

**Foreign Trade according
to the Standard International
Trade Classification (SITC - Rev.II) –
Special Trade**

1985



FEDERAL STATISTICAL OFFICE, WIESBADEN

PUBLISHERS: W. KOHLHAMMER GMBH, STUTTGART AND MAINZ

**Foreign Trade according
to the Standard International
Trade Classification (SITC - Rev.II) –
Special Trade**

1985

Statistisches Bundesamt
Bibliothek - Dokumentation - Archiv



FEDERAL STATISTICAL OFFICE, WIESBADEN

PUBLISHERS: W. KOHLHAMMER GMBH, STUTTGART AND MAINZ

Published by:
Federal Statistical Office
Gustav-Stresemann-Ring 11
D-6200 Wiesbaden
Telephone (06121) 752475

Distributed by:
Messrs. W. Kohlhammer GmbH
Publications of the Federal
Statistical Office
Philipp-Reis-Str. 3
D-6500 Mainz 42

Periodicity: annually

Published in June 1986

Price: DM 22,50

Order Number: 6370010-85700

Reproduction of the contents of this publication is subject to
acknowledgement of the source and submission of a voucher copy.

Contents

	Page
Introduction	4
Geographical Nomenclature for the Foreign Trade Statistics of the Federal Republic of Germany	6
Alphabetical Index of Countries for Table 7	7
Chart: Index of Current Value, Volume and Average Value of Imports and Exports (Special Trade)	8
Tables:	
1 Development of Current Value and Volume (Base 1980) of Imports and Exports (Special Trade) by Sections of the SITC-Rev. II	
1.1 Imports by Groups of Countries in 1 000 DM	10
1.2 Exports by Groups of Countries in 1 000 DM	12
2 Index of Current Value, Volume and Average Value of Imports and Exports (Special Trade) by Sections of the SITC-Rev. II (1980 = 100)	
2.1 Total	14
2.2 EC-Countries	16
2.3 Other Countries	18
3 Imports and Exports (Special Trade) by Sections and Divisions of the SITC-Rev. II	
3.1 Imports	20
3.2 Exports	21
4 Imports and Exports (Special Trade) by Groups and Subgroups of the SITC-Rev. II	
4.1 Imports	22
4.2 Exports	38
5 Imports and Exports (Special Trade) by Continents and Countries (Countries of Production and Consumption)	54
6 Imports and Exports (Special Trade) by Groups of the SITC-Rev. II and by Countries of Production and Consumption	57
7 Imports and Exports (Special Trade) by Countries of Production and Consumption and by Groups of the SITC-Rev. II	194

Data relate to the Federal Republic; they include Berlin (West)

Symbols and Abbreviations

- 0 = Less than half of 1 at the last occupied digit, but more than nil
- = Category not applicable
- . = Figure unknown or not to be disclosed
- X = Tabular group blocked, information not meaningful
- n.e.s. = Not elsewhere stated

Introduction

1 General explanations

1.1 Legal foundations

The legal foundations of foreign trade statistics are:

- Law on Statistics for Federal Purposes (Statistical Law) of 14 March 1980 (Bundesgesetzblatt I p. 289),
- Law on Statistics on Frontier Crossing Goods Traffic (Foreign Trade Statistics - Law on Foreign Trade Statistics) of 1 May 1957 (Bundesgesetzblatt I p. 413) as amended by Art. 9 of the 1st Law on the Adjustment of Statistics of 14 March 1980 (Bundesgesetzblatt I p. 294),
- Ordinance for the Implementation of the Law on Statistics on Frontier Crossing Goods Traffic (Foreign Trade Statistics - Executory Ordinance for Foreign Trade Statistics) in the version of 14 July 1977 (Bundesgesetzblatt I p. 1281) as amended by Art. 24 of the 1st Law on the Adjustment of Statistics of 14 March 1980 (Bundesgesetzblatt I p. 294).

1.2 Subject-matter

The subject-matter of foreign trade statistics of the Federal Republic of Germany is the frontier crossing goods traffic of the statistical territory with foreign countries.

For purposes of foreign trade statistics, foreign countries include all territories outside the statistical territory and outside the German Democratic Republic and Berlin (East).

The goods traffic between the statistical territory and the German Democratic Republic and Berlin (East) is presented in separate statistics and is not included in foreign trade statistics.

1.3 Statistical territory

The statistical territory of foreign trade statistics comprises the Federal Republic of Germany (excl. the customs enclave of Büdingen) incl. Berlin (West) and the Austrian communities of Jungholz and Mittelberg (as customs enclaves).

1.4 Declaration

The results of foreign trade statistics are generally based on the data provided by importers and exporters. The declaration for purposes of foreign trade statistics is as a rule effected using the forms "Einfuhranmeldung" (Import declaration) and "Ausfuhrerklärung zugleich Ausfuhranmeldung" (Notification of exports and export declaration).

1.5 Trade system

The frontier crossing goods traffic is shown in foreign trade statistics as general trade (see Section 3), as special trade and as transit (only transshipment and transit entering and leaving by sea; see Series 6). Special trade essentially comprises those commodities which entered the statistical territory for use, consumption, working or manufacturing, or which, respectively, originated from production, working or manufacturing in the statistical territory and have been exported.

2 Special trade

2.1 The data of the present publication relate to special trade which comprises

2.1.1 in imports

- the direct importation of goods into free circulation, for inward processing under customs control ("Eigenveredelung" - processing of goods by Germans for German account - and "Lohnveredelung" - processing of goods by Germans for foreign account), after outward processing under customs control, and also repair trade,
- the importation of foreign goods leaving customs warehouses into the above mentioned types of imports; as warehouses in the meaning of foreign trade statistics are considered free port stores and customs storage warehouses (incl. open customs storage warehouses), as well as some special cases.

2.1.2 in exports

the exportation of goods from free circulation, after customs-approved inward processing ("Eigenveredelung" - processing of goods by Germans for German account - and "Lohnveredelung" - processing of goods by Germans for foreign account), for customs-approved outward processing, and also repair trade.

2.2 Ships' and aircraft stores

As ships' and aircraft stores are shown in special trade the delivery of foreign goods leaving customs warehouses for the needs of outward-bound German sea-going vessels and aircraft (as imports), as well as the delivery of goods from free circulation and inward processing for the needs of outward-bound foreign ships and aircraft (as exports). Included among ships' and aircraft stores as imports is also the delivery of foreign goods leaving customs warehouses for the supply of German sea-going ships and aircraft in foreign ports/airports. The relevant data are included in the types of importation and/or exportation mentioned in Section 2.1.1 and 2.1.2, respectively.

2.3 Exemptions and simplifications

The results of foreign trade statistics do not comprise goods and transport operations which according to Art. 31 of the Ordinance for the Implementation of the Law on Statistics on Frontier Crossing Goods Traffic (ARStatDV) are exempted from declaration, such as since spring 1980 shipments of industrial goods of a value of up to DM 500 inclusive (previously since 1974 - DM 300) and of food and agricultural goods of a value of up to DM 100 inclusive (previously since 1974 - DM 50), provided the weight of the shipment is not exceeding 1,000 kg; presents of a value of DM 500 inclusive per shipment; silver and gold for international payments; diplomatic and consular goods.

Not included either are goods imported or exported by the foreign armed forces stationed in the Federal Republic of Germany.

2.4 Reference month

As far as the presentation of foreign trade as special trade is concerned, direct imports and exports are generally shown in the month they crossed the border, while importations of goods entering customs warehouses, on the other hand, are shown only at the time of their importation from customs warehouses. Due to unavoidable delays in the submission of the declaration, and also because of the necessity to clear up doubtful items, it is possible to some, though a rather small extent that imports and exports are shown in a later reporting period. On the other hand, the export figures may also comprise shipments which, with the combined shipping procedure, with the simplified combined shipping procedure by railway or with the TTR procedure, have not yet left the statistical territory.

2.5 Commodity classifications

The grouping of commodities is shown according to the Standard International Trade Classification, Revision 2 (abbreviated title: SITC-Rev. II; Statistical Papers, Series M, No. 34/Rev. 2).

According to a decision of the Council of the European Communities taken on 9 December 1975 (75/767 EEC), this revised version of the SITC will be used in the member countries as of January 1978. It replaces the first revised 1961 version of the Standard International Trade Classification (SITC, Revised).

As against the first revised version, the SITC-Rev. II contains numerous changes and, in part, considerable extensions and has also been reconciled with the Nomenclature of the Customs Cooperation Council - CCCN - (formerly "Brussels Tariff Nomenclature") in such a manner that the smallest components (5 - digit SITC - positions) are corresponding to the tariff numbers of this nomenclature, or parts of such tariff numbers.

Details concerning the allocation of commodities can be seen from a correlation of the positions of the SITC-Rev. II with the Commodity Classification for Foreign Trade Statistics which can be obtained as a special print direct from the Federal Statistical Office, Postfach 55 28, D-6200 Wiesbaden 1. This correlation is further published as Annex 1 in the annual issue of Series 1 of Subject - Matter Series 7.

In the present report, the figures shown are for all reporting periods presented according to the new version of the SITC-Rev. II.

For many items the commodity descriptions have been abbreviated. The complete wording can be seen from the original version of the SITC, Rev. II, of the United Nations.

Deviating therefrom, postal packages (911) are classified in German foreign trade statistics according to their contents. Gold coins are covered by group 972; other coins (961) used as legal tender are not contained in the figures of foreign trade statistics.

Foreign Trade of electric energy comprises the financial settlements (incl. some special cases) and is shown throughout in Mwh.

2.6 Presentation

In Table 6 only those countries for which the reported value of imports or exports was at least \$ 30,000 are presented under the individual groups.

Table 7 presents under the various countries merely those groups of the SITC, for which the reported value for imports or exports was at least \$ 30,000 in the year concerned.

2.7 Partner countries

The "Alphabetic Index of Countries for Foreign Trade Statistics" as of January 1985 includes altogether 195 countries or areas, respectively. A detailed list of all countries is included in this publication.

With regard to imports, that country is shown as the country of production where goods were produced (country of origin), where the goods either were entirely extracted or manufactured, or where they underwent their last essential and economically justified working or stage of manufacture. There apply the conceptual definitions of Articles 4 to 7, Par. 1, of the Ordinance (EEC) No. 802/68 of the Council of 27 June 1968 (OJ EurCom., No. L 148, p. 1). As far as exports are concerned, that country is shown as the country of consumption (country of destination), in which the goods are to be used or consumed, worked or transformed.

2.8 Quantities

The quantity data (deciton - dt = 100 kg) refer to the net weight of the goods, or the net weight incl. retail packaging, respectively.

2.9 Values

The values are presented in DM 1,000 and in \$ 1,000. As a general principle, they relate to the value free at border which, independently of the currency shown on the invoice, must always be declared and recorded in DM. This is the value free at border of the statistical territory, and, as far as imports are concerned, the duties on entry are excluded. In the case of exportation or importation after processing, always the full value of the goods including processing and distribution costs is shown.

The values published in \$ 1,000 have been subsequently computed for imports and exports from the DM values. For this purpose, the following conversion rates were applied:

As from year, month	DM for 1 US-\$	As from year, month	DM for 1 US-\$
1980		1981	
January	1,72	January	2,01
February	1,75	February	2,14
March	1,85	March	2,11
April	1,87	April	2,16
May	1,79	May	2,29
June	1,77	June	2,38
July	1,75	July	2,44
August	1,79	August	2,50
October	1,84	September	2,36
November	1,92	October	2,25
December	1,97	November	2,22
		December	2,26
1982		1983	
January	2,29	January	2,39
February	2,37	February	2,43
March	2,38	March	2,41
April	2,40	April	2,44
May	2,31	May	2,47
June	2,43	June	2,55
July	2,46	July	2,59
August	2,48	August	2,67
September	2,50	October	2,60
October	2,53	November	2,68
November	2,56	December	2,75
December	2,42		
1984		1985	
January	2,81	January	3,17
February	2,71	February	3,29
March	2,60	March	3,31
April	2,64	April	3,08
May	2,75	May	3,11
June	2,74	June	3,06
July	2,89	July	2,92
August	2,89	August	2,79
September	3,02	September	2,84
October	3,07	October	2,64
November	2,99	November	2,59
December	1,73	December	2,51

Deviations from the specific conversion ratio may be due to rounding of the partial figures of which the figures shown here are composed.

2.10 Volume, indices, terms of trade

The volume is determined by multiplying the quantity of the reference month (per commodity number and group of countries) with the unit value of the base year (per commodity number and group of countries). The required base unit values are calculated by dividing the actual values of the base year (per commodity number and group of countries) by the relevant quantities. The volume indicates what the imports/exports would have been in the reference period if the unit values of the base year had remained constant.

The current value index shows the development of the nominal values as related to the base period. The volume index (according to Laspeyres) represents the development of foreign trade, adjusted for changes of the unit value. The unit value index (according to Paasche) informs about the movement of import and export unit values on the basis of the frontier crossing values. The terms of trade indicate how the purchasing power of an export unit, as measured in import units, has changed against the base year.

Index formulae:

$$\text{Current value index: } V_{o,n} = \frac{P_n \cdot q_n}{P_o \cdot q_o} \cdot 100$$

$$\text{Volume index: (according to Laspeyres)} \quad Q_{o,n} = \frac{P_o \cdot q_n}{P_o \cdot q_o} \cdot 100$$

$$\text{Unit value index: (according to Paasche)} \quad P_{o,n} = \frac{P_n \cdot q_n}{P_n \cdot q_o} \cdot 100$$

(x)

$$\text{Terms of trade: (real exchange relationship)} \quad \text{ToT} = \frac{P_{o,n}}{P_{o,n}^{(m)}} \cdot 100$$

p = unit value per commodity number and group of countries, q = quantity per commodity number and group of countries, o = base period, n = reference period

(x)
P_{o,n} = index of export unit values, P_{o,n}^(m) = index of import unit values.

See in this connection the article: "Neuberechnung des Außenhandelsvolumens und der Außenhandelsindizes of Basis 1980" in: "Wirtschaft und Statistik", No. 2/1985, p. 155 ff.

2.11 Publications and information service

Rather detailed figures of foreign trade statistics are being published in Series 2 to 8 and S of Subject-Matter Series 7, entitled "Außenhandel" (Foreign trade).

Moreover, figures of still greater detail may be obtained against reimbursement of costs in the form of table extracts from the Federal Statistical Office, P.O.B. 5528, D-6200 Wiesbaden 1. Out of the great number of possible tabulations, the following should be mentioned:

Imports and exports by commodity numbers, countries of production and of consumption, types of imports and of exports,

Imports by code numbers, countries of production and types of imports,

Imports/exports by countries of purchase/sale and by countries of production/consumption, as well as by commodity subgroups of food industry and the industrial economy,

Imports entering customs warehouses, imports leaving customs warehouses and exports leaving customs warehouses by commodity numbers and countries,

Imports according to branches of transport, border sections, countries of production and commodity subgroups of food industry and industrial economy.

A detailed description of the methodology of foreign trade statistics is contained in the publication "Außenhandel und Statistik" (Foreign Trade and Statistics) of the series "Zahl und Leben" (Figures and Life), No. 7, also published by Messrs. W. Kohlhammer.

3 Notes

The figures for 1985 are definite results. For the results of earlier reference periods always applies the "Introductory Note" (Vormerkung) of the relevant report.

Geographical Nomenclature for the Foreign Trade Statistics of the Federal Republic of Germany

	E U R O P E	322	Zaire	A S I A	
	Community	324	Rwanda		Near and Middle East
001	France (incl. Monaco)	328	Burundi	600	Cyprus
002	Belgium & Luxembourg	329	St Helena & Dependencies	604	Lebanon
003	Netherlands	330	Angola	603	Syria
005	Italy (incl. San Marino)	334	Ethiopia	612	Iraq
006	United Kingdom (Great Britain, Northern Ireland, Isle of Man, British Channel Islands)	338	Djibouti	616	Iran
		342	Somalia	624	Israel
007	Ireland	346	Kenya	628	Jordan
008	Denmark	350	Uganda	632	Saudi Arabia
009	Greece	352	Tanzania	636	Kuwait
	Other European Countries	355	Seychelles & Dependencies	640	Bahrain
024	Iceland	357	British Indian Ocean Territory (Chagos Archipelago)	644	Qatar
025	Faroe Islands	366	Mozambique	647	United Arab Emirates
028	Norway (incl. Svalbard)	370	Madagascar	649	Oman
030	Sweden	372	Réunion	652	North Yemen
032	Finland	373	Mauritius	656	South Yemen
036	Switzerland (incl. Büdingen, Liechtenstein)	375	Comoros		Other Asian Countries
038	Austria (excl. Jungholz & Mittelberg)	377	Mayotte	660	Afghanistan
040	Portugal (incl. Azores & Madeira)	378	Zambia	662	Pakistan
042	Spain	382	Zimbabwe	664	India (incl. Sikkim)
043	Andorra	386	Malawi	666	Bangladesh
044	Gibraltar	390	Republic of South Africa & Namibia	667	Maldives
045	Vatican City State	391	Botswana	669	Sri Lanka (Ceylon)
046	Malta	393	Swaziland	672	Nepal
048	Yugoslavia	395	Lesotho	675	Bhutan
052	Turkey		A M E R I C A	676	Burma
056	Soviet Union		North America	680	Thailand
		400	United States of America (incl. Puerto Rico)	684	Laos
060	Poland	404	Canada	690	Vietnam
062	Czechoslovakia	406	Greenland	696	Kampuchea (Cambodia)
064	Hungary	408	St Pierre & Miquelon	700	Indonesia
066	Romania		Central and South America	701	Malaysia (Malaya, Sabah, Sarawak)
068	Bulgaria	412	Mexico	703	Brunei
070	Albania	413	Bermuda	706	Singapore
	A F R I C A	416	Guatemala	708	Philippines
	North Africa	421	Belize	716	Mongolia
202	Canary Islands	424	Honduras	720	China
204	Morocco	428	El Salvador	724	North Korea
205	Ceuta & Melilla	432	Nicaragua	728	South Korea
208	Algeria	436	Costa Rica	732	Japan
212	Tunisia	442	Panama	736	Taiwan
216	Libya	448	Cuba	740	Hong Kong
220	Egypt	450	West Indies	743	Macao
224	Sudan	452	Haiti		A U S T R A L A S I A , O C E A N I A & O T H E R T E R R I T O R I E S
	West Africa	453	Bahamas	800	Australia
228	Mauritania	454	Turks & Caicos Islands	801	Papua New Guinea
232	Mali	456	Dominican Republic	802	Australian Oceania (Heard & McDonald Islands, Cocos Islands, Christmas & Norfolk Islands)
236	Upper Volta	457	Virgin Islands of the United States	803	Nauru
240	Niger	458	Guadeloupe	804	New Zealand
244	Chad	459	Antigua & Barbuda	806	Solomon Islands
247	Republic of Cape Verde	460	Dominica	807	Tuvalu
248	Senegal	462	Martinique	808	American Oceania
252	Gambia	463	Cayman Islands	809	New Caledonia & Dependencies
257	Guinea Bissau	464	Jamaica	811	Wallis & Futuna Islands
260	Guinea	465	St Lucia	812	Kiribati
264	Sierra Leone	467	St Vincent	813	Pitcairn
268	Liberia	469	Barbados	814	New Zealand Oceania (Tokelau & Niue Islands); Cook Islands
272	Ivory Coast	472	Trinidad & Tobago	815	Fiji
276	Ghana	473	Grenada	816	Vanuatu
280	Togo	476	Netherlands Antilles (Curacao, Aruba, etc.)	817	Tonga
284	Benin	480	Colombia	819	Western Samoa
288	Nigeria	484	Venezuela	822	French Polynesia
	Central, East and South Africa	488	Guyana	890	Polar Regions
302	Cameroon	492	Suriname		M I S C E L L A N E O U S
306	Central African Republic	496	French Guiana	950	Supplies for ships & aircraft (imports for German & exports resp. transit for foreign vessels & aircraft)
310	Equatorial Guinea	500	Ecuador	958	Unidentified countries
311	São Tomé & Príncipe	504	Peru		
314	Gabon	508	Brazil		
318	Congo	512	Chile		
		516	Bolivia		
		520	Paraguay		
		524	Uruguay		
		528	Argentina		
		529	Falkland Islands & Dependencies		

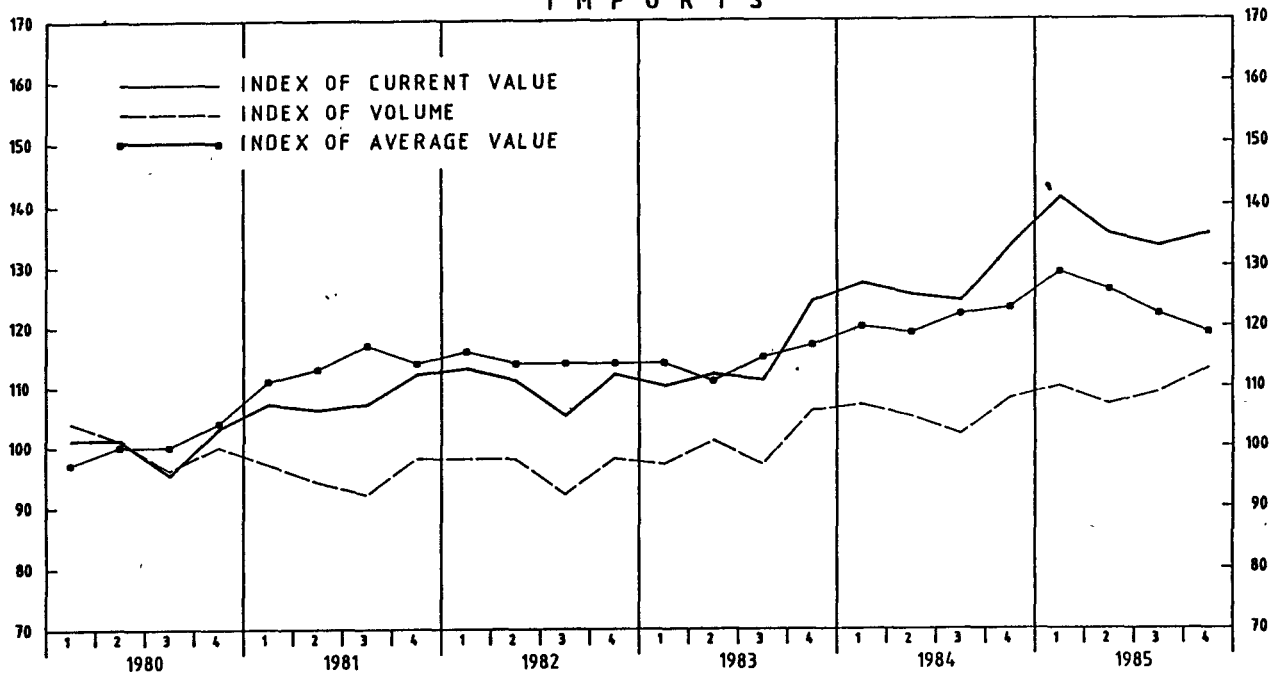
Neither the headings which make up this nomenclature nor the details used with them are to be taken as any expression of opinion on the political status of the countries or territories concerned.

Alphabetical Index of Countries for Table 7

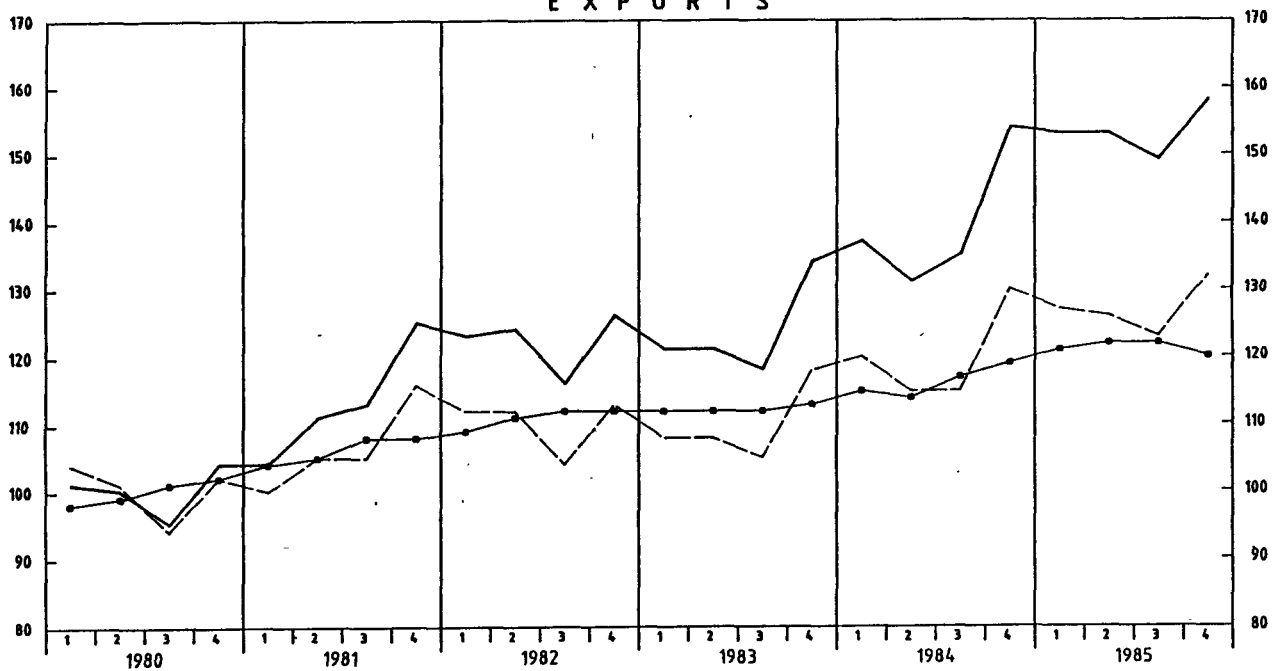
Country	Page	Country	Page
Afghanistan	302	Macao	323
Albania	240	Madagascar	261
Algeria	242	Malawi	264
American Oceania	326	Malaysia	310
Americ. Virgin Is.	277	Maldives	306
Andorra	225	Mali	247
Angola	257	Malta	226
Antigua & Barbuda	277	Martinique	277
Argentina	288	Mauritania	247
Australia	323	Mauritius	262
Austral. Oceania	324	Mayotte	263
Austria	219	Mexico	270
Bahamas	276	Mongolia	314
Bahrain	298	Morocco	241
Bangladesh	305	Mozambique	261
Barbados	278	Nauru	325
Belgium & Luxembourg	196	Nepal	307
Belize	272	Netherl. Antilles	279
Benin	252	Netherlands	198
Bermuda	271	New Caledonia	326
Bhutan	307	New Zealand	325
Bolivia	286	N. Zealand Oceania	326
Botswana	266	Nicaragua	273
Brazil	283	Niger	248
Brit. In. Oc. Terr.	261	Nigeria	252
Brunei	312	North Korea	316
Bulgaria	238	North Yemen	301
Burma	307	Norway	211
Burundi	257	Oman	301
Cameroon	253	Pakistan	303
Canada	268	Panama	274
Canary Islands	240	Papua New Guinea	324
Cayman Islands	278	Paraguay	287
Central Afr. Rep.	254	Peru	283
Ceuta and Melilla	242	Philippines	313
Chad	248	Pitcairn	326
Chile	285	Poland	232
China	314	Polar Reg.	327
Columbia	280	Portugal	221
Comoros	263	Qatar	299
Congo	255	Rep. Cape Verde	248
Costa Rica	274	Rep. South Africa & Namibia	264
Cuba	275	Réunion	262
Cyprus	289	Romania	237
Czechoslovakia	233	Rwanda	256
Denmark	206	S. Tomé & Príncipe	254
Djibouti	258	Saudi Arabia	296
Dominica	277	Senegal	248
Dominican Republic	276	Seychelles	261
Ecuador	282	Ships suppl.	327
Egypt	245	Sierra Leone	249
El Salvador	273	Singapore	312
Equatorial Guinea	254	Solomon Islands	326
Ethiopia	258	Somalia	259
Falkland Is.	289	South Korea	316
Faroe Islands	211	South Yemen	302
Finland	215	Sovjetunion	230
Fiji	326	Spain	223
France	194	Sri Lanka	306
French Guiana	282	St. Helena	257
French Polynesia	326	St. Lucia	278
Gabon	255	St. Pierre & Miquelon	270
Gambia	249	St. Vincent	278
Ghana	251	Sudan	246
Gibraltar	225	Suriname	281
Greece	209	Swaziland	266
Greenland	270	Sweden	213
Grenada	279	Switzerland	217
Guadeloupe	277	Syria	291
Guatemala	272	Taiwan	320
Guinea	249	Tanzania	260
Guinea-Bissau	249	Thailand	308
Guyana	281	Togo	252
Haiti	276	Tonga	326
Honduras	272	Trinidad and Tobago	279
Hong Kong	321	Turks & Caicos Is.	276
Hungary	235	Tunisia	243
Iceland	210	Turkey	228
India	304	Tuvalu	326
Indonesia	309	Uganda	260
Iran	293	Unident. countries	327
Iraq	292	Unit. Arab. Emirates	300
Ireland	205	United Kingdom	203
Israel	294	Upper Volta	247
Italy	200	Uruguay	287
Ivory Coast	250	USA	266
Jamaica	278	Vanuatu	326
Japan	318	Vatican City	226
Jordan	295	Venezuela	280
Kampuchea	309	Vietnam	309
Kenya	259	Wallis & Futuna	326
Kiribati	326	West Indies	276
Kuwait	297	West. Samoa	326
Laos	309	Yugoslavia	227
Lebanon	290	Zaire	255
Lesotho	266	Zambia	263
Liberia	250	Zimbabwe	263
Libya	244		

INDEX OF CURRENT VALUE, VOLUME AND AVERAGE VALUE OF IMPORTS AND EXPORTS (SPECIAL TRADE) 1980 = 100

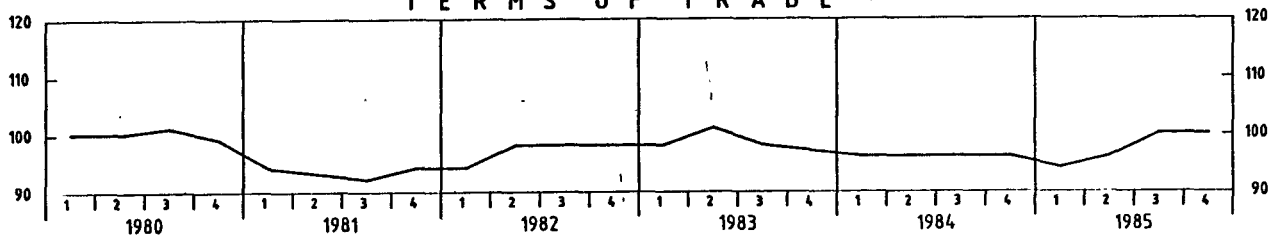
IMPORTS



EXPORTS



TERMS OF TRADE 1)



STAT. BUNDESAMT 907.603

1) INDEX OF AVERAGE VALUE OF EXPORTS IN %
OF THE INDEX OF AVERAGE VALUE OF IMPORTS

Tables

1 Development of Current Value and Volume of Imports and Exports
(Special Trade) by Sections of the SITC - Rev. II
1.1 Imports by Groups of Countries
- Countries of production -

Year Quarter	Total	Section									Commodities and trans- actions not classified acc. to kind 1)	
		0	1	2	3	4	5	6	7	8		9
		Food and live animals	Beverages and tobacco	Crude materials, inedible	Mineral fuels, lubricants etc.	Animal and vegetable oils and fats	Chemicals	Manufactured goods classified chiefly by material	Machinery and transport equipment	Miscella- neous manufactured articles		
Current Value in 1 000 DM												
Total												
1981	369 178 790	36 584 944	3 802 502	26 326 925	89 776 331	1 726 016	27 468 950	59 201 113	72 591 511	41 349 261	10 351 237	
1982	376 463 920	37 842 209	4 076 630	26 066 007	88 366 184	1 737 711	29 159 290	59 285 499	76 475 156	41 319 300	12 135 934	
1983	390 192 040	38 554 831	4 209 401	27 116 393	82 690 576	1 858 744	31 882 637	63 447 524	85 094 946	43 721 487	11 615 501	
1984	434 256 917	41 948 773	4 113 524	31 006 174	88 533 896	2 954 787	37 082 352	71 258 600	95 109 838	49 553 175	12 695 798	
1985	463 810 992	44 320 161	4 602 199	31 881 101	92 181 868	2 754 681	41 259 571	74 921 487	105 954 405	52 904 413	13 031 106	
1981 Q. 1	91 395 625	8 770 734	996 089	6 477 734	22 372 772	399 276	6 745 732	14 656 393	17 725 206	10 820 692	2 430 997	
Q. 2	90 578 876	9 336 728	882 802	6 755 837	20 776 717	426 805	6 866 301	15 038 162	18 723 212	9 384 206	2 388 106	
Q. 3	91 701 699	8 648 218	858 428	6 481 074	23 244 910	453 065	6 727 800	14 164 477	17 494 346	10 982 419	2 646 962	
Q. 4	95 502 590	9 829 264	1 065 183	6 612 280	23 381 932	446 870	7 129 117	15 342 081	18 648 747	10 161 944	2 885 172	
1982 Q. 1	96 458 091	9 097 113	1 115 727	6 708 554	22 894 174	399 902	7 368 597	15 489 077	19 728 555	10 814 454	2 841 838	
Q. 2	95 040 549	10 075 730	959 262	6 752 505	21 652 543	453 166	7 540 564	15 740 092	19 268 867	9 497 865	3 099 955	
Q. 3	89 687 540	9 173 735	870 392	6 092 369	20 977 863	457 554	7 273 718	13 752 603	17 450 815	10 869 865	2 768 526	
Q. 4	95 277 740	9 495 631	1 131 249	6 512 579	22 841 604	426 989	6 976 411	14 303 727	20 026 819	10 137 116	3 425 615	
1983 Q. 1	93 674 635	9 009 535	1 062 024	6 455 247	21 107 723	375 024	7 606 536	14 666 324	19 645 336	10 914 401	2 832 485	
Q. 2	95 909 080	9 697 134	971 407	6 887 555	19 748 318	416 659	7 856 741	16 291 191	21 339 874	9 777 764	2 922 437	
Q. 3	95 091 764	9 293 293	990 669	6 387 211	19 864 800	452 757	8 285 715	15 421 741	20 334 582	11 562 960	2 498 036	
Q. 4	105 516 561	10 554 869	1 185 301	7 386 380	21 969 735	614 304	8 133 645	17 068 268	23 775 154	11 466 362	3 362 543	
1984 Q. 1	108 739 636	10 269 001	1 005 647	7 808 034	23 220 381	642 074	9 314 997	17 743 617	22 668 346	12 924 340	3 143 199	
Q. 2	106 486 107	11 082 631	976 943	7 659 072	21 520 034	704 874	9 324 312	18 270 429	22 863 422	10 962 422	3 121 968	
Q. 3	105 869 423	10 110 425	930 761	7 391 538	21 677 266	809 618	9 187 016	16 930 001	22 757 003	13 035 266	3 040 529	
Q. 4	113 161 751	10 486 716	1 200 173	8 147 530	22 116 215	798 221	9 256 027	18 314 553	26 821 067	12 631 147	3 390 102	
1985 Q. 1	120 220 116	11 416 923	1 149 849	8 354 669	25 395 617	751 631	10 079 286	18 529 263	27 160 661	14 193 171	3 189 046	
Q. 2	115 531 013	11 556 642	1 101 168	8 456 000	22 938 958	732 465	10 524 455	19 291 437	26 181 399	11 583 095	3 165 394	
Q. 3	113 204 396	10 611 194	1 043 613	7 499 800	22 749 648	714 889	10 500 088	18 272 498	24 725 495	13 796 030	3 291 141	
Q. 4	114 855 467	10 735 402	1 307 569	7 570 632	21 097 645	555 696	10 155 742	18 828 289	27 886 850	13 332 117	3 385 525	
EC-Countries ²⁾												
1981	174 783 852	19 857 997	2 336 672	6 947 660	32 651 407	678 252	18 231 071	32 693 005	38 742 708	18 812 240	3 832 840	
1982	181 148 482	20 812 395	2 402 528	7 167 181	33 004 354	686 789	19 529 274	31 961 932	42 367 578	19 071 999	4 144 452	
1983	191 438 028	21 035 060	2 434 410	8 073 012	33 291 586	793 579	21 243 556	34 333 156	46 024 069	19 889 586	4 320 014	
1984	208 034 978	22 419 586	2 467 823	8 639 751	37 178 401	1 163 290	24 496 482	37 444 831	48 248 460	21 613 944	4 362 410	
1985	225 406 021	24 412 618	2 695 081	9 513 634	39 727 462	1 085 642	27 083 665	39 958 608	52 442 051	23 243 948	5 263 312	
1981 Q. 1	43 218 007	4 453 103	649 099	1 745 142	8 400 379	149 176	4 377 687	7 999 167	9 628 102	4 950 906	865 246	
Q. 2	42 505 060	5 240 587	526 518	1 693 784	8 501 127	164 950	4 640 243	8 380 580	10 184 847	4 278 197	894 227	
Q. 3	42 695 808	5 075 279	505 151	1 644 357	8 038 799	168 343	4 577 779	7 666 136	9 129 814	4 893 977	996 133	
Q. 4	46 364 977	5 089 028	655 904	1 864 337	9 711 102	195 783	4 635 362	8 647 122	9 799 945	4 689 160	1 077 234	
1982 Q. 1	46 466 712	4 861 113	676 363	1 810 336	8 981 824	148 412	4 980 343	8 266 856	10 902 782	4 946 225	892 458	
Q. 2	45 968 781	5 671 671	551 567	1 777 474	7 982 146	186 276	5 154 783	8 490 417	10 720 038	4 379 877	1 054 532	
Q. 3	43 077 206	5 375 474	491 507	1 604 730	7 900 665	187 472	4 650 951	7 346 383	9 629 180	4 920 683	970 161	
Q. 4	45 635 783	4 904 137	683 091	1 974 641	8 139 719	164 629	4 743 197	7 858 276	11 115 578	4 825 214	1 227 301	
1983 Q. 1	46 207 195	4 848 104	636 281	1 907 098	8 787 377	160 104	5 158 400	7 844 109	11 022 338	4 942 846	900 538	
Q. 2	48 334 239	5 630 957	547 297	2 021 015	8 323 117	166 762	5 241 711	8 929 119	11 680 995	4 535 574	1 257 692	
Q. 3	45 632 261	5 258 165	517 751	1 764 900	7 409 968	192 078	5 232 272	8 167 976	11 006 844	5 158 490	923 817	
Q. 4	51 264 333	5 297 834	733 081	2 379 999	8 771 124	274 635	5 611 173	9 391 952	12 313 892	5 252 676	1 237 967	
1984 Q. 1	52 480 148	5 148 347	612 649	2 156 338	10 206 155	249 992	6 075 820	9 351 690	12 011 916	5 617 586	1 049 555	
Q. 2	51 103 819	6 408 431	566 717	2 135 029	8 614 084	276 385	6 229 332	9 665 835	11 449 440	4 779 214	979 352	
Q. 3	50 212 666	5 625 084	530 269	1 970 044	8 964 789	317 688	5 894 844	8 719 038	11 497 270	5 605 742	1 087 898	
Q. 4	54 238 345	5 237 724	758 188	2 378 240	9 393 373	319 225	6 296 486	9 708 268	13 289 834	5 611 402	1 245 605	
1985 Q. 1	58 942 640	6 096 788	679 336	2 437 391	12 196 369	311 378	6 449 900	9 548 979	13 835 325	5 901 357	1 485 817	
Q. 2	55 345 140	6 598 968	639 250	2 461 115	8 313 176	275 814	6 722 941	10 398 753	12 874 812	5 107 247	1 353 064	
Q. 3	54 292 137	6 095 033	570 409	2 099 297	9 200 364	279 427	7 035 251	9 742 259	11 884 458	6 143 956	1 241 683	
Q. 4	56 826 104	5 621 829	806 086	2 515 831	9 417 553	219 023	6 875 573	10 268 617	13 827 456	6 091 388	1 182 794	
Other Countries ³⁾												
1981	194 394 938	16 726 947	1 465 830	19 379 265	57 124 924	1 047 764	9 237 879	26 508 108	33 848 803	22 537 021	6 518 397	
1982	195 315 438	17 029 814	1 674 102	18 898 826	55 361 830	1 050 922	9 630 016	27 323 567	34 107 578	22 247 301	7 991 482	
1983	198 754 012	17 519 771	1 774 991	19 043 381	49 398 990	1 065 165	10 639 081	29 114 368	39 070 877	23 834 901	7 295 487	
1984	226 221 939	19 529 187	1 645 701	22 366 423	51 355 495	1 791 497	12 585 870	33 813 769	46 861 378	27 939 231	8 333 388	
1985	238 404 971	19 907 543	1 907 118	22 367 467	52 454 406	1 669 039	14 175 906	34 962 879	53 532 354	29 660 465	7 767 794	
1981 Q. 1	48 177 618	4 317 631	346 990	4 732 592	13 972 393	250 100	2 368 045	6 657 226	8 097 104	5 869 786	1 565 751	
Q. 2	48 073 816	4 096 141	356 284	5 062 053	14 275 590	261 855	2 226 058	6 657 582	8 538 365	5 106 009	1 493 879	
Q. 3	49 005 891	3 572 939	353 277	4 836 677	15 206 111	284 722	2 150 021	6 498 341	8 364 532	6 088 442	1 650 829	
Q. 4	49 137 613	4 740 236	409 279	4 747 943	13 670 830	251 087	2 493 755	6 694 959	8 848 802	5 472 784	1 807 938	
1982 Q. 1	49 991 379	4 236 000	439 364	4 898 218	13 912 350	251 490	2 388 254	7 222 221	8 825 873	5 868 229	1 949 380	
Q. 2	49 071 768	4 404 059	407 695	4 975 031	13 670 397	266 890	2 385 781	7 249 675	8 548 829	5 117 988	2 045 4	

1 Development of Current Value and Volume of Imports and Exports

(Special Trade) by Sections of the SITC - Rev. II

1.1 Imports by Groups of Countries

- Countries of production -

Year Quarter	Total	Section									
		0 Food and live animals	1 Beverages and tobacco	2 Crude materials, inedible	3 Mineral fuels, lubricants etc.	4 Animal and vegetable oils and fats	5 Chemicals	6 Manufactured goods classified chiefly by material	7 Machinery and transport equipment	8 Miscella- neous manufactured articles	9 Commodities and trans- actions not classified acc. to kind 1)
Volume in 1 000 DM 2)											
Total											
1981	324 425 419	34 105 693	3 603 495	23 837 958	66 587 313	1 576 148	25 086 648	56 309 924	66 194 487	37 476 528	x
1982	328 677 105	35 068 744	3 602 908	24 066 932	63 935 225	1 627 068	26 510 187	56 329 098	68 732 051	36 919 067	x
1983	341 826 766	35 945 626	3 635 659	25 116 588	63 662 401	1 696 761	29 335 839	60 158 075	72 914 030	39 014 514	x
1984	359 472 879	36 694 923	3 435 469	25 794 958	64 156 284	1 753 744	31 946 918	63 779 472	79 116 946	41 851 748	x
1985	374 427 857	39 280 440	3 638 688	27 068 449	65 358 362	1 823 120	33 956 678	64 758 810	83 955 347	43 783 775	x
1981 Q. 1	82 504 288	8 239 885	945 039	6 051 109	17 741 070	385 604	6 409 130	14 193 722	16 501 367	9 808 792	x
Q. 2	80 009 637	8 540 650	848 282	6 087 068	15 404 137	391 762	6 357 218	14 398 329	17 227 637	8 545 340	x
Q. 3	78 391 370	7 980 285	826 196	5 624 178	16 498 169	389 203	5 901 921	13 219 413	15 699 069	9 723 085	x
Q. 4	83 520 124	9 344 873	983 978	6 075 603	16 943 937	409 579	6 418 379	14 498 460	16 766 414	9 399 311	x
1982 Q. 1	83 209 001	8 411 026	987 895	6 071 235	16 228 170	370 168	6 544 571	14 532 739	17 661 123	9 523 555	x
Q. 2	83 726 504	9 016 560	856 415	6 184 807	16 321 816	417 900	6 852 628	14 944 750	17 531 377	8 587 855	x
Q. 3	78 409 015	8 580 282	766 278	5 706 965	15 322 934	421 560	6 603 794	13 079 207	15 682 415	9 521 639	x
Q. 4	83 332 585	9 060 876	992 320	6 103 925	16 062 305	417 440	6 509 194	13 772 402	17 857 136	9 286 018	x
1983 Q. 1	82 327 011	8 628 151	922 674	6 080 010	15 968 501	387 046	6 963 372	14 217 751	17 006 213	9 625 796	x
Q. 2	86 189 655	9 136 381	848 694	6 529 509	15 909 573	427 681	7 439 187	15 692 085	18 503 473	8 998 870	x
Q. 3	82 921 821	8 587 111	855 630	5 851 695	15 421 797	407 838	7 704 808	14 476 891	17 267 231	10 125 315	x
Q. 4	90 388 279	9 593 983	1 008 661	6 655 374	16 362 530	474 196	7 228 472	15 771 348	20 137 113	10 264 533	x
1984 Q. 1	91 003 150	8 946 138	858 099	6 586 229	16 826 931	421 017	8 063 803	16 297 417	19 307 398	10 977 972	x
Q. 2	89 544 593	9 524 017	820 188	6 447 384	15 955 963	425 378	8 139 937	16 521 238	19 328 770	9 619 176	x
Q. 3	86 943 681	8 918 881	780 913	6 093 220	15 970 141	446 954	7 838 989	14 936 697	18 753 188	10 624 499	x
Q. 4	91 981 455	9 305 887	976 269	6 668 125	15 403 249	460 395	7 904 189	16 024 120	21 727 590	10 630 101	x
1985 Q. 1	93 533 575	9 806 208	944 216	6 561 878	16 431 632	432 900	8 293 797	15 893 180	21 427 217	11 282 405	x
Q. 2	91 639 186	9 849 211	877 841	6 970 881	15 801 694	434 919	8 590 045	16 459 551	20 401 604	9 661 726	x
Q. 3	92 715 702	9 617 820	808 351	6 511 554	17 190 600	480 548	8 610 135	15 817 174	19 682 245	11 238 672	x
Q. 4	96 539 394	10 007 201	1 008 280	7 024 136	15 934 436	474 753	8 462 701	16 588 905	22 444 281	11 600 972	x
EC-Countries ³⁾											
1981	159 068 643	18 409 876	2 238 318	6 600 671	24 708 386	643 203	16 798 857	31 429 616	36 736 972	17 897 933	x
1982	162 360 739	19 055 055	2 220 949	6 795 016	23 987 921	644 279	17 907 051	30 057 196	40 131 594	17 727 358	x
1983	172 526 860	19 876 038	2 239 665	7 646 798	25 927 533	714 209	19 518 011	32 395 867	42 074 550	18 283 674	x
1984	179 586 582	20 291 152	2 242 409	7 842 758	27 145 437	737 525	21 312 645	33 745 455	43 436 242	19 031 596	x
1985	188 909 430	22 334 605	2 348 272	8 524 197	28 440 462	717 561	22 524 883	34 542 378	45 126 294	20 049 761	x
1981 Q. 1	39 996 369	4 127 077	609 682	1 688 880	6 881 129	149 588	4 178 732	7 777 658	9 190 136	4 577 639	x
Q. 2	39 164 436	4 853 013	503 894	1 622 128	4 926 998	157 486	4 318 767	8 125 750	9 683 034	4 112 669	x
Q. 3	38 297 789	4 704 032	501 455	1 534 535	5 911 108	152 292	4 051 200	7 301 115	8 618 645	4 595 231	x
Q. 4	41 610 049	4 725 754	623 287	1 755 128	6 989 151	183 837	4 250 158	8 225 093	9 245 157	4 612 394	x
1982 Q. 1	40 841 843	4 382 484	611 629	1 673 728	6 285 859	138 353	4 497 157	7 686 977	10 259 033	4 510 256	x
Q. 2	41 631 688	5 005 090	515 962	1 677 754	6 065 336	174 192	4 728 728	8 088 715	10 244 787	4 154 326	x
Q. 3	38 862 684	4 993 420	461 410	1 546 797	5 888 253	175 084	4 253 019	6 956 883	9 182 339	4 477 154	x
Q. 4	41 024 524	4 674 061	631 948	1 896 737	5 748 473	156 650	4 428 147	7 324 621	10 445 435	4 585 622	x
1983 Q. 1	41 236 319	4 601 930	589 984	1 781 491	6 708 884	160 212	4 715 841	7 475 852	9 975 789	4 420 222	x
Q. 2	44 329 397	5 345 660	514 591	1 960 504	6 780 758	166 824	4 918 493	8 514 073	10 691 506	4 318 304	x
Q. 3	41 282 976	4 962 691	488 307	1 695 065	5 854 892	173 579	4 900 580	7 686 884	10 030 296	4 641 872	x
Q. 4	45 678 168	4 965 757	646 783	2 209 738	6 582 999	213 594	4 983 097	8 719 058	11 376 959	4 903 276	x
1984 Q. 1	45 302 030	4 624 277	567 155	1 938 577	7 312 410	173 273	5 304 332	8 589 998	10 989 535	4 882 533	x
Q. 2	44 593 349	5 587 145	526 222	1 932 547	6 439 503	179 685	5 470 886	8 771 703	10 428 748	4 381 126	x
Q. 3	43 220 012	5 168 387	490 576	1 809 326	6 782 056	189 606	5 086 674	7 793 286	10 217 084	4 755 278	x
Q. 4	46 471 191	4 911 343	658 456	2 162 308	6 611 468	194 961	5 450 753	8 590 468	11 800 875	5 012 659	x
1985 Q. 1	48 264 441	5 537 717	617 061	2 089 952	7 948 589	189 709	5 477 210	8 316 229	12 025 515	4 927 292	x
Q. 2	46 112 181	5 826 262	568 899	2 164 225	6 315 248	165 900	5 565 873	8 938 259	11 007 172	4 464 220	x
Q. 3	46 051 388	5 681 275	493 827	1 917 903	7 148 683	187 939	5 753 960	8 397 050	10 281 395	5 143 084	x
Q. 4	48 481 420	5 289 351	668 485	2 352 117	7 027 942	174 013	5 727 840	8 890 840	11 812 212	5 515 165	x
Other Countries ⁴⁾											
1981	165 356 776	15 695 817	1 365 177	17 237 287	41 878 927	932 945	8 287 791	24 880 308	29 457 515	19 578 595	x
1982	166 316 366	16 013 689	1 381 959	17 271 916	39 947 304	982 789	8 603 136	26 271 902	28 600 457	19 191 709	x
1983	169 299 906	16 069 588	1 395 994	17 469 790	37 734 868	982 552	9 817 828	27 762 208	30 839 480	20 730 840	x
1984	179 886 297	16 403 771	1 193 060	17 952 200	37 010 847	1 016 219	10 634 273	30 034 017	35 680 704	22 820 152	x
1985	185 518 427	16 945 835	1 290 416	18 544 252	36 917 900	1 105 559	11 431 795	30 216 432	38 829 053	23 734 014	x
1981 Q. 1	42 507 919	4 112 808	335 357	4 362 229	10 859 941	236 016	2 230 398	6 416 064	7 311 231	5 231 153	x
Q. 2	40 845 201	3 687 637	344 388	4 464 940	10 477 139	234 276	2 038 451	6 272 579	7 544 603	4 432 671	x
Q. 3	40 093 581	3 276 253	324 741	4 089 643	10 587 061	236 911	1 850 721	5 918 298	7 080 424	5 127 854	x
Q. 4	41 910 075	4 619 119	360 691	4 320 475	9 954 786	225 742	2 168 221	6 273 367	7 521 257	4 786 917	x
1982 Q. 1	42 367 158	4 028 542	376 266	4 397 507	9 942 311	231 815	2 047 414	6 845 762	7 402 090	5 013 299	x
Q. 2	42 094 816	4 011 470	340 453	4 507 053	10 256 480	243 708	2 123 900	6 856 035	7 286 590	4 433 529	x
Q. 3	39 546 331	3 586 862	304 868	4 160 168	9 434 681	246 476	2 350 775	6 122 324	6 500 076	5 044 485	x
Q. 4	42 308 061	4 386 815	360 372	4 207 188	10 313 832	260 790	2 081 047	6 447 781	7 411 701	4 700 396	x
1983 Q. 1	41 090 692	4 026 221	332 690	4 298 519	9 259 617	226 834	2 247 531	6 741 899	7 030 424	5 205 574	x
Q. 2	41 860 258	3 790 721	334 103	4 569 005	9 128 815	260 857	2 520 694	7 178 012	7 811 967	4 680 566	x
Q. 3	41 638 845	3 624 420	367 323	4 156 630	9 566 905	234 259	2 804 228	6 790 007	7 236 935</		

1 Development of Current Value and Volume of Imports and Exports

(Special Trade) by Sections of the SITC - Rev. II

1.2 Exports by Groups of Countries

- Countries of consumption -

Year Quarter	Total	Section									
		0 Food and live animals	1 Beverages and tobacco	2 Crude materials, inedible	3 Mineral fuels, lubricants etc.	4 Animal and vegetable oils and fats	5 Chemicals	6 Manufactured goods classified chiefly by material	7 Machinery and transport equipment	8 Miscella- neous manufactured articles	9 Commodities and trans- actions not classified acc. to kind 1)
Current Value in 1 000 DM											
Total											
1981	396 898 348	18 914 699	2 260 078	7 975 405	16 080 182	1 755 732	49 454 203	76 934 372	177 513 226	36 113 980	9 896 471
1982	427 740 943	19 414 608	2 561 755	7 587 981	16 016 131	1 710 167	51 349 018	80 197 490	199 522 390	38 896 259	10 485 144
1983	432 281 084	18 886 178	2 836 377	8 100 133	14 630 874	1 732 926	56 696 864	80 119 672	196 370 908	40 489 547	12 417 605
1984	488 222 999	20 925 370	3 097 820	9 806 646	16 104 768	2 570 681	66 261 914	91 117 283	218 802 236	46 385 773	13 150 508
1985	537 164 225	21 540 560	3 510 885	10 727 982	15 284 115	2 795 279	71 143 347	100 311 312	246 715 223	53 625 182	11 510 340
1981 Q. 1	91 159 407	4 825 026	450 174	1 953 809	3 738 116	434 724	12 323 776	17 696 764	38 989 761	8 594 687	2 150 570
Q. 2	97 141 099	4 937 542	576 881	1 954 378	4 314 525	431 608	12 402 235	18 573 835	43 379 291	8 212 469	2 358 335
Q. 3	98 792 894	4 468 146	645 234	1 963 192	4 255 426	479 777	12 310 736	19 601 240	42 999 904	9 369 968	2 699 271
Q. 4	109 804 948	4 683 985	587 789	2 104 026	3 772 115	409 623	12 417 456	21 060 533	52 144 270	9 936 856	2 688 295
1982 Q. 1	107 619 108	5 212 491	513 353	2 004 963	4 126 825	445 750	13 336 744	20 761 562	49 383 910	9 676 385	2 157 125
Q. 2	108 269 184	4 828 893	660 779	1 990 035	3 984 353	419 530	12 733 535	20 894 923	51 311 536	9 209 015	2 236 585
Q. 3	101 344 233	4 399 811	721 298	1 693 071	3 775 694	428 178	12 275 446	18 832 973	46 614 297	9 907 768	2 695 697
Q. 4	110 508 418	4 973 413	666 325	1 899 912	4 129 259	416 709	13 003 293	19 708 032	52 212 647	10 103 091	3 395 737
1983 Q. 1	105 590 960	4 602 117	612 201	1 887 859	3 770 892	390 096	13 564 196	19 401 109	48 044 098	9 981 695	3 336 697
Q. 2	106 117 220	4 597 625	725 122	1 956 026	3 348 353	370 063	13 864 492	19 902 582	49 109 506	9 305 554	2 937 897
Q. 3	103 411 370	4 654 753	791 885	1 927 590	3 692 945	416 632	13 842 098	19 310 237	45 763 997	9 328 875	2 681 358
Q. 4	117 161 534	5 031 683	707 169	2 328 658	3 818 684	556 135	15 426 078	21 505 744	53 453 307	10 872 423	3 461 633
1984 Q. 1	120 112 929	5 240 700	606 642	2 432 501	4 086 964	600 014	16 879 927	21 790 181	54 359 142	11 224 697	2 892 161
Q. 2	115 087 698	5 007 132	809 223	2 434 698	3 896 807	571 112	16 434 877	22 561 746	49 415 971	10 513 228	3 442 904
Q. 3	117 969 379	5 029 824	866 528	2 316 421	3 796 255	671 400	16 097 428	22 589 936	51 164 061	12 264 389	3 173 137
Q. 4	135 052 993	5 647 714	815 427	2 623 026	4 324 742	728 155	16 849 682	24 175 420	63 863 062	12 383 459	3 642 306
1985 Q. 1	133 843 859	5 187 774	771 400	2 727 622	4 131 201	732 976	18 297 869	24 733 057	61 694 681	12 862 195	2 705 084
Q. 2	134 072 873	5 311 885	928 930	2 884 321	4 246 888	702 314	18 484 464	25 221 040	61 190 657	12 435 759	2 666 615
Q. 3	130 759 406	5 123 791	992 996	2 523 067	3 808 018	705 606	17 677 660	24 769 361	58 092 794	14 081 804	2 984 309
Q. 4	138 488 087	5 917 110	817 559	2 592 972	3 098 008	654 383	16 683 354	25 587 854	65 737 091	14 245 424	3 154 332
EC-Countries ²⁾											
1981	186 034 299	11 671 645	1 465 605	4 588 797	10 448 754	1 085 778	22 827 014	37 275 504	74 726 726	17 708 857	4 235 619
1982	205 884 164	12 834 270	1 633 240	4 545 159	10 810 244	1 021 887	24 353 274	39 842 815	86 770 079	18 979 775	5 093 421
1983	207 770 520	12 972 977	1 793 594	4 779 383	9 581 665	1 166 752	26 972 225	40 107 468	86 054 055	19 157 138	5 185 263
1984	232 812 022	14 191 278	1 986 158	5 844 585	10 540 379	1 905 111	31 446 402	45 303 900	95 303 716	21 354 266	4 936 227
1985	254 866 916	14 949 251	2 326 965	6 367 167	9 270 262	2 046 324	33 921 372	49 995 468	106 255 303	24 408 066	5 326 738
1981 Q. 1	44 444 738	2 991 659	300 406	1 124 634	2 467 223	266 494	5 808 156	8 933 883	17 138 016	4 390 999	1 023 268
Q. 2	46 315 381	2 838 046	373 222	1 099 397	2 791 389	254 783	5 685 138	9 301 724	18 879 609	4 030 249	1 061 824
Q. 3	45 444 442	2 843 640	412 737	1 111 887	2 733 771	305 392	5 411 288	9 050 842	17 831 069	4 625 220	1 118 596
Q. 4	49 829 738	2 998 300	379 240	1 252 879	2 456 371	259 109	5 922 432	9 989 055	20 878 032	4 662 389	1 031 931
1982 Q. 1	52 449 152	3 254 195	330 616	1 214 180	2 762 451	264 604	6 508 967	10 446 744	21 723 832	4 901 240	1 042 323
Q. 2	52 611 805	3 008 801	419 919	1 211 000	2 695 318	253 905	6 128 121	10 408 060	23 020 625	4 494 072	971 984
Q. 3	47 981 101	3 084 545	453 240	1 085 213	2 335 309	245 902	5 664 180	9 148 583	19 721 254	4 790 328	1 352 547
Q. 4	52 842 106	3 486 729	429 465	1 134 766	2 817 166	257 476	6 052 006	9 839 428	22 304 368	4 794 135	1 726 567
1983 Q. 1	52 712 376	3 100 947	391 944	1 141 623	2 525 235	236 045	6 724 232	10 048 358	22 067 953	4 979 477	1 496 542
Q. 2	51 683 809	3 089 602	452 346	1 117 543	2 231 398	243 173	6 646 643	10 059 311	22 200 591	4 396 320	1 246 882
Q. 3	48 604 116	3 257 946	503 545	1 135 941	2 400 234	282 635	6 231 795	9 432 514	19 395 194	4 809 806	1 554 506
Q. 4	54 770 219	3 524 482	445 759	1 384 276	2 424 778	404 899	7 369 555	10 567 285	22 390 317	4 971 535	1 287 333
1984 Q. 1	58 196 246	3 371 496	388 259	1 487 357	2 623 171	417 327	8 258 022	11 038 571	24 001 351	5 481 747	1 128 945
Q. 2	54 861 179	3 224 057	523 104	1 442 339	2 535 021	428 436	7 794 135	11 480 056	21 478 346	4 824 186	1 131 499
Q. 3	55 986 962	3 564 064	543 540	1 342 267	2 560 279	500 773	7 520 757	10 784 304	22 352 491	5 485 162	1 333 025
Q. 4	63 767 635	4 031 661	531 255	1 572 622	2 821 908	558 575	7 873 488	12 000 969	27 471 528	5 562 871	1 342 758
1985 Q. 1	64 937 368	3 586 458	519 978	1 669 188	2 671 673	544 350	8 739 756	12 532 003	27 471 898	6 098 600	1 103 464
Q. 2	64 422 671	3 611 917	592 324	1 677 552	2 639 085	524 901	8 893 110	12 623 023	26 985 245	5 592 198	1 283 316
Q. 3	60 489 530	3 602 592	645 887	1 476 352	2 250 332	497 189	8 256 358	12 069 083	23 714 876	6 405 420	1 571 441
Q. 4	65 017 347	4 148 284	568 776	1 544 075	2 709 172	479 884	8 032 148	12 771 359	28 083 284	6 311 848	1 368 517
Other Countries ³⁾											
1981	210 864 049	7 243 054	794 473	3 386 608	5 631 428	669 954	26 627 189	39 658 868	102 786 500	18 405 123	5 660 852
1982	221 856 779	6 580 338	928 515	3 042 822	5 205 887	698 280	26 995 744	40 354 675	112 752 311	19 916 484	5 391 723
1983	224 510 564	5 913 201	1 042 783	3 320 750	5 049 209	566 174	29 724 639	40 012 204	110 316 853	21 332 409	7 232 342
1984	255 410 977	6 734 092	1 111 662	3 962 061	5 564 389	665 570	34 815 512	45 813 383	123 498 520	25 031 507	8 214 281
1985	282 297 309	6 591 309	1 183 920	4 360 815	6 013 853	748 955	37 221 975	50 315 844	140 459 920	29 217 116	6 183 602
1981 Q. 1	46 714 669	1 833 367	149 768	829 175	1 270 893	168 230	6 515 620	8 764 881	21 851 745	4 203 688	1 127 302
Q. 2	50 825 718	2 099 496	203 659	854 981	1 523 136	176 825	6 717 097	9 272 111	24 499 682	4 182 220	1 296 511
Q. 3	53 348 452	1 624 506	232 497	851 305	1 521 655	174 385	6 899 448	10 550 398	25 168 835	4 744 748	1 580 675
Q. 4	59 975 210	1 685 685	208 549	851 147	1 315 744	150 514	6 495 024	11 071 478	31 266 238	5 274 467	1 656 364
1982 Q. 1	55 169 956	1 958 296	182 737	790 783	1 364 374	181 146	6 827 777	10 314 818	27 660 078	4 775 145	1 114 802
Q. 2	55 657 379	1 820 092	240 860	779 035	1 289 035	165 625	6 605 414	10 486 863	28 290 911	4 714 943	1 264 601
Q. 3	53 363 132	1 315 266	268 058	707 858	1 240 385	182 276	6 611 266	9 684 390	26 893 043		

1 Development of Current Value and Volume of Imports and Exports

(Special Trade) by Sections of the SITC - Rev. II

1.2 Exports by Groups of Countries

- Countries of consumption -

Year Quarter	Total	Section									
		0 Food and live animals	1 Beverages and tobacco	2 Crude materials, inedible	3 Mineral fuels, lubricants etc.	4 Animal and vegetable oils and fats	5 Chemicals	6 Manufactured goods classified chiefly by material	7 Machinery and transport equipment	8 Miscella- neous manufactured articles	9 Commodities and trans- actions not classified acc. to kind. 1)
Volume in 1 000 DM 2)											
Total											
1981	373 419 884	16 973 608	2 016 152	7 654 430	12 557 397	1 654 176	46 233 873	73 576 805	168 390 197	34 587 987	x
1982	385 635 443	17 657 686	2 129 941	7 081 447	11 862 096	1 642 836	47 050 686	72 819 650	178 657 884	36 055 648	x
1983	384 538 047	17 970 495	2 334 935	7 732 474	11 473 433	1 597 568	52 418 690	74 529 658	169 420 815	36 949 241	x
1984	419 768 959	19 156 339	2 584 568	8 499 025	12 387 030	1 668 951	57 672 627	81 627 226	183 412 300	41 037 206	x
1985	444 574 891	19 702 574	2 717 732	8 966 133	11 279 136	1 883 761	60 222 590	86 754 594	196 821 352	46 108 564	x
1981 Q. 1	87 633 451	4 433 257	412 260	1 929 015	3 117 534	433 125	11 793 161	17 453 786	37 866 543	8 160 849	x
Q. 2	92 176 122	4 330 334	516 936	1 899 326	3 394 384	411 611	11 613 392	18 073 001	41 529 752	8 003 267	x
Q. 3	91 877 318	3 928 640	574 671	1 830 412	3 209 128	432 654	11 216 017	18 485 525	40 506 908	8 980 551	x
Q. 4	101 732 993	4 281 377	512 285	1 995 677	2 836 351	376 786	11 611 303	19 564 493	48 486 994	9 443 320	x
1982 Q. 1	98 413 801	4 702 133	433 070	1 818 005	3 069 260	422 972	12 170 052	19 057 509	45 479 021	8 983 053	x
Q. 2	97 818 238	4 434 084	559 976	1 837 442	2 995 808	401 492	11 736 448	18 778 045	46 260 927	8 486 343	x
Q. 3	90 612 264	3 953 979	592 171	1 595 779	2 783 802	410 969	11 240 367	16 995 150	41 142 240	9 077 746	x
Q. 4	98 791 140	4 567 490	544 724	1 830 221	3 013 226	407 403	11 903 819	17 988 946	45 775 696	9 508 506	x
1983 Q. 1	94 273 521	4 256 991	495 878	1 829 312	2 880 121	400 057	12 546 839	18 097 980	41 864 216	9 031 156	x
Q. 2	94 582 260	4 462 620	599 709	1 892 323	2 635 282	378 093	12 883 741	18 606 741	42 308 317	8 621 679	x
Q. 3	92 350 617	4 504 584	647 781	1 829 789	2 916 337	387 319	12 846 748	17 949 320	39 556 458	9 381 112	x
Q. 4	103 331 649	4 746 300	591 567	2 181 050	3 041 693	432 099	14 141 362	19 875 617	45 691 824	9 915 294	x
1984 Q. 1	104 841 648	4 775 002	495 476	2 091 572	3 123 904	424 773	15 002 811	20 082 782	46 280 945	9 969 435	x
Q. 2	100 580 035	4 605 307	683 395	2 149 479	3 084 376	374 093	14 509 564	20 405 602	42 227 621	9 445 697	x
Q. 3	100 471 998	4 567 718	722 522	1 997 495	2 927 011	421 099	13 806 710	19 960 810	42 400 866	10 809 320	x
Q. 4	113 875 278	5 208 312	683 175	2 260 479	3 251 739	448 986	14 353 542	21 178 032	52 502 868	10 812 754	x
1985 Q. 1	110 802 440	4 633 384	599 298	2 209 915	2 982 473	446 589	15 390 739	21 389 753	49 732 187	10 996 525	x
Q. 2	110 300 051	4 735 379	712 998	2 390 948	3 074 151	418 433	15 502 978	21 696 507	48 757 263	10 678 849	x
Q. 3	107 538 445	4 731 737	768 116	2 118 361	2 793 872	481 726	14 804 108	21 412 740	45 790 376	12 043 868	x
Q. 4	115 933 955	5 602 074	637 320	2 246 909	2 428 640	537 013	14 524 765	22 255 594	52 541 526	12 389 322	x
EC-Countries ³⁾											
1981	174 824 689	10 696 449	1 300 885	4 467 937	8 184 611	1 000 333	21 475 742	35 831 612	70 464 125	17 056 644	x
1982	185 518 251	11 484 480	1 359 291	4 312 718	7 737 657	960 758	22 586 161	36 749 087	77 457 495	17 556 064	x
1983	186 157 005	12 148 587	1 475 994	4 626 579	7 193 864	1 039 636	25 040 802	37 610 626	74 802 976	17 611 841	x
1984	201 326 356	12 687 209	1 668 886	5 090 611	7 757 936	1 183 981	27 788 425	40 601 733	80 976 319	19 181 690	x
1985	213 636 772	13 231 715	1 798 180	5 341 017	6 559 332	1 353 862	29 259 768	43 437 559	86 694 606	21 331 385	x
1981 Q. 1	42 632 001	2 834 088	271 987	1 115 997	2 086 307	262 167	5 592 757	8 770 904	16 418 507	4 230 867	x
Q. 2	43 797 563	2 582 544	334 492	1 093 032	2 208 750	237 516	5 322 372	9 041 753	18 004 686	3 933 714	x
Q. 3	42 104 389	2 546 575	367 326	1 059 380	2 050 476	268 495	4 936 158	8 615 094	16 684 755	4 428 114	x
Q. 4	46 290 736	2 733 242	327 080	1 199 528	1 839 078	232 155	5 624 455	9 403 861	19 356 177	4 463 949	x
1982 Q. 1	47 851 380	2 897 184	277 569	1 113 405	1 991 194	241 351	6 076 006	9 609 414	19 945 220	4 535 968	x
Q. 2	47 329 821	2 683 893	357 583	1 127 408	1 946 198	237 618	5 662 682	9 530 162	20 680 428	4 109 108	x
Q. 3	42 989 375	2 738 573	372 756	947 994	1 809 110	232 080	5 252 226	8 392 152	17 342 448	4 003 052	x
Q. 4	47 347 675	3 164 830	351 383	1 123 911	1 991 155	249 709	5 595 247	9 167 559	19 489 399	4 509 936	x
1983 Q. 1	47 333 507	2 807 914	313 590	1 121 282	1 862 852	238 599	6 269 558	9 448 722	19 273 723	4 531 400	x
Q. 2	46 285 889	2 905 059	374 439	1 108 435	1 669 856	243 262	6 204 663	9 514 780	19 168 990	4 130 344	x
Q. 3	43 572 067	3 090 323	411 630	1 096 686	1 803 700	252 770	5 817 794	8 852 015	16 875 675	4 359 272	x
Q. 4	48 965 542	3 345 291	376 335	1 300 176	1 857 456	305 005	6 748 787	9 795 109	19 484 588	4 590 825	x
1984 Q. 1	51 002 408	2 988 675	313 083	1 270 541	1 917 415	286 410	7 414 479	10 114 619	20 752 607	4 927 873	x
Q. 2	48 078 712	2 883 395	445 365	1 282 268	1 914 143	271 080	6 946 344	10 363 314	18 541 216	4 118 503	x
Q. 3	47 666 018	3 160 696	457 737	1 150 278	1 892 200	293 770	6 565 139	9 550 130	18 534 485	4 879 184	x
Q. 4	54 579 218	3 654 443	452 701	1 387 524	2 034 178	332 721	6 862 463	10 573 670	23 148 011	4 956 130	x
1985 Q. 1	54 353 960	3 110 581	403 221	1 336 240	1 851 890	323 204	7 566 917	10 892 229	22 683 723	5 239 485	x
Q. 2	53 670 714	3 114 184	454 647	1 371 221	1 845 780	307 474	7 591 563	10 926 206	22 366 609	4 917 183	x
Q. 3	50 193 077	3 208 824	495 897	1 273 519	1 566 446	335 156	6 971 557	10 428 265	18 992 498	5 560 870	x
Q. 4	55 419 021	3 798 126	444 415	1 360 037	1 295 216	388 028	7 129 731	11 190 859	22 981 776	5 613 847	x
Other Countries ⁴⁾											
1981	198 595 195	6 277 159	715 267	3 186 493	4 372 786	653 843	24 758 131	37 745 193	97 926 072	17 531 343	x
1982	200 117 192	6 173 206	770 650	2 768 729	4 124 439	682 078	24 464 525	36 070 563	101 200 389	18 499 584	x
1983	198 381 042	5 821 908	858 941	3 105 895	4 279 569	557 932	27 377 888	36 919 032	94 617 839	19 337 400	x
1984	218 442 603	6 469 130	915 682	3 408 414	4 629 094	484 970	29 884 202	41 025 493	102 435 981	21 855 516	x
1985	230 938 119	6 470 859	919 552	3 625 116	4 719 804	529 899	30 962 822	43 317 035	110 126 746	24 777 179	x
1981 Q. 1	45 001 450	1 599 169	140 273	813 018	1 031 227	170 958	6 200 404	8 682 882	21 448 036	3 929 982	x
Q. 2	48 378 559	1 747 790	182 444	806 294	1 185 634	174 095	6 291 020	9 031 248	23 525 066	4 069 553	x
Q. 3	49 772 929	1 382 065	207 345	771 032	1 158 652	164 159	6 279 859	9 870 431	23 822 153	4 552 437	x
Q. 4	55 442 257	1 548 135	185 205	796 149	997 273	144 631	5 986 848	10 160 632	29 130 817	4 979 371	x
1982 Q. 1	50 562 421	1 804 949	155 501	704 600	1 078 066	181 621	6 094 046	9 398 295	25 533 801	4 449 085	x
Q. 2	50 488 417	1 750 191	202 393	710 034	1 049 610	163 874	6 073 766	9 247 883	25 580 499	4 377 235	x
Q. 3	47 622 889	1 215 406	219 415	647 785	974 692	178 889	5 988 141	8 602 998	23 799 792	4 674 694	x
Q. 4	51 443 465	1 402 660	193 341	706 310	1 022 071	157 694	6 308 572	8 821 387	26 286 297	4 998 570	x
1983 Q. 1	46 940 014	1 449 077	182 288	708 030	1 017 269	161 458	6 277 281	8 649 258	22 590 493	4 499 756	x
Q. 2	48 296 371	1 557 561	225 270	783 888	965 426	134 831	6 679 078	9 091 961	23 139 327	4 491 335	x
Q. 3	48 778 550	1 414 261	236 151	733 103	1 112 637	134 549	7 028 954	9 097 305	22 680 783	5 0	

2 Index of Current Value, Volume and Average Value of Imports and Exports
(Special Trade) by Sections of the SITC - Rev. II

1980 = 100

2.1 Total

Year Quarter	Imports										
	Total	Section									
		0 Food and live animals	1 Beverages and tobacco	2 Crude materials, inedible	3 Mineral fuels, lubricants etc.	4 Animal and vegetable oils and fats	5 Chemicals	6 Manufactured goods classified chiefly by material	7 Machinery and transport equipment	8 Miscella- neous manufactured articles	9 Commodities and trans- actions not classified acc. to kind 1)
Index of Current Value											
1981	108,1	110,0	111,7	99,3	117,8	119,5	113,7	97,0	113,9	104,8	x
1982	110,3	113,8	119,7	98,3	115,9	120,4	120,7	97,2	120,0	104,7	x
1983	114,3	115,9	123,6	102,3	108,5	128,7	132,0	104,0	133,6	110,8	x
1984	127,2	126,1	120,8	117,0	116,1	204,6	153,5	116,8	149,3	125,6	x
1985	135,9	133,3	135,1	120,3	120,9	190,8	170,8	122,8	166,3	134,1	x
1981 Q. 1	107,1	105,5	117,0	97,8	117,4	110,6	111,7	96,1	111,3	109,7	x
Q. 2	106,1	112,3	103,7	102,0	109,0	118,2	113,7	98,6	117,5	95,1	x
Q. 3	107,4	104,0	100,8	97,8	122,0	125,5	111,4	92,9	109,8	111,3	x
Q. 4	111,9	118,2	125,1	99,8	122,7	123,8	118,0	100,6	117,1	103,0	x
1982 Q. 1	113,0	109,4	131,1	101,2	120,1	110,8	122,0	101,6	123,9	109,6	x
Q. 2	111,4	121,2	112,7	101,9	113,6	125,5	124,8	103,2	121,0	96,3	x
Q. 3	105,1	110,3	102,2	91,9	110,1	126,8	120,4	90,2	109,6	110,2	x
Q. 4	111,6	114,2	132,9	98,3	119,8	118,3	115,5	93,8	125,7	102,8	x
1983 Q. 1	109,8	108,4	124,7	97,4	110,7	103,9	125,9	96,2	123,3	110,6	x
Q. 2	112,4	116,6	114,1	103,9	103,6	115,4	130,1	106,8	134,0	99,1	x
Q. 3	111,4	111,8	116,4	96,4	104,2	125,4	137,2	101,1	127,7	117,2	x
Q. 4	123,6	127,0	139,2	111,5	115,3	170,2	134,7	111,9	149,3	116,2	x
1984 Q. 1	127,4	123,5	118,1	117,8	121,8	177,9	154,2	116,3	142,3	131,0	x
Q. 2	124,8	133,3	114,7	115,6	112,9	195,3	154,4	119,8	143,5	111,1	x
Q. 3	124,0	121,6	109,3	111,5	113,7	224,3	152,1	111,0	142,9	132,1	x
Q. 4	132,6	126,1	141,0	123,0	116,0	221,1	153,1	120,1	168,4	128,0	x
1985 Q. 1	140,9	137,3	135,1	126,1	133,2	208,2	166,9	121,5	170,5	143,9	x
Q. 2	135,4	139,0	129,3	127,6	120,4	202,9	174,2	126,5	164,4	117,4	x
Q. 3	132,6	127,6	122,6	113,2	119,4	198,0	173,8	119,8	155,2	139,8	x
Q. 4	134,6	129,1	153,6	114,2	110,7	153,9	168,1	123,5	175,1	135,1	x
Index of Volume											
1981	95,0	102,6	105,8	89,9	87,3	109,2	103,8	92,3	103,9	95,0	x
1982	96,3	105,5	105,8	90,8	83,9	112,7	109,7	92,3	107,9	93,6	x
1983	100,1	108,1	106,8	94,8	83,5	117,5	121,4	98,6	114,4	98,9	x
1984	105,3	110,3	100,9	97,3	84,2	121,5	132,2	104,5	124,2	106,1	x
1985	109,7	118,1	106,8	102,1	85,7	126,3	140,5	106,2	131,8	111,0	x
1981 Q. 1	96,7	99,1	111,0	91,3	93,1	106,8	106,1	93,1	103,6	99,4	x
Q. 2	93,7	102,7	99,6	91,9	80,8	108,5	105,2	94,4	108,2	86,6	x
Q. 3	91,9	96,0	97,0	84,9	86,6	107,8	97,7	86,7	98,6	98,6	x
Q. 4	97,9	112,4	115,6	91,7	88,9	113,5	106,3	95,1	105,3	95,3	x
1982 Q. 1	97,5	101,2	116,0	91,6	85,1	102,5	108,3	95,3	110,9	96,5	x
Q. 2	98,1	108,5	100,6	93,3	85,6	115,8	113,4	98,0	110,1	87,0	x
Q. 3	91,9	103,2	90,0	86,1	80,4	116,8	109,3	85,8	98,5	96,5	x
Q. 4	97,6	109,0	116,6	92,1	84,3	115,6	107,8	90,3	112,1	94,1	x
1983 Q. 1	96,5	103,8	108,4	91,8	83,8	107,2	115,3	93,2	106,8	97,6	x
Q. 2	101,0	109,9	99,7	98,5	83,5	118,5	123,2	102,9	116,2	91,2	x
Q. 3	97,2	103,3	100,5	88,3	80,9	113,0	127,6	94,9	108,4	102,6	x
Q. 4	105,9	115,4	118,5	100,4	85,9	131,4	119,7	103,4	126,4	104,0	x
1984 Q. 1	106,6	107,6	100,8	99,4	88,3	116,6	133,5	106,9	121,2	111,3	x
Q. 2	104,9	114,6	96,3	97,3	83,7	117,8	134,8	108,3	121,3	97,5	x
Q. 3	101,9	107,3	91,7	92,0	83,8	123,8	129,8	97,9	117,7	107,7	x
Q. 4	107,8	111,9	114,7	100,6	80,8	127,5	130,9	105,1	136,4	107,8	x
1985 Q. 1	109,6	118,0	110,9	99,0	86,2	119,9	137,3	104,2	134,5	114,4	x
Q. 2	107,4	118,5	103,1	105,2	82,9	120,5	142,2	107,9	128,1	97,9	x
Q. 3	108,6	115,7	94,9	98,3	90,2	133,1	142,5	103,7	123,6	113,9	x
Q. 4	113,1	120,4	118,4	106,0	83,6	131,5	140,1	108,8	140,9	117,6	x
Index of Average Value											
1981	113,8	107,3	105,5	110,4	134,8	109,5	109,5	105,1	109,7	110,3	x
1982	114,5	107,9	113,1	108,3	138,2	106,8	110,0	105,2	111,3	111,9	x
1983	114,1	107,3	115,8	108,0	129,9	109,5	108,7	105,5	116,7	112,1	x
1984	120,8	114,3	119,7	120,2	138,0	168,5	116,1	111,7	120,2	118,4	x
1985	123,9	112,8	126,5	117,8	141,0	151,1	121,5	115,7	126,2	120,8	x
1981 Q. 1	110,8	106,4	105,4	107,1	126,1	103,5	105,3	103,3	107,4	110,3	x
Q. 2	113,2	109,3	104,1	111,0	134,9	108,9	108,0	104,4	108,7	109,8	x
Q. 3	117,0	108,4	103,9	115,2	140,9	116,4	114,0	107,1	111,4	113,0	x
Q. 4	114,3	105,2	108,3	108,8	138,0	109,1	111,1	105,8	111,2	108,1	x
1982 Q. 1	115,9	108,2	112,9	110,5	141,1	108,0	112,6	106,6	111,7	113,6	x
Q. 2	113,5	111,7	112,0	109,2	132,7	108,4	110,0	105,3	109,9	110,6	x
Q. 3	114,4	106,9	113,6	106,8	136,9	108,6	110,1	105,1	111,3	114,2	x
Q. 4	114,3	104,8	114,0	106,7	142,2	102,3	107,2	103,9	112,2	109,2	x
1983 Q. 1	113,8	104,4	115,1	106,2	132,2	96,9	109,2	103,2	115,5	113,4	x
Q. 2	111,3	106,1	114,5	105,5	124,1	97,4	105,6	103,8	115,3	108,7	x
Q. 3	114,7	108,2	115,8	109,2	128,8	111,0	107,5	106,5	117,8	114,2	x
Q. 4	116,7	110,0	117,5	111,0	134,3	129,5	112,5	108,2	118,1	111,7	x
1984 Q. 1	119,5	114,8	117,2	118,6	138,0	152,5	115,5	108,9	117,4	117,7	x
Q. 2	118,9	116,4	119,1	118,8	134,9	165,7	114,6	110,6	118,3	114,0	x
Q. 3	121,8	113,4	119,2	121,3	135,7	181,1	117,2	113,3	121,4	122,7	x
Q. 4	123,0	112,7	122,9	122,2	143,6	173,4	117,1	114,3	123,4	118,8	x
1985 Q. 1	128,5	116,4	121,8	127,3	154,6	173,6	121,5	116,6	126,8	125,8	x
Q. 2	126,1	117,3	125,4	121,3	145,2	168,4	122,5	117,2	128,3	119,9	x
Q. 3	122,1	110,3	129,1	115,2	132,3	148,8	122,0	115,5	125,6	122,8	x
Q. 4	119,0	107,3	129,7	107,8	132,4	117,0	120,0	113,5	124,2	114,9	x

1) Goods returned and replaced have not been allocated to the various sections according to their type but were as a whole included in Section 9.

2 Index of Current Value, Volume and Average Value of Imports and Exports

(Special Trade) by Sections of the SITC - Rev. II

1980 = 100

2.1 Total

Year Quarter	Exports										
	Total	Section									
		0 Food and live animals	1 Beverages and tobacco	2 Crude materials, inedible	3 Mineral fuels, lubricants etc.	4 Animal and vegetable oils and fats	5 Chemicals	6 Manufactured goods classified chiefly by material	7 Machinery and transport equipment	8 Miscella- neous manufactured articles	9 Commodities and trans- actions not classified acc. to kind 1)
Index of Current Value											
1981	113,3	125,8	125,9	111,1	121,6	113,9	112,1	108,1	114,3	110,6	x
1982	122,1	129,1	142,7	105,7	121,1	111,0	116,4	112,7	128,5	119,2	x
1983	123,4	125,6	158,0	112,8	110,6	112,5	128,5	112,6	126,5	124,0	x
1984	139,4	139,1	172,5	136,6	121,8	166,8	150,2	128,0	140,9	142,1	x
1985	153,3	143,2	195,6	149,4	115,6	181,4	161,2	140,9	158,9	164,3	x
1981 Q. 1	104,1	128,3	100,3	108,9	113,1	112,8	111,7	99,5	100,5	105,3	x
Q. 2	110,9	131,3	128,5	108,9	130,5	112,0	112,4	104,4	111,8	100,6	x
Q. 3	112,8	118,8	143,8	109,4	128,7	124,5	111,6	110,1	110,8	114,8	x
Q. 4	125,4	124,6	131,0	117,2	114,1	106,3	112,6	118,3	134,3	121,8	x
1982 Q. 1	122,9	138,6	114,4	111,7	124,8	115,7	120,9	116,7	127,2	118,6	x
Q. 2	123,6	128,4	147,2	110,9	120,5	108,9	115,4	117,4	132,2	112,8	x
Q. 3	115,7	117,0	160,7	94,3	114,2	111,1	111,3	105,8	120,1	121,4	x
Q. 4	126,2	132,3	148,5	105,9	124,9	108,2	117,9	110,7	134,5	123,8	x
1983 Q. 1	120,6	122,4	136,4	105,2	114,1	101,3	123,0	109,0	123,8	122,3	x
Q. 2	121,2	122,3	161,6	109,0	101,3	96,1	125,7	111,8	126,5	114,0	x
Q. 3	118,1	123,8	176,4	107,4	111,7	108,2	125,5	108,5	117,9	126,6	x
Q. 4	133,8	133,8	157,6	129,7	115,5	144,4	139,8	120,8	137,7	133,2	x
1984 Q. 1	137,1	139,4	135,2	135,5	123,6	155,8	153,0	122,4	140,1	137,5	x
Q. 2	131,4	133,2	180,3	135,7	117,9	148,3	149,0	126,8	127,3	128,8	x
Q. 3	134,7	133,8	193,1	129,1	114,8	174,3	145,9	126,9	131,8	150,3	x
Q. 4	154,2	150,2	181,7	146,1	130,8	189,0	152,7	135,9	164,5	151,7	x
1985 Q. 1	152,8	138,0	171,9	152,0	125,0	190,3	165,9	139,0	159,0	157,6	x
Q. 2	153,1	141,3	207,0	160,7	128,5	182,3	167,6	141,7	157,7	152,4	x
Q. 3	149,3	136,3	221,2	140,6	115,2	183,2	160,2	139,2	149,7	172,6	x
Q. 4	158,1	157,4	182,1	144,5	93,7	169,9	151,2	143,8	169,4	174,6	x
Index of Volume											
1981	106,6	112,8	112,3	106,6	95,0	107,4	104,8	103,4	108,5	106,0	x
1982	110,1	117,4	118,6	98,6	89,7	106,6	106,6	102,3	115,1	110,5	x
1983	109,8	119,5	130,1	107,7	86,8	103,7	118,8	104,7	109,1	113,2	x
1984	119,8	127,4	144,0	118,4	93,7	108,3	130,7	114,7	118,1	125,7	x
1985	126,9	131,0	151,4	124,9	85,3	122,3	136,5	121,9	126,8	141,2	x
1981 Q. 1	100,1	117,9	91,9	107,5	94,3	112,4	106,9	98,1	97,6	100,0	x
Q. 2	105,2	115,2	115,2	105,8	102,7	106,8	105,3	101,6	107,0	98,1	x
Q. 3	104,9	104,5	128,0	102,0	97,1	112,3	101,7	103,9	104,4	110,0	x
Q. 4	116,2	113,9	114,1	111,2	85,8	97,8	105,3	109,9	124,9	115,7	x
1982 Q. 1	112,4	125,0	96,5	101,3	92,8	109,8	110,3	107,1	117,2	110,1	x
Q. 2	111,7	117,9	124,8	102,4	90,6	104,2	106,4	105,5	119,2	104,0	x
Q. 3	103,5	105,2	131,9	88,9	84,2	106,7	101,9	95,5	106,0	111,2	x
Q. 4	112,8	121,5	121,4	102,0	91,1	105,8	107,9	101,1	117,9	116,5	x
1983 Q. 1	107,6	113,2	110,5	101,9	87,1	103,8	113,7	101,7	107,9	110,7	x
Q. 2	108,0	118,7	133,6	105,4	79,7	98,1	116,8	104,6	109,0	105,6	x
Q. 3	105,4	119,8	144,3	101,9	88,2	100,5	116,5	100,9	101,9	115,0	x
Q. 4	118,0	126,2	131,8	121,5	92,0	112,2	128,2	111,7	117,7	121,5	x
1984 Q. 1	119,7	127,0	110,4	116,5	94,5	110,3	136,0	112,9	119,2	122,2	x
Q. 2	114,8	122,5	152,3	119,8	93,3	97,1	131,5	114,7	108,8	115,7	x
Q. 3	114,7	121,5	161,0	111,3	88,5	109,3	125,2	112,2	109,2	132,5	x
Q. 4	130,0	138,5	152,2	125,9	98,4	116,6	130,1	119,0	135,3	132,5	x
1985 Q. 1	126,5	123,2	133,5	123,1	90,2	115,9	139,5	120,2	128,1	134,7	x
Q. 2	125,9	125,9	154,9	133,2	93,0	108,6	140,5	121,9	125,6	130,9	x
Q. 3	122,8	125,8	171,1	118,0	84,5	125,1	134,2	120,3	118,0	147,6	x
Q. 4	132,4	149,0	142,0	125,2	73,5	139,4	131,7	125,1	135,4	151,8	x
Index of Average Value											
1981	106,3	111,4	112,1	104,2	128,1	106,1	107,0	104,6	105,4	104,4	x
1982	110,9	109,9	120,3	107,2	135,0	104,1	109,1	110,1	111,7	107,9	x
1983	112,4	105,1	121,5	104,8	127,5	108,5	108,2	107,5	115,9	109,6	x
1984	116,3	109,2	119,9	115,4	130,0	154,0	114,9	111,6	119,3	113,0	x
1985	120,8	109,3	129,2	119,7	135,5	148,4	118,1	115,6	125,3	116,3	x
1981 Q. 1	104,0	108,8	109,2	101,3	119,9	100,4	104,5	101,4	103,0	105,3	x
Q. 2	105,4	114,0	111,6	102,9	127,1	104,9	106,8	102,8	104,5	102,6	x
Q. 3	107,5	113,7	112,3	107,3	132,6	110,9	109,8	106,0	106,2	104,3	x
Q. 4	107,9	109,4	114,7	105,4	133,0	108,7	106,9	107,6	107,5	105,2	x
1982 Q. 1	109,4	110,9	118,5	110,3	134,5	105,4	109,6	108,9	108,6	107,7	x
Q. 2	110,7	108,9	118,0	108,3	133,0	104,5	108,5	111,3	110,9	108,5	x
Q. 3	111,8	111,3	121,8	106,1	135,6	104,2	109,2	110,8	113,3	109,1	x
Q. 4	111,9	108,9	122,3	103,8	137,0	102,3	109,2	109,6	114,1	106,3	x
1983 Q. 1	112,0	108,1	123,5	103,2	130,9	97,5	108,1	107,2	114,8	110,5	x
Q. 2	112,2	103,0	120,9	103,4	127,1	97,9	107,6	107,0	116,1	107,9	x
Q. 3	112,0	103,3	122,2	105,3	126,6	107,6	107,7	107,6	115,7	110,1	x
Q. 4	113,4	106,0	119,5	106,8	125,5	128,7	109,1	108,2	117,0	109,7	x
1984 Q. 1	114,6	109,8	122,4	116,3	130,8	141,3	112,5	108,5	117,5	112,6	x
Q. 2	114,4	108,7	118,4	113,3	126,3	152,7	113,3	110,6	117,0	111,3	x
Q. 3	117,4	110,1	119,9	116,0	129,7	159,4	116,6	113,2	120,7	113,5	x
Q. 4	118,6	108,4	119,4	116,0	133,0	162,2	117,4	114,2	121,6	114,5	x
1985 Q. 1	120,8	112,0	128,7	123,4	138,5	164,1	118,9	115,6	124,1	117,0	x
Q. 2	121,6	112,2	130,3	120,6	138,1	167,8	119,2	116,2	125,5	116,5	x
Q. 3	121,6	108,3	129,3	119,1	136,3	146,5	119,4	115,7	126,9	116,9	x
Q. 4	119,5	105,6	128,3	115,4	127,6	121,9	114,9	115,0	125,1	115,0	x

See footnote on page 14.

2 Index of Current Value, Volume and Average Value of Imports and Exports
(Special Trade) by Sections of the SITC - Rev. II

1980 = 100

2.2 EC-Countries

Year Quarter	Imports										
	Total	Section									
		0 Food and live animals	1 Beverages and tobacco	2 Crude materials, inedible	3 Mineral fuels, lubricants etc.	4 Animal and vegetable oils and fats	5 Chemicals	6 Manufactured goods classified chiefly by material	7 Machinery and transport equipment	8 Miscella- neous manufactured articles	
Index of Current Value											
1981	109,1	110,6	112,2	104,5	130,5	120,8	111,6	98,4	109,1	98,5	x
1982	113,1	115,9	115,4	107,9	131,9	122,3	119,5	96,2	119,3	99,8	x
1983	119,5	117,1	116,9	121,5	133,0	141,3	130,0	103,4	129,6	104,1	x
1984	129,9	124,8	118,5	130,0	148,5	207,2	149,9	112,7	135,9	113,1	x
1985	140,7	135,9	129,5	143,2	158,7	193,4	165,8	120,3	147,6	121,7	x
1981 Q. 1	107,9	99,2	124,7	105,0	134,2	106,3	107,2	96,3	108,4	103,7	x
Q. 2	106,2	116,7	101,2	102,0	103,9	117,5	113,6	100,9	114,7	89,6	x
Q. 3	106,6	113,0	97,1	99,0	128,5	119,9	112,1	92,3	102,8	102,5	x
Q. 4	115,8	113,3	126,0	112,2	155,2	139,5	113,5	104,1	110,4	98,2	x
1982 Q. 1	116,1	108,3	130,0	109,0	143,5	105,7	121,9	99,6	122,8	103,6	x
Q. 2	114,8	126,3	106,0	107,0	127,6	132,7	126,2	102,3	120,7	91,7	x
Q. 3	107,6	119,7	94,4	96,6	126,3	133,6	113,9	88,5	108,4	103,0	x
Q. 4	114,0	109,2	131,3	118,9	130,1	117,3	116,1	94,6	125,2	101,0	x
1983 Q. 1	115,4	108,0	122,3	114,8	140,4	114,1	126,3	94,5	124,1	103,5	x
Q. 2	120,7	125,4	105,2	121,6	133,0	118,8	128,3	107,5	131,6	95,0	x
Q. 3	114,0	117,1	99,5	106,2	118,4	136,8	128,1	98,4	124,0	108,0	x
Q. 4	128,0	118,0	140,9	143,3	140,2	195,7	137,4	113,1	138,7	110,0	x
1984 Q. 1	131,1	114,7	117,7	129,8	163,1	178,1	148,7	112,6	135,3	117,6	x
Q. 2	127,6	142,3	108,9	128,5	137,7	196,9	152,5	116,4	129,0	100,1	x
Q. 3	125,4	125,3	101,9	118,6	143,3	226,3	144,3	105,0	129,5	117,4	x
Q. 4	135,5	116,7	145,7	143,2	150,1	227,4	154,1	116,9	149,7	117,5	x
1985 Q. 1	147,2	135,8	130,5	146,7	194,9	221,8	157,9	115,0	155,8	123,6	x
Q. 2	138,2	147,0	122,8	148,1	142,4	196,5	164,6	125,2	145,0	106,9	x
Q. 3	135,6	135,7	109,6	126,4	147,0	199,1	172,2	117,3	133,8	128,7	x
Q. 4	141,9	125,2	154,9	151,4	150,5	156,0	168,3	123,7	155,7	127,6	x
Index of Volume											
1981	99,3	102,5	107,5	99,3	98,7	114,6	102,8	94,6	103,4	93,7	x
1982	101,4	106,1	106,7	102,3	95,8	114,7	105,6	90,5	113,0	92,8	x
1983	107,7	110,7	107,6	115,1	103,6	127,2	119,5	97,5	118,5	95,7	x
1984	112,1	113,0	107,7	118,0	108,5	131,4	130,4	101,6	122,3	99,6	x
1985	118,0	124,4	112,8	128,3	113,6	127,8	137,9	104,0	127,1	105,0	x
1981 Q. 1	99,9	91,9	117,1	101,7	110,0	106,6	102,3	93,7	103,5	95,9	x
Q. 2	97,8	108,1	96,8	97,6	78,7	112,2	105,7	97,9	109,1	86,1	x
Q. 3	95,7	104,8	96,4	92,4	94,5	108,5	99,2	87,9	97,1	96,2	x
Q. 4	103,9	105,3	119,8	105,6	111,7	131,0	104,0	99,1	104,1	96,6	x
1982 Q. 1	102,0	97,6	117,5	100,7	100,5	98,6	110,1	92,6	115,5	94,4	x
Q. 2	104,0	111,5	99,1	101,0	96,9	124,1	115,8	97,4	115,4	87,0	x
Q. 3	97,1	111,2	88,7	93,1	94,1	124,7	104,1	83,8	103,4	93,8	x
Q. 4	102,5	104,1	121,4	114,2	91,9	111,6	108,4	88,2	117,6	96,0	x
1983 Q. 1	103,0	102,5	113,4	107,2	107,2	114,1	115,4	90,0	112,4	92,6	x
Q. 2	110,7	119,1	98,9	118,0	108,4	118,8	120,4	102,5	120,4	90,4	x
Q. 3	103,1	110,5	93,8	102,0	93,6	123,7	120,0	92,6	113,0	97,2	x
Q. 4	114,1	110,6	124,3	133,0	105,2	152,2	122,0	105,0	128,1	102,7	x
1984 Q. 1	113,1	103,0	109,0	116,7	116,9	123,4	129,9	103,5	123,8	102,2	x
Q. 2	111,4	124,4	101,1	116,3	102,9	128,0	133,9	105,6	117,5	91,7	x
Q. 3	107,9	115,1	96,3	108,9	108,4	135,1	124,5	93,9	115,1	99,6	x
Q. 4	116,1	109,4	126,5	130,2	105,7	138,9	133,4	103,5	132,9	105,0	x
1985 Q. 1	120,5	123,3	118,6	125,8	127,0	135,2	134,1	100,2	135,4	103,2	x
Q. 2	115,2	129,8	109,3	130,3	100,9	118,2	136,3	107,6	124,0	93,5	x
Q. 3	115,0	126,5	94,9	115,4	114,2	133,9	140,9	101,1	115,8	107,7	x
Q. 4	121,1	117,8	128,4	141,6	112,3	124,0	140,2	107,1	133,0	115,5	x
Index of Average Value											
1981	109,9	107,9	104,4	105,3	132,1	105,4	108,5	104,0	105,5	105,1	x
1982	111,6	109,2	108,2	105,5	137,6	106,6	109,1	106,3	105,6	107,6	x
1983	111,0	105,8	108,7	105,6	128,4	111,1	108,8	106,0	109,4	108,8	x
1984	115,8	110,5	110,1	110,2	137,0	157,7	114,9	111,0	111,1	113,6	x
1985	119,3	109,3	114,8	111,6	139,7	151,3	120,2	115,7	116,2	115,9	x
1981 Q. 1	108,1	107,9	106,5	103,3	122,1	99,7	104,8	102,8	104,8	108,2	x
Q. 2	108,5	108,0	104,5	104,4	131,9	104,7	107,4	103,1	105,2	104,0	x
Q. 3	111,5	107,9	100,7	107,2	136,0	110,5	113,0	105,0	105,9	106,5	x
Q. 4	111,4	107,7	105,2	106,2	138,9	106,5	109,1	105,1	106,0	101,7	x
1982 Q. 1	113,8	110,9	110,6	108,2	142,9	107,3	110,7	107,5	106,3	109,7	x
Q. 2	110,4	113,3	106,9	105,9	131,6	106,9	109,0	105,0	104,6	105,4	x
Q. 3	110,8	107,7	106,5	103,7	134,2	107,1	109,4	105,6	104,9	109,9	x
Q. 4	111,2	104,9	108,1	104,1	141,6	105,1	107,1	107,3	106,4	105,2	x
1983 Q. 1	112,1	105,3	107,8	107,1	131,0	99,9	109,4	104,9	110,5	111,8	x
Q. 2	109,0	105,3	106,4	103,1	122,7	100,0	106,6	104,9	109,3	105,0	x
Q. 3	110,5	106,0	106,0	104,1	126,6	110,7	106,8	106,3	109,7	111,1	x
Q. 4	112,2	106,7	113,3	107,7	133,2	128,6	112,6	107,7	108,2	107,1	x
1984 Q. 1	115,8	111,3	108,0	111,2	139,6	144,3	114,5	108,9	109,3	115,1	x
Q. 2	114,6	114,7	107,7	110,5	133,8	153,8	113,9	110,2	109,8	109,1	x
Q. 3	116,2	108,8	108,1	108,9	132,2	167,6	115,9	111,9	112,5	117,9	x
Q. 4	116,7	106,6	115,1	110,0	142,1	163,7	115,5	113,0	112,6	111,9	x
1985 Q. 1	122,1	110,1	110,1	116,6	153,4	164,1	117,8	114,8	115,0	119,8	x
Q. 2	120,0	113,3	112,4	113,7	141,1	166,3	120,8	116,3	117,0	114,4	x
Q. 3	117,9	107,3	115,5	109,5	128,7	148,7	122,3	116,0	115,6	119,5	x
Q. 4	147,2	106,3	120,6	107,0	134,0	125,9	120,0	115,5	117,1	110,4	x

See footnote on page 14.

2 Index of Current Value, Volume and Average Value of Imports and Exports
(Special Trade) by Sections of the SITC - Rev. II

1980 = 100
2.2 EC-Countries

Year Quarter	Exports										
	Total	Section									
		0 Food and live animals	1 Beverages and tobacco	2 Crude materials, inedible	3 Mineral fuels, lubricants etc.	4 Animal and vegetable oils and fats	5 Chemicals	6 Manufactured goods classified chiefly by material	7 Machinery and transport equipment	8 Miscella- neous manufactured articles	9 Commodities and trans- actions not classified acc. to kind 1)
Index of Current Value											
1981	108,2	118,7	125,5	108,2	121,3	115,4	111,6	99,7	109,3	105,7	x
1982	119,7	130,5	139,8	107,2	125,5	108,6	119,1	106,6	126,9	113,3	x
1983	120,8	132,0	153,6	112,7	111,2	124,0	131,9	107,3	125,8	114,4	x
1984	135,4	144,3	170,0	137,9	122,3	202,4	153,8	121,2	139,3	127,5	x
1985	148,2	152,1	199,2	150,2	107,6	217,4	165,9	133,8	155,4	145,7	x
1981 Q. 1	103,4	121,7	102,9	106,1	114,5	113,3	113,6	95,6	100,2	104,9	x
Q. 2	107,7	115,5	127,8	103,7	129,6	108,3	111,2	99,6	110,4	96,3	x
Q. 3	105,7	115,7	141,3	104,9	126,9	129,8	105,9	96,9	104,3	110,5	x
Q. 4	115,9	122,0	129,9	118,2	114,0	110,1	115,9	106,9	122,1	111,3	x
1982 Q. 1	122,0	132,4	113,2	114,6	128,2	112,5	127,3	111,8	127,0	117,1	x
Q. 2	122,4	122,4	143,8	114,3	125,1	107,9	119,9	111,4	134,6	107,3	x
Q. 3	111,6	125,5	155,2	93,0	117,7	104,5	110,8	97,9	115,3	114,4	x
Q. 4	122,9	141,9	147,1	107,1	130,8	109,4	118,4	105,3	130,4	114,5	x
1983 Q. 1	122,6	126,2	134,2	107,7	117,2	100,3	131,5	107,5	129,1	118,9	x
Q. 2	120,2	125,7	154,9	105,4	103,6	103,4	130,0	107,7	129,8	105,0	x
Q. 3	113,0	132,6	172,4	107,2	111,4	120,1	121,9	101,0	113,4	114,9	x
Q. 4	127,4	143,4	152,5	130,6	112,6	172,1	144,2	113,1	130,9	118,7	x
1984 Q. 1	135,3	137,2	133,0	140,3	121,8	177,4	161,6	118,1	140,4	130,9	x
Q. 2	127,6	131,2	179,1	136,1	117,7	182,1	152,5	122,9	125,6	115,2	x
Q. 3	130,2	145,0	186,1	126,6	118,9	212,9	147,1	115,4	130,7	131,0	x
Q. 4	148,3	164,0	181,9	148,4	131,0	237,4	154,0	128,4	160,7	132,9	x
1985 Q. 1	151,0	145,9	178,1	157,5	124,0	231,4	171,0	134,1	160,7	145,6	x
Q. 2	149,8	147,0	202,8	158,3	122,5	223,1	174,0	135,1	157,8	133,6	x
Q. 3	140,7	146,6	221,2	139,3	104,5	211,3	161,5	129,2	138,7	153,0	x
Q. 4	151,2	168,8	194,8	145,7	79,3	204,0	157,1	136,7	164,2	150,7	x
Index of Volume											
1981	101,6	108,8	111,4	105,4	95,0	106,3	105,0	95,9	103,0	101,8	x
1982	107,9	116,8	116,4	101,7	89,8	102,1	110,5	98,3	113,3	104,8	x
1983	108,2	123,6	126,4	109,1	83,5	110,5	122,5	100,6	109,4	105,2	x
1984	117,1	129,0	142,9	120,1	90,0	125,8	135,9	108,6	118,4	114,5	x
1985	124,2	134,6	153,9	126,0	36,1	143,9	143,1	116,2	126,8	127,4	x
1981 Q. 1	99,1	115,3	93,1	105,3	96,9	111,4	109,4	93,9	96,0	101,0	x
Q. 2	101,9	105,1	114,5	103,1	102,5	101,0	104,1	96,8	105,3	93,9	x
Q. 3	97,9	103,6	125,8	100,0	95,2	114,1	96,6	92,2	97,6	105,8	x
Q. 4	107,7	111,2	112,0	113,2	85,4	98,7	110,0	100,6	113,2	106,6	x
1982 Q. 1	111,3	117,9	95,1	105,1	92,4	102,6	118,9	103,4	116,6	108,3	x
Q. 2	110,1	109,2	122,5	106,4	90,4	101,0	110,8	102,0	120,9	98,1	x
Q. 3	100,0	111,4	127,6	89,4	84,0	98,6	102,7	89,8	101,4	105,2	x
Q. 4	110,1	128,8	120,3	106,0	92,4	106,1	109,5	98,1	114,0	107,7	x
1983 Q. 1	110,1	114,2	107,4	105,8	86,5	101,4	122,7	101,1	112,7	108,2	x
Q. 2	107,6	118,2	128,2	104,6	77,5	103,4	121,4	101,8	112,1	98,6	x
Q. 3	101,3	125,7	141,0	103,5	83,7	107,4	113,8	94,7	98,7	104,1	x
Q. 4	113,9	136,1	128,9	122,7	86,2	129,6	132,0	104,8	114,0	109,6	x
1984 Q. 1	118,6	121,6	107,2	119,9	89,0	121,7	145,0	108,3	121,4	117,7	x
Q. 2	111,8	117,3	152,5	121,0	88,9	115,2	135,9	110,9	108,4	105,5	x
Q. 3	110,9	128,6	156,8	108,5	87,8	124,9	128,4	102,2	108,4	116,5	x
Q. 4	126,9	148,7	155,0	130,9	94,4	141,4	134,2	113,2	135,4	118,4	x
1985 Q. 1	126,4	126,6	138,1	126,1	86,0	137,4	148,0	116,6	132,7	125,1	x
Q. 2	124,8	126,7	155,7	129,4	85,7	130,7	148,5	116,9	128,9	117,4	x
Q. 3	116,7	130,6	169,8	120,2	72,7	142,5	136,4	111,6	111,1	132,8	x
Q. 4	128,9	154,5	152,2	128,3	60,1	164,9	139,5	119,8	134,4	134,1	x
Index of Average Value											
1981	106,4	109,1	112,7	102,7	127,7	108,5	106,3	104,0	106,0	103,8	x
1982	111,0	111,8	120,2	105,4	139,7	106,4	107,8	108,4	112,0	108,1	x
1983	111,6	106,8	121,5	103,3	133,2	112,2	107,7	106,6	115,0	108,8	x
1984	115,6	111,9	119,0	114,8	135,9	160,9	113,2	111,6	117,7	111,3	x
1985	119,3	113,0	129,4	119,2	141,3	151,1	115,9	115,1	122,6	114,4	x
1981 Q. 1	104,3	105,6	110,4	100,8	118,3	101,7	103,9	101,9	104,4	103,8	x
Q. 2	105,7	109,9	111,6	100,6	126,4	107,3	106,8	102,9	104,9	102,5	x
Q. 3	107,9	111,7	112,4	105,0	133,3	113,7	109,6	105,1	106,9	104,5	x
Q. 4	107,6	109,7	115,9	104,4	133,6	111,6	105,3	106,2	107,9	104,4	x
1982 Q. 1	109,6	112,3	119,1	109,1	138,7	109,6	107,1	108,2	108,9	108,1	x
Q. 2	111,2	112,1	117,4	107,4	138,5	106,9	108,2	109,2	111,3	109,4	x
Q. 3	111,6	112,6	121,6	103,9	140,1	106,0	107,8	109,0	113,7	108,8	x
Q. 4	111,6	110,2	122,2	101,0	141,5	103,1	108,2	107,3	114,4	106,3	x
1983 Q. 1	111,4	110,4	125,0	101,8	135,6	98,9	107,3	106,3	114,5	109,9	x
Q. 2	111,7	106,4	120,8	100,8	133,6	100,0	107,1	105,7	115,8	106,4	x
Q. 3	111,5	105,4	122,3	103,6	133,1	111,8	107,1	106,6	114,9	110,3	x
Q. 4	111,9	105,4	118,4	106,5	130,5	132,8	109,2	107,9	114,9	108,3	x
1984 Q. 1	114,1	112,8	124,0	117,1	136,8	145,7	111,4	109,1	115,7	111,2	x
Q. 2	114,1	111,8	117,5	112,5	132,4	158,0	112,2	110,8	115,8	109,2	x
Q. 3	117,5	112,8	118,7	116,7	135,3	170,5	114,6	112,9	120,6	112,4	x
Q. 4	116,8	110,3	117,4	113,3	138,7	167,9	114,7	113,5	118,7	112,2	x
1985 Q. 1	119,5	115,3	129,0	124,9	144,3	168,4	115,5	115,1	121,1	116,4	x
Q. 2	120,0	116,0	130,3	122,3	143,0	170,7	117,1	115,5	122,5	113,7	x
Q. 3	120,5	112,3	130,2	115,9	143,7	148,3	118,4	115,7	124,9	115,2	x
Q. 4	117,3	109,2	128,0	113,5	132,0	123,7	112,7	114,1	122,2	112,4	x

See footnote on page 14.

2 Index of Current Value, Volume and Average Value of Imports and Exports

(Special Trade) by Sections of the SITC - Rev. II

1980 = 100

2.3 Other Countries

Year Quarter	Imports											
	Total	Section									Commodities and trans- actions not classified acc. to kind 1)	
		0 Food and live animals	1 Beverages and tobacco	2 Crude materials, inedible	3 Mineral fuels, lubricants etc.	4 Animal and vegetable oils and fats	5 Chemicals	6 Manufactured goods classified chiefly by material	7 Machinery and transport equipment	8 Miscella- neous manufactured articles		
Index of Current Value												
1981	107,3	109,4	110,7	97,6	111,6	118,7	118,1	95,4	120,0	110,7	x	
1982	107,8	111,3	126,5	95,2	108,1	119,8	123,1	98,3	120,9	109,3	x	
1983	109,7	114,5	134,1	95,9	96,5	120,7	136,0	104,8	138,6	117,1	x	
1984	124,8	127,7	124,3	112,6	100,3	203,0	160,9	121,7	166,2	137,2	x	
1985	131,6	130,2	144,1	112,6	102,4	189,1	181,2	125,8	189,8	145,7	x	
1981 Q. 1	106,3	112,9	104,9	95,3	109,1	113,4	121,1	95,8	114,9	115,3	x	
Q. 2	106,1	107,1	107,7	102,0	111,5	118,7	113,8	95,8	121,1	100,3	x	
Q. 3	108,2	93,4	106,8	97,4	118,8	129,1	110,0	93,5	118,6	119,6	x	
Q. 4	108,5	124,0	123,7	95,6	106,8	113,8	127,5	96,4	125,5	107,5	x	
1982 Q. 1	110,3	110,8	132,8	98,7	108,7	114,0	122,1	103,9	125,2	115,3	x	
Q. 2	108,3	115,2	123,2	100,2	106,8	121,0	122,0	104,3	121,3	100,6	x	
Q. 3	102,9	99,3	114,5	90,4	102,2	122,5	134,1	92,2	110,9	116,9	x	
Q. 4	109,6	120,1	135,4	91,4	114,8	118,9	114,2	92,8	126,4	104,4	x	
1983 Q. 1	104,8	108,8	128,7	91,6	96,2	97,4	125,2	98,2	122,3	117,3	x	
Q. 2	105,0	106,3	128,2	98,0	89,2	113,3	133,7	106,0	137,0	103,0	x	
Q. 3	109,2	105,5	142,9	93,1	97,3	118,2	156,2	104,4	132,3	125,8	x	
Q. 4	119,7	137,5	136,7	100,8	103,1	154,0	129,0	110,5	162,6	122,1	x	
1984 Q. 1	124,2	133,9	118,8	113,8	101,7	177,7	165,7	120,8	151,2	143,6	x	
Q. 2	122,2	122,2	124,0	111,3	100,8	194,2	158,3	123,8	161,9	121,5	x	
Q. 3	122,8	117,3	121,0	109,2	99,3	223,0	168,4	118,2	159,7	146,0	x	
Q. 4	130,1	137,3	133,6	116,2	99,4	217,1	151,4	123,9	191,9	137,9	x	
1985 Q. 1	135,2	139,1	142,2	119,2	103,1	199,6	185,6	129,2	189,0	162,9	x	
Q. 2	132,8	129,7	139,6	120,7	109,6	207,0	194,4	128,0	188,7	127,2	x	
Q. 3	130,0	118,1	143,0	108,8	105,8	197,4	177,2	122,8	182,1	150,3	x	
Q. 4	128,1	133,7	151,5	101,8	91,2	152,6	167,8	123,2	199,4	142,3	x	
Index of Volume												
1981	91,2	102,6	103,1	86,8	81,8	105,7	106,0	89,5	104,5	96,2	x	
1982	91,8	104,7	104,4	87,0	78,0	111,4	110,0	94,5	101,4	94,3	x	
1983	93,4	105,1	105,5	88,0	73,7	111,4	125,5	99,9	109,4	101,8	x	
1984	99,3	107,2	90,1	90,4	72,3	115,2	136,0	108,1	126,5	112,1	x	
1985	102,4	110,8	97,5	93,4	72,1	125,3	146,2	108,7	137,7	116,6	x	
1981 Q. 1	93,8	107,6	101,3	87,9	84,8	107,0	114,1	92,3	103,7	102,8	x	
Q. 2	90,2	96,4	104,1	89,9	81,8	106,2	104,2	90,3	107,0	87,1	x	
Q. 3	88,5	85,7	98,1	82,4	82,7	107,4	94,6	85,2	100,4	100,7	x	
Q. 4	92,5	120,8	109,0	87,0	77,8	102,3	110,9	90,3	106,7	94,0	x	
1982 Q. 1	93,5	105,4	113,7	88,6	77,7	105,1	104,7	98,5	105,0	98,5	x	
Q. 2	92,9	104,9	102,9	90,8	80,1	110,5	108,6	98,7	103,4	87,1	x	
Q. 3	87,3	93,8	92,1	83,8	73,7	111,7	120,2	88,1	92,2	99,1	x	
Q. 4	93,4	114,7	108,9	84,7	80,6	118,2	106,4	92,8	105,1	92,3	x	
1983 Q. 1	90,7	105,3	100,5	86,6	72,3	102,8	114,9	97,0	99,7	102,3	x	
Q. 2	92,4	99,1	101,0	92,0	71,3	118,2	128,9	103,3	110,8	92,0	x	
Q. 3	91,9	94,8	111,0	83,7	74,7	106,2	143,4	97,7	102,7	107,7	x	
Q. 4	98,7	121,0	109,4	89,5	76,4	118,1	114,8	101,5	124,3	105,3	x	
1984 Q. 1	100,9	113,0	87,9	93,6	74,2	112,3	141,1	110,9	118,0	119,8	x	
Q. 2	99,2	103,0	88,8	90,9	74,3	111,4	136,5	111,5	126,2	102,9	x	
Q. 3	96,5	98,1	87,7	86,3	71,8	116,7	140,8	102,8	121,1	115,3	x	
Q. 4	100,4	114,9	96,0	90,8	68,7	120,3	125,5	107,0	140,8	110,4	x	
1985 Q. 1	99,9	111,6	98,9	90,1	66,3	110,2	144,0	109,1	133,4	124,9	x	
Q. 2	100,5	105,2	93,4	96,8	74,1	121,9	154,7	108,3	133,3	102,1	x	
Q. 3	103,0	102,9	95,0	92,5	78,4	132,6	146,1	106,8	133,3	119,8	x	
Q. 4	106,1	123,4	102,7	94,1	69,6	136,3	139,9	110,8	150,8	119,6	x	
Index of Average Value												
1981	117,6	106,6	107,4	112,4	136,4	112,3	111,5	106,5	114,9	115,1	x	
1982	117,4	106,3	121,1	109,4	138,6	106,9	111,9	104,0	119,3	115,5	x	
1983	117,4	109,0	127,1	109,0	130,9	108,4	108,4	104,9	126,7	115,0	x	
1984	125,8	119,1	137,9	124,6	138,8	176,3	118,4	112,6	131,3	122,4	x	
1985	128,5	117,5	147,8	120,6	142,1	151,0	124,0	115,7	137,9	125,0	x	
1981 Q. 1	113,3	105,0	103,5	108,5	128,7	106,0	106,2	103,8	110,7	112,2	x	
Q. 2	117,7	111,1	103,5	113,4	136,3	111,8	109,2	106,1	113,2	115,2	x	
Q. 3	122,2	109,1	108,8	118,3	143,6	120,2	116,2	109,8	118,1	118,7	x	
Q. 4	117,2	102,6	113,5	109,9	137,3	111,2	115,0	106,7	117,7	114,3	x	
1982 Q. 1	118,0	105,1	116,8	111,4	139,9	108,5	116,6	105,5	119,2	117,1	x	
Q. 2	116,6	109,8	119,8	110,4	133,3	109,5	112,3	105,7	117,3	115,4	x	
Q. 3	117,9	105,9	124,3	107,9	138,6	109,6	111,6	104,6	120,3	117,9	x	
Q. 4	117,3	104,7	124,4	107,9	142,5	100,6	107,3	100,0	120,2	113,0	x	
1983 Q. 1	115,5	103,4	128,0	105,8	133,1	94,7	108,9	101,2	122,7	114,7	x	
Q. 2	113,7	107,3	126,9	106,5	125,2	95,8	103,7	102,6	123,6	112,0	x	
Q. 3	118,8	111,3	128,7	111,2	130,2	111,3	108,9	106,8	128,9	116,8	x	
Q. 4	121,3	113,6	125,0	112,6	135,0	130,3	112,3	108,8	130,8	115,9	x	
1984 Q. 1	123,1	118,5	135,1	121,6	136,8	158,3	117,4	108,9	128,1	119,9	x	
Q. 2	123,2	118,7	139,5	122,4	135,6	174,4	116,0	111,0	128,2	118,0	x	
Q. 3	127,3	119,6	137,9	126,6	138,4	191,2	119,6	114,9	131,9	126,6	x	
Q. 4	129,5	119,4	139,1	128,0	144,7	180,5	120,6	115,8	136,3	125,0	x	
1985 Q. 1	135,4	124,6	143,8	132,3	155,6	181,0	128,9	118,5	141,7	130,5	x	
Q. 2	132,2	123,2	149,5	124,7	147,9	169,7	125,7	118,2	141,6	124,6	x	
Q. 3	126,2	114,7	150,5	117,6	134,9	148,8	121,3	115,0	136,6	125,5	x	
Q. 4	120,7	108,4	147,6	108,2	131,1	111,9	119,9	111,2	132,2	119,0	x	

See footnote on page 14.

2 Index of Current Value, Volume and Average Value of Imports and Exports
(Special Trade) by Sections of the SITC - Rev. II

1980 = 100

2.3 Other Countries

Year Quarter	Exports										
	Total	Section									
		0 Food and live animals	1 Beverages and tobacco	2 Crude materials, inedible	3 Mineral fuels, lubricants etc.	4 Animal and vegetable oils and fats	5 Chemicals	6 Manufactured goods classified chiefly by material	7 Machinery and transport equipment	8 Miscella- neous manufactured articles	9 Commodities and trans- actions not classified acc. to kind 1)
Index of Current Value											
1981	118,2	139,0	126,6	115,2	122,2	111,7	112,4	117,3	118,3	115,8	x
1982	124,4	126,3	148,0	103,5	113,0	114,7	114,0	119,4	129,8	125,3	x
1983	125,9	113,5	166,2	113,0	109,6	94,4	125,5	118,4	127,0	134,2	x
1984	143,2	129,3	177,2	134,8	120,7	111,0	147,0	135,5	142,2	157,5	x
1985	158,3	126,5	188,7	148,3	130,5	124,9	157,2	148,8	161,7	183,8	x
1981 Q. 1	104,8	140,8	95,5	112,8	110,3	112,2	110,1	103,7	100,6	105,8	x
Q. 2	114,0	161,2	129,9	116,3	132,2	117,9	113,5	109,7	112,8	105,2	x
Q. 3	119,7	124,7	148,3	115,8	132,1	116,3	116,5	124,8	115,9	119,4	x
Q. 4	134,5	129,4	133,0	115,8	114,2	100,4	109,7	131,0	144,0	132,7	x
1982 Q. 1	123,7	150,4	116,5	107,6	118,4	120,8	115,3	122,0	127,4	120,2	x
Q. 2	124,8	139,7	153,6	106,0	111,9	110,4	111,6	124,1	130,3	118,7	x
Q. 3	119,7	101,0	170,9	96,3	107,6	121,5	111,7	114,6	123,8	128,8	x
Q. 4	129,3	114,1	151,0	104,1	113,9	106,2	117,4	116,8	137,7	133,6	x
1983 Q. 1	118,6	115,3	140,4	101,5	108,1	102,7	115,5	110,7	119,6	125,9	x
Q. 2	122,1	115,8	173,9	114,1	96,9	84,6	121,9	116,5	123,9	123,5	x
Q. 3	122,9	107,2	183,9	107,7	112,2	89,4	128,5	116,9	121,4	138,9	x
Q. 4	139,9	115,7	166,7	128,5	121,0	100,9	136,1	129,4	143,0	148,5	x
1984 Q. 1	138,9	143,5	139,3	128,6	127,0	121,8	145,6	127,2	139,8	144,5	x
Q. 2	135,1	136,9	182,4	135,0	118,2	95,1	146,0	131,1	128,7	143,2	x
Q. 3	139,0	112,5	206,0	132,5	107,3	113,8	144,9	139,7	132,7	170,6	x
Q. 4	159,9	124,1	181,2	142,9	130,4	113,1	151,6	144,0	167,7	171,6	x
1985 Q. 1	154,6	122,9	160,3	144,0	126,7	125,8	161,5	144,4	157,6	170,2	x
Q. 2	156,2	130,5	214,6	164,2	139,5	118,3	162,0	149,1	157,5	172,2	x
Q. 3	157,6	116,8	221,3	142,4	135,2	139,0	159,1	150,3	152,3	193,2	x
Q. 4	164,8	135,8	158,6	142,7	120,5	116,4	146,1	151,6	173,4	199,7	x
Index of Volume											
1981	111,4	120,5	114,0	108,4	94,9	109,0	104,6	111,6	112,7	110,3	x
1982	112,2	118,5	122,9	94,2	89,5	113,7	103,3	106,7	116,5	116,4	x
1983	111,2	111,7	136,9	105,6	92,9	93,0	115,6	109,2	108,9	121,7	x
1984	122,5	124,2	146,0	115,9	100,4	80,8	126,2	121,4	117,9	137,5	x
1985	129,5	124,2	146,6	123,3	102,4	88,3	130,8	128,1	126,8	155,9	x
1981 Q. 1	100,9	122,8	89,4	110,6	89,5	114,0	104,7	102,7	98,8	98,9	x
Q. 2	108,5	134,2	116,3	109,7	102,9	116,1	106,3	106,9	108,3	102,4	x
Q. 3	111,6	106,1	132,2	104,9	100,6	109,5	106,1	116,8	109,7	114,6	x
Q. 4	124,4	118,9	118,1	108,3	96,6	96,4	101,1	120,2	134,2	125,3	x
1982 Q. 1	113,4	138,6	99,2	95,9	93,6	121,1	102,9	111,2	117,6	112,0	x
Q. 2	113,2	134,4	129,1	96,6	91,1	109,3	102,6	109,4	117,8	110,2	x
Q. 3	106,8	93,3	139,9	88,1	84,6	119,3	101,1	101,8	109,6	117,6	x
Q. 4	115,4	107,7	123,3	96,1	88,7	105,2	106,6	104,4	121,1	125,8	x
1983 Q. 1	105,3	111,3	116,2	96,3	88,3	107,7	106,0	102,3	104,0	113,2	x
Q. 2	108,3	119,6	143,6	106,7	83,8	89,9	112,8	107,6	106,6	113,0	x
Q. 3	109,4	108,6	150,6	99,7	96,6	89,7	118,7	107,6	104,4	126,4	x
Q. 4	121,9	107,6	137,2	119,8	102,8	84,8	124,9	119,3	120,7	134,0	x
1984 Q. 1	120,8	137,1	116,3	111,7	104,7	92,3	128,2	117,9	117,6	126,9	x
Q. 2	117,8	132,2	151,8	118,0	101,6	68,7	127,8	118,8	109,1	126,5	x
Q. 3	118,4	108,0	168,8	115,3	89,8	84,9	122,3	123,2	109,9	149,2	x
Q. 4	133,0	119,3	147,0	118,8	105,7	77,5	126,5	125,5	135,2	147,4	x
1985 Q. 1	126,6	116,9	125,0	118,9	98,1	82,3	132,2	124,2	124,6	144,9	x
Q. 2	127,0	124,5	164,7	138,7	106,6	74,0	133,6	127,4	123,1	145,0	x
Q. 3	128,6	116,9	173,6	114,9	106,5	97,7	132,3	130,0	123,4	163,1	x
Q. 4	135,7	138,5	123,0	120,7	98,4	99,3	124,9	130,9	136,1	170,5	x
Index of Average Value											
1981	106,2	115,4	111,1	106,3	128,8	102,5	107,5	105,1	105,0	105,0	x
1982	110,9	106,6	120,5	109,9	126,2	100,9	110,3	111,9	111,4	107,7	x
1983	113,2	101,6	121,4	106,9	118,0	101,5	108,6	108,4	116,6	110,3	x
1984	116,9	104,1	121,4	116,2	120,2	137,2	116,5	111,7	120,6	114,5	x
1985	122,2	101,9	128,7	120,3	127,4	141,3	120,2	116,2	127,5	117,9	x
1981 Q. 1	103,8	114,6	106,8	102,0	123,2	98,4	105,1	100,9	101,9	107,0	x
Q. 2	105,1	120,1	111,6	106,0	125,5	101,6	106,8	102,7	104,1	102,8	x
Q. 3	107,2	117,5	112,1	110,4	131,3	106,2	109,9	106,9	105,7	104,2	x
Q. 4	108,2	108,9	112,6	106,9	131,9	104,1	108,5	109,0	107,3	105,9	x
1982 Q. 1	109,1	108,5	117,5	112,2	126,6	99,7	112,0	109,8	108,3	107,3	x
Q. 2	110,2	104,0	119,0	109,7	122,8	101,1	108,8	113,4	110,6	107,7	x
Q. 3	112,1	108,2	122,2	109,3	127,3	101,9	110,4	112,6	113,0	109,5	x
Q. 4	112,1	106,0	122,5	108,3	128,4	101,0	110,2	111,9	113,8	106,2	x
1983 Q. 1	112,7	103,6	120,8	105,4	122,4	95,4	109,0	108,1	115,0	111,2	x
Q. 2	112,7	96,8	121,1	107,0	115,7	94,1	108,1	108,3	116,3	109,3	x
Q. 3	112,4	98,8	122,1	108,0	116,2	99,6	108,3	108,6	116,3	109,9	x
Q. 4	114,8	107,6	121,5	107,2	117,7	119,0	109,0	108,5	118,5	110,8	x
1984 Q. 1	115,0	104,6	119,7	115,1	121,3	132,0	113,6	107,9	118,9	113,9	x
Q. 2	114,7	103,6	120,2	114,4	116,4	138,5	114,2	110,4	117,9	113,2	x
Q. 3	117,4	104,2	122,0	115,0	119,4	134,0	118,4	113,4	120,7	114,3	x
Q. 4	120,2	104,0	123,3	120,3	123,4	145,9	119,8	114,8	124,0	116,5	x
1985 Q. 1	122,1	105,2	128,2	121,1	129,1	152,9	122,2	116,2	126,5	117,5	x
Q. 2	123,0	104,9	130,3	118,3	130,9	159,9	121,2	117,0	128,0	118,8	x
Q. 3	122,5	99,9	127,5	123,9	126,9	142,2	120,3	115,6	128,3	118,4	x
Q. 4	121,4	98,1	129,0	118,3	122,5	117,1	117,0	115,8	127,4	117,1	x

See footnote on page 14.

3 IMPORTS AND EXPORTS (SPECIAL TRADE) BY SECTIONS AND DIVISIONS OF THE SITC-REV. 11

3.1 IMPORTS

SECT AND DIV	DESCRIPTION	1985 DT = 100 KG	1984	1985 1 000 DM	1984	1985 1 000 \$	1984
0	FOOD & LIVE ANIMALS CHIEFLY FOR FOOD	300609174	277470658	44320161	41948773	15130377	14804801
00	LIVE ANIMALS CHIEFLY FOR FOOD	2017527	1656815	706740	596938	240260	209448
01	MEAT & MEAT PREPARATIONS	11133376	10768978	5845023	5472525	2003711	1922900
02	DAIRY PRODUCTS & BIRDS EGGS	11111699	10631335	4422454	4134438	1514097	1462744
03	FISH, CRUSTACEANS & MOLLUSCS, & PREPARATIONS THEREOF	4323157	4054628	1813503	1677320	620161	588614
04	CEREALS & CEREAL PREPARATIONS	69816413	49183644	4373880	3395642	1480091	1205623
05	VEGETABLES & FRUIT	103783001	104816205	13759824	13573069	4687966	4797300
06	SUGAR, SUGAR PREPARATIONS & HONEY	10704181	9683645	999071	878494	340580	308768
07	COFFEE, TEA, COCOA, SPICES, & MANUFACTURES THEREOF ...	10054491	9695842	8244855	7489901	2815455	2629538
08	FEEDING STUFF FOR ANIMALS (EXCL UNMILLED CEREALS) ..	75125101	74665722	3354075	4012164	1146449	1425062
09	MISCELLANEOUS EDIBLE PRODUCTS & PREPARATIONS	2840228	2313844	800696	721522	273563	284504
1	BEVERAGES & TOBACCO	16918102	15597670	4602199	4113524	1583398	1445226
11	BEVERAGES	16123049	13917969	2671367	2385456	920280	836450
12	TOBACCO & TOBACCO MANUFACTURES	1795053	1679701	1930832	1728068	663118	608771
2	CRUDE MATERIALS, INEDIBLE, EXCEPT FUELS	940499928	904660793	31881101	25490946	10864533	8981873
21	HIDES, SKINS & FURSKINS, RAW	991857	957088	1100905	1006242	365467	361519
22	OIL SEEDS & OLEAGINOUS FRUIT	50239529	38996480	4382169	3729879	1497913	1311535
23	CRUDE RUBBER (INCL SYNTHETIC & RECLAIMED)	5279073	4938980	1555991	1844503	532029	546469
24	CORK & WOOD	46388116	48524973	2579203	2986042	883471	1085947
25	PULP & WASTE PAPER	35606813	34740723	3753365	3991366	1271588	1401668
26	TEXTILE FIBRES (EXCL WOOL TOPS) & THEIR WASTES ...	7183109	6697071	3121097	3073204	1052508	1087357
27	CRUDE FERTILZ, MINRLS, EXC COAL, PETRLM & PREC STONES	234101213	262418184	2292784	2214918	786362	780309
28	METALLIFEROUS ORES & METAL SCRAP	552146704	529305315	9236636	8746252	3157797	3073531
29	CRUDE ANIMAL & VEGETABLE MATERIALS, NES	8563514	7651237	3858951	3712718	1317398	1310989
3	MINERAL FUELS, LUBRICANTS & RELATED MATERIALS	1588121940	1562954014	92181868	88533896	31388608	31214752
32	COAL, COKE & BRIQUETTES	132672595	123287795	1848669	1804685	637084	529179
33	PETROLEUM, PETROLEUM PRODUCTS & RELATED MATERIALS .	1099096054	1083471650	70956986	69393020	24150031	2438513
34	GAS, NATURAL & MANUFACTURED	356353291	356194859	18010432	16387342	6133765	5807216
35	ELECTRIC CURRENT 1) MWH	13905628	13233363	1365781	1248666	467928	439844
4	ANIMAL & VEGETABLE OILS, FATS & WAXES	16309773	15519891	2754681	2954787	933679	1037784
41	ANIMAL OILS & FATS	4984485	4498232	549927	526247	187633	184173
42	FIXED VEGETABLE OILS & FATS	7584104	7786730	1581622	1873289	534963	662271
43	ANIMAL & VEGETABLE OILS & FATS, PROCESSED, & WAXES .	3741184	3234929	623132	555251	210883	194340
5	CHEMICALS & RELATED PRODUCTS, NES	183402849	176738069	41259571	37082352	14118310	13084005
51	ORGANIC CHEMICALS	55287369	52715373	11735343	10502595	4019044	3709468
52	INORGANIC CHEMICALS	27172772	25442947	5697884	5138991	1950037	1810203
53	DYING, TANNING & COLOURING MATERIALS	2763412	2685761	1644164	1493594	562060	526036
54	MEDICINAL & PHARMACEUTICAL PRODUCTS	590200	532767	3991524	3474839	1361395	1224511
55	ESSENTIAL OILS, PERFUME, TOILET, CLEANSING, ETC PREPS.	2746238	2947457	1806920	1720645	617454	607942
56	FERTILIZERS, MANUFACTURED	41402006	45891061	1378380	1407342	475240	495021
57	EXPLOSIVES & PYROTECHNIC PRODUCTS	120004	119074	132870	116256	45685	40479
58	ARTIFICIAL RESINS & PLASTIC MATERIALS ETC	33250162	30989240	10512561	9606387	3590153	3392662
59	CHEMICAL MATERIALS & PRODUCTS, NES	20080686	17414389	4360925	3621703	1488352	1276787
6	MANUFACTURED GOODS CLASSIFIED CHIEFLY BY MATERIAL.	305054135	307660270	74921487	71258600	25619791	25141381
60	COMPLETE INDUSTR PLANT, CHAP 62, 68 TO 70, 73, 76, 82 .	-	-	-	-	-	-
61	LEATHER, LEATHER MANUFACTURES, NES & DRESSD FURSKINS	532108	518981	2475354	2334799	845999	824628
62	RUBBER MANUFACTURES, NES	4984592	4542526	3766839	3312818	1295904	1167900
63	CORK & WOOD MANUFACTURES (EXCLUDING FURNITURE) ...	13620909	14287934	2221769	2480375	758003	877395
64	PAPER, PAPERBOARD & ARTS OF PAPER PULP, PAPER, PAPERBOARD	49545804	50346101	8662744	8210426	2959543	2895877
65	TEXTILE YARN FABRICS, MADE-UP ARTS, NES & RELTD PROD	10717724	10514049	14972530	14089084	5115482	4971650
66	NON-METALLIC MINERAL MANUFACTURES, NES	63297569	70330198	6189082	6381225	2120915	2260917
67	IRON & STEEL	128065008	122885508	16005645	14273081	5476782	5032216
68	NON-FERROUS METALS	22906339	23162434	12838584	12970047	4375507	4582931
69	MANUFACTURES OF METAL, NES	11418582	11072497	7788940	7206745	2672656	2538267
7	MACHINERY & TRANSPORT EQUIPMENT	53478061	51367972	105954405	95109838	36275821	33440844
70	COMPLETE INDUSTRIAL PLANT, CHAP 84 TO 87	-	-	-	-	-	-
71	POWER GENERATING MACHINERY & EQUIPMENT	3000965	2809260	7059793	6106376	2426007	2147340
72	MACHINERY SPECIALIZED FOR PARTICULAR INDUSTRIES ..	4622712	4305364	7479982	6395375	2574137	2249539
73	METALWORKING MACHINERY	1439699	1059935	2764391	2064368	961145	723067
74	GENRL INDUSTRIAL MACHINERY & EQUIPT, NES & PARTS NES.	5988888	5566274	10933559	9654954	3750404	3396405
75	OFFICE MACHINES & AUTOMATIC DATA PROCESSING EQUIPT	948695	842584	16343943	13507388	5623605	4722232
76	TELECOMMUNICATIONS & SOUND RECORDING, REPROD EQUIPT	1365074	1430761	8282164	8013014	2857815	2813466
77	ELECTRIC MACHNRY, APPARAT & APPLIANCES, NES & PARTS.	7221412	7284790	19329109	17446162	6599082	6126698
78	ROAD VEHICLES (INCL AIR CUSHION VEHICLES)	19621962	19196205	21838860	20480843	7464548	7244341
79	OTHER TRANSPORT EQUIPMENT	9268694	8872799	11922584	11441358	3995078	4017756
8	MISCELLANEOUS MANUFACTURED ARTICLES	21326829	20520580	52904413	49553175	18102767	17457230
80	COMPLETE INDUSTRIAL PLANT, CHAP 90, 94	-	-	-	-	-	-
81	SANITARY, PLUMBING, HEATING, LIGHTING FIXT & FITTINGS NES.	1858002	1890889	1052039	1021206	361788	359540
82	FURNITURE & PARTS THEREOF	5623779	5314205	3634992	3540957	1243244	1248375
83	TRAVEL GOODS, HANDBAGS & SIMILAR CONTAINERS	338009	336326	881409	842032	300035	297571
84	ARTICLES OF APPAREL & CLOTHING ACCESSORIES	3887792	3801843	20562046	19777417	7015278	6974021
85	FOOTWEAR	1385385	1312724	4804400	4461963	1634760	1577293
87	PROFESSIONAL, SCIENTIFIC & CONTRL APPARATUS, NES ...	447384	410785	6204116	5362742	2129017	1882450
88	PHOTO APPARAT, OPTICAL GOODS, NES, WATCHES & CLOCKS .	867941	748561	5139063	4491336	1767606	1579911
89	MISCELLANEOUS MANUFACTURED ARTICLES, NES	6918537	6705217	10626348	10055522	3650437	3538069
9	COMMODITIES & TRANSACTIONS NOT CLASSD ELSEWHERE 2)	5157867	4712977	13031106	12695798	4474665	4468405
	TOTAL	3430908658	3368772152	463810992	434256917	158492049	153023456

1) SEE INTRODUCTION, CIPHER 2.3 2) INCL. COMPLETE INDUSTRIAL PLANT N. E. S.

3 IMPORTS AND EXPORTS (SPECIAL TRADE) BY SECTIONS AND DIVISIONS OF THE SITC-REV. 11

3.2 EXPORTS

SECT AND DIV	DESCRIPTION	1985 DT * 100 KG	1984	1985 1 000 DM	1984	1985 1 000 \$	1984
0	FOOD & LIVE ANIMALS CHIEFLY FOR FOOD	146315885	138483974	21540560	20925370	7401884	7365818
00	LIVE ANIMALS CHIEFLY FOR FOOD	1825371	1855394	847910	838363	294850	294461
01	MEAT & MEAT PREPARATIONS	5779522	5863722	3143288	3160255	1080874	1113728
02	DAIRY PRODUCTS & BIRDS EGGS	31299782	29489595	5292472	5316503	1813553	1868057
03	FISH, CRUSTACEANS & MOLLUSCS, & PREPARATIONS THEREOF	1092010	1266095	566065	544495	194195	191633
04	CEREALS & CEREAL PREPARATIONS	29979771	37060720	2331730	2619924	800283	929507
05	VEGETABLES & FRUIT	13872083	9767508	1841188	1635262	627457	577884
06	SUGAR, SUGAR PREPARATIONS & HONEY	10421646	11773177	1076131	1176759	375409	412498
07	COFFEE, TEA, COCOA, SPICES, & MANUFACTURES THEREOF ...	2983143	2659937	3065177	2565731	1051110	895226
08	FEEDING STUFF FOR ANIMALS (EXCL UNMILLED CEREALS) ..	45581013	35609521	2244001	2070457	777429	726926
09	MISCELLANEOUS EDIBLE PRODUCTS & PREPARATIONS	3675544	3138301	1132598	997621	386724	351898
1	BEVERAGES & TOBACCO	71591097	69631087	3510885	3097820	1201220	1088771
11	BEVERAGES	70865960	68961508	2073346	1855297	709592	652284
12	TOBACCO & TOBACCO MANUFACTURES	725137	669579	1437539	1242523	491628	436487
2	CRUDE MATERIALS, INEDIBLE, EXCEPT FUELS	396231771	403788151	10727982	9806646	3658259	3454204
21	HIDES, SKINS & FURSKINS, RAW	1319387	1416622	591850	596146	200695	209724
22	OIL SEEDS & OLEAGINOUS FRUIT	1180414	1294187	147803	167645	51506	57514
23	CRUDE RUBBER (INCL SYNTHETIC & RECLAIMED)	3901692	3682760	1092325	1002257	372710	353268
24	CORK & WOOD	42199864	31726168	1129414	804187	388268	318244
25	PULP & WASTE PAPER	10121934	9044448	388252	385679	131938	135378
26	TEXTILE FIBRES (EXCL WOOL TOPS) & THEIR WASTES ...	6786082	6384291	2467717	2276610	842839	803947
27	CRUDE FERTILZR, MINRLS, EXC COAL, PETRLM & PREC STONES	283261296	304487963	1320061	1162214	451365	408590
28	METALLIFEROUS ORES & METAL SCRAP	45094142	43556536	2479152	2339662	388863	825114
29	CRUDE ANIMAL & VEGETABLE MATERIALS, NES	2366960	2195176	1111408	972246	380075	342425
3	MINERAL FUELS, LUBRICANTS & RELATED MATERIALS	299529823	355278357	15284115	16104768	5176867	5669627
32	COAL, COKE & BRIQUETTES	159416752	194594486	4360138	4869595	1483634	1710612
33	PETROLEUM, PETROLEUM PRODUCTS & RELATED MATERIALS .	86808442	91640760	6850745	6809073	2321797	2393895
34	GAS, NATURAL & MANUFACTURED	53304629	69043111	3119149	3623822	1045173	1278335
35	ELECTRIC CURRENT (1) MWH	13454021	10896818	954083	802276	326265	286185
4	ANIMAL & VEGETABLE OILS, FATS & WAXES	15368064	13287378	2795279	2570681	953283	901519
41	ANIMAL OILS & FATS	2050279	2293216	257266	281854	87188	88723
42	FIXED VEGETABLE OILS & FATS	8628830	6443740	1670318	1407279	571418	492173
43	ANIMAL & VEGETABLE OILS & FATS, PROCESSED, & WAXES .	4688955	4560422	867695	881548	294677	310623
5	CHEMICALS & RELATED PRODUCTS, NES	271842803	222792715	71143347	42632416	24253404	16034623
51	ORGANIC CHEMICALS	64431466	64288827	19158019	18157813	6509565	6404300
52	INORGANIC CHEMICALS	62023666	58387094	6132996	5965366	2091324	2101264
53	DYEING, TANNING & COLOURING MATERIALS	10716322	10400485	6619171	6101321	2263278	2153715
54	MEDICINAL & PHARMACEUTICAL PRODUCTS	1110478	1024006	6938753	6126655	2367525	2160007
55	ESSENTIAL OILS, PERFUME, TOILET, CLEANSING, ETC PREPS.	7278528	6712590	3301416	2985786	1125382	1052583
56	FERTILIZERS, MANUFACTURED	47697285	52065543	1588884	1631839	534387	577448
57	EXPLOSIVES & PYROTECHNIC PRODUCTS	176409	162408	184556	189346	63663	55679
58	ARTIFICIAL RESINS & PLASTIC MATERIALS ETC	47857317	45246723	17673260	16340527	6038443	5760678
59	CHEMICAL MATERIALS & PRODUCTS, NES	30591432	28642148	9546292	8793261	3255847	3103693
6	MANUFACTURED GOODS CLASSIFIED CHIEFLY BY MATERIAL.	384678392	207391582	100311312	53875261	34341294	18975113
60	COMPLETE INDUSTR PLANT, CHAP 62, 68 TO 70, 73, 76, 82 .	365253	494176	364509	601825	124435	212908
61	LEATHER, LEATHER MANUFACTURES, NES & DRESSD FURSKINS	515814	469036	2002192	1818805	684951	642209
62	RUBBER MANUFACTURES, NES	5490492	5216771	4465754	4035855	1528895	1421843
63	CORK & WOOD MANUFACTURES (EXCLUDING FURNITURE) ...	10869954	9334992	1840305	1598158	631945	562993
64	PAPER, PAPERBROD & ARTS OF PAPER PULP, PAPER, PAPERBROD	39387501	37755616	10152408	9036994	3472291	3178079
65	TEXTILE YARN, FABRICS, MADE-UP ARTS, NES & RELTO PROD	11157400	10665856	17836283	16073451	6107191	5663237
66	NON-METALLIC MINERAL MANUFACTURES, NES	69420224	66873918	8858333	8063189	3040100	2841973
67	IRON & STEEL	212623688	194373421	27510169	24078989	9417836	8459157
68	NON-FERROUS METALS	16547029	16930065	10883185	10924347	3710549	3849760
69	MANUFACTURES OF METAL, NES	18301037	16990670	16398174	14885670	5623097	5243481
7	MACHINERY & TRANSPORT EQUIPMENT	122220609	29558134	246715223	87968533	84569475	30816795
70	COMPLETE INDUSTRIAL PLANT, CHAP 84 TO 87	1215278	1224631	3869822	4354702	1320503	1548516
71	POWER GENERATING MACHINERY & EQUIPMENT	6434298	6069015	14796236	13940439	5074825	4891928
72	MACHINERY SPECIALIZED FOR PARTICULAR INDUSTRIES ..	16069487	14607031	33127741	28536876	11398977	10026731
73	METALWORKING MACHINERY	3064516	2997924	8059990	7156712	2789210	2516378
74	GENRL INDUSTR PLANT & EQUIPT, NES & PARTS NES.	13964728	12458715	32748503	28443338	11259031	10006313
75	OFFICE MACHINES & AUTOMATIC DATA PROCESSING EQUIPT	837712	701003	14168406	11114125	4884502	3896046
76	TELECOMMUNICATIONS & SOUND RECORDNG, REPRO EQUIPT .	1437420	1348190	10022673	8964118	3647987	3144266
77	ELECTRIC MACHNRY, APPARAT & APPLIANCES, NES & PARTS.	11841894	10484361	30582056	27023859	10484866	9808146
78	ROAD VEHICLES (INCL AIR CUSHION VEHICLES)	53637016	50936472	86392836	74784994	29537247	26236276
79	OTHER TRANSPORT EQUIPMENT	14018300	14901244	12946960	14514073	4352326	5091183
8	MISCELLANEOUS MANUFACTURED ARTICLES	24098468	21716806	53625182	46385773	18420065	16314210
80	COMPLETE INDUSTRIAL PLANT, CHAP 90, 94	17963	23363	201940	195612	69245	68575
81	SANITARY, PLUMBNG, HEATNG, LGHTNG FIXT & FITNGS NES.	1146644	989851	1402304	1205351	483254	423637
82	FURNITURE & PARTS THEREOF	7114933	6579765	5396761	4721907	1853917	1661736
83	TRAVEL GOODS, HANDBAGS & SIMILAR CONTAINERS	177017	183346	434989	399676	149791	140558
84	ARTICLES OF APPAREL & CLOTHING ACCESSORIES	923664	833482	8381026	7399136	2864677	2605810
85	FOOTWEAR	269871	216888	1378800	1096816	474797	386565
87	PROFESSIONAL, SCIENTIFIC & CONTRL APPARATUS, NES ...	882164	768708	12506401	10459059	4310757	3671997
88	PHOTO APPARAT, OPTICAL GOODS, NES; WATCHES & CLOCKS .	1250494	1154783	6138320	5432375	2104554	1912051
89	MISCELLANEOUS MANUFACTURED ARTICLES NES	12315722	10976650	17782641	15475841	6109073	5443281
9	COMMODITIES & TRANSACTIONS NOT CLASSD ELSEWHERE 2)	7824197	7105417	11510340	13150508	3961663	4631000
TOTAL		1739701209	1750755071	537164225	488222999	183937414	171736041

1) SEE INTRODUCTION, CIPHER 2.3 2) INCL. COMPLETE INDUSTRIAL PLANT N. E. S.

4 IMPORTS AND EXPORTS (SPECIAL TRADE) BY GROUPS AND SUBGROUPS OF THE SITC-REV. II
4.1 IMPORTS

GROUP / SUBGROUP	1985 DT = 100 KG	1984	1985 1 000 DM	1984	1985 1 000 \$	1984
001 LIVE ANIMALS	2 017 527	1 656 815	706 740	596 938	240 260	209 448
1 BOVINE CATTLE	426 177	452 041	230 159	243 291	78 021	85 844
2 SHEEP, LAMBS, GOATS	116 231	108 106	39 180	34 519	13 294	12 201
3 SWINE, LIVE	1 256 626	882 543	373 535	254 643	127 158	86 734
4 LIVE POULTRY	169 643	159 310	39 571	36 099	13 582	12 658
5 HORSES, ASSES, MULES	47 636	53 106	23 490	27 344	7 933	9 649
9 LIVE ANIMALS FR FOOD NES	914	1 709	805	1 042	272	362
011 MEAT FRESH, CHILTD, FROZEN	10 007 175	9 643 426	5 063 251	4 723 934	1 735 482	1 659 106
1 BOVINE MEAT FRESH, FROZEN	2 286 494	2 164 047	1 524 638	1 427 411	520 554	503 663
2 MUTTON ETC FRSH, CHLD, FRN	236 937	193 862	136 961	122 655	45 949	43 767
3 PIG MEAT FRESH, CHLD, FRZN	4 400 634	4 255 979	2 042 188	1 502 331	696 667	668 671
4 POULTRY FRESH, CHLD, FRZN	2 156 469	2 090 609	996 224	916 769	346 160	319 363
5 HORSE MEAT FRSH, CHLD, FRN	1 745	863	544	292	195	104
6 EDIBLE OFFAL FRESH, CH, FR	657 271	685 245	143 045	151 342	48 649	53 310
8 MEAT NES FRESH, CHLD, FRZN	267 425	252 821	219 651	203 134	77 308	70 228
012 MEAT DRIED, SALTED, SMOKED	61 497	74 879	76 504	96 174	25 813	33 784
1 PIG MEAT DRIED, SLTD, SMKD	47 581	54 717	65 375	81 205	22 019	28 467
9 MEAT NES DRIED SLTD, SMKD	13 916	20 162	11 129	14 969	3 794	5 317
014 MEAT PREPD, PRSVD, NES ETC	1 064 704	1 050 673	705 268	652 417	242 416	230 010
1 MEAT, FISH EXTRACTS, JUICES	9 909	12 717	17 863	20 684	6 066	7 257
2 SAUSAGES INCL TINNED	140 358	124 272	123 050	105 701	42 403	37 167
9 OTH PREPD, PRESVD MEAT	914 437	913 684	564 355	526 032	193 947	185 586
022 MILK AND CREAM	4 114 329	4 121 938	793 420	822 396	273 899	292 608
3 MILK AND CREAM FRESH	1 773 920	1 591 531	124 820	105 534	42 272	38 687
4 MILK, CREAM, PRESERVED ETC	2 340 419	2 529 947	668 600	712 862	231 627	253 921
023 BUTTER	976 734	720 184	666 111	520 421	225 287	184 965
024 CHEESE AND CURD	2 946 346	2 758 078	2 248 745	2 017 505	771 564	710 092
025 EGGS, BIRDS, FRESH, PRSRVD	3 074 280	3 031 135	714 218	774 116	243 347	275 079
1 EGGS, BIRDS, FRSH IN SHELL	2 815 544	2 785 094	649 654	707 921	221 528	251 571
2 EGGS, BIRDS, FR NOT I SHELL	258 736	246 041	64 564	66 195	21 819	23 508
034 FISH FRESH, CHILLED, FROZN	3 137 125	3 008 388	1 052 910	964 867	364 519	339 129
1 FISH FRESH, CHLD, EX FILLT	1 639 303	1 664 769	552 994	517 778	191 337	181 353
2 FISH FROZEN, EXCL FILLETS	669 256	661 893	198 229	205 414	69 005	71 939
3 FISH FILLETS, FRESH, CHLD	99 075	87 742	45 435	38 887	15 574	13 709
4 FISH FILLETS, FROZEN	729 491	593 984	256 252	202 788	88 603	72 128
035 FISH SALTED, DRIED, SMOKED	253 897	283 758	144 995	141 963	51 429	49 215
036 SHELL FISH FRESH, FROZEN	247 593	157 921	144 980	137 181	50 174	48 002
037 FISH ETC PREPD PRSVD NES	684 542	604 561	470 618	433 309	162 039	152 268
1 FISH PREPD, PRESVD NES	545 044	488 458	317 092	300 133	109 036	105 608
2 SHELL FISH PREPD, PRESVD	139 498	116 103	153 526	133 176	53 003	46 660
041 WHEAT ETC UNMILLED	30 825 821	15 927 735	1 425 840	785 213	479 547	280 785
1 DURUM WHEAT UNMILLED	1 198 331	929 428	84 830	59 159	28 211	20 753
2 OTHER WHEAT UNMILLED	29 631 490	14 998 307	1 341 010	726 054	451 336	260 032
042 RICE	2 098 712	1 963 889	269 309	262 659	91 777	92 413
1 RICE IN HUSK OR HUSKED	908 298	1 061 028	95 789	118 439	32 276	41 896
2 RICE SEMI-MILLED, MILLED	1 190 414	922 861	173 520	144 220	59 501	50 517
043 BARLEY UNMILLED	11 106 342	7 039 927	538 474	366 956	180 738	131 585
044 MAIZE UNMILLED	16 700 537	16 169 304	954 803	874 562	324 032	310 760
045 CEREALS NES UNMILLED	3 017 060	2 296 792	153 964	122 293	51 376	42 794
1 RYE UNMILLED	1 592 215	445 445	74 161	21 446	24 356	7 463
2 OATS UNMILLED	877 405	1 414 121	38 165	63 714	12 813	22 346
9 OTHER CEREALS UNMILLED	547 440	437 226	41 638	37 133	14 209	12 985
046 WHEAT ETC MEAL OR FLOUR	772 144	737 451	61 293	59 162	20 864	20 695
047 OTHER CEREAL MEALS, FLOUR	204 034	113 222	14 471	9 099	4 869	3 182
048 CEREAL ETC PREPARATIONS	5 087 763	4 915 324	955 726	915 456	326 886	323 409

4 IMPORTS AND EXPORTS (SPECIAL TRADE) BY GROUPS AND SUBGROUPS OF THE SITC-REV. II
4.1 IMPORTS

GROUP / SUBGROUP	1985 DT * 100 KG	1984	1985 1 000 DM	1984	1985 1 000 \$	1984
1 PREPD BREAKFAST FOOD ETC	127 607	122 644	17 025	15 787	5 822	5 523
2 MALT INCLUDING FLOUR	2 779 680	2 577 662	243 095	222 590	83 153	78 499
3 MACARONI, SPAGHETTI ETC	508 302	514 918	94 824	91 326	32 481	32 282
4 BAKERY PRODUCTS	1 075 912	1 126 634	463 285	453 930	158 578	160 593
8 0TH CEREAL PREPS, MALT EX	596 292	573 466	137 497	131 825	46 852	46 512
054 VEG ETC FRSH, SPLY PRSVD	52 852 192	52 687 580	4 529 575	4 796 378	1 529 060	1 712 379
1 POTATOES FRSH EXCL SWEET	9 758 261	10 384 581	391 482	628 046	128 625	228 701
2 LEGUMINOUS VEGTBLES DRY	4 435 872	2 285 402	358 535	195 038	126 523	67 611
4 TOMATOES FRESH	3 789 525	3 748 463	649 403	696 555	218 198	247 264
5 OTHER FRESH VEGETABLES	14 504 122	15 123 685	2 042 146	2 111 326	674 634	757 057
6 VEGETABLES SIMPLY PRESVD	2 931 093	2 177 262	453 343	382 424	154 381	134 236
8 EDIBLE VEG NES FRSH, DRY	17 433 319	18 968 187	664 666	782 939	225 499	277 510
056 VEGTBLES ETC PRSVD, PREPD	8 067 824	8 677 017	1 613 675	1 707 570	550 769	601 996
1 VEG DRIED EXCL LEGUMES	188 840	178 443	135 082	130 617	46 174	45 926
4 FLOUR ETC OF FRUIT VEG	109 312	102 055	52 524	38 364	18 597	13 304
5 VEGTBLES PRSVD PREPD NES	7 769 672	8 396 519	1 426 069	1 538 589	485 998	542 766
057 FRUIT, NUTS FRESH, DRIED	33 539 615	34 236 871	5 447 769	5 115 767	1 871 219	1 793 734
1 ORANGES, TANGERINES ETC	6 958 521	8 030 155	694 330	723 703	242 383	252 687
2 LEMONS, GRAPEFRUIT ETC	1 928 142	2 019 135	260 917	195 697	89 323	68 842
3 BANANA, PLANTAIN, FRSH DRY	5 895 907	5 495 058	768 144	686 377	259 706	242 746
4 APPLES FRESH	6 374 316	7 089 957	647 762	668 758	217 965	238 624
5 GRAPES FRESH OR DRIED	3 603 865	3 051 544	586 761	490 733	208 744	167 177
6 FIGS, FRESH OR DRIED	92 494	105 504	21 833	22 843	7 996	7 609
7 NUTS EDIBLE FRESH OR DRY	1 584 191	1 461 811	1 084 182	943 214	376 700	327 173
9 FRUIT FRESH OR DRIED NES	7 102 175	6 985 707	1 383 850	1 384 442	468 400	488 876
058 FRUIT PRESERVED, PREPARED	9 323 370	9 212 737	2 168 805	1 953 354	736 918	689 191
2 FRUIT PRESERVED BY SUGAR	72 575	75 941	26 091	26 992	9 409	9 135
3 FRUIT JAMS, JELLIES ETC	391 885	427 663	80 841	90 093	27 618	31 931
5 FRUIT OR VEGETABLE JUICE	3 810 957	3 724 567	1 060 639	886 485	359 851	312 143
6 FRUIT TEMPORARILY PRESVD	1 082 581	1 116 995	210 645	219 268	71 715	77 753
9 FRUIT PREPD, PRESVD NES	3 965 372	3 867 571	790 589	730 516	268 325	258 229
061 SUGAR AND HONEY	10 283 348	9 248 340	771 773	649 164	262 900	228 900
1 RAW BEET AND CANE SUGAR	374 406	20 525	45 565	2 809	14 258	986
2 REFINED SUGAR ETC	1 424 399	1 187 340	187 570	156 378	64 547	54 990
5 MOLASSES	5 452 503	5 341 181	108 843	113 928	36 983	40 371
6 NATURAL HONEY	787 714	739 498	191 414	181 552	65 747	63 988
9 SUGARS AND SYRUPS NES	2 244 326	1 959 796	238 381	194 497	81 365	68 565
062 SUGAR PREPS NON-COCOA	420 833	435 305	227 298	226 330	77 680	79 868
071 COFFEE AND SUBSTITUTES	5 415 552	5 304 836	4 883 139	4 673 303	1 668 381	1 642 090
1 COFFEE GREEN, ROASTED, SUB	5 250 882	5 159 282	4 650 299	4 474 175	1 588 971	1 572 028
2 COFFEE EXTRACTS, ESSENCES	164 670	145 554	232 840	199 128	79 410	70 062
072 COCOA	2 764 380	2 503 372	2 170 170	1 738 249	739 046	608 724
1 COCOA BEANS RAW ROASTED	2 200 636	1 953 279	1 515 738	1 203 585	516 937	421 336
2 COCOA POWDER UNSWEETENED	166 229	135 542	77 097	64 301	26 224	22 469
3 COCOA BUTTER AND PASTE	397 515	414 551	577 335	470 363	195 885	164 919
073 CHOCOLATE AND PRODUCTS	1 245 700	1 236 203	754 148	682 210	258 863	239 597
074 TEA AND MATE	197 557	200 145	188 436	166 723	64 014	58 623
1 TEA	195 133	198 282	187 530	166 032	63 704	58 383
2 MATE	2 424	1 863	906	691	310	240
075 SPICES	431 302	451 286	248 962	229 416	85 195	80 504
1 PEPPER AND PIMENTO	274 422	284 238	153 148	122 382	52 540	42 940
2 SPICES, EXCL PEPPER, ETC	156 880	167 048	95 814	107 034	32 655	37 564
081 FEEDING STUFF FOR ANIMLS	75 125 101	74 665 722	3 354 075	4 012 164	1 146 449	1 425 062
1 HAY FODDER GREEN, DRY 1)	6 451 272	6 893 779	214 815	252 561	73 267	89 959
2 BRAN, POLLARD, SHARPS, ETC	782 373	1 438 498	21 426	47 552	7 371	17 203
3 VEGETABLE OIL RESIDUES	49 405 962	46 454 622	2 011 925	2 422 997	689 749	860 903
4 MEAT OR FISH MEAL FODDER	4 187 398	3 174 825	328 181	343 175	112 373	120 703
9 FOOD WASTE AND FEED NES
091 MARGARINE AND SHORTENING	401 447	349 385	91 527	77 573	31 449	27 010
3 PIG, POULTRY FAT RENDERED	52 251	66 843	9 896	11 485	3 395	4 098
4 MARGARINE, EDIBLE, FAT NES	349 196	282 542	81 631	66 118	28 054	22 912
098 EDIBLE PRODUCTS, PREPS NES	2 138 781	1 964 459	709 169	643 949	242 114	227 494
111 NON-ALCOHL BEVERAGES NES	3 460 525	2 851 305	164 863	141 483	56 553	50 129

1) INCL. 081.9

4 IMPORTS AND EXPORTS (SPECIAL TRADE) BY GROUPS AND SUBGROUPS OF THE SITC-REV. II
4.1 IMPORTS

GROUP / SUBGROUP	1985 DT = 100 KG	1984	1985 1 000 DM	1984	1985 1 000 \$	1984
112 ALCOHOLIC BEVERAGES	11 662 524	11 066 664	2 506 504	2 243 973	863 727	786 326
1 WINE OF FRESH GRAPES ETC	9 568 016	9 238 964	1 738 784	1 556 480	597 927	546 084
2 CIDER, PEPPY, MEAD ETC	61 504	53 190	12 037	11 121	4 108	3 951
3 BEER, ALE, STOUT, PORTER	813 309	698 099	95 582	81 884	32 877	28 868
4 DISTILLED ALCOHOLIC BEVS	1 219 695	1 076 411	660 101	594 488	228 815	207 423
121 TOBACCO UNMFACTRD, REFUSE	1 469 358	1 381 263	1 500 599	1 326 564	515 268	467 675
1 TOBACCO, NOT STRIPPED	528 540	527 656	468 683	428 558	160 652	151 709
2 TOBACCO STRIPPED	795 077	725 791	1 014 683	884 223	348 676	311 087
3 TOBACCO REFUSE	145 741	127 816	17 233	13 783	5 940	4 879
122 TOBACCO MFRS	325 695	298 438	430 233	401 504	147 850	141 096
1 CIGARS, CHERROOTS	4 931	5 627	40 456	40 727	13 896	14 330
2 CIGARETTES	53 324	48 134	118 170	104 838	40 770	36 923
3 OTHER MFD TOBACCO	267 440	244 677	271 607	255 939	93 184	89 843
211 HIDES, SKINS, UNDRESSED	969 705	934 014	373 120	321 563	127 260	113 652
1 BOVINE, EQUINE HIDES	583 350	495 999	234 355	199 559	79 884	70 554
2 CALF AND KIP SKINS	56 892	49 224	43 289	36 633	14 643	13 076
4 GOAT AND KID SKINS	4 466	3 881	7 177	7 741	2 481	2 719
6 SHEEP SKIN COMMON W WOOL	69 510	64 342	27 804	22 356	9 593	7 886
7 SHEEP SKIN WITHOUT WOOL	21 772	24 219	37 392	29 804	12 901	10 411
9 SWIN NES, WASTE, USED LTHR	233 715	292 349	23 103	25 470	7 758	9 006
212 FUR SKINS UNDRESSED	22 152	23 074	727 785	684 679	238 207	247 867
222 SEEDS FOR 'SOFT' FIXED OIL	46 145 250	35 629 230	3 961 508	3 316 240	1 353 515	1 165 846
1 GROUNDNUTS GREEN	760 620	618 466	156 282	152 986	54 758	53 086
2 SOYA BEANS, EXCL FLOUR	28 900 366	24 821 747	1 988 124	2 045 216	673 135	723 780
3 COTTON SEED, EXCL FLOUR	20	17	8	6	3	2
4 SUNFLOWER SEEDS	4 853 367	3 698 184	568 544	421 084	195 183	144 665
5 SESAME SEEDS	73 185	55 814	21 816	16 400	7 346	5 832
6 RAPE AND COLZA SEEDS	11 557 692	6 435 002	1 224 734	680 548	423 090	238 481
223 SEEDS FOR OTH FIXED OILS	4 094 279	3 367 250	420 661	413 639	144 398	145 689
1 COPRA EXCL FLOUR, MEAL	690 448	635 550	93 890	130 556	31 913	45 601
2 PALM NUTS AND KERNELS	25	100	99	2	36	1
4 LINSEED, EXCL FLOUR, MEAL	2 635 960	2 002 713	218 169	169 428	75 920	60 106
5 CASTOR OIL SEED	377 530	350 916	51 446	56 142	17 072	20 080
8 OIL SEEDS & FRUIT NES	370 875	354 317	54 102	54 186	18 455	18 739
9 OIL SEED FLOUR AND MEAL	19 441	23 654	2 955	3 325	1 002	1 162
232 NATURAL RUBBER, GUMS	2 179 648	2 047 254	546 046	599 760	185 595	212 374
233 RUBBER, SYNTHETIC, RECLAIMD	3 099 425	2 891 726	1 009 945	944 793	346 434	334 095
1 SYNTHETIC RUBBER ETC	2 744 928	2 594 269	983 698	922 777	337 440	326 362
2 RCLMD, SCRAP UNHARDND RUB	354 497	297 457	26 247	22 016	8 994	7 733
244 CORK RAW AND WASTE	70 773	61 415	11 795	11 771	3 995	4 185
245 FUEL WOOD NES, CHARCOAL	696 155	677 158	36 493	36 994	12 187	13 265
246 PULPWOOD, CHIPS, WOODWASTE	9 394 661	8 115 758	66 820	58 411	23 141	20 551
247 OTH WOOD ROUGH, SQUARED	12 524 669	13 021 052	586 550	630 452	198 644	224 327
1 SAW-, VENEER-LOGS CONIFER	3 541 368	3 918 705	71 480	91 667	24 911	32 273
2 SAW-, VENEER-LOGS NON-CON	7 669 020	7 782 925	485 491	508 430	163 457	181 424
9 PTPROPS, POLES, PILING, ETC	1 314 281	1 319 422	29 579	30 355	10 276	10 630
248 WOOD SHAPED	23 701 858	26 649 590	1 877 545	2 248 414	645 504	793 619
1 RAILWAY SLEEPERS, TIES	497 301	501 367	22 753	18 345	7 733	6 392
2 LUMBER SHAPED CONIFER	17 666 937	19 798 886	1 233 253	1 490 715	425 181	525 368
3 LUMBER SHAPED NON-CONIFER	5 537 620	6 348 337	621 539	739 354	212 590	261 859
251 PULP AND WASTE PAPER	35 606 813	34 740 723	3 753 365	3 991 366	1 271 558	1 401 668
1 WASTE PAPER	5 546 864	5 964 689	227 980	244 972	77 293	85 362
2 MECHANICAL WOOD PULP	778 052	765 884	62 461	60 965	21 165	21 270
6 CHEM WOOD PULP DISSOLVNG	1 588 972	1 267 965	281 835	218 892	96 039	77 165
7 SULPHATE WOOD PULP	25 147 145	24 396 428	2 897 002	3 193 998	980 884	1 122 354
8 SULPHITE WOOD PULP	2 190 185	1 922 962	236 657	212 644	80 105	74 364
9 OTHER CELLULOSIC PULPS	353 595	422 795	47 430	59 895	16 102	21 153
261 SILK	7 226	8 672	27 508	33 139	9 304	11 651
3 RAW SILK NOT THROWN	1 321	1 208	10 536	9 954	3 643	3 475
4 SILK WORM COCOONS, WASTE	5 905	7 464	16 972	23 185	5 661	8 176
263 COTTON	3 431 274	3 130 419	1 229 712	1 235 096	410 837	437 628

4 IMPORTS AND EXPORTS (SPECIAL TRADE) BY GROUPS AND SUBGROUPS OF THE SITC-REV. II
4.1 IMPORTS

GROUP / SUBGROUP	1985 DT * 100 KG	1984	1985 1 000 DM	1984	1985 1 000 \$	1984
1 RAW COTTON EXCL LINTERS	2 398 524	2 123 962	1 079 301	1 056 685	360 199	374 639
2 COTTON LINTERS	661 803	619 483	69 224	85 459	23 079	30 153
3 COTTON WASTE UNCOMBED	368 564	384 376	78 226	90 343	26 532	31 918
4 COTTON CARDED COMBED	2 383	2 598	2 961	2 609	1 027	918
264 JUTE, OTH TEX BAST FIBRES	52 972	74 049	7 309	8 684	2 469	3 058
265 VEG FIBRE, EXCL COTN JUTE	240 264	236 588	41 492	44 446	14 114	15 704
1 FLAX & RAMIE, TOW & WASTE	40 400	56 177	17 109	24 452	5 747	8 625
2 TRUE HEMP, TOW, WASTE	1 356	1 980	1 023	902	351	319
4 AGAVE FIBRES AND WASTE	20 170	17 636	2 682	2 325	911	823
5 MANILA FIBRE, TOW, WASTE	11 253	7 856	4 133	2 290	1 426	805
9 VEG TEXT FIBRE, WASTE, NES	167 085	153 037	16 545	14 477	5 679	5 132
266 SYNTHETIC FIBRE TO SPIN	1 267 275	1 160 558	592 955	516 191	203 228	182 853
5 DISCN SYNTH FIBRE UNCOMBED	1 078 342	1 006 826	497 123	437 462	170 484	154 971
6 CONTIN FILAMNT TOW SYNTH	72 282	67 223	33 799	31 021	11 806	10 959
7 DISCON SYNTH FIBRE COMBED	116 651	86 509	62 033	47 708	20 938	16 923
267 OTHER MAN-MADE FIBRES	893 484	777 337	261 572	217 927	90 265	76 906
1 REGENERATD FIBRE TO SPIN	478 909	366 285	192 636	146 589	66 595	51 706
2 WASTE OF MAN-MADE FIBRES	414 575	411 052	68 936	71 338	23 670	25 200
268 WOOL (EXC TOPS), ANML HAIR	913 057	931 604	931 560	988 733	312 348	349 312
1 WOOL GREASY, FLEECE-WASHED	512 545	519 401	497 685	522 794	166 380	184 263
2 WOOL DEGREASED	259 090	230 274	209 351	180 750	71 149	63 893
3 FINE HAIR UNCOMBED	18 686	27 919	69 046	79 469	23 261	28 343
5 COARSE HAIR UNCOMBED	34 921	36 705	24 084	22 388	8 214	7 887
6 WASTE OF WOOL, HAIR NES	38 610	40 756	25 236	23 632	8 499	8 327
7 WOOL OR HAIR COMBED	49 205	76 509	106 158	159 700	34 845	56 599
269 WASTE OF TEXTILE FABRICS	377 557	377 844	28 989	28 988	9 943	10 245
271 FERTILIZERS, CRUDE	19 766 979	19 656 927	273 951	256 394	93 474	90 691
1 ANIMAL, VEG FERTILZR, CRUDE	311 988	294 221	9 024	8 436	3 033	3 008
2 NATURAL SODIUM NITRATE	23 456	16 013	1 179	747	402	261
3 NATURAL PHOSPHATES NES	19 430 645	19 334 249	263 723	248 871	90 031	87 294
4 NTRL POTASSIC SALTS, CRUDE	890	12 444	25	340	8	128
273 STONE, SAND AND GRAVEL	138 433 194	164 439 701	346 228	357 331	119 403	125 657
1 BLDG, DIMENSION STONE	7 427 036	5 719 131	140 696	137 617	48 535	48 467
2 CALCAREOUS STONE	22 090 317	22 267 939	45 783	45 906	15 783	16 134
3 SAND, EXCL METAL-BEARING	28 728 641	39 939 246	48 345	51 204	16 637	18 024
4 GRAVEL, CRUSHED STONE	80 187 200	96 513 385	111 404	122 604	38 448	43 032
274 SULPHUR ETC	4 394 223	4 773 644	120 016	117 700	40 632	41 136
1 SULPHUR	2 523 802	3 280 906	100 852	103 416	34 052	36 100
2 IRON PYRITES UNROASTED	1 870 421	1 492 738	19 164	14 284	6 580	5 036
277 NATURAL ABRASIVES NES	469 361	823 794	166 490	139 668	56 107	49 360
1 INDUSTRIAL DIAMONDS	-	-	38 264	33 124	12 991	11 680
2 OTHER NATURAL ABRASIVES	469 361	823 794	128 226	106 544	43 116	37 680
278 OTHER CRUDE MINERALS	71 037 456	72 724 118	1 386 099	1 343 825	476 746	473 465
2 REFRACTORY MINERALS NES	20 905 884	21 867 383	657 380	619 514	226 006	217 942
3 SALT	6 881 272	6 401 437	51 313	46 643	17 706	16 372
4 ASBESTOS CRDE, SMPLY WRKD	631 714	744 315	72 492	100 963	24 766	35 952
5 QUARTZ, MICA, FELSPAR, ETC	4 110 546	3 604 217	137 627	98 950	47 521	34 955
6 SLAG, SCALINGS, DROSS, ETC	15 328 618	17 694 418	58 516	56 418	20 129	19 864
9 MINERALS CRUDE NES	23 179 422	22 412 348	408 771	421 337	140 618	148 380
281 IRON ORE, CONCENTRATES	450 836 354	426 572 412	3 284 048	2 931 969	1 123 568	1 030 913
4 ROASTED IRON PYRITES	764 012	890 735	1 968	2 503	677	885
5 IRON ORE CONC NOT AGGLOM	300 267 811	336 916 472	2 142 895	2 270 076	734 685	799 160
6 IRON ORE AGGLOMERATES	149 804 531	88 765 205	1 139 185	659 390	388 206	230 868
282 IRON AND STEEL SCRAP	16 108 395	17 547 869	562 231	558 956	190 594	196 417
286 URANIUM, THORIUM ORE, CONC	-	65	-	9	-	3
287 BASE METAL ORES, CONC NES	74 468 661	75 555 480	2 732 042	2 879 467	936 461	1 010 542
1 CPR ORE ETC INC CEMNT CP	5 561 666	5 532 558	613 621	658 830	212 358	231 121
2 NICKEL ORES, CONCENTRATES	128 073	123 130	163 515	143 966	56 184	50 999
3 ALUMINIUM ORES, ALUMINA	46 954 005	47 539 326	816 619	832 109	277 613	292 387
4 LEAD ORES, CONCENTRATES	2 364 900	2 067 234	170 926	165 663	58 939	57 986
5 ZINC ORES, CONCENTRATES	5 927 085	5 943 521	418 163	467 538	144 052	163 395
6 TIN ORES, CONCENTRATES	23 506	13 648	21 312	13 180	7 608	4 553
7 MANGANESE ORE, CONCENTRATE	3 777 948	5 358 430	37 870	61 248	12 827	21 716
9 NONFER ORE, CONCENTRATE NES	9 733 478	8 977 633	490 016	536 933	166 880	188 385

4 IMPORTS AND EXPORTS (SPECIAL TRADE) BY GROUPS AND SUBGROUPS OF THE SITC-REV. 11
4.1 IMPORTS

GROUP / SUBGROUP	1985 DT = 100 KG	1984	1985 1 000 DM	1984	1985 1 000 \$	1984
288 NONFERR METAL SCRAP NES	10 576 222	9 514 943	2 174 349	1 957 084	743 554	688 489
1 METALIFEROUS NONFER WSTE	5 113 730	4 334 331	735 267	632 500	251 555	221 431
2 OTH NONFER MTL SCRAP NES	5 462 492	5 180 612	1 439 082	1 324 584	492 009	467 058
289 PREC METAL ORE,WASTE NES	157 072	114 546	483 966	417 767	163 610	147 167
291 CRUDE ANIMAL MTRIALS NES	2 871 767	2 408 827	762 255	717 040	261 797	251 991
1 BONES,IVORY,HORNS,ETC	512 965	394 718	36 254	29 049	12 530	10 183
9 OTH ANIMAL MATERIALS NES	2 358 802	2 014 109	726 001	687 991	249 267	241 808
292 CRUDE VEG MATERIALS NES	5 691 747	5 242 410	3 096 696	2 995 678	1 055 601	1 058 998
2 NAT GUMS,RESINS,LACS,ETC	109 456	87 631	81 106	53 112	27 511	18 697
3 VEG PLAITING MATERIALS	126 372	127 952	24 317	24 558	8 288	8 657
4 VEG USED IN PHARMACY ETC	345 320	311 090	181 067	138 882	61 921	48 544
5 SEEDS,ETC FOR PLANTING	833 187	519 853	217 977	187 250	74 048	66 069
6 LIVE PLANTS,BULBS,ETC	2 117 664	2 060 098	881 446	825 373	300 996	291 619
7 CUT FLOWERS,FOLIAGE	1 839 992	1 831 253	1 529 207	1 612 874	520 766	570 854
9 OTH CRUDE VEG MATERIALS	319 786	304 533	181 576	153 629	62 071	54 558
322 COAL,LIGNITE,PEAT	124 157 998	115 464 928	1 615 726	1 331 842	556 725	468 345
1 ANTHRACITE,NOT AGGLOMRD	328 992	284 730	11 427	6 989	3 812	2 497
2 OTH COAL,NOT AGGLOMERATD	98 279 223	88 184 287	1 448 604	1 167 539	499 660	410 306
3 LIGNITE,NOT AGGLOMERATED	24 523 214	26 035 896	142 793	145 955	48 503	51 512
4 PEAT,NOT AGGLOMERATED	1 026 569	960 015	12 902	11 359	4 370	4 030
323 BRIQUETS,COKE,SEMI-COKE	8 514 597	7 822 867	232 943	173 026	80 359	60 834
1 BRIQUETTES,OVOIDS ETC	198 738	116 134	3 971	1 909	1 373	671
2 COKE,SEMI-COKE,RTRT CRBN	8 316 859	7 706 733	228 972	171 117	78 986	60 163
333 CRUDE PETROLEUM	641 930 861	669 336 412	39 918 313	41 663 020	13 507 489	14 686 550
334 PETROLEUM PRODUCTS,REFIN	419 985 175	377 938 006	28 945 710	25 821 919	9 926 147	9 082 021
1 GASOLINE,OTH LIGHT OILS	113 548 864	110 769 199	8 697 102	8 271 729	2 962 667	2 910 755
2 KEROSENE,OTH MEDIUM OILS	17 853 867	17 247 297	1 415 301	1 328 720	486 388	466 379
3 GAS OILS	195 407 766	159 301 227	13 616 049	10 903 360	4 716 893	3 834 347
4 FUEL OILS,NES	89 734 967	87 006 889	4 673 485	4 811 167	1 575 406	1 491 154
5 LUBS PETROLEUM OILS NES	3 439 711	3 613 394	543 773	506 943	184 793	179 386
335 RESIDUAL PETRLM PROD NES	37 180 018	36 197 232	2 092 963	1 908 081	716 395	669 942
1 MINERAL JELLY,WAX	1 994 080	1 994 535	189 525	176 799	64 677	61 870
2 MINERAL TARS AND PRODCTS	18 736 701	16 816 789	1 357 058	1 179 901	464 430	414 406
3 MIN TAR PITCH,PITCH COKE	1 092 019	871 665	55 383	48 019	19 086	16 935
4 PETROLM BITUMEN,COKE NES	15 357 218	16 514 243	480 997	503 362	168 202	176 731
341 GAS NATURAL AND MANUFCTD	356 353 291	356 194 569	18 010 432	16 387 342	6 133 765	5 807 216
3 PETROLM GASES,LIQUEFIED	8 340 669	6 399 591	640 518	469 253	219 168	164 855
4 PETROLM GASES,GASEOUS	348 012 422	349 794 978	17 369 914	15 918 089	5 914 597	5 642 361
5 COAL GAS,WATER GAS ETC						
351 ELECTRIC ENERGY, MWH	13 905 628	13 233 363	1 365 781	1 248 666	467 928	438 844
411 ANIMAL OILS AND FATS	4 964 485	4 498 232	549 927	526 247	187 833	184 173
1 OILS OF FISH,WHALES ETC	2 781 030	2 425 817	244 206	247 779	84 204	86 004
3 ANML OIL,FAT,GREASE NES	2 203 455	2 072 415	305 721	278 468	103 629	98 169
423 FIXED VEG OILS,SOFT	3 144 523	3 513 025	654 726	763 425	222 325	268 528
2 SOYA BEAN OIL	1 202 170	1 691 120	225 468	342 749	76 065	120 613
3 COTTON SEED OIL	57 943	84 353	13 531	17 561	4 371	6 648
4 GROUNDNUT,PEANUT OIL	198 142	218 393	84 522	61 268	18 645	21 399
5 OLIVE OIL	57 769	41 384	31 230	22 839	10 827	7 964
6 SUNFLOWER SEED OIL	1 038 313	961 214	214 690	216 727	74 215	76 080
9 OTH FIXED VEG OILS,SOFT	590 186	516 561	115 285	101 891	38 198	35 824
424 FIXED VEG OIL NONSOFT	4 439 581	4 273 705	926 896	1 109 864	312 634	390 743
1 LINSEED OIL	134 884	225 635	26 265	35 392	6 605	12 413
2 PALM OIL	1 540 450	1 367 948	276 056	281 101	94 071	98 556
3 COCONUT(COPRA)OIL	1 390 670	1 152 032	301 091	337 961	102 666	120 635
4 PALM KERNEL OIL	867 698	865 624	190 010	264 878	62 629	92 027
5 CASTOR OIL	80 040	107 022	20 579	40 345	6 770	14 142
9 FIXED VEGETABLE OILS NES	425 839	555 444	112 895	150 187	37 893	52 970
431 PROCESD ANML VEG OIL,ETC	3 741 184	3 234 929	623 132	555 251	210 883	194 340
1 PROCESD ANML,VEG OIL NES	23 787	35 188	7 398	10 109	2 534	3 639
2 HYDROGENATED OIL,FAT	1 035 666	750 790	204 266	164 200	69 827	57 112
3 FATTY ACIDS ETC,RESIDUES	2 657 498	2 424 985	393 314	364 009	132 364	127 636
4 ANIMAL,VEGETABLE WAXES	24 233	23 966	18 154	16 933	6 156	5 953
511 HYDROCARBONS NES,DERIVS	23 849 626	22 299 542	3 083 742	2 816 428	1 066 272	997 747

4 IMPORTS AND EXPORTS (SPECIAL TRADE) BY GROUPS AND SUBGROUPS OF THE SITC-REV. 11
4.1 IMPORTS

GROUP / SUBGROUP	1985 DT * 100 KG	1984	1985 1 000 DM	1984	1985 1 000 \$	1984
1 ACYCLIC HYDROCARBONS	10 607 647	8 261 538	1 303 719	943 465	457 600	333 540
2 CYCLIC HYDROCARBONS	8 698 431	9 555 817	1 188 634	307 785	406 120	464 809
3 HALOG DERIV OF HYDROCARB	3 986 352	3 804 052	497 953	459 951	170 763	162 342
4 HYDROCARB DERIV NONHALOG	556 196	678 135	93 436	105 227	31 789	37 056
512 ALCOHOLS, PHENOLS, ETC	15 033 503	14 818 545	1 450 651	1 416 158	494 592	499 282
1 ACYCLIC ALCOHOLS, DERIVS	14 134 278	13 908 896	1 119 696	1 103 996	381 830	388 921
2 CYCLIC ALCOHOLS, DERIVS	31 192	25 013	49 396	44 281	16 708	15 631
3 PHENOLS, PHEN ALCS, DERIVS	868 033	884 636	281 559	267 881	96 054	94 730
513 ORGANIC ACIDS, ETC	6 056 057	5 645 558	1 513 233	1 363 666	516 385	481 190
7 MONOACIDS AND DERIVS	2 777 194	2 557 139	694 706	608 174	236 769	214 394
8 POLYACIDS AND DERIVS	2 811 106	2 620 569	579 094	528 236	198 010	186 444
9 OXY-FUNCT ACIDS, DERIVS	469 757	467 850	239 433	227 256	81 606	80 352
514 NITROGEN-FUNCTN COMPOUNDS	4 824 503	4 424 021	2 854 688	2 432 478	978 071	857 881
5 AMINE-FUNCTION COMPOUNDS	1 968 057	1 913 294	759 100	706 267	258 773	249 715
6 OXYGEN-FUNCT AMINO-CMPNDS	527 139	562 458	1 291 839	1 042 888	444 205	367 575
7 AMIDE-FUNCT CMPD, EXC UREA	171 174	149 321	125 734	118 390	43 052	41 696
8 OTH NITROGEN FUNCT CMPDS	2 158 133	1 798 948	678 015	564 933	232 037	198 895
515 ORG-INORG COMPOUNDS ETC	1 742 823	1 642 032	1 844 598	1 535 525	627 610	541 357
4 ORGANO-SULPHUR COMPOUNDS	305 670	297 401	218 012	183 921	74 082	64 910
5 OTHR ORG-INORG COMPOUNDS	131 779	125 706	97 894	89 947	33 547	31 788
6 HETEROCYCLIC CMPDS ETC	1 274 163	1 189 827	1 459 126	1 202 865	496 440	423 948
7 SULPHONAMIDES, ETC	31 211	29 098	69 566	58 792	23 541	20 741
516 OTHER ORGANIC CHEMICALS	3 778 857	3 885 675	988 431	938 340	337 014	332 011
1 ETHERS, EPOXIDES, ACETALS	1 750 083	1 968 757	353 370	374 003	121 153	132 600
2 ALDEHYDE ETC FUNCT CMPNDS	1 859 747	1 759 251	423 516	373 585	144 120	132 028
3 INORGANIC ESTERS, ETC	81 367	80 135	53 837	42 029	18 146	14 993
9 OTHER ORGANIC CHEMICALS	87 660	77 532	157 708	148 723	53 595	52 390
522 INORG ELEMENTS, OXIDES, ETC	17 531 388	16 672 228	1 707 853	1 477 282	580 470	520 591
1 CHEMICAL ELEMENTS	2 799 084	2 627 732	675 870	588 421	229 834	208 018
2 INORGANIC ACIDS ETC	7 480 426	7 704 943	365 123	335 669	123 857	118 050
3 HALGN, SULPHR CMPD NONMET	186 141	155 411	26 423	21 282	9 236	7 556
4 ZINC, IRON, LEAD ETC OXIDE	806 765	779 871	213 760	189 356	72 224	66 720
5 INORGANIC BASES ETC NES	6 258 972	5 404 271	426 677	342 554	145 319	120 247
523 OTHR INORGANIC CHEMICALS	9 593 708	8 728 937	1 012 348	925 440	346 031	327 584
1 METAL CMPD OF INORG ACID	2 959 775	2 755 622	225 270	205 843	77 004	72 639
2 CONTINUATION OF 5231	4 998 175	4 171 686	465 055	377 552	159 045	132 817
3 METALLIC ACID SALTS ETC	88 611	103 670	114 513	141 055	38 980	49 849
9 INORG CHEM PRODUCTS NES	1 547 147	1 697 959	207 510	204 990	71 002	72 279
524 RADIOACTIVE ETC MATERIAL	47 676	41 782	2 977 683	2 732 269	1 023 536	962 028
1 RADIOACTIVE ELEMENTS ETC	29 078	30 906	2 913 122	2 682 200	1 001 539	944 305
9 OTH RADIOACTIVE ETC MTLs	18 598	10 876	64 561	50 069	21 997	17 723
531 SYNT DYE, NAT INDGO, LAKES	274 401	263 280	537 883	513 413	184 153	181 372
1 SYNTH ORGANIC DYESTUFFS	213 701	197 252	448 210	418 303	153 271	147 733
2 SYNTH LUMIN, INDGO, LAKES	60 700	66 028	89 673	95 110	30 882	33 639
532 DYES NES, TANNING PRODS	81 961	83 603	35 318	32 243	11 954	11 362
2 DYE, TANN EXTRACTS, TANNINS	58 807	59 879	29 758	27 284	10 089	9 609
3 SYNTHETIC TANNING PRODS	23 154	23 724	5 560	4 959	1 865	1 753
533 PIGMENTS, PAINTS, ETC	2 397 050	2 338 878	1 070 963	947 938	365 943	334 202
1 COLOURING MATERIAL NES	912 098	829 264	339 746	275 186	116 085	96 827
2 PRINTING INKS	87 934	80 898	71 571	63 982	24 458	22 565
4 VARNISH, DISTEMPER, ETC	648 904	616 088	397 482	360 950	135 670	127 446
5 GLAZES, DRIERS, PUTTY ETC	748 114	812 628	262 164	247 820	89 730	87 364
541 MEDICINAL ETC PRODUCTS	590 200	532 767	3 991 524	3 474 839	1 361 395	1 224 511
1 VITAMINS, PROVITAMINS	69 338	61 476	255 568	212 677	86 593	74 989
3 ANTIBIOTICS	31 788	27 436	493 105	484 786	164 656	170 390
4 VEG ALKALOIDS AND DERIVS	9 333	9 354	169 558	191 510	57 331	68 034
5 HORMONES	573	592	99 500	86 173	33 534	30 231
6 GLYCOSIDES, GLANDS, SERA	18 671	14 236	386 479	282 017	131 433	99 261
7 MEDICAMENTS	367 553	341 057	2 299 983	1 974 760	790 093	696 187
9 PHARMACEUTICAL GOODS	92 944	78 616	287 331	242 916	97 755	85 419
551 ESSENTL OIL, PERFUME, ETC	176 103	161 106	392 587	368 249	133 380	130 802
3 ESSENTIAL OILS ETC	56 259	55 834	111 565	110 609	37 685	39 275
4 MIXED PERFUME SUBSTANCES	119 844	105 272	281 022	257 640	95 695	91 527
553 PERFUMERY, COSMETICS, ETC	527 128	513 679	888 379	780 273	304 587	274 887
554 SOAPS, CLEANING ETC PREPS	2 043 007	2 272 672	524 954	572 123	179 487	202 253

4 IMPORTS AND EXPORTS (SPECIAL TRADE) BY GROUPS AND SUBGROUPS OF THE SITC-REV. 11
4.1 IMPORTS

GROUP / SUBGROUP	1985 DT * 100 KG	1984	1985 1 000 DM	1984	1985 1 000 \$	1984
1 SOAPS	118 559	100 922	59 603	58 352	20 694	20 607
2 WASHING PREPARATIONS ETC	1 627 734	1 798 457	395 544	442 677	134 944	156 540
3 POLISHES ETC	296 714	373 293	69 807	71 094	23 849	25 106
562 FERTILIZERS MANUFACTURED	41 402 006	45 891 061	1 378 380	1 407 342	475 240	495 021
1 CHEM NITROGENOUS FERTILZR	18 918 998	21 684 129	605 911	634 772	210 665	221 942
2 CHEM PHOSPHATIC FERTILZR	7 107 639	8 206 307	121 518	143 266	41 407	50 687
3 CHEM POTASSIC FERTILIZER	760 407	801 491	20 857	21 108	7 200	7 405
9 FERTILIZERS NES	14 614 962	15 199 134	630 094	608 196	215 968	214 987
572 EXPLOSIVES, PYROTECH PROD	120 004	119 074	132 870	116 256	45 685	40 479
1 PREPARED EXPLOSIVES	55 358	52 989	80 880	69 540	27 500	24 382
2 FUSES, PRIMERS, DETONATORS	1 908	1 965	8 681	8 853	2 958	3 136
3 PYROTECHNIC PRODUCTS	62 738	64 120	43 309	37 863	15 227	12 961
582 PROD OF CONDENSATION ETC	7 973 546	7 415 028	3 352 640	2 873 889	1 147 972	1 013 451
1 PHENOLPLASTS	346 248	335 149	119 204	107 548	40 789	37 893
2 AMINOPLASTS	2 458 227	2 541 432	233 850	229 180	79 782	80 953
3 ALKYDS, OTHER POLYESTERS	1 483 309	1 175 297	1 051 302	795 205	360 582	280 539
4 POLYAMIDES	1 521 214	1 373 878	822 492	705 812	282 115	249 004
5 POLYURETHANES	444 172	374 501	259 192	209 192	86 848	73 674
6 EPOXIDE RESINS	328 347	327 866	225 117	210 592	76 352	74 204
7 SILICONES	170 967	178 025	175 284	168 852	59 954	59 548
8 ION EXCH, CONDENS ETC TYPE	1 030	252	1 004	321	357	116
9 OTH CONDENSATION ETC PROD	1 220 032	1 108 626	465 195	447 187	159 193	157 520
583 PROD OF POLYMERIZING ETC	24 133 562	22 393 630	6 534 300	6 140 029	2 237 207	2 170 369
1 POLYETHYLENE	9 518 397	8 875 517	2 070 627	2 026 503	711 329	717 966
2 POLYPROPYLENE	2 931 863	2 538 498	750 118	663 190	255 840	234 305
3 POLYSTYRENE, ITS COPOLYMR	4 198 814	3 837 317	1 227 647	1 116 074	419 378	394 125
4 POLYVINYL CHLORIDE	4 864 406	4 554 954	1 152 814	1 105 836	394 509	392 024
5 VINYL CHLOR, ACET COPOLYM	64 584	60 204	24 881	22 097	8 383	7 765
6 ACRYLIC POLYMERS ETC	657 528	614 935	302 058	274 725	103 243	97 050
7 POLYVINYL ACETATE	272 839	288 011	65 057	64 179	22 220	22 539
8 ION EXCH, POLYMR ETC TYPE	49 001	54 006	25 579	24 748	8 760	8 676
9 OTH POLYMERIZATION ETC PROD	1 576 130	1 570 188	915 519	838 677	313 545	295 919
584 CELLULOSE DERIVATIVES ETC	523 077	529 070	366 462	358 291	124 761	126 311
1 REGENERATED CELLULOSE	118 698	135 870	114 860	125 936	38 963	44 331
2 CELLULOSE NITRATES	23 352	22 400	14 793	12 463	5 068	4 375
3 CELLULOSE ACETATES	213 913	204 556	124 781	114 784	42 623	40 491
9 OTH CELL DERIV, VULC FBR	167 114	166 244	112 028	105 108	38 107	37 114
585 PLASTIC MATERIALS NES	619 977	651 512	259 159	234 178	88 213	82 531
1 MODIFIED NATL RESINS ETC	67 498	56 967	26 492	23 362	8 996	8 278
2 OTH ART PLASTIC MTLs NES	552 479	594 545	232 667	210 816	79 217	74 253
591 PESTICIDES, DISINFECTANTS	534 662	502 778	671 141	558 274	226 341	198 617
1 INSECTICIDES, RETAIL ETC	58 917	66 766	76 575	80 371	25 325	28 938
2 FUNGICIDES, RETAIL ETC	147 712	136 402	239 350	155 397	80 497	55 682
3 HERBICIDES, RETAIL ETC	225 912	207 173	257 166	243 301	87 356	85 941
4 DISINFECTANTS ETC, RETAIL	102 121	92 437	98 050	79 205	33 159	28 056
592 STARCH, INULIN, GLUTEN, ETC	2 011 931	1 740 217	518 979	414 984	178 148	146 331
1 STARCHES, INULIN, GLUTEN	1 094 721	907 175	104 540	81 789	35 837	28 841
2 ALBUMINOIDAL SUBST, GLUES	917 210	833 042	414 439	333 195	142 311	117 490
598 MISC CHEMICAL PRODS NES	17 534 093	15 171 394	3 170 805	2 648 445	1 083 863	931 839
1 CHEMICALS FROM WOOD, RESIN	1 165 107	1 199 142	151 564	147 535	51 685	51 903
2 ANTI-KNOCK PREPS, ETC	1 228 695	874 482	351 434	299 185	119 398	105 512
3 ORGANIC CHEM PRODS NES	529 892	493 379	157 813	140 440	54 065	49 414
9 CHEM PRODS AND PREPS NES	14 610 399	12 604 391	2 509 994	2 061 285	858 711	725 010
601 INDUSTRIAL PLANT, CHAP 62	-	-	-	-	-	-
602 INDUSTRIAL PLANT, CHAP 68	-	-	-	-	-	-
603 INDUSTRIAL PLANT, CHAP 69	-	-	-	-	-	-
604 INDUSTRIAL PLANT, CHAP 70	-	-	-	-	-	-
605 INDUSTRIAL PLANT, CHAP 73	-	-	-	-	-	-
606 INDUSTRIAL PLANT, CHAP 76	-	-	-	-	-	-
607 INDUSTRIAL PLANT, CHAP 82	-	-	-	-	-	-
611 LEATHER	340 870	340 923	1 645 844	1 590 346	560 754	561 926

4 IMPORTS AND EXPORTS (SPECIAL TRADE) BY GROUPS AND SUBGROUPS OF THE SITC-REV. II
4.1 IMPORTS

GROUP / SUBGROUP	1985 DT = 100 KG	1984	1985 1 000 DM	1984	1985 1 000 \$	1984
2 LEATHER ARTIFIC, RECONST	2 325	4 175	877	1 375	302	493
3 CALF LEATHER	35 148	35 665	287 120	275 841	96 745	97 828
4 LEATHR BOVINE NES, EQUINE	236 370	230 317	792 815	747 555	271 270	264 192
5 LEATHER FROM SHEEP, LAMBS	33 847	35 546	311 054	302 078	105 734	106 525
6 LEATHER NES	27 186	29 233	223 028	235 410	76 136	82 893
8 LEATHER SPECIALLY FINSHD	5 994	5 987	30 950	28 087	10 567	9 995
612 LEATHER ETC MANUFACTURES	160 282	147 622	525 440	440 387	180 846	154 807
1 LEATHER BELTING ETC	695	634	3 756	3 918	1 284	1 384
2 HARNESS-MAKERS GOODS	5 974	6 047	18 954	18 177	6 480	6 378
3 PREPD PARTS OF FOOTWEAR	135 449	125 611	477 198	393 838	164 433	138 490
9 LEATHER MANUFACTURES NES	18 164	15 330	25 532	24 454	8 649	8 555
613 FUR SKINS TANNED, DRESSED	30 956	30 436	304 070	304 066	104 399	107 895
621 MATERIALS OF RUBBER	1 068 518	947 839	670 793	566 954	230 338	200 008
625 RUBBER TYRES, TUBES	3 466 481	3 187 315	2 319 373	2 048 068	794 815	721 377
1 TYRES NEW FOR MOTOR CARS	1 391 415	1 287 206	1 190 153	1 075 330	408 797	378 961
2 TYRES, NEW, BUS OR LORRY	887 891	748 067	625 411	510 767	214 060	179 113
3 TYRES NEW FOR AIRCRAFT	5 732	6 188	9 589	8 492	3 266	3 002
4 TYRES, NEW, MTR OR BICYCLE	85 665	86 373	74 263	67 952	24 977	24 371
9 OTH TYRES, TYRE CASES, ETC	1 095 776	1 057 481	419 957	385 527	143 720	135 930
628 RUBBER ARTICLES NES	449 593	407 372	776 673	697 796	265 751	246 115
1 HYGIENIC UNHNDMD RUBBER	20 927	16 755	38 998	31 816	13 441	11 232
2 RUBBER BELTING	94 786	80 708	145 071	120 186	49 531	45 188
9 OTH RUBBER ARTICLES NES	333 880	309 909	592 604	537 794	202 779	189 695
633 CORK MANUFACTURES	119 994	130 026	89 220	104 248	30 312	37 033
634 VENEERS, PLYWOOD, ETC	9 686 189	10 083 159	1 235 946	1 357 898	420 117	481 407
1 VENEER SHEETS	762 882	855 086	374 158	420 847	127 357	148 681
2 PLYWOOD OF WOOD SHEETS	1 979 319	2 328 979	341 717	421 439	115 275	150 536
3 IMPROVED, RECONSTIT WOOD	6 290 854	6 184 770	341 139	323 521	116 627	114 240
4 WOOD-BASED PANELS NES	529 975	589 660	124 374	124 332	42 400	43 995
9 WOOD SIMPLY SHAPED NES	123 159	124 664	54 558	67 759	18 458	23 955
635 WOOD MANUFACTURES NES	3 814 726	4 074 749	896 603	1 018 229	307 574	358 955
1 BOXES, CASES, CRATES	134 361	99 559	23 402	18 704	8 036	6 585
2 COOPRAGE PROD, INC STAVES	14 541	10 857	3 143	3 331	1 097	1 181
3 BUILDERS WOODWK, PREFABS	1 256 923	1 643 252	443 781	563 895	152 251	198 832
4 WOOD MFRS, DOMESTIC ETC	196 901	209 092	189 329	197 881	65 207	69 464
9 OTHER WOOD MANUFACTURES	2 210 000	2 111 989	236 948	234 418	80 983	82 893
641 PAPER AND PAPERBOARD	44 759 071	45 736 526	7 189 641	6 856 293	2 455 327	2 418 500
1 NEWSPRINT	8 594 167	8 693 507	1 013 142	956 000	347 615	337 129
2 PRINTG, WRITING PAPER NES	13 262 601	13 746 325	2 544 769	2 462 638	869 167	868 469
3 KRAFT PAPER, PAPERBOARD	7 778 971	8 871 995	1 047 083	1 106 821	358 204	390 312
5 PAPER, PAPERBD, BULK NES	7 822 459	7 238 510	1 065 262	947 583	362 849	334 174
6 FIBREBOARD OF WOOD ETC	1 458 417	1 582 692	111 541	118 291	37 974	41 876
7 CORRUGATED PAPER ETC BLK	787 383	758 632	153 199	139 170	52 441	49 113
8 COATED ETC PAPER NES, BLK	4 589 966	4 392 402	1 151 049	1 025 379	391 645	361 884
9 CONVERTED PAPER ETC NES	465 107	452 463	103 596	100 411	35 432	35 543
642 ARTICLES OF PAPER ETC	4 786 733	4 609 575	1 473 103	1 354 133	504 216	477 377
1 PAPER ETC CONTAINERS	1 266 560	1 142 370	341 125	295 179	116 689	104 053
2 CORRESPONDENCE STATIONRY	51 289	44 198	26 463	22 915	9 049	8 063
3 EXERCISE BOOKS ETC	135 735	141 319	85 684	82 032	29 533	28 829
4 PAPER ETC CT TO SIZE NES	2 075 595	1 989 001	557 653	499 288	190 828	175 861
8 PAPER ETC ARTICLES NES	1 257 554	1 292 687	462 178	454 719	158 117	160 571
651 TEXTILE YARN AND THREAD	4 285 991	4 146 621	4 688 571	4 346 455	1 598 775	1 533 523
1 SILK YARN AND THREAD	4 302	6 910	43 444	56 618	14 655	19 965
2 WOOL, HAIR YARN, INCL TOPS	373 944	337 736	856 165	791 834	292 886	279 365
3 COTTON YARN	1 397 951	1 468 193	1 409 964	1 444 996	476 596	509 925
4 SYN FIB YRN, BULK, MONOFIL	1 188 625	1 129 994	1 241 277	1 121 594	424 320	395 888
5 YARN OF 6514 AT RETAIL	61 316	45 770	109 619	86 548	37 749	30 522
6 DISCON SYN FIB BLEND YRN	187 973	157 862	296 644	234 163	102 193	82 420
7 REGEN FIBRE YARN, MONOFIL	374 875	320 579	375 275	299 299	129 309	105 843
8 YARN OF 6517 AT RETAIL	15 612	9 291	42 494	23 346	14 452	8 169
9 TEXTILE FIBRE YARN NES	681 391	670 286	313 689	288 057	106 615	101 426
652 COTTON FABRICS, WOVEN	866 704	888 502	1 624 673	1 575 974	555 067	555 242
1 GREY WOVEN COTTON FABRIC	437 853	446 005	526 871	506 517	176 903	178 825
2 WOVEN COTTON BLCHD, ETC	430 851	442 497	1 097 802	1 069 457	378 164	376 417
653 WOVN MAN-MADE FIB FABRIC	834 573	603 821	1 896 088	1 412 505	656 145	497 962
1 CONT SYNT WEAVES NONPILE	190 033	162 305	473 135	375 768	163 711	132 706
2 DISC SYN TXTL FABRIC NES	69 830	56 635	188 573	147 589	64 868	52 181
4 DISC SYN BLEND FABRC NES	264 428	224 334	632 831	486 155	217 121	171 139

4 IMPORTS AND EXPORTS (SPECIAL TRADE) BY GROUPS AND SUBGROUPS OF THE SITC-REV. 11
4.1 IMPORTS

GROUP / SUBGROUP	1985 DT * 100 KG	1984	1985 1 000 DM	1984	1985 1 000 \$	1984
5 CONT REGN WEAVES NONPILE	71 113	66 197	168 396	119 519	59 490	42 036
6 DISC REGN TXTL FABRC NES	112 119	71 418	165 306	94 502	57 468	33 286
8 DISC REG BLEND FABRC NES	81 914	53 547	173 383	93 898	61 173	33 047
9 MAN-MADE PILE ETC FABRIC	45 136	49 385	94 464	95 074	32 314	33 597
654 OTH WOVEN TEXTILE FABRIC	489 778	471 512	1 475 091	1 283 231	501 466	453 397
1 SILK FABRICS WOVEN	11 797	11 041	193 707	161 100	66 640	56 668
2 WOVEN WOOL,HAIR NONPILE	115 892	113 307	592 022	538 992	200 866	191 273
3 WOVN WOOL ETC FABRIC NES	125 291	106 760	381 235	301 322	128 430	106 888
4 WOVEN FLAX,RAMIE FABRICS	18 589	18 509	93 086	80 371	32 692	27 709
5 WEAVES OF FIBRES OF 2640	45 921	47 430	23 676	22 387	8 128	7 944
6 GLASS FIBRE FABRIC	169 952	171 691	185 638	173 059	62 757	60 799
9 WOVEN FABRICS NES	2 336	2 774	5 727	6 000	1 953	2 116
655 KNIT ETC FABRICS	256 671	273 496	557 505	585 116	192 389	206 211
1 KNIT ETC SYNTH FAB NONEL	153 843	172 787	337 582	345 617	116 191	121 961
2 OTHER KNIT ETC FAB NONEL	97 566	94 406	205 258	222 783	71 141	78 392
3 KNIT ETC FABRIC,ELASTIC	5 262	6 303	14 668	16 716	5 057	5 858
656 LACE,RIBBONS,TULLE,ETC	81 471	82 003	302 511	289 694	103 581	101 990
657 SPECIAL TEXTILE ETC PROD	1 160 038	1 139 152	1 294 368	1 246 734	441 718	442 376
1 FELT AND ARTICLES NES	95 460	84 159	58 797	50 460	20 235	17 805
2 BONDED FIBRE TEXTLS-NES	341 050	363 747	420 533	451 500	143 668	160 138
3 COATED ETC TEXTILES NES	249 682	246 660	364 040	347 746	131 292	122 895
4 ELASTIC FAB ETC NOT KNIT	6 323	8 101	12 182	13 735	4 162	4 856
5 CORDAGE AND MANUFACTURES	357 155	336 370	124 806	123 148	41 752	44 240
6 HAT BODIES	544	1 255	4 443	8 195	1 509	2 898
7 TEXTILES FOR MACHINERY	101 072	90 241	268 489	234 188	91 928	82 564
9 SPECL TEXTILE PRODS NES	8 752	8 619	21 078	19 762	7 172	6 980
658 TEXTILE ARTICLES NES	706 101	719 990	991 373	1 028 115	337 405	363 205
1 BAGS,SACKS OF TEXTILES	200 476	182 079	75 457	63 580	25 684	22 298
2 MADE-UP CANVAS GOODS	72 549	81 511	113 435	118 896	37 106	43 033
3 BLANKETS ETC NON ELECTRC	36 875	36 828	41 126	43 690	14 331	15 183
4 LINENS ETC	287 882	319 312	551 197	607 949	188 513	214 387
9 OTH TEXTILE ARTICLES NES	108 319	100 260	210 158	194 000	71 771	68 304
659 FLOOR COVERINGS ETC	2 034 397	2 108 952	2 142 350	2 319 260	732 936	817 744
1 LINOLEUM ETC	46 916	40 592	18 672	13 393	6 398	4 697
2 CARPETS ETC KNOTTED	186 435	209 702	965 640	1 137 116	330 288	400 709
3 KELEM,SCHUMACKS ETC RUGS	6 554	11 604	13 714	21 983	4 704	7 803
4 WOOL CARPETS ETC NES	262 715	276 368	263 152	263 840	90 111	93 165
5 MAN-MADE TXTL CARPTS NES	1 241 242	1 277 613	735 901	741 262	251 806	261 238
6 OTH TXTL CARPETS ETC NES	247 365	238 260	131 131	123 158	44 896	43 511
7 PLAITS & PLAITED PRODS	41 070	54 813	14 140	18 508	4 733	6 621
661 CEMENT ETC BUILDING PROD	25 954 771	27 328 968	847 904	876 636	292 665	308 009
1 LIME	3 563 928	3 322 552	40 956	37 114	14 150	13 082
2 CEMENT	12 712 204	13 894 993	159 317	165 967	55 194	58 284
3 BUILDING STONE ETC WORKD	8 294 648	8 588 235	526 271	547 145	181 553	192 272
8 MWRL BLDG PRD UNFIRD NES	1 383 991	1 523 188	121 360	126 410	41 768	44 371
662 CLAY,REFRACTORY BLDG PRD	17 063 923	20 621 626	1 103 040	1 242 484	377 569	440 350
3 REFRACTORY BUILDING PROD	2 066 081	1 765 209	231 131	198 793	79 376	70 210
4 BRICK ETC NONREFRACTORY	14 997 842	18 856 417	871 909	1 043 691	298 193	370 140
663 OTH NONMETAL MINERAL MFS	9 975 251	11 403 438	1 244 196	1 185 200	426 301	417 682
1 GRINDING STONES ETC	99 806	96 696	190 331	167 183	65 110	58 932
2 ABRASIVE CLOTHS ETC	116 896	110 845	133 318	118 703	45 584	41 924
3 MINRL MFS NES NONCERAMIC	7 304 900	8 602 917	372 259	387 153	127 786	136 485
5 MINRL INSULATNG PROD NES	1 953 777	2 059 503	199 558	193 430	68 542	68 122
7 REFRACTORY WARE NONBLDG	81 093	84 010	58 310	57 671	19 997	20 239
8 ASBESTOS,FRICTION PRODS	149 494	142 567	166 055	153 112	56 937	54 075
9 CERAMIC ARTICLES NES	269 285	306 900	124 364	107 948	42 345	37 901
664 GLASS	6 185 940	6 160 936	1 087 326	1 066 658	372 029	376 426
1 GLASS NONOPTICAL,PLAIN	1 022 135	945 869	60 374	50 111	20 701	17 599
2 OPTICAL GLASS UNWRKD ETC	7 196	6 672	88 360	84 905	30 001	30 136
3 DRAWN,BLOWN GLASS UNWRKD	444 701	446 988	33 617	34 621	11 601	12 240
4 GLASS SURFACE-GROUND ETC	3 061 575	2 955 721	269 679	257 678	92 563	91 154
5 CAST ROLLED GLASS UNWRKD	245 636	251 051	23 198	22 962	7 989	8 033
6 GLASS CONSTRUCTION PRODS	145 022	162 003	32 936	34 502	11 364	12 138
7 SAFETY GLASS	478 371	470 300	227 299	219 526	77 687	77 334
8 SHEET GLASS METAL-COATED	132 786	160 141	75 351	80 819	25 846	28 507
9 GLASS NES	648 518	756 191	276 512	281 534	94 277	99 285
665 GLASSWARE	3 420 349	4 093 033	748 157	770 289	256 074	271 687
1 BOTTLES ETC OF GLASS	2 476 898	3 117 752	233 459	261 735	79 745	92 376
2 HOUSEHLD,HOTEL ETC GLASS	881 926	924 350	396 917	414 076	135 887	146 091
8 GLASS ARTICLES NES	61 525	50 931	117 781	94 478	40 442	33 220
666 POTTERY	688 540	707 213	465 369	471 812	160 012	166 227

4 IMPORTS AND EXPORTS (SPECIAL TRADE) BY GROUPS AND SUBGROUPS OF THE SITC-REV. 11
4.1 IMPORTS

GROUP / SUBGROUP	1985 DT * 100 KG	1984	1985 1 000 DM	1984	1985 1 000 \$	1984
4 PORCELN, CHINA HOUSE WARE	86 190	90 997	105 683	100 906	36 798	35 493
5 COARSE CERAMIC HOUSEWARE	325 886	331 058	150 740	154 895	51 687	54 671
6 CERAMIC ORNAMENTS ETC	276 464	285 158	208 946	216 011	71 527	76 063
667 PEARL, PREC-, SEMI-P STONE	8 795	14 984	693 090	768 146	236 265	270 536
1 PEARLS UNSET, UNSTRUNG	144	93	89 448	87 852	30 384	31 280
2 DIAMONDS NONINDUST, UNSET	-	-	436 260	493 624	148 725	173 482
3 PREC-, SEMI-PR STONES NES	8 371	14 615	134 901	160 449	46 108	56 574
4 SYNTH PREC-, SEMI-P STONE	280	276	32 481	26 221	11 048	9 200
671 PIG IRON ETC	11 675 151	10 845 840	2 054 357	1 813 017	697 797	636 473
2 PIG IRN, SPIEGELEISEN ETC	2 181 020	2 080 111	93 777	84 272	32 304	29 744
3 IRON, STL POWDER, SHOT, ETC	508 070	534 925	71 035	67 441	24 228	23 712
6 FERRO-ALLOYS	8 986 061	8 230 804	1 889 545	1 661 304	641 265	583 017
672 IRON, STL PRIMARY FORMS	19 641 502	17 503 038	2 130 867	1 774 595	731 935	623 324
4 IRN, STL INGOTS, LUMPS, ETC	250 670	191 295	25 317	21 072	8 660	7 500
5 IRN, STL BLOOMS, SLABS, ETC	8 720 109	8 011 009	1 247 604	1 030 337	428 825	360 927
7 IRN, STL COIL FR REROLLING	10 670 723	9 300 734	857 946	723 486	294 450	254 897
673 IRON AND STEEL SHAPES	39 625 016	40 881 970	3 976 509	3 720 723	1 363 727	1 316 296
1 IRON, STEEL WIRE ROD	7 518 991	9 860 395	747 857	839 914	256 675	298 301
2 IRON, STEEL BARS ETC	20 620 735	19 419 662	2 245 861	1 920 096	769 829	679 144
3 IRON, STEEL PROFILES ETC	11 485 290	11 601 913	982 791	960 713	337 223	338 851
674 IRN, STL UNIV, PLATE, SHEET	37 629 230	34 978 464	4 401 143	3 956 925	1 505 208	1 394 507
1 IRON OR STEEL UNIVERSALS	541 523	489 115	46 933	42 481	16 155	15 024
4 IRN, STL HVY PLATE, ROLLED	11 929 134	9 710 540	1 141 176	849 226	390 112	297 829
5 IRN, STL MED PLATE, ROLLED	2 337 666	1 992 813	306 592	256 945	104 705	90 388
6 IRN, STL THIN PLATE, ROLLD	15 617 992	15 825 269	1 873 238	1 831 717	640 484	645 914
7 TINNED PLATES, SHEETS	1 546 914	1 851 718	263 184	308 464	89 956	109 673
9 OTH IRN, STL PLATES, SHEET	5 656 001	5 109 009	770 020	668 092	263 796	235 679
675 IRON, STEEL HOOP, STRIP	6 631 555	5 974 706	909 123	787 580	311 624	277 171
676 RAILWAY RAILS ETC IRN, STL	142 679	116 246	14 774	10 287	5 028	3 611
677 IRN, STL WIRE EXCL W ROD	2 932 777	2 735 761	624 748	518 026	212 965	182 762
678 IRON, STL TUBES, PIPES, ETC	9 301 455	9 427 880	1 775 776	1 594 972	607 804	564 047
1 CAST IRON TUBES, PIPES	280 878	360 066	34 063	41 205	11 649	14 531
2 IRN, STL SEAMLESS TUBES	2 316 711	2 331 465	513 402	425 130	176 128	149 933
3 IRON, STL TUBE, PIPE NES	6 024 184	6 124 740	845 966	808 265	288 854	286 724
4 STL HIGHPRESSURE CONDUIT	9 825	21 990	4 489	11 512	1 488	4 139
5 IRON, STEEL TUBE FITTINGS	669 857	589 619	377 856	308 860	129 685	108 720
679 IRN, STL CASTINGS UNWORKE	481 143	421 645	118 348	96 656	40 694	34 025
3 IRON, STL FORGINGS ROUGH	59 837	39 504	21 955	15 599	7 539	5 452
4 IRN STL CASTINGS ROUGH	421 306	382 141	96 393	81 057	33 155	28 573
681 SILVER, PLATINUM, ETC	11 453	10 923	1 381 246	1 498 297	468 860	531 591
1 SILVER UNWKD, PARTLY WRKD	11 061	10 527	662 015	727 540	224 535	259 327
2 METALS OF PLATINUM GROUP	392	396	719 231	770 757	244 325	272 264
682 COPPER EXC CEMENT COPPER	8 101 916	8 415 250	3 979 339	3 778 144	1 361 441	1 333 686
1 COPPER NES, ALLOYS, UNWRT	5 562 020	5 859 716	2 415 478	2 345 462	828 858	828 891
2 COPPER, ALLOYS WORKED	2 539 896	2 555 534	1 563 861	1 432 682	532 583	504 795
683 NICKEL	510 993	553 053	822 368	816 398	278 742	286 120
1 NICKEL, ALLOYS UNWROUGHT	423 679	482 835	635 641	671 881	214 546	235 153
2 NICKEL, ALLOYS WORKED	87 314	70 218	186 727	144 517	64 196	50 967
684 ALUMINIUM	10 183 730	9 899 239	4 563 057	4 776 554	1 555 150	1 691 843
1 ALUMINIUM, ALLOYS, UNWRT	7 036 143	6 983 768	2 581 809	2 880 976	877 572	1 020 759
2 ALUMINIUM, ALLOYS WORKED	3 147 587	2 915 471	1 981 248	1 895 578	677 578	670 784
685 LEAD	1 383 232	1 483 059	212 873	242 388	72 609	85 406
1 LEAD, ALLOYS UNWROUGHT	1 346 179	1 446 319	205 390	235 100	70 047	82 872
2 LEAD, ALLOYS WORKED	37 053	36 740	7 483	7 288	2 562	2 534
686 ZINC	2 038 418	2 131 133	533 893	607 402	180 841	214 754
1 ZINC, ALLOYS UNWROUGHT	1 677 945	1 794 540	415 182	493 592	140 118	174 203
3 ZINC, ALLOYS WKD, INC DUST	360 473	336 593	118 711	113 810	40 723	40 551
687 TIN	193 318	189 553	665 215	636 108	226 576	223 732
1 TIN, ALLOYS UNWROUGHT	191 382	187 736	659 116	631 164	224 449	221 996
2 TIN, ALLOYS WORKED	1 936	1 817	6 099	4 944	2 127	1 736

4 IMPORTS AND EXPORTS (SPECIAL TRADE) BY GROUPS AND SUBGROUPS OF THE SITC-REV. II
4.1 IMPORTS

GROUP / SUBGROUP	1985 DT * 100 KG	1984	1985 1 000 DM	1984	1985 1 000 \$	1984
688 URANIUM, THORIUM, ALLOYS	2	11	21	196	7	66
689 NON-FER BASE METALS NES	483 277	480 213	680 572	614 560	231 281	216 033
1 TUNGST, MOLYB, TANTAL, MAGN	329 629	336 777	351 693	325 914	119 542	114 708
9 BASE METALS NES, CERMENTS	153 648	143 436	328 879	288 646	111 739	101 325
691 STRUCTURES AND PARTS NES	2 963 483	2 842 525	978 091	931 482	338 165	327 272
1 STRUCTURES, PARTS IRN, STL	2 732 437	2 594 042	732 771	684 595	253 609	240 429
2 STRUCTURES, PARTS ALUMNM	231 046	248 483	245 320	246 887	84 556	86 843
692 METAL TANKS, BOXES, ETC	872 615	825 724	416 369	389 258	143 005	137 348
1 MTL STORAGE, MF TANKS, ETC	128 350	127 333	59 456	60 576	20 510	21 309
4 MTL TRANSPORT BOXES ETC	744 265	698 391	356 913	328 682	122 495	116 039
693 WIRE PRODUCTS NON ELECTR	1 451 295	1 297 196	338 582	282 410	115 460	99 882
1 WIRE ROPES ETC	401 083	324 625	194 097	152 324	66 338	53 735
2 IRON, STEEL FENCING WIRE	47 984	39 135	7 810	6 624	2 535	2 386
5 METAL FENCING, GAUZE, ETC	1 002 228	933 436	136 675	123 462	46 587	43 761
694 STL, COPPR NAILS, NUTS, ETC	1 798 466	1 799 832	827 590	752 084	283 305	264 816
695 TOOLS	542 025	525 785	1 691 827	1 466 347	579 836	516 079
1 HAND TOOLS, AGRIC FOREST	44 349	43 414	28 444	26 599	9 641	9 479
3 OTHER HAND TOOLS	303 056	332 737	485 606	476 111	166 194	167 833
4 BLADES, TIPS, ETC FR TOOLS	194 620	149 634	1 177 777	963 537	404 001	338 767
696 CUTLERY	117 886	126 619	356 585	353 502	121 771	124 311
697 BASE MTL HOUSEHOLD EQUIP	851 226	929 457	774 380	833 034	266 639	293 305
3 DMSTC HEATS, COOKG APPARA	299 020	316 739	177 787	169 613	61 214	55 760
4 BASE MTL DMSTC ARTIC NES	382 091	425 898	378 287	422 022	130 047	148 879
5 BASE MTL INDR SANIT WARE	43 485	42 973	48 941	45 800	16 788	16 112
8 BASE MTL HOUSE EQUIP NES	126 630	143 847	169 365	195 599	58 590	68 554
699 OTHER METAL MANUFACTURES	2 821 586	2 725 359	2 405 516	2 198 628	824 475	775 254
1 LOCKSMITHS WARES, ETC	541 044	556 528	597 936	577 974	204 307	203 989
2 IRON, STL CHAIN AND PARTS	187 630	160 441	96 756	84 082	33 441	29 501
3 PINS, HOOKS, EYES, ETC	55 392	51 066	111 863	98 620	38 586	34 767
4 SPRINGS AND LEAVES	241 268	221 403	107 205	97 081	36 761	34 141
6 BASE MTL MISC ARTICLES	186 708	185 112	156 445	151 847	53 530	53 541
7 IRN, STL ARTICLES NES	1 244 786	1 194 568	608 534	552 556	208 849	194 586
8 MFRS NES OF CPR, NIKL, ETC	320 502	314 288	434 876	407 558	148 742	144 037
9 BASE MTLs WRT & MFRS NES	44 256	41 953	291 901	228 910	100 259	80 692
700 INDUSTRIAL PLANT, CHAP 84	-	-	-	-	-	-
703 INDUSTRIAL PLANT, CHAP 85	-	-	-	-	-	-
704 INDUSTRIAL PLANT, CHAP 86	-	-	-	-	-	-
705 INDUSTRIAL PLANT, CHAP 87	-	-	-	-	-	-
711 STEAM BOILERS & AUX PLNT	33 417	48 457	26 252	74 432	9 072	25 131
1 STEAM BOILERS ETC	8 774	12 148	6 676	51 143	2 272	17 076
2 AUXILIARY BOILER PLANT	6 638	10 818	9 592	8 097	3 461	2 763
9 PTS NES OF APP OF 711	18 005	25 491	9 984	15 192	3 339	5 292
712 STEAM ENGINES, TURBINES	22 596	27 250	72 018	66 975	24 982	23 732
6 STM POWER UNITS & ENGINES	3 437	1 406	11 559	8 582	3 968	3 157
9 ST POWER UNITS PARTS NES	19 159	25 844	60 459	58 393	21 014	20 575
713 INTRNL COMBUS PISTN ENGN	1 853 892	1 743 719	3 479 859	2 957 470	1 192 893	1 040 628
1 PISTN AIRCRFT ENGN & PTS	831	739	10 754	7 400	3 659	2 597
2 PISTN ENGN FR MTR VEHCLS	1 199 924	1 207 315	2 196 754	1 957 214	754 087	689 107
3 PISTON ENGINES, MARINE	101 967	86 045	178 360	152 178	60 148	52 731
8 PISTON ENGINES NES	136 102	129 786	230 169	217 069	78 776	76 993
9 PISTON ENGINE PTS NES	415 068	319 834	863 822	623 609	296 223	219 200
714 ENGINES & MOTORS NES	39 674	33 635	1 873 409	1 545 273	648 020	543 220
4 REACTION ENGINES	13 393	11 318	547 130	400 809	193 532	138 701
8 GAS TURBINES NES	5 545	2 439	372 000	268 053	127 734	94 026
9 ENGINE & MOTOR PTS NES	20 736	19 878	954 279	876 411	326 754	310 493
716 ROTATING ELECTRIC PLANT	975 297	876 109	1 398 239	1 226 104	479 213	431 379

4 IMPORTS AND EXPORTS (SPECIAL TRADE) BY GROUPS AND SUBGROUPS OF THE SITC-REV. II
4.1 IMPORTS

GROUP / SUBGROUP	1985 DT = 100 KG	1984	1985 1 000 DM	1984	1985 1 000 \$	1984
1 DC MOTORS & GENERATORS	77 974	67 347	354 854	331 426	134 538	116 360
2 AC MTRS & GENS, GEN SETS	481 320	450 668	654 809	596 736	224 900	210 190
3 ROTARY CONVERTERS	1 351	1 078	6 035	3 628	2 121	1 279
9 PTS NES OF ROT ELEC PLNT	414 652	357 016	342 541	294 314	117 654	103 550
718 OTH POWER GENERATG MACHY	76 089	80 090	210 016	236 122	71 827	83 250
7 NUCLEAR REACTORS, PTS NE	2 153	20 016	28 882	75 316	9 532	26 755
8 WIND, WATER, ETC ENGINES	73 936	60 074	181 128	160 806	62 295	56 495
721 AGRIC MACHY, EXC TRACTORS	757 072	760 958	664 732	667 646	225 528	237 663
1 CULTIVATING MACHINERY	282 318	276 689	162 751	160 244	55 422	56 745
2 HARVESTING ETC MACHINES	381 124	393 877	394 102	391 690	133 011	140 110
3 DAIRY MACHINERY NES	12 162	16 984	39 795	49 224	13 479	17 470
9 AGRICULTURE MACHINES NES	81 468	73 408	68 084	66 488	23 616	23 338
722 TRACTORS NON-ROAD	305 421	267 093	277 007	241 339	94 702	84 937
3 TRACK-LAYING TRACTORS	994	1 476	1 183	807	427	288
4 WHEELED TRACTORS NES	304 427	265 617	275 824	240 532	94 275	84 649
723 CIVIL ENGINEER EQUIP ETC	1 434 024	1 410 290	1 211 018	1 157 194	416 614	409 117
3 MECHANICAL ROAD ROLLERS	68 720	62 391	33 044	31 667	11 399	11 282
4 CONST, MINING MACHNRY NES	805 840	843 219	749 931	761 506	257 602	269 685
9 CONSTR ETC MACHY PTS NES	559 464	504 680	428 043	364 021	147 613	128 150
724 TEXTILE, LEATHER MACHNRY	518 956	466 097	1 212 049	1 035 313	417 954	363 220
3 SEWING MACHS, NEEDLES ETC	65 394	60 888	252 968	231 816	86 531	81 251
4 SPINNING, EXTRUDG, ETC MCH	91 991	79 752	229 451	195 715	75 288	68 891
5 WEAVING, FELT MFG, ETC MCH	96 977	77 008	265 380	204 423	92 486	71 375
6 AUXIL TXTL MCH & PTS NES	54 056	46 500	189 538	156 843	64 981	55 339
7 TEXTILE MACHINERY NES	186 821	182 707	227 853	210 576	78 391	73 778
8 SKIN, LEATHER WORKING MACH	23 717	15 242	46 859	35 940	16 277	12 586
725 PAPER ETC MILL MACHINERY	258 525	167 771	581 025	334 012	202 873	116 468
1 PAPER & PULP MAKING MCHY	21 083	10 687	40 058	30 741	13 969	10 705
2 PAPER ETC, PRODUCT MF MACH	61 227	38 163	253 283	125 927	90 101	44 059
9 PTS NES OF MACHS OF 725	176 215	118 921	287 684	177 344	98 803	61 704
726 PRINTG, BKBINDG MACHY, PTS	207 991	169 565	648 516	538 440	224 207	188 778
3 TYPESET MCH ETC, TYPE ETC	34 726	34 802	91 921	85 121	31 668	29 774
4 PRINTING PRESSES	47 261	32 089	150 304	125 739	51 954	44 595
7 OTH PRINTG & ANCLL MACH	28 913	22 514	154 753	110 899	54 234	38 915
8 BOOKBINDING MACHY & PTS	14 787	12 736	58 946	50 596	20 030	17 679
9 PTS NES OF MCH OF 726/7	82 304	67 424	192 592	166 085	66 321	57 915
727 FOOD MACHRY NON-DOMESTIC	81 145	74 166	201 891	179 731	69 860	63 310
1 GRAIN WORKING MCHY & PTS	20 664	13 817	20 174	11 318	6 940	3 979
2 OTH FOOD PROC MCHY & PTS	60 481	60 349	181 717	168 413	62 920	59 331
728 OTH MACHY FOR SPCL INDUS	1 059 578	989 424	2 683 744	2 241 700	922 399	786 046
1 MACH-TOOLS FR SPCL INDUS	192 300	194 345	336 846	309 834	115 582	108 981
2 OTH MINERAL WORKG MACHY	237 593	254 986	178 414	184 108	61 245	64 876
4 MACHY FOR SPCL INDUS NES	629 685	540 093	2 168 484	1 747 758	745 572	612 189
736 MACHINE TOOLS FOR METAL	908 721	676 765	2 221 981	1 627 124	772 282	569 161
1 METAL CUTTING MACH-TOOLS	427 398	325 559	1 178 254	814 961	409 894	284 682
2 METAL FORMING MACH-TOOLS	178 890	153 900	273 853	241 177	95 226	84 307
7 OTH METALWRKG MACH-TOOLS	72 099	49 271	202 704	142 189	70 877	49 522
8 WORK & TOOL HOLDERS ETC	31 643	28 012	135 084	108 332	46 476	38 074
9 PTS NES OF TOOLS OF 736	198 691	120 023	432 086	320 465	149 809	112 576
737 METALWORKING MACHNRY NES	530 978	383 170	542 410	437 244	188 863	153 906
1 FOUNDRY EQUIPT & PTS NES	92 706	62 966	83 550	64 355	28 800	22 592
2 ROLLING MILLS AND ROLLS	319 283	222 016	132 624	95 225	46 080	33 513
3 WELDING, BRAZING, ETC MCHS	118 989	98 188	326 236	277 664	113 983	97 801
741 HEATING, COOLING EQUIPMNT	773 166	749 289	1 645 768	1 497 525	564 200	527 167
1 GAS GENERATORS	1 184	1 028	19 932	5 698	6 844	1 948
2 BURNERS MECH STOKERS, ETC	30 044	27 276	97 545	85 600	33 436	30 082
3 INDUS FURNACES ETC & PTS	111 512	92 652	228 335	177 409	77 934	62 231
4 NONDOM REFRIG EQUI & PTS	308 115	306 245	612 491	558 621	209 547	197 690
5 AIR-CONDITIONING MACHNRY	82 381	87 305	170 023	165 367	58 133	56 461
6 HEATING, COOLING EQU NES	239 930	234 783	517 442	504 830	178 306	176 755
742 PUMPS FOR LIQUIDS ETC	471 613	443 144	973 037	913 299	333 392	321 185
1 RECIPROCATING PUMPS NES	60 939	65 285	227 650	181 063	76 608	63 589
2 CENTRIFUGAL PUMPS NES	101 116	96 970	167 934	157 640	57 730	55 514
3 ROTARY PUMPS NES	36 412	29 049	115 599	89 834	39 649	31 439
8 OTHER PUMPS FOR LIQUIDS	53 424	39 778	127 240	92 325	43 394	32 608
9 PTS NES OF PUMPS OF 742	219 722	212 062	334 614	392 437	114 011	138 035
743 PUMPS NES, CENTRIFUGES ETC	1 010 649	925 753	1 775 289	1 512 373	609 252	531 883

4 IMPORTS AND EXPORTS (SPECIAL TRADE) BY GROUPS AND SUBGROUPS OF THE SITC-REV. II
4.1 IMPORTS

GROUP / SUBGROUP	1985 DT = 100 KG	1984	1985 1 000 DM	1984	1985 1 000 \$	1984
1 PUMPS FOR GASES ETC	438 016	408 374	733 923	645 678	250 703	227 128
2 PUMP & COMPRESSOR PTS NES	152 630	125 686	189 479	149 442	65 030	52 616
3 FREE-PSTN GEN FR GAS TUR	74	157	73	311	26	112
4 FANS, BLOWERS, ETC & PTS	84 002	72 150	156 686	132 205	53 925	46 587
5 CENTRIFUGES	11 498	11 623	53 752	45 542	18 548	16 055
6 GAS & LIQUID FILTERS ETC	208 208	187 483	402 686	327 259	138 931	114 847
9 PTS NES OF APP OF 7435,6	116 251	120 280	238 690	211 936	82 089	74 538
744 MECHANICAL HANDLING EQU	1 241 949	1 219 291	1 180 828	1 072 000	406 852	377 093
1 FORK LIFT TRKS, ETC & PTS	404 347	341 964	324 365	271 977	111 733	95 599
2 LIFTING, LOADING MACH NES	435 517	492 787	496 347	475 351	170 877	167 595
9 PTS NES OF MACHY OF 7442	402 085	384 540	360 116	324 672	124 242	113 899
745 NONELEC MACHY, TOOLS NES	364 071	350 215	1 225 178	1 133 358	421 178	398 093
1 POWER TOOLS NONELEC, PTS	26 058	23 650	165 429	153 154	56 500	53 982
2 OTH NONELEC MCHS, PTS NES	338 013	326 565	1 059 749	980 204	364 676	344 111
749 NONELEC MACH PTS, ACC NES	2 127 440	1 878 582	4 133 459	3 526 399	1 415 530	1 240 984
1 BALL, ROLLER, ETC BEARINGS	581 400	525 358	1 221 245	1 035 901	417 090	363 910
2 COCKS, VALVES ETC NES	525 250	491 762	1 420 966	1 224 731	487 103	431 737
3 SHAFT, CRANK, PULLEY ETC	729 165	619 344	859 972	716 256	294 859	251 972
9 OTH NONELEC MCHY PTS NES	291 625	242 118	631 276	549 511	216 478	193 365
751 OFFICE MACHINES	303 294	301 676	1 702 863	1 679 710	586 415	591 102
1 TYPEWRITERS, CHEQUE-WRTS	43 616	65 049	255 533	323 426	67 335	113 477
2 CALCULATING, ACCTG, ETC MCH	38 135	42 273	342 763	355 071	117 808	124 588
8 OFFICE MACHINES NES	221 543	194 354	1 104 567	1 001 213	381 272	353 039
752 AUTOMATIC DATA PROC EQUIP	402 202	342 690	8 636 265	7 123 006	2 973 826	2 485 826
1 ANALOG, HYBRID COMPUTERS	590	457	16 008	17 514	5 464	6 236
2 DIGITAL COMPUTERS	39 480	33 627	1 162 024	1 015 947	397 086	354 853
3 DIGITL CENTRL PROCESSORS	88 342	79 276	2 756 359	2 042 916	962 078	710 781
4 DIGITL CENTRL STOR UNITS	1 729	1 454	49 214	35 684	16 747	12 436
5 ADP PERIPHERAL UNITS	261 958	221 843	4 385 383	3 850 841	1 499 948	1 345 583
8 OFF-LINE DATA PROC EQUIP	10 103	6 033	267 277	160 104	92 503	55 937
759 OFFICE & ADP MCH PTS, ACC	243 159	198 218	6 004 815	4 704 672	2 063 364	1 645 304
1 OFFICE MACHINE PARTS NES	90 351	71 430	605 649	508 131	207 903	178 664
9 ACCTG, ETC, ADD MCH PTS, AC	152 808	126 786	5 399 166	4 196 541	1 855 461	1 466 640
761 TELEVISION RECEIVERS	304 870	334 949	915 937	996 495	313 195	351 476
1 COLOUR TV RECEIVERS	253 144	297 861	828 166	933 503	283 397	329 493
2 MONOCHROME TV RECEIVERS	51 726	37 088	87 771	62 992	29 798	21 983
762 RADIO BROADCAST RECEIVERS	293 825	328 581	1 460 996	1 438 765	502 192	503 726
1 MTR VEHIC RADIO RECEIVERS	46 290	43 911	517 838	429 827	176 784	151 227
2 PORTABLE RADIO RECEIVERS	112 623	122 472	442 837	469 344	152 835	164 678
8 OTHER RADIO RECEIVERS	134 912	162 198	500 321	539 594	172 573	187 821
763 SOUND RECORDERS, PHONOGRPH	286 860	306 184	2 311 926	2 424 350	807 047	851 147
1 ELECTRIC GRAMOPHONES ETC	50 878	49 884	241 010	198 622	85 294	69 376
8 OTHR SOUND APPARATUS ETC	235 982	256 300	2 070 916	2 225 728	721 753	781 771
764 TELECOM EQPT, PTS, ACC NES	479 519	461 047	3 593 305	3 153 404	1 235 381	1 107 117
1 LINE TELEPHONE, ETC EQUIP	19 312	17 005	273 414	207 993	94 350	73 037
2 MICROPH, LOUDSPKR, AMPLIFR	240 997	242 462	585 631	565 050	202 038	197 644
3 TV, RADIO TRANSMITTERS ETC	7 376	6 814	157 860	119 854	54 438	42 155
8 TELECOMM EQUIPMENT NES	9 813	9 220	605 171	558 605	209 137	196 052
9 PTS NES OF EQUIPMT OF 76	202 021	185 546	1 971 229	1 701 902	675 416	598 229
771 ELECTRIC POWER MACHY NES	383 748	342 309	875 978	725 439	299 993	254 741
1 TRANSFORMERS, ELECTRICAL	102 799	105 388	222 131	208 874	76 163	73 543
2 OTH ELEC POWER MACHY NES	280 949	236 921	653 847	516 565	223 830	181 198
772 SWITCHGEAR ETC & PTS NES	440 072	416 829	3 691 565	3 256 122	1 263 974	1 143 897
1 SWITCHGEAR ETC	388 292	364 145	2 874 448	2 514 305	984 522	884 061
2 PRINTED CIRCUITS, PTS NES	20 717	22 853	376 567	354 456	129 469	123 597
3 FIXED VARIABLE RESISTORS	31 063	29 831	440 550	387 358	149 983	136 239
773 ELECTR DISTRIBUTING MACH	975 441	913 213	1 190 746	941 656	408 143	331 046
1 INSULATED WIRE, CABLE	927 786	872 333	1 100 279	865 114	377 144	304 070
2 ELECTRIC INSULATING EQUIP	47 655	40 880	90 467	76 542	30 999	26 976
774 ELECTRO-MEDCL, XRAY EQUIP	48 585	45 373	875 898	714 083	300 893	249 405
1 ELECTRO-MEDICAL EQUIPMNT	17 676	16 151	410 486	325 386	141 111	113 794
2 X-RAY APPARATUS	30 909	29 222	465 412	388 697	159 782	135 611
775 HOUSEHOLD TYPE EQUIP NES	1 938 241	1 999 533	2 071 634	2 074 920	711 081	730 523
1 HOUSEHOLD LDYR EQUIP NES	476 772	485 683	302 938	302 307	104 721	106 095

4 IMPORTS AND EXPORTS (SPECIAL TRADE) BY GROUPS AND SUBGROUPS OF THE SITC-REV. 11
4.1 IMPORTS

GROUP / SUBGROUP	1985 DT * 100 KG	1984	1985 1 000 DM	1984	1985 1 000 \$	1984
2 DOM REFRIGERATRS, FREEZRS	515 099	572 559	385 588	438 756	131 681	155 009
3 DOMSTC DISHWASHING MACHS	43 550	56 773	42 664	50 067	14 520	17 690
4 ELECTRIC SHAVERS, CLIPPERS	5 288	4 350	45 357	41 261	16 024	14 484
7 DOMESTIC ELECTRIC EQUI NES	233 728	258 639	395 534	438 717	134 902	154 684
8 ELECTRO-THERMIC APPL NES	663 804	621 529	899 553	803 812	309 233	282 561
776 TRANSISTORS, VALVES, ETC	539 462	539 014	6 264 624	5 733 531	2 122 267	2 010 067
1 TV PICTURE TUBES	364 232	357 078	531 414	484 136	183 027	171 034
2 OTH ELECTRONIC TUBES ETC	19 257	15 258	203 912	191 305	69 842	67 197
3 DIODES, TRANSISTORS, ETC	28 360	25 756	1 287 628	1 138 908	437 129	400 613
4 ELECTRONIC MICROCIRCUITS	41 894	46 817	3 921 537	3 601 132	1 323 628	1 258 703
8 ELECTRONIC COMP PTS, CRYSTLS	85 719	94 105	320 133	318 050	108 641	112 520
778 ELECTRICAL MACHINERY NES	2 895 863	3 028 519	4 358 664	4 000 411	1 492 731	1 407 019
1 BATTERIES, ACCUMULATORS	674 689	613 081	635 210	536 473	218 510	188 210
2 ELECTRIC LAMPS, BULBS	171 183	164 151	455 795	404 626	156 048	142 701
3 AUTOMOTIVE ELECTRIC EQUIP	411 727	375 494	840 232	734 220	286 950	258 681
4 ELECTRO-MECH HAND TOOLS	109 728	120 254	357 793	402 683	122 549	142 277
8 OTH ELEC MACHY, EQUIP NES	1 528 536	1 755 539	2 069 634	1 922 409	708 674	675 150
781 PASS MOTOR VEH EXC BUSES	10 022 896	10 288 557	12 635 208	12 298 980	4 344 396	4 352 981
782 LORRIES, SPCL MTR VEH NES	1 264 735	1 113 091	1 395 636	1 144 435	478 758	404 300
1 LORRIES, TRUCKS	1 191 069	1 044 759	1 312 265	1 075 728	449 741	379 904
2 SPECIAL MOTOR VEHCLS NES	73 666	68 332	83 371	68 707	29 017	24 396
783 ROAD MOTOR VEHICLES NES	143 201	153 404	182 162	159 929	61 767	55 618
1 BUSES	64 634	58 935	87 026	78 695	29 650	27 611
2 TRACTORS FOR TR-TRAILERS	78 567	94 469	95 142	81 234	32 117	28 007
784 MOTOR VEHCL PTS, ACC NES	6 654 014	6 087 769	6 270 452	5 498 447	2 144 508	1 937 965
1 MOTOR VEHICLE CHASSIS	20 488	9 669	28 811	13 507	9 954	4 722
2 MOTOR VEHICLE BODIES	69 505	68 957	79 083	67 069	26 868	23 667
9 OTHER MOTOR VEHCL PARTS	6 564 021	6 009 143	6 162 558	5 417 871	2 107 686	1 909 576
785 MOTOR & OTHER CYCLES ETC	592 400	680 677	890 957	964 538	297 637	346 911
1 MOTORCYCLES ETC	225 105	287 223	428 397	494 629	142 010	178 802
2 BICYCLES, ETC NON-MOTOR	64 004	71 145	101 248	107 426	33 916	38 458
3 INVAL CARR, CYCLE ETC PTS	303 291	322 309	361 312	362 483	121 711	129 651
786 VEH NES NONMOTR, TRAILERS	944 716	872 707	464 459	414 514	157 482	146 566
1 TRAILERS, TRANSP CONTAINR	548 391	477 193	264 385	219 407	89 336	77 626
8 OTH NONMOTR VEHICLES ETC	396 325	395 514	200 074	195 107	68 146	68 940
791 RAILWAY VEHICLES	179 074	197 854	154 524	199 641	52 034	70 577
1 ELEC LOCOS NON-SELF-GEN	593	305	1 505	236	531	83
2 OTH RAIL LOCOMOTIVES ETC	6 027	3 859	1 660	381	553	128
3 MECHAN-PROPELLED RY CARS	11 724	20 888	25 123	49 658	8 736	18 388
4 PASSENGER CARS NOT POWRD	6 607	5 488	2 771	136	888	48
5 FRT, MAINT CARS NOT POWRD	38 683	39 007	3 975	5 633	1 384	2 028
6 RY TRACK FIXT, ETC, PTS	115 440	128 307	119 490	143 597	39 942	49 902
792 AIRCRAFT	97 561	92 369	10 802 557	10 453 574	3 613 981	3 669 708
1 HELICOPTERS	589	450	43 432	25 697	15 251	9 121
2 LIGHT AIRCRAFT NES	685	1 174	16 740	18 747	5 652	6 611
3 MEDIUM AIRCRAFT NES	2 118	1 205	132 868	78 363	45 401	26 990
4 HEAVY AIRCRAFT NES	46 430	41 742	7 128 526	6 909 697	2 362 416	2 426 057
6 AIRCRAFT NES, ASSOC EQUIP	1 173	934	22 759	13 194	7 549	4 691
9 AIRCRAFT PARTS NES	46 566	46 864	3 458 232	3 407 876	1 177 712	1 196 238
793 SHIPS AND BOATS	8 992 059	8 582 576	965 503	788 143	333 063	277 471
1 WARSHIPS	-	-	-	-	-	-
2 SHIPS AND BOATS NON-WAR	8 524 305	8 239 128	884 716	703 522	306 865	248 514
3 VESSELS FOR BREAKING UP	311 152	52 990	3 422	464	1 236	166
8 SHIPS AND BOATS NES	156 602	290 458	77 365	84 157	24 962	28 791
801 INDUSTRIAL PLANT, CHAP 90	-	-	-	-	-	-
802 INDUSTRIAL PLANT, CHAP 94	-	-	-	-	-	-
812 PLUMB, HEATING, LIGHTING EQUI	1 858 002	1 890 869	1 052 039	1 021 206	361 788	359 540
1 CENTRAL HEATING EQUIPMNT	1 070 228	1 091 670	423 211	411 107	146 115	144 693
2 CERAMIC PLUMBING FIXTURES	379 835	380 500	134 565	137 265	45 699	48 531
4 LIGHTING EQUIPMENT	407 939	418 699	494 263	472 834	169 974	166 316
821 FURNITURE	5 623 779	5 314 285	3 634 992	3 540 957	1 243 244	1 248 375
1 CHAIRS, SEATS AND PARTS	1 518 689	1 520 714	1 209 129	1 206 164	412 544	426 020
2 MED FURN, STUFFD FURNISHGS	160 185	158 595	210 159	195 081	71 824	68 791
9 FURNITURE & FURN PTS NES	3 944 905	3 634 976	2 215 704	2 139 712	758 876	753 564

4 IMPORTS AND EXPORTS (SPECIAL TRADE) BY GROUPS AND SUBGROUPS OF THE SITC-REV. II
4.1 IMPORTS

GROUP / SUBGROUP	1985 DT = 100 KG	1984	1985 1 000 DM	1984	1985 1 000 \$	1984
831 TRAVEL GOODS, HANDBAGS	338 009	336 326	881 409	842 032	300 635	297 571
842 MENS OUTERWEAR NOT KNIT	762 767	791 847	3 443 704	3 429 668	1 175 255	1 207 365
1 MENS OVERCOATS ETC	27 577	32 194	173 252	201 354	60 166	69 783
2 MENS SUITS	52 603	52 549	277 497	275 717	93 523	97 229
3 MENS TROUSERS, BREECHES	375 980	407 137	1 579 209	1 643 689	536 726	582 064
4 MENS JACKETS, BLAZERS ETC	47 855	39 223	341 919	263 525	117 184	92 923
9 OTHER MENS OUTERWEAR	258 752	260 744	1 071 827	1 045 383	367 656	365 366
843 WOMENS OUTERWEAR NONKNIT	883 158	887 320	5 517 768	5 217 680	1 870 980	1 844 212
1 WOMENS COATS & JACKETS	150 078	136 781	1 040 378	897 500	355 423	314 433
2 WOMENS SUITS & COSTUMES	54 874	47 217	385 478	318 790	128 169	113 161
3 WOMENS DRESSES	62 346	87 138	496 449	620 999	165 618	222 748
4 WOMENS SKIRTS	88 464	79 354	506 620	429 658	172 364	152 507
5 WOMENS BLOUSES	114 917	102 890	995 029	870 019	339 207	307 953
9 OTHER WOMENS OUTERWEAR	412 479	433 940	2 093 814	2 080 714	710 199	733 410
844 UNDERWEAR NOT KNIT	260 629	267 914	1 122 782	1 097 681	381 431	387 494
1 MENS SHIRTS NOT KNITTED	228 565	234 402	1 006 461	982 332	341 883	346 918
2 OTH MENS UNDERWEAR NONKN	14 853	12 919	50 189	38 556	16 994	13 564
3 WOMENS UNDERWEAR NONKNIT	17 211	20 593	66 132	76 793	22 554	27 012
845 OUTERWEAR KNIT NONELASTC	928 373	805 309	5 232 925	4 760 144	1 800 816	1 673 011
1 JERSEYS, PULLOVERS KNITT	617 609	509 137	3 690 954	3 292 513	1 277 137	1 151 418
2 WOMENS DRESSES KNITTED	69 138	90 603	390 814	504 893	133 664	179 442
9 OTHER OUTERWEAR KNITTED	241 626	205 569	1 151 157	962 738	390 015	342 151
846 UNDERWEAR KNITTED	517 338	531 505	2 133 122	2 117 364	720 916	753 762
1 UNDERWEAR KNITTD OF WOOL	2 984	2 191	19 854	15 179	7 077	5 185
2 UNDERWEAR KNITTD OF COTTN	336 224	346 292	1 317 659	1 313 720	443 053	469 674
3 UNDERWEAR KNITT SYN FIBR	143 900	148 349	507 145	506 294	172 464	179 146
4 UNDERWEAR KNITT OTH FIBR	9 802	8 379	30 232	28 747	10 492	10 035
5 CORSETS, GARTERS, ETC	24 728	26 294	258 232	253 424	87 830	89 722
847 TXTL CLTHNG ACCESRYS NES	202 375	184 729	816 557	733 686	279 758	258 981
1 TXTL CLTHNG ACSRY NONKNIT	38 482	34 392	241 713	205 082	83 525	72 143
2 CLTHNG ACCESRYS ETC KNIT	163 893	150 337	574 844	528 604	196 233	186 836
848 HEADGEAR, NONTXTL CLOTHNG	333 152	333 219	2 295 188	2 421 194	786 122	849 196
1 LEATHER CLOTHES, ACCESRYS	186 498	175 150	1 482 541	1 425 894	502 991	502 231
2 PLASTIC, RUBBER CLOTHING	90 554	93 539	149 060	143 251	50 835	50 674
3 FUR ETC CLOTHES, PROD	22 381	29 288	489 796	675 174	172 531	234 101
4 HEADGEAR	33 719	35 242	173 791	176 875	59 765	62 190
851 FOOTWEAR	1 385 385	1 312 724	4 804 400	4 461 963	1 634 760	1 577 293
871 OPTICAL INSTRUMENTS	17 476	16 474	447 364	391 648	154 276	137 176
872 MEDICAL INSTRUMENTS NES	116 850	107 976	1 001 816	875 078	343 001	307 692
873 METERS & COUNTERS NES	22 621	22 572	133 811	115 167	46 030	40 511
1 GAS SUPPLY METERS ETC	11 376	11 069	45 923	43 849	15 782	15 405
2 COUNTING DEVICES NONELEC	11 245	11 503	87 888	71 318	30 248	25 106
874 MEASURNG, CONTROLNG INSTR	290 437	263 733	4 621 125	3 980 849	1 585 710	1 397 071
1 SURVEYING INSTRUMENTS	2 343	2 122	76 028	70 515	26 013	24 781
2 MEASUR, DRAW ETC INST, PTS	45 170	44 237	225 634	198 573	77 234	69 902
3 GAS, LIQUID CONTROL INSTR	34 634	35 233	291 652	268 297	100 124	94 523
4 INSTR NON-MECH, NON-ELECT	3 754	3 293	75 190	60 628	25 837	21 258
5 MEAS, CONTRL, SCI INST NES	11 479	9 581	111 905	85 440	39 287	30 065
8 ELEC MEAS, CONTRL EQU NES	80 931	72 740	2 729 346	2 365 984	936 189	828 821
9 INSTR PARTS, ACCESSORIES	112 126	96 527	1 111 370	931 412	381 026	327 721
881 PHOTO APPAR & EQUIPT NES	77 715	78 444	890 271	795 734	305 950	279 668
1 CAMERAS STILL, FLASH APP	29 507	29 872	567 960	515 118	196 551	180 833
2 CINEMA CAMERAS PROJ, ETC	3 110	5 591	36 080	43 704	12 198	15 404
3 OTH PHOTO, CINE EQUIP NES	45 098	42 981	286 231	236 912	97 201	83 431
882 PHOTO, CINEMA SUPPLIES	714 145	599 177	2 311 344	1 953 144	795 123	687 396
1 CHEM PHOTO GOODS, RETAIL	306 970	246 638	275 952	254 348	94 617	89 605
2 PHOTO FILM EXC DEV CINMA	407 175	352 539	2 035 392	1 698 796	700 506	597 791
883 DEVELOPED CINEMA FILM	2 753	2 883	45 837	43 396	15 544	15 249
884 OPTICAL GOODS NES	29 116	26 505	893 872	769 583	306 677	271 497
1 OPTICAL ELEMENTS	15 934	14 803	503 570	442 489	172 957	155 718

4 IMPORTS AND EXPORTS (SPECIAL TRADE) BY GROUPS AND SUBGROUPS OF THE SITC-REV. II
4.1 IMPORTS

GROUP / SUBGROUP	1985 DT = 100 KG	1984	1985 1 000 DM	1984	1985 1 000 \$	1984
2 SPECTACLES AND FRAMES	13 182	11 702	390 302	327 094	133 720	115 779
885 WATCHES AND CLOCKS	44 212	41 552	997 739	929 479	344 314	326 101
1 WATCHES, MOVEMENTS, CASES	16 623	16 197	814 088	760 223	281 179	266 528
2 CLOCKS, CLOCK & WATCH PTS	27 589	25 355	183 651	169 256	63 135	59 573
892 PRINTED MATTER	1 542 208	1 521 215	1 362 460	1 276 286	470 104	447 320
1 PRINTED BOOKS, GLOBES, ETC	465 218	459 802	545 054	517 942	187 648	181 764
2 NEWSPAPERS, PERIODICALS	416 666	412 602	247 479	224 971	85 106	79 203
4 PICTURE POSTCARDS ETC	24 853	22 808	69 679	62 831	23 995	22 110
8 PRINTED MATTER NES	635 471	626 003	500 248	470 542	173 355	164 243
893 ARTICLES OF PLASTIC NES	2 908 386	2 834 182	2 587 536	2 418 598	884 407	852 978
1 PLSTC PACKG CONTNRS, LIDS	1 023 255	997 211	676 565	647 104	231 070	227 997
2 PLSTC SANITRY, TOILET ART	166 930	170 188	198 028	205 550	67 280	72 751
3 PLASTIC ORNAMENTS	19 714	20 813	32 164	26 841	10 982	9 441
5 PLASTIC ELEC LIGHT ARTICL	32 671	30 266	43 998	39 272	15 086	13 817
9 MISC PLASTIC ARTICLES	1 665 816	1 615 704	1 636 781	1 499 831	559 989	528 972
894 TOYS, SPORTING GOODS, ETC	996 665	937 394	1 844 197	1 747 040	635 231	613 170
1 BABY CARRIAGES, PTS NES	14 512	15 985	14 562	15 072	4 959	5 355
2 TOYS, INDOOR GAMES	644 850	614 085	1 212 630	1 164 630	418 030	407 771
6 NON-MILITARY ARMS & AMMO	26 814	29 781	63 542	64 548	21 811	22 809
7 OTH SPORT GDS, FAIR AMJSM	310 489	277 543	553 463	502 790	190 431	177 235
895 OFFICE SUPPLIES NES	152 196	136 807	414 486	378 700	141 654	133 372
1 BASE MTL OFFICE SUPPLIES	37 916	33 549	27 434	23 642	9 412	8 311
2 PENS, PENCILS, FOUNTN PENS	50 055	50 816	194 831	181 882	66 425	64 067
9 OTHER OFFICE SUPPLIES	58 227	52 442	192 221	173 376	65 817	60 994
896 WORKS OF ART ETC	33 300	42 380	499 703	547 311	172 123	193 825
897 GOLD, SILVER WARE, JEWELRY	10 845	9 084	584 875	611 490	202 128	214 609
2 IMITATION JEWELLERY	8 931	7 020	115 909	100 487	39 849	35 240
3 PREC JEWELRY, GLD-SILVWARE	1 815	1 940	448 316	491 828	155 058	172 593
4 PREC MTL INDUS, LAB EQUIP	99	124	20 550	19 175	7 221	6 776
898 MUSICAL INSTRUMENTS, PTS	483 052	440 138	2 001 492	1 805 461	688 780	634 839
1 PIANOS & OTH STRING INST	31 684	35 778	67 236	69 927	23 173	24 562
2 MUSICAL INSTRUMENTS NES	41 230	53 140	223 206	233 477	77 471	81 930
3 SOUND RECRDNG TAPE, DISCS	393 561	328 512	1 662 468	1 448 467	571 516	509 460
9 MUSICL INSTR PTS, ACCESRY	16 577	22 708	48 582	53 590	16 620	18 887
899 OTHER MANUFACTURED GOODS	791 883	784 017	1 331 599	1 270 636	456 010	447 956
1 CARVED, MOULDED GOODS	6 584	6 859	41 049	43 952	13 956	15 523
3 COMBUSTIBLE PRODUCTS ETC	336 865	313 064	232 799	228 499	80 301	79 910
4 UMBRELLAS, CANES ETC	87 618	89 061	116 967	112 308	39 859	39 976
6 HEARING, ORTHOPAEDIC AIDS	5 104	4 791	461 796	419 852	158 475	147 995
7 BASKETWORK, BROOMS ETC	274 153	280 567	211 571	203 972	71 967	72 114
8 SMALLWARES, TOILETRY ETC	44 217	44 499	122 996	118 487	42 227	41 848
9 OTHER MANUF GOODS NES	37 342	45 176	144 421	143 566	49 225	50 588
911 MAIL NOT CLASSED BY KIND 1)	-	-	-	-	-	-
931 SPECIAL TRANSACTIONS 2)	5 134 274	4 688 942	10 201 653	9 627 933	3 509 041	3 384 897
941 ZOO ANIMALS, PETS	10 646	10 567	29 594	27 057	10 107	9 541
951 WAR FIREARMS, AMMUNITION	8 974	9 657	38 612	38 428	13 158	13 593
961 COIN NONGOLD, NONCURRENT 1)	1 056	1 798	107 491	152 056	36 284	53 512
971 GOLD, NON MONETARY NES	2 803	1 889	2 279 895	2 421 126	774 712	855 458
972 GOLD COIN 1)	114	124	373 861	429 198	131 263	151 404
TOTAL	3 430 908 658	3 368 772 152	463 810 992	434 256 917	158 492 049	153 023 456

1) SEE INTRODUCTION CIPHER 2.3 2) INCL. COMPLETE INDUSTRIAL PLANT N.E.S.

4 IMPORTS AND EXPORTS (SPECIAL TRADE) BY GROUPS AND SUBGROUPS OF THE SITC-REV. II
4.2 EXPORTS

GROUP / SUBGROUP	1985 DT = 100 KG	1984	1985 1 000 DM	1984	1985 1 000 \$	1984
001 LIVE ANIMALS	1 825 371	1 855 394	847 910	838 363	294 850	294 461
1 BOVINE CATTLE	1 242 847	1 299 312	573 510	581 728	199 991	204 234
2 SHEEP, LAMBS, GOATS	131 678	92 039	49 642	34 297	17 205	11 824
3 SWINE, LIVE	322 371	338 441	110 962	110 899	38 624	39 139
4 LIVE POULTRY	46 552	47 873	50 480	48 668	17 165	17 212
5 HORSES, ASSES, MULES	81 768	77 605	62 759	62 453	21 668	21 940
9 LIVE ANIMALS FR FOOD NES	155	124	557	318	197	112
011 MEAT FRESH, CHILTD, FROZEN	5 353 076	5 429 390	2 813 894	2 855 634	967 510	1 006 402
1 BOVINE MEAT FRESH, FROZEN	3 977 164	4 096 296	2 267 569	2 331 027	779 710	822 097
2 MUTTON ETC FRSH, CHLD, FRN	4 962	6 992	3 700	5 448	1 269	1 899
3 PIG MEAT FRESH, CHLD, FRZN	775 205	750 629	387 441	369 332	133 295	129 506
4 POULTRY FRESH, CHLD, FRZN	208 485	224 064	53 154	56 695	18 041	20 317
5 HORSE MEAT FRSH, CHLD, FRN	16 589	19 876	9 259	11 061	3 018	3 899
6 EDIBLE OFFAL FRESH, CH, FR	355 037	318 200	71 562	62 845	24 597	22 025
8 MEAT NES FRESH, CHLD, FRZN	15 634	13 333	21 209	19 226	7 580	6 657
012 MEAT DRIED, SALTED, SMOKED	120 065	120 807	86 487	80 613	30 609	28 391
1 PIG MEAT DRIED SLTD, SMKD	119 249	115 654	88 232	79 566	30 524	28 027
9 MEAT NES DRIED, SLTD, SMKD	816	5 153	255	1 047	85	364
014 MEAT PREPD, PRSVD, NES ETC	306 381	313 525	240 907	224 008	82 755	78 935
1 MEAT, FISH EXTRACTS, JUICES	384	662	866	1 333	293	469
2 SAUSAGES INCL TINNED	190 100	185 542	144 104	131 352	49 596	46 255
9 OTH PREPD, PRESRVD MEAT	115 897	127 321	95 937	91 323	32 866	32 211
022 MILK AND CREAM	27 203 059	25 163 392	2 892 634	2 772 765	987 658	973 825
3 MILK AND CREAM FRESH	19 284 660	16 264 440	1 305 010	1 057 999	450 280	370 091
4 MILK, CREAM PRESERVED ETC	7 918 399	8 898 952	1 587 624	1 714 766	537 378	603 734
023 BUTTER	850 445	848 352	436 933	547 005	151 913	193 387
024 CHEESE AND CURD	2 878 029	3 057 065	1 853 010	1 871 549	636 614	656 727
025 EGGS, BIRDS, FRESH, PRSVD	368 249	420 790	109 895	125 184	37 368	44 118
1 EGGS, BIRDS, FRSH IN SHELL	336 199	387 952	92 278	106 863	31 362	37 660
2 EGGS, BIRDS, FR NOT I SHELL	32 050	32 838	17 617	18 321	6 006	6 458
034 FISH FRESH, CHILLED, FROZN	556 383	658 370	250 072	272 285	84 723	96 267
1 FISH FRESH, CHLD, EX FILLT	81 138	119 262	34 010	39 318	11 581	13 929
2 FISH FROZEN, EXCL FILLETS	168 081	174 965	55 017	62 005	18 738	21 976
3 FISH FILLETS, FRESH, CHLTD	37 500	47 751	23 477	26 357	7 882	9 374
4 FISH FILLETS, FROZEN	269 664	316 392	137 568	144 605	46 522	50 988
035 FISH SALTED DRIED, SMOKED	16 546	23 662	15 090	16 913	5 274	5 904
036 SHELL FISH FRESH, FROZEN	124 537	254 932	36 039	38 574	12 478	13 465
037 FISH ETC PREPD PRSVD NES	394 544	329 131	264 864	216 723	91 720	75 997
1 FISH PREPD, PRESRVD NES	353 337	290 047	226 867	191 626	78 419	67 349
2 SHELL FISH PREPD, PRESVD	41 207	39 084	37 997	25 097	13 301	8 648
041 WHEAT ETC UNMILLED	10 452 984	18 027 929	455 002	792 692	158 207	284 229
1 DURUM WHEAT UNMILLED	1 572	364	154	50	57	18
2 OTHER WHEAT UNMILLED	10 451 412	18 027 565	454 848	792 642	158 150	284 211
042 RICE	404 991	447 621	68 285	70 384	23 330	24 785
1 RICE IN HUSK OR HUSKED	18 209	25 690	3 420	4 380	1 162	1 546
2 RICE SEMI-MILLED, MILLED	386 782	421 931	64 865	66 004	22 168	23 242
043 BARLEY UNMILLED	7 258 167	5 829 427	258 998	245 789	86 923	88 098
044 MAIZE UNMILLED	1 206 169	2 026 687	72 532	132 345	25 601	46 219
045 CEREALS NES UNMILLED	101 616	449 719	6 631	20 798	2 384	7 568
1 RYE UNMILLED	65 178	341 543	3 896	14 739	1 427	5 409
2 OATS UNMILLED	30 442	87 208	1 675	3 898	592	1 409
9 OTHER CEREALS UNMILLED	5 996	20 968	1 060	2 161	365	750
046 WHEAT ETC MEAL OR FLOUR	4 825 658	4 946 745	283 062	298 891	97 090	105 523
047 OTHER CEREAL MEALS, FLOUR	1 188 156	1 074 323	71 046	66 465	23 976	23 482
048 CEREAL ETC PREPARATIONS	4 542 030	4 258 269	1 116 174	992 560	382 772	349 599

4 IMPORTS AND EXPORTS (SPECIAL TRADE) BY GROUPS AND SUBGROUPS OF THE SITC-REV. II
4.2 EXPORTS

GROUP / SUBGROUP	1985 DT = 100 KG	1984	1985 1 000 DM	1984	1985 1 000 \$	1984
1 PREPD BREAKFAST FOOD ETC	835 592	1 055 283	174 472	178 632	59 690	63 114
2 MALT INCLUDING FLOUR	1 666 282	1 484 579	121 254	125 078	40 754	44 520
3 MACARONI, SPAGHETTI ETC	166 450	141 478	33 621	29 823	11 401	10 496
4 BAKERY PRODUCTS	1 576 751	1 331 328	643 759	542 229	222 037	190 245
8 OTH CEREAL PREPS, MALT EX	296 955	245 601	143 068	116 798	48 890	41 224
054 VEG ETC FRSH, SMPLY PRSVD	8 484 101	4 383 746	535 234	448 668	183 229	159 373
1 POTATOES FRSH EXCL SWEET	5 888 015	2 366 334	98 931	70 034	35 209	24 572
2 LEGUMINOUS VEGTBLES DRY	146 883	108 309	22 332	18 446	7 440	6 566
4 TOMATOES FRESH	12 804	23 284	2 239	3 706	812	1 253
5 OTHER FRESH VEGETABLES	765 755	484 419	54 373	46 838	18 422	16 955
6 VEGETABLES SIMPLY PRESVD	597 146	530 692	79 937	73 491	27 196	25 895
6 EDIBLE VEG NES FRSH, DRY	1 073 498	870 708	277 422	236 153	94 150	84 132
056 VEGTBLES ETC PRSVD, PREPD	795 803	712 550	250 002	229 625	85 523	80 955
1 VEG DRIED EXCL LEGUMES	91 072	76 589	78 659	66 536	26 779	23 399
4 FLOUR ETC OF FRUIT, VEG	47 639	38 327	11 824	10 528	4 021	3 734
5 VEGTBLES PRSVD, PREPD NES	657 092	597 634	159 519	152 561	54 723	53 822
057 FRUIT, NUTS, FRESH, DRIED	1 490 838	1 454 395	358 136	303 388	121 621	106 986
1 ORANGES, TANGERINES ETC	243 353	275 684	34 637	28 489	11 399	10 347
2 LEMONS, GRAPEFRUIT ETC	114 579	129 746	18 419	17 836	6 386	6 131
3 BANANA, PLANTAIN, FRSH, DRY	47 816	43 857	6 885	7 099	2 332	2 516
4 APPLES FRESH	409 307	363 721	38 505	35 834	13 079	12 932
5 GRAPES FRESH OR DRIED	80 996	100 894	16 822	18 620	5 802	6 386
6 FIGS, FRESH OR DRIED	2 954	2 045	987	681	346	226
7 NUTS EDIBLE FRESH OR DRY	195 154	171 927	137 818	104 923	46 683	36 809
9 FRUIT FRESH OR DRIED NES	396 679	366 521	104 093	89 906	35 594	31 639
058 FRUIT PRESERVED, PREPARED	3 101 341	3 216 817	697 816	653 581	237 084	230 570
2 FRUIT PRESERVED BY SUGAR	767	740	871	760	305	262
3 FRUIT JAMS, JELLIES ETC	155 588	180 415	43 278	38 837	14 793	13 724
5 FRUIT OR VEGETABLE JUICE	2 355 356	2 502 652	409 562	390 665	138 566	137 935
6 FRUIT TEMPORARILY PRESVD	172 747	181 908	43 117	43 617	14 586	15 415
5 FRUIT PREPRD, PRESRVD NES	416 883	381 102	200 988	179 702	68 834	63 234
061 SUGAR AND HONEY	9 821 977	11 292 765	787 546	946 300	276 175	331 666
1 RAW BEET AND CANE SUGAR	90 530	94 606	1 865	5 136	663	1 879
2 REFINED SUGAR ETC	7 999 567	9 283 986	574 446	743 323	202 683	260 304
5 MOLASSES	149 903	423 366	3 464	9 047	1 213	3 139
6 NATURAL HONEY	139 061	103 784	55 100	42 577	19 193	14 985
9 SUGARS AND SYRUPS NES	1 442 916	1 387 023	152 668	146 217	52 423	51 359
062 SUGAR PREPS NON-COCOA	605 669	480 412	288 585	230 459	99 234	80 832
071 COFFEE AND SUBSTITUTES	990 165	899 373	1 393 042	1 224 690	474 891	430 711
1 COFFEE GREEN, ROASTED, SUB	807 921	754 245	931 580	823 973	317 736	289 323
2 COFFEE EXTRACTS, ESSENCES	182 244	145 128	461 462	400 717	157 155	141 388
072 COCOA	814 587	729 906	824 456	621 361	282 458	217 950
1 COCOA BEANS RAW ROASTED	7 014	24 506	4 608	14 781	1 584	5 055
2 COCOA POWDER UNSWEETENED	273 711	276 608	144 128	144 915	49 052	50 800
3 COCOA BUTTER AND PASTE	533 862	428 792	675 720	461 665	231 822	162 095
073 CHOCOLATE AND PRODUCTS	1 081 312	943 096	713 553	612 662	247 814	212 904
074 TEA AND MATE	40 085	27 787	64 698	35 109	22 314	12 260
1 TEA	39 770	27 620	64 518	35 022	22 250	12 229
2 MATE	315	167	180	87	64	31
075 SPICES	56 994	59 775	69 428	71 909	23 633	25 401
1 PEPPER AND PIMENTO	17 456	16 168	18 155	13 840	6 237	4 860
2 SPICES, EXCL PEPPER, ETC	39 538	43 607	51 273	58 069	17 396	20 541
081 FEEDING STUFF FOR ANIMLS	45 381 013	35 609 521	2 244 001	2 070 457	777 429	726 926
1 HAY FODDER GREEN, DRY	9 067 973	6 903 464	110 695	82 775	38 975	28 838
2 BRAN, POLLARD, SHARPS, ETC	1 029 156	1 287 897	34 806	49 183	11 726	17 314
3 VEGETABLE OIL RESIDUES	17 316 022	12 158 451	805 947	730 241	279 592	257 689
4 MEAT OR FISH MEAL FODDER	2 966 428	2 686 121	254 238	292 207	86 919	103 126
9 FOOD WASTE AND FEED NES	15 001 434	12 573 588	1 038 315	916 051	360 217	319 959
091 MARGARINE AND SHORTENING	1 666 989	1 442 070	322 786	270 735	109 554	95 187
3 PIG, POULTRY FAT RENDERED	875 464	834 965	134 421	118 542	45 496	41 698
4 MARGARINE, EDIBLE FAT NES	791 525	607 105	188 365	152 193	64 058	53 489
098 EDIBLE PRODCTS, PREPS NES	2 008 555	1 696 231	809 812	726 886	277 170	256 711
111 NON-ALCOHL BEVERAGES NES	62 947 721	61 241 246	221 012	156 171	75 297	55 420

4 IMPORTS AND EXPORTS (SPECIAL TRADE) BY GROUPS AND SUBGROUPS OF THE SITC-REV. II
4.2 EXPORTS

GROUP / SUBGROUP	1985 DT * 100 KG	1984	1985 1 000 DM	1984	1985 1 000 \$	1984
112 ALCOHOLIC BEVERAGES	7 918 239	7 720 262	1 852 334	1 699 126	634 295	596 864
1 WINE OF FRESH GRAPES ETC	2 918 779	3 142 589	1 055 648	991 793	362 169	347 520
2 CIDER, PERRY, MEAD, ETC	30 082	22 825	5 980	4 425	2 132	1 519
3 BEER, ALE, STOUT, PORTER	4 839 052	4 442 237	695 064	615 489	237 056	217 147
4 DISTILLED ALCOHOLIC BEVS	130 326	112 611	95 642	87 419	32 938	30 678
121 TOBACCO UNMNFCTRD, REFUSE	129 914	134 009	67 896	57 644	23 318	20 276
1 TOBACCO, NOT STRIPPED	42 704	59 329	13 296	17 110	4 592	6 023
2 TOBACCO STRIPPED	42 555	33 466	51 318	37 827	17 621	13 297
3 TOBACCO REFUSE	44 655	41 214	3 282	2 707	1 105	956
122 TOBACCO MFRS	595 223	535 570	1 369 643	1 184 879	468 310	416 211
1 CIGARS, CHERROOTS	7 480	7 166	38 837	37 284	13 425	13 180
2 CIGARETTES	521 548	481 386	1 241 098	1 091 244	424 166	383 390
3 OTHER MFD TOBACCO	66 195	47 018	89 708	56 351	30 719	19 641
211 HIDES, SKINS, UNDRESSED	1 316 535	1 414 236	550 547	559 975	186 856	196 730
1 BOVINE, EQUINE HIDES	1 111 669	1 140 576	459 127	476 908	155 804	167 320
2 CALF AND KIP SKINS	83 306	83 476	61 622	60 352	20 838	21 426
4 GOAT AND KID SKINS	327	434	596	783	219	265
6 SHEEP SKIN COMMON W WOOL	48 920	41 785	18 379	12 386	6 329	4 361
7 SHEEP SKIN WITHOUT WOOL	3 470	4 462	2 563	2 910	879	1 011
9 SKIN NES, WASTE, USED LTHR	68 843	143 503	8 260	6 636	2 787	2 347
212 FUR SKINS UNDRESSED	2 852	2 386	41 303	36 171	13 839	12 994
222 SEEDS FOR 'SOFT' FIXED OIL	1 079 445	1 189 032	130 028	147 701	45 463	50 499
1 GROUNDNUTS GREEN	71 784	53 715	17 861	13 865	6 228	4 851
2 SOYA BEANS, EXCL FLOUR	86 118	105 008	7 924	10 182	2 672	3 595
3 COTTON SEED, EXCL FLOUR	-	-	-	-	-	-
4 SUNFLOWER SEEDS	51 657	28 454	7 315	3 914	2 510	1 346
5 SESAME SEEDS	4 351	4 988	1 530	1 531	527	543
6 RAPE AND COLZA SEEDS	865 535	996 867	95 398	118 203	33 526	40 164
223 SEEDS FOR OTH FIXED OILS	100 969	105 155	17 775	19 944	6 043	7 015
1 COPRA EXCL FLOUR, MEAL	-	-	-	-	-	-
2 PALM NUTS AND KERNELS	140	178	125	11	40	4
4 LINSEED, EXCL FLOUR, MEAL	11 278	8 815	2 466	2 154	843	760
5 CASTOR OIL SEED	-	-	-	-	-	-
8 OIL SEEDS & FRUIT NES	47 239	49 428	9 087	10 868	3 080	3 824
9 OIL SEED FLOUR AND MEAL	42 312	46 734	6 097	6 911	2 080	2 427
232 NATURAL RUBBER, GUMS	48 215	43 959	13 496	14 777	4 625	5 214
233 RUBBER, SYNTHETIC, RECLAIMD	3 853 477	3 638 801	1 078 829	987 480	368 085	348 054
1 SYNTHETIC RUBBER ETC	3 414 790	3 260 717	1 037 189	956 925	353 676	337 260
2 RCLMD, SCRAP UNHARDND RUB	438 687	378 084	41 640	30 555	14 409	10 794
244 CORK RAW AND WASTE	1 175	996	644	764	217	269
245 FUEL WOOD NES, CHARCOAL	96 036	92 267	8 880	8 886	2 985	3 166
246 PULPWOOD, CHIPS, WOODWASTE	20 081 765	16 939 410	249 550	183 200	86 741	64 113
247 OTH WOOD ROUGH, SQUARED	13 559 109	7 197 330	280 131	182 925	95 548	64 563
1 SAW, VENEER-LOGS CONIFER	9 108 159	3 804 964	160 748	83 314	54 563	29 344
2 SAW, VENEER-LOGS NON-CON	2 390 798	1 799 766	66 573	56 764	22 753	20 152
9 PTPROPS, POLES, PILING, ETC	2 060 152	1 592 600	52 810	42 847	18 232	15 067
248 WOOD SHAPED	8 461 779	7 496 165	590 209	528 412	202 777	186 133
1 RAILWAY SLEEPERS, TIES	320 176	246 856	14 073	12 280	4 777	4 314
2 LUMBER SHAPED CONIFER	4 807 723	4 276 561	338 703	306 110	116 103	107 962
3 LUMBER SHAPED NON-CONIFR	3 333 880	2 972 748	237 433	210 022	81 897	73 857
251 PULP AND WASTE PAPER	10 121 934	9 044 448	388 252	385 679	131 938	135 378
1 WASTE PAPER	8 912 300	7 584 098	217 336	187 891	73 693	65 533
2 MECHANICAL WOOD PULP	26 213	21 930	1 400	1 009	458	348
6 CHEM WOOD PULP DISSOLVNG	319 132	536 310	50 076	75 926	17 148	26 893
7 SULPHATE WOOD PULP	36 967	57 056	4 592	7 386	1 629	2 597
8 SULPHITE WOOD PULP	816 487	836 685	111 106	110 498	37 688	38 947
9 OTHER CELLULOSIC PULPS	10 835	8 369	3 742	2 969	1 322	1 060
261 SILK	3 926	4 045	10 915	13 594	3 731	4 795
3 RAW SILK NOT THROWN	5	14	42	117	13	40
4 SILK WORM COCOONS, WASTE	3 921	4 031	10 873	13 477	3 718	4 755
263 COTTON	651 901	619 278	210 242	209 316	70 857	73 784

4 IMPORTS AND EXPORTS (SPECIAL TRADE) BY GROUPS AND SUBGROUPS OF THE SITC-REV. II
4.2 EXPORTS

GROUP / SUBGROUP	1985 DT = 100 KG	1984	1985 1 000 DM	1984	1985 1 000 \$	1984
1 RAW COTTON, EXCL LINTERS	164 727	118 771	79 142	63 436	26 571	22 443
2 COTTON LINTERS	227 705	244 515	77 196	89 172	26 118	31 366
3 COTTON WASTE UNCOMBED	258 591	255 463	53 332	56 329	17 963	19 843
4 COTTON CARDED COMBED	878	529	572	379	205	132
264 JUTE, OTH TEX BAST FIBRES	13 695	10 348	787	934	281	323
265 VEG FIBRE, EXCL COTN JUTE	17 962	17 980	3 825	4 124	1 285	1 450
1 FLAX & RAMIE, TOW & WASTE	6 529	9 496	2 386	3 101	793	1 086
2 TRUE HEMP, TOW, WASTE	171	474	248	229	85	82
4 AGAVE FIBRES AND WASTE	8 367	3 447	836	303	285	109
5 MANILA FIBRE, TOW, WASTE	-	-	3	-	1	-
9 VEG TEXT FIBRE, WASTE, NES	2 895	4 563	352	491	121	173
266 SYNTHETIC FIBRE TO SPIN	3 278 163	3 052 804	1 507 279	1 375 648	516 167	485 869
5 DISCN SYNTH FIBRE UNCOMBED	2 463 789	2 358 201	1 117 354	1 052 700	382 445	371 321
6 CONTIN FILAMNT TOW SYNTH	731 706	624 235	335 689	280 359	115 069	99 580
7 DISCN SYNTH FIBRE COMBED	82 668	70 368	54 236	42 589	18 653	14 968
267 OTHER MAN-MADE FIBRES	988 851	941 467	390 388	362 555	133 410	128 312
1 REGENERATO FIBRE TO SPIN	571 355	526 882	308 176	278 469	105 538	96 570
2 WASTE OF MAN-MADE FIBRES	417 496	414 585	82 212	84 086	27 872	29 742
268 WOOL (EXC TOPS), ANML HAIR	166 560	156 117	149 015	138 487	50 409	48 780
1 WOOL GREASY, FLEECE-WASHED	25 343	16 077	14 919	7 266	5 069	2 534
2 WOOL DEGREASED	47 302	47 932	43 329	43 182	14 662	15 247
3 FINE HAIR UNCOMBED	4 083	7 531	26 152	28 266	8 854	10 003
5 COARSE HAIR UNCOMBED	5 072	6 603	5 213	5 054	1 785	1 784
6 WASTE OF WOOL, HAIR NES	74 382	70 030	40 680	35 754	13 750	12 590
7 WOOL OR HAIR COMBED	10 378	9 944	18 722	18 965	6 289	6 622
269 WASTE OF TEXTILE FABRICS	1 665 024	1 580 252	195 266	171 952	66 699	60 634
271 FERTILIZERS, CRUDE	1 676 039	1 419 943	12 617	10 941	4 260	3 859
1 ANIMAL, VEG FERTLZR, CRUDE	1 107 744	970 898	6 717	6 431	2 264	2 287
2 NATURAL SODIUM NITRATE	-	-	-	-	-	-
3 NATURAL PHOSPHATES NES	98 238	24 459	1 849	1 145	597	426
4 NTRL POTASSIC SALTS, CRUDE	470 057	424 586	4 051	3 365	1 399	1 176
273 STONE, SAND AND GRAVEL	163 660 947	185 717 040	270 591	284 521	93 327	100 063
1 BLDG, DIMENSION STONE	6 906 795	11 321 268	23 161	34 316	7 900	12 077
2 CALCAREOUS STONE	3 600 368	9 227 769	38 332	33 219	13 186	11 722
3 SAND, EXCL METAL-BEARING	63 504 831	71 418 798	70 895	69 865	24 425	24 598
4 GRAVEL, CRUSHED STONE	89 648 953	99 749 205	138 203	147 121	47 816	51 666
274 SULPHUR ETC	6 691 691	5 109 377	302 105	180 914	103 106	63 076
1 SULPHUR	6 679 524	5 096 355	300 511	179 263	102 555	62 492
2 IRON PYRITES UNROASTED	12 167	13 022	1 594	1 651	551	584
277 NATURAL ABRASIVES NES	3 644 138	3 541 331	69 625	53 753	23 741	18 910
1 INDUSTRIAL DIAMONDS	5	-	13 054	11 326	4 490	3 994
2 OTHER NATURAL ABRASIVES	3 644 133	3 541 331	56 571	42 427	19 251	14 916
278 OTHER CRUDE MINERALS	107 588 481	108 700 272	665 123	632 085	226 931	222 682
2 REFRACTORY MINERALS NES	19 446 975	20 809 079	238 793	229 891	81 828	80 981
3 SALT	23 598 377	21 161 756	120 546	89 825	40 850	31 550
4 ASBESTOS CRDE, SMPLY WRKD	30 645	149 277	6 037	27 388	2 014	9 812
5 QUARTZ, MICA, FELSPAR, ETC	1 294 884	1 461 858	27 048	22 042	9 289	7 760
6 SLAG, SCALINGS, DROSS, ETC	35 929 504	37 300 699	55 043	60 893	18 891	21 439
9 MINERALS CRUDE NES	27 288 096	27 817 603	217 656	202 046	74 059	71 170
281 IRON ORE, CONCENTRATES	194 850	354 997	1 126	1 442	393	508
4 ROASTED IRON PYRITES	169 298	324 782	276	445	98	155
5 IRON ORE CONC NOT AGGLOM	25 552	30 215	847	997	294	353
6 IRON ORE AGGLOMERATES	-	-	3	-	1	-
282 IRON AND STEEL SCRAP	34 068 813	32 683 722	1 223 759	1 090 521	414 860	384 616
286 URANIUM, THORIUM ORE, CONC	-	-	2	-	1	-
287 BASE METAL ORES, CONC NES	5 881 912	5 787 888	551 736	533 000	185 746	187 683
1 CPR ORE ETC INC CEMNT CP	6 743	11 351	493	6 200	156	2 286
2 NICKEL ORES, CONCENTRATES	14 910	17 859	20 077	21 837	6 579	7 793
3 ALUMINIUM ORES, ALUMINA	4 096 181	4 157 709	270 468	258 037	91 853	91 050
4 LEAD ORES, CONCENTRATES	99 906	30	4 920	1	1 672	1
5 ZINC ORES, CONCENTRATES	1 207 046	1 165 910	83 382	91 376	28 062	32 261
6 TIN ORES, CONCENTRATES	1 098	76	2 372	27	797	9
7 MANGANESE ORE, CONCENTRTE	11 436	7 569	1 141	531	383	188
9 NONFER ORE, CONCENTRTE NES	444 592	427 384	168 883	154 991	56 244	54 095

4 IMPORTS AND EXPORTS (SPECIAL TRADE) BY GROUPS AND SUBGROUPS OF THE SITC-REV. II
4.2 EXPORTS

GROUP / SUBGROUP	1985 DT * 100 KG	1984	1985 1 000 DM	1984	1985 1 000 \$	1984
288 NONFERR METAL SCRAP NES	4 944 054	4 723 634	688 868	703 324	233 288	248 303
1 METALIFEROUS NONFER WSTE	2 845 632	2 632 978	157 645	165 116	53 994	58 082
2 OTH NONFER MTL SCRAP NES	2 078 422	2 090 656	531 223	538 208	179 294	190 211
289 PREC METAL ORE,WASTE NES	4 513	6 295	13 661	11 375	4 575	4 004
291 CRUDE ANIMAL MTRIALS NES	1 497 667	1 386 916	358 582	343 526	122 856	120 986
1 BONES,IVORY,HORNS,ETC	682 549	578 788	29 287	25 200	10 111	8 877
9 OTH ANIMAL MATERIALS NES	815 118	808 128	329 295	318 326	112 745	112 079
292 CRUDE VEG MATERIALS NES	869 293	808 260	752 826	628 720	257 219	221 469
2 NAT GUMS,RESINS,LACS,ETC	61 156	54 748	88 621	57 340	30 481	20 152
3 VEG PLAITING MATERIALS	15 488	14 868	7 752	8 607	2 674	3 034
4 VEG USED IN PHARMACY ETC	90 066	91 727	78 425	66 172	27 219	23 330
5 SEEDS,ETC FOR PLANTING	107 690	110 725	161 776	136 086	54 220	48 201
6 LIVE PLANTS,BULBS,ETC	437 028	386 967	179 775	160 591	62 568	55 180
7 CUT FLOWERS,FOLIAGE	44 582	45 143	30 202	30 475	10 580	10 540
9 OTH CRUDE VEG MATERIALS	113 286	104 082	205 275	169 449	69 477	60 032
322 COAL,LIGNITE,PEAT	94 938 662	116 691 565	2 209 279	2 537 882	751 448	894 646
1 ANTHRACITE,NOT AGGLOMRD	19 580 666	21 361 819	710 305	707 476	242 511	249 324
2 OTH COAL,NOT AGGLOMERATD	60 139 366	83 526 465	1 308 006	1 687 547	443 520	594 894
3 LIGNITE,NOT AGGLOMERATED	4 589 169	3 070 224	63 212	35 753	21 781	12 495
4 PEAT,NOT AGGLOMERATED	10 689 461	8 933 067	127 756	107 106	43 636	37 933
323 BRIQUETS,COKE,SEMI-COKE	64 478 090	77 702 921	2 150 859	2 331 713	732 195	815 946
1 BRIQUETTES,OVOIDS ETC	12 865 413	11 800 039	356 015	313 962	121 397	109 227
2 COKE,SEMI-COKE,RTRT CRBN	51 612 677	65 902 882	1 794 844	2 017 751	610 798	706 738
333 CRUDE PETROLEUM	14 144	50 077	487	1 606	181	562
334 PETROLEUM PRODUCTS,REFIN	68 147 627	74 124 709	5 526 234	5 602 701	1 868 850	1 971 100
1 GASOLINE,OTH LIGHT OILS	14 718 587	14 358 186	1 245 104	1 155 583	420 011	408 283
2 KEROSENE,OTH MEDIUM OILS	13 482 278	11 459 833	1 137 679	984 248	390 580	345 361
3 GAS OILS	11 027 735	11 284 753	840 033	813 524	281 864	287 825
4 FUEL OILS,NES	23 483 211	31 876 923	1 224 121	1 652 756	407 997	578 542
5 LUBS PETROLEUM OILS NES	5 465 816	5 148 414	1 079 297	996 590	368 398	351 119
335 RESIDUAL PETRLM PROD NES	18 646 671	17 465 974	1 324 024	1 204 766	452 766	422 233
1 MINERAL JELLY,WAX	1 754 873	1 628 744	282 190	268 004	96 508	90 813
2 MINERAL TARS AND PRODCTS	5 376 242	5 191 678	391 725	383 920	132 422	133 835
3 MIN TAR PITCH,PITCH COKE	3 101 181	3 356 765	213 419	215 627	72 980	76 355
4 PETROLM BITUMEN,COKE NES	8 414 371	7 288 787	436 690	347 215	150 856	121 230
341 GAS NATURAL AND MANUFCTD	53 304 629	69 043 111	3 119 149	3 623 822	1 045 173	1 278 935
3 PETROLM GASES,LIQUEFIED	4 752 029	5 057 095	361 390	381 861	122 717	135 212
4 PETROLM GASES,GASEOUS	48 552 600	63 986 016	2 757 759	3 241 961	922 456	1 143 723
5 COAL GAS,WATER GAS ETC						
351 ELECTRIC ENERGY, MWH	13 454 021	10 896 818	954 083	802 278	326 254	286 185
411 ANIMAL OILS AND FATS	2 050 279	2 293 216	257 266	281 854	87 188	98 723
1 OILS OF FISH,WALES ETC	20 893	33 600	2 847	3 877	970	1 348
3 ANIML OIL,FAT,GREASE NES	2 029 386	2 259 616	254 419	277 977	86 218	97 375
423 FIXED VEG OILS,SOFT	7 165 722	5 186 211	1 333 270	1 078 965	455 953	376 299
2 SOYA BEAN OIL	1 924 049	1 393 552	370 457	288 531	126 927	102 027
3 COTTON SEED OIL	52 617	51 952	14 926	14 286	4 851	5 321
4 GROUNDNUT,PEANUT OIL	15 712	13 733	5 832	4 702	1 622	1 631
5 OLIVE OIL	2 128	1 696	1 214	821	417	288
6 SUNFLOWER SEED OIL	1 078 774	732 506	234 769	175 971	79 170	61 622
9 OTH FIXED VEG OILS,SOFT	4 092 442	3 032 772	706 373	594 655	242 766	205 410
424 FIXED VEG OIL NONSOFT	1 463 108	1 257 529	337 048	328 314	115 465	115 874
1 LINSEED OIL	462 572	348 211	95 065	61 393	33 166	21 733
2 PALM OIL	286 042	212 530	61 180	51 360	20 846	18 131
3 COCONUT(COPRA)OIL	187 366	201 444	51 762	74 540	17 414	26 235
4 PALM KERNEL OIL	27 164	77 232	6 690	21 510	2 191	7 723
5 CASTOR OIL	35 996	36 540	10 661	16 785	3 603	5 963
9 FIXED VEGETABLE OILS NES	463 968	381 572	111 690	102 726	38 245	36 089
431 PROCESD ANML VEG OIL,ETC	4 688 955	4 560 422	867 695	881 548	294 677	310 623
1 PROCESD ANML VEG OIL NES	323 214	394 308	102 583	115 434	34 543	40 824
2 HYDROGENATED OIL,FAT	2 018 613	1 843 216	383 624	375 138	130 692	132 195
3 FATTY ACIDS ETC,RESIDUES	2 340 724	2 315 829	374 940	384 821	127 212	135 416
4 ANIMAL,VEGETABLE WAXES	6 404	7 069	6 548	6 155	2 230	2 188
511 HYDROCARBONS NES,DERIVS	22 567 551	24 653 162	3 118 736	3 355 250	1 057 037	1 185 185

4 IMPORTS AND EXPORTS (SPECIAL TRADE) BY GROUPS AND SUBGROUPS OF THE SITC-REV. II
4.2 EXPORTS

GROUP / SUBGROUP	1985 DT = 100 KG	1984	1985 1 000 DM	1984	1985 1 000 \$	1984
1 ACYCLIC HYDROCARBONS	5 604 234	6 826 296	793 065	952 194	266 879	336 427
2 CYCLIC HYDROCARBONS	7 973 516	8 961 313	1 101 023	1 254 438	372 354	443 450
3 HALOG DERIV OF HYDROCARB	8 640 339	8 489 367	1 119 712	1 043 906	382 046	368 358
4 HYDROCARB DERIV NONHALOG	349 462	376 186	104 936	104 712	35 758	36 950
512 ALCOHOLS, PHENOLS, ETC	12 812 094	12 126 862	2 923 695	2 655 364	995 638	935 159
1 ACYCLIC ALCOHOLS, DERIVS	10 141 383	9 929 966	2 096 264	1 942 768	713 425	684 078
2 CYCLIC ALCOHOLS, DERIVS	89 264	87 416	90 248	78 713	30 538	27 765
3 PHENOLS, PHEN ALCS, DERIVS	2 581 447	2 109 480	737 183	633 863	251 675	223 315
513 ORGANIC ACIDS, ETC	12 039 109	11 771 032	3 215 326	3 000 938	1 093 978	1 057 496
7 MONOACIDS AND DERIVS	6 232 854	6 082 685	1 629 938	1 546 057	554 527	545 384
8 POLYACIDS AND DERIVS	5 176 418	5 066 175	1 046 955	1 012 458	356 384	356 711
9 OXY-FUNCT ACIDS, DERIVS	629 837	622 172	538 433	442 423	183 067	155 401
514 NITROGEN-FUNCTN COMPOUNDS	6 156 307	5 999 661	4 551 416	4 439 183	1 547 175	1 564 080
5 AMINE-FUNCTION COMPOUNDS	1 591 525	1 657 262	945 436	910 204	322 564	320 710
6 OXYGEN-FUNCT AMINO-CMPNDS	1 206 478	1 063 836	1 661 246	1 831 058	562 471	573 281
7 AMIDE-FUNCT CMPD, EXC UREA	847 093	790 472	664 655	699 769	226 456	246 787
8 OTH NITROGEN FUNCT CMPDS	2 511 211	2 488 091	1 280 079	1 198 152	435 684	423 302
515 ORG-INORG COMPOUNDS ETC	2 367 901	2 309 544	3 143 935	2 728 189	1 067 759	963 113
4 ORGANO-SULPHUR COMPOUNDS	625 108	616 151	477 072	458 330	163 069	161 803
5 OTHR ORG-INORG COMPOUNDS	290 440	287 210	384 552	358 481	130 767	126 617
6 HETEROCYCLIC CMPDS ETC	1 433 104	1 382 300	2 100 970	1 733 447	712 932	611 746
7 SULPHONAMIDES, ETC	19 249	23 883	181 341	177 931	60 991	62 947
516 OTHER ORGANIC CHEMICALS	8 488 504	7 428 566	2 204 911	1 978 889	747 978	699 267
1 ETHERS, EPOXIDES, ACETALS	5 057 318	4 192 417	934 909	803 057	317 821	283 345
2 ALDEHYDE ETC FNCT CMPNDS	2 786 571	2 606 305	667 664	621 738	225 500	219 996
3 INORGANIC ESTERS, ETC	433 284	429 200	326 759	320 423	110 794	113 689
4 OTHER ORGANIC CHEMICALS	211 331	200 644	275 579	233 671	93 863	82 237
522 INORG ELEMNTS, OXIDES, ETC	40 175 843	37 539 437	3 146 476	2 913 985	1 073 740	1 027 662
1 CHEMICAL ELEMENTS	3 035 172	2 918 614	686 745	608 164	234 055	214 086
2 INORGANIC ACIDS ETC	10 247 985	9 058 558	592 595	550 159	202 575	193 921
3 HALGN, SULPHR CMPD NONMET	781 473	769 903	133 025	112 236	45 534	39 640
4 ZINC, IRON, LEAD ETC OXIDE	2 878 211	2 828 311	724 613	647 204	248 088	228 097
5 INORGANIC BASES ETC NES	23 233 002	21 964 051	1 009 498	996 222	343 518	351 918
523 OTHR INORGANIC CHEMICALS	21 832 963	20 822 184	2 471 399	2 316 582	843 122	815 679
1 METAL CMPD OF INORG ACID	9 483 017	9 007 696	722 144	651 642	246 277	229 713
2 CONTINUATION OF 5231	10 969 305	10 454 955	1 069 074	1 000 943	365 275	352 800
3 METALLIC ACID SALTS ETC	279 648	312 900	336 406	347 310	114 645	121 844
9 INORG CHEM PRODUCTS NES	1 100 993	1 046 633	343 775	316 687	116 925	111 322
524 RADIOACTIVE ETC MATERIAL	14 860	25 473	515 121	734 799	174 462	257 923
1 RADIOACTIVE ELEMENTS ETC	12 328	17 988	472 058	723 566	160 812	254 026
9 OTH RADIOACTIVE ETC MTLs	2 532	7 485	43 063	11 233	13 650	3 897
531 SYNT DYF, NAT INDGO, LAKES	1 359 545	1 228 042	3 045 022	2 846 199	1 040 333	1 005 885
1 SYNTN ORGANIC DYESTUFFS	931 269	891 930	2 486 336	2 370 791	849 848	838 042
2 SYNTN LUMIN, INDGO, LAKES	428 276	336 112	558 686	475 408	190 485	167 843
532 DYES NES, TANNING PRODS	980 596	976 208	238 471	231 895	81 270	81 902
2 DYE TANN EXTRACTS, TANNINS	5 019	5 019	9 792	8 606	3 319	3 026
3 SYNTHETIC TANNING PRODS	975 577	971 189	228 679	223 289	77 951	78 876
533 PIGMENTS, PAINTS, ETC	8 376 181	8 196 205	3 335 678	3 023 227	1 141 675	1 065 928
1 COLOURING MATERIAL NES	2 607 893	2 618 922	966 203	821 951	329 958	289 530
2 PRINTING INKS	363 499	328 649	285 127	252 508	98 060	88 691
4 VARNISH, DISTEMPER, ETC	2 133 406	2 051 174	1 430 152	1 344 396	489 423	474 679
5 GLAZES, DRIERS, PUTTY ETC	3 271 383	3 197 460	654 196	604 372	224 234	213 028
541 MEDICINAL ETC PRODUCTS	1 110 476	1 024 006	6 938 753	6 126 655	2 367 525	2 160 007
1 VITAMINS, PROVITAMINS	192 325	202 897	732 332	729 238	249 255	258 477
3 ANTIBIOTICS	16 774	13 190	363 423	258 086	123 168	91 127
4 VEG ALKALOIDS AND DERIVS	61 746	61 872	465 065	364 356	157 904	128 223
5 HORMONES	818	904	310 005	288 482	104 965	102 028
6 GLYCOSIDES, GLANDS, SERA	16 078	13 283	322 415	250 618	109 884	88 180
7 MEDICAMENTS	670 021	606 502	4 172 451	3 767 895	1 425 688	1 326 851
9 PHARMACEUTICAL GOODS	132 716	125 358	573 062	467 980	196 661	165 121
551 ESSENTL OIL, PERFUME, ETC	136 293	117 333	378 312	333 866	129 394	117 679
3 ESSENTIAL OILS ETC	13 048	10 839	25 696	23 666	8 716	8 351
4 MIXED PERFUME SUBSTANCES	123 245	106 494	352 616	310 200	120 678	109 328
553 PERFUMERY, COSMETICS, ETC	857 899	819 650	1 039 265	949 907	356 971	334 236
554 SOAPS, CLEANING ETC PREPS	6 264 336	5 775 607	1 883 839	1 702 013	643 017	600 768

4 IMPORTS AND EXPORTS (SPECIAL TRADE) BY GROUPS AND SUBGROUPS OF THE SITC-REV. II
4.2 EXPORTS

GROUP / SUBGROUP	1985 DT * 100 KG	1984	1985 1 000 DM	1984	1985 1 000 \$	1984
1 SOAPS	330 163	301 009	150 123	135 802	51 608	47 691
2 WASHING PREPARATIONS ETC	5 665 778	5 218 795	1 627 655	1 475 693	555 198	521 212
3 POLISHES ETC	288 395	255 803	106 061	90 518	36 211	31 865
562 FERTILIZERS MANUFACTURED	47 697 285	52 056 543	1 588 884	1 631 839	534 387	577 448
1 CHEM NITROGENOUS FERTILZR	14 928 425	14 863 936	482 741	459 807	162 839	162 584
2 CHEM PHOSPHATIC FERTILZR	823 947	717 879	19 077	17 854	6 485	6 237
3 CHEM POTASSIC FERTILIZER	23 326 726	25 954 519	689 950	731 674	232 490	257 549
9 FERTILIZERS NES	8 618 187	10 520 209	397 116	422 504	132 573	151 078
572 EXPLOSIVES, PYROTECH PROD	176 409	162 408	184 556	159 346	63 653	55 679
1 PREPARED EXPLOSIVES	129 798	121 311	63 279	59 597	21 673	20 885
2 FUSES, PRIMERS, DETONATORS	13 464	10 654	59 148	41 691	20 220	14 689
3 PYROTECHNIC PRODUCTS	33 147	30 443	62 129	58 058	21 760	20 105
582 PROD OF CONDENSATION ETC	12 618 789	12 008 280	6 133 845	5 564 406	2 094 864	1 962 206
1 PHENOPLASTS	715 150	648 542	218 899	196 963	75 152	69 503
2 AMINOPLASTS	2 552 629	2 772 481	473 471	466 121	161 838	164 216
3 ALKYDS, OTHER POLYESTERS	3 536 536	3 274 751	1 874 970	1 705 818	639 487	602 101
4 POLYAMIDES	1 593 262	1 500 141	1 057 563	957 140	360 466	337 866
5 POLYURETHANES	1 213 295	1 060 057	759 583	664 635	259 836	234 226
6 EPOXIDE RESINS	436 882	422 401	297 834	281 737	101 481	99 267
7 SILICONES	445 361	434 742	471 732	455 437	161 446	160 266
8 ION EXCH. CONDENS ETC TYPE	843	744	1 092	1 011	354	353
9 OTH CONDENSATION ETC PROD	2 124 829	1 894 421	978 701	835 544	334 804	294 408
583 PROD OF POLYMERIZING ETC	33 536 267	31 618 175	10 431 374	9 739 388	3 565 081	3 433 014
1 POLYETHYLENE	8 472 630	8 257 137	2 288 792	2 249 648	773 966	794 121
2 POLYPROPYLENE	2 252 435	2 169 281	751 786	735 671	256 714	258 718
3 POLYSTYRENE, ITS COPOLYMR	6 213 478	5 842 253	1 830 255	1 686 549	624 740	594 574
4 POLYVINYL CHLORIDE	8 809 256	7 985 111	2 775 059	2 496 865	950 672	879 301
5 VINYL CHLOR. ACET COPOLYM	351 109	332 070	88 133	83 436	30 303	29 323
6 ACRYLIC POLYMERS ETC	2 038 481	1 854 131	816 124	723 647	279 107	254 823
7 POLYVINYL ACETATE	529 497	491 536	131 580	118 764	44 948	41 734
8 ION EXCH. POLYMR ETC TYPE	113 523	116 694	75 421	63 526	26 163	22 284
9 OTH POLYMERIZATION ETC PROD	4 755 858	4 569 962	1 694 224	1 581 282	578 468	558 136
584 CELLULOSE DERIVATIVES ETC	1 101 444	1 021 680	854 828	804 821	292 132	283 885
1 REGENERATED CELLULOSE	138 066	138 385	217 657	229 534	74 529	80 805
2 CELLULOSE NITRATES	175 186	180 000	91 884	89 541	31 393	31 465
3 CELLULOSE ACETATES	106 143	98 863	92 787	84 551	31 819	29 900
9 OTH CELL DERIV. VULC FBRE	682 049	604 432	452 500	401 195	154 391	141 715
585 PLASTIC MATERIALS NES	600 817	598 588	253 213	231 912	86 366	81 573
1 MODIFIED NATL RESINS ETC	51 422	57 654	22 262	23 177	7 559	8 166
2 OTH ART PLASTIC MTLs NES	549 395	540 934	230 951	208 735	78 807	73 407
591 PESTICIDES, DISINFECTANTS	2 088 419	2 266 239	2 533 838	2 374 982	857 286	841 042
1 INSECTICIDES, RETAIL ETC	481 338	576 826	599 136	632 310	202 902	223 326
2 FUNGICIDES, RETAIL ETC	634 081	661 886	941 377	749 621	319 899	255 350
3 HERBICIDES, RETAIL ETC	550 201	564 457	716 519	695 067	242 062	246 236
4 DISINFECTANTS ETC, RETAIL	422 799	463 070	274 806	297 984	92 423	106 130
592 STARCH, INULIN, GLUTEN, ETC	3 018 580	2 774 070	790 276	719 184	270 071	253 629
1 STARCHES, INULIN, GLUTEN	1 517 317	1 248 708	159 523	132 977	54 659	46 503
2 ALBUMINOIDAL SUBST. GLUES	1 501 263	1 525 362	630 755	586 207	215 412	207 126
598 MISC CHEMICAL PRODS NES	25 444 433	23 601 839	6 222 176	5 699 095	2 128 490	2 009 022
1 CHEMICALS FROM WOOD, RESIN	1 114 096	983 277	63 113	63 054	21 490	22 169
2 ANTI-KNOCK PREPS, ETC	892 126	755 926	380 756	306 858	130 680	107 790
3 ORGANIC CHEM PRODS NES	775 589	910 524	291 341	350 482	99 336	123 966
9 CHEM PRODS AND PREPS NES	22 662 622	20 952 112	5 486 966	4 978 701	1 876 984	1 755 097
601 INDUSTRIAL PLANT, CHAP 62	-	-	-	-	-	-
602 INDUSTRIAL PLANT, CHAP 68	8 230	1 419	638	470	236	159
603 INDUSTRIAL PLANT, CHAP 69	26 668	42 652	4 243	10 082	1 358	3 408
604 INDUSTRIAL PLANT, CHAP 70	106	338	588	2 012	179	728
605 INDUSTRIAL PLANT, CHAP 73	326 580	444 529	339 632	563 980	115 940	199 511
606 INDUSTRIAL PLANT, CHAP 76	726	2 225	2 144	6 666	770	2 463
607 INDUSTRIAL PLANT, CHAP 82	2 943	3 013	17 264	18 615	5 952	6 639
611 LEATHER	350 710	315 264	963 992	879 097	330 032	309 759

4 IMPORTS AND EXPORTS (SPECIAL TRADE) BY GROUPS AND SUBGROUPS OF THE SITC-REV. II
4.2 EXPORTS

GROUP / SUBGROUP	1985 DT = 100 KG	1984	1985 1 000 DM	1984	1985 1 000 \$	1984
2 LEATHER ARTIFIC, RECONST	149 088	130 237	51 076	41 294	17 561	14 541
3 CALF LEATHER	17 784	15 582	140 745	116 027	48 396	40 806
4 LEATHR BOVINE NES, EQUINE	158 039	146 077	545 267	507 831	186 713	179 266
5 LEATHER FROM SHEEP, LAMBS	10 452	10 655	107 219	104 996	36 478	36 818
6 LEATHER NES	10 290	9 005	98 396	94 759	33 570	33 363
8 LEATHER SPECIALLY FINSHD	5 057	3 708	21 289	14 190	7 314	4 965
612 LEATHER ETC MANUFACTURES	135 996	126 456	304 540	269 867	104 749	94 945
1 LEATHER BELTING ETC	1 627	1 711	20 325	19 226	7 007	6 778
2 HARNESS-MAKERS GOODS	5 454	5 023	28 863	25 180	9 971	8 819
3 PREPD PARTS OF FOOTWEAR	123 018	113 702	232 296	204 863	79 805	72 125
9 LEATHER MANUFACTURES NES	5 897	6 020	23 056	20 598	7 966	7 223
613 FUR SKINS TANNED, DRESSED	29 108	27 316	733 660	689 841	250 170	237 505
621 MATERIALS OF RUBBER	1 555 813	1 470 150	988 382	883 942	338 792	311 347
625 RUBBER TYRES, TUBES	3 364 239	3 234 623	2 330 232	2 109 131	796 742	743 260
1 TYRES NEW FOR MOTOR CARS	1 405 562	1 370 062	1 211 718	1 103 289	414 554	389 369
2 TYRES, NEW, BUS OR LORRY	890 986	771 091	665 409	557 171	227 427	195 711
3 TYRES NEW FOR AIRCRAFT	2 374	4 099	3 436	5 216	1 163	1 878
4 TYRES, NEW, MTR OR BICYCLE	58 701	56 919	63 823	58 224	21 744	20 548
9 OTH TYRES, TYRE CASES, ETC	1 006 616	1 032 452	385 846	385 231	131 854	135 754
628 RUBBER ARTICLES NES	570 440	511 998	1 147 140	1 042 782	393 361	367 236
1 HYGIENIC UNHROND RUBBER	21 834	19 136	67 359	58 972	23 143	20 780
2 RUBBER BELTING	188 344	173 985	281 844	257 382	96 782	90 476
5 OTH RUBBER ARTICLES NES	360 262	318 877	797 937	726 428	273 436	255 980
633 CORK MANUFACTURES	17 830	16 242	31 013	25 331	10 575	8 917
634 VENEERS, PLYWOOD, ETC	8 251 345	7 149 875	1 017 175	890 605	348 600	314 017
1 VENEER SHEETS	491 977	449 145	290 545	254 499	99 569	89 802
2 PLYWOOD OF WOOD SHEETS	266 131	246 827	53 340	53 677	17 854	19 224
3 IMPROVED, RECONSTIT WOOD	6 689 114	5 745 448	535 642	453 523	184 164	159 566
4 WOOD-BASED PANELS NES	336 586	290 270	72 368	65 476	24 751	23 132
9 WOOD SIMPLY SHAPED NES	467 537	418 185	65 280	63 430	22 262	22 293
635 WOOD MANUFACTURES NES	2 600 779	2 168 875	792 117	682 222	272 774	240 059
1 BOXES, CASES, CRATES	59 071	54 318	10 980	9 705	3 789	3 417
2 COORPAGE PROD, INC STAVES	8 141	9 491	3 848	2 982	1 295	1 066
3 BUILDERS WOODWRK, PREFABS	1 152 869	938 627	447 532	385 179	154 408	135 465
4 WOOD MFRS, DOMESTIC ETC	86 874	77 647	93 535	91 762	32 257	32 177
9 OTHER WOOD MANUFACTURES	1 293 824	1 088 792	236 222	192 594	81 025	67 934
641 PAPER AND PAPERBOARD	31 427 324	30 362 161	6 789 977	6 065 421	2 320 229	2 131 491
1 NEWSPRINT	1 754 492	1 675 576	206 608	193 091	71 005	67 857
2 PRINTG, WRITING PAPER NES	13 164 473	13 144 515	2 945 074	2 710 092	1 005 107	952 217
3 KRAFT PAPER, PAPERBOARD	466 490	449 074	125 676	108 918	42 834	38 231
5 PAPER, PAPERBD, BULK NES	8 560 492	8 699 365	1 296 938	1 188 252	442 713	417 454
6 FIBREBOARD OF WOOD ETC	604 649	447 979	71 316	55 929	24 416	19 659
7 CORRUGATED PAPER ETC BLK	390 175	303 377	109 270	82 014	37 647	28 841
8 COATED ETC PAPER NES BLK	5 726 594	5 009 809	1 727 594	1 463 699	591 103	514 281
9 CONVERTED PAPER ETC NES	759 959	632 466	305 501	263 526	105 404	92 951
642 ARTICLES OF PAPER ETC	7 960 177	7 393 455	3 362 431	2 971 573	1 152 062	1 046 588
1 PAPER ETC CONTAINERS	3 201 428	2 945 238	1 102 455	951 006	377 430	335 161
2 CORRESPONDENCE STATIONRY	164 804	141 430	88 974	74 540	30 558	26 164
3 EXERCISE BOOKS ETC	296 847	274 650	189 022	173 653	65 666	60 711
4 PAPER ETC CT TO SIZE NES	1 631 753	1 476 678	652 755	601 540	223 757	212 067
8 PAPER ETC ARTICLES NES	2 665 345	2 555 459	1 329 225	1 170 834	454 651	412 485
651 TEXTILE YARN AND THREAD	4 915 869	4 823 369	5 388 650	5 069 429	1 839 463	1 785 569
1 SILK YARN AND THREAD	299	465	5 867	6 704	1 988	2 355
2 WOOL, HAIR YARN, INCL TOPS	284 260	277 177	609 706	555 451	206 715	195 567
3 COTTON YARN	455 273	526 203	501 402	555 105	170 963	194 252
4 SYN FIB YRN, BULK, MONOFIL	3 059 725	3 017 669	2 967 572	2 798 669	1 013 294	987 230
5 YARN OF 6514 AT RETAIL	42 301	38 844	137 596	120 492	47 343	42 328
6 DISCON SYN FIB BLEND YRN	293 175	272 555	358 663	324 787	122 710	114 198
7 REGEN FIBRE YARN, MONOFIL	566 152	525 795	671 398	597 486	229 987	210 619
8 YARN OF 6517 AT RETAIL	3 197	1 456	12 393	8 209	4 200	2 891
9 TEXTILE FIBRE YARN NES	211 487	163 205	124 053	102 526	42 263	36 129
652 COTTON FABRICS, WOVEN	1 198 983	1 208 824	2 789 420	2 599 855	952 872	915 840
1 GREY WOVEN COTTON FABRIC	392 243	417 757	512 446	509 176	173 076	179 480
2 WOVEN COTTON BLOCHD, ETC	806 740	791 067	2 276 974	2 090 679	779 796	736 360
653 WOVN MAN-MADE FIB FABRIC	1 365 124	1 177 689	3 297 945	2 667 526	1 136 888	938 680
1 CONT SYNT WEAVES NONPILE	442 366	367 967	797 850	599 952	274 349	210 868
2 DISC SYN TXTL FABRIC NES	106 593	92 986	277 009	231 182	94 882	81 620
4 DISC SYN BLEND FABRC NES	349 363	327 897	996 791	922 709	342 475	324 549

4 IMPORTS AND EXPORTS (SPECIAL TRADE) BY GROUPS AND SUBGROUPS OF THE SITC-REV. 11
4.2 EXPORTS

GROUP / SUBGROUP	1985 DT = 100 KG	1984	1985 1 000 DM	1984	1985 1 000 \$	1984
5 CONT REGN WEAVES NONPILE	178 824	160 888	462 519	353 547	159 986	124 446
6 DISC REGN TXTL FABRC NES	121 920	82 731	288 199	155 063	100 765	54 462
8 DISC REG BLEND FABRC NES	72 051	47 415	207 215	121 791	72 616	42 825
9 MAN-MADE PILE ETC FABRIC	94 007	97 805	268 362	283 282	91 815	99 910
654 OTH WOVEN TEXTILE FABRIC	288 976	237 705	938 010	714 996	319 508	252 919
1 SILK FABRICS WOVEN	4 462	3 753	78 939	62 867	27 083	22 021
2 WOVEN WOOL,HAIR NONPILE	101 739	84 361	459 477	360 351	156 152	127 992
3 WOVN WOOL ETC FABRIC NES	76 742	52 045	256 791	169 850	87 140	60 088
4 WOVEN FLAX,RAMIE FABRICS	5 514	4 943	27 313	21 949	9 619	7 568
5 WEAVES OF FIBRES OF 2640	21 792	27 899	15 613	18 104	5 320	6 418
6 GLASS FIBRE FABRIC	75 901	61 563	93 368	74 970	31 994	26 398
9 WOVEN FABRICS NES	2 826	3 141	6 509	6 905	2 200	2 434
655 KNIT ETC FABRICS	455 108	460 534	1 060 660	1 048 106	363 601	370 587
1 KNIT ETC SYNTH FAB NONEL	306 102	315 792	718 265	702 057	246 359	246 169
2 OTHER KNIT ETC FAB NONEL	145 995	141 664	334 324	337 576	114 490	119 463
3 KNIT ETC FABRIC,ELASTIC	3 011	3 078	8 071	8 373	2 752	2 955
656 LACE,RIBBONS,TULLE,ETC	83 349	84 427	294 879	289 472	100 765	101 970
657 SPECIAL TEXTILE ETC PROD	1 701 180	1 591 345	2 455 375	2 191 333	841 044	772 483
1 FELT AND ARTICLES NES	293 344	287 572	260 415	241 272	88 996	84 971
2 BONDED FIBRE TEXTLS NES	507 912	444 625	630 810	546 074	216 444	192 645
3 COATED ETC TEXTILES NES	579 352	557 951	810 516	741 665	277 519	261 641
4 ELASTIC FAB ETC NOT KNIT	8 812	9 039	25 787	25 799	8 862	9 068
5 CORDAGE AND MANUFACTURES	126 266	126 795	103 851	98 256	35 291	34 840
6 HAT BODIES	621	928	6 505	8 543	2 218	3 032
7 TEXTILES FOR MACHINERY	154 332	130 712	508 789	430 897	174 500	151 432
9 SPECL TEXTILE PRODS NES	35 541	33 723	108 702	98 827	37 214	34 854
658 TEXTILE ARTICLES NES	414 432	370 435	771 941	693 987	265 375	243 740
1 BAGS,SACKS OF TEXTILES	124 463	116 334	48 659	47 680	16 586	16 576
2 MADE-UP CANVAS GOODS	49 765	40 003	85 862	69 724	28 467	25 072
3 BLANKETS ETC NON ELECTRC	48 296	40 516	92 980	81 472	32 345	28 282
4 LINENS ETC	112 134	101 327	322 589	285 373	111 794	99 983
9 OTH TEXTILE ARTICLES NES	79 774	72 255	221 851	209 738	76 183	73 827
659 FLOOR COVERINGS ETC	734 379	711 528	839 403	798 747	287 675	281 449
1 LINOLEUM ETC	80 966	68 948	37 406	29 663	12 828	10 463
2 CARPETS ETC KNOTTED	17 856	17 391	170 218	174 703	58 373	61 650
3 KELEM,SCHUMACKS ETC RUGS	1 391	996	4 553	2 747	1 582	964
4 WOOL CARPETS ETC NES	35 665	35 254	68 372	64 299	23 491	22 696
5 MAN-MADE TXTL CARPTS NES	437 797	427 939	451 099	424 686	154 528	149 398
6 OTH TXTL CARPETS ETC NES	151 718	154 056	103 018	98 397	35 264	34 765
7 PLAITS & PLAITED PRODS	8 986	6 944	4 737	4 252	1 609	1 513
661 CEMENT ETC BUILDING PROD	27 807 487	28 102 633	506 301	506 454	174 615	178 021
1 LIME	4 214 424	3 577 111	54 708	45 681	18 902	16 058
2 CEMENT	21 887 495	22 812 820	258 011	265 535	89 065	93 439
3 BUILDING STONE ETC WORKD	414 160	399 406	51 482	46 754	17 757	16 470
8 MNRL BLDG PRD UNFIRD NES	1 291 408	1 313 296	142 100	148 484	48 861	52 054
662 CLAY,REFRACTORY BLDG PRD	14 125 690	13 345 941	1 632 544	1 484 425	561 188	524 445
3 REFRACTORY BUILDING PROD	6 566 799	5 866 127	912 964	773 375	315 078	273 238
4 BRICK ETC NONREFRACTORY	7 558 891	7 479 814	719 580	711 050	246 109	251 207
663 OTH NONMETAL MINERAL MFS	13 620 911	12 380 603	2 215 498	1 970 089	758 680	693 607
1 GRINDING STONES ETC	172 479	161 413	289 971	261 537	99 189	91 948
2 ABRASIVE CLOTHS ETC	242 639	220 007	351 610	307 702	120 376	108 521
3 MINRL MFS NES NONCERAMIC	10 231 618	9 426 130	447 609	403 669	153 824	142 031
5 MINRL INSULATNG PROD NES	1 650 096	1 298 901	250 390	200 166	86 007	70 494
7 REFRACTORY WARE NONBLDG	516 205	464 670	264 967	236 313	90 635	82 958
8 ASBESTOS,FRICTION PRODS	264 570	262 908	337 936	321 203	115 117	113 352
9 CERAMIC ARTICLES NES	543 304	546 574	273 015	239 499	93 532	84 283
664 GLASS	6 886 767	6 576 604	1 793 013	1 627 011	614 941	573 429
1 GLASS NONOPTICAL,PLAIN	710 785	722 143	280 678	239 117	96 318	84 114
2 OPTICAL GLASS UNWRKD ETC	33 076	31 346	122 554	119 010	41 716	41 963
3 DRAWN,BLOWN GLASS UNWRKD	273 166	223 357	65 739	57 412	22 608	20 234
4 GLASS SURFACE-GROUND ETC	2 948 895	2 896 168	279 506	273 362	96 332	96 559
5 CAST,ROLLED GLASS UNWRKD	679 107	750 971	63 807	68 467	21 770	24 176
6 GLASS CONSTRUCTION PRODS	190 957	167 309	25 660	22 130	8 808	7 750
7 SAFETY GLASS	322 451	266 140	159 685	128 188	54 694	45 014
8 SHEET GLASS METAL-COATED	511 752	438 870	235 725	202 677	80 818	71 447
9 GLASS NES	1 216 576	1 080 300	559 659	516 648	191 877	182 172
665 GLASSWARE	6 288 383	5 485 441	1 362 189	1 197 899	467 950	421 875
1 BOTTLES ETC OF GLASS	5 404 097	4 670 698	504 287	426 313	172 666	150 254
2 HOUSEHLD,HOTEL ETC GLASS	569 680	510 025	518 454	467 124	178 905	164 436
8 GLASS ARTICLES NES	314 606	304 718	339 448	304 462	116 379	107 185
666 POTTERY	687 484	678 568	839 888	782 119	288 789	275 582

4 IMPORTS AND EXPORTS [SPECIAL TRADE] BY GROUPS AND SUBGROUPS OF THE SITC-REV. II
4.2 EXPORTS

GROUP / SUBGROUP	1985 DT * 100 KG	1984	1985 1 000 DM	1984	1985 1 000 \$	1984
4 PORCELN, CHINA HOUSE WARE	487 561	479 541	568 451	529 353	194 934	186 549
5 COARSE CERAMIC HOUSEWARE	69 829	75 867	61 204	63 816	21 122	22 495
6 CERAMIC ORNAMENTS ETC	130 094	123 160	210 233	188 950	72 733	66 538
667 PEARL, PREC-, SEMI-P STONE	3 502	4 128	508 900	495 192	173 937	175 014
1 PEARLS UNSET, UNSTRUNG	10	8	47 644	50 364	15 939	18 110
2 DIAMONDS NONINDUST, UNSET	-	-	177 918	181 328	61 488	63 875
3 PREC-, SEMI-PR STONES NES	3 307	3 875	253 289	237 240	86 191	83 822
4 SYNTH PREC-, SEMI-P STONE	185	245	30 049	26 260	10 319	9 207
671 PIG IRON ETC	8 909 892	8 129 636	862 768	822 790	293 234	289 790
2 PIG IRN, SPIEGELEISEN ETC	6 525 207	5 308 486	288 441	225 003	98 932	79 062
3 IRON, STL POWDER, SHOT, ETC	222 639	234 938	36 754	36 588	12 453	12 949
6 FERRO-ALLOYS	2 162 046	2 586 212	537 553	561 199	181 849	197 779
672 IRON, STL PRIMARY FORMS	46 084 552	40 819 285	4 266 096	3 512 903	1 470 009	1 231 985
4 IRN, STL INGOTS, LUMPS, ETC	3 191 102	1 879 908	244 137	135 378	82 015	47 206
5 IRN, STL BLOOMS, SLABS, ETC	16 313 330	15 694 833	1 187 955	1 033 769	409 820	361 622
7 IRN, STL COIL FR REROLLING	26 580 120	23 244 544	2 834 004	2 343 756	978 174	823 157
673 IRON AND STEEL SHAPES	33 360 330	28 335 026	3 758 726	3 151 445	1 278 271	1 107 447
1 IRON, STEEL WIRE ROD	12 008 989	8 485 719	992 345	725 410	334 648	253 965
2 IRON, STEEL BARS ETC	11 257 284	10 314 716	1 750 859	1 483 338	597 035	521 907
3 IRON, STEEL PROFILES ETC	10 094 057	9 534 591	1 015 522	942 697	346 588	331 575
674 IRN, STL UNIV, PLATE, SHEET	59 968 047	57 006 765	7 580 389	6 866 657	2 592 579	2 414 032
1 IRON OR STEEL UNIVERSALS	1 114 615	950 755	131 932	98 244	46 070	34 399
4 IRN, STL HVY PLATE, ROLLED	13 308 368	12 134 875	1 468 870	1 241 013	502 183	436 897
5 IRN, STL MED PLATE, ROLLED	2 518 909	2 635 397	345 004	337 936	117 002	118 831
6 IRN, STL THIN PLATE, ROLLED	27 664 725	26 763 179	3 335 402	3 116 194	1 138 608	1 093 865
7 TINNED PLATES, SHEETS	2 959 935	2 866 042	511 117	470 745	176 432	166 425
9 OTH IRN, STL PLATES, SHEET	12 401 495	11 656 517	1 788 064	1 602 525	612 284	563 615
675 IRON, STEEL HOOP, STRIP	13 823 919	13 369 502	2 355 909	2 180 668	803 423	767 304
676 RAILWAY RAILS ETC IRN, STL	2 582 110	1 878 555	301 934	184 654	104 364	65 227
677 IRN, STL WIRE EXCL W ROD	3 221 380	3 294 808	692 302	647 791	235 983	227 924
678 IRON, STL TUBES, PIPES, ETC	43 140 849	40 118 353	7 212 269	6 296 480	2 475 417	2 209 242
1 CAST IRON TUBES, PIPES	1 729 479	2 153 749	178 727	233 213	60 593	82 487
2 IRN, STL SEAMLESS TUBES	17 604 908	17 053 667	3 317 650	2 797 580	1 145 710	982 936
3 IRON, STL TUBE, PIPE NES	9 316 290	10 292 888	1 452 416	1 461 394	495 047	512 832
4 STL HIGHPRESSURE CONDUIT	13 408 750	9 579 088	1 440 188	1 074 233	491 786	374 298
5 IRON, STEEL TUBE FITTINGS	1 081 422	1 038 961	823 288	730 060	282 281	256 719
679 IRN STL CASTINGS UNWORKED	1 532 609	1 421 491	479 776	415 601	164 556	146 206
3 IRON, STL FORGINGS ROUGH	509 799	439 346	192 995	157 435	66 025	55 364
4 IRN STL CASTINGS ROUGH	1 022 810	982 145	286 781	258 166	98 531	90 842
681 SILVER, PLATINUM, ETC	11 844	10 795	797 635	873 582	270 375	306 764
1 SILVER UNWOKD, PARTLY WRKD	11 550	10 499	374 971	408 716	127 597	143 897
2 METALS OF PLATINUM GROUP	294	296	422 664	464 866	142 778	162 867
682 COPPER EXC CEMENT COPPER	5 331 800	5 549 857	3 709 328	3 609 174	1 266 606	1 271 061
1 COPPER NES, ALLOYS, UNWRT	697 543	790 427	335 053	358 965	114 784	126 485
2 COPPER, ALLOYS WORKED	4 634 257	4 759 430	3 374 275	3 250 209	1 151 822	1 144 576
683 NICKEL	206 056	217 841	494 853	436 635	168 397	154 176
1 NICKEL, ALLOYS UNWROUGHT	66 302	103 434	100 924	126 209	33 941	45 262
2 NICKEL, ALLOYS WORKED	139 754	114 407	393 929	310 426	134 456	108 914
684 ALUMINIUM	8 203 257	8 321 743	4 820 081	4 926 708	1 644 907	1 738 538
1 ALUMINIUM, ALLOYS, UNWROUGHT	2 785 090	2 939 394	1 093 427	1 254 983	370 605	444 741
2 ALUMINIUM, ALLOYS WORKED	5 418 167	5 382 349	3 726 654	3 671 725	1 274 302	1 293 797
685 LEAD	1 205 230	1 232 389	247 434	259 155	84 265	91 175
1 LEAD, ALLOYS UNWROUGHT	1 036 353	1 057 423	191 156	198 769	64 925	69 949
2 LEAD, ALLOYS WORKED	168 877	174 966	56 278	60 386	19 340	21 226
686 ZINC	1 466 112	1 472 275	410 388	444 022	138 718	156 921
1 ZINC, ALLOYS UNWROUGHT	1 173 376	1 212 558	298 896	342 041	100 601	121 011
3 ZINC, ALLOYS WKD, INC DUST	292 736	259 717	111 492	101 981	38 117	35 910
687 TIN	53 061	53 546	143 238	140 064	49 546	48 701
1 TIN, ALLOYS UNWROUGHT	37 875	42 108	94 655	106 109	32 752	36 752
2 TIN, ALLOYS WORKED	15 186	11 438	48 583	33 955	16 794	11 949

4 IMPORTS AND EXPORTS (SPECIAL TRADE) BY GROUPS AND SUBGROUPS OF THE SITC-REV. II
4.2 EXPORTS

GROUP / SUBGROUP	1985 DT * 100 KG	1984	1985 1 000 DM	1984	1985 1 000 \$	1984
688 URANIUM, THORIUM, ALLOYS	21	27	302	316	95	107
689 NON-FER BASE METALS NES	69 648	71 582	259 926	234 691	87 640	82 317
1 TUNGST, MOLYB, TANTAL, MAGN	40 066	35 363	140 310	119 104	47 253	41 860
9 BASE METALS NES, CERMENTS	29 582	36 219	119 616	115 587	40 387	40 457
691 STRUCTURES AND PARTS NES	4 477 186	4 292 151	2 168 201	2 162 976	744 282	763 801
1 STRUCTURES, PARTS IRN, STL	4 067 587	3 919 946	1 626 198	1 666 559	558 720	588 739
2 STRUCTURES, PARTS ALUMINUM	409 599	372 205	542 003	496 417	185 562	175 062
692 METAL TANKS, BOXES, ETC	1 859 791	1 705 563	969 581	850 574	331 919	299 058
1 MTL STORAGE, MF TANKS, ETC	345 198	307 293	208 071	163 374	71 066	57 202
4 MTL TRANSPORT BOXES ETC	1 514 593	1 398 270	761 510	687 200	260 853	241 856
693 WIRE PRODUCTS NON ELECTR	2 605 051	2 255 111	802 581	671 092	275 157	236 358
1 WIRE ROPES ETC	1 069 162	941 482	473 674	385 008	161 988	135 499
2 IRON, STEEL FENCING WIRE	28 811	27 728	7 766	5 701	2 655	1 994
5 METAL FENCING, GAUZE, ETC	1 507 078	1 285 901	321 141	280 303	110 514	98 865
694 STL, COPPR NAILS, NUTS, ETC	1 789 474	1 712 711	1 312 089	1 198 987	448 744	422 515
695 TOOLS	1 055 788	958 000	3 467 622	3 100 140	1 190 350	1 090 284
1 HAND TOOLS, AGRIC FOREST	63 625	59 642	69 134	62 672	23 496	22 183
3 OTHER HAND TOOLS	630 962	584 792	1 426 070	1 297 834	489 362	457 200
4 BLADES, TIPS, ETC FR TOOLS	361 201	313 546	1 972 418	1 739 634	677 492	610 901
696 CUTLERY	139 271	139 507	725 286	686 589	248 404	241 821
697 BASE MTL HOUSEHOLD EQUIP	1 082 897	1 007 508	1 313 729	1 192 978	451 645	419 427
3 DMSTC HEATG, COOKG APPARA	413 265	342 356	556 557	456 350	191 422	160 057
4 BASE MTL DMSTC ARTIC NES	317 507	318 109	443 881	435 325	152 534	153 369
5 BASE MTL INDR SANIT WARE	321 397	312 124	240 890	224 969	82 715	79 225
8 BASE MTL HOUSE EQUIP NES	30 728	34 919	72 401	76 334	24 974	26 776
699 OTHER METAL MANUFACTURES	5 321 579	4 920 119	5 639 085	5 022 334	1 932 596	1 770 217
1 LOCKSMITHS WARES, ETC	1 171 186	1 080 520	1 887 911	1 683 360	646 838	593 603
2 IRON, STL CHAIN AND PARTS	525 289	452 491	357 215	315 024	122 601	110 918
3 PINS, HOOKS, EYES, ETC	82 393	82 576	192 071	188 786	65 717	66 602
4 SPRINGS AND LEAVES	565 332	522 514	391 711	348 411	134 226	122 760
6 BASE MTL MISC ARTICLES	522 810	534 730	497 387	468 459	170 542	165 142
7 IRN, STL ARTICLES NES	1 697 886	1 517 990	1 128 304	985 918	386 702	347 389
8 MFRS NES OF CPR, NIKL, ETC	726 458	696 988	1 001 884	848 145	343 546	298 754
9 BASE MTL MISC WRT & MFRS NES	30 225	32 310	182 602	184 231	62 424	65 049
700 INDUSTRIAL PLANT, CHAP 84	892 532	810 427	2 428 843	2 532 606	831 406	891 313
703 INDUSTRIAL PLANT, CHAP 85	322 746	414 204	1 440 979	1 822 096	489 097	657 205
704 INDUSTRIAL PLANT, CHAP 86	-	-	-	-	-	-
705 INDUSTRIAL PLANT, CHAP 87	-	-	-	-	-	-
711 STEAM BOILERS & AUX PLNT	244 109	258 718	363 864	374 329	123 424	131 112
1 STEAM BOILERS ETC	146 106	158 598	191 119	228 555	64 989	79 528
2 AUXILIARY BOILER PLANT	32 027	27 911	46 188	36 357	15 440	12 913
9 PTS NES OF APP OF 711	65 976	72 209	126 557	109 417	42 995	38 671
712 STEAM ENGINES, TURBINES	160 972	121 427	867 699	590 140	298 090	207 243
6 STM POWER UNITS & ENGINES	95 827	79 652	490 908	335 158	167 814	117 075
9 ST POWER UNITS PARTS NES	65 145	41 775	376 791	254 982	130 276	90 168
713 INTNL COMBUS PISTN ENGN	4 569 673	4 349 320	7 207 943	7 173 808	2 467 595	2 524 862
1 PISTN AIRCRFT ENGN & PTS	1 347	3 026	7 793	7 650	2 670	2 731
2 PISTN ENGN FR MTR VEHCLS	1 736 159	1 749 679	2 542 389	2 582 252	872 276	908 515
3 PISTON ENGINES, MARINE	85 397	92 279	292 543	436 561	97 923	153 143
8 PISTON ENGINES NES	410 925	401 273	837 279	814 426	286 792	286 244
9 PISTON ENGINE PTS NES	2 333 845	2 103 063	3 527 939	3 332 919	1 207 932	1 174 229
714 ENGINES & MOTORS NES	37 761	31 545	2 042 200	1 833 722	696 224	639 124
4 REACTION ENGINES	2 875	4 748	469 116	606 026	159 051	210 417
8 GAS TURBINES NES	4 833	4 694	337 113	273 121	115 153	96 221
9 ENGINE & MOTOR PTS NES	30 083	22 103	1 235 971	954 575	422 020	332 486
716 ROTATING ELECTRIC PLANT	1 182 956	1 080 498	2 755 428	2 466 036	950 314	867 538

4 IMPORTS AND EXPORTS (SPECIAL TRADE) BY GROUPS AND SUBGROUPS OF THE SITC-REV. II
4.2 EXPORTS

GROUP SUBGROUP	1985 DT = 100 KG	1984	1985 1 000 DM	1984	1985 1 000 \$	1984
1 DC MOTORS & GENERATORS	193 604	169 672	662 010	539 878	226 987	189 908
2 AC MTRS & GENS, GEN SETS	731 145	681 693	1 511 713	1 415 337	521 428	497 134
3 ROTARY CONVERTERS	30 660	29 879	84 966	82 510	29 248	29 039
9 PTS NES OF ROT ELEC PLNT	227 547	199 254	496 739	428 313	172 651	151 457
718 OTH POWER GENERATG MACHY	238 827	227 507	1 559 102	1 502 402	539 178	522 049
7 NUCLEAR REACTORS, PTS NE	7 397	8 022	964 560	973 799	334 555	335 679
8 WIND, WATER, ETC ENGINES	231 430	219 485	594 542	528 603	204 623	186 370
721 AGRIC MACHY, EXC TRACTORS	2 286 291	2 238 831	2 436 610	2 290 040	827 179	812 984
1 CULTIVATING MACHINERY	403 705	367 286	334 097	304 032	113 642	107 502
2 HARVESTING ETC MACHINES	1 582 224	1 514 923	1 727 030	1 608 925	583 881	572 234
3 DAIRY MACHINERY NES	36 818	30 751	123 094	114 550	42 505	40 454
9 AGRICULTURE MACHINES NES	263 544	325 871	252 389	262 533	87 151	92 794
722 TRACTORS NON-ROAD	2 118 433	1 924 294	2 364 849	2 026 347	810 422	708 917
3 TRACK-LAYING TRACTORS	325	1 308	265	462	83	159
4 WHEELED TRACTORS NES	2 118 108	1 922 986	2 364 584	2 025 885	810 339	708 758
723 CIVIL ENGINEER EQUIP ETC	4 055 832	3 586 876	4 115 477	3 598 870	1 409 724	1 264 155
3 MECHANICAL ROAD ROLLERS	320 776	261 163	369 341	300 204	126 182	106 021
4 CONST, MINING MACHNRY NES	2 349 204	2 121 275	2 383 556	2 099 008	815 252	735 980
9 CONSTR ETC MACHY PTS NES	1 385 852	1 204 438	1 362 580	1 199 658	468 290	422 154
724 TEXTILE, LEATHER MACHNRY	1 909 098	1 756 564	6 894 769	5 880 277	2 379 260	2 067 173
3 SEWING MACHS, NEEDLES ETC	123 853	114 317	1 025 996	904 570	352 971	317 442
4 SPINNING, EXTRUDNG, ETC MCH	699 974	639 723	2 141 945	1 859 825	740 782	653 567
5 WEAVING, FELT MFG, ETC MCH	360 816	328 661	1 139 848	902 503	393 299	317 076
6 AUXIL TXTL MCH & PTS NES	114 360	116 846	633 548	589 742	217 035	207 998
7 TEXTILE MACHINERY NES	542 075	498 607	1 686 130	1 412 565	582 446	496 818
8 SKIN, LEATHER WORKNG MACH	68 020	58 410	267 302	211 072	92 725	74 272
725 PAPER ETC MILL MACHINERY	676 647	546 881	1 870 387	1 545 780	644 045	542 622
1 PAPER & PULP MAKING MCHY	189 741	142 396	392 752	335 256	133 762	117 427
2 PAPER ETC PRODCT MF MACH	282 837	247 143	908 598	747 002	313 969	262 367
9 PTS NES OF MACHS OF 725	204 069	157 342	569 037	463 522	196 314	162 828
726 PRINTG, BK BINDG MACHY, PTS	1 021 242	850 419	4 168 074	3 330 094	1 430 124	1 165 394
3 TYPESET MCH ETC, TYPE ETC	72 093	65 841	395 674	316 693	135 578	111 000
4 PRINTING PRESSES	709 630	573 721	2 706 941	2 075 409	928 651	724 476
7 OTH PRINTG & ANCILL MACH	54 553	46 434	293 142	232 337	100 761	81 409
8 BOOKBINDING MACHY & PTS	86 011	76 127	358 886	309 297	123 658	108 915
9 PTS NES OF MCH OF 726/7	98 955	88 296	413 431	396 358	141 476	139 594
727 FOOD MACHRY NON-DOMESTIC	270 286	268 908	1 057 242	959 364	364 541	337 570
1 GRAIN WORKING MCHY & PTS	37 097	35 627	93 306	75 013	32 371	26 434
2 OTH FOOD PROC MCHY & PTS	233 189	233 281	963 936	884 351	332 170	311 136
728 OTH MACHY FOR SPCL INDUS	3 731 658	3 434 258	10 220 333	8 906 104	3 533 682	3 127 916
1 MACH-TOOLS FR SPCL INDUS	491 781	479 997	1 281 866	1 163 134	442 306	408 315
3 OTHR MINERAL WORKG MACHY	908 528	863 936	1 338 030	1 215 016	460 397	428 104
4 MACHY FOR SPCL INDUS NES	2 331 349	2 090 325	7 600 437	6 527 954	2 630 979	2 291 497
736 MACHINE TOOLS FOR METAL	2 041 474	1 806 133	6 609 517	5 859 206	2 289 660	2 060 513
1 METAL CUTTING MACH-TOOLS	894 075	918 608	3 094 856	2 948 203	1 075 530	1 035 351
2 METAL FORMING MACH-TOOLS	584 387	460 062	1 161 511	907 700	398 750	319 385
7 OTH METALWRKG MACH-TOOLS	231 799	194 362	969 898	819 550	336 705	289 028
8 WORK & TOOL HOLDERS ETC	84 986	72 541	385 789	328 480	133 166	115 926
9 PTS NES OF TOOLS OF 736	246 227	160 560	997 463	855 273	345 509	300 823
737 METALWORKING MACHNRY NES	1 023 042	1 191 791	1 450 473	1 296 506	499 550	455 865
1 FOUNDRY EQUIPT & PTS NES	338 555	602 018	225 059	174 966	77 130	61 474
2 ROLLING MILLS AND ROLLS	529 689	422 881	373 234	326 383	128 784	115 052
3 WELDING, BRAZING, ETC MCHS	154 798	166 892	852 180	795 157	293 636	279 339
741 HEATING, COOLING EQUIPMNT	2 098 288	1 855 076	4 563 902	3 884 490	1 575 499	1 365 986
1 GAS GENERATORS	6 767	6 675	22 937	18 956	7 933	6 531
2 BURNERS, MECH STOKERS, ETC	109 782	90 539	331 909	287 465	114 307	100 840
3 INDUS FURNACES ETC & PTS	557 902	494 653	989 092	810 886	340 350	283 968
4 NONDOM REFRIG EQUI & PTS	375 253	363 298	572 659	506 004	197 045	178 296
5 AIR-CONDITIONING MACHNRY	154 069	104 143	322 664	232 491	110 545	81 769
6 HEATING, COOLING EQU NES	894 515	795 768	2 324 641	2 028 688	805 319	714 482
742 PUMPS FOR LIQUIDS ETC	856 485	780 407	3 393 139	2 988 940	1 164 253	1 051 345
1 RECIPROCATING PUMPS NES	300 010	260 247	1 508 081	1 257 618	517 351	442 523
2 CENTRIFUGAL PUMPS NES	269 363	250 129	681 034	625 860	233 282	219 743
3 ROTARY PUMPS NES	93 557	86 206	364 038	315 624	125 122	111 109
8 OTHER PUMPS FOR LIQUIDS	31 410	28 124	112 658	99 918	38 851	35 079
9 PTS NES OF PUMPS OF 742	161 745	155 701	727 328	689 920	249 647	242 891
743 PUMPS NES, CENTRIFUGES ETC	1 814 842	1 610 595	4 541 189	3 884 378	1 559 696	1 367 378

4 IMPORTS AND EXPORTS (SPECIAL TRADE) BY GROUPS AND SUBGROUPS OF THE SITC-REV. II
4.2 EXPORTS

GROUP / SUBGROUP	1985 DT = 100 KG	1984	1985 1 000 DM	1984	1985 1 000 \$	1984
1 PUMPS FOR GASES ETC	639 055	601 114	1 371 507	1 203 199	471 067	424 374
2 PUMP & COMPRESSOR PTS NES	101 271	87 519	459 276	370 785	157 381	130 647
3 FREE-PSTN GEN FR GAS TUR	25	92	206	773	72	271
4 FANS, BLOWERS, ETC & PTS	223 673	190 328	615 918	513 926	211 702	180 759
5 CENTRIFUGES	85 929	88 821	395 386	389 726	136 713	137 244
6 GAS & LIQUID FILTERS ETC	534 431	456 306	1 113 695	929 362	361 354	326 859
9 PTS NES OF APP OF 7435, 6	230 458	186 415	585 201	476 607	201 407	167 224
744 MECHANICAL HANDLING EQU	3 430 532	2 923 802	4 646 033	4 035 727	1 601 033	1 418 309
1 FORK LIFT TRKS, ETC & PTS	850 904	716 925	974 707	818 511	336 187	287 606
2 LIFTING, LOADING MACH NES	1 892 829	1 620 430	2 648 148	2 337 899	911 318	821 098
9 PTS NES OF MACHY OF 7442	686 799	586 447	1 025 178	879 317	353 526	309 605
745 NONELEC MACHY, TOOLS NES	1 335 773	1 191 995	5 583 421	4 879 025	1 921 659	1 712 870
1 POWER TOOLS NONELEC, PTS	94 263	79 112	627 182	511 037	215 764	178 554
2 OTH NONELEC MCHS, PTS NES	1 241 510	1 112 883	4 956 239	4 367 988	1 705 895	1 534 316
749 NONELEC MACH PTS, ACC NES	4 428 808	4 096 840	10 020 819	8 770 778	3 436 891	3 090 425
1 BALL, ROLLER, ETC BEARINGS	936 132	840 769	2 291 029	1 983 988	782 969	698 852
2 COCKS, VALVES ETC NES	994 973	926 559	3 366 259	2 965 858	1 156 869	1 045 587
3 SHAFT, CRANK, PULLEY ETC	1 735 500	1 599 127	2 799 783	2 491 502	960 332	878 478
9 OTH NONELEC MCHY PTS NES	762 203	730 385	1 563 748	1 329 430	536 701	467 506
751 OFFICE MACHINES	308 106	247 880	1 883 852	1 473 875	648 073	517 513
1 TYPEWRITERS, CHEQUE-WRTS	129 843	98 110	792 474	589 513	273 408	206 321
2 CALCULATING, ACCTG, ETC MCH	15 023	15 073	199 351	180 640	69 044	63 750
8 OFFICE MACHINES NES	163 240	134 697	892 027	703 722	305 621	247 442
752 AUTOMATIC DATA PROC EQUIP	352 119	279 675	7 446 360	5 687 274	2 575 428	1 990 044
1 ANALOG, HYBRID COMPUTERS	77	150	4 618	7 912	1 531	2 742
2 DIGITAL COMPUTERS	65 169	42 760	1 599 088	1 194 233	553 032	417 447
3 DIGITL CENTRL PROCESSORS	45 379	44 936	1 330 556	927 362	461 109	325 453
4 DIGITL CENTRL STOR UNITS	16 224	12 338	240 279	226 382	82 159	78 125
5 ADP PERIPHERAL UNITS	221 035	177 425	4 174 295	3 267 559	1 443 513	1 143 970
8 OFF-LINE DATA PROC EQUIP	4 235	2 066	97 524	63 826	34 064	22 307
759 OFFICE & ADP MCH PTS, ACC	177 487	173 448	4 838 194	3 952 976	1 661 001	1 388 489
1 OFFICE MACHINE PARTS NES	57 173	63 860	464 907	413 513	158 978	145 712
9 ACCTG, ETC, ADD MCH PTS, AC	120 314	109 588	4 373 287	3 539 463	1 502 023	1 242 777
761 TELEVISION RECEIVERS	600 352	591 756	1 845 257	1 813 245	641 323	635 354
1 COLOUR TV RECEIVERS	593 055	585 046	1 828 831	1 792 584	635 764	628 076
2 MONOCHROME TV RECEIVERS	7 297	6 710	16 426	20 661	5 559	7 278
762 RADIO BROADCAST RECEIVRS	99 973	95 859	670 299	585 533	229 857	206 868
1 MTR VEHIC RADIO RECEIVERS	30 844	26 693	464 684	381 187	158 887	135 161
2 PORTABLE RADIO RECEIVERS	19 368	15 419	90 514	79 538	30 885	28 022
8 OTHER RADIO RECEIVERS	49 761	53 747	115 101	124 808	40 085	43 685
763 SOUND RECORDRS, PHONOGRPH	184 686	145 391	1 785 968	1 318 705	626 740	461 150
1 ELECTRIC GRAMOPHONES ETC	23 589	27 093	88 190	88 030	30 376	30 734
8 OTHR SOUND APPARATUS ETC	161 097	118 298	1 697 778	1 230 675	596 364	430 416
764 TELECOM EQPT, PTS, ACC NES	552 409	515 184	5 721 149	5 246 635	1 970 067	1 840 894
1 LINE TELEPHONE, ETC EQUIP	72 197	75 003	1 368 566	1 289 419	469 635	452 573
2 MICROPH, LOUDSPKR, AMPLIFR	80 931	68 539	252 000	210 613	86 900	74 010
3 TV, RADIO TRANSMITTRS ETC	12 247	11 975	585 211	585 970	201 645	206 743
8 TELECOMM EQUIPMENT NES	8 170	8 899	525 957	532 938	182 519	186 346
9 PTS NES OF EQUIPMT OF 76	378 864	350 768	2 989 415	2 627 695	1 029 368	921 222
771 ELECTRIC POWER MACHY NES	855 613	826 394	1 760 355	1 550 918	606 884	545 193
1 TRANSFORMERS, ELECTRICAL	404 779	428 632	651 251	652 976	226 008	229 333
2 OTH ELEC POWER MACHY NES	450 834	397 762	1 109 104	897 942	380 876	315 860
772 SWITCHGEAR ETC & PTS NES	1 353 782	1 285 391	8 682 074	7 631 577	2 972 702	2 689 651
1 SWITCHGEAR ETC	1 306 836	1 212 436	7 077 478	6 225 255	2 427 723	2 193 793
2 PRINTED CIRCUITS, PTS NES	19 529	16 323	1 335 479	1 154 455	453 187	407 051
3 FIXED, VARIABLE RESISTORS	27 417	26 632	269 117	251 867	91 792	88 807
773 ELECTR DISTRIBUTING MACH	1 971 305	1 757 735	2 125 146	1 740 003	729 188	613 500
1 INSULATED WIRE, CABLE	1 821 417	1 619 818	1 884 507	1 531 489	646 668	539 817
2 ELECTRIC INSULATING EQUIP	149 888	137 917	240 639	208 514	82 520	73 683
774 ELECTRO-MEDCL, XRAY EQUIP	103 065	91 367	2 124 560	1 814 297	734 574	638 789
1 ELECTRO-MEDICAL EQUIPMNT	16 230	13 564	473 538	378 492	162 634	133 183
2 X-RAY APPARATUS	86 835	77 803	1 651 022	1 435 805	571 940	505 606
775 HOUSEHOLD TYPE EQUIP NES	3 162 123	2 730 747	4 304 065	3 713 260	1 484 124	1 304 695
1 HOUSEHOLD LDYR EQUIP NES	949 436	771 430	846 813	697 146	292 233	244 843

4 IMPORTS AND EXPORTS (SPECIAL TRADE) BY GROUPS AND SUBGROUPS OF THE SITC-REV. II
4.2 EXPORTS

GROUP / SUBGROUP	1985 DT = 100 KG	1984	1985 1 000 DM	1984	1985 1 000 \$	1984
2 DOM REFRIGERATRS, FREEZRS	543 921	492 117	521 678	479 253	179 544	168 742
3 DOMSTC DISHWASHING MACHS	433 252	347 777	494 063	393 232	169 692	138 469
4 ELECTRIC SHAVERS, CLIPPERS	24 574	16 479	296 302	211 054	102 239	73 885
7 DOMESTIC ELECTRC EQU NES	379 511	348 427	763 283	695 805	262 375	245 022
8 ELECTRO-THERMIC APPL NES	831 429	754 517	1 381 926	1 236 770	477 841	433 734
776 TRANSISTORS, VALVES, ETC	525 109	527 500	4 285 954	4 240 296	1 451 341	1 489 149
1 TV PICTURE TUBES	396 780	380 683	473 983	444 732	160 304	157 115
2 OTH ELECTRONIC TUBES ETC	3 195	2 633	248 063	213 538	85 262	75 274
3 DIODES, TRANSISTORS, ETC	18 958	18 489	1 101 366	964 739	375 503	339 683
4 ELECTRONIC MICROCIRCUITS	17 307	17 101	2 139 248	2 309 437	720 432	808 427
8 ELCTRNC COMP PTS, CRYSTLS	86 869	108 594	323 294	307 850	109 840	108 650
778 ELECTRICAL MACHINERY NES	3 570 857	3 295 227	7 299 902	6 333 508	2 506 055	2 227 169
1 BATTERIES, ACCUMULATORS	1 014 314	946 160	835 695	711 664	287 720	250 082
2 ELECTRIC LAMPS, BULBS	306 861	261 788	858 070	759 078	294 236	267 328
3 AUTOMOTIVE ELECTR EQUIP	798 181	774 960	1 778 083	1 646 095	608 227	579 864
4 ELECTRO-MECH HAND TOOLS	277 096	242 606	1 016 374	891 655	348 289	313 139
8 OTH ELEC MACHY, EQUIP NES	1 174 405	1 069 713	2 811 680	2 325 016	967 583	816 756
781 PASS MOTOR VEH EXC BUSES	28 601 166	26 073 496	55 927 374	47 097 098	19 718 004	16 497 185
782 LORRIES, SPCL MTR VEH NES	6 187 772	5 725 676	7 054 723	6 052 185	2 425 791	2 126 273
1 LORRIES, TRUCKS	5 514 532	5 137 692	6 085 648	5 193 256	2 089 820	1 823 972
2 SPECIAL MOTOR VEHCLS NES	673 240	587 984	969 075	858 929	335 971	302 301
783 ROAD MOTOR VEHICLES NES	1 298 226	1 644 473	2 013 722	2 178 415	683 709	768 248
1 BUSES	422 326	519 038	874 648	823 979	295 830	291 132
2 TRACTORS FOR TR-TRAILERS	875 900	1 125 435	1 139 074	1 354 436	387 879	477 116
784 MOTOR VEHCL PTS, ACC NES	14 660 507	14 734 648	18 918 121	17 080 706	6 463 186	6 017 060
1 MOTOR VEHICLE CHASSIS	186 651	215 548	355 302	404 012	121 345	142 936
2 MOTOR VEHICLE BODIES	124 562	116 912	139 306	124 154	47 871	43 498
9 OTHER MOTOR VEHCL PARTS	14 349 294	14 402 188	18 423 513	16 552 540	6 293 970	5 830 626
785 MOTOR & OTHER CYCLES ETC	440 077	420 951	724 029	688 545	246 831	242 155
1 MOTORCYCLES ETC	84 021	70 897	286 983	266 963	98 074	92 955
2 BICYCLES, ETC NON-MOTOR	150 469	137 605	151 523	137 577	51 653	48 760
3 INVAL CARR, CYCLE ETC PTS	205 587	212 449	285 523	284 005	97 064	100 440
786 VEH NES NONMOTR, TRAILERS	2 449 268	2 337 228	1 754 867	1 658 045	599 726	585 385
1 TRAILERS, TRANSP CONTAINR	1 125 417	1 105 285	907 310	850 883	310 043	300 675
8 OTH NONMOTR VEHICLES ETC	1 323 851	1 231 963	847 557	807 162	289 683	284 710
791 RAILWAY VEHICLES	909 012	1 208 693	1 103 251	1 566 602	377 855	549 427
1 ELEC LOCOS NON-SELF-GEN	398	1 913	960	10 706	346	3 531
2 OTH RAIL LOCOMOTIVES ETC	106 209	128 355	216 367	287 917	76 140	102 163
3 MECHAN-PROPELLED RY CARS	57 879	130 249	143 218	396 703	49 403	139 850
4 PASSENGER CARS NOT POWRD	27 990	37 740	83 244	93 965	28 356	33 486
5 FRT, MAINT CARS NOT POWRD	152 952	258 778	80 316	151 940	27 436	52 276
9 RY TRACK FIXT, ETC, PTS	563 584	651 658	579 146	625 371	196 174	218 121
792 AIRCRAFT	84 774	96 703	9 972 523	10 901 284	3 342 930	3 817 399
1 HELICOPTERS	961	812	122 869	108 839	42 578	37 699
2 LIGHT AIRCRAFT NES	1 394	1 411	44 589	22 313	15 691	7 715
3 MEDIUM AIRCRAFT NES	2 370	2 189	252 711	177 143	83 778	60 783
4 HEAVY AIRCRAFT NES	47 048	53 810	7 130 350	7 622 583	2 377 571	2 663 080
8 AIRCRAFT NES, ASSOC EQUIP	1 962	1 520	33 719	25 182	11 589	8 786
9 AIRCRAFT PARTS, NES	31 039	36 961	2 388 285	2 945 224	811 723	1 039 336
793 SHIPS AND BOATS	13 024 514	13 595 848	1 871 186	2 046 187	631 540	724 357
1 WARSHIPS	-	-	-	-	-	-
2 SHIPS AND BOATS NON-WAR	5 174 039	5 512 539	1 371 631	1 621 238	455 732	576 430
3 VESSELS FOR BREAKING UP	7 327 442	7 609 780	234 968	199 544	83 748	71 248
8 SHIPS AND BOATS NES	523 033	473 529	264 587	225 405	92 060	76 679
801 INDUSTRIAL PLANT, CHAP 90	14 324	12 743	188 607	162 893	64 749	56 840
802 INDUSTRIAL PLANT, CHAP 94	3 639	10 620	13 333	32 719	4 496	11 735
812 PLUMB, HEATNG, LGHTNG EQU	1 146 640	989 851	1 402 304	1 205 351	483 254	423 637
1 CENTRAL HEATING EQUIPMNT	633 375	493 661	421 651	329 124	146 756	114 904
2 CERAMIC PLUMBING FIXTURES	148 292	145 206	113 435	110 286	38 734	39 009
4 LIGHTING EQUIPMENT	364 973	350 984	867 218	765 941	297 764	269 724
821 FURNITURE	7 114 933	6 579 765	5 396 761	4 721 907	1 853 917	1 661 736
1 CHAIRS, SEATS AND PARTS	1 322 304	1 180 922	1 668 249	1 392 966	571 986	491 231
2 MED FURN, STUFFD FURNSHGS	211 121	186 279	441 513	359 619	152 439	126 304
9 FURNITURE & FURN PTS NES	5 581 508	5 212 564	3 286 999	2 969 322	1 129 492	1 044 201

4 IMPORTS AND EXPORTS (SPECIAL TRADE) BY GROUPS AND SUBGROUPS OF THE SITC-REV. 11
4.2 EXPORTS

GROUP / SUBGROUP	1985 DT * 100 KG	1984	1985 1 000 DM	1984	1985 1 000 \$	1984
831 TRAVEL GOODS, HANDBAGS	177 017	183 346	434 989	399 676	149 791	140 558
842 MENS OUTERWEAR NOT KNIT	169 148	155 673	1 267 671	1 127 457	432 759	397 323
1 MENS OVERCOATS ETC	9 057	7 957	93 812	83 278	32 943	28 700
2 MENS SUITS	23 556	24 576	270 127	256 335	91 803	90 712
3 MENS TROUSERS, BREECHES	77 137	72 733	459 357	417 759	156 078	147 928
4 MENS JACKETS, BLAZERS ETC	16 807	14 030	205 104	162 293	70 105	57 230
9 OTHER MENS OUTERWEAR	42 591	36 377	239 271	207 792	81 830	72 753
843 WOMENS OUTERWEAR NONKNIT	275 224	237 180	3 357 750	2 846 551	1 142 744	1 003 545
1 WOMENS COATS & JACKETS	61 806	51 882	760 976	633 882	261 970	220 891
2 WOMENS SUITS & COSTUMES	19 377	16 202	292 555	241 121	97 563	85 747
3 WOMENS DRESSES	24 299	27 537	481 229	520 208	160 895	185 393
4 WOMENS SKIRTS	58 592	49 977	617 579	486 184	211 063	171 519
5 WOMENS BLOUSES	23 739	19 075	470 737	358 753	160 961	126 338
9 OTHER WOMENS OUTERWEAR	87 411	72 507	734 674	606 403	250 292	213 657
844 UNDERWEAR NOT KNIT	37 102	35 739	240 146	211 757	81 783	74 765
1 MENS SHIRTS NOT KNITTED	33 067	30 974	213 300	185 204	72 509	65 457
2 OTH MENS UNDERWEAR NONKN	1 462	1 542	6 060	4 937	2 110	1 743
3 WOMENS UNDERWEAR NONKNIT	2 573	3 223	20 786	21 616	7 164	7 565
845 OUTERWEAR KNIT NONELASTC	145 186	133 270	1 467 845	1 396 135	501 389	492 488
1 JERSEYS, PULLOVERS KNITT	76 365	62 132	812 733	680 092	279 591	237 932
2 WOMENS DRESSES KNITTED	25 954	31 447	292 470	388 349	99 162	137 928
9 OTHER OUTERWEAR KNITTED	42 867	39 691	362 642	327 694	122 636	116 626
846 UNDERWEAR KNITTED	149 548	142 998	793 348	717 997	271 354	253 309
1 UNDERWEAR KNITTED OF WOOL	3 449	2 781	38 618	29 373	13 749	10 025
2 UNDERWEAR KNITTED OF COTTON	69 172	62 062	383 552	339 359	130 207	120 202
3 UNDERWEAR KNITTED SYN FIBR	59 442	62 243	213 256	206 619	73 214	72 850
4 UNDERWEAR KNITTED OTH FIBR	2 307	1 068	11 693	8 285	4 023	2 894
5 CORSETS, GARTERS, ETC	15 178	14 844	146 229	134 361	50 161	47 338
847 TXTL CLTHNG ACCESRY NES	68 401	56 915	424 992	349 058	147 128	122 244
1 TXTL CLTHNG ACSRY NONKNIT	30 712	25 709	236 411	193 327	82 412	67 413
2 CLTHNG ACCESRY ETC KNIT	37 689	31 206	188 581	155 731	64 716	54 831
848 HEADGEAR, NONTXTL CLOTHNG	79 055	71 707	829 274	750 181	287 520	262 136
1 LEATHER CLOTHES, ACCESRY	18 485	15 639	297 686	256 662	102 520	89 751
2 PLASTIC, RUBBER CLOTHING	35 870	33 890	104 374	94 314	35 896	33 237
3 FUR ETC CLOTHES, PROD	13 622	12 099	356 985	336 203	124 851	117 021
4 HEADGEAR	11 078	10 079	70 229	63 002	24 253	22 127
851 FOOTWEAR	269 871	216 888	1 378 800	1 096 816	474 797	386 565
871 OPTICAL INSTRUMENTS	26 291	22 854	999 750	857 710	346 711	298 839
872 MEDICAL INSTRUMENTS NES	225 495	184 129	2 488 572	1 765 452	859 792	619 659
873 METERS & COUNTERS NES	66 544	55 828	332 310	295 345	114 020	103 738
1 GAS SUPPLY METERS ETC	57 215	47 409	197 060	172 568	67 747	60 540
2 COUNTING DEVICES NONELEC	9 329	8 419	135 250	122 777	46 273	43 198
874 MEASURING, CONTROLLING INSTR	563 834	495 897	8 687 769	7 545 552	2 990 234	2 649 761
1 SURVEYING INSTRUMENTS	8 469	7 590	158 101	140 049	54 693	49 349
2 MEASURING, DRAW ETC INST, PTS	90 146	88 994	502 703	475 082	172 649	166 745
3 GAS, LIQUID CONTROL INSTR	97 794	88 871	812 398	749 932	278 400	264 326
4 INSTR NON-MECH, NON-ELECT	17 849	15 234	212 982	166 497	73 549	58 643
5 MEAS CONTRL, SCI INST NES	53 367	51 390	477 154	451 396	164 577	158 252
6 ELEC MEAS, CONTRL EQU NES	205 270	169 085	4 996 653	3 969 166	1 725 234	1 393 436
9 INSTR PARTS, ACCESSORIES	90 939	74 733	1 527 778	1 593 430	521 132	559 010
881 PHOTO APPAR & EQUIPT NES	160 617	146 474	1 490 434	1 284 336	511 242	452 227
1 CAMERAS STILL, FLASH APP	47 100	42 095	656 560	575 808	224 449	202 789
2 CINEMA CAMERAS, PROJ, ETC	6 232	7 044	157 021	154 438	53 761	54 220
3 OTH PHOTO, CINE EQUIP NES	107 285	97 335	676 853	554 090	233 032	195 218
882 PHOTO, CINEMA SUPPLIES	925 245	853 276	2 121 991	1 899 713	724 757	669 297
1 CHEM PHOTO GOODS, RETAIL	311 773	288 177	226 382	216 393	77 430	76 527
2 PHOTO FILM EXC DEV CINMA	613 472	565 099	1 895 609	1 683 320	647 327	592 770
883 DEVELOPED CINEMA FILM	922	1 005	15 646	14 932	5 496	5 249
884 OPTICAL GOODS NES	22 787	21 473	1 192 599	1 051 343	408 900	370 598
1 OPTICAL ELEMENTS	11 688	11 515	587 919	516 386	201 923	181 846

4 IMPORTS AND EXPORTS (SPECIAL TRADE) BY GROUPS AND SUBGROUPS OF THE SITC-REV. II
4.2 EXPORTS

GROUP / SUBGROUP	1985 DT * 100 KG	1984	1985 1 000 DM	1984	1985 1 000 \$	1984
2 SPECTACLES AND FRAMES	11 099	9 959	604 680	534 957	206 977	182 752
885 WATCHES AND CLOCKS	140 923	132 525	1 317 650	1 182 051	454 159	414 680
1 WATCHES, MOVEMENTS, CASES	3 017	2 520	378 588	332 252	130 175	116 179
2 CLOCKS, CLOCK & WATCH PTS	137 906	130 005	939 062	849 799	323 984	298 501
892 PRINTED MATTER	4 800 641	4 281 556	4 023 532	3 535 399	1 386 047	1 241 884
1 PRINTED BOOKS, GLOBES, ETC	645 725	600 994	1 008 195	906 593	347 038	318 664
2 NEWSPAPERS, PERIODICALS	1 346 255	1 185 861	1 042 488	940 024	356 720	331 504
4 PICTURE POSTCARDS ETC	68 924	61 968	146 896	130 335	50 651	45 895
8 PRINTED MATTER NES	2 739 737	2 432 733	1 825 953	1 558 447	631 638	545 821
893 ARTICLES OF PLASTIC NES	5 194 622	4 620 474	5 138 764	4 408 470	1 762 715	1 553 106
1 PLSTC PACKG CONTNRS, LIDS	1 908 229	1 738 524	1 424 272	1 243 140	488 146	437 773
2 PLSTC SANITRY, TOILET ART	94 232	82 912	149 101	126 790	51 303	44 607
3 PLASTIC ORNAMENTS	16 179	14 397	69 662	52 491	23 776	18 419
5 PLSTC ELEC LIGHT ARTICL	118 720	104 083	192 426	169 526	66 181	59 772
9 MISC PLASTIC ARTICLES	3 057 262	2 680 558	3 303 303	2 816 521	1 133 339	992 535
894 TOYS, SPORTING GOODS, ETC	856 645	796 399	1 704 596	1 518 882	587 845	533 485
1 BABY CARRIAGES, PTS NES	25 617	20 119	33 439	24 810	11 384	8 791
2 TOYS, INDOOR GAMES	509 762	477 718	1 018 683	904 056	354 546	315 439
6 NON-MILITARY ARMS & AMMO	56 104	53 047	175 703	160 532	60 323	56 462
7 OTH SPORT GDS, FAIR AMUSM	265 162	245 515	476 771	429 484	161 592	152 793
895 OFFICE SUPPLIES NES	274 208	240 668	984 204	848 692	336 975	299 108
1 BASE MTL OFFICE SUPPLIES	51 009	46 255	46 586	43 435	15 894	15 342
2 PENS, PENCILS, FOUNTN PENS	134 255	116 372	664 148	566 119	227 693	195 454
9 OTHER OFFICE SUPPLIES	88 944	78 041	273 470	239 138	93 388	84 312
896 WORKS OF ART ETC	7 194	5 628	782 698	637 088	264 026	225 001
897 GOLD, SILVER WARE, JEWELRY	10 304	7 881	1 331 017	1 229 046	457 690	432 797
2 IMITATION JEWELLERY	9 098	6 793	197 887	151 595	68 263	53 142
3 PREC JEWELRY, GLD-SILVWARE	925	739	1 007 160	940 731	346 244	331 537
4 PREC MTL INDUS, LAB EQUIP	281	349	125 970	136 720	43 183	48 118
898 MUSICAL INSTRUMENTS PTS	624 978	524 940	2 502 041	2 128 701	861 960	746 317
1 PIANOS & OTH STRING INST	36 860	34 412	173 294	156 149	59 911	54 773
2 MUSICAL INSTRUMENTS NES	18 650	17 797	131 405	115 645	45 437	40 511
3 SOUND RECRDNG TAPE, DISCS	554 113	457 891	2 078 246	1 739 802	715 757	609 664
9 MUSICL INSTR PTS, ACCESSRY	15 355	14 840	119 096	117 105	40 855	41 369
899 OTHER MANUFACTURED GOODS	547 130	499 104	1 315 789	1 169 563	451 815	411 583
1 CARVED, MOULDED GOODS	5 117	4 805	27 945	27 780	9 505	9 801
3 COMBUSTIBLE PRODUCTS ETC	190 523	171 045	148 919	135 129	51 364	47 193
4 UMBRELLAS, CANES ETC	75 126	66 207	72 033	58 960	24 486	20 868
6 HEARING, ORTHOPAEDIC AIDS	9 796	9 895	337 631	270 362	116 089	95 241
7 BASKETWORK, BROOMS ETC	140 182	129 175	271 217	248 195	92 949	87 413
8 SMALLWARES, TOILETRY ETC	75 304	78 168	327 933	326 517	112 302	115 117
9 OTHER MANUF GOODS NES	51 082	39 809	130 111	102 620	45 180	35 950
911 MAIL NOT CLASSED BY KIND 1)	-	-	-	-	-	-
931 SPECIAL TRANSACTIONS 2)	7 765 717	7 070 928	9 524 578	10 907 778	3 290 062	3 841 697
941 ZOO ANIMALS, PETS	3 709	3 155	15 685	13 876	5 370	4 858
951 WAR FIREARMS, AMMUNITION	18 443	18 899	137 066	143 737	47 311	50 657
961 COIN NONGOLD, NONCURRENT 1)	33 736	10 512	43 320	33 681	15 382	11 998
971 GOLD, NON MONETARY NES	2 498	1 804	1 483 076	1 648 823	498 829	579 172
972 GOLD COIN 1)	94	119	306 615	402 613	104 709	142 618
TOTAL	1 739 701 209	1 750 755 071	537 164 225	488 222 999	183 937 414	171 736 041

1) SEE INTRODUCTION, CIPHER 2.3 2) INCL. COMPLETE INDUSTRIAL PLANT N.E.S.

5 IMPORTS AND EXPORTS (SPECIAL TRADE) BY CONTINENTS AND COUNTRIES
(COUNTRIES OF PRODUCTION AND CONSUMPTION)

COUNTRY	IMPORTS				EXPORTS			
	1985 1 000 DM	1984	1985 1 000 \$	1984	1985 1 000 DM	1984	1985 1 000 \$	1984
EUROPE	326307652	302407941	111634209	106548717	383157226	346923613	131189662	122061216
FRANCE	49279838	45839577	16823695	16151833	64000790	61336225	21842514	21576215
BELGIUM LUX	29111964	28833844	9979459	10179018	36967243	34017619	12641430	11985722
NETHERLANDS	58277121	53046950	19935411	18725976	46254462	42124890	15820361	14818094
ITALY	37154814	34173069	12731821	12054329	41794855	37662952	14275745	13256707
UNTD KINGDOM	37163945	33285516	12642623	11693996	45967428	40579406	15748868	14262089
IRELAND	3141451	2666133	1070749	936484	2617554	2115470	894691	744466
DENMARK	8017671	7110964	2749124	2500240	11810244	10029532	4063604	3529985
GREECE	3259216	3078925	1118618	1081972	5454340	4945928	1864650	1743186
ICELAND	244865	266168	83744	93792	303421	294553	103657	104191
FAROE IS	68618	53465	23662	18853	23295	43760	8122	14430
NORWAY	11006605	10545501	3743384	3712981	6797307	5484240	2345081	1922401
SWEDEN	10869991	9929317	3720869	3493947	14733588	12975567	5040887	4561753
FINLAND	4294986	4368534	1464882	1547816	5547152	4748871	1900694	1669815
SWITZERLAND	17164323	15636309	5895070	5507489	28855695	25872076	9996904	9114043
AUSTRIA	15350473	13726918	5264684	4826336	27394566	24333839	9393802	8566086
PORTUGAL	2586270	2215342	882353	781571	2642015	2196800	903783	774636
SPAIN	7672066	7018446	2641231	2469964	9755785	8629824	3343893	3034305
ANDORRA	5956	2804	2050	973	41767	27265	14538	9458
GIBRALTAR	259	6637	89	2311	34476	5916	11715	1994
VATICAN CITY	2060	1396	716	482	2576	2671	885	931
MALTA	401728	381749	137291	134368	379084	334706	129675	117424
YUGOSLAVIA	4773846	4120736	1636803	1454690	6215115	5512890	2149189	1938902
TURKEY	2907701	2484996	989524	873954	4212418	3390053	1452440	1193552
SOVIETUNION	13628521	14391583	4686066	5051592	10527223	10766790	3602641	3800119
POLAND	3080387	2766198	1059456	970849	2834355	2356671	972829	827090
CZECHOSLOVA	2905449	2381688	858524	839654	2324933	2108249	814004	733850
HUNGARY	2241161	2056526	771703	721954	3062593	2743727	1053220	960751
ROMANIA	1593760	1523815	545255	535780	915544	891624	316645	314312
BULGARIA	463930	435012	162024	150769	1640955	1350700	567507	470382
ALBANIA	38676	41823	13329	14744	46447	40799	15688	14327
AFRICA	28812920	26544570	9769132	9392593	20360837	21102922	6547019	7429940
CANARY IS	95519	78298	31000	28325	243491	174655	83490	61130
MOROCCO	602455	580088	203724	204793	645496	516160	221400	181580
CEUTA MEL	82	1	25	-	19970	12787	6825	4490
ALGERIA	4111823	2797455	1402215	993748	2898442	2491173	989370	878664
TUNISIA	605469	663440	205288	234425	933765	946796	319712	333602
LIBYA	6274725	6166129	2122685	2195962	1540617	2284711	516081	804248
EGYPT	1576469	1364456	519700	479987	3149881	3213932	1084621	1131693
SUDAN	95429	140846	32358	49768	329170	205986	114165	72772
MAURITANIA	42112	25578	14389	9088	67839	90953	23999	32288
MALI	40665	49408	13809	17817	78949	49546	26864	17360
UPPER VOLTA	11311	17315	3650	5879	27212	17756	9329	6073
NIGER	247	177	87	63	40835	36326	13821	12923
CHAD	34502	56340	11146	19548	14264	10103	5042	3525
CAPE VERDE	146	150	51	55	12862	10637	4443	3797
SENEGAL	20470	39742	6827	14220	111402	83349	37993	25005
GAMBIA	438	6204	150	2245	19564	17385	6624	6081
GUIN BISSAU	162	159	56	54	8782	6983	2817	2326
GUINEA	208603	269787	71159	94816	50785	56075	16963	19617
SIERRA LEONE	78894	59776	26273	20930	40416	47176	13930	16842
LIBERIA	554231	524143	189875	184979	173739	377303	59842	136388
IVORY COAST	971902	760202	330772	266441	182453	134826	62899	47733
GHANA	155377	132741	53014	46432	190484	136103	64959	47843
TOGO	39184	42466	13247	14955	98798	63247	33594	21719
BENIN	109594	73015	36551	25397	31261	20442	10943	7070
NIGERIA	6343062	6237381	2144924	2207815	1893520	1181733	648843	410781
CAMEROON	681381	480654	227473	170406	305202	210472	108027	73870
CENT AFR REP	21109	30882	7420	10908	16809	10820	5758	3779
EQUAT GUINEA	13516	17021	4755	5966	2132	1559	759	532
S TOME PRINC	7526	7740	2831	2682	2242	1710	719	571
GABON	117525	245042	43075	88985	141789	91475	47664	32107
CONGO	108359	63829	35009	22786	75705	71021	25760	24392
ZAIRE	616576	536069	209447	188523	258231	281817	88517	99117
RWANDA	226562	201994	80072	70217	56069	40299	19055	14129
BURUNDI	164813	134976	56612	47829	55811	49500	19315	17244
ST HELENA	3	2	1	1	87	160	29	57
ANGOLA	46811	27010	17370	9372	206153	152729	71264	53496
ETHIOPIA	191754	215302	66042	76984	273810	233344	92938	81773
DJIBOUTI	923	1173	283	409	19920	9525	7347	3371
SOMALIA	1553	1650	545	552	51699	55474	17803	18527
KENYA	477877	445979	159101	155350	331256	331773	113415	116365
UGANDA	99016	111677	33752	39372	49952	56559	16844	19723
TANZANIA	162853	286806	54759	99739	177408	193213	60581	68203
SEYCHELLES	280	244	89	90	6704	2922	2262	989
BRIT IND OC	-	-	-	-	44	30	14	11
MOZAMBIQUE	11780	15007	3988	5223	32118	32236	10902	11129
MADAGASCAR	71583	93413	24187	32849	57593	42794	19706	14704
REUNION	10069	4884	3455	1677	34756	39931	11793	13979
MAURITIUS	94970	61335	33716	21114	61597	45213	21190	15786
COMOROS	4039	3895	1418	1388	1461	3959	527	1368
MAYOTTE	-	-	-	-	111	2	40	1
ZAMBIA	67100	92587	22674	32872	100975	91297	34702	32208
ZIMBABWE	323793	247989	109759	87173	153523	148904	52242	52422
MALAWI	85312	66728	29436	23402	41122	23324	14426	8117
REP S AFRICA	3162679	2973459	1084904	1047856	4997172	6648688	1689982	2343335
BOTSWANA	39992	64091	13564	22434	33429	36047	10816	12515
SWAZILAND	26959	24640	9286	8572	4469	1377	1658	494

5 IMPORTS AND EXPORTS (SPECIAL TRADE) BY CONTINENTS AND COUNTRIES
(COUNTRIES OF PRODUCTION AND CONSUMPTION)

COUNTRY	IMPORTS				EXPORTS			
	1985 1 000 DM	1984	1985 1 000 \$	1984	1985 1 000 DM	1984	1985 1 000 \$	1984
LESOTHO	3336	3195	1134	1120	7491	8465	2395	3072
AMERICA	54630635	51442509	18599412	18109005	72472186	63126438	24853577	22159402
USA	32341463	31097240	10946315	10943585	55533398	46834266	19042007	16418062
CANADA	3845469	4056489	1311066	1430274	5474596	4320649	1877017	1518953
GREENLAND	48449	62077	17461	21026	1467	876	482	277
ST PIERRE	1341	314	433	103	1797	411	665	134
MEXICO	978384	731925	334122	268832	2382636	1815346	816820	638540
BERMUDA	189800	635	67904	221	20751	11867	7256	4184
GUATEMALA	136894	110739	45899	39117	173736	167634	59070	56823
BELIZE	361	979	116	347	1975	1249	668	413
HONDURAS	226391	139859	76099	49187	68679	82168	23372	28767
EL SALVADOR	320264	352172	109304	124940	100956	87959	34117	31116
NICARAGUA	98082	94405	33965	33202	44711	51318	15570	18059
COSTA RICA	245097	259955	83251	91486	145208	134387	49630	47394
PANAMA	284316	327248	96181	116938	250351	268101	82676	95731
CUBA	61397	32996	20252	11866	310554	223273	105225	79059
WEST INDIES	872	859	300	298	2657	1778	876	605
HAITI	39630	47638	13310	16917	35464	32756	11929	11573
BAHAMAS	28752	15001	9426	5219	73790	38600	25967	13339
TURKS CAICOS	218	10	70	4	521	520	183	184
DOMINIC REP	63942	45126	21322	15786	124595	79603	42773	27733
AM VIRGIN IS	70	7	24	2	11596	8075	4052	2776
GUADELOUPE	913	2367	326	831	24358	25023	8282	8685
ANTIGUA	2	11	1	4	3414	1164	1184	402
DOMINICA	343	79	113	28	1083	721	357	238
MARTINIQUE	31310	28735	10822	10037	27997	27829	9581	9666
CAYMAN IS	3399	-	1102	-	3392	2251	1185	782
JAMAICA	26679	25435	9087	8911	41596	50909	14045	17826
ST LUCIA	494	145	161	47	2290	1812	770	621
ST VINCENT	36	237	11	81	6163	7166	2000	2447
BARBADOS	4016	4344	1331	1520	30957	23397	10984	8254
TRINIDAD TOB	25403	44944	8692	16018	81703	61146	28801	21430
GRENADA	7368	5523	2497	1917	2086	1020	677	353
NETH ANTILL	26474	26696	8880	9529	67731	51386	23115	17822
COLOMBIA	1561502	1577831	531475	556090	716704	985634	243512	351486
VENEZUELA	3494158	2746059	1187340	968763	1040953	887942	357518	311237
GUYANA	56492	45713	19270	15922	7091	4302	2321	1520
SURINAME	79706	59703	27815	21276	22608	29159	7728	10230
FRENCH GUIAN	6981	1095	2353	383	8829	15771	3012	5425
ECUADOR	271139	157062	92780	55118	390532	286418	134306	101011
PERU	463586	375264	157844	132301	359849	376678	121611	131905
BRAZIL	6365419	5547242	2179948	1949714	2475021	2628468	848347	932080
CHILE	1232681	1129687	421854	401354	614318	971391	210191	338791
BOLIVIA	102264	121425	33792	42475	85460	82354	29203	28555
PARAGUAY	119306	129276	41507	45222	74772	43660	25824	15267
URUGUAY	167998	229252	57808	81661	160051	174163	54304	60471
ARGENTINA	1671666	1808615	575748	630421	1463731	2225684	514345	787102
FALKLAND IS	108	95	35	32	59	154	19	54
ASIA	50155609	50347421	17151871	17738694	54094348	51105593	18518386	17994051
CYPRUS	64877	67059	21758	23990	358304	347826	122464	122771
LEBANON	22869	15985	7716	5608	383349	490428	131197	171567
SYRIA	840861	746641	291571	262105	837209	681325	286840	237802
IRAQ	366836	1367575	118757	477101	2452355	2449320	842148	860459
IRAN	1831679	1848710	642024	648205	4841705	6524107	1646329	2308012
ISRAEL	1311433	1141981	443258	404529	2300971	2242651	787643	787857
JORDAN	50473	53056	17163	18479	584318	525721	200181	184372
SAUDI ARABIA	2185641	2828273	751856	998561	5235449	6306863	1778241	2238238
KUWAIT	740721	985551	250094	348439	1482874	1789994	506541	635428
BAHRAIN	51697	24384	18590	8527	296026	327675	100822	117689
QATAR	5120	339802	1754	119124	299995	248216	104057	86626
ARAB EMIRAT	235046	785466	77075	260736	1251369	1221186	428488	430287
OMAN	25565	59208	8543	20887	577238	607727	197767	213875
NORTH YEMEN	5658	5529	1933	1915	249951	225925	85700	79286
SOUTH YEMEN	59480	45245	20736	15834	63432	65630	21636	23028
AFGHANISTAN	72009	94471	24662	33160	62515	64668	21326	22806
PAKISTAN	516628	411106	174937	145217	1211691	908423	416391	320714
INDIA	1471730	1421717	496734	503704	3377305	2621793	1157005	922089
BANGLADESH	82122	71169	27795	24628	292707	267649	101326	93374
MALDIVES	2831	3447	965	1153	6090	2780	2125	972
SRI LANKA	249963	241019	85352	84934	215949	225190	74168	79822
NEPAL	45942	56187	15760	19794	37519	24509	12812	8456
BHUTAN	83	261	26	90	1737	1330	615	449
BURMA	32367	39070	11176	13804	225526	182248	76421	64174
THAILAND	1541954	1550082	521156	548381	1173946	984226	402267	346607
LAOS	2085	39	721	14	1600	1538	532	517
VIETNAM	15605	16597	5345	5890	23647	23511	7765	8158
KAMPUCHEA	-	2	-	-	526	365	175	129
INDONESIA	1122665	785260	382681	277343	1729870	2184323	588526	769043
MALAYSIA	1937676	2240295	659437	769499	1052013	1666061	356847	578869
BRUNEI	1899	282	689	98	18637	15532	6357	5351
SINGAPORE	1265746	1316956	432868	461944	2306201	2121628	777340	745069
PHILIPPINES	1002374	1023065	341925	361769	488764	493629	168296	173411
MONGOLIA	11999	5300	3844	1872	8094	3655	2953	1287
CHINA	2556144	2416676	871848	850956	6428836	2975169	2229599	1038402
NORTH KOREA	173908	396367	61782	148532	70430	63614	24422	22663

5 IMPORTS AND EXPORTS (SPECIAL TRADE) BY CONTINENTS AND COUNTRIES
(COUNTRIES OF PRODUCTION AND CONSUMPTION)

COUNTRY	IMPORTS				EXPORTS			
	1985 1 000 DM	1984	1985 1 000 \$	1984	1985 1 000 DM	1984	1985 1 000 \$	1984
SOUTH KOREA	2556655	2381548	867751	838432	2012096	1779002	689437	626532
JAPAN	20719796	18306185	7117858	6440220	7888372	6918192	2706022	2432193
TAIWAN	2968735	2991656	1010651	1050556	2084070	1800775	715675	631915
HONG KONG	3709567	3958863	1261249	1395306	2155896	1717597	738893	602295
MACAO	297170	305336	101831	107358	5744	3592	2037	1257
AUSTRALIA AND OCEANIA	3623206	3280429	1239909	1152015	5450084	4458671	1871523	1561294
AUSTRALIA	2112052	1999633	716498	703919	4587231	3691445	1575663	1292374
PAPUA NEW G	848996	643323	297799	223208	34140	32334	41829	11295
AUST OCEANIA	543	263	178	103	2390	2144	811	731
NAURU	-	317	-	106	44	51	12	19
NEW ZEALAND	488212	452732	166574	160228	728867	632591	249568	222045
SOLOMON IS	5806	9920	1928	3526	1110	2047	377	735
TUVALU	8	13	2	4	68	30	24	9
AMER OCEANIA	532	248	162	92	10062	1974	3700	661
NEW CALEDON	115412	91038	39540	31815	11771	23422	4078	8161
WALLIS FUTUN	-	-	-	-	49	18	16	8
KIRIBATI	1724	44	590	16	464	672	158	236
PITCAIRN	-	-	-	-	14	-	4	-
N ZEAL OCEAN	475	154	170	56	509	605	169	203
FIJI	2107	2004	727	704	7912	8924	2730	3152
VANUATU	44332	74260	14762	26000	674	2826	222	1018
TONGA	9	38	3	16	1881	707	593	244
WEST SAMOA	1309	5654	444	1950	1651	2717	566	958
FR POLYNESIA	591	687	200	242	53741	46168	18165	16186
POLAR REG	1098	81	332	30	7506	9976	2838	3259
MISCELLANEOUS	280970	234047	97516	82432	1629544	1505762	557247	530138
SHIPS SUPPL	280892	233949	97490	82397	1629544	1505762	557247	530138
UNID COUNTR	78	98	26	35	-	-	-	-
TOTAL	463810992	434256917	158492049	153023456	537164225	488222999	183937414	171736041

6 IMPORTS AND EXPORTS (SPECIAL TRADE) BY GROUPS OF THE SITC-REV. II AND BY COUNTRIES OF PRODUCTION AND CONSUMPTION 1985

GROUP COUNTRY	DT * 100 KG	1 000 DM	1 000 \$	GROUP COUNTRY	DT * 100 KG	1 000 DM	1 000 \$
001 LIVE ANIMALS 1)							
IMPORTS	2 017 527	706 740	240 260	AUSTRIA	86 182	36 127	12 283
FRANCE	122 209	77 065	26 492	SPAIN	10 928	14 003	4 712
BELGIUM LUX	90 390	43 347	14 576	YUGOSLAVIA	28 049	18 326	6 418
NETHERLANDS	1 438 665	458 283	155 775	POLAND	221 663	148 780	54 292
ITALY	4 600	2 093	708	CZECHOSLOVA	86 918	69 246	23 479
UNTD KINGDOM	17 181	12 684	4 386	HUNGARY	449 214	208 607	71 657
IRELAND	221	232	77	ROMANIA	58 278	35 030	11 711
DENMARK	42 451	13 950	4 852	BULGARIA	6 795	4 862	1 652
ICELAND	207	144	49	ZIMBABWE	1 821	2 114	841
SWEDEN	221	457	163	REP S AFRICA	13 007	12 582	4 402
FINLAND	50	197	65	BOTSWANA	52 233	35 834	12 055
SWITZERLAND	12 210	5 394	1 777	SWAZILAND	17 485	12 974	4 526
AUSTRIA	108 041	30 345	10 160	USA	24 209	10 090	3 433
SPAIN	213	374	119	CANADA	3 921	1 415	488
YUGOSLAVIA	681	247	79	BRAZIL	165 509	132 639	45 196
SOVIETUNION	1 823	907	311	PARAGUAY	816	449	157
POLAND	140 093	45 283	15 099	URUGUAY	22 894	15 373	5 281
CZECHOSLOVA	9 795	3 530	1 203	ARGENTINA	312 220	285 359	97 781
HUNGARY	27 850	9 436	3 432	ISRAEL	3 010	4 352	1 482
USA	288	2 019	678	BANGLADESH	794	764	261
CANADA	231	531	184	INDONESIA	125	140	48
ARGENTINA	45	119	39	CHINA	2 577	2 343	869
EXPORTS	1 825 371	847 910	294 850	AUSTRALIA	55 836	37 250	12 380
FRANCE	148 764	66 564	22 984	NEW ZEALAND	156 906	87 712	29 767
BELGIUM LUX	419 161	144 976	50 205	EXPORTS	5 353 076	2 813 894	967 510
NETHERLANDS	270 068	109 059	39 078	FRANCE	1 014 164	667 411	229 545
ITALY	429 760	236 175	81 235	BELGIUM LUX	164 930	35 380	12 366
UNTD KINGDOM	905	4 394	1 561	NETHERLANDS	170 787	69 918	24 122
IRELAND	134	816	286	ITALY	1 567 712	1 070 704	367 069
DENMARK	1 722	2 403	853	UNTD KINGDOM	82 147	37 198	12 780
GREECE	2 216	1 856	627	DENMARK	49 089	33 139	11 812
NORWAY	19	115	39	GREECE	605 192	523 440	160 127
SWEDEN	97	353	125	NORWAY	125	163	50
FINLAND	300	1 007	364	SWEDEN	31 914	2 741	940
SWITZERLAND	3 684	8 082	2 813	FINLAND	240	183	69
AUSTRIA	2 000	4 134	1 382	SWITZERLAND	7 178	6 582	2 269
PORTUGAL	27 692	12 921	4 626	AUSTRIA	5 276	3 453	1 220
SPAIN	164 631	71 359	24 681	PORTUGAL	42 993	11 732	4 094
YUGOSLAVIA	3 672	4 387	1 535	SPAIN	5 686	1 470	525
TURKEY	883	1 669	583	GIBRALTAR	675	465	149
SOVIETUNION	25 585	13 640	4 788	MALTA	1 130	468	162
POLAND	931	508	190	YUGOSLAVIA	106 048	25 065	9 313
CZECHOSLOVA	5 875	3 410	1 270	TURKEY	91 678	28 049	9 390
HUNGARY	811	1 099	391	SOVIETUNION	50 793	15 638	7 744
ROMANIA	2 394	583	177	POLAND	64 703	11 675	3 864
BULGARIA	6 845	4 366	1 607	HUNGARY	27 107	5 132	1 984
MOROCCO	18 508	6 603	2 409	ROMANIA	7 698	1 488	479
ALGERIA	26 889	9 463	3 239	BULGARIA	8 314	1 211	395
TUNISIA	90 490	29 035	10 023	CANARY IS	5 030	1 385	464
LIBYA	5 000	1 853	562	MOROCCO	18 577	4 381	1 610
EGYPT	21 459	11 774	3 891	CEUTA MEL	1 692	972	338
SUDAN	2 479	1 289	485	EGYPT	462 647	104 971	35 709
REP S AFRICA	29	96	34	MALI	103	97	32
USA	3 896	13 288	4 586	GUINEA	3 992	637	207
CANADA	1 018	2 000	698	IVORY COAST	25 784	3 253	1 193
MEXICO	122	371	135	TOGO	16 737	1 987	703
COLOMBIA	17	420	147	BENIN	2 276	295	95
VENEZUELA	14	177	56	NIGERIA	2 213	125	43
PERU	8	227	74	CAMEROON	2 627	316	108
BRAZIL	132	2 427	786	GABON	32 123	4 819	1 635
BOLIVIA	4	228	76	CONGO	350	237	82
ARGENTINA	69	321	109	ZAIRE	99 001	14 909	5 144
LEBANON	646	437	152	REP S AFRICA	1 866	234	84
SYRIA	65	394	137	NETH ANTILL	943	425	164
IRAQ	1 946	2 614	872	LEBANON	39 880	6 715	2 371
IRAN	14 815	10 595	3 996	IRAQ	160 234	56 212	19 092
ISRAEL	87	398	153	IRAN	71 518	19 217	5 971
JORDAN	10 384	3 488	1 205	JORDAN	2 979	1 028	351
SAUDI ARABIA	57 942	26 673	8 951	SAUDI ARABIA	36 886	14 802	4 842
KUWAIT	29 225	9 774	3 587	KUWAIT	19 435	7 223	2 429
BAHRAIN	1 367	954	357	BAHRAIN	2 024	860	293
QATAR	2 699	1 707	613	QATAR	952	622	202
ARAB EMIRAT	2 211	1 461	513	ARAB EMIRAT	8 960	5 432	1 798
OMAN	1 145	1 154	434	JAPAN	1 301	273	90
NORTH YEMEN	1 847	2 165	724	HONG KONG	26 663	5 255	1 808
PAKISTAN	258	2 665	921	012 MEAT DRIED, SALTED, SMOKED			
INDONESIA	53	511	177	IMPORTS	61 497	76 504	25 813
MALAYSIA	30	253	87	FRANCE	3 264	5 398	1 819
PHILIPPINES	12	253	92	BELGIUM LUX	29 821	27 225	9 375
CHINA	12 104	7 487	2 645	NETHERLANDS	4 607	3 948	1 356
JAPAN	54	851	302	ITALY	15 470	27 340	6 913
TAIWAN	20	205	71	UNTD KINGDOM	359	394	135
011 MEAT FRESH CHILLD, FROZEN				DENMARK	5 127	6 917	2 405
IMPORTS	10 007 175	5 063 251	1 735 482	SWITZERLAND	1 946	4 652	1 597
FRANCE	816 144	499 812	172 007	YUGOSLAVIA	241	270	95
BELGIUM LUX	610 432	317 384	108 924	HUNGARY	611	276	87
NETHERLANDS	4 575 810	1 964 277	672 994	EXPORTS	120 065	88 487	30 609
ITALY	353 566	134 925	45 168	FRANCE	11 573	14 918	5 139
UNTD KINGDOM	485 367	225 793	78 524	BELGIUM LUX	4 932	6 405	2 217
IRELAND	163 179	103 596	37 727	NETHERLANDS	6 217	5 315	1 847
DENMARK	1 098 574	581 032	198 014	ITALY	1 377	1 883	627
GREECE	506	239	77	UNTD KINGDOM	91 792	56 174	19 479
ICELAND	2 668	1 217	422	DENMARK	520	782	272
SWEDEN	103 525	43 831	14 699	SWEDEN	178	277	97
FINLAND	11 932	3 992	1 405	SWITZERLAND	174	307	106
SWITZERLAND	3 911	652	224	POLAND	1 471	280	92
				CANARY IS	244	446	156

1) NUMBERS OF HORSES SEE PAGE 501

6 IMPORTS AND EXPORTS (SPECIAL TRADE) BY GROUPS OF THE SITC-REV. II AND BY COUNTRIES OF PRODUCTION AND CONSUMPTION 1985

GROUP COUNTRY	DT = 100 KG	1 000 DM	1 000 \$	GROUP COUNTRY	DT = 100 KG	1 000 DM	1 000 \$
USA	699	1 160	400	ROMANIA	10 549	1 318	494
IRAQ	119	105	35	BULGARIA	94 800	8 149	2 821
014 MEAT PREPD, PRSVD, NES ETC				CANARY IS	118 759	10 242	3 506
				MOROCCO	12 693	2 804	1 013
IMPORTS	1 064 704	705 268	242 416	CEUTA MEL	11 017	675	243
FRANCE	94 462	78 658	27 312	ALGERIA	670 372	129 308	43 808
BELGIUM LUX	161 549	108 258	37 228	TUNISIA	56 250	13 890	4 716
NETHERLANDS	176 450	114 190	38 962	LIBYA	26 162	6 181	1 960
ITALY	58 928	73 180	25 792	EGYPT	26 948	6 663	2 163
UNITD KINGDOM	1 736	1 509	512	SUDAN	49 250	11 881	4 002
IRELAND	2 196	1 471	489	MAURITANIA	123 162	12 788	4 408
DENMARK	136 531	88 454	30 250	MALI	4 254	1 098	349
NORWAY	236	89	33	UPPER VOLTA	5 520	1 409	447
SWEDEN	16 677	8 444	2 882	NIGER	8 133	2 258	748
SWITZERLAND	325	728	254	CHAD	6 650	1 711	627
AUSTRIA	1 080	1 526	503	CAPE VERDE	5 108	1 270	457
YUGOSLAVIA	46 173	15 863	5 420	SENEGAL	13 685	3 667	1 234
POLAND	89 519	43 258	14 904	GAMBIA	2 945	749	228
CZECHOSLOVA	13 149	6 750	2 319	GUIN BISSAU	802	203	64
HUNGARY	85 185	57 190	19 740	GUINEA	410	101	34
ROMANIA	56 052	19 838	6 703	SIERRA LEONE	5 198	1 168	379
KENYA	2 420	3 049	1 000	LIBERIA	3 761	1 045	364
USA	14 881	4 054	1 385	IVORY COAST	5 228	1 715	610
CANADA	25	243	77	GHANA	16 430	3 923	1 342
BRAZIL	44 034	35 974	12 332	TOGO	1 674	286	97
URUGUAY	70	115	44	DENIN	1 100	293	94
ARGENTINA	46 589	30 969	10 438	NIGERIA	11 318	4 882	1 771
ISRAEL	15 828	10 426	3 477	CAMEROON	4 250	1 938	663
AUSTRALIA	497	905	317	CENT AFR REP	850	193	59
EXPORTS	306 381	240 907	82 755	EQUAT GUINEA	500	135	43
FRANCE	56 511	45 099	15 523	GABON	4 206	1 066	375
BELGIUM LUX	50 149	37 292	12 778	CONGO	1 985	550	193
NETHERLANDS	57 773	44 181	15 273	ZAIRE	15 683	2 734	958
ITALY	7 273	7 238	2 453	RWANDA	4 400	1 175	377
UNITD KINGDOM	74 437	62 803	21 603	BURUNDI	2 950	770	255
DENMARK	17 701	12 273	4 207	ANGOLA	11 021	2 749	889
GREECE	4 510	3 215	1 078	ETHIOPIA	25 774	6 190	2 054
SWEDEN	1 262	1 524	525	DJIBOUTI	2 423	438	144
FINLAND	486	507	169	SOMALIA	6 700	1 722	572
SWITZERLAND	7 267	6 566	2 224	KENYA	7 026	1 919	685
AUSTRIA	661	644	223	UGANDA	12 082	3 133	1 094
SPAIN	896	725	252	TANZANIA	15 343	3 521	1 069
TURKEY	668	153	54	SEYCHELLES	2 371	824	280
POLAND	2 749	1 320	437	MOZAMBIQUE	11 014	2 830	964
CZECHOSLOVA	1 593	2 168	739	MADAGASCAR	2 650	696	225
ROMANIA	933	915	326	MAURITIUS	500	120	36
CANARY IS	2 489	2 060	714	COMOROS	900	236	94
EGYPT	7 579	2 453	822	ZAMBIA	6 100	1 483	537
SUDAN	189	88	30	MALAWI	1 509	764	261
ANGOLA	606	337	123	USA	351	265	87
REP S AFRICA	96	97	32	CANADA	395	350	117
USA	1 177	1 220	435	BERMUDA	1 077	181	60
CYPRUS	980	277	93	BELIZE	541	90	33
LEBANON	473	398	134	CUBA	20 750	4 791	1 889
SYRIA	96	99	32	WEST INDIES	922	156	53
IRAQ	479	430	147	HAITI	2 723	618	197
JORDAN	381	269	98	BAHAMAS	4 135	686	240
SAUDI ARABIA	1 782	1 575	523	DOMINIC REP	2 180	556	181
KUWAIT	1 214	1 079	378	AM VIRGIN IS	1 662	286	89
BAHRAIN	106	118	37	ANTIGUA	3 337	732	246
ARAB EMIRAT	167	173	60	DOMINICA	529	92	32
JAPAN	854	863	289	CAYMAN IS	1 629	364	123
HONG KONG	263	276	97	JAMAICA	9 600	2 223	675
AUSTRALIA	1 026	1 177	405	ST LUCIA	530	96	31
022 MILK AND CREAM				TRINIDAD TOB	73 490	18 924	6 673
IMPORTS	4 114 339	793 420	273 899	GRENADA	1 406	318	97
FRANCE	1 181 255	217 893	75 488	NETH ANTILL	2 452	419	143
BELGIUM LUX	1 185 743	175 842	61 043	COLOMBIA	3 990	1 040	373
NETHERLANDS	1 062 598	258 734	89 195	ECUADOR	4 040	1 068	322
ITALY	1 533	433	134	PERU	7 965	2 122	822
UNITD KINGDOM	94 658	33 551	11 843	BRAZIL	6 750	1 627	543
IRELAND	221 468	84 819	28 677	CHILE	29 580	7 887	2 872
DENMARK	126 263	11 495	3 902	BOLIVIA	13 340	3 485	1 299
GREECE	1 254	506	174	PARAGUAY	4 000	986	353
SWITZERLAND	3 904	2 259	775	CYPRUS	1 791	283	99
AUSTRIA	224 538	5 746	1 961	LEBANON	6 019	2 431	860
NEW ZEALAND	10 449	2 037	674	SYRIA	14 895	3 342	1 267
EXPORTS	27 203 059	2 892 634	987 658	IRAQ	47 459	21 309	7 332
FRANCE	218 039	20 473	6 895	IRAN	322	103	39
BELGIUM LUX	1 155 787	107 599	36 569	ISRAEL	14 920	3 675	1 257
NETHERLANDS	4 091 465	439 471	140 734	JORDAN	15 858	3 187	1 078
ITALY	18 525 268	1 589 847	545 092	SAUDI ARABIA	209 565	79 746	26 753
UNITD KINGDOM	27 810	7 619	2 617	KUWAIT	103 490	31 888	10 933
DENMARK	192 262	60 458	20 810	BAHRAIN	7 014	1 314	457
GREECE	438 514	100 572	35 127	QATAR	2 662	521	179
SWEDEN	2 803	450	173	ARAB EMIRAT	9 590	1 267	439
SWITZERLAND	14 566	3 216	1 102	OMAN	16 590	3 188	1 095
AUSTRIA	44 761	3 331	1 133	NORTH YEMEN	23 134	5 459	1 950
PORTUGAL	1 277	315	101	SOUTH YEMEN	5 660	1 380	490
SPAIN	5 960	1 038	353	PAKISTAN	1 376	244	85
ANDORRA	2 720	134	45	INDIA	187 058	43 097	13 426
GIBRALTAR	938	103	37	SRI LANKA	2 500	644	207
MALTA	28 950	5 665	1 863	NEPAL	1 501	349	121
TURKEY	3 330	756	267	INDONESIA	10 257	2 653	820
POLAND	18 303	1 233	418	SINGAPORE	18 161	1 834	631
				PHILIPPINES	20 954	8 564	2 963
				CHINA	49 823	12 456	4 066
				JAPAN	12 656	4 925	1 654
				TAIWAN	5 247	906	292
				HONG KONG	5 568	921	323
				FR POLYNESIA	1 059	161	56

6 IMPORTS AND EXPORTS (SPECIAL TRADE) BY GROUPS OF THE SITC-REV. II AND BY COUNTRIES OF PRODUCTION AND CONSUMPTION 1985

GROUP COUNTRY	DT = 100 KG	1 000 DM	1 000 \$	GROUP COUNTRY	DT = 100 KG	1 000 DM	1 000 \$
023 BUTTER				CZECHOSLOVAKIA	5 717	3 284	1 155
IMPORTS	976 734	666 111	222 287	ROMANIA	62	130	46
FRANCE	55 812	26 374	8 933	CANARY IS	6 185	3 187	1 098
BELGIUM LUX	49 565	25 003	8 713	MOROCCO	920	388	123
NETHERLANDS	672 571	467 066	157 501	LIBYA	10 217	4 417	1 526
UNTD KINGDOM	26 655	18 743	6 299	EGYPT	3 565	1 599	539
IRELAND	115 390	85 145	28 705	LIBERIA	437	304	100
DENMARK	56 664	43 732	15 122	REP S AFRICA	3 037	1 803	577
EXPORTS	850 445	436 933	151 913	USA	53 915	42 410	14 663
FRANCE	76 978	24 669	8 986	CANADA	7 986	7 075	2 452
BELGIUM LUX	330 619	153 457	53 646	BAHAMAS	886	517	188
NETHERLANDS	85 167	41 769	14 611	BARBADOS	202	137	48
ITALY	218 898	130 635	45 294	VENEZUELA	585	395	131
UNTD KINGDOM	2 340	2 520	872	CHILE	318	105	33
DENMARK	904	649	219	URUGUAY	158	108	36
GREECE	5 919	4 367	1 490	CYPRUS	5 326	2 366	800
SWITZERLAND	23 550	8 354	2 937	LEBANON	7 209	3 960	1 448
TURKEY	1 662	959	314	IRAQ	37 182	21 797	8 084
SOVIET UNION	8 166	4 181	1 367	IRAN	129 720	35 988	12 534
CANARY IS	3 187	1 258	417	JORDAN	5 474	3 122	1 077
MOROCCO	3 981	1 964	629	SAUDI ARABIA	17 546	10 400	3 545
LIBYA	7 613	4 355	1 343	KUWAIT	24 492	13 363	4 519
EGYPT	2 317	1 344	425	BAHRAIN	5 485	3 518	1 212
SUDAN	3 300	1 757	624	QATAR	5 902	3 555	1 217
MAURITANIA	5 900	5 850	2 310	ARAB EMIRAT	10 550	6 278	2 107
NIGERIA	6 066	2 769	880	OMAN	2 222	1 441	506
ZAIRE	1 200	720	234	NORTH YEMEN	484	285	93
RWANDA	400	240	78	JAPAN	75 943	24 535	8 284
BURUNDI	500	300	97	HONG KONG	360	431	146
ETHIOPIA	13 353	12 539	4 502	AUSTRALIA	19 280	15 651	5 310
DJIBOUTI	202	210	69	NEW ZEALAND	1 138	1 013	358
KENYA	2 909	1 658	575	025 EGGS, BIRDS, FRESH, PRSRVD			
UGANDA	200	120	39	IMPORTS	3 074 280	714 218	243 347
TANZANIA	434	263	84	FRANCE	22 106	9 604	3 287
MOZAMBIQUE	750	555	198	BELGIUM LUX	230 344	51 369	17 436
USA	316	326	106	NETHERLANDS	2 727 864	621 223	211 931
CUBA	2 100	1 115	430	ITALY	1 647	1 369	484
HAITI	1 000	800	253	UNTD KINGDOM	15 106	9 675	3 175
JAMAICA	740	403	129	DENMARK	3 711	1 843	645
CHILE	640	237	85	SWEDEN	4 197	671	226
BOLIVIA	2 000	2 280	817	FINLAND	6 145	795	267
PARAGUAY	150	160	60	AUSTRIA	355	112	34
CYPRUS	685	294	101	YUGOSLAVIA	5 390	2 752	917
LEBANON	3 443	2 298	723	CZECHOSLOVAKIA	38 101	6 274	2 143
SYRIA	172	113	39	USA	1 815	4 503	1 514
ISRAEL	1 000	499	176	CANADA	272	627	195
JORDAN	1 055	499	172	ISRAEL	17 042	3 227	1 095
SAUDI ARABIA	2 409	1 264	421	EXPORTS	368 249	109 895	37 368
ARAB EMIRAT	226	97	34	FRANCE	12 222	3 436	1 201
NORTH YEMEN	6 521	3 696	1 219	BELGIUM LUX	11 619	3 767	1 299
INDIA	16 291	12 854	4 063	NETHERLANDS	33 157	10 472	3 649
THAILAND	1 024	308	101	ITALY	144 193	31 849	10 705
PHILIPPINES	500	266	101	UNTD KINGDOM	9 514	7 286	2 496
CHINA	2 775	1 440	462	DENMARK	10 373	2 159	742
024 CHEESE AND CURD				GREECE	2 306	1 585	499
IMPORTS	2 946 346	2 248 745	771 564	SWITZERLAND	74 772	14 215	4 875
FRANCE	763 426	687 340	236 405	AUSTRIA	25 027	7 059	2 348
BELGIUM LUX	17 054	13 591	4 550	SPAIN	81	128	44
NETHERLANDS	1 531 317	1 011 291	346 520	YUGOSLAVIA	167	320	108
ITALY	72 083	77 144	26 551	TURKEY	812	519	181
UNTD KINGDOM	17 239	12 193	4 166	HUNGARY	269	152	53
IRELAND	39 098	24 877	8 535	ALGERIA	4 105	2 540	877
DENMARK	322 740	258 752	88 567	EGYPT	23 385	13 735	4 661
GREECE	15 565	14 189	4 869	SUDAN	145	84	31
NORWAY	8 653	5 195	1 836	NIGERIA	351	305	102
FINLAND	727	477	151	ANGOLA	890	167	51
SWITZERLAND	89 542	99 062	34 347	IRAQ	257	700	240
AUSTRIA	18 965	10 133	3 463	IRAN	9 122	5 913	2 019
SPAIN	416	527	177	SAUDI ARABIA	3 523	2 088	714
TURKEY	2 419	1 812	630	KUWAIT	495	113	35
HUNGARY	206	154	53	ARAB EMIRAT	940	568	192
BULGARIA	22 408	16 153	5 542	INDONESIA	108	171	61
NEW ZEALAND	24 196	15 706	5 149	TAIWAN	193	191	62
EXPORTS	2 878 029	1 853 010	636 614	034 FISH FRESH, CHILLED, FROZEN			
FRANCE	117 706	86 746	29 666	IMPORTS	3 137 125	1 052 910	364 519
BELGIUM LUX	242 804	150 337	51 532	FRANCE	170 423	62 176	20 988
NETHERLANDS	104 428	49 096	16 932	BELGIUM LUX	24 050	12 033	4 201
ITALY	1 344 763	925 712	317 392	NETHERLANDS	375 543	96 953	33 272
UNTD KINGDOM	271 658	193 049	66 172	ITALY	36 930	20 683	7 103
IRELAND	9 246	5 587	1 988	UNTD KINGDOM	90 739	24 135	8 325
DENMARK	13 072	8 589	2 951	IRELAND	103 551	14 557	4 943
GREECE	185 966	130 581	45 052	DENMARK	1 097 673	337 966	116 534
NORWAY	744	900	312	GREECE	969	1 492	504
SWEDEN	22 597	14 905	5 174	ICELAND	273 148	71 648	25 041
FINLAND	1 198	1 117	393	FAROE IS	145 570	55 790	19 313
SWITZERLAND	4 186	3 570	1 225	NORWAY	455 307	170 681	59 192
AUSTRIA	78 031	49 548	16 936	SWEDEN	48 846	20 966	7 345
PORTUGAL	906	571	196	FINLAND	3 061	1 438	501
SPAIN	18 841	11 327	3 909	SWITZERLAND	243	260	91
ANDORRA	452	279	94	AUSTRIA	499	615	212
VATICAN CITY	719	397	134	PORTUGAL	3 660	1 159	437
MALTA	5 063	2 888	1 006	SPAIN	5 246	2 997	1 048
YUGOSLAVIA	4 480	1 340	524	YUGOSLAVIA	3 544	1 661	588
TURKEY	5 714	1 559	537	TURKEY	4 143	2 032	685
POLAND	2 122	749	287	SOVIET UNION	1 857	665	235
				POLAND	99 188	33 864	12 146

6 IMPORTS AND EXPORTS (SPECIAL TRADE) BY GROUPS OF THE SITC-REV. II AND BY COUNTRIES OF PRODUCTION AND CONSUMPTION 1985

GROUP COUNTRY	DT * 100 KG	1 000 DM	1 000 \$	GROUP COUNTRY	DT * 100 KG	1 000 DM	1 000 \$
CZECHOSLOVAKIA	12 655	5 890	2 069	CONGO	350	167	63
HUNGARY	4 920	3 220	1 109	ZAIRE	273	112	35
ROMANIA	1 039	1 369	501	RWANDA	200	96	31
BULGARIA	1 289	408	142	ANGOLA	1 862	897	322
MOROCCO	606	891	306	ETHIOPIA	1 000	438	150
SENEGAL	3 261	2 910	991	UGANDA	501	220	78
NIGERIA	27	455	158	TANZANIA	1 020	487	161
CONGO	12	202	70	MOZAMBIQUE	1 414	609	219
BURUNDI	3	95	33	CHILE	500	219	77
KENYA	23	379	130	JAPAN	540	710	274
TANZANIA	5	172	59				
REUNION	617	464	185	036 SHELL FISH FRESH, FROZEN			
MALAWI	4	146	50				
REP S AFRICA	7 016	3 026	1 066	IMPORTS	247 593	144 980	50 174
USA	18 834	16 794	5 887				
CANADA	72 358	32 427	11 512	FRANCE	13 638	16 933	5 869
GREENLAND	1 447	682	252	BELGIUM LUX	1 810	4 373	1 501
ST PIERRE	2 743	1 318	426	NETHERLANDS	26 899	13 318	4 581
CUBA	219	85	32	ITALY	10 567	6 744	2 297
NETH ANTILL	320	266	86	UNITD KINGDOM	5 204	9 678	3 284
COLOMBIA	50	904	311	IRELAND	958	2 064	734
PERU	798	536	179	DENMARK	110 584	7 644	2 706
BRAZIL	115	2 194	756	GREECE	776	1 126	410
CHILE	1 866	750	257	ICELAND	204	303	105
URUGUAY	10 909	4 040	1 393	FAROE IS	4 493	1 387	451
ARGENTINA	18 254	5 694	2 058	NORWAY	7 706	3 166	1 102
IRAN	399	695	245	SWEDEN	98	128	46
ISRAEL	271	968	315	PORTUGAL	857	347	117
PAKISTAN	882	696	247	SPAIN	18 924	6 895	2 355
SRI LANKA	37	605	207	YUGOSLAVIA	779	313	101
THAILAND	386	1 280	434	TURKEY	2 340	2 895	1 031
INDONESIA	33	629	220	SOVIET UNION	913	261	92
SINGAPORE	1 324	11 810	4 038	POLAND	1 284	246	80
PHILIPPINES	47	974	334	CZECHOSLOVAKIA	1 209	398	128
CHINA	293	204	70	ROMANIA	765	1 057	359
SOUTH KOREA	19 456	5 663	2 118	MOROCCO	261	199	64
JAPAN	6 833	5 646	1 984	TUNISIA	210	133	52
HONG KONG	31	846	288	CAPE VERDE	29	102	36
AUSTRALIA	1 136	1 402	487	SENEGAL	450	665	226
NEW ZEALAND	2 293	1 686	566	GAMBIA	54	100	36
EXPORTS	556 383	250 072	84 723	SIERRA LEONE	106	268	101
				TOGO	149	330	113
FRANCE	151 087	70 568	23 903	CAMEROON	112	199	71
BELGIUM LUX	40 502	23 808	8 158	KENYA	119	298	100
NETHERLANDS	42 698	22 762	7 780	REP S AFRICA	245	436	155
ITALY	22 345	19 196	6 807	USA	2 994	1 787	638
UNITD KINGDOM	63 002	30 792	10 007	CANADA	3 213	8 649	2 998
IRELAND	369	109	38	GREENLAND	421	379	131
DENMARK	47 733	12 087	4 113	CUBA	243	993	349
GREECE	4 915	2 189	725	BAHAMAS	20	104	37
SWEDEN	5 839	2 310	771	BRAZIL	290	508	167
FINLAND	2 328	875	292	CHILE	74	160	54
SWITZERLAND	11 057	9 102	3 132	ARGENTINA	1 482	1 792	601
AUSTRIA	30 796	20 985	7 182	IRAN	319	766	304
SPAIN	177	114	38	ISRAEL	57	132	46
YUGOSLAVIA	2 350	413	147	PAKISTAN	322	569	202
POLAND	174	180	60	INDIA	2 405	2 097	744
CZECHOSLOVAKIA	91 212	15 666	5 270	BANGLADESH	5 390	15 345	5 438
USA	591	626	208	THAILAND	12 115	12 857	4 438
CYPRUS	860	329	108	VIETNAM	1 907	5 629	1 891
ISRAEL	11 156	3 401	1 143	INDONESIA	1 296	3 529	1 251
SINGAPORE	3	145	51	SINGAPORE	533	1 097	372
SOUTH KOREA	462	147	49	CHINA	1 927	5 298	1 767
JAPAN	26 096	12 431	4 118	SOUTH KOREA	217	195	69
TAIWAN	1	427	145	JAPAN	88	273	92
HONG KONG	3	907	307	TAIWAN	94	175	63
AUSTRALIA	82	170	59	MACAO	77	152	51
				NEW ZEALAND	12	159	58
035 FISH SALTED, DRIED, SMOKED				EXPORTS	124 537	36 039	12 478
IMPORTS	253 897	144 995	51 429				
FRANCE	1 544	1 286	450	FRANCE	10 647	8 379	2 872
BELGIUM LUX	541	385	123	BELGIUM LUX	502	662	243
NETHERLANDS	139 244	42 196	14 671	NETHERLANDS	104 965	19 503	6 793
ITALY	659	351	134	ITALY	3 238	982	335
UNITD KINGDOM	484	416	153	UNITD KINGDOM	549	971	352
IRELAND	17 148	5 429	1 968	DENMARK	1 115	1 557	533
DENMARK	31 868	57 516	20 896	GREECE	1 449	598	190
GREECE	616	287	101	NORWAY	55	92	30
ICELAND	18 083	7 779	2 728	SWEDEN	30	82	32
FAROE IS	24 174	10 018	3 412	SWITZERLAND	476	939	321
NORWAY	11 846	10 227	3 550	AUSTRIA	865	1 629	557
SWEDEN	133	431	166	SPAIN	40	217	70
SWITZERLAND	121	654	231	YUGOSLAVIA	531	240	86
SPAIN	1 921	1 499	517	037 FISH ETC PREPD PRSVD NES			
USA	1 312	1 170	419	IMPORTS	684 542	470 618	162 039
CANADA	3 938	4 684	1 684				
JAPAN	58	201	73	FRANCE	27 350	24 275	8 268
HONG KONG	36	223	73	BELGIUM LUX	6 221	8 163	2 859
EXPORTS	16 546	15 090	5 274	NETHERLANDS	117 426	60 986	21 114
FRANCE	662	2 018	716	ITALY	15 345	11 998	4 124
BELGIUM LUX	422	551	193	UNITD KINGDOM	4 247	4 926	1 699
NETHERLANDS	179	259	92	IRELAND	24 080	6 118	2 091
ITALY	1 413	1 659	547	DENMARK	131 941	84 841	29 486
SWEDEN	166	101	30	GREECE	2 422	2 135	736
SWITZERLAND	767	2 533	888	ICELAND	20 420	29 316	10 087
AUSTRIA	1 469	1 507	528	FAROE IS	293	268	89
SPAIN	943	865	308	NORWAY	22 773	17 980	6 175
SUDAN	1 531	692	238	SWEDEN	1 690	1 385	476
BENIN	841	402	138	PORTUGAL	32 826	20 584	7 008
				SPAIN	24 213	15 161	5 194
				YUGOSLAVIA	661	236	74

6 IMPORTS AND EXPORTS (SPECIAL TRADE) BY GROUPS OF THE SITC-REV. II AND BY COUNTRIES OF PRODUCTION AND CONSUMPTION 1985

GROUP COUNTRY	DT = 100 KG	1 000 DM	1 000 \$	GROUP COUNTRY	DT = 100 KG	1 000 DM	1 000 \$
TURKEY	2 620	3 231	1 119	POLAND	2 540 298	95 100	32 635
SOVIETUNION	1 338	17 731	6 301	ROMANIA	4 000	150	51
POLAND	416	150	47	ALGERIA	521 480	19 105	6 336
MOROCCO	34 068	20 891	6 844	TUNISIA	69 400	2 983	958
SENEGAL	6 971	5 144	1 688	SUDAN	95 011	4 883	1 583
SIERRA LEONE	87	275	95	MAURITANIA	124 962	4 795	1 727
IVORY COAST	1 948	4 476	487	NIGER	105 000	4 770	1 507
GHANA	1 330	1 044	353	SENEGAL	50 000	2 353	936
MAURITIUS	1 051	685	214	ETHIOPIA	306 211	15 562	4 951
USA	1 312	3 273	1 131	KENYA	56 300	2 687	873
CANADA	2 761	4 541	1 603	LESOTHO	100 000	4 938	1 520
GREENLAND	112	159	53	HAITI	20 000	946	299
CHILE	2 230	4 960	1 692	PERU	50 000	2 210	668
ARGENTINA	55	231	73	JORDAN	71 239	3 729	1 337
IRAN	170	6 087	2 136	SAUDI ARABIA	53 046	1 574	540
INDIA	196	213	69	PAKISTAN	50 000	2 093	717
MALDIVES	3 020	1 927	653	BANGLADESH	358 233	13 495	5 121
THAILAND	125 128	67 695	23 465				
INDONESIA	1 855	1 152	389				
MALAYSIA	4 955	4 259	1 474				
SINGAPORE	28	99	34				
PHILIPPINES	37 960	22 596	7 775				
CHINA	721	554	187				
SOUTH KOREA	3 607	2 541	856				
JAPAN	4 092	3 348	1 115				
TAIWAN	13 500	6 840	2 331				
SOLOMON IS	807	721	233				
EXPORTS	394 544	264 864	91 720				
FRANCE	59 093	39 053	13 526				
BELGIUM LUX	30 202	24 024	8 278				
NETHERLANDS	81 326	51 505	17 960				
ITALY	85 334	54 973	18 950				
UNTD KINGDOM	23 752	17 312	5 948				
IRELAND	166	97	36				
DENMARK	6 251	5 259	1 819				
GREECE	892	1 170	412				
NORWAY	49	156	55				
SWEDEN	571	673	221				
FINLAND	6 041	2 561	913				
SWITZERLAND	6 252	5 231	1 811				
AUSTRIA	53 542	30 731	10 646				
SPAIN	4 969	3 151	1 114				
POLAND	257	210	73				
CZECHOSLOVA	7 325	4 959	1 701				
HUNGARY	1 853	1 265	437				
CANARY IS	304	386	135				
EGYPT	1 303	562	213				
MALI	400	174	55				
CHAD	1 000	433	140				
GAMBIA	600	261	90				
GHANA	1 023	451	168				
MOZAMBIQUE	800	348	110				
MADAGASCAR	1 580	657	249				
COMOROS	500	214	81				
REP S AFRICA	205	164	57				
USA	5 331	3 848	1 312				
CANADA	3 438	1 857	660				
BRAZIL	64	403	134				
PARAGUAY	106	192	66				
URUGUAY	75	116	40				
ARGENTINA	5	202	68				
LEBANON	176	158	51				
ISRAEL	1 464	756	276				
SAUDI ARABIA	204	717	249				
KUWAIT	59	275	97				
THAILAND	8	467	163				
SINGAPORE	49	1 400	491				
JAPAN	116	594	206				
HONG KONG	68	1 726	596				
AUSTRALIA	6 727	5 043	1 728				
NEW ZEALAND	263	192	65				
041 WHEAT ETC UNMILLED							
IMPORTS	30 829 821	4 425 840	479 547				
FRANCE	15 732 972	722 696	242 729				
BELGIUM LUX	836 578	37 270	12 816				
NETHERLANDS	2 531 832	118 729	39 027				
ITALY	6 127	592	206				
UNTD KINGDOM	8 406 810	375 722	127 665				
DENMARK	2 331 473	105 958	35 511				
GREECE	129 149	9 887	3 092				
SWEDEN	1 575	108	33				
AUSTRIA	4 808	543	169				
TURKEY	6 721	685	207				
USA	516 080	30 900	10 475				
CANADA	323 399	22 722	7 510				
EXPORTS	10 452 984	455 002	158 207				
FRANCE	430 278	28 304	10 176				
BELGIUM LUX	956 915	48 037	16 738				
NETHERLANDS	1 973 215	96 070	32 701				
ITALY	145 547	7 645	2 634				
UNTD KINGDOM	547 860	26 179	9 951				
IRELAND	123 745	6 774	2 624				
DENMARK	234 531	11 141	4 089				
NORWAY	242 780	10 347	3 266				
SWITZERLAND	107 420	4 873	1 663				
AUSTRIA	496	89	30				
SOVIETUNION	1 112 576	33 017	12 527				
042 RICE							
IMPORTS	2 098 712	269 309	91 777				
FRANCE	7 407	1 350	470				
BELGIUM LUX	210 941	63 541	21 558				
NETHERLANDS	18 964	3 445	1 147				
ITALY	515 208	68 265	23 420				
UNTD KINGDOM	2 254	806	280				
SPAIN	1 597	265	91				
USA	354 263	40 749	13 612				
GUYANA	5 004	501	164				
SURINAME	250 508	28 777	9 841				
ARGENTINA	25 504	2 504	823				
INDIA	1 230	338	120				
THAILAND	649 846	53 399	18 203				
INDONESIA	18 107	1 405	542				
CHINA	3 211	714	244				
AUSTRALIA	33 933	3 081	1 203				
EXPORTS	404 991	68 285	23 330				
FRANCE	28 967	6 544	2 228				
BELGIUM LUX	24 194	4 189	1 410				
NETHERLANDS	110 555	15 365	5 219				
UNTD KINGDOM	33 976	7 720	2 740				
DENMARK	90 496	18 448	6 271				
GREECE	4 685	1 465	496				
NORWAY	11 826	1 523	528				
SWEDEN	18 053	2 681	928				
FINLAND	954	167	54				
SWITZERLAND	1 441	101	31				
AUSTRIA	72 900	9 191	3 126				
PORTUGAL	4 785	508	169				
043 BARLEY UNMILLED							
IMPORTS	11 106 342	538 474	180 738				
FRANCE	2 906 735	135 250	46 221				
BELGIUM LUX	279 176	12 613	4 271				
NETHERLANDS	190 403	8 758	2 982				
UNTD KINGDOM	1 726 519	71 564	25 021				
IRELAND	177 080	10 804	3 502				
DENMARK	5 761 789	295 707	97 483				
SWEDEN	4 961	286	93				
CZECHOSLOVA	1 594	206	64				
CANADA	3 403	176	54				
AUSTRALIA	54 104	3 061	1 030				
EXPORTS	7 258 167	258 998	86 923				
FRANCE	55 505	3 301	1 180				
BELGIUM LUX	496 937	24 093	8 388				
NETHERLANDS	83 364	4 083	1 372				
ITALY	46 699	2 354	826				
UNTD KINGDOM	1 257	147	51				
DENMARK	67 844	5 794	2 094				
GREECE	1 588	208	80				
ICELAND	15 787	573	184				
SWITZERLAND	567 103	21 924	7 135				
AUSTRIA	4 744	364	129				
SPAIN	15 050	573	187				
SOVIETUNION	3 782 470	124 103	41 493				
POLAND	559 110	18 343	6 033				
BULGARIA	94 826	3 103	1 071				
ALGERIA	326 868	10 360	3 458				
LIBYA	568 029	20 881	6 940				
SAUDI ARABIA	567 242	18 604	6 239				
044 MAIZE UNMILLED							
IMPORTS	16 700 537	954 803	324 032				
FRANCE	8 034 026	502 498	168 116				
BELGIUM LUX	2 031	202	65				
NETHERLANDS	23 291	1 600	535				
ITALY	711 628	40 938	12 860				
IRELAND	29 904	1 806	580				
GREECE	1 173 652	67 879	22 690				
AUSTRIA	13 810	4 246	1 315				
SPAIN	306	117	41				
YUGOSLAVIA	25 916	4 968	1 617				
HUNGARY	105 852	20 540	7 319				
ROMANIA	62 361	9 595	3 316				
REP S AFRICA	604 133	22 942	9 075				

6 IMPORTS AND EXPORTS (SPECIAL TRADE) BY GROUPS OF THE SITC-REV. II AND BY COUNTRIES OF PRODUCTION AND CONSUMPTION 1985

GROUP COUNTRY	DT * 100 KG	1 000 DM	1 000 \$	GROUP COUNTRY	DT * 100 KG	1 000 DM	1 000 \$
USA	4 614 472	224 289	77 742	BOLIVIA	73 000	4 724	1 879
CANADA	2 201	639	205	LEBANON	9 477	771	258
ARGENTINA	1 296 414	52 306	18 466	SYRIA	65 396	3 191	966
ISRAEL	260	113	42	SAUDI ARABIA	75 764	4 507	1 394
EXPORTS	1 206 169	72 532	25 601	NORTH YEMEN	531 730	27 268	9 341
FRANCE	23 875	3 365	1 182	SOUTH YEMEN	290 581	15 106	5 136
BELGIUM LUX	2 372	929	298	MALDIVES	36 911	2 192	739
NETHERLANDS	491 296	24 743	9 193	INDONESIA	5 000	280	94
ITALY	770	373	116	PHILIPPINES	246 997	12 052	4 793
UNTD KINGDOM	407 231	24 070	8 353	047 OTHER CEREAL MEALS, FLOUR			
DENMARK	275 733	16 628	5 701	IMPORTS	204 034	14 471	4 869
SWITZERLAND	2 357	623	196	FRANCE	29 344	1 784	612
AUSTRIA	1 137	144	44	BELGIUM LUX	12 699	890	295
YUGOSLAVIA	220	187	57	NETHERLANDS	139 192	8 613	2 864
POLAND	50	179	54	ITALY	978	100	31
HUNGARY	564	608	197	UNTD KINGDOM	4 683	454	161
CHINA	70	399	121	SWITZERLAND	257	90	32
045 CEREALS NES UNMILLED				USA	15 754	2 358	809
IMPORTS	3 017 060	153 964	51 378	EXPORTS	1 188 156	71 046	23 976
FRANCE	890 422	40 414	13 822	FRANCE	208 703	14 003	4 660
BELGIUM LUX	34 592	1 811	656	BELGIUM LUX	12 176	754	257
NETHERLANDS	139 459	7 193	2 384	NETHERLANDS	168 495	11 606	3 942
ITALY	5 070	1 579	543	DENMARK	303 512	20 621	7 019
UNTD KINGDOM	1 096	984	336	ICELAND	19 754	795	265
IRELAND	7 711	350	107	NORWAY	8 194	209	83
DENMARK	1 469 947	68 089	22 162	SWEDEN	203 958	7 631	2 582
SWEDEN	16 534	678	210	SWITZERLAND	64 352	2 209	864
FINLAND	13 964	587	191	EGYPT	13 699	1 057	359
AUSTRIA	5 488	387	119	SUDAN	58 021	3 998	1 340
YUGOSLAVIA	2 412	357	127	UPPER VOLTA	17 700	1 266	408
POLAND	5 854	532	179	LIBERIA	3 128	160	50
HUNGARY	12 014	936	335	NIGERIA	3 027	89	33
SUDAN	5 325	424	161	RWANDA	5 000	252	82
REP S AFRICA	1 343	76	30	ANGOLA	42 371	2 758	834
USA	100 748	8 167	2 741	ETHIOPIA	19 660	1 028	345
CANADA	54 091	5 506	1 877	TANZANIA	19 600	1 116	355
BRAZIL	18 145	1 375	471	LEBANON	3 273	239	77
ARGENTINA	206 151	10 820	3 673	IRAQ	2 431	210	68
CHINA	12 800	2 380	801	SAUDI ARABIA	4 030	372	125
AUSTRALIA	9 980	877	304	048 CEREAL ETC PREPARATIONS			
EXPORTS	101 616	6 631	2 384	IMPORTS	5 087 763	955 726	326 886
FRANCE	706	106	36	FRANCE	1 840 371	285 484	97 951
BELGIUM LUX	15 567	860	291	BELGIUM LUX	633 334	124 581	42 824
NETHERLANDS	34 684	1 700	647	NETHERLANDS	770 291	172 875	58 953
ITALY	2 517	153	50	ITALY	559 093	121 467	41 454
UNTD KINGDOM	836	139	50	UNTD KINGDOM	578 700	67 118	22 804
DENMARK	33 026	1 875	687	DENMARK	206 705	66 298	22 558
SWEDEN	694	89	36	GREECE	7 243	1 534	524
SWITZERLAND	6 066	380	124	NORWAY	1 262	568	196
AUSTRIA	2 551	212	69	SWEDEN	80 281	25 017	8 513
SOVIETUNION	2 194	216	68	FINLAND	6 383	1 704	577
CZECHOSLOVA	1 343	673	250	SWITZERLAND	90 700	27 582	9 477
046 WHEAT ETC MEAL OR FLOUR				AUSTRIA	83 449	40 514	14 043
IMPORTS	772 144	61 293	20 864	SPAIN	2 171	882	313
FRANCE	451 771	39 872	13 605	TURKEY	12 246	1 648	563
BELGIUM LUX	165 824	10 304	3 455	POLAND	15 281	1 791	609
NETHERLANDS	89 280	5 165	1 782	CZECHOSLOVA	181 489	10 049	3 267
ITALY	48 415	4 578	1 561	HUNGARY	3 329	226	86
UNTD KINGDOM	3 607	312	104	USA	3 150	1 187	400
DENMARK	10 496	760	255	CANADA	901	291	98
USA	1 524	112	40	ISRAEL	3 841	1 158	403
EXPORTS	4 825 658	283 062	97 090	THAILAND	1 240	412	138
FRANCE	207 084	20 119	6 872	CHINA	2 885	1 091	379
BELGIUM LUX	10 006	819	283	JAPAN	1 385	1 273	425
NETHERLANDS	459 782	33 591	11 614	TAIWAN	296	203	72
DENMARK	29 002	1 983	678	HONG KONG	720	356	122
SWEDEN	1 060	99	32	EXPORTS	4 542 030	1 116 174	382 772
SWITZERLAND	872	111	38	FRANCE	563 258	202 242	69 352
LIBYA	312 536	20 519	6 614	BELGIUM LUX	198 336	77 033	26 441
SUDAN	420 877	23 234	7 532	NETHERLANDS	424 920	108 917	37 217
NIGER	27 843	1 503	467	ITALY	322 655	132 337	45 145
GAMBIA	26 521	1 391	507	UNTD KINGDOM	309 958	83 334	28 889
GUINEA	73 429	3 832	1 323	IRELAND	5 985	3 052	1 034
SIERRA LEONE	95 625	5 682	2 011	DENMARK	227 154	46 020	15 724
NIGERIA	42 492	2 946	931	GREECE	27 309	13 155	4 514
S TOME PRINC	7 300	425	134	ICELAND	77 397	4 425	1 524
CONGO	59 933	3 010	1 179	FAROE IS	84	87	30
ZAIRE	26 499	1 707	527	NORWAY	71 795	11 852	4 087
RWANDA	7 970	404	135	SWEDEN	100 091	26 468	9 083
BURUNDI	5 320	353	124	FINLAND	9 211	4 231	1 448
ANGOLA	5 230	341	111	SWITZERLAND	451 247	58 786	20 217
ETHIOPIA	593 835	30 640	10 156	AUSTRIA	263 872	89 374	30 718
GUJIBOUTI	48 670	2 737	1 000	PORTUGAL	6 811	1 381	472
SOMALIA	138 912	6 403	2 233	ANDORRA	15 190	1 840	599
KENYA	30 000	1 437	525	MALTA	447	195	71
ZAMBIA	14 602	658	254	YUGOSLAVIA	3 253	882	304
GUATEMALA	5 000	287	111	TURKEY	677	288	115
HONDURAS	2 500	145	56	SOVIETUNION	1 756	1 190	411
NICARAGUA	10 000	575	222	POLAND	26 658	1 501	493
CUBA	699 864	41 266	14 602	CZECHOSLOVA	43 848	12 963	4 570
HAITI	33 300	1 457	477	HUNGARY	6 683	4 207	1 464
CHILE	87 189	4 727	1 561	ROMANIA	940	190	62
				BULGARIA	987	1 018	360
					1 643	1 482	505

6 IMPORTS AND EXPORTS (SPECIAL TRADE) BY GROUPS OF THE SITC-REV. II AND BY COUNTRIES OF PRODUCTION AND CONSUMPTION 1985

GROUP COUNTRY	DT * 100 KG	1 000 DM	1 000 \$	GROUP COUNTRY	DT * 100 KG	1 000 DM	1 000 \$
CANARY IS	45 036	4 345	1 569	CHILE	61 633	10 643	3 533
MOROCCO	145	136	50	ARGENTINA	25 072	4 021	1 390
ALGERIA	1 401	347	116	CYPRUS	49 698	3 165	1 016
TUNISIA	187	85	30	SYRIA	315	105	36
LIBYA	255	167	60	IRAN	3 392	1 267	424
EGYPT	2 912	1 763	566	ISRAEL	176 272	17 767	5 665
SUDAN	3 366	770	247	AFGHANISTAN	3 160	1 181	401
LIBERIA	2 538	200	64	PAKISTAN	14	312	110
TOGO	28 650	1 812	615	INDIA	604	242	85
NIGERIA	134 376	13 718	4 318	THAILAND	16 671 663	525 193	177 332
CAMEROON	30 982	2 223	759	VIETNAM	6 015	164	63
ETHIOPIA	11 406	2 053	641	INDONESIA	208 814	6 619	2 254
KENYA	233	120	37	CHINA	434 797	45 794	15 676
REP S AFRICA	50 719	4 347	1 490	JAPAN	194	216	71
BOTSWANA	5 600	316	103	TAIWAN	46 346	21 332	7 122
USA	93 661	42 177	14 785	HONG KONG	642	235	79
CANADA	33 632	16 927	5 974	AUSTRALIA	110 317	5 075	1 661
GUATEMALA	6 024	443	134	AUST OCEANIA	3 256	143	46
NICARAGUA	2 000	228	69	NEW ZEALAND	27 005	2 096	692
COSTA RICA	25 730	2 085	678				
PANAMA	26 471	2 123	735	EXPORTS	8 484 101	535 234	183 229
HAITI	10 875	1 375	519	FRANCE	216 954	34 105	11 180
DOMINIC REP	3 350	267	84	BELGIUM LUX	174 207	19 870	6 895
JAMAICA	8 200	530	175	NETHERLANDS	6 306 166	130 862	46 873
BARBADOS	216	107	37	ITALY	680 836	35 319	11 735
TRINIDAD TOB	1 244	207	74	UNTD KINGDOM	256 032	31 248	10 669
VENEZUELA	236 590	18 690	6 359	IRELAND	6 191	1 631	526
SURINAME	6 198	432	144	DENMARK	124 097	19 629	6 724
ECUADOR	200	384	136	GREECE	17 602	3 548	1 140
PERU	45 041	2 634	917	ICELAND	6 321	247	82
BRAZIL	22 413	1 479	536	FAROE IS	155	189	60
PARAGUAY	21 261	1 514	505	NORWAY	4 232	2 679	948
ARGENTINA	501	149	52	SWEDEN	122 412	8 327	2 896
CYPRUS	3 008	2 210	795	FINLAND	11 824	3 700	1 233
LEBANON	2 908	1 496	520	SWITZERLAND	41 225	17 065	5 755
SYRIA	300	99	39	AUSTRIA	72 286	25 036	8 564
IRAQ	1 087	387	143	PORTUGAL	24 279	2 305	749
IRAN	23 000	18 203	6 060	SPAIN	3 033	674	239
ISRAEL	2 547	368	125	MALTA	114	145	50
JORDAN	1 856	1 552	533	YUGOSLAVIA	4 134	2 261	786
SAUDI ARABIA	27 240	14 814	5 050	TURKEY	61 385	3 004	984
KUWAIT	8 451	7 023	2 427	SOVIETUNION	2 510	1 717	661
BAHRAIN	2 740	1 991	689	POLAND	1 666	310	100
QATAR	1 258	966	323	CZECHOSLOVA	1 344	296	91
ARAB EMIRAT	6 912	5 800	2 012	HUNGARY	1 437	232	72
OMAN	2 850	2 559	880	ROMANIA	275	272	105
NORTH YEMEN	627	287	92	BULGARIA	356	399	129
SOUTH YEMEN	733	174	63	CANARY IS	1 799	1 510	486
PAKISTAN	174	123	45	MOROCCO	4 650	534	169
BURMA	1 185	332	115	ALGERIA	84 192	4 659	1 525
THAILAND	57 524	6 544	2 096	TUNISIA	10 348	1 279	460
INDONESIA	270	142	46	EGYPT	14 551	657	201
MALAYSIA	11 767	1 676	570	SUDAN	22 089	1 318	469
SINGAPORE	625	426	144	GHANA	458	528	171
PHILIPPINES	3 481	352	108	TOGO	136	430	149
SOUTH KOREA	3 038	2 041	737	BENIN	200	160	57
JAPAN	322 601	23 054	7 930	NIGERIA	2 276	4 390	1 485
TAIWAN	880	462	155	CAMEROON	970	1 401	474
HONG KONG	14 615	2 334	797	CENT AFR REP	222	187	67
AUSTRALIA	12 719	7 080	2 473	GABON	630	614	216
				CONGO	86	143	56
				ZAIRE	430	403	138
				ETHIOPIA	18 436	1 462	511
				KENYA	907	2 488	866
				TANZANIA	941	585	200
				MADAGASCAR	56	265	88
				MAURITIUS	130	133	44
				ZAMBIA	49	152	49
				ZIMBABWE	331	727	249
				MALAWI	94	128	42
				REP S AFRICA	1 977	2 096	668
				USA	75 164	84 445	29 329
				CANADA	7 830	3 608	1 151
				COSTA RICA	235	401	131
				PANAMA	2 600	542	181
				CUBA	500	296	118
				DOMINIC REP	228	339	131
				TRINIDAD TOB	87	152	53
				VENEZUELA	16 181	9 004	2 864
				ECUADOR	100	322	110
				PERU	579	732	242
				BRAZIL	13 253	9 396	3 155
				CHILE	379	143	48
				BOLIVIA	480	580	176
				PARAGUAY	651	874	294
				URUGUAY	470	245	81
				LEBANON	631	103	35
				SYRIA	1 972	254	90
				IRAQ	114	129	45
				IRAN	5 990	419	136
				ISRAEL	319	141	48
				JORDAN	3 910	306	98
				KUWAIT	1 129	212	76
				SRI LANKA	4 801	485	149
				THAILAND	3 088	8 841	2 832
				INDONESIA	4 353	613	191
				SOUTH KOREA	158	152	51
				JAPAN	26 731	36 941	11 915
				TAIWAN	2 303	1 536	506
				HONG KONG	423	1 165	388
				AUSTRALIA	411	519	182
054 VEG ETC FRSH, SMPLY PRSVD							
IMPORTS	52 852 192	4 529 575	1 529 060				
FRANCE	3 423 557	396 994	134 992				
BELGIUM LUX	1 475 512	213 660	73 194				
NETHERLANDS	15 770 037	1 685 716	565 174				
ITALY	4 842 622	510 706	170 664				
UNTD KINGDOM	484 757	38 500	13 195				
IRELAND	535	494	163				
DENMARK	1 866 648	148 682	53 166				
GREECE	644 071	98 261	33 694				
SWEDEN	33 908	4 388	1 529				
SWITZERLAND	5 791	1 179	409				
AUSTRIA	165 156	24 038	8 041				
PORTUGAL	18 725	3 619	1 349				
SPAIN	3 037 930	315 875	106 561				
YUGOSLAVIA	176 273	50 676	17 724				
TURKEY	169 419	23 553	8 022				
SOVIETUNION	10 448	2 583	890				
POLAND	696 749	79 276	27 156				
CZECHOSLOVA	210 959	20 303	7 274				
HUNGARY	643 975	42 437	14 834				
ROMANIA	195 186	21 162	6 998				
BULGARIA	122 967	10 578	3 590				
ALBANIA	21 902	2 619	855				
CANARY IS	475 302	75 504	24 120				
MOROCCO	167 103	26 926	8 744				
EGYPT	51 773	7 970	2 599				
SUDAN	6 630	12 025	3 972				
UPPER VOLTA	269	126	38				
SENEGAL	3 278	3 076	993				
ETHIOPIA	11 279	2 238	714				
KENYA	6 779	2 130	714				
TANZANIA	1 861	658	222				
REP S AFRICA	50 442	11 289	3 859				
USA	126 922	20 754	7 144				
CANADA	86 888	17 037	5 942				
MEXICO	12 569	7 820	2 497				
BERMUDA	183	127	39				
CUBA	679	119	38				
PERU	144	105	41				
BRAZIL	608	247	84				

6 IMPORTS AND EXPORTS (SPECIAL TRADE) BY GROUPS OF THE SITC-REV. II AND BY COUNTRIES OF PRODUCTION AND CONSUMPTION 1985

GROUP COUNTRY	DT = 100 KG	1 000 DM	1 000 \$	GROUP COUNTRY	DT = 100 KG	1 000 DM	1 000 \$
056 VEGTBLES ETC PRSVD,PREPD							
IMPORTS	8 067 824	1 613 675	550 769	TURKEY	895 746	480 390	161 713
FRANCE	1 579 440	334 076	114 240	SOVIETUNION	20 461	5 972	2 011
BELGIUM LUX	905 464	108 812	36 788	POLAND	225 863	22 110	7 547
NETHERLANDS	2 247 991	433 112	147 949	CZECHOSLOVA	310 019	6 740	2 422
ITALY	1 561 668	226 469	76 023	HUNGARY	194 436	14 365	5 034
UNTD KINGDOM	47 533	10 478	3 610	ROMANIA	85 794	12 188	4 286
IRELAND	681	1 072	354	BULGARIA	23 455	3 605	1 226
DENMARK	44 102	17 205	5 819	ALBANIA	2 915	431	148
GREECE	188 389	35 793	12 265	CANARY IS	768	155	49
SWITZERLAND	4 670	3 953	1 367	MOROCCO	813 250	93 106	31 248
AUSTRIA	24 138	2 943	1 027	ALGERIA	1 831	1 311	476
PORTUGAL	3 401	1 710	596	TUNISIA	11 396	3 707	1 335
SPAIN	169 238	64 287	22 187	EGYPT	1 583	192	60
YUGOSLAVIA	187 591	20 635	6 973	MALI	1 158	677	217
TURKEY	89 275	40 421	14 370	SENEGAL	1 288	553	183
SOVIETUNION	25 212	4 273	1 431	IVORY COAST	363 038	47 208	16 243
POLAND	68 566	7 102	2 383	TOGO	608	194	65
CZECHOSLOVA	51 511	6 788	2 253	ETHIOPIA	578	299	94
HUNGARY	105 866	20 284	6 974	KENYA	9 674	4 670	1 594
ROMANIA	18 009	2 277	763	MOZAMBIQUE	2 695	2 666	903
BULGARIA	86 815	9 109	3 057	ZIMBABWE	13 160	1 723	640
ALBANIA	1 930	995	343	REP S AFRICA	1 077 312	203 284	68 053
MOROCCO	16 584	2 508	866	SWAZILAND	27 674	3 862	1 356
EGYPT	13 466	5 805	1 995	USA	722 293	395 383	139 125
KENYA	216	115	37	CANADA	2 063	204	69
REP S AFRICA	20 438	8 290	2 768	MEXICO	7 515	2 224	774
LESOTHO	2 274	1 303	418	GUATEMALA	9 201	1 496	506
USA	37 077	22 117	7 519	HONDURAS	1 007 751	137 180	45 648
CANADA	17 557	2 974	996	NICARAGUA	113 441	13 248	4 679
MEXICO	4 228	2 228	747	COSTA RICA	1 108 050	137 802	46 804
ECUADOR	3 729	2 742	926	PANAMA	1 810 167	241 998	81 929
PERU	4 916	1 838	635	CUBA	1 813	400	135
BRAZIL	1 865	1 039	345	DOMINIC REP	2 276	274	103
CHILE	1 807	1 345	444	MARTINIQUE	1 590	561	205
ARGENTINA	756	429	141	COLOMBIA	812 267	99 954	34 176
SYRIA	4 717	2 171	731	VENEZUELA	1 848	1 023	329
ISRAEL	25 752	4 446	1 528	ECUADOR	1 133 471	149 962	50 702
PAKISTAN	43	804	278	PERU	4 484	2 635	931
INDIA	4 342	1 829	649	BRAZIL	80 685	30 826	10 770
THAILAND	11 778	2 065	696	CHILE	505 561	100 420	32 880
CHINA	352 360	123 017	42 879	URUGUAY	13 950	1 671	609
SOUTH KOREA	538	1 093	376	ARGENTINA	437 245	71 440	23 361
JAPAN	531	834	280	CYPRUS	291 109	34 928	11 531
TAIWAN	159 875	72 385	24 527	IRAQ	4 418	2 606	944
HONG KONG	413	211	77	IRAN	72 532	40 213	14 171
EXPORTS	795 803	250 002	85 523	ISRAEL	972 029	133 680	43 197
FRANCE	151 284	41 175	13 899	JORDAN	3 515	275	89
BELGIUM LUX	76 697	21 759	7 434	AFGHANISTAN	4 965	1 353	453
NETHERLANDS	165 755	41 150	14 149	INDIA	11 044	13 698	4 679
ITALY	103 819	42 534	14 642	SRI LANKA	71 029	22 096	7 614
UNTD KINGDOM	106 852	29 499	10 096	THAILAND	2 102	1 883	665
IRELAND	3 822	1 706	566	INDONESIA	1 972	539	196
DENMARK	56 116	11 843	4 075	MALAYSIA	7 808	1 902	705
GREECE	1 902	846	273	PHILIPPINES	18 030	5 735	1 984
ICELAND	285	155	45	CHINA	24 472	11 688	4 247
NORWAY	3 875	1 707	574	JAPAN	1 261	477	155
SWEDEN	13 532	6 168	2 117	TAIWAN	1 303	863	289
FINLAND	4 523	2 094	728	AUSTRALIA	199 374	53 607	18 703
SWITZERLAND	20 037	14 782	5 049	AUST OCEANIA	1 870	327	108
AUSTRIA	18 713	9 737	3 351	NEW ZEALAND	615 359	156 146	54 307
PORTUGAL	701	365	127	EXPORTS	1 490 838	358 136	121 621
SPAIN	13 234	3 169	1 064	FRANCE	194 810	70 441	23 679
SOVIETUNION	397	164	52	BELGIUM LUX	113 275	34 527	11 652
CANARY IS	2 937	895	312	NETHERLANDS	376 842	66 323	22 437
EGYPT	392	107	40	ITALY	119 650	42 896	14 016
GHANA	312	105	33	UNTD KINGDOM	72 169	20 834	7 294
ANGOLA	2 144	403	142	IRELAND	1 708	389	127
REP S AFRICA	4 049	1 184	409	DENMARK	225 145	45 145	15 756
USA	15 561	6 939	2 421	GREECE	2 536	813	263
CANADA	11 327	2 781	977	ICELAND	1 801	824	288
TRINIDAD TOB	393	103	31	NORWAY	17 334	3 873	1 348
VENEZUELA	136	234	89	SWEDEN	107 659	13 365	4 445
IRAQ	421	143	54	FINLAND	135 504	15 663	5 509
ISRAEL	1 974	2 013	685	SWITZERLAND	39 569	10 504	3 598
SAUDI ARABIA	1 748	785	262	AUSTRIA	54 696	15 995	5 543
KUWAIT	217	145	48	SPAIN	1 435	553	196
SINGAPORE	464	199	59	YUGOSLAVIA	1 781	846	265
JAPAN	3 672	812	275	TURKEY	1 595	542	162
HONG KONG	976	314	114	POLAND	6 584	1 276	432
AUSTRALIA	4 369	2 480	861	CZECHOSLOVA	395	118	38
NEW ZEALAND	182	167	54	HUNGARY	1 988	217	85
				REP S AFRICA	712	684	228
				USA	6 566	6 110	2 086
				CANADA	1 553	1 677	576
				URUGUAY	441	153	51
				CYPRUS	268	252	90
				ISRAEL	1 980	1 627	562
				JAPAN	160	189	64
				HONG KONG	113	117	43
				AUSTRALIA	1 682	1 644	578
057 FRUIT, NUTS, FRESH, DRIED				058 FRUIT PRESERVED, PREPARED			
IMPORTS	33 539 615	5 447 769	1 871 219	IMPORTS	9 323 370	2 168 805	736 918
FRANCE	2 125 719	285 699	99 298	FRANCE	493 378	69 206	23 737
BELGIUM LUX	254 592	33 588	11 526	BELGIUM LUX	218 844	53 887	18 352
NETHERLANDS	529 287	67 155	22 979	NETHERLANDS	677 857	145 112	49 667
ITALY	9 352 478	1 414 269	487 231	ITALY	2 369 168	416 695	142 135
UNTD KINGDOM	47 232	3 796	1 325	UNTD KINGDOM	48 676	19 421	6 681
DENMARK	18 811	2 569	872	DENMARK	91 779	21 709	7 341
GREECE	1 728 931	229 338	80 170	GREECE	749 192	125 187	42 616
SWEDEN	1 627	552	194				
SWITZERLAND	2 065	1 020	376				
AUSTRIA	49 903	4 335	1 518				
PORTUGAL	9 052	3 448	1 162				
SPAIN	5 190 294	615 059	217 577				
YUGOSLAVIA	60 800	5 663	1 939				

6 IMPORTS AND EXPORTS (SPECIAL TRADE) BY GROUPS OF THE SITC-REV. II AND BY COUNTRIES OF PRODUCTION AND CONSUMPTION 1985

GROUP COUNTRY	DT * 100 KG	1 000 DM	1 000 \$	GROUP COUNTRY	DT * 100 KG	1 000 DM	1 000 \$
NORWAY	3 492	1 633	543	SINGAPORE	847	272	95
SWEDEN	26 858	11 832	4 174	JAPAN	24 293	8 334	2 816
FINLAND	5 327	2 139	754	TAIWAN	2 223	669	234
SWITZERLAND	28 158	8 835	3 051	HONG KONG	157	180	63
AUSTRIA	21 540	3 834	1 320	AUSTRALIA	3 262	2 289	803
PORTUGAL	2 326	440	136	NEW ZEALAND	1 363	404	133
SPAIN	575 672	107 900	36 850	FR POLYNESIA	82	114	39
MALTA	1 579	380	135				
YUGOSLAVIA	453 103	73 745	25 200	061 SUGAR AND HONEY			
TURKEY	109 465	62 360	21 452				
SOVIETUNION	7 148	897	308	IMPORTS	10 283 348	771 773	262 900
POLAND	594 124	101 669	34 929				
CZECHOSLOVA	143 252	15 928	5 361	FRANCE	1 895 247	230 547	78 479
HUNGARY	148 748	25 814	8 995	BELGIUM LUX	1 145 597	104 450	34 940
ROMANIA	19 450	2 976	968	NETHERLANDS	2 069 585	116 285	39 776
BULGARIA	33 651	5 418	1 850	ITALY	108 262	14 666	4 988
MOROCCO	90 861	37 831	12 724	UNITD KINGDOM	51 769	6 411	2 162
IVORY COAST	52 511	11 750	4 083	IRELAND	3 216	371	129
SOMALIA	3 075	663	249	DENMARK	427 108	15 137	5 233
KENYA	114 843	27 981	9 584	GREECE	3 858	1 891	592
REP S AFRICA	200 153	35 110	12 052	NORWAY	2 141	1 432	509
SWAZILAND	36 623	9 011	3 002	SWITZERLAND	408	260	89
USA	76 573	29 966	10 184	AUSTRIA	185 670	13 883	4 729
CANADA	20 105	6 937	2 312	SPAIN	4 966	2 445	856
MEXICO	2 722	1 132	397	YUGOSLAVIA	9 197	2 973	1 045
HONDURAS	5 482	1 468	503	TURKEY	70 188	4 077	1 384
EL SALVADOR	1 985	907	344	SOVIETUNION	119 454	23 055	7 881
COSTA RICA	3 284	970	325	POLAND	646 886	20 110	6 863
PANAMA	20 713	4 814	1 588	CZECHOSLOVA	36 565	6 739	2 272
HAITI	4 530	999	325	HUNGARY	34 697	5 030	3 135
DOMINIC REP	1 403	714	242	ROMANIA	18 044	4 543	1 500
MARTINIQUE	21 270	4 596	1 558	BULGARIA	7 360	1 611	559
JAMAICA	3 719	2 141	683	EGYPT	59 472	1 647	569
COLOMBIA	3 969	1 943	639	TANZANIA	34 581	648	250
ECUADOR	1 185	860	292	MOZAMBIQUE	178 518	3 454	1 186
PERU	13 173	4 107	1 385	REUNION	21 740	2 385	731
BRAZIL	882 158	427 820	144 575	MAURITIUS	177 336	5 951	2 057
CHILE	1 630	590	189	REP S AFRICA	250 066	4 421	1 574
ARGENTINA	37 708	14 981	5 018	USA	97 408	3 870	1 397
CYPRUS	11 418	4 538	1 571	CANADA	20 892	12 527	4 354
IRAN	540	472	179	MEXICO	186 134	42 007	14 373
ISRAEL	308 330	115 107	38 453	GUATEMALA	13 645	4 115	1 401
INDIA	3 513	1 318	450	EL SALVADOR	11 013	2 553	861
SRI LANKA	2 333	987	331	COSTA RICA	1 384	360	120
THAILAND	276 645	59 444	19 627	PANAMA	686	145	56
VIETNAM	1 685	246	86	CUBA	38 595	7 116	2 468
INDONESIA	40 322	7 961	2 687	BRAZIL	213 110	4 736	1 685
MALAYSIA	40 108	10 856	3 666	CHILE	17 759	4 274	1 498
SINGAPORE	289	122	38	URUGUAY	13 205	2 928	984
PHILIPPINES	99 831	27 772	9 023	ARGENTINA	111 410	24 013	8 441
CHINA	27 796	8 722	2 961	PAKISTAN	1 050 400	19 654	6 554
SOUTH KOREA	608	210	65	THAILAND	324 849	6 346	2 051
JAPAN	16 999	4 610	1 496	INDONESIA	252 549	4 773	1 614
TAIWAN	6 456	2 293	774	CHINA	72 698	17 940	6 078
HONG KONG	3 181	1 421	478	JAPAN	1 609	915	317
AUSTRALIA	21 841	4 340	1 509	AUSTRALIA	279 200	11 356	3 835
NEW ZEALAND	37 365	13 754	4 612	NEW ZEALAND	9 479	3 192	1 140
FUJI	165	89	32				
EXPORTS	3 101 341	697 816	237 084	EXPORTS	9 821 977	787 546	276 175
FRANCE	301 968	124 651	42 200	FRANCE	105 876	20 294	7 159
BELGIUM LUX	439 074	78 016	26 532	BELGIUM LUX	313 235	49 070	17 340
NETHERLANDS	1 220 253	169 438	57 448	NETHERLANDS	909 962	133 254	48 290
ITALY	105 681	34 195	11 502	ITALY	1 063 122	156 112	55 537
UNITD KINGDOM	213 367	53 366	18 336	UNITD KINGDOM	91 182	11 848	3 961
IRELAND	25 164	3 464	1 225	IRELAND	14 578	1 914	602
DENMARK	169 249	36 641	12 487	DENMARK	199 343	17 112	5 809
GREECE	16 246	3 768	1 273	GREECE	3 776	986	339
ICELAND	1 243	434	137	ICELAND	13 613	705	256
NORWAY	23 952	5 698	1 932	NORWAY	316 987	18 094	6 219
SWEDEN	24 258	9 075	3 068	SWEDEN	18 419	1 213	428
FINLAND	18 145	5 622	1 945	FINLAND	541	147	49
SWITZERLAND	34 671	18 792	6 494	SWITZERLAND	1 384 394	75 958	26 240
AUSTRIA	29 840	12 570	4 299	AUSTRIA	68 156	8 038	2 837
PORTUGAL	316	153	53	PORTUGAL	37 290	1 078	370
SPAIN	2 834	1 209	435	SPAIN	4 821	692	235
SOVIETUNION	1 724	1 710	603	VATICAN CITY	6 000	305	99
POLAND	6 736	1 449	495	MALTA	1 017	93	31
CZECHOSLOVA	1 111	361	121	YUGOSLAVIA	7 845	1 036	354
HUNGARY	2 935	1 337	496	TURKEY	1 659	176	61
CANARY IS	4 194	980	332	POLAND	2 992	631	217
LIBYA	369	88	32	CZECHOSLOVA	5 270	539	193
EGYPT	1 145	2 199	711	HUNGARY	21 141	886	302
SUDAN	22	125	45	ROMANIA	7 279	909	332
NIGERIA	2 176	847	293	BULGARIA	2 007	395	138
REUNION	73	98	31	MOROCCO	1 285	162	57
REP S AFRICA	681	279	92	ALGERIA	36 810	1 792	706
USA	369 642	99 038	33 526	TUNISIA	6 042	386	125
CANADA	32 140	10 919	3 735	LIBYA	105 019	5 235	1 654
NETH ANTILL	993	189	61	EGYPT	180 985	8 055	2 998
LEBANON	413	189	66	SUDAN	43 627	2 796	958
SYRIA	598	139	50	MAURITANIA	18 500	757	233
IRAQ	1 186	387	148	CAPE VERDE	24 960	1 819	551
IRAN	720	145	44	SENEGAL	8 007	319	103
ISRAEL	528	375	132	GAMBIA	92 946	4 300	1 443
SAUDI ARABIA	8 693	4 546	1 491	GUINEA	2 340	117	38
KUWAIT	1 918	826	287	SIERRA LEONE	44 392	2 247	739
QATAR	314	112	38	LIBERIA	63 917	3 413	1 106
ARAB EMIRAT	542	485	162	GHANA	6 323	330	116
OMAN	630	350	116	TOGO	117 621	6 106	2 093
SOUTH YEMEN	60	86	32	BENIN	6 262	235	83
THAILAND	180	118	46	NIGERIA	240 944	16 073	5 484
INDONESIA	271	234	87	CAMEROON	12 900	604	185
				S TOME PRINC	4 409	188	62

6 IMPORTS AND EXPORTS (SPECIAL TRADE) BY GROUPS OF THE SITC-REV. II AND BY COUNTRIES OF PRODUCTION AND CONSUMPTION 1985

GROUP COUNTRY	DT = 100 KG	1 000 DM	1 000 \$	GROUP COUNTRY	DT = 100 KG	1 000 DM	1 000 \$
ZAIRE	19 756	1 038	335	ITALY	28 473	15 549	5 330
RWANDA	71 534	3 200	1 109	UNITED KINGDOM	18 208	9 006	3 132
BURUNDI	3 120	148	50	IRELAND	285	133	45
ANGOLA	4 341	201	66	DENMARK	15 334	7 730	2 702
ETHIOPIA	33 752	1 877	672	GREECE	3 171	1 971	667
SOMALIA	4 543	243	92	ICELAND	698	497	160
KENYA	68 477	3 593	1 222	NORWAY	3 669	2 515	879
UGANDA	5 106	217	73	SWEDEN	5 641	3 116	1 056
TANZANIA	20 864	969	315	FINLAND	3 773	2 281	775
MOZAMBIQUE	3 995	255	90	SWITZERLAND	21 680	12 696	4 317
ZAMBIA	2 200	125	42	AUSTRIA	52 825	27 168	9 300
REP S AFRICA	3 771	525	172	PORTUGAL	266	217	75
USA	6 076	1 057	367	SPAIN	562	343	116
CANADA	39 570	4 351	1 465	ANDORRA	186	126	47
MEXICO	4 499	411	148	MALTA	616	347	122
GUATEMALA	2 665	339	116	POLAND	770	426	152
NICARAGUA	1 142	93	36	CZECHOSLOVAKIA	2 765	1 576	557
BAHAMAS	6 120	253	89	CANARY IS	413	273	91
DOMINIC REP	6 769	514	166	EGYPT	560	278	91
AM VIRGIN IS	2 702	122	45	SUDAN	246	106	33
JAMAICA	6 689	530	164	MAURITANIA	248	236	77
NETH ANTILL	2 759	171	57	REP S AFRICA	970	519	176
COLOMBIA	1 637	353	121	USA	238 340	108 185	37 331
VENEZUELA	876	169	58	CANADA	7 112	3 817	1 305
GUYANA	2 135	159	55	TRINIDAD TOB	216	133	46
SURINAME	1 411	116	39	NETH ANTILL	296	232	76
ECUADOR	618	159	55	BRAZIL	175	98	32
PERU	1 500	367	132	PARAGUAY	434	263	90
BRAZIL	3 144	385	138	CYPRUS	431	253	84
CHILE	28 450	1 691	572	LEBANON	1 431	617	221
URUGUAY	691	161	55	ISRAEL	3 407	1 792	638
ARGENTINA	5 480	724	234	JORDAN	1 150	458	147
CYPRUS	142 413	6 093	2 068	SAUDI ARABIA	6 167	3 231	1 085
LEBANON	106 253	4 150	1 456	KUWAIT	2 725	1 517	526
SYRIA	272 308	13 210	4 425	BAHRAIN	255	150	51
IRAQ	173 062	12 089	3 797	QATAR	196	141	48
IRAN	597 294	26 021	9 502	ARAB EMIRAT	2 640	1 424	488
ISRAEL	257 870	11 640	3 888	OMAN	430	244	82
JORDAN	7 105	748	256	AFGHANISTAN	232	147	49
SAUDI ARABIA	87 234	10 680	3 672	MALAYSIA	265	194	66
KUWAIT	91 025	4 836	1 693	SINGAPORE	523	385	128
QATAR	6 217	424	140	SOUTH KOREA	453	258	88
ARAB EMIRAT	220 857	10 017	3 391	JAPAN	2 208	1 460	530
OMAN	23 381	1 102	378	TAIWAN	418	220	74
NORTH YEMEN	82 197	5 649	2 002	HONG KONG	4 345	2 639	900
SOUTH YEMEN	2 670	111	40	AUSTRALIA	2 690	1 525	538
AFGHANISTAN	2 257	205	67	FR POLYNESIA	157	93	31
PAKISTAN	29 226	2 477	863				
INDIA	1 255 924	55 325	19 786	071 COFFEE AND SUBSTITUTES			
BANGLADESH	66 854	3 605	1 153	IMPORTS	5 415 552	4 883 139	1 668 381
MALDIVES	10 000	469	143	FRANCE	18 365	13 309	4 374
SRI LANKA	39 991	2 036	703	BELGIUM LUX	18 182	36 204	12 627
THAILAND	5 864	746	254	NETHERLANDS	33 573	31 900	10 875
INDONESIA	21 573	1 896	665	ITALY	15 289	24 439	8 302
MALAYSIA	548	92	30	UNITED KINGDOM	26 757	38 343	13 110
SINGAPORE	17 800	822	288	DENMARK	34	98	34
PHILIPPINES	50 190	3 794	1 272	GREECE	214	341	116
CHINA	11 020	1 292	403	SWEDEN	110	337	118
SOUTH KOREA	10 844	1 225	439	SWITZERLAND	5 052	5 310	1 843
JAPAN	162 170	20 255	7 003	AUSTRIA	1 748	2 526	845
TAIWAN	3 751	572	195	HUNGARY	9 484	995	335
HONG KONG	8 175	418	157	GUINEA	1 837	1 728	554
AUSTRALIA	2 658	343	117	SIERRA LEONE	6 045	5 562	1 797
PAPUA NEW G	5 063	298	102	LIBERIA	23 763	18 498	6 457
SOLOMON IS	11 548	650	221	IVORY COAST	119 373	84 954	28 675
NEW CALEDON	16 494	898	307	GHANA	251	195	65
WEST SAMOA	3 175	148	51	TOGO	7 492	6 166	2 089
FR POLYNESIA	20 800	1 234	404	BENIN	1 759	1 278	419
				NIGERIA	1 372	1 082	344
062 SUGAR PREPS NON-COCOA				CAMEROON	154 436	129 890	45 115
IMPORTS	420 833	227 298	77 680	CENT AFR REP	397	263	98
FRANCE	89 896	62 753	21 425	EQUAT GUINEA	335	173	67
BELGIUM LUX	44 929	19 597	6 701	GABON	181	124	41
NETHERLANDS	150 362	66 402	22 746	CONGO	601	379	147
ITALY	7 111	7 466	2 537	ZAIRE	76 538	68 949	23 174
UNITED KINGDOM	35 234	18 114	6 197	RWANDA	242 981	216 844	76 919
IRELAND	7 464	4 211	1 428	BURUNDI	178 954	164 265	56 430
DENMARK	15 311	7 936	2 686	ANGOLA	149	123	37
GREECE	6 749	2 821	950	ETHIOPIA	186 098	174 058	60 024
SWEDEN	1 196	668	226	KENYA	405 700	391 085	129 412
FINLAND	1 959	982	338	UGANDA	100 975	86 565	29 454
SWITZERLAND	26 981	20 586	7 070	TANZANIA	144 000	136 245	45 609
AUSTRIA	3 046	2 718	938	MADAGASCAR	5 909	4 904	1 601
SPAIN	5 191	3 596	1 208	ZAMBIA	1 081	962	368
YUGOSLAVIA	6 859	1 655	574	ZIMBABWE	13 657	13 458	4 509
TURKEY	5 565	1 798	619	MALAWI	8 037	7 269	2 632
POLAND	1 938	662	233	REP S AFRICA	1 385	1 269	414
CZECHOSLOVAKIA	2 846	900	313	USA	877	1 047	360
HUNGARY	3 722	733	258	MEXICO	25 497	18 608	6 490
REP S AFRICA	462	144	48	GUATEMALA	91 739	78 193	26 587
USA	993	447	147	HONDURAS	46 925	33 644	11 344
MEXICO	627	338	112	EL SALVADOR	319 858	291 563	99 695
CHINA	173	175	54	NICARAGUA	73 238	66 638	23 162
SOUTH KOREA	229	137	49	COSTA RICA	98 395	84 139	28 621
JAPAN	506	1 125	373	PANAMA	2 705	1 789	610
TAIWAN	675	925	318	CUBA	435	411	143
EXPORTS	605 669	288 585	99 234	HAITI	3 516	3 170	1 056
FRANCE	24 394	13 672	4 697	DOMINIC REP	2 419	1 317	421
BELGIUM LUX	33 876	16 453	5 601	DOMINICA	480	261	85
NETHERLANDS	108 376	41 229	14 169	JAMAICA	349	256	81
				COLOMBIA	1 467 539	1 349 978	459 361
				ECUADOR	24 646	25 652	8 916

6 IMPORTS AND EXPORTS (SPECIAL TRADE) BY GROUPS OF THE SITC-REV. II AND BY COUNTRIES OF PRODUCTION AND CONSUMPTION 1985

GROUP COUNTRY	DT * 100 KG	1 000 DM	1 000 \$	GROUP COUNTRY	DT * 100 KG	1 000 DM	1 000 \$
PERU	1 503	1 132	396	GUATEMALA	431	308	96
BRAZIL	1 050 324	940 370	323 081	HONDURAS	992	617	246
BOLIVIA	6 003	5 392	1 753	COSTA RICA	2 014	1 463	510
PARAGUAY	3 531	3 768	1 321	CUBA	1 679	2 427	830
INDIA	20 884	18 601	6 232	HAITI	29 889	19 708	6 684
SRI LANKA	11 407	8 449	2 789	DOMINIC REP	1 582	809	296
THAILAND	3 294	2 125	689	JAMAICA	3 453	3 050	1 011
LAOS	2 607	1 982	684	TRINIDAD TOB	346	282	97
INDONESIA	147 832	102 795	34 254	GRENADA	2 678	2 192	745
MALAYSIA	2 070	1 630	531	COLOMBIA	5 718	4 112	1 501
SINGAPORE	154	139	43	VENEZUELA	1 277	1 283	430
PHILIPPINES	10 600	8 341	2 663	SURINAME	5 373	3 618	1 226
CHINA	2 422	2 191	692	ECUADOR	48 753	33 601	11 981
PAPUA NEW G	181 706	159 282	57 236	PERU	426	510	193
EXPORTS	990 165	1 393 042	474 891	BRAZIL	118 785	107 310	36 908
FRANCE	161 780	235 318	79 138	BOLIVIA	250	132	53
BELGIUM LUX	127 310	170 198	58 171	INDIA	593	537	177
NETHERLANDS	112 106	141 661	48 560	SRI LANKA	2 829	1 887	622
ITALY	1 861	5 280	1 809	NEPAL	200	138	55
UNITD KINGDOM	92 738	207 920	71 093	INDONESIA	117 909	77 009	26 717
IRELAND	1 398	4 277	1 452	MALAYSIA	186 922	134 705	46 480
DENMARK	96 449	124 966	42 667	SINGAPORE	2 386	1 672	514
GREECE	2 122	3 899	1 325	PHILIPPINES	8 836	5 885	2 094
ICELAND	284	294	103	JAPAN	768	1 111	345
NORWAY	11 474	16 619	5 782	PAPUA NEW G	133 474	92 502	32 566
SWEDEN	8 086	22 626	7 696	SOLOMON IS	3 453	2 292	826
FINLAND	604	1 939	662	FIJI	1 393	974	327
SWITZERLAND	16 199	25 149	8 623	VANUATU	1 792	1 174	425
AUSTRIA	61 292	65 204	22 078	WEST SAMOA	1 846	1 282	434
PORTUGAL	136	149	45	EXPORTS	814 587	624 456	282 458
SPAIN	321	559	196	FRANCE	198 534	200 533	68 969
MALTA	31	122	42	BELGIUM LUX	61 190	74 075	25 009
TURKEY	200	580	188	NETHERLANDS	188 591	197 804	67 773
SOVIET UNION	15 943	25 805	8 385	ITALY	56 363	41 007	14 032
POLAND	13 026	12 549	4 414	UNITD KINGDOM	63 221	83 662	28 557
CZECHOSLOVAKIA	3 862	6 045	2 101	IRELAND	1 050	1 715	586
HUNGARY	70	99	33	DENMARK	15 083	9 268	3 176
ROMANIA	3 302	5 993	2 141	GREECE	4 668	4 090	1 423
BULGARIA	871	1 863	671	ICELAND	2 215	2 614	897
CANARY IS	1 434	2 428	826	FAROE IS	116	158	50
LIBYA	38	236	82	NORWAY	2 926	2 922	1 007
EGYPT	111	220	77	SWEDEN	14 019	13 298	4 539
REP S AFRICA	405	488	166	FINLAND	5 781	6 341	2 193
USA	192 114	216 224	74 038	SWITZERLAND	47 637	65 604	22 805
CANADA	35 933	40 194	13 682	AUSTRIA	30 150	26 685	9 078
CYPRUS	298	509	177	PORTUGAL	940	507	156
SYRIA	258	483	172	SPAIN	1 330	345	107
IRAQ	1 011	2 611	907	YUGOSLAVIA	2 156	2 358	852
ISRAEL	2 909	2 794	934	TURKEY	3 102	1 717	596
JORDAN	113	170	55	POLAND	3 635	2 466	818
SAUDI ARABIA	1 574	2 712	916	HUNGARY	2 678	1 758	613
KUWAIT	342	657	227	ALBANIA	320	182	64
BAHRAIN	188	300	100	ALGERIA	8 530	4 856	1 682
ARAB EMIRAT	482	816	272	EGYPT	4 096	2 081	787
OMAN	427	491	167	ZIMBABWE	125	154	50
THAILAND	165	247	80	REP S AFRICA	1 566	2 327	863
MALAYSIA	284	772	252	USA	45 699	24 939	8 552
SINGAPORE	435	1 027	355	CANADA	6 801	6 804	2 321
SOUTH KOREA	1 533	1 555	507	CYPRUS	146	123	43
JAPAN	7 558	19 838	6 963	LEBANON	891	356	124
TAIWAN	1 767	2 770	966	SYRIA	1 098	519	170
HONG KONG	1 889	2 142	721	IRAQ	134	140	44
AUSTRALIA	6 151	12 564	4 283	IRAN	802	1 441	449
NEW ZEALAND	1 090	1 246	444	ISRAEL	3 301	4 772	1 589
072 COCOA				JORDAN	1 058	504	179
IMPORTS	2 764 380	2 170 170	739 046	SAUDI ARABIA	175	186	65
FRANCE	25 885	27 292	9 321	THAILAND	670	378	118
BELGIUM LUX	15 533	13 121	4 268	SINGAPORE	2 794	1 413	463
NETHERLANDS	337 146	373 744	127 316	SOUTH KOREA	2 560	2 864	950
ITALY	22 834	15 862	5 469	JAPAN	21 220	23 705	8 054
UNITD KINGDOM	5 270	4 185	1 442	AUSTRALIA	6 790	7 496	2 554
GREECE	374	576	200	073 CHOCOLATE AND PRODUCTS			
SWITZERLAND	5 296	3 459	1 272	IMPORTS	1 245 700	754 148	258 863
AUSTRIA	447	671	236	FRANCE	152 207	107 669	37 321
SPAIN	24 123	35 127	11 869	BELGIUM LUX	222 556	151 964	52 232
POLAND	34 010	49 524	17 062	NETHERLANDS	604 439	308 402	105 474
HUNGARY	1 400	2 396	741	ITALY	96 711	60 291	20 756
TUNISIA	400	133	41	UNITD KINGDOM	32 391	21 897	7 558
NIGER	201	128	49	IRELAND	368	156	58
GUINEA	740	486	151	DENMARK	13 608	8 518	2 871
SIERRA LEONE	7 913	5 567	1 747	SWEDEN	17 259	13 073	4 484
LIBERIA	22 541	15 209	4 938	FINLAND	11 715	7 809	2 693
IVORY COAST	934 498	659 573	224 944	SWITZERLAND	32 727	29 466	10 008
GHANA	136 393	89 338	30 234	AUSTRIA	38 686	36 728	12 577
TOGO	23 566	17 320	5 789	SPAIN	401	254	86
BENIN	96 605	68 539	22 552	YUGOSLAVIA	2 592	850	296
NIGERIA	104 712	84 679	28 318	TURKEY	473	182	65
CAMEROON	225 787	160 457	52 976	SOVIET UNION	87	97	37
EQUAT GUINEA	810	441	176	POLAND	14 222	2 991	1 031
S TOME PRINC	10 859	7 526	2 831	CZECHOSLOVAKIA	2 645	2 144	733
GABON	7 440	5 397	1 753	HUNGARY	2 072	1 327	471
CONGO	6 159	4 247	1 460	USA	344	205	68
ZAIRE	7 627	5 234	1 685	EXPORTS	1 081 312	713 553	247 814
UGANDA	1 859	1 235	444	FRANCE	193 809	111 805	38 560
TANZANIA	9 622	6 745	2 316	BELGIUM LUX	125 159	68 257	23 478
MADAGASCAR	2 465	1 763	580	NETHERLANDS	167 728	93 946	32 102
REP S AFRICA	393	279	95	ITALY	82 803	58 329	20 278
USA	1 015	628	213				
MEXICO	4 202	6 712	2 197				

6 IMPORTS AND EXPORTS (SPECIAL TRADE) BY GROUPS OF THE SITC-REV. II AND BY COUNTRIES OF PRODUCTION AND CONSUMPTION 1985

GROUP COUNTRY	DT = 100 KG	1 000 DM	1 000 \$	GROUP COUNTRY	DT = 100 KG	1 000 DM	1 000 \$
UNITED KINGDOM	105 452	83 538	29 454	075 SPICES			
IRELAND	1 433	1 497	549				
DENMARK	53 480	39 852	13 797	IMPORTS	431 302	248 962	85 195
GREECE	6 908	5 373	1 819	FRANCE	10 121	4 339	1 477
ICELAND	1 238	1 122	409	NETHERLANDS	17 232	8 357	2 874
NORWAY	8 228	6 928	2 416	ITALY	13 553	5 388	1 886
SWEDEN	14 912	10 730	3 786	UNITED KINGDOM	5 041	2 809	947
FINLAND	7 935	7 310	2 611	DENMARK	2 379	1 967	678
SWITZERLAND	21 306	16 543	5 738	GREECE	21 787	5 038	1 723
AUSTRIA	151 562	85 249	29 449	SWITZERLAND	377	321	108
PORTUGAL	288	313	111	AUSTRIA	1 798	413	147
SPAIN	2 474	1 869	652	PORTUGAL	157	181	59
ANDORRA	248	223	73	SPAIN	43 890	15 701	5 320
MALTA	610	629	233	YUGOSLAVIA	40 264	8 388	2 874
POLAND	8 406	7 908	2 742	TURKEY	33 265	7 806	2 663
CZECHOSLOVAKIA	4 363	4 245	1 525	POLAND	7 480	3 166	1 084
HUNGARY	2 991	2 375	819	CZECHOSLOVAKIA	619	219	81
ROMANIA	232	192	66	HUNGARY	19 895	7 289	2 513
BULGARIA	2 470	1 703	557	RUMANIA	4 611	637	214
CANARY IS	359	284	94	BULGARIA	9 264	1 435	478
ALGERIA	400	207	66	MOROCCO	8 353	971	331
EGYPT	486	508	173	EGYPT	1 823	447	155
ANGOLA	166	133	47	GUINEA	68	110	37
REP S AFRICA	1 479	1 506	499	NIGERIA	881	432	145
USA	44 805	40 871	14 367	CAMEROON	202	154	51
CANADA	32 086	25 790	9 253	ETHIOPIA	233	208	69
CHILE	225	264	87	KENYA	329	179	65
URUGUAY	93	99	32	TANZANIA	88	283	90
ARGENTINA	276	305	109	MADAGASCAR	12 484	32 767	11 091
CYPRUS	304	242	87	REUNION	43	610	205
LEBANON	2 342	1 566	578	COMOROS	1 605	3 958	1 387
ISRAEL	2 508	1 660	600	MALAWI	120	101	34
JORDAN	910	568	182	REP S AFRICA	428	191	61
SAUDI ARABIA	3 931	3 318	1 125	USA	765	1 079	361
KUWAIT	4 262	3 447	1 217	MEXICO	1 801	983	346
BAHRAIN	688	534	186	GUATEMALA	798	1 569	534
QATAR	228	282	95	WEST INDIES	742	505	176
ARAB EMIRAT	3 822	2 926	1 048	HAITI	1 085	209	71
OMAN	1 039	791	284	JAMAICA	2 744	2 146	705
AFGHANISTAN	211	91	35	GRENADA	6 467	5 124	1 735
SINGAPORE	3 136	2 715	941	BRAZIL	40 355	30 983	10 473
JAPAN	5 480	5 030	1 825	PAKISTAN	2 102	471	164
TAIWAN	600	457	159	INDIA	8 607	3 499	1 215
HONG KONG	1 426	2 754	967	SRI LANKA	2 044	1 511	530
AUSTRALIA	5 064	6 226	2 184	THAILAND	7 787	6 783	2 280
NEW ZEALAND	114	197	72	VIETNAM	1 423	1 060	368
074 TEA AND MATE				INDONESIA	39 826	33 480	11 650
IMPORTS	197 557	188 436	64 014	MALAYSIA	25 418	24 636	8 423
BELGIUM LUX	135	172	56	SINGAPORE	549	557	189
NETHERLANDS	598	527	175	CHINA	27 623	17 606	6 159
UNITED KINGDOM	2 752	3 619	1 258	SOUTH KOREA	81	97	32
TURKEY	4 228	3 779	1 254	HONG KONG	97	100	31
SOVIET UNION	2 874	1 884	630	PAPUA NEW G	951	1 559	531
ZAIRE	721	632	216	FR POLYNESIA	18	311	103
RWANDA	92	104	37	EXPORTS	56 994	69 428	23 633
KENYA	3 313	3 223	1 094	FRANCE	7 765	15 485	5 158
TANZANIA	392	348	118	BELGIUM LUX	4 834	4 912	1 666
MOZAMBIQUE	2 757	2 701	913	NETHERLANDS	6 716	9 232	3 120
MAURITIUS	291	220	72	ITALY	3 232	5 331	1 846
ZIMBABWE	472	481	163	UNITED KINGDOM	5 620	4 519	1 571
MALAWI	6 071	4 862	1 627	IRELAND	97	105	30
BRAZIL	3 452	1 726	590	DENMARK	6 513	6 905	2 380
ARGENTINA	8 196	5 673	1 905	GREECE	301	263	84
INDIA	54 337	61 752	21 101	ICELAND	173	155	46
BANGLADESH	2 406	1 747	594	NORWAY	1 459	1 460	501
SRI LANKA	25 252	24 828	8 452	SWEDEN	2 295	2 207	773
VIETNAM	405	331	109	FINLAND	974	858	290
INDONESIA	14 646	12 333	4 257	SWITZERLAND	2 805	4 014	1 389
CHINA	41 114	35 150	11 740	AUSTRIA	4 703	2 625	912
JAPAN	96	224	76	PORTUGAL	166	141	49
TAIWAN	760	687	230	SPAIN	165	171	52
HONG KONG	130	143	48	YUGOSLAVIA	352	363	138
PAPUA NEW G	879	653	211	TURKEY	215	122	40
EXPORTS	40 085	64 698	22 314	POLAND	1 967	1 523	511
FRANCE	2 096	3 201	1 088	HUNGARY	482	1 218	408
BELGIUM LUX	1 246	1 978	676	ROMANIA	70	111	39
NETHERLANDS	2 320	2 428	841	CANARY IS	91	121	38
ITALY	831	1 356	457	LIBYA	385	320	113
UNITED KINGDOM	461	798	273	EGYPT	27	78	31
DENMARK	3 315	3 807	1 293	IVORY COAST	59	119	42
GREECE	66	163	55	BENIN	103	158	61
NORWAY	1 023	1 544	522	REP S AFRICA	649	607	205
SWEDEN	1 461	1 648	561	USA	881	1 701	595
FINLAND	932	1 228	425	CANADA	484	562	189
SWITZERLAND	1 221	1 513	516	MEXICO	235	177	57
AUSTRIA	4 674	5 414	1 883	GUATEMALA	91	89	32
SPAIN	940	997	335	HONDURAS	195	98	36
YUGOSLAVIA	118	137	54	VENEZUELA	236	193	63
TURKEY	49	91	32	ARGENTINA	79	91	36
POLAND	72	121	42	IRAQ	220	251	91
MOROCCO	76	152	52	ISRAEL	125	99	34
CANADA	266	389	138	JORDAN	79	103	34
LEBANON	85	128	48	SAUDI ARABIA	208	345	120
ISRAEL	135	194	70	MALAYSIA	147	231	81
SAUDI ARABIA	1 119	2 135	669	SINGAPORE	217	233	68
KUWAIT	127	251	80	JAPAN	381	533	180
				HONG KONG	83	102	32
				AUSTRALIA	362	545	185
				NEW ZEALAND	126	192	62

6 IMPORTS AND EXPORTS (SPECIAL TRADE) BY GROUPS OF THE SITC-REV. II AND BY COUNTRIES OF PRODUCTION AND CONSUMPTION 1985

GROUP COUNTRY	DT * 100 KG	1 000 DM	1 000 \$	GROUP COUNTRY	DT * 100 KG	1 000 DM	1 000 \$
081 FEEDING STUFF FOR ANIMALS							
IMPORTS	75 125 101	3 354 075	1 146 449	DOMINIC REP	976	275	89
FRANCE	1 943 032	91 690	31 005	JAMAICA	800	155	50
BELGIUM LUX	969 733	63 269	21 447	TRINIDAD TOB	474	126	45
NETHERLANDS	9 338 061	546 556	186 000	COLOMBIA	6 576	1 397	488
ITALY	114 719	7 022	2 342	VENEZUELA	3 776	2 271	721
UNITED KINGDOM	583 126	66 858	22 542	ECUADOR	6 096	1 944	695
IRELAND	7 312	516	179	PERU	847	662	216
DENMARK	1 468 914	47 725	16 224	BRAZIL	1 641	524	187
GREECE	5 475	923	284	CHILE	2 418	568	196
ICELAND	101 879	11 100	3 411	BOLIVIA	211	124	40
NORWAY	18 175	3 371	1 149	PARAGUAY	1 000	91	34
SWEDEN	2 623	337	118	URUGUAY	622	139	48
SWITZERLAND	31 199	3 526	1 173	ARGENTINA	921	621	206
AUSTRIA	89 605	4 494	1 642	CYPRUS	2 838	376	122
SPAIN	94 830	3 765	1 262	LEBANON	1 562	208	72
YUGOSLAVIA	21 794	1 624	552	SYRIA	36 016	3 658	1 245
TURKEY	1 473	122	42	IRAQ	3 300	707	266
POLAND	487 366	13 760	4 737	IRAN	1 525	342	106
CZECHOSLOVAKIA	1 299	2 064	731	ISRAEL	8 900	1 774	598
HUNGARY	165 585	6 885	2 443	JORDAN	12 804	1 313	442
ROMANIA	757	85	33	SAUDI ARABIA	30 283	4 766	1 669
BULGARIA	9 201	5 870	2 015	KUWAIT	14 822	1 612	551
MOROCCO	4 099	567	198	ARAB EMIRAT	5 564	805	266
EGYPT	5 123	216	76	NORTH YEMEN	19 916	1 618	507
SUDAN	5 532	263	99	PAKISTAN	1 186	328	113
SENEGAL	6 009	260	82	INDIA	732	193	67
IVORY COAST	280 591	8 690	2 953	THAILAND	8 768	4 380	1 473
BENIN	28 185	894	319	INDONESIA	5 737	1 218	401
NIGERIA	242 631	7 047	2 479	MALAYSIA	12 613	2 408	832
CAMEROON	28 283	848	267	SINGAPORE	9 629	1 724	593
ZAIRE	7 370	279	86	PHILIPPINES	408	143	48
REP S AFRICA	1 996 223	71 444	23 983	CHINA	2 309	723	263
USA	17 905 873	717 886	244 112	SOUTH KOREA	2 727	1 400	485
CANADA	117 861	5 716	1 816	JAPAN	37 079	11 947	4 097
MEXICO	13 225	580	198	TAIWAN	63 130	8 864	3 053
ECUADOR	517 225	42 168	14 147	HONG KONG	5 034	4 407	1 508
PERU	1 470 091	108 970	37 375	AUSTRALIA	10 651	2 134	766
BRAZIL	18 298 599	757 026	260 652	NEW ZEALAND	210	175	66
CHILE	1 829 531	145 969	50 462	091 MARGARINE AND SHORTENING			
PARAGUAY	4 900	103	41	IMPORTS	401 447	91 527	31 449
URUGUAY	145 419	5 880	1 971	FRANCE	1 486	376	123
ARGENTINA	8 773 764	330 191	113 982	BELGIUM LUX	151 169	35 347	12 184
ISRAEL	15 901	2 019	681	NETHERLANDS	216 494	49 862	17 133
INDIA	285 202	7 928	2 505	DENMARK	16 961	3 198	1 106
SRI LANKA	22 485	772	290	SWEDEN	5 077	704	224
THAILAND	7 751	2 117	710	SWITZERLAND	5 927	643	236
INDONESIA	2 929 321	94 120	32 264	HUNGARY	3 739	1 185	403
MALAYSIA	1 694 676	52 164	18 162	USA	189	89	30
PHILIPPINES	2 296 961	77 291	27 210	EXPORTS	1 666 989	322 786	109 554
CHINA	450 324	16 702	5 355	FRANCE	228 198	51 994	17 788
JAPAN	273	3 080	1 063	BELGIUM LUX	239 530	42 408	14 414
TAIWAN	199	202	71	NETHERLANDS	512 029	81 952	27 619
AUSTRALIA	256 611	10 365	3 271	ITALY	84 820	22 704	7 802
PAPUA NEW G	2 500	86	30	UNITED KINGDOM	227 103	41 138	13 986
AMERICAN OCEANIA	11 014	512	156	IRELAND	1 803	316	100
EXPORTS	45 381 013	2 244 001	777 429	DENMARK	40 612	7 097	2 492
FRANCE	1 213 601	99 265	33 746	GREECE	279 414	61 297	20 626
BELGIUM LUX	1 400 578	108 397	37 392	FINLAND	326	90	30
NETHERLANDS	22 381 572	566 266	199 417	SWITZERLAND	1 091	497	175
ITALY	362 418	56 957	19 369	AUSTRIA	20 024	5 359	1 824
UNITED KINGDOM	1 542 231	112 019	39 006	POLAND	4 401	860	303
IRELAND	131 190	9 713	3 326	ROMANIA	378	132	49
DENMARK	5 814 604	326 896	111 794	CANARY IS	3 201	1 176	398
GREECE	53 879	9 264	3 183	BURUNDI	1 226	284	99
ICELAND	123 577	4 538	1 515	KENYA	1 427	279	85
NORWAY	250 612	16 783	5 736	TANZANIA	710	136	46
SWEDEN	597 765	57 073	19 436	MAURITIUS	13 741	3 098	1 056
FINLAND	62 689	6 352	2 235	CYPRUS	1 144	269	90
SWITZERLAND	1 324 356	80 840	27 790	SAUDI ARABIA	307	110	35
AUSTRIA	4 634 931	297 993	101 492	ARAB EMIRAT	3 848	1 119	376
PORTUGAL	11 468	2 391	824	098 EDIBLE PRODUCTS, PREPS NES			
SPAIN	34 562	8 734	2 994	IMPORTS	2 138 781	709 169	242 114
MALTA	4 140	533	183	FRANCE	346 131	73 586	25 144
YUGOSLAVIA	60 817	9 496	3 232	BELGIUM LUX	332 092	88 578	30 259
TURKEY	2 912	1 259	441	NETHERLANDS	576 451	189 996	64 746
SOVIET UNION	2 060 638	97 381	37 924	ITALY	240 401	86 552	29 424
POLAND	1 695 225	107 097	36 221	UNITED KINGDOM	59 685	29 676	10 152
CZECHOSLOVAKIA	510 948	46 165	15 736	IRELAND	17 393	34 967	11 850
HUNGARY	508 719	53 480	18 017	DENMARK	105 594	32 920	11 227
ROMANIA	70 895	6 452	2 151	GREECE	14 773	5 996	2 020
BULGARIA	55 604	8 242	2 775	NORWAY	215	188	66
ALGERIA	3 620	576	190	SWEDEN	14 618	6 585	2 305
TUNISIA	272	372	120	FINLAND	361	266	99
EGYPT	49 595	10 058	3 366	SWITZERLAND	141 225	64 920	22 319
SUDAN	1 539	229	82	AUSTRIA	32 449	14 097	4 874
SIERRA LEONE	1 238	138	44	PORTUGAL	1 588	617	205
GHANA	4 104	432	143	SPAIN	4 543	1 264	427
NIGERIA	16 654	1 967	642	YUGOSLAVIA	18 113	2 674	939
ZAIRE	675	189	72	TURKEY	25 091	5 323	1 828
TANZANIA	920	97	33	SOVIET UNION	100	200	72
MOZAMBIQUE	120	177	53	HUNGARY	24 985	4 893	1 690
REP S AFRICA	2 716	704	245	ROMANIA	2 626	471	161
USA	40 958	60 951	21 002	KENYA	104	83	32
CANADA	5 717	2 858	964	USA	84 916	30 456	10 342
MEXICO	1 398	2 372	822	CANADA	23 187	7 368	2 485
GUATEMALA	2 492	604	204	BRAZIL	1 326	707	245
COSTA RICA	1 325	492	167				
PANAMA	605	96	34				
CUBA	8 337	1 151	400				

6 IMPORTS AND EXPORTS (SPECIAL TRADE) BY GROUPS OF THE SITC-REV. 11 AND BY COUNTRIES OF PRODUCTION AND CONSUMPTION 1985

GROUP COUNTRY	DT * 100 KG	1 000 DM	1 000 \$	GROUP COUNTRY	DT * 100 KG	1 000 DM	1 000 \$
ISRAEL	23 847	6 428	2 209	BELGIUM LUX	144 075	10 232	3 561
INDIA	128	91	30	NETHERLANDS	1 142 023	45 793	15 616
SRI LANKA	136	485	167	ITALY	73 883	8 972	3 014
THAILAND	15 642	5 087	1 766	UNITD KINGDOM	8 064	427	149
INDONESIA	272	85	30	DENMARK	67 843	5 943	2 016
SINGAPORE	811	349	118	SWITZERLAND	336 031	19 803	6 927
CHINA	12 308	4 495	1 529	AUSTRIA	360 005	22 353	7 658
SOUTH KOREA	1 891	1 174	406	YUGOSLAVIA	23 665	592	202
JAPAN	5 772	4 545	1 582	TURKEY	46 074	1 796	580
TAIWAN	1 945	1 091	371	MOROCCO	10 205	483	153
HONG KONG	3 362	1 541	517	USA	183	169	57
AUSTRALIA	130	122	42	CHINA	1 281	142	51
NEW ZEALAND	2 434	894	306				
EXPORTS	2 008 555	809 812	277 170	EXPORTS	62 947 721	221 012	75 297
FRANCE	286 773	80 313	27 449	FRANCE	217 321	25 661	8 789
BELGIUM LUX	253 089	75 173	25 582	BELGIUM LUX	532 683	43 884	14 888
NETHERLANDS	389 040	94 480	32 233	NETHERLANDS	61 407 237	32 164	10 985
ITALY	107 381	51 161	17 493	ITALY	120 784	15 490	5 320
UNITD KINGDOM	192 563	57 850	19 775	UNITD KINGDOM	62 847	8 822	3 052
IRELAND	16 326	4 790	1 629	IRELAND	2 156	417	146
DENMARK	92 486	25 132	8 557	DENMARK	22 797	2 959	1 021
GREECE	23 420	15 568	5 331	GREECE	72 755	15 540	5 412
ICELAND	2 361	878	299	ICELAND	1 392	177	59
NORWAY	9 570	5 558	1 891	NORWAY	7 177	2 112	718
SWEDEN	33 541	12 993	4 458	SWEDEN	17 444	4 688	1 572
FINLAND	11 224	4 997	1 717	FINLAND	8 461	1 589	565
SWITZERLAND	143 674	65 777	22 350	SWITZERLAND	66 723	9 351	3 154
AUSTRIA	102 911	51 961	17 711	AUSTRIA	35 242	3 925	1 342
PORTUGAL	5 573	3 602	1 249	PORTUGAL	1 211	289	97
SPAIN	10 781	5 156	1 761	SPAIN	13 005	1 657	593
GIBRALTAR	832	208	72	SOVIETUNION	3 410	396	133
MALTA	1 636	1 441	495	POLAND	8 946	1 161	391
YUGOSLAVIA	18 245	9 898	3 502	CZECHOSLOVA	3 303	432	153
TURKEY	6 076	2 592	916	HUNGARY	1 157	141	50
SOVIETUNION	383	1 372	505	ROMANIA	3 062	517	173
POLAND	9 248	7 554	2 567	CANARY IS	14 049	1 590	552
CZECHOSLOVA	5 720	3 792	1 326	EGYPT	499	102	38
HUNGARY	1 671	1 011	345	GUINEA	775	92	34
ROMANIA	4 248	4 027	1 442	GHANA	1 000	186	62
BULGARIA	816	685	248	ANGOLA	2 604	547	191
CANARY IS	4 082	1 389	473	DJIBOUTI	1 167	198	77
CEUTA MEL	644	136	45	USA	72 955	13 508	4 502
TUNISIA	2 047	1 437	487	CANADA	12 404	1 600	548
LIBYA	889	1 591	515	BAHAMAS	1 185	209	67
EGYPT	6 663	6 937	2 204	GUADELOUPE	4 416	554	189
SUDAN	705	730	267	NETH ANTILL	4 216	669	230
NIGER	1 505	660	213	CYPRUS	1 115	137	47
LIBERIA	236	136	43	LEBANON	3 826	392	127
TOGO	654	178	64	IRAQ	1 281	209	72
NIGERIA	6 945	5 221	1 745	JORDAN	677	111	38
CAMEROON	177	119	41	SAUDI ARABIA	12 852	3 375	1 176
GABON	1 637	614	206	KUWAIT	831	110	39
ZAIRE	210	128	43	ARAB EMIRAT	14 199	1 768	637
BURUNDI	308	138	45	BRUNEI	25 587	2 881	944
ETHIOPIA	181	98	35	SINGAPORE	104 919	13 060	4 292
TANZANIA	184	99	32	CHINA	760	107	37
REUNION	345	226	73	JAPAN	6 725	1 217	410
REP S AFRICA	13 282	6 567	2 282	TAIWAN	5 042	575	219
USA	33 377	34 638	11 729	HONG KONG	35 044	4 907	1 628
CANADA	10 751	5 814	1 993	AUSTRALIA	1 327	217	72
BARBADOS	73	152	54	FR POLYNESIA	1 126	222	83
NETH ANTILL	352	167	56				
COLOMBIA	1 399	554	193	112 ALCOHOLIC BEVERAGES			
VENEZUELA	1 826	3 468	1 240	IMPORTS	11 662 524	2 506 504	863 727
ECUADOR	18	98	35	FRANCE	3 522 704	1 054 275	365 559
PERU	237	99	35	BELGIUM LUX	111 213	12 818	4 403
BRAZIL	390	257	91	NETHERLANDS	76 235	22 840	7 856
CHILE	410	392	130	ITALY	4 654 650	618 485	211 637
CYPRUS	1 554	1 224	411	UNITD KINGDOM	192 000	123 078	42 864
LEBANON	3 472	1 987	686	IRELAND	64 943	31 204	10 772
SYRIA	864	1 175	411	DENMARK	459 288	70 466	24 233
IRAQ	22 244	12 221	4 191	GREECE	308 738	83 936	29 094
IRAN	72 839	54 809	19 248	NORWAY	3 155	3 175	1 105
ISRAEL	966	525	183	SWEDEN	12 927	1 715	596
JORDAN	3 935	3 260	1 137	FINLAND	964	726	251
SAUDI ARABIA	31 114	30 880	10 654	SWITZERLAND	8 286	8 735	2 999
KUWAIT	5 271	4 465	1 508	AUSTRIA	194 800	46 738	15 264
BAHRAIN	540	403	132	PORTUGAL	88 615	35 283	12 183
QATAR	608	765	283	SPAIN	521 478	137 805	47 300
ARAB EMIRAT	6 220	6 515	2 246	YUGOSLAVIA	395 833	43 591	14 995
OMAN	4 559	3 946	1 328	TURKEY	10 434	4 862	1 673
NORTH YEMEN	5 063	3 643	1 218	SOVIETUNION	54 648	31 734	11 322
SOUTH YEMEN	347	134	43	POLAND	9 291	3 936	1 343
PAKISTAN	178	115	40	CZECHOSLOVA	169 989	11 538	3 970
BURMA	576	106	32	HUNGARY	228 601	29 863	9 986
THAILAND	620	545	195	ROMANIA	103 939	11 856	4 013
INDONESIA	2 169	2 487	875	BULGARIA	73 553	8 461	2 841
MALAYSIA	900	445	155	MOROCCO	5 567	719	234
SINGAPORE	1 184	756	257	ALGERIA	54 762	2 713	954
PHILIPPINES	398	409	138	TUNISIA	105 008	10 455	3 444
SOUTH KOREA	331	742	251	REUNION	42 923	6 432	2 275
JAPAN	10 998	8 420	2 958	REP S AFRICA	5 267	2 019	694
TAIWAN	883	652	228	USA	50 698	27 825	9 553
HONG KONG	2 954	2 770	941	CANADA	3 236	2 730	937
AUSTRALIA	5 626	4 441	1 502	MEXICO	5 083	1 992	694
NEW ZEALAND	701	592	196	BERMUDA	124	116	37
				HAITI	170	180	69
111 NON-ALCOHL BEVERAGES NES				BAHAMAS	9 574	5 926	1 974
IMPORTS	3 460 525	164 863	56 553	GUADELOUPE	4 035	723	265
FRANCE	1 244 517	47 881	16 478	MARTINIQUE	42 781	26 066	9 030
				JAMAICA	11 538	6 559	2 248

6 IMPORTS AND EXPORTS (SPECIAL TRADE) BY GROUPS OF THE SITC-REV. II AND BY COUNTRIES OF PRODUCTION AND CONSUMPTION 1985

GROUP COUNTRY	DT * 100 KG	1 000 DM	1 000 \$	GROUP COUNTRY	DT * 100 KG	1 000 DM	1 000 \$
BARBADOS	163	122	44	OMAN	1 352	336	112
TRINIDAD TOB	100	131	45	NORTH YEMEN	170	685	225
GUAYANA	28 593	4 424	1 467	SOUTH YEMEN	4 945	736	252
BRAZIL	745	591	193	AFGHANISTAN	577	86	30
CHILE	1 041	368	123	PAKISTAN	449	86	30
ARGENTINA	3 014	917	311	INDIA	1 839	399	137
CYPRUS	1 528	336	116	BANGLADESH	1 706	269	91
ISRAEL	1 135	524	172	SRI LANKA	2 502	460	151
INDONESIA	848	462	156	THAILAND	641	273	94
CHINA	1 055	768	265	MALAYSIA	1 478	710	240
SOUTH KOREA	572	220	74	SINGAPORE	8 167	1 815	627
JAPAN	6 247	3 798	1 317	PHILIPPINES	672	329	112
TAIWAN	351	289	101	CHINA	678	176	60
AUSTRALIA	605	240	85	SOUTH KOREA	292	138	46
EXPORTS	7 918 239	1 852 334	634 295	JAPAN	77 040	36 693	12 098
FRANCE	395 331	60 967	20 740	TAIWAN	333	161	52
BELGIUM LUX	152 355	35 449	12 194	HONG KONG	45 490	7 530	2 596
NETHERLANDS	416 655	116 877	39 553	AUSTRALIA	30 008	12 927	4 357
ITALY	853 248	114 342	38 775	NEW ZEALAND	5 054	2 324	796
UNTD KINGDOM	2 363 606	538 226	186 916	121 TOBACCO UNMNFCTD, REFUSE			
IRELAND	33 461	8 957	3 114	IMPORTS	1 469 358	1 500 599	515 268
DENMARK	290 419	63 093	21 399	FRANCE	42 278	34 222	12 051
GREECE	19 762	4 158	1 393	BELGIUM LUX	2 539	602	212
ICELAND	4 958	2 638	901	NETHERLANDS	1 468	139	50
NORWAY	31 601	10 205	3 465	ITALY	147 359	85 086	28 436
SWEDEN	146 138	34 024	11 559	UNTD KINGDOM	557	244	84
FINLAND	10 819	3 444	1 167	GREECE	91 580	70 793	24 051
SWITZERLAND	192 797	28 759	9 956	SWITZERLAND	1 599	1 580	531
AUSTRIA	205 280	23 395	8 023	YUGOSLAVIA	7 936	5 795	2 010
PORTUGAL	2 280	654	215	TURKEY	102 141	90 568	30 860
SPAIN	103 010	12 851	4 382	SOVIETUNION	637	642	215
ANDORRA	1 203	206	70	POLAND	4 166	2 871	980
GIBRALTAR	1 132	325	112	HUNGARY	1 043	910	308
MALTA	2 229	413	152	ROMANIA	1 239	611	210
YUGOSLAVIA	2 410	555	187	BULGARIA	21 719	17 405	5 895
TURKEY	1 015	313	109	CAMEROON	486	1 427	488
SOVIETUNION	6 991	1 231	397	CENT AFR REP	128	528	199
POLAND	16 710	2 678	906	KENYA	655	645	199
CZECHOSLOVA	4 806	933	313	TANZANIA	5 951	5 701	2 022
HUNGARY	8 979	1 644	580	ZAMBIA	5 396	5 268	1 859
ROMANIA	4 892	848	279	ZIMBABWE	61 962	51 700	17 738
BULGARIA	3 200	1 302	442	MALAWI	98 980	70 262	24 204
CANARY IS	30 235	3 785	1 311	REP S AFRICA	238	96	31
EGYPT	4 814	909	316	USA	308 726	576 095	198 413
SUDAN	832	113	45	CANADA	10 402	12 906	4 402
MALI	835	107	36	MEXICO	15 330	20 658	7 001
CHAD	867	127	41	GUATEMALA	1 976	2 462	865
CAPE VERDE	952	137	48	HONDURAS	439	993	316
GUINEA	2 484	402	136	NICARAGUA	128	462	151
SIERRA LEONE	779	120	43	CUBA	10 275	4 896	1 687
LIBERIA	645	134	45	DOMINIC REP	2 750	1 714	578
IVORY COAST	1 166	172	54	COLOMBIA	6 202	9 198	3 087
GHANA	2 347	401	135	PERU	958	689	234
BENIN	1 791	253	86	BRAZIL	202 049	183 325	63 002
NIGERIA	968	585	199	PARAGUAY	1 202	653	233
CAMEROON	5 236	797	256	ARGENTINA	50 291	30 043	10 459
CENT AFR REP	574	86	31	INDIA	3 243	2 808	967
GABON	10 010	1 449	508	BANGLADESH	622	501	154
CONGO	13 046	1 869	633	THAILAND	75 082	44 522	15 412
ZAIRE	14 525	2 454	841	INDONESIA	24 111	22 683	7 797
ANGOLA	1 286	239	88	PHILIPPINES	39 994	27 088	9 377
SOMALIA	1 462	201	63	CHINA	8 655	4 174	1 402
KENYA	1 552	507	168	SOUTH KOREA	84 882	98 208	33 791
UGANDA	1 185	158	52	JAPAN	7 916	5 791	2 009
TANZANIA	1 123	258	93	TAIWAN	13 789	3 378	1 207
REP S AFRICA	4 000	2 016	685	EXPORTS	129 914	67 896	23 318
USA	2 009 721	582 931	198 808	FRANCE	31 993	2 241	741
CANADA	194 212	81 491	27 864	BELGIUM LUX	4 149	2 480	848
MEXICO	2 342	814	272	NETHERLANDS	12 193	5 340	1 807
BERMUDA	17 479	2 942	985	ITALY	815	385	116
GUATEMALA	273	119	43	UNTD KINGDOM	2 802	1 308	426
BELIZE	275	116	38	DENMARK	349	365	124
HONDURAS	296	100	36	GREECE	15 536	22 450	7 542
EL SALVADOR	286	136	40	SWITZERLAND	11 549	13 452	4 793
COSTA RICA	436	284	98	AUSTRIA	3 430	4 135	1 408
PANAMA	2 278	519	179	SPAIN	418	582	217
CUBA	527	88	32	ANDORRA	549	510	169
WEST INDIES	262	152	52	YUGOSLAVIA	4 800	4 030	1 443
BAHAMAS	56 243	12 530	4 262	BULGARIA	3 341	2 384	803
TURKS CAICOS	2 725	378	136	ALGERIA	5 675	1 986	682
DOMINIC REP	178	100	37	CAMEROON	360	190	66
AM VIRGIN IS	5 384	1 330	451	CONGO	584	409	141
CAYMAN IS	1 529	326	114	USA	28 138	5 027	1 762
JAMAICA	1 525	734	268	CUBA	1 991	390	150
ST VINCENT	763	135	44	122 TOBACCO MFRS			
BARBADOS	457	244	86	IMPORTS	325 695	430 233	147 850
TRINIDAD TOB	1 596	807	283	FRANCE	58 950	40 341	13 803
NETH ANTILL	1 817	428	151	BELGIUM LUX	31 103	61 377	21 118
COLOMBIA	288	407	124	NETHERLANDS	96 186	150 450	51 608
VENEZUELA	1 506	699	232	ITALY	93	170	54
FRENCH GUIAN	1 004	151	54	UNTD KINGDOM	3 424	10 095	3 471
ECUADOR	161	95	31	IRELAND	16 713	38 353	13 139
BRAZIL	12 917	4 236	1 479	DENMARK	21 261	60 307	20 806
PARAGUAY	2 951	742	247	GREECE	5 944	6 482	2 226
ARGENTINA	439	86	31	SWEDEN	1 380	2 653	898
CYPRUS	2 493	523	174	SWITZERLAND	848	751	255
SYRIA	1 625	276	94				
ISRAEL	1 240	319	113				
JORDAN	347	101	36				
SAUDI ARABIA	362	107	35				
BAHRAIN	3 025	706	239				
ARAB EMIRAT	12 849	2 283	776				

6 IMPORTS AND EXPORTS (SPECIAL TRADE) BY GROUPS OF THE SITC-REV. II AND BY COUNTRIES OF PRODUCTION AND CONSUMPTION 1985

GROUP COUNTRY	DT * 100 KG	1 000 DM	1 000 \$	GROUP COUNTRY	DT * 100 KG	1 000 DM	1 000 \$
AUSTRIA	144	329	116	EXPORTS	1 316 535	550 547	186 856
SPAIN	42	133	49	FRANCE	54 384	15 617	5 276
USA	88 735	52 707	18 204	BELGIUM LUX	49 061	20 042	6 889
HONDURAS	26	310	106	NETHERLANDS	266 982	96 734	33 009
CUBA	90	2 978	1 036	ITALY	470 509	220 920	74 399
JAMAICA	15	293	103	UNITD KINGDOM	10 153	2 274	772
BRAZIL	512	1 979	679	DENMARK	3 147	1 497	518
PHILIPPINES	52	215	73	GREECE	3 551	1 465	487
EXPORTS	595 223	1 369 643	468 310	SWEDEN	13 506	3 514	1 175
FRANCE	82 922	189 530	65 328	FINLAND	1 685	902	281
BELGIUM LUX	38 191	71 580	24 532	SWITZERLAND	26 710	10 429	3 540
NETHERLANDS	66 043	101 936	35 008	AUSTRIA	174 706	82 585	28 167
ITALY	202 394	627 702	213 952	PORTUGAL	22 767	9 919	3 347
UNITD KINGDOM	100 025	183 874	62 868	SPAIN	102 341	27 345	9 412
IRELAND	591	2 165	735	YUGOSLAVIA	30 990	13 985	4 842
DENMARK	4 301	14 022	4 846	TURKEY	2 672	957	329
GREECE	6 078	14 581	5 018	POLAND	12 881	6 941	2 446
ICELAND	42	148	52	CZECHOSLOVA	24 184	10 438	3 557
NORWAY	86	324	111	HUNGARY	11 453	6 027	2 031
SWEDEN	1 486	3 788	1 312	ROMANIA	203	110	38
SWITZERLAND	9 999	17 677	6 016	BULGARIA	25 415	14 495	4 873
AUSTRIA	2 758	6 439	2 214	USA	197	962	340
PORTUGAL	113	504	171	THAILAND	521	293	97
SPAIN	769	2 357	789	JAPAN	325	209	70
ANDORRA	635	2 248	857	HONG KONG	7 247	2 622	898
GIBRALTAR	76	227	80	212 FUR SKINS UNDRESSED			
MALTA	87	365	129	IMPORTS	22 152	727 785	238 207
YUGOSLAVIA	1 102	2 730	926	FRANCE	251	3 585	1 183
TURKEY	1 799	5 752	1 889	BELGIUM LUX	82	662	218
SOVIETUNION	534	1 710	645	NETHERLANDS	534	13 100	4 501
POLAND	1 026	3 126	1 064	ITALY	118	249	81
HUNGARY	464	1 754	592	UNITD KINGDOM	1 136	52 296	16 769
ROMANIA	187	664	241	IRELAND	17	281	90
BULGARIA	353	956	315	DENMARK	2 503	158 235	52 251
CANARY IS	9 782	11 687	3 839	NORWAY	192	6 580	2 103
TUNISIA	129	537	192	SWEDEN	504	34 526	11 208
LIBYA	1 152	2 510	807	FINLAND	2 312	112 293	36 007
EGYPT	82	393	136	SWITZERLAND	66	2 892	963
SUDAN	251	329	100	AUSTRIA	21	110	35
MALI	108	289	98	SPAIN	78	558	184
UPPER VOLTA	54	148	57	TURKEY	66	446	155
SENEGAL	1 165	2 191	795	SOVIETUNION	1 300	75 308	24 499
CAMEROON	7 008	11 876	4 434	POLAND	365	12 164	3 941
GABON	103	266	89	CZECHOSLOVA	116	6 225	2 659
REUNION	88	212	73	HUNGARY	70	1 632	496
REP S AFRICA	140	544	179	ROMANIA	7	271	93
USA	8 907	12 432	4 131	BULGARIA	22	726	222
GUADELOUPE	63	196	67	REP S AFRICA	969	19 138	6 806
MARTINIQUE	58	170	58	USA	6 444	141 691	46 110
FRENCH GUIAN	55	158	55	CANADA	1 099	29 607	9 620
CYPRUS	10 252	20 181	6 682	MEXICO	10	139	45
IRAQ	3 220	5 238	1 776	BRAZIL	39	145	53
IRAN	28 385	38 047	12 957	BOLIVIA	42	1 508	498
ISRAEL	377	877	279	PARAGUAY	273	3 567	1 194
SAUDI ARABIA	243	1 020	343	URUGUAY	23	165	61
KUWAIT	39	184	59	ARGENTINA	15	228	88
ARAB EMIRAT	93	192	70	SYRIA	57	364	121
JAPAN	73	313	106	AFGHANISTAN	1 129	11 040	3 907
HONG KONG	363	862	307	PAKISTAN	37	421	137
AUSTRALIA	34	129	44	INDIA	29	396	124
211 HIDES, SKINS, UNDRESSED				MONGOLIA	169	1 109	386
IMPORTS	969 705	373 120	127 260	CHINA	683	24 200	7 909
FRANCE	67 999	27 485	9 488	NORTH KOREA	75	164	55
BELGIUM LUX	62 643	29 462	10 100	JAPAN	4	762	254
NETHERLANDS	107 832	39 962	13 618	HONG KONG	4	373	116
ITALY	85 642	5 653	1 950	AUSTRALIA	1 055	6 881	2 469
UNITD KINGDOM	90 814	44 221	15 344	NEW ZEALAND	160	1 508	512
IRELAND	30 869	11 749	4 108	EXPORTS	2 852	41 303	13 839
DENMARK	24 979	11 128	3 740	FRANCE	990	2 590	859
ICELAND	30	88	30	BELGIUM LUX	692	7 684	2 548
NORWAY	11 866	6 439	2 148	NETHERLANDS	248	5 027	1 873
SWEDEN	32 948	17 881	6 068	ITALY	314	12 981	4 129
FINLAND	13 793	7 789	2 682	UNITD KINGDOM	39	706	246
SWITZERLAND	74 952	41 611	14 147	DENMARK	155	5 437	1 860
AUSTRIA	176 709	52 295	17 614	GREECE	20	508	181
PORTUGAL	2 866	118	43	FINLAND	18	396	141
SPAIN	7 586	370	125	SWITZERLAND	20	420	137
SOVIETUNION	10 288	260	97	AUSTRIA	15	376	125
POLAND	28 627	815	280	SPAIN	80	2 034	683
HUNGARY	9 213	153	56	YUGOSLAVIA	200	178	57
ETHIOPIA	798	2 890	976	USA	19	1 556	508
REP S AFRICA	27 847	21 735	7 431	CANADA	21	863	307
BOTSWANA	584	195	67	PARAGUAY	3	228	76
USA	15 870	6 495	2 177	HONG KONG	2	138	46
CANADA	15 200	6 806	2 298	222 SEEDS FOR SOFT/FIXED OIL			
FRENCH GUIAN	108	361	117	IMPORTS	46 145 250	3 961 508	1 353 515
BRAZIL	320	617	212	FRANCE	7 130 833	826 262	287 718
CHILE	1 118	563	200	BELGIUM LUX	10 224	1 023	386
BOLIVIA	148	2 288	740	NETHERLANDS	95 006	12 102	4 107
PARAGUAY	832	2 596	860	ITALY	1 721	382	134
URUGUAY	450	920	307	UNITD KINGDOM	1 764 786	194 467	66 797
ARGENTINA	396	247	78	IRELAND	30 280	3 348	1 012
INDIA	64	117	43	DENMARK	3 958 497	433 184	150 592
THAILAND	433	1 194	398	SWEDEN	281 530	24 697	7 912
INDONESIA	398	2 008	645	AUSTRIA	78 346	6 394	2 252
CHINA	1 020	3 333	1 120				
HONG KONG	4	88	30				
AUSTRALIA	54 066	20 834	7 159				
NEW ZEALAND	1 509	1 860	604				

6 IMPORTS AND EXPORTS (SPECIAL TRADE) BY GROUPS OF THE SITC-REV. 11 AND BY COUNTRIES OF PRODUCTION AND CONSUMPTION 1985

GROUP COUNTRY	DT * 100 KG	1 000 DM	1 000 \$	GROUP COUNTRY	DT * 100 KG	1 000 DM	1 000 \$
SPAIN	685	148	52	FINLAND	2 007	377	124
YUGOSLAVIA	4 783	710	248	SWITZERLAND	4 954	1 138	390
TURKEY	571	162	52	AUSTRIA	7 558	1 521	526
POLAND	782 084	63 028	21 380	SPAIN	838	429	150
HUNGARY	305 727	34 084	12 373	TURKEY	505	93	36
ROMANIA	6 146	781	278	HUNGARY	1 067	182	57
BULGARIA	131 566	14 512	5 402	USA	278	161	51
EGYPT	6 979	961	333	CANADA	331	133	44
SUDAN	8 863	1 904	656	BRAZIL	867	162	52
KENYA	7 898	1 394	463				
MALAWI	1 847	266	105	232 NATURAL RUBBER, GUMS			
REP S AFRICA	31 287	5 228	1 923				
USA	18 382 191	1 399 379	462 779	IMPORTS	2 179 648	546 046	185 595
CANADA	139 089	13 526	4 340	FRANCE	3 010	915	304
MEXICO	5 997	1 686	565	BELGIUM LUX	912	420	137
GUATEMALA	33 914	10 725	3 622	NETHERLANDS	1 466	435	152
HONDURAS	2 292	741	260	ITALY	2 911	1 094	365
EL SALVADOR	11 241	3 075	996	UNTD KINGDOM	929	309	104
NICARAGUA	10 388	3 057	1 009	HUNGARY	672	94	32
BRAZIL	7 003 839	466 042	161 506	ROMANIA	2 204	452	156
CHILE	1 485	315	103	LIBERIA	12 350	3 502	1 126
PARAGUAY	175 352	14 434	5 012	IVORY COAST	97 617	25 781	8 899
ARGENTINA	5 608 497	391 480	137 996	NIGERIA	2 349	559	177
ISRAEL	14 763	5 302	1 838	CAMEROON	26 010	6 619	2 241
INDIA	2 373	594	193	ZAIRE	30 044	7 354	2 432
THAILAND	920	151	50	USA	127	128	45
VIETNAM	2 444	424	156	SRI LANKA	60 567	15 927	5 388
CHINA	95 640	23 310	8 137	THAILAND	186 504	47 816	16 199
AUSTRALIA	12 945	1 773	616	VIETNAM	12 658	3 020	1 018
NEW ZEALAND	1 111	217	82	INDONESIA	431 372	98 806	33 881
				MALAYSIA	1 287 437	327 587	111 199
EXPORTS	1 079 445	130 028	45 463	SINGAPORE	15 543	4 125	1 362
FRANCE	15 312	2 677	922	PHILIPPINES	1 085	267	88
BELGIUM LUX	294 384	32 004	11 588	PAPUA NEW G	3 616	768	267
NETHERLANDS	588 380	65 604	22 652				
ITALY	19 420	5 655	1 991	EXPORTS	48 215	13 496	4 625
UNTD KINGDOM	1 858	579	197	FRANCE	13 801	3 767	1 323
DENMARK	95 226	9 812	3 293	BELGIUM LUX	3 588	966	322
NORWAY	9 950	1 843	664	NETHERLANDS	1 814	499	169
SWEDEN	16 485	3 252	1 159	ITALY	4 654	1 245	422
FINLAND	1 140	292	99	DENMARK	2 529	739	253
SWITZERLAND	4 637	1 137	392	SWEDEN	1 154	302	104
AUSTRIA	24 807	5 186	1 801	FINLAND	758	238	81
YUGOSLAVIA	2 541	562	199	SWITZERLAND	2 694	934	309
POLAND	3 850	772	276	AUSTRIA	12 285	3 311	1 134
CZECHOSLOVA	24	188	71	SPAIN	2 444	551	187
USA	46	90	32	YUGOSLAVIA	1 045	366	123
				POLAND	260	80	32
223 SEEDS FOR OTH FIXED OILS				ANGOLA	320	119	40
IMPORTS	4 094 279	420 661	144 398	233 RUBBER, SYNTHETIC, RECLAIMED			
FRANCE	9 801	1 368	462	IMPORTS	3 099 425	1 009 945	346 434
BELGIUM LUX	102 579	10 616	3 633	FRANCE	952 377	300 236	103 440
NETHERLANDS	44 536	5 950	2 007	BELGIUM LUX	250 038	99 542	34 187
ITALY	776	92	32	NETHERLANDS	589 112	166 969	56 744
UNTD KINGDOM	4 094	443	146	ITALY	243 099	71 376	24 510
DENMARK	4 167	1 104	356	UNTD KINGDOM	171 786	79 082	27 238
SWEDEN	3 908	380	127	DENMARK	4 211	254	92
AUSTRIA	1 880	1 338	462	SWEDEN	1 577	154	56
SPAIN	1 751	353	115	SWITZERLAND	31 544	4 132	1 424
YUGOSLAVIA	6 657	1 170	408	AUSTRIA	34 104	2 268	779
SOVIETUNION	8 521	984	333	SPAIN	57 340	16 165	5 610
POLAND	44 591	6 371	2 181	SOVIETUNION	65 876	16 277	5 547
HUNGARY	185 051	27 389	9 373	POLAND	75 305	10 293	3 485
ROMANIA	12 516	1 460	510	CZECHOSLOVA	68 875	11 612	3 961
BULGARIA	2 627	405	146	HUNGARY	40 810	5 818	2 093
ETHIOPIA	5 795	1 030	350	ROMANIA	54 108	11 444	3 870
KENYA	5 394	629	219	BULGARIA	9 011	1 678	562
TANZANIA	4 357	599	201	USA	211 717	134 019	45 999
REP S AFRICA	1 187	182	58	CANADA	2 673	1 486	493
USA	2 555	318	108	MEXICO	46 658	11 376	3 795
CANADA	2 508 408	205 319	71 572	BRAZIL	17 004	3 997	1 407
BRAZIL	77 498	6 462	2 305	ARGENTINA	27 023	5 823	2 021
PARAGUAY	9 917	859	325	MALAYSIA	527	119	41
URUGUAY	3 127	285	93	SOUTH KOREA	2 034	572	211
ARGENTINA	559	102	33	JAPAN	112 591	46 107	15 704
AFGHANISTAN	2 852	397	145	TAIWAN	6 975	2 210	747
PAKISTAN	6 792	977	334				
INDIA	4 222	1 042	355	EXPORTS	3 853 477	1 078 829	366 085
SRI LANKA	6 650	765	269	FRANCE	594 097	146 359	49 946
MALAYSIA	163 625	17 527	6 401	BELGIUM LUX	439 611	97 078	33 110
PHILIPPINES	48 898	6 760	2 260	NETHERLANDS	377 985	63 377	21 716
CHINA	266 669	39 520	12 848	ITALY	413 907	116 169	39 488
TAIWAN	24	95	36	UNTD KINGDOM	215 522	60 023	20 493
AUSTRALIA	12 968	1 551	534	IRELAND	10 190	2 496	840
PAPUA NEW G	224 623	31 370	10 544	DENMARK	46 448	15 678	5 420
NEW ZEALAND	587	90	30	GREECE	12 365	4 099	1 398
KIRIBATI	12 279	1 534	525	NORWAY	18 660	4 226	1 466
N ZEAL OCEAN	3 019	301	106	SWEDEN	66 911	21 939	7 640
VANUATU	286 902	43 158	14 337	FINLAND	52 698	10 778	3 667
EXPORTS	100 969	17 775	6 043	SWITZERLAND	152 366	31 277	10 713
FRANCE	14 885	2 744	933	AUSTRIA	173 190	36 321	12 397
BELGIUM LUX	4 706	979	336	PORTUGAL	56 231	17 318	5 900
NETHERLANDS	22 023	3 245	1 109	SPAIN	160 023	43 489	14 812
ITALY	6 685	1 023	346	MALTA	1 542	753	257
UNTD KINGDOM	2 410	507	168	YUGOSLAVIA	98 754	47 783	16 348
DENMARK	16 808	2 469	832	TURKEY	29 624	10 327	3 536
GREECE	736	140	47	SOVIETUNION	56 728	34 653	11 503
NORWAY	1 975	398	137	POLAND	24 321	7 777	2 674
SWEDEN	9 123	1 425	483				

6 IMPORTS AND EXPORTS (SPECIAL TRADE) BY GROUPS OF THE SITC-REV. II AND BY COUNTRIES OF PRODUCTION AND CONSUMPTION 1985

GROUP COUNTRY	DT * 100 KG	1 000 DM	1 000 \$	GROUP COUNTRY	DT * 100 KG	1 000 DM	1 000 \$
CZECHOSLOVAKIA	78 188	26 401	8 983	ROMANIA	18 842	1 182	412
HUNGARY	46 323	16 090	5 492	REP S AFRICA	67 642	3 682	1 258
ROMANIA	9 247	5 450	1 845	USA	311	94	31
BULGARIA	23 143	6 872	2 315	COSTA RICA	6 769	213	65
ALBANIA	494	269	97	PARAGUAY	1 881	131	45
MOROCCO	9 892	3 299	1 102	SRI LANKA	2 428	180	65
ALGERIA	11 209	4 001	1 448	INDONESIA	1 175	99	30
TUNISIA	2 222	970	327	MALAYSIA	19 801	158	54
LIBYA	632	163	55	PHILIPPINES	8 080	719	236
EGYPT	3 478	1 459	531	EXPORTS	96 036	8 880	2 985
SUDAN	2 398	567	184	FRANCE	1 047	227	77
IVORY COAST	1 272	542	185	BELGIUM LUX	7 913	840	283
NIGERIA	1 925	1 059	368	NETHERLANDS	16 382	1 744	588
CAMEROON	896	193	64	ITALY	2 790	406	146
ZAIRE	684	267	85	UNITED KINGDOM	12 165	1 408	465
ANGOLA	2 637	798	276	DENMARK	9 617	1 016	333
ETHIOPIA	2 991	849	288	SWEDEN	4 906	640	211
KENYA	9 209	2 750	930	SWITZERLAND	7 443	429	152
TANZANIA	1 045	733	245	AUSTRIA	29 832	871	297
MOZAMBIQUE	1 496	517	156	BRAZIL	635	307	104
ZAMBIA	232	104	38	JAPAN	546	341	109
ZIMBABWE	738	310	108				
REP S AFRICA	21 620	9 339	3 272				
USA	192 057	59 973	20 084	246 PULPWOOD, CHIPS, WOODWASTE			
CANADA	6 779	3 046	1 030	IMPORTS	9 394 661	66 820	23 141
MEXICO	13 383	7 364	2 538	FRANCE	2 011 980	12 971	4 503
BERMUDA	7 162	1 818	700	BELGIUM LUX	418 059	2 978	1 048
GUATEMALA	3 155	1 317	452	NETHERLANDS	900 665	7 495	2 551
HONDURAS	393	216	74	ITALY	68 347	1 238	422
EL SALVADOR	391	255	86	UNITED KINGDOM	34 862	398	121
COSTA RICA	758	428	139	DENMARK	127 295	1 220	408
CUBA	539	238	76	SWEDEN	5 752	274	91
DOMINIC REP	1 883	603	197	SWITZERLAND	44 688	479	169
JAMAICA	328	284	98	AUSTRIA	340 574	2 652	916
COLOMBIA	9 229	4 640	1 570	PORTUGAL	60 570	1 081	376
VENEZUELA	33 365	12 790	4 320	SPAIN	35 055	540	190
ECUADOR	15 688	4 710	1 576	POLAND	672 655	3 809	1 331
PERU	2 576	1 129	372	CZECHOSLOVAKIA	4 669 980	31 338	10 894
BRAZIL	34 540	22 052	7 554	MALAYSIA	1 054	121	43
CHILE	5 288	2 198	762	SINGAPORE	524	105	35
BOLIVIA	330	113	40	EXPORTS	20 081 765	249 550	86 741
URUGUAY	6 484	2 648	898	FRANCE	1 232 077	14 079	4 827
ARGENTINA	26 523	10 246	3 458	BELGIUM LUX	1 033 873	11 803	4 025
CYPRUS	1 610	253	86	NETHERLANDS	1 269 727	14 301	4 895
LEBANON	1 500	234	83	ITALY	1 279 398	26 555	9 177
SYRIA	6 357	1 960	672	UNITED KINGDOM	7 881	401	138
IRAQ	2 348	847	287	DENMARK	60 164	854	317
IRAN	7 991	3 458	1 176	NORWAY	600 237	6 991	2 440
ISRAEL	19 368	6 005	2 058	SWEDEN	6 714 386	83 316	29 140
JORDAN	3 262	848	287	FINLAND	2 046 415	23 644	8 230
SAUDI ARABIA	17 054	2 980	1 070	SWITZERLAND	2 331 100	23 538	8 139
ARAB EMIRAT	1 920	337	112	AUSTRIA	3 176 816	36 607	12 884
OMAN	1 291	388	147	YUGOSLAVIA	282 048	5 751	1 941
PAKISTAN	23 874	5 604	1 880	TURKEY	37 761	1 369	471
INDIA	20 115	7 615	2 617	247 OTH WOOD ROUGH SQUARED			
BANGLADESH	324	141	46	IMPORTS	12 524 669	586 550	196 644
SRI LANKA	565	248	89	FRANCE	2 429 461	86 298	29 182
BURMA	1 335	484	158	BELGIUM LUX	3 266 544	69 176	23 887
THAILAND	7 577	2 799	925	NETHERLANDS	378 322	5 999	2 057
INDONESIA	5 666	1 936	683	ITALY	812	106	39
MALAYSIA	8 726	2 871	966	UNITED KINGDOM	37 496	3 449	1 146
BRUNEI	336	77	30	IRELAND	2 959	165	54
SINGAPORE	2 030	981	335	DENMARK	57 543	1 845	621
PHILIPPINES	3 474	1 482	504	NORWAY	21 170	821	279
MONGOLIA	300	96	31	SWEDEN	52 080	3 788	1 323
CHINA	42 604	14 075	5 122	FINLAND	128 768	6 826	2 342
NORTH KOREA	831	325	104	SWITZERLAND	76 581	2 734	922
SOUTH KOREA	15 093	6 354	2 135	AUSTRIA	93 034	3 112	1 059
JAPAN	31 645	12 970	4 474	YUGOSLAVIA	3 262	287	102
TAIWAN	14 316	6 438	2 155	SOVIET UNION	19 016	432	136
HONG KONG	4 203	1 735	596	POLAND	317 074	7 355	2 570
AUSTRALIA	8 214	2 989	1 077	CZECHOSLOVAKIA	978 224	20 152	7 112
NEW ZEALAND	2 477	933	314	HUNGARY	2 657	152	51
				ROMANIA	1 953	235	84
244 CORK RAW AND WASTE				GUINEA	21 218	546	190
IMPORTS	70 773	11 795	3 995	LIBERIA	637 162	40 758	13 443
FRANCE	4 526	274	96	IVORY COAST	413 603	26 578	8 642
NETHERLANDS	136	102	33	GHANA	643 216	32 325	11 084
DENMARK	305	195	68	NIGERIA	430	107	35
PORTUGAL	58 483	7 683	2 600	CAMEROON	724 740	43 196	14 754
SPAIN	4 082	404	137	CENT AFR REP	49 595	3 974	1 467
SOUTH KOREA	2 484	2 866	971	EQUAT GUINEA	216 284	11 044	3 877
EXPORTS	1 175	644	217	GABON	227 296	13 642	4 687
AUSTRIA	540	146	48	CONGO	330 581	23 694	8 329
				ZAIRE	201 387	15 665	5 313
245 FUEL WOOD NES, CHARCOAL				MOZAMBIQUE	3 883	771	248
IMPORTS	696 155	36 493	12 187	USA	967 491	121 214	40 204
FRANCE	63 761	1 604	546	CANADA	34 355	4 885	1 654
NETHERLANDS	86 750	2 069	718	MEXICO	780	147	53
ITALY	6 279	429	137	GUATEMALA	2 629	414	136
DENMARK	8 884	135	46	BELIZE	1 278	251	78
NORWAY	9 533	178	56	HONDURAS	365	105	35
PORTUGAL	8 503	587	186	NICARAGUA	675	86	32
SPAIN	209 009	14 756	4 860	SURINAME	11 980	835	282
YUGOSLAVIA	25 805	1 807	586	CHILE	6 332	504	166
POLAND	69 577	3 531	1 176	SRI LANKA	961	432	144
CZECHOSLOVAKIA	37 927	2 203	771				
HUNGARY	32 542	2 394	795				

6 IMPORTS AND EXPORTS (SPECIAL TRADE) BY GROUPS OF THE SITC-REV. II AND BY COUNTRIES OF PRODUCTION AND CONSUMPTION 1985

GROUP COUNTRY	DT = 100 KG	1 000 DM	1 000 \$	GROUP COUNTRY	DT = 100 KG	1 000 DM	1 000 \$
BURMA	77 726	19 732	6 644	EXPORTS	8 461 779	590 209	202 777
INDONESIA	9 027	438	157	FRANCE	1 016 930	79 486	27 418
MALAYSIA	17 879	1 197	397	BELGIUM LUX	802 828	43 522	14 922
PHILIPPINES	34 040	2 488	810	NETHERLANDS	1 801 486	91 549	31 354
JAPAN	19 543	8 133	2 664	ITALY	882 538	45 869	15 587
AUSTRALIA	743	103	35	UNTD KINGDOM	520 013	41 497	14 413
EXPORTS	13 559 109	280 131	95 548	IRELAND	7 367	490	164
FRANCE	192 002	7 793	2 691	DENMARK	336 252	27 726	9 459
BELGIUM LUX	126 684	5 845	1 992	GREECE	30 532	3 884	1 325
NETHERLANDS	691 240	13 179	4 540	ICELAND	656	106	37
ITALY	2 101 172	49 347	16 930	NORWAY	48 671	5 266	1 809
UNTD KINGDOM	30 851	1 896	643	SWEDEN	102 573	8 045	2 762
DENMARK	1 065 620	16 410	5 743	FINLAND	51 042	4 964	1 658
GREECE	2 940	203	67	SWITZERLAND	960 170	97 404	33 607
NORWAY	118 496	1 524	538	AUSTRIA	719 369	67 129	22 777
SWEDEN	853 943	10 621	3 526	SPAIN	974 663	44 970	15 800
SWITZERLAND	651 475	16 164	5 531	MALTA	1 963	308	108
AUSTRIA	7 317 568	128 693	43 389	YUGOSLAVIA	42 019	2 584	865
SPAIN	9 526	863	299	TURKEY	16 326	3 034	1 031
YUGOSLAVIA	10 504	282	94	SOVIETUNION	2 290	928	314
TURKEY	122 991	9 576	3 460	POLAND	817	398	133
SOVIETUNION	400	118	36	CZECHOSLOVA	1 021	920	315
CZECHOSLOVA	138 590	8 086	2 801	HUNGARY	7 503	656	252
HUNGARY	12 395	874	297	ROMANIA	312	100	38
ROMANIA	1 327	332	113	BULGARIA	725	298	99
ALGERIA	21 845	2 013	698	CANARY IS	830	81	31
EGYPT	5 650	111	37	LIBYA	11 013	1 032	344
USA	985	90	31	EGYPT	23 510	3 246	1 122
SYRIA	3 625	384	145	MALI	7 827	682	225
IRAQ	4 344	247	81	GUINEA	2 659	151	49
ISRAEL	18 823	1 349	466	LIBERIA	1 867	173	58
JORDAN	11 752	897	317	TOGO	3 312	172	55
SAUDI ARABIA	8 028	833	280	NIGERIA	1 245	127	48
ARAB EMIRAT	15 797	195	66	REP S AFRICA	1 482	175	61
SOUTH YEMEN	3 265	273	103	USA	14 333	3 756	1 278
INDIA	2 226	129	49	CANADA	779	273	98
SINGAPORE	681	87	30	LEBANON	5 597	915	293
JAPAN	6 250	1 078	336	SYRIA	5 354	495	187
TAIWAN	1 003	85	31	IRAQ	9 419	1 405	482
				ISRAEL	18 953	1 879	655
				JORDAN	2 378	228	74
248 WOOD SHAPED				SAUDI ARABIA	4 952	1 014	359
IMPORTS	23 701 858	1 877 545	645 504	KUWAIT	964	98	32
FRANCE	1 184 064	103 098	35 492	ARAB EMIRAT	2 810	512	188
BELGIUM LUX	161 139	13 524	4 666	PAKISTAN	885	162	60
NETHERLANDS	206 538	26 432	9 123	SRI LANKA	3 869	231	80
ITALY	21 604	2 746	944	CHINA	68	130	42
UNTD KINGDOM	2 356	262	84	SOUTH KOREA	1 489	261	99
DENMARK	176 782	12 498	4 268	JAPAN	1 038	1 063	338
GREECE	811	135	44				
NORWAY	368 325	27 899	9 414	251 PULP AND WASTE PAPER			
SWEDEN	5 210 176	427 675	147 479	IMPORTS	35 606 813	3 753 365	1 271 588
FINLAND	2 628 927	217 837	74 926	FRANCE	1 125 903	78 602	26 947
SWITZERLAND	45 955	3 644	1 249	BELGIUM LUX	1 237 399	74 565	25 388
AUSTRIA	2 380 795	136 728	47 140	NETHERLANDS	2 798 212	100 810	34 107
PORTUGAL	1 026 623	31 810	10 672	ITALY	270 103	32 534	10 993
SPAIN	44 999	1 289	444	UNTD KINGDOM	339 362	17 891	6 063
MALTA	650	100	33	DENMARK	434 038	21 203	7 270
YUGOSLAVIA	46 023	5 021	1 718	NORWAY	912 358	94 748	32 274
TURKEY	1 247	124	42	SWEDEN	7 003 997	808 505	273 462
SOVIETUNION	2 343 091	155 299	54 430	FINLAND	3 984 196	443 223	150 681
POLAND	723 222	30 373	10 510	SWITZERLAND	232 722	20 006	6 793
CZECHOSLOVA	2 344 525	75 574	25 947	AUSTRIA	369 698	35 277	11 760
HUNGARY	88 499	6 380	2 219	PORTUGAL	1 399 536	147 369	50 090
ROMANIA	294 461	15 533	5 491	SPAIN	786 074	79 990	27 198
SIERRA LEONE	2 992	315	109	YUGOSLAVIA	12 947	1 466	533
LIBERIA	8 801	959	329	SOVIETUNION	510 422	44 761	15 421
IVORY COAST	179 113	17 955	6 081	POLAND	94 822	8 711	2 914
GHANA	163 738	16 840	5 757	CZECHOSLOVA	395 086	36 147	12 275
BENIN	652	269	90	ROMANIA	5 045	442	142
NIGERIA	900	113	39	BULGARIA	11 000	1 094	354
CAMEROON	69 632	4 769	1 563	MOROCCO	31 266	2 790	997
EQUAT GUINEA	982	128	42	TUNISIA	28 835	4 941	1 656
GABON	2 278	344	122	CENT AFR REP	5 568	419	158
CONGO	15 127	1 802	623	REP S AFRICA	130 595	14 675	5 068
ZAIRE	40 319	4 536	1 533	USA	5 231 363	742 178	251 046
KENYA	1 012	152	56	CANADA	6 729 150	771 084	260 794
TANZANIA	300	407	137	MEXICO	1 089	285	108
REP S AFRICA	1 060	167	60	BRAZIL	942 681	101 211	34 023
USA	701 936	136 031	46 216	CHILE	537 414	57 353	19 316
CANADA	515 866	68 989	23 592	ARGENTINA	13 682	1 357	491
MEXICO	1 934	1 270	463	BURMA	7 656	732	238
HONDURAS	7 988	1 092	383	PHILIPPINES	9 935	7 541	2 521
PANAMA	415	250	100	JAPAN	2 363	452	152
ECUADOR	2 347	2 776	962	TAIWAN	748	121	44
PERU	2 510	327	115	NEW ZEALAND	8 958	674	242
BRAZIL	62 414	10 647	3 575	EXPORTS	10 121 934	388 252	131 938
CHILE	13 830	1 027	362	FRANCE	1 216 913	51 922	17 470
BOLIVIA	988	188	65	BELGIUM LUX	126 408	19 938	6 750
INDIA	653	498	173	NETHERLANDS	2 373 436	83 147	28 184
SRI LANKA	1 326	1 089	375	ITALY	1 268 957	57 908	19 764
BURMA	5 005	1 447	490	UNTD KINGDOM	215 315	8 532	2 921
THAILAND	183	98	35	IRELAND	26 171	5 304	1 778
INDONESIA	287 489	33 596	11 412	DENMARK	258 592	8 219	2 767
MALAYSIA	1 775 845	210 550	71 990	SWEDEN	514 883	14 822	5 056
SINGAPORE	418 086	52 002	17 768	FINLAND	17 623	1 068	358
PHILIPPINES	109 436	12 009	4 192	SWITZERLAND	729 853	24 997	8 424
JAPAN	845	199	75	AUSTRIA	3 069 318	86 541	29 415
AUSTRALIA	1 788	272	91	SPAIN	19 051	3 349	1 134

6 IMPORTS AND EXPORTS (SPECIAL TRADE) BY GROUPS OF THE SITC-REV. 11 AND BY COUNTRIES OF PRODUCTION AND CONSUMPTION 1985

GROUP COUNTRY	DT * 100 KG	1 000 DM	1 000 \$	GROUP COUNTRY	DT * 100 KG	1 000 DM	1 000 \$
YUGOSLAVIA	153 373	4 747	1 674	ISRAEL	92 408	31 854	11 045
TURKEY	7 426	666	222	SOUTH YEMEN	3 445	2 755	837
SOVIETUNION	550	143	51	AFGHANISTAN	7 499	3 825	1 197
POLAND	956	98	33	PAKISTAN	166 886	61 166	20 287
HUNGARY	39 057	739	280	INDIA	3 823	1 872	690
ALGERIA	2 111	430	150	THAILAND	11 059	2 598	877
REP S AFRICA	3 287	427	142	CHINA	27 400	6 569	2 424
USA	8 185	2 168	739	JAPAN	13 129	3 374	1 161
MEXICO	4 445	1 081	376	HONG KONG	1 311	407	132
COLOMBIA	536	120	43	AUSTRALIA	4 270	1 556	569
VENEZUELA	1 340	212	71				
PERU	1 507	294	105	EXPORTS	651 901	210 242	70 857
BRAZIL	484	94	33				
CHILE	1 603	326	111	FRANCE	171 506	55 970	18 681
SYRIA	7 125	783	261	BELGIUM LUX	37 562	12 069	4 128
IRAQ	3 433	557	193	NETHERLANDS	68 625	18 436	6 262
IRAN	14 652	2 216	818	ITALY	113 065	39 700	13 463
ISRAEL	1 090	104	36	UNTD KINGDOM	44 412	11 042	3 755
PAKISTAN	556	97	33	IRELAND	393	163	52
INDIA	1 565	273	85	DENMARK	3 649	816	286
THAILAND	770	200	69	GREECE	10 352	5 667	1 910
INDONESIA	6 078	1 145	455	NORWAY	4 301	1 508	499
JAPAN	1 635	323	114	SWEDEN	19 054	5 731	1 952
TAIWAN	16 242	4 274	1 483	FINLAND	5 014	1 178	393
AUSTRALIA	1 924	407	143	SWITZERLAND	74 614	18 467	6 161
				AUSTRIA	30 423	15 277	5 098
261 SILK				PORTUGAL	8 530	3 498	1 140
IMPORTS	7 226	27 508	9 304	SPAIN	18 314	5 638	1 931
FRANCE	16	166	51	YUGOSLAVIA	14 299	4 405	1 503
ITALY	237	611	205	POLAND	9 791	3 257	1 076
UNTD KINGDOM	106	516	167	CZECHOSLOVA	3 779	1 358	444
SWITZERLAND	126	1 590	547	HUNGARY	384	152	49
SOVIETUNION	2 320	4 290	1 468	VENEZUELA	3 678	1 607	553
USA	170	702	220	BRAZIL	1 546	629	222
BRAZIL	467	3 268	1 121	ISRAEL	5 927	1 852	656
INDIA	24	164	52	SRI LANKA	672	258	91
CHINA	2 851	12 017	4 069	NEPAL	166	80	30
SOUTH KOREA	102	737	240	THAILAND	325	113	36
JAPAN	720	3 314	1 122	JAPAN	1 108	513	174
EXPORTS	3 926	10 915	3 731	TAIWAN	2 608	608	230
FRANCE	231	1 092	358	264 JUTE, OTH TEX BAST FIBRES			
BELGIUM LUX	71	281	93	IMPORTS	52 972	7 309	2 469
ITALY	604	2 961	1 010	BELGIUM LUX	19 422	1 275	437
SWITZERLAND	355	1 313	447	UNTD KINGDOM	481	85	32
AUSTRIA	47	146	46	BANGLADESH	20 088	3 654	1 206
YUGOSLAVIA	50	214	69	CHINA	8 204	2 033	704
USA	110	240	89	EXPORTS	13 695	787	281
JAPAN	2 438	4 580	1 591	FRANCE	1 597	151	53
263 COTTON				BELGIUM LUX	7 541	279	99
IMPORTS	3 431 274	1 229 712	410 837	NETHERLANDS	3 146	108	37
FRANCE	40 609	5 686	1 932	265 VEG FIBRE, EXCL COTN JUTE			
BELGIUM LUX	13 840	1 382	471	IMPORTS	240 264	41 492	14 114
NETHERLANDS	32 773	6 313	2 186	FRANCE	9 154	3 088	1 043
ITALY	25 015	2 766	932	BELGIUM LUX	31 963	11 252	3 795
UNTD KINGDOM	12 035	4 679	1 583	NETHERLANDS	10 071	732	251
DENMARK	2 051	298	106	ITALY	1 537	1 600	541
GREECE	82 553	15 972	5 346	UNTD KINGDOM	134	209	71
SWEDEN	918	143	47	IRELAND	105	175	57
FINLAND	3 712	617	211	SWITZERLAND	335	346	116
SWITZERLAND	45 916	11 071	3 762	POLAND	2 260	248	81
AUSTRIA	16 339	3 136	1 062	HUNGARY	290	122	39
PORTUGAL	2 374	490	160	IVORY COAST	12 820	1 412	475
SPAIN	58 149	25 592	8 980	KENYA	5 693	964	334
TURKEY	368 356	83 521	27 495	TANZANIA	1 500	229	79
SOVIETUNION	199 325	85 832	28 459	MADAGASCAR	5 408	797	266
CZECHOSLOVA	6 061	610	200	ECUADOR	6 080	2 315	806
HUNGARY	24 486	2 371	832	BRAZIL	3 473	447	145
EGYPT	60 079	49 376	16 294	SRI LANKA	135 617	13 614	4 670
SUDAN	110 681	49 724	16 773	THAILAND	5 518	528	193
MALI	89 663	37 142	12 645	PHILIPPINES	5 173	1 818	620
UPPER VOLTA	21 297	10 555	3 398	CHINA	787	1 270	421
CHAD	73 081	34 045	10 990	HONG KONG	200	93	30
SENEGAL	200	101	33	EXPORTS	17 962	3 825	1 285
IVORY COAST	3 696	1 707	578	FRANCE	520	303	99
TOGO	12 569	5 100	1 750	BELGIUM LUX	4 221	639	219
BENIN	69 754	30 039	10 130	NETHERLANDS	2 721	348	121
CAMEROON	16 853	7 553	2 568	ITALY	631	567	186
CENT AFR REP	35 684	13 725	4 775	DENMARK	536	133	46
ETHIOPIA	422	256	89	SWITZERLAND	593	389	137
KENYA	2 457	1 266	412	AUSTRIA	1 326	350	116
UGANDA	18 791	9 763	3 369	YUGOSLAVIA	5 403	534	179
ZIMBABWE	111 320	56 910	18 986	USA	1 387	349	111
REP S AFRICA	8 210	560	198	266 SYNTHETIC FIBRE TO SPIN			
USA	427 594	164 625	52 575	IMPORTS	1 267 275	592 955	203 228
CANADA	610	151	50	FRANCE	124 363	64 130	21 843
MEXICO	54 724	26 281	8 544	BELGIUM LUX	67 761	26 131	8 965
GUATEMALA	61 644	26 231	8 314	NETHERLANDS	167 172	76 021	26 305
EL SALVADOR	29 631	7 374	2 426	ITALY	294 221	128 201	44 195
NICARAGUA	34 379	13 785	4 661	UNTD KINGDOM	47 591	24 214	8 279
HAITI	6 510	2 893	929	IRELAND	71 969	28 499	9 736
COLOMBIA	25 291	11 912	4 130	DENMARK	41 387	15 303	5 211
PERU	43 483	24 860	8 801				
BRAZIL	226 346	75 524	25 131				
PARAGUAY	209 778	81 139	28 444				
ARGENTINA	265 648	83 122	28 419				
SYRIA	121 426	34 447	11 631				
IRAN	21 653	2 330	730				

6 IMPORTS AND EXPORTS (SPECIAL TRADE) BY GROUPS OF THE SITC-REV. II AND BY COUNTRIES OF PRODUCTION AND CONSUMPTION 1985

GROUP COUNTRY	DT * 100 KG	1 000 DM	1 000 \$	GROUP COUNTRY	DT * 100 KG	1 000 DM	1 000 \$
GRECE	7 933	3 160	1 088	SPAIN	4 396	279	97
NORWAY	169	204	65	YUGOSLAVIA	11 897	2 997	1 064
SWEDEN	7 702	2 522	847	TURKEY	1 531	182	65
SWITZERLAND	128 193	60 997	20 735	SOVIETUNION	72 040	8 335	2 873
AUSTRIA	60 887	25 978	8 951	POLAND	22 669	2 881	977
PORTUGAL	2 011	853	296	CZECHOSLOVA	7 190	1 362	487
SPAIN	4 582	1 875	624	HUNGARY	9 031	2 060	695
YUGOSLAVIA	5 581	1 720	622	ROMANIA	50 863	9 360	3 134
TURKEY	30 261	12 176	4 156	BULGARIA	37 487	8 783	3 039
POLAND	4 183	882	313	EGYPT	651	216	72
CZECHOSLOVA	27 155	7 102	2 387	REP S AFRICA	4 563	819	271
ROMANIA	117 703	40 079	13 654	USA	71 364	39 122	13 408
BULGARIA	1 625	462	163	IRAN	2 624	312	111
EGYPT	498	153	47	JAPAN	8 516	2 595	928
REP S AFRICA	1 140	679	262	AUSTRALIA	363	126	41
USA	33 467	55 036	18 778	EXPORTS	988 851	390 388	133 410
CANADA	941	275	89	FRANCE	80 386	27 970	9 619
MEXICO	777	237	87	BELGIUM LUX	105 017	34 673	11 825
BRAZIL	1 433	417	150	NETHERLANDS	76 760	16 191	5 542
JAPAN	15 509	15 206	5 264	ITALY	263 731	84 504	28 693
TAIWAN	297	86	32	UNITED KINGDOM	70 606	34 150	11 693
EXPORTS	3 278 163	1 507 279	516 167	IRELAND	50 419	7 121	2 466
FRANCE	366 902	176 533	60 739	DENMARK	2 784	1 134	390
BELGIUM LUX	316 960	157 570	53 829	GREECE	28 400	18 457	6 132
NETHERLANDS	61 639	35 413	12 149	SWEDEN	3 544	1 175	394
ITALY	668 514	291 881	99 527	FINLAND	5 092	2 410	826
UNITED KINGDOM	194 810	86 203	29 634	SWITZERLAND	32 264	15 139	5 162
IRELAND	13 027	5 640	1 967	AUSTRIA	27 606	17 117	5 892
DENMARK	14 807	6 073	2 071	PORTUGAL	15 802	7 124	2 455
GREECE	108 697	46 743	15 796	SPAIN	31 898	17 172	5 750
NORWAY	20 082	8 181	2 826	YUGOSLAVIA	31 492	20 130	6 889
SWEDEN	44 137	15 506	5 295	TURKEY	53 092	33 723	12 203
FINLAND	60 757	23 706	8 072	SOVIETUNION	38 934	14 591	4 765
SWITZERLAND	27 465	15 863	5 391	POLAND	2 448	930	291
AUSTRIA	74 320	36 666	12 526	CZECHOSLOVA	1 299	837	278
PORTUGAL	27 484	11 871	4 050	HUNGARY	10 403	6 247	2 112
SPAIN	176 546	77 100	26 191	BULGARIA	3 981	2 484	909
YUGOSLAVIA	63 400	29 525	10 158	TUNISIA	1 093	281	93
TURKEY	122 637	47 920	16 234	GHANA	358	305	93
SOVIETUNION	136 589	77 408	26 882	NIGERIA	1 304	808	288
POLAND	15 481	7 140	2 395	ZAIRE	940	819	281
CZECHOSLOVA	12 169	6 157	2 059	RWANDA	187	155	59
HUNGARY	58 437	25 355	8 519	BURUNDI	546	396	139
MOROCCO	31 176	13 651	4 748	UGANDA	499	148	51
ALGERIA	26 960	11 027	3 811	REP S AFRICA	8 114	5 494	1 851
TUNISIA	1 684	759	257	USA	21 544	6 645	2 223
EGYPT	22 288	13 129	4 608	CANADA	896	415	147
IVORY COAST	2 788	1 206	404	VENEZUELA	298	140	44
NIGERIA	8 636	4 730	1 493	ECUADOR	474	241	85
ANGOLA	3 592	1 707	586	ARGENTINA	2 067	1 281	415
ETHIOPIA	2 804	1 303	430	CYPRUS	204	129	46
KENYA	19 196	8 599	2 941	SYRIA	1 237	691	243
MADAGASCAR	5 196	2 503	829	ISRAEL	6 384	4 278	1 435
ZAMBIA	532	239	95	SOUTH YEMEN	1 997	1 873	633
ZIMBABWE	1 159	562	197	PAKISTAN	750	609	207
REP S AFRICA	18 461	10 599	3 613	BURMA	549	259	85
USA	89 060	52 945	18 217	THAILAND	568	352	122
CANADA	33 627	17 712	5 987	CHINA	196	135	43
MEXICO	1 733	1 195	422	SOUTH KOREA	991	839	254
GUATEMALA	332	181	62	NEW ZEALAND	771	374	141
COSTA RICA	202	110	38				
VENEZUELA	2 383	1 518	544	268 WOOL(Exc TOPS), ANML HAIR			
ECUADOR	11 949	6 078	2 089	IMPORTS	913 057	931 560	312 348
PERU	4 336	1 467	452	FRANCE	56 180	71 618	23 615
BRAZIL	356	193	66	BELGIUM LUX	41 234	53 292	17 778
CHILE	12 155	6 501	2 204	NETHERLANDS	27 244	14 843	5 097
BOLIVIA	2 717	1 675	551	ITALY	13 561	23 896	8 138
URUGUAY	1 540	900	314	UNITED KINGDOM	27 714	40 004	13 397
ARGENTINA	178	145	56	IRELAND	189	151	52
CYPRUS	848	426	138	DENMARK	1 362	1 359	463
LEBANON	1 124	450	146	GREECE	5 022	2 784	944
SYRIA	3 327	1 472	508	ICELAND	1 034	462	153
IRAQ	1 794	736	226	NORWAY	1 180	939	315
IRAN	84 272	39 129	14 016	SWEDEN	1 069	774	258
ISRAEL	27 038	10 305	3 451	SWITZERLAND	3 487	5 741	1 952
NORTH YEMEN	9 995	4 599	1 481	AUSTRIA	2 232	616	207
PAKISTAN	7 453	3 491	1 174	PORTUGAL	514	756	247
INDIA	3 203	1 371	467	SPAIN	9 278	6 180	2 101
BURMA	1 138	609	199	YUGOSLAVIA	296	329	116
INDONESIA	391	210	68	TURKEY	1 207	1 495	476
MALAYSIA	437	237	71	SOVIETUNION	8 036	3 603	1 301
CHINA	180 977	71 696	25 017	CZECHOSLOVA	1 255	507	174
SOUTH KOREA	555	509	168	HUNGARY	2 420	3 221	1 129
JAPAN	7 632	5 474	1 813	BULGARIA	2 012	1 374	496
TAIWAN	22 741	9 882	3 337	KENYA	569	407	135
AUSTRALIA	14 424	6 899	2 366	REP S AFRICA	118 106	121 981	40 189
NEW ZEALAND	801	520	173	USA	2 272	847	282
267 OTHER MAN-MADE FIBRES				CANADA		222	78
IMPORTS	893 484	261 572	90 265	PERU	5 084	11 978	3 923
FRANCE	42 530	10 326	3 532	BRAZIL	3 562	2 243	741
BELGIUM LUX	50 312	9 179	3 137	CHILE	24 664	19 176	6 520
NETHERLANDS	77 632	12 734	4 353	PARAGUAY	585	579	198
ITALY	10 170	2 330	789	URUGUAY	16 653	11 653	3 943
UNITED KINGDOM	60 860	28 900	9 958	ARGENTINA	43 620	38 111	12 826
DENMARK	3 471	398	132	IRAN	16	375	122
SWEDEN	38 710	11 753	4 071	PAKISTAN	5 638	2 697	915
FINLAND	94 176	29 160	10 111	INDIA	82	161	52
SWITZERLAND	9 776	1 797	605	MONGOLIA	2 710	937	324
AUSTRIA	202 550	75 326	26 233	CHINA	9 582	33 172	11 257
				SOUTH KOREA	41	315	109

6 IMPORTS AND EXPORTS (SPECIAL TRADE) BY GROUPS OF THE SITC-REV. 11 AND BY COUNTRIES OF PRODUCTION AND CONSUMPTION 1985

GROUP COUNTRY	DT * 100 KG	1 000 DM	1 000 \$	GROUP COUNTRY	DT * 100 KG	1 000 DM	1 000 \$
JAPAN	315	1 247	424	JAPAN	47	84	30
HONG KONG	78	636	214	271 FERTILIZERS, CRUDE			
AUSTRALIA	344 680	346 669	116 938	IMPORTS	19 766 979	273 951	93 474
NEW ZEALAND	127 288	103. 797	34 609	FRANCE	13 338	477	160
EXPORTS	166 560	149 015	50 409	BELGIUM LUX	23 999	2 115	733
FRANCE	7 303	13 270	4 507	NETHERLANDS	243 543	4 293	1 450
BELGIUM LUX	42 344	42 717	7 734	ITALY	16 658	644	211
NETHERLANDS	6 408	2 679	894	AUSTRIA	3 531	398	121
ITALY	53 421	54 483	18 401	ALGERIA	222 342	2 179	763
UNITD KINGDOM	5 268	5 196	1 734	TUNISIA	140 381	2 107	697
DENMARK	6 108	5 252	1 750	TOGO	557 801	7 749	2 641
GREECE	2 881	3 662	1 250	REP S AFRICA	2 003 419	30 576	10 488
ICELAND	592	517	176	USA	8 482 594	104 307	35 579
NORWAY	1 077	1 108	382	CHILE	23 456	1 179	402
SWEDEN	1 647	1 595	539	ISRAEL	1 759 987	22 942	7 759
FINLAND	2 567	2 577	879	JORDAN	104 268	1 517	535
SWITZERLAND	4 338	5 786	1 554	EXPORTS	1 676 039	12 617	4 260
AUSTRIA	13 891	12 755	4 299	FRANCE	28 275	602	196
PORTUGAL	2 823	1 535	507	BELGIUM LUX	285 870	2 805	949
SPAIN	1 059	932	312	NETHERLANDS	915 611	3 663	1 237
YUGOSLAVIA	6 226	5 750	2 040	ITALY	28 168	551	186
TURKEY	3 569	4 155	1 326	UNITD KINGDOM	170 920	1 249	450
POLAND	167	158	58	NORWAY	59 570	922	300
CZECHOSLOVA	879	680	227	SWITZERLAND	56 927	1 277	428
HUNGARY	421	469	163	AUSTRIA	26 522	646	210
BULGARIA	128	126	43	SAUDI ARABIA	99 549	725	247
MOROCCO	551	500	164	273 STONE, SAND AND GRAVEL			
TUNISIA	369	295	101	IMPORTS	138 433 194	346 228	119 403
REP S AFRICA	103	130	44	FRANCE	79 142 625	95 386	32 948
USA	714	1 024	353	BELGIUM LUX	7 446 355	23 701	8 205
MEXICO	325	212	75	NETHERLANDS	8 936 446	18 331	6 339
IRAN	50	128	45	ITALY	1 198 657	40 085	13 857
CHINA	384	217	74	UNITD KINGDOM	1 248 789	3 665	1 257
SOUTH KOREA	78	93	33	IRELAND	721 800	1 799	623
JAPAN	720	709	241	DENMARK	10 078 183	20 881	7 257
269 WASTE OF TEXTILE FABRICS				GREECE	63 959	3 593	1 204
IMPORTS	377 557	28 989	9 943	NORWAY	9 797 848	28 470	9 837
FRANCE	17 152	3 222	1 107	SWEDEN	5 434 718	31 088	10 685
BELGIUM LUX	23 192	1 371	477	FINLAND	76 513	2 486	843
NETHERLANDS	172 730	9 494	3 253	SWITZERLAND	151 650	6 401	2 213
ITALY	36 672	4 147	1 421	AUSTRIA	10 878 967	25 368	8 774
UNITD KINGDOM	11 838	922	324	PORTUGAL	80 855	5 157	1 745
DENMARK	10 046	246	86	SPAIN	26 364	880	302
GREECE	1 859	392	130	YUGOSLAVIA	11 786	449	155
SWEDEN	1 221	311	105	TURKEY	30 915	1 367	467
SWITZERLAND	25 166	1 678	577	SOVIET UNION	29 485	629	225
AUSTRIA	24 384	2 308	791	POLAND	1 987 947	1 252	446
POLAND	11 770	754	255	CZECHOSLOVA	349 365	1 109	379
CZECHOSLOVA	19 375	987	342	MOROCCO	25 809	103	33
HUNGARY	3 138	161	54	REP S AFRICA	350 728	12 439	4 284
USA	6 342	1 309	444	USA	23 566	4 506	1 525
THAILAND	94	86	31	CANADA	11 327	510	175
JAPAN	2 868	804	276	BRAZIL	60 176	4 393	1 482
HONG KONG	2 792	229	82	ARGENTINA	1 156	290	109
EXPORTS	1 665 024	195 266	66 699	INDIA	262 777	11 652	3 955
FRANCE	142 738	15 187	5 206	EXPORTS	163 660 947	270 591	93 327
BELGIUM LUX	332 534	27 403	9 374	FRANCE	2 753 827	10 510	3 610
NETHERLANDS	436 625	36 162	12 378	BELGIUM LUX	14 732 751	23 642	8 155
ITALY	398 907	44 757	15 164	NETHERLANDS	123 234 870	148 102	51 019
UNITD KINGDOM	18 371	6 121	2 085	ITALY	1 189 292	12 932	4 436
IRELAND	1 050	319	115	UNITD KINGDOM	93 220	2 028	699
DENMARK	1 121	408	141	IRELAND	6 026	168	58
GREECE	3 035	372	126	DENMARK	297 506	4 314	1 484
SWEDEN	2 024	398	134	GREECE	5 602	246	85
FINLAND	14 973	3 222	1 107	NORWAY	34 604	970	340
SWITZERLAND	29 841	2 648	973	SWEDEN	96 780	2 333	806
AUSTRIA	10 581	1 502	517	FINLAND	30 320	797	273
PORTUGAL	1 545	274	90	SWITZERLAND	17 317 973	33 884	11 837
SPAIN	51 557	7 854	2 689	AUSTRIA	3 303 970	16 011	5 523
POLAND	3 541	1 112	407	PORTUGAL	11 392	677	230
HUNGARY	2 561	406	141	SPAIN	10 353	233	79
MOROCCO	4 824	403	132	YUGOSLAVIA	176 953	2 566	895
TUNISIA	9 271	1 435	477	POLAND	30 635	689	234
EGYPT	4 145	826	270	CZECHOSLOVA	6 893	207	70
SUDAN	414	137	51	HUNGARY	23 563	505	167
GUINEA	1 967	650	209	ALGERIA	7 042	163	59
SIERRA LEONE	1 971	517	177	LIBYA	9 005	151	52
GHANA	10 804	2 784	975	EGYPT	17 124	468	162
TOGO	41 106	10 165	3 517	SUDAN	4 002	265	84
BENIN	2 883	768	278	GHANA	3 740	111	39
ZAIRE	9 469	2 421	851	NIGERIA	17 167	578	192
ETHIOPIA	2 243	2 400	746	REP S AFRICA	2 557	106	37
KENYA	969	149	53	USA	56 705	1 475	504
TANZANIA	2 035	532	188	VENEZUELA	3 985	316	112
MOZAMBIQUE	656	250	83	SYRIA	5 122	248	84
REP S AFRICA	2 082	599	203	ISRAEL	3 547	111	36
USA	6 515	3 434	1 178	SAUDI ARABIA	9 355	427	143
MEXICO	63	100	39	KUWAIT	21 267	633	213
PARAGUAY	537	126	47	SRI LANKA	7 491	229	83
LEBANON	4 908	982	342	THAILAND	9 412	258	87
SYRIA	26 933	5 208	1 745	INDONESIA	3 871	155	56
ISRAEL	475	124	43	JAKARTA	18 669	467	161
JORDAN	15 279	3 921	1 346	MALAYSIA	17 554	587	198
SAUDI ARABIA	4 506	342	119	SINGAPORE	13 952	397	133
AFGHANISTAN	21 883	3 038	1 048				
PAKISTAN	15 659	2 935	993				
INDIA	15 754	1 974	705				

6 IMPORTS AND EXPORTS (SPECIAL TRADE) BY GROUPS OF THE SITC-REV. II AND BY COUNTRIES OF PRODUCTION AND CONSUMPTION 1985

GROUP COUNTRY	DT * 100 KG	1 000 DM	1 000 \$	GROUP COUNTRY	DT * 100 KG	1 000 DM	1 000 \$
PHILIPPINES	27 336	596	204	CZECHOSLOVA	85	109	33
SOUTH KOREA	1 214	122	44	HUNGARY	9	132	44
JAPAN	6 937	217	75	BULGARIA	2	971	368
TAIWAN	800	134	45	REP S AFRICA	143	1 536	508
AUSTRALIA	2 781	152	49	USA	732	2 632	948
NEW ZEALAND	2 343	110	37	BRAZIL	5	1 369	476
				ISRAEL	5	1 565	506
				INDIA	47	1 413	440
				JAPAN	70	1 137	382
				HONG KONG	276	146	51
				AUSTRALIA	5	117	40
274 SULPHUR ETC				278 OTHER CRUDE MINERALS			
IMPORTS	4 394 223	120 016	40 632	IMPORTS	71 037 456	1 386 099	476 746
FRANCE	7 049	144	50	FRANCE	13 394 424	146 050	50 131
BELGIUM LUX	37 869	859	300	BELGIUM LUX	10 656 169	74 663	25 470
NETHERLANDS	10 896	113	43	NETHERLANDS	7 938 368	102 963	35 508
DENMARK	32 734	707	240	ITALY	1 701 465	59 972	20 608
NORWAY	67 066	604	198	UNTD KINGDOM	5 806 584	131 200	45 030
FINLAND	725 107	5 671	1 985	IRELAND	257 001	17 574	6 063
YUGOSLAVIA	879 069	9 537	3 273	DENMARK	612 759	7 429	2 560
SOVIETUNION	149 602	1 291	423	GREECE	1 986 742	58 116	19 927
POLAND	442 128	12 009	4 033	ICELAND	14 378	1 232	427
HUNGARY	3 401	211	75	NORWAY	7 673 193	66 954	23 460
USA	256 211	14 042	4 697	SWEDEN	142 648	2 908	1 023
CANADA			23 828	FINLAND	375 547	9 480	3 252
			340	SWITZERLAND	501 672	3 571	1 228
			366	AUSTRIA	4 191 578	69 363	23 728
			103 106	PORTUGAL	10 268	469	167
			4 832	SPAIN	1 949 039	62 073	21 400
			4 916	YUGOSLAVIA	117 043	2 019	719
			44 252	TURKEY	1 506 853	63 179	21 916
			367	SOVIETUNION	268 197	9 409	3 173
			9 468	POLAND	1 032 400	8 887	3 138
			12 447	CZECHOSLOVA	2 820 079	49 143	16 881
			195	HUNGARY	100 152	1 706	598
			3 680	ROMANIA	2 094	131	47
			8 753	MOROCCO	282 775	4 713	1 654
			6 494	TUNISIA	30 685	933	296
			38	SENEGAL	174 584	4 015	1 368
			514	MADAGASCAR	27 520	5 265	1 854
			441	ZIMBABWE	196 398	18 187	6 309
			74	REP S AFRICA	1 283 838	46 742	16 369
			3 515	USA	2 183 133	129 203	43 887
			365	CANADA	353 761	47 774	16 267
			81	GREENLAND	17 378	2 191	747
			43	MEXICO	377 373	11 667	4 089
			44	TRINIDAD TOB	126 033	8 082	2 816
			94	GUYANA	7 592	314	102
			42	PERU	151 573	2 408	774
			227	BRAZIL	361 015	29 428	10 172
			40	CYPRUS	9 203	1 093	377
			627	ISRAEL	253 420	30 008	10 201
			225	INDIA	59 571	4 784	1 634
			70	SR LANKA	2 478	676	230
			137	THAILAND	52 126	3 240	1 116
			50	PHILIPPINES	1 049	130	41
			35	CHINA	1 436 080	50 422	17 185
			145	NORTH KOREA	415 629	17 170	6 006
			82	SOUTH KOREA	11 037	845	288
			55	JAPAN	117 974	16 401	5 841
			31	AUSTRALIA	44 155	1 765	618
			129				
			91				
			106				
			81				
				EXPORTS	107 588 481	665 123	226 931
				FRANCE	15 653 213	102 090	34 732
				BELGIUM LUX	21 951 567	73 594	25 156
				NETHERLANDS	44 998 185	106 262	36 489
				ITALY	8 763 826	88 662	30 261
				UNTD KINGDOM	833 461	13 691	4 671
				IRELAND	195 236	2 005	685
				DENMARK	1 432 049	13 230	4 555
				GREECE	32 062	2 213	756
				ICELAND	30 560	405	136
				NORWAY	1 031 688	12 601	4 300
				SWEDEN	4 030 967	33 987	11 701
				FINLAND	1 527 455	17 264	5 933
				SWITZERLAND	1 388 725	24 099	8 247
				AUSTRIA	1 780 681	31 743	10 857
				PORTUGAL	28 140	1 958	676
				SPAIN	129 593	7 943	2 688
				YUGOSLAVIA	58 287	5 122	1 764
				TURKEY	22 679	2 392	826
				SOVIETUNION	6 429	1 741	558
				POLAND	39 117	1 735	580
				CZECHOSLOVA	53 773	3 060	1 064
				HUNGARY	145 827	4 667	1 597
				ROMANIA	12 972	654	221
				BULGARIA	23 991	2 197	741
				ALBANIA	584	106	34
				MOROCCO	11 589	569	197
				ALGERIA	58 954	2 294	794
				TUNISIA	11 680	1 544	528
				LIBYA	136 762	1 997	672
				EGYPT	13 182	1 141	381
				SUDAN	3 285	200	64
				SIERRA LEONE	7 181	196	68
				LIBERIA	39 105	1 006	339
				IVORY COAST	51 837	1 124	370
				GHANA	4 248	220	77
				TOGO	1 610	85	30
				BENIN	15 054	264	85
FRANCE	3 258	167	52				
BELGIUM LUX	78	9 841	3 302				
NETHERLANDS	4 716	696	236				
ITALY	43 327	2 790	965				
UNTD KINGDOM	925	4 915	1 704				
IRELAND	22	77 132	25 818				
GREECE	391 686	2 508	817				
SWITZERLAND	220	5 130	1 745				
AUSTRIA	664	153	60				
SPAIN	5 487	899	295				
ROMANIA	175	183	64				
LIBERIA		289	99				
ZAIRE		3 510	1 178				
REP S AFRICA	3	19 212	6 565				
USA	12 262	38 433	12 991				
ISRAEL		168	60				
INDIA	551	170	61				
EXPORTS	3 644 138	69 625	23 741				
FRANCE	20 576	4 404	488				
BELGIUM LUX	48 263	1 953	683				
NETHERLANDS	3 493 789	6 985	2 369				
ITALY	431	6 710	2 318				
UNTD KINGDOM	815	1 400	491				
IRELAND	15	765	261				
GREECE	24	11 090	3 758				
SWITZERLAND	75 237	4 859	1 669				
AUSTRIA	1 226	13 565	4 607				
PORTUGAL	69	4 787	1 671				
SPAIN	226	1 901	648				
YUGOSLAVIA	224	721	254				
TURKEY	502	1 463	501				
POLAND		190	60				

6 IMPORTS AND EXPORTS (SPECIAL TRADE) BY GROUPS OF THE SITC-REV. II AND BY COUNTRIES OF PRODUCTION AND CONSUMPTION 1985

GROUP COUNTRY	DT * 100 KG	1 000 DM	1 000 \$	GROUP COUNTRY	DT * 100 KG	1 000 DM	1 000 \$
NIGERIA	761 227	20 628	6 641	FINLAND	1 104	111	36
CAMEROON	34 158	1 243	426	SWITZERLAND	144 581	22 849	7 694
GABON	25 427	700	250	AUSTRIA	79 760	6 299	2 126
CONGO	16 011	499	168	PORTUGAL	1 674	270	92
ZAIRE	1 055	264	80	SPAIN	4 387	757	260
RWANDA	15 181	264	89	YUGOSLAVIA	18 409	2 977	1 003
ANGOLA	2 652	574	196	TURKEY	33 256	5 981	2 065
KENYA	2 442	97	35	SOVIETUNION	818 124	13 850	4 755
REUNION	16 362	358	123	POLAND	67 772	1 818	651
MAURITIUS	2 857	101	33	CZECHOSLOVA	151 043	8 127	2 760
ZIMBABWE	89 658	1 149	409	HUNGARY	76 118	2 846	970
REP S AFRICA	29 678	2 572	863	MOROCCO	18 298	507	167
USA	165 352	8 317	3 128	ALGERIA	33 556	1 182	380
CANADA	3 266	253	91	TUNISIA	474	140	45
MEXICO	2 247	342	121	NIGERIA	4 177	352	139
GUATEMALA	815	233	78	REP S AFRICA	17 131	2 982	1 031
HONDURAS	302	199	62	USA	248 147	48 409	15 803
COSTA RICA	2 870	146	47	CANADA	14 054	3 762	1 241
CUBA	1 429	135	44	PANAMA	6 084	148	45
MARTINIQUE	11 401	286	100	NETH ANTILL	979	444	146
NETH ANTILL	5 330	264	90	ISRAEL	39 350	1 269	434
COLOMBIA	3 978	801	267	KUWAIT	1 738	371	119
VENEZUELA	11 295	1 394	478	JAPAN	2 884	146	50
SURINAME	23 010	536	199	TAIWAN	1 197	220	77
ECUADOR	883	150	48	HONG KONG	1 131	215	69
PERU	2 601	269	90	AUSTRALIA	7 170	1 161	383
BRAZIL	5 070	1 478	516				
CHILE	1 507	281	94	EXPORTS	34 068 813	1 223 759	414 860
URUGUAY	1 309	168	56				
ARGENTINA	4 487	661	235	FRANCE	1 687 570	56 513	19 184
LEBANON	15 747	141	54	BELGIUM LUX	5 523 947	188 599	63 777
SYRIA	16 410	406	141	NETHERLANDS	2 605 769	126 536	42 080
IRAQ	20 647	1 129	432	ITALY	18 936 734	615 375	210 000
IRAN	37 408	2 438	835	UNITD KINGDOM	172 752	8 691	2 787
ISRAEL	46 916	854	285	DENMARK	123 883	3 978	1 384
JORDAN	1 965	91	30	SWEDEN	654 165	88 161	29 769
SAUDI ARABIA	89 169	4 086	1 482	SWITZERLAND	1 847 159	49 439	16 927
KUWAIT	2 610	275	95	AUSTRIA	864 924	27 527	9 198
BAHRAIN	15 329	215	67	SPAIN	527 924	26 107	8 789
ARAB EMIRAT	21 689	462	160	TURKEY	102 764	3 092	949
NORTH YEMEN	7 342	168	64	CZECHOSLOVA	371 211	9 009	3 081
PAKISTAN	2 327	343	116	USA	973	1 058	409
INDIA	5 237	1 238	415	PAKISTAN	40 544	1 107	434
BANGLADESH	5 463	228	73	INDIA	606 997	18 435	6 054
SRI LANKA	36 119	1 094	366				
BURMA	2 190	90	35	286 URANIUM, THORIUM ORE, CONC			
THAILAND	2 381	347	117				
INDONESIA	19 265	886	281	287 BASE METAL ORES, CONC NES			
MALAYSIA	613 986	14 260	4 868				
SINGAPORE	570 217	13 648	4 485	IMPORTS	74 468 661	2 732 042	936 461
PHILIPPINES	44 786	1 325	459				
SOUTH KOREA	10 706	987	333	FRANCE	43 989	16 849	5 848
JAPAN	45 990	3 667	1 328	BELGIUM LUX	39 465	35 006	12 002
TAIWAN	5 000	571	189	NETHERLANDS	398 963	71 505	24 236
HONG KONG	38 900	610	212	ITALY	1 948 176	100 184	33 898
AUSTRALIA	9 197	1 848	639	UNITD KINGDOM	16 836	12 078	4 086
PAPUA NEW G	40 461	1 321	462	IRELAND	1 416 893	77 705	25 979
NEW ZEALAND	5 520	329	112	DENMARK	4 401	455	165
FJI	27 769	945	321	GREECE	602 517	7 298	2 456
FR POLYNESIA	21 239	430	138	NORWAY	3 075 797	52 225	17 804
				SWEDEN	1 070 397	86 388	30 120
281 IRON ORE, CONCENTRATES				FINLAND	61 054	4 651	1 633
				SWITZERLAND	780	523	174
IMPORTS	450 836 354	3 284 048	1 123 568	AUSTRIA	2 864	352	118
FRANCE	88 682	393	131	PORTUGAL	1 224	1 733	586
BELGIUM LUX	221 176	286	99	SPAIN	54 472	6 923	2 383
NETHERLANDS	89 633	1 616	561	YUGOSLAVIA	1 224 068	27 888	9 710
DENMARK	21 313	207	72	TURKEY	722 463	33 029	11 173
NORWAY	16 671 946	132 635	44 060	SOVIETUNION	457	620	220
SWEDEN	41 579 465	277 547	95 266	POLAND	658 007	53 856	19 611
SPAIN	2 436 300	9 292	3 102	CZECHOSLOVA	59 430	5 310	1 823
MAURITANIA	5 993 356	40 766	13 964	HUNGARY	6 920	1 208	405
LIBERIA	64 756 372	466 203	160 572	BULGARIA	903	494	156
REP S AFRICA	9 992 414	72 957	25 339	ALBANIA	842 359	21 018	7 279
CANADA	66 701 001	490 467	167 100	MOROCCO	198 803	19 223	6 567
VENEZUELA	5 578 678	39 823	13 600	GUINEA	14 113 829	205 343	70 096
PERU	839 457	6 616	2 199	SIERRA LEONE	6 977 721	63 478	21 209
BRAZIL	165 001 579	1 233 772	423 453	GHANA	314 605	4 654	1 551
BAHRAIN	1 268 336	10 374	3 601	NIGERIA	500	725	262
AUSTRALIA	69 593 408	501 019	170 421	GABON	221 564	1 627	532
EXPORTS	194 850	1 126	393	CONGO	5 068	924	311
FRANCE	51 036	261	91	ZAIRE	1 620	3 466	1 124
BELGIUM LUX	103 592	174	61	RWANDA	2 552	3 930	1 295
NETHERLANDS	5 159	147	53	BURUNDI	56	287	92
AUSTRIA	29 346	346	121	MOZAMBIQUE	35	246	80
				MADAGASCAR	52 752	1 474	569
282 IRON AND STEEL SCRAP				ZIMBABWE	2 176	827	300
				REP S AFRICA	4 092 763	86 142	29 600
IMPORTS	16 108 395	562 231	190 594	USA	287 526	78 724	27 119
FRANCE	2 496 532	83 041	28 182	CANADA	3 645 471	247 707	85 422
BELGIUM LUX	1 828 681	55 991	18 997	GREENLAND	678 348	44 594	16 122
NETHERLANDS	5 147 435	143 424	49 046	MEXICO	1 246 855	120 493	41 143
ITALY	57 465	11 102	3 707	HONDURAS	376 711	29 627	10 219
UNITD KINGDOM	2 376 674	78 476	26 722	CUBA	34 510	1 133	344
IRELAND	30 369	968	325	JAMAICA	342 327	11 074	3 857
DENMARK	2 232 657	55 366	18 862	GUYANA	2 419 486	49 296	16 870
GREECE	1 941	258	85	PERU	816 800	87 149	29 791
ICELAND	10 654	163	65	BRAZIL	1 924 370	29 450	9 913
NORWAY	34 916	2 174	730	CHILE	653 062	115 604	39 469
SWEDEN	96 268	3 800	1 253	BOLIVIA	53 328	16 993	5 586
				ARGENTINA	70 266	8 146	2 596
				CYPRUS	6 880	967	385
				IRAN	3 172	197	69
				INDIA	292 271	5 739	1 800

6 IMPORTS AND EXPORTS (SPECIAL TRADE) BY GROUPS OF THE SITC-REV. 11 AND BY COUNTRIES OF PRODUCTION AND CONSUMPTION 1985

GROUP COUNTRY	DT * 100 KG	1 000 DM	1 000 \$	GROUP COUNTRY	DT * 100 KG	1 000 DM	1 000 \$
SRI LANKA	468 371	5 667	2 030	USA	571 311	233 099	81 603
BURMA	38 807	6 414	2 356	CANADA	1 838 549	147 704	50 558
THAILAND	153 466	17 122	5 891	MEXICO	1 891	1 657	552
INDONESIA	2 573	3 905	1 266	BERMUDA	304	232	81
MALAYSIA	19 679	316	111	GUATEMALA	420	128	45
PHILIPPINES	213 833	5 980	2 085	NICARAGUA	1 566	205	72
MONGOLIA	72 422	8 691	2 685	COSTA RICA	361	104	37
CHINA	1 104 201	64 082	21 969	CUBA	1 768	220	76
SOUTH KOREA	1 200	2 080	698	HAITI	384	122	42
JAPAN	710	928	312	DOMINIC REP	293	88	30
HONG KONG	100	173	61	JAMAICA	626	231	81
AUSTRALIA	19 511 983	494 401	169 251	BARBADOS	397	117	37
PAPUA NEW G	1 793 075	265 668	91 560	TRINIDAD TOB	567	192	65
EXPORTS	5 881 912	551 736	185 746	NETH ANTILL	1 264	343	115
FRANCE	659 930	45 594	15 498	COLOMBIA		145	44
BELGIUM LUX	746 420	69 219	23 251	VENEZUELA	945	220	71
NETHERLANDS	601 517	86 228	28 921	SURINAME	1 389	335	117
ITALY	314 206	38 032	13 113	PERU	3 399	1 362	489
UNITED KINGDOM	122 686	20 264	7 062	BRAZIL	12 023	844	325
IRELAND	39	80	30	CHILE	1 427	492	177
DENMARK	20 961	927	326	ARGENTINA	2 430	4 131	1 360
GREECE	2 018	130	44	CYPRUS	2 422	566	189
NORWAY	3 498	498	166	LEBANON	20 633	7 093	2 419
SWEDEN	32 846	3 090	1 058	SYRIA	677	274	94
FINLAND	43 026	2 717	922	IRAQ	136	84	33
SWITZERLAND	28 865	3 025	1 046	IRAN	4 868	148	59
AUSTRIA	1 013 222	69 385	23 239	ISRAEL	55 926	14 160	4 819
PORTUGAL	9 457	999	344	JORDAN	46 481	17 804	5 948
SPAIN	40 240	5 686	1 969	SAUDI ARABIA	27 354	10 763	3 625
YUGOSLAVIA	64 535	6 434	2 221	KUWAIT	29 911	9 890	3 359
TURKEY	22 888	1 331	450	BAHRAIN	2 473	416	151
SOVIET UNION	5 087	6 197	2 004	ARAB EMIRAT	19 519	5 713	1 997
POLAND	12 391	1 176	389	SOUTH YEMEN	354	120	39
CZECHOSLOVAKIA	27 821	2 768	938	PAKISTAN	2 518	1 147	363
HUNGARY	47 754	4 516	1 551	INDIA	20 960	3 105	1 032
ROMANIA	14 330	1 152	372	THAILAND	8 471	8 803	3 252
BULGARIA	30 424	3 184	1 081	LAOS	491	91	33
EGYPT	4 414	452	152	INDONESIA	582	247	87
REP S AFRICA	3 336	555	194	MALAYSIA	14 646	3 418	1 048
USA	58 193	77 495	25 422	SINGAPORE	4 319	1 432	450
CANADA	1 889 093	87 156	29 473	SOUTH KOREA	2 157	1 472	470
MEXICO	6 457	1 920	644	JAPAN	2 280	14 066	4 482
COLOMBIA	1 806	232	79	TAIWAN	2 317	682	243
VENEZUELA	16 949	1 815	603	HONG KONG	1 521	510	175
BRAZIL	8 428	1 377	472	AUSTRALIA	213 489	5 265	1 796
CHILE	388	102	34	NEW ZEALAND	328	87	33
ARGENTINA	3 412	542	185	EXPORTS	4 944 054	688 868	233 288
IRAN	1 551	310	107	FRANCE	237 938	67 839	22 723
ISRAEL	1 769	362	123	BELGIUM LUX	1 072 055	110 836	37 195
SAUDI ARABIA	3 353	291	95	NETHERLANDS	746 550	126 092	42 805
PAKISTAN	2 020	363	126	ITALY	721 237	156 644	53 090
INDIA	5 114	1 289	437	UNITED KINGDOM	120 633	24 870	8 660
SINGAPORE	548	189	59	IRELAND	2 600	508	176
CHINA	1 000	448	136	DENMARK	64 276	15 450	5 360
SOUTH KOREA	202	97	32	NORWAY	2 649	1 821	607
JAPAN	4 596	3 151	1 053	SWEDEN	387 209	66 062	22 407
TAIWAN	278	112	39	FINLAND	68 394	6 047	2 103
HONG KONG	747	176	59	SWITZERLAND	48 329	6 111	2 085
AUSTRALIA	799	185	65	AUSTRIA	266 546	63 945	21 594
288 NONFERR METAL SCRAP NES				SPAIN	55 084	10 102	3 402
IMPORTS	10 576 222	2 174 349	743 564	TURKEY	3 539	1 509	522
FRANCE	986 910	264 594	90 175	SOVIET UNION	162	107	35
BELGIUM LUX	490 165	104 237	35 573	CZECHOSLOVAKIA	10 930	923	304
NETHERLANDS	1 354 656	308 895	105 179	HUNGARY	21 706	7 519	2 492
ITALY	299 163	71 475	24 279	NIGERIA	1 050	129	40
UNITED KINGDOM	1 264 771	346 926	118 570	USA	3 977	3 858	1 396
IRELAND	39 219	8 598	2 832	CANADA	2 389	434	152
DENMARK	288 081	72 798	24 940	ARAB EMIRAT	542	101	39
GREECE	27 412	3 361	1 126	PAKISTAN	18 414	2 206	738
ICELAND	2 384	293	96	INDIA	29 485	5 873	2 017
NORWAY	165 065	35 230	12 047	JAPAN	8 800	2 684	967
SWEDEN	64 375	17 162	5 946	TAIWAN	42 922	6 721	2 217
FINLAND	58 269	6 013	2 119	289 PREC METAL ORE, WASTE NES			
SWITZERLAND	256 380	87 674	29 530	IMPORTS	157 072	483 966	163 610
AUSTRIA	365 569	79 919	26 762	FRANCE	279	2 622	885
PORTUGAL	12 720	3 032	999	BELGIUM LUX	463	12 684	4 339
SPAIN	13 070	27 263	9 813	NETHERLANDS	1 780	19 636	6 819
MALTA	2 267	309	110	ITALY	141	3 666	1 217
YUGOSLAVIA	4 743	1 623	564	UNITED KINGDOM	1 223	41 584	14 126
TURKEY	10 392	1 179	395	IRELAND	315	3 333	1 132
SOVIET UNION	489 518	45 834	16 093	DENMARK	153	5 745	1 980
POLAND	18 582	3 223	1 095	GREECE	2 077	696	254
CZECHOSLOVAKIA	58 037	6 513	2 284	ICELAND	1 003	354	119
HUNGARY	133 726	20 897	7 148	NORWAY	131	3 584	1 189
ROMANIA	381	5 448	2 141	SWEDEN	657	8 813	2 935
BULGARIA	24 370	3 770	1 315	FINLAND	25	2 835	910
ALBANIA	2 788	1 021	406	SWITZERLAND	2 166	10 842	3 646
MOROCCO	5 548	1 910	641	AUSTRIA	517	12 090	4 132
TUNISIA	4 901	1 651	552	PORTUGAL	719	32 688	10 092
EGYPT	5 321	753	270	SPAIN		874	191
IVORY COAST	780	256	90	YUGOSLAVIA	22	4 514	1 543
GHANA	3 032	644	228	SOVIET UNION	34	661	215
NIGERIA	54 235	11 208	3 874	POLAND	24	1 338	441
ZAIRE	8 647	3 161	1 023	CZECHOSLOVAKIA		304	98
KENYA	4 663	1 532	531	HUNGARY	26	10 465	3 609
TANZANIA	300	119	41	BULGARIA	155	516	182
MAURITIUS	1 387	305	103	EGYPT	2	3 027	1 083
ZIMBABWE	10 642	2 224	724	CENT AFR REP	138	1 637	530
REP S AFRICA	1 113 703	123 417	41 590	ZAMBIA		540	173

6 IMPORTS AND EXPORTS (SPECIAL TRADE) BY GROUPS OF THE SITC-REV. 11 AND BY COUNTRIES OF PRODUCTION AND CONSUMPTION 1985

GROUP COUNTRY	DT = 100 KG	1 000 DM	1 000 \$	GROUP COUNTRY	DT = 100 KG	1 000 DM	1 000 \$
REP S AFRICA	63	2 825	994	BELGIUM LUX	395 304	26 470	9 124
USA	4 947	156 095	52 040	NETHERLANDS	180 953	35 626	12 178
CANADA	336	16 662	5 814	ITALY	65 551	26 926	9 210
MEXICO	176	19 581	6 551	UNTD KINGDOM	10 268	6 971	2 390
PERU	11 223	13 108	4 486	IRELAND	438	581	209
BRAZIL		251	79	DENMARK	95 413	17 336	5 950
CHILE	130 340	64 869	23 005	GREECE	6 192	2 651	905
BOLIVIA	28	1 356	531	NORWAY	5 266	4 159	1 424
IRAQ		541	191	SWEDEN	7 785	5 944	2 042
ISRAEL	7	659	219	FINLAND	2 437	3 603	1 195
SAUDI ARABIA	65	317	122	SWITZERLAND	17 695	27 951	9 624
PAKISTAN		3 744	1 199	AUSTRIA	91 278	33 973	11 640
MALAYSIA	3	205	68	PORTUGAL	13 287	5 219	1 803
SINGAPORE	331	927	313	SPAIN	24 976	7 921	2 703
PHILIPPINES	262	365	125	YUGOSLAVIA	5 250	4 955	1 728
JAPAN	150	5 672	1 940	TURKEY	928	1 852	630
TAIWAN		154	55	POLAND	8	93	33
EXPORTS	4 513	13 661	4 575	CZECHOSLOVA	3 513	424	151
FRANCE	55	174	59	HUNGARY	1 051	1 446	541
BELGIUM LUX	1 342	2 961	1 006	MOROCCO	64	131	44
NETHERLANDS	144	919	312	ALGERIA	149	371	112
UNTD KINGDOM	2 571	3 474	1 199	EGYPT	118	394	129
DENMARK	135	150	51	REP S AFRICA	5 333	5 989	1 982
SWITZERLAND	65	458	166	USA	33 581	42 666	14 545
SPAIN	141	5 418	1 744	CANADA	188	858	289
				MEXICO	227	558	196
				COLOMBIA	18	133	48
				SURINAME	11	86	30
				BRAZIL	5 608	2 489	856
				URUGUAY	363	121	39
				CYPRUS		162	64
				LEBANON	26	91	32
				IRAQ	75	281	94
				ISRAEL	151	311	106
				SAUDI ARABIA		126	49
				INDIA	43	153	54
				SRI LANKA	27	172	56
				SINGAPORE	167	965	302
				CHINA	1 537	1 225	449
				SOUTH KOREA	1 238	4 541	1 520
				JAPAN	1 391	8 243	2 859
				TAIWAN	1 858	7 434	2 447
				HONG KONG	613	2 432	820
				AUSTRALIA	13	130	42
291 CRUDE ANIMAL MTRIALS NES				292 CRUDE VEG MATERIALS NES			
IMPORTS	2 871 767	762 255	261 797	IMPORTS	5 691 747	3 096 696	1 055 601
FRANCE	70 685	50 506	17 076	FRANCE	191 248	88 509	29 937
BELGIUM LUX	91 460	12 434	4 286	BELGIUM LUX	149 654	47 822	16 487
NETHERLANDS	1 146 357	76 315	26 137	NETHERLANDS	2 892 990	1 809 925	616 932
ITALY	139 483	12 385	4 253	ITALY	240 769	174 259	59 486
UNTD KINGDOM	27 682	11 681	3 984	UNTD KINGDOM	28 779	12 259	4 298
IRELAND	6 972	1 901	650	IRELAND	3 484	1 142	405
DENMARK	201 949	36 953	12 744	DENMARK	556 877	221 429	76 160
GREECE	1 266	2 202	754	GREECE	11 295	8 227	2 915
ICELAND	332	1 760	612	ICELAND	2 610	247	81
NORWAY	511	387	124	NORWAY	2 619	1 099	392
SWEDEN	6 494	2 476	833	SWEDEN	5 630	6 772	2 278
FINLAND	3 129	528	178	FINLAND	5 534	4 256	1 498
SWITZERLAND	73 514	7 207	2 503	SWITZERLAND	13 586	19 246	6 669
AUSTRIA	162 737	11 721	3 976	AUSTRIA	31 498	7 802	2 770
PORTUGAL	7 954	9 919	3 372	PORTUGAL	3 732	2 347	781
SPAIN	14 422	4 478	1 522	SPAIN	63 635	41 892	14 174
YUGOSLAVIA	43 270	14 989	5 133	YUGOSLAVIA	38 588	15 305	5 251
TURKEY	15 862	30 448	10 429	TURKEY	27 638	9 446	3 258
SOVIET UNION	76 017	8 224	2 878	SOVIET UNION	2 848	1 017	337
POLAND	57 153	26 373	9 063	POLAND	98 933	19 393	6 457
CZECHOSLOVA	63 606	12 459	4 273	CZECHOSLOVA	22 352	6 207	2 071
HUNGARY	74 273	67 988	23 714	HUNGARY	67 666	18 193	6 248
ROMANIA	6 836	3 388	1 152	ROMANIA	10 854	3 709	1 308
MOROCCO	325	144	50	BULGARIA	27 516	10 023	3 528
TUNISIA	78	913	327	ALBANIA	8 046	3 207	1 113
EGYPT	3 046	664	229	CANARY IS	6 290	13 807	4 622
SUDAN	2 032	291	105	MOROCCO	6 861	5 994	2 068
TANZANIA	51	587	168	TUNISIA	616	1 050	330
ZIMBABWE	50	804	292	EGYPT	15 619	8 574	2 913
REP S AFRICA	1 080	1 522	531	SUDAN	30 400	16 387	5 675
BOTSWANA	24	561	199	MAURITANIA	2 528	1 077	340
USA	132 072	45 710	15 659	MALI	3 687	732	255
CANADA	5 939	9 700	3 330	CHAD	939	426	145
MEXICO	479	239	79	SENEGAL	400	306	102
CUBA	4 826	491	166	SIERRA LEONE	2 727	748	258
COLOMBIA	143	159	54	IVORY COAST	4 498	3 145	1 081
VENEZUELA	2 070	299	104	TOGO	113	175	60
PERU	1 723	1 062	373	NIGERIA	13 032	8 015	2 664
BRAZIL	88 549	18 014	6 250	CAMEROON	1 652	1 618	525
CHILE	20 945	3 181	1 079	ZAIRE	10 406	5 705	1 982
PARAGUAY	1 365	140	53	RWANDA	1 108	877	307
URUGUAY	47 481	7 309	2 548	ETHIOPIA	2 719	1 764	613
ARGENTINA	68 324	6 718	2 282	SOMALIA	604	527	182
CYPRUS	2	142	46	KENYA	39 519	24 983	8 643
LEBANON	1 009	5 821	1 983	TANZANIA	3 422	2 365	809
SYRIA	399	2 207	728	MADAGASCAR	5 175	2 711	915
IRAN	5 458	23 525	8 030	MAURITIUS	60	162	56
ISRAEL	796	177	61	ZIMBABWE	310	467	171
KUWAIT	87	523	176	REP S AFRICA	40 032	23 233	7 972
ARAB EMIRAT	842	4 481	1 518	USA	73 276	73 651	25 151
AFGHANISTAN	1 084	4 921	1 695	CANADA	7 912	5 274	1 754
PAKISTAN	19 399	4 196	1 469	MEXICO	10 774	13 673	4 547
INDIA	1 523	110	38	GUATEMALA	5 575	8 539	2 833
THAILAND	4 901	8 790	2 964	HONDURAS	597	781	267
VIETNAM	1 392	2 069	712	EL SALVADOR	190	546	188
INDONESIA	730	583	211				
SINGAPORE	425	398	132				
PHILIPPINES	2 030	309	106				
MONGOLIA	513	829	298				
CHINA	129 729	139 215	47 859				
NORTH KOREA	4 095	513	181				
SOUTH KOREA	11	123	40				
JAPAN	607	1 171	402				
TAIWAN	3 741	5 460	1 865				
HONG KONG	1 505	2 614	915				
AUSTRALIA	6 728	15 563	5 363				
NEW ZEALAND	11 342	32 564	11 226				
EXPORTS	1 497 667	358 582	122 856				
FRANCE	516 735	63 602	21 943				

6 IMPORTS AND EXPORTS (SPECIAL TRADE) BY GROUPS OF THE SITC-REV. II AND BY COUNTRIES OF PRODUCTION AND CONSUMPTION 1985

GROUP COUNTRY	DT * 100 KG	1 000 DM	1 000 \$	GROUP COUNTRY	DT * 100 KG	1 000 DM	1 000 \$
COSTA RICA	10 982	12 645	4 281	ECUADOR	96	224	78
HAITI	559	250	87	PERU	548	2 411	859
DOMINIC REP	158	163	52	BRAZIL	4 380	5 388	1 858
JAMAICA	192	153	51	CHILE	839	977	328
COLOMBIA	18 800	25 549	8 741	BOLIVIA	81	456	146
VENEZUELA	78	129	45	PARAGUAY	99	110	39
ECUADOR	2 478	1 220	422	URUGUAY	415	731	242
PERU	1 264	1 956	676	ARGENTINA	5 484	5 506	1 933
BRAZIL	10 795	6 002	2 006	CYPRUS	927	421	148
CHILE	5 387	1 769	603	LEBANON	567	615	198
PARAGUAY	1 697	1 287	426	SYRIA	33	108	40
URUGUAY	151	392	132	IRAQ	232	444	165
ARGENTINA	22 298	12 249	4 011	IRAN	1 552	1 585	558
CYPRUS	283	101	33	ISRAEL	1 925	3 107	1 071
IRAQ	422	344	116	SAUDI ARABIA	94	552	187
IRAN	8 387	9 500	3 227	KUWAIT	38	131	43
ISRAEL	82 448	76 992	25 807	ARAB EMIRAT	112	178	60
ARAB EMIRAT	132	180	62	NORTH YEMEN	332	689	241
SOUTH YEMEN	587	586	196	PAKISTAN	598	371	129
AFGHANISTAN	1 866	842	274	INDIA	1 817	1 956	682
PAKISTAN	28 961	6 090	2 092	BANGLADESH	60	109	39
INDIA	162 330	54 641	18 751	SRI LANKA	74	90	30
SRI LANKA	9 580	1 412	468	THAILAND	197	342	112
THAILAND	16 836	21 950	7 345	INDONESIA	868	1 278	464
INDONESIA	30 803	11 514	3 867	MALAYSIA	73	134	44
MALAYSIA	14 156	1 088	384	SINGAPORE	1 545	647	223
SINGAPORE	7 712	7 522	2 563	PHILIPPINES	220	380	145
PHILIPPINES	665	296	105	CHINA	552	530	179
CHINA	52 288	17 159	5 849	SOUTH KOREA	1 577	3 959	1 331
NORTH KOREA	812	566	189	JAPAN	4 516	11 577	3 928
SOUTH KOREA	4 556	19 753	6 684	TAIWAN	104	277	92
JAPAN	2 019	10 217	3 497	HONG KONG	1 076	1 243	427
TAIWAN	4 943	3 606	1 236	AUSTRALIA	1 905	3 603	1 255
HONG KONG	4 832	3 249	1 077	NEW ZEALAND	248	442	150
AUSTRALIA	371 088	21 246	6 952				
NEW ZEALAND	4 970	2 429	829				
FIJ:	118	107	39				
EXPORTS	869 293	752 826	257 219	IMPORTS	124 157 998	1 615 726	556 725
FRANCE	99 057	94 133	31 637	FRANCE	4 369 936	109 092	38 287
BELGIUM LUX	47 005	25 049	8 590	BELGIUM LUX	4 284 687	76 377	26 150
NETHERLANDS	137 684	75 259	26 193	NETHERLANDS	1 382 640	14 157	4 862
ITALY	70 602	74 588	25 548	ITALY	36 951	2 496	850
UNTD KINGDOM	25 898	38 883	13 529	UNTD KINGDOM	1 992 373	28 997	10 228
IRELAND	2 298	2 064	640	NORWAY	756 851	15 554	5 340
DENMARK	59 731	43 757	14 790	AUSTRIA	94 015	1 244	426
GREECE	6 892	5 161	1 706	SOVIETUNION	5 673 450	64 490	22 058
ICELAND	515	505	167	POLAND	27 917 366	419 057	144 515
NORWAY	14 210	8 359	2 929	CZECHOSLOVA	27 895 635	188 187	64 652
SWEDEN	62 616	24 350	8 373	REP S AFRICA	31 956 192	409 558	142 377
FINLAND	15 798	10 750	3 714	USA	7 900 733	133 065	44 595
SWITZERLAND	117 375	76 000	26 088	CANADA	2 346 800	37 782	13 237
AUSTRIA	73 049	58 556	20 084	COLOMBIA	190 831	2 721	882
PORTUGAL	2 119	5 351	1 764	INDIA	30 876	268	87
SPAIN	12 841	20 404	6 880	CHINA	88 397	1 625	522
YUGOSLAVIA	3 098	5 436	1 858	AUSTRALIA	7 238 705	111 004	37 643
TURKEY	2 163	3 312	1 079	EXPORTS	94 938 662	2 209 279	751 448
SOVIETUNION	3 623	5 229	1 822	FRANCE	31 586 321	858 737	291 908
POLAND	6 149	4 624	1 517	BELGIUM LUX	23 151 153	593 024	201 713
CZECHOSLOVA	4 807	6 627	2 248	NETHERLANDS	13 324 252	186 184	63 830
HUNGARY	5 352	17 124	5 790	ITALY	16 928 763	296 533	100 498
ROMANIA	1 329	1 724	586	UNTD KINGDOM	3 553 786	119 210	40 843
BULGARIA	8 090	2 096	704	IRELAND	87 500	2 903	933
ALBANIA	44	138	49	DENMARK	77 767	2 151	724
CANARY IS	350	299	98	GREECE	14 573	499	174
MOROCCO	3 443	3 465	1 162	NORWAY	728 063	21 479	7 270
ALGERIA	824	730	254	SWITZERLAND	1 456 115	37 900	12 934
TUNISIA	700	1 198	427	AUSTRIA	2 947 691	60 862	20 412
LIBYA	175	242	90	PORTUGAL	19 669	462	160
EGYPT	892	968	335	SPAIN	298 227	5 398	1 874
UPPER VOLTA	35	110	36	CZECHOSLOVA	13 037	610	203
IVORY COAST	184	214	72	HUNGARY	138 476	4 054	1 381
GHANA	342	968	338	ROMANIA	27 148	1 179	415
TOGO	119	666	231	ALBANIA	12 595	245	79
NIGERIA	2 183	8 280	2 776	CANARY IS	10 160	291	99
CAMEROON	908	2 691	897	MOROCCO	57 026	1 176	410
GABON	242	202	64	ALGERIA	4 783	274	86
CONGO	124	407	149	EGYPT	5 263	316	110
ZAIRE	285	843	300	ANGOLA	3 000	127	41
RWANDA	51	112	45	CUBA	2 534	137	48
BURUNDI	350	763	256	BRAZIL	132 000	4 138	1 411
ANGOLA	197	381	125	ARGENTINA	9 561	873	284
ETHIOPIA	174	392	124	CYPRUS	9 277	258	87
KENYA	310	1 234	433	LEBANON	9 078	244	87
TANZANIA	110	271	87	SYRIA	8 700	465	160
MADAGASCAR	81	216	74	IRAQ	12 184	175	65
ZAMBIA	247	691	228	IRAN	4 582	329	107
ZIMBABWE	125	664	232	ISRAEL	15 038	311	108
REP S AFRICA	4 983	11 323	3 803	JORDAN	3 476	187	65
USA	20 047	30 337	10 425	SAUDI ARABIA	179 850	5 463	1 877
CANADA	4 111	4 536	1 566	KUWAIT	12 444	286	96
MEXICO	3 786	5 162	1 722	QATAR	1 605	86	31
GUATEMALA	163	270	92	ARAB EMIRAT	4 312	200	70
EL SALVADOR	89	208	71	OMAN	6 968	146	51
COSTA RICA	195	255	81	AUSTRALIA	60 809	1 761	601
PANAMA	114	169	57				
CUBA	1 214	1 621	512				
HAITI	204	310	101	323 BRIQUETS, COKE, SEMI-COKE			
DOMINIC REP	125	178	61	IMPORTS	8 514 597	232 943	80 359
TRINIDAD TOB	102	263	94	FRANCE	2 219 858	67 681	22 944
COLOMBIA	1 566	3 101	1 087	BELGIUM LUX	2 319 731	66 038	22 537
VENEZUELA	4 044	7 925	2 643				
SURINAME	64	144	44				

6 IMPORTS AND EXPORTS (SPECIAL TRADE) BY GROUPS OF THE SITC-REV. 11 AND BY COUNTRIES OF PRODUCTION AND CONSUMPTION 1985

GROUP COUNTRY	DT = 100 KG	1 000 DM	1 000 \$	GROUP COUNTRY	DT = 100 KG	1 000 DM	1 000 \$
NETHERLANDS	1 279 009	36 853	12 724	POLAND	1 324 638	89 303	30 257
UNTD KINGDOM	1 255 546	34 082	12 009	CZECHOSLOVA	5 257 406	306 487	103 693
NORWAY	127 374	2 004	666	HUNGARY	1 256 412	90 223	31 325
SWITZERLAND	6 559	163	56	ROMANIA	1 741 403	129 956	43 292
AUSTRIA	47 158	1 167	401	BULGARIA	1 159 840	79 188	29 087
YUGOSLAVIA	28 621	515	165	MOROCCO	125 979	9 682	3 299
POLAND	48 508	1 328	470	LIBYA	18 184 848	1 196 034	408 424
CZECHOSLOVA	448 443	8 496	2 927	EGYPT	3 486 641	228 401	78 680
REP S AFRICA	276 046	4 546	1 703	CAMEROON	192 380	15 335	4 753
USA	99 277	1 656	591	SIERRA LEONE	54 322	2 478	888
CANADA	159 409	4 370	1 697	ANGOLA	779 380	34 772	12 707
CHILE	45 876	688	274	REP S AFRICA	1 043 866	46 332	17 211
ARGENTINA	121 909	2 482	861	USA	30 494	2 495	933
AUSTRALIA	27 461	784	301	CANADA	1 773 496	203 114	67 621
EXPORTS	64 478 090	2 150 859	732 195	BERMUDA	327	206	71
FRANCE	15 331 910	535 349	180 516	CUBA	16 150	1 227	371
BELGIUM LUX	20 177 103	733 711	250 273	BAHAMAS	390 049	31 060	9 820
NETHERLANDS	2 927 562	75 690	25 813	TRINIDAD TOB	119 060	10 060	3 241
ITALY	1 122 587	26 926	9 404	NETH ANTILL	56 200	3 085	987
UNTD KINGDOM	4 862 116	161 630	54 323	COLOMBIA	190 505	16 341	5 420
IRELAND	541 548	13 415	4 666	VENEZUELA	23 302	1 003	327
DENMARK	274 665	8 300	2 848	BRAZIL	3 841 886	254 654	90 195
GREECE	5 161	191	61	ARGENTINA	33 506	4 059	1 412
NORWAY	1 331 158	32 635	10 983	CYPRUS	29 973	2 020	764
SWEDEN	766 189	27 046	8 904	SYRIA	3 201	180	54
FINLAND	1 847 232	51 039	16 959	IRAQ	169 996	9 605	2 918
SWITZERLAND	929 012	30 676	10 422	IRAN	780 953	52 874	18 195
AUSTRIA	7 341 605	227 256	78 289	ISRAEL	13 685	911	327
PORTUGAL	58 923	2 344	807	SAUDI ARABIA	236 408	17 596	6 195
SPAIN	109 220	3 936	1 383	KUWAIT	1 973 466	142 087	50 472
YUGOSLAVIA	25 744	1 305	453	BAHRAIN	8 436 297	608 890	207 622
TURKEY	60 200	2 513	867	ARAB EMIRAT	299 883	20 629	7 875
HUNGARY	2 240 597	70 136	23 745	SOUTH YEMEN	289 710	18 993	6 687
ROMANIA	2 854 767	96 727	34 432	INDONESIA	848 733	54 902	19 281
BULGARIA	148 465	4 491	1 442	MALAYSIA	854 460	44 323	15 845
MOROCCO	224 086	8 016	2 700	SINGAPORE	252 180	17 278	6 692
ALGERIA	7 650	274	87	JAPAN	58 348	3 662	1 411
TUNISIA	563 605	15 753	5 273	SHIPS SUPPL	2 800	1 388	478
ANGOLA	12 894	671	238	EXPORTS	9 933	913	303
KENYA	3 812	145	50	FRANCE	68 147 627	5 526 234	1 868 850
CANADA	414 618	8 488	2 954	BELGIUM LUX	5 620 528	418 913	138 110
BRAZIL	259 000	10 526	3 686	NETHERLANDS	6 058 544	431 622	145 797
CYPRUS	3 803	154	50	ITALY	4 481 459	376 570	125 797
LEBANON	15 000	623	248	UNTD KINGDOM	286 000	75 532	26 853
SYRIA	6 620	306	102	IRELAND	5 010 078	348 155	112 926
IRAN	6 011	306	118	DENMARK	12 665	2 933	1 015
JORDAN	1 687	93	33	GREECE	1 188 407	108 084	37 736
333 CRUDE PETROLEUM				ICELAND	90 311	13 704	4 694
IMPORTS	641 930 861	39 918 313	13 507 489	NORWAY	9 671	1 675	568
ITALY	2 612 257	167 305	56 794	SWEDEN	794 258	62 830	20 350
UNTD KINGDOM	172 180 680	10 803 757	3 616 157	FINLAND	395 672	57 075	19 552
NORWAY	34 053 816	2 143 644	744 768	NETHERLANDS	226 454	31 842	10 778
SOVIETUNION	38 859 166	2 286 808	781 645	SWITZERLAND	13 691 781	1 072 837	364 268
ALGERIA	42 449 992	2 834 590	966 107	AUSTRIA	7 302 127	525 295	178 180
TUNISIA	646 992	47 170	14 295	PORTUGAL	34 244	10 632	3 596
LIBYA	94 599 367	6 030 828	2 038 538	SPAIN	82 227	19 269	6 533
EGYPT	18 896 929	1 156 710	378 841	MALTA	817	211	67
NIGERIA	98 218 060	6 196 171	2 095 528	YUGOSLAVIA	235 869	36 365	12 254
CAMEROON	4 266 288	270 683	87 749	TURKEY	30 660	10 390	3 564
GABON	1 663 174	88 077	33 072	SOVIETUNION	221 410	37 529	12 231
CONGO	978 201	63 905	19 489	POLAND	93 248	25 467	8 632
MEXICO	4 654 191	242 646	84 891	CZECHOSLOVA	132 231	21 033	7 054
VENEZUELA	50 499 379	3 120 878	1 055 981	HUNGARY	13 114	5 848	1 989
SYRIA	14 621 533	779 552	271 209	ROMANIA	32 451	13 801	4 715
IRAQ	3 302 736	230 320	71 829	BULGARIA	17 564	7 952	2 737
IRAN	26 666 726	1 480 341	520 646	ALBANIA	880	256	86
SAUDI ARABIA	28 772 816	1 710 994	585 753	CANARY IS	1 073	386	136
KUWAIT	1 362 873	87 227	27 266	MOROCCO	11 390	2 509	854
ARAB EMIRAT	2 621 188	176 500	56 863	ALGERIA	14 195	2 984	1 040
INDONESIA	4 449	193	62	TUNISIA	4 486	1 190	402
EXPORTS	14 144	487	181	LIBYA	4 638	1 859	666
FRANCE	2 712	147	58	EGYPT	19 110	4 917	1 698
NETHERLANDS	7 403	205	80	SUDAN	22 727	2 749	924
UNTD KINGDOM	3 953	125	41	MALI	472	102	36
334 PETROLEUM PRODUCTS, REFIN				SENEGAL	666	146	51
IMPORTS	419 985 175	28 945 710	9 926 147	GUINEA	568	158	60
FRANCE	13 503 053	1 019 066	350 881	SIERRA LEONE	846	150	53
BELGIUM LUX	24 169 858	1 687 799	571 868	LIBERIA	4 961	1 141	385
NETHERLANDS	186 822 288	13 088 270	4 500 485	IVORY COAST	2 847	572	195
ITALY	6 054 465	461 817	160 055	GHANA	7 527	1 620	586
UNTD KINGDOM	27 654 085	1 968 874	675 870	TOGO	706	127	40
IRELAND	12 126	1 289	423	NIGERIA	29 024	7 528	2 580
DENMARK	1 871 995	121 890	43 766	CAMEROON	260	114	40
GREECE	439 626	31 799	10 606	GABON	1 230	196	70
NORWAY	4 986 267	347 890	117 796	ZAIRE	1 107	296	100
SWEDEN	14 564 996	954 943	325 968	ANGOLA	346	127	42
FINLAND	4 855 117	350 386	116 224	ETHIOPIA	3 795	922	324
SWITZERLAND	2 283 739	129 136	44 663	SOMALIA	1 779	380	138
AUSTRIA	2 741 567	218 373	74 121	KENYA	7 816	1 816	637
PORTUGAL	469 246	35 196	11 783	UGANDA	4 324	302	99
SPAIN	8 327 713	469 416	159 878	TANZANIA	2 125	670	221
YUGOSLAVIA	1 614 351	116 701	41 014	MOZAMBIQUE	3 521	682	335
TURKEY	364 823	27 725	9 545	MAURITIUS	602	176	60
SOVIETUNION	63 886 556	4 163 184	1 421 957	ZAMBIA	870	225	74
				ZIMBABWE	4 375	1 445	523
				MALAWI	958	137	47
				REP S AFRICA	75 022	18 539	6 389
				USA	858 162	77 881	27 640
				CANADA	27 790	5 386	1 864
				MEXICO	852	718	246
				GUATEMALA	1 001	497	161
				HONDURAS	951	407	138

6 IMPORTS AND EXPORTS (SPECIAL TRADE) BY GROUPS OF THE SITC-REV. II AND BY COUNTRIES OF PRODUCTION AND CONSUMPTION 1985

GROUP COUNTRY	DT * 100 KG	1 000 DM	1 000 \$	GROUP COUNTRY	DT * 100 KG	1 000 DM	1 000 \$
351 ELECTRIC ENERGY, MWH				ITALY	52 696	25 900	9 016
IMPORTS	13905628	1 365 781	467 928	UNITED KINGDOM	5 317	1 026	314
FRANCE	699209	55 501	18 092	DENMARK	90 236	16 060	5 222
BELGIUM LUX	2729	33 252	11 382	GREECE	1 416	847	295
NETHERLANDS	511389	73 684	24 795	SWEDEN	80 498	15 059	4 782
ITALY	12	12 447	4 250	FINLAND	30 850	6 197	2 087
SWITZERLAND	6692993	548 485	188 892	SWITZERLAND	71 272	15 981	5 419
AUSTRIA	4532991	524 825	180 325	PORTUGAL	9 558	2 055	764
CZECHOSLOVAKIA	43800	2 306	829	SPAIN	20 716	4 726	1 655
EXPORTS	13454021	954 083	326 254	TURKEY	1 088	530	180
FRANCE	306500	36 955	12 291	SOVIET UNION	49 764	10 585	3 421
BELGIUM LUX	2518313	241 307	81 881	POLAND	34 312	5 862	2 192
NETHERLANDS	1582503	110 828	37 920	CZECHOSLOVAKIA	2 773	591	190
ITALY	4154870	270 834	92 466	HUNGARY	12 737	2 839	929
SWITZERLAND	3142285	218 060	75 045	ROMANIA	9 340	1 883	642
AUSTRIA	1473482	56 903	20 304	SENEGAL	4 865	1 538	511
411 ANIMAL OILS AND FATS				GAMBIA	489	173	59
IMPORTS	4 964 485	549 927	187 823	USA	7 142	1 940	637
FRANCE	169 211	23 192	7 773	CANADA	17 030	3 253	999
BELGIUM LUX	107 492	14 923	5 040	BRAZIL	166 134	41 933	14 384
NETHERLANDS	176 370	20 189	6 789	ARGENTINA	307 349	61 195	21 384
ITALY	183 073	36 538	13 262	INDONESIA	10 063	2 915	929
UNITED KINGDOM	45 834	10 054	3 480	PHILIPPINES	10 198	3 410	1 036
IRELAND	4 403	658	227	CHINA	45 607	9 336	3 298
DENMARK	519 465	53 562	17 535	AUSTRALIA	2 837	710	268
ICELAND	107 173	10 034	3 430	EXPORTS	7 165 722	1 333 270	455 953
NORWAY	240 791	23 117	7 610	FRANCE	851 972	186 604	63 637
SWEDEN	65 992	8 986	2 969	BELGIUM LUX	427 752	77 008	26 874
SWITZERLAND	83 716	9 336	3 161	NETHERLANDS	2 411 297	415 094	141 420
AUSTRIA	284 646	30 593	10 256	ITALY	719 776	152 583	48 472
SPAIN	13 688	1 379	436	UNITED KINGDOM	446 352	81 893	27 738
YUGOSLAVIA	36 620	3 835	1 299	IRELAND	33 042	5 462	1 967
TURKEY	65 880	6 132	2 004	DENMARK	376 628	74 130	25 453
SOVIET UNION	13 373	1 247	406	GREECE	28 208	5 841	2 019
POLAND	6 148	658	218	ICELAND	768	192	67
CZECHOSLOVAKIA	24 873	2 243	809	NORWAY	1 222	270	98
HUNGARY	55 695	6 019	2 062	SWEDEN	79 664	12 713	4 583
ROMANIA	14 009	1 697	572	FINLAND	1 163	488	166
CANARY IS	59 714	4 536	1 691	SWITZERLAND	98 560	15 208	5 448
MOROCCO	31 911	2 805	852	AUSTRIA	311 689	56 829	19 560
USA	554 929	71 060	24 860	SPAIN	7 460	1 307	449
CANADA	193 082	28 566	9 414	MALTA	1 680	488	162
PANAMA	17 923	1 456	517	YUGOSLAVIA	2 863	606	200
ECUADOR	65 329	4 262	1 695	TURKEY	40 004	8 686	3 113
PERU	269 088	24 171	7 740	SOVIET UNION	70 015	19 294	6 266
CHILE	479 451	41 803	14 767	POLAND	102 359	17 590	6 202
ARGENTINA	9 872	1 093	364	CZECHOSLOVAKIA	4 399	834	276
JAPAN	984 633	84 185	29 593	CANARY IS	55 554	11 603	3 862
TAIWAN	1 241	388	150	ALGERIA	248 545	39 258	13 332
AUSTRALIA	75 718	11 886	3 969	TUNISIA	32 000	4 060	1 524
NEW ZEALAND	52 558	7 126	2 580	EGYPT	23 099	4 207	1 613
EXPORTS	2 060 279	257 266	87 188	SUDAN	35 322	9 657	3 109
FRANCE	207 086	28 116	8 423	CAPE VERDE	2 008	525	185
BELGIUM LUX	80 568	9 046	3 101	SENEGAL	159 636	28 541	9 689
NETHERLANDS	1 356 529	153 834	51 889	GUIN BISSAU	750	213	73
ITALY	6 294	1 349	458	SIERRA LEONE	762	165	59
UNITED KINGDOM	34 778	5 986	2 092	LIBERIA	1 922	329	125
IRELAND	9 887	1 875	635	IVORY COAST	1 813	293	105
DENMARK	156 558	21 950	7 458	GHANA	13 788	3 732	1 130
GREECE	2 981	771	260	TOGO	573	96	36
NORWAY	2 558	274	91	NIGERIA	14 090	2 918	967
SWEDEN	986	276	89	CAMEROON	552	1 133	374
SWITZERLAND	8 254	1 491	499	CENT AFR REP	4 868	1 237	374
AUSTRIA	5 912	1 186	417	GABON	61 515	14 929	5 004
PORTUGAL	1 933	429	146	CONGO	834	142	53
SPAIN	197	411	140	ZAIRE	4 312	962	314
YUGOSLAVIA	951	510	178	ANGOLA	35 000	10 627	3 541
TURKEY	4 790	612	283	ETHIOPIA	37 875	9 825	3 261
POLAND	696	250	84	SOMALIA	2 611	561	197
CZECHOSLOVAKIA	15 303	2 196	812	KENYA	2 310	605	216
HUNGARY	1 001	222	76	UGANDA	1 000	284	102
LIBYA	10 557	1 826	642	TANZANIA	8 116	1 627	568
SENEGAL	20 988	3 039	1 119	MAURITIUS	21 009	2 639	1 049
NIGERIA	33 002	6 423	2 075	REP S AFRICA	778	159	58
RWANDA	3 079	627	207	USA	3 675	821	264
BURUNDI	13 929	2 300	802	COSTA RICA	2 695	626	229
KENYA	18 797	3 335	1 157	HAITI	695	170	59
TANZANIA	23 386	4 167	1 502	JAMAICA	1 691	389	127
REP S AFRICA	5 402	1 087	372	CYPRUS	1 008	280	86
USA	3 243	1 352	445	LEBANON	1 434	351	117
MEXICO	800	174	213	IRAQ	50 228	6 945	2 360
COLOMBIA	380	187	64	ISRAEL	419	124	45
VENEZUELA	1 107	242	92	JORDAN	4 266	955	334
CHILE	2 475	811	278	KUWAIT	5 762	1 245	437
IRAN	13 801	2 311	742	ARAB EMIRAT	4 006	656	248
NORTH KOREA	810	140	53	NEPAL	1 068	200	77
JAPAN	60	112	38	PHILIPPINES	547	78	30
423 FIXED VEG OILS, SOFT				JAPAN	10 000	2 215	670
IMPORTS	3 144 523	654 726	222 329	TAIWAN	5 000	1 190	382
FRANCE	58 990	13 810	4 670	HONG KONG	258 623	46 316	15 800
BELGIUM LUX	359 961	72 967	24 452	AUSTRALIA	8 200	1 715	552
NETHERLANDS	1 680 640	331 209	112 519	NEW ZEALAND	7 430	1 631	559
424 FIXED VEG OIL NONSOFT				FIJI	6 876	1 407	535
IMPORTS	4 435 581	926 896	312 634	EXPORTS			
FRANCE	25 646	7 855	2 650	FRANCE	44 582	10 977	3 590
BELGIUM LUX	417 507	103 058	35 091	BELGIUM LUX	13 354	4 575	1 528
NETHERLANDS				NETHERLANDS			
ITALY				ITALY			

6 IMPORTS AND EXPORTS (SPECIAL TRADE) BY GROUPS OF THE SITC-REV. 11 AND BY COUNTRIES OF PRODUCTION AND CONSUMPTION 1985

GROUP COUNTRY	DT = 100 KG	1 000 DM	1 000 \$	GROUP COUNTRY	DT = 100 KG	1 000 DM	1 000 \$
UNITED KINGDOM	2 115	1 164	391	431 PROCESSED ANIMAL VEG OIL, ETC			
IRELAND	861	217	77				
DENMARK	22 292	7 242	2 391	IMPORTS	3 741 184	623 132	210 883
SWITZERLAND	326	954	331	FRANCE	110 777	16 475	5 489
AUSTRIA	475	411	137	BELGIUM LUX	307 554	46 205	16 384
PORTUGAL	612	150	48	NETHERLANDS	829 185	143 391	48 116
TURKEY	134	100	34	ITALY	298 885	59 746	20 235
POLAND	1 383	156	59	UNITED KINGDOM	156 073	28 381	9 671
LIBERIA	26 298	4 289	1 427	DENMARK	111 323	31 410	10 832
IVORY COAST	254 405	50 410	16 934	NORWAY	26 152	4 834	1 625
TOGO	7 221	1 245	438	SWEDEN	85 608	13 437	4 572
BENIN	47 730	8 180	2 902	FINLAND	43 288	8 244	2 783
NIGERIA	6 415	997	354	SWITZERLAND	6 662	1 133	379
CAMEROON	57 317	10 430	3 548	AUSTRIA	21 096	2 557	869
ZAIRE	60 327	12 904	4 249	PORTUGAL	6 327	882	283
USA	123 470	31 077	10 448	SPAIN	24 415	4 219	1 446
CANADA	1 847	333	130	YUGOSLAVIA	79 167	9 182	3 158
HONDURAS	61 044	10 977	3 738	SOVIET UNION	1 975	1 084	354
PERU	47 296	7 699	2 549	POLAND	84 101	8 124	2 725
BRAZIL	127 324	28 472	9 563	CZECHOSLOVAKIA	66 543	7 912	2 653
PARAGUAY	9 012	3 509	1 141	HUNGARY	3 228	711	246
URUGUAY	2 908	612	210	ROMANIA	42 487	5 125	1 719
ARGENTINA	123 762	25 116	8 036	BULGARIA	6 472	841	291
LEBANON	5 030	710	249	MOROCCO	539	549	184
INDIA	15 820	4 746	1 503	MALI	157	144	50
SRI LANKA	30 484	15 581	5 589	CENTRAL AFRICAN REP	410	421	146
THAILAND	5 585	1 222	420	ETHIOPIA	450	479	155
INDONESIA	0 69 823	201 878	68 654	TANZANIA	146	137	49
MALAYSIA	707 358	148 610	49 082	MADAGASCAR	130	122	40
SINGAPORE	16 812	3 516	1 272	REP. OF SOUTH AFRICA	5 193	481	154
PHILIPPINES	802 908	170 918	58 256	USA	82 850	20 702	7 050
CHINA	4 485	1 645	506	CANADA	515	500	172
JAPAN	277	340	120	MEXICO	1 778	1 439	479
HONG KONG	1 06	95	34	SURINAME	3 133	253	89
AUSTRALIA	1 935	485	178	PERU	3 312	101	38
PAPUA NEW GUINEA	227 660	41 037	13 841	BRAZIL	12 302	4 842	1 658
SOLOMON ISLANDS	14 304	2 785	866	PARAGUAY	3 652	422	133
EXPORTS	1 463 108	337 048	115 465	URUGUAY	2 487	385	127
FRANCE	179 542	44 140	14 713	ARGENTINA	89 334	11 357	3 701
BELGIUM LUX	54 215	13 802	4 742	INDIA	1 283	551	185
NETHERLANDS	486 060	96 485	33 699	BAHRAIN	98	87	31
ITALY	243 181	61 253	20 733	THAILAND	12 760	1 642	551
UNITED KINGDOM	19 780	6 428	2 188	INDONESIA	316 797	40 714	13 549
IRELAND	8 357	2 222	752	MALAYSIA	764 028	109 629	37 826
DENMARK	75 716	16 053	5 497	PHILIPPINES	123 889	29 764	9 829
GREECE	8 774	2 566	883	CHINA	729	282	96
NORWAY	1 109	337	123	AUSTRALIA	3 139	1 713	583
SWEDEN	19 245	4 441	1 509	NEW ZEALAND	164	157	55
FINLAND	4 973	1 614	559	EXPORTS	4 688 955	867 695	294 677
SWITZERLAND	23 503	8 862	3 059	FRANCE	494 699	100 884	34 248
AUSTRIA	53 162	13 360	4 537	BELGIUM LUX	280 669	61 118	20 562
PORTUGAL	3 661	926	313	NETHERLANDS	1 202 765	193 056	65 486
SPAIN	4 439	1 057	354	ITALY	292 918	64 773	21 712
MALTA	812	218	74	UNITED KINGDOM	216 231	42 597	14 360
YUGOSLAVIA	3 647	1 134	401	IRELAND	11 899	2 110	708
TURKEY	2 443	807	254	DENMARK	973 929	130 867	44 831
SOVIET UNION	8 000	1 538	585	GREECE	34 905	9 428	3 277
POLAND	120 348	22 347	7 828	ICELAND	2 232	612	209
CZECHOSLOVAKIA	12 547	2 464	861	NORWAY	66 408	6 509	2 154
HUNGARY	5 903	1 664	541	SWEDEN	52 884	10 896	3 663
ROMANIA	22 557	5 060	1 656	FINLAND	6 981	2 847	967
BULGARIA	1 187	330	107	SWITZERLAND	59 353	16 348	5 562
CANARY ISLANDS	1 148	467	160	AUSTRIA	156 354	33 807	11 539
TUNISIA	15 742	3 443	1 190	PORTUGAL	13 256	4 043	1 373
LIBYA	2 503	415	165	SPAIN	14 889	4 099	1 380
EGYPT	14 155	4 503	1 507	MALTA	406	183	63
SUDAN	240	93	33	YUGOSLAVIA	30 870	8 268	2 795
LIBERIA	242	130	44	TURKEY	14 464	8 604	2 837
GHANA	2 282	374	135	SOVIET UNION	46 250	9 274	3 082
NIGERIA	8 512	2 251	715	POLAND	212 970	31 929	11 095
GABON	803	287	99	CZECHOSLOVAKIA	7 124	2 667	912
RWANDA	468	96	31	HUNGARY	15 888	4 729	1 601
BURUNDI	6 078	980	339	ROMANIA	12 062	4 546	1 501
ANGOLA	452	124	41	BULGARIA	17 763	4 292	1 481
ETHIOPIA	1 690	670	216	MOROCCO	12 643	2 124	735
KENYA	1 709	301	107	ALGERIA	40 907	9 581	3 453
TANZANIA	1 845	383	121	TUNISIA	25 016	4 449	1 524
MAURITIUS	1 198	375	127	EGYPT	12 263	4 140	1 417
USA	1 092	804	259	SUDAN	538	210	72
PANAMA	412	126	41	MALI	599	85	34
VENEZUELA	4 765	1 095	374	UPPER VOLTA	24 938	4 019	1 413
ARGENTINA	1 306	536	185	SENEGAL	1 184	422	151
CYPRUS	831	412	150	GAMBIA	3 694	532	173
SYRIA	559	197	69	SIERRA LEONE	2 464	399	141
IRAN	1 465	537	175	IVORY COAST	3 171	851	291
ISRAEL	2 551	1 178	389	GHANA	11 040	1 907	650
JORDAN	389	149	50	NIGERIA	2 814	678	218
SAUDI ARABIA	204	90	33	CAMEROON	1 456	379	130
KUWAIT	2 309	736	252	CENTRAL AFRICAN REP	2 495	441	147
BAHRAIN	394	190	62	ZAIRE	2 768	547	174
ARAB EMIRATES	1 037	457	159	RWANDA	1 996	382	126
OMAN	3 535	1 179	380	BURUNDI	2 000	328	103
INDONESIA	8 463	1 832	661	ANGOLA	237	86	30
MALAYSIA	1 050	256	94	ETHIOPIA	22 770	3 524	1 195
SINGAPORE	2 838	598	227	KENYA	4 202	915	292
PHILIPPINES	1 306	259	95	TANZANIA	26 347	5 617	1 915
JAPAN	31	533	185	MOZAMBIQUE	2 797	519	185
NEW ZEALAND	2 180	477	146	MAURITIUS	3 691	919	310
				ZIMBABWE	388	150	53
				REP. OF SOUTH AFRICA	11 537	3 483	1 176
				USA	21 274	4 564	1 610

6 IMPORTS AND EXPORTS (SPECIAL TRADE) BY GROUPS OF THE SITC-REV. 11 AND BY COUNTRIES OF PRODUCTION AND CONSUMPTION 1985

GROUP COUNTRY	DT * 100 KG	1 000 DM	1 000 \$	GROUP COUNTRY	DT * 100 KG	1 000 DM	1 000 \$
LIBYA	65 072	2 795	973	BOLIVIA	94	115	41
EGYPT	23 510	8 452	2 903	PARAGUAY	763	169	56
SUDAN	4 310	1 488	521	URUGUAY	4 307	1 044	330
SENEGAL	1 104	399	140	ARGENTINA	14 730	6 115	2 099
IVORY COAST	9 381	3 089	1 064	CYPRUS	1 303	329	111
NIGERIA	6 865	1 899	730	LEBANON	520	213	74
ZAIRE	4 859	1 509	515	SYRIA	3 241	879	292
KENYA	4 687	1 529	489	IRAQ	77 381	13 854	4 885
REP S AFRICA	235	8 016	2 710	IRAN	113 980	23 601	7 806
USA	144 898	53 311	18 276	ISRAEL	152 862	37 950	12 710
CANADA	515 953	26 034	8 973	JORDAN	4 759	1 115	382
MEXICO	797	236	83	SAUDI ARABIA	4 383	1 080	357
EL SALVADOR	985	315	111	KUWAIT	3 887	1 176	380
CUBA	2 192	935	166	ARAB EMIRAT	3 738	2 131	712
TRINIDAD TOB	259 763	11 844	3 994	NORTH YEMEN	1 093	423	142
GUYANA	8 114	1 131	378	AFGHANISTAN	307	202	68
BRAZIL	31 312	9 815	3 460	PAKISTAN	11 699	2 728	908
CHILE	3 900	1 079	352	INDIA	123 030	35 846	12 188
URUGUAY	1 040	476	189	BANGLADESH	4 988	1 343	479
ARGENTINA	19 622	3 192	1 100	SRI LANKA	1 039	291	93
ISRAEL	2 286	1 284	430	BURMA	169	245	79
SAUDI ARABIA	601 970	27 615	8 995	THAILAND	8 313	3 290	1 069
PAKISTAN	2 570	1 281	454	VIETNAM	10 037	1 517	492
INDIA	1 965	1 186	407	INDONESIA	18 090	8 203	2 704
BANGLADESH	1 000	500	195	MALAYSIA	4 266	1 944	643
BURMA	2 049	732	291	SINGAPORE	16 576	3 162	1 060
INDONESIA	775	290	105	PHILIPPINES	5 630	1 911	636
MALAYSIA	35 116	7 718	2 611	CHINA	705 720	141 998	48 271
PHILIPPINES	18 226	5 903	2 088	NORTH KOREA	4 285	1 643	535
CHINA	5 103	12 099	4 136	SOUTH KOREA	59 420	18 156	6 217
SOUTH KOREA	2 240	813	274	JAPAN	265 384	69 274	23 145
JAPAN	21 529	22 705	7 767	TAIWAN	437 905	58 073	20 694
TAIWAN	61	178	67	HONG KONG	5 254	2 043	712
NEW ZEALAND	289 004	12 988	4 440	AUSTHALIA	24 325	8 935	3 035
				NEW ZEALAND	13 273	2 597	851
EXPORTS	12 812 094	2 923 695	995 636	513 ORGANIC ACIDS, ETC			
FRANCE	1 094 765	273 589	92 855	IMPORTS	6 058 057	1 513 233	516 385
BELGIUM LUX	775 814	142 874	48 534	FRANCE	1 509 564	365 373	124 851
NETHERLANDS	2 710 433	505 822	173 036	BELGIUM LUX	1 030 946	202 198	68 735
ITALY	1 056 845	220 955	74 914	NETHERLANDS	1 240 343	250 008	85 949
UNTD KINGDOM	925 045	205 555	70 134	ITALY	447 925	113 238	38 668
IRELAND	24 171	7 876	2 652	UNTD KINGDOM	631 666	152 660	51 942
DENMARK	328 166	75 370	25 899	IRELAND	25 826	15 634	5 314
GREECE	36 032	9 846	3 356	DENMARK	48 533	21 862	7 687
ICELAND	368	148	53	NORWAY	2 905	2 249	748
NORWAY	77 455	18 824	6 438	SWEDEN	79 249	23 702	8 055
SWEDEN	286 731	59 618	20 311	FINLAND	15 381	3 597	1 197
FINLAND	107 154	25 601	8 657	SWITZERLAND	107 120	76 044	25 759
SWITZERLAND	565 512	125 312	42 910	AUSTRIA	198 123	49 948	17 109
AUSTRIA	215 595	41 165	14 167	PORTUGAL	6 048	1 833	654
PORTUGAL	51 532	11 437	3 856	SPAIN	72 255	20 931	7 175
SPAIN	237 346	68 646	23 299	YUGOSLAVIA	29 492	4 809	1 595
ANDORRA	189	115	40	TURKEY	4 294	1 472	466
YUGOSLAVIA	173 255	43 174	14 940	SOVIETUNION	56 638	7 995	2 717
TURKEY	71 294	16 616	5 629	POLAND	3 570	1 593	544
SOVIETUNION	265 829	62 301	20 742	CZECHOSLOVA	83 687	16 179	5 528
POLAND	162 551	41 665	14 268	HUNGARY	1 158	340	126
CZECHOSLOVA	180 453	50 630	17 159	ROMANIA	6 345	2 316	787
HUNGARY	163 416	33 790	11 643	BULGARIA	7 722	2 029	688
ROMANIA	43 528	22 083	7 449	USA	226 440	83 918	28 383
BULGARIA	39 287	15 742	5 367	CANADA	58 327	10 624	3 507
ALBANIA	377	144	44	MEXICO	4 352	1 119	358
MOROCCO	4 368	1 233	414	BAHAMAS	43	2 715	895
ALGERIA	21 372	5 412	1 920	BRAZIL	24 991	5 552	1 921
TUNISIA	1 325	592	191	ARGENTINA	18 529	3 472	1 256
LIBYA	1 958	739	231	ISRAEL	2 296	1 740	603
EGYPT	20 666	4 646	1 714	SAUDI ARABIA	989	151	46
SENEGAL	415	246	78	INDIA	72	118	41
GUINEA	430	87	31	MALAYSIA	1 790	671	218
LIBERIA	261	121	36	PHILIPPINES	3 377	969	365
IVORY COAST	1 283	833	288	CHINA	51 750	22 986	7 914
NIGERIA	17 758	5 528	1 812	JAPAN	54 371	41 922	14 137
CAMEROON	5 890	3 459	1 228	TAIWAN	1 060	269	98
CENT AFR REP	375	219	85	PAPUA NEW G	10	85	33
CONGO	167	98	35	NEW ZEALAND	79	733	253
ZAIRE	888	376	127				
RWANDA	237	130	44	EXPORTS	12 039 109	3 215 326	1 093 978
ANGOLA	1 152	614	201	FRANCE	1 335 784	347 032	118 175
ETHIOPIA	116	92	31	BELGIUM LUX	626 766	131 047	44 682
KENYA	3 425	1 842	647	NETHERLANDS	1 877 009	389 560	133 322
TANZANIA	741	182	61	ITALY	1 109 061	264 683	89 952
ZAMBIA	2 125	1 232	440	UNTD KINGDOM	970 320	252 085	85 927
ZIMBABWE	1 350	596	199	IRELAND	44 893	24 046	7 895
MALAWI	171	100	34	DENMARK	164 958	41 182	14 061
REP S AFRICA	77 998	27 198	9 214	GREECE	148 896	34 454	11 829
USA	682 129	242 600	82 465	ICELAND	619	322	107
CANADA	62 814	14 639	5 012	NORWAY	280 414	33 488	11 611
MEXICO	26 361	11 383	3 841	SWEDEN	205 177	52 851	18 098
GUATEMALA	3 026	812	267	FINLAND	142 916	29 649	10 206
HONDURAS	1 162	424	142	SWITZERLAND	773 194	190 645	65 292
EL SALVADOR	2 129	657	222	AUSTRIA	231 340	63 282	21 641
COSTA RICA	2 669	976	332	PORTUGAL	36 935	10 929	3 761
PANAMA	711	207	64	SPAIN	331 466	89 505	30 263
CUBA	5 487	1 337	448	MALTA	302	141	51
DOMINIC REP	4 767	1 432	486	YUGOSLAVIA	123 807	36 762	12 495
JAMAICA	2 925	839	275	TURKEY	160 828	38 182	13 267
COLOMBIA	19 649	6 004	1 979	SOVIETUNION	193 904	57 240	19 135
VENEZUELA	26 258	10 934	3 610	POLAND	62 887	20 984	7 131
SURINAME	190	104	33	CZECHOSLOVA	33 578	16 570	5 715
ECUADOR	5 923	2 098	710	HUNGARY	62 008	27 651	9 394
PERU	21 177	4 074	1 382				
BRAZIL	75 346	34 602	11 836				
CHILE	3 258	1 678	573				

6 IMPORTS AND EXPORTS (SPECIAL TRADE) BY GROUPS OF THE SITC-REV. II AND BY COUNTRIES OF PRODUCTION AND CONSUMPTION 1985

GROUP COUNTRY	DT = 100 KG	1 000 DM	1 000 \$	GROUP COUNTRY	DT = 100 KG	1 000 DM	1 000 \$
ROMANIA	36 359	11 814	3 984	POLAND	19 128	4 596	1 587
BULGARIA	27 333	10 850	3 725	CZECHOSLOVA	12 351	6 568	2 231
ALBANIA	898	368	115	HUNGARY	15 347	11 610	3 855
CANARY IS	725	272	98	ROMANIA	150	155	55
MOROCCO	25 683	4 997	1 740	BULGARIA	8 567	1 217	415
ALGERIA	167 266	29 982	10 009	REP S AFRICA	134	106	38
TUNISIA	11 350	4 592	1 658	USA	208 381	146 650	49 729
LIBYA	1 513	1 273	424	CANADA	9 221	4 241	1 432
EGYPT	58 438	13 402	4 689	MEXICO	1 076	1 007	358
SUDAN	306	184	64	BRAZIL	38 656	12 381	4 142
SENEGAL	6 855	1 360	475	CHILE	555	260	94
LIBERIA	1 067	213	75	ARGENTINA	12 009	2 991	962
IVORY COAST	30 595	5 140	1 758	ISRAEL	6 378	7 950	2 765
GHANA	1 429	394	120	INDIA	4 927	7 608	2 615
NIGERIA	30 593	7 063	2 434	THAILAND	266	116	37
CAMEROON	5 963	1 165	406	INDONESIA	2 800	1 100	387
ZAIRE	995	194	69	CHINA	16 952	15 877	5 361
ANGOLA	3 232	927	311	SOUTH KOREA	12 956	11 457	3 873
KENYA	9 319	2 230	771	JAPAN	46 229	64 570	22 243
TANZANIA	1 545	587	194	TAIWAN	6 899	3 855	1 322
MAURITIUS	270	161	56	HONG KONG	176	92	36
ZAMBIA	1 064	215	77				
ZIMBABWE	2 123	664	234	EXPORTS	6 156 307	4 551 416	1 547 175
REP S AFRICA	47 227	14 590	4 860	FRANCE	752 257	338 553	115 529
USA	449 657	222 418	74 499	BELGIUM LUX	563 703	180 763	61 446
CANADA	54 803	129 071	44 154	NETHERLANDS	809 834	1 033 707	348 825
MEXICO	19 911	13 460	4 598	ITALY	607 314	320 251	109 047
GUATEMALA	5 138	2 093	703	UNITD KINGDOM	318 412	287 787	98 676
HONDURAS	519	320	107	IRELAND	15 554	13 779	4 692
EL SALVADOR	1 678	1 688	589	DENMARK	75 362	28 384	9 718
NICARAGUA	343	252	94	GREECE	25 594	17 255	5 973
COSTA RICA	7 898	1 767	577	NORWAY	21 254	9 842	3 392
PANAMA	811	327	106	SWEDEN	84 413	41 843	14 096
CUBA	27 444	5 318	1 770	FINLAND	43 992	17 259	5 921
BAHAMAS	2 115	323	105	SWITZERLAND	471 853	356 699	122 576
DOMINIC REP	9 965	2 468	817	AUSTRIA	83 118	53 142	18 098
BARBADOS	32	311	106	PORTUGAL	43 554	25 455	8 652
COLOMBIA	28 597	15 194	5 116	SPAIN	220 098	111 400	37 818
VENEZUELA	19 557	8 085	2 732	MALTA	521	284	101
ECUADOR	4 112	7 279	2 451	YUGOSLAVIA	39 605	42 536	14 810
PERU	11 523	5 948	1 999	TURKEY	61 129	28 225	9 587
BRAZIL	75 704	31 610	10 936	SOVIETUNION	246 632	150 682	50 691
CHILE	8 429	4 344	1 425	POLAND	37 257	25 866	8 782
BOLIVIA	2 420	741	237	CZECHOSLOVA	34 696	23 484	7 954
PARAGUAY	8 372	165	54	HUNGARY	78 227	47 365	16 251
URUGUAY	8 633	1 797	589	ROMANIA	13 093	13 461	4 586
ARGENTINA	27 096	10 063	3 389	BULGARIA	9 948	5 785	1 983
CYPRUS	941	449	146	ALBANIA	366	146	46
LEBANON	16 752	3 348	1 139	MOROCCO	1 044	841	282
SYRIA	20 189	3 475	1 180	ALGERIA	27 803	12 017	3 931
IRAQ	7 555	2 762	991	TUNISIA	2 302	1 288	453
IRAN	52 804	13 026	4 253	LIBYA	16 210	4 718	1 582
ISRAEL	103 713	32 517	11 023	EGYPT	17 581	14 598	5 014
JORDAN	6 331	1 346	469	SUDAN	156	103	35
SAUDI ARABIA	10 446	10 688	3 652	MALI	321	336	108
KUWAIT	5 531	2 318	787	UPPER VOLTA	243	301	104
BAHRAIN	336	277	94	NIGER	317	371	126
QATAR	743	1 083	374	SENEGAL	511	520	173
ARAB EMIRAT	2 377	688	217	IVORY COAST	2 139	3 241	1 082
OMAN	288	87	30	GHANA	2 011	5 980	2 006
NORTH YEMEN	170	190	61	TOGO	659	1 514	517
SOUTH YEMEN	185	111	36	BENIN	337	440	157
AFGHANISTAN	139	88	31	NIGERIA	17 989	19 967	6 837
PAKISTAN	64 058	12 530	4 170	CAMEROON	2 528	4 013	1 325
INDIA	299 029	60 800	19 949	CENT AFR REP	85	99	32
BANGLADESH	14 477	2 845	934	GABON	117	312	101
SRI LANKA	6 137	1 250	424	CONGO	140	220	73
BURMA	1 933	452	157	ZAIRE	2 334	2 533	880
THAILAND	49 881	12 412	3 994	BURUNDI	861	586	207
LAOS	44	154	46	ANGOLA	1 416	992	348
INDONESIA	117 548	22 089	7 322	ETHIOPIA	686	1 373	481
MALAYSIA	37 970	6 845	2 283	KENYA	487	514	178
SINGAPORE	52 122	10 248	3 465	TANZANIA	1 810	1 271	435
PHILIPPINES	6 262	2 256	781	MADAGASCAR	59	147	53
CHINA	328 045	59 897	20 835	REUNION	352	182	69
NORTH KOREA	8 930	1 888	609	MAURITIUS	577	602	214
SOUTH KOREA	169 546	45 991	15 609	ZAMBIA	867	430	155
JAPAN	159 466	63 754	22 053	ZIMBABWE	10 765	4 279	1 521
TAIWAN	126 162	30 525	10 490	MALAWI	460	275	97
HONG KONG	97 641	17 014	5 801	REP S AFRICA	45 982	28 395	9 736
AUSTRALIA	72 312	52 645	17 862	USA	347 637	439 745	148 859
NEW ZEALAND	40 967	8 496	2 936	CANADA	83 715	37 542	12 664
				MEXICO	28 924	52 892	17 741
				GUATEMALA	2 087	3 214	1 067
				HONDURAS	408	272	91
				EL SALVADOR	1 009	1 851	616
				NICARAGUA	1 550	5 084	1 753
				COSTA RICA	607	691	220
				PANAMA	317	955	322
				CUBA	3 143	3 002	1 022
				DOMINIC REP	233	191	67
				BARBADOS	37	326	112
				COLOMBIA	23 841	20 780	6 964
				VENEZUELA	22 261	17 810	6 109
				ECUADOR	1 577	3 974	1 358
				PERU	5 920	5 129	1 721
				BRAZIL	77 519	93 534	31 715
				CHILE	2 566	3 834	1 270
				BOLIVIA	448	344	110
				PARAGUAY	46	129	42
				URUGUAY	1 029	1 985	680
				ARGENTINA	22 012	28 484	9 704
				CYPRUS	798	396	131
514 NITROGEN-FUNCTN COMPOUNDS							
IMPORTS	4 824 503	2 854 688	978 071				
FRANCE	1 616 697	604 111	207 061				
BELGIUM LUX	617 081	213 546	73 083				
NETHERLANDS	894 628	216 396	74 505				
ITALY	155 118	129 894	44 309				
UNITD KINGDOM	284 385	1 037 568	356 075				
IRELAND	8 687	14 902	5 111				
DENMARK	8 067	5 394	1 776				
NORWAY	8 217	5 457	1 895				
SWEDEN	34 255	20 532	7 042				
FINLAND	1 024	3 455	1 216				
SWITZERLAND	30 562	150 452	51 555				
AUSTRIA	699 468	124 621	42 763				
PORTUGAL	962	131	47				
SPAIN	26 403	19 368	6 540				
YUGOSLAVIA	14 268	3 107	1 104				
TURKEY	182	174	63				
SOVIETUNION	1 121	1 145	379				

6 IMPORTS AND EXPORTS (SPECIAL TRADE) BY GROUPS OF THE SITC-REV. II AND BY COUNTRIES OF PRODUCTION AND CONSUMPTION 1985

GROUP COUNTRY	DT * 100 KG	1 000 DM	1 000 \$	GROUP COUNTRY	DT * 100 KG	1 000 DM	1 000 \$
LEBANON	1 044	519	167	POLAND	29 354	43 555	14 721
SYRIA	8 816	2 467	809	CZECHOSLOVA	28 110	20 948	7 027
IRAQ	22 352	9 880	3 464	HUNGARY	23 121	22 903	7 638
IRAN	46 682	19 157	6 450	ROMANIA	22 066	24 763	7 964
ISRAEL	66 053	43 894	14 862	BULGARIA	12 526	10 950	3 625
JORDAN	4 720	2 439	865	ALBANIA	414	468	150
SAUDI ARABIA	18 884	6 697	2 234	MOROCCO	986	2 363	787
KUWAIT	11 325	4 583	1 555	ALGERIA	4 021	1 804	598
BAHRAIN	1 072	548	194	TUNISIA	262	520	189
QATAR	881	367	126	LIBYA	504	432	128
ARAB EMIRAT	3 136	1 769	574	EGYPT	3 827	21 646	7 612
OMAN	769	346	123	SUDAN	69	373	123
NORTH YEMEN	4 305	1 888	669	SENEGAL	207	1 112	370
SOUTH YEMEN	289	131	51	IVORY COAST	824	657	233
AFGHANISTAN	194	387	125	GHANA	836	1 232	447
PAKISTAN	7 551	7 406	2 532	NIGERIA	1 580	4 085	1 467
INDIA	69 117	65 740	22 441	CAMEROON	135	305	97
BANGLADESH	2 917	2 108	727	BURUNDI	1 039	1 939	732
SRI LANKA	1 848	1 532	505	ANGOLA	77	88	33
NEPAL	936	481	167	ETHIOPIA	240	854	289
BURMA	571	468	152	KENYA	847	1 480	485
THAILAND	11 281	9 399	3 160	MADAGASCAR	289	219	80
VIETNAM	2 002	1 493	451	ZAMBIA	4 077	890	294
INDONESIA	22 406	17 568	6 111	ZIMBABWE	347	1 138	376
MALAYSIA	10 842	7 437	2 537	REP S AFRICA	22 262	25 856	8 730
SINGAPORE	9 569	4 983	1 712	USA	247 282	360 340	121 572
PHILIPPINES	3 298	3 868	1 296	CANADA	17 609	27 621	9 330
CHINA	64 830	42 251	14 506	MEXICO	34 914	75 681	25 661
SOUTH KOREA	16 262	24 749	8 436	GUATEMALA	3 790	13 498	4 563
JAPAN	199 150	191 812	65 653	HONDURAS	169	161	55
TAIWAN	58 181	35 640	12 080	EL SALVADOR	1 083	3 562	1 210
HONG KONG	9 039	8 291	2 852	NICARAGUA	169	829	286
MACAO	800	394	128	COSTA RICA	2 645	9 269	3 089
AUSTRALIA	23 870	16 119	5 511	PANAMA	341	1 181	380
NEW ZEALAND	8 392	5 066	1 761	CUBA	2 415	4 056	1 353
FJIJI	381	180	61	BAHAMAS	1 048	14 472	4 908
515 ORG-INORG COMPOUNDS ETC				DOMINIC REP	168	278	93
IMPORTS	1 742 823	1 844 598	627 610	TRINIDAD TOB	107	113	34
FRANCE	266 648	194 762	66 421	COLOMBIA	8 070	26 596	9 030
BELGIUM LUX	636 683	289 669	98 305	VENEZUELA	4 443	15 970	5 369
NETHERLANDS	251 636	86 876	29 822	ECUADOR	996	9 216	3 160
ITALY	41 786	55 292	18 932	PERU	1 447	8 185	2 743
UNTD KINGDOM	89 613	110 455	38 110	BRAZIL	49 996	123 007	41 132
IRELAND	4 481	119 831	40 205	CHILE	1 800	4 862	1 630
DENMARK	6 754	7 982	2 747	BOLIVIA	306	608	221
NORWAY	159	199	74	PARAGUAY	373	982	338
SWEDEN	3 065	9 814	3 347	URUGUAY	452	3 421	1 187
FINLAND	3 761	7 688	2 648	ARGENTINA	15 127	37 119	12 707
SWITZERLAND	39 228	249 059	84 921	CYPRUS	164	125	42
AUSTRIA	41 668	12 968	4 387	LEBANON	57	107	33
PORTUGAL	4	272	100	SYRIA	187	287	99
SPAIN	8 891	32 717	11 089	IRAQ	259	206	66
YUGOSLAVIA	30 652	11 313	3 814	IRAN	1 044	2 189	747
TURKEY	46	323	109	ISRAEL	8 839	14 980	5 136
SOVIETUNION	1 852	2 044	683	SAUDI ARABIA	6 620	3 503	1 191
POLAND	6 040	4 068	1 418	KUWAIT	576	291	101
CZECHOSLOVA	2 676	2 998	1 022	ARAB EMIRAT	99	158	54
HUNGARY	6 885	12 895	4 471	OMAN	455	139	47
ROMANIA	33 423	7 536	2 596	NORTH YEMEN	6	159	53
BULGARIA	2 529	1 161	385	AFGHANISTAN	323	2 735	929
EGYPT	12	125	39	PAKISTAN	4 045	24 982	8 433
REP S AFRICA	11 320	4 052	1 414	INDIA	24 856	30 422	10 323
USA	109 080	271 413	91 672	BANGLADESH	351	2 568	864
CANADA	341	1 366	471	SRI LANKA	467	510	174
MEXICO	390	1 599	520	BURMA	176	510	167
DOMINIC REP	400	116	43	THAILAND	3 178	8 801	2 964
BRAZIL	710	1 639	522	INDONESIA	13 591	33 006	11 497
ISRAEL	5 459	6 447	2 171	MALAYSIA	6 822	9 037	3 002
SAUDI ARABIA	7 638	1 625	605	SINGAPORE	12 964	8 563	2 953
KUWAIT	5 036	1 111	358	PHILIPPINES	4 240	11 245	3 763
INDIA	762	3 591	1 200	CHINA	26 778	24 094	7 918
SINGAPORE	159	69 301	23 312	NORTH KOREA	540	367	140
CHINA	29 151	64 834	22 262	SOUTH KOREA	17 713	29 235	9 721
SOUTH KOREA	13 698	21 187	7 071	JAPAN	100 515	199 493	68 595
JAPAN	71 778	160 865	55 225	TAIWAN	10 324	15 265	5 264
TAIWAN	8 170	14 682	4 865	HONG KONG	6 835	6 669	2 264
HONG KONG	202	493	162	AUSTRALIA	12 571	42 382	14 248
EXPORTS	2 367 901	3 143 935	1 067 759	NEW ZEALAND	2 548	6 600	2 200
FRANCE	190 617	256 801	87 444	516 OTHER ORGANIC CHEMICALS			
BELGIUM LUX	113 548	111 304	38 052	IMPORTS	3 778 857	988 431	337 014
NETHERLANDS	259 840	204 504	70 024	FRANCE	644 446	156 544	52 915
ITALY	324 297	406 682	138 510	BELGIUM LUX	873 344	134 423	46 199
UNTD KINGDOM	153 794	166 859	56 841	NETHERLANDS	1 232 975	234 707	80 621
IRELAND	7 132	12 409	4 282	ITALY	221 833	54 678	18 753
DENMARK	17 564	35 050	11 622	UNTD KINGDOM	213 499	63 365	21 638
GREECE	16 496	22 674	7 770	IRELAND	1 162	11 028	3 626
ICELAND	427	944	352	DENMARK	24 845	25 776	8 748
NORWAY	6 603	10 763	3 645	NORWAY	3 876	7 772	2 688
SWEDEN	19 188	17 572	5 951	SWEDEN	48 910	6 987	2 399
FINLAND	6 636	10 035	3 386	FINLAND	84 560	15 180	5 166
SWITZERLAND	191 324	194 741	66 890	SWITZERLAND	50 509	60 212	20 448
AUSTRIA	48 514	41 030	13 975	AUSTRIA	46 338	3 103	1 061
PORTUGAL	5 495	19 898	6 706	PORTUGAL	354	790	267
SPAIN	64 935	87 053	29 503	SPAIN	48 696	14 549	4 813
ANDORRA	13	336	109	YUGOSLAVIA	3 997	503	184
MALTA	115	188	65	POLAND	18 856	3 043	1 045
YUGOSLAVIA	57 440	66 973	22 869	CZECHOSLOVA	94 258	15 892	5 611
TURKEY	16 697	27 823	9 397	HUNGARY	250	225	79
SOVIETUNION	46 670	39 441	12 952	ROMANIA	10 528	1 477	504
				BULGARIA	1 704	220	71
				ZAIRE	155	1 359	484

6 IMPORTS AND EXPORTS (SPECIAL TRADE) BY GROUPS OF THE SITC-REV. 11 AND BY COUNTRIES OF PRODUCTION AND CONSUMPTION 1985

GROUP COUNTRY	DT * 100 KG	1 000 DM	1 000 \$	GROUP COUNTRY	DT * 100 KG	1 000 DM	1 000 \$
REP S AFRICA	6 680	2 243	746	BANGLADESH	488	1 559	554
USA	102 098	99 288	33 648	SRI LANKA	272	207	71
CANADA	1 731	5 701	1 956	BURMA	249	159	53
MEXICO	292	895	292	THAILAND	3 716	2 076	707
PANAMA	5	212	65	INDONESIA	7 988	7 248	2 479
NETH ANTILL	1	4 680	1 560	MALAYSIA	3 562	1 495	510
BRAZIL	7 208	4 023	1 401	SINGAPORE	8 159	2 979	998
CHILE	101	222	77	PHILIPPINES	3 314	4 072	1 390
ARGENTINA	243	337	114	CHINA	46 236	17 358	6 097
ISRAEL	1 140	1 577	528	NORTH KOREA	1 120	225	71
INDIA	4 567	4 464	1 449	SOUTH KOREA	18 267	14 057	4 679
CHINA	6 111	4 186	1 377	JKPAN	151 646	60 175	20 225
SOUTH KOREA	150	221	67	TAIWAN	85 127	18 723	6 346
JAPAN	20 794	44 118	14 942	HONG KONG	5 030	2 428	825
TAIWAN	1 684	4 118	1 363	AUSTRALIA	12 363	15 259	5 173
				NEW ZEALAND	3 746	2 690	912
EXPORTS	8 488 504	2 204 911	747 978	522 INORG ELEMNTS,OXIDES,ETC			
FRANCE	549 494	186 987	63 927	IMPORTS	17 531 388	1 707 853	580 470
BELGIUM LUX	1 445 102	282 436	95 971	FRANCE	2 853 590	232 425	78 808
NETHERLANDS	2 576 396	396 921	135 198	BELGIUM LUX	3 490 165	230 666	78 797
ITALY	499 838	144 050	48 944	NETHERLANDS	5 852 062	401 511	137 308
UNTD KINGDOM	623 356	155 699	52 965	ITALY	348 418	49 148	16 751
IRELAND	36 849	9 514	3 369	UNTD KINGDOM	388 194	86 394	29 481
DENMARK	108 085	32 293	10 997	IRELAND	4 523	1 691	546
GREECE	8 781	4 885	1 689	DENMARK	20 629	4 861	1 684
ICELAND	340	158	50	GREECE	5 860	2 257	768
NORWAY	12 024	4 427	1 527	NORWAY	491 446	108 784	36 881
SWEDEN	206 131	38 323	13 242	SWEDEN	61 759	17 312	5 933
FINLAND	22 955	5 422	3 224	FINLAND	17 518	30 321	10 249
SWITZERLAND	680 183	173 580	59 102	SWITZERLAND	485 728	31 550	10 708
AUSTRIA	244 853	42 394	14 159	AUSTRIA	997 642	49 196	16 853
PORTUGAL	14 925	5 464	1 847	PORTUGAL	28 141	8 888	2 913
SPAIN	243 144	60 036	20 193	SPAIN	79 929	10 848	3 665
YUGOSLAVIA	55 921	28 765	9 771	YUGOSLAVIA	72 930	18 086	6 170
TURKEY	10 327	13 077	4 392	TURKEY	62 349	10 735	3 667
SOVIETUNION	43 092	20 313	6 752	SOVIETUNION	112 710	14 485	5 043
POLAND	60 295	17 069	5 790	POLAND	189 252	14 945	5 192
CZECHOSLOVA	18 029	8 547	3 020	CZECHOSLOVA	111 075	10 669	3 645
HUNGARY	70 983	30 542	10 100	HUNGARY	46 346	6 906	2 364
ROMANIA	4 645	2 950	982	ROMANIA	1 630	1 034	344
BULGARIA	14 418	8 604	2 892	BULGARIA	2 138	1 289	447
MOROCCO	713	864	293	MOROCCO	639 159	37 020	12 227
ALGERIA	5 485	1 983	666	ALGERIA	1 872	4 683	1 596
TUNISIA	1 075	628	214	TUNISIA	58 383	3 761	1 215
LIBYA	644	298	96	REP S AFRICA	393 800	39 260	13 179
EGYPT	25 299	9 938	3 375	USA	351 651	121 033	40 733
SUDAN	173	128	41	CANADA	33 738	17 886	5 989
MALI	92	100	34	MEXICO	22 786	2 568	855
NIGER	70	103	34	PERU	712	234	90
SENEGAL	546	137	43	BRAZIL	76 480	13 280	4 414
IVORY COAST	1 233	507	175	CHILE	8 618	30 312	10 108
GHANA	240	295	99	ISRAEL	111 180	18 007	6 163
NIGERIA	6 538	1 782	610	PHILIPPINES	110	555	181
CAMEROON	365	211	77	CHINA	35 576	22 827	7 633
GABON	297	122	41	SOUTH KOREA	50	268	86
ZAIRE	74	130	46	JAPAN	65 342	50 652	17 225
ANGOLA	289	258	89	TAIWAN	5 890	821	289
ETHIOPIA	721	421	140	HONG KONG	503	442	165
KENYA	1 170	925	308	EXPORTS	40 175 843	3 146 476	1 073 740
TANZANIA	1 847	2 254	862	FRANCE	4 270 017	331 380	113 265
ZIMBABWE	2 790	3 223	1 107	BELGIUM LUX	4 987 704	212 256	72 580
REP S AFRICA	44 669	18 741	6 262	NETHERLANDS	8 984 661	325 913	111 471
USA	249 200	186 144	61 634	ITALY	1 135 479	179 499	61 152
CANADA	25 135	7 903	2 624	UNTD KINGDOM	2 611 940	211 580	72 327
MEXICO	8 588	8 285	2 761	IRELAND	188 685	9 529	3 254
GUATEMALA	1 141	2 227	760	DENMARK	2 575 287	156 358	53 250
HONDURAS	1 389	233	73	GREECE	65 445	18 374	6 289
EL SALVADOR	1 341	1 327	446	ICELAND	1 268	395	131
NICARAGUA	84	116	41	NORWAY	438 543	35 429	12 396
COSTA RICA	490	286	94	SWEDEN	1 697 837	107 153	37 047
PANAMA	203	202	66	FINLAND	1 083 812	37 315	12 854
CUBA	17 156	2 211	743	SWITZERLAND	595 389	67 086	29 858
BAHAMAS	216	200	67	AUSTRIA	1 733 796	148 695	50 740
DOMINIC REP	1 359	524	170	PORTUGAL	106 015	14 413	4 941
NETH ANTILL	535	238	91	SPAIN	397 575	47 514	16 232
COLOMBIA	3 260	5 601	1 858	MALTA	2 354	515	175
VENEZUELA	20 888	8 570	2 894	YUGOSLAVIA	539 503	39 214	13 555
SURINAME	796	280	98	TURKEY	236 070	29 474	9 896
ECUADOR	1 009	1 320	456	SOVIETUNION	463 383	67 739	23 169
PERU	3 115	2 496	830	POLAND	284 186	17 403	5 937
BRAZIL	36 991	31 661	10 761	CZECHOSLOVA	125 028	28 698	9 911
CHILE	1 665	1 480	490	HUNGARY	265 527	25 687	8 730
BOLIVIA	109	135	46	ROMANIA	59 755	12 516	4 259
PARAGUAY	261	158	54	BULGARIA	37 016	12 497	4 325
URUGUAY	1 385	637	217	ALBANIA	1 216	407	132
ARGENTINA	7 645	6 939	2 472	MOROCCO	15 092	3 176	1 069
CYPRUS	556	446	153	ALGERIA	55 531	10 949	3 813
LEBANON	217	320	100	TUNISIA	16 462	2 509	820
SYRIA	3 314	1 012	339	LIBYA	16 172	2 240	728
IRAQ	1 728	981	337	EGYPT	75 875	13 822	4 740
IRAN	3 504	2 169	701	SUDAN	48 987	4 915	1 676
ISRAEL	28 303	9 605	3 206	MALI	1 442	164	57
JORDAN	390	437	147	SENEGAL	22 582	507	172
SAUDI ARABIA	8 852	4 233	1 463	GUINEA	152 075	2 126	673
KUWAIT	647	506	173	SIERRA LEONE	3 279	243	81
QATAR	12 392	2 086	730	LIBERIA	3 503	464	158
ARAB EMIRAT	1 906	1 780	609	IVORY COAST	26 647	1 173	403
OMAN	485	139	48	GHANA	42 091	1 644	575
NORTH YEMEN	152	135	50	TOGO	1 636	219	76
SOUTH YEMEN	15	86	30				
AFGHANISTAN	54	214	72				
PAKISTAN	6 383	7 602	2 729				
INDIA	39 036	32 970	11 261				

6 IMPORTS AND EXPORTS (SPECIAL TRADE) BY GROUPS OF THE SITC-REV. II AND BY COUNTRIES OF PRODUCTION AND CONSUMPTION 1985

GROUP COUNTRY	DT = 100 KG	1 000 DM	1 000 \$	GROUP COUNTRY	DT = 100 KG	1 000 DM	1 000 \$
BENIN	1 543	119	45	SOVIETUNION	143 293	14 879	5 145
NIGERIA	139 325	15 017	4 889	POLAND	240 956	9 360	3 248
CAMEROON	5 289	538	181	CZECHOSLOVA	208 453	12 024	4 131
GABON	1 067	194	66	HUNGARY	167 571	6 439	2 194
ZAIRE	15 182	1 552	540	ROMANIA	104 644	6 605	2 182
RWANDA	6 450	547	183	BULGARIA	624	1 031	362
BURUNDI	6 132	448	157	TUNISIA	42 425	471	166
ANGOLA	26 988	2 309	830	REP S AFRICA	9 162	3 309	1 147
ETHIOPIA	16 338	2 482	878	USA	1 034 763	162 257	55 021
SOMALIA	1 307	142	47	CANADA	941	1 108	391
KENYA	42 877	4 949	1 677	BRAZIL	6 751	2 306	847
UGANDA	3 937	284	89	CHILE	16 022	12 088	4 143
TANZANIA	15 116	2 495	855	ARGENTINA	6 120	1 258	485
MOZAMBIQUE	1 807	120	40	ISRAEL	52 768	7 071	2 367
MADAGASCAR	5 317	337	125	INDIA	13 130	2 079	707
MAURITIUS	2 248	266	87	CHINA	78 533	16 253	5 409
ZAMBIA	10 871	804	264	SOUTH KOREA	520	2 806	961
ZIMBABWE	38 549	1 181	410	JAPAN	13 684	7 223	2 448
REP S AFRICA	160 454	26 203	8 951	AUSTRALIA	534	1 025	325
USA	1 684 798	291 827	99 119	EXPORTS	21 832 963	2 471 399	843 122
CANADA	298 474	28 049	9 562	FRANCE	1 822 846	207 300	70 745
MEXICO	28 664	10 606	3 656	BELGIUM LUX	2 631 686	156 581	53 303
GUATEMALA	8 356	2 258	772	NETHERLANDS	2 222 656	244 252	83 549
HONDURAS	2 706	824	282	ITALY	1 062 842	153 966	52 297
EL SALVADOR	7 691	1 140	389	UNITED KINGDOM	973 608	180 969	61 947
NICARAGUA	1 020	245	89	IRELAND	42 290	9 009	3 113
COSTA RICA	7 933	1 559	530	DENMARK	828 920	64 948	22 211
PANAMA	1 266	367	124	GREECE	238 604	23 974	8 219
CUBA	33 961	6 908	2 333	ICELAND	1 959	314	106
HAITI	990	255	85	NORWAY	2 413 267	37 854	12 928
BAHAMAS	4 134	606	212	SWEDEN	704 510	64 781	22 178
DOMINIC REP	4 056	904	304	FINLAND	282 634	24 815	8 603
JAMAICA	1 373	258	85	SWITZERLAND	890 216	111 368	38 240
TRINIDAD TOB	3 425	622	211	AUSTRIA	463 713	84 203	28 702
COLOMBIA	74 249	12 192	4 159	PORTUGAL	82 045	17 442	5 990
VENEZUELA	60 331	17 066	5 773	SPAIN	293 643	42 788	14 524
GUAYANA	8 059	86	30	MALTA	6 405	1 024	352
SURINAME	507	89	32	YUGOSLAVIA	133 321	27 684	9 555
ECUADOR	12 241	2 497	855	TURKEY	162 394	31 839	10 867
PERU	25 984	4 191	1 407	SOVIETUNION	65 177	12 684	4 310
BRAZIL	57 528	29 720	10 126	POLAND	26 290	5 740	1 935
CHILE	19 434	3 723	1 235	CZECHOSLOVA	288 259	30 001	10 669
BOLIVIA	2 855	1 684	581	HUNGARY	298 949	32 338	10 927
PARAGUAY	1 878	460	159	ROMANIA	22 393	8 495	2 917
URUGUAY	6 629	1 146	392	BULGARIA	29 487	7 289	2 491
ARGENTINA	35 805	6 561	2 228	ALBANIA	1 088	435	136
CYPRUS	5 778	549	182	MOROCCO	21 792	2 841	960
LEBANON	3 561	668	223	ALGERIA	122 998	9 406	3 248
SYRIA	110 344	11 051	3 777	TUNISIA	25 461	2 950	1 022
IRAQ	45 124	7 643	2 631	LIBYA	60 658	4 814	1 685
IRAN	69 111	10 432	3 493	EGYPT	196 903	22 482	7 658
ISRAEL	63 837	12 494	4 223	SUDAN	8 160	888	297
JORDAN	9 896	1 302	450	MALI	8 022	548	176
SAUDI ARABIA	27 461	8 703	2 935	UPPER VOLTA	1 771	88	30
KUWAIT	14 853	2 505	817	NIGER	40 800	1 537	525
BAHRAIN	3 786	347	116	SENEGAL	10 603	1 042	358
QATAR	866	106	33	GUINEA	3 615	779	245
ARAB EMIRAT	14 967	3 158	1 092	LIBERIA	6 173	585	198
OMAN	6 356	1 204	426	IVORY COAST	9 376	1 096	371
NORTH YEMEN	8 642	899	322	GHANA	16 590	2 907	1 024
SOUTH YEMEN	1 584	153	51	TOGO	13 232	533	167
AFGHANISTAN	32	107	40	BENIN	1 204	92	31
PAKISTAN	44 059	7 198	2 423	NIGERIA	270 695	15 212	5 095
INDIA	45 534	15 919	5 430	CAMEROON	42 472	2 300	762
BANGLADESH	44 957	5 561	1 867	CENT AFR REP	2 810	85	30
SRI LANKA	55 889	4 912	1 712	GABON	10 942	540	176
NEPAL	7 755	946	308	CONGO	2 205	110	35
BURMA	13 657	1 969	653	ZAIRE	17 300	968	323
THAILAND	74 055	12 768	4 254	BURUNDI	612	118	39
INDONESIA	293 091	19 859	6 759	ANGOLA	53 238	2 154	746
MALAYSIA	29 985	5 917	1 982	ETHIOPIA	9 182	423	155
SINGAPORE	33 763	6 743	2 278	SOMALIA	818	182	57
PHILIPPINES	16 648	4 567	1 572	KENYA	16 194	1 179	389
CHINA	316 269	25 338	8 726	TANZANIA	6 815	772	263
NORTH KOREA	1 317	276	94	MOZAMBIQUE	2 989	341	111
SOUTH KOREA	50 109	13 258	4 529	MADAGASCAR	6 336	371	131
JAPAN	141 467	168 847	57 078	MAURITIUS	4 815	497	168
TAIWAN	95 397	37 897	12 975	ZAMBIA	8 062	939	316
HONG KONG	70 460	12 747	4 341	ZIMBABWE	13 105	2 365	835
AUSTRALIA	2 143 259	45 731	15 356	MALAWI	3 308	251	82
PAPUA NEW G	3 950	336	110	REP S AFRICA	196 017	27 066	9 331
NEW ZEALAND	31 789	6 657	2 286	USA	901 201	226 846	76 944
WEST SAMOA	780	93	37	CANADA	148 621	22 785	7 801
523 OTHR INORGANIC CHEMICALS				MEXICO	48 063	12 053	4 089
IMPORTS	9 593 708	1 012 348	346 031	GUATEMALA	18 837	2 005	673
FRANCE	898 473	113 067	38 586	HONDURAS	9 468	843	289
BELGIUM LUX	2 073 385	140 468	48 207	EL SALVADOR	15 331	1 200	399
NETHERLANDS	2 130 337	201 176	69 192	NICARAGUA	590	223	75
ITALY	261 108	34 358	11 718	COSTA RICA	14 404	1 734	569
UNITED KINGDOM	152 318	51 709	17 446	PANAMA	6 820	765	268
IRELAND	385	11 718	4 003	CUBA	39 149	5 353	1 791
DENMARK	11 642	1 010	355	HAITI	5 551	446	153
NORWAY	332 364	43 193	14 719	DOMINIC REP	24 573	1 746	597
SWEDEN	292 878	35 920	12 234	JAMAICA	2 592	314	112
FINLAND	15 148	1 082	369	BARBADOS	727	126	43
SWITZERLAND	435 474	36 914	12 750	TRINIDAD TOB	22 643	1 949	673
AUSTRIA	382 174	35 005	11 957	COLOMBIA	52 964	10 617	3 590
PORTUGAL	542	156	53	VENEZUELA	66 346	10 706	3 618
SPAIN	327 643	16 077	5 547	GUAYANA	1 433	265	91
YUGOSLAVIA	69 785	14 217	4 918	SURINAME	970	141	46
TURKEY	68 152	6 446	2 218	ECUADOR	37 928	3 663	1 252
				PERU	52 448	7 535	2 490

6 IMPORTS AND EXPORTS (SPECIAL TRADE) BY GROUPS OF THE SITC-REV. 11 AND BY COUNTRIES OF PRODUCTION AND CONSUMPTION 1985

GROUP COUNTRY	DT * 100 KG	1 000 DM	1 000 \$	GROUP COUNTRY	DT * 100 KG	1 000 DM	1 000 \$
BRAZIL	280 491	29 854	10 416	SAUDI ARABIA	2	97	34
CHILE	30 885	5 344	1 776	KUWAIT	1	635	216
BOLIVIA	4 585	578	192	QATAR		124	42
PARAGUAY	886	199	60	ARAB EMIRAT		100	35
URUGUAY	17 432	1 874	646	INDIA	12	158	56
ARGENTINA	68 085	11 435	3 933	INDONESIA		228	80
CYPRUS	17 336	2 654	928	CHINA		393	133
LEBANON	10 587	971	324	SOUTH KOREA		4 305	1 397
SYRIA	76 935	9 362	3 149	JAPAN	517	85 184	27 715
IRAQ	34 162	7 886	2 604	TAIWAN	41	314	107
IRAN	358 117	40 461	13 630	HONG KONG	2	85	31
ISRAEL	89 859	12 820	4 331	AUSTRALIA	1	245	86
JORDAN	8 504	1 088	368				
SAUDI ARABIA	160 079	11 833	3 989	531 SYNT DYE, NAT INDGO, LAKES			
KUWAIT	16 244	2 256	768				
BAHRAIN	15 250	2 122	712	IMPORTS	274 401	537 883	184 153
QATAR	5 985	583	196				
ARAB EMIRAT	69 081	6 516	2 270	FRANCE	32 380	70 176	24 032
OMAN	5 541	341	118	BELGIUM LUX	20 949	30 617	10 557
NORTH YEMEN	21 691	1 257	418	NETHERLANDS	7 433	9 651	3 271
SOUTH YEMEN	2 415	255	84	ITALY	26 941	24 397	8 293
AFGHANISTAN	1 533	254	91	UNTD KINGDOM	50 371	84 242	28 825
PAKISTAN	45 916	6 995	2 382	IRELAND		338	110
INDIA	102 326	13 406	4 596	DENMARK	5 177	9 066	3 058
BANGLADESH	9 236	1 892	636	GREECE	363	1 012	356
SRI LANKA	11 730	956	319	NORWAY	216	147	50
BURMA	19 522	1 182	422	SWEDEN	205	303	104
THAILAND	64 452	7 506	2 522	FINLAND	76	665	229
INDONESIA	36 137	6 674	2 288	SWITZERLAND	71 426	207 073	71 319
MALAYSIA	29 917	3 731	1 255	AUSTRIA	483	561	188
SINGAPORE	49 427	8 079	2 721	SPAIN	11 599	7 595	2 620
PHILIPPINES	39 882	6 239	2 118	YUGOSLAVIA	92	107	38
CHINA	284 439	21 500	7 204	TURKEY	50	106	40
NORTH KOREA	1 947	215	72	POLAND	571	706	248
SOUTH KOREA	217 023	26 801	9 133	CZECHOSLOVA	3 748	6 097	2 061
JAPAN	566 331	124 943	42 537	EGYPT	79	146	48
TAIWAN	167 544	20 023	6 803	USA	9 184	27 963	9 422
HONG KONG	34 896	35 982	12 257	MEXICO	215	393	123
AUSTRALIA	93 714	14 223	4 824	BRAZIL	1 426	2 549	836
PAPUA NEW G	44 579	14 758	5 205	INDIA	3 953	8 577	2 930
NEW ZEALAND	36 826	3 768	1 268	CHINA	681	550	180
				SOUTH KOREA	2 670	4 435	1 502
				JAPAN	23 308	40 002	13 570
524 RADIOACTIVE ETC MATERIAL							
IMPORTS	47 676	2 977 683	1 023 536	EXPORTS	1 359 545	3 045 022	1 040 333
FRANCE	13 604	983 433	349 105	FRANCE	115 019	199 493	68 176
BELGIUM LUX	171	34 624	12 715	BELGIUM LUX	38 003	82 225	28 139
NETHERLANDS	2 104	344 740	112 253	NETHERLANDS	46 070	80 424	27 561
ITALY		2 805	989	ITALY	173 618	310 085	105 963
UNTD KINGDOM	2 476	154 969	51 059	UNTD KINGDOM	86 022	156 401	53 438
NORWAY	7	563	205	IRELAND	7 945	7 142	2 456
SWEDEN	46	18 774	6 472	DENMARK	17 783	38 604	13 285
FINLAND		191	67	GREECE	10 998	23 027	7 806
SWITZERLAND	52	11 914	4 032	ICELAND	167	645	221
AUSTRIA	5 975	5 466	1 874	NORWAY	7 885	12 516	4 288
SOVIETUNION	1 692	275 701	94 636	SWEDEN	47 964	40 139	13 753
REP S AFRICA	5 246	122 378	41 760	FINLAND	52 232	41 520	14 201
USA	7 207	748 975	257 213	SWITZERLAND	55 617	134 298	45 928
CANADA	992	115 590	38 785	AUSTRIA	38 909	55 892	19 148
BAHAMAS		115	37	PORTUGAL	20 272	47 041	16 049
ISRAEL		205	69	SPAIN	30 931	78 233	26 915
INDIA	765	474	160	MALTA	34	100	33
CHINA	13	757	252	YUGOSLAVIA	16 037	50 284	17 442
JAPAN	72	6 855	2 352	TURKEY	30 631	68 917	23 838
AUSTRALIA	7 250	148 937	49 455	SOVIETUNION	26 522	45 467	15 023
				POLAND	6 949	19 290	6 589
EXPORTS	14 860	515 121	174 462	CZECHOSLOVA	5 413	18 613	6 371
FRANCE	4 787	112 805	39 450	HUNGARY	8 726	21 881	7 425
BELGIUM LUX	321	32 418	12 189	ROMANIA	6 471	22 707	7 937
NETHERLANDS	18	4 537	1 545	BULGARIA	5 016	15 682	5 237
ITALY	38	20 988	7 163	ALBANIA	470	1 291	445
UNTD KINGDOM	5 456	105 503	35 919	MOROCCO	3 862	7 476	2 565
DENMARK	10	3 334	1 082	ALGERIA	4 128	8 360	2 814
GREECE		755	260	TUNISIA	2 488	6 340	2 074
NORWAY	3	913	317	LIBYA	1 111	1 591	517
SWEDEN	62	10 606	3 393	EGYPT	7 796	22 570	7 750
FINLAND	13	1 524	528	SUDAN	218	672	231
SWITZERLAND	98	9 434	3 182	MALI	1 350	3 972	1 375
AUSTRIA	48	8 105	2 780	UPPER VOLTA	198	782	271
PORTUGAL	3	351	119	NIGER	354	1 543	529
SPAIN	2	3 184	1 085	CHAD	26	103	36
MALTA		85	30	SENEGAL	931	2 698	912
YUGOSLAVIA	8	1 913	662	GAMBIA	70	174	64
TURKEY		715	246	GUINEA	46	352	122
SOVIETUNION	1 439	21 619	6 703	IVORY COAST	3 193	9 127	3 162
POLAND	30	816	286	GHANA	667	1 122	378
CZECHOSLOVA	4	286	99	TOGO	316	1 832	597
HUNGARY		210	69	BENIN	196	801	275
ROMANIA	1	149	53	NIGERIA	8 316	37 850	13 309
BULGARIA	11	250	86	CAMEROON	1 347	6 773	2 211
ALGERIA		149	52	CENT AFR REP	111	635	203
EGYPT		117	42	GABON	106	713	242
REP S AFRICA	24	984	333	CONGO	165	931	292
USA	1 263	51 419	17 592	ZAIRE	1 010	4 011	1 376
MEXICO	1	112	41	RWANDA	154	670	229
BRAZIL	21	151	48	BURUNDI	259	1 006	353
CHILE		89	32	ANGOLA	430	2 063	706
URUGUAY		102	34	ETHIOPIA	1 157	3 396	1 215
ARGENTINA	466	27 706	8 441	KENYA	1 679	5 009	1 723
IRAQ		89	30	UGANDA	40	148	51
IRAN	30	670	240	TANZANIA	500	1 518	517
ISRAEL	24	261	90	MADAGASCAR	1 157	5 093	1 736
				REUNION	36	108	38

6 IMPORTS AND EXPORTS (SPECIAL TRADE) BY GROUPS OF THE SITC-REV. 11 AND BY COUNTRIES OF PRODUCTION AND CONSUMPTION 1985

GROUP COUNTRY	DT * 100 KG	1 000 DM	1 000 \$	GROUP COUNTRY	DT * 100 KG	1 000 DM	1 000 \$
MAURITIUS	746	2 679	944	SPAIN	13 524	4 562	1 535
ZAMBIA	438	1 197	421	YUGOSLAVIA	20 149	5 523	2 065
ZIMBABWE	2 012	6 418	2 230	TURKEY	7 251	1 770	611
MALAWI	268	1 326	468	SOVIET UNION	7 283	1 955	630
REP S AFRICA	18 057	43 399	15 010	POLAND	8 009	1 984	682
USA	125 109	363 560	123 740	CZECHOSLOV	2 291	810	282
CANADA	28 278	66 924	22 854	HUNGARY	4 322	1 301	439
MEXICO	2 761	14 363	4 914	ROMANIA	831	225	81
GUATEMALA	1 406	5 467	1 921	BULGARIA	7 731	2 000	665
HONDURAS	407	1 498	526	MOROCCO	4 202	1 223	428
EL SALVADOR	399	2 112	703	ALGERIA	7 937	1 461	490
NICARAGUA	72	155	53	TUNISIA	6 467	1 263	416
COSTA RICA	352	1 389	473	LIBYA	2 010	485	173
PANAMA	1 088	2 389	798	EGYPT	12 343	2 314	793
CUBA	1 972	5 053	1 734	SUDAN	853	138	45
HAITI	84	226	81	MALI	960	159	53
DOMINIC REP	399	1 157	390	SENEGAL	945	147	50
JAMAICA	149	354	120	NIGERIA	2 441	623	224
TRINIDAD TOB	82	244	84	CAMEROON	503	113	42
COLOMBIA	6 997	24 126	8 143	ZAIRE	471	131	44
VENEZUELA	3 685	16 522	5 623	ANGOLA	404	152	53
ECUADOR	1 810	6 590	2 305	ETHIOPIA	3 323	824	272
PERU	2 810	9 477	3 269	SOMALIA	1 227	338	130
BRAZIL	10 042	39 413	13 611	KENYA	6 161	1 236	427
CHILE	2 582	7 739	2 631	TANZANIA	620	153	46
BOLIVIA	191	926	309	MADAGASCAR	2 170	518	171
PARAGUAY	422	1 151	391	ZAMBIA	3 280	802	302
URUGUAY	1 851	6 171	2 109	ZIMBABWE	1 330	587	206
ARGENTINA	2 758	9 527	3 287	REP S AFRICA	5 913	1 644	568
CYPRUS	241	643	220	USA	27 145	7 368	2 445
LEBANON	608	1 114	387	CANADA	8 673	2 164	737
SYRIA	1 773	3 576	1 201	MEXICO	96	770	259
IRAQ	2 896	6 521	2 191	GUATEMALA	3 495	711	249
IRAN	17 300	40 511	13 280	HONDURAS	1 588	601	212
ISRAEL	4 842	13 197	4 484	EL SALVADOR	2 411	464	156
JORDAN	325	621	206	NICARAGUA	2 765	464	156
SAUDI ARABIA	502	968	316	COSTA RICA	5 119	1 434	472
KUWAIT	204	452	152	PANAMA	4 631	902	311
ARAB EMIRAT	212	418	143	CUBA	715	212	68
OMAN	53	136	46	DOMINIC REP	2 182	694	234
NORTH YEMEN	1 038	2 016	674	JAMAICA	860	194	66
SOUTH YEMEN	39	89	30	COLOMBIA	3 166	920	314
AFGHANISTAN	769	1 576	518	VENEZUELA	25 297	7 183	2 461
PAKISTAN	7 593	16 170	5 550	ECUADOR	2 779	676	230
INDIA	3 297	12 123	4 187	PERU	1 886	889	302
BANGLADESH	1 835	4 298	1 445	BRAZIL	286	317	112
SRI LANKA	1 238	2 687	937	CHILE	3 178	1 181	407
NEPAL	35	102	32	BOLIVIA	1 820	413	140
BURMA	438	1 374	456	PARAGUAY	272	142	48
THAILAND	10 881	26 856	9 040	URUGUAY	3 355	1 571	522
INDONESIA	15 081	34 498	12 007	ARGENTINA	1 931	892	329
MALAYSIA	3 409	9 298	3 136	LEBANON	2 729	528	180
SINGAPORE	3 202	7 086	2 455	SYRIA	2 532	451	154
PHILIPPINES	3 839	7 738	2 678	IRAQ	2 227	722	256
CHINA	14 512	49 122	16 805	IRAN	3 333	1 045	351
SOUTH KOREA	12 662	55 135	18 779	ISRAEL	2 103	718	239
JAPAN	61 006	186 708	63 590	JORDAN	1 588	235	81
TAIWAN	18 787	60 526	20 575	SAUDI ARABIA	490	99	35
HONG KONG	32 758	98 789	33 874	NORTH YEMEN	1 470	291	88
AUSTRALIA	17 120	35 145	11 950	AFGHANISTAN	800	172	60
NEW ZEALAND	4 521	12 138	4 147	PAKISTAN	45 555	9 832	3 350
532 DYES NES, TANNING PRODS				INDIA	23 004	5 503	1 879
IMPORTS	81 961	35 318	11 954	BANGLADESH	12 545	2 297	796
FRANCE	23 611	7 486	2 528	SRI LANKA	2 472	432	146
BELGIUM LUX	739	1 108	369	NEPAL	550	107	36
NETHERLANDS	3 005	2 715	928	THAILAND	13 710	2 560	885
ITALY	13 243	4 163	1 451	INDONESIA	10 778	1 985	677
UNITED KINGDOM	5 248	1 371	470	MALAYSIA	5 005	1 016	347
IRELAND	18	257	84	SINGAPORE	108	145	52
DENMARK	198	83	30	PHILIPPINES	3 295	761	256
SWITZERLAND	773	2 165	734	SOUTH KOREA	51 799	12 027	4 106
SPAIN	985	3 207	1 085	JAPAN	49 239	15 337	5 193
YUGOSLAVIA	661	143	53	TAIWAN	66 533	14 133	4 876
CZECHOSLOV	1 142	175	61	HONG KONG	8 033	1 976	681
ETHIOPIA	85	601	200	AUSTRALIA	13 345	2 559	862
REP S AFRICA	662	181	64	NEW ZEALAND	11 651	2 162	718
USA	1 234	1 686	553	533 PIGMENTS, PAINTS, ETC			
PERU	620	1 941	629	IMPORTS	2 397 050	1 070 963	365 943
BRAZIL	13 798	2 771	930	FRANCE	417 573	175 462	60 080
PARAGUAY	2 906	848	297	BELGIUM LUX	460 597	197 033	67 441
ARGENTINA	11 831	3 545	1 198	NETHERLANDS	441 108	211 233	72 312
INDIA	696	399	134	ITALY	100 034	44 398	15 207
JAPAN	3	108	39	UNITED KINGDOM	205 896	131 826	44 927
TAIWAN	13	113	39	IRELAND	7 709	7 325	2 539
EXPORTS	980 596	238 471	81 270	DENMARK	55 014	27 454	9 224
FRANCE	56 624	11 008	3 736	GREECE	384	285	99
BELGIUM LUX	13 164	2 794	959	NORWAY	26 190	13 066	4 453
NETHERLANDS	39 460	8 998	3 084	SWEDEN	44 993	13 654	4 653
ITALY	205 549	49 197	16 731	FINLAND	66 951	25 424	8 674
UNITED KINGDOM	13 578	4 031	1 375	SWITZERLAND	163 776	92 821	31 686
IRELAND	733	194	62	AUSTRIA	289 241	30 733	10 543
DENMARK	3 933	1 296	444	SPAIN	29 360	12 460	4 241
GREECE	16 871	3 958	1 330	YUGOSLAVIA	2 512	803	266
NORWAY	2 610	732	251	POLAND	429	159	54
SWEDEN	6 294	1 687	584	CZECHOSLOV	7 575	1 009	347
FINLAND	8 775	2 330	794	HUNGARY	3 418	1 232	431
SWITZERLAND	8 369	2 398	818	USA	69 125	76 466	25 990
AUSTRIA	13 107	3 109	1 066	CANADA	1 518	709	250
PORTUGAL	15 871	3 998	1 358	ISRAEL	1 049	636	215
				CHINA	365	115	37
				JAPAN	1 904	6 371	2 178

6 IMPORTS AND EXPORTS (SPECIAL TRADE) BY GROUPS OF THE SITC-REV. 11 AND BY COUNTRIES OF PRODUCTION AND CONSUMPTION 1985

GROUP COUNTRY	DT * 100 KG	1 000 DM	1 000 \$	GROUP COUNTRY	DT * 100 KG	1 000 DM	1 000 \$
HONG KONG	173	102	38	OMAN	1 074		254
EXPORTS	8 376 181	3 335 678	1 141 675	NORTH YEMEN	2 898	2 382	827
FRANCE	923 532	378 259	129 062	AFGHANISTAN	281	145	49
BELGIUM LUX	615 103	252 332	86 114	PAKISTAN	14 574	7 368	2 513
NETHERLANDS	1 075 791	300 866	103 123	INDIA	14 939	8 195	2 706
ITALY	490 589	297 353	101 809	BANGLADESH	2 225	1 225	413
UNTD KINGDOM	345 081	194 014	66 697	SRI LANKA	9 866	2 742	939
IRELAND	18 709	8 303	2 820	BURMA	594	605	208
DENMARK	133 133	76 004	26 124	THAILAND	31 444	16 502	5 527
GREECE	75 016	42 987	14 868	INDONESIA	42 681	16 138	5 535
ICELAND	7 745	3 974	1 333	MALAYSIA	12 060	5 878	2 000
NORWAY	60 843	38 508	13 221	SINGAPORE	15 434	9 916	3 395
SWEDEN	195 608	124 111	42 582	PHILIPPINES	12 407	6 195	2 082
FINLAND	73 551	46 317	15 878	CHINA	7 928	7 529	2 547
SWITZERLAND	1 601 225	199 216	68 420	SOUTH KOREA	24 249	21 933	7 477
AUSTRIA	460 700	196 438	67 208	JAPAN	76 375	55 741	19 163
PORTUGAL	39 968	21 994	7 517	TAIWAN	43 677	28 223	9 641
SPAIN	104 243	68 115	23 445	HONG KONG	15 915	14 310	4 941
MALTA	1 473	980	333	AUSTRALIA	58 247	23 801	8 111
YUGOSLAVIA	128 072	77 228	26 649	NEW ZEALAND	9 329	4 155	1 401
TURKEY	67 781	38 195	13 115	FR POLYNESIA	873	492	168
SOVIETUNION	123 174	71 481	24 405	541 MEDICINAL ETC PRODUCTS			
POLAND	41 869	28 787	9 775	IMPORTS	590 200	3 991 524	1 361 395
CZECHOSLOVA	39 583	33 227	11 372	FRANCE	124 411	552 202	188 734
HUNGARY	46 619	35 939	12 248	BELGIUM LUX	48 023	307 507	104 908
ROMANIA	34 742	18 670	6 470	NETHERLANDS	35 490	281 720	95 893
BULGARIA	43 811	28 091	9 601	ITALY	82 674	308 909	109 089
ALBANIA	224	276	90	UNTD KINGDOM	41 640	312 442	106 419
CANARY IS	2 678	1 945	650	IRELAND	15 281	59 930	20 746
MOROCCO	30 469	6 918	2 392	DENMARK	13 661	116 443	39 467
ALGERIA	124 561	46 849	16 073	GREECE	533	504	188
TUNISIA	15 234	6 164	2 082	NORWAY	1 443	26 974	9 100
LIBYA	12 021	7 670	2 568	SWEDEN	14 221	150 055	51 821
EGYPT	69 309	20 669	7 004	FINLAND	1 048	9 777	3 451
SUDAN	1 031	692	237	SWITZERLAND	70 352	701 085	238 267
MALI	837	292	103	AUSTRIA	30 762	186 521	63 926
SENEGAL	1 514	666	223	PORTUGAL	1 590	7 929	2 735
GUINEA	640	281	92	SPAIN	15 497	67 080	23 290
SIERRA LEONE	101	90	30	MALTA	434	1 896	658
LIBERIA	1 273	644	215	YUGOSLAVIA	6 510	20 673	7 150
IVORY COAST	4 517	2 268	772	TURKEY	511	6 649	2 239
GHANA	1 487	1 000	354	SOVIETUNION	1 176	8 455	2 801
TOGO	191	118	38	POLAND	65	1 483	488
BENIN	640	238	80	CZECHOSLOVA	433	12 704	4 465
NIGERIA	19 504	12 038	4 085	HUNGARY	187	2 908	964
CAMEROON	2 060	1 057	343	ROMANIA	2 517	7 254	2 526
CENT AFR REP	642	90	30	BULGARIA	752	5 039	1 711
CONGO	640	261	85	ZAIRE	1 625	18 202	5 879
ZAIRE	1 526	965	330	REP S AFRICA	265	2 429	828
RWANDA	412	169	58	USA	28 931	512 522	170 996
BURUNDI	312	419	41	CANADA	60	5 804	1 956
ANGOLA	4 849	2 473	839	MEXICO	507	18 729	6 285
ETHIOPIA	501	330	113	PANAMA	207	497	181
KENYA	6 204	2 852	998	BAHAMAS		8 438	2 771
UGANDA	86	92	34	ECUADOR	4	414	137
TANZANIA	916	669	226	BRAZIL	2 869	43 752	15 090
MADAGASCAR	509	406	135	ARGENTINA	1 242	9 246	3 142
MAURITIUS	199	205	66	ISRAEL	441	4 002	1 377
ZAMBIA	431	313	117	INDIA	1 884	2 829	956
ZIMBABWE	749	552	190	INDONESIA	433	7 199	2 412
REP S AFRICA	32 344	19 667	6 671	MALAYSIA	334	1 865	650
BOTSWANA	250	110	36	SINGAPORE	117	446	146
USA	343 267	170 627	58 547	PHILIPPINES	15	207	67
CANADA	37 998	18 420	6 257	CHINA	22 000	81 626	27 420
MEXICO	1 622	3 096	1 059	SOUTH KOREA	7	150	48
GUATEMALA	1 873	1 816	625	JAPAN	55	4 967	1 737
HONDURAS	1 293	1 297	445	TAIWAN	14 160	97 752	33 491
EL SALVADOR	1 084	1 277	438	HONG KONG	3 623	12 218	4 073
NICARAGUA	374	289	103	AUSTRALIA	126	985	339
COSTA RICA	2 262	2 341	809	NEW ZEALAND	28	634	222
PANAMA	1 716	1 679	571		40	315	107
CUBA	2 873	1 695	554	EXPORTS	1 110 478	6 938 753	2 367 525
BAHAMAS	244	99	35	FRANCE	75 689	342 831	116 684
DOMINIC REP	1 806	1 055	363	BELGIUM LUX	61 882	388 736	132 987
GUADELOUPE	207	240	78	NETHERLANDS	56 747	300 545	102 737
MARTINIQUE	312	321	104	ITALY	99 373	719 918	243 896
JAMAICA	419	328	110	UNTD KINGDOM	62 516	473 866	161 722
BARBADOS	149	183	60	IRELAND	11 992	92 636	30 515
TRINIDAD TOB	258	279	99	DENMARK	31 400	129 800	44 263
COLOMBIA	11 324	7 284	2 495	GREECE	12 145	66 442	22 705
VENEZUELA	30 455	17 443	5 747	ICELAND	448	1 893	641
SURINAME	532	263	87	NORWAY	5 621	44 201	15 058
ECUADOR	9 176	5 780	2 004	SWEDEN	21 288	194 268	66 548
PERU	8 276	4 823	1 633	FINLAND	10 188	65 850	22 447
BRAZIL	20 481	13 825	4 842	SWITZERLAND	60 944	431 275	148 392
CHILE	6 236	5 147	1 771	AUSTRIA	61 752	443 390	151 385
BOLIVIA	442	494	167	PORTUGAL	9 103	77 760	26 457
PARAGUAY	353	218	71	SPAIN	18 909	101 814	34 314
URUGUAY	3 129	2 349	798	ANDORRA	71	466	163
ARGENTINA	8 701	5 343	1 835	VATICAN CITY	2	172	61
CYPRUS	1 330	1 092	368	MALTA	729	3 948	1 371
LEBANON	8 810	2 730	941	YUGOSLAVIA	7 081	79 249	27 105
SYRIA	20 021	5 841	2 019	TURKEY	4 537	51 303	17 378
IRAQ	29 905	14 614	4 986	SOVIETUNION	1 805	9 427	3 216
IRAN	28 084	16 966	5 815	POLAND	16 543	119 671	41 085
ISRAEL	33 076	19 533	6 653	CZECHOSLOVA	1 094	15 549	5 323
JORDAN	9 533	2 932	1 030	HUNGARY	3 474	31 559	10 790
SAUDI ARABIA	228 863	33 590	11 371	ROMANIA	3 733	22 044	7 798
KUWAIT	16 030	7 885	2 685	BULGARIA	18 284	24 242	8 165
BAHRAIN	1 366	998	325				
QATAR	847	475	167				
ARAB EMIRAT	10 472	5 285	1 799				

6 IMPORTS AND EXPORTS (SPECIAL TRADE) BY GROUPS OF THE SITC-REV. II AND BY COUNTRIES OF PRODUCTION AND CONSUMPTION 1985

GROUP COUNTRY	DT * 100 KG	1 000 DM	1 000 \$	GROUP COUNTRY	DT * 100 KG	1 000 DM	1 000 \$
ALBANIA	13	166	53	JAPAN	53 881	518 934	177 783
MOROCCO	466	5 520	1 850	TAIWAN	9 343	53 651	18 264
ALGERIA	1 707	16 310	5 663	HONG KONG	8 572	44 487	15 254
TUNISIA	1 065	3 209	1 064	MACAO	39	206	72
LIBYA	730	5 161	1 823	AUSTRALIA	16 543	124 067	42 548
EGYPT	14 040	98 352	34 272	PAPUA NEW G	259	1 363	442
SUDAN	4 068	10 501	3 614	NEW ZEALAND	2 987	26 266	8 952
MAURITANIA	131	116	42	AMER OCEANIA	18	101	36
MALI	48	352	124	FIJI	62	242	87
UPPER VOLTA	124	579	195	TONGA	37	110	40
NIGER	130	967	327				
CHAD	102	905	319	551 ESSENTL OIL, PERFUME, ETC			
SENEGAL	112	226	82				
GAMBIA	66	345	110	IMPORTS	176 103	392 587	133 380
GUINEA	153	2 053	677				
SIERRA LEONE	306	658	222	FRANCE	24 565	89 054	30 277
LIBERIA	622	2 220	777	BELGIUM LUX	3 179	7 921	2 701
IVORY COAST	2 384	10 163	3 540	NETHERLANDS	19 790	46 823	16 062
GHANA	1 579	7 142	2 413	ITALY	16 342	10 933	3 707
TOGO	103	243	82	UNTD KINGDOM	16 159	40 758	13 959
BENIN	72	357	121	IRELAND	2 903	12 281	4 193
NIGERIA	16 037	35 137	12 090	DENMARK	433	889	298
CAMEROON	173	833	274	GREECE	1 535	1 548	516
CENT AFR REP	21	162	54	SWEDEN	4 641	1 747	584
GABON	60	444	168	SWITZERLAND	16 969	89 517	10 279
CONGO	89	362	125	AUSTRIA	4 543	4 235	1 454
ZAIRE	3 277	5 638	1 913	PORTUGAL	1 083	1 801	594
RWANDA	227	1 074	371	SPAIN	2 201	4 646	1 570
BURUNDI	577	2 065	691	YUGOSLAVIA	1 692	2 668	892
ANGOLA	2 219	16 121	5 408	TURKEY	180	130	41
ETHIOPIA	7 492	16 138	5 541	SOVIET UNION	133	1 113	371
SOMALIA	719	1 306	453	POLAND	3 727	875	311
KENYA	2 185	11 747	4 100	HUNGARY	463	766	264
UGANDA	276	1 796	592	ROMANIA	1 109	429	141
TANZANIA	5 818	12 524	4 334	BULGARIA	166	887	318
SEYCHELLES	18	137	49	MOROCCO	1 146	1 764	585
MOZAMBIQUE	635	3 047	1 056	TUNISIA	22	153	50
MADAGASCAR	56	324	111	EGYPT	22	648	215
MAURITIUS	276	1 625	558	MADAGASCAR	336	382	124
ZAMBIA	297	2 067	684	REP S AFRICA	505	562	191
ZIMBABWE	338	2 778	971	USA	12 422	30 254	10 237
MALAWI	230	942	335	CANADA	276	740	247
REP S AFRICA	6 583	64 204	21 841	MEXICO	74	835	286
BOTSWANA	57	116	41	GUATEMALA	15	205	70
LESOTHO	11	130	43	WEST INDIES	14	129	47
USA	83 245	453 330	152 831	PERU	72	440	154
CANADA	11 096	79 687	27 216	BRAZIL	28 712	12 352	4 213
MEXICO	10 999	47 843	16 221	PARAGUAY	429	1 703	550
GUATEMALA	1 108	9 868	3 360	ARGENTINA	385	1 036	356
HONDURAS	1 270	8 111	2 715	CYPRUS	239	127	42
EL SALVADOR	731	7 624	2 616	ISRAEL	1 332	870	292
NICARAGUA	267	2 131	712	INDIA	213	1 847	617
COSTA RICA	1 039	4 197	1 420	SRI LANKA	108	632	213
PANAMA	2 466	35 330	12 118	INDONESIA	954	3 204	1 086
CUBA	2 191	9 741	3 335	MALAYSIA	18	103	35
WEST INDIES	149	212	68	CHINA	6 339	13 700	4 609
HAITI	599	2 727	896	JAPAN	163	753	250
BAHAMAS	8	175	59	TAIWAN	117	327	108
DOMINIC REP	740	6 874	2 313	HONG KONG	114	192	62
JAMAICA	79	599	202	AUSTRALIA	68	203	68
BARBADOS	651	614	208				
TRINIDAD TOB	1 892	1 494	533	EXPORTS	136 293	378 312	129 394
NETH ANTILL	240	1 206	412				
COLOMBIA	4 144	37 558	12 662	FRANCE	6 196	19 681	6 646
VENEZUELA	3 893	36 184	12 277	BELGIUM LUX	5 524	12 784	4 327
SURINAME	66	368	124	NETHERLANDS	7 548	16 835	5 747
ECUADOR	1 675	29 335	10 078	ITALY	12 816	33 044	11 199
PERU	1 539	15 197	5 156	UNTD KINGDOM	15 039	33 261	11 376
BRAZIL	7 966	44 514	15 407	IRELAND	292	541	186
CHILE	3 260	14 544	4 917	DENMARK	2 571	5 189	1 762
BOLIVIA	249	1 411	503	GREECE	2 236	5 709	1 948
PARAGUAY	584	3 126	1 030	NORWAY	710	1 570	531
URUGUAY	667	8 285	2 760	SWEDEN	1 011	4 241	1 435
ARGENTINA	6 074	33 750	11 444	FINLAND	706	3 437	1 181
CYPRUS	1 563	5 453	1 873	SWITZERLAND	6 855	18 307	6 281
LEBANON	2 971	43 467	14 885	AUSTRIA	5 792	16 413	5 569
SYRIA	9 978	35 750	12 231	PORTUGAL	470	1 531	523
IRAQ	18 955	53 614	18 751	SPAIN	6 526	16 129	5 472
IRAN	10 033	51 439	17 646	MALTA	149	505	171
ISRAEL	2 785	27 774	9 486	YUGOSLAVIA	2 943	9 965	3 510
JORDAN	3 495	15 063	5 299	TURKEY	1 374	3 658	1 249
SAUDI ARABIA	15 930	94 963	32 360	SOVIET UNION	1 257	10 305	3 613
KUWAIT	3 117	16 904	5 798	POLAND	1 072	3 479	1 212
BAHRAIN	978	3 407	1 148	CZECHOSLOVA	449	3 165	1 097
QATAR	530	3 944	1 360	HUNGARY	1 631	4 177	1 450
ARAB EMIRAT	4 049	14 816	5 113	ROMANIA	380	2 307	809
OMAN	1 675	5 144	1 783	BULGARIA	380	1 711	580
NORTH YEMEN	4 351	23 254	7 927	MOROCCO	172	397	136
SOUTH YEMEN	533	2 900	976	ALGERIA	1 291	2 848	1 037
AFGHANISTAN	1 028	5 083	1 727	TUNISIA	153	896	312
PAKISTAN	7 762	42 610	14 731	LIBYA	392	1 018	327
INDIA	3 753	22 117	7 719	EGYPT	791	2 297	794
BANGLADESH	3 605	18 474	6 319	SUDAN	350	792	286
SRI LANKA	1 709	5 126	1 806	MALI	33	138	51
NEPAL	79	385	131	SENEGAL	25	89	31
BURMA	1 067	4 167	1 409	GAMBIA	32	97	32
THAILAND	11 984	53 373	18 172	SIERRA LEONE	22	88	31
VIETNAM	242	865	325	LIBERIA	91	120	42
INDONESIA	4 460	33 995	11 579	IVORY COAST	97	416	136
MALAYSIA	4 777	25 675	8 809	GHANA	41	109	43
SINGAPORE	4 103	17 837	6 074	NIGERIA	3 146	10 390	3 539
PHILIPPINES	3 534	22 052	7 506	CAMEROON	54	193	66
CHINA	3 910	14 760	5 026	ZAIRE	139	397	148
SOUTH KOREA	3 551	28 925	9 815	RWANDA	234	918	323

6 IMPORTS AND EXPORTS (SPECIAL TRADE) BY GROUPS OF THE SITC-REV. II AND BY COUNTRIES OF PRODUCTION AND CONSUMPTION 1985

GROUP COUNTRY	DT = 100 KG	1 000 DM	1 000 \$	GROUP COUNTRY	DT = 100 KG	1 000 DM	1 000 \$
SWEDEN	17 671	5 286	1 800	CYPRUS	9 021	2 967	1 025
FINLAND	282	118	40	LEBANON	22 990	5 518	1 891
SWITZERLAND	314 533	72 968	24 923	SYRIA	27 498	5 941	2 007
AUSTRIA	62 216	12 675	4 279	IRAQ	12 690	5 421	1 857
SPAIN	82 414	19 112	6 303	IRAN	38 026	13 765	4 751
YUGOSLAVIA	69 235	8 034	2 743	ISRAEL	40 186	12 380	4 230
POLAND	3 300	626	219	JORDAN	6 170	2 190	737
CZECHOSLOVA	11 997	1 709	584	SAUDI ARABIA	47 881	14 684	4 883
HUNGARY	6 633	1 853	670	KUWAIT	15 834	5 229	1 758
ROMANIA	3 170	223	87	BAHRAIN	1 584	720	242
BULGARIA	1 785	400	140	QATAR	985	456	156
USA	51 147	37 712	12 704	ARAB EMIRAT	12 367	5 265	1 762
CANADA	2 672	2 465	840	OMAN	7 845	2 549	874
JAPAN	1 409	1 761	607	NORTH YEMEN	2 883	984	324
EXPORTS	6 284 336	1 883 639	643 017	SOUTH YEMEN	300	188	65
FRANCE	962 020	269 483	91 973	AFGHANISTAN	2 175	944	326
BELGIUM LUX	702 568	167 904	57 477	PAKISTAN	12 461	3 798	1 300
NETHERLANDS	656 150	148 402	50 784	INDIA	8 314	3 272	1 142
ITALY	527 513	171 246	58 126	BANGLADESH	2 200	780	266
UNTD KINGDOM	248 450	90 033	30 844	SRI LANKA	1 626	694	242
IRELAND	12 418	4 377	1 503	BURMA	774	226	76
DENMARK	139 568	39 669	13 642	THAILAND	15 438	6 125	2 059
GREECE	63 334	22 753	7 789	INDONESIA	18 773	9 247	3 230
ICELAND	6 154	2 177	752	MALAYSIA	11 997	4 112	1 394
NORWAY	31 241	12 837	4 441	SINGAPORE	13 298	4 608	1 571
SWEDEN	115 712	36 385	12 481	PHILIPPINES	8 325	2 851	993
FINLAND	72 334	23 306	7 921	CHINA	19 307	8 735	2 854
SWITZERLAND	350 637	107 582	36 691	SOUTH KOREA	32 337	13 067	4 445
AUSTRIA	522 357	139 386	47 479	JAPAN	51 463	20 716	7 204
PORTUGAL	34 492	13 224	4 520	TAIWAN	30 464	11 895	4 071
SPAIN	57 950	20 863	7 109	HONG KONG	39 416	14 277	4 917
MALTA	6 768	1 753	604	AUSTRALIA	30 454	15 799	5 441
YUGOSLAVIA	127 860	38 060	13 141	NEW ZEALAND	16 977	6 132	2 084
TURKEY	36 842	11 423	3 931	562 FERTILIZERS MANUFACTURED			
SOVIETUNION	232 239	76 032	25 454	IMPORTS	41 402 006	1 378 380	475 240
POLAND	139 327	29 398	10 020	FRANCE	3 715 969	112 401	39 323
CZECHOSLOVA	55 922	19 855	6 927	BELGIUM LUX	10 336 428	257 098	88 188
HUNGARY	81 245	19 275	6 648	NETHERLANDS	9 059 483	324 363	112 751
ROMANIA	10 094	4 141	1 455	ITALY	1 382 347	51 083	17 888
BULGARIA	50 688	19 075	6 499	UNTD KINGDOM	496 284	19 409	6 679
ALBANIA	2 405	694	243	IRELAND	38 726	1 433	504
CANARY IS	187	167	54	DENMARK	1 736 255	43 885	15 000
MOROCCO	9 690	3 239	1 125	NORWAY	1 015 511	43 634	15 533
CEUTA MEL	387	214	76	SWEDEN	675 491	22 442	7 799
ALGERIA	113 898	20 629	6 830	SWITZERLAND	16 996	2 616	888
TUNISIA	7 955	3 237	1 142	AUSTRIA	4 020 150	155 922	53 616
LIBYA	4 994	2 731	884	PORTUGAL	843 124	26 117	8 734
EGYPT	22 041	8 030	2 791	SPAIN	614 026	17 977	6 550
SUDAN	274	154	53	YUGOSLAVIA	1 059 764	38 437	12 746
MAURITANIA	504	107	33	SOVIETUNION	100 588	4 669	1 754
MALI	692	221	76	POLAND	436 142	13 237	4 617
UPPER VOLTA	434	167	55	CZECHOSLOVA	316 096	10 287	3 513
NIGER	909	382	121	HUNGARY	1 980 896	68 393	24 377
SENEGAL	1 099	446	150	ROMANIA	1 267 562	36 590	12 353
LIBERIA	4 723	1 900	661	MOROCCO	255 026	11 397	3 786
IVORY COAST	3 275	1 401	462	TUNISIA	94 495	4 260	1 461
GHANA	1 842	914	309	REP S AFRICA	364 693	21 666	6 818
TOGO	1 050	353	120	USA	1 411 300	86 035	28 536
BENIN	1 176	568	192	CANADA	1 232	164	57
NIGERIA	15 874	7 675	2 603	TRINIDAD TOB	104 111	1 405	559
CAMEROON	7 312	2 376	810	IRAQ	47 849	1 985	700
GABON	997	333	121	KUWAIT	5 098	191	74
CONGO	1 243	609	208	JAPAN	5 590	1 141	387
ZAIRE	4 326	1 841	616	EXPORTS	47 697 285	1 588 884	534 387
RWANDA	874	294	96	FRANCE	3 732 511	141 114	47 436
ANGOLA	3 488	1 464	500	BELGIUM LUX	13 853 924	365 856	122 742
ETHIOPIA	2 036	468	168	NETHERLANDS	3 660 562	109 157	37 150
SOMALIA	1 020	232	77	ITALY	2 158 436	103 497	34 729
KENYA	4 725	1 875	637	UNTD KINGDOM	1 370 476	34 370	11 444
TANZANIA	4 511	1 973	667	IRELAND	3 366 804	91 522	30 505
MADAGASCAR	907	362	124	DENMARK	2 083 468	83 964	27 680
REUNION	239	99	34	GREECE	587 281	33 107	10 841
MAURITIUS	777	426	150	ICELAND	5 146	238	72
ZAMBIA	400	131	48	NORWAY	396 163	12 266	4 327
ZIMBABWE	1 144	500	168	SWEDEN	1 660 113	61 047	20 482
MALAWI	107	97	37	FINLAND	234 159	6 112	2 055
REP S AFRICA	33 652	15 482	5 222	SWITZERLAND	747 787	29 621	10 060
USA	67 149	41 101	14 239	AUSTRIA	2 121 269	70 949	24 428
CANADA	15 206	8 017	2 777	PORTUGAL	29 173	1 622	516
MEXICO	3 181	1 830	631	SPAIN	192 200	6 979	2 363
GUATEMALA	4 803	1 916	648	MALTA	5 400	212	76
HONDURAS	1 144	709	248	YUGOSLAVIA	33 296	2 268	758
EL SALVADOR	3 448	1 353	454	TURKEY	14 438	1 565	542
NICARAGUA	1 168	635	219	SOVIETUNION	566	120	43
COSTA RICA	2 824	1 261	421	POLAND	333 850	13 703	4 681
PANAMA	1 117	465	149	CZECHOSLOVA	12 357	801	256
CUBA	5 438	2 297	774	HUNGARY	154 829	6 382	2 088
HAITI	359	182	62	ROMANIA	2 080	148	52
DOMINIC REP	3 983	1 267	426	BULGARIA	2 390	629	206
BARBADOS	350	160	56	MOROCCO	18 974	688	244
TRINIDAD TOB	622	324	110	ALGERIA	75 703	3 832	1 299
NETH ANTILL	151	111	38	TUNISIA	13 730	749	231
COLOMBIA	17 102	6 859	2 341	EGYPT	338 580	14 058	4 907
VENEZUELA	9 567	5 374	1 799	SUDAN	309 200	13 615	5 218
ECUADOR	5 768	2 761	947	MALI	2 880	168	56
PERU	11 453	5 258	1 772	CHAD	7 763	297	108
BRAZIL	16 073	8 984	3 028	IVORY COAST	6 928	150	55
CHILE	19 271	7 326	2 531	TOGO	57 173	2 379	750
BOLIVIA	1 319	654	220	CAMEROON	27 093	739	227
PARAGUAY	1 663	717	246				
URUGUAY	7 876	2 589	892				
ARGENTINA	13 311	4 675	1 584				

6 IMPORTS AND EXPORTS (SPECIAL TRADE) BY GROUPS OF THE SITC-REV. 11 AND BY COUNTRIES OF PRODUCTION AND CONSUMPTION 1985

GROUP COUNTRY	DT * 100 KG	1 000 DM	1 000 \$	GROUP COUNTRY	DT * 100 KG	1 000 DM	1 000 \$
GABON	11 001	473	156	SWITZERLAND	2 231	5 146	1 725
CONGO	61 201	1 348	546	AUSTRIA	5 332	11 073	3 949
ZAIRE	20 158	842	294	PORTUGAL	193	1 260	410
ANGOLA	13 747	601	206	SPAIN	817	900	326
ETHIOPIA	66 828	2 428	951	YUGOSLAVIA	44	266	90
KENYA	1 030	248	82	TURKEY	3 937	3 260	1 125
UGANDA	5 000	211	69	CZECHOSLOVA	17 005	4 632	1 604
ZIMBABWE	108 169	5 970	1 967	BULGARIA	2	114	36
REP S AFRICA	411 348	14 432	4 730	MOROCCO	70	416	161
USA	516 544	28 843	9 336	ALGERIA	21	159	58
CANADA	8 788	813	264	LIBYA	19 193	4 732	1 527
MEXICO	927	93	30	EGYPT	671	3 634	1 357
GUATEMALA	167 406	7 896	2 634	SUDAN	1 648	841	281
HONDURAS	86 618	2 706	954	MALI	4 668	1 592	538
EL SALVADOR	140 885	2 538	823	CAPE VERDE	450	115	44
NICARAGUA	1 014	440	138	SIERRA LEONE	308	111	42
COSTA RICA	38 181	1 296	422	IVORY COAST	74	129	48
PANAMA	40 462	1 369	455	GHANA	1 639	863	310
DOMINIC REP	7 554	384	121	TOGO	933	341	115
BARBADOS	3 463	263	95	NIGERIA	12 076	11 373	3 856
TRINIDAD TOB	19 730	1 115	382	CAMEROON	48	117	39
COLOMBIA	7 604	1 152	400	CONGO	430	164	62
VENEZUELA	63 476	2 685	823	ZAIRE	385	1 288	421
SURINAME	87 250	4 449	1 473	RWANDA	319	110	33
ECUADOR	36 646	2 911	979	KENYA	1 940	609	200
PERU	7 690	355	113	TANZANIA	167	144	48
BRAZIL	1 156 858	31 446	10 876	REP S AFRICA	124	300	100
CHILE	4 560	346	121	USA	511	2 344	798
BOLIVIA	65 114	3 052	1 076	CANADA	194	887	310
PARAGUAY	11 065	390	133	PERU	1 355	2 347	756
URUGUAY	49 050	1 777	604	CHILE	36	98	31
ARGENTINA	22 248	1 048	376	PARAGUAY	5	86	31
CYPRUS	2 439	188	64	ARGENTINA	100	98	30
LEBANON	6 863	356	118	SYRIA	676	1 467	501
SYRIA	392	173	61	IRAQ	1 608	320	98
IRAQ	16 586	1 200	422	IRAN	1	105	32
IRAN	543	196	67	ISRAEL	238	638	207
ISRAEL	29 358	1 950	638	SAUDI ARABIA	2 598	2 583	857
JORDAN	3 796	457	151	KUWAIT	365	2 073	644
SAUDI ARABIA	60 889	5 462	2 002	ARAB EMIRAT	270	837	288
KUWAIT	3 858	246	82	OMAN	62	975	349
ARAB EMIRAT	18 019	1 136	393	NORTH YEMEN	12 988	4 246	1 519
OMAN	24 735	1 872	641	SOUTH YEMEN	6 341	3 509	1 204
PAKISTAN	108 742	6 674	2 125	INDIA	43	113	41
INDIA	3 321 800	100 730	33 374	SRI LANKA	8 735	3 262	1 154
BANGLADESH	145 245	7 747	2 488	NEPAL	46	472	187
SRI LANKA	382 431	9 950	3 675	BURMA	3 809	917	294
NEPAL	56 640	2 663	1 007	THAILAND	120	665	227
THAILAND	133 326	4 624	1 532	MALAYSIA	785	2 418	874
INDONESIA	93 504	7 197	2 410	SINGAPORE	727	5 182	1 704
MALAYSIA	743 598	23 508	7 731	SOUTH KOREA	129	127	41
SINGAPORE	173 122	8 935	2 946	TAIWAN	100	153	54
PHILIPPINES	722	155	50	HONG KONG	75	210	73
CHINA	291 103	18 103	5 635	AUSTRALIA	144	652	216
JAPAN	1 045 228	35 228	12 420	NEW ZEALAND	45	132	44
TAIWAN	18 486	1 647	579				
HONG KONG	36 764	1 736	592				
AUSTRALIA	34 217	3 224	1 087				
PAPUA NEW G	31 817	1 707	561				
NEW ZEALAND	44 092	2 880	976				
				582 PROD OF CONDENSATION ETC			
				IMPORTS	7 973 546	3 352 640	1 147 972
				FRANCE	523 447	291 193	99 456
				BELGIUM LUX	1 071 476	522 999	179 239
				NETHERLANDS	2 823 364	1 136 099	389 622
				ITALY	941 334	282 658	96 650
				UNTD KINGDOM	287 561	182 840	62 504
				IRELAND	4 176	8 360	2 818
				DENMARK	123 803	24 744	8 536
				NORWAY	35 485	10 614	3 684
				SWEDEN	76 630	24 348	8 329
				FINLAND	5 218	1 575	557
				SWITZERLAND	337 984	231 538	78 636
				AUSTRIA	601 713	98 590	33 909
				PORTUGAL	1 507	1 166	404
				SPAIN	57 199	17 774	6 162
				MALTA	430	104	38
				YUGOSLAVIA	96 684	17 642	6 084
				TURKEY	10 809	696	216
				SOVIET UNION	1 732	388	125
				POLAND	233 585	16 847	5 787
				CZECHOSLOVA	274 585	17 368	5 897
				HUNGARY	2 315	886	292
				ROMANIA	15 851	5 401	1 885
				BULGARIA	6 406	1 925	675
				EGYPT	2 100	168	65
				REP S AFRICA	4 289	1 907	671
				USA	342 231	347 691	119 293
				CANADA	1 231	873	290
				ECUADOR	130	84	30
				BRAZIL	1 616	874	315
				ISRAEL	9 457	3 471	1 206
				INDIA	241	129	42
				SOUTH KOREA	3 063	3 332	1 093
				JAPAN	72 970	97 483	33 170
				TAIWAN	117	490	169
				EXPORTS	12 618 785	6 133 845	2 094 864
				FRANCE	1 927 143	815 584	278 275
				BELGIUM LUX	1 142 591	363 368	123 806
				NETHERLANDS	1 034 856	436 379	149 177
				ITALY	1 476 707	729 009	246 422
				UNTD KINGDOM	935 615	513 218	175 544
				IRELAND	80 011	29 821	10 155
				DENMARK	280 113	141 843	48 645

572 EXPLOSIVES, PYROTECH PROD

IMPORTS

FRANCE	1 507	5 161	1 748
BELGIUM LUX	2 499	5 664	1 921
NETHERLANDS	14 168	35 273	12 026
ITALY	7 616	8 950	3 031
UNTD KINGDOM	1 903	4 714	1 606
NORWAY	2 391	14 150	4 727
SWEDEN	945	2 404	807
FINLAND	751	2 273	810
SWITZERLAND	670	2 620	884
AUSTRIA	46	327	111
SPAIN	231	491	183
YUGOSLAVIA	13 240	2 604	903
POLAND	6 901	1 026	357
CZECHOSLOVA	515	355	121
HUNGARY	2 611	407	144
USA	194	1 592	552
BRAZIL	365	710	245
ISRAEL	1 860	4 599	1 590
SINGAPORE	288	358	112
CHINA	58 688	36 907	13 006
SOUTH KOREA	195	230	87
JAPAN	130	439	139
TAIWAN	315	436	148
HONG KONG	1 532	1 003	363
EXPORTS	176 409	184 556	63 653
FRANCE	4 278	7 841	2 676
BELGIUM LUX	13 983	7 205	2 480
NETHERLANDS	8 259	17 579	6 094
ITALY	17 185	24 194	8 472
UNTD KINGDOM	6 003	9 294	3 170
IRELAND	143	215	77
DENMARK	2 035	5 131	1 767
GREECE	545	1 936	649
ICELAND	95	267	98
NORWAY	3 847	11 173	3 884
SWEDEN	2 431	6 793	2 403
FINLAND	534	1 595	565

6 IMPORTS AND EXPORTS (SPECIAL TRADE) BY GROUPS OF THE SITC-REV. 11 AND BY COUNTRIES OF PRODUCTION AND CONSUMPTION 1985

GROUP COUNTRY	DT * 100 KG	1 000 DM	1 000 \$	GROUP COUNTRY	DT * 100 KG	1 000 DM	1 000 \$
GREECE	116 438	54 281	18 555	SOUTH KOREA	60 901	43 481	15 042
ICELAND	4 775	3 028	1 033	JAPAN	121 731	105 223	36 152
NORWAY	98 474	52 049	17 882	TAIWAN	63 999	48 187	16 431
SWEDEN	323 282	181 024	61 951	HONG KONG	48 070	34 085	11 707
FINLAND	185 114	106 929	36 546	AUSTRALIA	69 719	48 962	16 766
SWITZERLAND	810 581	347 408	118 944	NEW ZEALAND	23 647	14 862	5 108
AUSTRIA	742 711	301 727	103 205	FIJI	502	200	65
PORTUGAL	63 532	40 058	13 804				
SPAIN	277 140	167 296	56 676	583 PROD OF POLYMERIZING ETC			
MALTA	18 862	10 161	3 508				
YUGOSLAVIA	190 724	110 511	38 061	IMPORTS	24 133 562	6 534 300	2 237 207
TURKEY	139 795	61 725	21 332	FRANCE	4 313 846	1 096 905	375 191
SOVIETUNION	307 782	184 297	62 031	BELGIUM LUX	5 430 402	1 349 402	463 795
POLAND	64 421	41 397	14 094	NETHERLANDS	5 588 279	1 404 462	480 203
CZECHOSLOVA	59 448	43 863	15 028	ITALY	2 047 421	638 475	218 465
HUNGARY	75 380	55 698	19 059	UNITD KINGDOM	746 002	291 392	99 327
ROMANIA	30 012	17 231	6 181	IRELAND	21 695	28 996	9 903
BULGARIA	49 857	31 069	10 740	DENMARK	113 294	38 670	13 174
ALBANIA	392	402	129	GREECE	20 526	8 845	2 996
CANARY IS	53	84	30	NORWAY	447 687	88 200	30 355
MOROCCO	14 608	5 916	1 990	SWEDEN	693 370	177 041	60 530
ALGERIA	68 666	21 666	7 556	FINLAND	148 060	46 472	15 908
TUNISIA	28 140	6 462	2 178	SWITZERLAND	532 280	202 969	69 675
LIBYA	6 685	3 099	997	AUSTRIA	1 088 052	288 887	98 978
EGYPT	91 616	31 062	10 566	PORTUGAL	64 946	11 947	4 046
SUDAN	511	231	77	SPAIN	207 058	42 288	14 477
MALI	228	119	42	YUGOSLAVIA	121 889	26 017	8 901
SENEGAL	1 234	482	167	TURKEY	642	129	48
GUINEA	593	181	60	SOVIETUNION	378 068	51 009	17 609
LIBERIA	1 145	399	131	POLAND	34 997	6 005	1 998
IVORY COAST	6 460	2 084	716	CZECHOSLOVA	668 331	84 075	28 658
GHANA	452	176	60	HUNGARY	162 718	22 576	7 781
BENIN	168	127	45	ROMANIA	119 016	17 285	5 994
NIGERIA	22 445	9 518	3 244	BULGARIA	2 889	392	134
CAMEROON	8 419	2 592	902	REP S AFRICA	7 162	3 007	1 084
GABON	4 453	1 619	543	USA	445 921	387 525	131 105
ZAIRE	7 089	2 790	958	CANADA	64 879	29 764	9 994
RWANDA	1 346	697	238	MEXICO	5 884	2 037	669
BURUNDI	2 043	853	303	COLOMBIA	1 538	253	93
ANGOLA	8 793	3 854	1 298	BRAZIL	32 811	6 144	2 220
ETHIOPIA	7 042	1 078	376	BOLIVIA	1 750	251	76
KENYA	65 006	23 096	7 799	ARGENTINA	25 057	4 174	1 470
TANZANIA	9 242	3 046	1 049	SYRIA	718	245	77
MADAGASCAR	1 747	719	247	ISRAEL	124 242	22 627	7 863
MAURITIUS	634	249	87	SAUDI ARABIA	362 860	60 532	21 786
ZAMBIA	1 544	431	158	QATAR	2 326	269	87
ZIMBABWE	2 043	1 004	343	THAILAND	232	101	32
MALAWI	634	280	97	MALAYSIA	733	319	111
REP S AFRICA	125 716	74 674	25 438	SINGAPORE	123	294	100
USA	337 018	267 861	91 526	PHILIPPINES	2 359	1 009	336
CANADA	89 330	57 821	19 954	CHINA	5 636	2 387	805
MEXICO	21 280	15 864	5 443	SOUTH KOREA	6 201	2 963	981
GUATEMALA	2 595	1 693	574	JAPAN	76 486	81 420	27 872
HONDURAS	274	218	74	TAIWAN	12 879	5 871	2 087
EL SALVADOR	4 713	1 536	523	HONG KONG	397	259	83
NICARAGUA	710	484	170	AUSTRALIA	234	100	30
COSTA RICA	18 072	3 346	1 134	EXPORTS	33 536 267	10 431 374	3 565 081
PANAMA	629	503	175	FRANCE	4 346 743	1 434 819	490 837
CUBA	8 342	3 380	1 122	BELGIUM LUX	2 878 688	762 312	260 012
DOMINIC REP	3 798	1 201	404	NETHERLANDS	3 196 954	965 800	330 770
JAMAICA	1 673	622	212	ITALY	4 521 279	1 187 835	405 031
BARBADOS	180	109	34	UNITD KINGDOM	2 763 302	967 675	332 109
TRINIDAD TOB	1 024	557	193	IRELAND	264 857	88 697	30 292
NETH ANTILL	205	348	125	DENMARK	1 077 336	350 020	120 186
COLOMBIA	15 734	12 613	4 288	GREECE	296 168	82 933	28 313
VENEZUELA	11 763	12 392	4 196	ICELAND	40 050	12 345	4 197
SURINAME	171	111	39	NORWAY	438 885	124 274	42 565
FRENCH GUIAN	59	306	96	SWEDEN	1 188 536	369 859	126 831
ECUADOR	61 060	24 400	8 294	FINLAND	628 553	183 496	62 805
PERU	22 327	11 491	3 816	SWITZERLAND	1 863 227	597 079	204 281
BRAZIL	51 124	50 262	17 220	AUSTRIA	1 561 145	516 460	176 528
CHILE	13 565	8 958	3 048	PORTUGAL	215 468	70 173	23 968
BOLIVIA	2 055	486	156	SPAIN	422 049	151 728	51 452
PARAGUAY	686	237	80	ANDORRA	924	266	94
URUGUAY	11 048	6 641	2 225	MALTA	12 851	4 230	1 438
ARGENTINA	31 184	22 166	7 529	YUGOSLAVIA	250 626	98 212	34 061
CYPRUS	4 672	2 759	922	TURKEY	179 200	62 720	21 439
LEBANON	3 044	1 113	381	SOVIETUNION	465 930	149 446	50 710
SYRIA	12 706	3 657	1 214	POLAND	192 618	56 879	19 352
IRAQ	24 568	16 073	5 493	CZECHOSLOVA	166 381	55 869	19 302
IRAN	91 642	35 291	12 006	HUNGARY	213 764	78 852	26 946
ISRAEL	51 831	32 446	11 146	ROMANIA	13 263	8 769	3 054
JORDAN	11 187	3 211	1 113	BULGARIA	118 608	42 460	14 584
SAUDI ARABIA	65 933	26 275	8 918	ALBANIA	1 030	363	120
KUWAIT	24 226	10 350	3 525	CANARY IS	2 297	1 949	660
BAHRAIN	3 580	1 330	460	MOROCCO	38 919	10 583	3 669
QATAR	2 174	1 303	449	ALGERIA	103 203	27 371	9 266
ARAB EMIRAT	31 550	12 566	4 252	TUNISIA	47 860	13 297	4 536
OMAN	5 491	2 199	747	LIBYA	43 016	12 217	4 025
NORTH YEMEN	6 043	1 284	458	EGYPT	344 021	81 027	28 003
AFGHANISTAN	699	228	76	SUDAN	11 377	3 030	1 077
PAKISTAN	13 315	7 811	2 673	MALI	7 057	1 628	569
INDIA	23 966	16 635	5 696	UPPER VOLTA	528	206	68
BANGLADESH	4 215	1 364	449	NIGER	270	307	109
SRI LANKA	4 173	1 473	504	SENEGAL	24 276	4 600	1 540
NEPAL	556	143	52	GAMBIA	1 235	530	195
BURMA	7 419	1 548	475	GUINEA	1 590	478	166
THAILAND	29 553	15 387	6 600	SIERRA LEONE	45	109	38
INDONESIA	55 236	27 903	9 492	LIBERIA	1 178	462	155
MALAYSIA	16 608	7 700	2 639	IVORY COAST	37 942	8 617	2 951
SINGAPORE	42 987	24 982	8 494	GHANA	13 525	3 850	1 298
PHILIPPINES	5 588	3 177	1 090				
CHINA	49 474	30 920	10 633				
NORTH KOREA	285	473	152				

6 IMPORTS AND EXPORTS (SPECIAL TRADE) BY GROUPS OF THE SITC-REV. II AND BY COUNTRIES OF PRODUCTION AND CONSUMPTION 1985

GROUP COUNTRY	DT * 100 KG	1 000 DM	1 000 \$	GROUP COUNTRY	DT * 100 KG	1 000 DM	1 000 \$
TOGO	4 728	991	331	IRELAND	2 793	1 866	638
BENIN	1 068	409	141	DENMARK	5 557	3 263	1 066
NIGERIA	201 330	57 798	19 567	NORWAY	6 467	4 096	1 414
CAMEROON	13 711	3 781	1 271	SWEDEN	33 960	10 889	3 719
CENT AFR REP	225	127	40	FINLAND	19 672	9 177	3 085
GABON	1 509	585	192	SWITZERLAND	7 035	6 898	2 340
CONGO	1 796	1 235	435	AUSTRIA	2 379	785	276
ZAIRE	34 575	9 023	3 104	SPAIN	940	2 033	692
RWANDA	3 858	1 285	411	YUGOSLAVIA	3 026	1 436	486
BURUNDI	7 607	2 409	863	CZECHOSLOVA	2 294	660	235
ANGOLA	63 240	26 281	9 298	HUNGARY	757	312	108
ETHIOPIA	3 583	1 190	396	USA	35 374	61 254	20 735
SOMALIA	367	152	51	MEXICO	3 396	2 083	657
KENYA	100 231	21 798	7 373	BRAZIL	1 728	1 135	402
UGANDA	3 109	883	296	IRAQ	317	107	35
TANZANIA	17 968	5 146	1 689	ISRAEL	222	111	39
MOZAMBIQUE	678	195	65	JAPAN	2 487	4 988	1 716
MADAGASCAR	2 021	1 063	353	TAIWAN	220	212	77
REUNION	2 732	1 273	430				
MAURITIUS	5 736	1 830	627	EXPORTS	1 101 444	854 828	292 132
ZAMBIA	14 109	4 407	1 543				
ZIMBABWE	25 393	7 908	2 749	FRANCE	110 527	84 613	28 695
MALAWI	6 102	1 533	518	BELGIUM LUX	66 029	44 246	15 135
REP S AFRICA	287 312	85 690	29 287	NETHERLANDS	55 973	33 877	11 587
USA	602 688	363 005	123 318	ITALY	151 654	109 183	37 358
CANADA	135 910	55 974	19 169	UNTD KINGDOM	46 719	39 812	13 643
MEXICO	19 614	9 728	3 251	IRELAND	3 337	2 237	770
BERMUDA	836	1 805	672	DENMARK	12 484	15 748	5 386
GUATEMALA	8 044	3 602	1 246	GREECE	11 948	10 146	3 476
HONDURAS	6 532	2 114	699	NORWAY	4 257	3 934	1 338
EL SALVADOR	13 116	3 815	1 305	SWEDEN	8 915	11 599	3 958
NICARAGUA	704	622	216	FINLAND	8 992	8 834	3 010
COSTA RICA	11 418	3 494	1 168	SWITZERLAND	49 567	38 022	13 009
PANAMA	10 425	2 592	875	AUSTRIA	47 046	42 997	14 642
CUBA	42 396	10 021	3 252	PORTUGAL	6 551	5 968	2 034
HAITI	1 200	376	131	SPAIN	30 543	22 645	7 777
DOMINIC REP	22 188	6 112	2 069	MALTA	1 191	1 106	379
JAMAICA	9 885	2 374	762	YUGOSLAVIA	17 751	22 824	7 909
BARBADOS	3 110	1 044	357	TURKEY	16 326	10 020	3 445
TRINIDAD TOB	3 276	1 417	511	SOVIETUNION	125 053	46 819	16 014
NETH ANTILL	169	134	45	POLAND	12 943	4 991	1 736
COLOMBIA	47 471	16 393	5 652	CZECHOSLOVA	2 506	3 337	1 132
VENEZUELA	75 065	21 090	7 158	HUNGARY	4 661	8 439	2 842
SURINAME	10 145	2 438	862	ROMANIA	1 638	1 503	514
ECUADOR	66 146	18 926	6 432	BULGARIA	10 419	8 105	2 723
PERU	27 913	9 156	3 121	CANARY IS	341	309	99
BRAZIL	79 122	31 269	10 796	MOROCCO	1 362	1 142	384
CHILE	53 296	19 729	6 728	ALGERIA	8 901	4 785	1 663
BOLIVIA	4 403	1 349	465	TUNISIA	1 228	1 083	361
PARAGUAY	3 571	1 161	380	LIBYA	3 489	1 522	500
URUGUAY	29 920	8 094	2 754	EGYPT	10 423	6 499	2 266
ARGENTINA	82 769	23 894	8 079	SUDAN	166	168	62
CYPRUS	26 313	5 787	1 989	MAURITANIA	158	185	64
LEBANON	27 140	6 221	2 115	UPPER VOLTA	225	193	64
SYRIA	79 201	18 178	6 127	LIBERIA	121	106	35
IRAQ	143 776	48 363	16 309	IVORY COAST	475	348	121
IRAN	186 064	53 607	18 033	NIGERIA	9 235	4 364	1 497
ISRAEL	156 837	55 671	19 079	CAMEROON	2 171	2 001	686
JORDAN	33 952	9 009	3 067	CENT AFR REP	920	717	238
SAUDI ARABIA	193 409	65 989	22 751	ZAIRE	206	139	46
KUWAIT	64 533	16 563	5 528	ANGOLA	778	680	225
BAHRAIN	5 442	2 548	866	KENYA	327	274	92
QATAR	3 773	1 781	614	TANZANIA	467	364	122
ARAB EMIRAT	88 132	18 554	6 259	MADAGASCAR	194	280	100
OMAN	14 572	6 138	2 062	MAURITIUS	124	179	62
NORTH YEMEN	10 606	3 859	1 370	ZIMBABWE	1 068	901	318
SOUTH YEMEN	1 697	498	176	REP S AFRICA	9 998	8 762	3 024
AFGHANISTAN	1 853	792	267	USA	68 804	86 258	29 155
PAKISTAN	53 555	17 543	5 987	CANADA	11 375	13 420	4 586
INDIA	47 537	19 428	6 603	MEXICO	2 898	2 554	854
BANGLADESH	19 851	5 395	1 813	GUATEMALA	728	658	223
MALDIVES	331	104	40	HONDURAS	99	87	32
SRI LANKA	19 032	5 097	1 726	EL SALVADOR	411	335	117
NEPAL	24 222	6 029	2 011	COSTA RICA	325	332	115
BURMA	6 260	1 544	537	CUBA	209	179	57
THAILAND	48 610	15 715	5 292	HAITI	101	134	45
LAOS	676	255	87	DOMINIC REP	1 467	1 986	667
INDONESIA	132 397	37 213	12 643	JAMAICA	135	181	59
MALAYSIA	74 309	19 465	6 556	TRINIDAD TOB	584	766	270
SINGAPORE	144 715	50 285	16 875	COLOMBIA	3 947	4 813	1 643
PHILIPPINES	29 137	8 832	2 967	VENEZUELA	7 411	6 654	2 314
MONGOLIA	2 000	606	195	ECUADOR	854	1 011	348
CHINA	1 103 417	208 500	70 966	PERU	2 237	1 803	601
NORTH KOREA	1 765	387	134	BRAZIL	4 707	7 222	2 479
SOUTH KOREA	77 735	36 832	12 626	CHILE	2 165	3 774	1 287
JAPAN	98 706	63 872	21 930	BOLIVIA	82	198	69
TAIWAN	35 558	16 120	5 470	PARAGUAY	100	206	66
HONG KONG	172 708	57 969	19 548	URUGUAY	570	495	174
MACAO	104	92	34	ARGENTINA	6 925	6 803	2 323
AUSTRALIA	159 614	71 505	24 710	CYPRUS	835	659	234
PAPUA NEW G	2 450	1 070	346	LEBANON	1 231	616	210
AUST OCEANIA	785	224	77	SYRIA	3 875	1 615	539
NEW ZEALAND	50 171	19 966	6 818	IRAQ	1 495	1 156	388
FR POLYNESIA	608	286	102	IRAN	12 842	11 643	4 238
				ISRAEL	6 705	5 077	1 725
				JORDAN	4 300	1 376	457
584 CELLULOSE DERIVATIVES ETC				SAUDI ARABIA	1 100	1 147	393
IMPORTS	523 077	366 462	124 761	KUWAIT	586	486	169
FRANCE	185 645	103 487	35 224	ARAB EMIRAT	1 073	835	306
BELGIUM LUX	95 625	73 417	25 086	OMAN	689	1 467	502
NETHERLANDS	46 495	31 224	10 682	NORTH YEMEN	373	302	109
ITALY	22 116	18 409	6 315	AFGHANISTAN	50	94	36
UNTD KINGDOM	44 284	28 438	9 675	PAKISTAN	1 553	1 514	527
				INDIA	9 616	4 163	1 434

6 IMPORTS AND EXPORTS (SPECIAL TRADE) BY GROUPS OF THE SITC-REV. II AND BY COUNTRIES OF PRODUCTION AND CONSUMPTION 1985

GROUP COUNTRY	DT * 100 KG	1 000 DM	1 000 \$	GROUP COUNTRY	DT * 100 KG	1 000 DM	1 000 \$
BANGLADESH	262	253	86	THAILAND	542	357	119
THAILAND	1 186	1 274	424	INDONESIA	3 464	1 625	557
INDONESIA	6 156	3 516	1 200	MALAYSIA	263	157	53
MALAYSIA	592	524	176	PHILIPPINES	192	165	53
SINGAPORE	2 291	1 954	623	SOUTH KOREA	820	421	142
PHILIPPINES	113	130	43	JAPAN	73 797	8 370	2 825
CHINA	607	666	229	TAIWAN	476	111	38
SOUTH KOREA	3 098	2 987	1 018	HONG KONG	1 501	394	139
JAPAN	14 943	18 205	6 234	AUSTRALIA	1 910	5 270	1 800
TAIWAN	16 488	13 421	4 602				
HONG KONG	17 868	12 331	4 244				
AUSTRALIA	7 450	8 412	2 905				
NEW ZEALAND	1 571	2 191	736				
				591 PESTICIDES, DISINFECTANTS			
				IMPORTS	534 662	671 141	226 341
585 PLASTIC MATERIALS NES				FRANCE	136 535	174 913	58 949
IMPORTS	619 977	259 159	88 213	BELGIUM LUX	31 858	42 079	14 066
FRANCE	150 758	42 222	14 366	NETHERLANDS	76 821	49 022	16 715
BELGIUM LUX	41 902	8 154	2 806	ITALY	13 512	20 449	6 946
NETHERLANDS	245 173	56 525	19 418	UNITD KINGDOM	76 469	111 711	37 424
ITALY	56 870	12 208	4 045	IRELAND	11 451	16 285	6 171
UNITD KINGDOM	18 125	14 498	4 934	DENMARK	10 046	4 219	1 504
IRELAND	5 885	8 385	2 806	SWEDEN	2 285	4 418	1 525
DENMARK	438	3 367	1 135	FINLAND	1 142	495	163
GREECE	4 701	1 255	423	SWITZERLAND	122 359	185 813	63 268
NORWAY	6 017	9 152	3 112	AUSTRIA	8 251	4 359	1 418
SWEDEN	6 831	5 372	1 830	SPAIN	863	1 637	546
FINLAND	504	121	41	YUGOSLAVIA	1 970	1 423	483
SWITZERLAND	12 701	4 872	1 648	POLAND	9 299	2 340	791
AUSTRIA	13 661	4 066	1 388	CZECHOSLOVA	1 312	256	92
PORTUGAL	1 603	271	89	HUNGARY	1 256	393	134
SPAIN	7 763	2 783	954	BULGARIA	860	184	68
YUGOSLAVIA	12 442	1 072	402	REP S AFRICA	632	280	95
POLAND	170	132	47	USA	16 961	32 333	10 433
USA	3 878	12 219	4 134	BRAZIL	509	160	58
CANADA	139	431	158	ISRAEL	1 562	1 639	521
BRAZIL	242	19 890	6 762	SOUTH KOREA	527	678	226
URUGUAY	4	1 858	613	JAPAN	7 489	13 056	4 409
ARGENTINA	30	1 850	636	TAIWAN	629	857	297
ISRAEL	740	1 153	395	EXPORTS	2 088 419	2 533 838	857 286
THAILAND	10 975	861	267	FRANCE	448 756	586 246	199 407
JAPAN	2 565	3 316	1 123	BELGIUM LUX	66 992	66 160	21 564
TAIWAN	954	994	338	NETHERLANDS	191 226	113 806	37 236
EXPORTS	600 817	253 213	86 366	ITALY	148 710	110 051	37 461
FRANCE	26 837	26 174	8 868	UNITD KINGDOM	121 281	162 546	54 626
BELGIUM LUX	9 154	5 729	1 926	IRELAND	7 837	12 113	3 830
NETHERLANDS	28 469	11 348	3 895	DENMARK	38 630	35 694	11 518
ITALY	94 902	30 215	10 342	GREECE	27 995	28 607	9 581
UNITD KINGDOM	30 712	15 083	5 126	ICELAND	85	244	86
IRELAND	372	225	75	NORWAY	9 145	11 191	3 708
DENMARK	16 193	7 629	2 627	SWEDEN	25 912	42 410	13 904
GREECE	700	1 277	443	FINLAND	11 301	10 216	3 264
NORWAY	3 624	7 924	303	SWITZERLAND	36 426	38 490	12 944
SWEDEN	53 532	7 846	2 689	AUSTRIA	42 127	33 657	11 032
FINLAND	65 537	11 939	4 133	PORTUGAL	21 306	20 845	7 045
SWITZERLAND	20 133	8 997	3 071	SPAIN	37 362	39 756	13 453
AUSTRIA	10 780	8 127	2 789	MALTA	231	276	93
PORTUGAL	10 075	1 887	647	YUGOSLAVIA	12 073	17 511	5 821
SPAIN	14 203	6 559	2 211	TURKEY	11 766	15 148	4 980
YUGOSLAVIA	2 764	3 279	1 159	SOVIET UNION	150 139	365 965	127 602
TURKEY	11 031	3 369	1 144	POLAND	12 852	26 349	8 308
SOVIET UNION	25 459	9 978	3 410	CZECHOSLOVA	15 250	27 856	9 057
POLAND	3 712	1 137	385	HUNGARY	5 974	8 965	2 898
CZECHOSLOVA	1 903	441	149	ROMANIA	12 868	25 852	8 446
HUNGARY	8 254	2 621	917	BULGARIA	10 830	24 271	7 894
ROMANIA	103	96	32	ALBANIA	426	637	202
BULGARIA	1 211	970	358	CANARY IS	385	231	79
ALGERIA	800	402	132	MOROCCO	14 323	11 329	3 876
TUNISIA	1 128	314	104	ALGERIA	21 410	26 863	9 849
LIBYA	250	145	54	TUNISIA	2 015	2 218	766
EGYPT	190	184	61	LIBYA	842	2 103	650
UPPER VOLTA	360	92	30	EGYPT	16 087	19 392	6 552
NIGER	630	216	74	SUDAN	12 725	17 743	6 221
SENEGAL	66	116	37	MAURITANIA	46	140	53
IVORY COAST	425	240	82	MALI	333	537	194
BENIN	438	332	117	NIGER	48	113	39
NIGERIA	3 951	3 707	1 245	SENEGAL	654	1 070	371
GABON	145	132	44	GAMBIA	80	181	62
CONGO	150	99	32	GUINEA	227	235	78
ZAIRE	670	572	199	LIBERIA	413	269	89
REP S AFRICA	5 032	2 681	919	IVORY COAST	2 345	3 737	1 247
USA	35 877	40 796	13 931	GHANA	742	1 238	390
CANADA	13 994	8 279	2 763	TOGO	218	317	110
MEXICO	1 099	930	315	BENIN	296	274	89
GUATEMALA	108	107	37	NIGERIA	5 826	7 322	2 558
EL SALVADOR	21	140	45	CAMEROON	7 809	6 037	2 005
CUSA	996	480	168	CENT AFR REP	221	231	75
COLOMBIA	293	521	171	GABON	2 886	1 894	646
VENEZUELA	144	654	209	CONGO	588	395	129
ECUADOR	267	105	38	ZAIRE	1 055	1 436	468
BRAZIL	1 280	1 148	396	RWANDA	169	237	82
CHILE	191	150	49	BURUNDI	220	276	95
ARGENTINA	840	1 746	579	ANGOLA	1 557	1 110	392
SYRIA	886	458	166	ETHIOPIA	4 036	3 841	1 227
IRAQ	289	124	42	SOMALIA	201	568	191
IRAN	3 764	1 166	385	KENYA	15 540	9 192	3 107
ISRAEL	1 373	2 127	729	UGANDA	303	492	166
SAUDI ARABIA	215	200	64	TANZANIA	5 897	5 634	1 981
KUWAIT	31	185	61	MOZAMBIQUE	171	354	122
PAKISTAN	425	261	89	MADAGASCAR	421	384	134
INDIA	243	560	191	REUNION	2 075	943	345
				MAURITIUS	1 946	1 282	438
				ZAMBIA	247	411	129

6 IMPORTS AND EXPORTS (SPECIAL TRADE) BY GROUPS OF THE SITC-REV. II AND BY COUNTRIES OF PRODUCTION AND CONSUMPTION 1985

GROUP COUNTRY	DT = 100 KG	1 000 DM	1 000 \$	GROUP COUNTRY	DT = 100 KG	1 000 DM	1 000 \$
ZIMBABWE	1 894	3 938	1 392	EXPORTS	3 018 580	790 278	270 071
REP S AFRICA	14 549	31 921	10 855	FRANCE	306 359	98 087	33 618
USA	59 077	80 010	26 940	BELGIUM LUX	147 852	66 489	22 625
CANADA	27 506	14 058	4 863	NETHERLANDS	336 135	71 321	24 442
MEXICO	3 216	13 961	4 578	ITALY	226 621	73 493	25 117
GUATEMALA	17 220	14 206	4 841	UNTD KINGDOM	185 762	59 885	20 569
BELIZE	124	321	115	IRELAND	2 586	1 330	453
HONDURAS	6 362	5 709	1 933	DENMARK	161 290	29 025	9 926
EL SALVADOR	13 111	11 720	3 894	GREECE	28 251	11 055	3 776
NICARAGUA	4 281	7 063	2 620	ICELAND	1 222	557	195
COSTA RICA	7 321	6 919	2 320	NORWAY	34 981	8 799	2 990
PANAMA	3 950	2 702	884	SWEDEN	210 245	27 223	9 294
CUBA	23 492	20 576	7 136	FINLAND	56 200	8 722	2 948
DOMINIC REP	4 978	4 234	1 429	SWITZERLAND	329 497	45 538	15 521
DOMINICA	97	261	86	AUSTRIA	137 016	33 694	11 459
JAMAICA	199	128	45	PORTUGAL	15 351	4 330	1 497
ST LUCIA	141	365	122	SPAIN	14 959	11 070	3 770
ST VINCENT	80	204	72	MALTA	869	639	222
BARBADOS	318	549	186	YUGOSLAVIA	37 680	15 006	5 236
TRINIDAD TOB	1 279	2 077	717	TURKEY	21 867	3 654	1 269
GRENADA	65	152	53	SOVIETUNION	36 788	14 079	4 803
NETH ANTILL	65	124	42	POLAND	12 230	2 817	927
COLOMBIA	6 777	16 012	5 506	CZECHOSLOVA	4 478	3 482	1 229
VENEZUELA	8 654	8 936	3 030	HUNGARY	27 053	8 943	3 088
SURINAME	926	1 080	371	ROMANIA	13 155	3 051	1 037
ECUADOR	17 250	23 365	7 629	BULGARIA	5 959	2 327	810
PERU	5 323	8 371	2 721	ALBANIA	158	170	55
BRAZIL	6 603	5 622	1 905	MOROCCO	1 345	970	324
CHILE	12 041	17 382	5 900	ALGERIA	5 689	2 105	710
BOLIVIA	249	181	60	TUNISIA	1 369	564	200
PARAGUAY	1 303	2 719	916	LIBYA	1 447	445	143
URUGUAY	4 044	3 903	1 330	EGYPT	2 220	1 296	450
ARGENTINA	9 493	11 176	4 008	SUDAN	11 319	1 271	446
CYPRUS	1 169	1 190	404	IVORY COAST	312	168	57
LEBANON	2 046	2 010	648	GHANA	1 208	303	95
SYRIA	6 335	7 905	2 677	TOGO	338	106	34
IRAQ	910	1 531	589	NIGERIA	13 132	2 887	981
IRAN	17 685	23 610	8 319	CAMEROON	2 460	892	317
ISRAEL	4 821	8 469	2 818	GABON	342	145	50
JORDAN	2 525	1 929	644	ZAIRE	1 919	1 148	402
SAUDI ARABIA	7 296	9 902	3 411	RWANDA	525	323	109
KUWAIT	881	707	246	ANGOLA	3 357	2 261	734
QATAR	145	234	81	ETHIOPIA	9 140	821	296
ARAB EMIRAT	1 576	2 236	751	SOMALIA	3 217	215	75
OMAN	663	605	210	KENYA	1 772	607	209
NORTH YEMEN	1 393	1 659	548	TANZANIA	3 992	892	319
SOUTH YEMEN	41	133	49	REUNION	168	152	51
AFGHANISTAN	1 917	1 655	590	MAURITIUS	213	210	69
PAKISTAN	17 221	28 142	9 162	REP S AFRICA	15 080	3 418	1 168
INDIA	2 109	370	124	USA	112 451	39 423	13 477
BANGLADESH	1 930	1 745	572	CANADA	16 463	8 844	3 003
SRI LANKA	6 267	4 148	1 431	MEXICO	13 706	8 369	2 806
BURMA	108	112	35	GUATEMALA	382	355	115
THAILAND	23 494	21 848	7 414	HONDURAS	126	114	39
VIETNAM	2 218	1 498	472	EL SALVADOR	256	144	51
INDONESIA	26 300	26 643	9 263	COSTA RICA	305	277	94
MALAYSIA	13 169	12 585	4 174	PANAMA	314	170	60
SINGAPORE	2 495	2 010	663	CUBA	10 757	1 113	391
PHILIPPINES	7 072	10 576	3 535	DOMINIC REP	1 232	267	94
CHINA	281	549	170	JAMAICA	913	272	95
SOUTH KOREA	6 378	7 159	2 367	BARBADOS	356	184	62
JAPAN	42 823	28 258	9 695	COLOMBIA	965	1 244	426
TAIWAN	10 390	13 612	4 500	VENEZUELA	1 842	1 811	594
HONG KONG	3 109	1 671	561	ECUADOR	1 084	924	318
AUSTRALIA	8 810	14 346	4 885	PERU	793	526	183
NEW ZEALAND	9 193	17 487	5 790	BRAZIL	1 295	2 189	783
NEW CALEDON	222	420	145	CHILE	1 676	1 254	411
FIJI	185	191	67	BOLIVIA	341	143	47
FR POLYNESIA	668	1 009	345	PARAGUAY	303	146	53
				URUGUAY	97	263	88
				ARGENTINA	186	398	138
592 STARCH, INULIN, GLUTEN, ETC				CYPRUS	15 520	1 980	677
IMPORTS	2 011 931	518 979	178 148	LEBANON	8 927	1 315	459
FRANCE	724 443	127 537	43 475	SYRIA	3 643	1 475	496
BELGIUM LUX	228 502	73 683	25 315	IRAQ	4 916	3 108	1 094
NETHERLANDS	650 965	106 595	36 524	IRAN	6 550	1 586	534
ITALY	54 436	14 286	4 894	ISRAEL	7 074	3 429	1 152
UNTD KINGDOM	19 935	19 167	6 602	JORDAN	9 446	1 255	440
IRELAND	4 818	18 603	6 561	SAUDI ARABIA	37 421	11 571	3 923
DENMARK	68 315	13 445	4 608	KUWAIT	3 757	1 804	613
ICELAND	602	226	89	BAHRAIN	1 544	367	124
SWEDEN	20 049	12 527	4 266	QATAR	1 159	461	157
FINLAND	8 182	1 807	623	ARAB EMIRAT	8 443	2 249	767
SWITZERLAND	30 044	27 365	9 354	OMAN	413	310	108
AUSTRIA	6 659	2 068	706	NORTH YEMEN	12 322	1 410	474
SPAIN	634	522	170	SOUTH YEMEN	1 882	149	46
YUGOSLAVIA	1 316	484	164	PAKISTAN	1 819	777	262
SOVIETUNION	3 932	1 557	572	INDIA	323	527	177
POLAND	51 350	16 645	5 704	BANGLADESH	4 863	822	277
CZECHOSLOVA	14 215	2 026	708	SRI LANKA	1 483	240	82
BULGARIA	2 164	719	271	BURMA	300	120	46
UGANDA	178	189	75	THAILAND	29 084	4 250	1 403
REP S AFRICA	328	286	110	INDONESIA	25 041	4 158	1 430
USA	32 833	39 499	13 692	MALAYSIA	11 868	1 393	489
CANADA	2 346	635	217	SINGAPORE	13 859	2 721	926
COLOMBIA	7 741	6 685	2 255	PHILIPPINES	1 488	880	290
BRAZIL	6 778	3 880	1 425	CHINA	1 499	853	283
THAILAND	12 423	903	311	SOUTH KOREA	11 533	6 316	2 150
CHINA	11 667	3 627	1 302	JAPAN	38 701	18 058	6 172
JAPAN	922	1 956	674	TAIWAN	73 113	6 353	2 197
TAIWAN	600	539	188	HONG KONG	64 291	9 966	3 356
NEW ZEALAND	44 842	21 279	7 213	AUSTRALIA	10 691	4 516	1 536
				NEW ZEALAND	384	392	132

6 IMPORTS AND EXPORTS (SPECIAL TRADE) BY GROUPS OF THE SITC-REV. II AND BY COUNTRIES OF PRODUCTION AND CONSUMPTION 1985

GROUP COUNTRY	DT * 100 KG	1 000 DM	1 000 \$	GROUP COUNTRY	DT * 100 KG	1 000 DM	1 000 \$
590 MISC CHEMICAL PRODS NES							
IMPORTS	17 534 093	3 170 805	1 083 863	ETHIOPIA	4 568	1 575	560
FRANCE	2 389 927	372 591	127 798	SOMALIA	1 618	298	106
BELGIUM LUX	2 978 309	481 633	164 809	KENYA	11 930	4 622	1 593
NETHERLANDS	8 020 946	775 873	265 525	TANZANIA	5 354	1 650	554
ITALY	281 873	101 689	34 815	MADAGASCAR	2 722	1 752	626
UNTD KINGDOM	737 340	262 106	90 341	REUNION	1 021	365	128
IRELAND	5 936	22 216	7 639	MAURITIUS	1 568	687	235
DENMARK	203 807	40 114	13 634	ZAMBIA	3 375	1 471	517
GREECE	7 637	4 037	1 288	ZIMBABWE	10 415	3 152	1 077
ICELAND	60 907	5 955	2 038	MALAWI	397	207	77
NORWAY	90 102	14 238	4 835	REP S AFRICA	138 159	63 201	21 877
SWEDEN	364 399	68 415	23 422	USA	1 628 838	395 952	134 756
FINLAND	145 547	17 674	6 083	CANADA	98 915	48 426	16 585
SWITZERLAND	322 480	116 689	39 859	MEXICO	26 169	22 566	7 759
AUSTRIA	325 557	44 945	15 436	GUATEMALA	3 602	3 821	1 316
PORTUGAL	257 079	35 502	11 919	HONDURAS	2 872	2 015	678
SPAIN	79 908	15 647	5 316	EL SALVADOR	4 383	1 545	524
YUGOSLAVIA	12 288	2 594	915	NICARAGUA	1 402	1 939	692
TURKEY	365	98	35	COSTA RICA	4 250	2 167	729
SOVIETUNION	71 304	1 590	558	PANAMA	1 050	1 289	440
POLAND	71 887	4 438	1 545	CUBA	28 668	7 976	2 673
CZECHOSLOVA	30 464	5 161	1 772	HAITI	823	420	138
HUNGARY	19 255	2 188	731	DOMINIC REP	7 231	2 361	841
ROMANIA	26 960	5 145	1 818	GUADELOUPE	175	137	47
BULGARIA	1 642	343	114	MARTINIQUE	744	155	53
REP S AFRICA	3 224	1 649	557	JAMAICA	804	305	108
USA	476 840	564 178	191 425	BARBADOS	380	164	56
CANADA	6 348	30 071	10 547	TRINIDAD TOB	1 844	567	206
MEXICO	54	224	78	NETH ANTILL	1 979	611	209
HONDURAS	26 280	3 347	1 136	COLOMBIA	26 619	16 958	5 780
NICARAGUA	1 275	272	86	VENEZUELA	44 897	27 632	9 451
VENEZUELA	9 141	900	295	ECUADOR	9 674	7 651	2 658
ECUADOR	100	613	232	PERU	17 715	10 420	3 538
BRAZIL	166 013	46 429	15 835	BRAZIL	100 272	43 846	14 976
ISRAEL	437	1 272	433	CHILE	20 379	12 276	4 158
SAUDI ARABIA	1 059	142	54	BOLIVIA	1 505	1 024	363
INDIA	564	196	68	PARAGUAY	934	604	202
MALAYSIA	145 350	40 769	13 759	URUGUAY	6 251	3 521	1 203
SINGAPORE	193	164	57	ARGENTINA	23 344	17 206	5 722
CHINA	161 240	23 460	7 970	CYPRUS	6 218	2 605	886
SOUTH KOREA	128	317	110	LEBANON	13 229	3 597	1 225
JAPAN	23 519	54 661	18 532	SYRIA	20 874	6 102	2 092
TAIWAN	434	137	45	IRAQ	75 887	30 469	10 192
AUSTRALIA	375	620	216	IRAN	186 259	55 719	19 056
NEW ZEALAND	39	368	128	ISRAEL	69 556	31 007	10 660
EXPORTS	25 444 433	6 222 176	2 128 490	JORDAN	8 416	3 232	1 108
FRANCE	3 485 981	711 076	243 008	SAUDI ARABIA	137 660	46 685	15 637
BELGIUM LUX	3 376 944	477 999	163 802	KUWAIT	11 996	6 938	2 355
NETHERLANDS	2 506 827	415 314	141 974	BAHRAIN	14 664	4 156	1 462
ITALY	2 288 028	690 258	235 357	QATAR	1 147	777	263
UNTD KINGDOM	1 491 852	392 521	134 379	ARAB EMIRAT	35 022	7 675	2 573
IRELAND	64 172	18 016	6 088	OMAN	4 088	931	321
DENMARK	567 965	116 098	39 770	NORTH YEMEN	29 026	6 940	2 289
GREECE	140 213	61 205	20 809	SOUTH YEMEN	187	143	51
ICELAND	8 029	2 036	687	AFGHANISTAN	4 056	1 180	418
NORWAY	234 995	77 549	26 529	PAKISTAN	42 393	13 686	4 746
SWEDEN	868 649	176 039	60 346	INDIA	83 206	36 152	12 275
FINLAND	322 516	85 252	29 286	BANGLADESH	4 727	1 956	665
SWITZERLAND	2 271 263	301 179	103 151	SRI LANKA	4 447	1 709	592
AUSTRIA	1 519 758	288 097	98 529	BURMA	4 147	1 123	370
PORTUGAL	115 689	57 130	19 360	THAILAND	57 906	17 626	6 031
SPAIN	431 567	139 938	47 582	INDONESIA	73 970	25 230	8 700
MALTA	3 690	2 181	756	MALAYSIA	87 758	24 706	8 815
YUGOSLAVIA	312 209	133 864	46 484	SINGAPORE	55 371	23 300	7 906
TURKEY	154 685	49 738	17 188	PHILIPPINES	14 211	5 453	1 841
SOVIETUNION	267 751	121 611	41 506	MONGOLIA	46	101	33
POLAND	151 337	58 642	20 275	CHINA	90 323	33 536	11 385
CZECHOSLOVA	89 237	47 625	16 423	NORTH KOREA	1 253	627	214
HUNGARY	215 175	65 335	22 263	SOUTH KOREA	88 923	65 934	22 644
ROMANIA	113 780	43 647	15 511	JAPAN	202 057	195 385	66 907
BULGARIA	100 773	37 647	13 034	TAIWAN	125 385	72 900	24 653
ALBANIA	2 056	498	162	HONG KONG	80 619	33 710	11 556
CANARY IS	1 848	566	195	AUSTRALIA	93 266	54 711	18 850
MOROCCO	30 648	7 097	2 425	NEW ZEALAND	25 615	10 068	3 436
ALGERIA	92 658	22 538	7 709	FR POLYNESIA	150	147	49
TUNISIA	29 237	6 787	2 314	602 INDUSTRIAL PLANT, CHAP 68			
LIBYA	27 974	7 068	2 427	EXPORTS	8 230	636	236
EGYPT	63 643	20 835	7 131	IRAQ	5 457	452	187
SUDAN	1 813	955	332	603 INDUSTRIAL PLANT, CHAP 69			
MAURITANIA	716	414	41	EXPORTS	26 668	4 243	1 358
MALI	1 471	459	159	TURKEY	9 828	1 270	398
UPPER VOLTA	475	396	137	SYRIA	3 403	926	301
NIGER	1 945	1 971	661	SAUDI ARABIA	12 900	1 846	593
SENEGAL	6 139	1 940	682	604 INDUSTRIAL PLANT, CHAP 70			
GUINEA	202	127	45	EXPORTS	106	588	179
LIBERIA	1 134	509	169	SAUDI ARABIA	72	573	174
IVORY COAST	12 196	4 612	1 564	605 INDUSTRIAL PLANT, CHAP 73			
GHANA	3 620	1 148	378	EXPORTS	326 580	339 632	115 940
TOGO	322	608	191	BELGIUM LUX	6 326	6 474	2 492
BENIN	735	355	126	ITALY	836	1 235	468
NIGERIA	54 506	23 303	8 218	SWITZERLAND	832	1 211	391
CAMEROON	4 791	4 165	1 413	AUSTRIA	355	159	61
CENT AFR REP	284	400	131				
GABON	634	202	71				
CONGO	559	494	157				
ZAIRE	8 573	2 508	847				
RWANDA	92	99	31				
BURUNDI	340	115	37				
ANGOLA	6 311	2 837	969				

6 IMPORTS AND EXPORTS (SPECIAL TRADE) BY GROUPS OF THE SITC-REV. 11 AND BY COUNTRIES OF PRODUCTION AND CONSUMPTION 1985

GROUP COUNTRY	DT * 100 KG	1 000 DM	1 000 \$	GROUP COUNTRY	DT * 100 KG	1 000 DM	1 000 \$
SPAIN	593	3 587	1 382	INDIA	19 928	125 530	42 373
TURKEY	117	1 079	386	BANGLADESH	758	5 784	1 825
SOVIETUNION	36 294	49 083	15 971	NEPAL	157	799	271
POLAND	5 170	3 046	965	THAILAND	4 621	17 099	5 749
CZECHOSLOVA	210	1 034	383	INDONESIA	2 662	6 357	2 206
ALBANIA	39	90	35	SINGAPORE	8	229	70
ALGERIA	345	612	210	CHINA	184	406	136
LIBYA	45 696	46 739	16 423	SOUTH KOREA	8	92	32
EGYPT	3 638	11 787	3 927	JAPAN	5 054	21 170	7 287
SUDAN	3 798	2 519	898	TAIWAN	1 199	2 826	953
MAURITANIA	384	364	132	HONG KONG	100	202	68
MALI	948	288	97	AUSTRALIA	725	652	227
TOGO	6 058	2 316	805	NEW ZEALAND	490	574	196
NIGERIA	766	4 764	1 721	EXPORTS	350 710	963 992	330 032
ZAIRE	870	698	240	FRANCE	21 487	86 503	29 462
TANZANIA	111	86	30	BELGIUM LUX	5 462	33 483	11 288
BOTSWANA	5 115	1 987	629	NETHERLANDS	40 542	68 838	23 523
USA	2 562	8 574	3 124	ITALY	73 092	69 211	23 801
CANADA	193	382	121	UNITD KINGDOM	9 173	16 781	6 366
MEXICO	29	379	117	IRELAND	394	1 716	568
COLOMBIA	336	1 556	533	DENMARK	1 907	8 216	2 831
ARGENTINA	7 123	31 430	10 344	GREECE	3 696	17 075	5 762
SYRIA	970	825	310	ICELAND	269	263	91
IRAQ	15 032	7 037	2 299	NORWAY	3 674	21 986	7 405
IRAN	25 226	38 398	14 018	SWEDEN	4 445	13 110	4 529
JORDAN	1 076	348	115	FINLAND	5 290	6 030	2 052
SAUDI ARABIA	77 199	28 501	9 482	SWITZERLAND	13 446	51 750	17 679
OMAN	11 497	4 702	1 685	AUSTRIA	27 082	87 323	29 926
PAKISTAN	2 183	9 811	3 193	PORTUGAL	13 844	53 866	18 324
INDIA	2 057	3 460	1 121	SPAIN	7 719	5 379	1 813
SRI LANKA	14 565	11 881	4 034	MALTA	2 032	17 757	6 148
THAILAND	4 844	5 249	1 812	YUGOSLAVIA	30 155	185 484	63 768
INDONESIA	866	3 334	1 149	TURKEY	391	2 004	722
MALAYSIA	2 448	1 820	583	SOVIETUNION	175	1 031	368
SINGAPORE	1 878	2 057	775	POLAND	1 663	11 730	4 002
CHINA	26 330	23 600	7 917	HUNGARY	7 630	49 644	17 083
SOUTH KOREA	650	446	146	ROMANIA	6 025	20 114	6 968
TAIWAN	10 478	16 526	5 360	BULGARIA	6 207	1 955	660
606 INDUSTRIAL PLANT, CHAP 76				TUNISIA	3 765	14 467	4 952
EXPORTS	726	2 144	770	EGYPT	1 495	336	116
SUDAN	162	407	154	NIGERIA	752	497	163
TOGO	64	116	39	ETHIOPIA	310	113	42
NIGERIA	239	1 287	457	REP S AFRICA	2 529	2 960	987
SAUDI ARABIA	48	102	37	USA	12 357	53 735	18 437
OMAN	142	181	66	CANADA	1 531	4 274	1 453
607 INDUSTRIAL PLANT, CHAP 82				GUATEMALA	349	89	31
EXPORTS	2 943	17 264	5 952	SURINAME	25	162	53
ITALY	27	242	92	ECUADOR	305	181	60
YUGOSLAVIA	56	696	219	BRAZIL	377	2 077	728
TURKEY	26	1 538	494	URUGUAY	13	176	63
SOVIETUNION	17	559	169	CYPRUS	431	562	339
ALGERIA	175	659	235	SYRIA	2 000	534	177
LIBYA	318	301	108	IRAN	111	517	185
MALI	539	1 129	383	ISRAEL	519	1 605	534
NIGERIA	297	1 548	535	SAUDI ARABIA	306	1 021	359
MEXICO	54	3 028	1 082	ARAB EMIRAT	57	263	89
PERU	210	477	171	PAKISTAN	632	246	83
PAKISTAN	100	4 448	1 451	INDIA	339	247	88
SRI LANKA	241	118	42	SRI LANKA	95	1 394	456
CHINA	699	2 298	896	THAILAND	153	135	48
611 LEATHER				MALAYSIA	172	216	72
IMPORTS	340 870	1 645 844	560 754	SINGAPORE	453	1 993	685
FRANCE	16 916	103 859	35 297	PHILIPPINES	100	781	280
BELGIUM LUX	8 788	40 399	13 674	NORTH KOREA	10	127	39
NETHERLANDS	26 096	53 821	18 440	SOUTH KOREA	1 947	4 191	1 462
ITALY	128 812	858 036	292 761	JAPAN	22 176	10 465	3 625
UNITD KINGDOM	7 672	47 626	16 185	TAIWAN	3 213	4 094	1 409
IRELAND	245	883	285	HONG KONG	5 279	15 549	5 341
DENMARK	1 403	7 692	2 652	MACAO	21	96	36
GREECE	22	187	60	AUSTRALIA	2 194	6 509	2 257
NORWAY	743	2 504	839	NEW ZEALAND	94	150	51
SWEDEN	12 312	35 556	12 187	612 LEATHER ETC MANUFACTURES			
FINLAND	1 471	1 954	650	IMPORTS	160 282	525 440	180 846
SWITZERLAND	8 845	22 821	7 804	FRANCE	6 340	22 214	7 595
AUSTRIA	14 556	77 105	26 260	BELGIUM LUX	2 907	4 383	1 504
PORTUGAL	223	1 034	354	NETHERLANDS	5 555	7 360	2 487
SPAIN	3 403	43 204	14 774	ITALY	60 577	103 703	35 529
YUGOSLAVIA	11 671	39 770	13 525	UNITD KINGDOM	2 159	7 105	2 439
TURKEY	21	247	91	IRELAND	278	3 711	1 211
POLAND	879	476	167	DENMARK	1 143	1 983	678
HUNGARY	4 206	5 602	1 910	GREECE	131	351	126
ETHIOPIA	203	667	224	SWEDEN	88	424	148
REP S AFRICA	616	6 605	2 371	FINLAND	29	112	38
USA	11 543	29 935	10 187	SWITZERLAND	961	5 935	2 044
CANADA	1 787	1 948	720	AUSTRIA	22 562	36 104	12 454
COSTA RICA	308	927	290	PORTUGAL	6 152	52 296	17 955
COLOMBIA	2 038	4 538	1 544	SPAIN	1 586	5 125	1 760
PERU	217	819	271	MALTA	2 115	25 378	8 787
BRAZIL	23 265	31 034	10 563	YUGOSLAVIA	9 654	80 282	28 148
BOLIVIA	60	562	196	TURKEY	27	333	117
PARAGUAY	524	1 406	469	POLAND	454	1 850	670
URUGUAY	3 702	14 352	4 864	CZECHOSLOVA	2 594	3 072	1 062
ARGENTINA	10 054	14 095	4 783	HUNGARY	2 957	16 950	5 937
AFGHANISTAN	69	699	262	ROMANIA	469	2 001	690
PAKISTAN	1 840	13 352	4 573	MOROCCO	52	176	59
				TUNISIA	2 218	23 724	8 091
				EGYPT	136	114	40
				REP S AFRICA	22	115	38
				USA	410	2 125	723

6 IMPORTS AND EXPORTS (SPECIAL TRADE) BY GROUPS OF THE SITC-REV. 11 AND BY COUNTRIES OF PRODUCTION AND CONSUMPTION 1985

GROUP COUNTRY	DT * 100 KG	1 000 DM	1 000 \$	GROUP COUNTRY	DT * 100 KG	1 000 DM	1 000 \$
CANADA	84	348	120	TUNISIA	2	109	33
MEXICO	117	325	112	ETHIOPIA	25	111	35
COLOMBIA	2 012	4 244	1 459	REP S AFRICA	124	585	194
BRAZIL	5 561	31 555	10 759	USA	160	3 867	1 286
URUGUAY	734	2 751	999	CANADA	38	1 128	394
ARGENTINA	51	147	50	PERU	113	618	212
PAKISTAN	589	3 116	1 059	BRAZIL	1 438	4 933	1 732
INDIA	5 743	44 843	15 324	BOLIVIA	10	747	239
SRI LANKA	264	107	40	PARAGUAY	11	157	53
THAILAND	8 580	10 782	3 586	URUGUAY	2 123	7 588	2 729
PHILIPPINES	375	2 896	1 042	ARGENTINA	600	10 431	3 629
CHINA	1 050	565	192	ISRAEL	22	1 134	389
SOUTH KOREA	1 699	1 270	439	AFGHANISTAN	14	409	136
JAPAN	105	677	233	CHINA	1 643	10 328	3 446
TAIWAN	1 531	14 185	4 855	JAPAN	5	89	32
HONG KONG	172	514	183	HONG KONG	158	778	269
				AUSTRALIA	175	556	203
EXPORTS	135 996	304 540	104 749	NEW ZEALAND	544	2 964	1 028
FRANCE	15 350	46 927	16 041	EXPORTS	29 108	733 660	250 170
BELGIUM LUX	2 666	9 005	3 094	FRANCE	796	12 066	4 144
NETHERLANDS	8 974	17 395	5 965	BELGIUM LUX	2 735	4 323	1 475
ITALY	5 017	14 987	5 179	NETHERLANDS	447	7 498	2 562
UNTD KINGDOM	2 793	6 990	2 427	ITALY	919	37 197	12 577
IRELAND	1 283	1 728	588	UNTD KINGDOM	1 866	90 542	30 444
DENMARK	3 925	8 436	2 876	DENMARK	293	11 556	3 906
GREECE	327	849	288	GREECE	11 871	380 933	130 510
ICELAND	51	297	102	NORWAY	28	2 586	856
NORWAY	1 629	4 629	1 613	SWEDEN	239	2 263	818
SWEDEN	1 491	6 216	2 159	FINLAND	23	2 303	771
FINLAND	1 870	4 151	1 414	SWITZERLAND	776	24 026	8 176
SWITZERLAND	8 578	29 335	10 170	AUSTRIA	1 376	17 536	6 083
AUSTRIA	20 975	42 830	14 645	PORTUGAL	656	3 425	1 167
PORTUGAL	8 736	13 080	4 535	SPAIN	389	11 303	3 814
SPAIN	801	1 943	684	ANDORRA	1	241	79
MALTA	1 492	2 113	720	MALTA	101	2 672	872
YUGOSLAVIA	13 351	25 790	8 958	YUGOSLAVIA	790	6 150	2 129
TURKEY	805	1 564	542	TURKEY	252	5 443	1 905
SOVIETUNION	2 567	4 588	1 578	POLAND	666	1 195	424
POLAND	7 311	6 713	2 274	CZECHOSLOVA	31	804	273
CZECHOSLOVA	1 649	1 630	558	HUNGARY	227	2 941	992
HUNGARY	9 880	10 985	3 778	BULGARIA	9	465	167
ROMANIA	1 998	4 652	1 645	TUNISIA	99	3 084	1 053
BULGARIA	573	1 114	383	REP S AFRICA	33	1 944	648
MOROCCO	75	192	67	USA	164	7 866	2 728
ALGERIA	16	168	61	CANADA	241	22 383	7 444
TUNISIA	172	567	191	DOMINIC REP	7	582	208
EGYPT	35	181	64	PARAGUAY	16	892	293
ETHIOPIA	32	240	85	ARGENTINA	23	413	498
TANZANIA	31	106	38	ISRAEL	48	2 016	670
REP S AFRICA	399	1 341	462	SAUDI ARABIA	1	95	32
USA	2 637	10 325	3 568	MALAYSIA	78	848	299
CANADA	824	2 264	779	NORTH KOREA	4	390	139
PANAMA	124	229	75	SOUTH KOREA	3 281	5 379	1 874
VENEZUELA	13	198	66	JAPAN	58	5 115	1 664
PERU	53	106	36	TAIWAN	16	685	239
CHILE	66	436	147	HONG KONG	506	52 738	17 979
URUGUAY	247	393	131	AUSTRALIA	13	436	151
ARGENTINA	36	209	77				
IRAQ	1 001	3 204	1 055	621 MATERIALS OF RUBBER			
IRAN	24	233	76	IMPORTS	1 068 518	670 793	230 338
ISRAEL	306	1 171	409	FRANCE	209 322	143 235	49 141
SAUDI ARABIA	32	210	72	BELGIUM LUX	187 375	101 134	34 751
ARAB EMIRAT	109	237	79	NETHERLANDS	66 680	30 572	10 555
OMAN	32	220	73	ITALY	167 420	118 240	40 497
AFGHANISTAN	1 054	343	121	UNTD KINGDOM	65 331	56 077	19 298
PAKISTAN	220	393	134	IRELAND	15 878	20 652	7 068
INDIA	129	346	121	DENMARK	14 212	10 398	3 565
SRI LANKA	18	166	55	GREECE	272	94	32
THAILAND	46	108	34	NORWAY	960	403	139
INDONESIA	28	152	55	SWEDEN	28 696	16 809	5 771
SINGAPORE	101	272	95	FINLAND	75	106	32
SOUTH KOREA	816	2 231	787	SWITZERLAND	18 603	16 003	5 557
JAPAN	782	3 219	1 099	AUSTRIA	164 445	67 872	23 397
TAIWAN	753	1 964	666	PORTUGAL	486	358	121
HONG KONG	100	830	280	SPAIN	13 143	6 847	2 382
AUSTRALIA	1 159	2 681	920	YUGOSLAVIA	26 522	7 822	2 694
NEW ZEALAND	189	600	202	TURKEY	1 124	654	231
				SOVIETUNION	6 524	764	258
613 FUR SKINS TANNED, DRESSED				POLAND	13 528	2 656	906
IMPORTS	30 956	304 070	104 399	CZECHOSLOVA	11 101	2 282	781
FRANCE	1 651	19 356	6 634	HUNGARY	4 101	1 369	471
BELGIUM LUX	4 831	26 327	9 043	ROMANIA	17 783	3 614	1 243
NETHERLANDS	389	4 375	1 543	USA	17 121	32 420	11 008
ITALY	4 058	25 164	8 496	CANADA	196	604	205
UNTD KINGDOM	1 372	30 202	10 387	BRAZIL	180	264	86
DENMARK	309	4 410	1 572	ISRAEL	7 180	4 170	1 453
GREECE	2 400	71 664	24 424	THAILAND	392	126	45
ICELAND	71	468	156	MALAYSIA	3 254	1 970	681
NORWAY	137	1 245	435	SINGAPORE	289	123	45
SWEDEN	161	2 315	798	CHINA	46	304	105
FINLAND	249	7 351	2 579	JAPAN	6 060	22 447	7 684
SWITZERLAND	67	1 547	551	TAIWAN	138	136	45
AUSTRIA	238	1 844	627	HONG KONG	62	235	82
SPAIN	2 928	38 657	13 371	EXPORTS	1 555 813	988 382	338 792
MALTA	22	314	103	FRANCE	236 409	135 721	46 390
YUGOSLAVIA	4 368	10 944	3 787	BELGIUM LUX	339 260	152 682	52 299
SOVIETUNION	135	4 400	1 522	NETHERLANDS	256 846	132 113	45 251
POLAND	23	367	129	ITALY	62 960	53 277	18 282
CZECHOSLOVA	80	1 667	575				
HUNGARY	109	4 237	1 438				
ROMANIA	82	228	74				

6 IMPORTS AND EXPORTS (SPECIAL TRADE) BY GROUPS OF THE SITC-REV. II AND BY COUNTRIES OF PRODUCTION AND CONSUMPTION 1985

GROUP COUNTRY	DT = 100 KG	1 000 DM	1 000 \$	GROUP COUNTRY	DT = 100 KG	1 000 DM	1 000 \$
UNTD KINGDOM	74 951	70 441	24 003	GREECE	3 618	2 602	868
IRELAND	25 484	11 435	3 902	NORWAY	16 090	10 698	3 869
DENMARK	29 848	24 057	8 273	SWEDEN	44 913	33 956	11 870
GREECE	12 067	9 933	3 399	FINLAND	6 250	4 274	1 476
ICELAND	4 671	2 726	944	SWITZERLAND	83 694	17 361	5 994
NORWAY	13 057	13 092	4 487	AUSTRIA	186 008	118 529	40 645
SWEDEN	34 958	40 287	13 905	PORTUGAL	3 134	2 000	706
FINLAND	20 644	14 045	4 899	SPAIN	131 523	93 973	31 688
SWITZERLAND	75 104	44 141	15 166	MALTA	92	107	33
AUSTRIA	126 493	72 450	24 939	YUGOSLAVIA	63 074	29 188	10 101
PORTUGAL	4 712	4 588	1 579	TURKEY	5 669	3 326	1 147
SPAIN	13 729	14 355	4 890	SOVIETUNION	795	287	102
MALTA	175	144	46	POLAND	5 483	903	318
YUGOSLAVIA	12 875	13 518	4 646	CZECHOSLOVA	13 672	5 431	1 873
TURKEY	3 397	4 721	1 604	HUNGARY	30 900	7 116	2 486
SOVIETUNION	8 714	10 010	3 591	ROMANIA	15 577	8 743	1 958
POLAND	7 126	7 241	2 461	USA	30 840	33 487	11 431
CZECHOSLOVA	1 518	2 343	792	CANADA	1 522	1 460	511
HUNGARY	8 983	7 289	2 518	BRAZIL	4 418	2 975	1 082
ROMANIA	1 704	1 518	568	URUGUAY	79	119	45
BULGARIA	1 755	2 399	852	ISRAEL	27 421	15 943	5 462
MOROCCO	1 336	1 511	520	SRI LANKA	556	290	108
ALGERIA	3 737	4 539	1 629	THAILAND	3 344	1 896	668
TUNISIA	802	898	301	MALAYSIA	226	231	79
LIBYA	710	3 273	1 075	SINGAPORE	201	729	238
EGYPT	2 767	2 914	1 012	CHINA	1 933	1 213	451
SUDAN	171	142	46	SOUTH KOREA	60 437	35 485	12 256
MAURITANIA	31	95	33	JAPAN	233 380	153 455	52 185
SENEGAL	401	280	97	TAIWAN	28 336	17 115	5 851
LIBERIA	716	779	274	AUSTRALIA	354	428	152
IVORY COAST	329	97	31				
GHANA	224	162	56	EXPORTS	3 364 239	2 330 232	796 742
NIGERIA	937	1 890	627	FRANCE	625 949	387 380	132 960
CAMEROON	746	592	194	BELGIUM LUX	409 222	262 854	89 956
GABON	72	98	34	NETHERLANDS	282 262	192 067	65 674
CONGO	20	133	46	ITALY	320 158	213 321	72 905
ZAIRE	179	445	155	UNTD KINGDOM	289 367	198 682	67 768
RWANDA	45	89	32	IRELAND	3 665	912	317
ANGOLA	430	413	142	DENMARK	73 703	51 004	17 696
ETHIOPIA	1 992	521	166	GREECE	28 328	18 999	6 398
KENYA	453	920	319	ICELAND	4 590	1 234	428
UGANDA	301	226	73	NORWAY	57 502	44 379	15 266
TANZANIA	652	487	162	SWEDEN	131 423	93 190	31 380
MADAGASCAR	55	125	42	FINLAND	44 161	34 175	11 748
MAURITIUS	380	156	54	SWITZERLAND	178 392	148 959	51 185
ZAMBIA	74	109	35	AUSTRIA	179 057	118 152	40 227
MALAWI	155	127	43	PORTUGAL	17 712	14 544	4 998
REP S AFRICA	6 649	7 515	2 534	SPAIN	33 524	21 071	7 191
USA	51 730	37 674	12 904	MALTA	2 707	2 128	718
CANADA	6 016	4 159	1 439	YUGOSLAVIA	10 414	7 186	2 451
MEXICO	954	2 933	974	TURKEY	8 311	6 746	2 294
GUATEMALA	180	270	91	SOVIETUNION	763	657	216
EL SALVADOR	111	106	38	CZECHOSLOVA	27 269	17 301	5 991
COSTA RICA	170	181	62	HUNGARY	1 871	1 677	581
COLOMBIA	170	365	127	BULGARIA	17 834	5 081	1 728
VENEZUELA	702	658	217	CANARY IS	6 443	4 216	1 452
ECUADOR	170	176	61	MOROCCO	1 944	1 697	574
PERU	367	650	215	ALGERIA	856	621	208
BRAZIL	7 644	5 202	1 730	TUNISIA	17 371	11 609	4 049
CHILE	1 032	1 179	397	LIBYA	673	532	183
URUGUAY	162	191	66	EGYPT	10 674	5 837	3 235
ARGENTINA	757	1 069	376	SUDAN	5 829	4 755	1 651
CYPRUS	1 666	823	285	MALI	2 170	1 192	427
LEBANON	1 492	678	240	CHAD	523	466	171
SYRIA	5 089	1 873	637	SENEGAL	276	231	75
IRAQ	5 897	4 753	1 631	GAMBIA	2 463	992	324
IRAN	2 536	3 197	1 082	GUINEA	217	145	48
ISRAEL	14 975	5 288	1 799	SIERRA LEONE	1 044	529	177
JORDAN	1 120	713	241	LIBERIA	1 765	465	157
SAUDI ARABIA	10 454	5 538	1 946	IVORY COAST	3 677	2 476	890
KUWAIT	1 022	1 392	475	GHANA	1 789	1 344	439
BAHRAIN	226	295	104	TOGO	3 312	1 594	546
ARAB EMIRAT	1 480	1 484	521	BENIN	1 863	559	185
OMAN	1 070	984	352	NIGERIA	4 169	762	255
NORTH YEMEN	57	82	32	CAMEROON	19 110	17 402	5 552
AFGHANISTAN	145	141	55	CENT AFR REP	9 297	2 679	924
PAKISTAN	1 648	1 496	501	GABON	573	407	150
INDIA	872	1 294	435	CONGO	194	175	65
SRI LANKA	134	150	53	ZAIRE	244	243	82
THAILAND	758	1 142	389	RWANDA	742	712	240
INDONESIA	2 353	2 262	750	BURUNDI	329	336	117
MALAYSIA	643	786	261	ANGOLA	445	433	155
SINGAPORE	3 167	2 658	904	ETHIOPIA	381	419	150
PHILIPPINES	189	341	120	SOMALIA	793	910	312
CHINA	544	586	202	KENYA	186	191	67
SOUTH KOREA	1 126	1 783	626	UGANDA	1 250	1 255	438
JAPAN	3 951	4 019	1 386	TANZANIA	574	485	159
TAIWAN	598	1 577	520	MADAGASCAR	1 632	1 501	504
HONG KONG	11 961	5 696	1 952	REUNION	129	114	35
AUSTRALIA	6 134	7 104	2 450	MAURITIUS	662	608	200
NEW ZEALAND	1 569	973	338	ZAMBIA	830	124	38
FR POLYNESIA	176	103	33	MALAWI	546	433	160
				REP S AFRICA	108	195	66
625 RUBBER TYRES, TUBES				USA	5 361	4 094	1 365
IMPORTS	3 466 481	2 319 373	794 815	CANADA	227 015	210 859	71 954
FRANCE	1 030 749	700 121	239 194	HONDURAS	22 800	17 700	6 023
BELGIUM LUX	421 247	286 082	98 325	COSTA RICA	988	267	100
NETHERLANDS	328 317	220 126	75 757	PANAMA	166	156	54
ITALY	303 833	253 823	86 630	CUBA	686	225	79
UNTD KINGDOM	314 234	226 662	78 296	DOMINIC REP	679	507	155
IRELAND	36 592	25 717	8 796	GUADELOUPE	936	324	106
DENMARK	27 439	6 205	2 111	MARTINIQUE	1 778	1 443	484
					2 311	1 803	617

6 IMPORTS AND EXPORTS (SPECIAL TRADE) BY GROUPS OF THE SITC-REV. II AND BY COUNTRIES OF PRODUCTION AND CONSUMPTION 1985

GROUP COUNTRY	DT * 100 KG	1 000 DM	1 000 \$	GROUP COUNTRY	DT * 100 KG	1 000 DM	1 000 \$
BARBADOS	119	104	36	SOVIETUNION	20 252	28 372	9 830
TRINIDAD TOB	406	278	94	POLAND	20 666	22 926	8 380
COLOMBIA	222	303	103	CZECHOSLOVA	930	5 445	1 879
VENEZUELA	348	286	96	HUNGARY	4 844	12 658	4 320
ECUADOR	276	309	106	ROMANIA	392	1 986	694
PERU	1 045	880	324	BULGARIA	609	2 025	699
BRAZIL	7 022	4 830	1 645	CANARY IS	86	295	96
CHILE	1 660	1 311	441	MOROCCO	4 855	5 332	1 870
URUGUAY	440	421	142	ALGERIA	1 664	3 922	1 322
ARGENTINA	752	685	244	TUNISIA	194	673	228
CYPRUS	2 181	1 583	540	LIBYA	1 133	3 107	1 005
LEBANON	11 695	1 270	446	EGYPT	2 201	5 309	1 805
SYRIA	2 655	2 112	746	SUDAN	126	314	109
IRAQ	13 243	11 049	3 739	MAURITANIA	421	557	189
IRAN	482	901	295	MALI	48	199	72
ISRAEL	10 744	8 701	2 972	UPPER VOLTA	38	381	130
JORDAN	16 566	6 661	2 193	SENEGAL	61	127	43
SAUDI ARABIA	41 807	31 905	10 735	LIBERIA	2 955	3 346	1 131
KUWAIT	3 230	2 270	758	IVORY COAST	127	422	138
BAHRAIN	723	735	257	GHANA	169	268	89
QATAR	738	697	229	TOGO	60	148	49
ARAB EMIRAT	5 774	4 110	1 410	NIGERIA	627	1 341	448
OMAN	2 834	2 097	719	CAMEROON	284	662	218
SOUTH YEMEN	136	177	62	GABON	249	428	145
AFGHANISTAN	226	106	37	ZAIRE	496	871	293
INDIA	298	225	81	ANGOLA	438	2 125	770
THAILAND	1 071	968	317	ETHIOPIA	127	303	102
INDONESIA	434	448	156	KENYA	958	2 840	974
MALAYSIA	533	719	237	TANZANIA	276	510	169
SINGAPORE	1 368	1 458	494	MOZAMBIQUE	34	139	48
CHINA	492	603	200	MADAGASCAR	61	356	115
SOUTH KOREA	894	694	233	MAURITIUS	16	111	38
JAPAN	82 021	61 846	21 743	ZAMBIA	1 154	1 499	478
TAIWAN	2 007	1 879	648	ZIMBABWE	59	281	97
HONG KONG	690	711	246	MALAWI	37	135	48
AUSTRALIA	26 822	21 018	7 141	REP S AFRICA	6 118	15 144	5 237
AUST OCEANIA	204	177	55	USA	42 616	79 408	27 291
NEW ZEALAND	1 230	1 037	360	CANADA	2 996	6 917	2 406
NEW CALEDON	659	564	195	MEXICO	739	2 019	694
FR POLYNESIA	1 193	972	333	GUATEMALA	176	493	162
				HONDURAS	87	208	72
				EL SALVADOR	109	377	129
				COSTA RICA	217	682	233
				PANAMA	34	128	41
				CUBA	219	551	180
				DOMINIC REP	289	629	213
				MARTINIQUE	18	95	33
				TRINIDAD TOB	103	276	99
				NETH ANTILL	26	129	41
				COLOMBIA	95	619	213
				VENEZUELA	2 132	5 888	2 019
				SURINAME	58	185	50
				ECUADOR	617	1 562	551
				PERU	908	1 856	633
				BRAZIL	526	2 668	918
				CHILE	884	1 839	640
				BOLIVIA	40	133	45
				PARAGUAY	266	490	168
				URUGUAY	667	1 443	500
				ARGENTINA	441	2 538	853
				CYPRUS	354	565	190
				LEBANON	484	918	312
				SYRIA	4 444	6 168	2 120
				IRAQ	1 224	3 365	1 135
				IRAN	4 879	12 767	4 461
				ISRAEL	2 589	5 317	1 851
				JORDAN	1 881	2 703	928
				SAUDI ARABIA	4 005	9 918	3 436
				KUWAIT	674	1 979	675
				BAHRAIN	81	306	101
				QATAR	77	228	80
				ARAB EMIRAT	654	2 344	814
				OMAN	231	412	138
				NORTH YEMEN	50	97	35
				AFGHANISTAN	39	179	63
				PAKISTAN	419	1 051	350
				INDIA	10 167	11 866	3 932
				SRI LANKA	77	215	73
				NEPAL	34	106	36
				THAILAND	1 727	3 837	1 346
				INDONESIA	888	2 158	740
				MALAYSIA	1 787	3 318	1 134
				SINGAPORE	1 847	5 552	1 836
				PHILIPPINES	238	616	212
				CHINA	300	1 756	596
				NORTH KOREA	29	174	63
				SOUTH KOREA	2 079	1 961	644
				JAPAN	1 519	9 022	3 021
				TAIWAN	192	1 003	340
				HONG KONG	555	1 669	574
				AUSTRALIA	4 537	13 386	4 561
				PAPUA NEW G	40	146	53
				NEW ZEALAND	892	2 611	902
				NEW CALEDON	91	129	47
				FR POLYNESIA	107	91	30
				633 CORK MANUFACTURES			
				IMPORTS	119 994	89 220	30 312
				FRANCE	2 447	3 277	1 128
				NETHERLANDS	1 418	747	254
				ITALY	1 026	1 703	580
				UNTD KINGDOM	429	504	178
628 RUBBER ARTICLES NES							
IMPORTS	449 593	776 673	265 751				
FRANCE	92 147	175 799	60 325				
BELGIUM LUX	20 003	39 972	13 586				
NETHERLANDS	37 930	51 293	17 541				
ITALY	72 953	129 387	44 222				
UNTD KINGDOM	27 119	58 987	20 269				
IRELAND	12 402	23 238	7 945				
DENMARK	6 436	13 482	4 618				
NORWAY	382	429	144				
SWEDEN	12 883	17 545	6 048				
FINLAND	435	729	246				
SWITZERLAND	7 334	34 057	11 765				
AUSTRIA	25 863	31 077	10 698				
PORTUGAL	441	387	133				
SPAIN	11 424	17 987	6 152				
MALTA	518	9 439	3 230				
YUGOSLAVIA	38 501	14 659	5 040				
TURKEY	786	712	235				
POLAND	375	297	102				
CZECHOSLOVA	8 015	3 556	1 240				
HUNGARY	12 653	4 660	1 616				
ROMANIA	9 811	2 927	986				
USA	9 861	71 540	24 189				
CANADA	501	3 291	1 130				
MEXICO	48	149	51				
BRAZIL	966	5 942	2 029				
ISRAEL	2 717	2 194	729				
INDIA	1 319	770	270				
SRI LANKA	3 561	1 426	513				
THAILAND	7 714	2 728	935				
MALAYSIA	3 841	2 262	777				
SINGAPORE	488	1 088	368				
SOUTH KOREA	4 165	5 581	1 872				
JAPAN	10 599	42 941	14 662				
TAIWAN	4 660	5 176	1 756				
HONG KONG	264	457	152				
AUSTRALIA	8	83	30				
NEW ZEALAND	37	137	48				
EXPORTS	570 440	1 147 140	393 361				
FRANCE	51 166	123 994	42 411				
BELGIUM LUX	78 564	111 476	38 192				
NETHERLANDS	47 364	83 095	28 504				
ITALY	24 244	63 838	21 808				
UNTD KINGDOM	49 196	97 019	33 306				
IRELAND	1 250	2 314	800				
DENMARK	13 816	31 874	10 933				
GREECE	5 734	10 968	3 708				
ICELAND	385	689	234				
NORWAY	6 857	13 678	4 701				
SWEDEN	23 085	53 683	18 405				
FINLAND	7 980	15 974	5 461				
SWITZERLAND	22 407	49 015	16 857				
AUSTRIA	35 281	70 619	24 213				
PORTUGAL	3 115	9 332	3 244				
SPAIN	16 914	42 000	14 352				
MALTA	163	575	195				
YUGOSLAVIA	4 536	16 494	5 754				
TURKEY	1 825	4 694	1 594				

6 IMPORTS AND EXPORTS (SPECIAL TRADE) BY GROUPS OF THE SITC-REV. 11 AND BY COUNTRIES OF PRODUCTION AND CONSUMPTION 1985

GROUP COUNTRY	DT * 100 KG	1 000 DM	1 000 \$	GROUP COUNTRY	DT * 100 KG	1 000 DM	1 000 \$
DENMARK	577	275	92	ICELAND	2 517	1 121	384
SWEDEN	2 034	1 747	591	NORWAY	54 788	17 084	5 931
SWITZERLAND	233	176	58	SWEDEN	161 421	32 735	11 254
PORTUGAL	86 863	69 316	23 504	FINLAND	19 893	10 343	3 559
SPAIN	10 811	7 291	2 479	SWITZERLAND	500 775	84 193	28 922
MOROCCO	6 918	1 237	432	AUSTRIA	537 936	87 572	29 997
TUNISIA	5 227	843	292	PORTUGAL	2 072	1 186	411
USA	188	433	145	SPAIN	52 967	9 924	3 432
CHINA	93	168	60	MALTA	1 483	415	140
SOUTH KOREA	1 089	869	297	YUGOSLAVIA	23 549	7 772	2 713
JAPAN	502	461	163	TURKEY	4 822	2 205	801
EXPORTS	17 830	31 013	10 575	SOVIETUNION	10 169	4 287	1 415
FRANCE	2 567	3 762	1 291	POLAND	267	149	53
BELGIUM LUX	862	1 301	441	CZECHOSLOVA	23 045	5 384	1 810
NETHERLANDS	1 351	1 675	571	HUNGARY	3 170	1 019	345
ITALY	1 008	1 615	561	ROMANIA	2 037	1 744	637
UNTD KINGDOM	1 202	2 155	740	BULGARIA	936	419	150
DENMARK	1 465	1 560	525	CANARY IS	412	310	110
NORWAY	75	137	43	ALGERIA	7 273	1 302	419
SWEDEN	616	1 388	473	TUNISIA	102	108	35
FINLAND	208	357	124	LIBYA	2 477	876	284
SWITZERLAND	1 782	2 517	861	EGYPT	11 661	5 167	1 769
AUSTRIA	2 816	3 595	1 237	LIBERIA	658	186	65
SPAIN	103	323	109	NIGERIA	596	430	144
YUGOSLAVIA	34	98	34	CONGO	181	139	50
HUNGARY	217	711	241	ZAIRE	344	105	34
REP S AFRICA	293	1 251	420	ETHIOPIA	109	98	37
USA	787	3 645	1 249	ZIMBABWE	490	309	98
CANADA	237	870	290	REP S AFRICA	13 925	2 450	813
IRAQ	585	389	125	USA	33 249	25 802	8 958
ISRAEL	26	163	60	CANADA	8 105	2 892	998
THAILAND	374	450	157	MEXICO	452	375	132
SOUTH KOREA	22	91	34	PANAMA	2 192	195	70
JAPAN	58	105	37	BARBADOS	787	90	30
AUSTRALIA	485	1 989	663	TRINIDAD TOB	1 036	140	53
NEW ZEALAND	44	211	71	VENEZUELA	1 212	500	168
634 VENEERS, PLYWOOD, ETC				BRAZIL	188	130	44
IMPORTS	9 686 189	1 235 946	420 111	ARGENTINA	282	262	88
FRANCE	1 091 230	149 266	50 689	CYPRUS	3 935	1 472	501
BELGIUM LUX	1 553 963	120 188	40 916	LEBANON	936	311	108
NETHERLANDS	107 716	18 455	6 278	SYRIA	6 969	4 258	1 456
ITALY	406 099	128 812	43 908	IRAQ	9 495	2 563	883
UNTD KINGDOM	24 779	6 237	2 158	IRAN	2 019	695	221
IRELAND	3 080	1 276	426	ISRAEL	6 512	2 809	947
DENMARK	74 601	16 287	5 511	JORDAN	779	195	67
GREECE	7 910	1 676	563	SAUDI ARABIA	23 894	8 914	3 062
NORWAY	1 546	196	64	KUWAIT	589	273	93
SWEDEN	95 434	14 800	5 031	BAHRAIN	870	347	129
FINLAND	524 230	121 759	41 813	ARAB EMIRAT	526	375	130
SWITZERLAND	947 894	81 489	27 896	PAKISTAN	460	159	54
AUSTRIA	2 338 552	155 963	53 351	INDIA	1 204	515	171
PORTUGAL	21 335	2 726	940	SRI LANKA	2 248	549	184
SPAIN	13 991	6 797	2 288	THAILAND	279	174	58
YUGOSLAVIA	87 895	11 848	4 122	MALAYSIA	336	102	34
TURKEY	14 697	1 257	432	SINGAPORE	27 712	6 748	2 200
SOVIETUNION	180 891	17 616	5 757	CHINA	3 889	297	106
POLAND	85 008	5 263	1 817	SOUTH KOREA	11 552	3 352	1 134
CZECHOSLOVA	615 015	25 403	8 727	JAPAN	9 801	2 697	930
HUNGARY	14 784	859	299	TAIWAN	3 041	2 034	696
ROMANIA	94 358	6 599	2 298	HONG KONG	1 407	410	139
LIBERIA	520	200	71	AUSTRALIA	5 256	3 041	1 066
IVORY COAST	155 920	24 432	8 335	NEW ZEALAND	1 479	1 294	440
GHANA	15 889	2 857	970	635 WOOD MANUFACTURES NES			
CAMEROON	4 878	1 082	382	IMPORTS	3 814 726	896 603	307 574
EQUAT GUINEA	11 480	1 702	584	FRANCE	166 725	42 373	14 544
GABON	23 564	5 054	1 730	BELGIUM LUX	82 082	34 484	11 874
CONGO	50 877	12 666	4 385	NETHERLANDS	415 569	92 287	31 555
ZAIRE	24 416	6 609	2 251	ITALY	147 249	126 757	43 435
REP S AFRICA	11 364	2 509	866	UNTD KINGDOM	22 925	7 123	2 429
USA	369 874	127 926	43 170	IRELAND	2 187	878	287
CANADA	254 563	47 245	15 521	DENMARK	390 759	117 482	40 274
PANAMA	1 022	252	83	GREECE	1 464	643	217
COLOMBIA	870	408	153	NORWAY	13 398	5 520	1 910
ECUADOR	214	200	66	SWEDEN	221 631	80 179	27 586
BRAZIL	127 950	44 530	14 946	FINLAND	85 692	27 523	9 421
CHILE	208	154	49	SWITZERLAND	18 999	15 537	5 316
BOLIVIA	680	475	157	AUSTRIA	339 674	115 378	39 685
ISRAEL	1 921	503	170	PORTUGAL	59 385	7 385	2 542
INDIA	1 617	1 537	510	SPAIN	12 599	10 061	3 445
THAILAND	1 328	1 594	547	YUGOSLAVIA	105 698	27 607	9 499
INDONESIA	146 624	22 262	7 435	TURKEY	674	130	43
MALAYSIA	34 069	6 652	2 228	SOVIETUNION	6 911	1 093	384
SINGAPORE	27 193	6 570	2 251	POLAND	188 646	12 917	4 462
PHILIPPINES	74 384	11 637	3 863	CZECHOSLOVA	760 734	30 744	10 587
SOUTH KOREA	6 869	1 423	487	HUNGARY	457 448	23 900	8 248
JAPAN	808	898	311	ROMANIA	78 348	16 547	5 695
TAIWAN	30 703	9 485	3 204	BULGARIA	539	195	64
AUSTRALIA	251	83	30	IVORY COAST	1 386	344	117
EXPORTS	8 251 345	1 017 175	348 600	GHANA	7 778	600	196
FRANCE	1 293 148	103 251	35 459	CAMEROON	948	297	100
BELGIUM LUX	442 565	59 319	20 219	KENYA	888	114	38
NETHERLANDS	1 468 699	142 109	48 283	TANZANIA	196	89	31
ITALY	754 791	59 816	20 233	MOZAMBIQUE	1 542	247	81
UNTD KINGDOM	1 589 852	180 192	62 010	MAURITIUS	11	171	59
IRELAND	48 958	6 258	2 173	ZIMBABWE	173	85	34
DENMARK	1 013 773	105 789	36 535	REP S AFRICA	14 102	5 259	1 810
GREECE	23 775	6 757	2 293	SWAZILAND	370	160	62
				USA	1 667	1 909	647
				CANADA	13 532	3 907	1 326
				BRAZIL	45 875	11 192	3 764
				CHILE	480	120	40

6 IMPORTS AND EXPORTS (SPECIAL TRADE) BY GROUPS OF THE SITC-REV. II AND BY COUNTRIES OF PRODUCTION AND CONSUMPTION 1985

GROUP COUNTRY	DT = 100 KG	1 000 DM	1 000 \$	GROUP COUNTRY	DT = 100 KG	1 000 DM	1 000 \$
ISRAEL	126	302	101	IMPORTS	44 769 071	7 489 641	2 455 327
PAKISTAN	43	95	35	FRANCE	4 865 469	884 162	301 998
INDIA	1 306	1 563	537	BELGIUM LUX	1 526 838	483 035	164 217
SRI LANKA	137	302	104	NETHERLANDS	3 587 299	620 599	211 596
THAILAND	36 069	14 831	5 090	ITALY	2 623 367	538 839	184 166
INDONESIA	8 943	1 759	602	UNITED KINGDOM	632 301	208 911	70 691
MALAYSIA	37 826	7 642	2 659	IRELAND	47 073	3 564	1 190
SINGAPORE	24 915	6 737	2 259	DENMARK	468 470	62 791	21 403
PHILIPPINES	4 513	4 017	1 394	NORWAY	2 003 806	251 573	85 875
CHINA	4 955	4 621	1 609	SWEDEN	10 178 133	1 493 541	511 267
SOUTH KOREA	2 254	2 054	701	FINLAND	8 463 362	1 203 916	412 843
JAPAN	1 641	5 009	1 743	SWITZERLAND	1 551 483	230 108	78 633
TAIWAN	21 227	24 652	8 336	AUSTRIA	4 276 915	626 963	213 824
HONG KONG	1 563	1 180	407	PORTUGAL	307 408	31 494	10 760
EXPORTS	2 600 779	792 117	272 774	SPAIN	292 771	47 825	16 461
FRANCE	305 643	74 438	25 594	YUGOSLAVIA	474 826	54 348	18 406
BELGIUM LUX	327 808	84 938	29 284	SOVIET UNION	322 066	25 297	8 675
NETHERLANDS	407 936	83 909	28 762	POLAND	220 512	19 692	6 670
ITALY	112 755	27 477	9 426	CZECHOSLOVAKIA	616 657	50 065	17 101
UNITED KINGDOM	67 641	26 033	8 986	HUNGARY	26 642	3 859	1 317
IRELAND	7 875	2 667	914	ROMANIA	295 307	34 920	11 897
DENMARK	160 313	21 150	7 247	BULGARIA	9 252	1 111	362
GREECE	6 146	3 767	1 297	REP. S. AFRICA	42 646	3 628	1 275
ICELAND	813	735	256	SWAZILAND	4 790	407	148
NORWAY	25 683	10 241	3 553	USA	713 343	124 751	41 918
SWEDEN	19 373	8 410	2 917	CANADA	719 415	86 127	29 802
FINLAND	36 325	15 133	5 186	CUBA	760	120	44
SWITZERLAND	652 776	189 393	65 346	BRAZIL	405 778	44 744	15 231
AUSTRIA	212 791	95 067	32 923	CHILE	10 100	1 623	554
PORTUGAL	2 118	604	201	ARGENTINA	7 136	420	157
SPAIN	10 319	4 438	1 545	ISRAEL	248	143	48
MALTA	844	252	80	BURMA	2 768	2 606	899
YUGOSLAVIA	2 669	835	292	SOUTH KOREA	147	200	66
TURKEY	15 608	5 685	1 998	JAPAN	60 098	47 705	16 244
SOVIET UNION	734	685	247	TAIWAN	162	147	51
POLAND	758	336	119	EXPORTS	31 427 324	6 789 977	2 320 229
CZECHOSLOVAKIA	677	315	106	FRANCE	7 309 841	1 352 938	461 513
HUNGARY	1 196	698	242	BELGIUM LUX	3 057 343	567 131	193 897
BULGARIA	170	170	56	NETHERLANDS	4 504 358	801 944	274 363
CANARY IS.	531	568	191	ITALY	2 846 807	577 601	197 364
MOROCCO	881	258	87	UNITED KINGDOM	3 458 238	789 116	269 912
ALGERIA	20 113	13 291	4 183	IRELAND	117 708	26 839	9 162
TUNISIA	422	169	57	DENMARK	730 320	146 600	50 436
LIBYA	9 996	6 315	2 068	GREECE	177 203	43 328	14 718
EGYPT	4 052	1 545	554	ICELAND	13 823	4 044	1 388
SUDAN	175	160	57	NORWAY	127 732	41 234	14 192
MALI	598	158	54	SWEDEN	372 267	110 533	37 745
SIERRA LEONE	707	197	78	FINLAND	108 333	37 564	12 886
IVORY COAST	937	248	77	SWITZERLAND	1 202 469	316 906	108 560
GHANA	2 446	1 019	380	AUSTRIA	1 293 776	301 971	103 119
NIGERIA	1 262	1 880	637	PORTUGAL	29 785	13 916	4 727
CAMEROON	742	172	58	SPAIN	610 227	144 801	49 722
ZAIRE	168	249	85	MALTA	7 638	1 606	538
ETHIOPIA	4 375	2 194	707	YUGOSLAVIA	115 781	47 412	16 585
KENYA	104	163	51	TURKEY	35 584	16 898	5 918
UGANDA	305	96	32	SOVIET UNION	435 397	136 856	46 624
TANZANIA	131	145	51	POLAND	64 296	22 879	7 959
REP. S. AFRICA	1 960	1 308	444	CZECHOSLOVAKIA	72 211	18 065	6 294
USA	32 511	37 471	12 948	HUNGARY	208 527	59 562	20 330
CANADA	5 798	3 701	1 266	ROMANIA	2 733	1 485	502
MEXICO	548	887	300	BULGARIA	42 954	12 051	4 174
GUATEMALA	50	102	35	ALBANIA	1 587	643	215
EL SALVADOR	23	86	33	CANARY IS.	3 857	1 239	420
CUBA	559	963	338	MOROCCO	10 589	2 381	801
AM. VIRGIN IS.	2 958	1 422	542	ALGERIA	87 666	14 760	5 129
NETH. ANTILL.	276	225	78	TUNISIA	17 347	4 303	1 439
VENEZUELA	122	196	68	LIBYA	32 431	7 739	2 397
CHILE	50	95	30	EGYPT	85 455	19 747	6 796
ARGENTINA	30	106	33	SUDAN	4 927	890	326
CYPRUS	149	125	40	MAURITANIA	804	995	358
LEBANON	627	302	99	MALI	432	317	104
SYRIA	1 047	339	125	GUINEA	354	161	51
IRAQ	12 266	3 880	1 331	SIERRA LEONE	1 112	314	102
IRAN	525	1 000	361	LIBERIA	380	178	61
ISRAEL	20 906	4 217	1 482	IVORY COAST	3 073	657	232
JORDAN	1 226	1 051	344	GHANA	5 287	1 158	383
SAUDI ARABIA	45 218	23 895	8 322	TOGO	553	164	53
KUWAIT	7 635	3 051	1 021	NIGERIA	71 467	16 925	5 743
BAHRAIN	747	585	208	CAMEROON	2 077	919	327
QATAR	156	151	54	GABON	615	444	149
ARAB EMIRAT	4 671	2 407	824	ZAIRE	3 251	852	298
OMAN	1 824	1 674	609	RWANDA	1 254	417	145
SOUTH YEMEN	191	83	30	ANGOLA	3 530	734	259
PAKISTAN	328	127	43	ETHIOPIA	8 256	1 709	603
SRI LANKA	752	180	83	KENYA	29 533	4 186	1 427
THAILAND	1 850	465	156	UGANDA	578	132	46
INDONESIA	1 137	476	179	TANZANIA	4 207	1 488	490
MALAYSIA	1 036	475	159	SEYCHELLES	202	87	30
SINGAPORE	8 185	2 494	841	MADAGASCAR	443	158	53
PHILIPPINES	207	234	79	MAURITIUS	1 724	692	235
CHINA	44	98	37	ZAMBIA	434	437	153
SOUTH KOREA	3 761	3 637	1 430	ZIMBABWE	3 756	2 029	692
JAPAN	3 076	3 015	1 032	MALAWI	203	93	30
TAIWAN	1 255	371	126	REP. S. AFRICA	224 896	64 172	21 999
HONG KONG	1 768	722	253	USA	1 652 275	425 579	144 035
AUSTRALIA	3 921	2 638	879	CANADA	147 405	46 034	15 717
NEW ZEALAND	108	99	35	MEXICO	9 055	4 020	1 439
				GUATEMALA	2 509	827	276
				HONDURAS	522	175	61
				EL SALVADOR	2 692	1 110	377
				NICARAGUA	489	127	43

6 IMPORTS AND EXPORTS (SPECIAL TRADE) BY GROUPS OF THE SITC-REV. II AND BY COUNTRIES OF PRODUCTION AND CONSUMPTION 1985

GROUP COUNTRY	DT * 100 KG	1 000 DM	1 000 \$	GROUP COUNTRY	DT * 100 KG	1 000 DM	1 000 \$
COSTA RICA	3 188	1 713	586	ITALY	399 736	179 901	61 224
PANAMA	1 490	586	201	UNITED KINGDOM	746 507	349 853	120 290
CUBA	54 912	6 886	2 248	IRELAND	61 305	29 849	10 363
DOMINIC REP	1 679	666	225	DENMARK	274 014	97 051	33 342
JAMAICA	3 545	967	331	GREECE	150 529	72 286	24 786
BARBADOS	598	236	86	ICELAND	7 649	4 118	1 415
TRINIDAD TOB	1 851	1 084	372	FAROE IS	998	399	132
NETH ANTILL	1 054	325	111	NORWAY	31 096	22 150	7 669
COLOMBIA	7 210	4 064	1 407	SWEDEN	78 494	52 024	17 931
VENEZUELA	22 445	11 761	3 981	FINLAND	43 607	20 595	7 091
SURINAME	744	261	90	SWITZERLAND	442 674	209 518	71 927
ECUADOR	3 080	2 113	734	AUSTRIA	473 960	207 390	71 306
PERU	4 704	2 900	998	PORTUGAL	6 532	5 762	1 969
BRAZIL	10 893	9 184	3 182	SPAIN	39 502	25 985	8 823
CHILE	10 126	5 977	2 036	ANDORRA	3 779	2 135	741
BOLIVIA	193	188	65	MALTA	4 180	1 813	617
PARAGUAY	806	558	206	YUGOSLAVIA	38 781	16 730	5 777
URUGUAY	1 048	657	236	TURKEY	6 583	4 168	1 464
ARGENTINA	6 899	5 884	1 999	SOVIET UNION	123 981	41 170	14 498
CYPRUS	47 819	6 313	2 121	POLAND	12 819	4 229	1 444
LEBANON	33 516	6 612	2 147	CZECHOSLOVAKIA	13 973	5 204	1 842
SYRIA	68 257	13 899	4 726	HUNGARY	29 716	11 205	3 817
IRAQ	39 049	10 894	3 910	ROMANIA	10 978	3 458	1 210
IRAN	61 146	23 716	7 846	BULGARIA	27 736	11 384	3 934
ISRAEL	81 262	26 523	8 955	CANARY IS	7 380	3 323	1 146
JORDAN	13 067	2 300	780	MOROCCO	1 557	839	280
SAUDI ARABIA	134 625	31 271	10 483	ALGERIA	6 120	3 861	1 365
KUWAIT	25 640	5 760	1 902	TUNISIA	4 596	1 520	520
BAHRAIN	2 982	1 119	374	LIBYA	44 100	21 661	7 065
QATAR	1 393	486	229	EGYPT	28 620	14 705	4 974
ARAB EMIRAT	26 751	4 660	1 609	SUDAN	7 366	5 459	1 899
OMAN	4 714	1 370	458	MAURITANIA	211	178	59
NORTH YEMEN	11 086	1 644	566	SENEGAL	315	264	87
SOUTH YEMEN	1 114	276	91	GUINEA	1 059	226	71
AFGHANISTAN	1 380	735	272	SIERRA LEONE	555	226	81
PAKISTAN	56 248	11 229	3 752	LIBERIA	1 125	576	195
INDIA	61 612	32 025	11 096	IVORY COAST	1 742	1 261	408
BANGLADESH	3 191	947	326	GHANA	375	355	120
SRI LANKA	10 167	2 703	905	TOGO	1 098	359	121
NEPAL	692	142	47	NIGERIA	2 881	2 466	804
BURMA	7 126	1 096	378	CAMEROON	4 011	2 134	775
THAILAND	36 264	11 527	3 945	GABON	2 225	1 237	427
INDONESIA	17 486	6 536	2 255	CONGO	290	261	90
MALAYSIA	44 440	10 158	3 412	ZAIRE	6 552	2 708	962
BRUNEI	1 045	258	91	RWANDA	306	280	96
SINGAPORE	59 788	13 735	4 717	ANGOLA	292	559	187
PHILIPPINES	8 931	3 845	1 403	ETHIOPIA	14 400	4 148	1 379
CHINA	393 293	61 838	22 313	KENYA	1 069	853	284
SOUTH KOREA	12 846	7 451	2 602	UGANDA	2 155	613	235
JAPAN	37 261	22 142	7 663	TANZANIA	1 227	673	221
TAIWAN	14 798	7 401	2 541	MADAGASCAR	92	107	33
HONG KONG	75 124	14 871	5 048	REUNION	201	171	55
AUSTRALIA	432 221	138 400	46 697	ZAMBIA	249	179	63
PAPUA NEW G	380	124	45	ZIMBABWE	535	493	168
NEW ZEALAND	89 492	26 593	9 010	MALAWI	272	262	86
FR POLYNESIA	508	246	88	REP S AFRICA	9 569	8 053	2 778
642 ARTICLES OF PAPER ETC				USA	143 913	73 660	25 664
IMPORTS	4 786 733	1 473 103	504 216	CANADA	5 056	8 660	2 991
FRANCE	645 204	236 240	81 188	MEXICO	736	2 532	874
BELGIUM LUX	222 524	94 709	32 254	GUATEMALA	265	638	216
NETHERLANDS	1 143 809	309 827	106 339	HONDURAS	112	187	58
ITALY	394 131	131 338	45 213	EL SALVADOR	381	449	158
UNITED KINGDOM	85 189	49 957	17 112	NICARAGUA	246	165	55
IRELAND	1 989	2 492	841	COSTA RICA	206	298	105
DENMARK	257 095	58 283	19 861	PANAMA	282	618	217
GREECE	5 000	1 340	459	HAITI	352	151	57
NORWAY	36 033	9 548	3 276	BAHAMAS	1 619	305	103
SWEDEN	408 175	100 144	34 048	DOMINIC REP	358	530	182
FINLAND	111 276	23 231	7 857	GUADELOUPE	911	251	89
SWITZERLAND	262 373	85 746	29 376	JAMAICA	196	158	57
AUSTRIA	982 782	245 327	83 764	ST VINCENT	486	289	104
PORTUGAL	6 599	2 138	716	BARBADOS	75	199	65
SPAIN	10 006	5 287	1 808	TRINIDAD TOB	108	349	122
YUGOSLAVIA	100 585	20 766	7 146	NETH ANTILL	372	258	86
SOVIET UNION	306	522	175	COLOMBIA	268	637	218
CZECHOSLOVAKIA	16 068	3 315	1 144	VENEZUELA	1 194	1 809	626
HUNGARY	1 686	403	135	SURINAME	194	134	45
ROMANIA	5 198	732	245	ECUADOR	109	461	154
MOROCCO	2 054	515	167	PERU	426	437	149
TUNISIA	2 862	2 277	782	BRAZIL	758	1 619	560
USA	26 297	39 515	13 498	CHILE	1 719	1 950	666
CANADA	1 522	1 631	538	BOLIVIA	124	144	50
PANAMA	221	136	48	PARAGUAY	1 693	657	203
COLOMBIA	92	97	35	URUGUAY	234	326	112
BRAZIL	828	257	77	ARGENTINA	442	1 024	343
ISRAEL	160	397	133	CYPRUS	12 958	6 518	2 238
INDIA	46	207	73	LEBANON	2 981	1 643	562
THAILAND	49	101	32	SYRIA	3 204	1 787	612
MALAYSIA	116	105	33	IRAQ	25 863	12 334	4 312
SINGAPORE	1 424	1 239	433	IRAN	4 690	5 051	1 775
CHINA	5 667	2 754	929	ISRAEL	27 683	18 233	6 186
SOUTH KOREA	28 936	14 134	4 783	JORDAN	8 742	3 777	1 266
JAPAN	11 585	16 968	5 825	SAUDI ARABIA	110 557	50 002	16 833
TAIWAN	3 420	5 508	1 889	KUWAIT	61 429	31 943	11 048
HONG KONG	4 743	5 516	1 860	BAHRAIN	12 822	6 269	2 109
EXPORTS	7 960 177	3 362 431	1 152 062	QATAR	12 882	6 444	2 199
FRANCE	1 042 539	477 631	163 139	ARAB EMIRAT	49 380	26 340	8 897
BELGIUM LUX	899 497	351 282	120 051	OMAN	14 807	8 497	2 871
NETHERLANDS	2 166 774	686 043	234 985	NORTH YEMEN	12 627	7 556	2 709
				SOUTH YEMEN	376	226	75
				AFGHANISTAN	343	129	45
				PAKISTAN	4 048	2 296	787
				INDIA	1 559	1 211	426
				BANGLADESH	1 576	599	201

6 IMPORTS AND EXPORTS (SPECIAL TRADE) BY GROUPS OF THE SITC-REV. II AND BY COUNTRIES OF PRODUCTION AND CONSUMPTION 1985

GROUP COUNTRY	DT * 100 KG	1 000 DM	1 000 \$	GROUP COUNTRY	DT * 100 KG	1 000 DM	1 000 \$
SRI LANKA	1 632	723	247	SOVIETUNION	172 781	198 937	68 008
BURMA	805	435	140	POLAND	26 920	36 163	12 282
THAILAND	3 277	3 776	1 279	CZECHOSLOVA	24 751	31 209	10 695
INDONESIA	4 048	3 500	1 237	HUNGARY	92 206	98 716	33 459
MALAYSIA	6 956	4 757	1 603	ROMANIA	2 483	6 668	2 291
SINGAPORE	6 725	5 963	1 990	BULGARIA	7 729	13 618	4 690
PHILIPPINES	1 718	814	285	CANARY IS	58	152	51
CHINA	1 065	844	282	MOROCCO	26 672	18 906	6 508
SOUTH KOREA	13 930	10 892	3 689	ALGERIA	19 788	21 345	6 888
JAPAN	17 975	16 721	5 632	TUNISIA	7 703	11 502	3 906
TAIWAN	18 327	10 516	3 630	LIBYA	466	1 612	526
HONG KONG	52 612	27 539	9 401	EGYPT	7 376	8 143	2 724
AUSTRALIA	6 844	10 253	3 479	SENEGAL	68	142	46
NEW ZEALAND	542	1 350	445	IVORY COAST	5 372	3 774	1 313
FR POLYNESIA	290	120	40	GHANA	155	153	49
651 TEXTILE YARN AND THREAD				NIGERIA	8 722	6 766	2 308
IMPORTS	4 285 991	4 688 571	1 598 775	CAMEROON	824	1 305	432
FRANCE	438 502	632 724	216 552	CENT AFR REP	30	96	35
BELGIUM LUX	368 919	340 773	116 449	CONGO	31	92	33
NETHERLANDS	503 330	463 196	158 720	ZAIRE	174	276	92
ITALY	575 412	832 543	284 376	ANGOLA	44	384	131
UNITD KINGDOM	187 708	228 263	78 084	ETHIOPIA	82	162	51
IRELAND	9 466	17 452	6 054	KENYA	1 345	711	227
DENMARK	73 928	74 432	25 390	TANZANIA	150	245	80
GREECE	222 399	231 069	78 265	MAURITIUS	92	170	51
ICELAND	92	253	91	ZAMBIA	585	1 086	375
NORWAY	4 838	4 738	1 630	ZIMBABWE	167	372	129
SWEDEN	18 611	8 777	2 777	MALAWI	64	106	36
FINLAND	2 945	2 351	812	REP S AFRICA	22 687	23 346	7 789
SWITZERLAND	207 477	358 182	122 591	USA	163 852	212 460	72 306
AUSTRIA	136 637	136 915	47 000	CANADA	26 802	41 010	14 183
PORTUGAL	12 413	16 293	5 501	MEXICO	3 032	4 502	1 511
SPAIN	156 276	132 122	44 750	GUATEMALA	2 199	2 222	781
YUGOSLAVIA	39 587	44 436	15 137	HONDURAS	40	133	46
TURKEY	387 799	317 484	107 292	EL SALVADOR	732	1 013	339
POLAND	3 911	2 864	975	COSTA RICA	967	1 183	403
CZECHOSLOVA	121 316	41 049	14 287	PANAMA	149	209	70
HUNGARY	8 103	6 813	2 360	HAITI	35	151	51
ROMANIA	17 821	10 958	3 798	DOMINIC REP	3 569	3 760	1 264
BULGARIA	3 826	2 685	940	BARBADOS	29	122	42
MOROCCO	368	539	178	TRINIDAD TOB	128	708	258
EGYPT	92 309	93 897	31 617	NETH ANTILL	20	95	32
SUDAN	6 149	5 716	1 919	COLOMBIA	1 582	1 997	688
CAMEROON	482	384	135	VENEZUELA	1 336	1 897	647
TANZANIA	956	610	191	ECUADOR	2 340	2 690	911
MADAGASCAR	755	161	54	PERU	655	746	246
MAURITIUS	3 680	2 976	1 061	BRAZIL	1 776	3 910	1 365
ZIMBABWE	4 899	3 403	1 230	CHILE	1 244	2 326	784
REP S AFRICA	32 885	40 386	13 496	PARAGUAY	31	140	45
USA	113 553	170 980	58 279	URUGUAY	235	361	118
CANADA	5 912	5 294	1 898	ARGENTINA	3 994	4 718	1 595
MEXICO	12 797	7 060	2 426	CYPRUS	439	1 600	532
GUATEMALA	189	159	50	LEBANON	1 357	1 717	565
EL SALVADOR	14 742	11 608	3 918	SYRIA	23 681	15 290	5 185
COLOMBIA	10 292	10 402	3 371	IRAQ	5 548	7 531	2 667
PERU	22 373	32 326	10 820	IRAN	22 029	23 294	7 918
BRAZIL	178 773	167 407	56 403	ISRAEL	42 937	42 328	14 408
CHILE	432	538	180	JORDAN	855	820	268
BOLIVIA	182	109	33	SAUDI ARABIA	2 138	5 640	1 948
URUGUAY	23 503	29 380	9 875	KUWAIT	41	226	78
ARGENTINA	17 036	17 202	5 795	BAHRAIN	42	244	80
LEBANON	477	143	54	QATAR	33	120	40
ISRAEL	8 757	12 859	4 299	ARAB EMIRAT	109	575	192
PAKISTAN	36 839	26 745	8 852	OMAN	55	210	73
INDIA	34 810	12 435	4 293	PAKISTAN	8 157	8 845	2 937
BANGLADESH	36 056	11 841	3 890	INDIA	10 762	10 081	3 465
SRI LANKA	1 321	635	209	BANGLADESH	82	138	45
THAILAND	6 192	2 089	732	SRI LANKA	2 362	3 750	1 343
MALAYSIA	6 732	6 936	2 313	THAILAND	1 202	2 080	708
SINGAPORE	1 184	923	305	VIETNAM	485	1 174	414
PHILIPPINES	74	162	55	INDONESIA	2 041	1 590	592
CHINA	19 420	21 656	7 399	MALAYSIA	1 337	3 133	1 034
SOUTH KOREA	55 489	45 531	15 795	SINGAPORE	356	1 179	408
JAPAN	9 099	17 323	6 000	PHILIPPINES	953	2 160	725
TAIWAN	22 598	17 205	6 013	CHINA	52 794	38 746	13 050
HONG KONG	167	575	185	SOUTH KOREA	2 880	6 271	2 202
AUSTRALIA	2 625	4 317	1 366	JAPAN	30 384	58 680	19 953
NEW ZEALAND	451	592	195	TAIWAN	338	740	257
EXPORTS	4 915 869	5 388 650	1 839 463	HONG KONG	2 450	6 006	2 058
FRANCE	594 664	573 794	195 957	MACAO	61	195	70
BELGIUM LUX	501 342	465 344	159 109	AUSTRALIA	14 282	25 160	8 632
NETHERLANDS	539 717	510 658	173 962	NEW ZEALAND	3 897	7 539	2 568
ITALY	570 808	714 118	243 503	652 COTTON FABRICS, WOVEN			
UNITD KINGDOM	711 936	722 965	246 647	IMPORTS	868 704	1 624 673	555 067
IRELAND	43 210	49 722	16 984	FRANCE	101 330	236 932	80 887
DENMARK	208 084	187 065	64 245	BELGIUM LUX	50 343	95 043	32 849
GREECE	76 692	94 119	31 998	NETHERLANDS	58 757	107 209	36 508
ICELAND	171	934	319	ITALY	59 124	228 569	79 585
NORWAY	24 980	33 450	11 529	UNITD KINGDOM	24 916	42 557	14 829
SWEDEN	87 077	100 131	34 235	IRELAND	4 248	5 509	1 961
FINLAND	54 758	73 525	25 168	DENMARK	3 235	7 959	2 711
SWITZERLAND	122 972	190 059	64 733	GREECE	8 638	11 219	3 813
AUSTRIA	239 635	326 669	111 978	NORWAY	811	2 315	806
PORTUGAL	56 772	56 349	19 197	SWEDEN	4 102	13 444	4 615
SPAIN	66 419	62 030	21 316	FINLAND	1 903	4 855	1 640
ANDORRA	33	94	34	SWITZERLAND	43 474	159 444	55 068
MALTA	1 200	6 034	2 059	AUSTRIA	40 522	134 140	46 190
YUGOSLAVIA	81 074	122 532	42 274	PORTUGAL	8 297	18 349	6 261
TURKEY	55 266	48 138	16 558	SPAIN	7 759	18 027	6 213
				YUGOSLAVIA	25 163	30 983	10 556
				TURKEY	34 721	36 356	12 489

6 IMPORTS AND EXPORTS (SPECIAL TRADE) BY GROUPS OF THE SITC-REV. II AND BY COUNTRIES OF PRODUCTION AND CONSUMPTION 1985

GROUP COUNTRY	DT = 100 KG	1 000 DM	1 000 \$	GROUP COUNTRY	DT = 100 KG	1 000 DM	1 000 \$
POLAND	3 957	4 780	1 641	BAHRAIN	80	429	141
CZECHOSLOVA	31 748	41 185	14 128	QATAR	49	288	88
HUNGARY	3 033	6 095	2 102	ARAB EMIRAT	533	2 599	865
ROMANIA	9 729	12 018	4 046	OMAN	116	556	188
BULGARIA	4 074	3 769	1 276	PAKISTAN	1 023	2 061	728
MOROCCO	246	321	104	SRI LANKA	2 910	7 465	2 542
TUNISIA	1 638	1 636	624	THAILAND	525	1 120	366
EGYPT	10 213	10 750	3 657	INDONESIA	81	250	86
IVORY COAST	807	1 077	371	MALAYSIA	172	627	204
MADAGASCAR	17 784	18 464	6 133	SINGAPORE	1 049	3 950	1 381
ZIMBABWE	1 747	1 932	638	PHILIPPINES	1 062	3 150	1 062
MALAWI	285	251	82	CHINA	190	771	264
REP S AFRICA	1 114	1 121	431	SOUTH KOREA	2 355	9 416	3 256
BOTSWANA	2 700	2 822	1 050	JAPAN	4 156	26 517	8 929
USA	6 241	10 876	3 793	TAIWAN	1 103	5 752	2 014
MEXICO	434	415	161	HONG KONG	7 940	26 726	9 249
GUATEMALA	303	841	319	MACAO	50	120	39
COLOMBIA	3 832	4 231	1 440	AUSTRALIA	5 173	20 724	7 097
PERU	8 256	11 737	3 828	NEW ZEALAND	595	2 582	879
BRAZIL	48 580	52 385	17 476				
ARGENTINA	3 160	3 161	1 180	653 WOVN MAN-MADE FIB FABRIC			
ISRAEL	636	930	318				
PAKISTAN	30 493	30 200	10 269	IMPORTS	834 573	1 896 088	656 145
INDIA	49 015	55 124	17 709	FRANCE	95 360	281 262	97 357
THAILAND	41 659	50 619	16 674	BELGIUM LUX	105 546	214 388	73 601
INDONESIA	5 753	6 779	2 187	NETHERLANDS	77 564	126 682	43 716
MALAYSIA	4 851	5 987	2 033	ITALY	175 389	536 982	187 733
CHINA	56 132	64 879	21 571	UNTD KINGDOM	33 944	40 103	13 860
SOUTH KOREA	15 830	23 712	7 987	IRELAND	1 868	2 712	874
JAPAN	5 345	13 241	4 526	DENMARK	3 917	8 177	2 848
TAIWAN	17 975	23 564	8 073	GREECE	6 935	6 779	2 370
HONG KONG	3 552	6 510	2 149	NORWAY	474	762	261
EXPORTS	1 198 983	2 789 420	952 872	SWEDEN	8 859	13 823	4 686
FRANCE	218 112	393 733	133 363	FINLAND	764	2 437	791
BELGIUM LUX	43 841	90 545	30 811	SWITZERLAND	19 114	84 167	28 994
NETHERLANDS	170 870	303 488	103 327	AUSTRIA	47 061	117 314	40 317
ITALY	155 924	296 384	100 988	PORTUGAL	10 108	29 670	10 304
UNTD KINGDOM	135 869	295 314	100 570	SPAIN	6 468	21 201	7 467
IRELAND	3 729	9 079	3 088	YUGOSLAVIA	7 137	11 990	4 350
DENMARK	26 002	58 792	20 260	TURKEY	5 293	6 257	2 241
GREECE	35 793	102 044	34 969	SOVIETUNION	782	319	119
ICELAND	862	2 473	826	POLAND	2 254	2 220	760
NORWAY	6 307	19 548	6 776	CZECHOSLOVA	27 496	31 526	10 973
SWEDEN	11 813	34 107	11 706	HUNGARY	1 662	2 594	943
FINLAND	16 785	46 820	16 048	ROMANIA	7 327	7 784	2 680
SWITZERLAND	46 472	126 206	43 111	BULGARIA	2 939	3 619	1 297
AUSTRIA	61 499	174 927	60 043	MOROCCO	41	159	58
PORTUGAL	16 781	53 763	18 518	TUNISIA	73	226	73
SPAIN	1 025	4 247	1 450	MAURITIUS	28	119	43
MALTA	12 134	32 232	10 980	REP S AFRICA	72	105	38
YUGOSLAVIA	52 192	179 446	61 852	USA	5 196	25 030	8 498
TURKEY	6 643	15 919	5 490	PERU	550	594	201
SOVIETUNION	6 349	15 893	5 554	BRAZIL	3 110	2 464	837
POLAND	17 752	54 991	18 848	ISRAEL	703	1 836	605
CZECHOSLOVA	11 385	19 856	6 848	INDIA	251	248	75
HUNGARY	13 366	41 451	14 239	THAILAND	21 804	27 972	9 196
ROMANIA	8 386	28 208	9 772	INDONESIA	3 176	4 240	1 478
BULGARIA	5 184	12 822	4 401	MALAYSIA	10 221	15 967	5 216
CANARY IS	46	189	67	CHINA	43 249	42 239	14 311
MOROCCO	7 731	20 581	7 073	SOUTH KOREA	18 336	33 775	11 477
ALGERIA	4 285	9 542	3 427	JAPAN	23 897	127 650	44 856
TUNISIA	31 849	82 952	28 430	TAIWAN	52 165	55 796	19 048
LIBYA	191	535	169	HONG KONG	3 150	4 617	1 500
EGYPT	456	1 432	476	EXPORTS	1 365 124	3 297 945	1 136 888
MAURITANIA	1 194	7 313	2 519	FRANCE	132 403	276 552	94 851
MALI	1 881	9 217	3 179	BELGIUM LUX	115 846	164 065	56 184
UPPER VOLTA	22	136	45	NETHERLANDS	201 453	380 107	130 936
NIGER	1 134	4 506	1 510	ITALY	82 065	186 920	63 989
SENEGAL	761	3 043	1 022	UNTD KINGDOM	166 824	424 673	146 070
GAMBIA	495	1 844	641	IRELAND	5 121	17 211	5 941
IVORY COAST	409	1 511	523	DENMARK	26 738	63 073	21 956
TOGO	509	383	138	GREECE	53 658	150 811	52 567
BENIN	481	1 866	687	ICELAND	403	1 468	502
NIGERIA	48	165	54	NORWAY	17 020	37 219	12 839
CAMEROON	1 209	4 237	1 432	SWEDEN	23 507	59 310	20 385
CENT AFR REP	49	211	74	FINLAND	21 818	53 423	18 246
GABON	49	134	44	SWITZERLAND	44 772	119 123	40 922
CONGO	84	320	105	AUSTRIA	74 140	178 303	61 328
ZAIRE	98	207	66	PORTUGAL	16 809	54 712	19 079
TANZANIA	50	85	30	SPAIN	6 130	12 699	4 365
REUNION	141	392	133	MALTA	11 833	35 020	12 165
MAURITIUS	369	1 339	468	YUGOSLAVIA	76 796	251 675	87 626
ZIMBABWE	86	245	82	TURKEY	9 871	22 241	7 739
REP S AFRICA	882	3 661	1 215	SOVIETUNION	23 031	54 279	18 322
USA	8 955	41 079	14 063	POLAND	20 200	66 159	22 992
CANADA	4 881	15 819	5 379	CZECHOSLOVA	4 184	14 889	5 106
PANAMA	33	190	66	HUNGARY	25 065	71 506	24 816
HAITI	635	1 350	456	ROMANIA	20 492	60 966	21 206
TRINIDAD TOB	31	182	71	BULGARIA	3 848	12 070	4 149
VENEZUELA	225	1 330	429	CANARY IS	44	192	68
BRAZIL	316	570	189	MOROCCO	8 996	23 506	8 176
CHILE	123	513	179	ALGERIA	449	1 155	387
URUGUAY	29	88	31	TUNISIA	19 144	46 126	15 793
CYPRUS	4 100	11 192	3 808	LIBYA	5 358	7 693	2 792
LEBANON	1 614	4 517	1 572	EGYPT	4 267	6 752	2 473
SYRIA	591	1 083	357	SUDAN	265	337	134
IRAQ	364	1 389	479	MAURITANIA	240	123	46
IRAN	117	279	105	NIGER	69	117	37
ISRAEL	4 142	11 265	3 836	SENEGAL	78	169	61
JORDAN	301	977	332	IVORY COAST	336	905	301
SAUDI ARABIA	2 600	9 856	3 284	TOGO	244	305	101
KUWAIT	788	3 208	1 047				

6 IMPORTS AND EXPORTS (SPECIAL TRADE) BY GROUPS OF THE SITC-REV. II AND BY COUNTRIES OF PRODUCTION AND CONSUMPTION 1985

GROUP COUNTRY	DT * 100 KG	1 000 DM	1 000 \$	GROUP COUNTRY	DT * 100 KG	1 000 DM	1 000 \$
BENIN	292	578	200	NETHERLANDS	44 899	91 678	31 348
NIGERIA	1 335	2 416	830	ITALY	13 715	62 702	21 410
CAMEROON	2 423	3 601	1 253	UNITED KINGDOM	8 270	37 485	12 737
CENT AFR REP	40	117	43	IRELAND	3 098	7 566	2 596
GABON	155	215	66	DENMARK	4 930	11 017	3 775
ZAIRE	483	1 075	358	GREECE	13 967	51 037	17 301
BURUNDI	33	163	60	ICELAND	103	321	114
ANGOLA	206	461	158	NORWAY	2 370	5 327	1 831
KENYA	297	824	286	SWEDEN	7 008	15 162	5 160
REUNION	127	449	146	FINLAND	2 270	8 843	3 025
MAURITIUS	426	1 267	439	SWITZERLAND	21 659	60 930	20 848
ZAMBIA	259	1 080	359	AUSTRIA	31 619	73 577	25 034
ZIMBABWE	1 238	2 250	747	PORTUGAL	4 842	17 829	5 956
MALAWI	194	279	88	SPAIN	1 531	6 292	2 153
REP S AFRICA	4 882	17 726	5 975	MALTA	3 940	14 364	4 817
BOTSWANA	14	99	35	YUGOSLAVIA	33 739	138 019	46 897
USA	28 989	132 274	45 724	TURKEY	3 128	7 885	2 662
CANADA	15 305	38 144	13 178	SOVIET UNION	237	163	58
MEXICO	166	807	283	POLAND	12 014	44 859	15 278
HAITI	385	701	234	CZECHOSLOVAKIA	1 636	6 194	2 106
TRINIDAD TOB	14	88	32	HUNGARY	9 304	38 111	12 913
COLOMBIA	129	878	304	ROMANIA	10 869	31 677	10 724
VENEZUELA	290	1 642	518	BULGARIA	128	557	189
PERU	24	165	55	MOROCCO	558	1 346	471
BRAZIL	283	663	238	ALGERIA	48	179	56
CHILE	474	1 689	579	TUNISIA	2 701	8 379	2 902
BOLIVIA	112	1 421	459	MAURITIUS	859	6 125	2 109
URUGUAY	722	1 109	377	ZIMBABWE	62	194	67
CYPRUS	2 077	6 084	2 104	REP S AFRICA	1 151	2 823	954
LEBANON	1 756	5 259	1 849	USA	11 778	48 311	16 613
SYRIA	1 073	3 330	1 128	CANADA	2 356	11 935	4 052
IRAQ	2 575	4 777	1 595	MEXICO	21	174	58
IRAN	16 329	16 236	5 423	GUATEMALA	18	110	35
ISRAEL	11 434	26 031	8 973	COSTA RICA	49	130	38
JORDAN	367	1 024	338	VENEZUELA	97	330	113
SAUDI ARABIA	3 442	14 666	4 892	BRAZIL	32	328	120
KUWAIT	1 337	5 357	1 828	CHILE	20	129	42
BAHRAIN	362	1 328	438	BOLIVIA	32	234	76
QATAR	109	480	157	URUGUAY	31	172	55
ARAB EMIRAT	1 086	5 313	1 788	ARGENTINA	46	173	55
OMAN	59	177	60	CYPRUS	144	685	239
AFGHANISTAN	105	504	171	LEBANON	172	876	316
PAKISTAN	40	241	81	SYRIA	1 584	1 290	451
INDIA	550	853	292	IRAQ	122	96	33
SRI LANKA	2 257	6 539	2 344	IRAN	120	194	75
THAILAND	946	2 024	703	ISRAEL	760	2 181	731
INDONESIA	369	1 039	350	JORDAN	28	356	114
MALAYSIA	2 146	3 359	1 176	SAUDI ARABIA	1 687	3 277	1 141
SINGAPORE	2 031	7 356	2 496	KUWAIT	26	235	81
PHILIPPINES	1 421	5 416	1 893	ARAB EMIRAT	50	347	119
CHINA	4 280	8 044	2 873	OMAN	77	91	31
SOUTH KOREA	5 073	21 432	7 472	PAKISTAN	21	122	44
JAPAN	2 324	13 375	4 555	INDIA	31	128	46
TAIWAN	1 086	5 266	1 952	SRI LANKA	770	1 696	608
HONG KONG	5 407	25 645	9 038	INDONESIA	58	128	41
AUSTRALIA	7 357	25 474	8 725	MALAYSIA	102	298	96
NEW ZEALAND	4 336	12 145	4 133	SINGAPORE	125	662	229
				PHILIPPINES	104	242	75
				CHINA	1 147	3 064	949
				SOUTH KOREA	1 707	6 930	2 441
				JAPAN	2 789	26 715	8 977
				TAIWAN	306	1 130	387
				HONG KONG	916	7 331	2 487
				AUSTRALIA	649	3 535	1 211
				NEW ZEALAND	216	1 041	367
654 OTH WOVEN TEXTILE FABRIC				655 KNIT ETC FABRICS			
IMPORTS	489 778	1 475 091	501 466	IMPORTS	256 671	557 505	192 389
FRANCE	120 238	178 311	60 442	FRANCE	20 699	56 557	19 489
BELGIUM LUX	29 079	50 017	16 895	BELGIUM LUX	13 711	28 336	9 755
NETHERLANDS	31 294	57 099	19 570	NETHERLANDS	33 501	65 519	22 500
ITALY	174 178	786 140	267 176	ITALY	90 779	193 224	67 223
UNITED KINGDOM	22 380	78 256	26 590	UNITED KINGDOM	13 384	30 901	10 563
IRELAND	610	4 216	1 442	IRELAND	697	977	334
DENMARK	4 679	7 870	2 714	DENMARK	1 091	2 836	981
GREECE	74	304	103	GREECE	3 737	6 845	2 328
NORWAY	153	422	136	SWEDEN	1 086	1 782	623
SWEDEN	3 752	5 054	1 721	FINLAND	577	2 623	888
FINLAND	129	102	33	SWITZERLAND	13 407	47 218	16 227
SWITZERLAND	21 247	84 734	28 884	AUSTRIA	33 589	76 921	26 475
AUSTRIA	14 047	55 020	18 630	PORTUGAL	88	253	89
PORTUGAL	1 750	6 219	2 110	SPAIN	4 473	4 303	1 458
SPAIN	2 018	10 667	3 649	MALTA	867	964	344
YUGOSLAVIA	11 758	12 430	4 346	YUGOSLAVIA	2 446	3 576	1 235
SOVIET UNION	19	123	42	TURKEY	4 198	2 305	808
POLAND	1 470	3 273	1 091	POLAND	998	1 157	398
CZECHOSLOVAKIA	11 881	10 548	3 608	CZECHOSLOVAKIA	7 592	4 660	1 644
HUNGARY	142	520	171	HUNGARY	4 210	1 094	373
ROMANIA	57	218	77	USA	1 456	6 070	2 121
BULGARIA	90	891	300	LEBANON	56	131	47
MOROCCO	35	107	37	INDIA	289	855	288
REP S AFRICA	300	115	43	CHINA	174	778	247
USA	3 235	11 049	3 636	SOUTH KOREA	55	127	43
CANADA	893	559	191	JAPAN	2 772	16 348	5 525
PERU	244	1 456	472	TAIWAN	63	212	68
BRAZIL	690	573	187	HONG KONG	171	683	234
URUGUAY	3 146	12 984	4 472	EXPORTS	455 108	1 060 660	363 601
ISRAEL	148	544	180	FRANCE	65 533	139 816	47 979
INDIA	11 063	30 878	10 549	BELGIUM LUX	35 333	57 958	19 906
BANGLADESH	8 056	2 638	898	NETHERLANDS	63 610	129 078	44 621
THAILAND	262	1 238	412				
CHINA	5 402	49 661	16 937				
SOUTH KOREA	376	1 811	602				
JAPAN	4 574	6 855	2 366				
HONG KONG	277	2 037	703				
EXPORTS	288 976	938 010	319 508				
FRANCE	10 943	32 717	11 178				
BELGIUM LUX	8 964	29 400	10 083				

6 IMPORTS AND EXPORTS (SPECIAL TRADE) BY GROUPS OF THE SITC-REV. II AND BY COUNTRIES OF PRODUCTION AND CONSUMPTION 1985

GROUP COUNTRY	DT = 100 KG	1 000 DM	1 000 \$	GROUP COUNTRY	DT = 100 KG	1 000 DM	1 000 \$
ITALY	15 929	35 596	12 175	EXPORTS	83 349	294 879	100 765
UNITED KINGDOM	27 405	63 499	21 677	FRANCE	8 129	28 310	9 618
IRELAND	6 160	17 535	6 025	BELGIUM LUX	7 297	13 102	4 476
DENMARK	11 694	24 677	8 429	NETHERLANDS	9 297	27 967	9 548
GREECE	17 605	42 054	14 485	ITALY	6 687	27 082	9 242
ICELAND	108	513	175	UNITED KINGDOM	4 864	18 441	6 347
NORWAY	4 932	14 025	4 761	IRELAND	494	2 107	731
SWEDEN	3 658	10 998	3 790	DENMARK	2 744	9 236	3 168
FINLAND	4 245	9 565	3 249	GREECE	779	4 982	1 718
SWITZERLAND	22 982	58 179	19 948	ICELAND	57	401	138
AUSTRIA	55 597	135 088	46 182	NORWAY	718	3 411	1 168
PORTUGAL	3 838	11 039	3 817	SWEDEN	3 182	10 622	3 652
SPAIN	3 294	8 316	2 855	FINLAND	3 064	6 233	2 115
MALTA	4 336	9 320	3 238	SWITZERLAND	4 917	19 793	6 781
YUGOSLAVIA	25 822	68 555	23 591	AUSTRIA	9 504	36 011	12 331
TURKEY	2 293	2 213	762	PORTUGAL	324	2 256	764
SOVIET UNION	8 367	23 053	7 669	SPAIN	1 795	4 675	1 593
POLAND	5 631	15 586	5 350	MALTA	216	1 295	438
CZECHOSLOVAKIA	2 363	6 186	2 133	YUGOSLAVIA	1 863	10 986	3 776
HUNGARY	9 599	26 491	9 073	TURKEY	304	1 586	537
ROMANIA	6 266	13 101	4 482	SOVIET UNION	40	259	93
BULGARIA	1 331	3 093	1 043	POLAND	393	2 070	695
MOROCCO	10 309	24 182	8 319	CZECHOSLOVAKIA	349	1 385	474
ALGERIA	425	1 382	439	HUNGARY	1 967	7 245	2 465
TUNISIA	10 884	25 798	8 854	ROMANIA	286	2 008	675
SENEGAL	205	258	85	BULGARIA	139	1 007	348
TOGO	109	127	44	MOROCCO	2 566	3 746	1 227
NIGERIA	167	607	206	ALGERIA	194	1 255	452
CAMEROON	1 500	1 740	597	TUNISIA	627	3 632	1 246
ZAIRE	142	177	57	LIBYA	18	95	30
TANZANIA	59	129	42	EGYPT	57	230	83
MAURITIUS	75	199	66	SUDAN	66	162	63
COMOROS	56	101	36	NIGERIA	150	477	173
ZIMBABWE	133	433	148	ANGOLA	34	153	49
REP S AFRICA	1 030	3 928	1 332	KENYA	34	127	44
USA	6 605	23 559	8 121	MAURITIUS	13	96	30
CANADA	1 782	7 693	2 638	REP S AFRICA	300	1 703	580
COLOMBIA	41	222	79	USA	3 623	13 231	4 572
VENEZUELA	166	740	254	CANADA	612	4 162	1 435
CHILE	267	597	191	MEXICO	12	103	33
CYPRUS	793	2 025	688	COSTA RICA	25	103	37
LEBANON	464	580	200	VENEZUELA	13	121	40
SYRIA	343	757	250	PERU		150	50
IRAQ	23	92	31	BRAZIL	29	325	118
ISRAEL	3 134	9 174	3 133	CHILE	39	109	36
JORDAN	190	263	93	BOLIVIA	3	118	38
SAUDI ARABIA	1 026	2 948	1 008	CYPRUS	55	276	92
KUWAIT	261	1 424	488	LEBANON	59	135	44
BAHRAIN	30	128	45	IRAQ	624	1 602	511
QATAR	62	204	69	IRAN	213	620	218
ARAB EMIRAT	529	1 783	607	ISRAEL	1 267	4 829	1 608
AFGHANISTAN	78	158	55	JORDAN	25	102	33
PAKISTAN	49	121	39	SAUDI ARABIA	119	843	278
INDIA	58	103	36	KUWAIT	66	242	79
SRI LANKA	605	1 474	491	QATAR	14	171	53
THAILAND	43	195	65	ARAB EMIRAT	93	476	157
INDONESIA	105	336	108	PAKISTAN	45	638	229
MALAYSIA	113	399	131	INDIA	19	100	34
SINGAPORE	194	678	234	SRI LANKA	79	659	220
PHILIPPINES	192	822	282	THAILAND	111	271	90
CHINA	370	913	301	INDONESIA	63	159	59
SOUTH KOREA	1 104	3 905	1 256	MALAYSIA	180	409	141
JAPAN	606	3 847	1 337	SINGAPORE	95	380	127
TAIWAN	125	501	173	PHILIPPINES	34	160	50
HONG KONG	999	4 353	1 507	CHINA	91	281	99
AUSTRALIA	879	3 527	1 205	SOUTH KOREA	205	896	306
NEW ZEALAND	324	1 260	419	JAPAN	99	1 641	582
				TAIWAN	51	213	70
				HONG KONG	1 054	4 396	1 496
				AUSTRALIA	304	1 591	548
				NEW ZEALAND	76	441	150
656 LACE RIBBONS, TULLE, ETC				657 SPECIAL TEXTILE ETC PROD			
IMPORTS	81 471	302 511	103 581	IMPORTS	1 160 038	1 294 368	441 718
FRANCE	7 795	44 325	15 231	FRANCE	128 177	126 016	43 009
BELGIUM LUX	8 622	14 475	4 942	BELGIUM LUX	211 639	216 987	74 221
NETHERLANDS	7 590	11 030	3 803	NETHERLANDS	161 087	187 003	63 878
ITALY	12 886	24 702	8 390	ITALY	125 822	204 815	70 077
UNITED KINGDOM	3 387	10 545	3 632	UNITED KINGDOM	45 770	70 323	24 004
IRELAND	1 660	4 249	1 455	IRELAND	3 615	8 926	3 024
DENMARK	90	348	116	DENMARK	11 777	10 383	3 553
GREECE	142	299	102	NORWAY	4 096	6 699	2 281
SWEDEN	219	725	235	SWEDEN	32 003	44 887	15 303
FINLAND	440	574	189	FINLAND	9 682	9 927	3 452
SWITZERLAND	6 660	59 315	20 335	SWITZERLAND	33 569	90 570	30 964
AUSTRIA	8 528	87 219	29 934	AUSTRIA	40 619	52 893	18 111
PORTUGAL	14 732	14 174	4 786	PORTUGAL	87 238	22 481	7 450
SPAIN	1 139	2 336	783	SPAIN	11 566	14 489	4 951
TURKEY	6	153	49	MALTA	85	414	144
POLAND	445	538	185	YUGOSLAVIA	22 216	10 205	3 526
CZECHOSLOVAKIA	541	1 204	415	POLAND	788	1 123	397
HUNGARY	26	110	36	CZECHOSLOVAKIA	22 364	6 997	2 335
USA	735	5 972	2 012	HUNGARY	5 000	2 129	727
CANADA	45	394	130	TANZANIA	20 205	4 001	1 313
BRAZIL	250	1 212	405	Mozambique	8 143	1 154	385
ISRAEL	209	301	106	USA	27 683	76 146	25 675
PAKISTAN	17	482	167	CANADA	147	1 121	386
INDIA	224	1 000	344	MEXICO	14 376	2 902	923
INDONESIA	19	110	36	CUBA	6 616	1 249	428
MALAYSIA	39	198	69	HAITI	5 850	1 148	356
CHINA	585	1 339	465	ECUADOR	11	103	34
SOUTH KOREA	35	350	117				
JAPAN	4 016	11 740	4 037				
TAIWAN	265	1 604	568				
HONG KONG	47	1 192	406				

6 IMPORTS AND EXPORTS (SPECIAL TRADE) BY GROUPS OF THE SITC-REV. 11 AND BY COUNTRIES OF PRODUCTION AND CONSUMPTION 1985

GROUP COUNTRY	DT = 100 KG	1 000 DM	1 000 \$	GROUP COUNTRY	DT = 100 KG	1 000 DM	1 000 \$
BRAZIL	79 856	13 363	4 412	NORTH YEMEN	259	337	121
ISRAEL	165	145	52	SOUTH YEMEN	188	166	55
INDIA	72	142	47	AFGHANISTAN	72	178	58
THAILAND	2 757	1 991	672	PAKISTAN	810	2 260	782
MALAYSIA	381	1 584	557	INDIA	1 893	8 075	2 826
PHILIPPINES	2 087	699	230	BANGLADESH	74	571	199
CHINA	626	1 842	624	SRI LANKA	1 120	2 315	789
SOUTH KOREA	1 448	1 585	548	BURMA	4 133	7 275	2 473
JAPAN	23 064	90 814	31 261	THAILAND	1 026	2 780	934
TAIWAN	2 998	4 667	1 579	VIETNAM	26	129	51
HONG KONG	233	607	205	INDONESIA	713	2 397	802
EXPORTS	1 701 180	2 455 375	841 044	MALAYSIA	956	1 753	606
FRANCE	310 269	356 463	121 582	SINGAPORE	1 432	3 524	1 214
BELGIUM LUX	150 829	162 841	55 700	PHILIPPINES	1 168	2 894	990
NETHERLANDS	188 485	203 060	69 651	CHINA	2 078	4 467	1 509
ITALY	160 583	218 663	74 900	NORTH KOREA	80	135	44
UNTD KINGDOM	138 173	170 150	58 254	SOUTH KOREA	4 216	12 625	4 357
IRELAND	3 576	6 749	2 298	JAPAN	13 934	22 436	7 683
DENMARK	49 464	67 593	23 279	TAIWAN	3 962	6 762	2 348
GREECE	21 913	44 521	15 484	HONG KONG	12 429	30 087	10 408
ICELAND	1 191	2 264	777	AUSTRALIA	12 861	24 569	8 401
NORWAY	28 616	48 515	16 684	NEW ZEALAND	2 146	3 930	1 337
SWEDEN	37 441	79 961	27 548	FR POLYNESIA	52	225	73
FINLAND	24 928	64 748	22 157	658 TEXTILE ARTICLES NES			
SWITZERLAND	74 255	125 930	43 053	IMPORTS	706 101	991 373	337 405
AUSTRIA	89 902	155 226	53 190	FRANCE	13 768	34 775	11 808
PORTUGAL	10 102	22 954	7 816	BELGIUM LUX	21 403	38 611	13 215
SPAIN	34 073	39 676	13 590	NETHERLANDS	35 769	41 714	14 298
MALTA	3 028	5 940	2 050	ITALY	24 333	43 066	14 720
YUGOSLAVIA	49 355	120 666	41 537	UNTD KINGDOM	14 191	26 133	8 945
TURKEY	3 517	12 886	4 487	IRELAND	1 665	2 524	849
SOVIETUNION	34 270	35 458	11 917	DENMARK	5 245	14 404	4 896
POLAND	10 646	24 595	8 425	GREECE	57 615	73 316	25 154
CZECHOSLOVA	5 047	11 366	3 944	NORWAY	382	2 428	828
HUNGARY	17 099	32 272	11 023	SWEDEN	5 036	16 846	5 764
ROMANIA	6 962	16 390	5 616	FINLAND	1 364	4 444	1 504
BULGARIA	14 521	18 816	6 716	SWITZERLAND	5 737	28 650	9 888
ALBANIA	111	171	61	AUSTRIA	21 941	47 834	16 217
CANARY IS	492	676	240	PORTUGAL	37 558	69 064	23 759
MOROCCO	1 230	2 986	1 013	SPAIN	1 639	8 481	2 927
ALGERIA	2 266	7 494	2 579	YUGOSLAVIA	41 501	55 219	18 996
TUNISIA	2 283	6 652	2 326	TURKEY	41 982	46 099	15 947
LIBYA	201	691	229	SOVIETUNION	1 740	931	320
EGYPT	6 002	9 975	3 479	POLAND	4 934	6 685	2 273
SENEGAL	759	120	41	CZECHOSLOVA	36 104	39 156	13 265
LIBERIA	105	167	55	HUNGARY	10 694	12 518	4 355
IVORY COAST	1 448	466	156	ROMANIA	3 422	4 639	1 579
GHANA	561	367	125	BULGARIA	5 752	3 973	1 413
TOGO	172	115	36	ALBANIA	213	203	63
BENIN	39	82	30	MOROCCO	1 236	1 327	459
NIGERIA	2 118	3 403	1 145	TUNISIA	191	1 088	370
CAMEROON	2 575	2 286	828	EGYPT	697	605	200
ZAIRE	179	231	84	CAMEROON	85	220	68
RWANDA	201	166	56	REP S AFRICA	67	131	44
ANGOLA	147	377	127	USA	1 860	15 869	5 240
ETHIOPIA	296	307	110	CANADA	80	317	101
SOMALIA	185	402	125	PERU	162	495	168
KENYA	721	1 063	356	BRAZIL	40 994	68 610	23 247
TANZANIA	44	233	79	IRAN	11	125	39
MADAGASCAR	76	127	43	ISRAEL	12 035	20 538	7 103
MAURITIUS	658	596	195	AFGHANISTAN	113	572	200
ZAMBIA	397	732	241	PAKISTAN	27 013	28 960	10 063
ZIMBABWE	269	1 124	384	INDIA	25 114	26 557	8 819
MALAWI	137	126	42	BANGLADESH	67 716	19 876	6 798
REP S AFRICA	7 832	21 239	7 222	SRI LANKA	379	1 187	407
USA	50 629	91 422	31 157	THAILAND	5 337	4 208	1 397
CANADA	15 572	21 032	7 175	INDONESIA	234	470	179
MEXICO	701	2 748	936	MALAYSIA	584	3 575	1 167
GUATEMALA	238	551	189	PHILIPPINES	2 718	4 772	1 625
HONDURAS	122	173	61	MONGOLIA	35	99	36
EL SALVADOR	72	127	47	CHINA	80 555	91 247	30 843
NICARAGUA	81	110	42	SOUTH KOREA	9 680	17 416	5 626
COSTA RICA	222	243	84	JAPAN	767	2 623	909
PANAMA	185	353	119	TAIWAN	20 886	22 162	7 312
CUBA	196	859	283	HONG KONG	5 816	34 646	11 349
WEST INDIES	74	184	65	MACAO	433	1 194	393
HAITI	186	420	140	EXPORTS	414 432	771 941	265 375
DOMINIC REP	74	229	79	FRANCE	40 045	85 701	29 580
JAMAICA	89	142	47	BELGIUM LUX	34 328	44 837	15 413
TRINIDAD TOB	178	268	98	NETHERLANDS	109 117	143 884	49 511
COLOMBIA	312	2 403	807	ITALY	19 001	39 289	13 338
VENEZUELA	1 768	3 763	1 253	UNTD KINGDOM	36 561	51 772	17 558
ECUADOR	572	1 610	568	IRELAND	823	1 423	492
PERU	228	891	303	DENMARK	21 287	29 129	10 168
BRAZIL	1 527	6 224	2 204	GREECE	2 286	3 678	1 237
CHILE	2 380	3 165	1 071	ICELAND	370	1 205	412
BOLIVIA	134	347	113	NORWAY	3 420	11 640	4 066
URUGUAY	321	791	266	SWEDEN	8 606	16 676	5 802
ARGENTINA	1 161	3 365	1 160	FINLAND	1 288	3 797	1 305
CYPRUS	1 909	2 380	806	SWITZERLAND	27 305	88 812	30 562
LEBANON	2 973	2 156	747	AUSTRIA	35 850	92 585	32 037
SYRIA	14 394	7 552	2 553	PORTUGAL	163	850	295
IRAQ	4 827	6 049	2 068	SPAIN	883	3 035	1 059
IRAN	4 565	10 176	3 318	MALTA	83	309	103
ISRAEL	6 808	11 937	4 059	YUGOSLAVIA	2 135	6 249	2 153
JORDAN	2 729	1 946	671	TURKEY	976	1 876	642
SAUDI ARABIA	15 474	14 864	5 158	SOVIETUNION	121	508	175
KUWAIT	1 435	2 012	674	POLAND	1 297	2 181	714
BAHRAIN	717	1 151	385				
QATAR	129	245	78				
ARAB EMIRAT	1 986	2 018	689				
OMAN	60	177	60				

6 IMPORTS AND EXPORTS (SPECIAL TRADE) BY GROUPS OF THE SITC-REV. II AND BY COUNTRIES OF PRODUCTION AND CONSUMPTION 1985

GROUP COUNTRY	DT * 100 KG	1 000 DM	1 000 \$	GROUP COUNTRY	DT * 100 KG	1 000 DM	1 000 \$
CZECHOSLOVAKIA	232	748	251	BANGLADESH	450	285	99
HUNGARY	1 948	2 435	825	SRI LANKA	1 724	709	253
ROMANIA	490	997	340	NEPAL	7 520	42 463	14 624
BULGARIA	272	513	168	THAILAND	85	297	102
CANARY IS	56	171	56	VIETNAM	300	1 114	398
MOROCCO	207	252	89	PHILIPPINES	231	197	65
ALGERIA	372	526	172	CHINA	28 417	77 826	26 693
TUNISIA	467	2 223	757	SOUTH KOREA	1 101	2 759	937
LIBYA	75	413	137	JAPAN	1 944	1 587	530
EGYPT	51	226	72	TAIWAN	503	187	66
SUDAN	1 178	1 797	564	HONG KONG	648	1 826	613
MALI	58	132	44				
NIGER	246	396	126	EXPORTS	734 379	839 403	287 675
CHAD	127	128	40	FRANCE	83 997	104 619	35 839
GHANA	19	89	33	BELGIUM LUX	66 773	85 013	29 100
NIGERIA	64	205	69	NETHERLANDS	154 774	144 245	49 300
RWANDA	90	155	51	ITALY	46 381	50 020	17 084
ANGOLA	1 709	1 087	356	UNITED KINGDOM	63 372	56 219	15 432
ETHIOPIA	4 897	4 141	1 362	IRELAND	1 600	872	294
DJIBOUTI	1 015	357	114	DENMARK	36 424	27 572	9 497
SOMALIA	181	163	53	GREECE	2 102	2 712	937
KENYA	35	174	59	ICELAND	1 910	1 731	578
UGANDA	49	108	34	FAROE IS	413	184	61
TANZANIA	83	157	48	NORWAY	19 300	20 335	7 105
REP S AFRICA	1 491	3 425	1 094	SWEDEN	27 550	27 017	9 302
USA	36 677	65 693	22 746	FINLAND	5 238	5 936	2 052
CANADA	2 590	7 405	2 570	SWITZERLAND	85 711	135 901	46 433
BAHAMAS	54	160	61	AUSTRIA	77 220	81 363	27 994
COLOMBIA	43	122	45	PORTUGAL	636	662	232
BRAZIL	41	141	47	SPAIN	1 842	3 290	1 155
CHILE	112	423	144	ANDORRA	1 126	289	99
BOLIVIA	191	109	37	YUGOSLAVIA	1 566	1 169	381
ARGENTINA	31	137	43	TURKEY	56	295	95
CYPRUS	134	522	175	SOVIET UNION	439	1 181	401
LEBANON	93	241	84	POLAND	2 060	1 919	633
SYRIA	102	260	88	CZECHOSLOVAKIA	60	167	54
IRAQ	243	1 426	485	HUNGARY	431	517	176
IRAN	71	466	150	BULGARIA	194	175	54
ISRAEL	365	1 498	518	CANARY IS	1 461	1 314	456
JORDAN	155	389	133	TUNISIA	145	113	43
SAUDI ARABIA	2 972	10 707	3 570	LIBYA	101	244	87
KUWAIT	929	3 262	1 110	EGYPT	623	1 260	400
BAHRAIN	422	1 207	421	NIGERIA	68	99	32
QATAR	1 742	2 233	746	KENYA	79	89	33
ARAB EMIRAT	348	1 651	573	UGANDA	57	141	53
OMAN	100	323	107	REUNION	124	110	38
NORTH YEMEN	43	308	97	REP S AFRICA	2 826	2 848	953
SRI LANKA	146	1 001	364	USA	17 272	38 942	13 432
THAILAND	146	712	248	CANADA	2 827	3 782	1 301
INDONESIA	25	107	36	BAHAMAS	25	115	43
MALAYSIA	108	324	114	COLOMBIA	16	103	35
BRUNEI	1	93	37	PERU	33	185	66
SINGAPORE	810	2 904	1 012	BRAZIL	29	280	97
PHILIPPINES	61	317	116	CHILE	515	534	181
SOUTH KOREA	124	334	112	PARAGUAY	30	127	47
JAPAN	1 515	9 858	3 399	ARGENTINA	660	270	93
TAIWAN	47	221	71	CYPRUS	474	622	207
HONG KONG	446	2 135	748	LEBANON	1 243	1 644	591
AUSTRALIA	671	2 266	783	IRAQ	404	786	243
NEW ZEALAND	290	679	250	ISRAEL	71	1 497	493
				JORDAN	670	733	244
				SAUDI ARABIA	345	406	135
				KUWAIT	9 136	11 008	3 653
				BAHRAIN	1 298	1 298	438
				QATAR	447	757	269
				ARAB EMIRAT	132	531	184
				OMAN	691	517	319
				AFGHANISTAN	142	190	67
				SRI LANKA	133	1 251	449
				INDONESIA	238	179	64
				SINGAPORE	188	199	64
				CHINA	826	824	273
				SOUTH KOREA	48	535	170
				JAPAN	1 073	591	206
				TAIWAN	1 743	3 504	1 188
				HONG KONG	1 207	1 130	424
				AUSTRALIA	1 811	1 314	454
				NEW ZEALAND	3 305	3 714	1 253
					544	380	134
659 FLOOR COVERINGS ETC				661 CEMENT ETC BUILDING PROD			
IMPORTS	2 034 397	2 142 350	732 936	IMPORTS	25 954 771	847 904	292 665
FRANCE	33 615	17 065	5 877	FRANCE	5 982 270	144 391	49 727
BELGIUM LUX	998 162	607 567	207 698	BELGIUM LUX	5 401 289	77 887	26 926
NETHERLANDS	477 426	252 480	86 529	NETHERLANDS	2 030 209	43 624	15 083
ITALY	16 082	14 355	4 897	ITALY	4 483 559	368 464	127 216
UNITED KINGDOM	17 012	26 596	9 102	UNITED KINGDOM	43 462	7 237	2 459
IRELAND	1 896	2 674	927	DENMARK	417 799	12 820	4 384
DENMARK	62 926	49 855	17 110	GREECE	51 271	6 050	2 080
GREECE	17 620	20 408	7 021	NORWAY	10 228	1 337	457
NORWAY	536	331	114	SWEDEN	44 286	3 871	1 322
SWEDEN	2 615	2 163	741	FINLAND	10 866	1 451	507
FINLAND	1 123	2 940	1 006	SWITZERLAND	237 048	12 043	4 122
SWITZERLAND	28 261	37 824	13 018	AUSTRIA	757 138	25 082	8 673
AUSTRIA	61 879	43 494	14 912	PORTUGAL	1 825 736	45 214	15 593
PORTUGAL	9 432	9 475	3 284	SPAIN	457 992	32 907	11 304
SPAIN	3 893	4 893	1 692	YUGOSLAVIA	64 933	2 316	789
YUGOSLAVIA	4 412	1 533	520	TURKEY	6 324	666	233
TURKEY	6 054	50 365	17 504	POLAND	1 805 448	14 090	4 905
SOVIET UNION	3 601	39 047	13 643	CZECHOSLOVAKIA	2 019 796	26 564	9 300
POLAND	2 419	643	219	ROMANIA	213 921	6 029	2 117
CZECHOSLOVAKIA	4 279	3 784	1 317				
HUNGARY	24 437	10 479	3 571				
ROMANIA	566	2 809	959				
BULGARIA	886	3 427	1 168				
ALBANIA	1 251	6 127	2 082				
MOROCCO	61 552	97 703	33 372				
TUNISIA	1 842	16 483	5 695				
EGYPT	1 938	5 984	2 037				
ETHIOPIA	39	85	31				
USA	2 076	3 069	1 013				
CANADA	311	350	121				
MEXICO	956	374	116				
PERU	30	145	48				
BRAZIL	4 155	1 458	494				
SYRIA	85	179	57				
IRAN	11 105	217 977	74 896				
ISRAEL	8 049	12 737	4 411				
AFGHANISTAN	8 617	43 047	14 764				
PAKISTAN	14 550	104 667	35 693				
INDIA	95 536	297 880	100 688				

6 IMPORTS AND EXPORTS (SPECIAL TRADE) BY GROUPS OF THE SITC-REV. II AND BY COUNTRIES OF PRODUCTION AND CONSUMPTION 1985

GROUP COUNTRY	DT * 100 KG	1 000 DM	1 000 \$	GROUP COUNTRY	DT * 100 KG	1 000 DM	1 000 \$
BULGARIA	22 667	713	239	CZECHOSLOVA	115 052	6 378	2 198
REP S AFRICA	1 192	129	46	HUNGARY	44 905	3 236	1 095
USA	5 117	1 026	346	REP S AFRICA	3 608	480	163
CANADA	9 247	633	214	USA	5 063	3 577	1 222
BRAZIL	4 106	931	335	CANADA	1 400	118	39
PAKISTAN	474	309	103	BRAZIL	12 685	1 561	529
INDIA	17 302	1 053	365	ISRAEL	15 206	1 512	613
CHINA	518	112	41	THAILAND	94 934	12 712	4 223
JAPAN	1 165	216	75	SOUTH KOREA	13 002	2 002	654
TAIWAN	28 455	10 365	3 570	JAPAN	56 128	13 886	4 765
				TAIWAN	525	120	37
EXPORTS	27 807 487	506 301	174 615	EXPORTS	14 125 690	1 632 544	561 188
FRANCE	1 451 036	32 228	11 154	FRANCE	2 578 529	316 255	107 942
BELGIUM LUX	1 675 740	41 373	14 257	BELGIUM LUX	1 766 730	152 467	52 225
NETHERLANDS	18 170 718	242 536	83 590	NETHERLANDS	928 870	96 677	33 305
ITALY	51 755	5 076	1 718	ITALY	805 718	93 853	32 139
UNTD KINGDOM	498 062	10 242	3 511	UNTD KINGDOM	412 501	60 530	20 686
IRELAND	29 038	1 978	684	IRELAND	18 910	2 596	913
DENMARK	526 355	13 633	4 756	DENMARK	323 509	29 980	10 391
GREECE	1 667	307	102	GREECE	69 752	10 273	3 563
ICELAND	5 886	438	154	ICELAND	10 703	1 100	374
NORWAY	181 904	3 318	1 162	NORWAY	178 204	22 020	7 572
SWEDEN	36 423	3 770	1 295	SWEDEN	282 826	38 801	13 229
FINLAND	33 504	2 214	769	FINLAND	162 611	18 199	6 184
SWITZERLAND	894 179	43 161	14 944	SWITZERLAND	1 443 068	88 349	30 320
AUSTRIA	214 097	22 317	7 694	AUSTRIA	1 264 555	113 052	38 992
SPAIN	11 556	1 151	397	PORTUGAL	33 056	4 636	1 549
YUGOSLAVIA	3 114	183	66	SPAIN	137 653	21 836	7 507
TURKEY	15 493	344	111	ANDORRA	324	84	31
SOVIETUNION	928	174	59	YUGOSLAVIA	74 547	20 450	7 040
CZECHOSLOVA	8 358	1 759	611	TURKEY	169 947	27 367	9 467
HUNGARY	6 512	913	308	SOVIETUNION	46 311	20 131	7 519
ALGERIA	712	174	57	POLAND	48 312	7 326	2 483
TUNISIA	10 546	277	107	CZECHOSLOVA	67 395	12 407	4 397
LIBYA	146 313	3 104	1 024	HUNGARY	64 415	13 300	4 641
EGYPT	509 654	10 175	3 576	ROMANIA	27 237	4 232	1 349
SUDAN	16 671	341	119	BULGARIA	186 111	26 875	9 360
GUINEA	66 415	761	248	ALBANIA	2 288	189	63
SIERRA LEONE	9 329	132	48	CANARY IS	2 679	262	95
LIBERIA	10 720	263	83	MOROCCO	21 774	3 509	1 233
IVORY COAST	7 679	130	43	ALGERIA	127 731	13 643	4 706
GHANA	322 845	1 882	666	TUNISIA	16 920	2 734	907
TOGO	431	88	30	LIBYA	37 654	4 778	1 663
NIGERIA	1 439 420	17 576	6 215	EGYPT	59 837	8 202	2 784
GABON	12 493	200	68	SUDAN	1 575	326	109
CONGO	12 993	268	87	NIGER	2 046	228	75
ANGOLA	6 100	131	46	LIBERIA	2 655	296	106
TANZANIA	5 569	116	39	GHANA	531	87	30
REP S AFRICA	6 670	388	136	BENIN	3 451	444	135
USA	31 603	5 089	1 725	NIGERIA	55 934	9 703	3 266
CANADA	14 528	3 132	1 046	CAMEROON	2 351	310	113
MEXICO	1 499	182	63	GABON	4 231	661	239
HONDURAS	5 689	166	56	CONGO	4 379	719	226
EL SALVADOR	5 336	164	57	ZAIRE	7 648	824	283
TRINIDAD TOB	41 154	784	268	ANGOLA	13 360	2 092	801
VENEZUELA	2 794	511	166	ETHIOPIA	1 867	216	74
CHILE	3 461	92	34	KENYA	5 935	858	292
ARGENTINA	72	86	34	TANZANIA	15 455	2 362	792
SYRIA	16 227	429	151	REUNION	3 813	422	147
IRAQ	523 535	10 482	3 586	MAURITIUS	656	131	40
IRAN	11 055	309	110	ZAMBIA	11 881	1 847	651
ISRAEL	7 408	482	173	ZIMBABWE	4 808	620	230
JORDAN	4 493	325	112	REP S AFRICA	97 434	12 586	4 217
SAUDI ARABIA	24 565	2 736	934	USA	364 126	64 365	22 299
KUWAIT	44 536	2 368	812	CANADA	229 486	27 010	9 286
BAHRAIN	27 373	660	215	MEXICO	12 143	2 535	893
QATAR	20 101	576	198	GUATEMALA	1 320	416	153
ARAB EMIRAT	205 799	4 231	1 459	HONDURAS	2 103	292	94
OMAN	233 912	5 095	1 714	COSTA RICA	2 149	275	91
NORTH YEMEN	20 016	325	127	PANAMA	4 024	1 027	364
PAKISTAN	12 796	261	90	CUBA	33 117	5 937	1 966
INDIA	102 001	1 482	457	BAHAMAS	1 933	204	70
BANGLADESH	723	97	32	DOMINIC REP	1 426	143	53
THAILAND	349	133	47	GUADELOUPE	2 863	303	100
INDONESIA	424	247	81	MARTINIQUE	2 283	334	114
MALAYSIA	695	169	63	TRINIDAD TOB	3 971	537	182
SINGAPORE	3 699	606	207	COLOMBIA	7 868	1 508	521
SOUTH KOREA	1 697	77	30	VENEZUELA	19 161	2 836	961
JAPAN	1 007	217	76	ECUADOR	16 537	2 272	792
TAIWAN	4 264	116	39	PERU	15 899	2 809	1 001
HONG KONG	514	273	90	BRAZIL	9 739	1 984	666
AUSTRALIA	792	178	63	CHILE	12 802	1 995	656
				BOLIVIA	1 749	356	115
				ARGENTINA	17 967	4 193	1 447
				CYPRUS	8 675	1 063	359
				LEBANON	7 117	1 065	355
				SYRIA	27 412	3 642	1 220
				IRAQ	143 201	19 038	6 530
				IRAN	89 281	12 677	4 332
				ISRAEL	10 392	1 701	579
				JORDAN	17 746	2 527	865
				SAUDI ARABIA	272 085	38 600	13 259
				KUWAIT	47 187	6 157	2 094
				BAHRAIN	9 423	1 545	535
				QATAR	22 840	2 661	905
				ARAB EMIRAT	110 945	11 651	3 957
				OMAN	24 289	3 589	1 201
				NORTH YEMEN	7 774	1 164	391
				SOUTH YEMEN	8 109	751	252
				AFGHANISTAN	3 855	361	127
				PAKISTAN	33 563	4 765	1 688
				INDIA	16 489	4 885	1 724
662 CLAY, REFRACTORY BLOC PRO							
IMPORTS	17 063 923	1 103 040	377 569				
FRANCE	2 380 500	109 421	37 412				
BELGIUM LUX	812 610	59 911	20 596				
NETHERLANDS	5 250 220	178 151	61 375				
ITALY	5 690 326	522 425	178 297				
UNTD KINGDOM	27 541	27 429	9 514				
IRELAND	98 681	10 112	3 497				
DENMARK	587 278	14 099	4 853				
NORWAY	128 486	7 022	2 406				
SWEDEN	93 597	4 866	1 672				
SWITZERLAND	218 179	20 114	6 861				
AUSTRIA	522 158	47 744	16 489				
PORTUGAL	23 633	2 225	756				
SPAIN	300 562	28 978	9 830				
YUGOSLAVIA	299 835	22 720	7 793				
TURKEY	17 042	1 273	440				
POLAND	4 311	430	157				

6 IMPORTS AND EXPORTS (SPECIAL TRADE) BY GROUPS OF THE SITC-REV. II AND BY COUNTRIES OF PRODUCTION AND CONSUMPTION 1985

GROUP COUNTRY	DT * 100 KG	1 000 DM	1 000 \$	GROUP COUNTRY	DT * 100 KG	1 000 DM	1 000 \$
BANGLADESH	1 547	343	115	CONGO	282	194	63
BURMA	507	135	44	ZAIRE	1 362	606	208
THAILAND	32 409	6 608	2 226	RWANDA	75	115	35
INDONESIA	150 195	17 866	6 247	ANGOLA	6 763	1 839	681
MALAYSIA	63 457	8 621	2 951	ETHIOPIA	172	216	77
BRUNEI	5 177	701	228	KENYA	1 091	552	188
SINGAPORE	146 283	16 178	5 442	TANZANIA	890	350	120
PHILIPPINES	2 024	174	54	MAURITIUS	185	140	45
CHINA	6 883	1 968	739	ZAMBIA	1 972	507	172
SOUTH KOREA	188 084	29 677	10 666	ZIMBABWE	327	329	108
JAPAN	38 401	7 297	2 469	REP S AFRICA	32 207	17 637	5 997
TAIWAN	103 756	12 440	4 326	USA	160 366	131 455	45 028
HONG KONG	72 066	7 589	2 587	CANADA	15 404	14 472	4 994
AUSTRALIA	61 270	10 113	3 511	MEXICO	7 500	8 119	2 785
NEW ZEALAND	9 104	1 188	388	GUATEMALA	2 297	931	319
NEW CALEDON	2 536	474	160	HONDURAS	536	352	118
FR POLYNESIA	1 276	120	39	EL SALVADOR	481	403	139
				NICARAGUA	6 321	938	324
				COSTA RICA	1 675	1 133	391
				PANAMA	153	178	58
				CUBA	13 944	2 828	947
				HAITI	229	128	47
				DOMINIC REP	1 309	821	286
				MARTINIQUE	38	102	34
				JAMAICA	1 053	186	62
				TRINIDAD TOB	30	187	64
				COLOMBIA	1 605	1 271	416
				VENEZUELA	11 296	4 881	1 638
				SURINAME	143	356	120
				ECUADOR	3 945	1 367	457
				PERU	6 676	1 633	545
				BRAZIL	3 005	5 987	2 048
				CHILE	7 787	3 638	1 231
				BOLIVIA	236	486	168
				PARAGUAY	101	132	47
				URUGUAY	824	715	243
				ARGENTINA	18 493	8 681	2 981
				CYPRUS	3 062	968	322
				LEBANON	3 930	2 094	703
				SYRIA	8 982	5 647	1 916
				IRAQ	51 891	9 566	3 210
				IRAN	53 549	25 355	8 486
				ISRAEL	10 737	9 620	3 277
				JORDAN	5 789	2 615	897
				SAUDI ARABIA	205 256	28 313	9 628
				KUWAIT	25 908	4 412	1 513
				BAHRAIN	11 398	1 318	447
				QATAR	4 295	1 131	365
				ARAB EMIRAT	16 292	4 183	1 427
				OMAN	4 485	1 404	483
				NORTH YEMEN	295	153	52
				SOUTH YEMEN	292	94	34
				AFGHANISTAN	203	375	126
				PAKISTAN	8 904	4 266	1 471
				INDIA	7 818	10 509	3 620
				BANGLADESH	720	534	186
				SRI LANKA	645	544	180
				BURMA	133	370	126
				THAILAND	8 387	6 562	2 234
				INDONESIA	42 320	15 826	5 452
				MALAYSIA	3 279	4 892	1 686
				SINGAPORE	7 141	7 294	2 500
				PHILIPPINES	1 088	893	305
				CHINA	1 657	1 539	529
				SOUTH KOREA	9 467	5 690	1 949
				JAPAN	5 766	11 520	3 912
				TAIWAN	10 843	9 789	3 320
				HONG KONG	2 128	2 788	950
				AUSTRALIA	30 310	19 652	6 795
				NEW ZEALAND	6 486	2 211	768
				NEW CALEDON	103	172	57
				FR POLYNESIA	106	180	61
				664 GLASS			
				IMPORTS	6 185 940	1 087 326	372 029
				FRANCE	919 068	117 621	40 184
				BELGIUM LUX	2 118 412	270 208	92 889
				NETHERLANDS	826 227	79 807	27 513
				ITALY	671 998	178 611	61 077
				UNITD KINGDOM	170 390	52 324	17 726
				IRELAND	6 943	8 489	2 969
				DENMARK	86 881	8 876	2 944
				NORWAY	2 100	830	276
				SWEDEN	106 475	28 160	9 679
				FINLAND	98 529	46 531	15 955
				SWITZERLAND	114 765	25 514	8 752
				AUSTRIA	156 407	20 831	7 092
				SPAIN	39 043	9 230	3 135
				YUGOSLAVIA	35 946	7 754	2 636
				TURKEY	47 439	4 145	1 438
				SOVIETUNION	89 742	4 237	1 455
				POLAND	134 587	4 563	1 618
				CZECHOSLOVA	228 957	16 027	5 463
				HUNGARY	103 208	6 830	2 337
				ROMANIA	67 356	4 969	1 710
				REP S AFRICA	25	83	31
				USA	42 750	105 224	35 689
				CANADA	10 732	9 730	3 376
				MEXICO	26 647	13 016	4 367
				PERU	45	90	32
				BRAZIL	48 419	24 157	8 186
				ISRAEL	50	430	140

6 IMPORTS AND EXPORTS (SPECIAL TRADE) BY GROUPS OF THE SITC-REV. II AND BY COUNTRIES OF PRODUCTION AND CONSUMPTION 1985

GROUP COUNTRY	DT * 100 KG	1 000 DM	1 000 \$	GROUP COUNTRY	DT * 100 KG	1 000 DM	1 000 \$
MALAYSIA	1 565	6 142	2 116	JAPAN	28 005	65 058	22 242
CHINA	181	97	33	TAIWAN	12 851	4 535	1 587
SOUTH KOREA	70	131	43	HONG KONG	115 732	12 425	4 186
JAPAN	20 233	25 239	8 584	AUSTRALIA	91 439	17 589	6 017
TAIWAN	7 081	3 200	1 122	PAPUA NEW G	1 545	271	92
HONG KONG	2 403	3 206	1 094	NEW ZEALAND	8 586	2 788	948
AUSTRALIA	982	784	290	FIJI	1 630	174	56
EXPORTS	6 886 767	1 793 013	614 941	FR POLYNESIA	564	97	32
FRANCE	856 572	218 575	75 081	665 GLASSWARE			
BELGIUM LUX	461 915	115 280	39 517	IMPORTS	3 420 349	748 157	256 074
NETHERLANDS	879 007	157 358	54 329	FRANCE	558 383	179 411	61 372
ITALY	813 331	172 532	58 901	BELGIUM LUX	430 832	59 763	20 355
UNTD KINGDOM	501 036	168 039	57 442	NETHERLANDS	657 946	60 107	20 658
IRELAND	17 624	7 970	2 775	ITALY	330 059	105 488	35 992
DENMARK	126 740	31 216	10 783	UNTD KINGDOM	68 122	25 570	8 888
GREECE	67 696	8 830	2 997	IRELAND	170	212	76
ICELAND	3 677	762	253	DENMARK	45 061	9 386	3 278
NORWAY	106 981	22 791	7 868	NORWAY	143	162	56
SWEDEN	186 484	65 604	22 513	SWEDEN	17 471	8 901	3 034
FINLAND	175 239	36 772	12 510	FINLAND	820	1 737	620
SWITZERLAND	405 108	110 813	38 351	SWITZERLAND	144 416	19 068	6 554
AUSTRIA	545 996	121 663	41 590	AUSTRIA	305 997	90 031	30 981
PORTUGAL	23 182	8 326	2 903	PORTUGAL	5 599	3 859	1 325
SPAIN	61 379	32 223	10 900	SPAIN	20 001	8 608	2 927
GIBRALTAR	517	97	30	YUGOSLAVIA	37 375	15 393	5 264
MALTA	465	136	43	TURKEY	51 883	24 032	8 139
YUGOSLAVIA	87 188	21 853	7 665	SOVIETUNION	2 425	1 142	381
TURKEY	27 600	6 033	2 119	POLAND	79 211	9 219	3 132
SOVIETUNION	1 431	1 234	418	CZECHOSLOVA	307 884	30 960	10 570
POLAND	10 422	5 714	1 995	HUNGARY	281 675	16 526	5 647
CZECHOSLOVA	5 080	3 959	1 388	ROMANIA	35 507	23 494	8 127
HUNGARY	64 680	14 213	4 882	BULGARIA	349	235	85
ROMANIA	9 464	2 429	816	USA	6 005	21 174	7 188
BULGARIA	7 302	4 992	1 720	CANADA	756	162	58
CANARY IS	4 399	634	222	MEXICO	2 228	1 310	438
MOROCCO	1 866	277	88	PERU	36	96	31
ALGERIA	16 748	2 385	853	BRAZIL	15	341	118
TUNISIA	2 582	447	157	ISRAEL	126	425	145
LIBYA	4 409	1 014	328	INDIA	11 763	9 681	3 289
EGYPT	29 979	4 055	1 479	THAILAND	719	331	113
SUDAN	1 044	125	42	CHINA	3 672	2 863	1 005
GUINEA	656	159	61	SOUTH KOREA	325	889	311
LIBERIA	913	343	112	JAPAN	1 747	3 509	1 200
IVORY COAST	6 205	729	253	TAIWAN	7 937	12 553	4 204
GHANA	106	94	33	HONG KONG	1 258	1 081	368
NIGERIA	28 336	4 799	1 640	EXPORTS	6 288 383	1 362 189	467 950
CAMEROON	1 222	219	74	FRANCE	1 535 922	199 395	68 201
GABON	4 692	660	222	BELGIUM LUX	677 810	83 098	28 590
ANGOLA	625	200	68	NETHERLANDS	1 908 693	191 861	65 721
KENYA	243	261	82	ITALY	178 403	78 739	26 870
TANZANIA	522	110	37	UNTD KINGDOM	161 223	66 111	22 792
REUNION	1 006	140	52	IRELAND	42 867	8 187	2 835
ZAMBIA	4 999	694	250	DENMARK	140 112	36 250	12 371
REP S AFRICA	22 427	8 432	2 904	GREECE	97 076	27 022	9 181
USA	424 472	201 003	68 868	ICELAND	2 902	1 233	427
CANADA	151 205	18 907	6 469	NORWAY	25 721	12 298	4 255
MEXICO	1 685	1 673	557	SWEDEN	47 732	28 394	9 810
GUATEMALA	3 196	286	100	FINLAND	19 217	9 229	3 156
EL SALVADOR	664	117	38	SWITZERLAND	329 414	82 498	28 329
COSTA RICA	282	113	37	AUSTRIA	194 110	73 904	25 529
CUBA	1 752	1 704	559	PORTUGAL	928	1 626	557
HAITI	2 359	158	54	SPAIN	26 227	20 989	7 181
DOMINIC REP	1 483	162	56	ANDORRA	169	192	65
JAMAICA	2 581	279	97	MALTA	3 486	1 689	586
TRINIDAD TOB	7 531	893	315	YUGOSLAVIA	35 358	5 637	1 983
NETH ANTILL	1 084	206	69	TURKEY	1 156	1 064	360
COLOMBIA	6 423	3 698	1 282	SOVIETUNION	382	732	262
VENEZUELA	1 693	1 455	502	POLAND	1 918	1 647	564
SURINAME	710	141	52	CZECHOSLOVA	523	1 026	354
ECUADOR	5 191	990	342	HUNGARY	200 172	15 661	5 465
PERU	3 808	624	211	ROMANIA	88	254	86
BRAZIL	1 626	3 428	1 219	BULGARIA	360	572	200
CHILE	794	952	313	CANARY IS	796	589	197
URUGUAY	779	138	48	MOROCCO	273	553	191
ARGENTINA	3 829	1 947	659	ALGERIA	85	337	119
CYPRUS	11 660	1 512	510	TUNISIA	448	454	146
LEBANON	19 571	1 707	549	LIBYA	328	910	300
SYRIA	10 180	1 667	576	EGYPT	5 964	1 788	604
IRAQ	5 483	4 303	1 494	MAURITANIA	2	92	32
IRAN	786	1 183	391	MALI	7	250	84
ISRAEL	33 268	6 514	2 197	GAMBIA	1 219	231	83
JORDAN	8 951	1 257	427	SIERRA LEONE	113	116	36
SAUDI ARABIA	191 687	26 275	8 577	IVORY COAST	2 831	419	133
KUWAIT	9 245	3 195	1 097	GHANA	253	342	116
BAHRAIN	4 735	808	282	TOGO	3 396	325	114
QATAR	1 861	563	191	NIGERIA	2 723	703	232
ARAB EMIRAT	6 687	1 820	622	CAMEROON	2 104	373	126
OMAN	9 751	1 364	469	ZAIRE	678	365	126
NORTH YEMEN	6 352	625	217	ANGOLA	43	182	61
AFGHANISTAN	1 732	467	157	ETHIOPIA	69	189	62
PAKISTAN	2 577	1 086	363	KENYA	485	584	205
INDIA	14 986	5 845	2 013	UGANDA	376	102	33
BANGLADESH	2 804	381	130	TANZANIA	871	908	297
SRI LANKA	422	106	36	SEYCHELLES	3 631	712	245
BURMA	412	450	154	MAURITIUS	324	191	70
THAILAND	20 414	4 844	1 609	ZAMBIA	579	201	62
INDONESIA	3 448	705	237	ZIMBABWE	159	356	127
MALAYSIA	10 145	4 550	1 556	MALAWI	20	166	54
SINGAPORE	11 081	3 739	1 255	REP S AFRICA	8 157	7 345	2 471
PHILIPPINES	2 572	749	266				
CHINA	5 096	5 885	1 966				
SOUTH KOREA	21 889	4 077	1 394				

6 IMPORTS AND EXPORTS (SPECIAL TRADE) BY GROUPS OF THE SITC-REV. II AND BY COUNTRIES OF PRODUCTION AND CONSUMPTION 1985

GROUP COUNTRY	DT * 100 KG	1 000 DM	1 000 \$	GROUP COUNTRY	DT * 100 KG	1 000 DM	1 000 \$
USA	188 299	221 347	76 473	JAPAN	13 153	24 104	8 290
CANADA	24 269	22 378	7 745	TAIWAN	66 080	56 240	19 194
MEXICO	886	1 441	483	HONG KONG	582	771	261
BERMUDA	162	325	110	EXPORTS	687 484	839 888	288 789
GUATEMALA	611	648	225	FRANCE	93 808	88 324	30 229
NICARAGUA	97	192	66	BELGIUM LUX	36 798	41 374	14 268
COSTA RICA	325	432	152	NETHERLANDS	87 236	64 663	22 323
PANAMA	426	454	153	ITALY	143 218	160 993	54 863
CUBA	1 964	1 355	452	UNTD KINGDOM	30 222	36 043	12 380
HAITI	56	86	32	IRELAND	314	313	108
BAHAMAS	148	313	108	DENMARK	28 491	19 127	6 654
DOMINIC REP	156	269	90	GREECE	12 950	8 065	2 760
AM VIRGIN IS	38	101	33	ICELAND	1 143	1 791	622
CAYMAN IS	112	231	83	NORWAY	18 420	17 693	6 099
ST VINCENT	3 364	551	177	SWEDEN	38 510	46 658	16 011
BARBADOS	147	180	64	FINLAND	5 887	5 844	2 014
TRINIDAD TOB	20 520	2 512	895	SWITZERLAND	49 084	61 036	21 011
NETH ANTILL	278	304	106	AUSTRIA	48 694	57 989	20 097
COLOMBIA	1 172	1 613	573	PORTUGAL	490	587	201
VENEZUELA	559	576	193	SPAIN	7 067	9 031	3 094
ECUADOR	1 546	1 127	402	ANDORRA	55	182	61
PERU	472	697	233	MALTA	481	859	300
BRAZIL	572	1 390	482	YUGOSLAVIA	233	470	150
CHILE	2 151	2 113	707	TURKEY	1 369	1 393	474
BOLIVIA	52	136	47	CZECHOSLOVA	227	232	80
PARAGUAY	98	242	80	HUNGARY	770	1 058	373
URUGUAY	333	388	134	CANARY IS	242	346	118
ARGENTINA	353	479	170	MOROCCO	165	347	116
CYPRUS	4 438	1 457	500	ALGERIA	82	290	98
LEBANON	359	552	188	EGYPT	458	870	289
SYRIA	5 137	1 475	531	IVORY COAST	101	103	39
IRAQ	1 190	2 708	946	KENYA	99	206	76
IRAN	23 321	13 258	4 496	REUNION	80	126	43
ISRAEL	5 986	5 961	2 071	REP S AFRICA	1 548	2 065	705
JORDAN	421	641	220	USA	47 837	144 282	49 747
SAUDI ARABIA	155 282	25 349	8 802	CANADA	7 065	17 316	6 006
KUWAIT	19 534	2 839	981	MEXICO	120	313	112
BAHRAIN	9 187	1 689	650	BERMUDA	219	1 299	439
QATAR	7 997	1 274	434	GUATEMALA	329	324	114
ARAB EMIRAT	79 557	9 691	3 306	PANAMA	124	383	130
OMAN	676	368	131	BAHAMAS	166	842	289
NORTH YEMEN	333	193	67	DOMINIC REP	76	116	44
AFGHANISTAN	422	214	74	AM VIRGIN IS	38	171	59
PAKISTAN	3 836	2 965	990	CAYMAN IS	44	405	141
INDIA	244	875	292	JAMAICA	46	310	111
BANGLADESH	256	509	180	BARBADOS	228	701	243
SRI LANKA	433	562	189	TRINIDAD TOB	62	115	42
BURMA	121	186	63	NETH ANTILL	291	1 463	518
THAILAND	2 246	2 308	785	COLOMBIA	47	167	63
VIETNAM	27	99	35	VENEZUELA	336	530	186
INDONESIA	3 120	2 822	956	ECUADOR	82	198	72
MALAYSIA	1 245	1 594	539	ARGENTINA	20	111	37
BRUNEI	4	118	47	CYPRUS	1 030	1 679	566
SINGAPORE	2 100	2 908	981	LEBANON	529	939	320
PHILIPPINES	502	672	228	IRAQ	454	1 125	408
CHINA	371	448	155	ISRAEL	1 906	1 691	581
SOUTH KOREA	1 966	2 516	879	JORDAN	382	721	238
JAPAN	14 240	21 561	7 356	SAUDI ARABIA	1 599	4 286	1 475
TAIWAN	828	1 105	369	KUWAIT	469	1 269	441
HONG KONG	2 948	5 188	1 781	BAHRAIN	111	207	74
AUSTRALIA	12 621	13 946	4 796	QATAR	102	203	69
NEW ZEALAND	1 614	1 766	605	ARAB EMIRAT	560	1 156	405
NEW CALEDON	4 916	612	215	OMAN	81	318	111
FR POLYNESIA	2 345	428	143	PAKISTAN	167	518	175
666 POTTERY				INDONESIA	94	461	163
IMPORTS	688 540	465 369	160 012	BRUNEI	14	167	64
FRANCE	70 540	37 104	12 899	SINGAPORE	507	1 608	545
BELGIUM LUX	18 073	24 387	8 371	PHILIPPINES	97	459	156
NETHERLANDS	44 251	29 544	10 201	JAPAN	3 050	9 791	3 349
ITALY	174 626	95 872	32 806	HONG KONG	767	1 989	698
UNTD KINGDOM	117 662	78 107	26 890	AUSTRALIA	5 717	7 537	2 603
IRELAND	435	405	139	NEW ZEALAND	1 417	2 501	843
DENMARK	4 499	12 254	4 304	FR POLYNESIA	89	139	45
GREECE	738	727	255	667 PEARL,PREC.,SEMI-P STONE			
NORWAY	143	291	103	IMPORTS	8 795	693 090	236 265
SWEDEN	2 977	4 580	1 592	FRANCE	76	8 807	2 988
FINLAND	1 497	2 465	862	NETHERLANDS	11	8 876	3 004
SWITZERLAND	1 762	7 186	2 508	ITALY	29	495	165
AUSTRIA	3 219	5 963	2 055	UNTD KINGDOM	63	7 655	2 891
PORTUGAL	85 243	35 476	12 116	IRELAND	1	1 823	612
SPAIN	11 618	10 765	3 731	DENMARK		109	40
YUGOSLAVIA	6 923	3 263	1 135	SWEDEN		529	184
TURKEY	1 216	509	182	FINLAND	3	144	53
SOVIETUNION	1 293	467	156	SWITZERLAND	115	53 023	17 952
POLAND	1 379	623	213	AUSTRIA	1	3 354	1 138
CZECHOSLOVA	4 039	1 531	529	PORTUGAL		130	47
HUNGARY	2 484	3 493	1 259	SOVIETUNION	184	95 802	32 381
ROMANIA	1 095	455	161	BULGARIA	46	1 090	369
BULGARIA	1 014	290	106	TOGO		96	35
USA	368	1 487	515	NIGERIA	228	6 129	2 098
MEXICO	287	554	179	KENYA	8	3 693	1 309
PERU	52	91	32	TANZANIA	411	357	125
BRAZIL	8 911	1 822	616	MOZAMBIQUE	7	269	95
URUGUAY	68	307	105	MADAGASCAP	160	1 033	362
ISRAEL	44	124	43	ZAMBIA	73	940	326
SRI LANKA	1 161	1 675	572	ZIMBABWE	2	614	207
THAILAND	4 006	898	298	REP S AFRICA	990	8 785	2 911
MALAYSIA	63	851	285	USA	585	26 498	8 895
PHILIPPINES	597	667	228				
CHINA	11 570	6 872	2 376				
SOUTH KOREA	24 432	12 702	4 296				

6 IMPORTS AND EXPORTS (SPECIAL TRADE) BY GROUPS OF THE SITC-REV. II AND BY COUNTRIES OF PRODUCTION AND CONSUMPTION 1985

GROUP COUNTRY	DT * 100 KG	1 000 DM	1 000 \$	GROUP COUNTRY	DT * 100 KG	1 000 DM	1 000 \$
CANADA		105	35	TURKEY	83 419	23 620	7 749
MEXICO		121	46	SOVIETUNION	416 549	33 300	11 435
PANAMA		624	195	POLAND	7 372	1 145	406
NETH ANTILL		645	222	CZECHOSLOVA	148 766	15 164	5 132
COLOMBIA		603	206	ROMANIA	59 881	7 901	2 280
PERU		137	47	BULGARIA	7 833	1 434	493
BRAZIL	4 700	26 823	9 228	ZIMBABWE	484 732	116 121	39 146
URUGUAY	294	339	120	REP S AFRICA	1 831 257	251 664	86 302
ARGENTINA	84	471	156	USA	36 535	21 375	6 843
ISRAEL		49 485	17 004	CANADA	807 358	39 509	13 732
KUWAIT		80	31	DOMINIC REP	95 072	58 285	19 401
AFGHANISTAN	100	872	292	COLOMBIA	21 785	13 830	4 729
PAKISTAN	96	1 434	511	BRAZIL	873 004	119 836	40 940
INDIA	111	66 027	22 496	CHILE	768	1 182	425
SRI LANKA		2 309	773	INDIA	115 898	18 267	6 300
THAILAND	1	30 206	10 257	THAILAND	599	204	62
MALAYSIA		778	256	INDONESIA	80 656	27 194	8 975
SINGAPORE		336	108	PHILIPPINES	32 584	5 856	1 878
CHINA	28	6 054	2 095	CHINA	3 283	6 552	2 321
SOUTH KOREA	2	2 500	850	JAPAN	965	1 383	473
JAPAN	113	76 843	26 083	NEW CALEDON	282 855	115 211	39 466
TAIWAN	14	1 462	509				
HONG KONG	30	8 872	3 044	EXPORTS	8 909 892	862 768	293 234
AUSTRALIA	62	3 165	1 067				
FR POLYNESIA		192	70	FRANCE	4 776 756	299 644	102 099
EXPORTS	3 502	508 900	173 937	BELGIUM LUX	604 945	85 650	28 917
FRANCE	33	16 801	5 758	NETHERLANDS	429 611	37 857	12 906
NETHERLANDS	85	7 711	2 612	ITALY	1 164 992	102 223	34 560
ITALY	182	16 199	5 566	UNTD KINGDOM	146 592	28 851	9 726
UNTD KINGDOM	104	44 292	15 261	IRELAND	1 309	295	102
IRELAND		439	148	DENMARK	52 981	8 427	2 918
DENMARK	29	2 191	738	GREECE	27 698	4 784	1 635
GREECE	5	446	149	NORWAY	1 796	396	136
NORWAY	22	4 162	1 403	SWEDEN	85 852	22 532	7 540
SWEDEN	6	4 228	1 461	FINLAND	95 420	9 174	3 146
FINLAND	5	1 150	400	SWITZERLAND	503 084	41 334	14 304
SWITZERLAND	79	104 387	35 241	AUSTRIA	216 685	34 242	11 669
AUSTRIA	107	12 345	4 177	PORTUGAL	11 894	1 392	497
PORTUGAL	2	629	225	SPAIN	62 649	14 603	4 897
SPAIN	9	2 509	853	YUGOSLAVIA	43 586	10 386	3 609
ANDORRA		183	60	TURKEY	31 969	3 068	998
YUGOSLAVIA		394	135	SOVIETUNION	3 778	6 649	2 284
TURKEY	3	405	137	POLAND	4 512	2 800	914
SOVIETUNION		18 440	7 334	CZECHOSLOVA	31 995	11 850	3 930
POLAND		130	46	HUNGARY	9 607	2 685	907
CZECHOSLOVA	1	98	33	ROMANIA	37 137	7 638	2 592
HUNGARY		258	86	BULGARIA	17 289	3 459	1 170
BULGARIA	1	189	66	MOROCCO	1 408	325	108
EGYPT	2	258	99	ALGERIA	42 102	3 122	1 066
MAURITANIA		174	57	EGYPT	15 946	1 570	524
MALI	4	258	89	GUINEA	912	205	74
KENYA	24	943	322	SIERRA LEONE	4 480	987	342
REP S AFRICA		467	158	NIGERIA	38 752	5 104	1 548
USA	168	110 866	37 730	GABON	3 826	641	218
CANADA		10 061	3 481	ANGOLA	2 123	132	44
PANAMA		13 054	4 456	TANZANIA	950	165	62
COLOMBIA		275	97	REP S AFRICA	2 133	665	231
VENEZUELA		354	120	USA	173 676	44 930	15 235
BRAZIL	15	920	332	CANADA	62 333	8 965	3 038
CYPRUS		1 083	369	MEXICO	4 581	1 726	578
LEBANON		344	113	WEST INDIES	60	170	56
SYRIA	1	124	42	COLOMBIA	840	247	86
IRAN		382	119	VENEZUELA	5 812	2 276	832
ISRAEL	2	5 534	1 845	PERU	21 512	2 297	751
SAUDI ARABIA	5	1 379	466	BRAZIL	2 269	734	246
KUWAIT	1	494	162	CHILE	6 413	1 214	438
BAHRAIN		110	37	BOLIVIA	2 515	821	250
ARAB EMIRAT		569	198	ARGENTINA	6 365	1 721	593
OMAN		406	152	SYRIA	7 409	421	154
INDIA	183	6 035	2 028	IRAQ	18 520	4 278	1 658
THAILAND	43	7 453	2 564	IRAN	6 408	804	261
MALAYSIA		663	209	ISRAEL	9 220	1 667	546
SINGAPORE		13 716	4 741	SAUDI ARABIA	3 360	1 676	623
CHINA	739	1 120	392	KUWAIT	623	93	32
SOUTH KOREA	2	96	30	QATAR	250	731	237
JAPAN	1 014	14 445	4 981	PAKISTAN	3 255	640	222
TAIWAN	275	368	129	INDIA	43 253	14 998	5 004
HONG KONG	315	14 781	5 164	THAILAND	1 881	398	136
AUSTRALIA		1 508	501	INDONESIA	9 445	1 692	585
NEW ZEALAND	1	183	61	MALAYSIA	809	143	48
671 PIG IRON ETC				PHILIPPINES	643	118	38
IMPORTS	11 675 151	2 054 357	697 797	CHINA	2 615	526	178
FRANCE	1 116 981	153 775	52 474	SOUTH KOREA	1 622	900	327
BELGIUM LUX	211 917	114 118	38 538	JAPAN	14 871	8 836	3 036
NETHERLANDS	157 130	17 868	6 177	TAIWAN	4 192	3 007	1 019
ITALY	200 058	38 038	13 024	AUSTRALIA	15 120	2 876	998
UNTD KINGDOM	124 174	62 580	21 189	NEW ZEALAND	361	125	46
IRELAND	287	1 391	438	FR POLYNESIA	720	164	52
DENMARK	1 113	196	63	672 IRON STL PRIMARY FORMS			
GREECE	476 873	158 367	53 477	IMPORTS	19 641 502	2 130 867	731 935
ICELAND	209 445	35 662	11 786	FRANCE	1 533 611	140 430	48 421
NORWAY	2 359 446	337 358	115 092	BELGIUM LUX	6 299 326	597 090	204 587
SWEDEN	653 544	113 600	38 706	NETHERLANDS	3 043 779	231 441	78 562
FINLAND	89 322	12 054	4 239	ITALY	718 324	64 683	21 921
SWITZERLAND	17 949	4 382	1 400	UNTD KINGDOM	1 962 635	400 788	138 747
AUSTRIA	23 604	35 713	11 996	DENMARK	84 997	6 606	2 421
PORTUGAL	289 607	35 074	11 772	NORWAY	6 786	413	137
SPAIN	229 851	33 568	11 443	SWEDEN	814 812	81 660	28 088
YUGOSLAVIA	124 731	21 978	7 427	FINLAND	766 807	176 226	60 318
				SWITZERLAND	7 205	663	218
				AUSTRIA	1 956 536	159 013	54 158

6 IMPORTS AND EXPORTS (SPECIAL TRADE) BY GROUPS OF THE SITC-REV. II AND BY COUNTRIES OF PRODUCTION AND CONSUMPTION 1985

GROUP COUNTRY	DT = 100 KG	1 000 DM	1 000 \$	GROUP COUNTRY	DT = 100 KG	1 000 DM	1 000 \$
PORTUGAL	19 980	876	281	CZECHOSLOVAKIA	1 705 308	121 096	41 569
SPAIN	674 681	141 371	48 463	HUNGARY	447 773	31 278	10 931
YUGOSLAVIA	500 343	38 424	13 238	ROMANIA	259 888	22 576	7 820
TURKEY	37 436	3 637	1 311	REP S AFRICA	386 560	25 369	8 517
SOVIETUNION	163 013	9 430	3 706	USA	9 971	9 980	3 420
POLAND	114 263	5 924	2 069	CANADA	8 751	1 391	470
CZECHOSLOVAKIA	89 343	6 626	2 269	BRAZIL	78 934	16 621	5 808
HUNGARY	106 313	6 050	2 161	SAUDI ARABIA	15 397	1 221	486
BULGARIA	210 006	15 409	5 599	SOUTH KOREA	78 378	28 471	9 674
ALGERIA	147 355	9 639	3 233	JAPAN	88 938	25 179	8 661
REP S AFRICA	22 428	1 480	444				
USA	11 086	1 071	351	EXPORTS	33 360 330	3 788 726	1 278 271
CANADA	179 639	10 625	3 599	FRANCE	5 855 036	688 565	236 439
MEXICO	5 133	483	137	BELGIUM LUX	2 325 328	269 912	91 600
VENEZUELA	4 205	233	70	NETHERLANDS	4 403 620	462 110	158 921
BRAZIL	99 249	9 609	3 424	ITALY	1 899 287	223 501	75 855
INDIA	1 099	5 944	2 057	UNITED KINGDOM	1 064 722	174 021	59 279
INDONESIA	3 703	395	139	IRELAND	35 319	7 267	2 471
SOUTH KOREA	25 811	1 900	766	DENMARK	817 626	104 281	35 652
JAPAN	31 304	2 739	1 035	GREECE	116 910	12 764	4 386
EXPORTS	46 084 552	4 266 096	1 470 009	ICELAND	4 003	603	211
FRANCE	4 400 077	372 287	128 010	NORWAY	508 016	57 956	19 774
BELGIUM LUX	3 520 907	444 101	151 407	SWEDEN	945 774	116 449	39 738
NETHERLANDS	1 579 581	117 858	41 122	FINLAND	339 096	43 438	14 828
ITALY	4 994 732	407 256	139 300	SWITZERLAND	1 529 258	217 103	74 392
UNITED KINGDOM	4 465 386	729 007	253 362	AUSTRIA	1 175 847	142 500	48 726
DENMARK	633 816	45 760	15 478	PORTUGAL	96 613	13 032	4 504
GREECE	636 174	44 423	14 853	SPAIN	341 221	43 207	15 014
NORWAY	402 778	29 651	10 160	MALTA	14 304	1 372	471
SWEDEN	343 963	39 476	13 661	YUGOSLAVIA	82 226	20 667	7 145
FINLAND	374 201	88 470	31 692	TURKEY	666 733	53 470	18 174
SWITZERLAND	907 803	73 293	25 196	SOVIETUNION	549 816	60 544	19 890
AUSTRIA	729 898	62 779	21 703	POLAND	102 619	21 108	7 206
PORTUGAL	1 289 450	97 715	33 921	CZECHOSLOVAKIA	1 534	1 182	445
SPAIN	1 944 294	220 253	75 580	HUNGARY	33 584	7 739	2 644
YUGOSLAVIA	19 994	1 954	664	ROMANIA	34 823	11 695	4 092
TURKEY	522 245	30 066	10 610	BULGARIA	180 156	21 980	7 568
SOVIETUNION	738 904	63 062	21 328	ALBANIA	4 140	892	306
POLAND	5 752	517	204	MOROCCO	2 000	169	57
HUNGARY	752	393	120	ALGERIA	744 279	62 971	20 397
MOROCCO	1 583 535	90 191	30 386	TUNISIA	34 346	3 792	1 301
ALGERIA	672 568	52 646	17 750	LIBYA	22 597	2 569	840
TUNISIA	124 969	8 046	2 727	EGYPT	488 477	38 556	12 652
LIBYA	99 593	6 114	2 096	SUDAN	20 680	1 681	533
EGYPT	69 702	5 316	1 894	MALI	2 737	278	93
NIGER	99 333	5 036	1 905	SENEGAL	5 202	406	124
NIGERIA	96 589	5 669	1 827	GUIN BISSAU	7 195	1 066	336
GABON	30 337	1 976	597	GUINEA	5 463	476	154
KENYA	122 139	7 517	2 488	LIBERIA	4 218	419	143
TANZANIA	34 333	2 513	821	IVORY COAST	4 541	383	120
REP S AFRICA	7 358	1 051	366	GHANA	3 770	392	132
USA	7 326 858	558 604	193 530	TOGO	681	117	40
CANADA	595 419	46 657	16 050	BENIN	1 236	218	71
MEXICO	1 153 087	88 070	30 372	NIGERIA	68 478	6 630	2 268
VENEZUELA	1 594	200	63	GABON	1 770	218	73
ECUADOR	9 213	894	289	CONGO	2 609	357	121
PERU	80 619	7 387	2 329	ZAIRE	8 650	1 000	332
BRAZIL	31 945	3 035	1 083	RWANDA	1 136	107	34
CHILE	1 204	112	38	ETHIOPIA	4 023	440	141
SYRIA	2 596	294	93	SOMALIA	2 078	185	60
IRAQ	1 044 230	114 382	41 779	KENYA	28 075	2 384	809
IRAN	355 893	28 628	9 420	TANZANIA	26 152	2 019	648
ISRAEL	112 294	9 845	3 192	MADAGASCAR	1 464	154	56
JORDAN	5 070	345	104	REUNION	1 194	102	38
SAUDI ARABIA	1 266 263	117 943	39 679	ZAMBIA	3 076	489	174
AFGHANISTAN	6 792	522	165	ZIMBABWE	1 388	334	115
PAKISTAN	40 118	3 375	1 183	REP S AFRICA	26 753	8 819	3 036
INDIA	1 052 777	84 587	28 971	USA	2 162 160	246 495	84 410
BANGLADESH	4 463	357	142	CANADA	451 049	56 528	19 077
NEPAL	18 035	1 257	475	MEXICO	61 271	13 674	4 751
BURMA	1 258	140	45	GUATEMALA	13 394	1 294	402
THAILAND	69 417	3 622	1 161	HONDURAS	2 047	299	104
MALAYSIA	473 609	28 530	9 260	EL SALVADOR	3 946	530	185
SINGAPORE	64 338	5 649	1 934	NICARAGUA	2 950	284	101
CHINA	1 611 147	89 827	31 023	COSTA RICA	1 363	174	56
SOUTH KOREA	2 056	138	45	CUBA	47 643	6 492	2 113
JAPAN	2 492	549	206	DOMINIC REP	1 467	205	69
HONG KONG	298 760	16 527	5 976	GUADELOUPE	17 252	1 470	492
AUSTRALIA	1 167	136	45	ANTIGUA	9 696	982	352
				MARTINIQUE	3 177	271	90
				NETH ANTILL	2 506	264	88
				COLOMBIA	5 313	884	309
673 IRON AND STEEL SHAPES				VENEZUELA	49 407	6 109	2 112
IMPORTS	39 625 016	3 976 509	1 363 727	SURINAME	4 113	388	150
FRANCE	5 266 138	608 963	207 956	FRENCH GUIAN	1 480	127	44
BELGIUM LUX	7 805 438	672 448	230 265	ECUADOR	3 475	485	161
NETHERLANDS	1 615 793	158 394	54 609	PERU	8 073	1 019	342
ITALY	6 927 196	723 050	249 067	BRAZIL	18 644	2 552	825
UNITED KINGDOM	1 562 065	171 510	58 498	CHILE	26 473	4 047	1 347
IRELAND	288 636	23 138	7 843	PARAGUAY	3 377	291	116
DENMARK	357 438	30 204	10 377	URUGUAY	1 482	142	44
NORWAY	778 955	60 411	21 149	ARGENTINA	12 210	1 913	666
SWEDEN	2 466 921	325 853	111 022	CYPRUS	2 104	191	66
FINLAND	506 101	50 785	17 575	LEBANON	12 067	936	295
SWITZERLAND	2 731 247	224 829	76 553	SYRIA	107 688	11 478	3 925
AUSTRIA	1 228 114	191 161	65 488	IRAQ	276 988	26 934	9 063
PORTUGAL	730 602	52 159	18 421	IRAN	401 760	65 310	21 315
SPAIN	2 177 492	231 322	79 648	ISRAEL	80 174	11 931	3 995
YUGOSLAVIA	583 391	57 691	19 496	JORDAN	25 080	2 157	708
TURKEY	59 416	6 927	2 377	SAUDI ARABIA	71 562	8 148	2 787
SOVIETUNION	13 811	1 004	355	KUWAIT	1 395	612	204
POLAND	1 445 193	103 277	35 604	BAHRAIN	5 140	642	228
				QATAR	526	122	38

6 IMPORTS AND EXPORTS (SPECIAL TRADE) BY GROUPS OF THE SITC-REV. II AND BY COUNTRIES OF PRODUCTION AND CONSUMPTION 1985

GROUP COUNTRY	DT * 100 KG	1 000 DM	1 000 \$	GROUP COUNTRY	DT * 100 KG	1 000 DM	1 000 \$
ARAB EMIRAT	65 491	6 383	2 158	CAMEROON	15 077	2 009	666
OMAN	1 330	211	72	GABON	2 340	329	112
PAKISTAN	71 345	7 536	2 594	CONGO	5 719	601	202
INDIA	158 389	19 345	6 735	ZAIRE	45 751	7 117	2 429
BANGLADESH	7 917	820	264	BURUNDI	4 095	939	319
SRI LANKA	1 435	278	96	ANGOLA	4 685	709	230
NEPAL	18 548	1 380	460	ETHIOPIA	22 147	2 026	752
BURMA	5 919	1 368	458	KENYA	67 822	7 574	2 676
THAILAND	75 027	7 229	2 450	TANZANIA	8 290	1 307	462
INDONESIA	25 386	3 245	1 078	MADAGASCAR	1 764	547	190
MALAYSIA	21 142	2 373	818	MAURITIUS	1 010	265	83
SINGAPORE	25 030	5 144	1 714	ZIMBABWE	3 030	380	147
PHILIPPINES	1 642	149	48	REP S AFRICA	128 781	24 406	8 350
CHINA	3 911 529	265 236	87 294	USA	7 257 263	1 034 529	358 759
SOUTH KOREA	228 178	23 732	7 857	CANADA	426 662	74 610	25 384
JAPAN	5 572	1 593	526	ST PIERRE	785	122	40
TAIWAN	36 059	4 392	1 473	MEXICO	736 549	84 301	28 636
HONG KONG	105 738	8 902	3 162	GUATEMALA	18 216	2 701	941
AUSTRALIA	18 862	5 277	1 776	HONDURAS	1 140	146	45
NEW ZEALAND	9 801	2 638	894	EL SALVADOR	1 705	330	104
NEW CALEDON	1 138	97	34	NICARAGUA	1 627	160	52
TONGA	6 481	852	259	COSTA RICA	48 040	8 846	3 031
FR POLYNESIA	1 239	108	36	PANAMA	14 675	2 963	1 018
				CUBA	24 922	4 057	1 362
674 IRN, STL UNIV, PLATE, SHEET				DOMINIC REP	1 560	2 396	860
IMPORTS	37 629 230	4 401 143	1 505 208	JAMAICA	16 474	1 415	484
FRANCE	6 759 304	857 602	293 736	ST VINCENT	4 543	551	174
BELGIUM LUX	9 781 767	1 093 642	374 646	TRINIDAD TOB	13 207	1 413	502
NETHERLANDS	2 702 805	291 254	98 840	NETH ANTILL	4 415	432	159
ITALY	2 240 888	314 781	107 315	COLOMBIA	120 773	12 344	4 181
UNTD KINGDOM	1 698 916	252 317	85 959	VENEZUELA	84 649	14 682	5 045
IRELAND	723	442	163	ECUADOR	29 282	4 960	1 661
DENMARK	1 027 955	88 032	30 266	PERU	120 031	19 336	6 054
GREECE	94 542	9 470	3 040	BRAZIL	264 223	43 557	15 108
NORWAY	17 971	1 675	570	CHILE	29 241	5 266	1 754
SWEDEN	2 112 865	336 418	114 364	BOLIVIA	3 875	435	141
FINLAND	1 919 908	216 024	74 091	URUGUAY	4 518	1 577	538
SWITZERLAND	324 607	38 197	13 267	ARGENTINA	139 749	29 174	9 912
AUSTRIA	3 430 289	379 799	130 199	CYPRUS	47 678	5 553	1 911
PORTUGAL	35 371	5 402	1 231	LEBANON	96 378	14 405	4 696
SPAIN	723 309	84 522	28 880	SYRIA	138 070	19 211	6 665
YUGOSLAVIA	772 904	59 214	19 540	IRAQ	365 370	46 256	16 016
SOVIETUNION	175 045	12 286	4 469	IRAN	2 213 153	242 814	83 274
POLAND	396 007	31 903	11 018	ISRAEL	273 507	45 296	15 490
CZECHOSLOVA	926 960	73 399	25 156	JORDAN	71 384	10 580	3 626
HUNGARY	500 811	39 695	13 495	SAUDI ARABIA	273 659	38 121	12 864
ROMANIA	429 375	35 292	12 593	KUWAIT	5 933	1 166	367
BULGARIA	260 314	19 470	6 751	BAHRAIN	976	166	57
ALGERIA	84 784	6 240	2 203	ARAB EMIRAT	150 508	16 180	5 536
REP S AFRICA	332 169	31 852	10 832	OMAN	774	183	62
USA	36 659	9 523	3 288	NORTH YEMEN	12 273	3 152	1 101
CANADA	54 562	3 839	1 262	SOUTH YEMEN	3 906	1 000	367
MEXICO	34 994	2 835	887	AFGHANISTAN	2 255	200	65
VENEZUELA	73 117	7 602	3 023	PAKISTAN	723 502	52 769	17 633
BRAZIL	287 793	26 023	9 307	INDIA	3 207 192	319 460	109 357
ARGENTINA	66 057	5 267	1 946	BANGLADESH	23 362	2 970	982
JAPAN	315 031	65 562	22 319	SRI LANKA	22 220	2 222	794
AUSTRALIA	10 276	1 329	467	BURMA	3 374	286	92
EXPORTS	59 968 047	7 580 389	2 592 579	THAILAND	247 781	17 247	5 603
FRANCE	5 342 276	611 424	209 019	VIETNAM	305	121	46
BELGIUM LUX	2 061 665	282 376	96 594	INDONESIA	20 439	2 981	983
NETHERLANDS	3 413 615	485 003	165 880	MALAYSIA	2 740	452	155
ITALY	2 445 662	352 925	120 179	SINGAPORE	10 560	2 783	958
UNTD KINGDOM	3 331 939	472 596	162 359	CHINA	1 460 172	168 682	59 333
IRELAND	41 003	7 359	2 576	NORTH KOREA	9 633	1 371	504
DENMARK	1 390 399	19 453	65 129	SOUTH KOREA	27 306	9 288	3 154
GREECE	431 438	77 822	26 036	JAPAN	29 168	5 649	1 971
ICELAND	24 865	4 036	1 344	TAIWAN	40 254	6 523	2 182
NORWAY	636 373	80 075	27 546	HONG KONG	31 211	6 599	2 238
SWEDEN	2 099 870	259 491	88 784	AUSTRALIA	31 918	14 279	4 712
FINLAND	502 709	86 024	29 159	NEW ZEALAND	394	215	71
SWITZERLAND	1 603 691	244 644	83 630				
AUSTRIA	1 211 670	184 829	62 959	675 IRON, STEEL HOOP, STRIP			
PORTUGAL	327 851	45 610	15 476	IMPORTS	6 631 555	909 123	311 624
SPAIN	2 486 518	286 839	97 936	FRANCE	1 563 397	263 016	90 270
MALTA	19 843	3 963	1 345	BELGIUM LUX	2 527 297	243 934	83 973
YUGOSLAVIA	434 375	78 352	26 881	NETHERLANDS	542 283	51 111	17 433
TURKEY	289 331	60 293	20 597	ITALY	457 659	52 668	18 096
SOVIETUNION	10 080 541	935 534	316 276	UNTD KINGDOM	178 835	41 027	13 570
POLAND	434 338	53 615	18 172	DENMARK	2 744	765	259
CZECHOSLOVA	38 900	6 159	2 061	GREECE	20 432	3 042	1 026
HUNGARY	136 751	36 515	12 450	NORWAY	20 807	2 399	811
ROMANIA	34 724	13 561	4 614	SWEDEN	275 132	86 691	29 549
BULGARIA	185 549	34 725	11 755	FINLAND	43 167	11 110	3 749
ALBANIA	2 740	470	156	SWITZERLAND	97 748	10 739	3 736
MOROCCO	191 618	26 419	8 933	AUSTRIA	593 351	86 733	29 643
ALGERIA	860 984	120 868	41 666	SPAIN	35 089	11 842	4 010
TUNISIA	100 931	12 598	4 359	YUGOSLAVIA	10 638	883	282
LIBYA	16 369	4 231	1 356	POLAND	24 377	1 760	598
EGYPT	183 464	24 217	8 237	CZECHOSLOVA	175 411	13 323	4 606
SUDAN	8 272	982	324	HUNGARY	2 457	316	117
MALI	1 987	169	53	REP S AFRICA	14 978	977	317
SENEGAL	3 903	707	236	USA	8 639	6 939	2 387
GUIN BISSAU	921	118	36	CANADA	433	437	151
LIBERIA	8 374	1 068	370	BRAZIL	414	183	63
IVORY COAST	64 401	6 795	2 461	SOUTH KOREA	1 091	485	168
GHANA	2 438	314	103	JAPAN	34 058	18 599	6 362
TOGO	47 698	4 987	1 725	EXPORTS	13 823 919	2 355 909	803 423
BENIN	1 003	201	65	FRANCE	1 926 644	313 175	106 659
NIGERIA	225 728	23 563	8 068	BELGIUM LUX	849 625	108 523	37 258

6 IMPORTS AND EXPORTS (SPECIAL TRADE) BY GROUPS OF THE SITC-REV. 11 AND BY COUNTRIES OF PRODUCTION AND CONSUMPTION 1985

GROUP COUNTRY	DT * 100 KG	1 000 DM	1 000 \$	GROUP COUNTRY	DT * 100 KG	1 000 DM	1 000 \$
NETHERLANDS	1 444 713	223 440	76 350	EXPORTS	2 582 110	301 934	104 364
ITALY	742 708	130 576	44 259	FRANCE	21 672	2 546	882
UNTD KINGDOM	751 545	169 402	58 084	BELGIUM LUX	23 217	3 602	1 227
IRELAND	30 517	4 758	1 622	NETHERLANDS	320 310	39 786	13 651
DENMARK	337 594	59 020	20 219	ITALY	494 545	25 004	8 490
GREECE	139 954	14 675	5 080	UNTD KINGDOM	7 181	2 259	754
ICELAND	944	154	52	IRELAND	55 552	6 357	2 305
NORWAY	151 127	18 077	6 167	DENMARK	10 233	2 054	704
SWEDEN	473 156	68 731	23 502	GREECE	2 040	480	160
FINLAND	76 790	16 170	5 546	NORWAY	10 255	2 514	874
SWITZERLAND	1 334 375	198 392	67 673	SWEDEN	12 782	3 482	1 189
AUSTRIA	628 996	108 471	37 128	FINLAND	7 071	1 632	558
PORTUGAL	65 385	13 425	4 598	SWITZERLAND	92 219	13 874	4 676
SPAIN	591 916	71 469	24 522	AUSTRIA	26 404	4 068	1 389
MALTA	530	98	35	PORTUGAL	19 180	2 826	1 017
YUGOSLAVIA	281 843	59 844	20 666	SPAIN	4 255	685	229
TURKEY	46 502	12 622	4 354	MALTA	1 037	291	94
SOVIETUNION	1 565 327	245 973	82 025	YUGOSLAVIA	32 559	5 531	1 972
POLAND	81 830	15 262	5 367	TURKEY	6 389	881	306
CZECHOSLOVA	24 736	8 395	2 881	HUNGARY	3 027	1 024	318
HUNGARY	23 096	7 253	2 443	ALGERIA	2 356	409	142
ROMANIA	59 515	18 653	6 432	LIBYA	1 200	363	111
BULGARIA	64 733	16 300	5 556	EGYPT	2 783	441	137
ALBANIA	5 767	911	321	SENEGAL	26 894	6 085	2 132
MOROCCO	5 503	952	326	GUINEA	894	191	63
ALGERIA	52 338	9 931	3 329	LIBERIA	35 341	5 499	1 943
TUNISIA	2 607	814	272	NIGERIA	1 644	281	94
LIBYA	564	103	31	ZAIRE	4 660	638	229
EGYPT	50 284	12 072	4 001	UGANDA	129	121	43
SUDAN	18 908	5 185	2 030	REP S AFRICA	287	366	138
LIBERIA	620	121	44	USA	614 487	74 229	26 091
IVORY COAST	8 271	1 421	475	CANADA	12 111	1 605	538
GHANA	5 838	807	260	MEXICO	43 765	5 529	2 087
NIGERIA	11 327	1 377	501	VENEZUELA	1 141	187	61
CAMEROON	5 074	566	207	PERU	858	123	37
CONGO	731	173	60	BRAZIL	13 175	2 244	801
ZAIRE	6 710	1 006	356	ARGENTINA	628	92	33
KENYA	13 878	1 216	441	IRAQ	334 176	50 056	17 149
TANZANIA	4 823	1 560	564	IRAN	14 378	2 348	792
ZIMBABWE	110	87	33	ISRAEL	765	372	136
REP S AFRICA	34 349	8 924	3 029	JORDAN	298	123	39
USA	485 649	148 609	50 521	SAUDI ARABIA	3 724	519	171
CANADA	66 074	19 573	6 856	KUWAIT	833	140	55
MEXICO	144 507	25 511	8 772	PAKISTAN	100 031	4 145	1 421
GUATEMALA	2 759	539	182	INDIA	227	84	30
EL SALVADOR	2 748	296	109	THAILAND	2 194	393	146
NICARAGUA	1 386	212	78	INDONESIA	252	121	38
COSTA RICA	575	245	78	MALAYSIA	2 199	1 320	472
CUBA	3 805	1 039	353	SINGAPORE	3 205	1 473	554
DOMINIC REP	9 793	1 225	440	CHINA	199 935	21 141	7 017
TRINIDAD TOB	5 793	507	179	SOUTH KOREA	1 070	827	315
COLOMBIA	4 361	1 521	518	JAPAN	2 013	296	108
VENEZUELA	19 316	3 930	1 320	TAIWAN	325	356	117
ECUADOR	5 040	885	308	HONG KONG	1 591	336	120
PERU	8 800	3 473	1 148				
BRAZIL	21 337	8 445	2 833				
CHILE	4 368	1 180	403	677 IRN, STL WIRE EXCL W ROD			
BOLIVIA	926	490	149				
URUGUAY	4 141	1 348	453	IMPORTS	2 932 777	624 748	212 965
ARGENTINA	13 202	5 304	1 821	FRANCE	586 311	125 337	42 785
CYPRUS	975	275	96	BELGIUM LUX	905 391	192 542	65 420
LEBANON	2 551	578	199	NETHERLANDS	135 707	23 781	8 168
SYRIA	60 187	8 094	2 679	ITALY	290 407	64 433	22 064
IRAQ	101 953	18 807	6 312	UNTD KINGDOM	39 480	14 855	5 040
IRAN	245 601	41 824	14 719	IRELAND	551	119	37
ISRAEL	45 439	9 837	3 321	DENMARK	6 294	1 250	414
JORDAN	2 596	430	136	NORWAY	9 054	1 249	425
SAUDI ARABIA	41 262	6 999	2 376	SWEDEN	136 637	69 809	23 746
KUWAIT	2 186	432	150	SWITZERLAND	118 253	24 536	8 443
BAHRAIN	5 036	1 166	395	AUSTRIA	253 974	44 476	15 173
ARAB EMIRAT	3 715	719	244	SPAIN	29 882	10 386	3 532
NORTH YEMEN	6 140	1 462	467	SOVIETUNION	12 734	956	344
PAKISTAN	39 901	3 790	1 272	POLAND	18 901	2 078	687
INDIA	108 353	17 283	6 065	CZECHOSLOVA	269 043	21 031	7 111
BANGLADESH	24 880	2 382	816	HUNGARY	10 001	927	314
SRI LANKA	1 428	281	102	ROMANIA	80 704	6 648	2 309
BURMA	1 630	492	158	USA	4 764	5 586	1 872
THAILAND	19 044	3 298	1 107	BRAZIL	3 137	1 244	412
INDONESIA	6 724	1 562	512	CHINA	3 184	679	248
MALAYSIA	3 262	1 119	394	SOUTH KOREA	5 266	2 847	995
SINGAPORE	25 099	6 581	2 276	JAPAN	12 286	9 707	3 333
CHINA	270 268	36 025	12 260				
SOUTH KOREA	7 057	1 203	399	EXPORTS	3 221 380	692 302	235 983
JAPAN	1 469	834	283	FRANCE	649 771	103 483	35 183
TAIWAN	15 243	5 118	1 707	BELGIUM LUX	459 409	78 974	26 863
HONG KONG	13 075	4 416	1 503	NETHERLANDS	505 501	92 517	31 601
AUSTRALIA	16 432	5 196	1 768	ITALY	80 247	20 578	6 981
NEW ZEALAND	3 422	716	232	UNTD KINGDOM	82 437	24 855	8 529
				IRELAND	19 831	5 488	1 859
676 RAILWAY RAILS ETC IRN, STL				DENMARK	140 313	23 601	8 069
IMPORTS	142 679	14 774	5 028	GREECE	15 540	3 263	1 112
FRANCE	5 799	1 125	398	NORWAY	10 779	2 877	989
BELGIUM LUX	15 571	3 792	1 292	SWEDEN	42 723	10 204	3 470
NETHERLANDS	47 102	2 306	792	FINLAND	32 899	8 761	2 993
ITALY	1 462	487	150	SWITZERLAND	131 977	48 828	16 775
UNTD KINGDOM	6 257	764	251	AUSTRIA	146 999	32 084	10 930
SWEDEN	13 943	1 010	332	PORTUGAL	13 136	5 331	1 815
SWITZERLAND	4 188	1 398	473	SPAIN	14 428	5 865	2 021
AUSTRIA	887	224	83	YUGOSLAVIA	47 397	14 651	5 065
SPAIN	2 805	639	214	TURKEY	12 428	3 671	1 253
POLAND	36 111	2 333	810	SOVIETUNION	16 055	5 108	1 728
CZECHOSLOVA	6 219	462	153	POLAND	39 591	11 527	3 880

6 IMPORTS AND EXPORTS (SPECIAL TRADE) BY GROUPS OF THE SITC-REV. II AND BY COUNTRIES OF PRODUCTION AND CONSUMPTION 1985

GROUP COUNTRY	DT * 100 KG	1 000 DM	1 000 \$	GROUP COUNTRY	DT * 100 KG	1 000 DM	1 000 \$
CZECHOSLOVAKIA	8 707	5 180	1 813	AUSTRALIA	637	518	169
HUNGARY	39 337	8 887	3 074	EXPORTS	43 140 849	7 212 269	2 475 417
ROMANIA	8 227	5 761	1 980	FRANCE	1 353 194	313 713	107 606
BULGARIA	6 957	4 884	1 605	BELGIUM LUX	983 674	219 049	74 392
ALBANIA	2 350	514	169	NETHERLANDS	4 562 243	827 634	281 223
MOROCCO	3 523	603	209	ITALY	1 215 748	222 233	75 405
ALGERIA	37 094	6 121	2 160	UNITED KINGDOM	855 231	241 724	83 920
TUNISIA	3 516	842	302	IRELAND	33 504	6 967	2 347
LIBYA	3 302	719	242	DENMARK	1 419 647	268 705	91 106
EGYPT	32 953	5 207	1 785	GREECE	95 084	16 197	5 611
SENEGAL	871	139	48	ICELAND	21 861	3 940	1 338
LIBERIA	169	191	66	FAROE IS	1 047	97	37
IVORY COAST	5 752	807	281	NORWAY	539 421	114 734	39 879
GHANA	1 212	271	91	SWEDEN	778 741	180 547	61 715
NIGERIA	17 944	3 426	1 110	FINLAND	362 966	84 935	29 209
CONGO	1 242	202	70	SWITZERLAND	651 187	175 953	60 166
ZAIRE	504	142	48	AUSTRIA	982 790	236 006	81 301
ANGOLA	3 483	563	185	PORTUGAL	82 975	23 930	8 116
TANZANIA	419	100	34	SPAIN	99 591	34 980	12 054
REP S AFRICA	10 563	3 688	1 229	MALTA	4 368	656	231
BOTSWANA	1 481	211	76	YUGOSLAVIA	203 416	50 045	17 605
USA	301 184	68 441	23 259	TURKEY	151 983	28 729	10 284
CANADA	39 851	10 552	3 616	SOVIET UNION	15 090 297	1 656 042	567 668
MEXICO	15 752	8 225	2 835	POLAND	320 714	71 529	25 303
GUATEMALA	1 839	270	93	CZECHOSLOVAKIA	749 696	110 463	36 729
HONDURAS	4 655	689	231	HUNGARY	148 009	39 961	13 661
EL SALVADOR	2 866	449	159	ROMANIA	34 674	23 120	8 032
NICARAGUA	610	149	49	BULGARIA	81 656	25 527	8 627
COSTA RICA	2 774	508	173	ALBANIA	23 312	4 803	1 590
CUBA	2 336	811	285	CANARY IS	3 541	598	204
DOMINIC REP	1 990	293	105	MOROCCO	36 782	4 918	1 672
COLOMBIA	3 860	1 429	494	ALGERIA	157 793	28 652	9 640
VENEZUELA	1 316	952	331	TUNISIA	27 413	5 973	2 084
ECUADOR	271	154	53	LIBYA	729 075	116 240	39 063
PERU	1 413	370	129	EGYPT	190 580	38 133	13 408
BRAZIL	1 722	2 516	893	SUDAN	12 933	1 460	563
CHILE	1 261	747	258	MAJ	10 548	1 068	327
URUGUAY	626	201	69	NIGER	246	169	55
ARGENTINA	833	210	416	CAPE VERDE	2 352	392	149
LEBANON	3 174	451	154	SENEGAL	8 908	1 086	360
SYRIA	8 773	1 765	596	GUIN BISSAU	22 420	3 371	1 064
IRAQ	26 711	4 197	1 392	GUINEA	711	142	50
IRAN	42 011	8 085	2 640	SIERRA LEONE	815	101	30
ISRAEL	28 416	5 354	1 766	LIBERIA	5 476	1 578	555
JORDAN	4 118	623	218	IVORY COAST	1 347	293	90
SAUDI ARABIA	4 093	1 135	374	TOGO	314	226	78
KUWAIT	2 718	586	196	BENIN	3 607	424	141
ARAB EMIRAT	7 148	1 168	390	NIGERIA	188 302	33 245	12 957
OMAN	572	105	33	CAMEROON	21 908	2 724	949
NORTH YEMEN	775	118	45	GABON	25 697	4 669	1 535
PAKISTAN	2 557	441	150	CONGO	108 639	18 350	6 077
INDIA	7 372	3 792	1 277	ZAIRE	27 987	6 290	2 128
BANGLADESH	1 667	249	90	RWANDA	1 274	438	148
SRI LANKA	1 111	171	57	BURUNDI	9 024	2 281	736
THAILAND	1 417	526	177	ANGOLA	25 203	4 873	1 746
INDONESIA	4 327	1 340	461	ETHIOPIA	16 003	3 043	1 142
MALAYSIA	1 693	468	159	SOMALIA	8 798	1 428	485
SINGAPORE	4 279	1 285	438	KENYA	149	126	40
CHINA	9 795	2 772	961	UGANDA	5 335	663	240
SOUTH KOREA	2 054	2 177	754	TANZANIA	4 054	932	321
JAPAN	561	2 333	804	MADAGASCAR	211	166	62
TAIWAN	2 147	983	329	REUNION	798	176	54
HONG KONG	1 393	648	220	MAURITIUS	711	98	36
AUSTRALIA	4 647	1 101	373	COMOROS	389	101	37
NEW ZEALAND	5 670	1 225	424	ZAMBIA	2 904	1 635	588
678 IRON, STL TUBES, PIPES, ETC				ZIMBABWE	207	165	54
IMPORTS	9 301 455	1 775 776	607 804	REP S AFRICA	99 890	47 209	15 973
FRANCE	1 251 205	236 705	80 330	BOTSWANA	681	109	39
BELGIUM LUX	728 675	101 883	35 045	USA	2 794 357	529 644	181 819
NETHERLANDS	1 067 555	173 391	59 471	CANADA	451 688	93 596	31 807
ITALY	2 300 270	357 805	122 398	MEXICO	61 551	16 984	5 735
UNITED KINGDOM	374 375	95 905	32 832	GUATEMALA	4 115	427	135
IRELAND	1 743	1 080	361	BELIZE	376	159	54
DENMARK	139 440	33 631	11 600	HONDURAS	938	99	32
GREECE	4 552	501	169	EL SALVADOR	618	112	39
NORWAY	18 732	2 278	762	NICARAGUA	1 988	466	170
SWEDEN	398 118	172 317	59 248	COSTA RICA	15 059	2 796	1 107
FINLAND	40 693	11 745	4 070	CUBA	11 946	2 609	826
SWITZERLAND	755 281	168 381	57 431	HAITI	421	109	39
AUSTRIA	567 465	139 753	47 788	ST VINCENT	1 772	444	136
PORTUGAL	25 465	10 928	3 733	BARBADOS	600	79	30
SPAIN	260 916	44 636	15 312	TRINIDAD TOB	32 196	5 237	1 914
YUGOSLAVIA	232 072	28 851	9 625	NETH ANTILL	6 036	932	310
TURKEY	3 237	512	181	COLOMBIA	300 864	67 954	21 768
SOVIET UNION	88 549	6 990	2 511	VENEZUELA	56 225	11 399	3 915
POLAND	60 116	10 035	3 483	ECUADOR	897	307	99
CZECHOSLOVAKIA	216 075	22 672	7 842	PERU	8 854	1 768	614
HUNGARY	183 160	17 895	6 132	BRAZIL	22 015	6 535	2 259
ROMANIA	198 111	15 251	5 560	CHILE	11 893	3 326	1 125
BULGARIA	42 731	3 073	1 008	BOLIVIA	1 669	401	130
REP S AFRICA	179 601	15 222	5 120	PARAGUAY	736	270	90
USA	19 095	35 340	12 248	ARGENTINA	4 852	2 194	752
CANADA	851	1 221	408	CYPRUS	3 018	387	124
BRAZIL	52 833	13 700	4 595	LEBANON	10 232	1 728	577
ISRAEL	1 198	1 395	476	SYRIA	246 568	37 835	13 388
VIETNAM	2 884	155	60	IRAQ	200 723	33 137	11 277
SINGAPORE	145	200	66	IRAN	178 551	41 305	13 693
CHINA	791	219	80	ISRAEL	25 441	9 462	3 185
SOUTH KOREA	2 120	1 286	442	JORDAN	156 984	20 000	6 950
JAPAN	77 331	46 929	16 080	SAUDI ARABIA	570 342	92 861	30 623
TAIWAN	5 242	3 181	1 104	KUWAIT	168 130	35 184	11 668
				BAHRAIN	16 621	2 578	926

6 IMPORTS AND EXPORTS (SPECIAL TRADE) BY GROUPS OF THE SITC-REV. II AND BY COUNTRIES OF PRODUCTION AND CONSUMPTION 1985

GROUP COUNTRY	DT * 100 KG	1 000 DM	1 000 \$	GROUP COUNTRY	DT * 100 KG	1 000 DM	1 000 \$
QATAR	28 227	4 645	1 610	BAHRAIN	542	88	30
ARAB EMIRAT	228 871	41 444	14 874	ARAB EMIRAT	517	103	37
OMAN	182 614	25 580	8 576	OMAN	941	127	41
NORTH YEMEN	1 210	395	141	PAKISTAN	124	146	46
SOUTH YEMEN	1 539	358	129	INDIA	826	583	199
AFGHANISTAN	4 390	1 032	361	BURMA	5 005	622	189
PAKISTAN	19 509	8 626	2 939	MALAYSIA	434	184	64
INDIA	544 086	123 390	43 735	SINGAPORE	84	110	38
BANGLADESH	3 402	944	330	CHINA	292	148	48
SRI LANKA	570	427	148	JAPAN	410	267	101
BURMA	104 681	17 894	5 682	AUSTRALIA	349	229	78
THAILAND	6 191	2 044	692				
INDONESIA	58 516	10 269	3 654	681 SILVER, PLATINUM, ETC			
MALAYSIA	26 209	4 862	1 700				
SINGAPORE	59 421	12 995	4 303	IMPORTS	11 453	1 381 246	468 860
PHILIPPINES	5 271	1 116	358				
CHINA	3 766 798	590 152	210 146	FRANCE	1 954	139 149	47 095
NORTH KOREA	7 132	2 702	997	BELGIUM LUX	593	42 378	14 068
SOUTH KOREA	3 951	5 039	1 749	NETHERLANDS	435	71 612	24 159
JAPAN	1 792	2 546	827	ITALY	46	18 975	6 693
TAIWAN	19 168	4 155	1 406	UNITED KINGDOM	505	186 900	63 604
HONG KONG	13 541	3 485	1 220	IRELAND	38	1 292	445
AUSTRALIA	24 569	7 726	2 606	DENMARK	13	718	232
PAPUA NEW G	1 056	411	146	GREECE	2	89	35
NEW ZEALAND	3 832	1 028	335	NORWAY	52	25 980	8 922
FR POLYNESIA	127	103	32	SWEDEN	1 699	101 092	34 561
				FINLAND	130	7 856	2 554
679 IRN, STL CASTINGS UNWORKE				SWITZERLAND	1 021	172 708	59 398
IMPORTS	481 143	118 348	40 694	AUSTRIA	168	19 712	6 645
FRANCE	70 698	19 149	6 579	SPAIN	90	5 625	1 905
BELGIUM LUX	30 491	8 163	2 837	YUGOSLAVIA	668	39 841	13 912
NETHERLANDS	62 462	21 225	7 350	TURKEY	3	151	53
ITALY	30 199	9 174	3 120	SOVIET UNION	82	106 855	35 781
UNITED KINGDOM	37 675	7 103	2 443	POLAND	1 573	94 190	31 318
DENMARK	58 697	11 487	3 953	CZECHOSLOVAKIA	20	996	387
GREECE	585	210	73	HUNGARY	17	1 268	423
SWEDEN	3 377	1 019	347	BULGARIA	1	197	66
SWITZERLAND	29 542	9 291	3 159	MOROCCO	60	3 888	1 327
AUSTRIA	20 144	7 767	2 724	REP S AFRICA	89	86 610	29 681
PORTUGAL	6 853	1 802	622	USA	488	130 107	43 279
SPAIN	19 119	7 943	2 707	CANADA	20	1 836	606
YUGOSLAVIA	13 593	1 355	462	MEXICO	9	481	170
TURKEY	1 598	334	109	BERMUDA		643	243
SOVIET UNION	10 088	728	253	PERU	37	2 187	736
POLAND	33 107	3 203	1 092	CHILE	833	63 712	21 626
CZECHOSLOVAKIA	3 399	539	193	BOLIVIA	17	997	368
HUNGARY	20 835	3 087	1 053	ARAB EMIRAT	3	158	61
ROMANIA	24 525	2 574	879	SINGAPORE	3	220	80
USA	249	353	122	PHILIPPINES	10	7 625	2 685
CANADA	458	465	153	CHINA		508	202
BRAZIL	430	162	52	NORTH KOREA	424	23 463	8 382
CHINA	2 601	649	215	JAPAN		2 717	879
JAPAN	120	407	141	HONG KONG	345	17 633	6 008
				AUSTRALIA		593	179
EXPORTS	1 532 609	479 776	164 556	EXPORTS	11 844	797 635	270 375
FRANCE	191 922	57 748	19 708	FRANCE	643	61 040	20 611
BELGIUM LUX	188 333	55 492	19 015	BELGIUM LUX	399	12 563	4 217
NETHERLANDS	162 800	61 547	21 255	NETHERLANDS	456	66 173	22 438
ITALY	45 049	14 681	5 031	ITALY	1 042	45 742	15 473
UNITED KINGDOM	100 947	37 941	13 017	UNITED KINGDOM	1 582	120 275	42 367
IRELAND	7 721	1 950	690	IRELAND	68	744	252
DENMARK	68 597	24 497	8 442	DENMARK	204	10 334	3 525
GREECE	1 761	718	251	GREECE	112	4 691	1 582
ICELAND	575	141	50	NORWAY	347	18 740	6 285
NORWAY	25 503	7 763	2 715	SWEDEN	1 048	26 992	8 982
SWEDEN	106 816	37 223	12 769	FINLAND	448	3 701	1 284
FINLAND	18 431	6 645	2 291	SWITZERLAND	932	120 791	40 775
SWITZERLAND	75 315	27 772	9 503	AUSTRIA	1 061	54 334	17 966
AUSTRIA	165 310	43 753	14 903	PORTUGAL	454	25 852	8 813
PORTUGAL	402	196	65	SPAIN	290	12 368	4 335
SPAIN	1 709	856	292	MALTA		171	58
YUGOSLAVIA	3 426	1 524	538	YUGOSLAVIA	90	5 855	1 981
TURKEY	812	355	124	TURKEY	82	3 240	1 108
SOVIET UNION	33 506	8 011	2 697	SOVIET UNION	47	2 882	918
POLAND	12 322	523	182	POLAND	68	1 808	590
CZECHOSLOVAKIA	1 742	832	319	CZECHOSLOVAKIA	21	3 391	1 174
HUNGARY	8 902	3 121	1 073	HUNGARY	317	24 426	8 033
MOROCCO	847	154	53	ROMANIA	26	296	95
ALGERIA	22 210	10 010	3 472	BULGARIA	241	4 816	1 603
LIBYA	10 101	1 765	588	ALBANIA		90	31
EGYPT	4 585	3 520	1 188	TUNISIA	1	170	59
MAURITANIA	10 000	1 330	440	LIBYA	13	888	269
UPPER VOLTA	2 825	466	173	EGYPT	148	1 468	508
LIBERIA	96 321	7 842	2 729	ANGOLA	12	118	39
GHANA	6 600	1 094	384	REP S AFRICA	115	2 345	801
NIGERIA	1 553	290	96	USA	137	64 545	21 824
GABON	3 500	442	158	CANADA	90	6 108	2 001
ZAIRE	3 057	454	160	MEXICO	2	1 580	519
TANZANIA	262	90	32	CUBA		98	31
REP S AFRICA	2 997	1 146	411	JAMAICA	5	282	95
USA	92 163	41 635	14 272	COLOMBIA		177	65
CANADA	2 706	1 562	513	VENEZUELA		382	133
MEXICO	10 326	2 351	808	BRAZIL	155	13 739	4 669
VENEZUELA	2 326	1 081	340	CHILE	5	305	103
BRAZIL	1 253	536	179	ARGENTINA	1	285	98
IRAQ	18 348	2 936	1 012	CYPRUS	15	1 258	434
IRAN	2 024	301	101	LEBANON		231	75
ISRAEL	6 764	1 101	360	SYRIA		269	89
JORDAN	1 874	934	325	IRAQ	163	2 447	843
SAUDI ARABIA	3 618	1 585	550	IRAN	123	5 536	1 872
KUWAIT	819	287	90	ISRAEL	83	3 238	1 115
				JORDAN		133	46

6 IMPORTS AND EXPORTS (SPECIAL TRADE) BY GROUPS OF THE SITC-REV. II AND BY COUNTRIES OF PRODUCTION AND CONSUMPTION 1985

GROUP COUNTRY	DT * 100 KG	1 000 DM	1 000 \$	GROUP COUNTRY	DT * 100 KG	1 000 DM	1 000 \$
SUDAN	54	106	42	BULGARIA	19 233	22 174	7 490
ANGOLA	55	185	66	ALBANIA	1 066	748	263
REP S AFRICA	660	2 755	947	CANARY IS	3 273	3 218	1 067
USA	39 316	109 446	37 759	MOROCCO	3 296	1 683	587
CANADA	4 165	10 253	3 559	ALGERIA	34 599	16 274	5 743
MEXICO	1 633	5 349	1 780	TUNISIA	2 107	1 960	656
CUBA	76	478	177	LIBYA	1 531	1 398	460
COLOMBIA	69	344	113	EGYPT	11 661	9 652	3 277
VENEZUELA	828	1 990	683	SUDAN	946	1 275	421
PERU	291	771	263	MAURITANIA	500	186	57
BRAZIL	620	2 411	787	GUINEA	312	195	61
CHILE	57	309	104	LIBERIA	3 859	1 395	481
ARGENTINA	306	1 372	471	IVORY COAST	628	432	146
SYRIA	254	474	179	GHANA	430	283	100
IRAQ	63	260	88	NIGERIA	4 316	4 024	1 448
IRAN	245	668	219	CAMEROON	1 300	3 797	1 318
ISRAEL	1 006	1 837	624	ZAIRE	112	130	45
SAUDI ARABIA	74	217	79	ANGOLA	563	278	90
PAKISTAN	168	643	210	ETHIOPIA	875	532	170
INDIA	1 046	2 862	1 002	KENYA	1 512	1 265	422
BANGLADESH	109	243	86	UGANDA	917	572	196
THAILAND	223	645	229	TANZANIA	483	332	112
INDONESIA	72	358	115	MAURITIUS	151	243	84
SINGAPORE	45	1 131	420	ZAMBIA	295	243	77
PHILIPPINES	150	304	102	REP S AFRICA	53 893	25 480	9 881
CHINA	141	416	133	USA	369 606	277 466	95 447
SOUTH KOREA	83	391	133	CANADA	172 095	89 292	29 028
JAPAN	1 209	3 493	1 167	MEXICO	7 270	6 011	2 051
TAIWAN	101	655	224	GUATEMALA	4 163	3 681	1 293
HONG KONG	77	413	135	HONDURAS	390	323	115
AUSTRALIA	2 232	5 692	1 972	EL SALVADOR	2 889	2 973	1 009
NEW ZEALAND	217	514	172	NICARAGUA	287	314	107
				COSTA RICA	218	359	122
				PANAMA	511	581	194
684 ALUMINIUM				CUBA	267	194	62
IMPORTS	10 183 730	4 563 057	1 555 150	DOMINIC REP	2 612	2 380	789
FRANCE	1 176 424	619 856	212 075	JAMAICA	407	388	137
BELGIUM LUX	610 030	303 492	103 140	TRINIDAD TOB	79	136	48
NETHERLANDS	1 045 376	521 791	178 037	NETH ANTILL	75	107	40
ITALY	426 311	243 886	83 366	COLOMBIA	2 070	1 475	524
UNITD KINGDOM	795 868	335 525	114 020	VENEZUELA	54 999	42 594	15 055
IRELAND	1 583	1 711	577	ECUADOR	5 100	4 732	1 617
DENMARK	132 293	69 189	23 759	PERU	2 354	2 322	793
GREECE	72 973	39 752	13 398	BRAZIL	2 547	5 297	1 845
ICELAND	167 602	59 210	20 136	CHILE	6 810	5 234	1 788
NORWAY	2 402 301	908 639	308 427	PARAGUAY	75	304	106
SWEDEN	199 032	84 052	28 694	ARGENTINA	4 919	4 262	1 365
FINLAND	4 330	2 760	949	CYPRUS	432	495	170
SWITZERLAND	351 197	214 518	73 320	LEBANON	1 419	1 086	364
AUSTRIA	485 647	272 161	92 924	SYRIA	1 857	1 323	455
SPAIN	599 171	217 326	75 078	IRAQ	7 150	8 262	2 759
YUGOSLAVIA	190 089	72 351	24 807	IRAN	10 929	10 414	3 655
TURKEY	5 971	3 300	1 165	ISRAEL	26 051	20 712	6 957
SOVIETUNION	26 975	10 240	3 417	JORDAN	1 483	1 693	584
POLAND	5 393	2 091	728	SAUDI ARABIA	31 591	22 513	7 821
CZECHOSLOVA	11 160	3 190	1 120	KUWAIT	4 982	5 166	1 771
HUNGARY	68 317	30 977	10 562	BAHRAIN	803	1 447	477
ROMANIA	72 470	25 550	8 521	QATAR	189	353	118
EGYPT	416 970	152 848	51 082	ARAB EMIRAT	3 654	3 304	1 124
GHANA	15 057	5 199	2 014	OMAN	496	773	289
CAMEROON	9 696	3 790	1 193	NORTH YEMEN	412	287	109
REP S AFRICA	170 044	63 647	21 391	SOUTH YEMEN	1 401	1 019	359
USA	48 286	42 825	14 436	AFGHANISTAN	129	262	88
MEXICO	304	302	99	PAKISTAN	5 279	5 002	1 666
VENEZUELA	169 065	60 161	20 841	INDIA	4 569	5 390	1 874
SURINAME	127 257	45 751	16 212	BANGLADESH	1 351	1 223	426
BRAZIL	55 480	18 816	6 672	SRI LANKA	297	355	125
ISRAEL	20 552	11 260	3 893	NEPAL	49	97	35
BAHRAIN	15 407	5 484	1 856	BURMA	179	221	73
INDIA	1 370	547	197	THAILAND	3 752	3 967	1 356
INDONESIA	61 707	18 126	6 937	INDONESIA	6 895	7 271	2 531
SINGAPORE	17	156	53	MALAYSIA	9 754	8 452	2 864
JAPAN	4 447	10 758	3 638	SINGAPORE	9 931	9 055	3 119
TAIWAN	2 020	669	251	PHILIPPINES	1 515	1 164	372
AUSTRALIA	78 202	28 562	9 230	CHINA	25 116	16 839	5 583
				SOUTH KOREA	30 047	20 783	6 998
EXPORTS	8 203 257	4 820 081	1 644 907	JAPAN	16 693	14 543	4 887
FRANCE	1 386 945	781 621	266 702	TAIWAN	13 900	12 287	4 161
BELGIUM LUX	653 367	363 153	122 971	HONG KONG	12 828	9 020	3 072
NETHERLANDS	789 594	462 984	158 228	AUSTRALIA	13 229	14 013	4 789
ITALY	1 196 617	599 285	203 095	NEW ZEALAND	2 121	2 039	683
UNITD KINGDOM	895 515	566 739	194 746	NEW CALEDON	144	181	60
IRELAND	46 084	33 527	11 677				
DENMARK	261 479	151 539	51 892	685 LEAD			
GREECE	26 414	18 228	6 250	IMPORTS	1 363 232	212 873	72 609
ICELAND	2 088	2 530	855	FRANCE	223 199	31 517	10 667
NORWAY	238 340	126 842	43 937	BELGIUM LUX	212 744	35 932	12 247
SWEDEN	231 030	146 614	50 002	NETHERLANDS	145 809	20 778	7 062
FINLAND	102 994	63 025	21 555	ITALY	3 279	910	309
SWITZERLAND	473 682	272 018	92 984	UNITD KINGDOM	505 171	78 961	26 810
AUSTRIA	641 379	308 356	105 200	DENMARK	856	102	33
PORTUGAL	21 051	23 262	7 875	GREECE	3 417	500	164
SPAIN	88 976	61 411	20 750	SWEDEN	83 480	11 198	3 811
ANDORRA	2 777	1 322	461	SWITZERLAND	8 696	1 134	382
MALTA	455	363	129	AUSTRIA	4 131	572	222
YUGOSLAVIA	38 923	29 503	10 332	SPAIN	10 815	2 273	708
TURKEY	40 011	21 315	7 417	YUGOSLAVIA	16 766	2 973	1 038
SOVIETUNION	11 509	9 093	3 117	MOROCCO	21 744	2 780	965
POLAND	4 628	4 117	1 398	USA	8 744	2 056	742
CZECHOSLOVA	3 275	2 586	901	CANADA	16 985	2 136	703
HUNGARY	5 999	4 797	1 636	MEXICO	10 005	1 033	411
ROMANIA	1 165	1 850	619	NORTH KOREA	42 087	8 959	3 109

6 IMPORTS AND EXPORTS (SPECIAL TRADE) BY GROUPS OF THE SITC-REV. II AND BY COUNTRIES OF PRODUCTION AND CONSUMPTION 1985

GROUP COUNTRY	DT * 100 KG	1 000 DM	1 000 \$	GROUP COUNTRY	DT * 100 KG	1 000 DM	1 000 \$
AUSTRALIA	64 876	8 962	3 196	ZAMBIA	194	291	102
EXPORTS	1 205 230	247 434	84 265	REP S AFRICA	5 238	1 850	631
FRANCE	95 151	14 329	4 837	USA	31 928	9 476	3 259
BELGIUM LUX	46 245	10 725	3 634	CANADA	3 013	1 089	371
NETHERLANDS	88 857	31 775	10 895	VENEZUELA	2 426	984	342
ITALY	350 428	51 128	17 464	BRAZIL	5 244	1 367	455
UNTD KINGDOM	18 944	10 506	5 248	CHILE	602	245	74
DENMARK	124 932	18 726	6 447	CYPRUS	469	123	35
GREECE	10 664	1 421	496	SYRIA	10 551	3 464	1 137
NORWAY	5 216	1 676	578	IRAQ	234	94	36
SWEDEN	16 532	7 822	2 465	ISRAEL	457	175	57
FINLAND	4 944	993	336	SAUDI ARABIA	7 007	1 777	596
SWITZERLAND	30 994	6 447	2 221	KUWAIT	1 120	259	93
AUSTRIA	205 907	29 666	10 196	ARAB EMIRAT	1 734	602	211
PORTUGAL	523	788	285	PAKISTAN	2 668	779	234
SPAIN	3 100	1 372	470	INDIA	3 957	1 240	415
YUGOSLAVIA	2 588	390	151	THAILAND	1 261	568	196
TURKEY	16 780	2 324	786	CHINA	157 174	42 198	13 743
SOVIETUNION	6 795	769	296	JAPAN	1 864	1 576	551
POLAND	5 369	867	262	TAIWAN	3 310	1 090	378
CZECHOSLOVA	37 363	4 831	1 545	HONG KONG	1 461	714	239
HUNGARY	6 004	5 684	1 894	AUSTRALIA	1 610	874	295
ROMANIA	322	211	75	NEW ZEALAND	844	380	130
LIBYA	29 709	4 884	1 522	687 TIN			
EGYPT	34 503	4 372	1 406	IMPORTS	193 318	665 215	226 576
NIGERIA	8 830	1 345	471	FRANCE	225	1 093	360
ANGOLA	2 793	385	144	BELGIUM LUX	6 381	15 272	5 266
TANZANIA	150	182	64	NETHERLANDS	16 846	52 106	17 735
REP S AFRICA	228	150	52	UNTD KINGDOM	7 950	26 847	9 229
USA	16 029	19 137	6 540	DENMARK	50	151	50
CANADA	720	758	284	NORWAY	103	301	107
NICARAGUA	98	190	63	SWITZERLAND	258	758	249
PANAMA	348	215	71	AUSTRIA	186	476	167
DOMINIC REP	75	151	55	SPAIN	970	3 182	1 114
LEBANON	1 910	386	132	SOVIETUNION	144	577	192
IRAQ	242	327	123	NIGERIA	3 399	12 515	3 978
IRAN	994	805	266	ZAIRE	50	181	55
ISRAEL	1 032	198	67	RWANDA	1 284	4 645	1 456
SAUDI ARABIA	14 465	2 968	1 008	ZIMBABWE	3 727	13 127	4 393
KUWAIT	1 039	246	84	REP S AFRICA	550	1 994	692
PAKISTAN	6 227	746	257	USA	106	404	154
INDIA	2 724	517	180	CANADA	33	100	33
BANGLADESH	729	141	49	BRAZIL	29 150	101 739	35 447
NEPAL	690	241	96	CHILE	925	3 342	1 078
SINGAPORE	850	215	70	BOLIVIA	19 270	69 645	22 957
686 ZINC				BURMA	100	326	129
IMPORTS	2 038 418	533 893	180 841	THAILAND	31 890	115 708	38 508
FRANCE	417 854	117 437	39 773	INDONESIA	30 485	107 676	36 724
BELGIUM LUX	698 636	180 618	61 319	MALAYSIA	33 948	114 744	40 000
NETHERLANDS	374 327	94 197	31 997	SINGAPORE	1 723	6 008	2 059
ITALY	30 209	8 464	2 831	CHINA	3 217	11 423	4 117
UNTD KINGDOM	25 455	6 023	2 102	JAPAN	27	129	44
DENMARK	233	102	34	HONG KONG	251	607	241
NORWAY	179 163	43 237	14 688	EXPORTS	53 061	143 238	49 546
FINLAND	124 227	31 608	10 559	FRANCE	2 842	7 831	2 754
SWITZERLAND	979	228	79	BELGIUM LUX	1 232	3 869	1 378
AUSTRIA	3 283	1 896	665	NETHERLANDS	12 072	34 262	12 273
SPAIN	6 269	1 564	566	ITALY	3 556	9 989	3 398
YUGOSLAVIA	36 825	12 487	4 263	UNTD KINGDOM	4 744	9 956	3 349
POLAND	55 663	13 328	4 492	DENMARK	635	1 872	639
ROMANIA	1 245	263	97	GREECE	304	1 060	379
ZAIRE	12 717	2 656	955	NORWAY	652	1 886	663
ZAMBIA	11 139	2 844	898	SWEDEN	819	2 802	937
USA	199	225	76	FINLAND	563	1 763	602
CANADA	58 756	16 366	5 320	SWITZERLAND	2 216	6 500	2 256
AUSTRALIA	997	215	83	AUSTRIA	4 090	12 472	4 292
EXPORTS	1 466 112	410 388	138 718	PORTUGAL	72	212	69
FRANCE	251 866	71 066	24 132	SPAIN	617	2 175	723
BELGIUM LUX	103 076	25 399	8 819	YUGOSLAVIA	2 723	9 600	3 293
NETHERLANDS	155 944	44 031	15 135	TURKEY	146	485	184
ITALY	308 647	82 612	27 565	POLAND	64	192	63
UNTD KINGDOM	77 622	21 988	7 482	HUNGARY	1 110	4 165	1 486
IRELAND	1 725	504	174	ALBANIA	639	2 262	759
DENMARK	20 664	6 507	2 238	ALGERIA	90	322	113
GREECE	14 838	4 426	1 423	TUNISIA	62	167	54
ICELAND	446	121	40	EGYPT	23	94	30
NORWAY	1 723	793	277	USA	12 084	23 512	7 773
SWEDEN	1 864	921	316	CANADA	800	2 321	894
FINLAND	1 214	578	194	HONDURAS	60	207	70
SWITZERLAND	70 394	19 889	6 895	BRAZIL	57	334	114
AUSTRIA	87 541	25 161	8 522	IRAN	140	465	171
PORTUGAL	22 771	6 904	2 296	SOUTH YEMEN	60	105	36
SPAIN	4 097	1 546	516	PAKISTAN	86	261	91
YUGOSLAVIA	18 129	5 292	1 701	INDIA	135	617	203
TURKEY	31 721	8 349	2 888	MALAYSIA	32	131	45
CZECHOSLOVA	26 991	5 864	2 054	SINGAPORE	26	83	30
HUNGARY	6 694	2 134	706	SOUTH KOREA	49	260	87
ALBANIA	1 921	982	339	TAIWAN	26	183	62
MOROCCO	350	141	46	688 URANIUM THORIUM, ALLOYS			
ALGERIA	460	363	135	EXPORTS	21	302	95
TUNISIA	675	306	117	CANADA	21	293	94
EGYPT	343	117	40	689 NON-FER BASE METALS NES			
SIERRA LEONE	499	88	35				
IVORY COAST	574	188	69				
TOGO	1 198	221	86				
NIGERIA	1 535	482	146				
KENYA	4 727	1 383	471				

6 IMPORTS AND EXPORTS (SPECIAL TRADE) BY GROUPS OF THE SITC-REV. II AND BY COUNTRIES OF PRODUCTION AND CONSUMPTION 1985

GROUP COUNTRY	DT = 100 KG	1 000 DM	1 000 \$	GROUP COUNTRY	DT = 100 KG	1 000 DM	1 000 \$
IMPORTS	483 277	680 572	231 281	HUNGARY	10 080	3 926	1 395
FRANCE	41 861	49 780	16 966	ROMANIA	11 091	2 473	832
BELGIUM LUX	28 276	31 099	10 537	REP S AFRICA	614	196	70
NETHERLANDS	10 640	10 382	3 622	USA	4 398	5 591	1 910
ITALY	24 302	19 727	6 824	CANADA	5 786	2 828	916
UNTD KINGDOM	14 892	35 918	12 120	BRAZIL	20 919	5 518	2 032
IRELAND	18	110	37	CHILE	126	88	30
DENMARK	2 014	1 202	414	JAPAN	492	820	299
GREECE	336	148	51	TAIWAN	57	90	33
NORWAY	158 136	126 978	43 399	EXPORTS	4 477 186	2 168 201	744 282
SWEDEN	7 136	6 014	2 112	FRANCE	719 788	269 390	92 791
FINLAND	2 041	5 150	1 651	BELGIUM LUX	454 316	165 240	56 814
SWITZERLAND	2 079	4 639	1 584	NETHERLANDS	654 496	282 033	96 802
AUSTRIA	15 683	49 041	16 606	ITALY	100 306	47 253	16 218
PORTUGAL	246	123	41	UNTD KINGDOM	133 769	97 365	33 546
SPAIN	433	774	261	IRELAND	11 554	8 621	2 897
YUGOSLAVIA	20 364	17 440	5 957	DENMARK	118 455	46 362	16 065
TURKEY	2 388	2 163	781	GREECE	16 954	7 183	2 438
SOVIETUNION	4 413	7 430	2 441	IRELAND	3 298	2 208	749
POLAND	55	739	239	FAROE IS	2 277	638	214
CZECHOSLOVA	6	216	76	NORWAY	151 094	61 922	20 977
HUNGARY	86	366	135	SWEDEN	64 428	35 490	12 195
BULGARIA	146	364	129	FINLAND	24 427	12 564	4 306
NIGERIA	2 006	833	285	SWITZERLAND	443 915	245 139	84 122
ZAIRE	10 410	83 939	28 350	AUSTRIA	361 319	153 132	52 866
MOZAMBIQUE	250	113	44	PORTUGAL	2 217	1 741	598
ZAMBIA	2 518	17 991	6 167	SPAIN	12 208	7 902	2 723
REP S AFRICA	36 235	20 929	7 148	MALTA	302	209	71
USA	62 476	123 887	41 967	YUGOSLAVIA	14 813	8 444	2 893
CANADA	4 815	13 948	4 714	TURKEY	39 757	22 392	7 963
MEXICO	65	273	88	SOVIETUNION	22 524	19 099	6 486
PERU	914	2 002	670	POLAND	4 005	1 755	634
BRAZIL	29	418	138	CZECHOSLOVA	1 564	1 720	600
BOLIVIA	201	231	81	HUNGARY	4 482	6 393	2 198
ARGENTINA	264	638	253	ROMANIA	95	191	75
ISRAEL	409	255	87	BULGARIA	5 896	5 012	1 650
CHINA	6 927	5 853	2 054	CANARY IS	1 192	673	235
SOUTH KOREA	505	1 335	442	MOROCCO	1 022	678	228
JAPAN	19 188	37 267	12 518	ALGERIA	27 901	16 624	6 223
TAIWAN	21	421	129	TUNISIA	3 506	3 342	1 125
AUSTRALIA	82	173	59	LIBYA	147 111	84 258	28 367
EXPORTS	69 648	259 926	87 640	EGYPT	29 892	14 976	5 340
FRANCE	7 546	26 679	8 983	SUDAN	2 064	1 475	491
BELGIUM LUX	5 272	14 492	4 872	MALI	2 917	1 338	441
NETHERLANDS	8 118	21 684	7 157	NIGER	1 728	1 195	396
ITALY	6 330	6 663	2 255	CHAD	209	102	32
UNTD KINGDOM	11 284	32 974	11 258	CAPE VERDE	728	295	113
DENMARK	35	286	99	SENEGAL	532	681	226
GREECE	50	329	110	GAMBIA	1 098	378	114
NORWAY	91	251	84	GUINEA	3 269	1 350	458
SWEDEN	1 781	5 877	1 969	LIBERIA	2 417	1 300	437
FINLAND	62	401	139	IVORY COAST	6 843	2 442	811
SWITZERLAND	2 384	13 398	4 553	GHANA	5 662	3 852	1 315
AUSTRIA	6 263	18 361	6 298	TOGO	1 684	1 150	420
PORTUGAL	81	710	236	BENIN	344	172	61
SPAIN	632	1 402	477	NIGERIA	24 760	13 779	4 648
YUGOSLAVIA	968	4 952	1 726	CAMEROON	1 376	1 251	402
TURKEY	48	360	124	CONGO	5 048	1 421	455
SOVIETUNION	1 409	8 363	2 662	ZAIRE	2 304	1 101	406
POLAND	54	2 446	798	RWANDA	1 382	683	213
CZECHOSLOVA	205	2 012	671	BURUNDI	644	213	74
HUNGARY	37	856	295	ANGOLA	209	141	45
ROMANIA	83	1 474	483	ETHIOPIA	1 907	869	304
BULGARIA	25	278	93	DJIBOUTI	600	291	110
REP S AFRICA	91	927	302	SOMALIA	593	404	131
USA	10 023	43 085	14 594	KENYA	1 765	608	213
CANADA	11	155	51	UGANDA	1 942	705	230
MEXICO	111	722	239	TANZANIA	707	384	134
BRAZIL	179	863	306	SEYCHELLES	1 315	405	142
ISRAEL	67	290	98	MOZAMBIQUE	315	294	114
PAKISTAN	258	1 550	497	REUNION	106	145	48
INDIA	360	3 328	1 114	ZAMBIA	276	113	39
SINGAPORE	7	111	38	REP S AFRICA	11 323	14 344	4 631
CHINA	6	386	134	BOTSWANA	1 594	564	181
SOUTH KOREA	88	996	340	USA	79 071	62 155	21 701
JAPAN	5 440	40 728	13 719	CANADA	56 109	15 428	5 375
TAIWAN	187	1 677	582	MEXICO	801	752	250
				JAMAICA	239	229	74
				ST VINCENT	298	181	58
691 STRUCTURES AND PARTS NES				COLOMBIA	1 479	1 197	425
IMPORTS	2 963 483	978 091	338 165	VENEZUELA	5 560	1 852	635
FRANCE	629 870	146 292	50 774	FRENCH GUIAN	207	245	78
BELGIUM LUX	420 271	128 029	44 287	PERU	341	409	144
NETHERLANDS	619 047	183 549	63 819	BRAZIL	293	383	142
ITALY	127 301	63 566	22 060	CHILE	16 162	3 152	1 015
UNTD KINGDOM	83 511	39 155	13 290	BOLIVIA	374	356	141
IRELAND	4 074	1 948	673	PARAGUAY	3 822	796	308
DENMARK	112 335	52 451	18 205	ARGENTINA	354	1 826	687
GREECE	424	354	120	CYPRUS	1 000	929	319
NORWAY	2 428	2 323	798	LEBANON	475	297	98
SWEDEN	64 563	34 579	11 991	SYRIA	7 018	4 358	1 519
FINLAND	41 763	20 038	6 718	IRAQ	189 062	68 223	24 052
SWITZERLAND	304 015	131 718	45 623	IRAN	9 319	2 873	1 005
AUSTRIA	336 645	125 280	43 088	ISRAEL	8 025	6 730	2 264
PORTUGAL	344	202	67	JORDAN	8 072	3 093	1 071
SPAIN	8 869	6 068	2 041	SAUDI ARABIA	171 330	113 429	38 225
MALTA	182	123	37	KUWAIT	46 754	30 442	10 515
YUGOSLAVIA	25 625	6 586	2 276	BAHRAIN	31 335	19 766	6 442
POLAND	96 546	11 631	3 938	QATAR	2 974	2 999	975
CZECHOSLOVA	14 622	2 389	777	ARAB EMIRAT	54 590	28 713	9 990
				OMAN	12 002	7 028	2 330
				NORTH YEMEN	2 023	832	269

6 IMPORTS AND EXPORTS (SPECIAL TRADE) BY GROUPS OF THE SITC-REV. II AND BY COUNTRIES OF PRODUCTION AND CONSUMPTION 1985

GROUP COUNTRY	DT * 100 KG	1 000 DM	1 000 \$	GROUP COUNTRY	DT * 100 KG	1 000 DM	1 000 \$
SOUTH YEMEN	4 040	3 131	1 000	ZIMBABWE	381	188	72
PAKISTAN	7 547	4 916	1 811	REP S AFRICA	2 626	2 503	846
INDIA	6 311	9 284	3 360	USA	39 248	42 307	14 616
BANGLADESH	1 554	1 493	530	CANADA	932	1 453	474
SRI LANKA	2 600	1 098	415	MEXICO	43	127	42
BURMA	1 490	1 146	416	GUATEMALA	527	1 173	411
THAILAND	4 572	4 457	1 520	EL SALVADOR	192	310	109
INDONESIA	6 255	9 536	3 066	COSTA RICA	323	447	173
MALAYSIA	5 702	5 984	2 115	CUBA	254	99	32
BRUNEI	706	802	280	DOMINIC REP	66	143	50
SINGAPORE	23 425	23 926	8 157	JAMAICA	56	273	88
PHILIPPINES	181	179	59	ST VINCENT	172	123	42
CHINA	5 813	4 326	1 493	BARBADOS	1 232	848	293
SOUTH KOREA	9 453	9 879	3 518	VENEZUELA	1 356	1 071	351
JAPAN	3 763	4 248	1 452	SURINAME	78	114	36
TAIWAN	1 810	1 581	549	ECUADOR	188	433	157
HONG KONG	3 885	6 329	2 175	PERU	168	323	106
AUSTRALIA	8 300	9 894	3 400	BRAZIL	36	84	33
NEW ZEALAND	757	385	127	CHILE	738	1 207	413
TONGA	1 886	536	163	BOLIVIA	158	174	57
				PARAGUAY	358	670	219
				ARGENTINA	167	267	89
				CYPRUS	591	573	202
692 METAL TANKS, BOXES, ETC				LEBANON	1 137	662	216
IMPORTS	872 615	416 365	143 005	SYRIA	3 886	4 516	1 492
FRANCE	99 740	62 010	21 205	IRAQ	9 872	6 523	2 248
BELGIUM LUX	279 310	101 944	35 371	IRAN	15 414	9 234	3 236
NETHERLANDS	114 046	52 880	18 115	ISRAEL	2 474	3 903	1 344
ITALY	32 937	21 413	7 256	JORDAN	4 676	2 508	808
UNITED KINGDOM	67 333	36 049	12 517	SAUDI ARABIA	16 745	15 626	5 329
IRELAND	315	528	197	KUWAIT	4 360	5 415	1 839
DENMARK	25 473	10 198	3 507	BAHRAIN	303	267	92
GREECE	1 150	1 198	440	QATAR	1 068	592	200
NORWAY	1 077	1 269	447	ARAB EMIRAT	7 338	3 927	1 378
SWEDEN	26 138	19 285	6 627	OMAN	1 658	1 233	469
FINLAND	1 125	1 545	550	NORTH YEMEN	3 852	1 861	609
SWITZERLAND	90 024	43 009	14 749	SOUTH YEMEN	1 231	891	298
AUSTRIA	81 595	41 082	13 903	AFGHANISTAN	108	317	112
PORTUGAL	332	303	103	PAKISTAN	909	1 096	382
SPAIN	3 514	2 738	874	INDIA	3 036	2 282	790
GIBRALTAR	93	118	40	BANGLADESH	94	230	79
YUGOSLAVIA	4 393	1 154	394	THAILAND	644	2 020	707
POLAND	17 083	4 958	1 682	INDONESIA	3 651	5 546	1 893
CZECHOSLOVAKIA	7 061	1 721	597	MALAYSIA	145	217	78
HUNGARY	8 267	3 783	1 277	SINGAPORE	315	556	209
ROMANIA	4 111	898	329	CHINA	2 914	2 910	1 021
USA	2 594	5 664	1 930	SOUTH KOREA	1 240	2 432	844
CANADA	73	118	40	JAPAN	2 085	2 612	944
SYRIA	1 085	171	60	TAIWAN	278	306	111
JAPAN	195	440	149	HONG KONG	307	608	195
TAIWAN	98	163	56	AUSTRALIA	1 740	1 672	576
HONG KONG	611	1 344	468	FR POLYNESIA	273	129	48
EXPORTS	1 859 791	969 581	331 919	693 WIRE PRODUCTS NON ELECTR			
FRANCE	189 800	99 167	33 635	IMPORTS	1 451 295	338 582	115 460
BELGIUM LUX	239 381	76 946	26 366	FRANCE	241 479	56 719	19 342
NETHERLANDS	609 690	222 568	76 076	BELGIUM LUX	693 642	166 906	56 722
ITALY	40 712	27 023	9 162	NETHERLANDS	229 038	26 397	9 072
UNITED KINGDOM	89 669	70 263	24 063	ITALY	102 912	22 242	7 695
IRELAND	18 086	10 829	3 809	UNITED KINGDOM	5 805	5 907	2 011
DENMARK	68 541	37 565	12 900	IRELAND	1 901	2 022	679
GREECE	13 476	8 207	2 803	DENMARK	1 544	698	246
ICELAND	2 543	3 341	1 140	NORWAY	362	640	217
NORWAY	11 040	9 640	3 374	SWEDEN	379	549	176
SWEDEN	25 217	19 791	6 796	FINLAND	48	99	32
FINLAND	10 180	6 451	2 321	SWITZERLAND	5 265	4 895	1 718
SWITZERLAND	123 764	73 503	25 224	AUSTRIA	25 028	11 324	3 896
AUSTRIA	164 525	85 418	29 316	PORTUGAL	297	402	139
PORTUGAL	658	779	256	SPAIN	32 390	6 131	2 082
SPAIN	26 964	23 004	7 678	YUGOSLAVIA	6 636	1 143	383
MALTA	354	392	133	POLAND	34 374	5 829	1 961
YUGOSLAVIA	18 819	11 735	4 038	CZECHOSLOVAKIA	26 177	3 270	1 120
TURKEY	3 854	4 149	1 413	REP S AFRICA	2 805	644	237
SOVIET UNION	3 254	3 328	1 168	USA	1 368	6 997	2 329
POLAND	7 402	2 544	881	ISRAEL	587	282	104
CZECHOSLOVAKIA	5 114	2 993	1 063	CHINA	1 691	435	153
HUNGARY	2 388	1 651	589	SOUTH KOREA	31 904	11 634	3 965
ROMANIA	1 211	702	249	JAPAN	3 445	3 222	1 113
BULGARIA	3 129	2 034	722	TAIWAN	65	95	35
ALBANIA	514	262	89	EXPORTS	2 605 051	802 581	275 157
CANARY IS	1 556	923	300	FRANCE	583 058	109 380	37 421
MOROCCO	257	597	189	BELGIUM LUX	288 917	53 150	18 253
ALGERIA	1 852	2 189	716	NETHERLANDS	404 401	95 521	32 683
TUNISIA	441	444	154	ITALY	67 056	40 788	13 917
LIBYA	8 412	5 153	1 680	UNITED KINGDOM	186 620	95 118	32 760
EGYPT	7 359	4 067	1 433	IRELAND	2 976	2 693	931
SUDAN	1 128	1 290	432	DENMARK	115 911	21 411	7 447
MALI	72	117	35	GREECE	16 874	9 529	3 292
UPPER VOLTA	586	743	262	ICELAND	3 490	1 081	368
NIGER	189	327	116	NORWAY	54 765	12 284	4 256
LIBERIA	234	288	99	SWEDEN	107 994	24 569	8 361
GHANA	1 314	849	291	FINLAND	23 911	10 398	3 596
NIGERIA	7 969	6 694	2 170	SWITZERLAND	49 684	21 076	7 251
CAMEROON	188	90	30	AUSTRIA	220 627	42 563	14 560
ZAIRE	702	649	238	PORTUGAL	9 826	4 183	1 519
ANGOLA	1 013	1 046	350	SPAIN	9 186	5 063	1 792
ETHIOPIA	911	400	136	MALTA	669	167	54
SOMALIA	454	211	73	YUGOSLAVIA	5 916	5 165	1 743
KENYA	299	326	124	TURKEY	10 529	5 839	2 030
TANZANIA	471	188	67	SOVIET UNION	12 915	9 370	3 150
MADAGASCAR	66	141	44				
MAURITIUS	248	542	183				
ZAMBIA	1 117	1 993	726				

6 IMPORTS AND EXPORTS (SPECIAL TRADE) BY GROUPS OF THE SITC-REV. II AND BY COUNTRIES OF PRODUCTION AND CONSUMPTION 1985

GROUP COUNTRY	DT * 100 KG	1 000 DM	1 000 \$	GROUP COUNTRY	DT * 100 KG	1 000 DM	1 000 \$
POLAND	30 579	16 225	5 635	YUGOSLAVIA	81 771	11 231	3 815
CZECHOSLOVA	2 181	2 045	723	TURKEY	125	114	42
HUNGARY	4 704	4 186	1 452	SOVIETUNION	475	110	37
ROMANIA	1 692	2 721	958	POLAND	91 304	12 441	4 302
BULGARIA	12 292	5 439	1 931	CZECHOSLOVA	47 005	5 046	1 752
MOROCCO	2 221	612	191	HUNGARY	9 220	1 898	647
ALGERIA	4 882	3 051	1 051	ROMANIA	69 506	11 332	3 900
TUNISIA	202	325	106	BULGARIA	10 880	1 147	396
LIBYA	29 230	4 144	1 431	ALGERIA	765	254	82
EGYPT	11 394	3 446	1 175	REP S AFRICA	4 029	548	191
MALI	320	176	59	USA	16 309	69 112	23 523
SENEGAL	273	89	32	CANADA	116	601	192
GUINEA	661	93	32	BRAZIL	2 120	1 083	368
SIERRA LEONE	690	144	52	LEBANON	848	978	337
LIBERIA	1 681	575	198	ISRAEL	549	663	236
IVORY COAST	2 305	1 102	375	INDIA	1 221	422	146
GHANA	2 633	1 263	428	MALAYSIA	9 057	2 289	770
BENIN	667	209	77	SINGAPORE	19 030	12 207	4 129
NIGERIA	18 371	3 543	1 206	CHINA	137 045	30 072	10 182
CAMEROON	562	238	86	SOUTH KOREA	9 215	3 892	1 323
GABON	430	166	59	JAPAN	36 713	35 482	12 040
CONGO	363	115	41	TAIWAN	30 237	15 658	5 302
ZAIRE	1 190	442	158	HONG KONG	2 527	2 667	909
RWANDA	385	211	75				
BURUNDI	239	106	33	EXPORTS	1 759 474	1 312 089	448 744
ANGOLA	336	163	51	FRANCE	206 560	153 944	52 459
ETHIOPIA	414	295	95	BELGIUM LUX	160 956	119 926	40 988
KENYA	663	340	115	NETHERLANDS	294 783	192 489	65 854
UGANDA	8 978	4 271	1 391	ITALY	60 942	57 778	19 704
TANZANIA	862	395	132	UNITD KINGDOM	128 929	99 517	34 111
ZAMBIA	1 171	325	127	IRELAND	12 604	8 306	2 830
ZIMBABWE	65	165	53	DENMARK	85 788	54 665	18 801
REP S AFRICA	5 362	4 913	1 656	GREECE	8 413	6 511	2 229
USA	119 165	90 185	30 829	ICELAND	2 807	2 275	772
CANADA	37 221	20 351	6 913	NORWAY	35 903	24 560	8 441
MEXICO	2 603	1 838	593	SWEDEN	111 189	88 894	30 438
GUATEMALA	458	258	85	FINLAND	44 183	30 097	10 368
HONDURAS	699	326	106	SWITZERLAND	130 380	106 505	36 424
EL SALVADOR	134	92	32	AUSTRIA	142 254	96 343	32 945
COSTA RICA	1 124	470	170	PORTUGAL	4 147	3 405	1 154
PANAMA	1 596	636	219	SPAIN	27 238	26 312	9 020
CUBA	2 689	1 227	421	MALTA	641	917	313
DOMINIC REP	459	187	62	YUGOSLAVIA	4 665	5 044	1 745
JAMAICA	784	294	109	TURKEY	2 328	2 274	769
TRINIDAD TOB	230	108	39	SOVIETUNION	367	720	258
NETH ANTILL	1 264	790	263	POLAND	3 735	3 295	1 150
COLOMBIA	1 111	746	267	CZECHOSLOVA	1 849	1 625	548
VENEZUELA	1 968	1 766	579	HUNGARY	7 297	6 947	2 385
SURINAME	507	203	72	ROMANIA	118	215	76
ECUADOR	356	110	40	BULGARIA	3 782	2 543	870
PERU	689	853	275	CANARY IS	133	273	91
BRAZIL	6 373	1 657	562	MOROCCO	1 055	621	218
CHILE	3 131	1 813	618	ALGERIA	13 928	8 385	2 827
BOLIVIA	981	345	109	TUNISIA	327	502	160
URUGUAY	510	178	58	LIBYA	862	925	312
ARGENTINA	571	433	156	EGYPT	8 620	6 087	2 126
CYPRUS	412	139	47	SENEGAL	1 400	638	224
SYRIA	1 616	394	136	LIBERIA	1 786	703	247
IRAQ	10 910	3 354	1 205	IVORY COAST	124	117	32
IRAN	12 933	4 617	1 546	GHANA	200	155	50
ISRAEL	4 021	2 552	870	TOGO	494	129	40
JORDAN	1 853	541	180	NIGERIA	2 747	1 764	583
SAUDI ARABIA	15 325	5 285	1 768	CAMEROON	296	132	40
KUWAIT	2 096	733	240	ZAIRE	466	254	84
ARAB EMIRAT	7 064	1 772	599	ANGOLA	315	261	86
OMAN	3 910	1 051	369	ETHIOPIA	203	95	32
PAKISTAN	648	674	225	KENYA	88	133	46
INDIA	409	811	277	TANZANIA	804	393	130
BANGLADESH	2 332	1 061	411	MAURITIUS	102	139	45
SRI LANKA	251	768	245	ZAMBIA	142	123	43
BURMA	1 094	473	175	REP S AFRICA	8 751	6 412	2 822
THAILAND	2 056	1 466	514	USA	124 685	96 951	33 328
INDONESIA	617	600	201	CANADA	5 338	4 031	1 382
MALAYSIA	1 873	2 024	689	MEXICO	1 017	1 925	658
SINGAPORE	4 230	2 084	690	GUATEMALA	316	256	82
PHILIPPINES	187	287	100	HONDURAS	197	161	52
CHINA	11 216	2 947	1 002	EL SALVADOR	231	200	70
SOUTH KOREA	1 596	5 383	1 871	NICARAGUA	93	103	35
JAPAN	813	1 918	661	COSTA RICA	683	604	211
TAIWAN	728	800	258	PANAMA	126	101	34
HONG KONG	2 831	1 887	649	CUBA	113	117	36
AUSTRALIA	2 462	1 642	552	HAITI	723	361	125
NEW ZEALAND	333	223	74	DOMINIC REP	625	367	127
				JAMAICA	432	218	75
				TRINIDAD TOB	149	120	41
				NETH ANTILL	566	218	69
				COLOMBIA	531	504	171
				VENEZUELA	6 199	2 449	874
				SURINAME	478	135	46
				ECUADOR	361	231	76
				PERU	646	529	178
				BRAZIL	913	1 959	673
				CHILE	575	583	194
				URUGUAY	52	107	33
				ARGENTINA	339	916	321
				CYPRUS	834	528	178
				LEBANON	1 482	956	310
				SYRIA	5 052	2 564	872
				IRAQ	7 576	7 033	2 378
				IRAN	16 271	9 739	3 279
				ISRAEL	3 114	3 231	1 084
				JORDAN	2 211	1 285	430
				SAUDI ARABIA	13 731	12 752	4 292
694 STL COPPR NAILS, ETC							
IMPORTS	1 798 466	827 590	283 305				
FRANCE	137 706	64 477	22 163				
BELGIUM LUX	112 901	27 677	9 469				
NETHERLANDS	124 409	46 243	15 919				
ITALY	556 642	230 038	78 641				
UNITD KINGDOM	35 942	41 059	14 140				
IRELAND	7 132	6 661	2 304				
DENMARK	37 034	14 497	4 966				
GREECE	123	131	48				
NORWAY	454	608	199				
SWEDEN	28 194	20 980	7 154				
FINLAND	173	208	69				
SWITZERLAND	80 717	110 558	38 080				
AUSTRIA	42 235	23 498	8 082				
PORTUGAL	153	128	41				
SPAIN	54 441	21 291	7 314				
MALTA	3	92	30				

6 IMPORTS AND EXPORTS (SPECIAL TRADE) BY GROUPS OF THE SITC-REV. II AND BY COUNTRIES OF PRODUCTION AND CONSUMPTION 1985

GROUP COUNTRY	DT * 100 KG	1 000 DM	1 000 \$	GROUP COUNTRY	DT * 100 KG	1 000 DM	1 000 \$
KUWAIT	2 418	1 883	635	SUDAN	1 303	2 019	711
BAHRAIN	1 935	1 521	520	MAURITANIA	145	183	68
QATAR	110	156	54	MALI	242	1 005	347
ARAB EMIRAT	1 412	1 108	376	UPPER VOLTA	225	288	99
OMAN	585	470	156	CHAD	150	102	34
PAKISTAN	423	591	196	CAPE VERDE	85	261	91
INDIA	1 174	2 215	769	SENEGAL	121	236	83
SRI LANKA	386	207	70	GUINEA	89	176	55
BURMA	127	102	34	SIERRA LEONE	123	275	93
THAILAND	369	890	304	LIBERIA	327	788	267
INDONESIA	1 650	1 450	508	IVORY COAST	382	821	287
MALAYSIA	3 935	1 893	661	GHANA	2 542	3 436	1 155
BRUNEI	345	123	37	BENIN	136	390	129
SINGAPORE	5 521	5 052	1 723	NIGERIA	2 239	9 217	3 226
PHILIPPINES	65	140	47	CAMEROON	642	1 390	477
CHINA	200	357	117	CENT AFR REP	250	259	91
SOUTH KOREA	881	1 503	527	GABON	555	3 255	1 099
JAPAN	2 146	3 033	1 025	CONGO	350	552	188
TAIWAN	458	829	295	ZAIRE	1 717	2 970	1 066
HONG KONG	1 008	968	332	RWANDA	853	944	345
AUSTRALIA	10 621	8 567	2 946	BURUNDI	86	252	88
NEW ZEALAND	1 053	743	245	ANGOLA	1 096	4 838	1 695
FR POLYNESIA	131	152	53	ETHIOPIA	716	1 160	400
				DJIBOUTI	53	89	30
695 TOOLS				SOMALIA	598	881	296
IMPORTS	542 025	1 691 827	579 836	KENYA	2 305	4 541	1 534
FRANCE	35 126	133 739	45 938	UGANDA	255	755	267
BELGIUM LUX	50 145	135 325	46 186	TANZANIA	1 346	2 242	784
NETHERLANDS	49 761	116 862	40 275	MOZAMBIQUE	86	240	82
ITALY	47 902	198 993	68 235	MADAGASCAR	214	789	277
UNTD KINGDOM	20 143	87 476	30 145	REUNION	159	252	80
IRELAND	7 612	24 051	8 190	MAURITIUS	156	322	106
DENMARK	5 672	15 780	5 369	ZAMBIA	219	999	341
GREECE	81	1 902	645	ZIMBABWE	315	826	275
NORWAY	1 383	3 081	1 054	MALAWI	203	263	92
SWEDEN	16 014	180 363	61 950	REP S AFRICA	18 590	51 436	17 577
FINLAND	2 309	5 146	1 773	USA	57 137	262 079	89 980
SWITZERLAND	24 996	201 005	69 252	CANADA	10 510	37 880	13 022
AUSTRIA	24 457	107 456	36 780	ST PIERRE	2	98	35
PORTUGAL	424	5 062	1 726	MEXICO	5 317	15 872	5 471
SPAIN	15 412	34 342	11 742	GUATEMALA	1 023	1 885	647
MALTA	59	896	319	BELIZE	58	105	33
YUGOSLAVIA	13 405	21 560	7 387	HONDURAS	365	734	259
TURKEY	1 175	2 103	688	EL SALVADOR	646	1 110	385
SOVIETUNION	2 666	1 502	528	NICARAGUA	95	390	140
POLAND	16 703	10 771	3 678	COSTA RICA	1 924	4 015	1 395
CZECHOSLOVA	4 234	5 409	1 849	PANAMA	511	1 308	439
HUNGARY	8 284	7 872	2 713	CUBA	732	1 928	693
ROMANIA	7 927	3 928	1 354	HAITI	277	441	151
BULGARIA	644	1 324	468	DOMINIC REP	769	1 270	430
TUNISIA	737	1 144	400	GUADELOUPE	92	202	61
REP S AFRICA	176	1 264	430	MARTINIQUE	103	215	68
USA	15 354	140 828	47 835	JAMAICA	303	433	153
CANADA	872	3 983	1 374	ST VINCENT	150	225	73
BRAZIL	3 056	1 341	446	BARBADOS	73	167	54
ISRAEL	978	15 324	5 204	TRINIDAD TOB	383	1 366	475
PAKISTAN	77	416	137	NETH ANTILL	350	782	269
INDIA	15 786	15 612	5 285	COLOMBIA	2 695	6 055	2 043
INDONESIA	13	231	78	VENEZUELA	4 471	11 764	4 053
MALAYSIA	22	121	46	GUYANA	25	110	38
SINGAPORE	529	7 724	2 612	SURINAME	162	310	107
CHINA	43 868	21 498	7 262	ECUADOR	1 870	4 129	1 419
SOUTH KOREA	3 953	4 343	1 472	PERU	1 852	4 509	1 552
JAPAN	27 429	113 151	38 939	BRAZIL	4 126	12 799	4 483
TAIWAN	64 373	48 285	16 482	CHILE	2 585	8 560	2 996
HONG KONG	8 136	9 931	3 360	BOLIVIA	415	953	309
AUSTRALIA	20	238	82	PARAGUAY	383	910	305
EXPORTS	1 055 788	3 467 622	1 190 350	URUGUAY	347	1 006	341
FRANCE	100 741	340 406	116 689	ARGENTINA	1 511	6 675	2 237
BELGIUM LUX	99 255	231 822	80 511	CYPRUS	917	1 922	644
NETHERLANDS	128 405	322 033	110 590	LEBANON	1 777	2 470	814
ITALY	59 662	217 721	74 471	SYRIA	8 543	10 419	3 600
UNTD KINGDOM	60 903	269 199	91 376	IRAQ	2 195	10 197	3 556
IRELAND	7 878	14 759	5 042	IRAN	26 459	107 657	36 678
DENMARK	33 321	99 834	34 364	ISRAEL	6 382	22 113	7 566
GREECE	9 671	22 042	7 492	JORDAN	1 587	2 998	1 020
ICELAND	1 123	2 944	994	SAUDI ARABIA	15 979	37 257	12 617
NORWAY	15 368	58 036	20 103	KUWAIT	2 841	6 993	2 351
SWEDEN	29 392	116 749	39 915	BAHRAIN	889	1 917	636
FINLAND	13 099	47 818	16 456	QATAR	610	1 475	491
SWITZERLAND	62 851	242 900	83 260	ARAB EMIRAT	3 744	12 375	4 184
AUSTRIA	63 273	200 385	68 918	OMAN	1 270	2 687	921
PORTUGAL	5 179	18 238	6 199	NORTH YEMEN	745	1 029	356
SPAIN	16 682	53 839	18 596	SOUTH YEMEN	164	429	154
ANDORRA	71	226	78	AFGHANISTAN	138	122	43
MALTA	754	3 073	1 039	PAKISTAN	1 946	12 527	4 422
YUGOSLAVIA	3 753	29 986	10 440	INDIA	2 216	12 339	4 260
TURKEY	6 184	23 754	8 146	BANGLADESH	517	834	280
SOVIETUNION	5 101	40 062	13 911	SRI LANKA	1 282	1 956	689
POLAND	2 389	18 476	6 391	NEPAL	56	122	42
CZECHOSLOVA	2 519	26 233	9 178	BURMA	1 180	1 289	441
HUNGARY	7 856	34 674	12 173	THAILAND	3 901	12 250	4 214
ROMANIA	328	6 465	2 284	INDONESIA	9 512	15 828	5 251
BULGARIA	2 042	12 396	4 409	MALAYSIA	2 316	6 849	2 342
CANARY IS	651	1 741	591	SINGAPORE	5 621	24 829	8 414
MOROCCO	757	1 763	598	PHILIPPINES	1 132	2 755	942
ALGERIA	8 321	21 573	7 448	MONGOLIA	22	124	39
TUNISIA	450	2 532	856	CHINA	1 436	9 384	3 287
LIBYA	5 483	15 024	4 966	SOUTH KOREA	2 651	16 746	5 787
EGYPT	8 018	22 411	7 706	JAPAN	6 734	47 704	16 337
				TAIWAN	1 407	8 463	2 899
				HONG KONG	3 131	15 554	5 272
				AUSTRALIA	11 123	40 088	13 912
				PAPUA NEW G	691	1 136	386

6 IMPORTS AND EXPORTS (SPECIAL TRADE) BY GROUPS OF THE SITC-REV. II AND BY COUNTRIES OF PRODUCTION AND CONSUMPTION 1985

GROUP COUNTRY	DT = 100 KG	1 000 DM	1 000 \$	GROUP COUNTRY	DT = 100 KG	1 000 DM	1 000 \$
NEW ZEALAND	1 478	4 672	1 612	ECUADOR	219	578	207
NEW CALEDON	112	180	60	PERU	35	186	58
FIJI	485	515	174	BRAZIL	6	142	50
FR POLYNESIA	222	645	220	CHILE	193	1 116	373
696 CUTLERY				BOLIVIA	39	225	74
				PARAGUAY	39	414	147
IMPORTS	117 866	356 585	121 771	URUGUAY	40	164	55
FRANCE	2 733	12 204	4 202	ARGENTINA	234	1 975	676
BELGIUM LUX	538	2 344	752	CYPRUS	953	3 920	1 321
NETHERLANDS	2 499	15 771	5 438	LEBANON	162	751	256
ITALY	12 226	41 999	14 381	SYRIA	173	500	165
UNTD KINGDOM	9 551	36 419	12 470	IRAQ	601	2 863	1 023
IRELAND	280	1 060	358	IRAN	989	2 917	1 025
DENMARK	94	636	221	ISRAEL	746	4 046	1 386
NORWAY	28	186	69	JORDAN	353	1 086	380
SWEDEN	113	635	210	SAUDI ARABIA	3 375	18 482	6 350
FINLAND	315	2 418	840	KUWAIT	589	4 164	1 383
SWITZERLAND	3 822	38 905	13 452	BAHRAIN	97	775	270
AUSTRIA	488	2 223	759	QATAR	111	647	214
PORTUGAL	1 936	2 600	883	ARAB EMIRAT	2 392	8 090	2 782
SPAIN	2 375	10 105	3 432	OMAN	233	1 160	408
TURKEY	214	219	74	NORTH YEMEN	32	103	34
CZECHOSLOVA	78	226	83	AFGHANISTAN	20	145	46
HUNGARY	130	146	49	PAKISTAN	217	787	269
USA	2 446	15 592	5 320	SRI LANKA	72	356	120
BRAZIL	693	2 080	697	THAILAND	104	866	286
PAKISTAN	282	1 124	382	INDONESIA	543	1 390	461
INDIA	21	120	41	MALAYSIA	255	1 652	556
THAILAND	129	608	205	BRUNEI	3	93	37
SINGAPORE	2 136	14 145	4 812	SINGAPORE	580	2 903	983
CHINA	8 232	11 754	3 991	PHILIPPINES	64	565	191
SOUTH KOREA	22 216	40 494	13 701	SOUTH KOREA	139	1 434	456
JAPAN	34 135	84 712	28 930	JAPAN	2 192	15 956	5 469
TAIWAN	6 371	11 098	3 737	TAIWAN	57	756	249
HONG KONG	3 612	6 234	2 105	HONG KONG	622	4 623	1 582
NEW ZEALAND	43	241	87	AUSTRALIA	2 147	12 065	4 098
EXPORTS	139 271	725 286	248 404	PAPUA NEW G	88	288	102
				NEW ZEALAND	277	1 744	599
				FIJI	20	100	40
FRANCE	22 866	102 724	34 964	697 BASE MTL HOUSEHOLD EQUIP			
BELGIUM LUX	6 391	34 894	11 962	IMPORTS	851 226	774 380	266 639
NETHERLANDS	9 281	50 730	17 423	FRANCE	85 387	82 299	28 322
ITALY	13 829	55 524	19 037	BELGIUM LUX	35 083	39 303	13 694
UNTD KINGDOM	12 316	55 339	18 729	NETHERLANDS	67 943	56 022	19 315
IRELAND	863	4 377	1 484	ITALY	242 830	251 319	87 068
DENMARK	4 171	21 083	7 259	UNTD KINGDOM	7 313	14 618	5 073
GREECE	1 356	6 053	2 069	IRELAND	422	1 375	474
ICELAND	176	1 242	416	DENMARK	33 694	30 992	10 924
NORWAY	1 683	10 496	3 631	GREECE	1 181	2 004	683
SWEDEN	2 718	14 267	4 905	NORWAY	10 943	7 009	2 412
FINLAND	1 221	5 958	2 031	SWEDEN	24 060	21 638	7 473
SWITZERLAND	5 356	36 432	12 603	FINLAND	1 786	2 745	954
AUSTRIA	7 299	34 784	12 005	SWITZERLAND	25 699	38 386	13 303
PORTUGAL	2 156	8 606	2 912	AUSTRIA	49 938	32 381	11 168
SPAIN	1 982	9 777	3 343	PORTUGAL	5 399	8 870	3 057
ANDORRA	102	956	321	SPAIN	14 961	20 484	7 007
MALTA	167	1 078	371	YUGOSLAVIA	39 554	16 309	5 605
YUGOSLAVIA	185	2 310	797	TURKEY	3 993	3 930	1 370
TURKEY	867	3 441	1 149	POLAND	5 865	2 234	769
SOVIET UNION	31	814	273	CZECHOSLOVA	15 307	4 202	1 466
POLAND	13	152	52	HUNGARY	19 391	7 137	2 470
CZECHOSLOVA	587	4 776	1 663	ROMANIA	9 471	3 333	1 162
HUNGARY	302	1 815	625	EGYPT	235	525	180
BULGARIA	44	306	104	REP S AFRICA	66	115	41
CANARY IS	41	293	97	USA	3 742	7 800	2 641
MOROCCO	610	1 944	621	CANADA	373	417	134
CEUTA MEL	403	941	313	MEXICO	74	175	59
ALGERIA	348	1 800	624	BRAZIL	56	179	63
TUNISIA	141	416	149	ISRAEL	269	347	118
EGYPT	275	1 009	354	PAKISTAN	129	133	48
LIBERIA	59	134	46	INDIA	4 277	7 521	2 583
IVORY COAST	352	750	258	NEPAL	30	190	63
GHANA	341	574	182	THAILAND	433	596	200
TOGO	78	142	49	SINGAPORE	2 189	4 321	1 474
BENIN	474	786	273	CHINA	13 411	4 693	1 529
NIGERIA	707	896	287	SOUTH KOREA	18 481	24 851	8 248
CAMEROON	1 555	2 270	791	JAPAN	13 800	18 001	6 230
ZAIRE	37	135	49	TAIWAN	79 807	38 733	12 825
ANGOLA	71	281	98	HONG KONG	13 403	18 676	6 264
ETHIOPIA	41	235	78	EXPORTS	1 082 897	1 313 729	451 645
KENYA	114	310	106	FRANCE	152 206	136 947	46 929
MOZAMBIQUE	357	1 150	371	BELGIUM LUX	84 051	85 470	29 286
ZIMBABWE	32	213	79	NETHERLANDS	160 487	188 099	64 996
REP S AFRICA	1 295	6 917	2 338	ITALY	112 280	207 122	71 032
USA	11 390	104 817	36 204	UNTD KINGDOM	93 228	110 322	37 964
CANADA	1 942	15 882	5 451	IRELAND	4 576	4 119	1 430
MEXICO	139	1 558	547	DENMARK	17 882	21 655	7 481
BERMUDA	11	149	47	GREECE	11 148	18 956	6 551
GUATEMALA	121	267	86	ICELAND	1 379	1 718	602
HONDURAS	53	253	89	NORWAY	10 315	11 415	3 960
EL SALVADOR	56	201	68	SWEDEN	8 455	9 565	3 278
COSTA RICA	101	315	111	FINLAND	4 572	6 671	2 290
PANAMA	57	348	118	SWITZERLAND	88 913	90 285	31 127
CUBA	65	419	146	AUSTRIA	149 599	152 120	52 421
HAITI	91	210	67	PORTUGAL	7 370	12 618	4 314
DOMINIC REP	17	94	34	SPAIN	21 548	32 799	11 294
AM VIRGIN IS	16	125	42	ANDORRA	130	291	97
BARBADOS	20	103	35	MALTA	1 195	1 320	465
TRINIDAD TOB	103	272	96	YUGOSLAVIA	4 653	9 286	3 194
NETH ANTILL	72	403	137				
COLOMBIA	147	699	237				
VENEZUELA	2 268	8 588	2 931				

6 IMPORTS AND EXPORTS (SPECIAL TRADE) BY GROUPS OF THE SITC-REV. II AND BY COUNTRIES OF PRODUCTION AND CONSUMPTION 1985

GROUP COUNTRY	DT * 100 KG	1 000 DM	1 000 \$	GROUP COUNTRY	DT * 100 KG	1 000 DM	1 000 \$
TURKEY	2 289	4 220	1 483	HUNGARY	85 215	21 127	7 303
SOVIETUNION	235	461	157	ROMANIA	120 348	15 107	5 223
POLAND	303	354	119	MOROCCO	25	117	39
CZECHOSLOVA	800	1 172	412	TUNISIA	101	164	58
HUNGARY	1 426	2 860	965	MAURITIUS	17	495	169
ROMANIA	79	150	52	REP S AFRICA	684	399	141
BULGARIA	139	241	80	USA	30 917	184 781	63 033
CANARY IS	496	987	336	CANADA	2 268	4 524	1 561
MOROCCO	2 177	691	235	MEXICO	4 106	1 361	473
ALGERIA	13 002	9 699	3 084	BRAZIL	2 203	2 085	696
TUNISIA	3 293	2 512	873	CHILE	513	666	238
LIBYA	426	218	74	ARGENTINA	13	96	31
EGYPT	4 002	4 764	1 698	ISRAEL	3 799	3 625	1 272
SUDAN	207	295	96	INDIA	2 031	1 452	492
CHAD	50	90	30	SRI LANKA	27	492	169
LIBERIA	546	249	89	THAILAND	2 189	3 706	1 231
IVORY COAST	219	197	66	MALAYSIA	468	718	241
TOGO	343	244	79	SINGAPORE	8 056	12 996	4 426
NIGERIA	280	308	100	CHINA	38 896	13 823	4 691
CAMEROON	434	256	88	SOUTH KOREA	1 515	3 602	1 203
CENT AFR REP	278	151	51	JAPAN	41 765	65 620	22 228
CONGO	144	126	42	TAIWAN	20 916	21 353	7 274
ZAIRE	411	315	109	HONG KONG	13 500	18 697	6 282
RWANDA	524	125	43	AUSTRALIA	221	513	176
ANGOLA	146	161	59				
ETHIOPIA	103	108	35	EXPORTS	5 321 579	5 639 085	1 932 596
KENYA	357	196	68	FRANCE	663 476	677 624	231 126
TANZANIA	236	527	178	BELGIUM LUX	555 876	507 447	174 026
ZAMBIA	252	435	138	NETHERLANDS	749 823	634 609	217 446
ZIMBABWE	103	243	86	ITALY	269 249	356 164	122 529
REP S AFRICA	3 464	4 992	1 683	UNITD KINGDOM	448 778	531 539	182 525
USA	25 454	38 358	13 311	IRELAND	22 725	23 723	8 214
CANADA	4 449	8 140	2 837	DENMARK	161 595	152 149	52 327
MEXICO	57	109	41	GREECE	32 789	31 142	10 583
GUATEMALA	338	473	162	ICELAND	4 367	4 444	1 517
HONDURAS	85	117	42	FAROE IS	212	459	158
EL SALVADOR	51	102	35	NORWAY	70 254	85 509	29 442
COSTA RICA	250	261	87	SWEDEN	249 968	314 435	107 780
JAMAICA	124	147	52	FINLAND	65 946	77 234	26 585
TRINIDAD TOB	242	332	112	SWITZERLAND	340 911	401 321	138 056
NETH ANTILL	294	574	198	AUSTRIA	379 057	393 800	134 926
SURINAME	105	174	55	PORTUGAL	19 553	22 230	7 435
ECUADOR	186	291	97	SPAIN	73 765	98 472	33 620
PERU	107	144	47	MALTA	2 152	5 380	1 865
CHILE	636	799	262	YUGOSLAVIA	47 290	47 775	16 576
PARAGUAY	94	130	42	TURKEY	13 823	17 204	5 865
CYPRUS	1 410	2 270	769	SOVIETUNION	70 290	33 160	11 408
LEBANON	2 007	1 954	666	POLAND	14 626	14 924	5 116
SYRIA	4 204	1 239	419	CZECHOSLOVA	23 999	27 725	9 510
IRAQ	1 470	3 049	1 102	HUNGARY	37 472	38 122	13 219
IRAN	624	852	276	ROMANIA	9 085	16 037	5 595
ISRAEL	4 423	6 455	2 193	BULGARIA	9 564	10 544	3 619
JORDAN	2 228	1 839	632	ALBANIA	66	410	132
SAUDI ARABIA	8 628	17 612	6 037	CANARY IS	1 469	1 916	645
KUWAIT	1 420	2 231	758	MOROCCO	6 367	5 287	1 778
BAHRAIN	172	601	199	CEUTA MEL	81	126	41
QATAR	461	1 151	386	ALGERIA	24 879	21 557	7 314
ARAB EMIRAT	5 745	5 528	1 884	TUNISIA	3 437	4 660	1 569
OMAN	685	983	342	LIBYA	10 402	9 371	3 055
NORTH YEMEN	500	482	163	EGYPT	23 857	19 850	6 848
SOUTH YEMEN	170	137	44	SUDAN	2 562	945	311
AFGHANISTAN	629	473	166	MALI	1 556	749	233
PAKISTAN	127	170	58	UPPER VOLTA	112	88	34
BANGLADESH	115	117	39	NIGER	402	155	58
SRI LANKA	361	596	199	SENEGAL	3 146	1 925	606
THAILAND	853	912	321	GAMBIA	206	116	42
INDONESIA	1 947	3 260	1 076	GUINEA	173	156	48
MALAYSIA	866	4 180	1 408	SIERRA LEONE	321	145	48
SINGAPORE	5 129	10 866	3 664	LIBERIA	1 229	1 224	421
PHILIPPINES	123	165	52	IVORY COAST	1 022	982	333
CHINA	60	118	39	GHANA	895	773	264
SOUTH KOREA	4 417	8 788	3 000	TOGO	129	274	91
JAPAN	6 962	11 783	4 092	BENIN	987	647	230
TAIWAN	635	675	227	NIGERIA	29 870	16 725	5 842
HONG KONG	12 937	18 803	6 503	CAMEROON	2 412	1 799	614
AUSTRALIA	8 527	15 928	5 480	GABON	862	815	275
NEW ZEALAND	532	481	166	CONGO	6 199	1 844	645
FR POLYNESIA	88	155	53	ZAIRE	2 546	2 412	826
				RWANDA	291	345	118
				BURUNDI	142	99	34
				ANGOLA	910	1 140	394
				ETHIOPIA	2 703	2 226	729
				DJIBOUTI	85	142	55
				KENYA	1 691	1 989	656
				UGANDA	79	175	61
				TANZANIA	752	684	237
				MADAGASCAR	3 954	1 886	625
				REUNION	169	203	69
				MAURITIUS	469	1 022	352
				ZAMBIA	182	545	190
				ZIMBABWE	735	1 539	488
				MALAWI	381	309	104
				REP S AFRICA	25 445	39 857	13 505
				USA	316 234	362 270	124 021
				CANADA	45 902	57 628	19 882
				MEXICO	4 027	9 548	3 277
				BERMUDA	714	290	89
				GUATEMALA	583	868	292
				HONDURAS	257	414	143
				EL SALVADOR	333	604	201
				NICARAGUA	113	121	40
				COSTA RICA	1 036	1 096	374
				PANAMA	858	1 313	429
699 OTHER METAL MANUFACTURES							
IMPORTS	2 821 586	2 405 516	824 475				
FRANCE	296 766	297 062	101 973				
BELGIUM LUX	184 280	130 215	44 705				
NETHERLANDS	300 041	212 024	72 640				
ITALY	445 398	348 242	119 378				
UNITD KINGDOM	158 849	193 213	66 573				
IRELAND	57 975	61 594	20 790				
DENMARK	193 561	53 552	18 319				
GREECE	4 454	2 687	916				
NORWAY	18 565	11 113	3 839				
SWEDEN	82 810	100 913	34 796				
FINLAND	4 716	8 820	3 025				
SWITZERLAND	149 534	197 354	67 900				
AUSTRIA	319 026	304 730	104 344				
PORTUGAL	17 879	8 163	2 791				
SPAIN	91 980	36 681	12 594				
MALTA	1 734	2 632	902				
YUGOSLAVIA	76 544	35 006	12 037				
TURKEY	1 731	1 594	552				
SOVIETUNION	4 855	1 907	656				
POLAND	85 697	14 000	4 844				
CZECHOSLOVA	45 607	6 225	2 162				

6 IMPORTS AND EXPORTS (SPECIAL TRADE) BY GROUPS OF THE SITC-REV. 11 AND BY COUNTRIES OF PRODUCTION AND CONSUMPTION 1985

GROUP COUNTRY	DT * 100 KG	1 000 DM	1 000 \$	GROUP COUNTRY	DT * 100 KG	1 000 DM	1 000 \$
CUBA	2 618	2 599	860	COLOMBIA	745	1 162	371
HAITI	724	664	220	PERU	1 124	4 098	1 405
DOMINIC REP	737	768	251	BRAZIL	21 607	149 313	50 007
GUADELOUPE	87	109	36	ARGENTINA	19 411	90 232	33 745
MARTINIQUE	91	114	35	LEBANON	1 062	3 365	1 081
JAMAICA	136	254	85	SYRIA	115	203	76
BARBADOS	846	492	165	IRAQ	11 886	30 709	10 612
TRINIDAD TOB	801	1 274	450	IRAN	11 346	26 913	9 906
NETH ANTI-L	465	700	239	JORDAN	365	1 648	534
COLOMBIA	2 671	2 676	904	SAUDI ARABIA	36 713	77 071	25 591
VENEZUELA	9 394	8 866	3 009	KUWAIT	517	11 531	3 503
SURINAME	138	232	78	ARAB EMIRAT	3 352	6 800	2 680
ECUADOR	1 490	2 228	783	OMAN	3 764	10 283	3 358
PERU	3 602	3 451	1 162	PAKISTAN	8 968	36 652	11 920
BRAZIL	5 365	14 703	5 078	INDIA	73 433	169 649	56 933
CHILE	5 997	6 494	2 242	SRI LANKA	1 553	5 334	1 693
BOLIVIA	347	615	197	BURMA	705	6 207	2 023
PARAGUAY	213	374	118	THAILAND	17 853	50 801	18 227
URUGUAY	258	465	154	INDONESIA	6 250	42 351	14 404
ARGENTINA	3 136	5 496	1 871	MALAYSIA	2 843	14 056	4 924
CYPRUS	1 774	2 853	963	SINGAPORE	5 978	35 708	13 831
LEBANON	3 148	3 471	1 180	PHILIPPINES	227	5 375	1 641
SYRIA	18 195	8 901	3 140	CHINA	150 593	257 265	91 743
IRAQ	20 677	19 694	6 658	SOUTH KOREA	18 758	59 186	19 656
IRAN	63 190	53 949	18 132	JAPAN	130	707	245
ISRAEL	23 253	27 084	9 271	TAIWAN	5 447	34 215	11 731
JORDAN	4 880	3 900	1 318	AUSTRALIA	2 641	430	163
SAUDI ARABIA	77 972	76 485	26 184				
KUWAIT	10 179	11 114	3 743	703 INDUSTRIAL PLANT CHAP 85			
BAHRAIN	2 253	2 765	926				
QATAR	715	887	289	EXPORTS	322 746	1 440 979	489 097
ARAB EMIRAT	8 900	10 766	3 648				
OMAN	4 510	5 888	1 957	BELGIUM LUX	202	1 362	441
NORTH YEMEN	1 020	3 114	1 105	ITALY	49	999	397
SOUTH YEMEN	240	694	238	UNTD KINGDOM	302	1 814	575
AFGHANISTAN	535	665	231	SWITZERLAND	295	824	280
PAKISTAN	7 241	7 638	2 712	AUSTRIA	212	754	245
INDIA	12 535	19 995	6 998	SPAIN	508	6 005	2 146
BANGLADESH	1 667	1 204	391	MALTA	372	1 707	554
SRI LANKA	1 360	881	285	YUGOSLAVIA	45	793	279
BURMA	1 388	783	270	TURKEY	3 597	24 242	8 716
THAILAND	6 597	10 060	3 466	SOVIETUNION	19 336	124 334	41 315
INDONESIA	6 885	8 236	2 821	POLAND	569	1 192	387
MALAYSIA	5 287	6 377	2 205	CZECHOSLOVA	76	433	141
SINGAPORE	28 796	31 448	10 652	BULGARIA	262	1 249	469
PHILIPPINES	2 189	2 554	876	ALGERIA	406	1 968	688
MONGOLIA	24	133	46	TUNISIA	1 140	2 570	870
CHINA	2 632	4 128	1 372	LIBYA	49 776	138 499	45 721
NORTH KOREA	411	612	199	EGYPT	3 597	15 436	5 311
SOUTH KOREA	13 884	19 822	6 918	SUDAN	569	1 277	466
JAPAN	27 464	56 061	19 278	MALI	198	409	136
TAIWAN	3 423	6 026	2 038	LIBERIA	757	2 094	715
HONG KONG	8 085	13 354	4 535	TOGO	577	932	330
AUSTRALIA	36 755	54 519	18 813	NIGERIA	627	7 170	2 371
NEW ZEALAND	3 014	4 048	1 380	CAMEROON	949	29 362	11 198
NEW CALEDON	119	231	80	ZAIRE	56	283	107
FIJI	77	265	96	RWANDA	70	346	112
FR POLYNESIA	296	452	156	REP S AFRICA	2 298	42 840	14 310
				BOTSWANA	1 440	1 645	528
700 INDUSTRIAL PLANT CHAP 84				USA	343	6 433	2 344
EXPORTS	892 532	2 428 843	831 406	DOMINIC REP	939	3 787	1 297
FRANCE	4 027	9 295	3 186	COLOMBIA	3 647	20 850	7 172
BELGIUM LUX	28 806	38 427	12 480	VENEZUELA	7 675	26 824	8 629
NETHERLANDS	3 153	3 081	1 190	ARGENTINA	231	6 789	2 461
ITALY	5 866	19 224	6 861	SYRIA	1 529	5 518	1 988
UNTD KINGDOM	13 209	11 720	3 795	IRAQ	5 553	25 246	8 383
GREECE	411	1 529	607	IRAN	17 552	52 516	17 999
FINLAND	2 745	7 033	2 167	JORDAN	1 339	3 835	1 402
SWITZERLAND	1 983	4 798	1 597	SAUDI ARABIA	41 957	194 394	67 760
AUSTRIA	11 972	23 918	8 205	KUWAIT	3 309	30 042	9 667
SPAIN	2 072	24 706	8 229	ARAB EMIRAT	65 775	6 777	2 244
MALTA	494	1 706	565	OMAN	1 465	2 933	1 008
YUGOSLAVIA	3 731	9 768	3 418	PAKISTAN	396	446	163
TURKEY	32 553	140 503	46 173	INDIA	3 286	39 589	13 473
SOVIETUNION	227 273	676 806	227 729	SRI LANKA	4 360	11 136	3 955
POLAND	15 078	32 297	10 461	BURMA	1 033	2 379	779
CZECHOSLOVA	2 476	11 026	3 743	THAILAND	3 337	9 071	3 258
HUNGARY	862	2 984	1 067	INDONESIA	12 964	41 061	15 275
BULGARIA	955	4 328	1 491	MALAYSIA	346	1 611	543
ALBANIA	73	506	194	SINGAPORE	5 130	11 412	4 248
MOROCCO	202	155	45	CHINA	21 292	323 763	111 821
ALGERIA	29 760	74 738	25 909	SOUTH KOREA	3 188	24 113	7 814
TUNISIA	5 042	5 551	1 938	TAIWAN	959	6 064	2 079
LIBYA	23 449	30 644	10 719	AUSTRALIA	218	4 356	1 462
EGYPT	17 053	42 565	14 769	711 STEAM BOILERS & AUX PLNT			
SUDAN	280	580	210				
MALI	2 025	5 776	1 932	IMPORTS	33 417	26 252	9 072
LIBERIA	2 085	7 314	2 603				
GHANA	426	1 242	437	FRANCE	4 188	2 576	839
TOGO	5 293	6 782	2 352	BELGIUM LUX	3 236	2 865	984
NIGERIA	1 058	10 700	3 759	NETHERLANDS	4 888	2 719	911
CAMEROON	4 551	7 847	2 813	ITALY	932	614	212
RWANDA	322	1 451	471	UNTD KINGDOM	4 708	2 181	698
SOMALIA	372	443	163	DENMARK	2 928	3 075	1 047
KENYA	705	563	224	NORWAY	98	220	79
TANZANIA	1 188	2 125	752	SWEDEN	190	825	270
REP S AFRICA	554	1 206	383	FINLAND	1 857	1 871	571
BOTSWANA	7 254	10 969	3 492	SWITZERLAND	163	415	158
USA	23 467	50 958	18 918	AUSTRIA	1 047	264	95
CANADA	768	1 961	658	SPAIN	3 276	5 633	2 207
MEXICO	928	9 319	3 302	YUGOSLAVIA	2 664	621	208
COSTA RICA	267	728	281	POLAND	376	115	37

6 IMPORTS AND EXPORTS (SPECIAL TRADE) BY GROUPS OF THE SITC-REV. II AND BY COUNTRIES OF PRODUCTION AND CONSUMPTION 1985

GROUP COUNTRY	DT * 100 KG	1 000 DM	1 000 \$	GROUP COUNTRY	DT * 100 KG	1 000 DM	1 000 \$
CZECHOSLOVAKIA	2 713	1 334	451	CZECHOSLOVAKIA	349	299	94
USA	51	693	227	HUNGARY	31	346	130
ISRAEL	12	96	32	BULGARIA	19	200	72
EXPORTS	244 109	363 864	123 424	LIBYA	17	123	39
FRANCE	6 466	6 439	2 217	EGYPT	36	128	41
BELGIUM LUX	9 023	12 508	4 498	REP S AFRICA	9	99	38
NETHERLANDS	26 776	24 872	8 216	USA	858	4 435	1 530
ITALY	4 585	9 496	3 261	BRAZIL	3	206	73
UNTD KINGDOM	5 020	8 609	2 816	LEBANON	9	104	40
IRELAND	907	869	293	IRAN	18	501	199
DENMARK	6 840	5 575	2 021	ISRAEL	5	158	48
GREECE	2 476	5 766	1 939	SAUDI ARABIA	102	5 654	2 024
ICELAND	72	140	51	QATAR	3	201	69
NORWAY	248	427	153	CHINA	20	1 400	540
SWEDEN	4 621	6 872	2 271	SOUTH KOREA	8	125	50
FINLAND	1 523	2 014	660	JAPAN	54	168	65
SWITZERLAND	4 162	7 896	2 662	EXPORTS	160 972	867 699	298 090
AUSTRIA	10 866	14 117	4 853	FRANCE	2 911	24 820	8 542
PORTUGAL	5 015	8 666	2 781	BELGIUM LUX	1 880	9 603	3 460
SPAIN	1 984	4 726	1 618	NETHERLANDS	21 172	101 144	34 533
YUGOSLAVIA	2 785	5 702	2 004	ITALY	581	6 741	2 398
TURKEY	39 575	25 734	8 609	UNTD KINGDOM	5 419	15 997	5 449
SOVIET UNION	162	387	140	IRELAND	449	682	219
POLAND	365	1 061	370	DENMARK	818	3 896	1 330
CZECHOSLOVAKIA	4 836	11 837	4 394	GREECE	378	2 138	694
HUNGARY	1 221	1 777	572	NORWAY	1 001	2 156	739
BULGARIA	592	1 535	505	SWEDEN	1 516	3 433	1 166
MOROCCO	97	920	354	FINLAND	1 609	12 076	4 082
ALGERIA	2 145	4 236	1 403	SWITZERLAND	11 935	18 398	6 261
TUNISIA	180	447	158	AUSTRIA	13 883	64 695	21 491
LIBYA	1 058	4 482	1 514	PORTUGAL	315	1 508	485
EGYPT	4 043	5 513	1 823	SPAIN	1 603	7 195	2 395
SENEGAL	62	241	79	YUGOSLAVIA	212	3 804	1 262
IVORY COAST	381	360	125	TURKEY	624	7 082	2 437
GHANA	62	131	46	SOVIET UNION	138	1 456	474
NIGERIA	564	4 246	1 482	POLAND	64	2 579	893
ANGOLA	65	107	42	CZECHOSLOVAKIA	18	198	65
ETHIOPIA	97	519	171	HUNGARY	346	1 363	428
MADAGASCAR	64	183	66	BULGARIA	192	577	226
MAURITIUS	247	264	92	MOROCCO	107	493	166
ZAMBIA	546	704	269	ALGERIA	9 774	36 350	12 693
REP S AFRICA	7 536	20 817	6 969	TUNISIA	31	776	264
USA	5 444	9 008	3 102	LIBYA	671	9 956	3 447
CANADA	495	1 152	390	EGYPT	8 400	30 321	11 569
MEXICO	1 471	3 741	1 276	SUDAN	29	360	120
GUATEMALA	40	134	53	MAURITANIA	2	169	64
ST VINCENT	77	112	34	SENEGAL	300	1 391	432
VENEZUELA	86	182	61	NIGERIA	521	16 220	5 674
ECUADOR	51	156	59	CENT AFR REP	42	138	46
PERU	25	172	57	TANZANIA	2	119	41
CHILE	711	285	105	REP S AFRICA	24 384	182 308	62 216
PARAGUAY	351	844	267	USA	11 756	36 398	12 479
ARGENTINA	28	307	100	CANADA	57	508	185
LEBANON	32	159	60	MEXICO	320	11 338	4 010
SYRIA	606	972	336	PANAMA	10	196	67
IRAQ	2 128	3 176	1 040	DOMINIC REP	44	358	120
IRAN	15 129	39 374	13 047	JAMAICA	14	297	99
ISRAEL	1 513	3 011	1 002	NETH ANTILL	113	1 422	514
JORDAN	536	393	132	PERU	11	470	168
SAUDI ARABIA	267	523	182	BRAZIL	158	5 271	1 693
KUWAIT	3 391	5 981	2 031	CHILE	516	2 930	953
ARAB EMIRAT	17 696	31 567	10 637	ARGENTINA	133	2 201	768
OMAN	98	597	187	SYRIA	27	2 144	727
NORTH YEMEN	410	422	144	IRAQ	283	1 999	697
PAKISTAN	963	1 269	436	IRAN	462	10 620	3 420
INDIA	4 290	10 402	3 586	ISRAEL	927	8 580	3 159
BANGLADESH	545	401	138	JORDAN	16	271	87
SRI LANKA	178	295	110	SAUDI ARABIA	176	5 970	1 927
NEPAL	162	254	89	KUWAIT	891	4 535	1 614
BURMA	417	252	81	BAHRAIN	7	488	173
THAILAND	6 567	8 162	2 783	QATAR	49	3 852	1 456
INDONESIA	9 051	9 860	3 505	ARAB EMIRAT	400	14 931	4 838
MALAYSIA	137	489	169	OMAN	93	1 455	573
SINGAPORE	359	757	254	SOUTH YEMEN	40	342	120
PHILIPPINES	247	683	237	PAKISTAN	899	6 838	2 484
CHINA	2 717	2 367	853	INDIA	20 518	130 110	45 734
SOUTH KOREA	526	785	269	BANGLADESH	71	737	276
JAPAN	89	400	132	SRI LANKA	17	311	110
TAIWAN	1 124	2 425	784	BURMA	329	1 981	641
HONG KONG	6 716	7 255	2 487	THAILAND	120	364	129
AUSTRALIA	1 647	3 778	1 365	INDONESIA	207	4 208	1 439
PAPUA NEW G	406	355	140	MALAYSIA	762	2 003	658
712 STEAM ENGINES TURBINES				BRUNEI	8	265	96
IMPORTS	22 596	72 018	24 982	SINGAPORE	287	1 277	457
FRANCE	735	6 650	2 338	PHILIPPINES	66	1 300	451
BELGIUM LUX	1 742	4 222	1 486	CHINA	315	510	165
NETHERLANDS	3 564	9 347	3 274	SOUTH KOREA	5	250	83
ITALY	1 277	2 236	794	JAPAN	10	260	83
UNTD KINGDOM	425	3 501	1 176	TAIWAN	276	2 175	671
DENMARK	28	2 210	862	AUSTRALIA	8 697	25 693	8 080
GREECE	14	140	55	NEW ZEALAND	504	2 008	689
NORWAY	45	321	108	713 INTRNL COMBUS PISTN ENGN			
SWEDEN	225	150	50	IMPORTS	1 853 892	3 479 859	1 192 893
FINLAND	417	2 297	799	FRANCE	245 281	415 824	143 307
SWITZERLAND	6 420	11 282	3 817	BELGIUM LUX	13 072	36 410	12 307
AUSTRIA	5 729	12 518	4 211	NETHERLANDS	47 318	97 133	33 459
SPAIN	40	1 023	311	ITALY	82 215	172 669	59 420
YUGOSLAVIA	187	1 505	493	UNTD KINGDOM	432 756	750 899	257 790
POLAND	9	146	49	IRELAND	1 597	16 025	5 378

6 IMPORTS AND EXPORTS (SPECIAL TRADE) BY GROUPS OF THE SITC-REV. II AND BY COUNTRIES OF PRODUCTION AND CONSUMPTION 1985

GROUP COUNTRY	DT * 100 KG	1 000 DM	1 000 \$	GROUP COUNTRY	DT * 100 KG	1 000 DM	1 000 \$
DENMARK	36 652	55 124	18 508	ZIMBABWE	291	987	342
GREECE	269	221	79	MALAWI	20	315	107
NORWAY	3 762	10 783	3 742	REP S AFRICA	77 151	222 107	74 355
SWEDEN	16 208	33 317	11 713	SWAZILAND	32	155	49
FINLAND	4 374	12 002	4 079	USA	675 606	1 360 592	470 398
SWITZERLAND	26 437	51 607	17 881	CANADA	18 164	53 650	18 460
AUSTRIA	403 484	924 764	319 027	MEXICO	5 567	13 000	4 453
PORTUGAL	108	212	75	GUATEMALA	210	625	211
SPAIN	130 032	148 163	50 099	HONDURAS	107	375	128
YUGOSLAVIA	66 160	46 782	16 053	EL SALVADOR	1 829	1 137	400
TURKEY	1 621	4 634	1 567	COSTA RICA	234	1 089	379
SOVIET UNION	321	295	97	PANAMA	239	1 377	463
POLAND	7 765	6 834	2 219	CUBA	241	2 513	872
CZECHOSLOVAKIA	474	765	259	DOMINIC REP	110	407	141
HUNGARY	2 820	3 464	1 096	QUADELOUPE	28	176	60
ROMANIA	55	293	106	JAMAICA	44	233	78
REP S AFRICA	1 592	3 991	1 365	BARBADOS	59	520	171
USA	70 464	219 621	74 671	TRINIDAD TOB	44	217	80
CANADA	458	969	311	NETH ANTILL	450	2 449	845
MEXICO	91 167	109 523	37 815	COLOMBIA	2 132	3 353	1 171
VENEZUELA	134	284	101	VENEZUELA	3 350	9 844	3 400
BRAZIL	59 290	145 155	48 724	ECUADOR	2 341	8 910	3 027
ARGENTINA	141	876	304	PERU	1 475	7 376	2 506
IRAQ	575	518	204	BRAZIL	6 998	26 443	9 138
SAUDI ARABIA	100	260	88	CHILE	7 542	14 267	4 914
ARAB EMIRAT	140	262	89	BOLIVIA	102	443	145
INDIA	1 035	2 647	913	PARAGUAY	528	1 353	480
SINGAPORE	445	1 700	591	URUGUAY	1 951	2 714	937
CHINA	224	191	76	ARGENTINA	4 163	14 248	4 727
SOUTH KOREA	58	426	154	CYPRUS	1 210	2 448	828
JAPAN	61 898	135 028	45 542	LEBANON	2 270	2 428	836
TAIWAN	116	296	106	SYRIA	7 089	17 672	6 162
AUSTRALIA	41 824	69 129	23 320	IRAQ	16 703	71 443	24 668
EXPORTS	4 569 673	7 207 943	2 467 595	IRAN	91 270	203 587	71 167
FRANCE	407 806	641 264	219 009	ISRAEL	2 778	8 460	2 874
BELGIUM LUX	335 387	495 272	170 374	JORDAN	3 664	7 724	2 711
NETHERLANDS	184 850	269 957	91 483	SAUDI ARABIA	18 588	69 208	23 372
ITALY	88 651	304 909	103 473	KUWAIT	987	5 294	1 798
UNITED KINGDOM	995 140	603 681	205 978	BAHRAIN	53	454	155
IRELAND	1 117	3 628	1 252	QATAR	163	1 238	420
DENMARK	58 283	106 934	36 578	ARAB EMIRAT	1 560	12 300	4 232
GREECE	54 408	46 416	15 697	OMAN	832	3 954	1 334
ICELAND	301	1 869	637	NORTH YEMEN	126	806	270
FAROE IS	96	683	208	SOUTH YEMEN	1 026	4 411	1 476
NORWAY	15 459	51 218	17 634	AFGHANISTAN	1 654	429	146
SWEDEN	193 525	368 686	124 910	PAKISTAN	866	3 848	1 302
FINLAND	19 846	57 984	19 957	INDIA	15 752	26 481	9 107
SWITZERLAND	29 342	71 620	24 554	BANGLADESH	986	3 275	1 096
AUSTRIA	528 126	384 624	131 757	MALDIVES	46	126	44
PORTUGAL	4 301	20 384	6 952	SRI LANKA	254	842	297
SPAIN	297 074	535 238	183 615	BURMA	43	241	80
MALTA	1 436	4 076	1 353	THAILAND	1 724	7 573	2 593
YUGOSLAVIA	32 639	97 227	33 317	INDONESIA	19 281	58 039	18 673
TURKEY	33 317	97 961	34 073	MALAYSIA	2 120	7 301	2 410
SOVIET UNION	6 684	33 665	10 926	SINGAPORE	10 736	57 040	19 335
POLAND	2 640	13 172	4 483	PHILIPPINES	212	1 054	373
CZECHOSLOVAKIA	1 704	11 079	3 748	CHINA	26 629	68 929	23 911
HUNGARY	5 908	27 525	9 348	SOUTH KOREA	15 148	54 794	18 586
ROMANIA	561	5 655	1 864	JAPAN	9 315	26 921	9 618
BULGARIA	1 859	5 598	1 930	TAIWAN	1 532	5 974	2 106
ALBANIA	25	271	85	HONG KONG	1 626	8 943	3 047
CANARY IS	725	3 423	1 170	AUSTRALIA	49 770	87 505	29 587
MOROCCO	1 911	6 331	2 167	PAPUA NEW G	20	95	32
CEUTA MEL	381	1 094	375	NEW ZEALAND	868	2 592	899
ALGERIA	103 378	203 222	70 356	NEW CALEDON	43	133	47
TUNISIA	7 943	15 698	5 253	VANUATU	12	113	37
LIBYA	2 539	13 551	4 402	FR POLYNESIA	97	504	176
EGYPT	21 231	62 019	21 098	714 ENGINES & MOTORS NES			
SUDAN	730	1 731	613	IMPORTS	39 674	1 873 409	648 020
MALI	412	1 455	492	FRANCE	5 338	202 026	69 650
UPPER VOLTA	25	155	49	BELGIUM LUX	824	31 650	11 309
CAPE VERDE	56	412	148	NETHERLANDS	2 626	63 304	21 571
SENEGAL	780	1 666	571	ITALY	1 723	22 086	7 724
GAMBIA	19	85	33	UNITED KINGDOM	5 352	338 010	118 256
GUIN BISSAU	60	303	92	IRELAND	63	3 784	909
GUINEA	123	583	197	DENMARK	711	11 873	4 188
SIERRA LEONE	216	994	352	GREECE	42	4 070	1 370
LIBERIA	771	2 512	849	ICELAND	5	318	119
IVORY COAST	291	1 474	518	NORWAY	310	26 708	9 015
GHANA	705	2 465	842	SWEDEN	713	12 950	4 533
TOGO	25	198	66	FINLAND	377	2 892	925
BENIN	7	106	38	SWITZERLAND	1 688	40 140	13 604
NIGERIA	2 114	14 738	4 961	AUSTRIA	689	16 157	5 490
CAMEROON	331	1 298	447	PORTUGAL	45	3 688	1 239
CENT AFR REP	95	270	98	SPAIN	247	5 905	2 000
EQUAT GUINEA	27	171	53	MALTA	15	1 541	519
GABON	625	1 832	633	YUGOSLAVIA	11	1 127	418
CONGO	39	186	61	TURKEY	128	6 217	2 420
ZAIRE	483	2 743	917	HUNGARY	281	679	230
RWANDA	43	164	57	ROMANIA	35	707	265
BURUNDI	41	179	57	MOROCCO	22	1 221	410
ANGOLA	509	2 191	1 147	ALGERIA	87	2 751	967
ETHIOPIA	305	1 461	518	TUNISIA	29	1 888	669
SOMALIA	18	232	77	EGYPT	102	12 816	4 411
KENYA	846	6 327	2 179	SUDAN	67	1 500	530
UGANDA	40	312	101	IVORY COAST	1	104	34
TANZANIA	411	4 260	1 394	NIGERIA	8	174	61
MOZAMBIQUE	181	1 525	552	GABON	26	2 329	799
MADAGASCAR	267	1 682	575	CONGO	2	210	84
REUNION	17	108	37	ANGOLA	2	210	74
MAURITIUS	12	116	36	ETHIOPIA	25	3 846	1 339
ZAMBIA	180	787	256				

6 IMPORTS AND EXPORTS (SPECIAL TRADE) BY GROUPS OF THE SITC-REV. II AND BY COUNTRIES OF PRODUCTION AND CONSUMPTION 1985

GROUP COUNTRY	DT * 100 KG	1 000 DM	1 000 \$	GROUP COUNTRY	DT * 100 KG	1 000 DM	1 000 \$
ZIMBABWE	26	722	231	THAILAND	20	2 244	771
REP S AFRICA	87	3 070	1 090	INDONESIA	14	761	286
BOTSWANA		98	34	MALAYSIA	503	84 557	28 288
USA	11 246	657 549	224 884	SINGAPORE	117	13 697	4 372
CANADA	105	13 928	4 902	PHILIPPINES	251	65 793	23 025
MEXICO	44	663	256	SOUTH KOREA	143	5 776	2 203
COLOMBIA	9	441	159	JAPAN	78	736	254
BRAZIL	547	7 406	2 570	HONG KONG	208	44 640	16 705
SYRIA	138	5 514	1 743	AUSTRALIA	205	1 206	412
IRAQ	246	12 465	4 373	POLAR REG	2	761	287
IRAN	1 597	29 259	10 323				
ISRAEL	4	381	122	716 ROTATING ELECTRIC PLANT			
JORDAN	133	16 072	5 308				
SAUDI ARABIA	525	51 063	17 394	IMPORTS	975 297	1 398 239	479 213
KUWAIT	27	3 321	1 210	FRANCE	161 404	223 105	76 363
BAHRAIN	8	866	290	BELGIUM LUX	10 144	35 324	12 216
ARAB EMIPAT	237	2 520	830	NETHERLANDS	15 596	34 526	11 799
NORTH YEMEN	4	264	94	ITALY	95 103	107 659	36 864
SOUTH YEMEN	37	628	222	UNTD KINGDOM	71 463	66 117	22 756
PAKISTAN	6	495	167	IRELAND	5 012	15 201	5 179
INDIA	4	517	181	DENMARK	76 158	60 624	21 072
NEPAL	61	1 541	478	GREECE	1 140	1 647	610
THAILAND	11	862	288	NORWAY	1 999	5 335	1 902
INDONESIA	2	210	67	SWEDEN	28 609	36 746	13 368
MALAYSIA	369	47 585	16 003	FINLAND	6 104	5 719	1 946
BRUNEI	26	726	254	SWITZERLAND	72 028	173 236	59 536
SINGAPORE	169	24 253	8 875	AUSTRIA	155 149	130 490	45 223
PHILIPPINES	445	57 408	19 643	PORTUGAL	37	85	30
CHINA	56	827	291	SPAIN	36 293	58 792	20 033
SOUTH KOREA	38	6 271	2 076	MALTA	68	188	59
JAPAN	1 378	14 427	4 450	YUGOSLAVIA	62 967	57 005	19 481
HONG KONG	370	88 833	33 618	TURKEY	2 163	1 156	387
AUSTRALIA	4	325	117	SOVIETUNION	3 322	2 739	991
NEW ZEALAND	6	730	234	POLAND	10 135	5 480	1 901
EXPORTS	37 761	2 042 200	696 224	CZECHOSLOVA	35 393	13 453	4 652
FRANCE	2 928	241 588	81 566	HUNGARY	24 859	15 153	5 241
BELGIUM LUX	597	37 761	12 146	ROMANIA	512	294	108
NETHERLANDS	1 840	117 106	39 741	BULGARIA	7 480	2 600	916
ITALY	954	34 906	11 744	MOROCCO	14	116	38
UNTD KINGDOM	2 724	236 509	81 723	ALGERIA	1	252	91
IRELAND	18	5 199	1 708	TUNISIA	11	147	53
DENMARK	649	20 632	7 575	LIBYA	171	104	32
GREECE	51	6 189	2 137	EGYPT	226	715	251
ICELAND	2	116	42	LIBERIA	150	136	43
NORWAY	154	32 210	11 135	TOGO	43	165	58
SWEDEN	194	13 411	4 558	NIGERIA	53	165	57
FINLAND	176	16 036	5 485	CONGO	148	100	34
SWITZERLAND	3 610	41 036	14 051	ETHIOPIA	1	155	57
AUSTRIA	735	18 642	6 844	KENYA	51	505	178
PORTUGAL	48	2 707	925	REP S AFRICA	362	739	246
SPAIN	117	5 441	1 737	USA	35 007	194 709	65 735
MALTA	16	2 741	876	CANADA	3 993	8 351	2 823
YUGOSLAVIA	34	4 184	1 439	MEXICO	1 384	2 874	976
TURKEY	306	3 103	997	NETH ANTILL	1	473	184
SOVIETUNION	3 347	125 680	40 056	BRAZIL	739	1 224	408
CZECHOSLOVA	87	1 666	587	ARGENTINA	39	185	67
HUNGARY	5	99	37	SYRIA	122	122	41
ROMANIA	37	2 733	882	IRAQ	636	929	316
MOROCCO	12	992	337	IRAN	139	406	138
ALGERIA	106	4 592	1 589	ISRAEL	364	1 628	547
TUNISIA	7	881	284	JORDAN	8	498	174
LIBYA	21	423	142	SAUDI ARABIA	787	7 607	2 526
EGYPT	83	19 382	6 699	KUWAIT	16	1 456	487
SUDAN	88	5 963	1 879	ARAB EMIRAT	891	319	108
CHAD	4	1 512	601	THAILAND	37	354	135
IVORY COAST	2	200	61	MALAYSIA	12	124	40
NIGERIA	426	21 279	7 819	SINGAPORE	6 679	11 289	4 032
GABON	13	2 412	799	CHINA	10 906	3 731	1 298
CONGO	2	363	137	SOUTH KOREA	19	155	52
ZAIRE	2	337	102	JAPAN	11 780	46 968	16 042
ANGOLA	2	214	85	TAIWAN	2 062	11 567	3 921
ETHIOPIA	25	4 793	1 749	HONG KONG	15 086	44 492	15 122
KENYA	3	108	35	AUSTRALIA	36	151	52
ZIMBABWE	56	3 236	995	EXPORTS	1 182 956	2 755 428	950 314
REP S AFRICA	440	2 819	933	FRANCE	104 448	224 257	76 671
BOTSWANA		91	31	BELGIUM LUX	79 330	125 044	43 028
USA	4 866	433 088	150 828	NETHERLANDS	102 334	205 380	70 766
CANADA	118	4 782	1 613	ITALY	83 617	200 805	68 577
MEXICO	85	523	186	UNTD KINGDOM	69 211	183 419	63 034
COLOMBIA	56	8 437	2 627	IRELAND	3 482	6 728	2 325
VENEZUELA	19	623	202	DENMARK	77 182	117 996	41 251
FRENCH GUIAN	2	187	66	GREECE	12 310	16 172	5 452
BRAZIL	93	709	245	ICELAND	207	482	159
ARGENTINA	13	665	216	NORWAY	29 512	44 783	15 549
LEBANON	36	723	258	SWEDEN	53 215	122 556	42 179
SYRIA	177	12 936	4 083	FINLAND	16 014	35 575	12 226
IRAQ	194	26 409	9 001	SWITZERLAND	101 306	248 535	85 045
IRAN	767	67 393	21 373	AUSTRIA	64 042	114 886	39 557
ISRAEL	19	2 983	943	PORTUGAL	3 201	8 463	2 935
JORDAN	163	39 526	13 779	SPAIN	19 964	38 445	13 167
SAUDI ARABIA	565	80 021	27 204	MALTA	710	2 145	731
KUWAIT	43	6 397	2 256	YUGOSLAVIA	4 058	15 859	5 535
BAHRAIN	92	1 488	547	TURKEY	15 003	38 499	13 369
QATAR	114	1 688	544	SOVIETUNION	4 040	15 545	5 364
ARAB EMIRAT	158	7 391	2 542	POLAND	2 449	8 045	2 750
OMAN	1	237	85	CZECHOSLOVA	3 735	13 740	4 813
NORTH YEMEN	3	625	215	HUNGARY	4 295	15 447	5 324
SOUTH YEMEN	2	135	41	ROMANIA	150	665	226
PAKISTAN	27	566	190	BULGARIA	1 662	6 156	2 140
INDIA	8 593	80 092	26 651	CANARY IS	133	252	83
BANGLADESH	9	138	50	MOROCCO	356	964	320
NEPAL	36	4 446	1 406				

6 IMPORTS AND EXPORTS (SPECIAL TRADE) BY GROUPS OF THE SITC-REV. 11 AND BY COUNTRIES OF PRODUCTION AND CONSUMPTION 1985

GROUP COUNTRY	DT * 100 KG	1 000 DM	1 000 \$	GROUP COUNTRY	DT * 100 KG	1 000 DM	1 000 \$
ALGERIA	6 733	16 382	5 539	NETHERLANDS	13 431	11 898	4 140
TUNISIA	227	912	330	ITALY	5 893	9 268	3 151
LIBYA	7 362	18 138	5 984	UNITD KINGDOM	6 127	18 023	6 204
EGYPT	7 858	19 948	6 737	DENMARK	7 058	22 175	7 607
SUDAN	189	580	193	NORWAY	416	772	262
MAURITANIA	110	296	93	SWEDEN	8 830	39 192	13 375
MALI	130	227	74	FINLAND	498	605	215
UPPER VOLTA	312	1 150	406	SWITZERLAND	6 844	24 338	8 462
NIGER	105	292	103	AUSTRIA	6 704	14 999	5 010
CAPE VERDE	63	149	52	SPAIN	186	339	114
SENEGAL	680	1 765	591	YUGOSLAVIA	177	284	95
GUINEA	521	895	307	TURKEY	19	101	36
SIERRA LEONE	349	525	194	POLAND	372	162	56
LIBERIA	607	1 905	659	CZECHOSLOVA	699	619	211
IVORY COAST	28	118	41	HUNGARY	1 449	2 438	854
GHANA	513	1 102	367	BULGARIA	39	161	52
TOGO	289	610	213	USA	5 750	40 145	13 597
BENIN	75	202	69	CANADA	116	196	70
NIGERIA	6 137	18 642	6 193	ISRAEL	79	120	40
CAMEROON	427	1 462	505	JAPAN	251	1 226	416
CENT AFR REP	102	216	69	TAIWAN	533	453	157
GABON	95	281	92	AUSTRALIA	10	193	67
CONGO	51	160	52				
ZAIRE	363	795	270	EXPORTS	238 827	1 559 102	539 178
RWANDA	133	500	178				
BURUNDI	2 113	4 312	1 515	FRANCE	35 424	480 939	172 135
ANGOLA	307	733	241	BELGIUM LUX	11 201	200 964	74 803
ETHIOPIA	172	477	163	NETHERLANDS	25 750	67 976	23 404
SOMALIA	94	274	96	ITALY	14 076	40 575	13 960
KENYA	404	979	333	UNITD KINGDOM	24 283	45 359	15 631
UGANDA	46	137	49	IRELAND	77	527	175
TANZANIA	211	759	266	DENMARK	3 480	12 257	4 301
MOZAMBIQUE	201	515	168	GREECE	134	509	172
MADAGASCAR	181	385	137	ICELAND	41	176	62
MAURITIUS	146	237	88	FAROE IS	26	310	110
ZAMBIA	26	100	32	NORWAY	1 570	6 813	2 356
ZIMBABWE	295	613	204	SWEDEN	6 521	197 343	62 971
MALAWI	1 562	3 778	1 499	FINLAND	2 198	64 083	19 649
REP S AFRICA	12 347	27 295	9 282	SWITZERLAND	10 912	152 425	50 124
USA	57 054	225 118	78 813	AUSTRIA	20 244	55 428	19 042
CANADA	8 504	20 287	6 912	PORTUGAL	494	1 111	397
MEXICO	757	2 602	929	SPAIN	1 616	8 354	2 803
GUATEMALA	395	1 313	457	YUGOSLAVIA	2 418	8 020	2 727
HONDURAS	184	892	298	TURKEY	1 360	4 098	1 480
EL SALVADOR	43	92	31	SOVIETUNION	841	3 375	1 171
NICARAGUA	46	125	41	POLAND	8 203	6 483	2 274
COSTA RICA	209	350	119	CZECHOSLOVA	787	3 133	1 099
PANAMA	191	588	188	HUNGARY	3 042	6 890	2 379
CUBA	874	2 119	687	ROMANIA	143	285	98
DOMINIC REP	290	1 455	505	BULGARIA	451	1 970	665
JAMAICA	94	273	93	MOROCCO	9	132	43
TRINIDAD TOB	16	115	42	ALGERIA	2 398	5 547	1 964
NETH ANTILL	88	190	62	TUNISIA	83	218	80
COLOMBIA	3 659	8 288	3 043	LIBYA	157	831	279
VENEZUELA	6 255	9 912	3 437	EGYPT	828	4 062	1 514
ECUADOR	312	924	300	MALI	24	126	43
PERU	439	1 870	624	NIGERIA	90	271	90
BRAZIL	8 429	38 623	14 280	GABON	65	183	61
CHILE	3 169	7 856	2 621	ZAIRE	281	909	317
BOLIVIA	168	389	133	BURUNDI	518	1 951	750
URUGUAY	158	373	122	ANGOLA	1 628	6 688	2 040
ARGENTINA	1 457	6 339	2 096	KENYA	17	170	58
CYPRUS	465	924	309	TANZANIA	179	591	214
LEBANON	518	1 239	418	MALAWI	890	3 057	1 090
SYRIA	5 033	11 544	4 077	REP S AFRICA	6 856	14 698	5 523
IRAQ	7 831	20 555	7 014	SWAZILAND	509	1 078	408
IRAN	31 410	78 451	26 277	USA	22 063	44 441	15 254
ISRAEL	1 627	5 937	2 001	CANADA	3 197	5 467	1 869
JORDAN	674	2 183	746	MEXICO	2 328	12 426	4 088
SAUDI ARABIA	27 788	60 146	21 119	GUATEMALA	26	318	105
KUWAIT	1 672	5 915	1 959	COLOMBIA	185	2 052	650
BAHRAIN	159	793	254	VENEZUELA	266	1 129	399
QATAR	90	394	125	ECUADOR	8	152	49
ARAB EMIRAT	3 008	7 671	2 714	PERU	124	1 489	569
OMAN	4 054	10 106	3 332	BRAZIL	6 080	16 129	5 637
NORTH YEMEN	792	3 087	1 051	CHILE	124	669	223
SOUTH YEMEN	622	1 101	391	PARAGUAY	113	254	77
AFGHANISTAN	152	713	267	ARGENTINA	249	1 471	495
PAKISTAN	3 579	10 089	3 467	CYPRUS	13	104	33
INDIA	25 723	101 806	35 501	LEBANON	5	125	46
BANGLADESH	817	2 325	802	SYRIA	26	209	69
SRI LANKA	890	1 406	483	IRAQ	122	1 246	410
BURMA	291	748	243	IRAN	1 133	3 700	1 221
THAILAND	2 751	6 109	2 104	ISRAEL	124	681	232
INDONESIA	15 581	35 101	11 974	JORDAN	22	107	36
MALAYSIA	789	2 615	920	SAUDI ARABIA	243	1 590	521
BRUNEI	151	474	178	KUWAIT	182	365	124
SINGAPORE	3 266	9 207	3 158	ARAB EMIRAT	238	1 628	551
PHILIPPINES	467	1 665	586	OMAN	31	159	53
CHINA	9 273	22 971	8 807	NORTH YEMEN		101	31
SOUTH KOREA	5 435	12 711	4 422	AFGHANISTAN	24	126	44
JAPAN	3 873	11 563	3 979	PAKISTAN	27	336	122
TAIWAN	2 265	7 241	2 471	INDIA	838	3 626	1 255
HONG KONG	1 643	4 955	1 685	SRI LANKA	5 073	19 942	6 776
AUSTRALIA	18 387	41 302	14 445	NEPAL	79	242	79
PAPUA NEW G	219	271	89	BURMA	530	3 868	1 232
NEW ZEALAND	830	2 387	838	INDONESIA	181	712	232
				MALAYSIA	75	240	78
				SINGAPORE	570	2 442	851
				PHILIPPINES	12	348	113
				CHINA	1 226	6 886	2 309
				SOUTH KOREA	1 790	6 394	2 170
				JAPAN	409	2 214	745
				TAIWAN	127	1 006	331
718 OTH POWER GENERATG MACHY							
IMPORTS	76 089	210 016	71 827				
FRANCE	7 955	18 452	6 323				
BELGIUM LUX	2 551	3 418	1 193				

6 IMPORTS AND EXPORTS (SPECIAL TRADE) BY GROUPS OF THE SITC-REV. II AND BY COUNTRIES OF PRODUCTION AND CONSUMPTION 1985

GROUP COUNTRY	DT * 100 KG	1 000 DM	1 000 \$	GROUP COUNTRY	DT * 100 KG	1 000 DM	1 000 \$
HONG KONG	277	1 223	419	BOLIVIA	86	175	59
AUSTRALIA	600	2 496	855	PARAGUAY	621	318	108
NEW ZEALAND	87	399	141	URUGUAY	1 724	2 265	746
721 AGRIC MACHY, EXC TRACTORS				ARGENTINA	156	742	258
				CYPRUS	488	690	229
IMPORTS	757 072	664 732	225 528	SYRIA	1 190	3 336	1 074
FRANCE	164 551	130 230	43 923	IRAQ	38 164	43 308	14 213
BELGIUM LUX	59 377	54 837	18 484	IRAN	78 129	62 303	22 647
NETHERLANDS	116 690	98 876	33 911	ISRAEL	2 310	6 973	2 388
ITALY	95 359	71 019	24 185	JORDAN	291	394	131
UNTD KINGDOM	20 536	25 308	8 541	SAUDI ARABIA	22 874	23 759	7 810
IRELAND	221	233	86	KUWAIT	949	2 877	1 027
DENMARK	75 499	65 692	22 295	BAHRAIN	71	97	34
GREECE	211	237	84	QATAR	14 568	21 293	7 694
NORWAY	14 153	9 624	3 254	ARAB EMIRAT	334	792	284
SWEDEN	9 417	17 273	5 904	OMAN	75	143	49
FINLAND	2 282	2 952	1 016	NORTH YEMEN	313	375	129
SWITZERLAND	6 540	10 609	3 587	PAKISTAN	5 533	10 369	3 365
AUSTRIA	76 141	73 249	24 884	INDIA	125	548	199
SPAIN	1 322	822	282	BANGLADESH	419	891	324
YUGOSLAVIA	7 304	3 121	1 068	BURMA	43	120	39
POLAND	19 142	2 162	747	THAILAND	652	1 118	382
CZECHOSLOVA	5 217	850	288	INDONESIA	981	1 612	544
HUNGARY	42 266	32 529	11 086	MALAYSIA	2 698	2 819	1 059
USA	32 674	54 880	18 393	SINGAPORE	72	398	139
CANADA	40	97	30	PHILIPPINES	110	363	135
INDIA	217	100	35	CHINA	12 162	17 748	5 927
CHINA	1 266	283	100	SOUTH KOREA	276	799	262
JAPAN	6 107	9 384	3 224	JAPAN	15 826	15 921	5 132
EXPORTS	2 286 291	2 436 610	827 179	TAIWAN	936	1 511	546
FRANCE	435 233	452 806	153 511	HONG KONG	68	336	122
BELGIUM LUX	67 649	70 861	24 024	AUSTRALIA	35 942	43 006	14 495
NETHERLANDS	173 738	164 895	56 175	PAPUA NEW G	60	165	54
ITALY	74 976	81 772	27 656	NEW ZEALAND	5 923	7 157	2 421
UNTD KINGDOM	292 341	302 176	102 082	722 TRACTORS NON-ROAD			
IRELAND	19 038	16 966	5 661	IMPORTS	305 421	277 007	94 702
DENMARK	105 200	107 210	37 427	FRANCE	40 777	39 204	13 456
GREECE	30 965	31 867	10 371	BELGIUM LUX	2 347	2 803	966
ICELAND	3 626	2 852	954	NETHERLANDS	11 654	5 670	2 009
NORWAY	32 437	33 383	11 542	ITALY	164 486	151 138	51 436
SWEDEN	76 012	79 130	26 942	UNTD KINGDOM	18 467	18 953	6 513
FINLAND	46 790	47 256	15 847	DENMARK	1 545	1 683	576
SWITZERLAND	74 482	91 730	30 863	SWEDEN	1 081	505	167
AUSTRIA	132 883	131 270	44 298	FINLAND	784	1 149	373
PORTUGAL	6 623	8 000	2 669	SWITZERLAND	1 529	2 345	814
SPAIN	63 788	63 970	20 939	AUSTRIA	23 811	26 925	9 185
MALTA	393	173	62	SPAIN	2 278	1 899	662
YUGOSLAVIA	14 331	18 575	6 388	SOVIETUNION	1 313	401	140
TURKEY	6 283	5 888	1 995	POLAND	806	233	73
SOVIETUNION	10 265	8 836	3 002	CZECHOSLOVA	19 612	6 862	2 378
POLAND	5 323	4 203	1 504	USA	3 957	3 816	1 277
CZECHOSLOVA	4 463	11 428	4 085	CANADA	296	723	270
HUNGARY	61 197	82 112	27 180	JAPAN	10 305	12 473	4 328
ROMANIA	164	212	68	EXPORTS	2 118 433	2 364 849	810 422
BULGARIA	8 538	13 949	4 799	FRANCE	355 572	379 409	129 282
CANARY IS	32	121	41	BELGIUM LUX	47 440	48 998	16 927
MOROCCO	22 976	25 269	8 001	NETHERLANDS	147 226	159 201	54 392
ALGERIA	36 119	33 875	11 244	ITALY	50 387	53 152	18 101
TUNISIA	19 311	17 776	6 043	UNTD KINGDOM	199 111	211 622	71 061
LIBYA	1 419	4 317	1 467	IRELAND	8 307	8 831	2 989
EGYPT	16 453	16 014	5 383	DENMARK	90 963	106 081	37 190
SUDAN	5 471	4 782	1 787	GREECE	58 366	59 959	19 998
CHAD	49	121	41	ICELAND	933	1 162	387
SIERRA LEONE	48	313	99	NORWAY	60 699	67 735	23 537
IVORY COAST	434	654	231	SWEDEN	76 826	88 660	29 882
GHANA	160	334	112	FINLAND	29 149	32 567	11 099
NIGERIA	2 528	3 218	990	SWITZERLAND	45 504	54 482	18 649
GABON	324	797	260	AUSTRIA	68 083	77 633	26 314
CONGO	72	394	132	PORTUGAL	6 570	6 955	2 392
ZAIRE	207	222	72	SPAIN	37 980	30 570	10 694
RWANDA	63	148	49	YUGOSLAVIA	6 408	5 446	1 917
BURUNDI	52	116	41	TURKEY	26 693	36 434	13 275
ANGOLA	123	522	183	SOVIETUNION	1 177	341	124
ETHIOPIA	139	312	111	HUNGARY	1 517	1 169	410
SOMALIA	426	873	338	CZECHOSLOVA	465	1 310	462
KENYA	194	434	158	MOROCCO	513	980	359
TANZANIA	1 020	1 094	411	ALGERIA	16 709	15 148	5 322
SEYCHELLES	17	267	94	TUNISIA	576	1 036	317
MADAGASCAR	163	293	102	LIBYA	36 893	36 382	12 284
REUNION	302	737	228	EGYPT	1 117	235	86
MAURITIUS	41	88	31	SUDAN	1 935	2 237	760
ZAMBIA	237	391	126	MAI	2 720	3 283	1 234
ZIMBABWE	82	201	68	SENEGAL	1 133	2 615	1 008
REP S AFRICA	26 967	28 675	9 682	GAMBIA	91	178	57
USA	109 523	117 340	40 067	GUINEA	216	172	60
CANADA	17 952	17 334	6 011	IVORY COAST	120	210	65
MEXICO	21 283	36 554	13 476	GHANA	299	357	130
GUATEMALA	181	245	90	NIGERIA	915	1 104	351
EL SALVADOR	199	443	164	CAMEROON	56	373	141
COSTA RICA	87	182	60	CENT AFR REP	76	166	62
PANAMA	97	142	50	CONGO	102	140	47
CUBA	242	530	176	ZAIRE	230	376	124
DOMINIC REP	1 414	1 706	563	ETHIOPIA	2 146	3 119	1 015
MARTINIQUE	37	85	30	SOMALIA	1 229	1 355	40
COLOMBIA	435	1 159	404	KENYA	1 257	1 924	731
VENEZUELA	1 087	3 700	1 362	UGANDA	3 339	3 491	1 220
ECUADOR	822	929	351	TANZANIA	272	357	129
PERU	321	381	133	MOZAMBIQUE	1 065	989	328
BRAZIL	322	713	245		74	112	41
CHILE	5 440	5 779	2 143				

6 IMPORTS AND EXPORTS (SPECIAL TRADE) BY GROUPS OF THE SITC-REV. 11 AND BY COUNTRIES OF PRODUCTION AND CONSUMPTION 1985

GROUP COUNTRY	DT = 100 KG	1 000 DM	1 000 \$	GROUP COUNTRY	DT = 100 KG	1 000 DM	1 000 \$
MADAGASCAR	3 883	4 829	1 656	PORTUGAL	7 038	7 530	2 825
MAURITIUS	81	95	33	SPAIN	61 606	68 318	23 694
ZAMBIA	1 132	1 380	520	MALTA	39	137	50
ZIMBABWE	451	556	199	YUGOSLAVIA	99 514	111 909	38 221
REP S AFRICA	20 914	25 499	9 124	TURKEY	133 638	119 159	41 189
USA	430 721	496 707	171 053	SOVIETUNION	82 971	85 198	29 225
CANADA	5 380	9 084	3 121	POLAND	15 929	25 859	9 052
GUATEMALA	209	214	69	CZECHOSLOVA	11 229	29 460	10 447
BELIZE	128	124	42	HUNGARY	22 491	37 763	13 590
HONDURAS	1 409	1 599	558	ROMANIA	15 292	7 348	2 784
EL SALVADOR	360	370	118	BULGARIA	10 797	17 448	6 374
COSTA RICA	582	603	208	ALBANIA	2 497	818	277
PANAMA	702	707	223	CANARY IS	29	115	43
DOMINIC REP	1 218	1 104	363	MOROCCO	2 656	5 530	1 947
JAMAICA	491	475	154	ALGERIA	20 470	50 736	16 781
BARBADOS	320	370	120	TUNISIA	8 077	11 414	3 877
TRINIDAD TOB	681	624	220	LIBYA	52 953	86 930	29 179
COLOMBIA	348	651	221	EGYPT	74 618	86 598	29 217
VENEZUELA	9 326	9 476	3 232	SUDAN	1 203	2 279	818
ECUADOR	11 887	12 045	4 286	MAURITANIA	898	2 007	717
PERU	3 796	5 107	1 742	MALI	741	1 199	417
CHILE	7 349	6 299	2 260	UPPER VOLTA	73	163	57
BOLIVIA	596	594	211	NIGER	53	220	69
PARAGUAY	596	215	73	CHAD	54	130	48
URUGUAY	3 376	3 254	1 163	CAPE VERDE	161	335	119
ARGENTINA	364	578	190	SENEGAL	577	1 099	382
CYPRUS	263	271	101	GUINEA	2 638	3 804	1 323
SYRIA	282	515	177	SIERRA LEONE	1 412	1 783	633
IRAN	36 844	50 616	18 736	LIBERIA	4 391	4 188	1 421
ISRAEL	9 026	11 009	3 680	IVORY COAST	935	1 119	407
JORDAN	1 284	1 630	543	GHANA	4 793	6 377	2 156
SAUDI ARABIA	42 554	53 482	18 192	TOGO	704	682	228
KUWAIT	371	434	141	BENIN	812	993	343
BAHRAIN	200	240	86	NIGERIA	4 788	8 928	3 024
ARAB EMIRAT	1 081	1 450	505	CAMEROON	4 207	5 379	1 785
OMAN	807	1 086	383	CENT AFR REP	67	369	122
NORTH YEMEN	3 657	4 321	1 524	GABON	2 403	6 723	2 245
SOUTH YEMEN	69	106	34	CONGO	1 030	1 349	462
PAKISTAN	7 473	10 421	3 325	ZAIRE	6 228	10 539	3 632
INDIA	71	129	49	RWANDA	535	649	217
THAILAND	2 980	2 998	927	BURUNDI	924	2 746	937
INDONESIA	2 049	2 275	756	ANGOLA	116	172	57
MALAYSIA	1 503	1 198	389	ETHIOPIA	1 799	2 635	935
BRUNEI	51	150	45	DJIBOUTI	483	672	257
PHILIPPINES	243	229	87	SOMALIA	1 996	2 921	1 026
CHINA	703	1 020	355	KENYA	1 689	2 022	694
SOUTH KOREA	250	359	122	UGANDA	622	640	211
JAPAN	6 409	7 165	2 380	TANZANIA	912	2 265	778
TAIWAN	1 315	1 274	418	SEYCHELLES	616	950	310
AUSTRALIA	80 672	99 025	33 210	MOZAMBIQUE	230	512	164
NEW ZEALAND	22 092	23 508	7 929	MADAGASCAR	317	430	153
				REUNION	519	585	207
				MAURITIUS	597	824	290
				MAYOTTE	79	107	39
				ZAMBIA	2 756	4 763	1 657
				ZIMBABWE	166	397	143
				REP S AFRICA	46 882	68 876	23 536
				BOTSWANA	395	379	141
				USA	511 116	484 574	165 963
				CANADA	100 956	106 203	36 984
				GREENLAND	60	108	36
				MEXICO	12 451	19 211	6 745
				GUATEMALA	1 177	1 443	463
				HONDURAS	865	520	174
				NICARAGUA	317	518	182
				COSTA RICA	172	178	62
				CUBA	3 709	6 125	1 926
				BAHAMAS	60	128	49
				GUADELOUPE	136	257	92
				ANTIGUA	204	166	66
				BARBADOS	99	144	52
				NETH ANTILL	749	834	268
				COLOMBIA	11 404	28 482	9 562
				VENEZUELA	7 386	7 564	2 755
				GUYANA	487	1 515	508
				SURINAME	783	1 176	415
				FRENCH GUIAN	608	380	121
				ECUADOR	5 243	6 311	2 119
				PERU	1 300	1 692	594
				BRAZIL	487	1 437	497
				CHILE	7 885	12 255	4 183
				BOLIVIA	280	546	189
				ARGENTINA	2 525	4 133	1 448
				CYPRUS	1 534	1 692	601
				LEBANON	2 320	1 637	536
				SYRIA	32 002	37 197	12 828
				IRAQ	46 738	83 203	28 132
				IRAN	83 389	84 430	27 998
				ISRAEL	3 447	3 711	1 283
				JORDAN	13 249	17 978	6 010
				SAUDI ARABIA	25 702	38 868	13 123
				KUWAIT	4 278	6 354	2 207
				BAHRAIN	1 536	2 690	883
				QATAR	3 110	3 917	1 336
				ARAB EMIRAT	8 143	14 978	5 112
				OMAN	9 034	13 746	4 719
				NORTH YEMEN	2 442	7 851	930
				SOUTH YEMEN	909	1 197	445
				PAKISTAN	7 161	6 730	2 288
				INDIA	39 953	40 742	14 040
				BANGLADESH	2 094	1 801	659
				SRI LANKA	1 901	2 266	766
				NEPAL	81	140	48
				BHUTAN	97	332	132

723 CIVIL ENGINEER EQUIP ETC

IMPORTS	1 434 024	1 211 018	416 614
FRANCE	304 455	237 016	81 534
BELGIUM LUX	220 684	219 135	75 026
NETHERLANDS	95 704	44 324	15 293
ITALY	264 991	138 518	47 565
UNITED KINGDOM	78 189	92 444	31 813
IRELAND	1 784	1 395	488
DENMARK	11 262	7 066	2 467
GREECE	279	537	174
NORWAY	16 832	32 004	11 337
SWEDEN	47 347	56 963	19 382
FINLAND	2 976	7 107	2 497
SWITZERLAND	23 778	30 310	10 436
AUSTRIA	65 189	69 301	23 879
PORTUGAL	244	226	72
SPAIN	4 354	2 735	935
YUGOSLAVIA	28 426	8 916	3 089
TURKEY	298	90	31
SOVIETUNION	2 037	3 681	1 255
POLAND	2 510	1 937	699
CZECHOSLOVA	5 243	2 910	1 061
HUNGARY	49 678	12 050	4 132
USA	63 061	104 737	36 120
CANADA	2 096	2 659	922
BRAZIL	56	93	35
IRAQ	500	346	120
SAUDI ARABIA	104	141	54
ARAB EMIRAT	54	123	41
SINGAPORE	95	174	62
SOUTH KOREA	1 707	654	231
JAPAN	139 720	132 871	45 682
HONG KONG	186	352	113
EXPORTS	4 055 832	4 115 477	1 409 724
FRANCE	412 405	328 581	113 249
BELGIUM LUX	129 542	117 852	40 324
NETHERLANDS	361 107	305 232	103 365
ITALY	180 148	162 638	55 928
UNITED KINGDOM	235 950	269 346	91 281
IRELAND	8 531	8 694	2 930
DENMARK	105 228	99 088	34 490
GREECE	121 004	49 534	16 690
ICELAND	1 810	1 794	602
NORWAY	79 700	86 549	29 867
SWEDEN	100 501	87 969	30 005
FINLAND	32 618	43 059	14 877
SWITZERLAND	104 992	131 727	45 603
AUSTRIA	229 253	196 022	67 072

6 IMPORTS AND EXPORTS (SPECIAL TRADE) BY GROUPS OF THE SITC-REV. II AND BY COUNTRIES OF PRODUCTION AND CONSUMPTION 1985

GROUP COUNTRY	DT * 100 KG	1 000 DM	1 000 \$	GROUP COUNTRY	DT * 100 KG	1 000 DM	1 000 \$
BURMA	754	1 094	355	GHANA	64	617	212
THAILAND	5 781	10 688	3 616	TOGO	31	172	62
INDONESIA	3 860	4 423	1 606	NIGERIA	21 628	71 517	25 294
MALAYSIA	6 514	5 679	2 028	CAMEROON	164	1 544	548
BRUNEI	150	283	97	GABON	30	207	70
SINGAPORE	6 485	10 496	3 536	ZAIRE	277	1 854	629
PHILIPPINES	3 412	3 024	1 029	RWANDA	76	226	82
CHINA	124 551	91 577	31 387	ANGOLA	184	2 498	865
SOUTH KOREA	17 810	23 989	8 102	ETHIOPIA	430	2 792	948
JAPAN	23 074	23 843	8 531	KENYA	2 348	8 236	2 849
TAIWAN	6 719	4 766	1 682	UGANDA	61	479	160
HONG KONG	13 167	18 960	6 681	TANZANIA	1 536	5 568	2 006
AUSTRALIA	51 883	62 387	21 405	MOZAMBIQUE	26	262	89
PAPUA NEW G	486	594	204	MADAGASCAR	396	1 677	543
NEW ZEALAND	6 007	7 029	2 423	REUNION	62	182	62
FR POLYNESIA	311	920	326	MAURITIUS	1 124	5 209	1 724
				ZAMBIA	162	1 903	640
				ZIMBABWE	1 036	4 888	1 604
				MALAWI	124	955	340
724 TEXTILE, LEATHER MACHNRY				REP S AFRICA	23 067	77 903	25 786
IMPORTS	518 956	1 212 049	417 954	BOTSWANA	21	132	42
FRANCE	38 988	97 733	33 611	SWAZILAND	33	157	63
BELGIUM LUX	29 409	64 508	22 300	USA	215 329	855 777	295 972
NETHERLANDS	37 929	66 746	23 109	CANADA	21 140	82 377	28 128
ITALY	105 535	181 584	62 281	MEXICO	45 623	131 209	45 541
UNTD KINGDOM	20 534	51 275	17 680	GUATEMALA	920	4 394	1 503
IRELAND	2 035	1 879	646	HONDURAS	82	515	178
DENMARK	6 928	17 115	5 976	EL SALVADOR	439	1 965	641
GREECE	214	1 062	374	NICARAGUA	64	908	330
ICELAND	23	125	43	COSTA RICA	960	2 899	977
NORWAY	1 858	4 019	1 396	PANAMA	38	282	103
SWEDEN	5 791	22 911	7 836	CUBA	526	4 166	1 518
FINLAND	1 637	2 373	815	HAITI	136	535	176
SWITZERLAND	105 869	366 079	127 455	DOMINIC REP	354	1 165	392
AUSTRIA	20 492	29 099	10 169	JAMAICA	201	495	160
PORTUGAL	3 140	18 065	6 216	TRINIDAD TOB	273	1 017	355
SPAIN	6 424	8 575	2 979	COLOMBIA	3 755	17 377	6 011
MALTA	40	123	45	VENEZUELA	12 342	51 808	18 335
YUGOSLAVIA	34 890	5 900	2 038	SURINAME	23	106	39
TURKEY	1 033	1 835	640	ECUADOR	3 401	11 586	4 076
SOVIETUNION	1 051	1 033	342	PERU	2 381	10 794	3 759
POLAND	4 591	2 134	724	BRAZIL	13 327	68 733	23 571
CZECHOSLOVA	2 302	2 567	899	CHILE	3 264	13 982	4 733
HUNGARY	5 339	4 367	1 516	BOLIVIA	1 463	4 575	1 489
ROMANIA	229	116	41	PARAGUAY	282	1 377	500
REP S AFRICA	1 502	1 370	505	URUGUAY	2 460	8 711	3 017
USA	10 367	50 486	17 146	ARGENTINA	12 409	57 947	19 577
CANADA	87	366	121	CYPRUS	648	4 558	1 602
MEXICO	75	111	39	LEBANON	544	1 865	659
BRAZIL	4 759	9 492	3 235	SYRIA	5 942	17 885	6 274
ARGENTINA	28	102	34	IRAQ	6 385	28 290	9 474
CYPRUS	94	103	39	IRAN	12 494	69 801	24 172
LEBANON	4 671	3 921	1 261	ISRAEL	15 040	56 337	19 355
ISRAEL	252	2 717	984	JORDAN	472	1 294	432
INDIA	2 645	3 687	1 331	SAUDI ARABIA	3 707	9 275	3 074
SINGAPORE	3 105	14 990	5 184	KUWAIT	130	659	223
CHINA	30	129	41	BAHRAIN	55	217	77
SOUTH KOREA	210	1 614	541	QATAR	61	277	90
JAPAN	26 699	112 720	39 160	ARAB EMIRAT	280	1 450	495
TAIWAN	27 609	56 014	18 865	OMAN	130	477	162
HONG KONG	105	354	120	NORTH YEMEN	234	756	284
NEW ZEALAND	110	203	73	SOUTH YEMEN	13	92	31
EXPORTS	1 909 098	6 894 769	2 379 260	AFGHANISTAN	394	1 966	636
FRANCE	97 434	362 926	124 328	PAKISTAN	18 944	41 440	14 382
BELGIUM LUX	53 213	175 838	60 097	INDIA	35 795	105 806	36 118
NETHERLANDS	63 665	168 989	58 212	BANGLADESH	4 020	6 152	2 082
ITALY	128 013	554 120	191 015	SRI LANKA	1 084	3 764	1 303
UNTD KINGDOM	89 050	321 872	110 121	NEPAL	67	380	140
IRELAND	5 884	23 021	7 928	BURMA	52	698	239
DENMARK	17 475	60 183	20 955	THAILAND	7 919	25 225	8 547
GREECE	22 974	72 023	24 558	VIETNAM	34	363	126
ICELAND	545	3 104	1 049	INDONESIA	13 253	43 966	14 650
NORWAY	6 059	20 359	7 044	MALAYSIA	1 361	6 689	2 255
SWEDEN	14 885	50 715	17 364	SINGAPORE	2 035	12 314	4 246
FINLAND	14 070	52 763	18 128	PHILIPPINES	788	6 913	2 368
SWITZERLAND	92 120	223 686	77 047	MONGOLIA	1 338	4 778	1 836
AUSTRIA	64 057	196 056	67 631	CHINA	176 556	620 422	217 778
PORTUGAL	25 610	100 062	34 768	SOUTH KOREA	25 598	93 352	32 022
SPAIN	36 003	118 949	41 506	JAPAN	33 952	148 126	50 378
MALTA	894	4 125	1 418	TAIWAN	59 088	200 491	68 591
YUGOSLAVIA	34 344	178 819	61 747	HONG KONG	21 287	94 034	32 468
TURKEY	113 640	270 313	93 784	MACAO	86	250	83
SOVIETUNION	33 168	183 808	62 803	AUSTRALIA	21 445	84 687	29 220
POLAND	16 949	78 337	26 716	PAPUA NEW G	47	106	34
CZECHOSLOVA	15 046	85 322	30 875	NEW ZEALAND	5 326	18 981	6 382
HUNGARY	15 441	63 504	22 310				
ROMANIA	805	5 369	1 875	725 PAPER ETC MILL MACHINERY			
BULGARIA	16 572	73 414	26 236	IMPORTS	258 525	581 025	202 873
ALBANIA	64	926	309	FRANCE	23 597	53 880	18 901
CANARY IS	94	417	147	BELGIUM LUX	12 219	14 934	5 040
MOROCCO	6 233	26 031	8 967	NETHERLANDS	26 365	31 363	11 017
ALGERIA	18 395	57 539	19 363	ITALY	31 677	58 507	19 984
TUNISIA	3 960	16 399	5 535	UNTD KINGDOM	35 158	125 285	44 927
LIBYA	753	3 634	1 266	IRELAND	78	193	67
EGYPT	27 941	91 852	31 816	DENMARK	5 272	7 745	2 780
SUDAN	758	3 061	1 099	GREECE	212	632	238
MALI	152	630	206	NORWAY	894	2 824	975
UPPER VOLTA	93	936	320	SWEDEN	13 724	32 115	10 890
NIGER	123	152	53	FINLAND	12 352	22 990	8 230
CHAD	235	610	207	SWITZERLAND	36 596	95 344	33 067
SENEGAL	485	1 494	516	AUSTRIA	35 736	46 994	16 195
IVORY COAST	991	4 435	1 575	PORTUGAL	172	119	43

6 IMPORTS AND EXPORTS (SPECIAL TRADE) BY GROUPS OF THE SITC-REV. II AND BY COUNTRIES OF PRODUCTION AND CONSUMPTION 1985

GROUP COUNTRY	DT * 100 KG	1 000 DM	1 000 \$	GROUP COUNTRY	DT * 100 KG	1 000 DM	1 000 \$
SPAIN	4 631	10 249	3 583	THAILAND	1 227	2 649	918
YUGOSLAVIA	384	876	320	VIETNAM	33	154	55
TURKEY	775	1 616	548	INDONESIA	2 577	10 655	3 458
CZECHOSLOVIA	249	527	187	MALAYSIA	1 477	5 645	1 958
HUNGARY	765	1 290	441	SINGAPORE	1 399	5 323	1 907
USA	8 810	45 672	15 645	PHILIPPINES	118	488	166
CANADA	364	4 279	1 479	CHINA	6 590	26 732	9 745
BRAZIL	248	5 181	2 026	SOUTH KOREA	3 678	13 843	4 801
INDIA	349	279	102	JAPAN	29 772	105 366	35 051
SINGAPORE	9	176	62	TAIWAN	2 229	7 483	2 486
JAPAN	6 972	15 669	5 441	HONG KONG	3 568	8 244	2 812
TAIWAN	249	582	209	AUSTRALIA	10 193	37 953	12 922
HONG KONG	44	1 295	437	NEW ZEALAND	3 110	10 170	3 414
AUSTRALIA	161	102	32	FR POLYNESIA	43	113	41
EXPORTS	676 647	1 870 387	644 045	726 PRINTG,BK BINDG MACHY,PTS			
FRANCE	46 993	153 251	53 188	IMPORTS	207 991	648 516	224 207
BELGIUM LUX	23 249	57 014	19 519	FRANCE	22 940	46 896	15 881
NETHERLANDS	48 943	101 251	35 038	BELGIUM LUX	9 192	29 226	10 395
ITALY	24 489	85 031	29 114	NETHERLANDS	23 194	48 916	16 945
UNTD KINGDOM	58 929	142 954	49 491	ITALY	24 567	77 919	26 724
IRELAND	265	1 652	587	UNTD KINGDOM	11 870	40 727	13 995
DENMARK	10 527	29 117	10 023	IRELAND	1 224	3 392	1 196
GREECE	1 640	5 113	1 752	DENMARK	4 802	14 128	4 827
ICELAND	124	356	115	GREECE	108	184	67
NORWAY	5 274	19 432	6 859	NORWAY	1 336	771	279
SWEDEN	51 830	127 851	42 865	SWEDEN	6 281	17 011	5 802
FINLAND	18 045	60 219	20 426	FINLAND	1 880	2 170	759
SWITZERLAND	35 537	82 029	28 315	SWITZERLAND	66 230	217 305	76 245
AUSTRIA	39 745	73 334	24 978	AUSTRIA	12 116	30 104	10 497
PORTUGAL	1 491	3 649	1 268	PORTUGAL	330	727	246
SPAIN	9 219	24 449	8 443	SPAIN	3 363	4 088	1 394
MALTA	46	130	45	YUGOSLAVIA	340	347	126
YUGOSLAVIA	3 360	11 676	4 048	SOVIETUNION	451	425	138
TURKEY	35 451	37 280	13 268	CZECHOSLOVIA	741	1 590	547
SOVIETUNION	5 104	24 939	8 220	HUNGARY	196	100	36
POLAND	2 100	7 171	2 527	BULGARIA	127	130	46
CZECHOSLOVIA	3 506	18 106	6 530	REP S AFRICA	241	264	81
HUNGARY	1 581	6 562	2 324	USA	10 348	85 655	28 883
ROMANIA	90	251	82	CANADA	202	2 596	904
BULGARIA	554	3 128	1 109	BARBADOS	79	656	217
CANARY IS	62	127	47	BRAZIL	172	914	285
MOROCCO	723	1 905	666	ISRAEL	292	1 309	421
ALGERIA	1 109	5 533	1 980	MALAYSIA	19	138	44
TUNISIA	1 150	3 796	1 381	CHINA	15	235	77
LIBYA	131	500	164	JAPAN	4 839	19 464	6 769
EGYPT	7 704	16 553	5 736	HONG KONG	64	485	165
SUDAN	32	142	50	AUSTRALIA	6	116	37
SENEGAL	23	158	49	EXPORTS	1 021 242	4 168 074	1 430 124
IVORY COAST	160	331	109	FRANCE	64 952	292 024	100 499
NIGERIA	701	3 498	1 168	BELGIUM LUX	38 364	156 250	52 391
CAMEROON	104	286	101	NETHERLANDS	63 384	216 431	75 500
ZAIRE	226	948	309	ITALY	59 575	227 685	78 091
ANGOLA	55	168	59	UNTD KINGDOM	93 459	434 783	148 712
ETHIOPIA	112	644	220	IRELAND	1 026	3 708	1 300
KENYA	186	717	246	DENMARK	23 037	95 257	32 861
TANZANIA	229	669	234	GREECE	5 576	12 831	4 504
SEYCHELLES	34	106	33	ICELAND	690	4 533	1 519
MADAGASCAR	36	217	75	NORWAY	16 518	72 734	24 959
MAURITIUS	32	117	43	SWEDEN	26 846	120 414	41 897
ZAMBIA	46	218	69	FINLAND	14 628	65 265	22 598
ZIMBABWE	134	469	158	SWITZERLAND	68 454	183 087	62 857
REP S AFRICA	3 656	20 495	6 955	AUSTRIA	30 623	105 741	36 667
USA	100 501	335 911	116 481	PORTUGAL	3 597	16 686	5 780
CANADA	17 688	53 196	18 870	SPAIN	37 712	107 123	37 255
MEXICO	3 238	12 581	4 457	MALTA	143	484	170
GUATEMALA	177	431	141	YUGOSLAVIA	5 077	17 884	6 120
HONDURAS	93	371	129	TURKEY	6 630	17 153	5 975
EL SALVADOR	91	155	54	SOVIETUNION	9 830	62 183	21 778
NICARAGUA	1 193	208	71	POLAND	3 012	15 489	5 378
COSTA RICA	198	448	160	CZECHOSLOVIA	3 244	15 515	5 717
PANAMA	48	140	48	HUNGARY	1 545	6 998	2 380
CUBA	219	796	251	ROMANIA	55	367	122
HAITI	52	224	86	BULGARIA	4 417	12 604	4 491
DOMINIC REP	67	172	58	CANARY IS	28	168	53
JAMAICA	31	96	31	MOROCCO	1 222	3 983	1 358
BARBADOS	64	172	67	ALGERIA	5 415	36 655	12 436
TRINIDAD TOB	96	379	126	TUNISIA	1 451	7 010	2 455
COLOMBIA	1 366	6 440	2 466	LIBYA	1 402	7 545	2 523
VENEZUELA	1 855	6 211	2 091	EGYPT	4 526	20 779	6 856
ECUADOR	429	1 051	354	SUDAN	852	2 498	876
PERU	309	1 225	422	CHAD	2	99	37
BRAZIL	4 275	16 011	5 306	SENEGAL	51	341	108
CHILE	445	1 867	643	SIERRA LEONE	247	165	61
URUGUAY	51	355	128	IVORY COAST	310	1 774	584
ARGENTINA	1 268	5 638	1 990	GHANA	135	377	130
CYPRUS	77	228	77	BENIN	54	133	46
LEBANON	62	193	64	NIGERIA	2 880	12 483	4 281
SYRIA	3 744	3 977	1 334	CAMEROON	536	1 925	716
IRAQ	305	2 855	1 019	CONGO	26	196	62
IRAN	1 533	9 213	3 119	ZAIRE	276	1 058	370
ISRAEL	2 079	7 234	2 494	RWANDA	13	192	68
JORDAN	435	841	304	BURUNDI	76	837	277
SAUDI ARABIA	1 214	4 250	1 431	ANGOLA	203	1 923	635
KUWAIT	571	2 695	902	ETHIOPIA	565	2 272	742
BAHRAIN	45	115	37	SOMALIA	36	216	79
ARAB EMIRAT	528	1 253	433	KENYA	949	3 947	1 295
NORTH YEMEN	53	208	73	UGANDA	54	421	147
PAKISTAN	6 480	5 924	2 149	TANZANIA	97	556	188
INDIA	13 866	15 352	5 160	SEYCHELLES	12	95	37
BANGLADESH	318	1 300	467				
SRI LANKA	299	803	275				
BURMA	29	450	149				

6 IMPORTS AND EXPORTS (SPECIAL TRADE) BY GROUPS OF THE SITC-REV. II AND BY COUNTRIES OF PRODUCTION AND CONSUMPTION 1985

GROUP COUNTRY	DT = 100 KG	1 000 DM	1 000 \$	GROUP COUNTRY	DT = 100 KG	1 000 DM	1 000 \$
MADAGASCAR	19	183	64	EXPORTS	270 286	1 057 242	364 541
REUNION	67	339	114	FRANCE	19 990	76 266	26 174
MAURITIUS	175	901	326	BELGIUM LUX	10 464	32 081	10 757
ZAMBIA	270	1 205	391	NETHERLANDS	25 224	72 463	25 062
ZIMBABWE	346	1 029	365	ITALY	9 509	39 707	13 588
REP S AFRICA	7 157	31 528	10 450	UNTD KINGDOM	14 374	64 678	22 019
USA	196 891	866 210	296 398	IRELAND	2 841	9 260	3 194
CANADA	22 303	96 360	32 988	DENMARK	7 163	32 479	11 132
MEXICO	7 837	24 398	8 503	GREECE	3 916	10 971	3 757
BERMUDA	94	804	288	ICELAND	731	5 476	1 868
GUATEMALA	1 054	3 971	1 276	FAROE IS	126	1 183	388
HONDURAS	420	2 113	714	NORWAY	5 269	29 356	10 109
EL SALVADOR	818	2 968	1 011	SWEDEN	5 703	21 748	7 526
NICARAGUA	189	905	302	FINLAND	3 883	15 014	5 155
COSTA RICA	844	2 180	745	SWITZERLAND	11 390	41 017	14 019
PANAMA	154	1 136	382	AUSTRIA	13 625	44 651	15 485
CUBA	248	1 270	403	PORTUGAL	325	1 601	548
HAITI	293	1 084	340	SPAIN	1 563	9 844	3 406
BAHAMAS	90	548	174	MALTA	33	133	42
DOMINIC REP	64	381	129	YUGOSLAVIA	3 658	15 765	5 565
JAMAICA	72	515	171	TURKEY	2 559	10 755	3 604
ST LUCIA	41	180	65	SOVIETUNION	9 614	35 482	11 921
BARBADOS	210	1 244	429	POLAND	1 247	8 909	2 979
TRINIDAD TOB	277	1 462	483	CZECHOSLOVA	1 886	11 803	4 395
NETH ANTILL	40	150	49	HUNGARY	2 536	13 050	4 812
COLOMBIA	307	2 097	730	BULGARIA	345	2 654	946
VENEZUELA	4 318	17 269	5 619	CANARY IS	173	1 345	474
GUAYANA	232	1 244	378	MOROCCO	447	1 240	416
SURINAME	49	208	76	ALGERIA	171	1 044	349
ECUADOR	281	1 572	517	TUNISIA	793	1 794	597
PERU	733	3 241	1 098	LIBYA	1 459	6 995	2 388
BRAZIL	5 652	31 769	11 000	EGYPT	4 530	17 355	5 981
CHILE	814	2 552	891	SUDAN	2 450	2 890	1 007
BOLIVIA	119	425	145	MAURITANIA	490	1 459	502
PARAGUAY	353	1 478	550	MALI	76	380	116
URUGUAY	112	717	250	SENEGAL	248	817	270
ARGENTINA	1 327	7 119	2 478	GAMBIA	13	105	37
CYPRUS	447	1 097	365	LIBERIA	161	170	61
LEBANON	80	407	133	IVORY COAST	237	1 040	377
SYRIA	1 707	5 588	1 838	GHANA	37	400	138
IRAQ	708	4 914	1 711	TOGO	68	746	256
IRAN	2 939	13 848	4 800	NIGERIA	4 999	24 356	8 776
ISRAEL	2 322	10 287	3 529	CAMEROON	518	1 299	456
JORDAN	905	3 723	1 298	CONGO	21	146	48
SAUDI ARABIA	3 008	11 157	3 673	ZAIRE	1 441	4 927	1 670
KUWAIT	1 951	12 208	4 102	RWANDA	195	627	201
BAHRAIN	293	1 881	710	BURUNDI	21	141	53
QATAR	32	122	43	ANGOLA	79	526	193
ARAB EMIRAT	1 571	7 574	2 531	ETHIOPIA	17	125	45
OMAN	419	1 429	498	KENYA	1 452	4 797	1 689
NORTH YEMEN	366	2 653	932	TANZANIA	56	309	113
AFGHANISTAN	33	200	74	SEYCHELLES	14	136	45
PAKISTAN	1 890	5 826	2 137	MADAGASCAR	725	1 644	539
INDIA	4 959	24 339	8 125	ZAMBIA	49	337	119
BANGLADESH	1 887	2 454	871	MALAWI	58	297	104
SRI LANKA	835	2 795	946	REP S AFRICA	3 568	13 667	4 571
NEPAL	58	288	93	USA	27 621	118 362	40 825
BURMA	163	896	303	CANADA	5 169	28 331	9 737
THAILAND	3 635	11 009	3 735	ST PIERRE	65	795	316
VIETNAM	10	80	32	MEXICO	1 197	6 806	2 435
INDONESIA	3 911	16 809	5 591	GUATEMALA	103	191	63
MALAYSIA	2 870	11 670	3 966	HONDURAS	1 210	2 726	900
BRUNEI	116	363	111	EL SALVADOR	91	259	80
SINGAPORE	6 857	30 109	10 093	NICARAGUA	34	164	61
PHILIPPINES	228	1 253	406	COSTA RICA	218	1 329	442
CHINA	24 162	102 449	35 607	PANAMA	26	176	60
NORTH KOREA	252	1 264	415	CUBA	38	409	139
SOUTH KOREA	5 307	21 138	7 195	BAHAMAS	538	1 281	483
JAPAN	43 738	184 636	63 260	DOMINIC REP	24	132	47
TAIWAN	6 193	24 741	8 491	BARBADOS	15	187	63
HONG KONG	12 302	36 811	12 542	TRINIDAD TOB	879	4 639	1 674
MACAO	149	404	161	NETH ANTILL	19	130	42
AUSTRALIA	20 696	97 440	33 421	COLOMBIA	190	1 211	422
PAPUA NEW G	15	86	33	VENEZUELA	717	4 776	1 662
NEW ZEALAND	5 717	28 846	9 361	SURINAME	130	108	36
AMER OCEANIA	12	101	32	ECUADOR	236	939	334
NEW CALEDON	8	114	36	PERU	124	708	245
FR POLYNESIA	109	836	290	BRAZIL	635	2 788	938
				CHILE	736	2 240	769
				BOLIVIA	1 658	718	238
				PARAGUAY	40	235	80
				URUGUAY	141	1 826	636
				ARGENTINA	1 422	4 297	1 470
				CYPRUS	141	511	173
				LEBANON	73	210	72
				SYRIA	368	2 434	860
				IRAQ	706	3 316	1 096
				IRAN	3 953	13 510	4 579
				ISRAEL	3 865	11 821	4 195
				JORDAN	32	214	71
				SAUDI ARABIA	2 924	9 886	3 303
				KUWAIT	587	1 939	634
				BAHRAIN	27	93	32
				QATAR	108	367	123
				ARAB EMIRAT	222	1 006	357
				OMAN	263	868	316
				NORTH YEMEN	488	2 618	859
				PAKISTAN	1 788	9 747	3 389
				INDIA	1 124	3 708	1 385
				BANGLADESH	1 193	1 777	639
				SRI LANKA	130	369	124
				THAILAND	4 022	6 000	1 906
				INDONESIA	3 155	13 671	4 518
727 FOOD MACHRY NON-DOMESTIC							
IMPORTS	81 145	201 891	69 860				
FRANCE	9 043	19 401	6 618				
BELGIUM LUX	1 649	4 944	1 688				
NETHERLANDS	17 896	50 559	17 529				
ITALY	13 927	34 876	12 192				
UNTD KINGDOM	3 221	9 309	3 269				
DENMARK	5 012	11 074	3 830				
GREECE	22	94	35				
NORWAY	1 005	1 813	621				
SWEDEN	501	2 535	902				
FINLAND	630	1 997	661				
SWITZERLAND	14 896	30 017	10 356				
AUSTRIA	7 343	20 837	7 232				
SPAIN	1 058	1 495	495				
SOVIETUNION	54	162	57				
POLAND	2 278	3 038	1 056				
HUNGARY	538	285	103				
USA	1 240	5 928	1 999				
ISRAEL	68	195	76				
JAPAN	289	2 093	711				
AUSTRALIA	92	645	223				

6 IMPORTS AND EXPORTS (SPECIAL TRADE) BY GROUPS OF THE SITC-REV. II AND BY COUNTRIES OF PRODUCTION AND CONSUMPTION 1985

GROUP COUNTRY	DT = 100 KG	1 000 DM	1 000 \$	GROUP COUNTRY	DT = 100 KG	1 000 DM	1 000 \$
MALAYSIA	761	2 867	1 018	BENIN	215	1 232	452
SINGAPORE	240	1 089	375	NIGERIA	13 197	42 320	14 541
PHILIPPINES	368	1 303	436	CAMEROON	4 078	8 677	3 106
CHINA	4 562	28 731	10 570	CENT AFR REP	89	424	158
SOUTH KOREA	1 428	4 207	1 524	GABON	384	1 617	556
JAPAN	5 078	23 312	8 008	CONGO	653	2 302	763
TAIWAN	1 028	3 769	1 279	ZAIRE	3 091	9 695	3 386
HONG KONG	587	3 059	1 081	RWANDA	62	300	97
AUSTRALIA	4 229	16 803	5 778	BURUNDI	724	1 621	529
PAPUA NEW G	125	672	232	ANGOLA	148	947	317
NEW ZEALAND	555	2 679	877	ETHIOPIA	1 212	3 340	1 151
WEST SAMOA	27	101	34	DJIBOUTI	199	196	65
				SOMALIA	612	698	225
728 OTH MACHY FOR SPCL INDUS				KENYA	2 295	4 912	1 674
IMPORTS	1 059 578	2 683 744	922 399	UGANDA	874	3 081	1 021
FRANCE	110 477	224 200	77 011	TANZANIA	873	3 213	1 065
BELGIUM LUX	63 721	97 197	33 306	SEYCHELLES	57	239	77
NETHERLANDS	110 546	275 433	94 431	MOZAMBIQUE	152	365	133
ITALY	201 789	346 198	119 599	MADAGASCAR	310	1 336	457
UNTD KINGDOM	56 505	178 157	61 338	REUNION	212	1 055	377
IRELAND	3 253	5 327	1 794	MAURITIUS	255	576	190
DENMARK	20 154	45 916	15 882	ZAMBIA	1 443	4 208	1 423
GREECE	566	848	291	ZIMBABWE	1 004	5 396	1 866
NORWAY	4 317	18 604	6 449	MALAWI	116	411	146
SWEDEN	41 623	116 293	39 937	REP S AFRICA	42 634	121 754	40 627
FINLAND	8 563	16 031	5 462	BOTSWANA	25	270	94
SWITZERLAND	105 598	437 638	150 481	LESOTHO	222	186	64
AUSTRIA	130 071	248 316	85 576	USA	477 773	1 297 858	448 343
PORTUGAL	801	908	305	CANADA	50 238	154 073	53 412
SPAIN	13 705	17 729	6 178	GREENLAND	28	109	43
MALTA	75	142	45	ST PIERRE	31	163	65
YUGOSLAVIA	30 694	13 988	4 902	MEXICO	25 603	82 026	28 994
TURKEY	5 998	2 696	945	GUATEMALA	697	2 540	880
SOVIETUNION	23 145	6 784	2 299	BELIZE	173	289	97
POLAND	8 631	3 389	1 177	HONDURAS	308	1 735	570
CZECHOSLOVA	7 962	4 819	1 702	EL SALVADOR	289	1 736	580
HUNGARY	36 032	15 184	5 363	NICARAGUA	1 539	2 055	659
ROMANIA	4 994	1 628	557	COSTA RICA	1 431	4 466	1 587
BULGARIA	131	399	130	PANAMA	700	5 306	1 701
REP S AFRICA	5 796	2 653	903	CUBA	1 429	8 660	2 965
USA	38 905	416 234	141 876	HAITI	108	281	91
CANADA	3 281	12 464	4 093	DOMINIC REP	886	3 391	1 253
VENEZUELA	37	209	69	GUADELOUPE	149	535	183
BRAZIL	739	1 137	404	MARTINIQUE	356	1 251	420
ISRAEL	526	4 251	1 464	JAMAICA	126	624	216
SAUDI ARABIA	71	185	59	BARBADOS	21	84	31
INDIA	135	149	51	TRINIDAD TOB	918	1 538	520
MALAYSIA	50	350	115	NETH ANTILL	104	388	134
SINGAPORE	98	1 573	558	COLOMBIA	3 155	12 665	4 321
JAPAN	16 649	161 060	55 713	VENEZUELA	11 514	50 487	17 905
TAIWAN	2 850	3 379	1 156	GUYANA	139	408	136
HONG KONG	37	464	164	SURINAME	260	1 359	476
AUSTRALIA	445	946	324	FRENCH GUIAN	270	286	91
EXPORTS	3 731 658	10 220 333	3 533 682	ECUADOR	693	4 531	1 638
FRANCE	327 251	815 720	282 829	PERU	2 578	6 751	2 338
BELGIUM LUX	189 164	395 119	137 272	BRAZIL	5 786	30 010	10 378
NETHERLANDS	222 658	534 227	183 807	CHILE	5 918	17 353	6 005
ITALY	134 967	392 942	136 757	BOLIVIA	698	402	134
UNTD KINGDOM	301 329	841 115	289 003	PARAGUAY	66	244	83
IRELAND	16 950	47 709	16 023	URUGUAY	478	1 861	618
DENMARK	89 077	202 200	70 237	ARGENTINA	5 997	23 694	8 280
GREECE	43 594	59 368	20 130	CYPRUS	937	2 240	747
ICELAND	1 863	4 058	1 401	LEBANON	1 492	3 786	1 284
FAROE IS	33	110	37	SYRIA	10 250	19 287	6 715
NORWAY	49 794	118 473	41 182	IRAQ	31 416	87 158	29 776
SWEDEN	113 171	295 749	101 281	IRAN	40 894	122 520	40 815
FINLAND	48 662	137 663	47 804	ISRAEL	22 503	84 000	29 449
SWITZERLAND	155 280	427 892	147 916	JORDAN	8 497	14 846	5 166
AUSTRIA	194 544	428 938	148 533	SAUDI ARABIA	47 436	101 086	35 036
PORTUGAL	16 187	55 313	19 660	KUWAIT	9 249	24 938	8 717
SPAIN	49 551	155 165	53 464	BAHRAIN	4 557	6 974	2 391
ANDORRA	186	1 223	459	QATAR	1 989	4 506	1 564
MALTA	1 986	7 670	2 615	ARAB EMIRAT	12 648	20 532	7 017
YUGOSLAVIA	54 921	150 878	51 832	OMAN	13 625	15 552	5 140
TURKEY	45 359	101 570	35 365	NORTH YEMEN	5 483	9 923	3 305
SOVIETUNION	82 621	396 893	136 051	SOUTH YEMEN	376	1 182	367
POLAND	50 406	124 444	44 268	AFGHANISTAN	311	473	162
CZECHOSLOVA	38 612	132 589	48 159	PAKISTAN	8 372	20 977	7 355
HUNGARY	29 255	103 765	36 086	INDIA	30 714	51 797	31 224
ROMANIA	1 291	6 448	2 164	BANGLADESH	943	3 914	1 293
BULGARIA	41 710	79 893	28 623	SRI LANKA	2 562	5 606	1 938
ALBANIA	329	812	279	NEPAL	386	1 306	456
CANARY IS	1 112	6 355	2 273	BHUTAN	114	334	131
MOROCCO	3 773	10 847	3 644	BURMA	951	2 576	859
ALGERIA	38 881	87 390	29 877	THAILAND	16 222	46 443	15 846
TUNISIA	4 931	14 677	5 016	LAOS	32	165	61
LIBYA	14 250	33 150	11 509	VIETNAM	18	215	72
EGYPT	56 448	131 826	44 903	INDONESIA	35 990	114 820	39 363
SUDAN	817	5 701	1 986	MALAYSIA	12 522	45 970	15 519
MAURITANIA	56	222	77	SINGAPORE	13 400	48 831	16 543
MALI	757	2 948	988	PHILIPPINES	2 416	11 593	3 966
UPPER VOLTA	26	150	49	MONGOLIA	25	337	116
CAPE VERDE	34	137	47	CHINA	102 446	389 989	138 356
SENEGAL	836	3 137	1 061	NORTH KOREA	6 802	15 522	5 739
GUINEA	1 612	1 656	550	SOUTH KOREA	17 906	94 275	32 044
SIERRA LEONE	608	795	283	JAPAN	40 400	181 245	62 112
LIBERIA	1 375	2 486	845	TAIWAN	16 820	78 000	26 467
IVORY COAST	1 460	5 502	1 892	HONG KONG	14 166	57 709	20 150
GHANA	4 005	6 407	2 203	AUSTRALIA	66 848	161 512	55 989
TOGO	551	1 705	552	PAPUA NEW G	380	829	287
				NEW ZEALAND	18 143	53 058	18 817
				NEW CALEDON	59	260	97
				WEST SAMOA	22	91	34
				FR POLYNESIA	365	680	241

6 IMPORTS AND EXPORTS (SPECIAL TRADE) BY GROUPS OF THE SITC-REV. II AND BY COUNTRIES OF PRODUCTION AND CONSUMPTION 1985

GROUP COUNTRY	DT = 100 KG	1 000 DM	1 000 \$	GROUP COUNTRY	DT = 100 KG	1 000 DM	1 000 \$
736 MACHINE TOOLS FOR METAL							
IMPORTS	908 721	2 221 981	772 282	MALAWI	366	1 159	453
FRANCE	73 961	133 855	46 457	REP S AFRICA	39 358	84 201	27 644
BELGIUM LUX	52 748	60 573	21 249	CANADA	249 415	851 824	296 521
NETHERLANDS	34 971	55 442	19 236	MEXICO	42 903	106 368	37 226
ITALY	110 699	253 592	88 478	GUATEMALA	20 381	79 191	27 418
UNTD KINGDOM	41 835	122 015	43 068	HONDURAS	50	304	102
IRELAND	2 905	6 124	2 130	EL SALVADOR	93	333	105
DENMARK	14 533	18 284	6 300	COSTA RICA	168	588	195
GREECE	79	93	31	PANAMA	563	2 180	774
NORWAY	1 177	3 531	1 169	CUBA	110	695	228
SWEDEN	19 067	72 891	25 093	DOMINIC REP	386	3 096	1 014
FINLAND	2 421	6 541	2 165	BARBADOS	115	432	168
SWITZERLAND	161 473	687 717	238 939	TRINIDAD TOB	122	1 083	409
AUSTRIA	45 364	100 718	34 879	COLOMBIA	62	332	120
PORTUGAL	444	440	158	PERU	494	2 955	1 036
SPAIN	60 592	67 870	23 674	VENEZUELA	2 482	12 689	4 397
YUGOSLAVIA	17 944	14 143	4 890	GUYANA	13	96	35
TURKEY	1 679	978	332	SURINAME	56	276	89
SOVIETUNION	24 916	15 804	5 422	ECUADOR	288	1 325	466
POLAND	9 856	7 906	2 761	BRAZIL	875	2 318	808
CZECHOSLOVA	28 520	23 036	8 012	CHILE	10 240	68 665	24 296
HUNGARY	7 473	10 546	3 633	BOLIVIA	1 494	3 920	1 421
ROMANIA	5 858	2 702	932	URUGUAY	432	1 140	348
BULGARIA	9 691	5 529	1 904	ARGENTINA	403	210	67
REP S AFRICA	215	640	228	CYPRUS	7 819	18 691	6 299
USA	27 764	125 431	42 848	LEBANON	324	335	118
CANADA	269	847	285	SYRIA	263	485	158
BRAZIL	3 382	8 768	3 112	IRAQ	1 935	6 084	2 083
ARGENTINA	354	311	109	IRAN	5 310	29 761	10 578
ISRAEL	916	7 433	2 627	ISRAEL	43 495	159 663	54 229
PAKISTAN	5	112	40	JORDAN	14 214	45 061	15 560
INDIA	2 606	2 263	797	SAUDI ARABIA	1 507	4 652	1 544
SINGAPORE	1 402	3 666	1 281	KUWAIT	10 203	27 447	9 367
CHINA	8 459	6 614	2 276	BAHRAIN	704	2 033	689
SOUTH KOREA	5 367	9 763	3 307	QATAR	4 368	8 106	2 616
JAPAN	107 291	365 410	127 491	ARAB EMIRAT	104	184	54
TAIWAN	22 324	18 860	6 429	OMAN	897	1 637	566
AUSTRALIA	81	1 204	432	NORTH YEMEN	682	1 571	533
EXPORTS	2 041 474	6 609 517	2 289 660	SOUTH YEMEN	863	3 787	1 279
FRANCE	146 872	454 815	157 955	AFGHANISTAN	243	836	261
BELGIUM LUX	76 124	191 636	66 631	PAKISTAN	26	118	43
NETHERLANDS	110 331	255 859	89 199	INDIA	11 689	30 382	10 901
ITALY	108 116	268 485	91 852	BANGLADESH	40 854	125 723	42 341
UNTD KINGDOM	123 037	429 089	148 245	NEPAL	1 226	5 224	1 922
IRELAND	3 876	15 318	5 221	SRI LANKA	522	1 182	409
DENMARK	35 429	98 879	34 704	VIETNAM	28	126	50
GREECE	9 853	15 971	5 394	BHUTAN	43	185	72
ICELAND	172	808	260	BURMA	812	3 625	1 211
NORWAY	16 380	51 685	18 245	THAILAND	24 752	27 136	9 383
SWEDEN	64 807	255 765	89 127	INDONESIA	51	108	36
FINLAND	22 061	62 742	22 062	MALAYSIA	11 047	21 933	7 364
SWITZERLAND	123 185	378 464	131 119	SINGAPORE	3 567	13 055	4 358
AUSTRIA	83 830	276 323	96 252	PHILIPPINES	4 208	18 765	6 388
PORTUGAL	6 073	22 387	7 629	CHINA	357	2 395	793
SPAIN	27 610	79 852	27 589	NORTH KOREA	75 250	240 272	85 856
MALTA	358	959	308	SOUTH KOREA	191	1 924	625
YUGOSLAVIA	56 979	141 562	48 116	JAPAN	16 143	66 906	23 131
TURKEY	56 925	73 072	25 428	TAIWAN	32 949	163 469	56 316
SOVIETUNION	107 166	569 866	194 501	HONG KONG	11 037	31 194	10 447
POLAND	13 580	74 021	25 577	AUSTRALIA	3 172	10 398	3 548
CZECHOSLOVA	17 513	96 425	35 680	NEW ZEALAND	20 440	87 319	30 258
HUNGARY	16 819	52 006	17 935	FR POLYNESIA	1 425	6 400	2 245
ROMANIA	2 461	9 000	3 257	IMPORTS	43	158	54
BULGARIA	33 267	141 908	49 297	FRANCE	95 904	79 260	28 347
ALBANIA	410	259	79	BELGIUM LUX	149 158	57 159	19 941
CANARY IS	57	113	34	NETHERLANDS	22 726	29 510	10 100
MOROCCO	989	1 262	428	ITALY	80 427	95 568	33 526
ALGERIA	22 573	73 432	25 456	UNTD KINGDOM	33 153	26 071	8 957
TUNISIA	1 738	6 985	2 348	IRELAND	172	896	313
LIBYA	3 846	16 672	5 609	DENMARK	4 814	9 055	3 148
EGYPT	17 898	71 164	25 243	GREECE	937	703	232
SUDAN	345	1 621	568	NORWAY	721	1 064	393
MAURITANIA	278	1 337	458	SWEDEN	21 020	21 158	7 270
MALI	83	127	46	FINLAND	3 705	6 285	2 252
CAPE VERDE	64	123	48	SWITZERLAND	19 331	95 322	33 022
SENEGAL	144	230	79	AUSTRIA	36 298	39 040	13 607
GUINEA	39	100	34	SPAIN	16 411	11 310	4 011
SIERRA LEONE	28	96	31	YUGOSLAVIA	12 477	5 598	1 912
LIBERIA	167	428	144	TURKEY	72	116	41
IVORY COAST	187	605	219	SOVIETUNION	1 409	314	104
GHANA	387	1 166	401	POLAND	8 116	2 988	1 036
BENIN	41	209	77	CZECHOSLOVA	1 094	837	272
NIGERIA	3 047	10 672	3 579	HUNGARY	11 280	4 928	1 711
CAMEROON	105	434	152	ROMANIA	778	115	40
CENT AFR REP	108	304	114	BULGARIA	194	460	144
GABON	75	275	88	USA	3 125	40 483	13 725
CONGO	121	420	142	CANADA	79	1 334	421
ZAIRE	268	947	327	MEXICO	1 307	195	59
BURUNDI	50	645	216	BRAZIL	328	182	56
ANGOLA	193	1 669	581	ISRAEL	99	756	260
ETHIOPIA	51	230	76	JAPAN	4 491	8 572	2 921
SOMALIA	103	393	134	TAIWAN	144	643	216
KENYA	260	1 190	416	HONG KONG	1 032	1 888	625
UGANDA	510	1 949	626	AUSTRALIA	75	254	79
TANZANIA	335	1 428	489	EXPORTS	1 023 042	1 450 473	499 550
MADAGASCAR	7	102	34	FRANCE	162 959	134 953	46 427
MAURITIUS	85	212	74	BELGIUM LUX	227 021	133 568	45 829
ZAMBIA	54	269	88				
ZIMBABWE	155	963	317				

6 IMPORTS AND EXPORTS (SPECIAL TRADE) BY GROUPS OF THE SITC-REV. 11 AND BY COUNTRIES OF PRODUCTION AND CONSUMPTION 1985

GROUP COUNTRY	DT * 100 KG	1 000 DM	1 000 \$	GROUP COUNTRY	DT * 100 KG	1 000 DM	1 000 \$
NETHERLANDS	62 476	90 104	30 856	AUSTRIA	88 467	121 595	41 579
ITALY	40 649	101 417	35 508	PORTUGAL	117	121	41
UNITED KINGDOM	38 321	91 817	31 672	SPAIN	30 860	27 992	9 543
IRELAND	743	2 505	867	MALTA	15	89	31
DENMARK	7 969	27 775	9 543	YUGOSLAVIA	6 340	5 336	1 860
GREECE	4 217	5 506	1 855	TURKEY	1 328	866	300
ICELAND	90	497	165	POLAND	1 135	420	141
NORWAY	29 131	16 687	5 774	CZECHOSLOVAKIA	3 328	1 541	534
SWEDEN	21 037	40 242	13 857	HUNGARY	8 080	4 171	1 428
FINLAND	12 209	22 498	7 700	BULGARIA	41	573	174
SWITZERLAND	22 849	53 752	18 572	ALGERIA		147	47
AUSTRIA	40 727	59 095	20 328	EGYPT	5	540	168
PORTUGAL	940	3 595	1 236	REP S AFRICA	69	200	68
SPAIN	14 431	31 122	10 788	USA	56 654	330 662	112 639
MALTA	79	780	265	CANADA	684	2 809	942
YUGOSLAVIA	13 348	33 031	11 856	MEXICO	83	126	48
TURKEY	8 633	10 332	3 559	PERU	3	82	32
SOVIET UNION	32 301	41 532	14 907	BRAZIL	639	3 498	1 185
POLAND	5 300	22 015	7 695	IRAQ	825	1 618	497
CZECHOSLOVAKIA	2 085	13 461	4 759	IRAN	4	343	111
HUNGARY	5 935	16 175	5 521	ISRAEL	2 244	4 208	1 415
ROMANIA	16	170	61	SAUDI ARABIA	14	433	141
BULGARIA	9 766	12 217	4 166	KUWAIT	33	1 835	591
ALBANIA	63	100	32	MALAYSIA	238	364	126
MOROCCO	298	1 058	345	SINGAPORE	2 774	11 252	4 099
ALGERIA	29 171	11 758	3 961	JAPAN	27 996	78 324	26 608
TUNISIA	71	456	161	TAIWAN	230	208	68
LIBYA	7 949	15 848	5 198	HONG KONG	131	1 235	420
EGYPT	3 994	7 943	2 714	AUSTRALIA	64	410	132
SUDAN	174	169	52	EXPORTS	2 098 288	4 563 902	1 575 459
SENEGAL	32	266	90	FRANCE	164 935	341 509	117 737
GUINEA	75	156	60	BELGIUM LUX	113 242	216 107	73 953
LIBERIA	51	311	109	NETHERLANDS	227 363	337 548	115 584
NIGERIA	1 667	4 637	1 586	ITALY	73 963	194 240	66 427
CAMEROON	16	156	58	UNITED KINGDOM	127 267	242 265	84 099
GABON	12	120	41	IRELAND	7 131	14 946	5 088
ZAIRE	49	153	50	DENMARK	51 923	94 559	32 500
ANGOLA	157	461	162	GREECE	11 678	26 760	9 330
KENYA	135	186	60	ICELAND	766	2 021	684
TANZANIA	57	128	46	NORWAY	33 528	75 421	26 025
ZAMBIA	18	118	42	SWEDEN	57 243	121 625	42 225
ZIMBABWE	481	263	87	FINLAND	29 994	56 374	19 487
REP S AFRICA	7 676	15 051	4 925	SWITZERLAND	144 518	271 859	93 225
USA	68 092	164 935	55 774	AUSTRIA	140 247	256 469	88 370
CANADA	16 737	14 329	4 865	PORTUGAL	10 391	20 596	7 288
MEXICO	8 147	15 366	5 425	SPAIN	20 157	49 000	16 940
GUATEMALA	20	121	40	ANDORRA	13	75	30
NICARAGUA	50	108	38	MALTA	630	1 358	478
COSTA RICA	17	117	40	YUGOSLAVIA	22 692	95 095	33 083
CUBA	48	495	163	TURKEY	37 024	85 812	28 803
TRINIDAD TOB	89	645	226	SOVIET UNION	55 675	197 306	69 793
COLOMBIA	784	1 294	444	POLAND	7 884	26 100	8 905
VENEZUELA	15 270	11 547	3 988	CZECHOSLOVAKIA	16 110	51 578	18 319
ECUADOR	213	250	87	HUNGARY	8 693	30 662	10 769
PERU	89	529	176	ROMANIA	579	2 841	992
BRAZIL	3 088	7 831	2 766	BULGARIA	8 030	29 977	10 425
CHILE	2 100	1 230	424	ALBANIA	2 047	2 450	845
ARGENTINA	3 387	5 845	1 961	CANARY IS	407	1 060	378
CYPRUS	79	260	84	MOROCCO	2 076	5 826	1 972
SYRIA	245	1 561	536	ALGERIA	21 595	34 528	11 673
IRAQ	1 080	6 447	2 190	TUNISIA	1 826	5 043	1 793
IRAN	22 664	27 139	9 324	LIBYA	8 203	25 439	8 491
ISRAEL	1 271	9 832	3 348	EGYPT	73 613	138 567	49 435
JORDAN	141	267	92	SUDAN	2 556	3 870	1 288
SAUDI ARABIA	2 773	5 212	1 737	MALI	44	112	40
KUWAIT	215	651	220	SENEGAL	78	292	96
BAHRAIN	28	111	38	GAMBIA	177	133	45
QATAR	162	137	46	GUINEA	634	1 673	592
ARAB EMIRAT	101	660	231	LIBERIA	68	237	81
OMAN	99	237	88	IVORY COAST	803	2 557	930
NORTH YEMEN	7	147	56	GHANA	2 952	4 080	1 369
PAKISTAN	187	853	307	TOGO	77	217	79
INDIA	17 934	17 470	6 237	BENIN	34	158	58
SRI LANKA	173	779	257	NIGERIA	6 858	20 529	7 149
BURMA	208	1 740	561	CAMEROON	820	2 534	896
THAILAND	243	1 178	395	GABON	1 280	1 971	643
INDONESIA	1 960	5 120	1 775	CONGO	1 252	1 805	626
MALAYSIA	405	4 180	1 444	ZAIRE	1 092	2 772	908
SINGAPORE	682	4 805	1 606	RWANDA	67	219	81
PHILIPPINES	253	472	164	BURUNDI	34	102	34
CHINA	17 952	33 235	11 743	ANGOLA	457	1 966	659
SOUTH KOREA	2 810	7 410	2 670	ETHIOPIA	185	802	266
JAPAN	9 344	42 379	14 497	DJIBOUTI	172	216	85
TAIWAN	1 898	5 103	1 708	SOMALIA	125	323	107
HONG KONG	524	2 084	730	KENYA	510	1 944	657
AUSTRALIA	4 231	16 308	5 589	UGANDA	79	350	112
NEW ZEALAND	1 508	4 669	1 517	TANZANIA	725	3 041	1 029
741 HEATING, COOLING EQUIPMENT				SEYCHELLES	156	306	104
IMPORTS	773 166	1 645 768	564 200	MOZAMBIQUE	192	202	64
FRANCE	131 786	233 933	80 308	MADAGASCAR	60	184	65
BELGIUM LUX	50 235	52 794	18 112	MAURITIUS	942	612	213
NETHERLANDS	59 007	114 917	39 666	ZAMBIA	5 028	9 819	3 362
ITALY	135 162	224 808	76 678	ZIMBABWE	534	1 022	345
UNITED KINGDOM	36 741	80 180	27 590	MALAWI	16	85	30
IRELAND	4 865	15 533	5 352	REP S AFRICA	33 791	85 615	29 391
DENMARK	35 830	73 603	25 475	BOTSWANA	8 740	6 088	1 951
GREECE	400	657	223	USA	131 860	372 812	130 325
NORWAY	4 044	5 022	1 704	CANADA	20 120	41 807	14 558
SWEDEN	35 071	73 521	25 343	MEXICO	13 449	19 630	6 827
FINLAND	8 021	10 281	3 534	GUATEMALA	232	801	266
SWITZERLAND	39 184	158 897	55 034	HONDURAS	87	455	155
				EL SALVADOR	59	320	103

6 IMPORTS AND EXPORTS (SPECIAL TRADE) BY GROUPS OF THE SITC-REV. II AND BY COUNTRIES OF PRODUCTION AND CONSUMPTION 1985

GROUP COUNTRY	DT = 100 KG	1 000 DM	1 000 \$	GROUP COUNTRY	DT = 100 KG	1 000 DM	1 000 \$
NICARAGUA	45	408	138	OMAN	472	1 230	487
COSTA RICA	673	2 153	729	NORTH YEMEN		452	155
PANAMA	221	927	329	INDIA	3 889	13 891	4 687
CUBA	274	2 554	856	INDONESIA	1	153	48
HAITI	43	236	77	MALAYSIA	4	175	59
DOMINIC REP	228	977	352	CHINA	1 177	456	156
ANTIGUA	193	147	50	SOUTH KOREA	8	209	71
DOMINICA	23	100	31	JAPAN	8 036	36 738	13 073
JAMAICA	33	312	105	TAIWAN	262	519	174
ST VINCENT	172	278	89	HONG KONG	136	189	64
BARBADOS	72	228	84	AUSTRALIA	50	429	144
TRINIDAD TOB	287	1 225	421				
NETH ANTILL	1 124	2 187	750	EXPORTS	856 485	3 393 139	1 164 253
COLOMBIA	1 920	3 711	1 295	FRANCE	104 036	452 946	155 843
VENEZUELA	3 394	10 539	3 670	BELGIUM LUX	32 336	121 572	41 878
ECUADOR	598	1 698	578	NETHERLANDS	59 755	201 959	69 195
PERU	602	2 023	703	ITALY	69 852	333 111	113 887
BRAZIL	3 265	17 554	6 275	UNTD KINGDOM	46 383	233 767	79 957
CHILE	3 714	12 446	4 312	IRELAND	23 132	24 035	8 259
BOLIVIA	1 183	1 175	428	DENMARK	17 770	62 844	21 597
PARAGUAY	343	1 092	356	GREECE	7 033	16 928	6 531
URUGUAY	274	576	195	ICELAND	283	1 196	404
ARGENTINA	1 134	4 308	1 510	NORWAY	14 558	54 159	18 746
CYPRUS	1 447	2 853	948	SWEDEN	62 665	216 176	74 118
LEBANON	1 026	2 654	952	FINLAND	11 829	49 089	17 004
SYRIA	11 302	17 718	6 085	SWITZERLAND	41 824	124 675	42 897
IRAQ	28 154	62 786	21 529	AUSTRIA	46 935	188 196	64 868
IRAN	32 363	63 717	21 642	PORTUGAL	1 509	7 885	2 696
ISRAEL	11 876	37 681	12 866	SPAIN	10 810	50 231	17 231
JORDAN	2 250	4 984	1 593	MALTA	88	611	210
SAUDI ARABIA	40 009	71 774	24 814	YUGOSLAVIA	10 179	52 522	18 265
KUWAIT	7 410	15 897	5 355	TURKEY	5 465	23 491	8 033
BAHRAIN	858	2 925	946	SOVIET UNION	22 021	79 691	27 012
QATAR	1 329	2 518	911	POLAND	2 237	15 334	5 336
ARAB EMIRAT	4 964	10 758	3 773	CZECHOSLOVA	7 155	31 164	10 922
OMAN	2 617	5 661	1 911	HUNGARY	11 202	37 499	13 031
NORTH YEMEN	1 359	4 802	1 602	ROMANIA	400	2 212	778
SOUTH YEMEN	158	360	126	BULGARIA	5 523	17 315	6 062
AFGHANISTAN	485	557	193	ALBANIA	193	1 429	561
PAKISTAN	9 115	21 478	7 654	CANARY IS	44	213	74
INDIA	26 614	64 307	22 214	MOROCCO	1 141	5 618	1 964
BANGLADESH	2 665	4 174	1 430	ALGERIA	13 664	48 806	16 518
SRI LANKA	152	812	271	TUNISIA	544	3 228	1 083
NEPAL	2 736	4 386	1 532	LIBYA	9 166	35 639	12 010
BUKMA	1 839	8 412	2 770	EGYPT	8 106	33 809	11 681
THAILAND	15 567	27 844	9 521	SUDAN	342	1 437	510
VIETNAM	170	424	145	MAURITANIA	194	476	159
INDONESIA	10 597	25 056	8 667	MALI	355	815	267
MALAYSIA	4 233	12 394	4 400	UPPER VOLTA	266	647	240
SINGAPORE	4 200	11 965	4 009	NIGER	340	623	205
PHILIPPINES	2 062	5 307	1 770	CAPE VERDE	59	264	93
MONGOLIA	38	99	33	SENEGAL	113	354	123
CHINA	40 948	120 223	41 598	GUINEA	65	237	78
NORTH KOREA	1 259	3 809	1 399	SIERRA LEONE	251	1 153	444
SOUTH KOREA	22 784	53 318	18 331	LIBERIA	466	1 728	595
JAPAN	17 175	93 008	31 479	IVORY COAST	103	819	280
TAIWAN	15 394	37 203	12 919	GHANA	329	1 556	508
HONG KONG	3 222	8 971	3 018	TOGO	138	362	116
AUSTRALIA	28 756	29 996	10 259	BENIN	42	139	43
NEW ZEALAND	2 941	7 620	2 627	NIGERIA	2 385	14 232	4 702
NEW CALEDON	37	261	86	CAMEROON	126	770	253
WEST SAMOA	98	100	33	GABON	173	854	310
				CONGO	86	222	74
742 PUMPS FOR LIQUIDS ETC				ZAIRE	847	2 648	892
IMPORTS	471 613	973 037	333 392	RWANDA	59	154	50
FRANCE	56 206	167 212	56 768	ANGOLA	149	863	297
BELGIUM LUX	6 819	18 219	6 183	ETHIOPIA	150	830	295
NETHERLANDS	36 197	62 747	21 691	SOMALIA	172	535	179
ITALY	53 898	98 758	33 420	KENYA	474	2 054	710
UNTD KINGDOM	27 255	60 671	20 942	UGANDA	310	581	191
IRELAND	15 663	27 280	9 375	TANZANIA	415	1 273	426
DENMARK	124 343	95 261	32 528	MADAGASCAR	98	538	178
GREECE	21	340	112	MAURITIUS	35	180	66
NORWAY	791	3 820	1 327	ZAMBIA	395	1 296	455
SWEDEN	13 283	34 104	11 770	ZIMBABWE	91	539	181
FINLAND	1 074	4 545	1 575	REP S AFRICA	6 527	34 772	11 865
SWITZERLAND	37 285	111 060	38 506	USA	67 819	292 111	100 397
AUSTRIA	22 693	34 462	11 910	CANADA	3 003	13 354	4 611
PORTUGAL	74	323	106	MEXICO	993	8 248	2 808
SPAIN	6 061	8 334	2 875	GUATEMALA	16	119	40
MALTA	2	166	59	EL SALVADOR	35	187	60
YUGOSLAVIA	7 102	5 115	1 711	NICARAGUA	22	246	88
POLAND	773	263	90	COSTA RICA	52	253	90
CZECHOSLOVA	6 957	5 065	1 732	PANAMA	77	273	96
HUNGARY	1 438	1 934	662	CUBA	1 320	6 342	1 983
LIBYA	49	199	72	DOMINIC REP	505	2 440	874
EGYPT	38	479	164	JAMAICA	20	190	64
ETHIOPIA		171	63	TRINIDAD TOB	42	172	59
KENYA	2	181	61	NETH ANTILL	27	406	134
REP S AFRICA	268	471	170	COLOMBIA	896	3 747	1 330
USA	35 569	161 621	55 086	VENEZUELA	1 656	11 064	3 795
CANADA	1 131	4 492	1 480	ECUADOR	384	1 483	519
PERU	74	231	78	PERU	395	2 756	934
BRAZIL	1 892	6 678	2 255	BRAZIL	4 949	22 194	7 651
ARGENTINA	27	397	126	CHILE	1 193	4 517	1 533
SYRIA		174	59	BOLIVIA	90	475	156
IRAQ	1	364	127	PARAGUAY	37	115	37
IRAN	21	164	55	URUGUAY	107	560	191
ISRAEL	311	443	151	ARGENTINA	493	3 848	1 309
SAUDI ARABIA	69	1 245	425	CYPRUS	274	891	306
KUWAIT	8	783	281	LEBANON	571	2 244	772
BAHRAIN	4	127	47	SYRIA	8 541	14 223	4 770
				IRAQ	9 106	35 830	12 178

6 IMPORTS AND EXPORTS (SPECIAL TRADE) BY GROUPS OF THE SITC-REV. II AND BY COUNTRIES OF PRODUCTION AND CONSUMPTION 1985

GROUP COUNTRY	DT * 100 KG	1 000 DM	1 000 \$	GROUP COUNTRY	DT * 100 KG	1 000 DM	1 000 \$
SOUTH YEMEN	275	928	321	SUDAN	301	468	157
AFGHANISTAN	115	834	282	MAURITANIA	1 141	1 607	540
PAKISTAN	8 126	44 691	14 404	MALI	234	385	127
INDIA	26 650	83 724	29 044	CHAD	41	95	33
BANGLADESH	2 204	4 169	1 395	SENEGAL	173	404	149
MALDIVES	13	93	32	GUINEA	564	1 071	369
SRI LANKA	591	2 132	738	SIERRA LEONE	461	481	150
NEPAL	85	211	79	LIBERIA	3 124	4 415	1 508
BURMA	72	416	142	IVORY COAST	1 461	1 555	537
THAILAND	8 338	20 980	7 377	GHANA	1 196	1 771	614
VIETNAM	13	184	67	TOGO	141	299	98
INDONESIA	5 090	23 048	8 200	BENIN	55	187	65
MALAYSIA	3 689	11 203	3 835	NIGERIA	7 696	12 585	4 507
BRUNEI	103	883	295	CAMEROON	3 214	4 856	1 695
SINGAPORE	12 335	28 132	9 414	CENT AFR REP	71	107	38
PHILIPPINES	530	2 133	748	GABON	198	322	110
MONGOLIA	66	219	74	CONGO	486	862	278
CHINA	12 075	43 224	15 102	ZAIRE	1 723	3 191	1 084
NORTH KOREA	22	174	59	RWANDA	57	113	39
SOUTH KOREA	7 276	21 460	7 550	BURUNDI	230	346	110
JAPAN	7 052	52 886	18 304	ANGOLA	506	1 299	457
TAIWAN	9 572	34 544	11 627	ETHIOPIA	358	403	132
HONG KONG	7 792	16 921	5 823	SOMALIA	87	180	62
AUSTRALIA	35 815	70 632	24 447	KENYA	2 982	4 427	1 636
PAPUA NEW G	11	91	32	UGANDA	273	503	157
NEW ZEALAND	2 933	8 593	2 968	TANZANIA	437	714	242
FR POLYNESIA	110	374	125	MADAGASCAR	110	200	65
				REUNION	120	162	58
				ZAMBIA	372	843	292
				ZIMBABWE	252	384	129
				MALAWI	59	217	74
				REP S AFRICA	40 356	66 692	22 362
				USA	344 712	415 377	142 815
				CANADA	50 142	69 323	24 603
				MEXICO	4 090	12 177	4 206
				GUATEMALA	1 041	1 483	472
				COSTA RICA	94	250	86
				PANAMA	618	1 464	516
				CUBA	276	1 123	379
				HAITI	148	201	73
				BAHAMAS	13	125	38
				DOMINIC REP	877	1 319	503
				MARTINIQUE	78	214	76
				JAMAICA	86	191	63
				TRINIDAD TOB	483	1 120	403
				COLOMBIA	1 713	3 499	1 230
				VENEZUELA	4 282	11 666	4 089
				SURINAME	236	235	75
				ECUADOR	2 193	3 542	1 251
				PERU	1 776	3 017	1 036
				BRAZIL	3 703	12 028	4 429
				CHILE	7 506	7 418	2 535
				BOLIVIA	221	501	160
				PARAGUAY	322	379	123
				URUGUAY	267	453	151
				ARGENTINA	9 495	16 132	5 957
				CYPRUS	922	1 278	419
				LEBANON	2 225	2 809	955
				SYRIA	16 221	13 292	4 379
				IRAQ	12 481	30 689	10 371
				IRAN	37 688	61 363	21 885
				ISRAEL	32 555	55 313	18 501
				JORDAN	10 817	14 341	5 042
				SAUDI ARABIA	52 614	88 653	30 163
				KUWAIT	12 986	23 316	8 232
				BAHRAIN	2 103	4 300	1 540
				QATAR	292	2 000	725
				ARAB EMIRAT	13 190	15 203	5 272
				OMAN	11 255	13 022	4 593
				NORTH YEMEN	1 322	2 994	1 056
				AFGHANISTAN	125	91	33
				PAKISTAN	4 935	7 384	2 510
				INDIA	25 220	36 018	12 667
				BANGLADESH	1 100	1 888	672
				SRI LANKA	522	719	245
				NEPAL	133	333	126
				BURMA	462	821	287
				THAILAND	12 461	23 033	7 892
				VIETNAM	114	220	71
				INDONESIA	13 626	27 080	9 348
				MALAYSIA	9 893	16 378	5 538
				BRUNEI	716	1 125	375
				SINGAPORE	15 758	24 600	8 157
				PHILIPPINES	982	1 881	630
				CHINA	33 414	48 631	16 714
				SOUTH KOREA	14 656	30 140	10 654
				JAPAN	22 983	34 712	12 266
				TAIWAN	15 594	28 468	10 130
				HONG KONG	16 025	21 746	7 613
				MACAO	255	321	118
				AUSTRALIA	36 380	60 054	21 258
				PAPUA NEW G	358	931	364
				NEW ZEALAND	6 098	7 855	2 698
				FIJI	110	156	49
				FR POLYNESIA	65	94	32
				745 NONELEC MACHY. TOOLS NES			
				IMPORTS	364 071	1 225 178	421 178
				FRANCE	36 822	72 262	24 790
				BELGIUM LUX	13 842	29 919	10 265
				NETHERLANDS	41 484	119 353	41 221
				ITALY	61 525	228 559	79 050

6 IMPORTS AND EXPORTS (SPECIAL TRADE) BY GROUPS OF THE SITC-REV. II AND BY COUNTRIES OF PRODUCTION AND CONSUMPTION 1985

GROUP COUNTRY	DT * 100 KG	1 000 DM	1 000 \$	GROUP COUNTRY	DT * 100 KG	1 000 DM	1 000 \$
UNITED KINGDOM	17 168	102 896	35 459	ZAMBIA	128	1 055	385
IRELAND	12 659	14 952	5 057	ZIMBABWE	58	926	338
DENMARK	28 282	58 154	19 926	MALAWI	39	260	87
GREECE	425	720	261	REP S AFRICA	15 586	69 885	23 728
NORWAY	2 828	5 043	1 695	BOTSWANA	109	293	95
SWEDEN	17 889	72 422	24 925	SWAZILAND	102	1 444	546
FINLAND	4 480	8 578	2 902	USA	127 916	688 854	237 236
SWITZERLAND	48 293	206 046	70 994	CANADA	34 752	119 667	41 569
AUSTRIA	30 102	46 346	15 944	MEXICO	3 515	29 026	9 896
PORTUGAL	131	252	84	GUATEMALA	445	2 849	1 014
SPAIN	2 534	6 028	2 075	HONDURAS	138	671	234
MALTA	22	237	78	EL SALVADOR	397	2 516	899
YUGOSLAVIA	2 532	2 278	769	NICARAGUA	14	263	100
TURKEY	82	146	51	COSTA RICA	390	2 421	814
SOVIETUNION	170	98	33	PANAMA	457	3 697	1 303
POLAND	704	593	207	CUBA	678	3 788	1 309
CZECHOSLOVAKIA	3 077	1 504	519	WEST INDIES	28	201	72
HUNGARY	2 859	2 274	778	DOMINIC REP	112	1 371	455
REP S AFRICA	882	523	172	GUADELOUPE	92	411	140
USA	14 778	153 010	52 024	MARTINIQUE	48	220	76
CANADA	674	2 839	960	JAMAICA	262	1 400	439
COLOMBIA	5	107	41	ST LUCIA	69	469	150
BRAZIL	880	4 078	1 427	ST VINCENT	319	1 153	367
ARGENTINA	163	173	60	BARBADOS	70	664	232
ISRAEL	472	2 138	724	TRINIDAD TOB	1 741	1 295	450
INDIA	34	161	58	NETH ANTILL	85	418	142
MALAYSIA	10	118	41	COLOMBIA	3 426	15 832	5 625
CHINA	1 418	595	196	VENEZUELA	3 214	24 776	8 582
SOUTH KOREA	430	866	285	GUYANA	51	108	35
JAPAN	11 371	73 938	25 379	SURINAME	84	448	156
TAIWAN	3 209	5 116	1 734	FRENCH GUIAN	40	263	93
HONG KONG	825	1 756	608	ECUADOR	2 157	12 144	4 171
AUSTRALIA	92	519	189	PERU	2 079	11 316	3 927
EXPORTS	1 335 773	5 583 421	1 921 659	BRAZIL	1 243	7 849	2 698
FRANCE	129 864	540 302	185 574	CHILE	1 932	9 836	3 396
BELGIUM LUX	69 332	211 216	72 010	BOLIVIA	477	2 007	676
NETHERLANDS	93 646	352 716	121 515	PARAGUAY	949	3 142	1 012
ITALY	57 883	247 743	84 970	URUGUAY	294	1 744	614
UNITED KINGDOM	92 113	435 317	149 270	ARGENTINA	1 827	9 954	3 407
IRELAND	14 518	32 729	11 006	CYPRUS	1 665	3 819	1 324
DENMARK	27 461	101 277	34 783	LEBANON	685	2 055	689
GREECE	10 818	39 524	13 694	SYRIA	4 611	14 277	4 936
ICELAND	2 347	8 777	2 975	IRAQ	6 124	26 912	9 580
NORWAY	27 087	82 059	28 201	IRAN	11 425	58 499	19 695
SWEDEN	38 556	136 090	46 576	ISRAEL	6 465	33 002	11 320
FINLAND	31 341	93 707	32 146	JORDAN	1 549	6 001	2 065
SWITZERLAND	70 676	271 854	93 870	SAUDI ARABIA	18 422	50 368	17 129
AUSTRIA	78 096	223 580	76 550	KUWAIT	5 887	18 597	6 164
PORTUGAL	5 351	22 788	7 737	BAHRAIN	399	2 714	963
SPAIN	17 701	87 551	30 528	QATAR	494	1 208	416
ANDORRA	114	155	55	ARAB EMIRAT	6 279	17 756	6 209
MALTA	357	2 693	954	OMAN	1 619	4 586	1 578
YUGOSLAVIA	9 883	72 257	24 888	NORTH YEMEN	4 652	21 718	7 663
TURKEY	11 105	45 872	16 184	SOUTH YEMEN	248	928	316
SOVIETUNION	24 404	156 885	53 469	AFGHANISTAN	22	366	118
POLAND	8 562	38 345	13 307	PAKISTAN	4 442	15 022	5 175
CZECHOSLOVAKIA	7 853	56 043	20 055	INDIA	6 715	24 969	8 256
HUNGARY	8 258	53 087	19 012	BANGLADESH	125	1 349	445
ROMANIA	138	1 637	526	SRI LANKA	518	4 339	1 479
BULGARIA	5 875	34 073	11 724	NEPAL	402	364	431
ALBANIA	49	446	152	BURMA	314	1 354	487
CANARY IS	1 592	7 854	2 600	THAILAND	11 241	39 307	13 595
MOROCCO	867	5 613	1 971	VIETNAM	223	2 284	702
ALGERIA	3 446	17 454	5 870	INDONESIA	13 218	68 640	23 405
TUNISIA	809	5 086	1 741	MALAYSIA	5 912	27 522	9 538
LIBYA	7 049	19 095	6 329	BRUNEI	70	422	150
EGYPT	13 403	57 582	20 205	SINGAPORE	5 299	19 541	6 496
SUDAN	337	1 386	472	PHILIPPINES	1 269	9 393	3 193
MAURITANIA	20	175	57	MONGOLIA	11	88	31
MALI	193	1 480	498	CHINA	52 351	189 947	67 854
UPPER VOLTA	22	375	125	NORTH KOREA	33	280	99
NIGER	71	582	184	SOUTH KOREA	7 422	40 487	13 987
CAPE VERDE	43	157	52	JAPAN	20 355	96 697	32 961
SENEGAL	108	488	164	TAIWAN	11 940	40 770	13 604
GAMBIA	42	171	64	HONG KONG	2 768	15 181	5 266
GUIN BISSAU	32	77	31	MACAO	138	1 123	413
GUINEA	359	1 826	589	AUSTRALIA	20 863	106 917	37 033
SIERRA LEONE	9	121	40	PAPUA NEW G	210	1 145	391
LIBERIA	108	676	231	NEW ZEALAND	2 388	16 265	5 629
IVORY COAST	838	4 557	1 612	NEW CALEDON	43	225	80
GHANA	2 645	14 352	4 600	FIJI	31	140	49
TOGO	112	669	239	WEST SAMOA	46	127	42
BENIN	90	296	100	FP POLYNESIA	1 681	5 027	1 669
NIGERIA	4 526	26 527	9 167	749 NONELEC MACH PTS, ACC NES			
CAMEROON	1 508	9 089	3 118	IMPORTS	2 127 440	4 133 459	1 415 530
CENT AFR REP	39	198	67	FRANCE	326 527	580 953	199 700
GABON	411	2 453	831	BELGIUM LUX	76 343	137 940	47 365
CONGO	321	1 079	381	NETHERLANDS	152 466	267 809	91 623
ZAIRE	1 745	6 600	2 258	ITALY	390 453	644 368	220 282
RWANDA	218	444	158	UNITED KINGDOM	188 249	395 037	135 552
BURUNDI	79	418	134	IRELAND	4 514	11 141	3 861
ANGOLA	341	1 154	399	DENMARK	57 098	144 281	49 562
ETHIOPIA	2 018	4 331	1 463	GREECE	979	1 808	621
SOMALIA	216	361	119	ICELAND	126	122	40
KENYA	875	6 788	2 277	NORWAY	3 945	7 699	2 543
UGANDA	434	1 802	579	SWEDEN	119 075	185 431	63 231
TANZANIA	729	2 412	840	FINLAND	7 070	20 519	7 032
SEYCHELLES	38	302	108	SWITZERLAND	172 461	450 834	154 563
MOZAMBIQUE	127	374	131	AUSTRIA	136 817	228 276	78 346
MADAGASCAR	141	352	125	PORTUGAL	10 075	24 238	8 264
REUNION	316	1 545	557	SPAIN	49 003	53 250	18 295
MAURITIUS	22	224	72				

6 IMPORTS AND EXPORTS (SPECIAL TRADE) BY GROUPS OF THE SITC-REV. II AND BY COUNTRIES OF PRODUCTION AND CONSUMPTION 1985

GROUP COUNTRY	DT = 100 KG	1 000 DM	1 000 \$	GROUP COUNTRY	DT = 100 KG	1 000 DM	1 000 \$
MALTA	299	7 067	2 391	MOZAMBIQUE	243	330	106
YUGOSLAVIA	71 168	42 614	14 565	MADAGASCAR	40	373	117
TURKEY	726	1 173	397	MAURITIUS	684	1 168	362
SOVIETUNION	7 792	6 658	2 277	ZAMBIA	830	1 560	523
POLAND	19 643	11 324	3 867	ZIMBABWE	154	803	270
CZECHOSLOVA	34 405	37 639	12 689	MALAWI	63	207	73
HUNGARY	25 661	31 386	10 773	REP S AFRICA	46 494	136 953	46 736
ROMANIA	13 634	16 084	5 608	BOTSWANA	450	1 837	647
BULGARIA	1 456	1 585	549	USA	434 430	816 039	279 883
ALGERIA	3	471	163	CANADA	51 708	133 699	45 862
TUNISIA	35	362	137	MEXICO	32 361	47 788	16 269
EGYPT	47	865	289	GUATEMALA	123	635	213
NIGERIA	132	117	40	HONDURAS	62	455	154
CAMEROON	159	376	135	EL SALVADOR	127	872	307
ETHIOPIA	4	146	53	NICARAGUA	110	348	123
REP S AFRICA	579	624	212	COSTA RICA	188	716	244
USA	67 719	459 891	156 524	PANAMA	3 374	7 675	2 665
CANADA	3 083	21 065	7 210	CUBA	1 436	3 723	1 257
MEXICO	200	637	206	DOMINIC REP	146	1 280	456
PANAMA	5	122	40	GUADELOUPE	34	205	69
NETH ANTILL		87	31	MARTINIQUE	24	157	51
BRAZIL	13 933	16 804	5 710	JAMAICA	16	108	37
ARGENTINA	18	111	34	BARBADOS	31	146	48
LEBANON		167	55	TRINIDAD TOS	84	478	163
SYRIA	38	149	50	NETH ANTILL	128	639	213
IRAQ	80	410	149	COLOMBIA	2 350	8 823	3 112
IRAN	12	971	336	VENEZUELA	9 766	28 215	9 848
ISRAEL	1 499	4 380	1 484	SURINAME	95	267	91
JORDAN	6	661	230	ECUADOR	706	3 405	1 165
SAUDI ARABIA	130	4 489	1 515	PERU	1 081	4 299	1 470
KUWAIT	19	1 435	495	BRAZIL	44 981	125 859	43 962
BAHRAIN	64	108	33	CHILE	2 791	10 646	3 666
QATAR	17	554	194	BOLIVIA	168	544	184
ARAB EMIRAT	19	86	31	PARAGUAY	160	551	185
INDIA	2 112	2 525	863	URUGUAY	543	1 770	614
THAILAND	79	4 122	1 293	ARGENTINA	7 587	27 268	9 327
MALAYSIA	126	155	50	CYPRUS	1 900	4 523	1 543
SINGAPORE	1 931	19 033	6 533	LEBANON	5 211	13 518	4 631
CHINA	5 422	3 004	1 085	SYRIA	10 174	20 264	6 854
SOUTH KOREA	1 111	2 837	970	IRAQ	9 037	36 416	12 270
JAPAN	155 412	268 199	92 191	IRAN	30 353	89 399	30 391
TAIWAN	2 061	4 749	1 624	ISRAEL	9 929	43 082	14 534
HONG KONG	147	2 008	679	JORDAN	8 544	19 230	6 675
AUSTRALIA	949	1 627	580	SAUDI ARABIA	38 942	107 663	36 810
NEW ZEALAND	27	130	48	KUWAIT	10 165	26 350	9 068
EXPORTS	4 428 808	10 020 819	3 436 891	BAHRAIN	1 590	4 232	1 422
FRANCE	544 135	1 141 837	390 037	QATAR	764	2 061	693
BELGIUM LUX	289 892	521 923	178 209	ARAB EMIRAT	8 214	24 269	8 313
NETHERLANDS	367 310	764 998	262 463	OMAN	2 039	5 946	2 031
ITALY	340 812	871 604	297 044	NORTH YEMEN	67	325	106
UNTD KINGDOM	398 019	754 507	258 251	SOUTH YEMEN	83	210	76
IRELAND	6 841	31 629	10 985	AFGHANISTAN	223	448	156
DENMARK	141 880	272 326	93 534	PAKISTAN	5 363	13 064	4 471
GREECE	24 530	64 231	22 034	INDIA	41 493	114 118	39 364
ICELAND	1 749	4 820	1 636	BANGLADESH	1 247	3 463	1 260
NORWAY	54 715	141 643	48 784	SRI LANKA	827	2 286	794
SWEDEN	257 639	477 916	163 305	NEPAL	253	507	169
FINLAND	64 457	159 748	54 774	BURMA	550	1 839	617
SWITZERLAND	223 327	589 049	202 385	THAILAND	3 272	11 077	3 819
AUSTRIA	325 684	653 167	224 047	INDONESIA	7 444	21 452	7 349
PORTUGAL	13 951	43 648	14 957	MALAYSIA	3 660	13 975	4 726
SPAIN	96 935	198 849	68 076	BRUNEI	52	267	95
MALTA	871	3 809	1 346	SINGAPORE	35 085	80 196	27 294
YUGOSLAVIA	56 545	161 363	55 818	PHILIPPINES	536	3 590	1 201
TURKEY	32 698	88 133	30 305	CHINA	13 565	37 115	12 946
SOVIETUNION	40 845	162 257	59 361	NORTH KOREA	632	1 575	578
POLAND	28 995	69 966	24 068	SOUTH KOREA	16 765	41 789	14 659
CZECHOSLOVA	18 939	93 525	32 138	JAPAN	23 174	91 474	31 573
HUNGARY	25 928	94 331	32 558	TAIWAN	5 482	25 158	8 596
ROMANIA	4 154	13 807	4 776	HONG KONG	6 083	25 236	8 634
BULGARIA	22 854	102 373	35 594	AUSTRALIA	35 565	103 021	35 446
ALBANIA	12	154	47	PAPUA NEW G	20	119	39
CANARY IS	652	2 296	776	NEW ZEALAND	2 825	9 996	3 504
MOROCCO	2 575	7 120	2 411	NEW CALEDON	22	160	54
CEUTA MEL	43	294	98	FIJI	39	89	30
ALGERIA	19 768	51 522	17 614	FR POLYNESIA	72	365	120
TUNISIA	1 379	6 059	2 070	751 OFFICE MACHINES			
LIBYA	6 264	16 825	5 682	IMPORTS	303 294	1 702 863	586 415
EGYPT	19 371	42 892	14 751	FRANCE	6 452	46 660	16 135
SUDAN	220	945	323	BELGIUM LUX	3 229	15 650	5 366
MAURITANIA	17	98	37	NETHERLANDS	18 993	106 803	36 232
MALI	31	94	31	ITALY	7 750	60 256	21 332
SENEGAL	136	719	237	UNTD KINGDOM	10 230	71 167	24 509
GUINEA	88	336	109	IRELAND	140	793	291
SIERRA LEONE	25	183	63	DENMARK	515	2 830	950
LIBERIA	697	2 162	755	NORWAY	121	1 221	415
IVORY COAST	621	2 244	756	SWEDEN	2 242	27 196	9 361
GHANA	523	1 245	433	FINLAND	40	319	111
TOGO	111	439	145	SWITZERLAND	2 734	32 290	11 234
NIGERIA	2 561	16 840	5 787	AUSTRIA	185	1 464	504
CAMEROON	349	1 419	501	SPAIN	578	1 072	362
GABON	161	1 072	363	YUGOSLAVIA	3 781	6 645	2 332
CONGO	53	227	77	SOVIETUNION	40	227	80
ZAIRE	754	2 163	755	POLAND	106	160	53
RWANDA	92	248	85	CZECHOSLOVA	659	358	117
BURUNDI	593	774	247	HUNGARY	50	138	46
ANGOLA	329	1 573	571	BULGARIA	1 317	1 999	720
ETHIOPIA	838	1 637	586	TUNISIA	941	663	222
SOMALIA	43	124	41	USA	19 657	278 377	94 367
KENYA	1 157	5 024	1 782	CANADA	342	4 953	1 673
UGANDA	108	335	111	MEXICO	848	3 232	1 137
TANZANIA	441	1 262	434				

6 IMPORTS AND EXPORTS (SPECIAL TRADE) BY GROUPS OF THE SITC-REV. II AND BY COUNTRIES OF PRODUCTION AND CONSUMPTION 1985

GROUP COUNTRY	DT * 100 KG	1 000 DM	1 000 \$	GROUP COUNTRY	DT * 100 KG	1 000 DM	1 000 \$
BRAZIL	465	1 358	467	BAHRAIN	104	467	152
ISRAEL	160	4 410	1 466	QATAR	128	600	194
SINGAPORE	1 103	6 527	2 106	ARAB EMIRAT	431	2 515	874
CHINA	65	90	32	OMAN	284	1 426	483
SOUTH KOREA	312	2 500	900	NORTH YEMEN	53	213	75
JAPAN	211 465	963 076	333 179	PAKISTAN	241	1 085	369
TAIWAN	3 803	33 646	11 276	INDIA	210	1 400	487
HONG KONG	4 951	26 508	9 345	BANGLADESH	131	371	125
EXPORTS	308 106	1 883 852	648 073	SRI LANKA	68	264	94
FRANCE	46 117	290 380	99 965	NEPAL	19	120	42
BELGIUM LUX	9 053	56 673	19 492	THAILAND	2 228	9 658	3 284
NETHERLANDS	26 510	152 837	52 709	INDONESIA	743	3 007	1 034
ITALY	17 783	123 928	42 798	MALAYSIA	789	3 032	1 030
UNTD KINGDOM	46 396	253 024	86 080	SINGAPORE	2 149	11 857	4 070
IRELAND	390	2 045	711	PHILIPPINES	75	395	137
DENMARK	8 763	54 154	18 698	CHINA	272	5 872	2 040
GREECE	1 134	7 064	2 398	SOUTH KOREA	109	601	210
ICELAND	134	1 491	523	JAPAN	1 335	12 112	4 221
NORWAY	4 025	23 002	8 052	TAIWAN	194	1 119	375
SWEDEN	6 657	56 197	19 148	HONG KONG	3 356	19 448	6 292
FINLAND	4 430	23 890	8 310	AUSTRALIA	5 944	31 732	10 867
SWITZERLAND	10 854	72 820	24 965	NEW ZEALAND	200	944	330
AUSTRIA	6 459	46 848	16 274	NEW CALEDON	33	176	61
PORTUGAL	1 002	4 784	1 669	FR POLYNESIA	38	246	85
SPAIN	6 331	38 196	13 311	752 AUTOMATIC DATA PROC EQUIP			
ANDORRA	31	372	123	IMPORTS	402 202	8 636 265	2 973 826
MALTA	43	210	70	FRANCE	18 547	612 714	219 419
YUGOSLAVIA	894	9 289	3 213	BELGIUM LUX	6 357	97 904	33 596
TURKEY	1 349	13 496	4 868	NETHERLANDS	23 925	369 135	126 734
SOVIETUNION	910	5 936	2 105	ITALY	30 901	489 736	168 509
POLAND	213	2 281	784	UNTD KINGDOM	53 150	1 378 529	475 763
CZECHOSLOVA	512	5 434	2 035	IRELAND	12 846	517 181	177 553
HUNGARY	1 049	7 002	2 516	DENMARK	2 362	51 597	17 987
BULGARIA	287	4 411	1 509	GREECE	47	3 109	958
CANARY IS	456	1 436	509	NORWAY	4 310	70 076	24 353
MOROCCO	328	1 968	660	SWEDEN	16 898	306 792	106 620
CEUTA MEL	27	102	36	FINLAND	2 221	15 042	5 112
ALGERIA	153	1 419	504	SWITZERLAND	2 594	48 685	16 993
TUNISIA	110	539	181	AUSTRIA	3 964	44 362	15 296
LIBYA	71	737	232	PORTUGAL	483	5 310	1 802
EGYPT	818	3 716	1 293	SPAIN	8 134	303 449	105 556
SUDAN	58	387	132	YUGOSLAVIA	10	291	98
MAURITANIA	22	143	52	TURKEY	5	1 612	493
UPPER VOLTA	21	125	40	SOVIETUNION	6	215	69
SENEGAL	37	162	61	POLAND	30	200	66
LIBERIA	16	119	43	CZECHOSLOVA	3	141	49
IVORY COAST	61	266	97	HUNGARY	117	813	298
GHANA	30	234	77	ROMANIA	6	670	205
TOGO	17	119	39	MOROCCO	5	209	74
NIGERIA	255	5 187	1 915	REP S AFRICA	90	705	249
CAMEROON	273	944	328	USA	78 345	2 523 788	856 230
GABON	67	307	109	CANADA	2 134	28 821	9 394
CONGO	13	152	53	MEXICO	258	4 916	1 785
ZAIRE	57	548	189	BAHAMAS	12	491	168
RWANDA	24	179	59	FRENCH GUIAN	1	131	45
BURUNDI	48	221	70	BRAZIL	25	639	232
ANGOLA	206	879	304	ARGENTINA	1 450	14 457	4 821
ETHIOPIA	43	284	97	CYPRUS		94	32
KENYA	251	820	278	ISRAEL	855	37 038	12 669
UGANDA	94	367	131	SAUDI ARABIA	7	261	94
TANZANIA	72	369	128	BAHRAIN	16	433	142
MADAGASCAR	13	99	32	ARAB EMIRAT	27	190	63
REUNION	50	278	94	INDIA	85	814	315
ZAMBIA	56	490	169	THAILAND	121	4 509	1 736
ZIMBABWE	31	315	110	SINGAPORE	1 052	46 439	16 160
MALAWI	21	136	46	SOUTH KOREA	12 963	105 661	36 036
REP S AFRICA	2 109	26 943	8 894	JAPAN	100 760	1 338 211	458 858
USA	68 988	397 061	136 908	TAIWAN	13 822	102 585	36 472
CANADA	4 556	27 333	9 409	HONG KONG	3 142	104 771	37 536
MEXICO	550	4 778	1 541	AUSTRALIA	54	2 375	783
GUATEMALA	45	209	72	NEW ZEALAND	37	492	176
EL SALVADOR	51	294	104	EXPORTS	352 119	7 446 360	2 575 428
COSTA RICA	70	378	130	FRANCE	61 585	1 137 111	397 924
PANAMA	314	1 268	439	BELGIUM LUX	17 108	332 062	114 577
CUBA	29	102	35	NETHERLANDS	29 082	526 821	180 617
HAITI	23	133	42	ITALY	37 364	697 305	240 262
DOMINIC REP	51	363	126	UNTD KINGDOM	53 271	1 173 343	404 887
GUADELOUPE	31	215	80	IRELAND	10 410	508 061	174 109
MARTINIQUE	27	188	69	DENMARK	9 082	203 894	71 081
JAMAICA	18	98	31	GREECE	1 349	21 302	7 362
BARBADOS	18	139	46	ICELAND	260	4 332	1 479
TRINIDAD TOB	42	234	75	NORWAY	6 905	139 121	47 597
NETH ANTILL	30	135	43	SWEDEN	10 221	222 235	76 736
COLOMBIA	15	195	75	FINLAND	5 821	109 642	38 095
VENEZUELA	1 049	5 999	2 085	SWITZERLAND	18 300	422 159	145 235
ECUADOR	112	490	166	AUSTRIA	13 628	328 642	114 090
PERU	325	2 074	709	PORTUGAL	1 675	33 193	11 389
BRAZIL	25	489	170	SPAIN	16 924	312 688	109 876
CHILE	426	2 603	914	GIBRALTAR	2	123	40
BOLIVIA	52	280	97	MALTA	37	1 147	392
PARAGUAY	75	512	174	YUGOSLAVIA	4 034	52 382	18 975
URUGUAY	30	177	63	TURKEY	1 379	27 416	9 739
ARGENTINA	341	2 962	1 013	SOVIETUNION	568	35 059	12 231
CYPRUS	166	700	245	POLAND	175	5 026	1 790
LEBANON	86	317	111	CZECHOSLOVA	444	14 464	5 158
SYRIA	502	2 471	875	HUNGARY	662	14 156	5 139
IRAQ	257	1 523	522	ROMANIA	3	789	267
IRAN	1 215	5 764	2 059	BULGARIA	986	6 864	2 348
ISRAEL	484	2 655	910	CANARY IS	21	559	175
JORDAN	150	768	267				
SAUDI ARABIA	1 019	3 788	1 322				
KUWAIT	297	1 267	426				

6 IMPORTS AND EXPORTS (SPECIAL TRADE) BY GROUPS OF THE SITC-REV. II AND BY COUNTRIES OF PRODUCTION AND CONSUMPTION 1985

GROUP COUNTRY	DT * 100 KG	1 000 DM	1 000 \$	GROUP COUNTRY	DT * 100 KG	1 000 DM	1 000 \$
MOROCCO	394	8 234	2 847	USA	52 825	797 247	611 182
ALGERIA	187	14 206	4 572	CANADA	1 043	20 447	6 915
TUNISIA	33	821	280	MEXICO	54	1 189	413
LIBYA	191	11 904	4 110	BRAZIL	7	353	116
EGYPT	315	6 883	2 357	ARGENTINA	92	4 428	1 452
SUDAN	17	635	235	ISRAEL	168	16 197	5 546
LIBERIA	13	639	220	SAUDI ARABIA	1	492	174
IVORY COAST	30	394	148	BAHRAIN	211	9 629	3 418
NIGERIA	120	2 432	830	THAILAND	4	180	58
GABON	2	178	60	INDONESIA	24	1 127	374
ZAIRE	21	240	79	MALAYSIA	110	8 588	2 810
ANGOLA	4	188	68	SINGAPORE	3 369	136 712	47 590
ETHIOPIA	9	125	47	PHILIPPINES	12	1 617	613
KENYA	20	523	177	CHINA	10	85	31
MAURITIUS	12	140	51	SOUTH KOREA	262	1 760	596
ZAMBIA	3	207	73	JAPAN	51 369	603 994	206 444
ZIMBABWE	16	596	197	TAIWAN	4 193	88 668	29 764
MALAWI	16	213	69	HONG KONG	1 210	35 408	12 479
REP S AFRICA	6 639	128 425	43 091	AUSTRALIA	52	1 963	654
SWAZILAND	10	506	181	NEW ZEALAND		101	36
USA	24 383	538 046	185 262	EXPORTS	177 487	4 838 194	1 661 001
CANADA	2 060	34 056	12 064	FRANCE	30 403	1 118 370	384 725
MEXICO	561	8 243	2 830	BELGIUM LUX	6 125	144 526	49 661
BERMUDA	26	452	142	NETHERLANDS	33 738	432 708	147 657
GUATEMALA	1	133	41	ITALY	12 905	559 332	192 587
HONDURAS	77	2 474	848	UNTD KINGDOM	18 966	548 240	187 225
EL SALVADOR	15	255	88	IRELAND	5 872	113 547	39 214
NICARAGUA	5	578	195	DENMARK	2 173	56 127	19 282
COSTA RICA	65	1 489	488	GREECE	268	4 923	1 675
PANAMA	9	191	67	ICELAND	41	1 494	528
CUBA	3	466	152	NORWAY	1 876	49 291	16 919
BAHAMAS	6	97	33	SWEDEN	12 886	263 837	91 037
JAMAICA	14	311	105	FINLAND	888	29 181	10 026
BARBADOS	15	321	101	SWITZERLAND	5 685	122 029	42 036
TRINIDAD TOB	14	313	103	AUSTRIA	7 871	291 483	100 673
NETH ANTILL	3	95	36	PORTUGAL	260	4 992	1 719
COLOMBIA	115	3 550	1 226	SPAIN	5 255	372 490	127 266
VENEZUELA	91	3 034	1 093	YUGOSLAVIA	1 469	23 751	8 321
ECUADOR	92	1 647	607	TURKEY	267	4 127	1 417
PERU	15	381	134	SOVIETUNION	490	19 379	6 509
BRAZIL	117	8 349	2 858	POLAND	405	2 886	992
CHILE	144	3 383	1 163	CZECHOSLOVA	222	5 416	1 923
PARAGUAY	23	607	211	HUNGARY	444	5 854	2 014
URUGUAY	36	774	265	ROMANIA	1	269	98
ARGENTINA	537	9 712	3 478	BULGARIA	483	2 500	853
CYPRUS	71	1 345	472	CANARY IS	9	189	58
LEBANON	45	771	272	MOROCCO	71	2 415	841
SYRIA	163	9 405	3 073	ALGERIA	68	2 646	906
IRAQ	94	3 913	1 284	TUNISIA	17	515	178
IRAN	143	5 583	1 933	LIBYA	31	1 711	587
ISRAEL	1 868	35 677	12 412	EGYPT	71	1 926	669
JORDAN	25	478	156	SUDAN	9	191	63
SAUDI ARABIA	451	19 817	6 641	SENEGAL	1	169	52
KUWAIT	182	3 766	1 316	IVORY COAST	2	194	70
BAHRAIN	170	3 824	1 418	GHANA	7	200	65
QATAR	31	435	140	NIGERIA	33	1 372	459
ARAB EMIRAT	229	4 017	1 407	CAMEROON	3	124	41
OMAN	117	1 644	571	GABON	17	941	305
PAKISTAN	152	3 448	1 215	ZAIRE	6	272	90
INDIA	204	5 844	2 008	ANGOLA	24	498	182
BANGLADESH	8	360	127	ETHIOPIA	6	233	82
SRI LANKA	38	634	224	KENYA	12	358	123
BURMA	15	469	155	TANZANIA	47	301	97
THAILAND	124	1 774	611	ZAMBIA	11	290	100
INDONESIA	204	4 909	1 628	ZIMBABWE	6	288	96
MALAYSIA	312	6 682	2 248	REP S AFRICA	771	23 214	7 795
SINGAPORE	682	16 226	5 546	USA	17 631	416 606	143 252
PHILIPPINES	196	8 783	2 900	CANADA	846	12 752	4 302
CHINA	448	20 293	7 134	MEXICO	199	1 917	638
NORTH KOREA	30	402	126	BERMUDA	17	317	104
SOUTH KOREA	191	6 654	2 357	GUATEMALA	4	138	47
JAPAN	1 465	35 392	12 493	HONDURAS	34	538	183
TAIWAN	458	7 309	2 661	COSTA RICA	26	1 839	699
HONG KONG	1 124	29 174	9 644	PANAMA	5	91	30
AUSTRALIA	4 778	72 892	25 674	BARBADOS	1	1 183	444
NEW ZEALAND	276	6 759	2 260	TRINIDAD TOB		111	35
POLAR REG	1	128	48	NETH ANTILL	5	139	53
759 OFFICE & ADP MCH PTS ACC				COLOMBIA	62	688	238
IMPORTS	243 159	6 004 815	2 063 364	VENEZUELA	60	1 933	665
FRANCE	24 075	795 833	273 493	ECUADOR	8	322	114
BELGIUM LUX	7 351	120 588	41 724	PERU	5	248	85
NETHERLANDS	15 579	418 532	143 586	BRAZIL	391	8 341	2 758
ITALY	29 524	622 808	218 987	CHILE	14	472	161
UNTD KINGDOM	24 401	655 294	225 781	PARAGUAY	14	305	113
IRELAND	5 838	235 329	81 874	URUGUAY	1	91	33
DENMARK	1 327	16 970	5 880	ARGENTINA	73	4 147	1 432
GREECE	10	255	83	CYPRUS	11	470	155
NORWAY	470	28 023	9 755	LEBANON	11	438	146
SWEDEN	3 836	114 048	39 399	SYRIA	52	1 267	449
FINLAND	259	6 629	2 302	IRAQ	119	2 319	800
SWITZERLAND	5 486	70 388	24 388	IRAN	66	2 611	968
AUSTRIA	2 674	66 174	22 111	ISRAEL	253	11 152	3 885
PORTUGAL	624	28 110	9 597	JORDAN	5	278	93
SPAIN	3 342	87 186	30 791	SAUDI ARABIA	138	4 994	1 716
YUGOSLAVIA	31	702	245	KUWAIT	44	1 533	512
CZECHOSLOVA	201	244	88	BAHRAIN	13	722	253
HUNGARY	3 002	3 461	1 204	QATAR	15	300	93
MOROCCO	19	1 578	548	ARAB EMIRAT	60	1 343	458
LIBYA		137	47	OMAN	34	669	234
NIGERIA	3	160	61	PAKISTAN	8	315	116
REP S AFRICA	66	1 494	514	INDIA	155	2 284	823
				SRI LANKA	10	110	36

6 IMPORTS AND EXPORTS (SPECIAL TRADE) BY GROUPS OF THE SITC-REV. II AND BY COUNTRIES OF PRODUCTION AND CONSUMPTION 1985

GROUP COUNTRY	DT = 100 KG	1 000 DM	1 000 \$	GROUP COUNTRY	DT = 100 KG	1 000 DM	1 000 \$
BURMA	1	126	44	SYRIA	107	492	176
THAILAND	28	786	271	IRAQ	26	339	121
INDONESIA	57	890	316	IRAN	498	1 770	586
MALAYSIA	85	1 053	365	ISRAEL	4 929	13 117	4 494
SINGAPORE	2 123	17 763	6 161	JORDAN	978	2 930	961
PHILIPPINES	98	8 113	2 722	SAUDI ARABIA	1 034	4 779	1 618
CHINA	44	2 822	931	KUWAIT	298	1 022	339
SOUTH KOREA	473	6 360	2 243	BAHRAIN	29	123	42
JAPAN	1 480	66 633	22 431	QATAR	178	645	215
TAIWAN	1 300	15 696	5 462	ARAB EMIRAT	860	3 095	1 064
HONG KONG	331	4 386	1 462	OMAN	462	1 825	616
MACAO	16	132	40	PAKISTAN	20	90	32
AUSTRALIA	721	13 014	4 422	INDIA	80	554	189
NEW ZEALAND	69	1 226	432	SRI LANKA	114	305	101
				THAILAND	634	1 709	606
				INDONESIA	1 539	5 663	1 914
				MALAYSIA	1 354	4 426	1 456
				SINGAPORE	4 150	12 915	4 356
				CHINA	72	417	140
				JAPAN	40	329	107
				TAIWAN	1 988	7 300	2 621
				HONG KONG	13 183	45 748	14 387
				AUSTRALIA	2 198	6 771	2 326
				FR POLYNESIA	114	325	105
761 TELEVISION RECEIVERS				762 RADIO BROADCAST RECEIVERS			
IMPORTS	304 870	915 937	313 195	IMPORTS	293 825	1 460 996	502 192
FRANCE	6 164	20 335	6 990	FRANCE	9 972	85 548	29 580
BELGIUM LUX	32 385	107 815	36 709	BELGIUM LUX	2 143	6 446	2 355
NETHERLANDS	39 962	111 046	37 298	NETHERLANDS	7 400	21 334	7 396
ITALY	16 565	48 297	16 247	ITALY	2 048	7 735	2 532
UNTD KINGDOM	19 005	56 636	19 498	UNTD KINGDOM	520	3 616	1 284
IRELAND	54	339	110	IRELAND	112	651	210
DENMARK	999	3 254	1 174	DENMARK	261	1 789	631
NORWAY	215	941	363	SWEDEN	16	167	62
SWEDEN	6 456	27 150	9 078	SWITZERLAND	610	7 183	2 490
FINLAND	13 584	38 523	13 511	AUSTRIA	13 474	61 548	21 182
SWITZERLAND	660	2 662	956	PORTUGAL	18 426	152 837	52 048
AUSTRIA	32 843	102 772	35 102	SPAIN	12	169	54
PORTUGAL	12 535	46 563	15 565	SOVIETUNION	788	709	260
SPAIN	10 411	27 945	9 647	POLAND	5 629	9 628	3 299
MALTA	859	3 166	1 080	CZECHOSLOVA	69	138	41
YUGOSLAVIA	69	131	50	USA	104	1 989	679
TURKEY	2 356	5 645	1 874	CANADA	1 399	11 576	3 787
SOVIETUNION	766	1 006	353	BRAZIL	284	2 013	781
POLAND	128	181	58	MALAYSIA	23 194	110 325	37 257
CZECHOSLOVA	261	362	112	SINGAPORE	14 379	61 099	21 011
HUNGARY	3 672	7 282	2 480	PHILIPPINES	1 742	6 034	2 061
ROMANIA	22 666	17 112	5 717	CHINA	904	2 904	1 009
EGYPT	741	3 636	1 375	SOUTH KOREA	36 598	139 226	47 963
USA	223	5 157	1 793	JAPAN	81 342	533 617	184 251
CANADA	13	417	130	TAIWAN	41 363	127 569	43 722
ISRAEL	126	192	69	HONG KONG	30 332	102 713	35 431
SINGAPORE	10 666	39 510	13 856	MACAO	457	2 312	776
CHINA	485	1 419	497	EXPORTS	99 973	670 299	229 857
SOUTH KOREA	12 655	25 585	8 931	FRANCE	16 875	92 680	31 591
JAPAN	51 733	194 562	67 034	BELGIUM LUX	9 798	70 067	24 212
TAIWAN	2 905	8 383	2 747	NETHERLANDS	14 582	67 788	23 021
HONG KONG	2 694	7 839	2 767	ITALY	13 460	66 726	22 790
EXPORTS	600 352	1 845 257	641 323	UNTD KINGDOM	10 315	113 702	39 046
FRANCE	64 026	202 648	70 511	IRELAND	574	2 625	918
BELGIUM LUX	26 743	74 792	26 263	DENMARK	4 210	17 359	5 945
NETHERLANDS	64 713	179 997	61 869	GREECE	1 333	6 255	2 099
ITALY	188 265	579 364	200 700	ICELAND	52	237	82
UNTD KINGDOM	43 877	126 855	45 080	NORWAY	1 315	14 544	5 022
IRELAND	5 231	15 480	5 471	SWEDEN	4 178	23 650	8 169
DENMARK	16 458	51 690	18 139	FINLAND	5 404	19 356	6 699
GREECE	10 549	41 069	14 431	SWITZERLAND	2 507	28 063	9 651
ICELAND	282	914	311	AUSTRIA	4 574	27 909	9 610
NORWAY	12 127	34 497	12 107	PORTUGAL	730	3 887	1 303
SWEDEN	30 745	81 313	28 401	SPAIN	1 825	13 418	4 637
FINLAND	3 994	12 975	4 574	ANDORRA	218	2 042	704
SWITZERLAND	34 103	109 803	38 710	MALTA	29	145	52
AUSTRIA	30 721	85 749	30 117	YUGOSLAVIA	811	3 868	1 334
PORTUGAL	656	2 120	730	TURKEY	1 326	7 366	2 529
SPAIN	2 592	8 234	2 592	SOVIETUNION	337	2 753	926
ANDORRA	144	526	181	POLAND	57	465	159
GIBRALTAR	73	275	92	CZECHOSLOVA	136	678	237
YUGOSLAVIA	4 769	21 281	7 465	HUNGARY	264	1 387	477
TURKEY	6 844	25 555	9 048	BULGARIA	584	2 930	933
SOVIETUNION	327	3 729	1 326	CANARY IS	159	456	164
POLAND	752	3 040	1 075	MOROCCO	32	239	78
CZECHOSLOVA	372	2 025	683	CEUTA MEL	20	179	61
HUNGARY	4 439	13 734	5 090	EGYPT	11	238	79
ROMANIA	81	321	114	NIGERIA	6	114	37
BULGARIA	1 207	4 591	1 591	CAMEROON	12	170	57
ALBANIA	42	146	58	ANGOLA	32	519	174
CANARY IS	1 650	4 460	1 523	KENYA	58	259	81
MOROCCO	496	1 532	501	REP S AFRICA	438	10 772	3 702
CEUTA MEL	509	1 609	540	USA	1 004	34 603	12 086
TUNISIA	214	896	330	CANADA	44	1 035	354
EGYPT	1 771	7 578	2 498	PANAMA	5	114	40
MALI	33	107	36	MARTINIQUE	12	89	33
SENEGAL	59	200	67	COLOMBIA	4	190	65
GHANA	34	118	36	PERU	5	247	82
BENIN	27	135	45	BRAZIL	68	208	72
NIGERIA	748	2 459	914	CHILE	37	370	125
CAMEROON	331	1 310	474	CYPRUS	298	896	307
GABON	64	212	73	LEBANON	20	136	49
ZAIRE	104	249	85	SYRIA	10	104	36
ANGOLA	28	522	160				
KENYA	140	563	182				
REUNION	171	523	179				
REP S AFRICA	37	287	93				
USA	1 380	11 570	4 043				
CANADA	161	592	214				
GUADELOUPE	81	357	134				
MARTINIQUE	110	382	131				
CYPRUS	2 570	7 794	2 672				
LEBANON	412	1 141	367				

6 IMPORTS AND EXPORTS (SPECIAL TRADE) BY GROUPS OF THE SITC-REV. II AND BY COUNTRIES OF PRODUCTION AND CONSUMPTION 1985

GROUP COUNTRY	DT * 100 KG	1 000 DM	1 000 \$	GROUP COUNTRY	DT * 100 KG	1 000 DM	1 000 \$
IRELAND	1 375	17 882	6 411	NORTH YEMEN	50	2 176	730
DENMARK	10 573	138 208	48 425	SOUTH YEMEN	10	103	39
GREECE	21 294	137 064	47 204	AFGHANISTAN	24	711	232
ICELAND	578	4 222	1 518	PAKISTAN	3 929	57 383	19 576
NORWAY	6 312	71 384	24 975	INDIA	3 480	45 035	15 742
SWEDEN	8 039	74 440	25 549	BANGLADESH	504	9 715	3 308
FINLAND	6 221	77 634	26 559	MALDIVES	43	1 623	614
SWITZERLAND	20 811	226 264	78 658	SRI LANKA	96	1 420	473
AUSTRIA	54 806	360 521	124 885	NEPAL	82	2 267	738
PORTUGAL	26 021	135 600	45 891	BURMA	332	3 732	1 331
SPAIN	9 585	81 200	27 581	THAILAND	1 016	12 189	3 958
ANDORRA	33	589	192	INDONESIA	7 673	154 716	52 009
VATICAN CITY	5	111	38	MALAYSIA	1 242	13 456	4 537
MALTA	3 328	9 777	3 424	SINGAPORE	4 041	42 124	14 573
YUGOSLAVIA	4 175	47 871	16 977	PHILIPPINES	1 550	20 862	7 537
TURKEY	18 198	196 717	68 096	CHINA	8 546	69 591	24 116
SOVIET UNION	838	12 128	4 243	NORTH KOREA	36	913	305
POLAND	506	6 125	2 111	SOUTH KOREA	1 002	35 522	11 813
CZECHOSLOVAKIA	644	6 997	2 478	JAPAN	1 012	13 610	4 740
HUNGARY	2 657	12 758	4 486	TAIWAN	4 747	45 304	16 480
ROMANIA	43	1 191	427	HONG KONG	2 827	26 606	9 091
BULGARIA	1 115	10 250	3 577	MACAO	7	458	172
ALBANIA	47	1 175	404	AUSTRALIA	5 995	122 093	42 297
CANARY IS	536	1 381	477	AUST OCEANIA	2	117	42
MOROCCO	1 176	6 135	2 112	NEW ZEALAND	406	7 553	2 544
CEUTA MEL	50	151	50	FIJI	11	107	35
ALGERIA	2 235	46 559	16 052	POLAR REG		979	373
TUNISIA	6 132	19 986	6 763				
LIBYA	1 790	33 215	11 376	771 ELECTRIC POWER MACHY NES			
EGYPT	3 171	65 831	22 466				
SUDAN	562	5 994	2 067	IMPORTS	383 748	875 978	299 993
MAURITANIA	19	347	110				
MALI	48	1 304	442	FRANCE	115 124	118 241	40 307
UPPER VOLTA	8	257	80	BELGIUM LUX	17 310	41 713	14 266
NIGER	8	299	103	NETHERLANDS	11 215	38 652	13 349
CAPE VERDE	33	871	305	ITALY	12 401	34 601	11 989
SENEGAL	31	1 547	495	UNITED KINGDOM	13 484	38 481	13 361
GUINEA	26	224	74	IRELAND	1 817	13 122	4 571
LIBERIA	51	1 109	371	DENMARK	5 362	11 853	3 942
IVORY COAST	75	1 539	505	GREECE	318	605	209
GHANA	28	391	128	NORWAY	1 708	4 786	1 680
TOGO	30	1 157	411	SWEDEN	5 389	15 305	5 320
BENIN	58	1 294	394	FINLAND	22 749	16 785	5 797
NIGERIA	1 268	28 072	9 271	SWITZERLAND	62 136	75 871	26 105
CAMEROON	238	6 302	2 284	AUSTRIA	19 710	91 429	31 238
GABON	40	1 314	454	PORTUGAL	1 504	5 452	1 858
CONGO	48	1 159	435	SPAIN	2 946	10 333	3 523
ZAIRE	120	2 048	732	MALTA	140	2 428	830
RWANDA	106	1 814	599	YUGOSLAVIA	18 840	10 126	3 474
BURUNDI	3	912	39	TURKEY	78	340	120
ANGOLA	48	1 226	427	POLAND	408	227	76
ETHIOPIA	15	697	242	CZECHOSLOVAKIA	83	269	85
SOMALIA	22	538	178	HUNGARY	4 310	4 505	1 540
KENYA	663	3 990	1 501	BULGARIA	1 864	1 634	553
UGANDA	21	1 404	457	CANARY IS	6	187	61
TANZANIA	38	1 260	461	TUNISIA	1 099	6 785	2 337
SEYCHELLES	9	168	56	LIBYA	899	1 238	468
MOZAMBIQUE	4	160	56	REP S AFRICA	10	123	42
MADAGASCAR	5	239	81	USA	20 159	162 313	55 076
REUNION	4	255	87	CANADA	1 818	7 008	2 379
MAURITIUS	17	395	138	MEXICO	39	825	283
ZAMBIA	8	275	95	PANAMA	620	823	290
ZIMBABWE	2 158	23 827	7 639	BRAZIL	1 364	2 376	804
MALAWI	2	179	60	CHILE	77	142	49
REP S AFRICA	10 446	355 332	120 723	ISRAEL	580	7 753	2 648
BOTSWANA	7	329	108	SAUDI ARABIA	829	541	166
USA	17 942	255 331	86 589	ARAB EMIRAT	6	256	81
CANADA	2 618	23 852	8 242	INDIA	62	280	94
MEXICO	816	35 390	13 195	MALAYSIA	888	5 031	1 680
GUATEMALA	66	901	303	SINGAPORE	1 924	7 379	2 584
HONDURAS	8	462	145	PHILIPPINES	58	285	106
EL SALVADOR	133	3 675	1 243	CHINA	131	516	175
NICARAGUA	56	664	227	SOUTH KOREA	83	830	274
COSTA RICA	188	2 477	836	JAPAN	23 924	90 620	31 306
PANAMA	56	997	333	TAIWAN	3 165	10 006	3 471
CUBA	6	322	112	HONG KONG	6 749	33 340	11 276
MARTINIQUE	64	193	69				
JAMAICA	4	261	87	EXPORTS	855 613	1 760 355	606 884
BARBADOS	2	85	33				
TRINIDAD TOB	37	2 170	819	FRANCE	58 709	179 769	61 943
NETH ANTILL	5	123	41	BELGIUM LUX	47 737	85 363	29 333
COLOMBIA	1 482	25 881	8 473	NETHERLANDS	95 290	150 822	51 636
VENEZUELA	1 288	13 755	4 895	ITALY	24 348	95 406	32 551
SURINAME	5	263	100	UNITED KINGDOM	92 441	182 256	62 691
ECUADOR	134	3 872	1 320	IRELAND	8 202	11 995	4 168
PERU	201	7 309	2 552	DENMARK	29 522	49 742	17 216
BRAZIL	1 939	37 174	12 972	GREECE	3 613	4 264	1 450
CHILE	678	9 777	3 395	ICELAND	665	716	247
PARAGUAY	515	4 379	1 467	NORWAY	10 444	22 639	7 852
URUGUAY	2 444	19 396	6 308	SWEDEN	43 685	84 298	28 967
ARGENTINA	12 141	93 091	31 902	FINLAND	10 054	21 419	7 367
CYPRUS	325	2 460	849	SWITZERLAND	43 105	113 686	39 391
LEBANON	638	1 217	410	AUSTRIA	40 827	93 482	32 101
SYRIA	1 429	22 304	8 125	PORTUGAL	9 379	11 075	3 825
IRAQ	1 058	50 128	17 533	SPAIN	15 562	87 056	29 801
IRAN	19 018	247 725	84 085	ANDORRA	21	84	31
ISRAEL	3 810	47 225	16 360	MALTA	1 543	1 078	367
JORDAN	1 045	8 764	3 024	YUGOSLAVIA	2 099	11 483	3 922
SAUDI ARABIA	5 551	41 273	14 223	TURKEY	4 958	18 309	6 279
KUWAIT	1 108	19 939	6 517	SOVIET UNION	532	5 490	1 983
BAHRAIN	104	2 585	918	POLAND	371	1 877	646
QATAR	225	2 443	825	CZECHOSLOVAKIA	229	1 816	654
ARAB EMIRAT	1 313	31 452	10 908	HUNGARY	4 583	7 383	2 521
OMAN	1 414	32 461	11 169	ROMANIA	16	272	96

6 IMPORTS AND EXPORTS (SPECIAL TRADE) BY GROUPS OF THE SITC-REV. II AND BY COUNTRIES OF PRODUCTION AND CONSUMPTION 1985

GROUP COUNTRY	DT = 100 KG	1 000 DM	1 000 \$	GROUP COUNTRY	DT = 100 KG	1 000 DM	1 000 \$
BULGARIA	1 131	3 202	1 165	ANDORRA	130	5 026	1 725
MOROCCO	44	199	66	MALTA	602	3 314	1 151
ALGERIA	7 780	7 367	2 677	YUGOSLAVIA	8 882	14 633	5 010
TUNISIA	1 030	4 375	1 516	TURKEY	865	1 608	518
LIBYA	17 110	17 883	6 320	SOVIETUNION		262	85
EGYPT	7 967	8 530	2 980	POLAND	1 098	4 439	1 503
SUDAN	99	212	71	CZECHOSLOVA	306	301	99
MALI	141	108	40	HUNGARY	3 213	7 240	2 507
LIBERIA	97	208	69	BULGARIA	46	237	74
IVORY COAST	392	524	179	TUNISIA	5 300	33 987	11 713
GHANA	41	116	41	REP S AFRICA	139	1 144	401
TOGO	102	99	34	USA	31 802	676 224	229 769
NIGERIA	2 476	2 995	993	CANADA	1 007	7 799	2 686
CAMEROON	56	416	138	MEXICO	378	3 780	1 278
RWANDA	325	322	104	COSTA RICA	358	2 970	989
BURUNDI	136	157	58	BRAZIL	2 852	14 884	5 099
ANGOLA	151	264	91	ARGENTINA	8	82	30
ETHIOPIA	101	178	61	ISRAEL	248	3 228	1 104
SOMALIA	161	173	57	SAUDI ARABIA	6	316	111
KENYA	176	257	88	INDIA	274	979	335
TANZANIA	158	309	97	THAILAND	1E	295	114
MOZAMBIQUE	113	334	101	MALAYSIA	2 530	23 327	7 938
MAURITIUS	89	174	63	SINGAPORE	6 703	72 691	24 750
ZAMBIA	93	170	58	PHILIPPINES	14	505	177
ZIMBABWE	371	525	185	CHINA	24	271	96
MALAWI	27	474	162	SOUTH KOREA	4 481	14 920	5 008
REP S AFRICA	11 363	22 810	7 808	JAPAN	23 987	331 630	113 589
BOTSWANA	386	242	79	TAIWAN	6 121	36 013	12 198
USA	42 440	116 639	40 549	HONG KONG	2 985	14 779	5 053
CANADA	3 399	10 062	3 408	AUSTRALIA	70	659	223
MEXICO	637	2 767	959				
GUATEMALA	240	418	146	EXPORTS	1 353 782	8 682 074	2 972 702
EL SALVADOR	78	140	49				
NICARAGUA	408	764	268	FRANCE	109 852	1 125 496	382 826
COSTA RICA	239	376	130	BELGIUM LUX	86 533	380 215	130 522
PANAMA	1 396	1 735	589	NETHERLANDS	131 674	642 794	220 171
CUBA	66	371	116	ITALY	89 455	707 602	241 498
DOMINIC REP	1 630	3 459	1 142	UNITD KINGDOM	88 531	683 562	233 588
NETH ANTILL	92	208	68	IRELAND	7 300	42 881	14 562
COLOMBIA	396	1 584	583	DENMARK	34 166	196 981	67 502
VENEZUELA	1 546	2 120	738	GREECE	16 355	52 414	17 827
ECUADOR	177	228	80	ICELAND	2 339	6 687	2 304
PERU	218	430	136	NORWAY	35 038	182 896	62 841
BRAZIL	7 618	20 972	7 955	SWEDEN	76 151	420 370	144 269
CHILE	3 271	5 630	1 876	FINLAND	23 052	133 041	45 736
BOLIVIA	59	331	106	SWITZERLAND	74 951	538 394	184 832
ARGENTINA	340	2 103	725	AUSTRIA	98 113	529 316	181 583
CYPRUS	142	261	96	PORTUGAL	11 776	67 554	22 859
LEBANON	74	167	50	SPAIN	31 644	280 024	96 035
SYRIA	1 287	2 417	746	ANDORRA	30	713	237
IRAQ	5 866	9 456	3 161	MALTA	557	2 435	861
IRAN	19 036	32 486	10 914	YUGOSLAVIA	7 605	71 845	24 784
ISRAEL	4 398	6 323	2 193	TURKEY	44 761	84 727	29 185
JORDAN	2 326	2 840	886	SOVIETUNION	4 544	83 195	29 062
SAUDI ARABIA	51 184	56 074	18 725	POLAND	1 934	18 898	6 416
KUWAIT	28 869	36 062	13 184	CZECHOSLOVA	1 350	17 888	6 234
BAHRAIN	166	237	87	HUNGARY	5 951	57 954	20 010
QATAR	598	591	201	ROMANIA	821	7 486	2 613
ARAB EMIRAT	2 122	2 014	695	BULGARIA	946	16 848	5 857
OMAN	1 630	1 031	361	ALBANIA	156	1 267	443
NORTH YEMEN	485	486	176	CANARY IS	243	1 281	439
AFGHANISTAN	289	282	98	MOROCCO	380	2 233	763
PAKISTAN	1 912	4 593	1 559	ALGERIA	4 826	21 151	7 086
INDIA	8 341	20 823	7 359	TUNISIA	6 660	27 109	9 258
BANGLADESH	4 745	5 381	1 712	LIBYA	13 252	57 197	19 506
SRI LANKA	1 978	1 451	448	EGYPT	14 898	74 389	26 071
NEPAL	211	186	65	SUDAN	353	1 633	592
BURMA	312	760	274	MAURITANIA	21	99	36
THAILAND	5 220	4 916	1 703	MALI	37	313	100
LAOS	12	75	30	CAPE VERDE	41	132	48
INDONESIA	6 304	8 781	3 072	SENEGAL	30	465	157
MALAYSIA	7 122	7 208	2 423	GUINEA	67	306	104
SINGAPORE	13 016	17 286	5 919	SIERRA LEONE	138	130	48
PHILIPPINES	1 739	3 192	1 014	LIBERIA	231	849	284
CHINA	6 540	12 594	4 738	IVORY COAST	607	2 100	720
NORTH KOREA	12	209	78	GHANA	95	641	204
SOUTH KOREA	765	5 449	1 898	TOGO	46	302	93
JAPAN	782	5 849	2 033	BENIN	14	101	36
TAIWAN	1 726	4 687	1 663	NIGERIA	7 310	37 523	11 964
HONG KONG	6 605	6 380	2 284	CAMEROON	333	1 452	532
MACAO	838	498	173	GABON	18	171	57
AUSTRALIA	3 921	13 004	4 370	CONGO	986	1 703	653
PAPUA NEW G	119	399	130	ZAIRE	105	562	196
NEW ZEALAND	25	162	56	RWANDA	303	875	299
				BURUNDI	575	1 474	501
				ANGOLA	388	2 119	725
				ETHIOPIA	249	805	262
				SOMALIA	176	642	224
				KENYA	433	2 356	784
				UGANDA	91	172	58
				TANZANIA	877	2 246	764
				MOZAMBIQUE	47	207	72
				MADAGASCAR	21	480	172
				MAURITIUS	32	171	63
				ZAMBIA	836	2 802	1 016
				ZIMBABWE	244	1 610	560
				MALAWI	60	607	232
				REP S AFRICA	18 660	100 369	33 902
				USA	54 984	527 849	180 873
				CANADA	7 237	49 013	16 781
				MEXICO	13 577	59 742	20 510
				GUATEMALA	249	1 548	520
				HONDURAS	27	347	120
				EL SALVADOR	183	1 467	494
772 SWITCHGEAR ETC & PTS NES							
IMPORTS	440 072	3 691 565	1 263 974				
FRANCE	91 991	486 431	167 687				
BELGIUM LUX	16 199	160 891	55 272				
NETHERLANDS	35 064	253 710	86 649				
ITALY	42 807	216 697	74 378				
UNITD KINGDOM	22 586	243 785	83 909				
IRELAND	4 706	50 959	17 503				
DENMARK	6 485	40 034	13 691				
GREECE	9 170	25 100	8 523				
NORWAY	3 515	14 705	5 110				
SWEDEN	6 991	28 732	9 891				
FINLAND	1 813	7 868	2 666				
SWITZERLAND	36 516	506 202	173 718				
AUSTRIA	29 489	222 816	76 378				
PORTUGAL	10 463	84 181	28 688				
SPAIN	15 789	71 132	24 306				

6 IMPORTS AND EXPORTS (SPECIAL TRADE) BY GROUPS OF THE SITC-REV. II AND BY COUNTRIES OF PRODUCTION AND CONSUMPTION 1985

GROUP COUNTRY	DT * 100 KG	1 000 DM	1 000 \$	GROUP COUNTRY	DT * 100 KG	1 000 DM	1 000 \$
NICARAGUA	99	752	267	IRELAND	36 097	42 329	14 536
COSTA RICA	280	1 907	641	DENMARK	72 419	70 196	24 194
PANAMA	10	148	51	GREECE	6 549	7 618	2 602
CUBA	753	2 794	906	ICELAND	3 499	2 108	729
HAITI	95	542	190	NORWAY	24 042	27 410	9 411
DOMINIC REP	937	8 343	2 694	SWEDEN	73 624	84 447	29 070
BARBADOS	52	2 176	858	FINLAND	12 658	19 365	6 720
TRINIDAD TOB	222	884	323	SWITZERLAND	82 025	103 210	35 603
NETH ANTILL	455	1 087	375	AUSTRIA	137 097	184 969	52 544
COLOMBIA	1 849	11 627	4 122	PORTUGAL	31 604	32 046	11 002
VENEZUELA	8 324	47 384	16 955	SPAIN	14 685	26 229	8 945
SURINAME	108	406	141	MALTA	654	702	233
ECUADOR	281	1 624	553	YUGOSLAVIA	13 794	15 602	5 257
PERU	482	3 542	1 200	TURKEY	26 434	28 524	9 334
BRAZIL	3 830	35 061	12 094	SOVIETUNION	27 054	17 496	6 087
CHILE	3 824	21 308	7 162	POLAND	40 895	22 857	7 805
BOLIVIA	32	523	189	CZECHOSLOVA	2 101	2 960	997
PARAGUAY	417	2 790	1 011	HUNGARY	9 957	12 305	4 136
URUGUAY	532	2 184	815	ROMANIA	2 278	3 767	1 332
ARGENTINA	2 990	26 128	8 943	BULGARIA	1 831	3 066	1 116
CYPRUS	429	1 657	543	ALBANIA	420	402	143
LEBANON	932	2 941	978	CANARY IS	67	98	32
SYRIA	4 618	19 084	6 691	MOROCCO	2 344	2 463	884
IRAQ	10 436	56 359	19 034	ALGERIA	3 205	3 897	1 325
IRAN	23 513	110 170	37 868	TUNISIA	12 985	8 784	3 071
ISRAEL	10 405	58 514	19 834	LIBYA	47 721	30 200	9 973
JORDAN	2 268	11 710	4 094	EGYPT	47 506	34 347	11 784
SAUDI ARABIA	38 870	124 855	42 084	SUDAN	294	215	68
KUWAIT	23 484	98 203	34 836	CAPE VERDE	162	336	115
BAHRAIN	888	3 040	1 018	GUINEA	832	720	259
QATAR	302	1 068	357	LIBERIA	526	482	168
ARAB EMIRAT	6 514	24 148	8 091	IVORY COAST	774	1 044	338
OMAN	1 891	10 350	3 584	GHANA	1 452	757	236
NORTH YEMEN	1 255	2 516	866	NIGERIA	11 269	28 431	10 316
SOUTH YEMEN	127	637	220	CAMEROON	446	771	286
AFGHANISTAN	465	1 824	621	GABON	172	96	33
PAKISTAN	2 649	18 336	6 188	ZAIRE	1 023	778	269
INDIA	5 500	51 093	17 725	RWANDA	1 771	1 308	456
BANGLADESH	1 145	5 317	1 771	BURUNDI	807	802	272
SRI LANKA	465	2 167	743	ANGOLA	420	410	133
NEPAL	124	452	154	ETHIOPIA	535	501	172
BHUTAN	152	341	104	SOMALIA	365	218	69
BURMA	760	3 110	1 072	KENYA	2 784	1 950	682
THAILAND	3 531	13 826	4 843	TANZANIA	446	699	235
INDONESIA	8 381	34 255	11 558	MADAGASCAR	105	96	33
MALAYSIA	3 833	19 130	6 559	ZAMBIA	90	190	63
BRUNEI	19	278	95	ZIMBABWE	3 281	1 570	579
SINGAPORE	11 002	92 177	31 302	MALAWI	34	105	38
PHILIPPINES	614	2 942	978	REP S AFRICA	14 140	21 423	7 323
CHINA	12 725	62 748	21 601	USA	12 843	37 172	12 741
SOUTH KOREA	4 614	35 829	12 372	CANADA	1 486	2 337	829
JAPAN	8 917	135 974	46 526	MEXICO	2 855	4 990	1 749
TAIWAN	3 670	23 339	7 897	GUATEMALA	622	375	121
HONG KONG	4 702	24 303	8 438	EL SALVADOR	97	142	50
AUSTRALIA	21 814	107 341	36 973	NICARAGUA	447	256	91
PAPUA NEW G	84	305	102	COSTA RICA	597	512	171
NEW ZEALAND	1 443	7 300	2 526	TRINIDAD TOB	160	96	33
				NETH ANTILL	1 350	1 188	397
				COLOMBIA	706	731	267
				VENEZUELA	264	989	205
				SURINAME	234	173	64
				FRENCH GUIAN	48	224	72
				ECUADOR	117	322	109
				PERU	134	435	157
				BRAZIL	2 599	6 452	2 219
				CHILE	399	585	203
				BOLIVIA	184	194	71
				PARAGUAY	559	653	235
				ARGENTINA	631	1 221	426
				CYPRUS	341	269	91
				LEBANON	2 367	1 249	381
				SYRIA	6 547	5 493	1 937
				IRAQ	41 834	34 638	12 060
				IRAN	79 873	43 177	14 578
				ISRAEL	22 342	14 133	4 791
				JORDAN	21 738	8 792	3 252
				SAUDI ARABIA	124 847	101 931	34 256
				KUWAIT	46 363	67 883	24 126
				BAHRAIN	489	577	203
				QATAR	104	170	55
				ARAB EMIRAT	4 764	4 128	1 427
				OMAN	15 949	18 812	6 178
				NORTH YEMEN	2 982	1 761	579
				SOUTH YEMEN	197	880	303
				AFGHANISTAN	3 606	1 787	614
				PAKISTAN	5 704	5 175	1 725
				INDIA	10 669	12 843	4 505
				BANGLADESH	381	499	168
				SRI LANKA	305	273	94
				BURMA	693	498	175
				THAILAND	1 370	1 708	607
				INDONESIA	5 923	4 770	1 551
				MALAYSIA	20 520	9 209	3 298
				SINGAPORE	6 083	9 639	3 347
				PHILIPPINES	1 002	837	271
				CHINA	11 066	13 998	4 686
				NORTH KOREA	158	423	146
				SOUTH KOREA	322	871	294
				JAPAN	467	2 226	765
				TAIWAN	725	1 236	426
				HONG KONG	9 136	8 027	2 700
				AUSTRALIA	5 334	8 366	2 904
				NEW ZEALAND	430	546	181
773 ELECTR DISTRIBUTING MACH							
IMPORTS	975 441	1 190 746	408 143				
FRANCE	119 650	100 072	34 213				
BELGIUM LUX	130 486	87 253	30 052				
NETHERLANDS	64 801	79 590	27 104				
ITALY	112 740	92 110	31 757				
UNTD KINGDOM	23 773	99 666	34 268				
IRELAND	17 551	48 287	16 579				
DENMARK	1 714	3 484	1 201				
GREECE	7 488	6 111	2 146				
NORWAY	3 259	5 030	1 735				
SWEDEN	39 482	26 062	8 903				
FINLAND	10 724	6 060	2 079				
SWITZERLAND	41 283	57 446	19 658				
AUSTRIA	99 932	128 810	44 365				
PORTUGAL	25 693	81 498	28 097				
SPAIN	15 118	38 200	13 068				
YUGOSLAVIA	179 201	80 639	27 425				
POLAND	92	290	102				
CZECHOSLOVA	30 559	6 142	2 133				
HUNGARY	820	848	304				
ROMANIA	377	209	79				
TUNISIA	8 711	18 210	6 221				
REP S AFRICA	185	525	197				
USA	24 827	169 922	57 941				
CANADA	1 005	2 215	768				
BRAZIL	342	562	189				
ISRAEL	1 545	1 631	553				
INDIA	35	177	59				
MALAYSIA	64	773	248				
SINGAPORE	481	3 283	1 120				
SOUTH KOREA	175	251	81				
JAPAN	7 880	34 250	11 658				
TAIWAN	4 538	9 383	3 250				
HONG KONG	405	1 009	340				
AUSTRALIA	294	437	150				
EXPORTS	1 971 305	2 125 146	729 188				
FRANCE	164 727	180 215	61 763				
BELGIUM LUX	155 301	214 202	73 631				
NETHERLANDS	259 616	236 537	80 802				
ITALY	49 971	72 197	24 695				
UNTD KINGDOM	84 751	155 535	53 224				

6 IMPORTS AND EXPORTS (SPECIAL TRADE) BY GROUPS OF THE SITC-REV. 11 AND BY COUNTRIES OF PRODUCTION AND CONSUMPTION 1985

GROUP COUNTRY	DT * 100 KG	1 000 DM	1 000 \$	GROUP COUNTRY	DT * 100 KG	1 000 DM	1 000 \$
774 ELECTRO-MEDCL.XRAY EQUIP							
IMPORTS	48 585	875 898	300 893	BRAZIL	411	15 949	5 655
FRANCE	3 804	55 960	19 276	CHILE	131	5 126	1 684
BELGIUM LUX	701	9 471	3 253	BOLIVIA	4	186	87
NETHERLANDS	16 648	229 743	79 348	PARAGUAY	3	314	106
ITALY	4 535	33 992	11 658	URUGUAY	9	147	51
UNTD KINGDOM	1 603	41 711	14 670	ARGENTINA	123	4 283	1 470
IRELAND	7	199	68	CYPRUS	87	1 969	748
DENMARK	1 134	17 168	5 980	LEBANON	121	3 974	1 357
GREECE	11	155	54	SYRIA	673	8 190	2 805
NORWAY	11	457	161	IRAQ	539	8 008	2 718
SWEDEN	3 752	63 466	21 851	IRAN	234	5 646	1 948
FINLAND	1 747	13 414	4 522	ISRAEL	429	12 951	4 603
SWITZERLAND	1 883	40 981	14 139	JORDAN	107	2 155	761
AUSTRIA	1 379	34 706	11 950	SAUDI ARABIA	1 439	40 408	14 084
PORTUGAL	11	92	35	KUWAIT	211	5 090	1 765
SPAIN	345	1 212	426	BAHRAIN	10	469	161
YUGOSLAVIA	207	1 494	536	QATAR	74	1 584	550
POLAND	9	258	100	ARAB EMIRAT	476	10 919	3 742
CZECHOSLOVA	5	169	57	OMAN	169	2 485	891
HUNGARY	236	1 075	372	NORTH YEMEN	147	1 637	560
LIBYA	8	114	41	PAKISTAN	361	7 341	2 548
REP S AFRICA	3	184	63	INDIA	711	19 054	6 775
USA	6 101	193 501	65 667	BANGLADESH	201	5 285	1 936
CANADA	37	271	95	NEPAL	2	93	34
BRAZIL	6	121	40	BURMA	9	91	30
ISRAEL	195	4 911	1 690	THAILAND	306	6 410	2 072
SAUDI ARABIA	27	322	109	INDONESIA	409	11 830	3 905
THAILAND	4	111	37	MALAYSIA	143	2 781	970
SINGAPORE	11	141	48	BRUNEI	20	233	82
CHINA	8	156	53	SINGAPORE	287	5 895	2 016
SOUTH KOREA	11	129	43	PHILIPPINES	21	641	225
JAPAN	4 082	129 228	44 226	CHINA	1 721	51 227	18 542
HONG KONG	22	351	117	NORTH KOREA	77	1 653	575
AUSTRALIA	2	170	55	SOUTH KOREA	489	16 485	5 839
EXPORTS	103 065	2 124 560	734 574	JAPAN	1 957	52 454	17 922
FRANCE	5 674	118 045	40 634	TAIWAN	526	16 145	5 666
BELGIUM LUX	2 922	60 937	20 967	HONG KONG	123	2 467	845
NETHERLANDS	6 798	113 607	39 409	AUSTRALIA	1 281	25 511	9 001
ITALY	5 034	93 622	31 914	NEW ZEALAND	211	6 482	2 451
UNTD KINGDOM	5 966	114 497	38 757	775 HOUSEHOLD TYPE EQUIP NES			
IRELAND	230	4 969	1 724	IMPORTS	1 938 241	2 071 634	711 081
DENMARK	884	22 548	7 656	FRANCE	175 493	250 514	85 788
GREECE	763	22 538	7 644	BELGIUM LUX	19 023	31 656	10 670
ICELAND	78	1 753	645	NETHERLANDS	47 027	83 211	28 723
NORWAY	667	13 246	4 535	ITALY	921 685	725 955	248 920
SWEDEN	2 035	39 793	13 553	UNTD KINGDOM	58 111	76 713	26 463
FINLAND	1 277	18 436	6 190	IRELAND	38 314	87 147	29 501
SWITZERLAND	2 413	45 479	15 665	DENMARK	25 435	21 277	7 217
AUSTRIA	2 940	55 588	19 265	GREECE	7 471	4 837	1 626
PORTUGAL	507	10 225	3 484	NORWAY	1 826	2 720	938
SPAIN	2 094	30 355	10 482	SWEDEN	36 210	68 270	23 555
MALTA	148	2 056	698	FINLAND	3 158	3 908	1 345
YUGOSLAVIA	1 205	34 905	12 527	SWITZERLAND	34 306	80 522	27 817
TURKEY	574	7 140	2 443	AUSTRIA	158 655	170 576	58 605
SOVIETUNION	2 621	64 434	23 176	PORTUGAL	1 804	2 425	847
POLAND	407	16 322	5 594	SPAIN	69 251	74 988	25 836
CZECHOSLOVA	733	24 220	8 953	YUGOSLAVIA	169 334	83 045	28 478
HUNGARY	647	17 191	6 058	TURKEY	642	549	185
ROMANIA	91	2 905	991	SOVIETUNION	17 566	5 122	1 765
BULGARIA	485	12 688	4 431	POLAND	6 887	4 545	1 552
ALBANIA	4	177	58	CZECHOSLOVA	6 287	3 241	1 114
CANARY IS	18	285	96	HUNGARY	23 332	14 798	5 076
MOROCCO	540	12 440	4 669	ROMANIA	8 364	2 902	1 005
ALGERIA	594	13 578	4 635	USA	5 645	27 162	9 231
TUNISIA	26	1 076	353	CANADA	90	705	240
LIBYA	234	10 005	3 292	BRAZIL	521	2 315	808
EGYPT	475	12 132	4 342	ISRAEL	515	423	149
SUDAN	151	2 925	954	MALAYSIA	948	3 026	1 010
NIGER	5	86	33	SINGAPORE	9 975	23 567	7 951
SENEGAL	2	94	31	SOUTH KOREA	222	420	142
GUINEA	51	1 180	362	JAPAN	64 726	144 852	50 453
IVORY COAST	12	338	117	TAIWAN	658	2 301	784
TOGO	48	654	202	HONG KONG	24 673	67 699	23 221
NIGERIA	85	1 885	611	EXPORTS	3 162 123	4 304 065	1 484 124
CAMEROON	64	1 313	463	FRANCE	543 921	664 200	228 726
GABON	15	237	77	BELGIUM LUX	248 542	292 353	101 066
ZAIRE	39	756	271	NETHERLANDS	377 850	454 177	156 256
ANGOLA	38	1 016	377	ITALY	207 197	287 130	98 397
ETHIOPIA	3	102	33	UNTD KINGDOM	314 198	481 589	166 147
KENYA	23	310	104	IRELAND	43 375	52 667	17 904
TANZANIA	56	537	163	DENMARK	119 932	141 919	49 225
ZIMBABWE	19	322	107	GREECE	72 807	87 436	30 166
REP S AFRICA	1 205	26 265	8 790	ICELAND	4 395	6 691	2 293
USA	33 785	623 790	214 983	FAROE IS	273	462	159
CANADA	2 471	46 879	15 966	NORWAY	123 813	164 638	57 187
MEXICO	425	14 760	5 054	SWEDEN	114 512	161 241	55 917
GUATEMALA	29	522	170	FINLAND	61 968	90 808	31 622
EL SALVADOR	33	1 886	588	SWITZERLAND	220 912	324 507	111 569
NICARAGUA	7	109	37	AUSTRIA	289 041	361 224	124 950
COSTA RICA	40	1 736	623	PORTUGAL	26 221	27 019	9 158
PANAMA	129	1 974	717	SPAIN	60 925	65 525	22 705
CUBA	259	10 300	3 257	ANDORRA	334	1 245	437
WEST INDIES	6	142	53	GIBRALTAR	44	114	37
DOMINIC REP	1	107	37	MALTA	2 616	3 029	1 076
NETH ANTILL	5	99	32	YUGOSLAVIA	9 064	18 420	6 362
COLOMBIA	306	9 354	3 454	TURKEY	19 013	27 447	9 655
VENEZUELA	306	9 732	3 303	SOVIETUNION	1 375	4 900	1 740
ECUADOR	141	3 090	1 155	POLAND	2 118	6 182	2 119
PERU	14	378	139	CZECHOSLOVA	790	3 071	1 031

6 IMPORTS AND EXPORTS (SPECIAL TRADE) BY GROUPS OF THE SITC-REV. II AND BY COUNTRIES OF PRODUCTION AND CONSUMPTION 1985

GROUP COUNTRY	DT * 100 KG	1 000 DM	1 000 \$	GROUP COUNTRY	DT * 100 KG	1 000 DM	1 000 \$
HUNGARY	2 849	5 075	1 724	CANADA	28	9 541	3 286
ROMANIA	212	638	222	MEXICO	500	19 463	6 585
BULGARIA	1 300	2 007	675	EL SALVADOR	65	1 609	529
CANARY IS	1 386	3 009	1 056	HAITI	22	912	305
MOROCCO	262	560	195	BRAZIL	649	21 062	7 226
ALGERIA	34	162	51	ARGENTINA	21	1 738	579
TUNISIA	102	219	68	ISRAEL	24	714	244
LIBYA	366	587	203	INDIA	32	638	207
EGYPT	9 086	11 162	3 982	THAILAND	249	39 337	13 528
LIBERIA	55	86	31	INDONESIA	592	26 996	8 845
IVORY COAST	53	117	33	MALAYSIA	4 151	248 483	83 530
GHANA	84	122	35	SINGAPORE	1 559	155 206	52 713
NIGERIA	232	481	164	PHILIPPINES	2 493	132 824	45 077
CAMEROON	143	273	93	CHINA	3	88	31
GABON	176	336	116	SOUTH KOREA	3 813	75 755	25 593
ZAIRE	35	100	32	JAPAN	75 301	1 183 178	398 753
BURUNDI	69	112	37	TAIWAN	8 945	240 805	81 880
ANGOLA	36	131	43	HONG KONG	1 231	97 822	33 624
ETHIOPIA	104	172	60	AUSTRALIA	1	193	63
KENYA	131	332	105	EXPORTS	525 109	4 285 954	1 451 341
TANZANIA	149	238	76	FRANCE	73 297	681 969	228 993
REUNION	165	249	82	BELGIUM LUX	50 119	165 594	56 396
MAURITIUS	66	142	52	NETHERLANDS	54 535	267 679	90 901
ZAMBIA	63	169	55	ITALY	70 027	554 474	185 875
ZIMBABWE	665	586	200	UNITD KINGDOM	37 017	531 628	179 180
REP S AFRICA	27 627	33 320	11 388	IRELAND	767	34 596	11 435
USA	64 943	132 552	46 074	DENMARK	12 846	67 507	22 916
CANADA	13 358	40 933	14 199	GREECE	16 360	29 432	10 152
MEXICO	109	1 465	502	ICELAND	67	445	162
COSTA RICA	582	622	218	NORWAY	422	24 372	8 525
PANAMA	71	333	111	SWEDEN	11 304	80 689	26 997
QUADELOUPE	317	347	119	FINLAND	3 976	34 920	11 941
NETH ANTILL	60	228	82	SWITZERLAND	3 268	130 051	44 225
VENEZUELA	459	1 587	529	AUSTRIA	45 069	370 558	125 458
ECUADOR	173	252	81	PORTUGAL	4 111	72 230	24 390
PERU	503	605	199	SPAIN	29 297	67 769	23 048
BRAZIL	51	432	154	ANDORRA	3	335	115
CHILE	1 880	3 570	1 237	MALTA	954	2 512	798
BOLIVIA	46	133	40	YUGOSLAVIA	798	33 746	11 576
PARAGUAY	190	427	144	TURKEY	40 787	80 988	28 069
URUGUAY	837	1 118	375	SOVIETUNION	465	7 058	2 483
ARGENTINA	286	1 127	383	POLAND	34	4 464	1 504
CYPRUS	6 287	8 971	3 137	CZECHOSLOVA	1 192	8 743	3 080
LEBANON	5 928	6 538	2 228	HUNGARY	579	31 429	10 638
SYRIA	2 339	4 228	1 406	ROMANIA	87	1 751	596
IRAQ	830	2 111	717	BULGARIA	377	8 850	3 072
IRAN	7 419	9 689	3 446	ALBANIA	1	230	76
ISRAEL	27 325	29 332	10 026	CANARY IS	137	196	76
JORDAN	2 580	3 007	1 024	MOROCCO	144	1 350	475
SAUDI ARABIA	15 867	35 121	11 878	ALGERIA	157	5 643	1 914
KUWAIT	6 278	13 936	4 716	TUNISIA	3 034	8 390	2 822
BAHRAIN	1 015	1 929	653	LIBYA	57	3 369	1 063
QATAR	676	1 854	636	EGYPT	63	1 243	428
ARAB EMIRAT	8 644	16 452	5 635	SUDAN	2	136	46
OMAN	1 851	3 234	1 100	MALI	71	2 446	935
NORTH YEMEN	249	561	183	UPPER VOLTA	14	177	67
SOUTH YEMEN	246	732	252	GUINEA	13	100	31
AFGHANISTAN	302	469	163	IVORY COAST	13	127	40
PAKISTAN	572	1 239	418	TOGO	3	107	34
INDIA	187	1 098	375	BENIN	1	181	67
SRI LANKA	249	482	165	NIGERIA	3	376	117
BURMA	45	131	43	CAMEROON		91	33
THAILAND	2 730	3 949	1 334	KENYA		85	30
INDONESIA	1 751	3 368	1 168	MOZAMBIQUE		96	30
MALAYSIA	2 136	4 289	1 444	REP S AFRICA	1 155	44 659	14 934
SINGAPORE	4 404	9 371	3 216	USA	3 183	223 358	76 172
PHILIPPINES	837	832	281	CANADA	42	12 207	4 290
CHINA	1 684	4 547	1 437	MEXICO	22	2 199	743
SOUTH KOREA	362	1 054	374	HONDURAS	1	101	32
JAPAN	12 296	70 169	24 285	EL SALVADOR	2	113	38
TAIWAN	738	1 480	506	PANAMA	2	647	206
HONG KONG	11 942	24 925	8 543	CUBA		900	278
AUSTRALIA	36 690	56 770	19 466	BARBADOS	3	4 892	1 887
AUST OCEANIA	9	90	32	COLOMBIA	2	400	147
NEW ZEALAND	2 054	5 852	2 038	VENEZUELA	15	2 522	833
NEW CALEDON	79	136	45	PERU	8	229	80
FR POLYNESIA	209	291	98	BRAZIL	452	27 655	9 558
776 TRANSISTORS, VALVES, ETC				CHILE	3	405	135
IMPORTS	539 462	6 264 624	2 122 267	ARGENTINA	3 112	8 344	2 963
FRANCE	124 317	718 013	243 694	CYPRUS	340	751	252
BELGIUM LUX	8 975	21 639	7 485	LEBANON	17	758	264
NETHERLANDS	47 502	205 102	70 171	SYRIA	89	1 078	394
ITALY	164 148	495 000	169 290	IRAQ	13	2 879	1 001
UNITD KINGDOM	56 401	883 087	301 303	IRAN	26 736	43 017	13 711
IRELAND	1 917	198 283	65 559	ISRAEL	4 569	18 373	6 386
DENMARK	547	8 017	2 767	JORDAN	8	195	66
NORWAY	16	943	324	SAUDI ARABIA	87	2 337	814
SWEDEN	157	13 869	4 770	KUWAIT	44	1 131	374
FINLAND	27	930	321	QATAR	8	218	83
SWITZERLAND	2 345	60 788	20 738	ARAB EMIRAT	6	1 235	416
AUSTRIA	17 580	281 922	96 892	OMAN	3	603	206
PORTUGAL	3 984	97 671	32 952	NORTH YEMEN	2	215	69
SPAIN	911	10 737	3 714	AFGHANISTAN	4	489	174
MALTA	500	19 209	6 629	PAKISTAN	13	1 021	346
YUGOSLAVIA	414	5 213	1 806	INDIA	4 749	18 746	6 434
SOVIETUNION	247	734	250	SRI LANKA	6	557	188
POLAND	11	224	81	THAILAND	229	30 030	10 405
CZECHOSLOVA	105	201	66	INDONESIA	79	671	228
HUNGARY	210	1 474	502	MALAYSIA	4 720	74 906	25 410
REP S AFRICA	9	840	271	SINGAPORE	2 532	118 888	40 863
USA	9 400	984 078	329 993	PHILIPPINES	870	79 069	27 189
				CHINA	20	5 931	2 139

6 IMPORTS AND EXPORTS (SPECIAL TRADE) BY GROUPS OF THE SITC-REV. II AND BY COUNTRIES OF PRODUCTION AND CONSUMPTION 1985

GROUP COUNTRY	DT * 100 KG	1 000 DM	1 000 \$	GROUP COUNTRY	DT * 100 KG	1 000 DM	1 000 \$
NORTH KOREA	3	420	135	SIERRA LEONE	2 078	859	291
SOUTH KOREA	870	27 419	9 318	LIBERIA	201	504	170
JAPAN	794	34 741	12 066	IVORY COAST	1 628	1 924	638
TAIWAN	761	95 402	32 701	GHANA	1 807	922	321
HONG KONG	765	56 697	19 330	TOGO	709	582	204
MACAO		129	43	BENIN	217	154	50
AUSTRALIA	5 906	17 154	5 881	NIGERIA	35 994	33 333	10 961
NEW ZEALAND	1 350	3 134	1 035	CAMEROON	2 984	3 661	1 269
				GABON	1 682	1 992	656
778 ELECTRICAL MACHINERY NES				CONGO	786	658	218
IMPORTS	2 895 863	4 358 664	1 492 731	ZAIRE	1 808	2 131	718
FRANCE	308 985	469 291	160 846	RWANDA	756	638	226
BELGIUM LUX	250 250	367 277	125 629	BURUNDI	241	264	92
NETHERLANDS	1 237 420	409 881	140 227	ANGOLA	1 214	3 676	1 265
ITALY	186 050	303 107	103 683	ETHIOPIA	808	896	304
UNTD KINGDOM	91 746	277 372	94 617	SOMALIA	36	88	30
IRELAND	885	7 069	2 434	KENYA	1 356	2 352	791
DENMARK	21 759	31 623	10 970	UGANDA	13	105	34
GREECE	7 383	6 478	2 165	TANZANIA	279	585	190
NORWAY	24 313	16 361	5 735	MOZAMBIQUE	72	204	67
SWEDEN	23 080	57 673	19 732	MADAGASCAR	192	359	114
FINLAND	1 380	6 429	2 213	REUNION	574	945	318
SWITZERLAND	75 189	322 537	111 083	MAURITIUS	74	160	56
AUSTRIA	173 765	207 639	71 282	ZAMBIA	313	2 897	925
PORTUGAL	9 644	26 184	8 987	ZIMBABWE	321	879	304
SPAIN	103 831	205 381	70 529	MALAWI	15	92	31
YUGOSLAVIA	57 116	49 053	16 681	REP S AFRICA	17 569	62 327	21 201
SOVIETUNION	9 655	3 026	1 036	BOTSWANA	51	189	65
POLAND	40 922	9 311	3 243	USA	255 347	774 066	265 710
CZECHOSLOVA	3 636	3 211	1 120	CANADA	24 392	70 434	24 264
HUNGARY	15 770	28 231	9 616	ST PIERRE	60	141	51
ROMANIA	1 533	2 534	859	MEXICO	6 936	23 422	8 010
BULGARIA	1 287	2 011	686	GUATEMALA	1 597	1 711	554
REP S AFRICA	641	1 600	558	HONDURAS	511	414	145
USA	60 979	758 042	258 980	EL SALVADOR	121	699	232
CANADA	13 525	20 506	6 929	COSTA RICA	378	1 526	515
MEXICO	333	1 310	439	PANAMA	225	529	168
BARBADOS	47	784	246	CUBA	98	883	297
NETH ANTILL		774	293	HAITI	136	127	46
BRAZIL	5 888	14 068	4 826	DOMINIC REP	1 802	1 212	419
ISRAEL	788	15 275	5 203	GUADELOUPE	61	287	97
SAUDI ARABIA	4	327	115	MARTINIQUE	243	359	121
ARAB EMIRAT	19	193	68	JAMAICA	41	158	52
INDIA	61	634	217	TRINIDAD TOB	41	136	45
THAILAND	121	1 440	478	NETH ANTILL	100	384	120
MALAYSIA	982	15 576	5 287	COLOMBIA	1 716	6 684	2 388
SINGAPORE	4 962	44 923	15 312	VENEZUELA	15 396	19 077	6 532
PHILIPPINES	538	1 500	529	SURINAME	129	128	41
CHINA	176	364	123	ECUADOR	3 738	9 730	3 210
SOUTH KOREA	21 637	59 598	20 552	PERU	2 934	6 052	2 095
JAPAN	112 622	511 926	175 375	BRAZIL	35 001	29 463	9 927
TAIWAN	18 486	64 058	22 123	CHILE	5 857	8 088	2 752
HONG KONG	6 313	28 666	9 809	BOLIVIA	1 368	2 452	886
AUSTRALIA	1 913	4 234	1 497	PARAGUAY	413	520	176
NEW ZEALAND	69	346	117	URUGUAY	821	1 902	646
EXPORTS	3 570 857	7 299 902	2 506 055	ARGENTINA	9 248	26 023	8 875
FRANCE	384 934	804 754	275 828	CYPRUS	1 286	2 875	980
BELGIUM LUX	276 886	453 423	155 330	LEBANON	8 066	7 071	2 468
NETHERLANDS	208 120	440 680	151 678	SYRIA	1 545	6 137	2 106
ITALY	334 099	604 294	206 096	IRAQ	11 265	26 564	9 086
UNTD KINGDOM	307 241	580 172	199 016	IRAN	33 483	70 660	24 129
IRELAND	3 554	15 227	5 336	ISRAEL	16 737	33 476	11 424
DENMARK	68 872	175 357	60 380	JORDAN	10 628	7 930	2 763
GREECE	53 658	61 174	21 036	SAUDI ARABIA	48 719	68 872	23 182
ICELAND	5 239	6 238	2 162	KUWAIT	8 854	21 143	7 446
NORWAY	101 827	134 055	46 226	BAHRAIN	7 523	3 863	1 346
SWEDEN	188 178	423 666	145 300	QATAR	1 941	3 572	1 213
FINLAND	41 748	125 770	43 076	ARAB EMIRAT	9 761	18 609	6 390
SWITZERLAND	126 514	417 699	144 159	OMAN	4 555	9 342	3 126
AUSTRIA	118 698	319 368	109 689	NORTH YEMEN	1 191	1 402	465
PORTUGAL	23 517	41 205	14 061	SOUTH YEMEN	31	134	49
SPAIN	125 958	233 652	80 218	AFGHANISTAN	405	475	164
ANDORRA	220	391	130	PAKISTAN	7 753	8 523	2 915
GIBRALTAR	81	120	38	INDIA	5 461	25 405	8 964
MALTA	1 227	2 750	933	BANGLADESH	1 133	2 149	706
YUGOSLAVIA	65 292	105 417	36 559	SRI LANKA	356	1 433	483
TURKEY	30 293	64 151	21 887	NEPAL	42	101	36
SOVIETUNION	84 344	101 387	35 291	BURMA	2 674	1 526	509
POLAND	18 895	28 677	9 888	THAILAND	6 058	10 677	3 711
CZECHOSLOVA	42 303	51 164	18 008	VIETNAM	485	916	341
HUNGARY	30 182	70 103	24 485	INDONESIA	5 719	19 752	6 657
ROMANIA	6 811	7 580	2 719	MALAYSIA	9 062	22 682	7 751
BULGARIA	35 465	33 978	11 746	SINGAPORE	8 366	36 953	12 668
ALBANIA	4 000	2 507	816	PHILIPPINES	7 756	8 388	2 945
CANARY IS	2 912	4 131	1 408	CHINA	3 375	22 133	7 999
MOROCCO	1 120	3 899	1 298	NORTH KOREA	50	1 583	580
CEUTA MEL	87	197	65	SOUTH KOREA	7 015	30 743	10 582
ALGERIA	39 250	42 685	14 528	JAPAN	19 604	95 271	32 739
TUNISIA	3 480	8 119	2 774	TAIWAN	14 251	22 389	7 769
LIBYA	13 000	22 901	7 558	HONG KONG	9 999	29 617	10 166
EGYPT	20 065	49 773	17 468	AUSTRALIA	72 468	113 923	39 282
SUDAN	421	768	258	NEW ZEALAND	1 966	8 358	2 875
MAURITANIA	3 827	1 411	489	NEW CALEDON	47	241	81
MALI	1 256	883	308	KIRIBATI	98	196	67
NIGER	236	226	84	FR POLYNESIA	3 080	2 386	840
CHAD	636	320	111				
CAPE VERDE	105	187	62	IMPORTS	10 022 896	12 635 208	4 344 396
SENEGAL	455	459	153	FRANCE	1 530 998	1 867 784	642 623
GAMBIA	175	125	43	BELGIUM LUX	3 071 047	4 569 482	1 574 528
GUINEA	101	495	171	NETHERLANDS	70 953	79 491	27 037
				ITALY	803 417	877 501	303 010

6 IMPORTS AND EXPORTS (SPECIAL TRADE) BY GROUPS OF THE SITC-REV. II AND BY COUNTRIES OF PRODUCTION AND CONSUMPTION 1985

GROUP COUNTRY	DT * 100 KG	1 000 DM	1 000 \$	GROUP COUNTRY	DT * 100 KG	1 000 DM	1 000 \$
UNITED KINGDOM	136 770	247 334	84 457	CONGO	1 752	6 304	2 112
DENMARK	7 617	10 504	3 539	ZAIRE	5 773	15 199	5 284
GREECE	574	500	176	RWANDA	1 931	3 165	1 100
NORWAY	861	1 477	516	BURUNDI	1 058	2 449	868
SWEDEN	145 766	281 445	96 017	ANGOLA	2 822	9 267	3 211
FINLAND	12 464	17 601	6 191	ETHIOPIA	1 450	3 635	1 250
SWITZERLAND	7 624	12 453	4 266	DJIBOUTI	157	421	146
AUSTRIA	79 306	137 590	47 222	SOMALIA	684	1 593	564
PORTUGAL	517	681	228	KENYA	2 953	7 582	2 559
SPAIN	809 644	928 185	321 255	UGANDA	1 541	3 554	1 207
YUGOSLAVIA	687	767	264	TANZANIA	3 666	6 988	2 478
SOVIET UNION	90 391	44 405	15 108	MOZAMBIQUE	680	2 060	707
POLAND	9 972	6 043	2 101	MADAGASCAR	521	1 207	443
CZECHOSLOVAKIA	26 504	11 701	4 014	REUNION	4 664	9 602	3 241
HUNGARY	150	98	33	MAURITIUS	750	1 560	555
CANARY IS.	52	226	76	COMOROS	28	121	36
IVORY COAST	29	95	31	ZAMBIA	1 464	4 148	1 423
GHANA	55	99	34	ZIMBABWE	1 863	4 929	1 726
NIGERIA	126	171	61	MALAWI	1 505	3 994	1 383
GABON	236	350	139	REP. S. AFRICA	4 704	16 026	5 334
KENYA	26	192	56	LESOTHO	86	262	94
REP. S. AFRICA	147	453	158	USA	5 440 738	18 113 332	6 190 209
USA	18 888	32 052	11 164	CANADA	470 971	1 117 818	380 754
CANADA	367	517	186	MEXICO	3 129	13 379	4 536
MEXICO	38 258	36 496	12 242	BERMUDA	1 168	2 422	836
BAHAMAS	35	412	145	GUATEMALA	7 461	21 027	7 241
BRAZIL	6 226	5 946	2 046	HONDURAS	1 912	6 391	2 213
URUGUAY	123	90	32	EL SALVADOR	2 531	6 721	2 287
CYPRUS	32	135	45	NICARAGUA	128	335	120
LEBANON	160	198	75	COSTA RICA	3 800	11 744	3 999
SYRIA	70	183	67	PANAMA	9 414	29 474	10 111
IRAQ	123	195	63	CUBA	326	960	313
JORDAN	91	471	164	HAITI	1 929	6 585	2 247
SAUDI ARABIA	510	1 101	367	BAHAMAS	925	2 463	871
KUWAIT	186	416	137	DOMINIC REP.	6 009	17 920	6 323
BAHRAIN	27	91	30	AM. VIRGIN IS.	32	104	37
QATAR	106	156	54	GUADELOUPE	3 800	7 378	2 529
ARAB EMIRAT	99	422	143	ANTIGUA	103	215	66
MALAYSIA	26	121	40	MARTINIQUE	4 890	8 905	3 055
SINGAPORE	26	153	51	CAYMAN IS.	92	248	89
PHILIPPINES	36	110	41	JAMAICA	2 185	9 446	3 279
NORTH KOREA	32	148	58	ST. VINCENT	60	123	41
JAPAN	3 149 877	3 457 709	1 183 613	BARBADOS	734	2 790	953
AUSTRALIA	67	134	41	TRINIDAD TOB.	346	1 256	435
EXPORTS	28 601 166	55 927 374	19 118 004	GRENADA	163	503	169
FRANCE	1 853 589	3 199 636	1 095 717	NETH. ANTILL.	2 138	8 587	2 932
BELGIUM-LUX.	5 438 632	6 242 926	2 136 782	COLOMBIA	11 407	32 843	10 903
NETHERLANDS	1 301 644	1 899 806	644 732	VENEZUELA	2 768	12 541	4 356
ITALY	2 249 945	4 044 101	1 379 200	GUYANA	346	1 423	474
UNITED KINGDOM	3 795 846	7 012 622	2 388 999	SURINAME	275	585	201
IRELAND	119 262	160 803	55 032	FRENCH GUIAN.	1 939	4 281	1 493
DENMARK	419 478	512 794	175 637	ECUADOR	3 657	10 564	3 597
GREECE	270 617	363 891	122 217	PERU	3 942	12 518	4 198
ICELAND	6 974	12 358	4 163	BRAZIL	3 687	15 845	5 569
FAROE IS.	1 248	2 639	1 049	CHILE	12 443	41 573	14 300
NORWAY	720 389	1 051 087	367 779	BOLIVIA	6 143	16 832	5 696
SWEDEN	882 887	1 378 771	470 151	PARAGUAY	3 460	9 836	3 436
FINLAND	295 754	410 417	139 552	URUGUAY	2 239	8 209	2 933
SWITZERLAND	1 056 265	2 029 815	695 124	ARGENTINA	7 161	28 462	9 711
AUSTRIA	1 163 097	1 810 659	616 240	CYPRUS	24 725	52 626	17 896
PORTUGAL	57 997	83 819	28 814	LEBANON	70 530	31 484	11 030
SPAIN	794 691	1 063 830	366 438	SYRIA	6 783	23 425	8 112
ANDORRA	2 554	7 795	2 724	IRAQ	5 621	20 031	6 705
GIBRALTAR	2 036	5 303	1 836	IRAN	26 222	58 101	19 568
MALTA	8 516	15 943	5 470	ISRAEL	107 461	173 680	60 629
YUGOSLAVIA	203 945	250 996	85 275	JORDAN	34 178	55 674	18 905
TURKEY	47 941	92 160	31 108	SAUDI ARABIA	161 276	564 929	193 005
SOVIET UNION	3 326	7 067	2 363	KUWAIT	67 719	210 173	71 119
POLAND	75 529	95 685	32 437	BAHRAIN	19 894	64 492	21 795
CZECHOSLOVAKIA	5 568	10 779	3 717	QATAR	29 511	107 862	37 597
HUNGARY	28 624	49 184	17 014	ARAB EMIRAT	64 027	216 760	74 946
ROMANIA	689	1 366	468	OMAN	28 117	93 179	32 155
BULGARIA	2 710	5 623	1 985	NORTH YEMEN	1 777	4 899	1 713
ALBANIA	85	232	76	SOUTH YEMEN	947	2 252	788
CANARY IS.	26 237	56 584	19 618	AFGHANISTAN	1 127	1 854	653
MOROCCO	4 045	12 371	4 257	PAKISTAN	14 628	31 420	10 748
CEUTA MEL.	2 152	7 971	2 777	INDIA	3 339	10 605	3 646
ALGERIA	13 282	30 054	10 215	BANGLADESH	374	1 303	438
TUNISIA	7 394	14 961	5 077	SRI LANKA	1 306	2 599	909
LIBYA	7 647	14 167	4 742	NEPAL	153	364	126
EGYPT	43 357	83 733	29 049	BHUTAN	39	153	48
SUDAN	2 331	5 786	1 999	BURMA	245	647	226
MAURITANIA	283	804	262	THAILAND	10 501	23 309	7 921
MALI	790	1 811	651	VIETNAM	98	307	105
UPPER VOLTA	194	617	208	KAMPUCHEA	91	308	111
NIGER	277	785	265	INDONESIA	11 619	23 880	8 334
CHAD	194	347	119	MALAYSIA	27 367	58 776	18 975
SENEGAL	1 497	3 522	1 193	BRUNEI	478	2 149	732
GAMBIA	409	726	258	SINGAPORE	14 456	36 350	12 202
GUIN. BISSAU	41	103	35	PHILIPPINES	3 927	12 293	4 211
GUINEA	1 461	2 536	845	CHINA	75 027	118 682	39 514
SIERRA LEONE	1 687	4 103	1 413	NORTH KOREA	7 567	18 888	6 176
LIBERIA	1 574	2 570	879	SOUTH KOREA	5 148	11 305	3 686
IVORY COAST	3 132	8 540	2 895	JAPAN	475 497	1 315 978	457 097
GHANA	3 773	6 772	2 313	TAIWAN	75 462	186 486	64 739
TOGO	1 128	2 939	1 010	HONG KONG	32 606	94 603	32 108
BENIN	437	1 239	441	AUSTRALIA	126 388	379 706	130 586
NIGERIA	30 747	53 363	17 578	PAPUA NEW G.	158	607	215
CAMEROON	4 611	10 519	3 557	NEW ZEALAND	19 135	51 888	18 040
CENT. AFR. REP.	251	452	164	AMER. OCEANIA	288	1 111	359
S. TOME PRINC.	341	1 398	451	NEW CALEDON.	1 076	1 982	736
GABON	1 579	5 439	1 848	WEST SAMOA	65	102	36
				FR. POLYNESIA	6 744	13 648	4 753

6 IMPORTS AND EXPORTS (SPECIAL TRADE) BY GROUPS OF THE SITC-REV. II AND BY COUNTRIES OF PRODUCTION AND CONSUMPTION 1985

GROUP COUNTRY	DT = 100 KG	1 000 DM	1 000 \$	GROUP COUNTRY	DT = 100 KG	1 000 DM	1 000 \$
782 LORRIES, SPCL MTR VEH NES							
IMPORTS	1 264 735	1 395 636	478 758	ZAMBIA	3 797	4 725	1 595
FRANCE	166 370	128 265	43 581	ZIMBABWE	4 461	9 316	3 242
BELGIUM LUX	152 635	171 693	58 756	MALAWI	960	1 434	498
NETHERLANDS	144 425	171 647	58 949	REP S AFRICA	71 884	94 055	30 439
ITALY	262 400	218 310	74 583	LESOTHO	34	155	55
UNTD KINGDOM	55 965	74 067	25 578	USA	40 094	59 341	20 652
DENMARK	10 998	8 260	2 843	CANADA	4 880	6 920	2 437
GREECE	70	121	41	MEXICO	678	910	302
NORWAY	6 292	7 763	2 607	GUATEMALA	809	1 072	349
SWEDEN	60 506	70 423	23 867	HONDURAS	410	546	176
FINLAND	3 071	4 182	1 486	COSTA RICA	304	423	138
SWITZERLAND	108 287	198 615	69 231	CUBA	240	616	193
AUSTRIA	69 376	67 681	23 327	HAITI	155	238	94
PORTUGAL	2 959	3 857	1 306	DOMINIC REP	1 526	1 905	674
SPAIN	778	1 106	376	GUADELOUPE	1 907	2 572	880
YUGOSLAVIA	108 507	172 020	58 721	MARTINIQUE	2 944	4 256	1 475
TURKEY	537	88	34	COLOMBIA	1 012	2 598	808
SOVIETUNION	463	877	331	ECUADOR	10 337	16 156	5 699
CZECHOSLOVA	10 984	7 629	2 720	PERU	3 561	5 455	1 749
BULGARIA	140	96	32	BRAZIL	369	819	269
ALGERIA	217	473	174	CHILE	4 303	7 067	2 476
USA	10 547	11 610	3 964	ARGENTINA	177	477	154
CANADA	37	148	51	CYPRUS	4 752	4 703	1 599
BRAZIL	14 258	12 346	4 234	LEBANON	6 528	8 222	2 794
IRAQ	337	207	71	SYRIA	42 406	21 386	7 377
SAUDI ARABIA	1 785	640	233	IRAQ	33 294	58 513	19 648
KUWAIT	85	105	37	IRAN	72 467	53 933	19 145
JAPAN	71 832	63 261	21 580	ISRAEL	39 987	52 354	18 231
EXPORTS	6 187 772	7 054 723	2 425 791	JORDAN	27 695	27 867	9 211
FRANCE	610 422	710 227	243 378	SAUDI ARABIA	107 813	149 210	51 422
BELGIUM LUX	391 523	306 762	104 737	KUWAIT	16 214	21 175	7 174
NETHERLANDS	472 994	544 907	185 463	BAHRAIN	1 862	1 879	593
ITALY	572 069	618 805	212 466	QATAP	5 721	7 694	2 766
UNTD KINGDOM	643 201	800 636	277 904	ARAB EMIRAT	42 913	46 290	15 448
IRELAND	12 096	14 580	5 095	OMAN	50 286	57 669	20 235
DENMARK	198 609	247 649	85 543	NORTH YEMEN	2 556	3 521	1 202
GREECE	345 532	73 803	25 171	SOUTH YEMEN	1 454	1 754	598
ICELAND	7 005	6 658	2 240	AFGHANISTAN	19 655	1 866	654
NORWAY	113 993	154 262	53 039	PAKISTAN	50 767	61 111	20 723
SWEDEN	113 169	150 615	51 262	INDIA	942	1 656	567
FINLAND	90 396	114 460	38 832	SRI LANKA	290	363	121
SWITZERLAND	296 603	479 833	165 382	NEPAL	1 140	250	90
AUSTRIA	300 293	358 104	123 952	BURMA	275	298	91
PORTUGAL	44 424	56 495	19 206	THAILAND	4 833	8 171	2 780
SPAIN	68 020	83 735	29 061	INDONESIA	772	1 756	652
ANDORRA	373	602	216	MALAYSIA	5 247	6 743	2 287
VATICAN CITY	140	162	64	BRUNEI	80	225	87
MALTA	373	355	118	SINGAPORE	12 196	18 574	5 866
YUGOSLAVIA	291 991	243 693	85 515	CHINA	71 775	123 712	43 638
TURKEY	62 935	65 358	22 810	SOUTH KOREA	3 942	6 640	2 170
SOVIETUNION	10 702	16 209	5 646	JAPAN	3 875	7 200	2 501
POLAND	27 594	17 342	6 172	TAIWAN	2 552	4 362	1 459
CZECHOSLOVA	8 411	13 970	5 164	HONG KONG	2 638	5 894	2 003
HUNGARY	3 935	4 706	1 686	AUSTRALIA	51 903	80 854	27 469
ROMANIA	65	244	79	NEW ZEALAND	9 933	14 914	4 911
BULGARIA	24 032	25 903	9 021	NEW CALEDON	133	112	45
CANARY IS	3 462	5 033	1 731	FIJI	228	105	36
MOROCCO	576	202	75	FR POLYNESIA	5 607	5 009	1 674
ALGERIA	130 010	231 999	79 614	783 ROAD MOTOR VEHICLES NES			
TUNISIA	14 072	18 624	6 230	IMPORTS	143 201	182 168	61 767
LIBYA	27 430	48 610	16 056	FRANCE	20 235	25 233	8 564
EGYPT	127 244	116 206	39 953	BELGIUM LUX	11 980	15 745	5 305
SUDAN	30 303	44 547	15 777	NETHERLANDS	5 263	5 080	1 775
MAURITANIA	8 013	12 045	4 370	ITALY	37 302	33 635	11 566
MALI	6 576	9 496	3 157	UNTD KINGDOM	1 157	1 135	380
UPPER VOLTA	3 965	6 363	2 193	DENMARK	907	1 589	556
NIGER	1 497	1 879	672	NORWAY	649	840	292
CHAD	1 480	809	268	SWEDEN	3 817	2 554	891
CAPE VERDE	335	516	186	FINLAND	684	987	356
SENEGAL	2 337	3 213	1 129	SWITZERLAND	35 806	66 785	22 394
GAMBIA	2 657	2 540	831	AUSTRIA	19 728	22 688	7 764
GUIN BISSAU	480	477	163	PORTUGAL	268	326	103
GUINEA	5 393	5 097	1 683	SPAIN	1 950	3 232	1 000
SIERRA LEONE	3 903	3 587	1 155	YUGOSLAVIA	382	267	81
LIBERIA	1 623	1 339	450	CZECHOSLOVA	294	320	120
IVORY COAST	10 986	14 560	5 111	USA	703	1 107	416
GHANA	16 400	13 524	4 909	MALAYSIA	792	486	147
TOGO	5 410	3 389	1 197	EXPORTS	1 298 226	2 013 722	683 709
BENIN	1 493	2 986	1 140	FRANCE	238 854	342 734	115 551
NIGERIA	64 686	92 714	30 833	BELGIUM LUX	56 503	67 187	22 602
CAMEROON	32 834	59 058	21 598	NETHERLANDS	72 333	91 156	30 237
CENT AFR REP	3 686	3 904	1 354	ITALY	57 292	93 017	31 919
EQUAT GUINEA	191	621	245	UNTD KINGDOM	92 735	154 584	52 184
GABON	13 160	16 758	5 784	IRELAND	2 798	3 508	1 207
CONGO	5 149	7 448	2 522	DENMARK	31 409	47 932	16 608
ZAIRE	14 924	18 918	6 555	GREECE	16 042	4 651	1 573
RWANDA	8 875	12 963	4 386	ICELAND	1 414	1 558	516
BURUNDI	3 765	6 167	2 161	NORWAY	12 973	27 692	9 305
ANGOLA	6 804	11 558	4 288	SWEDEN	13 994	34 795	12 192
ETHIOPIA	31 159	45 955	15 324	FINLAND	3 477	6 183	2 057
DJIBOUTI	2 870	3 293	1 238	SWITZERLAND	60 589	131 643	44 508
SOMALIA	1 383	1 867	677	AUSTRIA	67 927	135 021	45 251
KENYA	5 232	8 846	2 933	PORTUGAL	943	1 182	406
UGANDA	2 945	3 457	1 138	SPAIN	16 166	19 410	6 853
TANZANIA	2 071	1 940	679	ANDORRA	424	834	320
MOZAMBIQUE	2 365	3 480	1 149	YUGOSLAVIA	19 214	20 661	7 406
MADAGASCAR	5 571	8 350	2 916	TURKEY	41 470	48 010	17 264
REUNION	1 941	2 650	911	SOVIETUNION	1 615	2 995	972
MAURITIUS	71	100	30	POLAND	3 153	5 654	1 821

6 IMPORTS AND EXPORTS (SPECIAL TRADE) BY GROUPS OF THE SITC-REV. II AND BY COUNTRIES OF PRODUCTION AND CONSUMPTION 1985

GROUP COUNTRY	DT * 100 KG	1 000 DM	1 000 \$	GROUP COUNTRY	DT * 100 KG	1 000 DM	1 000 \$
CZECHOSLOVAKIA	354	634	219	CANADA	12 279	17 135	5 742
HUNGARY	387	441	172	MEXICO	107 483	64 393	21 800
BULGARIA	1 138	1 314	454	BRAZIL	59 636	47 060	15 868
CANARY IS	2 617	5 208	1 886	URUGUAY	335	849	303
MOROCCO	404	424	157	ISRAEL	576	847	298
ALGERIA	48 414	80 844	27 449	SAUDI ARABIA	307	250	82
TUNISIA	10 961	4 788	1 582	INDIA	1 583	1 251	428
LIBYA	6 374	10 271	3 563	THAILAND	133	759	266
EGYPT	17 205	34 472	12 004	PHILIPPINES	5 158	3 651	1 152
SUDAN	3 577	4 669	1 593	CHINA	255	82	32
MALI	1 644	1 409	500	SOUTH KOREA	90	80	30
UPPER VOLTA	567	309	119	JAPAN	169 390	358 250	122 940
NIGER	114	229	91	TAIWAN	876	1 074	360
CHAD	1 009	1 543	590	AUSTRALIA	626	589	194
GUINEA	583	558	203	NEW ZEALAND	1 050	1 140	385
SIERRA LEONE	697	960	291				
LIBERIA	806	731	245	EXPORTS	14 660 507	18 918 121	6 463 186
GHANA	9 597	17 689	6 172	FRANCE	1 539 849	1 997 215	684 063
TOGO	1 228	262	87	BELGIUM LUX	1 894 311	1 851 166	633 007
BENIN	31	93	37	NETHERLANDS	733 411	804 239	275 776
NIGERIA	21 141	35 481	11 714	ITALY	729 056	1 128 244	383 075
CAMEROON	3 000	2 377	837	UNITED KINGDOM	2 362 681	2 267 742	775 480
CENT AFR REP	1 374	670	250	IRELAND	10 081	19 259	6 574
EQUAT GUINEA	1 154	466	178	DENMARK	185 779	233 500	80 356
GABON	2 898	4 226	1 462	GREECE	253 222	128 696	43 979
ZAIRE	1 625	3 096	1 195	ICELAND	2 889	5 677	1 942
BURUNDI	171	272	105	NORWAY	114 736	191 234	65 901
ANGOLA	1 284	2 073	800	SWEDEN	764 852	766 574	262 834
ETHIOPIA	3 046	3 975	1 515	FINLAND	94 250	134 235	46 263
SOMALIA	237	147	46	SWITZERLAND	250 616	440 351	150 981
KENYA	2 484	3 617	1 221	AUSTRIA	666 931	858 472	293 179
UGANDA	1 105	1 599	541	PORTUGAL	18 213	41 323	13 950
TANZANIA	652	367	127	SPAIN	653 426	558 949	190 951
MADAGASCAR	87	118	45	ANDORRA	519	1 356	464
REUNION	130	169	59	MALTA	702	1 963	685
ZIMBABWE	347	369	111	YUGOSLAVIA	101 635	201 672	69 551
MALAWI	3 442	6 187	2 132	TURKEY	80 322	182 035	62 489
REP S AFRICA	46 038	66 921	21 920	SOVIET UNION	34 057	120 525	41 541
USA	28 340	69 975	23 566	POLAND	20 463	25 366	8 813
CANADA	623	949	330	CZECHOSLOVAKIA	9 482	10 890	3 846
COSTA RICA	250	247	87	HUNGARY	25 323	46 133	16 081
HAITI	69	116	37	ROMANIA	405	1 173	406
DOMINIC REP	667	991	365	BULGARIA	8 907	14 393	4 917
MARTINIQUE	65	100	32	CANARY IS	4 244	12 007	4 146
ECUADOR	3 510	5 776	2 102	MOROCCO	2 267	7 328	2 593
PERU	68	115	46	CEUTA MEL	769	2 919	982
CHILE	2 846	5 607	2 060	ALGERIA	150 628	199 894	68 262
BOLIVIA	70	103	33	TUNISIA	8 785	25 072	8 543
CYPRUS	629	319	103	LIBYA	9 546	41 934	14 333
SYRIA	2 801	4 470	1 519	EGYPT	93 197	128 665	44 483
IRAQ	6 635	9 749	3 374	SUDAN	3 809	10 533	3 968
IRAN	7 456	8 016	2 895	MAURITANIA	728	2 411	846
ISRAEL	12 858	32 749	11 299	MALI	341	908	337
JORDAN	8 535	12 429	4 012	UPPER VOLTA	159	449	150
SAUDI ARABIA	116 376	174 004	58 520	NIGER	210	836	288
KUWAIT	2 329	3 072	1 127	CHAD	545	660	224
BAHRAIN	486	593	200	CAPE VERDE	251	470	164
QATAR	354	864	287	SENEGAL	718	1 527	517
ARAB EMIRAT	2 964	2 665	857	GAMBIA	268	555	187
OMAN	6 986	8 278	2 781	GUINEA	425	844	291
NORTH YEMEN	992	1 602	632	SIERRA LEONE	878	2 298	799
AFGHANISTAN	2 261	254	90	LIBERIA	1 594	3 618	1 237
PAKISTAN	13 200	18 217	5 679	IVORY COAST	3 800	7 253	2 511
INDIA	112	180	72	GHANA	6 504	9 895	3 366
THAILAND	107	227	78	TOGO	662	1 810	629
INDONESIA	3 088	6 658	2 237	BENIN	90	639	233
MALAYSIA	4 603	5 269	1 866	NIGERIA	30 702	69 391	23 501
CHINA	9 098	11 880	3 988	CAMEROON	5 569	8 504	2 911
JAPAN	4 673	15 744	5 170	CENT AFR REP	732	816	294
TAIWAN	1 439	1 943	673	EQUAT GUINEA	87	84	31
HONG KONG	145	211	80	GABON	3 099	9 714	3 369
AUSTRALIA	41 878	68 024	24 327	CONGO	988	3 011	1 028
NEW ZEALAND	1 428	2 066	727	ZAIRE	3 975	16 592	5 661
FR POLYNESIA	257	697	274	RWANDA	1 048	3 459	1 214
				BURUNDI	868	2 895	1 032
				ANGOLA	2 336	9 459	3 337
				ETHIOPIA	4 791	13 248	4 524
				SOMALIA	365	998	353
				KENYA	4 052	14 662	5 201
				UGANDA	1 158	3 468	1 241
				TANZANIA	713	2 715	940
				MOZAMBIQUE	592	2 726	912
				MADAGASCAR	1 665	5 331	1 792
				REUNION	735	2 433	822
				MAURITIUS	130	375	126
				ZAMBIA	1 441	5 634	1 905
				ZIMBABWE	1 911	6 415	2 238
				MALAWI	428	1 850	637
				REP S AFRICA	448 421	835 017	281 209
				SWAZILAND	110	406	162
				USA	1 091 686	2 060 011	707 796
				CANADA	74 136	164 879	56 404
				MEXICO	725 758	763 336	257 631
				BERMUDA	65	190	64
				GUATEMALA	1 179	3 399	1 175
				HONDURAS	431	1 880	653
				EL SALVADOR	808	2 435	834
				NICARAGUA	79	400	142
				COSTA RICA	565	3 893	1 340
				PANAMA	751	2 922	1 008
				CUBA	322	1 840	610
				HAITI	126	544	183
				BAHAMAS	37	144	49
784 MOTOR VEHCL PTS, ACC NES							
IMPORTS	6 654 014	6 270 452	2 144 508				
FRANCE	1 527 206	1 752 298	598 599				
BELGIUM LUX	798 262	534 455	182 673				
NETHERLANDS	342 662	225 809	77 184				
ITALY	1 077 006	902 407	309 771				
UNITED KINGDOM	832 813	822 221	281 215				
IRELAND	21 451	32 702	11 048				
DENMARK	78 357	51 966	17 806				
GREECE	450	348	120				
NORWAY	50 197	52 688	18 097				
SWEDEN	91 421	112 458	38 533				
FINLAND	6 827	10 598	3 543				
SWITZERLAND	241 836	151 927	52 294				
AUSTRIA	408 081	428 664	146 595				
PORTUGAL	19 700	27 452	9 270				
SPAIN	424 547	257 127	87 880				
MALTA	96	428	144				
YUGOSLAVIA	226 887	105 960	36 561				
TURKEY	30 639	5 880	1 999				
SOVIET UNION	5 791	2 993	1 057				
POLAND	1 099	1 084	383				
CZECHOSLOVAKIA	4 259	3 422	1 209				
HUNGARY	6 415	3 082	1 052				
ROMANIA	5 255	1 114	371				
REP S AFRICA	1 598	5 271	1 977				
USA	90 942	280 128	95 062				

6 IMPORTS AND EXPORTS (SPECIAL TRADE) BY GROUPS OF THE SITC-REV. II AND BY COUNTRIES OF PRODUCTION AND CONSUMPTION 1985

GROUP COUNTRY	DT * 100 KG	1 000 DM	1 000 \$	GROUP COUNTRY	DT * 100 KG	1 000 DM	1 000 \$
DOMINIC REP	885	2 619	901	SWEDEN	15 219	32 161	10 814
AM VIRGIN IS	24	84	32	FINLAND	11 054	17 263	5 861
GUADELOUPE	845	2 490	861	SWITZERLAND	18 605	39 317	13 393
MARTINIQUE	1 377	3 654	1 248	AUSTRIA	51 084	65 128	21 772
JAMAICA	552	1 547	536	PORTUGAL	294	1 022	347
BARBADOS	198	740	256	SPAIN	3 591	9 462	3 229
TRINIDAD TOB	314	980	341	ANDORRA	67	255	80
NETH ANTILL	89	315	105	YUGOSLAVIA	2 113	2 540	869
COLOMBIA	2 723	7 302	2 558	TURKEY	1 173	1 140	380
VENEZUELA	7 020	22 834	7 708	POLAND	395	509	166
GUYANA	240	484	153	CZECHOSLOVA	1 440	4 041	1 402
SURINAME	39	151	52	HUNGARY	396	862	293
FRENCH GUIAN	149	473	161	BULGARIA	40	105	36
ECUADOR	4 809	14 748	5 222	CANARY IS	102	376	132
PERU	3 132	10 392	3 510	MOROCCO	356	198	67
BRAZIL	65 462	153 200	52 982	ALGERIA	507	1 451	519
CHILE	8 122	12 699	4 388	EGYPT	978	3 117	1 085
BOLIVIA	157	999	348	GUINEA	1 104	783	296
PARAGUAY	637	2 118	742	IVORY COAST	1 739	862	307
URUGUAY	2 891	5 811	1 924	GHANA	367	653	239
ARGENTINA	16 478	38 622	13 011	TOGO	334	269	100
CYPRUS	4 922	8 926	3 057	BENIN	72	166	60
LEBANON	109 163	39 573	13 873	NIGERIA	6 637	6 915	2 379
SYRIA	43 831	34 575	11 644	CAMEROON	311	612	217
IRAQ	47 644	153 064	52 292	GABON	30	130	42
IRAN	485 698	630 353	208 951	ZAIRE	1 900	2 020	680
ISRAEL	36 445	80 507	27 356	ANGOLA	143	294	102
JORDAN	32 947	33 068	11 312	KENYA	115	129	45
SAUDI ARABIA	94 700	191 066	64 506	UGANDA	85	278	93
KUWAIT	18 923	48 465	16 471	TANZANIA	145	298	106
BAHRAIN	1 800	6 580	2 269	ZIMBABWE	183	113	38
QATAR	2 589	9 367	3 217	MALAWI	170	123	44
ARAB EMIRAT	17 919	49 057	16 892	REP S AFRICA	1 167	2 261	796
OMAN	8 678	20 230	6 907	USA	28 745	65 393	22 613
NORTH YEMEN	370	2 177	713	CANADA	3 221	6 632	2 313
SOUTH YEMEN	210	762	265	GUATEMALA	30	98	32
AFGHANISTAN	17 170	2 185	755	COSTA RICA	64	132	45
PAKISTAN	2 934	5 452	1 952	BARBADOS	93	106	40
INDIA	6 378	22 249	7 822	COLOMBIA	619	731	247
BANGLADESH	602	3 131	1 082	CHILE	295	807	270
SRI LANKA	587	1 462	504	PARAGUAY	26	108	36
NEPAL	99	144	49	ARGENTINA	17	106	37
BURMA	84	394	138	CYPRUS	59	186	62
THAILAND	45 701	63 994	21 844	IRAQ	561	594	193
INDONESIA	19 344	35 180	12 326	IRAN	74	202	64
MALAYSIA	25 972	49 897	16 926	ISRAEL	2 874	2 861	963
BRUNEI	27	231	82	JORDAN	113	359	109
SINGAPORE	33 151	62 718	21 312	SAUDI ARABIA	368	519	178
PHILIPPINES	2 931	8 847	3 059	KUWAIT	69	208	65
CHINA	21 436	40 826	14 084	QATAR	102	452	145
NORTH KOREA	284	1 074	375	ARAB EMIRAT	44	231	86
SOUTH KOREA	32 840	86 126	29 367	INDIA	322	765	262
JAPAN	60 534	184 748	64 241	BURMA	29	105	32
TAIWAN	7 757	21 799	7 534	INDONESIA	387	402	133
HONG KONG	8 735	30 493	10 463	SINGAPORE	23	111	37
AUSTRALIA	84 279	166 713	57 044	PHILIPPINES	12	95	32
NEW ZEALAND	5 709	15 513	5 412	CHINA	151	1 076	335
NEW CALEDON	416	1 367	471	JAPAN	3 094	11 502	3 958
FR POLYNESIA	646	2 518	865	TAIWAN	3 412	4 131	1 403
				AUSTRALIA	6 181	19 797	6 814
				NEW ZEALAND	625	1 865	670
				FR POLYNESIA	66	203	74
785 MOTOR & OTHER CYCLES ETC				786 VEH NES NONMOTR. TRAILERS			
IMPORTS	592 400	890 957	297 637	IMPORTS	944 716	464 459	157 482
FRANCE	47 383	79 631	26 554	FRANCE	160 551	120 814	41 081
BELGIUM LUX	12 274	18 532	6 298	BELGIUM LUX	51 641	38 805	13 331
NETHERLANDS	43 325	65 544	22 148	NETHERLANDS	109 430	51 539	17 699
ITALY	169 099	192 134	64 442	ITALY	90 236	36 705	12 464
UNTD KINGDOM	9 255	16 920	5 745	UNTD KINGDOM	15 085	6 616	2 289
IRELAND	111	674	235	IRELAND	268	164	54
DENMARK	1 092	1 313	437	DENMARK	42 361	23 554	7 995
GREECE	178	121	42	NORWAY	608	313	107
NORWAY	458	406	132	SWEDEN	9 810	11 814	3 970
SWEDEN	2 247	7 055	2 400	FINLAND	6 987	3 408	1 099
FINLAND	984	1 055	355	SWITZERLAND	24 906	16 594	5 613
SWITZERLAND	13 799	22 096	7 415	AUSTRIA	160 402	71 481	23 762
AUSTRIA	21 118	37 840	12 756	PORTUGAL	911	410	143
PORTUGAL	654	425	145	SPAIN	13 005	5 778	1 948
SPAIN	1 889	3 635	1 220	YUGOSLAVIA	16 817	8 849	3 032
YUGOSLAVIA	17 288	10 582	3 550	TURKEY	1 515	307	108
SOVIET UNION	203	221	72	POLAND	15 476	2 987	1 015
POLAND	4 105	2 184	739	CZECHOSLOVA	4 104	1 218	423
CZECHOSLOVA	11 430	5 910	1 966	HUNGARY	17 859	7 258	2 553
USA	4 075	16 580	5 585	ROMANIA	7 034	1 514	512
CANADA	54	193	63	BULGARIA	7 931	2 567	932
BRAZIL	5 797	8 980	2 952	REP S AFRICA	233	336	129
INDIA	4 361	3 181	1 085	USA	49 366	8 414	2 950
SINGAPORE	1 569	1 805	591	ISRAEL	8 205	1 888	639
CHINA	1 622	911	315	CHINA	2 522	663	223
JAPAN	198 241	378 595	125 532	SOUTH KOREA	106 770	35 100	11 566
TAIWAN	19 593	14 245	4 801	JAPAN	11 060	2 340	822
EXPORTS	440 077	724 029	246 831	TAIWAN	5 603	2 439	822
FRANCE	39 662	60 242	20 858	EXPORTS	2 449 268	1 754 867	599 726
BELGIUM LUX	19 357	25 984	8 712	FRANCE	291 644	225 579	77 210
NETHERLANDS	59 115	85 231	28 808	BELGIUM LUX	166 989	112 854	38 334
ITALY	38 613	86 557	29 209	NETHERLANDS	407 128	278 053	94 575
UNTD KINGDOM	58 302	79 560	27 697	ITALY	94 281	68 128	23 191
IRELAND	6 694	6 912	2 463	UNTD KINGDOM	89 197	65 585	22 479
DENMARK	27 219	39 339	13 343	IRELAND	3 618	2 663	905
GREECE	4 673	4 989	1 692				
ICELAND	850	1 092	362				
NORWAY	11 112	17 927	5 934				

6 IMPORTS AND EXPORTS (SPECIAL TRADE) BY GROUPS OF THE SITC-REV. II AND BY COUNTRIES OF PRODUCTION AND CONSUMPTION 1985

GROUP COUNTRY	DT * 100 KG	1 000 DM	1 000 \$	GROUP COUNTRY	DT * 100 KG	1 000 DM	1 000 \$
DENMARK	128 057	104 910	36 171	791 RAILWAY VEHICLES			
GREECE	55 757	17 910	6 156				
ICELAND	4 156	2 835	958	IMPORTS	179 074	154 524	52 034
NORWAY	78 227	83 915	28 676	FRANCE	74 062	19 484	6 858
SWEDEN	98 154	72 885	24 940	BELGIUM LUX	7 439	3 272	1 174
FINLAND	47 320	35 013	11 909	NETHERLANDS	18 221	23 610	7 928
SWITZERLAND	155 908	124 339	42 367	ITALY	3 084	2 314	796
AUSTRIA	197 775	120 369	41 129	UNTD KINGDOM	3 416	9 203	3 209
PORTUGAL	2 983	1 628	632	DENMARK	1 937	1 188	390
SPAIN	16 961	12 082	4 155	NORWAY	838	829	273
YUGOSLAVIA	16 902	4 494	1 540	SWEDEN	3 543	3 784	1 340
TURKEY	11 460	10 508	3 574	SWITZERLAND	13 356	17 946	6 292
SOVIET UNION	26 214	12 675	4 348	AUSTRIA	14 531	22 372	7 567
POLAND	2 005	1 651	564	PORTUGAL	113	270	89
CZECHOSLOVAKIA	3 205	3 803	1 426	SPAIN	4 941	3 396	1 171
HUNGARY	6 421	5 490	1 937	YUGOSLAVIA	746	353	115
ROMANIA	56	93	33	TURKEY	1 531	378	140
BULGARIA	27 442	14 200	4 504	POLAND	1 000	105	35
CANARY IS.	121	280	104	CZECHOSLOVAKIA	16 408	461	170
MOROCCO	2 225	3 375	1 271	HUNGARY	270	140	46
ALGERIA	20 304	16 412	5 567	USA	12 513	44 743	14 205
TUNISIA	3 740	1 708	567	CANADA	92	125	46
LIBYA	8 557	6 653	2 376	BRAZIL	749	192	61
EGYPT	47 550	24 192	8 500	JAPAN	56	99	37
SUDAN	12 888	8 443	3 012	EXPORTS	909 012	1 103 251	377 855
MAURITANIA	2 078	1 428	498	FRANCE	49 256	21 086	7 362
MALI	328	343	110	BELGIUM LUX	26 995	21 986	7 695
UPPER VOLTA	476	172	58	NETHERLANDS	80 868	154 262	52 505
CHAD	1 439	940	314	ITALY	55 539	35 236	12 334
GUINEA	606	244	81	UNTD KINGDOM	2 720	11 133	3 725
SIERRA LEONE	676	370	134	IRELAND	51	162	58
LIBERIA	1 144	538	187	DENMARK	35 377	60 989	21 650
IVORY COAST	3 959	2 372	829	GREECE	1 579	708	242
GHANA	2 124	1 249	438	NORWAY	32 798	58 047	19 500
TOGO	1 602	405	140	SWEDEN	29 375	29 126	9 919
BENIN	1 250	603	218	FINLAND	7 336	9 556	3 329
NIGERIA	17 799	11 709	4 048	SWITZERLAND	53 382	31 874	10 931
CAMEROON	4 493	2 348	817	AUSTRIA	73 974	46 782	16 257
GABON	973	748	254	PORTUGAL	3 775	1 375	468
CONGO	252	231	74	SPAIN	1 759	5 776	1 915
ZAIRE	4 795	3 093	1 151	YUGOSLAVIA	10 497	9 192	3 195
RWANDA	2 497	1 992	663	TURKEY	17 893	35 914	13 396
BURUNDI	1 454	1 102	400	SOVIET UNION	60 167	11 166	3 576
ANGOLA	228	173	60	POLAND	528	1 817	682
ETHIOPIA	4 567	3 693	1 316	CZECHOSLOVAKIA	84	135	50
SOMALIA	565	784	303	HUNGARY	7 093	14 348	5 070
KENYA	3 081	2 229	742	ROMANIA	307	1 077	411
UGANDA	2 117	1 418	491	BULGARIA	1 955	2 934	1 050
TANZANIA	1 725	789	276	ALBANIA	407	100	32
MADAGASCAR	508	237	80	MOROCCO	28	314	105
MAURITIUS	94	99	30	ALGERIA	1 762	1 777	587
ZAMBIA	1 810	1 195	376	TUNISIA	20 256	55 257	19 684
MALAWI	1 351	606	205	EGYPT	30 601	79 379	25 955
REP S AFRICA	10 483	9 742	3 214	MAURITANIA	35	347	121
USA	76 839	76 225	26 211	LIBERIA	382	762	251
CANADA	4 755	3 845	1 343	IVORY COAST	508	777	275
MEXICO	117	198	69	GABON	6 025	11 979	3 818
BERMUDA	1 846	2 283	904	ZAIRE	242	432	142
GUATEMALA	638	586	188	KENYA	224	1 108	381
EL SALVADOR	98	186	61	TANZANIA	3 854	7 522	2 591
CUBA	926	1 764	638	ZIMBABWE	2	115	41
GUADELOUPE	185	289	91	REP S AFRICA	2 208	4 106	1 360
MARTINIQUE	123	245	94	USA	30 675	64 112	22 293
NETH ANTILL	8 948	11 503	3 921	CANADA	1 866	3 983	1 365
COLOMBIA	845	1 146	414	MEXICO	10 151	3 630	1 199
ECUADOR	256	203	74	COSTA RICA	13	295	103
PERU	538	311	95	BRAZIL	13 014	41 863	14 062
BRAZIL	12 412	4 627	1 664	CHILE	1 610	2 453	902
CHILE	5 184	2 601	813	LEBANON	498	2 036	643
BOLIVIA	264	149	51	SYRIA	2 101	483	148
ARGENTINA	555	375	126	IRAQ	3 031	3 469	1 203
CYPRUS	2 740	814	269	IRAN	187 793	145 757	46 927
LEBANON	2 649	1 051	341	ISRAEL	20	263	87
SYRIA	7 489	4 247	1 422	SAUDI ARABIA	546	1 379	500
IRAQ	13 568	14 636	5 006	PAKISTAN	19 920	56 495	21 006
IRAN	4 014	4 707	1 528	INDIA	911	1 707	567
ISRAEL	5 114	7 184	2 545	BANGLADESH	1 849	2 196	751
JORDAN	35 587	18 710	6 195	SRI LANKA	138	1 790	586
SAUDI ARABIA	45 880	24 625	8 247	BURMA	51	222	68
KUWAIT	18 419	11 348	3 703	THAILAND	4 973	11 478	4 162
BAHRAIN	1 225	675	243	INDONESIA	2 293	6 459	2 122
QATAR	1 287	975	325	MALAYSIA	26	138	49
ARAB EMIRAT	3 500	2 242	763	SINGAPORE	213	115	39
OMAN	14 600	9 936	3 351	PHILIPPINES	161	1 397	449
NORTH YEMEN	118	199	65	CHINA	344	1 610	592
SOUTH YEMEN	146	88	33	SOUTH KOREA	745	4 903	1 627
PAKISTAN	603	690	230	JAPAN	613	1 721	664
INDIA	1 510	1 949	695	HONG KONG	603	1 262	441
THAILAND	1 458	1 173	426	AUSTRALIA	3 310	12 737	4 417
INDONESIA	1 866	1 143	379	792 AIRCRAFT			
MALAYSIA	2 818	2 101	690	IMPORTS	97 561	10 802 557	3 613 981
SINGAPORE	4 221	2 140	726	FRANCE	43 333	6 295 234	2 080 397
PHILIPPINES	48	249	90	BELGIUM LUX	1 911	40 258	13 939
CHINA	544	1 033	385	NETHERLANDS	3 241	63 803	21 770
SOUTH KOREA	1 023	1 44E	478	ITALY	3 144	194 327	65 478
JAPAN	3 763	3 631	1 238	UNTD KINGDOM	16 273	1 825 230	623 438
TAIWAN	3 019	1 382	466	IRELAND	25	3 436	1 151
HONG KONG	8 530	10 866	3 722	DENMARK	125	6 457	2 186
AUSTRALIA	39 858	22 812	7 940				
NEW ZEALAND	1 737	1 356	469				
POLAR REG	70	132	42				

6 IMPORTS AND EXPORTS (SPECIAL TRADE) BY GROUPS OF THE SITC-REV. II AND BY COUNTRIES OF PRODUCTION AND CONSUMPTION 1988

GROUP COUNTRY	DT * 100 KG	1 000 DM	1 000 \$	GROUP COUNTRY	DT * 100 KG	1 000 DM	1 000 \$
GREECE	2	1 025	363	BAHRAIN	4	531	171
NORWAY	72	4 341	1 499	ARAB EMIRAT	86	2 255	766
SWEDEN	104	16 625	5 681	OMAN	5	362	123
FINLAND	52	9 363	3 147	NORTH YEMEN	16	778	241
SWITZERLAND	641	13 627	4 561	PAKISTAN	19	2 374	791
AUSTRIA	333	5 589	1 863	INDIA	514	64 891	21 942
PORTUGAL	14	1 754	606	SRI LANKA	1	332	104
SPAIN	150	16 251	5 900	THAILAND	229	32 227	11 463
YUGOSLAVIA	231	2 459	630	INDONESIA	488	38 443	13 924
TURKEY	72	5 470	1 895	MALAYSIA	10	2 026	687
CZECHOSLOVA	13	287	102	BRUNEI	1	318	111
ROMANIA	21	1 221	468	SINGAPORE	30	7 877	2 672
MOROCCO	5	744	258	PHILIPPINES	13	1 774	597
ALGERIA	5	981	341	CHINA	158	5 662	2 022
TUNISIA	7	700	247	SOUTH KOREA	5	724	244
EGYPT	23	654	224	JAPAN	223	10 538	3 631
SUDAN	52	3 106	1 053	TAIWAN	2	889	293
NIGERIA	6	584	201	HONG KONG	14	5 136	1 882
ETHIOPIA	13	789	263	AUSTRALIA	719	17 256	6 121
KENYA	20	1 004	338	PAPUA NEW G		289	91
ZIMBABWE	16	939	320	NEW ZEALAND	47	1 078	395
REP S AFRICA	7	568	198	AMER OCEANIA	31	6 355	2 404
USA	26 214	2 171 266	736 526	POLAR REG	22	1 679	640
CANADA	329	55 252	18 348				
GREENLAND		321	114	793 SHIPS AND BOATS			
NETH ANTILL		83	32				
BRAZIL	3	1 733	588	IMPORTS	248 818	965 503	333 063
ARGENTINA	8	182	65				
SYRIA	9	186	67	FRANCE	22 259	33 250	11 295
IRAQ	40	11 464	3 930	BELGIUM LUX	1 039	9 402	3 369
IRAN	332	2 049	701	NETHERLANDS	7 103	105 376	35 588
ISRAEL	99	5 150	1 812	ITALY	31 049	64 125	20 979
JORDAN	91	3 068	1 075	UNITD KINGDOM	2 050	37 212	13 130
SAUDI ARABIA	98	12 272	4 148	IRELAND	38	637	220
KUWAIT	15	1 679	530	DENMARK	930	35 726	12 713
ARAB EMIRAT	40	1 381	468	GREECE	86	39 391	13 526
OMAN		103	34	NORWAY	23 044	14 727	5 030
NORTH YEMEN	40	2 222	747	SWEDEN	781	53 674	19 282
AFGHANISTAN	14	1 546	539	FINLAND	288	12 007	4 123
PAKISTAN	26	1 614	538	SWITZERLAND	15 833	13 529	4 774
INDIA	10	409	134	AUSTRIA	1 319	4 650	1 637
SRI LANKA	2	255	83	PORTUGAL	37	218	70
THAILAND	14	549	193	SPAIN	742	6 040	2 070
MALAYSIA	2	658	234	MALTA	4	7 518	2 486
BRUNEI	6	764	300	YUGOSLAVIA	241	3 551	1 273
SINGAPORE	129	6 177	2 169	SOVIETUNION	14	13 981	4 786
CHINA	12	244	86	POLAND	253	110 468	37 650
JAPAN	53	3 346	1 183	CZECHOSLOVA	4 869	952	310
HONG KONG	4	533	178	HUNGARY	601	187	61
AUSTRALIA	4	638	209	SUDAN	2	811	286
				LIBERIA	6	3 119	1 012
EXPORTS	84 774	9 972 523	3 342 930	USA	501	13 507	4 749
FRANCE	56 956	7 909 612	2 641 829	CANADA	7	153	51
BELGIUM LUX	358	15 837	5 482	BERMUDA	2	186 743	66 893
NETHERLANDS	1 652	76 281	25 873	HONDURAS	4	3 857	1 332
ITALY	2 982	287 040	94 861	PANAMA	16	28 526	9 580
UNITD KINGDOM	7 220	770 352	263 125	CAYMAN IS	1	3 392	1 100
IRELAND		118	39	VENEZUELA	3	1 028	324
DENMARK	128	5 170	1 741	BRAZIL	1	1 784	673
GREECE	240	24 839	8 227	CYPRUS	5	4 015	1 386
NORWAY	94	7 709	2 509	SAUDI ARABIA	7	7 755	2 766
SWEDEN	820	18 834	6 468	ARAB EMIRAT	1	538	183
FINLAND	106	2 285	772	MALDIVES	1	626	283
SWITZERLAND	1 096	32 582	11 108	SRI LANKA	2	2 363	761
AUSTRIA	400	15 791	5 246	MALAYSIA	1	1 575	565
PORTUGAL	5	315	112	SINGAPORE	4	60 356	19 051
SPAIN	257	30 276	10 294	CHINA	3	39 633	14 192
MALTA	1	156	50	JAPAN	1 095	29 265	11 120
YUGOSLAVIA	487	3 160	1 091	TAIWAN	134 556	7 205	2 368
TURKEY	266	20 472	7 002	HONG KONG	8	309	103
SOVIETUNION	2	86	33	EXPORTS	33 688	1 871 186	631 540
CZECHOSLOVA	8	203	67				
ROMANIA	9	186	62	FRANCE	1 134	22 660	7 863
MOROCCO	6	228	78	BELGIUM LUX	3 543	7 472	2 621
ALGERIA	16	4 361	1 514	NETHERLANDS	7 218	101 654	33 550
TUNISIA	16	1 507	523	ITALY	1 174	26 097	9 041
EGYPT	65	6 256	2 129	UNITD KINGDOM	1 318	15 419	5 524
SUDAN	6	696	255	IRELAND	4	110	35
SENEGAL	3	741	254	DENMARK	660	16 761	6 204
NIGERIA	794	131 092	43 157	GREECE	866	6 051	2 086
ZAIRE	1	286	99	ICELAND	34	1 882	598
ETHIOPIA	3	209	69	FAROE IS	2	13 970	4 871
SOMALIA	1 182	6 878	2 221	NORWAY	887	17 359	5 713
KENYA	18	192	65	SWEDEN	551	37 640	12 110
MALAWI	23	2 404	808	FINLAND	364	2 969	969
REP S AFRICA	139	14 346	4 907	SWITZERLAND	2 030	24 854	8 766
BOTSWANA		233	72	AUSTRIA	4 202	8 086	2 727
LESOTHO	1	85	30	SPAIN	350	21 308	7 765
USA	4 617	291 625	100 590	GIBRALTAR	9	22 637	7 759
CANADA	362	21 701	7 419	YUGOSLAVIA	199	12 478	4 134
GREENLAND	1	379	128	TURKEY	139	3 010	1 113
MEXICO	5	465	141	SOVIETUNION	24	26 832	9 484
JAMAICA		124	40	POLAND	31	250	84
VENEZUELA	9	252	86	CZECHOSLOVA	32	398	136
BRAZIL	1 303	10 588	3 524	HUNGARY	31	135	49
CHILE		273	92	BULGARIA	240	221	75
ARGENTINA	63	9 213	3 004	TUNISIA	105	7 998	3 101
CYPRUS	34	3 074	994	LIBYA	4	21 123	6 856
IRAQ	14	2 578	881	EGYPT	751	79 712	25 915
IRAN	83	3 677	1 249	SUDAN	5	9 980	3 738
ISRAEL	49	4 179	1 467	SERRA LEONE	1	1 070	350
SAUDI ARABIA	173	25 660	8 441	LIBERIA	11	65 426	22 766
KUWAIT	16	3 477	1 183	TOGO	1	4 494	1 308

6 IMPORTS AND EXPORTS (SPECIAL TRADE) BY GROUPS OF THE SITC-REV. II AND BY COUNTRIES OF PRODUCTION AND CONSUMPTION 1985

GROUP COUNTRY	DT * 100 KG	1 000 DM	1 000 \$	GROUP COUNTRY	DT * 100 KG	1 000 DM	1 000 \$
ZAIRE	4	952	359	GREECE	328	537	183
RWANDA	1	220	66	NORWAY	2 796	4 822	1 667
DJIBOUTI	1	6 300	2 505	SWEDEN	23 044	29 021	10 150
KENYA	3	1 406	529	FINLAND	75 087	30 860	10 678
TANZANIA	26	5 806	2 010	SWITZERLAND	113 821	75 367	25 844
MADAGASCAR	11	2 195	816	AUSTRIA	163 754	117 309	40 478
REP S AFRICA	170	488	170	PORTUGAL	8 810	3 291	1 105
USA	4 693	61 074	19 290	SPAIN	8 457	9 525	3 241
CANADA	447	3 039	984	YUGOSLAVIA	43 362	17 098	5 801
PANAMA	43	80 967	24 941	TURKEY	31 894	7 594	2 609
CUBA	3	116	45	SOVIETUNION	387	106	34
BAHAMAS	3	27 740	10 135	POLAND	10 392	1 874	636
BRAZIL	7	93 851	33 635	CZECHOSLOVA	22 604	4 205	1 463
CHILE	31	4 609	1 396	HUNGARY	46 879	9 080	3 088
BOLIVIA	1	261	79	ROMANIA	16 026	3 757	1 284
URUGUAY	23	371	131	BULGARIA	650	96	34
ARGENTINA	28	169	59	USA	2 346	9 129	3 129
CYPRUS	12	41 987	14 665	CANADA	22	94	31
SYRIA	2	756	270	INDIA	833	1 135	399
IRAQ	7	1 265	410	THAILAND	89	167	57
IRAN	10	52 390	20 624	PHILIPPINES	176	163	51
ISRAEL	158	105	34	CHINA	1 684	1 066	371
SAUDI ARABIA	886	1 693	592	SOUTH KOREA	903	4 024	1 370
KUWAIT	92	629	281	JAPAN	1 237	4 079	1 443
BAHRAIN	3	280	106	TAIWAN	7 010	12 993	4 475
ARAB EMIRAT	47	291	94	HONG KONG	9 363	14 493	4 878
PAKISTAN	40	83 748	30 775	EXPORTS	1 146 640	1 402 304	483 254
INDIA	190	23 423	8 444	FRANCE	274 435	231 284	79 737
BANGLADESH	32	93 918	33 094	BELGIUM LUX	121 315	111 801	38 667
SRI LANKA	4	5 323	1 762	NETHERLANDS	133 650	151 918	52 375
BURMA	3	93 014	31 308	ITALY	51 946	65 410	22 458
INDONESIA	8	111 175	35 172	UNITD KINGDOM	81 696	106 329	36 480
SINGAPORE	7	3 665	1 158	IRELAND	7 754	5 607	1 936
CHINA	39	440 899	142 672	DENMARK	18 857	29 337	10 178
SOUTH KOREA	60	371	123	GREECE	11 989	7 640	2 658
JAPAN	109	675	233	ICELAND	2 120	1 892	652
TAIWAN	4	1 356	513	NORWAY	14 121	36 504	12 669
HONG KONG	44	2 591	907	SWEDEN	14 382	46 199	16 001
AUSTRALIA	305	24 008	7 725	FINLAND	4 996	14 133	4 906
NEW ZEALAND	9	11 899	4 265	SWITZERLAND	85 043	111 264	38 484
FR POLYNESIA	33	5 301	1 602	AUSTRIA	128 354	137 859	47 850
801 INDUSTRIAL PLANT, CHAP 90				PORTUGAL	1 003	2 248	786
EXPORTS	14 324	188 607	64 749	SPAIN	11 339	10 623	3 663
ITALY	50	2 569	986	ANDORRA	37	175	60
UNITD KINGDOM	371	10 600	3 575	MALTA	337	429	146
AUSTRIA	16	251	78	YUGOSLAVIA	2 622	5 703	1 988
SPAIN	192	12 940	4 487	TURKEY	636	2 740	928
MALTA	13	93	32	SOVIETUNION	372	1 152	402
TURKEY	58	2 688	988	POLAND	1 946	3 375	1 141
SOVIETUNION	4 432	26 495	8 267	CZECHOSLOVA	359	1 032	357
CZECHOSLOVA	12	155	61	HUNGARY	488	1 281	449
ALGERIA	55	7 235	2 508	ROMANIA	65	138	48
LIBYA	84	547	193	BULGARIA	853	1 971	746
EGYPT	162	1 217	461	CANARY IS	236	392	142
LIBERIA	18	675	232	MOROCCO	1 787	1 568	546
NIGERIA	236	5 803	1 954	CEUTA MEL	168	228	76
SOMALIA	114	143	45	ALGERIA	22 784	6 651	2 275
KENYA	40	323	108	TUNISIA	404	335	117
REP S AFRICA	248	11 742	4 379	LIBYA	1 716	4 707	1 599
BOTSWANA	520	4 633	1 465	EGYPT	5 186	7 002	2 445
USA	131	2 800	956	SUDAN	137	158	53
MEXICO	53	2 609	901	GUINEA	13	90	34
COLOMBIA	242	4 401	1 506	LIBERIA	75	108	39
BRAZIL	482	1 752	597	IVORY COAST	90	311	97
IRAQ	4 390	46 163	16 169	TOGO	125	192	69
SAUDI ARABIA	832	18 420	6 322	BENIN	191	290	105
ARAB EMIRAT	183	2 634	900	NIGERIA	1 540	3 158	1 033
OMAN	17	378	120	CAMEROON	482	541	164
PAKISTAN	105	3 937	1 349	ZAIRE	130	210	71
INDIA	8	295	96	BURUNDI	188	245	79
SRI LANKA	32	746	239	ANGOLA	20	92	31
THAILAND	11	546	186	ETHIOPIA	306	611	225
INDONESIA	105	1 780	627	SOMALIA	43	145	48
SINGAPORE	6	167	63	KENYA	254	463	155
CHINA	509	6 269	2 199	TANZANIA	311	426	129
SOUTH KOREA	82	860	267	MAURITIUS	42	108	38
TAIWAN	426	6 464	2 223	REP S AFRICA	3 734	7 577	2 563
802 INDUSTRIAL PLANT, CHAP 94				USA	28 325	44 408	15 394
EXPORTS	3 639	13 333	4 496	CANADA	4 942	9 953	3 470
LIBYA	19	93	32	MEXICO	272	973	345
EGYPT	47	201	72	GUATEMALA	65	636	217
TOGO	482	364	114	EL SALVADOR	13	229	69
NIGERIA	1 477	5 811	2 004	BAHAMAS	68	304	108
SAUDI ARABIA	1 172	6 102	2 015	DOMINIC REP	179	133	47
CHINA	143	392	131	TRINIDAD TOB	60	181	63
TAIWAN	15	119	42	NETH ANTILL	289	598	210
812 PLUMB, HEATING, LGHTNG EQU				COLOMBIA	64	577	206
IMPORTS	1 858 002	1 052 039	361 788	VENEZUELA	123	320	117
FRANCE	269 580	136 440	46 749	ECUADOR	143	361	125
BELGIUM LUX	309 411	131 325	45 168	PERU	119	1 001	348
NETHERLANDS	176 135	96 341	33 164	BRAZIL	63	353	128
ITALY	423 284	264 407	90 854	CHILE	680	1 512	514
UNITD KINGDOM	13 860	16 743	5 795	BOLIVIA	93	1 128	363
IRELAND	2 649	792	288	ARGENTINA	69	443	148
DENMARK	70 939	43 651	15 123	CYPRUS	2 719	2 798	950
				LEBANON	2 737	2 103	717
				SYRIA	8 260	4 539	1 566
				IRAQ	2 775	7 930	2 751
				IRAN	3 806	5 138	1 712
				ISRAEL	1 550	3 225	1 094
				JORDAN	1 908	2 028	696
				SAUDI ARABIA	20 876	54 802	18 464

6 IMPORTS AND EXPORTS (SPECIAL TRADE) BY GROUPS OF THE SITC-REV. II AND BY COUNTRIES OF PRODUCTION AND CONSUMPTION 1985

GROUP COUNTRY	DT * 100 KG	1 000 DM	1 000 \$	GROUP COUNTRY	DT * 100 KG	1 000 DM	1 000 \$
KUWAIT	8 016	15 193	5 240	CZECHOSLOVAKIA	997	1 107	394
BAHRAIN	1 226	3 720	1 263	HUNGARY	2 192	2 692	906
QATAR	940	4 041	1 404	ROMANIA	1 475	620	205
ARAB EMIRAT	8 389	18 632	6 408	BULGARIA	1 100	1 927	681
OMAN	3 898	12 735	4 385	CANARY IS	942	1 343	487
NORTH YEMEN	1 030	1 638	556	MOROCCO	605	2 252	801
SOUTH YEMEN	21	94	30	ALGERIA	6 102	8 536	2 831
AFGHANISTAN	3 311	4 484	1 381	TUNISIA	2 125	2 075	746
PAKISTAN	229	1 239	409	LIBYA	5 610	8 681	2 875
INDIA	1 295	2 886	1 030	EGYPT	5 881	8 754	3 150
BANGLADESH	21	112	42	SUDAN	529	479	158
SRI LANKA	128	396	132	MALI	198	247	84
THAILAND	470	1 796	623	SENEGAL	457	265	82
INDONESIA	580	2 434	823	GUINEA	232	166	60
MALAYSIA	894	3 497	1 199	LIBERIA	157	163	53
BRUNEI	138	300	104	IVORY COAST	1 265	1 116	374
SINGAPORE	5 457	13 899	4 724	GHANA	283	538	170
PHILIPPINES	115	561	207	TOGO	721	737	249
CHINA	124	334	110	NIGERIA	1 603	3 720	1 204
SOUTH KOREA	1 976	5 686	1 974	CAMEROON	609	517	173
JAPAN	2 499	7 030	2 408	CFNT AFR REP	130	256	99
TAIWAN	635	1 050	355	GABON	100	130	43
HONG KONG	4 150	13 999	4 794	CONGO	453	163	54
AUSTRALIA	8 934	14 391	5 011	ZAIRE	257	559	193
PAPUA NEW G	88	184	61	RWANDA	132	115	40
NEW ZEALAND	272	892	305	BURUNDI	377	231	84
SOLOMON IS	58	100	33	ANGOLA	146	192	61
FR POLYNESIA	121	165	59	ETHIOPIA	264	402	139
				DJIBOUTI	3 019	910	320
				SOMALIA	316	288	98
821 FURNITURE				KENYA	58	102	34
IMPORTS	5 623 779	3 634 992	1 243 244	UGANDA	406	379	134
FRANCE	310 988	223 252	76 148	TANZANIA	568	731	238
BELGIUM LUX	300 751	204 756	97 761	SEYCHELLES	28	131	51
NETHERLANDS	282 699	231 998	79 323	MAUPITIUS	223	255	82
ITALY	1 030 337	894 749	306 126	REP S AFRICA	13 712	13 053	4 415
UNITD KINGDOM	71 377	93 422	32 229	USA	419 337	395 459	136 345
IRELAND	2 037	3 624	1 249	CANADA	32 909	29 436	10 232
DENMARK	328 369	280 568	96 515	MEXICO	733	406	139
GREECE	449	351	125	BERMUDA	261	425	138
NORWAY	14 624	15 398	5 343	GUATEMALA	107	463	158
SWEDEN	527 112	280 153	95 146	EL SALVADOR	117	804	247
FINLAND	96 270	51 297	17 371	COSTA RICA	65	185	69
SWITZERLAND	172 961	205 582	72 115	PANAMA	859	394	136
AUSTRIA	294 013	271 317	92 901	CUBA	85	435	139
PORTUGAL	46 254	10 935	3 795	BAHAMAS	494	823	297
SPAIN	86 721	56 428	19 357	NETH ANTILL	3 203	1 933	656
MALTA	51	100	36	COLOMBIA	38	236	81
YUGOSLAVIA	336 120	123 964	41 951	BRAZIL	56	364	122
TURKEY	290	346	117	CHILE	535	1 519	526
SOVIETUNION	74 710	20 408	7 109	ARGENTINA	843	589	195
POLAND	264 459	81 098	27 741	CYPRUS	775	1 197	405
CZECHOSLOVAKIA	217 700	58 179	19 803	LEBANON	2 014	3 661	1 258
HUNGARY	87 319	37 970	13 159	SYRIA	1 814	2 806	945
ROMANIA	938 538	261 222	89 546	IRAQ	8 564	17 819	6 091
BULGARIA	34 123	8 955	3 049	IRAN	1 219	2 806	891
TUNISIA	1	88	33	ISRAEL	8 398	7 931	2 721
REP S AFRICA	4 827	1 432	493	JORDAN	9 181	5 808	2 007
SWAZILAND	1 494	423	153	SAUDI ARABIA	224 394	144 141	49 189
USA	13 475	47 255	15 589	KUWAIT	43 548	32 873	11 275
CANADA	1 443	3 111	1 052	BAHRAIN	14 506	8 439	2 940
PERU	82	172	58	QATAR	7 093	5 990	2 060
BRAZIL	6 903	3 710	1 292	ARAB EMIRAT	43 267	20 308	7 006
ISRAEL	8 297	7 085	2 360	OMAN	26 029	16 520	5 700
PAKISTAN	180	298	101	NORTH YEMEN	1 080	1 259	417
INDIA	395	738	249	SOUTH YEMEN	1 490	1 213	452
THAILAND	7 200	9 027	3 101	PAKISTAN	366	1 617	562
INDONESIA	5 576	3 972	1 411	INDIA	270	1 066	368
MALAYSIA	123	154	56	BANGLADESH	68	321	106
SINGAPORE	444	313	100	SRI LANKA	730	647	226
PHILIPPINES	4 576	6 553	2 169	BURMA	314	209	78
CHINA	6 212	9 525	3 195	THAILAND	1 723	6 325	2 270
SOUTH KOREA	362	896	289	VIETNAM	103	230	86
JAPAN	3 806	7 738	2 567	INDONESIA	6 424	6 851	2 247
TAIWAN	35 495	26 113	8 818	MALAYSIA	3 420	3 746	1 265
HONG KONG	3 791	5 481	1 866	BRUNEI	590	451	160
AUSTRALIA	112	334	117	SINGAPORE	58 380	33 393	11 416
EXPORTS	7 114 933	5 396 761	1 853 917	PHILIPPINES	174	650	227
FRANCE	884 689	610 104	210 386	CHINA	397	1 152	392
BELGIUM LUX	660 225	465 484	159 359	NORTH KOREA	56	117	38
NETHERLANDS	1 279 172	905 189	310 308	SOUTH KOREA	1 686	3 400	1 185
ITALY	123 270	133 565	45 785	JAPAN	55 534	110 728	37 848
UNITD KINGDOM	796 145	601 049	206 838	TAIWAN	2 402	1 767	594
IRELAND	17 844	14 423	5 014	HONG KONG	23 239	21 645	7 493
DENMARK	173 493	95 659	33 054	AUSTRALIA	48 969	42 470	14 519
GREECE	13 611	16 147	5 497	PAPUA NEW G	181	168	56
ICELAND	4 575	5 461	1 885	NEW ZEALAND	703	1 385	507
NORWAY	52 042	59 811	20 649	FR POLYNESIA	100	130	43
SWEDEN	136 110	111 277	38 194	831 TRAVEL GOODS, HANDBAGS			
FINLAND	23 247	28 611	9 773	IMPORTS	338 009	881 409	300 635
SWITZERLAND	763 060	664 159	227 571	FRANCE	6 481	26 454	9 113
AUSTRIA	1 021 572	617 786	212 742	BELGIUM LUX	15 395	20 733	7 240
PORTUGAL	1 557	1 793	620	NETHERLANDS	17 129	33 636	11 489
SPAIN	35 896	30 984	10 586	ITALY	47 192	253 554	86 355
ANDORRA	75	185	65	UNITD KINGDOM	3 148	8 252	2 812
GIBRALTAR	311	300	107	IRELAND	1 081	5 188	1 732
MALTA	312	408	150	DENMARK	2 203	2 829	984
YUGOSLAVIA	4 654	10 740	3 739	GREECE	370	1 652	556
TURKEY	3 397	3 776	1 281	NORWAY	84	200	69
SOVIETUNION	4 593	8 579	3 094	SWEDEN	1 235	2 006	707
POLAND	1 342	1 048	362	FINLAND	159	616	203

6 IMPORTS AND EXPORTS (SPECIAL TRADE) BY GROUPS OF THE SITC-REV. II AND BY COUNTRIES OF PRODUCTION AND CONSUMPTION 1985

GROUP COUNTRY	DT * 100 KG	1 000 DM	1 000 \$	GROUP COUNTRY	DT * 100 KG	1 000 DM	1 000 \$
SWITZERLAND	2 331	5 178	1 799	SOUTH KOREA	38	1 222	401
AUSTRIA	4 020	8 177	2 793	JAPAN	1 111	25 952	8 940
PORTUGAL	115	293	101	HONG KONG	581	11 021	3 758
SPAIN	1 176	6 115	2 080	AUSTRALIA	431	2 170	745
MALTA	166	823	282	PAPUA NEW G	21	113	41
YUGOSLAVIA	15 913	13 912	4 879	FR POLYNESIA	14	98	34
TURKEY	850	4 673	1 671				
POLAND	1 506	6 154	2 169	842 MENS OUTERWEAR NOT KNIT			
CZECHOSLOVA	6 249	12 767	4 395				
HUNGARY	8 069	11 509	3 897	IMPORTS	762 767	3 443 704	1 175 255
ROMANIA	7 647	10 948	3 793	FRANCE	14 991	80 801	27 379
BULGARIA	1 520	1 430	466	BELGIUM LUX	23 777	111 365	37 805
MOROCCO	101	795	268	NETHERLANDS	11 206	59 741	20 527
TUNISIA	1 720	4 116	1 435	ITALY	97 199	609 633	208 782
EGYPT	9	109	35	UNITD KINGDOM	3 104	37 864	12 975
KENYA	131	295	107	IRELAND	2 119	9 003	3 078
REP S AFRICA	18	696	246	DENMARK	3 552	16 132	5 524
USA	583	3 872	1 305	GREECE	27 360	104 261	36 045
CANADA	97	545	177	NORWAY	99	869	289
ST LUCIA	109	369	119	SWEDEN	302	2 025	717
COLOMBIA	37	404	145	FINLAND	1 586	18 180	6 416
BRAZIL	9 893	15 994	5 387	SWITZERLAND	4 148	35 623	12 299
PARAGUAY	16	104	34	AUSTRIA	11 593	80 037	27 724
ARGENTINA	17	141	52	PORTUGAL	16 095	87 244	30 111
LEBANON	31	163	60	SPAIN	6 415	21 687	7 562
SYRIA	28	162	52	MALTA	21 453	96 196	32 741
ISRAEL	1 587	4 053	1 326	YUGOSLAVIA	78 732	422 598	145 444
PAKISTAN	3 042	3 228	1 134	TURKEY	26 780	111 225	37 550
INDIA	4 583	29 820	10 175	POLAND	17 563	82 983	28 511
BANGLADESH	501	645	212	CZECHOSLOVA	20 822	59 996	20 377
SRI LANKA	78	233	81	HUNGARY	10 283	39 388	13 653
THAILAND	3 922	21 607	7 352	ROMANIA	12 627	65 590	22 428
INDONESIA	54	277	91	BULGARIA	4 154	9 096	3 093
MALAYSIA	101	181	54	ALBANIA	208	241	90
SINGAPORE	3 571	1 838	602	MOROCCO	6 370	21 633	7 434
PHILIPPINES	207	611	204	TUNISIA	33 109	118 224	40 461
CHINA	22 321	45 327	15 291	MAURITIUS	1 533	12 195	4 303
NORTH KOREA	37	112	34	ZIMBABWE	76	272	93
SOUTH KOREA	32 393	80 373	27 215	REP S AFRICA	369	1 163	373
JAPAN	1 853	9 531	3 305	USA	601	4 208	1 457
TAIWAN	72 594	139 342	47 714	CANADA	18	105	34
HONG KONG	34 021	77 740	26 291	MEXICO	245	478	177
MACAO	236	1 219	400	HAITI	1 815	8 199	2 727
EXPORTS	177 017	434 989	149 751	TURKS CAICOS	48	218	70
FRANCE	29 728	42 560	14 672	COLOMBIA	299	1 542	514
BELGIUM LUX	11 819	25 356	8 755	BRAZIL	2 640	6 378	2 180
NETHERLANDS	48 335	51 024	17 513	URUGUAY	109	561	208
ITALY	2 756	11 181	3 961	ARGENTINA	163	260	103
UNITD KINGDOM	22 198	29 887	10 234	CYPRUS	147	535	175
IRELAND	502	1 159	399	ISRAEL	2 935	14 090	4 799
DENMARK	3 891	11 426	3 943	AFGHANISTAN	138	416	140
GREECE	304	1 058	357	PAKISTAN	2 597	6 854	2 305
ICELAND	417	1 840	657	INDIA	3 485	15 923	5 304
NORWAY	3 608	10 518	3 638	BANGLADESH	484	1 919	641
SWEDEN	2 724	8 406	2 884	SRI LANKA	9 815	38 250	13 006
FINLAND	1 186	3 695	1 268	THAILAND	10 759	31 073	10 316
SWITZERLAND	18 304	76 893	26 541	INDONESIA	5 493	11 331	3 735
AUSTRIA	18 426	60 568	20 785	MALAYSIA	1 741	5 686	1 873
PORTUGAL	39	164	52	SINGAPORE	4 747	18 604	6 264
SPAIN	363	1 415	489	PHILIPPINES	8 430	30 976	10 520
MALTA	38	202	68	CHINA	58 872	186 130	63 460
YUGOSLAVIA	110	423	149	SOUTH KOREA	43 337	178 402	61 129
TURKEY	24	175	57	JAPAN	11 112	46 628	17 040
SOVIETUNION	546	518	171	TAIWAN	33 398	106 072	35 878
CZECHOSLOVA	49	140	41	HONG KONG	84 609	361 510	120 479
HUNGARY	28	127	42	MACAO	17 042	49 797	16 839
ROMANIA	198	369	140	EXPORTS	169 146	1 267 671	432 759
BULGARIA	79	191	63	FRANCE	11 179	100 537	34 422
CANARY IS	86	154	50	BELGIUM LUX	19 796	158 162	53 574
ALGERIA	244	1 003	317	NETHERLANDS	52 320	370 012	125 796
TUNISIA	1 234	2 520	864	ITALY	2 935	30 666	10 595
EGYPT	40	173	60	UNITD KINGDOM	11 237	114 546	39 212
SIERRA LEONE	36	142	55	IRELAND	2 332	14 607	4 965
TOGO	139	182	66	DENMARK	5 538	28 730	9 658
NIGERIA	9	154	50	GREECE	4 382	9 025	3 099
CAMEROON	141	362	119	ICELAND	228	2 862	1 005
GABON	64	89	31	NORWAY	816	8 370	2 883
REUNION	30	98	34	SWEDEN	1 030	12 053	4 156
REP S AFRICA	80	466	151	FINLAND	336	2 138	738
USA	3 453	30 101	10 454	SWITZERLAND	10 114	103 501	35 412
CANADA	358	2 303	798	AUSTRIA	19 308	164 668	56 539
BAHAMAS	8	111	38	PORTUGAL	1 255	4 145	1 475
GUADELOUPE	44	163	55	SPAIN	114	1 201	418
MARTINIQUE	90	218	71	ANDORRA	8	160	56
NETH ANTILL	88	343	115	MALTA	2 433	12 164	4 176
CYPRUS	43	155	54	YUGOSLAVIA	5 155	10 713	3 679
LEBANON	41	116	40	TURKEY	24	200	64
SYRIA	346	169	59	SOVIETUNION	694	4 133	1 398
IRAN	9	123	41	POLAND	3 119	10 514	3 634
ISRAEL	249	655	219	CZECHOSLOVA	815	3 496	1 164
JORDAN	16	143	47	HUNGARY	1 049	4 716	1 618
SAUDI ARABIA	678	4 178	1 426	ROMANIA	19	128	39
KUWAIT	169	894	317	BULGARIA	258	839	284
BAHRAIN	46	380	132	CANARY IS	7	132	40
QATAR	81	481	162	ALGERIA	1 345	10 452	3 354
ARAB EMIRAT	162	1 220	423	TUNISIA	3 367	11 402	3 977
OMAN	66	345	116	LIBYA	61	546	161
THAILAND	12	92	31	EGYPT	21	325	102
INDONESIA	7	140	48	BENIN	13	144	49
MALAYSIA	71	383	135	NIGERIA	41	531	182
SINGAPORE	244	4 818	1 605	ANGOLA	14	159	43
PHILIPPINES	8	259	79				

6 IMPORTS AND EXPORTS (SPECIAL TRADE) BY GROUPS OF THE SITC-REV. II AND BY COUNTRIES OF PRODUCTION AND CONSUMPTION 1985

GROUP COUNTRY	DT * 100 KG	1 000 DM	1 000 \$	GROUP COUNTRY	DT * 100 KG	1 000 DM	1 000 \$
KENYA	13	214	72	AUSTRIA	44 131	523 106	178 649
TANZANIA	74	161	55	PORTUGAL	549	2 006	654
REP S AFRICA	29	520	176	SPAIN	597	10 911	3 787
USA	1 693	22 572	7 882	ANDORRA	13	653	226
CANADA	369	6 889	2 351	MALTA	3 190	8 699	2 963
NETH ANTILL	32	428	139	YUGOSLAVIA	2 574	9 166	3 150
CHILE	25	220	74	TURKEY	53	256	81
CYPRUS	53	257	94	SOVIET UNION	2 779	47 024	16 044
LEBANON	159	2 777	977	POLAND	902	4 448	1 520
SYRIA	6	94	31	CZECHOSLOVA.	400	2 772	938
IRAQ	121	2 415	864	HUNGARY	1 998	10 853	3 715
IRAN	79	1 239	446	ROMANIA	89	697	234
ISRAEL	356	2 349	897	BULGARIA	25	278	86
JORDAN	79	845	295	CANARY IS	19	413	142
SAUDI ARABIA	643	7 069	2 442	MOROCCO	3 962	1 651	572
KUWAIT	849	7 459	2 549	CEUTA MEL	19	242	79
BAHRAIN	4	154	48	TUNISIA	3 110	9 604	3 316
QATAR	34	467	147	LIBYA	1	130	33
ARAB EMIRAT	275	3 086	1 051	EGYPT	20	895	298
OMAN	19	273	93	LIBERIA	28	466	148
NORTH YEMEN	59	759	257	ETHIOPIA	6	166	37
INDONESIA	5	148	46	KENYA	6	121	36
MALAYSIA	17	253	87	REP S AFRICA	314	7 943	2 710
CHINA	2 077	2 821	966	USA	4 989	109 726	37 884
JAPAN	134	2 770	969	CANADA	3 526	54 739	18 812
HONG KONG	145	2 102	727	GREENLAND	7	118	33
AUSTRALIA	110	1 557	536	BERMUDA	6	223	77
NEW ZEALAND	17	284	89	PANAMA	6	93	30
				NETH ANTILL	8	307	96
				VENEZUELA	15	182	60
				CHILE	19	218	67
				ARGENTINA	5	145	41
				CYPRUS	35	965	331
				LEBANON	435	7 900	2 750
				SYRIA	12	456	149
				IRAQ	79	1 142	378
				ISRAEL	78	903	307
				JORDAN	146	3 054	1 032
				SAUDI ARABIA	657	9 450	3 179
				KUWAIT	1 004	13 833	4 727
				BAHRAIN	15	734	233
				QATAR	53	1 306	446
				ARAB EMIRAT	200	3 239	1 107
				OMAN	11	190	56
				AFGHANISTAN	35	217	71
				MALAYSIA	16	278	89
				SINGAPORE	116	1 777	612
				SOUTH KOREA	11	194	58
				JAPAN	465	17 527	6 056
				HONG KONG	399	9 798	3 380
				AUSTRALIA	372	8 360	2 964
				NEW ZEALAND	6	217	71
843 WOMENS OUTERWEAR NONKNIT				844 UNDERWEAR NOT KNIT			
IMPORTS	883 156	5 517 768	1 870 960	IMPORTS	260 629	1 122 782	381 431
FRANCE	22 605	297 816	101 201	FRANCE	1 050	14 203	4 866
BELGIUM LUX	15 361	110 802	37 939	BELGIUM LUX	507	3 740	1 249
NETHERLANDS	25 857	173 995	59 562	NETHERLANDS	1 693	8 937	3 054
ITALY	94 529	788 168	268 917	ITALY	4 456	52 596	17 855
UNITED KINGDOM	13 004	126 752	43 718	UNITED KINGDOM	662	4 759	1 645
IRELAND	1 005	6 023	2 022	IRELAND	98	527	191
DENMARK	4 281	26 131	8 847	DENMARK	216	1 637	572
GREECE	67 076	362 680	123 776	GREECE	389	993	349
ICELAND	12	238	84	SWEDEN	76	1 707	578
NORWAY	68	886	288	FINLAND	18	193	59
SWEDEN	243	1 901	632	SWITZERLAND	525	8 013	2 767
FINLAND	1 786	20 454	7 108	AUSTRIA	4 029	24 736	8 490
SWITZERLAND	4 423	68 031	23 061	PORTUGAL	7 491	45 382	15 600
AUSTRIA	24 025	242 797	83 089	SPAIN	203	970	332
PORTUGAL	22 878	162 977	55 672	MALTA	192	1 249	426
SPAIN	1 217	7 279	2 459	YUGOSLAVIA	23 186	115 610	39 731
MALTA	15 661	81 803	27 894	TURKEY	31 448	60 855	20 854
YUGOSLAVIA	76 722	503 761	171 828	POLAND	11 313	49 744	17 006
TURKEY	68 786	271 446	91 662	CZECHOSLOVA	2 371	7 573	2 590
POLAND	21 813	142 351	48 249	HUNGARY	1 390	7 442	2 531
CZECHOSLOVA	4 936	23 131	8 009	ROMANIA	11 152	31 201	10 666
HUNGARY	28 426	187 490	63 525	BULGARIA	9 128	19 924	6 790
ROMANIA	39 945	189 826	64 490	ALBANIA	409	906	304
BULGARIA	5 503	29 734	10 113	MOROCCO	743	3 902	1 315
MOROCCO	16 079	55 609	18 908	TUNISIA	9 242	51 688	17 768
TUNISIA	22 751	110 465	37 410	EGYPT	1 636	2 016	677
EGYPT	14	147	49	MAURITIUS	538	2 824	897
MAURITIUS	200	794	276	USA	99	814	276
ZIMBABWE	765	4 708	1 521	CANADA	14	195	65
REP S AFRICA	152	721	245	BRAZIL	481	1 856	632
USA	481	5 075	1 974	CYPRUS	314	1 724	582
CANADA	4	153	48	ISRAEL	64	490	161
GUATEMALA	29	309	102	PAKISTAN	2 290	5 820	2 014
COLOMBIA	277	1 848	589	INDIA	17 204	86 773	29 449
BRAZIL	2 961	9 765	3 351	BANGLADESH	3 285	9 670	3 155
ARGENTINA	116	537	170	SRI LANKA	1 621	6 402	2 171
CYPRUS	796	4 689	1 619	THAILAND	346	2 192	718
ISRAEL	2 252	19 045	6 313	INDONESIA	3 893	11 922	3 921
AFGHANISTAN	35	114	35	MALAYSIA	1 503	7 193	2 344
PAKISTAN	6 565	18 821	6 382	SINGAPORE	854	3 734	1 232
INDIA	26 505	156 961	52 670	PHILIPPINES	2 672	12 843	4 401
BANGLADESH	1 028	3 928	1 386	CHINA	8 417	25 017	8 468
SRI LANKA	7 890	34 243	11 519	SOUTH KOREA	29 214	139 027	46 799
THAILAND	10 132	44 488	14 751	JAPAN	109	844	280
INDONESIA	2 928	10 815	3 625	TAIWAN	13 128	51 804	17 596
MALAYSIA	1 467	5 504	1 793	HONG KONG	42 109	202 214	68 092
SINGAPORE	2 981	14 728	4 777	MACAO	8 803	28 719	9 847
PHILIPPINES	7 133	36 687	12 246				
CHINA	34 139	122 885	40 988				
NORTH KOREA	82	490	155				
SOUTH KOREA	38 063	201 697	67 833				
JAPAN	847	5 648	1 917				
TAIWAN	21 297	110 235	36 907				
HONG KONG	104 181	668 525	223 613				
MACAO	10 825	40 691	13 617				
EXPORTS	275 224	3 357 750	1 142 744				
FRANCE	14 560	191 090	64 545				
BELGIUM LUX	22 550	288 354	97 584				
NETHERLANDS	69 703	794 009	269 261				
ITALY	2 710	38 791	13 325				
UNITED KINGDOM	23 690	358 101	122 335				
IRELAND	2 745	42 821	14 586				
DENMARK	8 954	79 856	27 237				
GREECE	7 499	19 858	6 938				
ICELAND	251	4 251	1 470				
NORWAY	5 660	92 738	31 737				
SWEDEN	4 114	60 735	20 671				
FINLAND	1 553	20 701	7 015				
SWITZERLAND	33 640	474 061	160 979				

6 IMPORTS AND EXPORTS (SPECIAL TRADE) BY GROUPS OF THE SITC-REV. II AND BY COUNTRIES OF PRODUCTION AND CONSUMPTION 1985

GROUP COUNTRY	DT = 100 KG	1 000 DM	1 000 \$	GROUP COUNTRY	DT = 100 KG	1 000 DM	1 000 \$
EXPORTS	37 102	240 146	81 783	DENMARK	5 311	40 455	13 864
FRANCE	2 971	18 926	6 521	GREECE	1 432	3 440	1 186
BELGIUM LUX	4 070	28 369	9 684	ICELAND	293	3 426	1 166
NETHERLANDS	14 057	78 995	26 699	NORWAY	2 035	29 528	10 163
ITALY	414	2 835	1 016	SWEDEN	1 729	21 234	7 330
UNT D KINGDOM	3 697	21 604	7 347	FINLAND	671	6 882	2 355
IRELAND	74	928	323	SWITZERLAND	20 017	236 423	80 536
DENMARK	1 162	7 224	2 470	AUSTRIA	24 220	240 639	82 470
ICELAND	71	675	237	PORTUGAL	287	835	281
NORWAY	197	2 210	773	SPAIN	211	3 664	1 244
SWEDEN	62	553	201	ANDORRA	11	310	103
FINLAND	24	334	118	MALTA	16	297	106
SWITZERLAND	2 162	24 111	8 231	YUGOSLAVIA	5 874	28 478	9 898
AUSTRIA	2 211	24 879	8 529	TURKEY	12	216	72
SPAIN	21	221	75	SOVIET UNION	132	1 781	583
YUGOSLAVIA	588	2 698	952	POLAND	417	2 581	902
POLAND	586	1 430	474	CZECHOSLOVA	346	2 840	969
CZECHOSLOVA	50	281	98	HUNGARY	1 999	10 059	3 494
HUNGARY	39	235	81	ROMANIA	64	491	164
ROMANIA	60	226	74	BULGARIA	149	928	319
MOROCCO	91	279	84	CANARY IS	22	371	125
TUNISIA	3 494	7 365	2 448	MOROCCO	1 920	694	236
LIBYA	17	260	76	TUNISIA	1 565	4 043	1 389
NIGERIA	8	105	35	LIBYA	3	112	31
USA	379	8 760	3 009	EGYPT	21	396	142
CANADA	25	482	167	NIGERIA	13	171	54
NETH ANTILL	24	235	82	ETHIOPIA	78	274	74
LEBANON	25	310	105	UGANDA	74	256	100
JORDAN	10	184	62	TANZANIA	44	139	47
SAUDI ARABIA	96	1 092	376	REP S AFRICA	97	2 436	841
KUWAIT	159	1 247	415	USA	2 834	47 392	16 392
ARAB EMIRAT	69	707	246	CANADA	1 251	18 743	6 467
SINGAPORE	11	293	104	BERMUDA	2	134	42
JAPAN	8	227	72	PANAMA	10	124	41
HONG KONG	22	540	187	CUBA	6	99	35
AUSTRALIA	22	344	117	NETH ANTILL	7	176	55
				VENEZUELA	15	231	77
				CHILE	15	189	62
				CYPRUS	39	547	179
				LEBANON	100	1 805	613
				IRAQ	94	235	71
				ISRAEL	30	271	92
				JORDAN	44	788	274
				SAUDI ARABIA	405	4 544	1 564
				KUWAIT	199	2 902	986
				BAHRAIN	17	433	146
				QATAR	44	785	294
				ARAB EMIRAT	119	1 812	619
				OMAN	9	139	45
				PAKISTAN	84	536	203
				MALAYSIA	20	220	74
				SINGAPORE	35	446	152
				JAPAN	224	6 560	2 255
				HONG KONG	239	4 315	1 502
				AUSTRALIA	235	5 779	2 047
				NEW ZEALAND	13	297	100
845 OUTERWEAR KNIT NONELASTC							
IMPORTS	928 373	5 232 925	1 800 816	846 UNDERWEAR KNITTED			
FRANCE	14 553	166 741	57 214	IMPORTS	517 338	2 133 122	720 916
BELGIUM LUX	5 839	39 574	13 875	FRANCE	12 226	132 719	45 047
NETHERLANDS	14 438	89 529	30 929	BELGIUM LUX	1 497	12 702	4 276
ITALY	293 305	2 106 548	726 701	NETHERLANDS	8 094	31 003	10 606
UNT D KINGDOM	12 257	105 930	36 861	ITALY	80 513	348 584	117 919
IRELAND	1 442	7 790	2 635	UNT D KINGDOM	2 814	19 796	6 763
DENMARK	9 123	59 338	20 414	IRELAND	8 807	16 244	5 546
GREECE	67 990	294 077	100 754	DENMARK	1 771	12 684	4 293
ICELAND	163	2 241	778	GREECE	67 400	232 072	77 799
NORWAY	246	1 826	635	NORWAY	93	743	256
SWEDEN	457	4 135	1 407	SWEDEN	238	3 491	1 202
FINLAND	1 231	12 981	4 389	FINLAND	226	2 528	842
SWITZERLAND	4 115	48 307	16 693	SWITZERLAND	7 639	77 688	26 890
AUSTRIA	11 268	121 474	41 652	AUSTRIA	6 238	49 462	17 032
PORTUGAL	37 913	158 764	54 306	PORTUGAL	25 355	103 248	35 049
SPAIN	5 963	22 985	7 936	SPAIN	1 440	7 007	2 365
MALTA	1 951	10 316	3 555	MALTA	56	386	127
YUGOSLAVIA	33 243	170 002	58 462	YUGOSLAVIA	58 090	244 535	83 646
TURKEY	86 336	332 488	113 894	TURKEY	34 457	91 442	31 118
POLAND	5 284	20 066	6 852	POLAND	6 790	15 602	5 383
CZECHOSLOVA	8 475	21 680	7 390	CZECHOSLOVA	8 497	17 422	6 019
HUNGARY	10 310	48 723	16 621	HUNGARY	5 554	40 675	13 860
ROMANIA	22 859	52 653	18 556	ROMANIA	18 106	30 014	10 398
BULGARIA	9 762	23 378	8 051	BULGARIA	5 813	7 824	2 699
MOROCCO	12 691	50 302	17 375	MOROCCO	7 223	10 368	3 516
TUNISIA	10 195	51 543	17 858	TUNISIA	5 542	31 192	10 724
EGYPT	312	1 231	410	EGYPT	700	2 011	678
MAURITIUS	10 195	58 824	21 207	ETHIOPIA	114	174	56
ZIMBABWE	134	875	310	MAURITIUS	765	2 937	966
REP S AFRICA	763	4 284	1 452	ZIMBABWE	18	133	40
USA	265	1 912	624	REP S AFRICA	607	2 990	1 045
CANADA	21	154	55	USA	3 906	28 626	9 474
JAMAICA	36	132	50	CANADA	7	173	57
PERU	169	775	246	PERU	1 036	3 471	1 080
BRAZIL	5 245	20 863	6 915	BRAZIL	3 968	17 139	5 488
BOLIVIA	20	151	52	CYPRUS	310	1 518	500
CYPRUS	444	2 588	906	LEBANON	53	224	77
ISRAEL	4 266	32 708	11 026	ISRAEL	9 842	43 921	14 811
PAKISTAN	5 345	11 613	3 875	PAKISTAN	5 352	10 787	3 545
INDIA	3 902	17 378	5 624	INDIA	3 035	12 524	4 005
SRI LANKA	457	2 463	865	BANGLADESH	55	193	61
THAILAND	15 286	59 875	20 501	SRI LANKA	4 292	13 902	4 764
INDONESIA	2 472	8 660	2 942	THAILAND	6 002	23 814	7 879
MALAYSIA	1 467	6 681	2 267	INDONESIA	563	2 146	693
SINGAPORE	4 864	23 109	7 733				
PHILIPPINES	7 468	27 333	9 227				
CHINA	14 869	44 827	15 124				
SOUTH KOREA	30 646	126 038	43 743				
JAPAN	515	3 122	1 051				
TAIWAN	36 512	165 579	56 495				
HONG KONG	79 864	480 441	164 576				
MACAO	21 391	107 692	37 672				
AUSTRALIA	7	100	30				
EXPORTS	145 186	1 467 845	501 389				
FRANCE	8 954	85 534	29 133				
BELGIUM LUX	11 605	143 210	48 596				
NETHERLANDS	40 155	374 270	127 647				
ITALY	2 793	25 256	8 697				
UNT D KINGDOM	5 542	79 438	27 099				
IRELAND	919	15 007	5 099				

6 IMPORTS AND EXPORTS (SPECIAL TRADE) BY GROUPS OF THE SITC-REV. II AND BY COUNTRIES OF PRODUCTION AND CONSUMPTION 1985

GROUP COUNTRY	DT * 100 KG	1 000 DM	1 000 \$	GROUP COUNTRY	DT * 100 KG	1 000 DM	1 000 \$
MALAYSIA	645	5 173	1 685	CANADA	128	413	143
SINGAPORE	2 093	11 694	3 849	COSTA RICA	575	2 105	746
PHILIPPINES	8 297	34 861	11 617	HAITI	72	706	258
CHINA	17 209	44 002	14 693	BARBADOS	222	1 670	560
SOUTH KOREA	14 796	59 843	19 871	BRAZIL	40	236	77
JAPAN	156	811	256	SYRIA	59	152	56
TAIWAN	12 705	51 147	17 147	ISRAEL	1 923	9 112	3 084
HONG KONG	39 781	190 274	63 520	PAKISTAN	5 540	8 548	2 835
MACAO	6 401	29 016	9 622	INDIA	2 834	12 705	4 401
EXPORTS	149 548	793 348	271 354	BANGLADESH	68	156	49
FRANCE	9 469	58 160	19 894	SRI LANKA	2 262	7 663	2 624
BELGIUM LUX	7 435	56 781	19 444	THAILAND	4 196	7 062	2 343
NETHERLANDS	28 067	144 184	49 291	INDONESIA	221	470	149
ITALY	6 263	44 834	15 266	MALAYSIA	4 189	25 049	8 542
UNITED KINGDOM	3 133	30 352	10 143	SINGAPORE	97	505	162
IRELAND	229	2 120	719	PHILIPPINES	819	4 627	1 627
DENMARK	2 497	15 777	5 433	CHINA	7 328	23 575	8 203
GREECE	7 710	14 849	5 094	SOUTH KOREA	16 976	57 575	18 976
ICELAND	232	2 486	868	JAPAN	2 910	25 056	8 664
NORWAY	507	5 094	1 772	TAIWAN	8 523	24 989	8 663
SWEDEN	466	5 112	1 780	HONG KONG	8 932	34 246	11 977
FINLAND	394	3 765	1 329	MACAO	2 570	8 970	3 171
SWITZERLAND	11 229	90 474	31 017	EXPORTS	60 401	424 992	147 128
AUSTRIA	13 702	94 806	32 566	FRANCE	5 506	45 330	15 604
PORTUGAL	2 823	6 281	2 202	BELGIUM LUX	4 649	28 974	9 954
SPAIN	119	1 133	402	NETHERLANDS	7 159	53 766	18 516
MALTA	9	125	44	ITALY	3 393	28 022	9 838
YUGOSLAVIA	34 282	120 343	41 033	UNITED KINGDOM	4 091	20 562	7 175
TURKEY	80	320	103	IRELAND	410	2 862	982
SOVIET UNION	14	316	103	DENMARK	1 439	8 911	3 114
POLAND	488	1 572	537	GREECE	1 172	5 766	2 008
CZECHOSLOVAKIA	167	1 166	397	ICELAND	95	1 071	364
HUNGARY	3 570	30 160	10 381	NORWAY	503	6 092	2 127
ROMANIA	62	313	105	SWEDEN	1 671	13 573	4 737
BULGARIA	33	301	96	FINLAND	707	5 483	1 938
MOROCCO	7 431	3 496	1 206	SWITZERLAND	3 729	38 276	13 227
TUNISIA	5 898	17 687	6 051	AUSTRIA	7 394	43 945	15 199
NIGERIA	14	162	46	PORTUGAL	1 867	6 881	2 353
CAMEROON	29	138	45	SPAIN	224	1 670	576
ANGOLA	11	131	36	ANDORRA	14	162	58
TANZANIA	32	108	37	MALTA	233	1 050	363
REP S AFRICA	15	285	92	YUGOSLAVIA	7 285	24 039	8 260
USA	680	8 106	2 771	TURKEY	216	920	316
CANADA	287	3 116	1 065	SOVIET UNION	19	260	86
MEXICO	2	136	46	POLAND	887	3 743	1 307
COSTA RICA	10	103	39	CZECHOSLOVAKIA	161	590	201
PANAMA	14	184	65	HUNGARY	2 127	6 097	2 098
NETHERLANDS	10	166	57	ROMANIA	301	2 782	980
VENEZUELA	12	172	57	MOROCCO	1 069	1 536	543
CHILE	10	169	59	ALGERIA	36	696	245
PARAGUAY	17	114	37	TUNISIA	5 261	16 668	5 771
CYPRUS	52	685	235	EGYPT	127	615	218
LEBANON	72	743	252	ZAIRE	104	288	103
SYRIA	14	233	76	MAURITIUS	51	168	59
IRAQ	148	267	83	ZAMBIA	29	191	63
ISRAEL	142	1 067	359	REP S AFRICA	32	370	124
JORDAN	54	600	202	USA	3 556	30 053	10 560
SAUDI ARABIA	441	5 669	1 903	CANADA	1 089	7 481	2 564
KUWAIT	199	2 687	902	HAITI	31	91	32
BAHRAIN	24	377	129	VENEZUELA	40	184	67
QATAR	76	1 106	382	ECUADOR	4	114	38
ARAB EMIRAT	90	1 322	446	CHILE	22	163	59
OMAN	24	360	122	BOLIVIA	7	738	238
NORTH YEMEN	32	107	31	CYPRUS	81	452	155
MALAYSIA	13	202	70	LEBANON	65	306	103
SINGAPORE	59	619	212	SYRIA	67	252	89
SOUTH KOREA	3	93	34	IRAN	44	98	36
JAPAN	391	8 837	3 131	ISRAEL	215	1 280	450
TAIWAN	1	77	30	JORDAN	44	224	70
HONG KONG	103	1 225	421	SAUDI ARABIA	65	769	260
AUSTRALIA	25	505	173	KUWAIT	39	558	190
847 TXTL CLTHNG ACCESSORIES				BAHRAIN	2	160	58
IMPORTS	202 375	816 557	279 758	ARAB EMIRAT	13	318	106
FRANCE	3 570	27 179	9 284	THAILAND	13	93	31
BELGIUM LUX	2 563	13 015	4 532	MALAYSIA	24	105	34
NETHERLANDS	5 153	17 436	6 280	SINGAPORE	48	391	130
ITALY	66 600	279 120	95 209	PHILIPPINES	153	452	153
UNITED KINGDOM	2 044	16 153	5 799	CHINA	46	131	39
IRELAND	255	3 664	1 284	JAPAN	170	4 160	1 434
DENMARK	389	1 747	595	TAIWAN	7	133	46
GREECE	752	2 622	887	HONG KONG	164	1 660	596
NORWAY	139	676	233	AUSTRALIA	223	1 681	585
SWEDEN	219	1 587	543	NEW ZEALAND	23	201	68
FINLAND	107	786	265	848 HEADGEAR, NONTXTL CLOTHING			
SWITZERLAND	1 653	25 859	8 892	IMPORTS	333 152	2 295 188	786 122
AUSTRIA	2 641	20 506	7 050	FRANCE	8 928	53 691	18 415
PORTUGAL	7 826	22 020	7 605	BELGIUM LUX	11 750	35 473	11 991
SPAIN	83	959	318	NETHERLANDS	13 852	67 183	22 944
MALTA	529	2 498	863	ITALY	31 155	304 550	104 170
YUGOSLAVIA	5 341	21 545	7 381	UNITED KINGDOM	3 434	30 928	10 814
TURKEY	7 522	17 742	6 080	IRELAND	265	1 632	552
POLAND	357	1 050	363	DENMARK	520	3 722	1 314
CZECHOSLOVAKIA	3 199	8 638	2 943	GREECE	6 581	316 789	110 998
HUNGARY	1 299	5 018	1 736	ICELAND	16	181	63
ROMANIA	5 847	13 442	4 492	NORWAY	52	600	205
MOROCCO	1 147	2 307	755	SWEDEN	1 550	5 171	1 816
TUNISIA	4 743	18 446	6 238	FINLAND	672	12 444	4 297
MAURITIUS	15	119	41	SWITZERLAND	1 222	13 986	4 872
USA	7 520	36 521	12 677	AUSTRIA	15 882	67 206	23 026

6 IMPORTS AND EXPORTS (SPECIAL TRADE) BY GROUPS OF THE SITC-REV. II AND BY COUNTRIES OF PRODUCTION AND CONSUMPTION 1985

GROUP COUNTRY	DT * 100 KG	1 000 DM	1 000 \$	GROUP COUNTRY	DT * 100 KG	1 000 DM	1 000 \$
PORTUGAL	494	8 418	2 889	QATAR	35	233	81
SPAIN	5 322	31 034	10 853	ARAB EMIRAT	56	406	136
MALTA	396	8 851	3 055	NORTH YEMEN	43	149	51
YUGOSLAVIA	11 217	95 831	32 856	INDIA	11	110	41
TURKEY	20 676	317 390	108 674	SRI LANKA	17	112	36
POLAND	1 918	21 025	7 225	INDONESIA	15	193	66
CZECHOSLOVA	2 651	11 289	3 858	MALAYSIA	26	245	85
HUNGARY	1 045	15 562	5 398	SINGAPORE	110	746	246
ROMANIA	753	8 292	2 801	CHINA	51	502	178
BULGARIA	3	127	40	SOUTH KOREA	308	1 556	558
MOROCCO	560	6 540	2 144	JAPAN	376	14 604	5 020
TUNISIA	564	5 721	1 979	TAIWAN	77	1 072	365
MAURITIUS	51	774	282	HONG KONG	118	4 106	1 435
REP S AFRICA	7	148	55	AUSTRALIA	123	1 845	631
USA	8 070	23 265	7 991	NEW ZEALAND	22	185	60
CANADA	59	2 153	748				
MEXICO	182	543	187	851 FOOTWEAR			
PERU	33	565	186				
BRAZIL	1 649	7 166	2 472	IMPORTS	1 385 385	4 804 400	1 634 760
BOLIVIA	17	117	39				
PARAGUAY	4	140	47	FRANCE	71 907	269 212	92 294
URUGUAY	2 306	37 185	12 991	BELGIUM LUX	3 605	7 804	2 680
ARGENTINA	636	4 020	1 435	NETHERLANDS	27 716	97 960	33 577
ISRAEL	1 382	8 172	2 721	ITALY	646 732	2 370 180	804 630
AFGHANISTAN	46	334	113	UNTD KINGDOM	6 330	32 242	11 044
PAKISTAN	11 688	78 977	26 540	IRELAND	565	3 514	1 181
INDIA	16 669	70 174	23 538	DENMARK	7 328	39 964	13 354
SRI LANKA	1 116	7 796	2 654	GREECE	10 405	56 429	18 978
THAILAND	9 500	13 713	4 471	NORWAY	107	413	146
VIETNAM	260	445	152	SWEDEN	5 402	9 870	3 233
INDONESIA	4	117	40	FINLAND	1 963	7 181	2 529
MALAYSIA	17 625	25 112	8 487	SWITZERLAND	16 136	95 001	32 586
PHILIPPINES	688	9 653	3 354	AUSTRIA	48 026	294 787	100 660
CHINA	64 797	135 802	46 635	PORTUGAL	45 207	158 574	54 598
NORTH KOREA	7	248	76	SPAIN	115 729	354 815	121 830
SOUTH KOREA	27 007	330 884	111 362	MALTA	1 637	6 315	2 192
JAPAN	644	4 869	1 654	YUGOSLAVIA	83 472	283 324	96 850
TAIWAN	9 080	23 164	7 992	TURKEY	2 343	4 409	1 578
HONG KONG	17 707	64 364	22 072	SOVIETUNION	2 164	2 753	918
MACAO	147	889	321	POLAND	26 393	58 632	20 228
AUSTRALIA	176	275	92	CZECHOSLOVA	22 793	26 192	9 066
NEW ZEALAND	29	163	54	HUNGARY	20 345	73 589	25 006
EXPORTS	79 055	829 274	287 520	ROMANIA	36 140	81 060	28 018
				BULGARIA	1 364	2 720	905
FRANCE	6 063	49 218	16 936	MOROCCO	826	2 358	775
BELGIUM LUX	6 408	62 554	21 610	USA	1 159	8 200	2 783
NETHERLANDS	8 194	66 458	22 884	CANADA	417	2 454	816
ITALY	5 004	49 071	17 306	MEXICO	583	3 022	1 077
UNTD KINGDOM	2 932	33 073	11 582	BRAZIL	1 659	10 750	3 498
IRELAND	512	4 159	1 460	URUGUAY	70	352	127
DENMARK	2 604	30 351	10 455	ARGENTINA	78	383	140
GREECE	3 942	27 610	9 391	CYPRUS	40	269	83
ICELAND	126	1 377	472	ISRAEL	872	1 259	434
NORWAY	1 367	31 512	11 100	PAKISTAN	5 363	9 216	3 104
SWEDEN	1 415	11 950	4 176	INDIA	5 797	18 803	6 079
FINLAND	711	4 836	1 673	THAILAND	828	2 264	796
SWITZERLAND	7 471	119 690	41 211	INDONESIA	367	914	301
AUSTRIA	10 248	148 242	51 827	MALAYSIA	598	941	308
PORTUGAL	459	1 887	639	PHILIPPINES	2 415	7 722	2 597
SPAIN	291	3 020	1 067	CHINA	33 337	37 495	12 326
ANDORRA	10	963	341	SOUTH KOREA	27 334	64 485	21 604
MALTA	266	1 133	382	JAPAN	1 019	5 487	1 869
YUGOSLAVIA	1 780	13 241	4 546	TAIWAN	86 780	270 327	91 069
TURKEY	592	3 197	1 101	HONG KONG	11 930	20 299	6 745
SOVIETUNION	118	2 333	823	EXPORTS	269 871	1 378 800	474 797
POLAND	743	6 351	2 192				
CZECHOSLOVA	199	944	328	FRANCE	21 108	101 960	34 982
HUNGARY	559	4 352	1 480	BELGIUM LUX	16 291	95 910	32 709
ROMANIA	804	1 614	563	NETHERLANDS	46 989	217 146	73 585
BULGARIA	163	948	325	ITALY	6 569	33 773	11 464
MOROCCO	334	1 932	667	UNTD KINGDOM	19 405	52 984	18 139
ALGERIA	118	1 138	424	IRELAND	798	3 318	1 097
TUNISIA	975	2 399	823	DENMARK	11 862	52 519	17 867
LIBYA	125	488	173	GREECE	654	2 952	1 008
EGYPT	299	957	340	ICELAND	574	3 822	1 322
NIGERIA	134	814	252	NORWAY	5 287	31 729	10 721
ZAIRE	51	149	55	SWEDEN	5 967	32 099	10 915
ANGOLA	14	193	68	FINLAND	4 093	25 860	8 603
KENYA	108	168	56	SWITZERLAND	23 443	140 343	47 953
TANZANIA	67	207	65	AUSTRIA	41 118	226 737	78 555
MOZAMBIQUE	1	94	32	PORTUGAL	291	1 046	366
REP S AFRICA	79	998	339	SPAIN	1 150	4 636	1 591
USA	9 257	89 985	31 194	YUGOSLAVIA	249	1 049	370
CANADA	611	9 616	3 398	TURKEY	402	1 105	364
COSTA RICA	34	143	46	SOVIETUNION	34 527	177 564	64 000
COLOMBIA	5	88	32	POLAND	98	411	143
VENEZUELA	7	514	169	CZECHOSLOVA	57	456	154
ECUADOR	42	116	42	HUNGARY	1 988	9 875	3 457
PERU	20	97	34	ROMANIA	225	611	197
BRAZIL	26	124	41	BULGARIA	120	1 045	375
CHILE	90	395	131	CANARY IS	223	974	336
URUGUAY	5	247	82	CEUTA MEL	90	463	155
ARGENTINA	2	106	33	TUNISIA	66	167	52
CYPRUS	76	235	80	LIBYA	51	136	40
LEBANON	174	553	193	EGYPT	288	1 144	376
SYRIA	119	552	209	LIBERIA	133	257	88
IRAQ	229	1 453	520	GHANA	17	100	33
IRAN	345	1 645	571	NIGERIA	118	363	117
ISRAEL	136	629	218	ZAIRE	539	1 065	367
JORDAN	230	732	262	ANGOLA	80	250	80
SAUDI ARABIA	431	3 360	1 145	ETHIOPIA	27	198	62
KUWAIT	191	665	230	KENYA	88	481	161
BAHRAIN	40	230	73	TANZANIA	169	184	61

6 IMPORTS AND EXPORTS (SPECIAL TRADE) BY GROUPS OF THE SITC-REV. 11 AND BY COUNTRIES OF PRODUCTION AND CONSUMPTION 1985

GROUP COUNTRY	DT * 100 KG	1 000 DM	1 000 \$	GROUP COUNTRY	DT * 100 KG	1 000 DM	1 000 \$
MAURITIUS	46	192	66	YUGOSLAVIA	74	3 357	1 145
REP S AFRICA	216	1 184	400	TURKEY	113	4 779	1 584
USA	7 922	54 008	18 555	SOVIETUNION	600	29 320	10 258
CANADA	3 015	17 918	6 134	POLAND	108	1 231	413
GREENLAND	25	175	63	CZECHOSLOVA	56	1 978	735
PANAMA	836	3 821	1 352	HUNGARY	26	946	345
CUBA	454	577	194	ROMANIA	1	132	43
HAITI	24	113	39	BULGARIA	116	1 336	432
BARBADOS	88	338	118	MOROCCO	12	377	121
TRINIDAD TOB	132	870	307	ALGERIA	41	2 172	809
NETH ANTILL	60	342	115	TUNISIA	12	637	212
COLOMBIA	56	415	145	LIBYA	121	2 933	958
VENEZUELA	395	1 586	580	EGYPT	134	3 744	1 256
SURINAME	52	229	80	SUDAN	11	551	178
ECUADOR	12	124	42	GUINEA	17	122	45
CHILE	110	495	169	IVORY COAST	1	115	38
CYPRUS	152	740	261	GHANA	4	176	58
LEBANON	35	171	55	NIGERIA	11	1 958	644
SYRIA	29	181	52	CAMEROON	4	252	94
IRAQ	38	199	63	GABON		149	54
ISRAEL	651	2 593	901	ZAIRE	5	172	57
JORDAN	50	331	106	ANGOLA	11	491	173
SAUDI ARABIA	696	3 922	1 315	KENYA	60	1 534	537
KUWAIT	767	3 966	1 377	TANZANIA	3	164	54
BAHRAIN	51	409	135	ZAMBIA	6	233	77
QATAR	149	1 190	418	ZIMBABWE	15	453	144
ARAB EMIRAT	469	2 925	1 003	REP S AFRICA	158	4 643	1 591
OMAN	175	1 116	385	USA	5 586	194 505	66 606
NORTH YEMEN	48	210	73	CANADA	438	13 714	4 667
AFGHANISTAN	194	1 010	359	MEXICO	166	6 851	2 396
PAKISTAN	94	450	176	GUATEMALA	6	295	92
SRI LANKA	14	94	31	EL SALVADOR	4	205	65
THAILAND	31	184	63	PANAMA	8	318	116
INDONESIA	13	190	61	CUBA	28	1 336	452
MALAYSIA	480	3 773	1 322	JAMAICA	10	127	42
BRUNEI	35	286	95	TRINIDAD TOB	5	208	65
SINGAPORE	2 978	20 347	6 970	COLOMBIA	39	1 313	465
CHINA	10	98	33	VENEZUELA	29	926	310
SOUTH KOREA	140	683	214	ECUADOR	9	373	124
JAPAN	906	5 332	1 856	PERU	15	916	318
TAIWAN	19	158	58	BRAZIL	33	2 383	816
HONG KONG	1 527	10 587	3 719	CHILE	685	3 488	1 190
AUSTRALIA	873	6 718	2 252	BOLIVIA	6	310	110
PAPUA NEW G	74	392	134	URUGUAY	6	192	65
AUST OCEANIA	12	133	46	ARGENTINA	64	2 167	752
NEW ZEALAND	137	1 176	418	LEBANON	13	252	85
FIJI	38	180	57	SYRIA	6	443	160
FR POLYNESIA	21	121	39	IRAQ	44	1 738	599
				IRAN	129	10 419	3 224
				ISRAEL	183	5 419	1 885
				JORDAN	120	11 091	4 126
				SAUDI ARABIA	400	8 092	2 694
				KUWAIT	35	1 068	376
				BAHRAIN	19	463	155
				QATAR	7	216	71
				ARAB EMIRAT	127	2 120	726
				OMAN	7	212	78
				NORTH YEMEN	4	160	52
				PAKISTAN	32	1 657	556
				INDIA	162	8 607	2 929
				BANGLADESH	2	112	41
				SRI LANKA	7	238	82
				THAILAND	20	861	287
				INDONESIA	21	750	256
				MALAYSIA	26	1 752	638
				SINGAPORE	115	3 228	1 097
				PHILIPPINES	2	203	67
				CHINA	380	20 419	6 862
				NORTH KOREA	5	169	52
				SOUTH KOREA	97	3 534	1 231
				JAPAN	1 331	36 293	12 447
				TAIWAN	140	4 452	1 547
				HONG KONG	130	6 126	2 129
				AUSTRALIA	489	9 799	3 394
				NEW ZEALAND	54	1 297	442
871 OPTICAL INSTRUMENTS				872 MEDICAL INSTRUMENTS NES			
IMPORTS	17 476	447 364	154 276	IMPORTS	116 850	1 001 816	343 001
FRANCE	707	97 682	33 382	FRANCE	8 282	81 010	27 878
BELGIUM LUX	213	2 511	863	BELGIUM LUX	4 570	30 142	10 369
NETHERLANDS	656	30 891	10 911	NETHERLANDS	3 479	39 357	13 591
ITALY	522	6 532	2 317	ITALY	14 154	50 558	17 477
UNTD KINGDOM	2 169	39 810	13 676	UNTD KINGDOM	8 772	68 601	23 552
IRELAND	8	148	47	IRELAND	6 292	50 357	17 213
DENMARK	67	1 175	414	DENMARK	8 773	39 007	13 454
GREECE	1	147	47	GREECE	1	145	50
NORWAY	2	189	62	NORWAY	218	4 333	1 516
SWEDEN	24	1 091	369	SWEDEN	6 051	52 085	17 774
FINLAND	2	213	76	FINLAND	301	10 246	3 521
SWITZERLAND	848	25 173	8 758	SWITZERLAND	10 637	87 417	30 028
AUSTRIA	194	7 292	2 519	AUSTRIA	935	11 064	3 780
PORTUGAL	531	10 964	3 759	PORTUGAL	615	2 995	1 108
SPAIN	88	260	90	SPAIN	414	5 368	1 842
YUGOSLAVIA	50	86	32	MALTA	49	131	41
TURKEY	14	2 116	719	YUGOSLAVIA	567	2 579	894
SOVIETUNION	898	2 718	933	SOVIETUNION	7	145	46
POLAND	146	728	254	POLAND	234	2 288	791
CZECHOSLOVA	10	119	43	CZECHOSLOVA	2 778	2 270	801
USA	2 082	104 715	35 917	HUNGARY	825	5 149	1 773
CANADA	131	2 788	943	BULGARIA	2	189	72
ARGENTINA	3	96	37	REP S AFRICA	10	289	107
ISRAEL	5	235	85	USA	13 537	247 248	83 952
SINGAPORE	46	5 149	1 718				
CHINA	48	602	206				
SOUTH KOREA	395	2 123	751				
JAPAN	6 572	89 711	31 285				
TAIWAN	104	662	221				
HONG KONG	674	9 774	3 295				
MACAO	235	1 184	390				
EXPORTS	26 291	999 750	346 711				
FRANCE	2 357	201 705	71 921				
BELGIUM LUX	607	10 567	3 649				
NETHERLANDS	1 946	97 007	33 956				
ITALY	1 417	41 034	14 134				
UNTD KINGDOM	1 909	82 041	28 182				
IRELAND	18	645	213				
DENMARK	377	10 337	3 610				
GREECE	257	2 985	1 009				
ICELAND	13	337	113				
NORWAY	325	6 162	2 133				
SWEDEN	416	13 534	4 702				
FINLAND	232	7 383	2 593				
SWITZERLAND	1 275	37 986	13 132				
AUSTRIA	1 352	32 862	11 252				
PORTUGAL	300	4 520	1 555				
SPAIN	468	14 145	4 963				
ANDORRA	2	264	88				

6 IMPORTS AND EXPORTS (SPECIAL TRADE) BY GROUPS OF THE SITC-REV. II AND BY COUNTRIES OF PRODUCTION AND CONSUMPTION 1985

GROUP COUNTRY	DT = 100 KG	1 000 DM	1 000 \$	GROUP COUNTRY	DT = 100 KG	1 000 DM	1 000 \$
CANADA	340	3 187	1 046	ARGENTINA	635	6 430	2 236
BRAZIL	705	2 325	797	CYPRUS	325	1 693	582
URUGUAY	7	264	92	LEBANON	231	3 109	1 064
ISRAEL	430	11 898	3 878	SYRIA	981	6 536	2 331
SAUDI ARABIA	1	98	35	IRAQ	526	7 925	2 726
PAKISTAN	1 218	12 358	4 232	IRAN	8 540	47 925	16 432
INDIA	26	304	111	ISRAEL	561	14 200	4 779
MALAYSIA	5 043	40 215	13 901	JORDAN	496	3 012	1 020
SINGAPORE	11	192	65	SAUDI ARABIA	2 584	48 673	16 158
CHINA	16	108	35	KUWAIT	264	5 362	1 832
SOUTH KOREA	10	165	57	BAHRAIN	95	491	171
JAPAN	16 137	132 717	45 410	QATAR	133	971	349
TAIWAN	238	846	296	ARAB EMIRAT	500	4 655	1 610
HONG KONG	1 115	2 908	991	OMAN	88	826	280
AUSTRALIA	25	622	217	NORTH YEMEN	547	3 473	1 195
NEW ZEALAND	7	126	44	AFGHANISTAN	102	628	227
EXPORTS	225 495	2 488 572	859 792	PAKISTAN	1 475	11 028	3 743
FRANCE	30 837	163 768	56 050	INDIA	518	14 197	4 918
BELGIUM LUX	7 269	58 861	20 174	BANGLADESH	82	1 450	508
NETHERLANDS	16 025	105 143	35 922	SRI LANKA	19	542	193
ITALY	25 157	162 720	55 363	NEPAL	4	165	57
UNTD KINGDOM	8 684	84 831	29 029	BURMA	47	462	158
IRELAND	684	4 022	1 388	THAILAND	535	8 821	3 024
DENMARK	4 695	30 616	10 681	LAOS	2	120	46
GREECE	1 885	16 067	5 484	VIETNAM	181	1 395	478
ICELAND	107	1 180	402	INDONESIA	815	10 185	3 476
NORWAY	2 256	25 230	8 726	MALAYSIA	1 256	10 939	3 740
SWEDEN	6 791	52 308	17 840	SINGAPORE	631	13 561	4 950
FINLAND	3 124	26 794	9 119	PHILIPPINES	98	1 196	424
SWITZERLAND	15 953	107 562	36 680	MONGOLIA	14	132	44
AUSTRIA	20 769	111 934	38 442	CHINA	414	12 049	4 190
PORTUGAL	1 196	9 643	3 393	NORTH KOREA	14	160	52
SPAIN	8 801	79 217	27 701	SOUTH KOPEA	536	13 695	4 649
ANDORRA	16	547	191	JAPAN	2 552	110 099	38 507
MALTA	123	704	234	TAIWAN	459	17 037	5 765
YUGOSLAVIA	3 008	47 718	16 760	HONG KONG	578	14 661	5 086
TURKEY	1 723	19 837	6 934	AUSTRALIA	1 595	32 791	11 619
SOVIETUNION	990	25 339	8 812	NEW ZEALAND	158	2 977	1 029
POLAND	1 749	25 146	8 669	AMER OCEANIA	2	131	41
CZECHOSLOVA	359	9 284	3 398	873 METERS & COUNTERS NES			
HUNGARY	917	17 486	6 148	IMPORTS	22 621	133 811	46 030
ROMANIA	267	2 537	916	FRANCE	3 793	12 286	4 256
BULGARIA	634	13 334	4 575	BELGIUM LUX	174	896	299
ALBANIA	11	463	164	NETHERLANDS	865	5 792	2 019
CANARY IS	170	1 537	534	ITALY	1 307	5 286	1 784
MOROCCO	204	3 042	1 104	UNTD KINGDOM	8 431	58 617	20 254
ALGERIA	402	3 069	1 019	DENMARK	153	1 841	628
TUNISIA	270	1 680	577	NORWAY	14	227	78
LIBYA	632	7 985	2 681	SWEDEN	59	1 088	360
EGYPT	1 314	16 729	5 902	FINLAND	6	118	37
SUDAN	285	1 285	436	SWITZERLAND	1 558	13 930	4 769
SENEGAL	6	117	36	AUSTRIA	519	1 991	666
GUINEA	31	113	37	PORTUGAL	2	94	31
SIERRA LEONE	13	1 434	569	SPAIN	66	496	172
LIBERIA	32	270	90	YUGOSLAVIA	4 133	12 978	4 496
IVORY COAST	20	328	107	POLAND	75	110	41
GHANA	288	3 357	1 180	CANADA	789	12 696	4 318
TOGO	44	228	80	BRAZIL	6	139	46
BENIN	17	150	49	JAPAN	11	157	53
NIGERIA	721	6 181	2 034	TAIWAN	407	3 568	1 214
CAMEROON	14	170	59	HONG KONG	151	826	282
GABON	8	134	47		50	285	100
ZAIRE	204	983	326	EXPORTS	66 544	332 310	114 020
BURUNDI	5	139	46	FRANCE	5 580	27 925	9 571
ANGOLA	57	1 018	355	BELGIUM LUX	3 989	28 681	9 778
ETHIOPIA	170	866	300	NETHERLANDS	9 672	37 975	12 893
KENYA	224	1 024	351	ITALY	4 072	20 650	7 119
UGANDA	26	373	138	UNTD KINGDOM	1 694	18 041	6 186
TANZANIA	109	1 124	393	IRELAND	307	1 867	638
SEYCHELLES	21	119	36	DENMARK	2 555	12 926	4 431
MOZAMBIQUE	126	658	229	GREECE	690	2 331	807
MADAGASCAR	13	95	31	ICELAND	110	579	199
MAURITIUS	24	164	56	NORWAY	2 352	13 278	4 586
ZAMBIA	93	436	153	SWEDEN	3 458	15 658	5 387
ZIMBABWE	309	965	344	FINLAND	838	5 041	1 750
MALAWI	13	95	32	SWITZERLAND	2 266	16 399	5 631
REP S AFRICA	1 867	17 670	6 120	AUSTRIA	4 939	20 797	7 146
BOTSWANA	42	171	62	PORTUGAL	320	2 020	712
USA	20 282	683 307	238 113	SPAIN	1 501	13 278	4 583
CANADA	1 040	29 324	10 176	YUGOSLAVIA	603	6 017	2 119
MEXICO	414	13 026	4 551	TURKEY	541	3 039	1 015
GUATEMALA	29	416	141	SOVIETUNION	44	930	318
HONDURAS	61	233	79	POLAND	106	1 434	474
EL SALVADOR	46	918	319	CZECHOSLOVA	199	1 555	542
NICARAGUA	74	712	240	HUNGARY	1 335	4 069	1 499
COSTA RICA	80	1 044	358	BULGARIA	66	729	235
PANAMA	100	751	255	MOROCCO	125	208	75
CUBA	797	12 216	4 041	ALGERIA	201	1 913	676
DOMINIC REP	102	544	199	TUNISIA	34	216	72
JAMAICA	12	112	42	LIBYA	91	361	126
BARBADOS	88	176	61	EGYPT	5 194	7 979	2 682
TRINIDAD TOB	14	122	45	SUDAN	19	100	34
NETH ANTILL	10	129	42	TOGC	44	115	35
COLOMBIA	290	8 464	3 066	NIGERIA	28	341	108
VENEZUELA	468	5 654	1 972	CAMEROON	444	445	160
ECUADOR	818	5 701	1 959	ZAIRE	244	567	214
PERU	94	1 897	656	KENYA	4	163	54
BRAZIL	315	7 103	2 492	TANZANIA	12	184	70
CHILE	370	4 544	1 568	MOZAMBIQUE	33	197	59
BOLIVIA	19	291	100				
PARAGUAY	8	362	117				
URUGUAY	134	741	258				

6 IMPORTS AND EXPORTS (SPECIAL TRADE) BY GROUPS OF THE SITC-REV. II AND BY COUNTRIES OF PRODUCTION AND CONSUMPTION 1985

GROUP COUNTRY	DT * 100 KG	1 000 DM	1 000 \$	GROUP COUNTRY	DT * 100 KG	1 000 DM	1 000 \$
ZAMBIA	128	328	104	PHILIPPINES	3	107	34
ZIMBABWE	16	226	72	CHINA	719	3 856	1 360
REP S AFRICA	1 169	6 048	2 037	SOUTH KOREA	1 798	10 637	3 625
USA	1 042	12 055	4 099	JAPAN	16 503	337 045	116 198
CANADA	188	2 809	958	TAIWAN	2 609	12 594	4 316
MEXICO	97	2 087	717	HONG KONG	996	7 228	2 455
COSTA RICA	9	167	55	AUSTRALIA	83	3 805	1 315
CUBA	43	260	97	NEW ZEALAND	27	694	238
COLOMBIA	27	383	125				
VENEZUELA	19	445	151	EXPORTS	563 834	8 687 769	2 990 234
PERU	34	104	37				
BRAZIL	10	301	108	FRANCE	67 134	970 651	333 289
CHILE	128	560	196	BELGIUM LUX	22 197	304 170	104 371
URUGUAY	10	184	69	NETHERLANDS	41 606	602 041	206 626
ARGENTINA	21	510	177	ITALY	33 579	602 836	207 765
LEBANON	282	322	99	UNITED KINGDOM	44 669	652 168	222 907
SYRIA	51	1 020	393	IRELAND	1 292	25 743	8 673
IRAQ	157	927	311	DENMARK	9 863	138 701	47 865
IRAN	1 897	4 262	1 466	GREECE	3 964	50 015	17 048
ISRAEL	180	1 158	390	ICELAND	262	3 299	1 129
JORDAN	203	447	145	NORWAY	7 290	111 370	38 006
SAUDI ARABIA	2 406	5 446	1 940	SWEDEN	29 763	398 291	137 005
KUWAIT	57	154	52	FINLAND	8 326	104 392	36 001
ARAB EMIRAT	20	223	79	SWITZERLAND	36 456	472 319	162 675
OMAN	441	826	284	AUSTRIA	32 705	406 199	140 798
PAKISTAN	871	2 140	710	PORTUGAL	1 488	28 946	9 931
INDIA	160	1 450	527	SPAIN	11 340	167 434	57 459
THAILAND	1 339	1 458	515	ANDORRA	11	228	77
INDONESIA	192	799	284	MALTA	51	902	294
MALAYSIA	36	296	104	YUGOSLAVIA	6 840	109 155	37 821
SINGAPORE	261	960	322	TURKEY	4 889	68 098	23 814
CHINA	95	1 364	459	SOVIET UNION	13 916	215 394	74 817
SOUTH KOREA	315	2 484	857	POLAND	1 729	40 878	14 161
JAPAN	391	5 374	1 852	CZECHOSLOVAKIA	5 860	111 450	40 806
TAIWAN	17	557	201	HUNGARY	2 761	42 384	14 758
HONG KONG	23	361	123	ROMANIA	396	9 304	3 263
AUSTRALIA	165	1 617	556	BULGARIA	1 362	35 080	12 230
NEW ZEALAND	90	2 971	936	ALBANIA	29	1 191	397
				CANARY IS	122	1 209	397
874 MEASURING, CONTROLLING INSTR				MOROCCO	572	6 483	2 244
IMPORTS	290 437	4 621 125	1 585 710	ALGERIA	1 700	29 440	10 104
FRANCE	44 673	536 306	183 669	TUNISIA	399	5 739	1 963
BELGIUM LUX	23 860	83 766	28 937	LIBYA	823	13 768	4 712
NETHERLANDS	19 481	333 000	113 920	EGYPT	8 156	37 765	13 142
ITALY	49 654	208 363	71 867	SUDAN	165	11 662	3 630
UNITED KINGDOM	22 223	509 223	175 487	MAURITANIA	8	103	34
IRELAND	1 530	43 887	14 977	MALI	34	315	111
DENMARK	7 152	89 615	30 848	UPPER VOLTA	14	224	75
GREECE	65	1 252	404	NIGER	5	205	65
NORWAY	706	20 847	7 242	CHAD	5	153	52
SWEDEN	4 173	102 783	35 510	CAPE VERDE	59	282	99
FINLAND	707	21 330	7 380	SENEGAL	15	519	171
SWITZERLAND	30 767	627 565	216 876	GUINEA	39	415	152
AUSTRIA	12 306	159 752	55 065	SIERRA LEONE	38	170	56
PORTUGAL	1 002	2 528	868	LIBERIA	17	496	159
SPAIN	4 276	18 664	6 483	IVORY COAST	31	802	267
MALTA	36	491	178	GHANA	111	785	277
YUGOSLAVIA	3 343	14 133	4 955	TOGO	12	163	52
TURKEY	28	5 382	1 909	BENIN	12	130	48
SOVIET UNION	299	2 226	789	NIGERIA	1 433	15 840	5 197
POLAND	2 405	7 005	2 406	CAMEROON	167	3 110	1 099
CZECHOSLOVAKIA	1 072	3 425	1 181	CENT AFR REP	8	201	65
HUNGARY	1 111	7 322	2 511	GABON	31	648	226
ROMANIA	1 473	1 702	560	CONGO	21	342	119
BULGARIA	45	404	146	ZAIRE	46	790	269
ALGERIA	54	953	344	RWANDA	27	400	143
TUNISIA	2	200	62	BURUNDI	117	737	245
LIBYA	5	1 008	332	ANGOLA	136	1 771	624
EGYPT	3	190	65	ETHIOPIA	119	2 343	780
NIGERIA	13	1 072	374	SOMALIA	194	219	71
GABON	221	74	25	KENYA	222	3 523	1 198
ETHIOPIA	419	147	51	UGANDA	19	416	142
ZIMBABWE	127	46	15	TANZANIA	206	1 195	397
REP S AFRICA	87	2 348	798	MOZAMBIQUE	12	255	83
USA	31 187	1 372 032	467 307	MADAGASCAR	20	392	131
CANADA	364	14 716	5 193	REUNION	21	212	66
MEXICO	55	1 196	388	MAURITIUS	19	579	191
BERMUDA	110	110	35	ZAMBIA	34	1 600	526
PANAMA	5	407	131	ZIMBABWE	60	2 125	697
NETH ANTILL	1	215	76	MALAWI	12	244	80
FRENCH GUIAN	5	496	168	REP S AFRICA	6 286	94 468	32 290
PERU	2	259	89	BOTSWANA	14	263	90
BRAZIL	787	2 474	867	LESOTHO	15	267	86
ARGENTINA	1	185	62	USA	61 640	1 228 516	419 852
SYRIA	2	113	39	CANADA	3 874	62 723	21 618
IRAQ	4	766	260	MEXICO	1 742	34 564	12 101
IRAN	2	490	157	BERMUDA	20	206	68
ISRAEL	1 530	10 845	3 723	GUATEMALA	79	770	269
JORDAN	4	619	226	HONDURAS	73	385	132
SAUDI ARABIA	22	5 836	1 919	EL SALVADOR	57	633	209
KUWAIT	12	7 484	2 527	NICARAGUA	79	2 189	741
ARAB EMIRAT	9	924	311	COSTA RICA	135	1 083	366
OMAN	1	214	74	PANAMA	23	562	191
NORTH YEMEN	1	147	54	CUBA	330	6 531	2 227
PAKISTAN	384	535	172	HAITI	30	201	71
INDIA	61	1 076	372	BAHAMAS	4	121	42
SRI LANKA	5	143	46	DOMINIC REP	122	702	251
THAILAND	5	365	125	JAMAICA	13	254	83
INDONESIA	7	281	94	BARBADOS	12	155	47
MALAYSIA	76	2 575	887	TRINIDAD TOB	58	701	238
SINGAPORE	511	11 286	3 852	NETH ANTILL	42	1 256	416
				COLOMBIA	673	12 517	4 413
				VENEZUELA	1 177	13 927	4 864
				SURINAME	24	146	49

6 IMPORTS AND EXPORTS (SPECIAL TRADE) BY GROUPS OF THE SITC-REV. II AND BY COUNTRIES OF PRODUCTION AND CONSUMPTION 1985

GROUP COUNTRY	DT * 100 KG	1 000 DM	1 000 \$	GROUP COUNTRY	DT * 100 KG	1 000 DM	1 000 \$
ECUADOR	292	5 492	1 879	ICELAND	163	1 401	474
PERU	253	5 550	1 900	NORWAY	3 543	26 625	9 239
BRAZIL	4 434	58 003	20 041	SWEDEN	5 888	47 078	16 045
CHILE	786	18 635	6 349	FINLAND	2 668	17 978	6 120
BOLIVIA	63	902	298	SWITZERLAND	8 323	61 081	20 855
PARAGUAY	160	5 712	2 214	AUSTRIA	6 587	42 813	14 942
URUGUAY	119	1 450	489	PORTUGAL	1 007	16 171	5 610
ARGENTINA	986	23 396	8 051	SPAIN	3 963	33 004	11 239
CYPRUS	96	3 540	1 231	ANDORRA	69	454	159
LEBANON	260	2 484	860	MALTA	31	201	64
SYRIA	930	13 838	4 670	YUGOSLAVIA	1 054	11 481	4 015
IRAQ	1 456	30 686	10 710	TURKEY	1 654	10 092	3 575
IRAN	5 045	76 105	26 122	SOVIET UNION	1 315	22 127	7 767
ISRAEL	2 531	40 704	13 938	POLAND	279	3 846	1 269
JORDAN	360	3 975	1 336	CZECHOSLOVAKIA	588	10 341	3 692
SAUDI ARABIA	4 304	55 428	18 981	HUNGARY	401	6 505	2 277
KUWAIT	1 332	25 682	8 813	ROMANIA	2	133	47
BAHRAIN	259	4 520	1 530	BULGARIA	149	2 153	744
QATAR	164	3 756	1 320	ALBANIA	10	289	101
ARAB EMIRAT	925	13 192	4 522	CANARY IS	233	1 186	403
OMAN	366	4 218	1 433	MOROCCO	100	781	257
NORTH YEMEN	199	2 253	770	CEUTA MEL	25	106	35
SOUTH YEMEN	5	157	69	ALGERIA	110	2 091	739
AFGHANISTAN	37	727	229	TUNISIA	138	1 074	366
PAKISTAN	1 196	27 318	9 489	LIBYA	145	1 865	674
INDIA	5 608	118 266	40 494	EGYPT	429	4 338	1 482
BANGLADESH	191	2 559	895	SUDAN	8	101	33
SRI LANKA	142	2 000	692	SENEGAL	18	216	74
NEPAL	66	895	297	IVORY COAST	17	136	48
BURMA	286	1 167	420	BENIN	12	136	47
THAILAND	1 959	38 603	13 821	NIGERIA	167	3 574	1 317
LAOS	22	156	55	CAMEROON	35	257	87
VIETNAM	15	763	253	GABON	8	101	33
INDONESIA	2 169	26 570	8 909	ANGOLA	138	1 650	553
MALAYSIA	1 583	17 566	6 025	ETHIOPIA	14	434	160
BRUNEI	9	624	211	KENYA	25	258	84
SINGAPORE	2 264	49 284	16 717	UGANDA	11	151	47
PHILIPPINES	284	3 918	1 355	TANZANIA	9	159	55
CHINA	10 427	185 229	64 713	MADAGASCAR	16	151	55
NORTH KOREA	62	1 202	436	REUNION	31	153	49
SOUTH KOREA	4 774	71 493	24 614	ZIMBABWE	11	179	64
JAPAN	10 591	184 796	64 152	REP S AFRICA	827	7 824	2 650
TAIWAN	3 530	104 133	36 391	USA	24 564	282 819	96 867
HONG KONG	2 159	26 852	9 193	CANADA	2 123	25 616	8 773
AUSTRALIA	8 359	124 795	43 133	MEXICO	630	9 585	3 529
PAPUA NEW G	11	370	122	COSTA RICA	132	1 537	554
NEW ZEALAND	1 078	12 289	4 198	PANAMA	20	135	43
NEW CALEDON	1	146	52	CUBA	29	1 078	345
KIRIBATI		83	32	MARTINIQUE	6	90	31
FUJI	7	87	32	JAMAICA	3	242	77
FR POLYNESIA	11	112	36	COLOMBIA	21	265	92
POLAR REG	49	1 446	537	VENEZUELA	293	5 439	1 807
881 PHOTO APPAR & EQUIPT NES				ECUADOR	24	204	70
IMPORTS	77 715	890 271	305 950	PERU	24	560	177
FRANCE	3 950	22 921	7 947	BRAZIL	481	9 771	3 218
BELGIUM LUX	4 216	27 218	9 515	CHILE	120	1 176	414
NETHERLANDS	3 065	38 945	13 522	BOLIVIA	6	95	32
ITALY	9 009	44 617	15 128	URUGUAY	44	272	94
UNTD KINGDOM	2 835	39 609	13 748	ARGENTINA	398	3 316	1 144
IRELAND	459	3 347	1 153	CYPRUS	49	537	185
DENMARK	4 665	30 076	10 382	LEBANON	112	1 114	363
NORWAY	45	967	343	SYRIA	148	1 771	642
SWEDEN	403	7 783	2 679	IRAQ	223	2 597	897
FINLAND	32	759	250	IRAN	207	3 663	1 249
SWITZERLAND	1 727	37 384	12 843	ISRAEL	612	6 225	2 154
AUSTRIA	2 330	10 957	3 859	JORDAN	109	1 075	365
PORTUGAL	10 021	28 358	9 916	SAUDI ARABIA	806	8 814	3 005
SPAIN	122	950	341	KUWAIT	218	2 387	835
YUGOSLAVIA	1 547	3 461	1 215	BAHRAIN	87	933	315
POLAND	84	170	55	QATAR	28	479	164
CZECHOSLOVAKIA	299	477	166	ARAB EMIRAT	246	2 270	764
REP S AFRICA	5	409	134	OMAN	103	1 388	479
USA	11 366	131 342	43 943	SOUTH YEMEN	8	135	52
CANADA	101	10 742	3 704	PAKISTAN	174	1 976	685
MEXICO	12	219	69	INDIA	550	9 412	3 178
BRAZIL	11	208	74	BANGLADESH	55	849	284
ARGENTINA	2	460	140	SRI LANKA	40	344	113
ISRAEL	65	2 735	887	NEPAL	25	305	96
INDIA	189	1 249	425	BURMA	18	150	49
MALAYSIA	135	1 607	504	THAILAND	442	2 942	985
SINGAPORE	203	2 750	926	VIETNAM	28	685	221
PHILIPPINES	503	7 424	2 474	INDONESIA	230	2 026	671
CHINA	80	821	277	MALAYSIA	284	2 432	810
SOUTH KOREA	24	474	182	SINGAPORE	925	15 960	5 482
JAPAN	16 708	384 237	132 706	PHILIPPINES	13	144	47
TAIWAN	685	14 157	5 008	CHINA	2 084	23 672	8 167
HONG KONG	2 632	31 083	10 639	NORTH KOREA	83	947	306
MACAO	135	1 136	372	SOUTH KOREA	476	6 550	2 210
AUSTRALIA	7	413	139	JAPAN	3 416	56 159	19 552
NEW ZEALAND		290	109	TAIWAN	718	6 976	2 505
EXPORTS	160 617	1 490 434	511 242	HONG KONG	2 743	23 608	8 035
FRANCE	18 717	156 025	53 284	AUSTRALIA	3 386	29 979	10 195
BELGIUM LUX	6 357	49 001	16 632	AUST OCEANIA	2	370	134
NETHERLANDS	11 428	79 003	27 146	NEW ZEALAND	554	6 335	2 144
ITALY	13 388	107 310	36 651	AMER OCEANIA	17	898	356
UNTD KINGDOM	16 935	148 006	50 648	882 PHOTO CINEMA SUPPLIES			
IRELAND	794	3 103	1 055	IMPORTS	714 145	2 311 344	795 123
DENMARK	3 625	29 889	10 256	FRANCE	92 859	217 404	73 968
GREECE	843	7 149	2 415	BELGIUM LUX	203 892	503 959	176 549
				NETHERLANDS	65 868	222 728	77 115
				ITALY	26 451	95 850	32 877

6 IMPORTS AND EXPORTS (SPECIAL TRADE) BY GROUPS OF THE SITC-REV. II AND BY COUNTRIES OF PRODUCTION AND CONSUMPTION 1985

GROUP COUNTRY	DT = 100 KG	1 000 DM	1 000 \$	GROUP COUNTRY	DT = 100 KG	1 000 DM	1 000 \$
UNITD KINGDOM	106 752	353 422	120 846	ECUADOR	632	1 963	686
IRELAND	99	600	224	PERU	667	1 494	512
DENMARK	247	1 893	632	BRAZIL	1 632	5 492	1 871
GREECE	1	270	88	CHILE	2 675	4 028	1 443
SWEDEN	4 046	18 332	6 278	BOLIVIA	203	367	132
FINLAND	102	269	96	PARAGUAY	278	606	195
SWITZERLAND	43 194	107 632	36 800	URUGUAY	201	365	126
AUSTRIA	2 075	18 751	6 431	ARGENTINA	4 708	9 452	3 228
SPAIN	2 848	12 191	4 197	CYPRUS	1 159	2 159	713
YUGOSLAVIA	1 585	6 886	2 417	LEBANON	2 903	5 059	1 714
TURKEY	84	823	288	SYRIA	4 420	5 139	1 782
HUNGARY	316	466	155	IRAQ	4 872	9 671	3 389
ROMANIA	44	205	77	IRAN	25 261	30 265	9 708
USA	65 462	366 962	124 413	ISRAEL	5 778	12 257	4 156
CANADA	45	197	66	JORDAN	966	1 777	619
MEXICO	113	503	174	SAUDI ARABIA	13 365	16 142	5 634
CUBA	52	259	93	KUWAIT	3 089	4 583	1 621
IRAN	116	460	149	BAHRAIN	857	1 280	451
SINGAPORE	7	93	36	QATAR	530	949	326
CHINA	54	137	43	ARAB EMIRAT	4 711	8 868	3 018
JAPAN	97 506	377 681	129 891	OMAN	719	1 832	619
HONG KONG	235	2 793	1 027	NORTH YEMEN	105	501	167
AUSTRALIA	12	135	49	SOUTH YEMEN	104	114	40
EXPORTS	925 245	2 121 991	724 757	AFGHANISTAN	86	154	54
FRANCE	109 193	271 434	92 701	PAKISTAN	3 859	8 439	2 983
BELGIUM LUX	44 016	132 855	45 588	INDIA	6 761	8 596	2 970
NETHERLANDS	59 365	131 520	44 847	BANGLADESH	504	497	159
ITALY	67 932	187 282	63 324	SRI LANKA	1 061	1 600	550
UNITD KINGDOM	115 099	286 120	97 817	BURMA	38	98	31
IRELAND	4 294	7 634	2 607	THAILAND	4 182	6 682	2 188
DENMARK	20 052	46 365	15 893	INDONESIA	1 851	2 825	960
GREECE	8 656	17 257	5 945	MALAYSIA	3 121	4 446	1 511
ICELAND	929	1 706	580	SINGAPORE	4 822	5 723	1 950
NORWAY	9 044	17 194	5 922	PHILIPPINES	2 238	3 377	1 140
SWEDEN	19 159	43 311	14 663	CHINA	1 315	3 797	1 349
FINLAND	18 802	35 159	12 060	NORTH KOREA	73	192	68
SWITZERLAND	35 750	79 452	27 551	SOUTH KOREA	6 660	16 731	5 890
AUSTRIA	33 852	68 186	23 459	JAPAN	6 589	13 667	4 605
PORTUGAL	6 450	11 683	3 944	TAIWAN	1 800	3 077	1 062
SPAIN	25 909	42 594	14 377	HONG KONG	12 870	13 884	4 773
MALTA	444	1 176	406	AUSTRALIA	16 276	26 359	9 051
YUGOSLAVIA	8 685	19 069	6 649	NEW ZEALAND	4 174	10 617	3 700
TURKEY	7 470	17 209	5 880	FR POLYNESIA	140	374	120
SOVIETUNION	5 178	12 625	4 292	883 DEVELOPED CINEMA FILM			
POLAND	1 422	3 914	1 331	IMPORTS	2 753	45 837	15 544
CZECHOSLOVA	2 731	7 376	2 545	FRANCE	112	2 818	957
HUNGARY	8 006	19 394	6 673	BELGIUM LUX	13	179	63
ROMANIA	277	914	312	NETHERLANDS	60	794	266
BULGARIA	968	2 901	1 032	ITALY	544	6 980	2 414
CANARY IS	949	2 192	730	UNITD KINGDOM	1 465	21 350	7 238
MOROCCO	1 154	2 740	909	DENMARK	98	860	295
ALGERIA	7 309	10 788	3 975	SWEDEN	6	175	60
TUNISIA	2 302	5 324	1 822	SWITZERLAND	31	1 667	552
LIBYA	2 928	4 471	1 612	AUSTRIA	48	1 140	381
EGYPT	8 267	18 203	6 277	SPAIN	11	316	112
SUDAN	344	624	213	TURKEY	6	282	96
MALI	89	135	44	SOVIETUNION	4	105	35
UPPER VOLTA	38	173	60	CZECHOSLOVA	3	122	43
SENEGAL	219	408	133	USA	316	7 771	2 604
GUINEA	86	208	72	JAPAN	13	437	147
LIBERIA	129	267	90	HONG KONG	10	204	68
IVORY COAST	1 051	2 138	743	EXPORTS	922	15 646	5 496
GHANA	180	471	164	FRANCE	39	536	183
BENIN	106	291	98	BELGIUM LUX	65	534	182
NIGERIA	4 210	10 029	3 347	NETHERLANDS	92	789	266
CAMEROON	1 011	1 777	600	ITALY	52	996	357
CENT AFR REP	16	98	33	UNITD KINGDOM	60	853	298
GABON	168	259	88	DENMARK	46	483	171
ZAIRE	443	1 074	386	GREECE	17	470	152
RWANDA	108	277	90	SWEDEN	4	99	38
BURUNDI	45	101	36	FINLAND	2	131	45
ANGOLA	882	1 655	582	SWITZERLAND	131	1 808	613
ETHIOPIA	290	469	160	AUSTRIA	248	3 454	1 226
DJIBOUTI	41	160	57	SPAIN	36	433	144
SOMALIA	56	195	66	YUGOSLAVIA	7	88	30
KENYA	767	1 337	442	TURKEY	2	82	30
UGANDA	47	145	45	SOVIETUNION	6	200	77
TANZANIA	227	899	286	USA	35	669	224
MADAGASCAR	219	292	93	CANADA	7	105	34
REUNION	379	892	299	NORTH KOREA		2 268	875
MAURITIUS	245	494	170	JAPAN	6	329	103
ZAMBIA	100	380	135	HONG KONG	17	190	72
ZIMBABWE	61	187	64	884 OPTICAL GOODS NES			
MALAWI	48	214	70	IMPORTS	29 116	893 872	306 677
REP S AFRICA	9 054	20 515	6 976	FRANCE	4 904	106 608	36 542
USA	92 950	268 157	91 190	BELGIUM LUX	107	5 237	1 826
CANADA	4 473	12 030	4 041	NETHERLANDS	362	8 768	2 963
MEXICO	2 409	6 819	2 299	ITALY	3 419	84 300	29 133
GUATEMALA	205	583	194	UNITD KINGDOM	700	23 410	8 084
HONDURAS	240	514	177	IRELAND	926	23 664	8 149
EL SALVADOR	489	1 052	357	DENMARK	33	2 121	724
COSTA RICA	626	1 580	560	NORWAY	1	154	53
PANAMA	370	902	313	SWEDEN	66	7 917	2 723
CUBA	1 159	2 402	801	SWITZERLAND	656	67 732	23 304
HAITI	113	250	81	AUSTRIA	1 507	93 318	32 242
DOMINIC REP	318	711	244	PORTUGAL	121	2 426	845
MARTINIQUE	126	273	90				
JAMAICA	245	430	152				
BARBADOS	106	324	112				
TRINIDAD TOB	156	371	124				
COLOMBIA	2 512	5 120	1 779				
VENEZUELA	2 835	9 670	3 266				

6 IMPORTS AND EXPORTS (SPECIAL TRADE) BY GROUPS OF THE SITC-REV. II AND BY COUNTRIES OF PRODUCTION AND CONSUMPTION 1985

GROUP COUNTRY	DT = 100 KG	1 000 DM	1 000 \$	GROUP COUNTRY	DT = 100 KG	1 000 DM	1 000 \$
SPAIN	94	1 922	649	CHINA	7	847	289
MALTA	1 522	65 482	22 305	SOUTH KOREA	25	2 139	727
YUGOSLAVIA	113	1 035	356	JAPAN	783	43 652	15 118
POLAND	3	266	90	TAIWAN	61	4 703	1 607
HUNGARY	71	3 280	1 128	HONG KONG	159	23 200	7 864
ROMANIA	46	2 488	859	AUSTRALIA	399	19 255	6 541
MAURITIUS	41	521	191	AUST OCEANIA	1	340	112
USA	1 668	105 778	35 866	NEW ZEALAND	85	4 191	1 444
CANADA	110	7 461	2 571	AMER OCEANIA		113	42
BRAZIL	25	357	129				
ISRAEL	157	2 768	952	885 WATCHES AND CLOCKS			
SAUDI ARABIA		94	33				
INDIA	1	151	52	IMPORTS	44 212	997 739	344 314
THAILAND	393	4 568	1 579	FRANCE	5 261	57 515	19 785
MALAYSIA	15	137	47	BELGIUM LUX	2 469	7 989	2 760
SINGAPORE	107	1 248	426	NETHERLANDS	1 511	9 043	3 184
PHILIPPINES	2	94	36	ITALY	3 402	26 731	9 147
SOUTH KOREA	1 635	28 099	9 501	UNITD KINGDOM	497	6 591	2 262
JAPAN	6 701	214 380	73 940	IRELAND	46	239	86
TAIWAN	2 083	18 628	6 141	DENMARK	125	1 249	434
HONG KONG	1 374	6 259	2 151	NORWAY	7	145	48
AUSTRALIA	170	2 821	963	SWEDEN	294	1 553	521
EXPORTS	22 787	1 192 599	408 900	FINLAND	12	738	255
FRANCE	1 467	67 482	22 925	SWITZERLAND	3 783	411 412	142 619
BELGIUM LUX	805	33 921	11 654	AUSTRIA	183	2 876	995
NETHERLANDS	1 625	82 703	28 333	PORTUGAL	271	3 260	1 125
ITALY	1 376	61 701	21 051	SPAIN	1 236	1 233	438
UNITD KINGDOM	1 123	75 631	25 749	MALTA	1 736	7 575	2 615
IRELAND	393	15 392	5 232	YUGOSLAVIA	597	1 147	396
DENMARK	666	35 987	12 390	SOVIETUNION	91	867	318
GREECE	70	3 509	1 188	POLAND	261	377	138
ICELAND	8	706	235	CZECHOSLOVA	829	1 624	617
NORWAY	402	16 392	5 630	HUNGARY	457	936	331
SWEDEN	959	59 836	20 569	ROMANIA	451	245	83
FINLAND	378	13 198	4 551	MOROCCO	17	377	131
SWITZERLAND	1 408	75 888	26 076	MAURITIUS	5	546	207
AUSTRIA	3 643	181 955	62 443	USA	729	7 547	2 555
PORTUGAL	552	8 706	2 992	CANADA	134	410	136
SPAIN	415	19 818	6 872	BARBADOS	15	255	90
ANDORRA	1	137	46	QATAR		246	78
MALTA	996	28 892	9 815	PAKISTAN	96	1 098	390
YUGOSLAVIA	45	2 458	866	INDIA	9	118	38
TURKEY	99	2 904	986	THAILAND	15	1 753	657
SOVIETUNION	47	2 687	911	MALAYSIA	119	2 527	860
POLAND	28	1 218	423	SINGAPORE	489	3 660	1 256
CZECHOSLOVA	114	2 700	934	PHILIPPINES	28	1 976	727
HUNGARY	44	2 752	945	CHINA	938	10 312	3 573
ROMANIA	7	348	133	SOUTH KOREA	1 564	11 927	4 049
BULGARIA	96	2 344	847	JAPAN	4 772	201 203	69 401
CANARY IS	4	686	226	TAIWAN	866	9 433	3 268
MOROCCO	9	404	125	HONG KONG	11 875	200 339	68 581
ALGERIA	1	225	80	AUSTRALIA		265	92
TUNISIA	1	130	42	EXPORTS	140 923	1 317 650	454 159
LIBYA	8	206	69	FRANCE	12 915	134 908	45 991
EGYPT	35	2 100	744	BELGIUM LUX	5 097	30 642	10 541
NIGERIA	2	164	53	NETHERLANDS	7 233	62 089	23 412
CAMEROON	3	984	389	ITALY	11 030	100 483	34 375
ANGOLA	4	195	70	UNITD KINGDOM	21 042	155 308	53 983
KENYA		260	90	IRELAND	929	6 174	2 151
MAURITIUS	7	198	69	DENMARK	2 154	21 217	7 407
ZAMBIA		271	91	GREECE	1 369	11 012	3 781
REP S AFRICA	169	10 100	3 424	NORWAY	46	436	142
USA	2 564	187 449	64 321	SWEDEN	1 771	15 323	5 359
CANADA	418	25 618	8 838	FINLAND	3 246	29 499	10 272
MEXICO	11	2 227	785	SWITZERLAND	1 614	12 986	4 483
GUATEMALA	1	121	37	AUSTRIA	8 868	167 621	57 455
EL SALVADOR		240	77	PORTUGAL	4 505	39 737	13 838
COSTA RICA		103	34	SPAIN	6 609	6 695	2 309
PANAMA	3	231	81	ANDORRA	2 818	26 741	9 174
CUBA	334	4 085	1 373	GIBRALTAR	124	1 129	394
DOMINIC REP		156	57	MALTA	3	110	36
TRINIDAD TOB	1	211	74	YUGOSLAVIA	1 366	5 184	1 797
NETH ANTILL		396	128	TURKEY	655	5 483	1 889
COLOMBIA	3	702	254	SOVIETUNION	1 347	16 475	5 691
VENEZUELA	3	487	167	POLAND	19	310	107
SURINAME		106	35	CZECHOSLOVA	374	2 505	856
ECUADOR	4	189	64	HUNGARY	145	2 100	742
BRAZIL	93	4 302	1 506	BULGARIA	273	873	651
CHILE	51	1 331	448	CANARY IS	54	3 668	1 208
PARAGUAY		174	58	MOROCCO	105	1 130	397
ARGENTINA	9	445	153	CEUTA MEL	51	920	322
CYPRUS	5	465	151	ALGERIA	7	101	37
LEBANON	11	280	94	TUNISIA	40	501	185
SYRIA	20	746	245	EGYPT	22	272	91
IRAQ	1	255	89	NIGERIA	180	990	337
IRAN	120	6 266	2 406	ANGOLA	107	626	213
ISRAEL	49	4 328	1 471	ETHIOPIA	7	189	66
JORDAN	4	302	102	DJIBOUTI	7	97	32
SAUDI ARABIA	165	9 599	3 257	KENYA	5	106	36
KUWAIT	21	2 346	815	MADAGASCAR	26	324	110
BAHRAIN	1	373	126	MAURITIUS	26	112	38
QATAR	1	340	115	ZIMBABWE	7	287	97
ARAB EMIRAT	32	2 569	882	REP S AFRICA	12	153	51
OMAN	2	494	163	USA	626	5 618	1 895
NORTH YEMEN		102	36	CANADA	34 802	215 476	74 902
PAKISTAN		741	258	MEXICO	3 953	21 397	7 453
INDIA	161	6 021	2 014	BERMUDA	153	2 097	707
SRI LANKA		131	43	EL SALVADOR	36	315	104
THAILAND	4	486	169	PANAMA	3	83	30
INDONESIA	57	1 993	698	CUBA	30	2 796	994
MALAYSIA	3	508	173		6	82	30
SINGAPORE	83	10 576	3 598				

6 IMPORTS AND EXPORTS (SPECIAL TRADE) BY GROUPS OF THE SITC-REV. II AND BY COUNTRIES OF PRODUCTION AND CONSUMPTION 1985

GROUP COUNTRY	DT * 100 KG	1 000 DM	1 000 \$	GROUP COUNTRY	DT * 100 KG	1 000 DM	1 000 \$
AM VIRGIN IS	21	1 885	675	SWEDEN	213 997	123 992	43 277
BARBADOS	16	959	299	FINLAND	20 197	23 818	8 290
NETH ANTILL	19	254	87	SWITZERLAND	553 696	658 746	226 339
COLOMBIA	78	669	232	AUSTRIA	635 641	630 471	216 931
VENEZUELA	41	981	354	PORTUGAL	11 454	11 774	4 058
PERU	175	861	306	SPAIN	65 295	68 373	23 519
BRAZIL	715	4 270	1 493	MALTA	858	1 185	407
CHILE	83	637	217	YUGOSLAVIA	29 688	29 671	10 143
PARAGUAY	17	129	43	TURKEY	5 655	9 616	3 306
URUGUAY	25	255	85	SOVIETUNION	10 973	25 654	8 867
ARGENTINA	740	6 556	2 275	POLAND	6 850	8 409	2 812
CYPRUS	45	466	159	CZECHOSLOVA	4 792	6 503	2 197
LEBANON	122	1 121	375	HUNGARY	7 011	11 383	3 857
SYRIA	31	377	133	ROMANIA	739	1 237	426
IRAQ	26	407	146	BULGARIA	1 968	11 139	3 927
IRAN	286	2 223	818	CANARY IS	7 608	6 245	2 141
ISRAEL	549	6 154	2 133	MOROCCO	1 164	1 687	562
JORDAN	13	157	52	ALGERIA	9 443	10 526	3 514
SAUDI ARABIA	1 818	14 733	5 041	TUNISIA	3 746	11 423	3 618
KUWAIT	300	2 771	967	LIBYA	592	6 030	2 203
BAHRAIN	36	3 150	1 088	EGYPT	5 200	7 891	2 667
QATAR	73	8 760	2 953	SUDAN	120	162	54
ARAB EMIRAT	356	6 173	2 119	MAURITANIA	98	762	308
OMAN	176	1 421	500	SIERRA LEONE	166	129	45
PAKISTAN	14	116	39	LIBERIA	34	742	225
INDIA	432	4 701	1 623	IVORY COAST	544	645	218
SRI LANKA	6	97	32	GHANA	124	121	46
NEPAL	26	155	52	TOGO	820	1 092	375
THAILAND	104	1 445	497	BENIN	235	272	92
INDONESIA	117	1 116	400	NIGERIA	548	2 043	712
MALAYSIA	104	1 105	408	CAMEROON	612	766	257
SINGAPORE	437	8 442	2 787	CENT AFR REP	222	271	97
PHILIPPINES	20	135	49	GABON	81	103	36
CHINA	2	164	56	ZAIRE	860	10 846	3 399
SOUTH KOREA	277	13 073	4 546	RWANDA	91	153	56
JAPAN	921	28 714	9 564	BURUNDI	70	121	42
TAIWAN	217	1 808	622	ETHIOPIA	226	468	153
HONG KONG	370	49 379	17 054	SOMALIA	62	210	79
AUSTRALIA	1 858	17 370	5 992	KENYA	1 423	1 189	436
AUST OCEANIA	4	106	35	UGANDA	64	115	35
NEW ZEALAND	335	3 482	1 184	TANZANIA	1 165	885	304
				MOZAMBIQUE	65	114	38
				MADAGASCAR	178	202	65
				MAURITIUS	190	224	75
892 PRINTED MATTER				ZAMBIA	283	448	148
IMPORTS	1 542 208	1 362 460	470 104	ZIMBABWE	959	1 158	421
FRANCE	233 670	134 388	46 821	REP S AFRICA	6 685	12 479	4 292
BELGIUM LUX	84 843	73 480	25 344	BOTSWANA	216	337	114
NETHERLANDS	179 548	145 878	50 463	SWAZILAND	7	110	41
ITALY	186 468	125 268	43 708	USA	186 860	242 925	83 764
UNITED KINGDOM	66 028	121 401	41 938	CANADA	10 056	18 193	6 216
IRELAND	6 392	8 086	2 741	MEXICO	1 337	2 291	792
DENMARK	38 923	44 745	15 331	GUATEMALA	98	174	55
GREECE	4 533	3 715	1 277	EL SALVADOR	49	128	41
NORWAY	961	965	322	NICARAGUA	114	328	106
SWEDEN	23 851	23 164	8 061	COSTA RICA	94	170	58
FINLAND	9 473	4 739	1 609	PANAMA	81	165	53
SWITZERLAND	202 376	207 975	71 625	CUBA	47	103	35
AUSTRIA	283 968	187 857	64 781	HAITI	349	2 494	799
PORTUGAL	3 300	2 511	872	DOMINIC REP	114	244	91
SPAIN	24 738	18 647	6 363	GUADELOUPE	79	191	62
VATICAN CITY	36	395	149	MARTINIQUE	174	253	67
YUGOSLAVIA	30 395	14 636	5 074	ST VINCENT	44	146	50
TURKEY	4 718	2 354	827	NETH ANTILL	62	125	43
SOVIETUNION	2 744	1 016	350	COLOMBIA	1 104	1 300	430
POLAND	790	598	214	VENEZUELA	2 274	3 469	1 171
CZECHOSLOVA	39 854	13 931	4 775	ECUADOR	292	513	172
HUNGARY	17 927	6 594	2 227	PERU	1 073	3 229	1 218
EGYPT	199	177	61	BRAZIL	4 840	8 520	2 964
REP S AFRICA	344	418	144	CHILE	953	1 563	537
USA	47 845	135 414	46 265	BOLIVIA	321	1 450	476
CANADA	902	1 763	610	PARAGUAY	134	251	84
COLOMBIA	554	773	266	URUGUAY	216	428	151
BRAZIL	410	960	332	ARGENTINA	6 427	12 716	4 226
URUGUAY	7	130	40	CYPRUS	589	764	261
ARGENTINA	18	137	43	LEBANON	839	1 642	559
LEBANON	201	333	112	SYRIA	1 006	1 053	351
ISRAEL	5 725	3 333	1 129	IRAQ	870	1 599	534
SAUDI ARABIA	185	215	75	IRAN	3 044	10 725	3 593
INDIA	205	584	195	ISRAEL	5 505	7 819	2 661
SRI LANKA	93	209	65	JORDAN	578	931	320
THAILAND	156	139	45	SAUDI ARABIA	6 639	10 206	3 540
SINGAPORE	2 456	3 056	1 044	KUWAIT	2 731	3 869	1 351
PHILIPPINES	57	167	61	BAHRAIN	259	491	165
CHINA	397	897	314	QATAR	223	365	126
SOUTH KOREA	1 613	1 611	546	ARAB EMIRAT	921	1 534	530
JAPAN	23 661	54 509	18 657	OMAN	297	445	153
TAIWAN	1 727	2 578	868	NORTH YEMEN	229	377	134
HONG KONG	9 261	10 274	3 522	SOUTH YEMEN	81	98	33
AUSTRALIA	179	1 206	437	AFGHANISTAN	36	141	50
KIRIBATI	13	172	60	PAKISTAN	547	1 011	345
EXPORTS	4 800 641	4 023 532	1 386 047	INDIA	2 228	13 202	4 449
FRANCE	1 254 061	607 774	207 613	BANGLADESH	51	106	35
BELGIUM LUX	181 552	205 042	70 697	SRI LANKA	426	560	189
NETHERLANDS	457 269	335 349	115 183	BURMA	1 039	10 177	3 527
ITALY	155 065	154 934	53 273	THAILAND	1 034	2 164	753
UNITED KINGDOM	612 778	313 483	109 596	INDONESIA	628	1 978	655
IRELAND	2 543	4 682	1 651	MALAYSIA	767	1 603	560
DENMARK	166 575	104 904	36 314	SINGAPORE	2 871	3 605	1 242
GREECE	19 029	20 387	7 009	PHILIPPINES	125	300	103
IRELAND	1 933	2 336	814	CHINA	3 323	65 863	24 336
NORWAY	46 086	38 698	13 398	SOUTH KOREA	1 030	5 426	1 866
				JAPAN	16 339	52 818	18 046
				TAIWAN	1 033	7 480	2 775

6 IMPORTS AND EXPORTS (SPECIAL TRADE) BY GROUPS OF THE SITC-REV. II AND BY COUNTRIES OF PRODUCTION AND CONSUMPTION 1985

GROUP COUNTRY	DT * 100 KG	1 000 DM	1 000 \$	GROUP COUNTRY	DT * 100 KG	1 000 DM	1 000 \$
HONG KONG	3 322	4 011	1 396	CAMEROON	5 565	1 832	642
AUSTRALIA	13 015	16 401	5 686	CENT AFR REP	452	225	72
NEW ZEALAND	1 325	2 393	809	GABUN	906	587	197
893 ARTICLES OF PLASTIC NES				CONGO	169	97	34
IMPORTS	2 908 386	2 587 536	884 407	ZAIRE	1 556	1 153	433
FRANCE	463 248	387 792	132 516	RWANDA	4 511	1 438	513
BELGIUM LUX	335 976	253 450	86 870	BURUNDI	1 105	561	181
NETHERLANDS	542 692	357 638	122 560	ANGOLA	715	793	274
ITALY	439 724	312 075	106 816	ETHIOPIA	6 045	1 758	638
UNTD KINGDOM	179 435	188 052	64 395	DJIBOUTI	392	170	56
IRELAND	31 717	64 831	21 639	SOMALIA	1 542	690	226
DENMARK	113 866	114 476	39 207	KENYA	1 125	1 477	497
GREECE	3 938	4 064	1 384	UGANDA	992	302	107
NORWAY	8 787	5 919	2 004	TANZANIA	1 863	1 055	367
SWEDEN	65 139	67 883	23 071	REUNION	282	318	111
FINLAND	10 690	13 688	4 673	MAURITIUS	271	484	166
SWITZERLAND	169 777	219 200	75 374	ZAMBIA	215	540	183
AUSTRIA	216 403	176 224	60 290	ZIMBABWE	235	451	149
PORTUGAL	3 552	2 348	813	REP S AFRICA	18 499	26 315	8 951
SPAIN	20 298	19 330	6 676	USA	163 120	281 904	96 478
MALTA	564	3 277	1 140	CANADA	32 285	46 518	15 997
YUGOSLAVIA	30 430	13 843	4 768	MEXICO	3 862	4 682	1 647
TURKEY	763	522	184	BERMUDA	52	98	33
POLAND	852	605	210	GUATEMALA	812	1 320	453
CZECHOSLOVA	10 909	2 496	847	BELIZE	326	123	45
HUNGARY	7 286	3 527	1 241	HONDURAS	135	320	108
ROMANIA	32 675	6 855	2 355	EL SALVADOR	142	309	104
BULGARIA	51	96	35	COSTA RICA	206	431	151
TUNISIA	76	371	124	PANAMA	164	358	120
REP S AFRICA	595	868	287	CUBA	417	1 606	554
USA	44 984	175 913	59 611	HAITI	606	1 736	586
CANADA	1 136	4 622	1 586	DOMINIC REP	131	314	110
BRAZIL	6 246	1 613	575	GUADELOUPE	1 747	567	201
ISRAEL	12 270	11 721	4 009	MARTINIQUE	234	125	40
SAUDI ARABIA	406	167	61	ST LUCIA	399	176	61
SRI LANKA	42	122	47	ST VINCENT	100	97	34
THAILAND	10 297	5 630	1 946	BARBADOS	276	334	123
INDONESIA	242	357	109	TRINIDAD TOB	1 672	2 254	823
MALAYSIA	1 979	1 988	647	GRENADA	265	106	32
SINGAPORE	8 529	6 285	2 143	NETH ANTILL	1 247	1 128	388
PHILIPPINES	947	414	139	COLOMBIA	244	807	290
CHINA	7 396	3 296	1 138	VENEZUELA	1 018	2 730	949
SOUTH KOREA	12 604	7 888	2 658	SURINAME	182	195	62
JAPAN	14 257	44 480	15 307	FRENCH GUIAN	395	149	52
TAIWAN	44 189	44 477	14 881	ECUADOR	718	1 322	470
HONG KONG	52 836	58 057	19 710	PERU	1 047	1 590	548
MACAO	17	114	41	BRAZIL	831	2 441	836
AUSTRALIA	235	274	84	CHILE	4 711	4 530	1 554
NEW ZEALAND	73	273	91	BOLIVIA	39	119	45
EXPORTS	5 194 622	5 138 764	1 762 715	PARAGUAY	89	228	75
FRANCE	770 912	745 538	254 758	URUGUAY	404	687	233
BELGIUM LUX	488 631	443 947	151 960	ARGENTINA	938	2 235	775
NETHERLANDS	1 142 191	863 045	296 261	CYPRUS	2 688	2 701	914
ITALY	241 485	270 042	92 582	LEBANON	2 950	3 434	1 134
UNTD KINGDOM	481 339	518 027	178 563	SYRIA	4 006	3 953	1 349
IRELAND	32 761	30 613	10 526	IRAQ	11 545	14 856	5 094
DENMARK	136 805	137 192	47 294	IRAN	4 044	7 303	2 443
GREECE	33 762	28 489	9 742	ISRAEL	15 448	21 229	7 341
ICELAND	7 676	7 750	2 656	JORDAN	2 728	2 573	866
FAROE IS	146	141	44	SAUDI ARABIA	37 484	43 786	14 822
NORWAY	76 389	80 525	27 635	KUWAIT	11 547	14 858	5 058
SWEDEN	146 881	177 078	60 792	BAHRAIN	2 665	2 909	1 004
FINLAND	32 501	43 042	14 749	QATAR	2 645	2 254	779
SWITZERLAND	440 202	460 607	158 038	ARAB EMIRAT	16 614	14 454	4 976
AUSTRIA	408 026	386 279	132 248	OMAN	2 853	4 571	1 577
PORTUGAL	11 827	14 239	4 859	NORTH YEMEN	2 054	1 520	518
SPAIN	27 074	43 791	14 984	SOUTH YEMEN	1 548	1 062	342
ANDORRA	80	233	85	AFGHANISTAN	694	777	268
MALTA	3 941	3 808	1 304	PAKISTAN	2 052	2 175	771
YUGOSLAVIA	22 732	23 669	8 154	INDIA	1 643	4 082	1 454
TURKEY	9 368	11 264	3 899	BANGLADESH	1 452	1 316	414
SOVIETUNION	68 108	42 409	14 872	MALDIVES	684	147	57
POLAND	9 789	8 585	2 944	SRI LANKA	921	738	253
CZECHOSLOVA	7 775	10 166	3 539	NEPAL	352	213	69
HUNGARY	16 420	17 679	6 064	BURMA	1 019	467	158
ROMANIA	6 630	4 668	1 584	THAILAND	3 305	5 862	2 046
BULGARIA	3 360	6 442	2 231	VIETNAM	2 273	778	290
ALBANIA	41	89	31	INDONESIA	3 294	4 932	1 700
CANARY IS	1 606	1 225	419	MALAYSIA	3 598	6 060	2 051
MOROCCO	2 318	1 954	667	BRUNEI	313	694	248
ALGERIA	3 137	6 444	2 180	SINGAPORE	10 854	19 282	6 669
TUNISIA	4 818	4 670	1 600	PHILIPPINES	814	1 888	656
LIBYA	4 776	5 630	1 894	CHINA	877	1 906	636
EGYPT	25 658	20 817	7 292	NORTH KOREA	186	221	69
SUDAN	2 735	1 813	601	SOUTH KOREA	2 390	5 305	1 837
MAURITANIA	313	152	55	JAPAN	12 591	29 436	10 047
MALI	2 131	851	285	TAIWAN	1 054	3 312	1 129
UPPER VOLTA	424	440	153	HONG KONG	7 274	11 249	3 886
NIGER	600	665	238	MACAO	964	527	181
CAPE VERDE	3 745	924	337	AUSTRALIA	49 963	51 137	17 533
SENEGAL	492	324	107	PAPUA NEW G	38	104	38
GUINEA	340	179	62	NEW ZEALAND	6 900	6 486	2 231
SIERRA LEONE	262	174	61	AMER OCEANIA	28	78	30
LIBERIA	4 289	2 161	733	FR POLYNESIA	757	449	156
IVORY COAST	1 486	729	257	894 TOYS SPORTING GOODS.ETC			
GHANA	237	353	115	IMPORTS	996 665	1 844 197	635 231
TOGO	137	167	54	FRANCE	89 495	120 224	41 767
BENIN	427	221	84	BELGIUM LUX	20 808	44 432	15 462
NIGERIA	4 560	5 566	1 927	NETHERLANDS	56 679	62 806	21 710
				ITALY	137 816	194 935	67 073
				UNTD KINGDOM	39 416	89 219	30 848

6 IMPORTS AND EXPORTS (SPECIAL TRADE) BY GROUPS OF THE SITC-REV. II AND BY COUNTRIES OF PRODUCTION AND CONSUMPTION 1985

GROUP COUNTRY	DT = 100 KG	1 000 DM	1 000 \$	GROUP COUNTRY	DT = 100 KG	1 000 DM	1 000 \$
IRELAND	9 857	22 948	7 919	DOMINIC REP	120	152	52
DENMARK	39 315	96 465	33 560	TRINIDAD TOB	81	187	66
GREECE	210	300	101	NETH ANTILL	283	719	249
NORWAY	2 658	3 543	1 260	COLOMBIA	60	195	68
SWEDEN	10 939	16 697	5 754	VENEZUELA	151	1 961	624
FINLAND	9 516	12 255	4 295	ECUADOR	44	212	73
SWITZERLAND	20 303	56 407	19 315	PERU	398	446	153
AUSTRIA	51 938	169 472	59 388	BRAZIL	224	575	194
PORTUGAL	1 721	3 833	1 319	CHILE	1 491	2 241	765
SPAIN	12 250	20 068	6 929	PARAGUAY	29	210	76
MALTA	7 262	19 410	6 690	URUGUAY	70	317	105
YUGOSLAVIA	7 068	9 432	3 296	ARGENTINA	1 328	3 461	1 132
TURKEY	104	151	56	CYPRUS	571	1 261	427
SOVIETUNION	1 741	3 072	1 076	LEBANON	471	744	254
POLAND	10 552	6 776	2 379	SYRIA	655	1 134	386
CZECHOSLOVA	15 291	10 461	3 677	IRAQ	106	343	113
HUNGARY	6 111	6 490	2 263	IRAN	377	912	292
ROMANIA	13 122	5 540	1 934	ISRAEL	3 944	6 225	2 147
BULGARIA	8 585	2 765	974	JORDAN	250	426	146
CANARY IS	77	106	40	SAUDI ARABIA	6 872	10 717	3 707
TUNISIA	1 592	4 390	1 491	KUWAIT	1 804	2 552	869
MAURITIUS	192	1 262	432	BAHRAIN	257	658	226
REP S AFRICA	185	265	91	QATAR	203	363	121
USA	25 311	93 171	31 865	ARAB EMIRAT	2 555	5 967	2 063
CANADA	1 394	2 989	1 013	OMAN	667	879	298
MEXICO	1 984	2 140	719	NORTH YEMEN	16	354	135
COLOMBIA	110	201	61	SOUTH YEMEN	284	464	150
BRAZIL	415	595	207	PAKISTAN	253	960	335
ISRAEL	1 053	3 174	1 105	INDIA	150	1 392	431
ARAB EMIRAT	120	279	89	BANGLADESH	448	453	154
PAKISTAN	6 708	19 433	6 661	MALDIVES	35	102	36
INDIA	4 300	6 809	2 306	SRI LANKA	356	360	121
SRI LANKA	1 061	2 865	958	THAILAND	359	1 468	496
THAILAND	1 762	4 645	1 620	INDONESIA	798	1 495	518
INDONESIA	70	264	99	MALAYSIA	560	1 188	412
MALAYSIA	2 903	4 439	1 543	SINGAPORE	1 254	2 404	829
SINGAPORE	8 515	36 036	12 637	PHILIPPINES	73	354	124
PHILIPPINES	8 655	23 258	7 923	CHINA	622	2 645	868
CHINA	36 319	56 222	19 613	SOUTH KOREA	1 029	2 710	926
SOUTH KOREA	26 534	83 817	27 828	JAPAN	12 226	34 211	11 801
JAPAN	20 598	134 962	46 198	TAIWAN	273	813	281
TAIWAN	157 717	187 263	64 616	HONG KONG	2 471	3 976	1 361
HONG KONG	102 446	171 234	57 881	AUSTRALIA	8 200	18 402	6 381
MACAO	12 478	23 373	8 081	PAPUA NEW G	20	97	32
AUSTRALIA	963	2 611	882	NEW ZEALAND	602	1 802	612
NEW ZEALAND	29	91	31	NEW CALEDON	51	111	38
				FR POLYNESIA	128	291	101
EXPORTS	856 645	1 704 596	587 845	895 OFFICE SUPPLIES NES			
FRANCE	125 929	257 431	89 115	IMPORTS	152 198	414 486	141 654
BELGIUM LUX	54 661	82 716	28 767	FRANCE	18 373	35 380	11 979
NETHERLANDS	96 332	163 779	56 219	BELGIUM LUX	5 203	7 381	2 578
ITALY	44 684	98 554	33 879	NETHERLANDS	9 159	14 212	4 932
UNTD KINGDOM	81 445	122 159	42 458	ITALY	30 443	50 835	17 501
IRELAND	3 661	3 985	1 369	UNTD KINGDOM	15 897	54 191	18 689
DENMARK	21 885	39 695	13 635	IRELAND	582	5 112	1 790
GREECE	9 142	14 665	4 987	DENMARK	1 296	1 976	652
ICELAND	1 256	2 770	957	NORWAY	45	90	31
NORWAY	20 608	37 574	12 980	SWEDEN	1 100	4 116	1 405
SWEDEN	20 738	44 948	15 556	SWITZERLAND	18 773	70 822	24 251
FINLAND	10 763	22 072	7 692	AUSTRIA	17 964	22 007	7 502
SWITZERLAND	86 846	208 981	72 338	SPAIN	1 469	1 627	564
AUSTRIA	88 964	151 776	52 464	YUGOSLAVIA	313	486	165
PORTUGAL	2 559	3 141	1 068	TURKEY	358	822	265
SPAIN	5 369	11 478	3 937	CZECHOSLOVA	777	656	226
ANDORRA	206	1 539	528	HUNGARY	88	350	125
VATICAN CITY	25	114	44	ROMANIA	657	128	43
MALTA	2 176	3 295	1 109	USA	6 440	39 924	13 573
YUGOSLAVIA	3 362	6 592	2 312	CANADA	41	136	44
TURKEY	748	2 136	719	BRAZIL	2 035	2 764	928
SOVIETUNION	959	3 612	1 191	ISRAEL	225	373	128
POLAND	1 200	2 401	856	PAKISTAN	10	92	31
CZECHOSLOVA	2 109	5 317	1 818	INDIA	125	233	85
HUNGARY	1 776	5 718	1 918	INDONESIA	268	537	181
ROMANIA	193	296	95	MALAYSIA	619	1 316	454
BULGARIA	916	1 855	625	SINGAPORE	88	167	53
CANARY IS	1 284	1 003	362	CHINA	1 099	378	131
MOROCCO	132	274	93	SOUTH KOREA	272	650	224
ALGERIA	1 057	2 177	702	JAPAN	14 813	86 953	29 545
TUNISIA	1 872	1 554	513	TAIWAN	2 129	7 673	2 520
LIBYA	540	798	289	HONG KONG	1 161	2 764	938
EGYPT	1 183	3 345	1 168	EXPORTS	274 208	984 204	336 975
SENEGAL	162	241	81	FRANCE	31 290	105 305	35 931
IVORY COAST	479	624	215	BELGIUM LUX	10 491	33 905	11 543
TOGO	33	90	31	NETHERLANDS	24 811	63 037	21 555
NIGERIA	53	469	155	ITALY	21 091	74 959	25 472
CAMEROON	89	173	60	UNTD KINGDOM	21 183	89 223	30 371
GABON	52	250	95	IRELAND	896	2 902	981
CONGO	458	1 130	379	DENMARK	7 737	23 541	8 102
ANGOLA	56	329	110	GREECE	2 545	8 576	2 910
KENYA	125	255	82	ICELAND	154	661	224
TANZANIA	15	114	35	NORWAY	4 260	17 430	5 979
REUNION	54	161	56	SWEDEN	5 399	25 251	8 647
MAURITIUS	83	260	87	FINLAND	4 056	14 114	4 837
REP S AFRICA	1 266	3 802	1 261	SWITZERLAND	22 063	59 857	20 473
USA	79 706	221 041	75 899	AUSTRIA	9 300	36 184	12 481
CANADA	23 646	44 025	15 115	PORTUGAL	1 745	6 837	2 351
MEXICO	1 528	2 588	892	SPAIN	9 119	36 036	12 357
BERMUDA	67	166	56	ANDORRA	70	723	251
GUATEMALA	82	147	48	MALTA	106	476	157
EL SALVADOR	58	115	36				
COSTA RICA	84	191	67				
PANAMA	42	145	50				
CUBA	13	108	37				

6 IMPORTS AND EXPORTS (SPECIAL TRADE) BY GROUPS OF THE SITC-REV. 11 AND BY COUNTRIES OF PRODUCTION AND CONSUMPTION 1985

GROUP COUNTRY	DT = 100 KG	1 000 DM	1 000 \$	GROUP COUNTRY	DT = 100 KG	1 000 DM	1 000 \$
YUGOSLAVIA	1 023	9 336	3 336	896 WORKS OF ART ETC			
TURKEY	2 656	9 659	3 320				
SOVIETUNION	5 188	11 087	4 061	IMPORTS	33 300	499 703	172 123
POLAND	633	2 494	863	FRANCE	1 062	30 495	10 410
CZECHOSLOVA	463	2 563	871	BELGIUM LUX	346	7 463	2 515
HUNGARY	4 076	19 167	6 698	NETHERLANDS	1 733	20 167	6 993
ROMANIA	20	431	148	ITALY	1 473	19 817	6 971
BULGARIA	126	1 109	380	UNTD KINGDOM	13 670	115 747	39 804
ALBANIA	73	173	55	IRELAND	30	818	282
CANARY IS	302	1 526	528	DENMARK	6 808	23 751	8 236
MOROCCO	464	1 186	406	GREECE	57	1 819	660
ALGERIA	2 313	3 723	1 343	ICELAND	4	203	71
TUNISIA	214	684	243	FAROE IS	2	1 094	375
LIBYA	363	1 077	357	NORWAY	35	1 018	357
EGYPT	2 359	4 640	1 604	SWEDEN	1 353	7 340	2 529
SUDAN	138	289	99	FINLAND	27	971	344
CAPE VERDE	18	167	53	SWITZERLAND	1 549	135 721	46 665
SENEGAL	83	283	90	AUSTRIA	1 432	27 289	9 367
LIBERIA	67	281	93	PORTUGAL	20	2 095	695
IVORY COAST	205	655	226	SPAIN	388	3 924	1 421
GHANA	189	303	98	VATICAN CITY	9	1 380	473
NIGERIA	258	1 169	379	MALTA		659	224
CAMEROON	144	519	176	YUGOSLAVIA	11	1 141	389
GABON	41	276	88	TURKEY	23	1 212	414
CONGO	45	160	53	SOVIETUNION	73	3 289	1 107
ZAIRE	46	352	124	POLAND	43	777	268
RWANDA	50	157	51	CZECHOSLOVA	655	2 959	1 021
BURUNDI	13	110	36	HUNGARY	276	4 124	1 434
ANGOLA	668	1 779	598	ROMANIA	5	683	233
ETHIOPIA	126	308	110	BULGARIA	73	292	107
KENYA	491	791	267	IVORY COAST	10	96	31
UGANDA	79	258	91	REP S AFRICA	22	229	74
TANZANIA	110	297	93	USA	687	59 941	20 621
MADAGASCAR	54	162	50	CANADA	60	1 735	617
REUNION	40	212	71	MEXICO		97	35
MAURITIUS	64	197	68	PANAMA	2	352	117
ZAMBIA	73	306	105	CUBA	13	3 168	1 134
ZIMBABWE	81	214	67	BRAZIL	18	481	164
MALAWI	91	289	101	PARAGUAY		142	51
REP S AFRICA	2 929	10 987	3 782	URUGUAY	3	1 329	459
USA	20 782	93 870	31 896	ARGENTINA	1	183	59
CANADA	2 807	12 612	4 288	CYPRUS		382	126
MEXICO	612	5 683	1 945	SYRIA	1	111	36
GUATEMALA	252	861	295	ISRAEL	18	2 489	869
HONDURAS	335	910	316	JORDAN	2	558	189
EL SALVADOR	178	747	264	PAKISTAN	57	217	75
COSTA RICA	281	968	342	INDIA	54	394	139
PANAMA	101	536	181	NEPAL	1	121	41
CUBA	130	709	247	THAILAND	66	397	132
DOMINIC REP	117	637	217	INDONESIA	33	153	52
GUADELOUPE	27	146	47	SINGAPORE	2	100	32
MARTINIQUE	15	117	35	PHILIPPINES	150	167	53
TRINIDAD TOB	135	486	165	CHINA	101	1 074	381
NETH ANTILL	38	195	69	SOUTH KOREA	63	758	250
COLOMBIA	274	2 569	907	JAPAN	40	2 094	745
VENEZUELA	701	2 991	1 006	TAIWAN	359	822	287
SURINAME	61	98	35	HONG KONG	160	3 149	1 076
ECUADOR	716	2 554	887	MACAO	16	202	69
PERU	733	2 159	761	AUSTRALIA	52	1 160	398
BRAZIL	205	1 330	450	PAPUA NEW G	12	106	37
CHILE	675	3 286	1 174	EXPORTS	7 194	782 698	264 026
BOLIVIA	137	362	123	FRANCE	457	41 326	14 078
PARAGUAY	129	507	182	BELGIUM LUX	353	74 431	24 528
URUGUAY	537	1 254	434	NETHERLANDS	613	66 664	22 183
ARGENTINA	296	1 509	516	ITALY	177	15 048	5 076
CYPRUS	331	1 015	351	UNTD KINGDOM	1 131	147 618	51 120
LEBANON	579	1 316	447	IRELAND	2	405	145
SYRIA	803	1 386	436	DENMARK	141	5 855	2 013
IRAQ	961	4 884	1 713	GREECE	4	412	136
IRAN	1 735	2 988	1 122	NORWAY	17	3 545	1 222
ISRAEL	1 414	4 873	1 670	SWEDEN	92	5 033	1 657
JORDAN	443	1 099	359	FINLAND	5	554	190
SAUDI ARABIA	5 077	15 085	5 126	SWITZERLAND	2 312	210 584	70 513
KUWAIT	843	2 911	975	AUSTRIA	403	29 391	10 022
BAHRAIN	193	822	280	PORTUGAL		527	175
QATAR	250	829	275	SPAIN	196	10 744	3 587
ARAB EMIRAT	1 528	4 201	1 425	YUGOSLAVIA	10	297	99
OMAN	405	1 328	459	TURKEY	11	445	135
NORTH YEMEN	121	231	79	SOVIETUNION	4	221	74
AFGHANISTAN	26	116	41	POLAND		115	38
PAKISTAN	764	2 599	898	CZECHOSLOVA	17	101	34
INDIA	433	1 813	625	HUNGARY	55	863	325
BANGLADESH	163	266	90	BULGARIA	4	608	223
SRI LANKA	134	413	131	EGYPT	2	240	93
NEPAL	86	227	73	REP S AFRICA	4	420	144
BURMA	195	342	113	USA	869	140 126	47 153
THAILAND	1 662	5 866	1 946	CANADA	73	4 916	1 604
INDONESIA	3 418	8 939	3 106	MEXICO	1	123	40
MALAYSIA	2 975	6 085	2 068	COLOMBIA		114	38
SINGAPORE	1 536	7 987	2 747	BRAZIL	19	2 176	760
PHILIPPINES	710	2 566	887	CHILE	1	106	38
CHINA	79	1 090	393	ARGENTINA	2	204	69
SOUTH KOREA	353	2 297	784	IRAQ	5	225	69
JAPAN	3 151	32 284	11 107	ISRAEL	8	1 457	498
TAIWAN	1 314	4 494	1 515	SAUDI ARABIA	15	252	78
HONG KONG	2 040	10 942	3 713	SINGAPORE	15	343	128
AUSTRALIA	6 621	24 079	8 341	CHINA	4	482	147
NEW ZEALAND	266	1 762	598	SOUTH KOREA	7	100	35
NEW CALEDON	44	177	62	JAPAN	100	9 766	3 246
FR POLYNESIA	50	296	100	TAIWAN	18	1 060	409
				HONG KONG	2	3 894	1 264

6 IMPORTS AND EXPORTS (SPECIAL TRADE) BY GROUPS OF THE SITC-REV. 11 AND BY COUNTRIES OF PRODUCTION AND CONSUMPTION 1985

GROUP COUNTRY	DT = 100 KG	1 000 DM	1 000 \$	GROUP COUNTRY	DT = 100 KG	1 000 DM	1 000 \$
AUSTRALIA	18	1 170	400	HONDURAS	1	556	204
897 GOLD SILVER WARE, JEWELRY				EL SALVADOR		152	54
IMPORTS	10 845	584 875	202 128	PANAMA	3	3 844	1 264
FRANCE	326	29 683	10 217	HAITI		466	163
BELGIUM LUX	38	7 030	2 420	BAHAMAS		4 338	1 478
NETHERLANDS	621	10 333	3 534	AM VIRGIN IS		5 271	1 802
ITALY	1 106	206 700	71 564	GUADELOUPE	1	250	87
UNTD KINGDOM	542	26 113	9 028	ANTIGUA		262	93
IRELAND	265	10 907	3 748	CAYMAN IS		1 454	521
DENMARK	72	4 571	1 610	JAMAICA		1 408	498
GREECE	18	1 465	524	BARBADOS	1	1 125	406
NORWAY		731	250	NETH ANTILL	20	7 357	2 543
SWEDEN	29	578	199	COLOMBIA		1 657	535
FINLAND	8	10 320	3 648	VENEZUELA	21	841	282
SWITZERLAND	163	33 081	11 529	ECUADOR		4 078	1 406
AUSTRIA	966	35 204	12 120	PERU		347	106
PORTUGAL	5	2 934	1 001	BRAZIL	4	1 350	455
SPAIN	34	7 777	2 709	CHILE	1	604	230
YUGOSLAVIA	1	2 464	808	BOLIVIA		120	40
TURKEY	29	2 010	682	URUGUAY		95	33
POLAND	4	778	262	ARGENTINA	6	216	77
CZECHOSLOVA	125	4 493	1 533	CYPRUS		193	65
HUNGARY	7	1 229	428	LEBANON	6	176	64
MAURITIUS	8	2 040	709	SYRIA	5	373	121
REP S AFRICA	2	108	38	IRAQ	15	1 824	638
USA	275	23 053	7 904	IRAN	3	252	87
CANADA		254	89	ISRAEL	62	6 041	2 079
MEXICO	63	2 171	705	JORDAN		1 374	475
COLOMBIA	1	115	42	SAUDI ARABIA	76	26 973	9 184
PERU	2	175	62	KUWAIT	1	2 557	862
BRAZIL	435	1 874	649	BAHRAIN	15	3 437	1 176
CHILE	39	140	49	QATAR	6	11 170	3 946
LEBANON		140	46	ARAB EMIRAT	8	11 376	3 928
ISRAEL	7	8 222	2 820	OMAN		2 892	992
SAUDI ARABIA		155	48	NORTH YEMEN	9	127	44
ARAB EMIRAT		377	127	AFGHANISTAN	78	374	137
INDIA	688	7 196	2 485	PAKISTAN		5 760	1 955
SRI LANKA	8	1 279	443	INDIA	7	379	136
NEPAL	2	150	50	THAILAND		623	206
THAILAND	92	29 288	10 199	INDONESIA		225	81
INDONESIA	12	1 335	453	MALAYSIA		909	304
MALAYSIA		7 856	2 669	SINGAPORE	16	18 421	6 664
SINGAPORE	24	253	84	PHILIPPINES		3 701	1 348
PHILIPPINES	123	676	228	CHINA		139	43
CHINA	27	1 527	546	NORTH KOREA		170	55
SOUTH KOREA	1 330	11 133	3 839	SOUTH KOREA	3	1 851	635
JAPAN	219	34 678	11 984	JAPAN	258	21 411	7 354
TAIWAN	718	10 006	3 433	TAIWAN	2	818	264
HONG KONG	2 369	41 596	14 387	HONG KONG	41	11 250	3 930
AUSTRALIA		87	33	AUSTRALIA	185	22 621	7 697
NEW ZEALAND		98	32	PAPUA NEW G		95	36
EXPORTS	10 304	1 331 017	457 690	NEW ZEALAND	21	1 317	446
FRANCE	1 699	67 199	23 173	FIJI		985	328
BELGIUM LUX	452	45 184	15 615	VANUATU		100	34
NETHERLANDS	1 315	109 630	37 486	FR POLYNESIA		362	118
ITALY	290	16 761	5 720	898 MUSICAL INSTRUMENTS PTS			
UNTD KINGDOM	964	91 677	31 514	IMPORTS	483 052	2 001 492	688 780
IRELAND	44	3 301	1 114	FRANCE	70 145	210 819	73 413
DENMARK	195	30 193	10 519	BELGIUM LUX	6 508	34 638	12 062
GREECE	143	7 509	2 629	NETHERLANDS	70 743	209 362	72 111
ICELAND	5	1 958	674	ITALY	32 517	100 002	34 796
NORWAY	234	49 210	17 152	UNTD KINGDOM	57 168	242 112	83 546
SWEDEN	444	26 793	9 146	IRELAND	4 436	63 210	21 583
FINLAND	80	10 407	3 559	DENMARK	5 422	23 315	8 004
SWITZERLAND	1 069	353 045	120 982	GREECE	425	1 380	475
AUSTRIA	711	124 939	43 106	NORWAY	64	894	306
PORTUGAL	114	1 075	379	SWEDEN	1 570	4 443	1 525
SPAIN	135	3 964	1 381	FINLAND	5 874	10 275	3 520
ANDORRA	4	600	214	SWITZERLAND	6 407	47 111	16 363
GIBRALTAR		248	82	AUSTRIA	9 191	44 703	15 409
MALTA	1	158	53	PORTUGAL	416	597	206
YUGOSLAVIA	27	7 882	2 752	SPAIN	2 934	7 868	2 752
TURKEY	56	1 452	491	YUGOSLAVIA	723	2 539	869
SOVIETUNION		208	70	TURKEY	352	1 252	422
POLAND	2	737	238	SOVIETUNION	228	1 165	56
CZECHOSLOVA	10	6 469	2 218	POLAND	500	1 097	385
HUNGARY	6	6 372	2 190	CZECHOSLOVA	1 299	2 845	977
ROMANIA		128	44	HUNGARY	252	693	235
BULGARIA	1	645	229	BULGARIA	183	292	105
CANARY IS		167	58	REP S AFRICA	547	790	273
MOROCCO	1	157	54	USA	23 867	271 863	92 322
ALGERIA	271	2 241	756	CANADA	312	2 897	1 012
TUNISIA	3	623	215	MEXICO	43	213	73
EGYPT	6	7 074	2 570	PANAMA	127	350	135
NIGER	5	315	101	VENEZUELA	32	84	30
SENEGAL	10	337	120	BRAZIL	2 777	10 451	3 560
IVORY COAST	23	785	271	ISRAEL	419	1 896	661
TOGO		77	30	PAKISTAN	25	88	31
BENIN	40	1 856	638	INDIA	53	124	41
NIGERIA	3	360	124	THAILAND	731	1 176	404
KENYA		704	239	INDONESIA	1 553	3 540	1 186
REUNION	1	155	55	MALAYSIA	697	1 096	365
MAURITIUS	18	8 089	2 811	SINGAPORE	135	629	200
REP S AFRICA	67	31 731	10 442	PHILIPPINES	298	4 382	1 481
USA	746	97 745	34 132	CHINA	789	1 481	511
CANADA	165	7 521	2 580	SOUTH KOREA	10 692	28 354	9 571
MEXICO	40	3 431	1 160	JAPAN	143 265	619 014	212 970
BERMUDA		2 392	805	TAIWAN	3 878	11 306	3 889
GUATEMALA	1	254	95	HONG KONG	15 278	31 531	10 736
				AUSTRALIA	33	300	102

6 IMPORTS AND EXPORTS (SPECIAL TRADE) BY GROUPS OF THE SITC-REV. II AND BY COUNTRIES OF PRODUCTION AND CONSUMPTION 1985

GROUP COUNTRY	DT * 100 KG	1 000 DM	1 000 \$	GROUP COUNTRY	DT * 100 KG	1 000 DM	1 000 \$
EXPORTS	624 978	2 502 041	861 960	899 OTHER MANUFACTURED GOODS			
FRANCE	99 884	333 063	115 041	IMPORTS	791 883	1 331 599	456 010
BELGIUM LUX	16 348	71 076	24 374	FRANCE	37 140	100 041	34 114
NETHERLANDS	79 360	280 658	96 427	BELGIUM LUX	16 351	30 631	10 428
ITALY	35 961	158 669	54 138	NETHERLANDS	79 857	125 228	43 077
UNITD KINGDOM	113 410	354 944	123 097	ITALY	67 877	100 736	34 287
IRELAND	2 305	12 106	4 132	UNITD KINGDOM	48 042	68 353	23 524
DENMARK	11 515	41 699	14 325	IRELAND	3 364	22 662	7 969
GREECE	3 783	14 003	4 788	DENMARK	10 566	34 543	11 846
ICELAND	368	2 165	760	GREECE	557	1 257	425
NORWAY	9 394	31 696	10 914	NORWAY	2 949	2 061	710
SWEDEN	20 578	55 047	19 064	SWEDEN	21 412	29 599	10 098
FINLAND	6 054	24 015	8 175	FINLAND	1 118	2 910	1 026
SWITZERLAND	38 018	185 316	63 755	SWITZERLAND	39 478	155 249	53 441
AUSTRIA	36 527	163 336	56 239	AUSTRIA	5 075	31 532	10 803
PORTUGAL	1 870	8 136	2 752	PORTUGAL	38 832	23 137	8 024
SPAIN	10 365	44 598	15 287	SPAIN	8 497	18 444	6 321
ANDORRA	62	280	95	MALTA	221	113	39
VATICAN CITY	84	540	191	YUGOSLAVIA	72 763	25 497	8 737
MALTA	188	698	232	TURKEY	963	1 256	434
YUGOSLAVIA	1 767	11 453	4 010	SOVIETUNION	211	809	281
TURKEY	1 924	8 153	2 833	POLAND	20 288	6 985	2 414
SOVIETUNION	1 782	12 230	4 240	CZECHOSLOVA	17 198	5 129	1 773
POLAND	1 963	8 348	2 913	HUNGARY	14 436	7 477	2 573
CZECHOSLOVA	1 419	9 499	3 325	ROMANIA	32 527	13 910	4 742
HUNGARY	2 438	13 589	4 664	BULGARIA	499	225	82
ROMANIA	813	3 166	1 061	ALBANIA	1 371	1 139	390
BULGARIA	1 453	9 468	3 270	MOROCCO	785	803	276
ALBANIA	54	303	113	TUNISIA	61	305	106
CANARY IS	291	1 098	385	UPPER VOLTA	219	442	153
MOROCCO	226	810	264	KENYA	574	1 064	272
ALGERIA	365	2 686	873	ZIMBABWE	6	112	40
TUNISIA	519	2 159	729	REP S AFRICA	284	952	331
LIBYA	192	1 392	459	LESOTHO	1 415	1 814	643
EGYPT	736	3 418	1 156	USA	3 986	138 140	47 178
IVORY COAST	97	365	124	CANADA	324	6 756	2 275
GHANA	27	128	45	MEXICO	263	508	183
NIGERIA	649	2 778	927	HAITI	389	245	83
CAMEROON	82	308	110	TRINIDAD TOB		119	38
CONGO	21	107	38	BRAZIL	360	5 186	1 741
ZAIRE	31	427	152	URUGUAY	5	563	192
ANGOLA	47	247	84	ISRAEL	69	498	165
ETHIOPIA	15	95	32	PAKISTAN	34	127	42
KENYA	69	315	108	INDIA	812	2 852	972
TANZANIA	72	147	44	BANGLADESH	593	686	241
ZAMBIA	4	102	35	SRI LANKA	828	515	177
ZIMBABWE	22	173	56	THAILAND	3 271	4 730	1 564
REP S AFRICA	2 614	13 604	4 674	VIETNAM	1 231	754	273
USA	64 369	291 612	101 520	INDONESIA	119	630	220
CANADA	9 421	45 031	15 333	MALAYSIA	734	5 331	1 871
MEXICO	702	3 339	1 166	SINGAPORE	1 885	2 446	795
BERMUDA	27	182	63	PHILIPPINES	9 335	19 735	6 744
GUATEMALA	73	366	123	CHINA	115 422	83 293	28 273
COSTA RICA	18	143	46	SOUTH KOREA	4 927	29 117	10 200
PANAMA	44	289	100	JAPAN	22 211	79 346	27 238
CUBA	28	135	47	TAIWAN	58 092	79 640	27 213
BAHAMAS	15	231	75	HONG KONG	21 869	46 656	15 679
DOMINIC REP	70	99	34	MACAO	60	304	101
GUADELOUPE	30	137	48	AUSTRALIA	27	7 259	2 471
JAMAICA	37	133	43	NEW ZEALAND	12	1 306	456
NETH ANTILL	35	180	59	EXPORTS	547 130	1 315 789	451 815
COLOMBIA	52	8 836	2 854	FRANCE	69 674	134 222	45 953
VENEZUELA	663	3 215	1 090	BELGIUM LUX	42 385	67 724	23 348
ECUADOR	25	248	87	NETHERLANDS	72 923	132 273	45 271
PERU	423	1 629	549	ITALY	19 122	74 912	25 720
BRAZIL	1 112	5 153	1 838	UNITD KINGDOM	30 996	85 007	29 209
CHILE	193	951	316	IRELAND	2 487	10 932	3 678
PARAGUAY	21	157	52	DENMARK	40 972	42 171	14 532
ARGENTINA	609	3 290	1 146	GREECE	5 991	18 796	6 440
CYPRUS	210	836	284	ICELAND	500	1 589	546
LEBANON	120	435	151	NORWAY	5 908	20 069	6 936
SYRIA	14	112	42	SWEDEN	18 997	45 299	15 642
IRAQ	407	1 797	632	FINLAND	9 463	24 826	8 540
IRAN	316	1 949	660	SWITZERLAND	44 089	95 615	32 850
ISRAEL	2 209	9 018	3 098	AUSTRIA	60 135	96 923	33 334
JORDAN	69	365	116	PORTUGAL	17 761	29 973	10 324
SAUDI ARABIA	821	6 014	2 034	SPAIN	8 469	23 928	8 198
KUWAIT	343	1 519	515	ANDORRA	162	445	156
BAHRAIN	45	380	130	MALTA	940	3 545	1 212
QATAR	71	360	109	YUGOSLAVIA	5 292	36 955	12 750
ARAB EMIRAT	256	1 318	440	TURKEY	3 285	13 259	4 566
OMAN	107	565	188	SOVIETUNION	282	1 791	612
AFGHANISTAN	36	199	63	POLAND	1 317	10 875	3 655
PAKISTAN	86	949	313	CZECHOSLOVA	1 090	5 734	2 002
INDIA	773	4 072	1 469	HUNGARY	1 294	9 671	3 309
BANGLADESH	11	106	37	ROMANIA	1 869	9 507	3 284
SRI LANKA	37	262	89	BULGARIA	509	2 943	996
THAILAND	881	3 117	1 019	ALBANIA	29	123	41
VIETNAM	13	93	32	CANARY IS	180	730	245
INDONESIA	502	2 446	837	MOROCCO	485	2 314	800
MALAYSIA	218	1 425	492	ALGERIA	1 569	5 204	1 683
SINGAPORE	1 995	10 248	3 428	TUNISIA	1 519	6 155	2 069
PHILIPPINES	8	91	30	LIBYA	292	649	204
CHINA	1 623	6 625	2 270	EGYPT	303	1 200	409
NORTH KOREA	9	281	101	SUDAN	285	322	113
SOUTH KOREA	622	8 682	2 982	SENEGAL	60	143	51
JAPAN	10 288	107 201	36 687	IVORY COAST	61	209	74
TAIWAN	1 282	10 900	3 721	NIGERIA	237	575	199
HONG KONG	3 034	15 936	5 339	CAMEROON	232	401	138
AUSTRALIA	12 652	42 343	14 686	ANGOLA	87	580	207
NEW ZEALAND	1 672	6 695	2 287				
NEW CALEDON	22	85	32				
FR POLYNESIA	72	297	97				

6 IMPORTS AND EXPORTS (SPECIAL TRADE) BY GROUPS OF THE SITC-REV. II AND BY COUNTRIES OF PRODUCTION AND CONSUMPTION 1985

GROUP COUNTRY	DT * 100 KG	1 000 DM	1 000 \$	GROUP COUNTRY	DT * 100 KG	1 000 DM	1 000 \$
ETHIOPIA	45	255	79	USA	191	3 118	1 053
KENYA	100	809	272	CANADA	681	1 229	414
TANZANIA	66	370	130	GUATEMALA	4	131	41
REUNION	203	468	150	HONDURAS	4	174	60
MAURITIUS	92	151	49	GUYANA	36	629	221
ZAMBIA	39	278	91	ECUADOR	8	257	89
ZIMBABWE	93	362	126	PERU	8	232	82
REP S AFRICA	3 088	8 666	2 956	CHILE	9	103	33
LESOTHO	1 850	976	338	ARGENTINA	42	1 039	347
USA	32 702	138 452	47 734	INDIA	17	175	62
CANADA	4 895	15 255	5 279	SRI LANKA	33	173	58
MEXICO	102	2 383	808	THAILAND	29	383	133
GUATEMALA	61	335	117	INDONESIA	104	1 139	384
EL SALVADOR	20	116	42	MALAYSIA	18	432	143
COSTA RICA	92	471	170	SINGAPORE	247	898	313
PANAMA	38	214	70	PHILIPPINES	15	285	99
CUBA	261	1 071	379	SOUTH KOREA	5	171	55
HAITI	80	358	113	HONG KONG	35	630	217
DOMINIC REP	86	198	61				
GUADELOUPE	182	202	67	EXPORTS	3 709	15 685	5 370
MARTINIQUE	111	168	60				
TRINIDAD TOB	138	217	79	FRANCE	149	690	239
NETH ANTILL	105	284	92	BELGIUM LUX	135	356	121
COLOMBIA	34	607	207	NETHERLANDS	335	900	314
VENEZUELA	378	1 860	640	ITALY	196	843	285
SURINAME	42	99	34	UNTD KINGDOM	241	912	298
ECUADOR	148	643	223	DENMARK	997	2 366	827
PERU	300	569	190	FINLAND	93	286	93
BRAZIL	119	6 879	2 384	SWITZERLAND	274	1 441	493
CHILE	207	1 820	623	AUSTRIA	407	1 847	630
BOLIVIA	40	794	249	SPAIN	21	138	49
PARAGUAY	51	204	64	HUNGARY	55	504	165
URUGUAY	189	706	241	ALGERIA	15	91	36
ARGENTINA	301	2 148	724	LIBYA	264	1 567	516
CYPRUS	483	868	286	USA	63	829	281
LEBANON	347	943	324	CANADA	5	545	194
SYRIA	1 010	1 171	403	ARGENTINA	23	101	34
IRAQ	1 033	1 778	572	SAUDI ARABIA	98	442	148
IRAN	1 042	5 624	2 011	ARAB EMIRAT	45	145	52
ISRAEL	2 047	6 127	2 069	CHINA	99	552	197
JORDAN	193	679	232	JAPAN	35	275	95
SAUDI ARABIA	6 226	11 819	3 997				
KUWAIT	855	2 507	888	951 WAR FIREARMS, AMMUNITION			
BAHRAIN	330	652	215				
QATAR	118	458	155	IMPORTS	8 974	38 612	13 158
ARAB EMIRAT	1 190	2 992	1 011				
OMAN	179	365	120	FRANCE	1 359	2 276	768
NORTH YEMEN	323	3 837	1 443	BELGIUM LUX	302	2 784	931
AFGHANISTAN	188	626	213	NETHERLANDS	26	114	42
PAKISTAN	231	935	306	ITALY	1 227	6 581	2 268
INDIA	314	1 946	688	UNTD KINGDOM	20	244	86
BANGLADESH	65	231	79	DENMARK	75	184	62
SRI LANKA	472	2 563	881	NORWAY	16	119	40
BURMA	36	191	70	SWEDEN	144	294	106
THAILAND	327	1 532	518	FINLAND	51	433	150
INDONESIA	585	1 604	571	SWITZERLAND	140	4 041	1 387
MALAYSIA	1 287	1 909	650	AUSTRIA	1 007	3 400	1 161
SINGAPORE	1 729	4 028	1 385	SPAIN	261	1 189	410
PHILIPPINES	464	1 530	524	YUGOSLAVIA	280	1 085	360
MONGOLIA	35	87	33	TURKEY	1 533	1 039	353
CHINA	128	2 220	782	SOVIET UNION	13	137	45
NORTH KOREA		152	51	CZECHOSLOVA	327	1 744	593
SOUTH KOREA	1 078	7 624	2 597	HUNGARY	159	351	127
JAPAN	1 514	19 052	6 513	MOROCCO	16	87	31
TAIWAN	230	1 879	633	USA	1 287	9 159	3 103
HONG KONG	1 375	6 505	2 214	CANADA	22	364	122
AUSTRALIA	3 542	13 002	4 458	BRAZIL	34	923	325
NEW ZEALAND	205	1 137	383	ISRAEL	52	331	109
				INDIA	227	561	194
				JAPAN	116	704	227
				AUSTRALIA	257	343	115
931 SPECIAL TRANSACTIONS 2)				EXPORTS	18 443	137 066	47 311
IMPORTS	5 134 274	10 201 653	3 509 041				
EXPORTS	7 765 717	9 524 578	3 290 062	FRANCE	443	4 935	1 708
				BELGIUM LUX	574	3 742	1 284
941 ZOO ANIMALS, PETS				NETHERLANDS	2 273	8 815	3 158
IMPORTS	10 646	29 594	10 107	ITALY	763	4 483	1 528
FRANCE	116	1 806	625	UNTD KINGDOM	1 091	6 549	2 278
BELGIUM LUX	513	474	163	IRELAND	49	204	67
NETHERLANDS	2 366	3 370	1 157	DENMARK	269	1 996	680
ITALY	93	105	35	GREECE	92	1 081	374
UNTD KINGDOM	4 259	4 297	1 476	ICELAND	12	90	30
DENMARK	210	1 999	680	NORWAY	512	3 161	1 118
SWITZERLAND	59	591	201	SWEDEN	487	2 966	1 020
AUSTRIA	266	335	115	FINLAND	343	1 974	675
YUGOSLAVIA	57	208	70	SWITZERLAND	1 514	15 575	5 323
TURKEY	44	343	112	AUSTRIA	944	8 936	3 017
POLAND	224	180	59	PORTUGAL	79	1 439	490
CZECHOSLOVA	404	621	219	SPAIN	403	2 213	758
HUNGARY	53	97	32	YUGOSLAVIA	4	164	55
ROMANIA	27	115	38	TURKEY	26	225	73
SENEGAL	57	549	191	HUNGARY	4	90	31
GUINEA	5	115	38	ALGERIA	162	521	175
LIBERIA	13	305	102	TUNISIA	105	221	75
GHANA	12	344	116	LIBYA	3	112	38
TOGO	21	192	65	EGYPT	441	1 720	598
CAMEROON	22	515	179	TOGO	2	119	38
KENYA	28	178	59	NIGERIA	13	918	303
TANZANIA	40	665	231	KENYA	135	457	156
REP S AFRICA	93	144	49	REP S AFRICA	31	461	170
				USA	4 258	37 486	13 067
				CANADA	110	1 493	504
				COSTA RICA	26	239	86

2) INCL COMPLETE INDUSTRIAL PLANT NES

6 IMPORTS AND EXPORTS (SPECIAL TRADE) BY GROUPS OF THE SITC-REV. II AND BY COUNTRIES OF PRODUCTION AND CONSUMPTION 1985

GROUP COUNTRY	DT * 100 KG	1 000 DM	1 000 \$	GROUP COUNTRY	DT * 100 KG	1 000 DM	1 000 \$
NETH ANTILL	2	101	38	CZECHOSLOVA		351	121
COLOMBIA	86	632	232	ROMANIA		190	59
VENEZUELA	45	3 166	1 076	BULGARIA		2 222	728
ECUADOR	70	300	100	MALI		1 522	483
PERU	22	295	103	IVORY COAST		304	94
BRAZIL	1	117	42	NIGERIA		293	89
BOLIVIA	23	1 588	505	ZAIRE		185	55
URUGUAY	72	609	190	MAURITIUS		300	103
ARGENTINA	6	109	37	REP S AFRICA	80	227 413	79 025
IRAQ		172	59	CANADA	103	122 356	42 493
ISRAEL	93	835	304	VENEZUELA	1	114	36
SAUDI ARABIA	537	2 413	833	ECUADOR		387	154
KUWAIT	55	310	95	CHILE	14	6 424	2 181
QATAR	216	526	160	BOLIVIA	2	743	241
ARAB EMIRAT	101	460	172	IRAN		545	206
OMAN	28	238	73	ISRAEL	11	3 140	1 203
PAKISTAN	156	1 192	422	JORDAN	1	2 791	1 055
INDIA	27	658	209	KUWAIT	1	2 111	759
SRI LANKA	41	97	31				
THAILAND	130	1 795	620	INDIA		99	32
INDONESIA	56	1 020	384	MALAYSIA	3	437	144
MALAYSIA	151	758	271	SINGAPORE		2 676	881
SINGAPORE	236	1 973	700	PHILIPPINES	58	36 836	13 638
PHILIPPINES	3	81	31	NORTH KOREA	40	121 272	43 265
JAPAN	117	947	336	SOUTH KOREA		322	118
TAIWAN	48	148	48	JAPAN		566	188
HONG KONG	186	617	213				
AUSTRALIA	148	1 123	384	PAPUA NEW G	127	255 560	90 839
NEW ZEALAND	428	1 174	377				
961 COIN NONGOLD, NONCURRENT				EXPORTS	2 498	1 483 076	498 829
IMPORTS	1 056	107 491	36 284	FRANCE	48	11 971	4 108
FRANCE	6	981	349	BELGIUM LUX	337	120 847	43 116
NETHERLANDS	14	1 635	551	NETHERLANDS	106	42 796	14 539
ITALY	14	1 063	349	ITALY	141	58 058	19 936
UNTD KINGDOM	28	25 062	8 634	UNTD KINGDOM	482	145 829	51 145
DENMARK	3	169	57	DENMARK		2 545	863
GREECE		97	32	GREECE		8 782	2 999
SWEDEN		171	60	NORWAY		6 767	2 407
FINLAND		106	32	SWEDEN	103	16 422	5 497
SWITZERLAND	108	5 199	1 754	FINLAND	2	941	340
AUSTRIA	83	16 764	5 667	SWITZERLAND	171	141 477	49 977
ANDORRA	2	271	96	AUSTRIA	10	19 602	6 634
VATICAN CITY	1	115	39	PORTUGAL		1 325	443
MALTA		143	46	SPAIN	86	39 971	13 106
YUGOSLAVIA	8	2 132	695	MALTA		5 216	2 109
TURKEY	1	714	253	YUGOSLAVIA	16	4 088	1 523
POLAND	5	524	180	TURKEY	10	3 083	1 043
CZECHOSLOVA	4	214	71	POLAND		1 289	416
HUNGARY	13	979	338	CZECHOSLOVA		1 248	431
BULGARIA	1	135	44	HUNGARY	28	1 825	611
EGYPT		188	65	ROMANIA		1 118	40
REP S AFRICA	7	358	115	BULGARIA	1	1 605	514
USA	28	2 119	726	EGYPT		829	282
CANADA	42	5 792	2 005	MAURITIUS		500	163
MEXICO	44	5 409	1 969	USA	10	39 443	13 754
CUBA	4	370	135	CANADA	365	12 435	4 283
ISRAEL	11	343	125	MEXICO	1	196	68
CHINA	8	1 743	618	BRAZIL	154	4 232	1 476
SOUTH KOREA	16	2 234	799	CYPRUS		9 010	3 142
EXPORTS	33 736	43 320	15 382	ISRAEL	7	18 249	6 189
BELGIUM LUX		207	70	SAUDI ARABIA	21	57 888	19 137
NETHERLANDS	13	321	111	KUWAIT	25	78 953	26 049
UNTD KINGDOM	9	181	67	BAHRAIN	6	17 109	5 799
GREECE		103	33	QATAR		110	41
SWITZERLAND	13	1 715	599	ARAB EMIRAT	11	32 554	10 241
AUSTRIA	5	675	233	INDIA		235	77
SPAIN	1	177	60	MALAYSIA		327	115
ANDORRA		109	37	SINGAPORE	155	476 657	153 488
TUNISIA	640	770	276	PHILIPPINES		1 759	591
CAPE VERDE	90	167	55	SOUTH KOREA	158	3 976	1 361
GUINEA	1 723	1 565	473	JAPAN	37	66 520	22 360
USA	6	1 501	520	TAIWAN	1	142	46
MEXICO	23 238	26 811	9 603	HONG KONG	6	24 130	8 012
NICARAGUA	1 792	1 367	465	AUSTRALIA		98	32
COSTA RICA	456	886	353	PAPUA NEW G		281	108
ECUADOR	3 103	2 912	1 103	972 GOLD COIN			
ISRAEL	2 607	3 344	1 151	IMPORTS	114	373 861	131 263
JAPAN	38	261	89	FRANCE		1 029	348
971 GOLD, NON MONETARY NES				BELGIUM LUX		250	86
IMPORTS	2 803	2 279 895	774 712	NETHERLANDS		1 006	329
FRANCE	12	20 642	7 680	UNTD KINGDOM		3 020	1 066
BELGIUM LUX	267	26 961	9 228	GREECE		476	152
NETHERLANDS	157	47 870	16 192	SWITZERLAND		3 535	1 235
ITALY	1	1 705	588	AUSTRIA	1	3 299	1 219
UNTD KINGDOM	228	507 550	159 178	YUGOSLAVIA		108	40
IRELAND	43	1 781	584	TURKEY		418	146
DENMARK	36	3 279	1 090	SOVIETUNION		615	219
NORWAY	4	6 452	2 227	POLAND		131	49
SWEDEN	542	113 528	38 541	HUNGARY		214	81
FINLAND	1	4 189	1 406	BULGARIA		166	53
SWITZERLAND	214	475 243	160 788	REP S AFRICA	73	218 186	75 804
AUSTRIA	232	14 037	4 756	USA		7 958	2 776
SPAIN		4 987	1 696	CANADA	40	127 371	45 457
ANDORRA		161	58	MEXICO		5 122	1 869
YUGOSLAVIA	101	46 079	15 940	ISRAEL		164	55
SOVIETUNION	56	167 337	59 973	SINGAPORE		102	33
				CHINA		554	202

6 IMPORTS AND EXPORTS (SPECIAL TRADE) BY GROUPS OF THE SITC-REV. II AND BY COUNTRIES OF PRODUCTION AND CONSUMPTION 1985

GROUP COUNTRY	DT = 100 KG	1 000 DM	1 000 \$	GROUP COUNTRY	DT = 100 KG	1 000 DM	1 000 \$
EXPORTS	94	306 615	104 709				
FRANCE	1	2 861	1 035				
BELGIUM LUX	23	68 865	23 524				
NETHERLANDS		1 984	675				
UNITED KINGDOM	4	14 001	5 016				
GREECE		137	42				
NORWAY		889	287				
SWITZERLAND	40	122 135	41 460				
AUSTRIA	26	80 968	27 544				
TURKEY		683	215				
HUNGARY		315	103				
CAPE VERDE		353	128				
USA		11 313	3 975				
CANADA		96	35				
SAUDI ARABIA		143	46				
OMAN		912	295				
JAPAN		253	89				
HONG KONG		185	65				
TOTAL							
IMPORTS	3 430 908 658 463 810 992 158 492 049						
EXPORTS	1 739 701 209 537 164 225 183 937 414						

7 IMPORTS AND EXPORTS (SPECIAL TRADE) BY COUNTRIES OF PRODUCTION AND CONSUMPTION AND BY GROUPS OF THE SITC-REV. 11 1985

GROUP DESCRIPTION	DT * 100 KG	1 000 DM	1 000 \$	GROUP DESCRIPTION	DT * 100 KG	1 000 DM	1 000 \$
FRANCE				598 MISC CHEMICAL PRODS NES	2 389 927	372 591	127 798
IMPORTS	261 137 127	49 279 839	16 823 695	611 LEATHER	16 916	103 859	35 297
001 LIVE ANIMALS	122 209	77 065	26 492	612 LEATHER ETC MANUFACTURES	6 340	22 214	7 595
011 MEAT FRESH, CHILLO, FROZEN	816 144	499 812	172 007	613 FUR SKING TANNED, DRESSED	1 651	19 306	6 634
012 MEAT DRIED, SALTED, SMOKED	3 264	5 398	1 819	621 MATERIALS OF RUBBER	209 322	143 235	49 141
014 MEAT PREPD, PRSVD, NES ETC	94 462	78 658	27 312	625 RUBBER TYRES, TUBES	1 030 749	700 121	239 194
022 MILK AND CREAM	1 181 255	217 893	75 486	628 RUBBER ARTICLES NES	92 147	175 799	60 325
023 BUTTER	65 812	26 374	8 933	633 CORK MANUFACTURES	2 447	3 277	1 128
024 CHEESE AND CURD	763 426	687 340	236 405	634 VENEERS, PLYWOOD, ETC	1 091 230	145 266	50 689
025 EGGS, BIRDS, FRESH, PRSVD	22 106	9 604	3 267	635 WOOD MANUFACTURES NES	1 66 725	42 373	14 244
034 FISH FRESH, CHILLED, FROZEN	170 423	62 176	20 988	641 PAPER AND PAPERBOARD	4 865 469	884 162	301 996
035 FISH SALTED, DRIED, SMOKED	1 544	1 286	450	642 ARTICLES OF PAPER ETC	645 204	236 240	81 188
036 SHELL FISH-FRESH, FROZEN	13 638	16 933	5 069	651 TEXTILE YARN AND THREAD	438 502	632 724	216 552
037 FISH ETC PREPD, PRSVD NES	27 350	24 275	8 268	652 COTTON FABRICS, WOVEN	101 330	236 932	80 887
041 WHEAT ETC UNMILLED	15 732 972	722 696	242 729	653 WOVN MAN-MADE FIB FABRIC	95 360	281 262	97 357
042 RICE	7 407	1 350	470	654 OTH WOVEN TEXTILE FABRIC	120 238	178 311	60 442
043 BARLEY UNMILLED	2 906 735	135 250	46 221	655 KNIT ETC FABRICS	20 699	56 557	19 469
044 MAIZE UNMILLED	8 034 426	502 456	168 116	656 LACE, RIBBONS, TULLE, ETC	7 795	44 326	15 231
045 CEREALS NES UNMILLED	890 422	40 414	13 822	657 SPECIAL TEXTILE ETC PROD	128 177	126 016	43 009
046 WHEAT ETC MEAL OR FLOUR	481 771	39 672	13 605	658 TEXTILE ARTICLES NES	13 768	34 775	11 808
047 OTHER CEREAL MEALS, FLOUR	29 344	1 784	612	659 FLOOR COVERINGS, ETC	33 618	17 066	5 877
048 CEREAL ETC PREPARATIONS	1 840 371	285 484	97 951	661 CEMENT ETC BUILDING PHOD	5 982 270	144 301	49 727
054 VEG ETC FRSH, SMPLY PRSVD	3 423 557	356 994	134 992	662 CLAY, REFRACTORY BLDG PRD	2 380 500	109 421	37 412
056 VEGTBLES ETC PRSVD, PREPD	1 576 440	334 076	114 240	663 OTH NONMETAL MINERAL MFS	1 556 703	219 985	75 218
057 FRUIT, NUTS FRESH, DRIED	2 125 719	285 699	99 298	664 GLASS	910 068	117 621	40 184
058 FRUIT PRESERVED, PREPARED	493 378	69 206	23 737	665 GLASSWALL	558 383	170 411	61 377
061 SUGAR AND HONEY	1 855 247	230 647	78 479	666 POTTERY	70 540	37 104	12 899
062 SUGAR PREPS NON-COCCA	89 896	62 753	21 425	667 PEARL, PREC., SEMI-P STONE	76	8 807	2 988
071 COFFEE AND SUBSTITUTES	18 365	13 309	4 374	671 PIG IRON ETC	1 116 981	153 775	52 474
072 COCOA	26 885	27 292	9 321	672 IRON, STL PRIMARY FORMS	1 533 611	120 430	48 421
073 CHOCOLATE AND PRODUCTS	152 207	107 669	37 321	673 IRON AND STEEL SHAPES	5 264 138	602 963	207 956
075 SPICES	10 121	4 335	1 477	674 IRN, STL UNIV. PLATE, SHEET	6 759 304	857 602	293 736
081 FEEDING STUFF FOR ANIMALS	1 943 032	91 690	31 005	675 IRON STEEL HOOP, STRIP	1 563 397	263 016	90 270
091 MARGARINE AND SHORTENING	1 486	376	123	676 RAILWAY RAILS ETC IRN, STL	5 799	1 125	396
098 EDIBLE PRODCTS, PREPS NES	346 131	73 586	25 144	677 IRN, STL WIRE EXCL W ROD	586 311	125 337	42 785
111 NON-ALCOHOL BEVERAGES NES	1 244 517	47 881	16 478	678 IRON, STL TUBES, PIPES, ETC	1 251 205	236 705	80 330
112 ALCOHOLIC BEVERAGES	3 522 704	1 054 275	365 559	679 IRN, STL CASTINGS UNWORKED	70 698	19 149	6 579
121 TOBACCO UNMFGCTD, REFUSE	42 238	34 222	12 051	681 SILVER, PLATINUM, ETC	1 954	139 145	47 095
122 TOBACCO MFRS	58 950	40 341	13 803	682 COPPER EXC CEMENT COPPER	643 306	368 576	125 661
211 HIDES, SKINS, UNDRESSED	67 999	27 485	9 488	683 NICKEL	49 167	67 118	23 100
212 FUR SKINS UNDRESSED	251	3 585	1 183	684 ALUMINIUM	1 176 424	619 856	212 075
222 SEEDS FOR SOFT-FIXED OIL	7 130 833	826 262	287 718	685 LEAD	223 199	31 517	10 667
223 SEEDS FOR OTH FIXED OILS	9 801	1 369	462	686 ZINC	417 854	117 437	39 773
232 NATURAL RUBBER, GUMS	3 010	915	304	687 TIN	225	1 093	360
233 RUBBER, SYNTHETIC, RECLAIMD	952 377	300 236	103 440	689 NON-FER BASE METALS NES	41 861	49 780	16 966
244 CORK RAW AND WASTE	4 526	274	90	691 STRUCTURES AND PARTS NES	629 870	146 292	50 774
245 FUEL WOOD NES, CHARCOAL	63 761	1 604	546	692 METAL TANKS, BOXES, ETC	99 740	62 010	21 205
246 PULPWOOD, CHIPS, WOODWASTE	2 011 950	12 971	4 503	693 WIRE PRODUCTS NON ELECTR	241 479	56 719	19 342
247 OTH WOOD ROUGH, SQUARED	2 429 461	86 298	29 182	694 STL, COPPER NAILS, NUTS, ETC	137 706	64 477	22 163
248 WOOD SHAPED	1 184 064	103 098	35 492	695 TOOLS	35 126	133 735	46 938
251 PULP AND WASTE PAPER	1 125 903	78 602	26 947	696 CUTLERY	2 733	12 204	4 202
261 SILK	16	166	51	697 BASE METAL HOUSEHOLD EQUIP	85 387	82 299	28 322
263 COTTON	40 609	5 686	1 932	699 OTHER METAL MANUFACTURES	296 766	297 062	101 573
265 VEG FIBRE, EXCL COTN JUTE	9 154	3 088	1 043	711 STEAM BOILERS & AUX PLNT	4 188	2 576	839
266 SYNTHETIC FIBRE TO SPIN	124 363	64 130	21 843	712 STEAM ENGINES, TURBINES	735	6 680	2 338
267 OTHER MAN-MADE FIBRES	42 530	10 326	3 532	713 INTRNL COMBUS PISTN ENGN	245 281	415 824	143 307
268 WOOL (EXC TOPS), ANML HAIR	56 180	71 618	23 615	714 ENGINES & MOTORS NES	5 338	202 026	69 650
269 WASTE OF TEXTILE FABRICS	17 152	3 222	1 107	716 ROTATING ELECTRIC PLANT	161 404	223 105	76 363
271 FERTILIZERS, CHUDE	13 338	477	160	718 OTH POWER GENERATG MACHY	7 955	16 452	6 323
273 STONE, SAND AND GRAVEL	79 142 625	95 386	32 948	721 AGRIC MACHY, EXC TRACTORS	164 551	130 230	43 923
274 SULPHUR ETC	7 049	144	50	722 TRACTORS NON-ROAD	40 777	39 204	13 456
277 NATURAL ABRASIVES NES	3 258	167	52	723 CIVIL ENGINEER EQUIP ETC	304 455	237 016	81 534
278 OTHER CRUDE MINERALS	13 394 424	146 050	50 131	724 TEXTILE, LEATHER MACHNRY	36 868	57 733	33 611
281 IRON ORE CONCENTRATES	88 682	393	131	725 PAPER ETC MILL MACHINERY	23 597	53 880	18 501
282 IRON AND STEEL SCRAP	2 496 532	83 041	28 182	726 PRINTG, BKBINDG MACHY, PTS	22 940	46 896	15 881
287 BASE METAL ORES, CONC NES	43 969	16 849	5 848	727 FOOD MACHY NON-DOMESTIC	9 043	15 401	6 618
288 NONFER METAL SCRAP NES	986 910	264 594	90 175	728 OTH MACHY FOR SPCL INDUS	110 477	224 200	77 011
289 PREC METAL ORE, WASTE NES	279	2 622	885	736 MACHINE TOOLS FOR METAL	73 961	133 855	46 457
291 CRUDE ANIMAL MATERIALS NES	70 665	50 506	17 076	737 METALWORKING MACHNRY NES	95 904	79 260	28 347
292 CRUDE VEG MATERIALS NES	191 248	88 509	29 937	741 HEATING, COOLING EQUIPMENT	131 788	233 933	80 308
322 COAL, LIGNITE, PEAT	4 369 936	109 092	38 287	742 PUMPS FOR LIQUIDS ETC	56 206	167 212	56 768
323 BRIQUETS COKE, SEMI-COKE	2 219 858	67 681	22 944	743 PUMPS NES CENTRIFUGES ETC	76 694	155 004	52 998
334 PETROLEUM PRODUCTS, REFIN	13 503 053	1 019 066	350 881	744 MECHANICAL HANDLING EQU	255 219	157 712	54 690
335 RESIDUAL PETRLM PROD NES	2 825 319	163 869	56 237	745 NONELEC MACHY, TOOLS NES	36 822	72 262	24 760
351 ELECTRIC ENERGY, MWH	699 209	55 501	18 092	749 NONELEC MACH PTS, ACC NES	326 527	580 953	199 700
411 ANIMAL OILS AND FATS	169 211	23 192	7 773	751 OFFICE MACHINES	6 452	46 660	16 135
423 FIXED VEG OILS, SOFT	58 990	13 810	4 670	752 AUTOMATIC DATA PROC EQUIP	16 547	612 714	219 419
424 FIXED VEG OIL NONSOFT	25 646	7 856	2 650	759 OFFICE & ADP MCH PTS, ACC	24 075	795 833	273 493
431 PROCESD ANML VEG OIL, ETC	110 777	16 476	5 485	761 TELEVISION RECEIVERS	6 164	20 335	6 990
511 HYDROCARBONS NES, DERIVS	2 080 216	307 489	105 783	762 RADIO BROADCAST RECEIVERS	9 972	85 548	29 580
512 ALCOHOLS PHENOLS, ETC	731 750	201 484	68 977	763 SOUND RECORDERS, PHONOGRPH	2 528	10 610	3 562
513 ORGANIC ACIDS, ETC	1 509 564	365 373	124 851	764 TELECOM EQPT, PTS ACC NES	47 164	394 380	136 518
514 NITROGEN-FUNCTN COMPOUNDS	1 616 697	604 111	207 061	771 ELECTRIC POWER MACHY NES	115 124	118 241	40 307
516 ORG-INORG COMPOUNDS ETC	266 648	194 762	66 421	772 SWITCHGEAR ETC & PTS NES	91 991	486 421	167 697
518 OTHER ORGANIC CHEMICALS	644 446	156 544	52 915	773 ELECTR DISTRIBUTING MACH	119 650	100 072	34 213
522 INORG ELEMENTS, OXIDES, ETC	2 853 590	232 425	78 808	774 ELECTRO-MEDCL, XRAY EQUIP	3 804	55 960	19 276
523 OTHR INORGANIC CHEMICALS	896 473	113 067	38 586	775 HOUSEHOLD TYPE EQUIP NES	175 493	250 514	85 786
524 RADIOACTIVE ETC MATERIAL	13 604	983 433	349 105	776 TRANSISTORS, VALVES, ETC	124 317	718 013	243 697
531 SYNT DYE, NAT INDOG, LAKES	32 380	70 176	24 032	778 ELECTRICAL MACHINERY NES	308 985	469 291	160 646
532 DYES NES, TANNING PRODS	23 611	7 486	2 528	781 PASS MOTOR VEH EXC BUSES	1 530 998	1 867 784	642 623
533 PIGMENTS, PAINTS, ETC	417 573	175 462	60 080	782 LORRIES, SPCL MTR VEH NES	166 770	126 265	43 581
541 MEDICINAL ETC PRODUCTS	124 411	552 202	188 734	783 ROAD MOTOR VEHICLES NES	20 235	25 233	8 564
551 ESSENTIAL OIL, PERFUME, ETC	24 563	89 024	30 277	784 MOTOR VEHCL PTS, ACC NES	1 527 206	1 752 298	698 599
553 PERFUMERY, COSMETICS, ETC	179 804	484 184	166 321	785 MOTOR & OTHER CYCLES ETC	47 383	75 631	26 554
554 SOAPS, CLEANING ETC PREPS	231 196	71 788	24 759	786 VEH NES NONMOTR TRAILERS	160 551	120 814	41 081
562 FERTILIZERS MANUFACTURED	3 716 969	112 401	39 323	791 RAILWAY VEHICLES	74 062	19 464	6 858
572 EXPLOSIVES, PYROTECH PROD	1 507	5 161	1 748	792 AIRCRAFT	43 333	6 295 234	2 080 397
582 PROD OF CONDENSATION ETC	523 447	291 193	99 456	793 SHIPS AND BOATS	166 080	33 250	11 295
583 PROD OF POLYMERIZING ETC	4 313 846	1 096 905	375 191	812 PLUMB, HEATING, LGHTNG EQ	269 580	136 440	46 749
584 CELLULOSE DERIVATIVES ETC	185 645	103 487	36 224	821 FURNITURE	310 988	223 252	76 148
585 PLASTIC MATERIALS NES	150 758	42 222	14 356	831 TRAVEL GOODS, HANDBAGS	6 481	26 454	9 113
591 PESTICIDES, DISINFECTANTS	136 535	174 913	56 949	842 MENS OUTERWEAR NOT KNIT	14 991	80 801	27 375
592 STARCH, INULIN, GLUTEN, ETC	724 443	127 537	43 475	843 WOMENS OUTERWEAR NONKNIT	22 605	297 816	101 201
				844 UNDERWEAR NOT KNIT	1 050	14 205	4 866
				845 OUTERWEAR KNIT NONELASTC	14 553	166 741	57 214

7 IMPORTS AND EXPORTS (SPECIAL TRADE) BY COUNTRIES OF PRODUCTION AND CONSUMPTION AND BY GROUPS OF THE SITC-REV. II 1988

GROUP DESCRIPTION	DT * 100 KG	1 000 DM	1 000 \$	GROUP DESCRIPTION	DT * 100 KG	1 000 DM	1 000 \$
846 UNDERWEAR KNITTED	12 226	132 719	45 047	423 FIXED VEG OILS, SOFT	851 972	186 604	63 637
847 TXLT CLTHNG ACCESSRY NES	3 570	27 179	9 284	424 FIXED VEG OIL NONSOFT	179 542	44 140	14 713
848 HEADGEAR, NONTXLT CLOTHNG	8 928	53 691	18 415	431 PROCD ANML VEG OIL, ETC	494 699	100 884	34 248
851 FOOTWEAR	71 907	269 212	92 294	511 HYDROCARBONS NES, DERIVS	2 017 135	333 098	113 168
871 OPTICAL INSTRUMENTS	707	97 582	33 382	512 ALCOHOLS, PHENOLS, ETC	1 094 765	273 589	92 855
872 MEDICAL INSTRUMENTS NES	8 282	81 010	27 878	513 ORGANIC ACIDS, ETC	1 335 784	347 032	118 175
873 METERS & COUNTERS NES	3 793	12 286	4 256	514 NITROGEN-FUNCT COMPOUNDS	752 257	338 553	115 529
874 MEASURNG, CONTROLNG INSTR	44 673	536 306	183 669	515 ORG-INORG COMPOUNDS ETC	190 617	256 801	87 444
881 PHOTO APPAR & EQUIPT NES	3 950	22 927	7 947	516 OTHER ORGANIC CHEMICALS	549 494	166 987	63 927
882 PHOTO, CINEMA SUPPLIES	92 859	217 404	73 958	522 INORG ELEMNTS, OXIDES, ETC	4 270 017	331 380	113 265
883 DEVELOPED CINEMA FILM	112	2 818	957	523 OTHR INORGANIC CHEMICALS	1 822 846	207 300	70 745
884 OPTICAL GOODS NES	4 904	106 608	36 542	524 RADIOACTIVE ETC MATERIAL	4 787	112 805	39 450
885 WATCHES AND CLOCKS	5 261	57 515	19 785	531 SYNT DYE, NAT INDOGO, LAKES	115 019	199 493	68 176
892 PRINTED MATTER	233 670	134 388	46 821	532 DYES NES, TANNING PRODS	56 624	11 008	3 736
893 ARTICLES OF PLASTIC NES	463 248	387 792	132 516	533 PIGMENTS, PAINTS, ETC	923 532	378 259	129 062
894 TOYS, SPORTING GOODS, ETC	89 495	120 224	41 767	541 MEDICINAL ETC PRODUCTS	75 689	342 831	116 684
895 OFFICE SUPPLIES NES	18 373	35 330	11 979	551 ESSENTL OIL, PERFUME, ETC	6 196	19 681	6 646
896 WORKS OF ART ETC	1 062	30 495	10 410	553 PERFUMERY, COSMETICS, ETC	71 917	92 505	31 926
897 GOLD, SILVER WARE, JEWELRY	326	29 683	10 217	554 SOAPS, CLEANING ETC PREPS	962 020	269 483	91 973
898 MUSICAL INSTRUMENTS, PTS	70 145	210 819	73 413	562 FERTILIZERS MANUFACTURED	3 732 511	141 114	47 436
899 OTHER MANUFACTURED GOODS	37 140	100 041	34 114	572 EXPLOSIVES, PYROTECH PROD	4 278	7 841	2 676
941 ZOO ANIMALS, PETS	116	1 806	625	582 PROD OF CONDENSATION ETC	1 927 143	815 584	278 275
951 WAR FIREARMS, AMMUNITION	1 359	2 276	768	583 PROD OF POLYMERIZING ETC	4 346 743	1 434 815	490 837
961 COIN NONGOLD, NONCURRENT	6	981	349	584 CELLULOSE DERIVATIVES ETC	110 527	84 613	28 695
971 GOLD, NON MONETARY NES	12	20 642	7 680	585 PLASTIC MATERIALS NES	26 537	26 174	8 868
972 GOLD COIN	1	0 229	348	591 PESTICIDES, DISINFECTANTS	448 756	586 246	199 407
				592 STARCH, INULIN, GLUTEN ETC	306 359	98 087	33 618
				598 MISC CHEMICAL PRODS NES	3 465 981	711 076	243 008
				611 LEATHER	21 487	86 503	29 462
EXPORTS	201 358 490	64 000 790	21 842 514	612 LEATHER ETC MANUFACTURES	15 350	46 927	16 041
001 LIVE ANIMALS	148 764	66 564	22 984	613 FUR SKINS TANNED, DRESSED	796	12 066	4 144
011 MEAT FRESH, CHILLD, FROZEN	1 014 164	667 411	229 545	621 MATERIALS OF RUBBER	236 409	135 721	46 390
012 MEAT DRIED, SALTED, SMOKED	11 573	14 918	5 139	625 RUBBER TYRES, TUBES	625 949	387 380	132 960
014 MEAT PREPD, PRSVD, NES ETC	56 511	45 099	15 523	628 RUBBER ARTICLES NES	51 166	123 994	42 411
022 MILK AND CREAM	218 039	20 473	6 895	633 CORK MANUFACTURES	2 567	3 762	1 291
023 BUTTER	76 978	24 669	8 988	634 VENEERS, PLYWOOD, ETC	1 293 148	103 251	35 459
024 CHEESE AND CURD	117 706	86 746	1 201	635 WOOD MANUFACTURES NES	305 643	74 438	25 594
025 EGGS BIRDS, FRESH, PRSVD	12 222	3 436	23 903	641 PAPER AND PAPERBOARD	7 309 841	1 352 938	461 513
034 FISH FRESH, CHILLED, FROZN	151 087	70 568	716	642 ARTICLES OF PAPER ETC	1 042 539	477 631	163 139
035 FISH SALTED, DRIED, SMOKED	662	2 018	2 872	651 TEXTILE YARN AND THREAD	594 664	673 794	195 957
036 SHELL FISH FRESH, FROZEN	10 647	8 379	13 526	652 COTTON FABRICS, WOVEN	218 112	393 703	133 363
037 FISH ETC PREPD PRSVD NES	59 093	39 053	10 176	653 WOYN MAN-MADE FIB FABRIC	132 403	276 552	94 851
041 WHEAT ETC UNMILLED	430 278	28 304	2 228	654 DTH WOVEN TEXTILE FABRIC	10 943	32 717	11 178
042 RICE	28 967	6 544	1 180	655 KNIT ETC FABRICS	65 533	139 816	47 979
043 BARLEY UNMILLED	55 505	3 301	1 182	656 LACE, RIBBONS, TULLE, ETC	8 129	28 310	9 618
044 MAIZE UNMILLED	23 875	3 365	35	657 SPECIAL TEXTILE ETC PROD	310 269	356 463	121 562
045 CEREALS NES UNMILLED	706	106	6 872	658 TEXTILE ARTICLES NES	40 046	80 701	29 880
046 WHEAT ETC MEAL OR FLOUR	207 084	20 119	4 660	659 FLOOR COVERINGS ETC	83 907	104 619	35 839
047 OTHER CEREAL MEALS, FLOUR	208 703	14 003	69 352	661 CEMENT ETC BUILDING PROD	1 451 036	32 228	11 184
048 CEREAL ETC PREPARATIONS	563 288	202 242	11 180	662 CLAY, REFRACTORY BLDG PRD	2 578 629	316 255	107 942
064 VEG ETC FRSH, SMPLY PRSVD	216 954	34 105	11 899	663 DTH NONMETAL MINERAL MFS	3 219 418	349 149	119 203
056 VEGTBLES ETC PRSVD, PREPD	181 284	41 175	23 679	664 GLASS	856 572	218 875	78 081
057 FRUIT, NUTS, FRESH, DRIED	194 810	70 441	42 200	665 GLASSWARE	1 535 922	199 355	68 201
058 FRUIT PRESERVED, PREPARED	301 968	124 651	7 159	666 POTTERY	93 808	88 324	30 229
061 SUGAR AND HONEY	105 876	20 294	4 697	667 PEARL, PREC-, SEMI-P STONE	33	16 801	5 758
062 SUGAR PREPS NON-COCOA	24 394	13 672	79 138	671 PIG IRON ETC	4 776 756	299 644	102 099
071 COFFEE AND SUBSTITUTES	161 780	235 318	68 969	672 IRON, STL PRIMARY FORMS	4 400 077	732 287	128 010
072 COCOA	198 534	200 533	38 560	673 IRON AND STEEL SHAPES	5 855 036	688 565	236 439
073 CHOCOLATE AND PRODUCTS	193 809	111 805	1 088	674 IRN, STL UNIV. PLATE, SHEET	5 342 276	611 424	209 019
074 TEA AND MATE	2 096	3 201	5 158	675 IRON, STEEL HOOP, STRIP	1 926 644	213 175	106 659
075 SPICES	7 765	15 485	33 746	676 RAILWAY RAILS ETC IRN, STL	21 672	2 546	862
081 FEEDING STUFF FOR ANMLs	1 213 601	99 265	17 788	677 IRN, STL WIRE EXCL W ROD	649 771	103 483	35 183
091 MARGARINE AND SHORTENING	228 198	51 994	27 449	678 IRN, STL TUBES, PIPES, ETC	1 353 194	313 713	107 606
098 EDIBLE PRODUCTS, PREPS NES	286 773	80 313	8 789	679 IRN, STL CASTINGS UNWORKE	191 922	57 748	19 708
111 NON-ALCOHL BEVERAGES NES	217 321	25 661	20 740	681 SILVER, PLATINUM, ETC	643	61 040	20 611
112 ALCOHOLIC BEVERAGES	395 331	60 967	741	682 COPPER EXC CEMENT COPPER	647 935	450 873	153 932
121 TOBACCO UNMNFCTRD, REFUSE	31 893	2 241	45 328	683 NICKEL	48 057	84 978	28 946
122 TOBACCO MFRS	82 922	189 530	6 276	684 ALUMINIUM	1 386 945	781 621	266 702
211 HIDES, SKINS, UNDRESSED	54 384	15 617	859	685 LEAD	95 151	14 329	4 837
212 FUR SKINS UNDRESSED	990	2 590	922	686 ZINC	251 866	71 066	24 132
222 SEEDS FOR SOFT-FIXED OIL	15 312	2 677	933	687 TIN	2 842	7 831	2 754
223 SEEDS FOR OTH FIXED OILS	14 885	2 744	1 323	689 NON-FER BASE METALS NES	7 546	26 679	8 983
232 NATURAL RUBBER, GUMS	13 801	3 767	49 946	691 STRUCTURES AND PARTS NES	719 788	269 390	92 791
233 RUBBER, SYNTHETIC, RECLAIMD	594 097	146 359	77	692 METAL TANKS, BOXES, ETC	189 800	99 167	33 635
245 FUEL WOOD NES CHARCOAL	1 047	227	4 827	693 WIRE PRODUCTS NON ELECTR	583 058	105 380	37 421
246 PULPWOOD, CHIPS, WOODWASTE	1 232 077	14 079	2 691	694 STL, COPPR NAILS, NUTS, ETC	206 560	153 944	52 459
247 OTH WOOD ROUGH, SQUARED	192 002	7 793	27 418	695 TOOLS	100 741	340 406	116 689
248 WOOD SHAPED	1 016 930	79 486	17 470	696 CUTLERY	22 866	102 724	34 964
251 PULP AND WASTE PAPER	1 216 913	51 522	358	697 BASE MTL HOUSEHOLD EQUIP	152 206	136 947	46 929
261 SILK	231	1 092	18 681	699 OTHER METAL MANUFACTURES	663 476	677 624	231 126
263 COTTON	171 506	55 970	53	700 INDUSTRIAL PLANT, CHAP 84	4 027	9 295	3 186
264 JUTE, OTH TEX BAST FIBRES	1 597	151	99	711 STEAM BOILERS & AUX PLNT	6 466	6 439	2 217
265 VEG FIBRE, EXCL COTN JUTE	620	303	60 739	712 STEAM ENGINES, TURBINES	2 911	24 820	8 542
266 SYNTHETIC FIBRE TO SPIN	366 902	176 633	9 619	713 INTRNL COMBUS PISTN ENGN	407 806	641 264	219 009
267 OTHER MAN-MADE FIBRES	80 386	27 970	4 507	714 ENGINES & MOTORS NES	2 928	241 588	81 586
268 WOOL (EXC TOPS), ANML HAIR	7 303	13 270	6 206	716 ROTATING ELECTRIC PLANT	104 448	224 257	76 671
269 WASTE OF TEXTILE FABRICS	142 738	15 167	196	718 OTH POWER GENERATG MACHY	35 424	480 939	172 135
271 FERTILIZERS CRUDE	28 275	602	3 610	721 AGRIC MACHY, EXC TRACTORS	435 233	452 806	153 511
273 STONE, SAND AND GRAVEL	2 763 827	10 510	4 832	722 TRACTORS NON-ROAD	355 672	379 409	129 282
274 SULPHUR ETC	299 869	14 304	488	723 CIVIL ENGINEER EQUIP ETC	412 405	328 551	113 249
277 NATURAL ABRASIVES NES	20 576	1 404	34 732	724 TEXTILE, LEATHER MACHNRY	97 434	362 926	124 328
278 OTHER CRUDE MINERALS	15 653 213	102 090	91	725 PAPER ETC MILL MACHINERY	46 993	153 251	53 188
281 IRON ORE, CONCENTRATES	51 036	261	19 184	726 PRINTG, BKBINDG MACHY, PTS	64 952	292 024	100 499
282 IRON AND STEEL SCRAP	1 687 570	56 513	15 498	727 FOOD MACHRY NON-DOMESTIC	19 990	76 266	26 174
287 BASE METAL ORES, CONC NES	659 930	45 594	22 723	728 OTH MACHY FOR SPCL INDUS	327 251	815 720	282 829
288 NONFER METAL SCRAP NES	1 237 938	67 839	59	736 MACHINE TOOLS FOR METAL	146 872	454 815	157 955
289 PREC METAL ORE, WASTE NES	55	174	21 943	737 METALWORKING MACHNRY NES	162 959	134 953	46 427
291 CRUDE ANIMAL MTRIALS NES	516 735	63 602	31 637	741 HEATING, COOLING EQUIPMNT	164 935	341 509	117 737
292 CRUDE VEG MATERIALS NES	99 057	94 133	291 908	742 PUMPS FOR LIQUIDS ETC	104 036	452 946	155 843
322 CCAL, LIGHTIE, PEAT	31 586 321	858 737	180 516	743 PUMPS NES, CENTRIFUGES ETC	174 416	424 314	145 694
323 BRIQUETS, COKE, SEMI-COKE	15 331 910	535 349	58	744 MECHANICAL HANDLING EQU	355 547	469 086	161 192
333 CRUDE PETROLEUM	2 712	147	138 110	745 NONELEC MACHY, TOOLS NES	129 864	480 302	185 574
334 PETROLEUM PRODUCTS, REFIN	5 620 528	418 913	52 632	746 NONELEC MACH PTL, ACC NES	544 135	1 141 877	390 037
335 RESIDUAL PETRLM PROD NES	2 858 252	154 257	12 291	751 OFFICE MACHINES	46 117	290 360	95 965
351 ELECTRIC ENERGY, MWH	306 500	36 955	8 423	752 AUTOMATIC DATA PROC EQUIP	61 585	1 137 111	387 924
411 ANIMAL OILS AND FATs	207 066	25 116					

7 IMPORTS AND EXPORTS (SPECIAL TRADE) BY COUNTRIES OF PRODUCTION AND CONSUMPTION AND BY GROUPS OF THE SITC-REV. 11 1985

GROUP DESCRIPTION	DT = 100 KG	1 000 DM	1 000 \$	GROUP DESCRIPTION	DT = 100 KG	1 000 DM	1 000 \$
759 OFFICE & ADP MCH PTS, ACC	30 403	1 118 370	384 725	263 COTTON	13 840	1 382	471
761 TELEVISION RECEIVERS	64 026	202 648	70 511	264 JUTE, OTH TEX BAST FIBRES	19 422	1 275	437
762 RADIO BROADCAST RECEIVERS	16 875	92 680	31 591	265 VEG FIBRE, EXCL COTN JUTE	31 963	11 252	3 796
763 SOUND RECORDERS, PHONOGRAPHS	38 048	377 478	131 978	266 SYNTHETIC FIBRE TO SPIN	67 761	26 131	8 965
764 TELECOM EQPT, PTS, ACC NES	55 955	473 699	166 335	267 OTHER MAN-MADE FIBRES	50 312	9 179	3 137
771 ELECTRIC POWER MACHY NES	58 709	179 769	61 943	268 WOOL (EXC TOPS), ANML HAIR	41 234	53 292	17 778
772 SWITCHGEAR ETC & PTS NES	109 852	1 125 496	382 826	269 WASTE OF TEXTILE FABRICS	23 192	1 371	477
773 ELECTR DISTRIBUTING MACH	164 727	180 215	61 763	271 FERTILIZERS, CRUDE	23 999	2 115	733
774 ELECTRO-MEDCL, XRAY EQUIP	5 674	118 045	40 634	273 STONE, SAND AND GRAVEL	7 446 355	23 701	8 205
775 HOUSEHOLD TYPE EQUIP NES	543 921	664 200	228 726	274 SULPHUR ETC	37 869	869	300
776 TRANSISTORS, VALVES, ETC	73 297	681 969	228 993	277 NATURAL ABRASIVES NES	78	9 841	3 302
778 ELECTRICAL MACHINERY NES	384 934	804 754	275 828	278 OTHER CRUDE MINERALS	10 656 169	74 663	25 470
781 PASS MOTOR VEH EXC BUSES	1 853 589	3 199 636	1 095 717	281 IRON ORE, CONCENTRATES	221 176	286	99
782 LORRIES, SPCL MTR VEH NES	610 422	710 227	243 378	282 IRON AND STEEL SCRAP	1 028 681	55 991	18 997
783 ROAD MOTOR VEHICLES NES	238 854	342 734	115 551	287 BASE METAL DRES, CONC NES	39 466	35 006	12 002
784 MOTOR VEHCL PTS, ACC NES	1 539 849	1 997 215	684 063	288 NONFERR METAL SCRAP NES	490 168	104 237	35 873
785 MOTOR & OTHER CYCLES ETC	39 662	60 242	20 858	289 PREC METAL ORE, WASTE NES	463	12 684	4 339
786 VEH NES NONMOTR, TRAILERS	291 644	225 879	77 210	291 CRUDE ANIMAL MTRIALS NES	91 460	12 434	4 286
791 RAILWAY VEHICLES	49 286	21 086	7 362	292 CRUDE VEG MATERIALS NES	149 654	47 822	16 487
792 AIRCRAFT	56 956	7 909 612	2 641 829	322 COAL, LIGNITE, PEAT	4 284 687	76 377	26 150
793 SHIPS AND BOATS	64 208	22 660	7 863	323 BRIQUETS, COKE, SEMI-COKE	2 319 731	66 038	22 537
812 PLUMBG, HEATNG, LGHTNG EQU	274 435	231 284	79 737	334 PETROLEUM PRODUCTS, REFIN	24 169 858	1 687 799	671 868
821 FURNITURE	884 689	610 104	210 386	335 RESIDUAL PETRLM PROD NES	1 727 752	113 336	39 077
831 TRAVEL GOODS, HANDBAGS	29 728	42 560	14 672	351 ELECTRIC ENERGY, MWH	2 729	33 252	11 382
842 MENS OUTERWEAR NOT KNIT	11 179	100 637	34 422	411 ANIMAL OILS AND FATS	107 492	14 923	5 040
843 WOMENS OUTERWEAR NONKNIT	14 560	181 090	64 545	423 FIXED VEG OILS, SOFT	359 961	72 967	24 452
844 UNDERWEAR NOT KNIT	2 971	18 926	6 521	424 FIXED VEG OIL NONSOFT	44 582	10 977	3 590
845 UNDERWEAR KNIT NONELASTC	8 954	85 534	29 133	431 PROCESD ANML VEG OIL, ETC	307 554	48 208	16 384
846 UNDERWEAR KNITTED	9 469	58 160	19 894	311 HYDROCARBONS NES, DERIVS	2 792 471	319 462	110 622
847 TXTL CLTHNG ACCSRY NES	5 506	45 330	15 604	512 ALCOHOLS, PHENOLS, ETC	856 653	98 725	34 000
848 HEADGEAR, NONTXTL CLOTHNG	6 063	49 218	16 936	513 ORGANIC ACIDS, ETC	1 030 944	202 196	68 735
851 FOOTWEAR	21 108	101 960	34 982	514 NITROGEN-FUNCTN COMPOUNDS	617 081	213 546	73 083
871 OPTICAL INSTRUMENTS	2 357	201 705	71 921	515 ORG-INORG COMPOUNDS ETC	636 683	289 669	98 305
872 MEDICAL INSTRUMENTS NES	30 837	163 768	56 050	516 OTHER ORGANIC CHEMICALS	873 344	134 423	46 199
873 METERS & COUNTERS NES	8 580	27 925	9 571	522 INORG ELEMNTS, OXIDES, ETC	3 490 165	230 666	78 797
874 MEASURNG, CONTROLNG INSTR	67 134	970 651	333 289	523 OTHER INORGANIC CHEMICALS	2 073 385	140 468	48 207
881 PHOTO APPAR & EQUIPT NES	18 717	156 025	53 284	524 RADIOACTIVE ETC MATERIAL	171	34 624	12 715
882 PHOTO, CINEMA SUPPLIES	109 193	271 434	92 701	531 SYNT DYE, NAT INDGO, LAKES	20 949	30 617	10 557
883 DEVELOPED CINEMA FILM	39	636	183	532 DYES NES, TANNING PRODS	739	1 108	369
884 OPTICAL GOODS NES	1 467	67 482	22 925	533 PIGMENTS, PAINTS, ETC	460 597	197 033	67 441
885 WATCHES AND CLOCKS	12 815	134 908	45 991	541 MEDICINAL ETC PRODUCTS	48 023	307 507	104 908
892 PRINTED MATTER	1 254 061	607 774	207 613	551 ESSENTL OIL, PERFUME, ETC	3 179	7 521	2 701
893 ARTICLES OF PLASTIC NES	770 912	745 538	254 758	553 PERFUMERY, COSMETICS, ETC	69 239	58 771	19 784
894 TOYS, SPORTING GOODS, ETC	125 929	257 431	89 115	554 SOAPS, CLEANING ETC PREPS	428 468	93 175	31 803
895 OFFICE SUPPLIES NES	31 290	105 305	35 931	562 FERTILIZERS MANUFACTURED	10 335 428	257 098	88 188
896 WORKS OF ART ETC	457	41 326	14 078	572 EXPLOSIVES, PYROTECH PROD	2 499	5 664	1 921
897 GOLD, SILVER WARE, JEWELRY	1 699	67 199	23 173	582 PROD OF CONDENSATION ETC	1 071 476	522 999	179 239
898 MUSICAL INSTRUMENTS, PTS	99 884	333 063	115 041	583 PROD OF POLYMERIZING ETC	5 430 402	1 349 402	463 795
899 OTHER MANUFACTURED GOODS	69 674	134 222	45 953	584 CELLULOSE DERIVATIVES ETC	95 625	73 417	25 086
941 ZOO ANIMALS, PETS	149	690	239	585 PLASTIC MATERIALS NES	41 902	8 194	2 806
951 WAR FIREARMS, AMMUNITION	443	4 935	1 708	591 PESTICIDES, DISINFECTANTS	31 888	42 079	14 066
971 GOLD, NON MONETARY NES	46	11 971	4 108	592 STARCH, INULIN GLUTEN, ETC	228 502	73 683	25 315
972 GOLD COIN	1	2 861	1 036	598 MISC CHEMICAL PRODS NES	2 798 309	481 633	164 809
				611 LEATHER	8 788	40 399	13 674
BELGIUM LUX				612 LEATHER ETC MANUFACTURES	2 907	4 383	1 504
IMPORTS	161 811 128	29 111 964	9 979 459	613 FUR SKINS TANNED, DRESSED	4 831	26 327	9 043
001 LIVE ANIMALS	90 390	43 347	14 576	621 MATERIALS OF RUBBER	187 375	101 134	34 751
011 MEAT FRESH, CHILLED, FROZEN	610 432	317 384	108 924	625 RUBBER TYRES, TUBES	421 247	286 082	98 325
012 MEAT DRIED, SALTED, SMOKED	29 821	27 226	9 375	628 RUBBER ARTICLES NES	20 003	39 972	13 586
014 MEAT PREPD, PRSVD, NES ETC	161 549	108 258	37 228	634 VENEERS PLYWOOD, ETC	1 553 963	120 188	40 916
022 MILK AND CREAM	1 185 743	175 842	61 043	635 WOOD MANUFACTURES NES	82 082	34 484	11 874
023 BUTTER	49 565	25 003	8 713	641 PAPER AND PAPERBOARD	1 526 838	483 035	164 217
024 CHEESE AND CURD	17 054	13 591	4 550	642 ARTICLES OF PAPER ETC	222 524	94 709	32 254
025 EGGS, BIRDS, FRESH, PRSVD	230 344	51 369	17 436	651 TEXTILE YARN AND THREAD	368 919	340 773	116 449
034 FISH FRESH, CHILLED, FROZEN	24 050	12 033	4 201	652 COTTON FABRICS, WOVEN	50 343	95 042	32 849
035 FISH SALTED, DRIED, SMOKED	581	385	123	653 WOVN MAN-MADE FIB FABRIC	105 546	214 388	73 601
036 SHELL FISH FRESH, FROZEN	1 810	4 373	1 501	654 OTH WOVEN TEXTILE FABRIC	29 079	50 017	16 898
037 FISH ETC PREPD PRSVD NES	6 221	8 163	2 859	655 KNIT ETC FABRICS	13 711	28 336	9 755
041 WHEAT ETC UNMILLED	836 878	37 270	12 916	656 LACE, RIBBONS, TULLE, ETC	8 622	14 475	4 942
042 RICE	210 941	63 541	21 558	657 SPECIAL TEXTILE ETC PROD	211 639	216 987	74 221
043 BARLEY UNMILLED	279 176	12 613	4 271	658 TEXTILE ARTICLES NES	21 403	38 611	13 215
044 MAIZE UNMILLED	2 031	202	69	659 FLOOR COVERINGS ETC	998 162	607 567	207 698
045 CEREALS NES UNMILLED	34 592	1 811	656	661 CEMENT ETC BUILDING PROD	5 401 289	77 887	26 926
046 WHEAT ETC MEAL OR FLOUR	165 824	10 304	3 455	662 CLAY REFRACTORY BLOG PRD	812 610	59 911	20 596
047 OTHER CEREAL MEALS, FLOUR	12 699	890	295	663 OTH NONMETAL MINERAL MFS	1 364 284	119 775	41 169
048 CEREAL ETC PREPARATIONS	633 324	124 581	42 824	664 GLASS	2 118 412	270 208	92 889
054 VEG ETC FRSH, SMPLY PRSVD	1 475 512	213 660	73 194	665 GLASSWARE	430 832	59 763	20 355
056 VEGETABLES ETC PRSVD, PREPD	905 464	108 812	36 788	666 POTTERY	18 073	24 387	8 371
057 FRUIT, NUTS, FRESH, DRIED	254 592	33 588	11 526	667 PEARL, PREC., SEMI-P STONE			
058 FRUIT PRESERVED, PREPARED	218 844	53 887	18 352	671 PIG IRON ETC	211 917	114 118	38 538
061 SUGAR AND HONEY	1 145 697	104 450	34 940	672 IRON, STL PRIMARY FORMS	6 299 326	697 090	204 587
062 SUGAR PREPS NON-COCCA	44 929	19 597	6 701	673 IRON AND STEEL SHAPES	7 805 438	672 448	230 265
071 COFFEE AND SUBSTITUTES	18 182	36 204	12 627	674 IRN, STL UNIV. PLATE, SHEET	9 761 767	1 093 642	374 646
072 COCOA	15 533	13 121	4 268	675 IRON, STEEL HOOP, STRIP	2 527 297	243 934	83 973
073 CHOCOLATE AND PRODUCTS	222 556	151 964	52 232	676 RAILWY RAILS ETC IRN, STL	15 571	3 792	1 292
081 TEA AND MATE	135	172	56	677 IRN, STL WIRE EXCL W ROD	905 391	192 542	65 420
081 FEEDING STUFF FOR ANIMALS	969 733	63 269	21 447	678 IRON, STL TUBES, PIPES, ETC	728 675	101 883	35 045
081 MARGARINE AND SHORTENING	151 169	35 347	12 154	679 IRN, STL CASTINGS UNWORKE	30 491	8 163	2 837
090 EDIBLE PRODUCTS, PREPS NES	332 092	86 576	30 259	681 SILVER, PLATINUM, ETC	593	42 375	14 066
111 NON-ALCOHL BEVERAGES NES	144 075	10 232	3 561	682 COPPER EXC CEMENT COPPER	1 488 654	745 942	256 291
112 ALCOHOLIC BEVERAGES	111 213	12 818	4 403	683 NICKEL	6 716	12 220	4 230
121 TOBACCO UNMNFCTRD, REFUSE	2 539	602	212	684 ALUMINIUM	610 030	303 492	103 140
122 TOBACCO MFRS	31 103	61 377	21 118	685 LEAD	212 744	35 932	12 247
211 HIDES, SKINS, UNDRESSED	62 643	29 462	10 100	686 ZINC	696 636	180 118	61 319
212 FUR SKINS UNDRESSED	82	662	216	687 TIN	6 381	15 272	5 266
222 SEEDS FOR SOFT-FIXED OIL	10 224	1 023	386	689 NON-FER BASE METALS NES	28 276	31 099	10 537
223 SEEDS FOR OTH FIXED OIL	102 579	10 616	3 633	691 STRUCTURES AND PARTS NES	420 271	128 029	44 257
232 NATURAL RUBBER, GUMS	912	420	137	692 METAL TANKS, BOXES ETC	279 310	101 544	35 371
233 RUBBER, SYNTHETIC, RECLAIMD	250 038	99 542	34 187	693 WIRE PRODUCTS NON ELECTR	693 642	166 906	56 722
246 PULPWOOD CHIPS, WOODWASTE	418 059	2 978	1 048	694 STL, COPPR NAILS, NUTS, ETC	112 901	27 677	9 469
247 OTH WOOD ROUGH, SQUARED	3 266 544	69 176	23 887	695 TOOLS	50 145	135 325	46 186
248 WOOD SHAPED	161 139	13 524	4 666	696 CUTLERY	538	2 344	752
251 PULP AND WASTE PAPER	1 237 399	74 565	25 388	697 BASE MTL HOUSEHOLD EQUIP	35 083	39 303	13 694
				699 OTHER METAL MANUFACTURES	184 280	130 215	44 705
				711 STEAM BOILERS & AUX PLNT	3 236	2 865	984

7 IMPORTS AND EXPORTS (SPECIAL TRADE) BY COUNTRIES OF PRODUCTION AND CONSUMPTION AND BY GROUPS OF THE SITC-REV. II 1985

GROUP DESCRIPTION	DT * 100 KG	1 000 DM	1 000 \$	GROUP DESCRIPTION	DT * 100 KG	1 000 DM	1 000 \$
712 STEAM ENGINES, TURBINES	1 742	4 222	1 486	071 COFFEE AND SUBSTITUTES	127 310	170 198	58 171
713 INTERNAL COMBUSTION PISTON ENGINES	13 072	36 410	12 307	072 COCOA	61 190	74 076	26 009
714 ENGINES & MOTORS NES	824	31 650	11 309	073 CHOCOLATE AND PRODUCTS	125 159	62 257	23 478
716 ROTATING ELECTRIC PLANT	10 144	35 324	12 216	074 TEA AND MATE	1 246	1 978	676
718 OTH POWER GENERATING MACH	2 551	3 418	1 193	075 SPICES	4 834	4 912	1 666
721 AGRIC MACH, EXC TRACTORS	59 377	54 637	18 484	081 FEEDING STUFF FOR ANIMALS	1 400 578	108 397	37 392
722 TRACTORS NON-ROAD	2 347	2 803	966	091 MARGARINE AND SHORTENING	239 530	42 408	14 414
723 CIVIL ENGINEERING EQUIP ETC	220 684	219 135	75 026	098 EDIBLE PRODUCTS, PREPS NES	253 089	75 173	25 582
724 TEXTILE, LEATHER MACHINERY	29 409	64 508	22 300	111 NON-ALCOHOLIC BEVERAGES NES	532 683	43 884	14 888
725 PAPER ETC MILL MACHINERY	12 219	14 934	5 040	112 ALCOHOLIC BEVERAGES	152 355	35 449	12 194
726 PRINTING, BOOKBINDING MACH, PTS	9 192	29 226	10 395	121 TOBACCO UNMANUFACTURED, REFUSE	4 149	2 480	848
727 FOOD MACHINERY NON-DOMESTIC	1 649	4 944	1 688	122 TOBACCO MFERS	38 191	71 580	24 532
728 OTH MACH FOR SPCL INDUS	63 721	97 197	33 306	211 HIDES, SKINS, UNDERESSED	49 061	20 042	6 889
736 MACHINE TOOLS FOR METAL	52 748	60 573	21 249	212 FUR SKINS UNDERESSED	692	7 684	2 548
737 METALWORKING MACHINERY NES	149 158	57 189	19 941	222 SEEDS FOR SOFT/FIXED OIL	294 384	32 004	11 588
741 HEATING, COOLING EQUIPMENT	50 235	52 794	18 112	223 SEEDS FOR OTH FIXED OILS	4 706	979	336
742 PUMPS FOR LIQUIDS ETC	6 819	18 219	6 183	232 NATURAL RUBBER, GUMS	3 588	966	322
743 PUMPS NES, CENTRIFUGES ETC	60 169	113 729	38 995	233 RUBBER, SYNTHETIC, RECLAIMED	439 611	97 078	33 110
744 MECHANICAL HANDLING EQUIP	78 041	73 543	25 410	245 FUEL WOOD NES, CHARCOAL	7 913	840	263
745 NONELEC MACH, TOOLS NES	13 842	29 919	10 265	246 PULPWOOD, CHIPS, WOODWASTE	1 033 873	11 803	4 025
749 NONELEC MACH PTS, ACC NES	76 343	137 940	47 365	247 OTH WOOD ROUGH, SQUARED	126 684	5 845	1 992
751 OFFICE MACHINES	3 229	15 650	5 366	248 WOOD SHAPED	802 828	43 522	14 922
752 AUTOMATIC DATA PROC EQUIP	6 357	97 904	33 596	251 PULP AND WASTE PAPER	126 408	19 938	6 750
759 OFFICE & ADP MCH PTS, ACC	7 351	120 588	41 724	261 SILK	71	281	93
761 TELEVISION RECEIVERS	32 385	107 815	36 709	263 COTTON	37 562	12 069	4 128
762 RADIO BROADCAST RECEIVERS	2 143	6 446	2 355	264 JUTE, OTH TEXTILE BAST FIBRES	7 541	279	99
763 SOUND RECORDERS, PHONOGRAPHS	6 427	41 564	15 002	265 VEG FIBRE, EXCL COTN JUTE	4 221	639	219
764 TELECOM EQUIP, PTS, ACC NES	25 287	141 932	48 953	266 SYNTHETIC FIBRE TO SPIN	316 960	157 570	53 829
771 ELECTRIC POWER MACH NES	17 310	41 713	14 266	267 OTHER MAN-MADE FIBRES	105 017	34 673	11 825
772 SWITCHGEAR ETC & PTS NES	16 199	160 891	55 272	268 WOOD (EXC TOPS), ANIMAL HAIR	42 344	22 717	7 734
773 ELECTRIC DISTRIBUTING MACH	130 486	87 253	30 052	269 WASTE OF TEXTILE FABRICS	302 534	27 403	9 374
774 ELECTRO-MECHANICAL, XRAY EQUIP	701	9 471	3 253	271 FERTILIZERS, CRUDE	285 870	2 805	949
775 HOUSEHOLD TYPE EQUIP NES	19 023	31 698	10 670	273 STONE, SAND AND GRAVEL	14 732 751	23 642	8 155
776 TRANSISTORS, VALVES, ETC	8 975	21 639	7 485	274 SULPHUR ETC	311 064	14 298	4 916
778 ELECTRICAL MACHINERY NES	250 250	367 277	125 629	277 NATURAL ABRASIVES NES	48 263	1 953	683
781 PASS MOTOR VEH EXC BUSES	3 071 047	4 569 482	1 574 528	278 OTHER CRUDE MINERALS	21 951 567	73 594	25 156
782 LORRIES, SPECIAL MOTOR VEH NES	152 635	171 693	58 756	281 IRON ORE, CONCENTRATES	103 592	174	61
783 ROAD MOTOR VEHICLES NES	11 980	15 745	5 305	282 IRON AND STEEL SCRAP	5 623 947	188 599	63 777
784 MOTOR VEHICLES PTS, ACC NES	798 262	534 485	182 673	287 GASE METAL ORES, CONC NES	746 420	60 210	23 251
785 MOTOR & OTHER CYCLES ETC	12 274	18 532	6 298	288 NONFERR METAL SCRAP NES	1 072 055	110 836	37 195
786 VEH NES NONMOTOR, TRAILERS	51 641	38 805	13 331	289 PREC METAL ORE, WASTE NES	1 342	2 961	1 006
791 RAILWAY VEHICLES	7 430	3 272	1 174	291 CRUDE ANIMAL MATERIALS NES	396 304	26 470	9 124
792 AIRCRAFT	1 911	40 288	13 039	292 CRUDE VEG MATERIALS NES	47 005	26 409	8 090
793 SHIPS AND BOATS	77 241	9 402	3 369	322 COAL, LIGNITE, PEAT	23 151 153	593 024	201 713
812 PLUMBING, HEATING, LIGHTING EQUIP	309 411	131 325	45 168	323 BRIQUETS, COKE, SEMI-COKE	20 177 103	733 711	250 273
821 FURNITURE	300 751	284 756	97 761	334 PETROLEUM PRODUCTS, REFIN	6 058 544	431 622	145 797
831 TRAVEL GOODS, HANDBAGS	15 395	20 733	7 240	335 RESIDUAL PETROLEUM PROD NES	1 529 487	96 705	33 220
842 MENS OUTERWEAR NOT KNIT	23 777	111 365	37 805	351 ELECTRICAL ENERGY, MWH	2 518 313	241 307	81 881
843 WOMENS OUTERWEAR NONKNIT	15 361	110 802	37 939	411 ANIMAL OILS AND FATS	80 568	9 046	3 101
844 UNDERWEAR NOT KNIT	807	3 740	1 249	423 FIXED VEG OILS, SOFT	427 752	77 008	26 874
845 OUTERWEAR KNIT NONELASTIC	5 839	39 571	13 875	424 FIXED VEG OIL NONSOFT	54 215	13 802	4 742
846 UNDERWEAR KNITTED	1 497	12 702	4 276	431 PROCESSED ANIMAL VEG OIL, ETC	280 669	61 118	20 562
847 TEXTILE CLOTHING ACCESSORIES NES	2 583	13 015	4 532	511 HYDROCARBONS NES, DERIVS	5 840 057	836 531	281 204
848 HEADGEAR, NONTEXTILE CLOTHING	11 750	35 473	11 991	512 ALCOHOLS, PHENOLS, ETC	775 814	142 874	48 534
851 FOOTWEAR	3 605	7 804	2 680	513 ORGANIC ACIDS, ETC	626 766	131 047	44 624
871 OPTICAL INSTRUMENTS	213	2 511	863	514 NITROGEN-FUNCTION COMPOUNDS	563 703	180 763	61 446
872 MEDICAL INSTRUMENTS NES	4 570	30 142	10 369	515 ORGANIC INORGANIC COMPOUNDS ETC	113 548	111 304	38 052
873 METERS & COUNTERS NES	174	896	299	516 OTHER ORGANIC CHEMICALS	1 445 102	282 436	95 971
874 MEASURING, CONTROLLING INSTR	23 860	83 766	28 937	522 INORGANIC ELEMENTS, OXIDES, ETC	4 987 704	212 256	72 580
881 PHOTO APPAR & EQUIP NES	4 218	27 218	9 515	523 OTHER INORGANIC CHEMICALS	2 631 686	156 561	53 303
882 PHOTO, CINEMA SUPPLIES	203 892	503 959	176 549	524 RADIOACTIVE ETC MATERIAL	321	32 418	12 169
883 DEVELOPED CINEMA FILM	13	179	63	531 SYNT DYE, NAT INDGO, LAKES	38 003	82 225	28 139
884 OPTICAL GOODS NES	107	5 237	1 826	532 DYES NES, TANNING PRODS	13 164	2 794	959
885 WATCHES AND CLOCKS	2 469	7 989	2 760	533 PIGMENTS, PAINTS, ETC	615 103	252 332	86 114
892 PRINTED MATTER	84 843	73 488	25 344	541 MEDICINAL ETC PRODUCTS	61 882	388 736	132 987
893 ARTICLES OF PLASTIC NES	335 976	253 450	86 870	551 ESSENTIAL OIL, PERFUME, ETC	5 524	12 784	4 327
894 TOYS, SPORTING GOODS, ETC	20 808	44 432	15 462	553 PERFUMERY, COSMETICS, ETC	183 194	61 685	21 019
895 OFFICE SUPPLIES NES	5 203	7 381	2 578	554 SOAPS, CLEANING ETC PREPS	702 668	167 904	57 477
896 WORKS OF ART ETC	346	7 463	2 515	562 FERTILIZERS MANUFACTURED	13 853 024	365 856	122 742
897 GOLD, SILVER WARE, JEWELRY	38	7 030	2 420	572 EXPLOSIVES, PYROTECH PROD	13 983	7 205	2 480
898 MUSICAL INSTRUMENTS, PTS	6 508	34 638	12 062	582 PROD OF CONDENSATION ETC	1 142 591	363 368	123 806
899 OTHER MANUFACTURED GOODS	16 351	30 631	10 428	583 PROD OF POLYMERIZING ETC	2 878 688	762 312	260 012
941 ZOO ANIMALS, PETS	513	474	163	584 CELLULOSE DERIVATIVES ETC	66 029	44 246	15 135
951 WAR FIREARMS, AMMUNITION	302	2 784	931	585 PLASTIC MATERIALS NES	9 154	5 729	1 926
971 GOLD, NON MONETARY NES	267	26 961	9 226	591 PESTICIDES, DISINFECTANTS	66 992	66 160	21 564
972 GOLD COIN		250	88	592 STARCH, INULIN, GLUTEN, ETC	147 852	66 489	22 625
				598 MISC CHEMICAL PROD NES	3 376 944	477 999	163 802
EXPORTS	203 137 723	36 967 243	12 641 430	605 INDUSTRIAL PLANT, CHAP 73	6 326	6 474	2 452
001 LIVE ANIMALS	419 161	144 976	50 205	611 LEATHER	5 462	33 463	11 288
011 MEAT FRESH, CHILLED, FROZEN	164 930	35 380	12 366	612 LEATHER ETC MANUFACTURES	2 666	9 005	3 094
012 MEAT DRIED, SALTED, SMOKED	4 932	6 405	2 217	613 FUR SKINS TANNED DRESSED	2 735	4 323	1 475
014 MEAT PREPARED, PRESERVED NES ETC	50 149	37 292	12 778	621 MATERIALS OF RUBBER	339 260	152 682	52 299
022 MILK AND CREAM	1 155 787	107 599	36 562	625 RUBBER TYRES, TUBES	409 222	262 854	89 956
023 BUTTER	330 619	153 457	53 646	628 RUBBER ARTICLES NES	78 564	111 476	38 192
024 CHEESE AND CURD	242 804	150 337	51 532	633 CORK MANUFACTURES	862	1 301	441
025 EGGS, BIRDS, FRESH, PRESERVED	11 619	3 767	1 295	634 VENEERS, PLYWOOD, ETC	442 565	59 319	20 219
034 FISH FRESH, CHILLED, FROZEN	40 502	23 808	8 158	635 WOOD MANUFACTURES NES	327 808	84 938	29 284
035 FISH SALTED, DRIED, SMOKED	422	551	193	641 PAPER AND PAPERBOARD	3 057 343	567 131	193 897
036 SHELL FISH FRESH, FROZEN	502	662	243	642 ARTICLES OF PAPER ETC	899 497	351 282	120 051
037 FISH ETC PREPARED PRESERVED NES	30 202	24 024	8 278	651 TEXTILE YARN AND THREAD	501 342	465 344	159 109
041 WHEAT ETC UNMILLED	956 915	48 037	16 738	652 COTTON FABRICS, WOVEN	43 841	90 545	30 811
042 RICE	24 194	4 189	1 410	653 WOVEN MAN-MADE FIB FABRIC	115 846	164 065	56 184
043 BARLEY UNMILLED	496 937	24 093	8 388	654 OTH WOVEN TEXTILE FABRIC	8 864	25 400	10 083
044 MAIZE UNMILLED	2 372	929	290	655 KNIT ETC FABRICS	35 333	57 958	19 906
045 CEREALS NES UNMILLED	15 567	860	291	656 LACE, RIBBONS, TULLE, ETC	7 297	13 102	4 476
046 WHEAT ETC MEAL OR FLOUR	10 006	819	283	657 SPECIAL TEXTILE ETC PROD	180 829	162 841	55 700
047 OTHER CEREAL MEALS, FLOUR	12 176	754	257	658 TEXTILE ARTICLES NES	34 328	44 837	15 413
048 CEREAL ETC PREPARATIONS	198 336	77 033	26 441	659 FLOOR COVERINGS ETC	66 773	85 013	29 100
054 VEG ETC FRSH, SIMPLY PRESVD	174 207	19 870	6 895	661 CEMENT ETC BUILDING PROD	1 675 740	41 761	14 257
056 VEGETABLES ETC PRESVD, PREP	76 697	21 759	7 434	662 CLAY, REFRACTORY BLDG PRD	1 766 730	152 467	52 225
057 FRUIT, NUTS, FRESH, DRIED	113 275	34 527	11 652	663 OTH NONMETAL MINERAL MFS	1 776 269	156 814	53 747
058 FRUIT PRESERVED, PREPARED	439 074	78 016	26 532	664 GLASS	461 915	115 280	39 517
061 SUGAR AND HONEY	313 235	49 070	17 340	665 GLASSWARE	677 810	83 098	28 590
062 SUGAR PREPS NON-COCA	33 876	16 453	5 601	666 POTTERY	36 798	41 374	14 268
				667 PEARL, PRECIOUS, SEMI-P STONE			

7 IMPORTS AND EXPORTS (SPECIAL TRADE) BY COUNTRIES OF PRODUCTION AND CONSUMPTION AND BY GROUPS OF THE SITC-REV. II 1985

GROUP DESCRIPTION	DT * 100 KG	1 000 DM	1 000 \$	GROUP DESCRIPTION	DT * 100 KG	1 000 DM	1 000 \$
671 PIG IRON ETC	604 945	85 660	28 917	NETHERLANDS			
672 IRON, STL PRIMARY FORMS	3 520 907	444 101	151 407				
673 IRON AND STEEL SHAPES	2 325 328	269 912	91 600	IMPORTS	555 220 749	58 277 121	19 936 411
674 IRN, STL UNIV. PLATE, SHEET	2 061 665	282 376	96 594				
675 IRON, STEEL HOOP, STRIP	849 625	108 523	37 258	001 LIVE ANIMALS	1 438 665	458 283	155 775
676 RAILWAY RAILS ETC IRN, STL	23 217	3 602	1 227	011 MEAT FRESH, CHILLD, FROZEN	4 575 810	1 964 277	672 894
677 IRN, STL WIRE EXCL W ROD	459 409	78 974	26 863	012 MEAT DRIED, SALTED, SMOKED	4 607	3 948	1 388
678 IRON, STL TUBES, PIPES, ETC	983 674	219 049	74 392	014 MEAT PREPD, PRSVD, NES ETC	176 450	114 190	38 962
679 IRN, STL CASTINGS UNWORKE	188 333	55 492	19 016	022 MILK AND CREAM	1 062 598	258 734	89 195
681 SILVER, PLATINUM, ETC	399	12 663	4 217	023 BUTTER	672 571	467 066	167 801
682 COPPER EXC CEMENT COPPER	368 384	249 151	78 851	024 CHEESE AND CURD	1 831 317	1 011 291	346 520
683 NICKEL	16 195	28 170	9 400	025 EGGS, BIRDS, FRESH, PRSRVD	2 727 864	621 223	211 931
684 ALUMINIUM	653 367	363 153	122 971	034 FISH FRESH, CHILLED, FROZN	375 543	96 953	33 272
685 LEAD	46 245	10 725	3 634	035 FISH SALTED, DRIED, SMOKED	139 244	42 196	14 671
686 ZINC	103 076	25 399	8 819	036 SHELL FISH FRESH, FROZEN	26 899	13 318	4 581
687 TIN	1 232	3 869	1 378	037 FISH ETC PREPD PRSVD NES	117 426	60 986	21 114
689 NON-FER BASE METALS NES	5 272	14 492	4 872	041 WHEAT ETC UNMILLED	2 531 832	118 729	39 027
691 STRUCTURES AND PARTS NES	454 318	165 240	56 814	042 RICE	18 964	3 445	1 147
692 METAL TANKS, BOXES, ETC	239 381	76 946	26 366	043 BARLEY UNMILLED	190 403	8 758	2 982
693 WIRE PRODUCTS NON ELECTR	288 917	53 150	18 253	044 MAIZE UNMILLED	23 291	1 600	535
694 STL COPPR NAILS, NUTS, ETC	160 956	119 926	40 988	045 CEREALS NES UNMILLED	139 459	7 193	2 384
695 TOOLS	99 258	231 822	80 511	046 WHEAT ETC MEAL OR FLOUR	89 280	5 165	1 782
696 CUTLERY	6 391	34 894	11 962	047 OTHER CEREAL MEALS, FLOUR	139 192	8 613	2 864
697 BASE MTL HOUSEHOLD EQUIP	84 051	85 470	29 286	048 CEREAL ETC PREPARATIONS	770 291	172 875	58 953
699 OTHER METAL MANUFACTURES	855 876	507 447	174 026	054 VEG ETC FRSH, SPLY PRSVD	15 770 037	1 685 716	565 174
700 INDUSTRIAL PLANT, CHAP 84	26 806	38 427	12 480	056 VEGTBLES ETC PRSVD, PREPD	2 247 991	433 112	147 949
703 INDUSTRIAL PLANT, CHAP 85	202	1 362	441	057 FRUIT, NUTS, FRESH, DRIED	829 287	67 155	22 679
711 STEAM BOILERS & AUX PLNT	9 023	12 508	4 498	058 FRUIT PRESERVED PREPARED	677 887	145 112	49 667
712 STEAM ENGINES, TURBINES	1 880	9 603	3 460	061 SUGAR AND HONEY	2 069 585	116 285	39 776
713 INTNL COMBUS FISTN ENGN	335 387	495 272	170 374	062 SUGAR PREPS NON-COCOA	180 362	66 402	22 746
714 ENGINES & MOTORS NES	597	37 761	12 146	071 COFFEE AND SUBSTITUTES	33 873	31 900	10 875
716 ROTATING ELECTRIC PLANT	79 330	125 044	43 028	072 COCOA	337 146	373 744	127 316
718 OTH POWER GENERATG MACHY	11 201	200 964	74 803	073 CHOCOLATE AND PRODUCTS	604 439	308 002	108 474
721 AGRIC MACHY, EXC TRACTORS	67 649	70 861	24 024	074 TEA AND MATE	598	527	175
722 TRACTORS NON-ROAD	47 440	48 998	16 927	075 SPICES	17 232	8 357	2 874
723 CIVIL ENGINEERG EQUIP ETC	129 542	117 852	40 324	081 FEEDING STUFF FOR ANIMLS	9 338 061	546 056	186 000
724 TEXTILE, LEATHER MACHNRY	53 213	175 838	60 097	091 MARGARINE AND SHORTENING	216 494	45 862	17 133
725 PAPER ETC MILL MACHINERY	23 249	57 014	19 519	098 EDIBLE PRODCTS, PREPS NES	576 451	189 996	64 746
726 PRINTG, BKBINDG MACHY, PTS	38 364	156 206	52 391	111 NON-ALCOHL BEVERAGES NES	1 142 023	45 793	16 616
727 FOOD MACHRY NON-DOMESTIC	10 464	32 081	10 757	112 ALCOHOLIC BEVERAGES	76 236	22 404	7 886
728 OTH MACHY FOR SPCL INDUS	189 164	395 119	137 272	121 TOBACCO UNMNFCTD, REFUSE	1 468	139	50
736 MACHINE TOOLS FOR METAL	76 124	191 636	66 631	122 TOBACCO MFRS	96 186	150 450	51 608
737 METALWORKING MACHNRY NES	227 021	133 568	45 829	211 HIDES, SKINS, UNDERESSED	107 832	39 962	13 618
741 HEATING, COOLING EQUIPMNT	113 242	216 107	73 953	212 FUR SKINS UNDERESSED	534	13 100	4 501
742 PUMPS FOR LIQUIDS ETC	32 336	121 572	41 878	222 SEEDS FOR SOFT FIXED OIL	95 006	12 102	4 107
743 PUMPS NES, CENTRIFUGES ETC	117 984	216 091	73 962	223 SEEDS FOR OTH FIXED OILS	44 836	5 950	2 067
744 MECHANICAL HANDLING EQU	229 839	261 436	89 729	232 NATURAL RUBBLR, GUMS	1 466	436	152
746 NONELEC MACHY, TOOLS NES	69 332	211 216	72 010	233 RUBBER, SYNTHETIC, RECLAIMD	889 112	166 969	66 744
749 NONELEC MACH PTS, ACC NES	289 892	521 923	178 209	244 CORK RAW AND WASTE	136	102	33
751 OFFICE MACHINES	9 053	56 673	19 492	245 FUEL WOOD NES, CHARCOAL	88 780	2 069	718
752 AUTOMATIC DATA PROC EQUIP	17 108	332 062	114 877	246 PULPMWOOD, CHIPS, WOODWASTE	900 665	7 496	2 551
759 OFFICE & ADP MCH PTS, ACC	6 125	144 528	49 661	247 OTH WOOD ROUGH, SQUARED	378 322	5 999	2 057
761 TELEVISION RECEIVERS	26 743	74 792	26 263	248 WOOD SHAPED	206 538	26 432	9 123
762 RADIO BROADCAST RECEIVERS	9 758	70 067	24 212	251 PULP AND WASTE PAPER	2 788 212	100 810	34 107
763 SOUND RECORDERS, PHONOGRPH	10 481	106 221	37 624	262 COTTON	32 773	6 313	2 186
764 TELECOM EQPT, PTS, ACC NES	38 533	285 983	98 993	265 VEG FIBRE, EXCL COTN JUTE	10 071	732	251
771 ELECTRIC POWER MACHY NES	47 737	85 363	29 333	266 SYNTHETIC FIBRE TO SPIN	167 172	76 021	26 305
772 SWITCHGEAR ETC & PTS NES	86 533	380 215	130 522	267 OTHER MAN-MADE FIBRES	77 632	12 734	4 353
773 ELECTR DISTRIBUTING MACH	155 301	214 202	73 631	268 WOOL (EXC TOPS), ANML HAIR	27 244	14 843	5 097
774 ELECTRO-MEDCL, XRAY EQUIP	2 922	60 937	20 967	269 WASTE OF TEXTILE FABRICS	172 730	9 494	3 253
775 HOUSEHOLD TYPE EQUIP NES	248 542	292 353	101 066	271 FERTILIZERS, CRAUDE	243 543	4 293	1 450
776 TRANSISTORS, VALVES, ETC	50 119	165 594	56 396	273 STONE, SAND AND GRAVEL	8 936 446	18 331	6 339
778 ELECTRICAL MACHINERY NES	276 886	453 423	155 330	274 SULPHUR ETC	10 896	113	43
781 PASS MOTOR VEH EXC BUSES	5 438 632	6 242 926	2 136 782	277 NATURAL ABRASIVES NES	4 716	696	236
782 LORRIES, SPCL MTR VEH NES	391 523	306 762	104 737	278 OTHER CRUDE MINERALS	7 938 368	102 963	35 508
783 ROAD MOTOR VEHICLES NES	56 503	67 187	22 602	281 IRON ORE, CONCENTRATES	89 633	1 616	561
784 MOTOR VEHCL PTS, ACC NES	1 894 311	1 851 166	633 007	282 IRON AND STEEL SCRAP	5 147 455	143 424	49 048
785 MOTOR & OTHER CYCLES ETC	19 357	25 984	8 712	287 BASE METAL ORES, CONC NES	398 963	71 505	24 238
786 VEH NES NONMOTR, TRAILERS	166 989	112 854	38 334	288 NONFERR METAL SCRAP NES	1 354 656	308 895	105 179
791 RAILWAY VEHICLES	26 995	21 986	7 695	289 CTR METAL ORE, WASTE NES	1 780	19 636	6 819
792 AIRCRAFT	358	15 837	5 482	291 CRUDE ANIMAL MTRIALS NES	1 146 357	76 315	26 137
793 SHIPS AND BOATS	21 055	7 472	2 621	292 CRUDE VEG MATERIALS NES	2 892 990	1 609 925	616 932
812 PLUMB, HEATING, LIGHTNG EQU	121 315	111 801	38 667	322 COAL, LIGNITE, PEAT	1 382 640	14 157	4 862
821 FURNITURE	660 225	465 484	159 359	323 BRIQUETS, COKE, SEMI-COKE	1 279 009	36 853	12 724
831 TRAVEL GOODS, HANDBAGS	11 819	25 356	8 755	334 PETROLEUM PRODUCTS, REFIN	186 822 288	13 088 270	4 500 465
842 MENS OUTERWEAR NOT KNIT	19 796	158 162	53 574	335 RESIDUAL PETRLM PROD NES	12 894 950	962 561	330 408
843 WOMENS OUTERWEAR NONKNIT	22 550	288 354	97 584	351 ELECTRIC ENERGY, MWH	511 389	73 684	24 795
844 UNDERWEAR NOT KNIT	4 070	28 369	9 684	411 ANIMAL OILS AND FATS	176 370	20 189	6 759
845 OUTERWEAR KNIT NONELASTC	11 605	143 210	48 596	423 FIXED VEG OILS, SOFT	1 680 640	331 209	112 519
846 UNDERWEAR KNITTED	7 435	56 781	19 444	424 FIXED VEG OIL NONSOFT	417 507	103 058	35 091
847 TXTL CLTHNG ACCSRY NES	4 649	28 974	9 954	431 PROCESD ANML VEG OIL, ETC	829 185	143 391	48 116
848 HEADGEAR, NONTXL CLOTHNG	6 408	62 554	21 610	511 HYDROCARBONS NES, DERIVS	10 341 031	1 360 764	472 688
851 FOOTWEAR	16 291	95 910	32 709	512 ALCOHOLS, PHENOLS, ETC	7 390 088	488 422	166 651
871 OPTICAL INSTRUMENTS	607	10 567	3 649	513 ORGANIC ACIDS, ETC	1 240 343	250 008	85 949
872 MEDICAL INSTRUMENTS NES	7 269	58 861	20 174	514 NITROGEN-FUNCTN COMPOUNDS	894 628	216 396	74 506
873 METERS & COUNTERS NES	3 989	28 681	9 778	515 ORG-INORG COMPOUNDS ETC	251 636	86 876	29 822
874 MEASURING, CONTROLLNG INSTR	22 197	304 170	104 371	516 OTHER ORGANIC CHEMICALS	1 232 975	234 707	80 621
881 PHOTO APPAR & EQUIPT NES	6 357	49 001	16 632	522 INORG ELEMNTS, OXIDES, ETC	5 852 062	401 511	137 308
882 PHOTO, CINEMA SUPPLIES	44 016	132 855	45 585	523 OTHR INORGANIC CHEMICALS	2 130 337	201 176	69 192
883 DEVELOPED CINEMA FILM	65	534	182 524	524 RADIOACTIVE ETC MATERIAL	2 104	344 740	112 253
884 OPTICAL GOODS NES	805	33 921	11 654	531 SYNT DYE, NAT INDGO LAKES	7 433	9 651	3 271
885 WATCHES AND CLOCKS	5 097	30 642	10 541	532 DYES NES, TANNING PRODS	3 005	2 715	928
892 PRINTED MATTER	181 552	205 042	70 697	533 PIGMENTS, PAINTS, ETC	441 108	211 233	72 312
893 ARTICLES OF PLASTIC NES	488 631	443 947	151 960	541 MEDICINAL ETC PRODUCTS	35 490	281 720	95 893
894 TOYS, SPORTING GOODS, ETC	54 661	82 716	28 767	551 ESSENTIAL OIL PERFUME, ETC	19 790	46 823	16 062
895 OFFICE SUPPLIES NES	10 491	33 905	11 543	553 PERFUMERY COSMETICS, ETC	40 362	37 495	12 961
896 WORKS OF ART ETC	353	74 431	24 528	554 SOAPS, CLEANING ETC PREPS	448 959	84 455	28 753
897 GOLD, SILVER WARE, JEWELRY	452	45 184	16 615	562 FERTILIZERS MANUFACTURED	9 059 483	324 363	112 751
898 MUSICAL INSTRUMENTS, PTS	16 348	71 076	24 374	572 EXPLOSIVES, PYROTECH PROD	14 168	35 273	12 026
899 OTHER MANUFACTURED GOODS	42 385	67 724	23 348	582 PROD OF CONDENSATION ETC	2 823 364	1 136 099	389 622
941 ZOO ANIMALS, PETS	135	356	121 583	583 PROD OF POLYMERIZING ETC	5 586 279	1 404 462	480 203
951 WAR FIREARMS, AMMUNITION	574	3 742	1 284	584 CELLULOSE DERIVATIVES ETC	46 495	31 224	10 682
961 COIN NONGOLD, NONCURRENT		207	70	585 PLASTIC MATERIALS NES	245 173	56 525	19 418
971 GOLD NON MONETARY NES	337	120 847	43 116	591 PESTICIDES, DISINFECTANTS	76 821	49 022	16 715
972 GOLD COIN	23	68 865	23 524	592 STARCH, INULIN, GLUTEN, ETC	650 565	106 595	36 524

7 IMPORTS AND EXPORTS (SPECIAL TRADE) BY COUNTRIES OF PRODUCTION AND CONSUMPTION AND BY GROUPS OF THE SITC-REV. II 1985

GROUP DESCRIPTION	DT * 100 KG	1 000 DM	1 000 \$	GROUP DESCRIPTION	DT * 100 KG	1 000 DM	1 000 \$
598 MISC CHEMICAL PRODS NES	8 020 946	775 873	265 525	846 UNDERWEAR KNITTED	8 094	31 003	10 606
611 LEATHER	26 096	53 821	18 440	847 TXLT CLTHNG ACCESSRYS NES	5 153	17 436	6 280
612 LEATHER ETC MANUFACTURES	5 555	7 360	2 487	848 HEADGEAR,NONTXTL CLOTHNG	13 852	67 183	22 944
613 FUR SKINS TANNED,DRESSED	389	4 375	1 543	851 FOOTWEAR	27 716	97 960	33 577
621 MATERIALS OF RUBBER	66 680	30 572	10 555	871 OPTICAL INSTRUMENTS	656	30 891	10 911
625 RUBBER TYRES,TUBES	328 317	220 126	75 757	872 MEDICAL INSTRUMENTS NES	3 479	39 357	13 591
628 RUBBER ARTICLES NES	37 930	51 293	17 541	873 METERS & COUNTERS NES	865	5 792	2 019
633 CORK MANUFACTURES	1 418	747	254	874 MEASURNG,CONTROLLNG INSTR	19 481	333 000	113 920
634 VENEERS,PLYWOOD,ETC	107 716	18 455	6 278	881 PHOTO APPAR & EQUIPT NES	3 065	38 945	13 522
635 WOOD MANUFACTURES NES	415 569	92 287	31 555	882 PHOTO,CINEMA SUPPLIES	65 868	222 728	77 115
641 PAPER AND PAPERBOARD	3 587 299	620 599	211 596	883 DEVELOPED CINEMA FILM	60	794	266
642 ARTICLES OF PAPER ETC	1 143 809	309 827	106 339	884 OPTICAL GOODS NES	362	8 768	2 963
651 TEXTILE YARN AND THREAD	503 330	463 196	158 720	885 WATCHES AND CLOCKS	1 511	9 043	3 184
652 COTTON FABRICS,WOVEN	58 757	107 209	36 508	892 PRINTED MATTER	179 848	145 878	50 463
653 WOVN MAN-MADE FIB FABRIC	77 564	126 682	43 716	893 ARTICLES OF PLASTIC NES	542 692	357 638	122 560
654 OTH WOVEN TEXTILE FABRIC	31 294	57 099	19 570	894 TOYS,SPORTING GOODS,ETC	56 679	62 806	21 710
655 KNIT ETC FABRICS	33 501	65 519	22 500	895 OFFICE SUPPLIES NES	9 159	14 212	4 932
656 LACE,RIBBONS,TULLE,ETC	7 590	11 030	3 803	896 WORKS OF ART ETC	1 733	20 167	6 993
657 SPECIAL TEXTILE ETC PROD	161 087	187 003	63 878	897 GOLD,SILVER WARE,JEWELRY	621	10 333	3 534
658 TEXTILE ARTICLES NES	35 769	41 714	14 298	898 MUSICAL INSTRUMENTS,PTS	70 743	209 362	72 111
659 FLOOR COVERINGS ETC	477 426	252 480	86 529	899 OTHER MANUFACTURED GOODS	79 857	125 228	43 077
661 CEMENT ETC BUILDING PROD	2 030 209	43 624	15 083	941 ZOO ANIMALS,PETS	2 366	3 370	1 157
662 CLAY,REFRACTORY BLDG PRD	5 250 220	178 151	61 375	951 WAR FIREARMS,AMMUNITION	26	114	42
663 OTH NONMETAL MINERAL MFS	2 819 646	124 796	42 932	961 COIN NONGOLD,NONCURRENT	14	1 635	551
664 GLASS	826 227	79 807	27 513	971 GOLD,NON MONETARY NES	157	47 870	16 192
665 GLASSWARE	657 846	60 107	20 658	972 GOLD COIN	1	1 006	329
666 POTTERY	44 251	29 544	10 201				
667 PEARL,PREC-,SEMI-P STONE	11	8 876	3 004	EXPORTS	444 344 481	46 254 462	15 820 361
671 PIG IRON ETC	157 130	17 868	6 177	001 LIVE ANIMALS	270 068	109 059	39 078
672 IRON,STL PRIMARY FORMS	3 043 779	231 441	78 562	011 MEAT FRESH,CHILTD,FROZEN	170 787	69 918	24 122
673 IRON AND STEEL SHAPES	1 615 793	158 394	54 609	012 MEAT DRIED,SALTED,SMOKED	6 217	5 115	1 847
674 IRN,STL UNIV,PLATE,SHEET	2 702 805	291 254	98 840	014 MEAT PREPD,PRSTD,NES ETC	57 773	44 181	15 273
675 IRON,STEEL HOOP,STRIP	542 283	51 111	17 433	022 MILK AND CREAM	4 091 465	439 471	148 734
676 RAILWAY RAILS ETC IRN,STL	47 102	2 306	792	023 BUTTER	46 167	41 769	14 611
677 IRN,STL WIRE EXCL W ROD	135 707	23 781	8 168	024 CHEESE AND CURD	104 428	49 006	16 932
678 IRON,STL TUBES,PIPES,ETC	1 067 555	173 391	59 471	025 EGGS,BIRDS,FRESH,PRSRVD	33 157	10 472	3 649
679 IRN,STL CASTINGS UNWORKE	62 462	21 225	24 159	034 FISH FRESH,CHILLED,FROZ	42 698	22 762	7 780
681 SILVER PLATINUM,ETC	435	71 612	34 560	035 FISH SALTED,DRIED,SMOKED	179	259	92
682 COPPER EXC CEMENT COPPER	207 396	100 580	1 282	036 SHELL FISH FRESH,FROZEN	104 965	19 503	6 793
683 NICKEL	1 833	3 752	178 037	037 FISH ETC PREPD PRSTD NES	81 326	51 505	17 960
684 ALUMINIUM	1 045 376	521 791	7 062	041 WHEAT ETC UNMILLED	1 973 215	96 070	32 701
685 LEAD	148 809	20 778	31 997	042 RICE	110 555	15 365	5 219
686 ZINC	374 327	94 197	17 735	043 BARLEY UNMILLED	83 364	4 083	1 372
687 TIN	16 846	52 106	3 622	044 MAIZE UNMILLED	491 296	24 743	9 193
689 NON-FER BASE METALS NES	10 640	10 382	63 819	045 CEREALS,NCS UNMILLED	34 684	1 700	647
691 STRUCTURES AND PARTS NES	619 047	183 849	18 115	046 WHEAT ETC MEAL OR FLOUR	499 782	33 891	11 614
692 METAL TANKS,BXES,ETC	114 046	62 880	9 072	047 OTHER CEREAL MEALS,FLOUR	168 499	11 606	3 942
693 WIRE PRODUCTS NON ELECTR	229 038	26 397	18 919	048 CEREAL ETC PREPARATIONS	424 920	108 917	37 217
694 STL,COPPR NAILS,NUTS,ETC	124 409	48 243	40 275	054 VEG ETC FISH,SMPLY PRSTD	6 306 166	130 862	46 873
695 TOOLS	49 761	116 862	5 438	056 VEGETABLES ETC PRSTD,PREPD	165 755	41 150	14 149
696 CUTLERY	2 499	15 771	19 315	057 FRUIT,NUTS,FRESH,DRIED	376 842	66 323	22 437
697 BASE MTL HOUSEHOLD EQUIP	67 943	56 022	72 640	058 FRUIT PRESERVED,PREPARED	1 220 253	169 438	57 448
699 OTHER METAL MANUFACTURES	300 041	212 024	911	061 SUGAR AND HONEY	909 962	133 254	46 290
711 STEAM BOILERS & AUX PLNT	4 888	2 719	3 274	062 SUGAR PREPS NON-COCOA	108 376	41 229	14 169
712 STEAM ENGINES,TURBINES	3 564	9 347	33 459	071 COFFEE AND SUBSTITUTES	112 106	141 661	48 560
713 INTRNL COMBUS PISTN ENGN	47 318	97 133	21 571	072 COCOA	188 591	197 804	67 773
714 ENGINES & MOTORS NES	2 626	63 304	11 799	073 CHOCOLATE AND PRODUCTS	167 728	93 946	32 102
716 ROTATING ELECTRIC PLANT	15 596	34 526	4 110	074 TEA AND MATE	2 320	2 428	841
718 OTH POWER GENERATNG MACHY	13 431	11 898	33 911	075 SPICES	6 716	9 232	3 120
721 AGRIC MACHY,EXC TRACTORS	116 690	98 876	2 009	081 FEEDING STUFF FOR ANIMLS	22 381 572	566 266	199 417
722 TRACTORS NON-ROAD	11 654	5 670	15 293	091 MARGARINE AND SHORTENING	512 029	81 952	27 619
723 CIVIL ENGINEERG EQUIP ETC	95 704	44 324	23 109	098 EDIBLE PRODCTS,PREPS NES	389 040	94 480	32 233
724 TEXTILE,LEATHER MACHNRY	37 929	66 746	11 017	111 NON-ALCOHL BEVERAGES NES	61 407 237	32 164	10 985
725 PAPER ETC MILL MACHINERY	26 365	31 363	16 945	112 ALCOHOLIC BEVERAGES	416 655	116 877	39 553
726 PRINTG,BKBDNG MACHY,PTS	23 194	48 916	17 529	121 TOBACCO UNMFMCTRD,REFUSE	12 193	5 340	1 807
727 FOOD MACHRY NON-DOMESTIC	17 896	50 559	94 431	122 TOBACCO MFRS	66 043	101 936	35 008
728 OTH MACHY FOR SPCL INDUS	110 546	275 433	19 236	211 HIDES,SKINS,UNDRESSED	266 982	96 734	33 009
736 MACHINE TOOLS FOR METAL	34 971	55 442	10 100	212 FUR SKINS UNDRESSED	248	5 027	1 873
737 METALWORKING MACHNRY NES	22 726	29 510	39 666	222 SEEDS FOR SOFT/FIXED OIL	588 380	65 604	22 652
741 HEATING,COOLING EQUIPMNT	59 007	114 917	21 691	223 SEEDS FOR OTH FIXED OILS	22 023	3 245	1 109
742 PUMPS FOR LIQUIDS ETC	36 197	62 747	28 315	232 NATURAL RUBBER,GUMS	1 814	499	169
743 PUMPS NES,CENTRIFUGES ETC	36 498	81 772	45 121	233 RUBBER,SYNTHIC,RECLAIMD	377 985	63 377	21 716
744 MECHANICAL HANDLING EQU	114 276	130 217	41 221	245 FUEL WOOD NES,CHARCOAL	16 382	1 744	588
745 NONELEC MACHY,TOOLS NES	41 484	119 353	91 623	246 PULPWOOD,CHIPS,WOODWASTE	1 269 727	14 301	4 695
749 NONELEC MACH,PTS,ACC NES	152 466	267 809	36 232	247 OTH WOOD ROUGH,SQUARED	681 240	13 179	4 540
751 OFFICE MACHINES	18 993	106 803	126 734	248 WOOD SHAPED	1 801 486	91 549	31 354
752 AUTOMATIC DATA PROC EQUIP	23 925	369 135	143 586	251 PULP AND WASTE PAPER	2 373 436	83 147	28 184
759 OFFICE & ADP MCH,PTS,ACC	15 579	418 532	37 298	263 COTTON	68 625	18 436	6 262
761 TELEVISION RECEIVERS	39 962	111 046	7 396	264 JUTE,OTH TEX BAST FIBRES	3 146	108	37
762 RADIO BROADCAST RECEIVRS	7 600	21 334	6 640	265 VEG FIBRE,EXCL COTN JUTE	2 721	348	121
763 SOUND RECORDRS,PHONOGRPH	7 161	48 784	16 378	266 SYNTHETIC FIBRE TO SPIN	81 639	35 413	12 149
764 TELECOM EQPT,PTS,ACC NES	19 821	202 229	13 349	267 OTHER MAN-MADE FIBRES	76 760	16 191	5 542
771 ELECTRIC POWER MACHY NES	11 215	38 652	86 649	268 WOOL(EXC TOPS),ANML HAIR	6 408	2 679	894
772 SWITCHGEAR ETC & PTS NES	35 064	253 710	27 104	269 WASTE OF TEXTILE FABRICS	436 625	36 162	12 378
773 ELECTR DISTRIBUTING MACH	64 801	79 590	79 348	271 FERTILIZERS,CRUDE	915 611	3 663	1 237
774 ELECTRO-MEDCL,XRAY EQUIP	16 648	229 743	28 723	273 STONE,SAND AND GRAVEL	123 234 870	148 102	51 019
775 HOUSEHOLD TYPE EQUIP NES	47 027	83 211	70 171	274 SULPHUR ETC	3 059 614	129 800	44 252
776 TRANSISTORS,VALVES,ETC	47 502	205 102	140 227	277 NATURAL ABRASIVES NES	3 493 789	6 985	2 369
778 ELECTRICAL MACHINERY NES	1 237 420	409 881	27 037	278 OTHER CRUDE MINERALS	44 996 185	106 262	36 489
781 PASS MOTOR VEH EXC BUSES	70 953	79 491	58 949	281 IRON ORE,CONCENTRATES	5 159	147	53
782 LORRIES,SPCL MTR VEH NES	144 425	171 647	1 775	282 IRON AND STEEL SCRAP	2 605 769	126 536	42 080
783 ROAD MOTOR VEHICLES NES	5 263	5 080	77 184	287 BASE METAL DRES,CONC NES	601 017	86 228	28 821
784 MOTOR VEHCL,PTS,ACC NES	342 662	225 809	22 148	288 NONFERR METAL SCRAP NES	746 550	126 092	42 805
785 MOTOR & OTHER CYCLES ETC	43 325	65 544	17 699	289 PREC METAL ORE,WASTE NES	144	919	312
786 VEH NES NONMOTR,TRAILERS	109 430	51 539	7 928	291 CRUDE ANIMAL MTRIALS NES	180 983	35 626	12 178
791 RAILWAY VEHICLES	18 221	23 610	21 770	292 CRUDE VEG MATERIALS NES	137 684	75 259	26 193
792 AIRCRAFT	3 241	63 803	35 688	322 COAL,LIGNITE,PEAT	13 324 252	186 184	63 830
793 SHIPS AND BOATS	259 475	105 376	33 164	323 BRIQUETS,COKE,SEMI-COKE	2 927 562	75 690	25 813
812 PLUMBNG,HEATING,LGHTNG EQU	176 135	96 341	79 323	333 CRUDE PETROLEUM	7 403	205	80
821 FURNITURE	262 699	231 998	11 489	334 PETROLEUM PRODUCTS,REFIN	4 481 459	376 570	125 797
831 TRAVEL GOODS,HANDBAGS	17 129	33 636	20 527	335 RESIDUAL PETRLM PROD NES	3 475 230	256 335	86 087
842 MENS OUTERWEAR NOT KNIT	11 206	59 741	59 562	351 ELECTRIC ENERGY, MWH	1 582 503	110 828	37 920
843 WOMENS OUTERWEAR NONKNIT	25 857	173 995	3 054	411 ANIMAL OILS AND FATS	1 356 629	153 834	51 889
844 UNDERWEAR NOT KNIT	1 693	8 937	30 929	423 FIXED VEG OILS,SOFT	2 411 297	415 094	141 429
845 OUTERWEAR KNIT NONELASTC	14 438	69 525					

7 IMPORTS AND EXPORTS (SPECIAL TRADE) BY COUNTRIES OF PRODUCTION AND CONSUMPTION AND BY GROUPS OF THE SITC-REV. II 1985

GROUP DESCRIPTION	DT * 100 KG	1 000 DM	1 000 \$	GROUP DESCRIPTION	DT * 100 KG	1 000 DM	1 000 \$
424 FIXED VEG OIL NONSOFT	486 060	96 485	33 699	761 TELEVISION RECEIVERS	64 713	179 997	61 869
431 PROCESD ANML VEG OIL, ETC	1 202 765	193 056	65 486	762 RADIO BROADCAST RECEIVRS	14 582	67 788	23 021
511 HYDROCARBONS NES, DERIVS	5 639 628	624 027	211 830	763 SOUND RECORDRS, PHONOGRPH	26 258	221 695	76 799
512 ALCOHOLS, PHENOLS, ETC	2 710 433	505 822	173 038	764 TELECOM EQPT, PTS, ACC NES	47 732	409 462	140 818
513 ORGANIC ACIDS, ETC	1 877 009	389 560	133 322	771 ELECTRIC POWER MACHY NES	95 290	150 822	51 636
514 NITROGEN-FUNCTN COMPOUNDS	809 834	1 033 707	348 825	772 SWITCHGEAR ETC & PTS NES	131 674	642 794	220 171
515 ORG-INORG COMPOUNDS ETC	259 840	204 504	70 024	773 ELECTR DISTRIBUTING MACH	259 616	236 537	80 802
516 OTHER ORGANIC CHEMICALS	2 576 396	396 921	135 198	774 ELECTRO-MEDCL, XRAY EQUIP	6 798	113 607	39 409
522 INORG ELEMNTS, OXIDES, ETC	8 964 66*	325 913	111 471	775 HOUSEHOLD TYPE EQUIP NES	377 850	454 177	156 256
523 OTHR INORGANIC CHEMICALS	2 222 656	244 252	83 549	776 TRANSISTORS, VALVES, ETC	54 535	267 679	90 901
524 RADIOACTIVE ETC MATERIAL	16	4 537	1 545	778 ELECTRICAL MACHINERY NES	208 120	440 680	151 678
531 SYNT DYE, NAT INDOG, LAKES	46 070	80 424	27 561	781 PASS MOTOR VEH EXC BUSES	1 301 644	1 899 806	644 732
532 DYES NES, TANNING PRODS	39 460	8 998	3 084	782 LORRIES, SPCL MTR VEH NES	472 994	544 907	185 463
533 PIGMENTS, PAINTS, ETC	1 075 791	300 866	103 123	783 ROAD MOTOR VEHICLES NES	72 333	91 156	30 237
541 MEDICINAL ETC PRODUCTS	56 747	300 545	102 737	784 MOTOR VEHCL PTS, ACC NES	733 411	804 239	275 776
551 ESSENTIAL OIL, PERFUME, ETC	7 548	16 835	5 747	785 MOTOR & OTHER CYCLES ETC	59 115	85 231	28 808
553 PERFUMERY, COSMETICS, ETC	112 848	102 446	35 123	786 VEH NES NONMOTR, TRAILERS	407 128	278 053	94 575
554 SOAPS, CLEANING ETC PREPS	656 150	148 402	50 794	791 RAILWAY VEHICLES	80 868	154 262	52 505
562 FERTILIZERS MANUFACTURED	3 660 562	109 157	37 150	792 AIRCRAFT	1 652	76 281	25 873
572 EXPLOSIVES, PYROTECH PROD	8 259	17 574	6 094	793 SHIPS AND BOATS	301 472	101 654	33 550
582 PROD OF CONDENSATION ETC	1 034 856	436 379	149 177	812 PLUMB, HEATING, LGHTNG EQU	132 650	151 918	52 375
583 PROD OF POLYMERIZING ETC	3 196 954	965 800	330 770	821 FURNITURE	1 279 172	905 189	310 308
584 CELLULOSE DERIVATIVES ETC	55 973	33 877	11 587	831 TRAVEL GOODS, HANDBAGS	48 335	51 024	17 513
585 PLASTIC MATERIALS NES	28 469	11 348	3 895	842 MENS OUTERWEAR NOT KNIT	52 320	370 012	125 756
591 PESTICIDES, DISINFECTANTS	191 226	113 808	37 236	843 WOMENS OUTERWEAR NONKNIT	69 703	794 009	269 261
592 STARCH, INULIN, GLUTEN, ETC	336 135	71 321	24 442	844 UNDERWEAR NOT KNIT	14 057	78 995	26 659
598 MISC CHEMICAL PRODS NES	2 506 827	415 314	141 974	845 UNDERWEAR KNIT NONELASTC	40 155	374 270	127 647
611 LEATHER	40 542	68 838	23 523	846 UNDERWEAR KNITTED	26 067	144 184	49 291
612 LEATHER ETC MANUFACTURES	8 974	17 395	5 965	847 TXLT CLTHNG ACCESSRYS NES	7 159	53 766	18 516
613 FUR SKINS TANNED, DRESSED	447	7 498	2 562	848 HEADGEAR, NONTXLT CLOTHNG	8 194	66 458	22 884
621 MATERIALS OF RUBBER	256 868	132 113	45 251	851 FOOTWEAR	46 989	217 146	73 585
625 RUBBER TYRES, TUBES	282 262	192 067	65 674	871 OPTICAL INSTRUMENTS	1 946	97 007	33 956
628 RUBBER ARTICLES NES	47 364	83 095	28 504	872 MEDICAL INSTRUMENTS NES	16 025	105 143	35 922
633 CORK MANUFACTURES	4 351	1 675	571	873 METERS & COUNTERS NES	8 672	37 575	12 893
634 VENEERS, PLYWOOD, ETC	1 468 699	142 109	48 283	874 MEASURING, CONTROLNG INSTP	41 606	602 041	206 626
635 WOOD MANUFACTURES NES	4 007 936	83 909	28 762	881 PHOTO APPAR & EQUIP NES	11 428	79 003	27 146
641 PAPER AND PAPERBOARD	4 504 358	801 944	274 363	882 PHOTO, CINEMA SUPPLIES	59 365	131 520	44 847
642 ARTICLES OF PAPER ETC	2 166 774	686 043	234 985	883 DEVELOPED CINEMA FILM	92	789	266
651 TEXTILE YARN AND THREAD	539 717	510 658	173 962	884 OPTICAL GOODS NES	1 625	82 703	28 333
652 COTTON FABRICS, WOVEN	170 870	303 488	103 327	885 WATCHES AND CLOCKS	7 233	66 089	23 412
653 WOVN MAN-MADE FIB FABRIC	201 453	380 107	130 936	886 PRINTED MATTER	457 269	335 349	115 163
654 OTH WOVEN TEXTILE FABRIC	44 899	91 678	31 348	893 ARTICLES OF PLASTIC NES	1 142 191	863 045	296 261
655 KNIT ETC FABRICS	63 610	129 078	44 621	894 TOYS, SPORTING GOODS, ETC	96 332	163 779	56 219
656 LACE, RIBBONS, TULLE ETC	9 297	27 967	9 548	895 OFFICE SUPPLIES NES	24 611	63 037	21 555
657 SPECIAL TEXTILE ETC PROD	188 485	203 060	69 651	896 WORKS OF ART ETC	613	66 664	22 183
658 TEXTILE ARTICLES NES	109 117	143 884	49 511	897 GOLD, SILVER WARE, JEWELRY	1 315	109 630	37 486
659 FLOOR COVERINGS ETC	154 774	144 245	49 300	898 MUSICAL INSTRUMENTS, PTS	79 360	280 658	96 427
661 CEMENT ETC BUILDING PROD	18 170 718	242 536	83 590	899 OTHER MANUFACTURED GOODS	72 923	132 273	45 271
662 CLAY, REFRACTORY BLDG PRD	928 870	96 677	33 305	941 ZOO ANIMALS, PETS	335	900	314
663 OTH NONMETAL MINERAL MFS	2 604 663	194 308	66 565	951 WAR FIREARMS, AMMUNITION	2 273	8 815	3 158
664 GLASS	879 007	157 358	54 329	961 COIN NONGOLD, NONCURRENT	13	321	111
665 GLASSWARE	1 908 693	191 861	65 721	971 GOLD, NON MONETARY NES	106	42 796	14 539
666 POTTERY	87 236	64 663	22 393	972 GOLD COIN	1 984	675	
667 PEARL, PREC., SEMI-P STONE	85	7 711	2 612				
671 PIG IRON ETC	429 611	37 857	12 906	ITALY			
672 IRON, STL PRIMARY FORMS	1 579 581	117 858	41 122				
673 IRON AND STEEL SHAPES	4 403 620	462 110	158 921	IMPORTS	93 231 575	37 154 814	12 731 821
674 IRN, STL UNIV, PLATE, SHEET	3 413 615	485 003	165 880				
675 IRON, STEEL HOOP, STRIP	1 444 713	223 440	76 350	001 LIVE ANIMALS	4 600	2 093	708
676 RAILWAY RAILS ETC IRN, STL	320 310	39 786	13 651	011 MEAT FRESH, CHILLD, FROZEN	352 566	134 925	45 168
677 IRN, STL WIRE EXCL W ROD	505 501	92 517	31 601	012 MEAT DRIED, SALTED, SMOKED	15 470	27 340	8 913
678 IRON, STL TUBES, PIPES ETC	4 562 243	827 634	281 223	014 MEAT PREPD, PRSVD, NES ETC	58 028	73 180	25 792
679 IRN, STL CASTINGS UNWORKE	162 800	61 547	21 255	022 MILK AND CREAM	1 533	433	134
681 SILVER, PLATINUM, ETC	456	66 173	22 438	024 CHEESE AND CURD	72 083	77 144	26 551
682 COPPER EXC CEMENT COPPER	495 716	318 778	108 808	025 EGGS, BIRDS, FRESH, PRSRVD	1 647	1 369	454
683 NICKEL	16 302	32 870	10 802	034 FISH FRESH, CHILLED, FROZN	36 930	20 683	7 103
684 ALUMINIUM	789 594	462 984	158 228	035 FISH SALTED, DRIED, SMOKED	659	351	134
685 LEAD	88 857	31 775	10 895	036 SHELL FISH FRESH, FROZEN	10 567	6 744	2 297
686 ZINC	155 944	44 031	15 135	037 FISH ETC PREPD PRSVD NES	15 345	11 998	4 124
687 TIN	12 072	34 262	12 273	041 WHEAT ETC UNMILLED	6 127	592	206
689 NON-FER BASE METALS NES	8 118	21 684	7 157	042 RICE	515 208	68 265	23 420
691 STRUCTURES AND PARTS NES	654 496	282 033	96 802	044 MAIZE UNMILLED	711 628	40 938	12 860
692 METAL TANKS, BOXES, ETC	609 690	222 568	76 076	045 CEREALS NES UNMILLED	5 070	1 579	543
693 WIRE PRODUCTS NON ELECTR	404 401	95 521	32 683	046 WHEAT ETC MEAL OR FLOUR	48 415	4 578	1 561
694 STL, COPPR NAILS, NUTS, ETC	294 783	192 489	65 854	047 OTHER CEREAL MEALS, FLOUR	978	100	31
695 TOOLS	128 405	322 033	110 590	048 CEREAL ETC PREPARATIONS	559 093	121 467	41 454
696 CUTLERY	9 281	50 730	17 423	054 VEG ETC FRSH, SMPLY PRSVD	4 842 622	510 706	170 664
697 BASE MTL HOUSEHOLD EQUIP	160 487	188 099	64 956	056 VEGETABLES ETC PRSVD, PREPD	1 561 668	226 469	76 023
699 OTHER METAL MANUFACTURES	749 823	634 609	217 446	057 FRUIT NUTS, FRESH, DRIED	9 352 478	1 414 269	487 231
700 INDUSTRIAL PLANT, CHAP 84	3 153	3 081	1 190	058 FRUIT PRESERVED, PREPARED	2 369 168	416 695	142 135
711 STEAM BOILERS & AUX PLNT	26 776	24 872	8 216	061 SUGAR AND HONEY	108 262	14 666	4 988
712 STEAM ENGINES, TURBINES	21 172	101 144	34 533	062 SUGAR PREPS NON-COCOA	7 111	7 466	2 537
713 INTRNL COMBUS PISTN ENGN	184 850	269 957	91 483	071 COFFEE AND SUBSTITUTES	15 289	24 439	6 302
714 ENGINES & MOTORS NES	1 840	117 106	39 741	072 COCOA	22 834	15 862	5 469
716 ROTATING ELECTRIC PLANT	102 334	205 380	70 766	073 CHOCOLATE AND PRODUCTS	96 711	60 291	20 756
718 OTH POWER GENERATG MACHY	25 750	67 976	23 404	075 SPICES	13 553	5 388	1 886
721 AGRIC MACHY, EXC TRACTORS	173 738	164 895	56 175	081 FEEDING STUFF FOR ANMLS	114 719	7 022	2 342
722 TRACTORS NON-ROAD	147 226	159 201	54 392	088 EDIBLE PRODCTS, PREPS NES	240 401	86 552	29 424
723 CIVIL ENGINEER EQUIP ETC	361 107	305 232	103 365	111 NON-ALCOHL BEVERAGES NES	73 883	8 972	3 014
724 TEXTILE, LEATHER MACHNRY	63 665	168 989	58 212	112 ALCOHOLIC BEVERAGES	4 654 650	618 485	211 637
725 PAPER ETC MILL MACHINERY	48 943	101 251	35 038	121 TOBACCO UNMNFCTRD, REFUSE	147 359	85 086	28 436
726 PRINTG, BKBINDG MACHY PTS	63 384	216 431	75 500	122 TOBACCO MFRS	93	170	54
727 FOOD MACHRY NON-DOMESTIC	25 224	72 463	25 062	211 HIDES, SKINS, UNDRESSED	85 642	5 653	1 950
728 OTH MACHY FOR SPCL INDUS	222 658	534 227	183 807	212 FUR SKINS UNDRESSED	118	249	81
736 MACHINE TOOLS FOR METAL	110 331	255 859	89 199	222 SEEDS FOR SOFT FIXED OIL	1 721	382	134
737 METALWORKING MACHNRY NES	62 476	90 104	30 856	223 SEEDS FOR OTH FIXED OILS	776	92	32
741 HEATING, COOLING EQUIPMNT	227 363	337 548	115 584	232 NATURAL RUBBER GUMS	2 511	1 094	365
742 PUMPS FOR LIQUIDS ETC	59 755	201 959	69 195	233 RUBBER, SYNTHETIC, RECLAIMD	243 099	71 276	24 510
743 PUMPS NES, CENTRIFUGES ETC	145 451	314 325	108 028	245 FUEL WOOD NES, CHARCOAL	6 279	425	137
744 MECHANICAL HANDLING EQU	293 891	336 090	115 112	246 PULPWOOD, CHIPS, WOODWASTE	68 347	1 238	427
745 NONELEC MACHY, TOOLS NES	93 646	352 716	121 515	247 OTH WOOD ROUGH SQUARED	812	106	39
749 NONELEC MACH PTS, ACC NES	367 310	764 998	262 463	248 WOOD SHAPED	21 604	2 746	944
751 OFFICE MACHINES	26 510	152 837	52 709	251 PULP AND WASTE PAPER	270 103	32 534	10 993
752 AUTOMATIC DATA PROC EQUIP	29 082	526 821	180 617	261 SILK	237	611	205
759 OFFICE & ADP MCH PTS ACC	33 738	432 708	147 657	263 COTTON	25 015	2 766	932

7 IMPORTS AND EXPORTS (SPECIAL TRADE) BY COUNTRIES OF PRODUCTION AND CONSUMPTION AND BY GROUPS OF THE SITC-REV. 11 1985

GROUP DESCRIPTION	DT * 100 KG	1 000 DM	1 000 \$	GROUP DESCRIPTION	DT * 100 KG	1 000 DM	1 000 \$
265 VEG FIBRE, EXCL COTN JUTE	1 537	1 600	541	716 ROTATING ELECTRIC PLANT	95 103	107 659	36 864
266 SYNTHETIC FIBRE TO SPIN	294 221	128 201	44 195	718 OTH POWER GENERATG MACHY	5 893	9 260	3 151
267 OTHER MAN-MADE FIBRES	10 170	2 330	789	721 AGRIC MACHY, EXC TRACTORS	95 359	71 019	24 185
268 WOOL (EXC TOPS), ANML HAIR	13 561	23 896	8 138	722 TRACTORS NON-ROAD	164 486	151 138	51 436
269 WASTE OF TEXTILE FABRICS	36 672	4 147	1 421	723 CIVIL ENGINEER EQUIP ETC	264 991	138 518	47 565
271 FERTILIZERS, CRUDE	16 658	644	211	724 TEXTILE, LEATHER MACHNRY	105 535	181 584	62 281
273 STONE, SAND AND GRAVEL	1 198 657	40 085	13 857	725 PAPER ETC MILL MACHINERY	31 677	58 507	19 984
274 SULPHUR ETC	.	.	.	726 PRINTG, BKBINDG MACHY, PTS	24 567	77 919	26 724
277 NATURAL ABRASIVES NES	43 237	2 790	965	727 FOOD MACHRY NON-DOMESTIC	13 927	34 876	12 192
278 OTHER CRUDE MINERALS	1 701 465	59 972	20 608	728 OTH MACHY FOR SPCL INDUS	201 789	346 198	119 599
282 IRON AND STEEL SCRAP	67 465	11 102	3 707	736 MACHINE TOOLS FOR METAL	110 699	253 592	88 478
287 BASE METAL ORES, CONC NES	1 948 176	100 184	33 898	737 METALWORKING MACHNRY NES	80 427	95 568	33 526
288 NONFERR METAL SCRAP NES	299 163	71 475	24 279	741 HEATING, COOLING EQUIPMNT	135 162	224 808	76 678
289 PREC METAL ORE, WASTE NES	141	3 666	1 217	742 PUMPS FOR LIQUIDS ETC	53 898	98 758	33 420
291 CRUDE ANIMAL MTRIALS NES	139 483	12 385	4 253	743 PUMPS NES, CENTRIFUGES ETC	196 723	205 859	70 560
292 CRUDE VEG MATERIALS NES	240 769	174 259	59 486	744 MECHANICAL HANDLING EQU	108 289	97 831	33 838
322 COAL, LIGNITE, PEAT	36 951	2 496	850	745 NONELEC MACHY, TOOLS NES	61 525	228 559	79 050
333 CRUDE PETROLEUM	2 612 257	167 305	56 794	749 NONELEC MACH PTS, ACC NES	390 453	644 368	220 282
334 PETROLEUM PRODUCTS, REFIN	6 054 465	461 817	160 055	751 OFFICE MACHINES	7 750	60 256	21 332
335 RESIDUAL PETRLM PROD NES	113 091	13 905	4 620	752 AUTOMATIC DATA PROC EQUIP	30 901	489 736	168 503
351 ELECTRIC ENERGY, MWH	12	12 447	4 250	759 OFFICE & ADP MCH PTS, ACC	29 524	622 808	218 987
411 ANIMAL OILS AND FATS	183 073	38 538	13 262	761 TELEVISION RECEIVERS	16 565	48 297	16 247
423 FIXED VEG OILS, SOFT	52 696	25 900	9 015	762 RADIO BROADCAST RECEIVRS	2 048	7 735	2 532
424 FIXED VEG OIL NONSOFT	13 354	4 575	1 528	763 SOUND RECORDS PHONOGRPH	546	4 073	1 430
431 PROCESD ANML VEG OIL, ETC	298 885	59 746	20 235	764 TELECOM EQPT, PTS, ACC NES	35 609	141 533	48 606
511 HYDROCARBONS NES, DERIVS	213 674	33 395	11 427	771 ELECTRIC POWER MACHY NES	12 401	34 601	11 989
512 ALCOHOLS, PHENOLS, ETC	326 736	76 190	25 859	772 SWITCHGEAR ETC & PTS NES	42 807	216 697	74 378
513 ORGANIC ACIDS, ETC	447 925	113 238	38 668	773 ELECTR DISTRIBUTING MACH	112 740	92 110	31 757
514 NITROGEN-FUNCTN COMPOUNDS	155 118	129 894	44 309	774 ELECTRO-MEDCL, XRAY EQUIP	4 535	33 992	11 658
515 ORG-INORG COMPOUNDS ETC	41 786	55 292	18 932	775 HOUSEHOLD TYPE EQUIP NES	921 685	725 955	248 920
516 OTHER ORGANIC CHEMICALS	221 833	54 678	18 753	776 TRANSISTORS VALVES, ETC	164 148	495 000	169 290
522 INORG ELEMENTS, OXIDES, ETC	348 418	49 148	16 751	778 ELECTRICAL MACHINERY NES	186 060	303 107	103 683
523 OTH INORGANIC CHEMICALS	261 108	34 358	11 718	781 PAUS MOTOR VEH EXC BUSES	803 417	877 801	303 010
524 RADIOACTIVE ETC MATERIAL	.	2 905	999	782 LORRIES, SPCL MTR VEH NES	262 400	218 310	74 583
531 SYNT OYE, NAT INDOG, LAKES	26 941	24 397	8 293	783 ROAD MOTOR VEHICLES NES	37 302	33 635	11 566
532 DYES NES, TANNING PRODS	13 243	4 163	1 461	784 MOTOR VEHCL PTS, ACC NES	1 077 006	902 407	309 771
533 PIGMENTS, PAINTS, ETC	100 034	44 390	15 207	785 MOTOR & OTHER CYCLES ETC	169 099	192 134	64 442
541 MEDICINAL ETC PRODUCTS	82 674	308 909	109 089	786 VEH NES NONMOTR, TRAILERS	90 236	36 705	12 464
551 ESSENTIAL OIL PERFUME, ETC	16 342	10 933	3 707	791 RAILWAY VEHICLES	3 084	2 314	796
553 PERFUMERY, COSMETICS, ETC	58 791	51 485	17 648	792 AIRCRAFT	3 144	194 327	65 478
554 SOAPS, CLEANING ETC PREPS	53 892	18 977	6 498	793 SHIPS AND BOATS	410 965	66 125	20 979
562 FERTILIZERS MANUFACTURED	1 382 347	51 083	17 888	812 PLUMB, HEATING, LGHTNG EQU	423 284	264 407	90 854
572 EXPLOSIVES, PYROTECH PROD	7 616	8 950	3 031	821 FURNITURE	1 030 337	894 749	306 126
582 PROD OF CONDENSATION ETC	941 334	262 658	96 650	831 TRAVEL GOODS, HANDBAGS	47 192	253 554	86 355
583 PROD OF POLYMERIZING ETC	2 047 421	638 475	218 465	842 MENS OUTERWEAR NOT KNIT	97 199	609 633	208 782
584 CELLULOSE DERIVATIVES ETC	22 118	18 409	6 315	843 WOMENS OUTERWEAR NONKNIT	94 525	788 168	268 917
585 PLASTIC MATERIALS NES	56 670	12 208	4 045	846 UNDERWEAR NOT KNIT	4 456	62 036	17 858
591 PESTICIDES, DISINFECTANTS	13 812	20 449	6 946	845 OUTERWEAR KNIT NONELASTC	293 306	2 106 548	726 701
592 STARCH, INULIN, GLUTEN, ETC	54 436	14 286	4 894	846 UNDERWEAR KNITTED	80 513	348 584	117 919
598 MISC CHEMICAL PRODS NES	281 873	101 689	34 815	847 TKTL CLTHNG ACCESSRYS NES	66 600	279 120	95 209
611 LEATHER	128 812	858 036	292 761	848 HEADGEAR, NONTKTL CLOTHNG	31 155	304 550	104 170
612 LEATHER ETC MANUFACTURES	60 577	103 703	35 529	851 FOOTWEAR	646 732	2 370 180	804 630
613 FUR SKINS TANNED, DRESSED	4 058	25 164	8 496	871 OPTICAL INSTRUMENTS	522	6 532	2 317
621 MATERIALS OF RUBBER	167 420	118 240	40 497	872 MEDICAL INSTRUMENTS NES	14 154	50 558	17 477
625 RUBBER TYRES, TUBES	303 833	253 823	86 630	873 METERS & COUNTERS NES	1 307	5 286	1 784
628 RUBBER ARTICLES NES	72 953	129 387	44 222	874 MEASURING, CONTROLLING INSTR	49 654	208 363	71 867
633 CORK MANUFACTURES	1 026	1 703	580	881 PHOTO APPAR & EQUIPT NES	9 009	44 617	15 128
634 VENEERS, PLYWOOD, ETC	406 099	128 812	43 908	882 PHOTO, CINEMA SUPPLIES	26 481	95 856	32 877
635 WOOD MANUFACTURES NES	147 249	126 757	43 435	883 DEVELOPED CINEMA FILM	544	6 980	2 414
641 PAPER AND PAPERBOARD	2 623 367	538 839	184 166	884 OPTICAL GOODS NES	3 419	84 300	29 133
642 ARTICLES OF PAPER ETC	394 131	131 338	45 213	885 WATCHES AND CLOCKS	3 402	26 731	9 147
651 TEXTILE YARN AND THREAD	575 412	832 543	284 376	892 PRINTED MATTER	186 468	125 068	43 708
652 COTTON FABRICS, WOVEN	59 124	228 569	79 585	893 ARTICLES OF PLASTIC NES	439 724	312 075	106 816
653 WOVN MAN-MADE FIB FABRIC	175 389	536 982	187 733	894 TOYS, SPORTING GOODS, ETC	137 816	194 935	67 073
654 OTH WOVEN TEXTILE FABRIC	174 178	786 140	267 176	895 OFFICE SUPPLIES NES	30 443	53 835	17 501
655 KNIT ETC FABRICS	90 779	193 224	67 223	896 WORKS OF ART ETC	1 473	19 817	6 971
656 LACE, RIBBONS, TULLE, ETC	12 886	24 702	8 390	897 GOLD, SILVER WARE, JEWELRY	1 106	206 700	71 564
657 SPECIAL TEXTILE ETC PROD	125 822	204 815	70 077	898 MUSICAL INSTRUMENTS PTS	32 517	100 002	34 796
658 TEXTILE ARTICLES NES	24 333	43 066	14 720	899 OTHER MANUFACTURED GOODS	67 877	100 736	34 287
659 FLOOR COVERINGS ETC	16 082	14 355	4 897	941 ZOO ANIMALS, PETS	93	105	35
661 CEMENT ETC BUILDING PROD	4 483 559	368 464	127 216	951 WAR FIREARMS, AMMUNITION	1 227	6 581	2 268
662 CLAY, REFRACTORY BLDG PRD	5 690 326	522 425	178 297	961 COIN NONGOLD, NONCURRENT	14	1 063	349
663 OTH NONMETAL MINERAL MFS	843 657	119 839	40 871	971 GOLD, NON MONETARY NES	1	1 705	588
664 GLASS	671 998	178 611	61 077				
665 GLASSWARE	330 059	105 488	35 992	EXPORTS	138 626 383	41 794 855	14 275 745
666 POTTERY	174 626	95 872	32 806				
667 PEARL, PREC-, SEMI-P STONE	29	495	165	001 LIVE ANIMALS	429 760	236 175	81 235
671 PIG IRON ETC	200 058	38 038	13 024	011 MEAT FRESH CHILLD, FROZEN	1 567 712	1 070 704	367 069
672 IRON, STL PRIMARY FORMS	718 324	64 683	21 921	012 MEAT DRIED SALTED SMOKED	1 377	1 883	627
673 IRON AND STEEL SHAPES	6 927 196	723 050	249 067	014 MEAT PREPD PRSVD, NES ETC	7 273	7 238	2 453
674 IRN, STL UNIV, PLATE, SHEET	2 240 888	314 781	107 315	022 MILK AND CREAM	18 525 268	1 589 847	545 092
675 IRON, STEEL HOOP, STRIP	457 659	52 668	18 096	023 BUTTER	218 898	130 635	45 294
676 RAILWY RAILS ETC IRN, STL	1 462	487	150	024 CHEESE AND CURD	1 344 763	925 712	317 382
677 IRN, STL WIRE EXCL W ROD	290 407	64 433	22 064	025 EGGS BIRDS, FRESH PRSRVD	144 193	31 849	10 705
678 IRON, STL TUBES, PIPES ETC	2 300 270	357 805	122 398	034 FISH FRESH CHILLED FROZN	22 346	13 196	6 807
679 IRN, STL CASTINGS UNWORKE	30 169	9 174	3 120	035 FISH SALTED DRIED SMOKED	1 413	1 659	547
681 SILVER, PLATINUM, ETC	48	18 975	6 693	036 SHELL FISH FRESH FROZEN	3 238	582	335
682 COPPER EXC CEMENT COPPER	234 606	143 240	48 743	037 FISH ETC PREPD PRSVD NES	85 334	54 573	18 950
683 NICKEL	965	3 161	1 088	041 WHEAT ETC UNMILLED	145 847	7 645	2 634
684 ALUMINIUM	426 311	243 886	83 366	043 BARLEY UNMILLED	46 699	2 394	826
685 LEAD	3 279	910	309	044 MAIZE UNMILLED	770	373	116
686 ZINC	30 209	8 464	2 831	045 CEREALS NES UNMILLED	2 517	153	50
689 NON-FER BASE METALS NES	24 302	19 727	6 824	048 CEREAL ETC PREPARATIONS	322 655	132 337	45 145
691 STRUCTURES AND PARTS NES	127 301	63 566	22 060	054 VEG ETC FRSH SMPLY PRSVD	680 836	35 315	11 735
692 METAL TANKS, BOXES, ETC	32 937	21 413	7 256	056 VEGETLES ETC PRSVD, PREPD	103 819	42 534	14 642
693 WIRE PRODUCTS NON ELECTR	102 912	22 242	7 695	057 FRUIT, NUTS FRESH, DRIED	119 620	42 896	14 016
694 STL COPPR NAILS NUTS, ETC	556 642	230 038	78 641	058 FRUIT PRESERVED PREPARED	105 681	34 192	11 502
695 TOLS	47 902	198 993	68 235	061 SUGAR AND HONEY	1 063 122	156 112	55 537
696 CUTLERY	12 226	41 999	14 381	062 SUGAR PREPS NON-COCOA	26 473	15 545	5 330
697 BASE MTL HOUSEHOLD EQUIP	242 830	251 319	87 066	071 COFFEE AND SUBSTITUTES	1 861	5 286	1 809
699 OTHER METAL MANUFACTURES	445 398	348 242	119 378	072 COCOA	56 367	41 067	14 032
711 STEAM BOILERS & AUX PLNT	932	614	212	073 CHOCOLATE AND PRODUCTS	82 803	56 329	20 278
712 STEAM ENGINES, TURBINES	1 277	2 236	794	074 TEA AND MATE	831	1 356	457
713 INTRNL COMBUS PISTN ENGN	82 215	172 669	59 420	075 SPICES	3 232	5 331	1 846
714 ENGINES & MOTORS NES	1 723	22 086	7 724	081 FEEDING STUFF FOR ANIMLS	362 418	56 557	19 369

7 IMPORTS AND EXPORTS (SPECIAL TRADE) BY COUNTRIES OF PRODUCTION AND CONSUMPTION AND BY GROUPS OF THE SITC-REV. II 1985

GROUP DESCRIPTION	DT * 100 KG	1 000 DM	1 000 \$	GROUP DESCRIPTION	DT * 100 KG	1 000 DM	1 000 \$
091 MARGARINE AND SHORTENING	84 820	22 704	7 802	679 IRN, STL CASTINGS UNWORKE	45 049	14 681	5 031
098 EDIBLE PRODUCTS, PREPS NES	107 381	51 161	17 493	681 SILVER, PLATINUM, ETC	1 042	45 742	15 473
111 NON-ALCOHOL BEVERAGES NES	120 784	15 490	5 320	682 COPPER EVC CEMENT COPPER	564 392	363 918	124 135
112 ALCOHOLIC BEVERAGES	853 248	114 342	38 775	683 NICKEL	8 166	25 048	8 476
121 TOBACCO UNMNFCTRD, REFUSE	815	385	116	684 ALUMINIUM	1 196 617	593 285	203 095
122 TOBACCO MFRS	202 394	627 702	213 952	685 LEAD	350 428	51 128	17 464
211 HIDES, SKINS, UNRESSED	470 509	220 920	74 399	686 ZINC	308 647	82 612	27 565
212 FUR SKINS UNRESSED	314	12 981	4 129	687 TIN	3 556	9 989	3 398
222 SEEDS FOR SOFT/FIXED OIL	19 420	5 655	1 991	689 NON-FER BASE METALS NES	6 330	6 663	2 255
223 SEEDS FOR OTH FIXED OILS	6 689	1 023	346	691 STRUCTURES AND PARTS NES	100 306	47 203	16 218
232 NATURAL RUBBER, GUMS	4 654	1 245	422	692 METAL TANKS, BOXES, ETC	40 712	27 023	9 162
233 RUBBER, SYNTHETIC, RECLAIMD	413 907	116 169	39 488	693 WIRE PRODUCTS NON ELECTR	67 056	40 788	13 917
245 FUEL WOOD NES, CHARCOAL	2 790	406	146	694 STL, COPPR NAILS, NUTS, ETC	60 942	57 788	19 704
246 PULPWOOD, CHIPS, WOODWASTE	1 279 398	26 555	9 177	695 TOOLS	59 662	217 721	74 471
247 OTH WOOD ROUGH, SQUARED	2 101 172	49 347	16 930	696 CUTLERY	13 829	55 524	19 037
248 WOOD SHAPED	882 538	45 869	15 687	697 BASE MTL HOUSEHOLD EQUIP	112 280	207 122	71 032
251 PULP AND WASTE, PAPER	1 268 957	57 908	19 764	699 OTHER METAL MANUFACTURES	269 249	356 164	122 529
261 SILK	604	2 961	1 010	700 INDUSTRIAL PLANT, CHAP 84	5 866	19 224	6 861
263 COTTON	113 065	39 700	13 463	703 INDUSTRIAL PLANT, CHAP 85	49	999	397
265 VEG FIBRE, EXCL COTN, JUTE	631	567	186	711 STEAM BOILERS & AUX PLNT	4 585	9 496	3 261
266 SYNTHETIC FIBRE TO SPIN	668 514	291 881	99 527	712 STEAM ENGINES, TURBINES	581	6 741	2 398
267 OTHER MAN-MADE FIBRES	263 731	84 504	28 693	713 INTRNL COMBUS PISTN ENGN	88 651	304 909	103 473
268 WOOL (EXC TOPS), ANML HAIR	53 421	54 483	18 401	714 ENGINES & MOTORS NES	954	34 906	11 744
269 WASTE OF TEXTILE FABRICS	398 907	44 757	15 164	716 ROTATING ELECTRIC PLANT	83 617	200 805	68 577
271 FERTILIZERS CRUDE	28 168	551	186	718 OTH POWER GENERATG MACHY	14 076	40 575	13 960
273 STONE, SAND AND GRAVEL	1 189 292	12 932	4 436	721 AGRIC MACHY, EXC TRACTORS	74 977	81 772	27 656
274 SULPHUR ETC	28 664	1 121	367	722 TRACTORS NON-ROAD	50 387	53 152	18 101
277 NATURAL ABRASIVES NES	431	6 710	2 318	723 CIVIL ENGINEERG EQUIP ETC	180 148	162 638	55 928
278 OTHER CRUDE MINERALS	8 763 826	88 662	30 261	724 TEXTILE, LEATHER MACHNRY	128 013	554 120	191 015
282 IRON AND STEEL SCRAP	18 936 734	616 375	210 000	725 PAPER ETC MILL MACHINERY	24 489	85 031	29 114
287 BASE METAL ORES, CONC NES	314 206	38 032	13 113	726 PRINTG, BKBINDG MACHY, PTS	59 575	227 682	78 091
288 NONFER METAL SCRAP NES	721 237	156 644	53 090	727 FOOD MACHY NON-DOMESTIC	9 509	34 707	13 888
291 CRUDE ANIMAL MTRIALS NES	65 551	26 926	9 210	728 OTH MACHY FOR SPCL INDUS	134 967	392 942	136 757
292 CRUDE VEG MATERIALS NES	70 602	74 588	25 548	736 MACHINE TOOLS FOR METAL	108 116	268 485	91 852
322 COAL, LIGNITE, PEAT	16 928 763	296 533	100 498	737 METALWORKING MACHNRY NES	40 649	101 417	36 508
323 BRIQUETS, COKE, SEMI-COKE	1 122 587	26 926	9 404	741 HEATING, COOLING EQUIPMNT	73 963	194 240	66 427
334 PETROLEUM PRODUCTS, REFIN	286 000	75 532	25 853	742 PUMPS FOR LIQUIDS ETC	69 852	333 111	113 887
335 RESIDUAL PETRLM PROD NES	784 216	61 456	21 088	743 PUMPS NES, CENTRIFUGES ETC	100 650	279 465	95 989
361 ELECTRIC ENERGY, MWE	4 154 870	270 834	92 466	744 MECHANICAL HANDLING EQU	160 664	216 029	74 282
411 ANIMAL OILS AND FATS	6 294	1 349	458	745 NONELEC MACHY TOOLS NES	57 883	247 743	84 970
423 FIXED VEG OILS, SOFT	719 776	132 583	45 472	749 NONELEC MACH PT, ACC NES	340 812	871 604	297 044
424 FIXED VEG OIL NONSOFT	243 181	61 253	20 733	751 OFFICE MACHINES	17 783	123 928	42 798
431 PROCESD ANML VEG OIL, ETC	292 918	64 773	21 712	752 AUTOMATIC DATA PROC EQUIP	37 364	697 305	240 262
511 HYDROCARBONS NES, DERIVS	1 513 394	213 953	72 586	759 OFFICE & ADP MCH PT, ACC	12 905	559 332	192 587
512 ALCOHOLS, PHENOLS, ETC	1 056 845	220 955	74 914	761 TELEVISION RECEIVERS	188 265	579 364	200 700
513 ORGANIC ACIDS, ETC	1 109 081	264 603	89 952	762 RADIO BROADCAST RECEIVRS	13 460	66 726	22 790
514 NITROGEN-FUNCTN COMPOUNDS	607 314	320 251	109 407	763 SOUND RECORDRS, PHONOGRPH	15 221	156 023	55 134
515 ORG-INORG COMPOUNDS ETC	324 297	406 682	138 510	764 TELECOM EQPT, PTS, ACC NES	28 458	312 982	106 953
516 OTHER ORGANIC CHEMICALS	499 838	144 050	48 944	771 ELECTRIC POWER MACHY NES	24 348	95 406	32 551
522 INORG ELEMNTS, OXIDES ETC	1 135 479	179 499	61 152	772 SWITCHGEAR ETC & PTS NES	89 455	707 602	241 496
523 OTHR INORGANIC CHEMICALS	1 062 842	153 966	52 297	773 ELECTR DISTRIBUTING MACH	49 771	72 197	24 695
524 RADIOACTIVE ETC MATERIAL	38	20 988	7 163	774 ELECTRO-MEDCL, XRAY, EQUIP	6 034	93 622	31 914
531 SYNT DYE, NAT INDOG, LAKES	173 618	310 085	105 963	775 HOUSEHOLD TYPE EQUIP NES	207 197	287 130	98 397
532 DYES NES, TANNING PRODS	205 549	49 197	16 731	776 TRANSISTORS VALVES ETC	70 027	554 474	185 875
533 PIGMENTS, PAINTS, ETC	490 589	297 353	101 809	778 ELECTRICAL MACHINERY NES	334 099	604 294	206 096
541 MEDICINAL ETC PRODUCTS	99 373	719 918	243 896	781 PASS MOTOR VEH EXC BUSES	2 249 945	4 044 101	1 379 200
551 ESSENTL OIL, PERFUME, ETC	12 816	33 044	11 199	782 LORRIES SPCL MTR VEH NES	572 069	618 805	212 466
553 PERFUMERY, COSMETICS, ETC	57 837	83 260	28 717	783 ROAD MOTOR VEHICLES NES	57 292	93 017	31 919
554 SOAPS, CLEANING ETC PREPS	527 513	171 246	58 126	784 MOTOR VEHCL PT, ACC NES	729 056	1 128 244	383 075
562 FERTILIZERS MANUFACTURED	2 158 436	103 497	34 729	785 MOTOR & OTHER CYCLES ETC	38 613	66 557	29 209
572 EXPLOSIVES, PYROTECH PROD	17 185	24 199	8 472	786 VEH NES NONMOTR TRAILERS	94 261	68 126	23 191
582 PROD OF CONDENSATION ETC	1 476 707	729 009	248 422	791 RAILWAY VEHICLES	55 539	36 236	12 334
583 PROD OF POLYMERIZING ETC	4 521 279	1 187 835	405 031	792 AIRCRAFT	2 982	287 040	94 861
584 CELLULOSE DERIVATIVES ETC	161 654	109 183	37 358	793 SHIPS AND BOATS	54 660	26 097	9 041
585 PLASTIC MATERIALS NES	94 902	30 215	10 342	801 INDUSTRIAL PLANT, CHAP 90	50	2 569	986
591 PESTICIDES, DISINFECTANTS	148 710	110 051	37 461	812 PLUMBG HEATING, LIGHTNG EQU	51 946	65 410	22 458
592 STARCH, INULIN, GLUTEN, ETC	226 621	73 493	25 117	821 FURNITURE	123 270	133 565	45 785
598 MISC CHEMICAL PROD NES	2 288 028	690 258	235 357	831 TRAVEL GOODS, HANDBAGS	2 756	11 181	3 961
605 INDUSTRIAL PLANT, CHAP 73	836	1 235	468	842 MENS OUTERWEAR NOT KNIT	2 935	30 666	10 595
607 INDUSTRIAL PLANT, CHAP 82	27	242	92	843 WOMENS OUTERWEAR NONKNIT	2 710	38 791	13 325
611 LEATHER	73 092	69 211	23 801	844 UNDERWEAR NOT KNIT	414	2 835	1 016
612 LEATHER ETC MANUFACTURES	5 017	14 987	5 179	845 UNDERWEAR KNIT NONELASTC	2 793	25 256	8 697
613 FUR SKINS TANNED, DRESSED	919	37 197	12 577	846 UNDERWEAR KNITTED	6 263	44 834	15 266
621 MATERIALS OF RUBBER	62 960	53 277	18 282	847 TXLT CLTHNG ACCESSRYS NES	3 393	28 022	9 838
625 RUBBER TYRES, TUBES	320 158	213 321	72 905	848 HEADGEAR, NONTXLT CLOTHNG	5 004	49 071	17 306
628 RUBBER ARTICLES NES	24 244	63 838	21 808	851 FOOTWEAR	6 569	33 773	11 464
633 CORK MANUFACTURES	1 006	1 615	561	871 OPTICAL INSTRUMENTS	1 417	41 034	14 134
634 VENEERS, PLYWOOD, ETC	754 791	59 816	20 233	872 MEDICAL INSTRUMENTS NES	25 157	162 720	55 363
635 WOOD MANUFACTURES NES	112 755	27 477	9 426	873 METERS & COUNTERS NES	4 072	20 650	7 119
641 PAPER AND PAPERBOARD	2 846 807	577 601	197 364	874 MEASURING, CONTROLLING INSTR	33 579	602 836	207 765
642 ARTICLES OF PAPER ETC	399 736	179 901	61 224	881 PHOTO APPAR & EQUIPT NES	13 388	107 310	36 651
651 TEXTILE YARN AND THREAD	570 808	714 118	243 603	882 PHOTO CINEMA SUPPLIES	67 032	187 282	63 324
652 COTTON FABRICS, WOVEN	155 924	296 384	100 986	883 DEVELOPED CINEMA FILM	52	996	367
653 WOYN MAN-MADE FIB FABRIC	82 065	186 920	63 989	884 OPTICAL GOODS NES	1 376	61 701	21 051
654 OTH WOVEN TEXTILE FABRIC	13 715	62 702	21 410	885 WATCHES AND CLOCKS	11 030	100 483	34 375
685 KNIT ETC FABRICS	15 929	35 596	12 175	892 PRINTED MATTER	105 065	154 934	53 273
656 LACE, RIBBONS, TULLE, ETC	6 687	27 082	9 242	893 ARTICLES OF PLASTIC NES	241 485	270 042	92 582
657 SPECIAL TEXTILE ETC PROD	160 583	218 663	74 500	894 TOYS, SPORTING GOODS, ETC	44 684	56 554	33 879
658 TEXTILE ARTICLES NES	19 001	39 289	13 338	895 OFFICE SUPPLIES NES	21 091	74 959	25 472
659 FLOOR COVERINGS ETC	46 381	50 020	17 084	896 WORKS OF ART ETC	177	16 048	5 076
661 CEMENT ETC BUILDING PROD	51 755	5 076	1 718	897 GOLD, SILVER WARE, JEWELRY	290	16 761	5 720
662 CLAY, REFRACTORY BLDG PRD	805 718	93 853	32 139	898 MUSICAL INSTRUMENTS, PTS	35 961	158 669	54 136
663 OTH NONMETAL MINERAL MFS	684 916	189 873	64 660	899 OTHER MANUFACTURED GOODS	19 122	74 912	25 720
664 GLASS	813 331	172 532	58 901	941 ZOO ANIMALS, PETS	196	843	285
665 GLASSWARE	178 403	78 739	28 870	951 WAR FIREARMS AMMUNITION	763	4 463	1 526
666 POTTERY	143 218	160 993	54 863	971 GOLD NON MONETARY NES	141	56 058	19 936
667 PEARL, PREC-, SEMI-P STONE	182	16 199	5 566				
671 PIG IRON ETC	1 164 992	102 223	34 560				
672 IRON, STL PRIMARY FORMS	4 994 732	407 256	139 300				
673 IRON AND STEEL SHAPES	1 899 287	223 501	75 855				
674 IRN, STL UNIV, PLATE, SHEET	2 445 662	352 925	120 179				
675 IRON, STEEL HOOP, STRIP	742 708	130 576	44 259				
676 RAILWAY RAILS ETC IRN, STL	494 545	25 004	8 490				
677 IRN, STL WIRE EXCL W ROD	80 247	20 576	6 981				
678 IRON, STL TUBES, PIPES, ETC	1 215 746	222 233	75 405				

7 IMPORTS AND EXPORTS (SPECIAL TRADE) BY COUNTRIES OF PRODUCTION AND CONSUMPTION AND BY GROUPS OF THE SITC-REV. II 1985

GROUP DESCRIPTION	DT * 100 KG	1 000 DM	1 000 \$	GROUP DESCRIPTION	DT * 100 KG	1 000 DM	1 000 \$
UNTD KINGDOM				625 RUBBER TYRES, TUBES	314 234	226 662	78 296
IMPORTS	256 525 372	37 163 945	12 642 623	628 RUBBER ARTICLES NES	27 119	58 987	20 269
001 LIVE ANIMALS	17 181	12 684	4 386	633 CORK MANUFACTURES	429	504	178
011 MEAT FRESH CHILLD, FROZEN	485 367	229 793	78 524	634 VENEERS, PLYWOOD ETC	24 779	6 237	2 158
012 MEAT DRIED, SALTED, SMOKED	359	394	135	635 WOOD MANUFACTURES NES	22 925	7 123	2 429
014 MEAT PREPD, PRSVD, NES ETC	1 736	1 509	512	641 PAPER AND PAPERBOARD	632 301	208 911	70 691
022 MILK AND CREAM	94 658	33 551	11 843	642 ARTICLES OF PAPER ETC	85 189	49 957	17 112
023 BUTTER	26 685	18 743	6 299	651 TEXTILE YARN AND THREAD	187 708	228 263	78 084
024 CHEESE AND CURD	17 239	12 193	4 166	652 COTTON FABRICS, WOVEN	24 918	42 557	14 829
025 EGGS, BIRDS, FRESH, PRSVD	15 106	9 675	3 175	653 WOVN MAN-MADE FIB FABRIC	33 944	40 103	13 860
034 FISH FRESH, CHILLED, FROZN	90 739	24 135	8 325	654 OTH WOVEN TEXTILE FABRIC	22 380	78 256	26 590
035 FISH SALTED, DRIED, SMOKED	484	416	153	655 KNIT ETC FABRICS	13 384	30 901	10 563
036 SHELL FISH FRESH, FROZEN	5 204	9 678	3 284	656 LACE, RIBBONS, TULLE, ETC	3 387	10 545	3 632
037 FISH ETC PREPD PRSVD NES	4 247	4 926	1 699	657 SPECIAL TEXTILE ETC PRQD	45 770	70 323	24 004
041 WHEAT ETC UNMILLED	8 406 810	375 722	127 665	658 TEXTILE ARTICLES NES	14 191	26 133	8 945
042 RICE	2 254	806	280	659 FLOOR COVERINGS ETC	17 012	26 598	9 102
043 BARLEY UNMILLED	1 726 519	71 564	25 021	661 CEMENT ETC BUILDING PROD	43 462	7 237	2 459
045 CEREALS NES UNMILLED	1 096	984	336	662 CLAY, REFRACTORY BLDG PROD	271 541	27 429	9 514
046 WHEAT ETC MEAL OR FLOUR	3 607	312	104	663 OTH NONMETAL MINERAL MFS	131 750	106 927	36 690
047 OTHER CEREAL MEALS, FLOUR	4 683	454	161	664 GLASS	170 390	52 324	17 726
048 CEREAL ETC PREPARATIONS	578 700	67 118	22 804	665 GLASSWARE	68 122	25 570	8 888
054 VEG ETC FRSH, SMPLY PRSVD	484 757	38 500	13 195	666 POTTERY	117 662	78 107	26 890
056 VEGETABLES ETC PRSVD, PREPD	47 533	10 478	3 610	667 PEARL PREC.-SEMI-P STONE	63	7 655	2 591
057 FRUIT, NUTS, FRESH, DRIED	47 232	3 796	1 325	671 PIG IRON ETC	124 174	62 580	21 188
058 FRUIT PRESERVED, PREPARED	48 676	19 421	6 681	672 IRON STL PRIMARY FORMS	1 962 635	400 788	138 747
061 SUGAR AND HONEY	51 769	6 411	2 162	673 IRON AND STEEL SHAPES	1 562 065	171 510	58 498
062 SUGAR PREPS NON-COCOA	35 234	18 114	6 197	674 IRN, STL UNIV, PLATE, SHEET	1 698 916	257 317	85 959
071 COFFEE AND SUBSTITUTES	26 757	38 343	13 110	675 IRON, STEEL HOOP, STRIP	178 835	41 027	13 970
072 COCOA	5 270	4 185	1 442	676 RAILWAY RAILS ETC IRN, STL	6 257	764	251
073 CHOCOLATE AND PRODUCTS	32 391	21 897	7 558	677 IRN, STL WIRE EXCL W ROD	39 480	14 855	5 040
074 TEA AND MATE	2 752	3 619	1 258	678 IRON, STL TUBES, PIPES, ETC	374 375	95 905	32 832
075 SPICES	5 041	2 809	947	679 IRN, STL CASTINGS UNWORKE	37 675	7 103	2 443
081 FEEDING STUFF FOR ANIMLS	583 126	66 858	22 542	681 SILVER, PLATINUM, ETC	505	186 900	63 604
085 EDIBLE PRODUCTS, PREPS NES	59 685	29 676	10 152	682 COPPER EXC CEMENT COPPER	162 232	103 511	35 428
111 NON-ALCOHOL BEVERAGES NES	8 064	427	149	683 NICKEL	53 299	105 209	35 874
112 ALCOHOLIC BEVERAGES	192 000	123 078	42 864	684 ALUMINIUM	795 868	335 525	114 020
121 TOBACCO UNMNFCTRD, REFUSE	557	244	84	685 LEAD	505 171	78 961	26 810
122 TOBACCO MFRS	3 424	10 095	3 471	686 ZINC	25 455	6 023	2 102
211 HIDES, SKINS, UNDRESSED	90 814	44 221	15 344	687 TIN	7 950	26 847	9 229
212 FUR SKINS UNDRESSED	1 136	52 296	16 769	689 NON-FER BASE METALS NES	14 892	35 918	12 120
222 SEEDS FOR SOFT/FIXED OIL	1 764 786	194 467	66 797	691 STRUCTURES AND PARTS NES	83 511	39 155	13 290
223 SEEDS FOR OTH FIXED OILS	4 094	443	146	692 METAL TANKS, BOXES, ETC	67 333	36 049	12 517
232 NATURAL RUBBER, GUMS	929	309	104	693 WIRE PRODUCTS NON ELECTR	5 805	5 907	2 011
233 RUBBER, SYNTHETIC, RECLAIMD	171 786	79 082	27 238	694 STL, COPPR NAILS, NUTS, ETC	35 942	41 059	14 140
246 PULPWOOD, CHIPS, WOODWASTE	34 862	398	121	695 TOOLS	20 143	87 476	30 145
247 OTH WOOD ROUGH SQUARED	37 496	3 449	1 146	696 CUTLERY	9 551	36 419	12 470
248 WOOD SHAPED	2 356	262	84	697 BASE MTL HOUSEHOLD EQUIP	7 313	14 618	5 073
251 PULP AND WASTE PAPER	339 362	17 891	6 063	699 OTHER METAL MANUFACTURES	158 849	193 213	66 573
261 SILK	106	516	167	711 STEAM BOILERS & AUX PLNT	4 708	2 181	698
263 COTTON	12 035	4 679	1 583	712 STEAM ENGINES, TURBINES	425	3 501	1 176
264 JUTE, OTH TEX BAST FIBRES	481	85	32	713 INTRNL COMBUS PISTN ENGN	432 756	750 899	257 750
265 VEG FIBRE, EXCL COTN JUTE	134	209	71	714 ENGINES & MOTORS NES	5 352	338 010	116 256
266 SYNTHETIC FIBRE TO SPIN	47 591	24 214	8 279	716 ROTATING ELECTRIC PLANT	71 463	66 117	22 756
267 OTHER MAN-MADE FIBRES	60 860	28 900	9 958	718 OTH POWER GENERATG MACHY	6 127	18 023	6 204
268 WOOL (EXC TOPS), ANML HAIR	27 714	40 004	13 397	721 AGRIC MACHY, EXC TRACTORS	20 536	25 308	8 541
269 WASTE OF TEXTILE FABRICS	11 838	922	324	722 TRACTORS NON-ROAD	18 467	18 953	6 513
273 STONE SAND AND GRAVEL	1 248 789	3 665	1 257	723 CIVIL ENGINEER EQUIP ETC	78 189	92 444	31 813
277 NATURAL ABRASIVES NES	925	4 915	1 704	724 TEXTILE LEATHER MACHNRY	20 534	51 275	17 680
278 OTHER CRUDE MINERALS	5 806 584	131 200	45 030	725 PAPER ETC MILL MACHINERY	35 158	125 285	44 927
282 IRON AND STEEL SCRAP	2 376 674	78 476	26 722	726 PRINTG, BKBDNG MACHY, PTS	11 870	40 727	13 995
287 BASE METAL ORES, CONC NES	16 836	12 078	4 086	727 FOOD MACHRY NON-DOMESTIC	3 221	5 309	3 269
288 NONFER METAL SCRAP NES	1 264 771	346 926	118 570	728 OTH MACHY FOR SPCL INDUS	56 505	178 157	61 338
289 PREC METAL ORE, WASTE NES	1 223	41 584	14 128	736 MACHINE TOOLS FOR METAL	41 835	122 015	43 068
291 CRUDE ANIMAL MTRIALS NES	27 682	11 681	3 984	737 METALWORKING MACHNRY NES	33 153	26 071	8 957
292 CRUDE VEG MATERIALS NES	28 779	12 259	4 298	741 HEATING, COOLING EQUIPMNT	36 741	80 180	27 590
322 COAL, LIGNITE, PEAT	1 992 373	28 997	10 228	742 PUMPS FOR LIQUIDS ETC	27 255	60 671	20 942
323 BRIQUETS COKE SEMI-COKE	1 255 546	34 082	12 009	743 PUMPS NES, CENTRIFUGES ETC	58 104	176 650	60 454
333 CRUDE PETROLEUM	172 180 680	10 803 757	3 616 157	744 MECHANICAL HANDLING EQU	66 074	77 384	26 877
334 PETROLEUM PRODUCTS, REFIN	27 654 085	1 968 874	675 870	745 NONELEC MACHY, TOOLS NES	17 188	102 896	35 459
335 RESIDUAL PETRLM PROD NES	1 302 096	120 289	40 325	749 NONELEC MACHY PTS, ACC NES	188 249	395 037	135 552
411 ANIMAL OILS AND FATS	45 834	10 054	3 450	751 OFFICE MACHINES	10 230	71 167	24 509
423 FIXED VEG OILS, SOFT	5 317	1 026	314	752 AUTOMATIC DATA PROC EQUIP	53 150	1 378 529	475 763
424 FIXED VEG OIL NONSOFT	2 115	1 164	391	759 OFFICE & ADP MCH PTS, ACC	24 401	655 294	225 781
431 PROCESD ANML VEG OIL, ETC	156 073	28 381	9 671	761 TELEVISION RECEIVERS	19 005	56 636	19 498
511 HYDROCARBONS NES, DERIVS	2 568 245	283 536	98 222	762 RADIO BROADCAST RECEIVRS	520	3 616	1 284
512 ALCOHOLS, PHENOLS, ETC	2 042 782	188 212	63 069	763 SOUND RECORDRS, PHONOGRPH	18 791	173 655	60 548
513 ORGANIC ACIDS, ETC	631 666	152 660	51 942	764 TELECOM EQPT, PTS, ACC NES	23 702	180 574	65 869
514 NITROGEN-FUNCTN COMPOUNDS	284 385	1 037 568	356 075	771 ELECTRIC POWER MACHY NES	13 484	38 481	13 361
515 ORG-INORG COMPOUNDS ETC	89 613	110 455	38 110	772 SWITCHGEAR ETC & PTS NES	22 586	243 785	83 909
516 OTHER ORGANIC CHEMICALS	213 499	63 365	21 638	773 ELECTR DISTRIBUTING MACH	23 773	99 666	34 268
522 INORG ELEMNTS, OXIDES, ETC	388 194	86 394	29 481	774 ELECTRO-MEDCL, XRAY EQUIP	1 603	41 711	14 670
523 OTHR INORGANIC CHEMICALS	152 318	51 709	17 446	775 HOUSEHOLD TYPE EQUIP NES	58 111	76 713	26 463
524 RADIOACTIVE ETC MATERIAL	2 476	154 969	51 059	776 TRANSISTORS, VALVES ETC	56 401	883 087	301 303
531 SYNT DYE NAT INDOGO LAKES	50 371	84 242	28 825	778 ELECTRICAL MACHINERY NES	91 746	277 372	94 617
532 DYES NES, TANNING PRODS	5 248	1 371	470	781 PASS MOTOR VEH EXC BUSES	136 770	247 334	84 457
533 PIGMENTS, PAINTS, ETC	205 896	131 826	44 927	782 LORRIES SPCL MTR VEH NES	55 965	74 067	25 578
541 MEDICINAL ETC PRODUCTS	41 640	312 442	106 419	783 ROAD MOTOR VEHICLES NES	1 157	1 135	380
551 ESSENTIAL OIL PERFUME ETC	16 159	40 758	13 959	784 MOTOR VEHL PTS, ACC NES	832 813	822 221	281 215
553 PERFUMERY, COSMETICS, ETC	79 741	110 238	37 884	785 MOTOR & OTHER CYCLES ETC	9 255	16 920	5 745
554 SOAPS, CLEANING ETC PREPS	138 932	66 866	23 253	786 VEH NES NONMOTR TRAILERS	15 085	6 616	2 289
562 FERTILIZERS MANUFACTURED	496 284	19 409	6 679	791 RAILWAY VEHICLES	3 416	9 203	3 209
572 EXPLOSIVES, PYROTECH PROD	1 903	4 714	1 606	792 AIRCRAFT	16 273	1 825 230	623 438
582 PROD OF CONDENSATION ETC	287 561	182 840	62 504	793 SHIPS AND BOATS	427 191	37 212	13 130
583 PROD OF POLYMERIZING ETC	746 002	291 392	99 327	812 FLUMBG, HEATING, LG-TNC EQU	13 860	16 743	5 795
584 CELLULOSE DERIVATIVES ETC	44 284	28 436	9 675	821 FURNITURE	71 377	93 422	32 229
585 PLASTIC MATERIALS NES	18 125	14 498	4 934	831 TRAVEL GOODS, HANDBAGS	3 148	8 252	2 812
591 PESTICIDES, DISINFECTANTS	76 469	111 711	37 424	842 MENS OUTERWEAR NOT KNIT	3 104	37 864	12 975
592 STARCH INULIN, GLUTEN ETC	19 935	19 167	6 602	843 WOMENS OUTERWEAR NONKNIT	13 004	126 752	43 718
598 MISC CHEMICAL PRODS NES	737 340	262 108	90 341	844 UNDERWEAR NOT KNIT	662	4 759	1 645
611 LEATHER	7 672	47 626	16 185	845 UNDERWEAR KNIT NONELASTC	12 257	105 930	36 861
612 LEATHER ETC MANUFACTURES	2 159	7 105	2 439	846 UNDERWEAR KNITTED	2 814	19 796	6 763
613 FUR SKINS TANNED, DRESSED	1 372	30 202	10 387	847 TYTL CLTHNG ACCESSRYS NES	2 044	16 153	5 799
621 MATERIALS OF RUBBER	65 331	56 077	19 298	848 HEADGEAR NONTXTL CLOTHNG	3 434	30 928	10 814
				851 FOOTWEAR	6 330	32 242	11 044
				871 OPTICAL INSTRUMENTS	2 169	39 810	13 676

7 IMPORTS AND EXPORTS (SPECIAL TRADE) BY COUNTRIES OF PRODUCTION AND CONSUMPTION AND BY GROUPS OF THE SITC-REV. II 1985

GROUP DESCRIPTION	DT * 100 KG	1 000 DM	1 000 \$	GROUP DESCRIPTION	DT * 100 KG	1 000 DM	1 000 \$
872 MEDICAL INSTRUMENTS NES	8 772	68 601	23 552	533 PIGMENTS, PAINTS, ETC	345 081	194 014	66 697
873 METERS & COUNTERS NES	8 431	58 617	20 254	541 MEDICINAL ETC PRODUCTS	62 516	473 866	161 722
874 MEASURING, CONTROLLING INSTR	22 223	509 223	175 487	551 ESSENTIAL OIL, PERFUME, ETC	15 039	33 261	11 376
881 PHOTO APPAR & EQUIP NES	2 825	39 609	13 748	553 PERFUMERY, COSMETICS, ETC	76 293	97 235	33 585
882 PHOTO, CINEMA SUPPLIES	106 752	353 422	120 846	554 SOAPS, CLEANING ETC PREPS	248 450	90 033	30 844
883 DEVELOPED CINEMA FILM	1 465	21 350	7 238	562 FERTILIZERS MANUFACTURED	1 370 476	34 370	11 444
884 OPTICAL GOODS NES	700	23 410	8 084	572 EXPLOSIVES, PYROTECH PROD	6 003	9 294	3 170
885 WATCHES AND CLOCKS	497	6 591	2 262	582 PROD OF CONDENSATION ETC	935 615	513 218	175 544
892 PRINTED MATTER	66 028	121 401	41 938	583 PROD OF POLYMERIZING ETC	2 763 302	967 675	332 109
893 ARTICLES OF PLASTIC NES	179 435	188 052	64 395	584 CELLULOSE DERIVATIVES ETC	46 719	39 812	13 643
894 TOYS, SPORTING GOODS, ETC	39 416	89 219	30 848	585 PLASTIC MATERIALS NES	30 712	15 083	5 126
895 OFFICE SUPPLIES NES	15 897	54 191	18 689	591 PESTICIDES, DISINFECTANTS	121 281	162 546	54 626
896 WORKS OF ART ETC	13 670	115 747	39 804	592 STARCH, INULIN, GLUTEN, ETC	185 762	59 885	20 569
897 GOLD, SILVER WARE, JEWELRY	542	26 113	9 028	598 MISC CHEMICAL PRODS NES	1 491 852	392 521	134 379
898 MUSICAL INSTRUMENTS, PTS	57 168	242 112	83 546	611 LEATHER	9 173	18 781	6 366
899 OTHER MANUFACTURED GOODS	48 042	68 353	23 524	612 LEATHER ETC MANUFACTURES	2 793	6 990	2 427
941 ZOO ANIMALS, PETS	4 259	4 297	1 476	613 FUR SKINS TANNED, DRESSED	1 866	90 542	30 444
951 WAR FIREARMS, AMMUNITION	20	244	86	621 MATERIALS OF RUBBER	74 951	70 441	24 003
961 COIN NONGOLD, NONCURRENT	28	25 062	8 634	625 RUBBER TYRES, TUBES	289 367	198 682	67 768
971 GOLD, NON MONETARY NES	228	507 550	159 178	628 RUBBER ARTICLES NES	49 196	97 019	33 306
972 GOLD COIN		3 020	1 066	633 CORK MANUFACTURES	1 202	2 155	740
EXPORTS	79 294 886	45 967 428	15 748 866	634 VENEERS, PLYWOOD, ETC	1 589 852	180 192	62 010
001 LIVE ANIMALS	905	4 394	1 561	635 WOOD MANUFACTURES NES	67 641	26 033	8 986
011 MEAT FRESH, CHILLED, FROZEN	82 147	37 198	12 780	641 PAPER AND PAPERBOARD	3 458 238	789 118	269 912
012 MEAT DRIED, SALTED, SMOKED	91 792	56 174	19 479	642 ARTICLES OF PAPER ETC	746 507	349 853	120 290
014 MEAT PREPD, PRSRVD, NES ETC	74 437	62 803	21 603	651 TEXTILE YARN AND THREAD	711 936	722 965	246 647
022 MILK AND CREAM	27 810	7 619	2 617	652 COTTON FABRICS, WOVEN	135 869	295 314	100 570
023 BUTTER	2 340	2 520	872	653 WOVN MAN-MADE FIB FABRIC	166 824	424 673	146 070
024 CHEESE AND CURD	271 658	193 049	66 172	654 OTH WOVEN TEXTILE FABRIC	8 270	37 485	12 737
025 EGGS, BIRDS, FRESH, PRSRVD	9 514	7 286	2 496	655 KNIT ETC FABRICS	27 405	63 499	21 677
034 FISH FRESH, CHILLED, FROZN	63 002	30 792	10 007	656 LACE, RIBBONS, TULLE, ETC	4 864	18 441	6 347
036 SHELL FISH FRESH, FROZEN	549	971	352	657 SPECIAL TEXTILE ETC PROD	138 173	170 150	58 254
037 FISH ETC PREPD PRSRVD NES	23 752	17 312	5 948	658 TEXTILE ARTICLES NES	36 561	51 772	17 558
041 WHEAT ETC UNMILLED	547 860	26 179	9 951	659 FLOOR COVERINGS ETC	63 372	56 219	19 432
042 RICE	33 976	7 720	2 740	661 CEMENT ETC BUILDING PROD	498 062	10 242	3 511
043 BARLEY UNMILLED	1 257	147	51	662 CLAY, REFRACTORY BLDG PRD	412 501	60 530	20 686
044 MAIZE UNMILLED	407 231	24 070	8 353	663 OTH NONMETAL MINERAL MFS	329 230	165 355	56 729
045 CEREALS NES UNMILLED	838	139	50	664 GLASS	501 036	168 039	57 442
048 CEREAL ETC PREPARATIONS	309 958	83 334	28 889	665 GLASSWARE	161 223	66 111	22 792
054 VEG ETC FRSH, SMPLY PRSRVD	256 032	31 248	10 669	666 POTTERY	30 222	36 043	12 380
056 VEGETABLES ETC PRSRVD, PREPD	106 852	29 499	10 096	667 PEARL, PREC-, SEMI-P STONE	104	44 292	15 261
057 FRUIT, NUTS, FRESH, DRIED	72 169	20 834	7 294	671 PIG IRON ETC	146 592	28 851	9 728
058 FRUIT PRESERVED, PREPARED	213 367	53 366	18 336	672 IRON STL PRIMARY FORMS	4 465 386	729 007	253 362
061 SUGAR AND HONEY	91 182	11 848	3 981	673 IRON AND STEEL SHAPES	1 064 722	174 021	59 279
062 SUGAR PREPS NON-COCOA	18 208	9 006	3 132	674 IRN, STL UNIV. PLATE, SHEET	3 331 939	472 596	162 359
071 COFFEE AND SUBSTITUTES	92 738	207 920	71 093	675 IRON, STEEL HOOP, STRIP	7 551 545	169 402	56 084
072 COCOA	63 221	83 662	28 557	676 RAILWAY RAILS ETC IRN STL	7 181	2 259	754
073 CHOCOLATE AND PRODUCTS	105 452	83 538	29 454	677 IRN, STL WIRE EXCL W ROD	82 437	24 855	8 529
074 TEA AND MATE	461	798	273	678 IRON, STL TUBES, PIPES, ETC	899 231	241 724	83 920
075 SPICES	5 620	4 519	1 571	679 IRN STL CASTINGS UNWORKE	100 947	37 941	13 017
081 FEEDING STUFF FOR ANIMLS	1 542 231	112 019	39 006	681 SILVER, PLATINUM, ETC	1 582	120 275	42 367
091 MARGARINE AND SHORTENING	227 103	41 138	13 986	682 COPPER EXC CEMENT COPPER	483 474	362 408	123 276
098 EDIBLE PRODCTS, PREPS NES	192 563	57 850	19 775	683 NICKEL	20 831	51 579	17 632
111 NON-ALCOHL BEVERAGES NES	62 847	8 822	3 052	684 ALUMINIUM	895 515	566 739	194 746
112 ALCOHOLIC BEVERAGES	2 363 606	538 226	186 916	685 LEAD	18 944	15 506	5 248
121 TOBACCO UNMFACTRD, REFUSE	2 802	1 308	426	686 ZINC	77 622	21 988	7 482
122 TOBACCO MFRS	100 026	183 874	62 868	687 TIN	4 744	9 956	3 349
211 HIDES, SKINS, UNRESSED	10 153	2 274	772	689 NON-FER BASE METALS NES	11 284	32 974	11 258
212 FUR SKINS UNRESSED	39	706	246	691 STRUCTURES AND PARTS NES	133 769	97 365	33 546
222 SEEDS FOR SOFT/FIXED OIL	1 858	579	197	692 METAL TANKS, BOXES, ETC	89 669	70 263	24 063
223 SEEDS FOR OTH FIXED OILS	2 413	507	168	693 WIRE PRODUCTS NON ELECTR	186 620	95 118	32 760
233 RUBBER, SYNTHETIC, RECLAIMD	215 522	60 023	20 493	694 STL, COPPR NAILS, NUTS, ETC	128 929	99 517	34 111
245 FUEL WOOD NES, CHARCOAL	12 165	1 408	465	695 TOOLS	80 903	269 199	91 376
246 PULPWOOD, CHIPS, WOODWASTE	7 881	401	138	696 CUTLERY	12 316	55 339	18 729
247 OTH WOOD ROUGH, SQUARED	30 851	1 896	643	697 BASE MTL HOUSEHOLD EQUIP	93 228	110 322	37 964
248 WOOD SHAPED	520 013	41 497	14 413	699 OTHER METAL MANUFACTURES	448 778	531 539	182 525
251 PULP AND WASTE PAPER	215 315	8 532	2 921	700 INDUSTRIAL PLANT, CHAP 84	13 209	11 720	3 795
263 COTTON	44 412	11 042	3 755	703 INDUSTRIAL PLANT, CHAP 85	302	1 814	578
266 SYNTHETIC FIBRE TO SPIN	194 810	86 203	29 634	711 STEAM BOILERS & AUX PLNT	5 020	8 609	2 816
267 OTHER MAN-MADE FIBRES	70 606	34 150	11 693	712 STEAM ENGINES, TURBINES	5 419	15 997	5 449
268 WOOL(EXC TOPS), ANML HAIR	5 268	5 196	1 734	713 INTRNL COMBUS PISTN ENGN	995 140	603 681	205 978
269 WASTE OF TEXTILE FABRICS	18 371	6 121	2 085	714 ENGINES & MOTORS NES	2 724	236 509	81 723
271 FERTILIZERS, CRUDE	170 920	1 249	450	716 ROTATING ELECTRIC PLANT	69 211	183 419	63 034
273 STONE, SAND AND GRAVEL	93 220	2 028	699	718 OTH POWER GENERATG MACHY	24 283	45 359	15 631
274 SULPHUR ETC	673 344	27 868	9 468	721 AGRIC MACHY, EXC TRACTORS	292 341	302 176	102 082
277 NATURAL ABRASIVES NES	815	1 400	491	722 TRACTORS NON-ROAD	199 111	211 622	71 061
278 OTHER CRUDE MINERALS	833 461	13 691	4 671	723 CIVIL ENGINEERG EQUIP ETC	235 950	269 346	91 281
282 IRON AND STEEL SCRAP	172 752	8 691	2 787	724 TEXTILE, LEATHER MACHNRY	89 050	321 872	110 121
287 BASE METAL ORES, CONC NES	122 686	20 264	7 062	725 PAPER ETC MILL MACHINERY	58 929	142 954	49 491
288 NONFERR METAL SCRAP NES	120 633	24 870	8 660	726 PRINTG, BK BINDG MACHY PTS	93 459	434 783	148 712
289 PREC METAL ORE, WASTE NES	2 571	3 474	1 199	727 FOOD MACHRY NON-DOMESTIC	14 374	64 678	22 019
291 CRUDE ANIMAL MTRIALS NES	10 268	6 971	2 390	728 OTH MACHY FOR SPCL INDUS	301 329	841 115	289 003
292 CRUDE VEG MATERIALS NES	25 898	38 883	13 529	736 MACHINE TOOLS FOR METAL	123 037	429 089	146 245
322 COAL, LIGNITE PEAT	3 553 786	119 210	40 843	737 METALWORKING MACHNRY NES	38 321	91 817	31 672
323 BRIQUETS, COKE, SEMI-COKE	4 862 116	161 630	54 323	741 HEATING COOLING EQUIPMNT	127 267	243 265	84 099
333 CRUDE PETROLEUM	3 953	125	41	742 PUMPS FOR LIQUIDS ETC	46 388	233 767	79 957
334 PETROLEUM PRODCTS, REFIN	5 010 078	348 155	112 926	743 PUMPS NES, CENTRIFUGES ETC	141 638	375 847	129 224
335 RESIDUAL PETRLM PROD NES	568 117	39 668	13 376	744 MECHANICAL HANDLING EQU	307 950	426 405	147 185
411 ANIMAL OILS AND FATS	34 776	5 986	2 092	745 NONELEC MACHY TOOLS NES	92 113	435 317	149 270
423 FIXED VEG OILS, SOFT	446 352	81 892	27 738	749 NONELEC MACH PTS, ACC NES	398 019	754 507	258 251
424 FIXED VEG OIL NONSOFT	19 780	6 428	2 186	751 OFFICE MACHINES	46 396	253 024	86 080
431 PROCESD ANML VEG OIL, ETC	216 231	42 597	14 360	752 AUTOMATIC DATA PROC EQUIP	53 271	1 173 343	404 887
511 HYDROCARBONS NES, DERIVS	1 477 044	188 846	64 533	759 OFFICE & ADP MCH PTS, ACC	18 966	548 240	187 225
512 ALCOHOLS, PHENOLS, ETC	925 045	205 555	70 134	761 TELEVISION RECEIVERS	43 877	126 855	45 080
513 ORGANIC ACIDS ETC	970 320	252 085	85 927	762 RADIO BROADCAST RECEIVRS	10 315	113 702	39 046
514 NITROGEN-FUNCTN COMPOUNDS	138 412	287 782	98 676	763 SOUND RECORDRS, PHONOGRPH	44 318	410 610	145 510
515 ORG-INORG COMPOUNDS ETC	153 794	166 859	56 841	764 TELECOM EOPT, PTS ACC NES	27 459	244 902	84 174
516 OTHER ORGANIC CHEMICALS	623 356	155 699	52 965	771 ELECTRIC POWER MACHY NES	92 441	182 256	62 691
522 INORG ELEMNTS OXIDES, ETC	2 611 940	211 580	72 327	772 SWITCHGEAR ETC & PTS NES	88 531	683 562	233 588
523 OTHR INORGANIC CHEMICALS	973 608	180 969	61 947	773 ELECTR DISTRIBUTING MACH-	84 751	155 535	53 224
524 RADIOACTIVE ETC MATERIAL	5 456	105 503	35 919	774 ELECTRO-MEDCL, XRAY EQUIP	5 966	114 497	38 757
531 SYNT DYE, NAT INDOO, LAKES	86 022	156 401	53 438	775 HOUSEHOLD TYPE EQUIP NES	314 198	481 589	166 147
532 DYES NES, TANNING PRODS	13 578	4 031	1 375	776 TRANSISTORS, VALVES, ETC	37 017	531 628	179 180
				778 ELECTRICAL MACHINERY NES	307 241	580 172	199 016
				781 PASS MOTOR VEH EXC BUSES	3 795 846	7 012 622	2 388 999

7 IMPORTS AND EXPORTS (SPECIAL TRADE) BY COUNTRIES OF PRODUCTION AND CONSUMPTION AND BY GROUPS OF THE SITC-REV. II 1985

GROUP DESCRIPTION	DT * 100 KG	1 000 DM	1 000 \$	GROUP DESCRIPTION	DT * 100 KG	1 000 DM	1 000 \$
782 LORRIES, SPCL MTR VEH NES	643 201	800 636	277 904	583 PROD OF POLYMERIZING ETC	21 695	28 996	9 903
783 ROAD MOTOR VEHICLES NES	92 735	154 584	52 184	584 CELLULOSE DERIVATIVES ETC	2 793	1 866	635
784 MOTOR VEHCL PTS, ACC NES	2 362 681	2 267 742	775 480	585 PLASTIC MATERIALS NES	5 885	8 325	2 808
785 MOTOR & OTHER CYCLES ETC	58 302	79 560	27 697	591 PESTICIDES DISINFECTANTS	11 451	18 285	6 171
786 VEH NES NONMOTR, TRAILERS	89 197	65 585	22 479	592 STARCH INULIN, GLUTEN ETC	4 818	18 603	6 561
791 RAILWAY VEHICLES	2 720	11 133	3 725	598 MISC CHEMICAL PRODS NES	5 936	22 216	7 639
792 AIRCRAFT	7 220	770 352	263 125	611 LEATHER	245	883	285
793 SHIPS AND BOATS	22 234	15 419	5 524	612 LEATHER ETC MANUFACTURES	278	3 711	1 211
801 INDUSTRIAL PLANT, CHAP 90	371	10 600	3 575	621 MATERIALS OF RUBBER	15 878	20 652	7 068
812 PLUMB, HEATING, LGHTNG EQU	81 696	106 329	36 480	625 RUBBER TYRES, TUBES	36 592	25 717	8 796
821 FURNITURE	796 145	601 049	206 838	628 RUBBER ARTICLES NES	12 402	23 238	7 945
831 TRAVEL GOODS, HANDBAGS	22 198	29 887	10 234	634 VENEERS, PLYWOOD, ETC	3 080	1 276	426
842 MENS OUTERWEAR NOT KNIT	11 237	114 546	39 212	635 WOOD MANUFACTURES NES	2 187	878	287
843 WOMENS OUTERWEAR NONKNIT	23 690	358 101	122 335	641 PAPER AND PAPERBOARD	47 073	3 564	1 190
844 UNDERWEAR NOT KNIT	3 697	21 604	7 347	642 ARTICLES OF PAPER ETC	1 989	2 492	841
845 OUTERWEAR KNIT NONELASTC	5 542	79 438	27 099	651 TEXTILE YARN AND THREAD	9 466	17 452	6 054
846 UNDERWEAR KNITTED	3 133	30 352	10 143	652 COTTON FABRICS, WOVEN	4 248	5 509	1 961
847 TXTL CLTHNG ACCESSRYS NES	4 091	20 562	7 175	653 WOVN MAN-MADE FIB FABRIC	1 868	2 712	874
848 HEADGEAR, NONTXTL CLOTHNG	2 932	33 073	11 582	654 OTH WOVN TEXTILE FABRIC	610	4 216	1 442
851 FOOTWEAR	19 405	52 984	18 139	655 KNIT ETC FABRICS	697	977	334
871 OPTICAL INSTRUMENTS	1 909	82 041	28 182	656 LACE, RIBBONS, TULLE, ETC	1 660	4 249	1 455
872 MEDICAL INSTRUMENTS NES	8 684	84 831	29 029	657 SPECIAL TEXTILE ETC PROD	3 615	8 926	3 024
873 METERS & COUNTERS NES	1 694	18 041	6 186	658 TEXTILE ARTICLES NES	1 665	2 524	849
874 MEASURING, CONTROLLING INSTR	44 669	652 168	222 907	659 FLOOR COVERINGS ETC	1 896	2 674	927
881 PHOTO APPAR & EQUIPT NES	16 935	148 006	50 648	662 CLAY, REFRACTORY BLDG PRD	98 681	10 112	3 497
882 PHOTO, CINEMA SUPPLIES	115 099	286 120	97 817	663 OTH NONMETAL MINERAL MFS	1 267	9 647	3 286
883 DEVELOPED CINEMA FILM	60	853	298	664 GLASS	6 943	8 489	2 969
884 OPTICAL GOODS NES	1 123	75 631	25 749	665 GLASSWARE	170	212	76
885 WATCHES AND CLOCKS	21 042	155 308	53 983	666 POTTERY	435	405	139
892 PRINTED MATTER	612 778	313 483	109 596	667 PEARL, PREC., SEMI-P STONE	1	1 823	612
893 ARTICLES OF PLASTIC NES	481 339	518 027	178 563	671 PIG IRON ETC	287	1 391	439
894 TOYS, SPORTING GOODS, ETC	81 445	122 155	42 458	673 IRON AND STEEL SHAPES	288 636	23 138	7 843
895 OFFICE SUPPLIES NES	21 183	89 223	30 371	674 IRN, STL UNIV, PLATE SHEET	723	442	163
896 WORKS OF ART ETC	1 131	147 618	51 120	677 IRN, STL WIRE EXCL W ROD	551	119	37
897 GOLD, SILVER WARE, JEWELRY	964	91 677	31 514	678 IRON, STL TUBES, PIPES, ETC	1 743	1 080	361
898 MUSICAL INSTRUMENTS PTS	113 410	354 944	123 097	681 SILVER, PLATINUM, ETC	38	1 292	445
899 OTHER MANUFACTURED GOODS	30 996	85 007	29 209	682 COPPER EXC CEMENT COPPER	720	866	282
941 ZOO ANIMALS PETS	241	912	298	683 NICKEL	418	1 949	685
951 WAR FIREARMS, AMMUNITION	1 091	6 549	2 278	684 ALUMINIUM	1 583	1 711	577
961 COIN NONGOLD, NONCURRENT	9	181	67	689 NON-FER BASE METALS NES	18	110	37
971 GOLD, NON MONETARY NES	482	145 629	51 145	691 STRUCTURES AND PARTS NES	4 074	1 948	673
972 GOLD COIN	4	14 001	5 016	692 METAL TANKS, BOXES, ETC	315	528	197
				693 WIRE PRODUCTS NON ELECTR	1 901	2 022	679
				694 STL COPPR NAILS, NUTS, ETC	7 132	6 661	2 304
				695 TOOLS	7 612	24 051	8 190
IRELAND				696 CUTLERY	280	1 060	358
IMPORTS	4 766 108	3 141 451	1 070 749	697 BASE MTL HOUSEHOLD EQUIP	422	1 375	474
001 LIVE ANIMALS	221	232	77	699 OTHER METAL MANUFACTURES	57 975	61 594	20 790
011 MEAT FRESH, CHILLD, FROZEN	163 179	109 598	37 727	713 INTRNL COMBUS PISTN ENGN	1 597	16 025	5 378
014 MEAT PREPD, PRSVD, NES ETC	2 196	1 471	489	714 ENGINES & MOTORS NES	63	2 784	909
022 MILK AND CREAM	221 468	84 819	28 677	716 ROTATING ELECTRIC PLANT	5 012	15 201	5 179
023 BUTTER	115 390	85 145	28 705	721 AGRIC MACHY, EXC TRACTORS	221	233	86
024 CHEESE AND CURD	39 098	24 677	8 535	723 CIVIL ENGINEER EQUIP ETC	1 784	1 395	488
034 FISH FRESH, CHILLED, FROZN	103 551	14 557	4 943	724 TEXTILE LEATHER MACHNRY	2 035	1 879	646
035 FISH SALTED, DRIED, SMOKED	17 148	5 429	1 968	725 PAPER ETC MILL MACHINERY	78	193	67
036 SHELL FISH FRESH, FROZEN	958	2 064	734	726 PRINTG, BKBINDG MACHY, PTS	1 224	3 392	1 196
037 FISH ETC PREPD PRSVD NES	24 080	6 118	2 091	728 OTH MACHY FOR SPCL INDUS	3 253	5 327	1 794
043 BARLEY UNMILLED	177 080	10 804	3 502	736 MACHINE TOOLS FOR METAL	2 905	6 124	2 130
044 MAIZE UNMILLED	29 904	1 806	580	737 METALWORKING MACHNRY NES	172	896	313
045 CEREALS NES UNMILLED	7 711	350	107	741 HEATING COOLING EQUIPMNT	4 865	15 533	5 352
054 VEG ETC FRSH, SPLY PRSVD	539	494	163	742 PUMPS FOR LIQUIDS ETC	15 663	27 280	9 375
056 VEGETABLES ETC PRSVD, PREPD	681	1 072	354	743 PUMPS NES, CENTRIFUGES ETC	2 211	6 009	2 034
061 SUGAR AND HONEY	3 216	371	129	744 MECHANICAL HANDLING EQU	1 393	1 951	656
062 SUGAR PREPS NON-COCOA	7 464	4 211	1 425	745 NONELEC MACHY, TOOLS NES	12 659	14 952	5 057
073 CHOCOLATE AND PRODUCTS	368	156	58	749 NONELEC MACH PTS, ACC NES	4 514	11 141	3 861
081 FEEDING STUFF FOR ANIMLS	7 312	516	179	751 OFFICE MACHINES	140	793	291
098 EDIBLE PRODUCTS, PREPS NES	17 393	34 967	11 850	752 AUTOMATIC DATA PROC EQUIP	12 846	517 181	177 553
112 ALCOHOLIC BEVERAGES	64 943	31 204	10 772	759 OFFICE & ADP MCH PTS ACC	5 838	235 329	81 874
122 TOBACCO MFRS	16 713	38 353	13 139	761 TELEVISION RECEIVERS	54	339	110
211 HIDES, SKINS UNDRESSED	30 869	11 749	4 108	762 RADIO BROADCAST RECEIVRS	112	651	210
212 FUR SKINS UNDRESSED	17	281	90	763 SOUND RECORDRS, PHONOGRPH	37	843	304
222 SEEDS FOR SOFT/FIXED OIL	30 280	3 348	1 012	764 TELECOM EQPT, PTS ACC NES	334	5 382	1 845
247 OTH WOOD ROUGH, SQUARED	2 959	165	54	771 ELECTRIC POWER MACHY NES	1 817	13 122	4 571
265 VEG FIBRE, EXCL COTN JUTE	105	175	57	772 SWITCHGEAR ETC & PTS NES	4 706	50 959	17 503
266 SYNTHETIC FIBRE TO SPIN	71 969	28 499	9 736	773 ELECTR DISTRIBUTING MACH	17 551	48 287	16 579
268 WOOL(EXC TOPS), ANML HAIR	189	151	52	774 ELECTRO-MEDCL XRAY EQUIP	7	199	68
273 STONE, SAND AND GRAVEL	721 800	1 799	623	775 HOUSEHOLD TYPE EQUIP NES	38 314	87 147	29 501
277 NATURAL ABRASIVES NES	22	77 132	25 818	776 TRANSISTORS, VALVES ETC	1 917	198 283	65 559
278 OTHER CRUDE MINERALS	257 001	17 574	6 063	778 ELECTRICAL MACHINERY NES	885	7 069	2 434
282 IRON AND STEEL SCRAP	30 369	968	325	784 MOTOR VEHCL PTS, ACC NES	21 451	32 702	11 048
287 BASE METAL DRES, CONC NES	1 416 893	77 705	25 979	785 MOTOR & OTHER CYCLES ETC	111	674	235
286 NONFER METAL SCRAP NES	39 219	8 598	2 832	786 VEH NES NONMOTR, TRAILERS	268	164	54
289 PREC METAL ORE WASTE NES	315	3 333	1 132	792 AIRCRAFT	25	3 436	1 151
291 CRUDE ANIMAL MTRIALS NES	6 972	1 901	650	793 SHIPS AND BOATS	216	637	220
292 CRUDE VEG MATERIALS NES	3 484	1 142	405	812 PLUMB, HEATING LGHTNG EQU	2 649	792	288
334 PETROLEUM PRODUCTS REFIN	12 126	1 289	423	821 FURNITURE	2 037	3 624	1 249
335 RESIDUAL PETRLM PROD NES	506	185	63	831 TRAVEL GOODS, HANDBAGS	1 081	5 186	1 732
411 ANIMAL OILS AND FATS	4 403	656	227	842 MENS OUTERWEAR NOT KNIT	2 119	9 003	3 076
424 FIXED VEG OIL NONSOFT	861	217	77	843 WOMENS OUTERWEAR NONKNIT	1 005	6 023	2 022
512 ALCOHOLS, PHENOLS ETC	25	207	71	844 UNDERWEAR NOT KNIT	98	527	191
513 ORGANIC ACIDS, ETC	25 826	15 634	5 314	845 OUTERWEAR KNIT NONELASTC	1 442	7 790	2 635
514 NITROGEN-FUNCTN COMPOUNDS	8 687	14 902	5 111	846 UNDERWEAR KNITTED	6 807	16 244	5 546
515 ORG-INORG COMPOUNDS ETC	4 481	119 831	40 205	847 TXTL CLTHNG ACCESSRYS NES	255	3 664	1 284
516 OTHER ORGANIC CHEMICALS	1 162	11 028	3 626	848 HEADGEAR NONTXTL CLOTHNG	265	1 632	552
522 INORG ELEMENTS, OXIDES, ETC	4 523	1 691	566	851 FOOTWEAR	565	3 514	1 181
523 OTHR INORGANIC CHEMICALS	385	11 718	4 003	871 OPTICAL INSTRUMENTS	8	148	47
531 SYNT DYE NAT INDGO, LAKES	494	338	110	872 MEDICAL INSTRUMENTS NES	6 292	50 357	17 213
532 DYES NES, TANNING PRODS	78	257	84	874 MEASURING CONTROLLING INSTR	1 530	43 887	14 977
533 PIGMENTS, PAINTS, ETC	7 109	7 325	2 539	881 PHOTO APPAR & EQUIPT NES	459	3 347	1 153
541 MEDICINAL ETC PRODUCTS	15 281	59 930	20 746	882 PHOTO CINEMA SUPPLIES	99	600	224
551 ESSENTL OIL, PERFUME ETC	2 903	12 281	4 193	884 OPTICAL GOODS NES	926	23 664	8 149
553 PERFUMERY, COSMETICS ETC	25 074	25 773	8 817	885 WATCHES AND CLOCKS	46	239	86
554 SOAPS, CLEANING ETC PREPS	5 756	7 457	2 598	892 PRINTED MATTER	6 392	8 086	2 741
562 FERTILIZERS MANUFACTURED	38 726	1 433	504	893 ARTICLES OF PLASTIC NES	31 717	64 831	21 639
582 PROD OF CONDENSATION ETC	4 176	8 360	2 818	894 TOYS SPORTING GOODS ETC	9 857	22 948	7 919

7 IMPORTS AND EXPORTS (SPECIAL TRADE) BY COUNTRIES OF PRODUCTION AND CONSUMPTION AND BY GROUPS OF THE SITC-REV. II 1985

GROUP DESCRIPTION	DT = 100 KG	1 000 DM	1 000 \$	GROUP DESCRIPTION	DT = 100 KG	1 000 DM	1 000 \$
895 OFFICE SUPPLIES NES	582	5 112	1 790	675 IRON, STEEL HOOP, STRIP	30 517	4 758	1 622
896 WORKS OF ART ETC	30	818	282	676 RAILWAY RAILS ETC IRN, STL	55 552	6 357	2 305
897 GOLD, SILVER WARE JEWELRY	265	10 907	3 748	677 IRN, STL WIRE EXCL W ROD	19 231	5 488	1 859
898 MUSICAL INSTRUMENTS, PTS	4 436	63 210	21 583	678 IRON, STL TUBES, PIPES, ETC	33 504	6 967	2 347
899 OTHER MANUFACTURED GOODS	3 364	22 662	7 969	679 IRN, STL CASTINGS UNWOKKE	7 721	1 950	690
971 GOLD, NON MONETARY NES	43	1 781	584	681 SILVER, PLATINUM, ETC	68	744	252
EXPORTS	6 990 460	2 617 554	894 691	682 COPPER EXC CEMENT COPPER	25 397	19 537	6 723
001 LIVE ANIMALS	134	816	286	683 NICKEL	2 119	6 160	2 109
024 CHEESE AND CURD	3 246	5 587	1 988	684 ALUMINIUM	46 084	33 527	11 677
034 FISH FRESH, CHILLED, FROZN	369	109	38	686 ZINC	1 725	504	174
037 FISH ETC PREPD PRSVD NES	166	97	36	691 STRUCTURES AND PARTS NES	11 554	8 621	2 897
041 WHEAT ETC UNMILLED	123 745	6 774	2 624	692 METAL TANKS, BOXES ETC	18 086	10 829	3 809
048 CEREAL ETC PREPARATIONS	5 985	3 052	1 034	693 WIRE PRODUCTS NON ELECTR	2 976	2 693	931
054 VEG ETC FRSH, SPLY PRSVD	6 191	1 631	526	694 STL COPPR NAILS, NUTS, ETC	12 604	8 306	2 830
056 VEGETABLES ETC PRSVD, PREPD	3 822	1 706	566	695 TOOLS	7 878	14 759	5 042
057 FRUIT, NUTS, FRESH, DRIED	1 708	389	127	696 CUTLERY	863	4 377	1 484
058 FRUIT PRESERVED, PREPARED	25 164	3 464	1 225	697 BASE MTL HOUSEHOLD EQUIP	4 576	4 119	1 430
061 SUGAR AND HONEY	14 578	1 914	602	699 OTHER METAL MANUFACTURES	22 725	23 723	8 214
062 SUGAR PREPS NON-COCOA	285	133	45	711 STEAM BOILERS & AUX PLNT	907	869	293
071 COFFEE AND SUBSTITUTES	1 398	4 277	1 452	712 STEAM ENGINES, TURBINES	449	682	219
072 COCOA	1 050	1 715	586	713 INTRNL COMBUS PISTN ENGN	1 117	3 628	1 252
073 CHOCOLATE AND PRODUCTS	1 433	1 497	549	714 ENGINES & MOTORS NES	18	5 199	1 708
075 SPICES	97	105	716	718 ROTATING ELECTRIC PLANT	3 482	6 722	2 325
081 FEEDING STUFF FOR ANIMLS	131 190	9 713	3 326	718 OTH POWER GENERATG MACHY	77	527	175
091 MARGARINE AND SHORTENING	1 803	316	100	721 AGRIC MACHY EXC TRACTORS	19 038	16 966	5 661
098 EDIBLE PRODUCTS PREPS NES	16 326	4 790	1 629	722 TRACTORS NON-ROAD	8 307	8 831	2 989
111 NON-ALCOHL BEVERAGES NES	2 158	417	1 446	723 CIVIL ENGINEERG EQUIP ETC	8 531	6 694	2 930
112 ALCOHOLIC BEVERAGES	33 461	8 957	3 114	724 TEXTILE, LEATHER MACHNRY	5 884	23 021	7 928
122 TOBACCO MFRS	591	2 165	735	725 PAPER ETC MILL MACHINERY	265	1 652	587
233 RUBBER, SYNTHETIC, RECLAIMD	10 190	2 496	840	726 PRINTG, BKBINDG MACHY, PTS	1 026	3 708	1 300
248 WOOD SHAPED	7 367	490	164	727 FOOD MACHRY NON-DOMESTIC	2 841	9 260	3 194
251 PULP AND WASTE PAPER	26 171	5 304	1 778	728 OTH MACHY FOR SPCL INDUS	16 950	47 709	16 023
263 COTTON	393	163	52	736 MACHINE TOOLS FOR METAL	3 876	15 318	5 221
266 SYNTHETIC FIBRE TO SPIN	13 027	5 640	1 967	737 METALWORKING MACHNRY NES	743	2 505	867
267 OTHER MAN-MADE FIBRES	50 419	7 121	2 466	741 HEATING, COOLING EQUIPMNT	7 131	14 946	5 088
269 WASTE OF TEXTILE FABRICS	1 050	319	115	742 PUMPS FOR LIQUIDS ETC	23 132	24 035	8 259
273 STONE, SAND AND GRAVEL	6 026	168	58	743 PUMPS NES CENTRIFUGES ETC	4 486	14 383	4 910
277 NATURAL ABRASIVES NES	15	765	261	744 MECHANICAL HANDLING EQU	10 602	16 641	5 722
278 OTHER CRUDE MINERALS	195 236	2 005	695	745 NONELEC MACHY, TOOLS NES	14 518	32 729	11 006
287 BASE METAL ORES, CONC NES	39	80	30	749 NONELEC MACH PTS, ACC NES	6 641	31 629	10 985
288 NONFERR METAL SCRAP NES	2 600	508	176	751 OFFICE MACHINES	390	2 045	711
291 CRUDE ANIMAL MTRIALS NES	438	581	209	752 AUTOMATIC DATA PROC EQUIP	10 410	506 061	174 109
292 CRUDE VEG MATERIALS NES	2 298	2 064	640	759 OFFICE & ADP MCH PTS, ACC	5 872	113 547	39 214
322 CDAL LIGNITE PEAT	87 500	2 903	933	761 TELEVISION RECEIVERS	5 231	15 480	5 471
323 BRIQUETS COKE, SEMI-COKE	541 548	13 415	4 666	762 RADIO BROADCAST RECEIVRS	574	2 625	918
334 PETROLEUM PRODUCTS, REFIN	12 665	2 933	1 015	763 SOUND RECORDRS, PHONOGRPH	1 319	15 913	5 804
335 RESIDUAL PETRLM PROD NES	9 001	1 039	355	764 TELECOM EQPT, PTS ACC NES	1 375	17 882	6 111
411 ANIMAL OILS AND FATS	9 887	1 875	635	771 ELECTRIC POWER MACHY NES	8 202	11 995	4 168
423 FIXED VEG OILS, SOFT	33 042	5 462	1 967	772 SWITCHGEAR ETC & PTS NES	7 300	42 881	14 562
424 FIXED VEG OIL NONSOFT	8 357	2 222	782	773 ELECTR DISTRIBUTING MACH	36 087	42 329	14 536
431 PROCESD ANML VEG OIL ETC	11 899	2 110	708	774 ELECTRO-MEDCL XRAY EQUIP	230	4 969	1 724
511 HYDROCARBONS NES, DERIVS	19 647	3 937	1 362	775 HOUSEHOLD TYPE EQUIP NES	43 375	52 667	17 904
512 ALCOHOLS, PHENOLS, ETC	24 171	7 876	2 652	776 TRANSISTORS, VALVES ETC	767	34 596	11 435
513 ORGANIC ACIDS, ETC	44 893	24 046	7 895	778 ELECTRICAL MACHINERY NES	3 554	15 227	5 336
514 NITROGEN-FUNCTN COMPOUNDS	15 554	13 779	4 692	781 PASS MOTOR VEH EXC BUSES	119 262	160 803	55 032
515 ORG-INORG COMPOUNDS ETC	7 132	12 409	4 282	782 LORRIES, SPCL MTR VEH NES	12 096	14 580	5 095
516 OTHER ORGANIC CHEMICALS	36 849	9 514	3 369	783 ROAD MOTOR VEHICLES NES	2 798	3 508	1 207
522 INORG ELEMNTS, OXIDES, ETC	188 685	9 529	3 254	784 MOTOR VEHCL PTS, ACC NES	10 081	19 259	6 574
523 OTHR INORGANIC CHEMICALS	42 290	9 009	3 113	785 MOTOR & OTHER CYCLES ETC	6 694	6 912	2 463
531 SYNT DYE, NAT INDOGO, LAKES	7 945	7 142	2 456	786 VEH NES NONMOTR, TRAILERS	3 618	2 663	905
532 DYES NES TANNING PRODS	733	194	62	791 RAILWAY VEHICLES	51	162	58
533 PIGMENTS, PAINTS, ETC	18 709	8 303	2 820	792 AIRCRAFT	118	110	39
541 MEDICINAL ETC PRODUCTS	11 992	92 636	30 519	793 SHIPS AND BOATS	33	110	35
551 ESSENTL OIL, PERFUME, ETC	292	541	186	812 PLUMBG HEATING, LGHTNG EQU	7 754	5 607	1 936
553 PERFUMERY, COSMETICS, ETC	1 311	2 372	805	821 FURNITURE	17 844	14 423	5 014
554 SOAPS, CLEANING ETC PREPS	12 418	4 377	1 503	831 TRAVEL GOODS, HANDBAGS	502	1 159	399
562 FERTILIZERS MANUFACTURED	3 366 804	91 522	30 505	842 MENS OUTERWEAR NOT KNIT	2 332	14 607	4 965
572 EXPLOSIVES, PYROTECH PROD	143	215	77	843 WOMENS OUTERWEAR NONKNIT	2 745	42 821	14 586
582 PROD OF CONDENSATION ETC	80 011	29 821	10 155	844 UNDERWEAR NOT KNIT	74	928	323
583 PROD OF POLYMERIZING ETC	264 857	88 697	30 292	845 OUTERWEAR KNIT NONELASTC	919	15 007	5 099
584 CELLULOSE DERIVATIVES ETC	3 337	2 237	770	846 UNDERWEAR KNITTED	229	2 120	719
585 PLASTIC MATERIALS NES	372	225	847	847 TXT, CLTHNG ACCESRY NES	410	2 862	982
591 PESTICIDES, DISINFECTANTS	7 837	12 113	3 830	848 HEADGEAR, NONTXLT CLOTHNG	512	4 159	1 460
592 STARCH, INULIN, GLUTEN, ETC	2 586	1 330	453	851 FOOTWEAR	798	3 318	1 097
598 MISC CHEMICAL PRODS NES	64 172	18 016	6 088	871 OPTICAL INSTRUMENTS	18	645	213
611 LEATHER	394	1 716	568	872 MEDICAL INSTRUMENTS NES	684	4 022	1 388
612 LEATHER ETC MANUFACTURES	1 283	1 728	588	873 METERS & COUNTERS NES	307	1 867	638
621 MATERIALS OF RUBBER	25 484	11 435	3 902	874 MEASURING CONTROLLNG INSTR	1 292	25 743	8 873
625 RUBBER TYRES TUBES	3 665	912	317	881 PHOTO APPAR & EQUIPT NES	794	3 103	1 059
626 RUBBER ARTICLES NES	1 250	2 314	800	882 PHOTO, CINEMA SUPPLIES	4 294	7 634	2 607
634 VENEERS, PLYWOOD, ETC	48 958	6 258	2 173	884 OPTICAL GOODS NES	393	15 392	5 232
635 WOOD MANUFACTURES NES	7 875	2 667	914	885 WATCHES AND CLOCKS	929	6 174	2 151
641 PAPER AND PAPERBOARD	117 708	26 839	9 162	892 PRINTED MATTER	2 543	4 682	1 651
642 ARTICLES OF PAPER ETC	61 305	29 849	10 363	893 ARTICLES OF PLASTIC NES	32 761	30 613	10 526
651 TEXTILE YARN AND THREAD	43 210	49 722	16 984	894 TOYS, SPORTING GOODS ETC	3 661	3 985	1 369
652 COTTON FABRICS, WOVEN	3 729	9 079	3 088	895 OFFICE SUPPLIES NES	896	2 902	981
653 WOVN MAN-MADE FIB FABRIC	5 121	17 211	5 941	896 WORKS OF ART ETC	2	405	145
654 OTH WOVEN TEXTILE FABRIC	3 098	7 566	2 596	897 GOLD SILVER WARE JEWELRY	44	3 301	1 114
655 KNIT ETC FABRICS	6 160	17 535	6 025	898 MUSICAL INSTRUMENTS PTS	2 305	12 106	4 132
656 LACE RIBBONS TULLE, ETC	494	2 107	731	899 OTHER MANUFACTURED GOODS	2 487	10 932	3 678
657 SPECIAL TEXTILE ETC PROD	3 576	6 745	2 298	951 WAR FIREARMS, AMMUNITION	49	204	67
658 TEXTILE ARTICLES NES	823	1 423	492	DENMARK			
659 FLOOR COVERINGS ETC	1 600	872	294	IMPORTS	51 521 663	8 017 671	2 749 124
661 CEMENT ETC BUILDING PROD	29 038	1 978	684				
662 CLAY, REFRACTORY BLDG PRD	18 910	2 596	913	001 LIVE ANIMALS	42 451	13 950	4 852
663 OTH NONMETAL MINERAL MFS	12 675	6 495	2 199	011 MEAT FRESH, CHILLD FROZEN	098 574	581 032	196 014
664 GLASS	17 624	7 970	2 775	012 MEAT DRIED SALTED, SMOKEC	5 127	6 917	2 405
665 GLASSWARE	42 867	6 187	2 835	014 MEAT PREPD PRSVD NES ETC	136 531	88 454	30 250
666 POTTERY	314	313	105	022 MILK AND CREAM	126 263	11 495	3 902
667 PEARL PREC-, SEMI-P STONE		439	148	023 BUTTER	56 664	43 732	15 122
671 PIG IRON ETC	1 309	295	102	024 CHEESE AND CURD	322 740	258 752	88 567
673 IRON AND STEEL SHAPES	35 319	7 267	2 471	025 EGGS, BIRDS FRESH, PRSVD	3 711	1 843	645
674 IRN STL UNIV PLATE SHEET	41 003	7 359	2 576	034 FISH FRESH CHILLED FROZN	1 097 673	337 966	116 534

7 IMPORTS AND EXPORTS (SPECIAL TRADE) BY COUNTRIES OF PRODUCTION AND CONSUMPTION AND BY GROUPS OF THE SITC-REV. II 1985

GROUP DESCRIPTION	DT * 100 KG	1 000 DM	1 000 \$	GROUP DESCRIPTION	DT * 100 KG	1 000 DM	1 000 \$
035 FISH SALTED, DRIED, SMOKED	31 868	57 516	20 896	667 PEARL, PREC., SEMI-P STONE		109	40
036 SHELL FISH FRESH, FROZEN	110 584	7 644	2 706	671 PIG IRON ETC	1 113	196	63
037 FISH ETC PREPD PRSVD NES	131 941	84 841	29 486	672 IRON, STL PRIMARY FORMS	84 997	6 606	2 421
041 WHEAT ETC UNMILLED	2 331 473	105 958	35 511	673 IRON AND STEEL SHAPES	357 438	30 204	10 377
043 BARLEY UNMILLED	5 761 789	295 707	97 483	674 IPN, STL UNIV. PLATE, SHEET	1 027 955	88 032	30 266
045 CEREALS NES UNMILLED	1 469 947	68 089	22 162	675 IRON, STEEL HOOP, STRIP	2 744	765	259
046 WHEAT ETC MEAL OR FLOUR	10 496	760	255	677 IRN, STL WIRE EXCL W ROD	6 294	1 250	414
048 CEREAL ETC PREPARATIONS	206 705	66 298	22 558	678 IRON, STL TUBES, PIPES, ETC	139 440	33 631	11 600
054 VEG ETC FRSH, SMPLY PRSVD	1 866 648	148 682	53 166	679 IRN, STL CASTINGS UNWORKE	58 697	11 487	3 953
056 VEGETABLES ETC PRSVD, PREPD	44 102	17 205	5 819	681 SILVER, PLATINUM, ETC	13	718	232
057 FRUIT, NUTS, FRESH, DRIED	18 811	2 569	872	682 COPPER EXC CEMENT COPPER	14 892	6 840	2 253
058 FRUIT PRESERVED, PREPARED	91 779	21 709	7 341	684 ALUMINIUM	132 293	69 189	23 759
061 SUGAR AND HONEY	427 108	15 137	5 233	685 LEAD	856	102	33
062 SUGAR PREPS NON-COCOA	15 311	7 936	2 686	686 ZINC	233	102	34
071 COFFEE AND SUBSTITUTES	34	98	34	687 TIN	50	151	50
073 CHOCOLATE AND PRODUCTS	13 608	8 518	2 871	689 NON-FER BASE METALS NES	2 014	1 202	414
075 SPICES	2 379	1 967	679	691 STRUCTURES AND PARTS NES	112 335	52 451	18 205
081 FEEDING STUFF FOR ANIMLS	1 468 914	47 725	16 224	692 METAL TANKS, BOXES, ETC	25 473	10 198	3 507
091 MARGARINE AND SHORTENING	16 961	3 198	1 106	693 WIRE PRODUCTS NON ELECTR	1 544	698	248
098 EDIBLE PRODUCTS, PREPS NES	105 594	32 920	11 227	694 STL, COPPR NAILS, NUTS, ETC	37 034	14 497	4 966
111 NON-ALCOHL BEVERAGES NES	67 843	5 943	2 016	695 TOOLS	5 672	15 780	5 369
112 ALCOHOLIC BEVERAGES	459 288	70 466	24 233	696 CUTLERY	94	636	221
122 TOBACCO MFRS	21 261	60 307	20 806	697 BASE MTL HOUSEHOLD EQUIP	33 694	30 992	10 924
211 HIDES, SKINS, UNDRESSED	24 979	11 128	3 740	699 OTHER METAL MANUFACTURES	93 561	53 552	18 319
212 FUR SKINS UNDRESSED	2 503	158 235	52 251	711 STEAM BOILERS & AUX PLNT	2 928	3 075	1 047
222 SEEDS FOR SOFT/FIXED OIL	3 952 497	433 184	150 592	712 STEAM ENGINES TURBINES	28	2 210	862
223 SEEDS FOR OTH FIXED OILS	4 167	1 104	358	713 INTRNL COMBUS PISTN ENGN	36 652	55 124	18 508
233 RUBBER, SYNTHETIC, RECLAIMD	4 211	254	92	714 ENGINES & MOTORS NES	711	11 873	4 188
244 CORK RAW AND WASTE	305	199	68	716 ROTATING ELECTRIC PLANT	76 158	60 624	21 072
245 FUEL WOOD NES, CHARCOAL	8 884	135	46	718 OTH POWER GENERATG MACHV	7 058	22 175	7 607
246 PULPWOOD, CHIPS, WOODWASTE	127 295	1 220	408	721 AGRIC MACHY, EXC TRACTORS	75 499	65 692	22 295
247 OTH WOOD ROUGH, SQUARED	57 543	1 845	621	722 TRACTORS NON-ROAD	1 545	1 683	576
248 WOOD SHAPED	176 782	12 498	4 268	723 CIVIL ENGINEERG EQUIP ETC	11 262	7 066	2 467
251 PULP AND WASTE PAPER	434 038	21 203	7 270	724 TEXTILE, LEATHER MACHNRY	6 928	17 115	5 976
263 COTTON	2 051	298	106	725 PAPER ETC MILL MACHINERY	5 272	7 745	2 780
266 SYNTHETIC FIBRE TO SPIN	41 397	15 383	5 211	726 PRINTG, BKBINDG MACHY, PTS	4 802	14 128	4 827
267 OTHER MAN-MADE FIBRES	3 471	398	132	727 FOOD MACHRY NON-DOMESTIC	5 012	11 074	3 830
268 WOOL(EXC TOPS), ANML HAIR	1 362	1 355	463	728 OTH MACHY FOR SPCL INDUS	20 154	45 916	15 852
269 WASTE OF TEXTILE FABRICS	10 046	246	86	736 MACHINE TOOLS FOR METAL	14 533	18 284	6 300
273 STONE SAND AND GRAVEL	10 078 183	20 881	7 257	737 METALWORKING MACHNRY NES	4 814	9 055	3 148
274 SULPHUR ETC	32 734	707	240	741 HEATING, COOLING EQUIPMNT	35 830	73 603	25 475
278 OTHER CRUDE MINERALS	612 759	7 429	2 560	742 PUMPS FOR LIQUIDS ETC	124 343	95 261	32 528
281 IRON ORE, CONCENTRATES	21 313	207	72	743 PUMPS NES CENTRIFUGES ETC	101 100	75 480	26 088
282 IRON AND STEEL SCRAP	2 232 657	55 386	18 862	744 MECHANICAL HANDLING EQU	41 996	49 960	16 978
287 BASE METAL ORES, CONC NES	4 401	455	165	745 NONELEC MACHY, TOOLS NES	28 282	58 154	19 926
288 NONFERR METAL SCRAP NES	288 081	72 798	24 940	749 NONELEC MACH PTS, ACC NES	57 098	144 221	49 562
289 PREC METAL ORE, WASTE NES	153	5 745	1 980	751 OFFICE MACHINES	515	2 830	950
291 CRUDE ANIMAL MTRIALS NES	201 949	36 953	12 744	752 AUTOMTIC DATA PROC EQUIP	2 362	51 597	17 987
292 CRUDE VEG MATERIALS NES	556 877	221 429	76 160	759 OFFICE & ADP MCH PTS, ACC	1 327	16 970	5 880
334 PETROLEUM PRODUCTS, REFIN	1 871 995	121 890	43 766	761 TELEVISION RECEIVERS	999	3 254	1 174
335 RESIDUAL PETRLM PROD NES	138 918	9 139	3 168	762 RADIO BROADCAST RECEIVRS	261	1 789	631
351 ELECTRIC ENERGY				763 SOUND RECORDRS, PHONOGRPH	366	3 023	1 088
411 ANIMAL OILS AND FATS	519 465	53 562	17 935	764 TELECOM EQPT, PTS, ACC NES	22 574	80 306	27 771
423 FIXED VEG OILS, SOFT	90 236	16 060	5 222	771 ELECTRIC POWER MACH NES	5 362	11 853	3 942
424 FIXED VEG OIL NONSOFT	22 992	7 242	2 391	772 SWITCHGEAR ETC & PTS NES	6 485	40 034	13 691
431 PROCESD ANML VEG OIL ETC	111 323	31 410	10 832	773 ELECTR DISTRIBUTING MACH	1 714	3 484	1 201
511 HYDROCARBONS NES, DERIVS	463	151	52	774 ELECTRO-MEDCL, XRAY EQUIP	1 134	17 168	5 980
512 ALCOHOLS, PHENOLS, ETC	998	309	110	775 HOUSEHOLD TYPE EQUIP NES	25 435	21 277	7 217
513 ORGANIC ACIDS, ETC	48 533	21 862	7 687	776 TRANSISTORS, VALVES, ETC	547	8 017	2 767
514 NITROGEN-FUNCTN COMPOUNDS	8 067	5 394	1 776	778 ELECTRICAL MACHINERY NES	21 759	31 623	10 970
515 ORG-INORG COMPOUNDS ETC	6 754	7 982	2 747	781 PASS MOTOR VEH EXC BUSES	7 617	10 504	3 539
516 OTHER ORGANIC CHEMICALS	24 845	25 776	8 748	782 LORRIES, SPCL MTR VEH NES	10 998	8 260	2 643
522 INORG ELEMNTS, OXIDES, ETC	20 629	4 861	1 684	783 ROAD MOTOR VEHICLES NES	907	1 589	556
523 OTHR INORGANIC CHEMICALS	11 642	1 010	355	784 MOTOR VEHCL PTS, ACC NES	78 357	51 966	17 806
531 SYNT DYE, NAT INDOG, LAKES	5 177	9 066	3 058	785 MOTOR & OTHER CYCLES ETC	1 092	1 313	437
532 DYES NES, TANNING PRODS	198	83	30	786 VEH NES NONMOTR, TRAILERS	42 361	23 554	7 995
533 PIGMENTS, PAINTS, ETC	55 014	27 454	9 224	791 RAILWAY VEHICLES	1 937	1 188	390
541 MEDICINAL ETC PRODUCTS	13 651	116 443	39 467	792 AIRCRAFT	125	6 457	2 186
551 ESSENTL OIL, PERFUME ETC	433	889	298	793 SHIPS AND BOATS	55 337	35 726	12 713
553 PERFUMERY, COSMETICS, ETC	2 554	5 163	1 764	812 FURNITG, HEATING, LGHTNG EQU	70 939	43 651	15 123
554 SOAPS CLEANING ETC PREPS	71 188	9 738	3 342	821 PLUMBING	328 369	280 568	96 515
562 FERTILIZERS MANUFACTURED	1 736 255	43 885	15 000	831 TRAVEL GOODS, HANDBAGS	2 203	2 829	984
562 PROD OF CONDENSATION ETC	123 803	24 744	8 536	842 MENS OUTERWEAR NOT KNIT	3 552	16 132	5 524
563 PROD OF POLYMERIZING ETC	113 294	38 670	13 174	843 WOMENS OUTERWEAR NONKNIT	4 281	26 131	8 847
584 CELLULOSE DERIVATVS ETC	5 557	3 263	1 066	844 UNDERWEAR NOT KNIT	216	1 637	572
585 PLASTIC MATERIALS NES	438	3 367	1 135	845 OUTERWEAR KNIT NONELASTC	9 123	59 338	20 414
591 PESTICIDES, DISINFECTANTS	10 046	4 219	1 504	846 UNDERWEAR KNITTED	1 771	12 684	4 293
592 STARCH, INULIN GLUTEN, ETC	68 315	13 445	4 608	847 TXTL CLTHNG ACCESSRYS NES	389	1 747	595
598 MISC CHEMICAL PRODS NES	203 807	40 114	13 634	848 HEADGEAR NONXTL CLOTHNG	520	3 722	1 314
611 LEATHER	1 403	7 692	2 652	851 FOOTWEAR	7 328	39 964	13 384
612 LEATHER ETC MANUFACTURES	1 143	1 983	678	871 OPTICAL INSTRUMENTS	67	1 175	414
613 FUR SKINS TANNED, DRESSED	309	4 410	1 572	872 MEDICAL INSTRUMENTS NES	5 773	39 007	13 454
621 MATERIALS OF RUBBER	14 212	10 398	3 565	873 METERS & COUNTERS NES	153	1 841	628
625 RUBBER TYRES, TUBES	27 439	6 205	2 111	874 MEASURING, CONTROLING INSTR	7 152	89 615	30 848
628 RUBBER ARTICLES NES	6 436	13 482	4 618	881 PHOTO APPAR & EQUIPT NES	4 665	30 076	10 382
633 CORK MANUFACTURES	577	275	92	882 PHOTO, CINEMA SUPPLIES	247	1 893	632
634 VENEERS, PLYWOOD, ETC	74 601	16 287	5 511	883 DEVELOPED CINEMA FILM	98	860	295
635 WOOD MANUFACTURES NES	390 759	117 482	40 274	884 OPTICAL GOODS NES	33	2 121	724
641 PAPER AND PAPERBOARD	468 470	62 791	21 403	885 WATCHES AND CLOCKS	125	1 249	434
642 ARTICLES OF PAPER ETC	257 095	58 283	19 861	892 PRINTED MATTER	38 923	44 745	15 331
651 TEXTILE YARN AND THREAD	73 928	74 432	25 390	893 ARTICLES OF PLASTIC NES	113 866	114 476	39 207
652 COTTON FABRICS, WOVEN	3 235	7 959	2 711	894 TOYS, SPORTING GOODS, ETC	39 315	96 465	33 560
653 WOVN MAN-MADE FIB FABRIC	3 917	8 177	2 848	895 OFFICE SUPPLIES NES	1 296	1 976	652
654 OTH WOVEN TEXTILE FABRIC	4 679	7 870	2 714	896 WORKS OF ART ETC	6 808	23 751	8 236
655 KNIT ETC FABRICS	1 091	2 836	981	897 GOLD, SILVER WARE, JEWELRY	72	4 571	1 610
656 LACE, RIBBONS, TULLE, ETC	90	348	116	898 MUSICAL INSTRUMENTS, PTS	5 422	23 315	8 004
657 SPECIAL TEXTILE ETC PROD	11 777	10 383	3 553	899 OTHER MANUFACTURED GOODS	10 566	34 543	11 846
658 TEXTILE ARTICLES NES	5 245	14 404	4 896	941 ZOO ANIMALS, PETS	210	1 999	680
659 FLOOR COVERINGS ETC	62 926	49 855	17 110	951 WAR FIREARMS, AMMUNITION	75	184	62
661 CEMENT ETC BUILDING PROD	417 799	12 820	4 384	961 COIN NONGOLD NONCURRENT	3	169	57
662 CLAY REFRACTORY BLDG PRD	587 278	14 099	4 853	971 GOLD, NON MONETARY NES	36	3 279	1 090
663 OTH NONMETAL MINERAL MFS	1 414 373	52 371	17 886				
664 GLASS	86 881	8 876	2 944				
665 GLASSWARE	45 061	9 386	3 278				
666 POTTERY	4 499	12 254	4 304				

7 IMPORTS AND EXPORTS (SPECIAL TRADE) BY COUNTRIES OF PRODUCTION AND CONSUMPTION AND BY GROUPS OF THE SITC-REV. II 1985

GROUP DESCRIPTION	DT = 100 KG	1 000 DM	1 000 \$	GROUP DESCRIPTION	DT = 100 KG	1 000 DM	1 000 \$
EXPORTS	40 331 306	11 810 244	4 063 604	633 CORK MANUFACTURES	1 465	1 560	525
001 LIVE ANIMALS	1 722	2 403	853	634 VENEERS, PLYWOOD, ETC	1 013 773	105 789	36 535
011 MEAT FRESH, CHILLED, FROZEN	49 089	33 139	11 812	635 WOOD MANUFACTURES NES	160 313	21 150	7 247
012 MEAT DRIED, SALTED, SMOKED	520	782	272	641 PAPER AND PAPERBOARD	730 320	146 600	50 436
014 MEAT PREP, PRSD, NES ETC	17 701	12 273	4 207	642 ARTICLES OF PAPER ETC	274 014	97 051	33 342
022 MILK AND CREAM	192 262	60 458	20 810	651 TEXTILE YARN AND THREAD	208 084	187 065	64 245
023 BUTTER	904	649	219	652 COTTON FABRICS, WOVEN	26 002	58 792	20 260
024 CHEESE AND CURD	13 072	8 589	2 951	653 WOVN MAN-MADE FIB FABRIC	26 738	63 073	21 956
025 EGGS, BIRDS, FRESH, PRSRVD	10 373	2 159	742	654 OTH WOVEN TEXTILE FABRIC	4 930	11 017	3 775
034 FISH FRESH, CHILLED, FROZN	47 733	12 087	4 113	655 KNIT ETC FABRICS	11 694	24 677	8 429
036 SHELL FISH FRESH, FROZEN	1 115	1 557	533	656 LACE, RIBBONS, TULLE, ETC	2 744	9 236	3 168
037 FISH ETC PREP, PRSD NES	6 251	5 259	1 819	657 SPECIAL TEXTILE ETC PROD	49 464	67 593	23 279
041 WHEAT ETC UNMILLED	234 531	11 141	4 089	658 TEXTILE ARTICLES NES	21 287	29 129	10 168
042 RICE	90 496	18 448	6 271	659 FLOOR COVERINGS ETC	36 424	27 572	9 497
043 BARLEY UNMILLED	67 844	5 794	2 094	661 CEMENT ETC BUILDING PROD	526,355	13 633	4 756
044 MAIZE UNMILLED	275 733	16 628	5 701	662 CLAY, REFRACTORY BLDG PROD	323 509	29 980	10 391
045 CEREALS NES UNMILLED	33 026	1 875	687	663 OTH NONMETAL MINERAL MFS	141 367	39 972	13 517
046 WHEAT ETC MEAL OR FLOUR	29 002	1 983	678	664 GLASS	126 740	31 216	10 783
047 OTHER CEREAL MEALS, FLOUR	303 512	20 621	7 019	665 GLASSWARE	140 112	36 250	12 371
048 CEREAL ETC PREPARATIONS	227 154	46 020	15 724	666 POTTERY	29 491	19 127	6 654
054 VEG ETC FRSH, SMPLY PRSD	124 097	19 629	6 724	667 PEARL, PREC., SEMI-P STONE	29	2 191	738
056 VEGETABLES ETC PRSD, PREP	56 116	11 843	4 075	671 PIG IRON ETC	52 981	8 427	2 918
057 FRUIT, NUTS, FRESH, DRIED	225 145	45 145	15 756	672 IRON, STL PRIMARY FORMS	633 816	45 760	15 476
058 FRUIT PRESERVED, PREPARED	169 249	36 641	12 487	673 IRON AND STEEL SHAPES	817 626	104 281	35 652
061 SUGAR AND HONEY	199 343	17 112	5 805	674 IRN, STL UNIV PLATE, SHEET	1 390 399	191 453	65 129
062 SUGAR PREPS NON-COCOA	15 334	7 730	2 702	675 IRON, STEEL HOOP, STRIP	337 594	59 020	20 219
071 COFFEE AND SUBSTITUTES	96 449	124 966	42 667	676 RAILWAY RAILS ETC IRN, STL	10 233	2 054	704
072 COCOA	15 083	9 268	3 176	677 IRN, STL WIRE EXCL W ROD	140 313	23 601	8 069
073 CHOCOLATE AND PRODUCTS	53 480	39 852	13 797	678 IRON, STL TUBES, PIPES, ETC	1 419 847	268 705	91 106
074 TEA AND MATE	3 315	3 807	1 293	679 IRN, STL CASTINGS UNWORKE	68 597	24 497	8 442
075 SPICES	6 513	6 905	2 380	681 SILVER, PLATINUM, ETC	204	10 334	3 525
081 FEEDING STUFF FOR ANIMLS	5 814 604	326 896	111 794	682 COPPER EXC CEMENT COPPER	174 278	109 794	37 687
091 MARGARINE AND SHORTENING	40 612	7 097	2 492	683 NICKEL	777	2 726	936
098 EDIBLE PRODUCTS, PREPS NES	92 486	25 132	8 557	684 ALUMINIUM	261 479	151 539	51 892
111 NON-ALCOHL BEVERAGES NES	22 797	2 959	1 021	685 LEAD	124 932	18 726	6 447
112 ALCOHOLIC BEVERAGES	290 419	63 093	21 399	686 ZINC	20 664	6 507	2 238
121 TOBACCO UNMNFCTRD, REFUSE	349	365	124	687 TIN	635	1 872	639
122 TOBACCO MFRS	4 301	14 022	4 846	689 NON-FER BASE METALS NES	35	286	99
211 HIDES, SKINS, UNDRESSED	3 147	1 497	518	691 STRUCTURES AND PARTS NES	118 455	46 362	16 065
212 FUR SKINS UNDRESSED	155	5 437	1 860	692 METAL TANKS, BOXES, ETC	68 541	37 565	12 900
222 SEEDS FOR SOFT/FIXED OIL	95 226	9 812	3 293	693 WIRE PRODUCTS NON ELECTR	115 911	21 411	7 447
223 SEEDS FOR OTH FIXED OILS	16 808	2 469	832	694 STL, COPPR NAILS, NUTS, ETC	85 788	54 665	18 801
232 NATURAL RUBBER, GUMS	2 529	739	253	695 TOOLS	33 321	99 834	34 364
233 RUBBER, SYNTHETIC, RECLAIMD	46 448	15 678	5 420	696 CUTLERY	4 171	21 083	7 259
245 FUEL WOOD NES, CHARCOAL	9 617	1 016	333	697 BASE MTL HOUSEHOLD EQUIP	17 882	21 655	7 481
246 PULPWOOD, CHIPS, WOODWASTE	60 164	854	317	699 OTHER METAL MANUFACTURES	161 595	152 149	52 327
247 OTH WOOD ROUGH, SQUARED	1 065 620	16 410	5 743	711 STEAM BOILERS & AUX PLNT	6 840	5 575	2 021
248 WOOD SHAPED	336 252	27 726	9 459	712 STEAM ENGINES, TURBINES	818	3 896	1 330
251 PULP AND WASTE PAPER	258 592	8 219	2 767	713 INTRNL COMBUS PISTN ENGN	58 283	106 934	36 578
263 COTTON	3 649	816	286	714 ENGINES & MOTORS NES	649	20 632	7 575
265 VEG FIBRE, EXCL COTN JUTE	536	133	46	716 ROTATING ELECTRIC PLANT	77 182	117 996	41 281
266 SYNTHETIC FIBRE TO SPIN	14 807	6 073	2 071	718 OTH POWER GENERATG MACHY	3 480	12 257	4 301
267 OTHER MAN-MADE FIBRES	2 784	1 134	390	721 AGRIC MACHY, EXC TRACTORS	105 200	107 210	37 427
268 WOOL(EXC TOPS), ANML HAIR	6 108	5 252	1 750	722 TRACTORS NON-ROAD	90 963	106 081	37 190
269 WASTE OF TEXTILE FABRICS	1 121	408	141	723 CIVIL ENGINEERG EQUIP ETC	105 228	99 088	34 490
273 STONE, SAND AND GRAVEL	297 506	4 314	1 484	724 TEXTILE, LEATHER MACHNRY	17 475	60 183	20 955
274 SULPHUR ETC	798 361	36 327	12 447	725 PAPER ETC MILL MACHINERY	10 527	29 117	10 023
278 OTHER CRUDE MINERALS	1 432 049	13 230	4 555	726 PRINTG, BKBINDG MACHY, PTS	23 037	95 257	32 861
282 IRON AND STEEL SCRAP	123 883	3 978	1 364	727 FOOD MACHRY NON-DOMESTIC	7 163	32 479	11 132
287 BASE METAL ORES, CONC NES	20 961	927	326	728 OTH MACHY FOR SPCL INDUS	89 077	202 200	70 237
288 NONFER METAL SCRAP NES	64 276	15 450	5 360	736 MACHINE TOOLS FOR METAL	35 429	98 879	34 704
289 PREC METAL ORE, WASTE NES	135	150	51	737 METALWORKING MACHNRY NES	7 969	27 775	9 543
291 CRUDE ANIMAL MTRIALS NES	95 413	17 336	5 950	741 HEATING, COOLING EQUIPMNT	51 923	94 559	32 500
292 CRUDE VEG MATERIALS NES	59 731	43 757	14 790	742 PUMPS FOR LIQUIDS ETC	17 770	62 844	21 597
322 COAL, LIGNITE, PEAT	77 767	2 151	724	743 PUMPS NES, CENTRIFUGES ETC	115 711	166 976	57 265
323 BRIQUETS, COKE, SEMI-COKE	274 665	8 300	2 848	744 MECHANICAL HANDLING EQU	91 750	109 886	38 017
334 PETROLEUM PRODUCTS, REFIN	1 188 407	108 084	37 736	745 NONELEC MACHY, TOOLS NES	27 461	101 277	34 783
335 RESIDUAL PETRLM PROD NES	1 237 447	79 040	27 228	749 NONELEC MACH PTS, ACC NES	141 880	272 326	93 534
351 ELECTRIC ENERGY				751 OFFICE MACHINES	8 763	54 154	18 698
411 ANIMAL OILS AND FATS	156 558	21 950	7 458	752 OFFICE DATA PROC EQUIP	9 082	203 894	71 081
423 FIXED VEG OILS, SOFT	376 628	74 130	25 453	759 AUTOMATIC & ADP MCH PTS, ACC	2 173	56 127	19 282
424 FIXED VEG OIL NONSOFT	75 716	16 053	5 497	761 TELEVISION RECEIVERS	16 458	51 690	18 139
431 PROCESD ANML VEG OIL, ETC	973 929	130 867	44 831	762 RADIO BROADCAST RECEIVRS	4 210	17 359	5 945
511 HYDROCARBONS NES, DERIVS	95 899	17 301	6 000	763 SOUND RECORDRS, PHONOGRPH	3 700	36 545	12 810
512 ALCOHOLS, PHENOLS, ETC	328 166	75 370	25 899	764 TELECOM EQPT, PTS, ACC NES	10 573	138 208	48 125
513 ORGANIC ACIDS, ETC	164 958	41 182	14 061	771 ELECTRIC POWER MACHY NES	29 522	49 742	17 216
514 NITROGEN-FUNCTN COMPOUNDS	75 362	28 384	9 715	772 SWITCHGEAR ETC & PTS NES	34 166	196 981	67 502
515 ORG-INORG COMPOUNDS ETC	17 564	35 050	11 622	773 ELECTR DISTRIBUTING MACH	72 419	70 196	24 194
516 OTHER ORGANIC CHEMICALS	108 085	32 293	10 997	774 ELECTRO-MEDCL, XRAY EQUIP	884	22 548	7 656
522 INORG ELEMNTS, OXIDES, ETC	2 575 287	156 358	53 250	775 HOUSEHOLD TYPE EQUIP NES	119 932	141 919	49 225
523 OTHR INORGANIC CHEMICALS	828 920	64 948	22 211	776 TRANSISTORS VALVES, ETC	12 846	67 507	22 916
524 RADIOACTIVE ETC MATERIAL	10	3 334	1 082	778 ELECTRICAL MACHINERY NES	68 872	175 357	60 380
531 SYNT DYE, NAT INDGO, LAKES	17 783	38 604	13 285	781 PASS MOTOR VEH EXC BUSES	419 478	512 794	175 637
532 DYES NES, TANNING PRODS	3 933	1 296	444	782 LORRIES SPCL MTR VEH NES	198 609	247 649	85 543
533 PIGMENTS, PAINTS, ETC	133 133	76 004	26 124	783 ROAD MOTOR VEHICLES NES	31 409	47 932	16 608
541 MEDICINAL ETC PRODUCTS	31 400	129 800	44 263	784 MOTOR VEHCL PTS, ACC NES	185 779	233 500	80 356
551 ESSENTL OIL, PERFUME, ETC	2 571	5 189	1 762	785 MOTOR & OTHER CYCLES ETC	27 219	39 339	13 343
553 PERFUMERY, COSMETICS, ETC	18 910	20 284	6 925	786 VEH NES NONMOTR, TRAILERS	128 057	104 910	36 171
554 SOAPS, CLEANING ETC PREPS	139 568	39 669	13 642	791 RAILWAY VEHICLES	35 377	60 989	21 650
562 FERTILIZERS MANUFACTURED	2 083 468	83 964	27 680	792 AIRCRAFT	128	5 170	1 741
572 EXPLOSIVES, PYROTECH PROD	2 035	5 131	1 767	793 SHIPS AND BOATS	56 383	16 761	6 204
582 PROD OF CONDENSATION ETC	280 113	141 843	48 645	812 PLUMB, HEATNG, LGHTNG EQU	18 857	29 337	10 178
583 PROD OF POLYMERIZING ETC	1 077 336	350 020	120 186	821 FURNITURE	173 493	95 659	33 054
584 CELLULOSE DERIVATIVES ETC	18 484	15 748	5 386	831 TRAVEL GOODS, HANDBAGS	3 851	11 426	3 943
585 PLASTIC MATERIALS NES	16 193	7 629	2 627	842 MENS OUTERWEAR NOT KNIT	5 538	28 730	9 658
591 PESTICIDES, DISINFECTANTS	38 630	35 694	11 518	843 WOMENS OUTERWEAR NONKNIT	8 954	79 856	27 237
592 STARCH, INULIN, GLUTEN, ETC	161 290	29 025	9 926	844 UNDERWEAR NOT KNIT	1 182	7 224	2 470
598 MISC CHEMICAL PROD NES	567 965	116 098	39 770	845 OUTERWEAR KNIT NONELASTC	5 311	40 455	13 864
611 LEATHER	1 907	8 216	2 831	846 UNDERWEAR KNITTED	2 497	15 777	5 433
612 LEATHER ETC MANUFACTURES	3 925	8 436	2 876	847 TXLT CLTHNG ACCESSRYS NES	1 439	8 911	3 114
613 FUR SKINS TANNED, DRESSED	293	11 558	3 906	848 HEADGEAR NONTXLT CLOTHNG	2 604	30 351	10 455
621 MATERIALS OF RUBBER	29 848	24 057	8 273	851 FOOTWEAR	11 862	52 519	17 867
625 RUBBER TYRES TUBES	73 703	51 004	17 696	871 OPTICAL INSTRUMENTS	377	10 337	3 610
628 RUBBER ARTICLES NES	13 816	31 874	10 933	872 MEDICAL INSTRUMENTS NES	4 695	30 616	10 681
				873 METERS & COUNTERS NES	2 555	12 926	4 431

7 IMPORTS AND EXPORTS (SPECIAL TRADE) BY COUNTRIES OF PRODUCTION AND CONSUMPTION AND BY GROUPS OF THE SITC-REV. II 1985

GROUP DESCRIPTION	DT = 100 KG	1 000 DM	1 000 \$	GROUP DESCRIPTION	DT = 100 KG	1 000 DM	1 000 \$
874 MEASURING, CONTROLLING INSTR	9 863	138 701	47 865	699 OTHER METAL MANUFACTURES	4 454	2 687	916
881 PHOTO APPAR & EQUIP NES	3 625	29 889	10 256	712 STEAM ENGINES, TURBINES	14	140	55
882 PHOTO, CINEMA SUPPLIES	20 052	46 365	15 893	713 INTERNAL COMBUS PISTN ENGN	269	221	79
883 DEVELOPED CINEMA FILM	46	483	171	714 ENGINES & MOTORS NES	42	4 070	1 370
884 OPTICAL GOODS NES	666	35 987	12 390	716 ROTATING ELECTRIC PLANT	1 140	1 647	610
885 WATCHES AND CLOCKS	2 154	21 217	7 407	721 AGRIC MACHY, EXC TRACTORS	211	237	84
892 PRINTED MATTER	166 575	104 904	36 314	723 CIVIL ENGINEERG EQUIP ETC	279	537	174
893 ARTICLES OF PLASTIC NES	136 805	137 192	47 294	724 TEXTILE, LEATHER MACHNRY	214	1 082	374
894 TOYS, SPORTING GOODS, ETC	21 885	29 695	13 635	725 PAPER ETC MILL MACHINERY	212	632	238
895 OFFICE SUPPLIES NES	7 737	23 541	8 102	726 PRINTG, BKBINDG MACHY, PTS	108	184	67
896 WORKS OF ART ETC	141	5 855	2 013	727 FOOD MACHRY, NON-DOMESTIC	22	94	35
897 GOLD, SILVER WARE, JEWELRY	195	30 193	10 519	728 OTH MACHY FOR SPCL INDUS	566	848	291
898 MUSICAL INSTRUMENTS, PTS	11 515	41 699	14 325	736 MACHINE TOOLS FOR METAL	79	93	31
899 OTHER MANUFACTURED GOODS	40 972	42 171	14 532	737 METALWORKING MACHNRY NES	937	703	232
941 ZOO ANIMALS, PETS	997	2 366	827	741 HEATING, COOLING EQUIPMNT	400	657	223
951 WAR FIREARMS, AMMUNITION	269	1 996	680	742 PUMPS FOR LIQUIDS ETC	21	340	112
971 GOLD, NON MONETARY NES		2 545	863	743 PUMPS NES, CENTRIFUGES ETC	112	567	199
				744 MECHANICAL HANDLING EQU	233	192	64
GREECE				745 NONELEC MACHY, TOOLS NES	425	720	261
IMPORTS	11 415 579	3 255 216	1 118 618	749 NONELEC MACH PTS, ACC NES	979	1 808	621
01* MEAT FRESH, CHILLD, FROZEN	506	239	77	752 AUTOMATIC DATA PROC EQUIP	47	3 109	958
022 MILK AND CREAM	1 254	506	174	759 OFFICE & ADP MCH PTS, ACC	10	255	83
024 CHEESE AND CURD	15 565	4 189	4 869	764 TELECOM EQPT PTS ACC NES	3 995	32 401	11 198
034 FISH FRESH, CHILLED, FROZEN	969	1 492	504	771 ELECTRIC POWER MACHY NES	318	605	209
035 FISH SALTED, DRIED, SMOKED	616	267	101	772 SWITCHGEAR ETC & PTS NES	9 170	25 100	8 523
036 SHELL FISH FRESH, FROZEN	776	1 126	410	773 ELECTR DISTRIBUTING MACH	7 488	6 111	2 146
037 FISH ETC PREP, PRSVD NES	2 422	2 135	736	774 ELECTRO-MEDCL, XRAY EQUIP	11	155	54
041 WHEAT ETC UNMILLED	129 149	9 867	3 092	775 HOUSEHOLD TYPE EQUIP NES	7 471	4 837	1 626
044 MAIZE UNMILLED	1 173 652	67 679	22 690	778 ELECTRICAL MACHINERY NES	7 383	6 478	2 165
046 CEREAL ETC PREPARATIONS	7 243	1 534	524	781 PASS MOTOR VEH EXC BUSES	574	500	176
054 VEG ETC FRSH SMPLY PRSVD	644 071	98 261	33 694	782 LORRIES, SPCL MTR VEH NES	70	121	41
056 VEGETABLES ETC PRSVD, PREPD	188 389	35 793	12 265	784 MOTOR VEHCL PTS, ACC NES	450	348	120
057 FRUIT, NUTS, FRESH, DRIED	1 726 931	229 338	80 173	785 MOTOR & OTHER CYCLES ETC	178	121	42
058 FRUIT PRESERVED, PREPARED	749 192	125 187	42 616	792 AIRCRAFT	2	1 025	363
061 SUGAR AND HONEY	3 858	1 891	592	793 SHIPS AND BOATS	1 220 437	39 391	13 526
062 SUGAR PREPS, NON-COCOA	6 749	2 821	950	812 PLUMB, HEATING, LIGHTNG EQU	328	537	183
071 COFFEE AND SUBSTITUTES	214	341	116	821 FURNITURE	449	351	125
072 COCOA	374	576	200	831 TRAVEL GOODS, HANDBAGS	370	1 652	556
075 SPICES	21 787	5 038	1 723	842 MENS OUTERWEAR NOT KNIT	27 360	104 261	36 045
081 FEEDING STUFF FOR ANIMALS	5 475	923	284	843 WOMENS OUTERWEAR NONKNIT	67 076	362 680	123 776
098 EDIBLE PRODUCTS PREPS NES	14 773	5 996	2 020	844 UNDERWEAR NOT KNIT	389	993	349
112 ALCOHOLIC BEVERAGES	308 738	83 936	29 094	845 UNDERWEAR KNIT NONELASTC	67 990	294 077	100 754
121 TOBACCO UNMNFCTRD, REFUSE	91 560	70 793	24 051	846 UNDERWEAR KNITTED	67 400	232 072	77 799
122 TOBACCO MFERS	5 944	6 482	2 226	847 TXLT CLTHNG ACCESSRY NES	752	2 622	887
248 WOOD SHAPED	811	135	44	848 HEADGEAR, NONTXLT CLTHNG	6 581	316 789	110 998
263 COTTON	82 553	15 972	5 346	851 FOOTWEAR	10 405	56 429	18 978
266 SYNTHETIC FIBRE TO SPIN	7 933	3 160	1 088	871 OPTICAL INSTRUMENTS	1	147	47
268 WOOL (EXC TOPS) ANML HAIR	5 022	2 784	944	872 MEDICAL INSTRUMENTS NES	1	145	50
269 WASTE OF TEXTILE FABRICS	1 859	392	130	874 MEASURING, CONTROLLING INSTR	65	1 252	404
273 STONE, SAND AND GRAVEL	63 959	3 593	1 204	882 PHOTO, CINEMA SUPPLIES	1	270	88
277 NATURAL ABRASIVES NES	391 686	2 508	817	892 PRINTED MATTER	4 533	3 715	1 277
278 OTHER CRUDE MINERALS	1 986 742	58 118	19 927	893 ARTICLES OF PLASTIC NES	3 938	4 064	1 384
282 IRON AND STEEL SCRAP	1 941	258	85	894 TOYS, SPORTING GOODS, ETC	210	300	101
287 BASE METAL ORES CONC NES	602 517	7 298	2 456	896 WORKS OF ART ETC	57	1 819	660
288 NONFERR METAL SCRAP NES	27 412	3 361	1 126	897 GOLD, SILVER WARE, JEWELRY	18	1 465	524
289 PREC METAL ORE, WASTE NES		2 077	696	898 MUSICAL INSTRUMENTS, PTS	425	1 380	475
291 CRUDE ANIMAL MTRIALS NES	1 266	2 202	754	899 OTHER MANUFACTURED GOODS	557	1 257	425
292 CRUDE VEG MATERIALS NES	11 295	8 227	2 915	96* COIN NONGOLD, NONCURRENT		97	32
334 PETROLEUM PRODUCTS REFIN	439 626	31 799	10 606	972 GOLD COIN		476	152
423 FIXED VEG OILS, SOFT	1 416	847	295	EXPORTS	8 846 369	5 454 340	1 864 650
522 INORG ELEMENTS OXIDES, ETC	5 860	2 257	768	001 LIVE ANIMALS	2 216	1 856	627
531 SYNT DYE, NAT INDGO LAKES	363	1 012	356	011 MEAT FRESH CHILLD, FROZEN	805 193	523 440	180 127
533 PIGMENTS, PAINTS, ETC	384	285	99	012 MEAT PREPD PRSVD, NES ETC	4 510	3 215	1 078
541 MEDICINAL ETC PRODUCTS	533	504	188	022 MILK AND CREAM	438 514	100 572	35 127
551 ESSENTL OIL, PERFUME ETC	1 535	1 548	516	023 BUTTER	5 919	4 367	1 490
553 PERFUMERY, COSMETICS, ETC	96	198	63	024 CHEESE AND CURD	185 966	130 581	45 052
583 PROD OF POLYMERIZING ETC	20 526	8 845	2 996	025 EGGS, BIRDS, FRESH, PRSVD	2 308	1 585	499
585 PLASTIC MATERIALS NES	4 701	1 255	423	034 FISH FRESH CHILLED, FROZEN	4 915	2 189	725
598 MISC CHEMICAL PRODS NES	7 637	4 037	1 288	036 SHELL FISH FRESH, FROZEN	1 449	598	190
611 LEATHER	22	187	60	037 FISH ETC PREPD, PRSVD NES	892	1 170	412
612 LEATHER ETC MANUFACTURES	131	351	126	042 RICE	4 685	1 465	496
613 FUR SKINS TANNED, DRESSED	2 400	71 664	24 424	043 BARLEY UNMILLED	1 588	208	80
621 MATERIALS OF RUBBER	272	94	32	048 CEREAL ETC PREPARATIONS	27 309	13 155	4 514
625 RUBBER TYRES, TUBES	3 618	2 602	868	054 VEG ETC FRSH SMPLY PRSVD	17 602	3 548	1 140
634 VENEERS, PLYWOOD, ETC	7 910	1 676	563	056 VEGETABLES ETC PRSVD, PREPD	1 902	848	273
635 WOOD MANUFACTURES NES	1 464	643	217	057 FRUIT NUTS, FRESH, DRIED	2 536	813	263
642 ARTICLES OF PAPER ETC	5 000	1 340	459	058 FRUIT PRESERVED PREPARED	16 246	3 768	1 273
651 TEXTILE YARN AND THREAD	222 399	231 069	78 265	061 SUGAR AND HONEY	3 778	986	339
652 COTTON FABRICS WOVEN	8 638	11 219	3 813	062 SUGAR PREPS, NON-COCOA	3 171	1 971	667
653 WOVN MAN-MADE FIB FABRIC	6 935	6 779	2 370	071 COFFEE AND SUBSTITUTES	2 122	3 895	1 325
654 OTH WOVEN TEXTILE FABRIC	74	304	103	072 COCOA	4 668	4 090	1 423
655 KNIT ETC FABRICS	3 737	6 845	2 328	073 CHOCOLATE AND PRODUCTS	6 908	5 373	1 819
656 LACE, RIBBONS, TULLE, ETC	142	299	102	074 TEA AND MATE	66	163	55
658 TEXTILE ARTICLES NES	57 615	73 316	25 154	075 SPICES	301	263	84
659 FLOOR COVERINGS ETC	17 620	20 408	7 021	081 FEEDING STUFF FOR ANIMALS	53 879	9 264	3 183
661 CEMENT ETC BUILDING PROD	51 271	6 050	2 080	091 MARGARINE AND SHORTENING	279 414	61 297	20 626
663 OTH NONMETAL MINERAL MFS	417	1 814	621	098 EDIBLE PRODUCTS PREPS NES	23 420	15 568	5 331
666 POTTERY	738	727	255	11* NON-ALCOHL BEVERAGES NES	72 755	15 540	5 412
671 PIG IRON ETC	476 873	158 367	53 477	112 ALCOHOLIC BEVERAGES	19 762	4 156	1 393
674 IRN, STL UNIV, PLATE SHEET	94 542	9 470	3 040	12* TOBACCO UNMNFCTRD REFUSE	15 536	22 450	7 542
675 IRON, STEEL HOOP STRIP	20 432	3 042	1 026	121 TOBACCO MFERS	6 076	14 581	5 018
676 IRON STL TUBES, PIPES ETC	4 552	501	169	211 HIDES SKINS UNRESSED	3 551	1 465	487
679 IRN, STL CASTINGS UNWORKE	585	210	73	212 FUR SKINS UNRESSED	20	506	181
681 SILVER PLATINUM ETC	2	89	35	223 SEEDS FOR OTH FIXED OILS	736	140	47
682 COPPER EXC CEMENT COPPER	32 526	18 219	6 129	233 RUBBER, SYNTHETIC, RECLAIMD	18 365	4 099	1 398
684 ALUMINIUM	72 973	39 752	13 398	247 OTH WOOD ROUGH SQUARED	2 940	203	67
685 LEAD	3 417	500	164	248 WOOD SHAPED	30 532	3 884	1 325
689 NON-FER BASE METALS NES	336	148	51	263 COTTON	10 352	5 667	1 910
691 STRUCTURES AND PARTS NES	424	354	120	266 SYNTHETIC FIBRE TO SPIN	108 697	46 743	15 796
692 METAL TANKS, BOXES, ETC	1 150	1 196	440	267 OTHER MAN-MADE FIBRES	28 400	18 457	6 132
694 STL COPPR NAILS NUTS ETC	123	131	48	268 WOOL (EXC TOPS) ANML HAIR	2 881	3 662	1 250
695 TOOLS	81	1 902	645	269 WASTE OF TEXTILE FABRICS	3 035	372	126
697 BASE MTL HOUSEHOLD EQUIP	1 181	2 004	683	273 STONE SAND AND GRAVEL	5 602	246	85

7 IMPORTS AND EXPORTS (SPECIAL TRADE) BY COUNTRIES OF PRODUCTION AND CONSUMPTION AND BY GROUPS OF THE SITC-REV. II 1985

GROUP DESCRIPTION	DT * 100 KG	* 000 DM	1 000 \$	GROUP DESCRIPTION	DT * 100 KG	* 000 DM	1 000 \$
277 NATURAL ABRASIVES NES	24	11 090	3 758	737 METALWORKING MACHNRY NES	4 217	5 506	1 855
278 OTHER CRUDE MINERALS	32 062	2 213	756	741 HEATING, COOLING EQUIPMNT	11 678	26 760	9 330
287 BASE METAL ORES CONC NES	2 018	130	44	742 PUMPS FOR LIQUIDS ETC	7 033	18 928	6 531
291 CRUDE ANIMAL MTRIALS NES	6 192	2 651	905	743 PUMPS NES, CENTRIFUGES ETC	16 694	39 435	13 731
292 CRUDE VEG MATERIALS NES	6 892	5 161	1 706	744 MECHANICAL HANDLING EQU	27 077	25 164	8 683
322 COAL, LIGNITE, PEAT	14 573	499	174	745 NONELEC MACHY, TOOLS NES	10 818	39 524	13 694
323 BRIQUETS, COKE, SEMI-COKE	5 161	191	61	749 NONELEC MACH PTS, ACC NES	24 530	64 231	22 034
334 PETROLEUM PRODUCTS, REFIN	50 311	13 704	4 694	751 OFFICE MACHINES	1 134	7 064	2 398
335 RESIDUAL PETRLM PROD NES	39 045	4 591	1 521	752 AUTOMTIC DATA PROC EQUIP	1 349	21 302	7 362
411 ANIMAL OILS AND FATS	2 981	771	260	759 OFFICE & ADP MCH PTS, ACC	268	4 923	1 675
423 FIXED VEG OILS, SOFT	28 208	5 641	2 019	761 TELEVISION RECEIVERS	10 549	41 069	14 431
424 FIXED VEG OIL NONSOFT	8 774	2 566	883	762 RADIO BROADCAST RECEIVRS	1 333	6 255	2 099
431 PROCESD ANML VEG OIL, ETC	34 905	9 428	3 277	763 SOUND RECORDRS, PHONOGRPH	7 108	73 811	25 639
511 HYDROCARBONS NES, DERIVS	34 360	5 495	1 843	764 TELECOM EQPT, PTS, ACC NES	21 291	137 064	47 204
512 ALCOHOLS, PHENOLS, ETC	36 032	9 846	3 356	771 ELECTRIC POWER MACHY NES	3 613	4 264	1 450
513 ORGANIC ACIDS, ETC	146 896	34 454	11 829	772 SWITCHGEAR ETC & PTS NES	16 355	52 414	17 827
514 NITROGEN-FUNCTN COMPOUNDS	25 594	17 255	5 973	773 ELECTR DISTRIBUTING MACH	6 549	7 618	2 602
515 ORG-INORG COMPOUNDS ETC	16 496	22 674	7 770	774 ELECTRO-MEDCL, XRAY EQUIP	763	22 538	7 644
516 OTHER ORGANIC CHEMICALS	8 781	4 885	1 689	775 HOUSEHOLD TYPE EQUIP NES	72 807	87 436	30 166
522 INORG ELEMNTS, OXIDES, ETC	65 445	18 374	6 289	776 TRANSISTORS, VALVES, ETC	16 360	29 432	10 152
523 OTHR INORGANIC CHEMICALS	238 604	23 974	8 219	778 ELECTRICAL MACHINERY NES	53 658	61 174	21 036
524 RADIOACTIVE ETC MATERIAL		755	260	781 PASS MOTOR VEH EXC BUSES	270 617	363 691	122 217
531 SYNT DYE, NAT INDGO, LAKES	10 998	23 027	7 806	782 LORRIES, SPCL MTR VEH NES	345 532	73 803	25 171
532 DYES NES, TANNING PRODS	16 871	3 958	1 330	783 ROAD MOTOR VEHICLES NES	16 042	4 651	1 573
533 PIGMENTS, PAINTS, ETC	75 016	42 967	14 868	784 MOTOR VEHCL PTS, ACC NES	253 222	128 696	43 979
541 MEDICINAL ETC PRODUCTS	12 145	66 442	22 705	785 MOTOR & OTHER CYCLES ETC	4 673	4 989	692
551 ESSENTL OIL PERFUME, ETC	2 236	5 709	1 948	786 VEH NES NONMOTR TRAILERS	55 757	17 910	6 156
553 PERFUMERY, COSMETICS, ETC	5 516	6 434	2 201	791 RAILWAY VEHICLES	1 679	708	242
554 SOAPS, CLEANING ETC PREPS	63 334	22 753	7 789	792 AIRCRAFT	240	24 839	8 227
562 FERTILIZERS MANUFACTURED	587 281	33 107	10 841	793 SHIPS AND BOATS	43 956	6 051	2 086
572 EXPLOSIVES PYROTECH PROD	545	1 936	649	812 PLUMBG, HEATING, LGHTNG EQU	11 589	7 640	2 658
582 PROD OF CONDENSATION ETC	116 438	54 281	18 555	821 FURNITURE	13 611	16 147	5 497
583 PROD OF POLYMERIZING ETC	296 168	82 933	28 313	831 TRAVEL GOODS, HANDBAGS	304	1 058	357
584 CELLULOSE DERIVATIVES ETC	11 948	10 146	3 476	842 MENS OUTERWEAR NOT KNIT	4 382	9 025	3 099
585 PLASTIC MATERIALS NES	700	1 277	443	843 WOMENS OUTERWEAR NONKNIT	7 499	19 858	6 938
591 PESTICIDES, DISINFECTANTS	27 995	28 607	9 581	845 OUTERWEAR KNIT NONELASTC	1 432	3 440	1 186
592 STARCH, INULIN, GLUTEN, ETC	28 251	11 055	3 776	846 UNDERWEAR KNITTED	7 710	14 849	5 094
598 MISC CHEMICAL PRODS NES	140 213	61 205	20 809	847 TYXL CLTHNG ACCESSRYS NES	1 172	5 766	2 008
611 LEATHER	3 696	17 075	5 762	848 HEADGEAR, NONTYXL CLOTHNG	3 942	27 610	9 391
612 LEATHER ETC MANUFACTURES	327	849	288	851 FOOTWEAR	654	2 952	1 008
613 FUR SKINS TANNED DRESSED	11 871	380 933	130 510	871 OPTICAL INSTRUMENTS	257	2 985	1 009
621 MATERIALS OF RUBBER	12 087	9 933	3 399	872 MEDICAL INSTRUMENTS NES	1 185	16 067	5 484
625 RUBBER TYRES, TUBES	28 328	18 999	3 996	873 METERS & COUNTERS NES	690	2 331	807
628 RUBBER ARTICLES NES	5 734	10 968	3 708	874 MEASURING, CONTROLLNG INSTR	3 564	50 015	17 048
634 VENEERS, PLYWOOD, ETC	23 775	6 757	2 293	881 PHOTO APPAR & EQUIPT NES	843	7 149	2 419
635 WOOD MANUFACTURES NES	8 146	3 767	1 297	882 PHOTO CINEMA SUPPLIES	6 658	17 257	5 945
641 PAPER AND PAPERBOARD	177 203	43 328	14 718	883 DEVELOPED CINEMA FILM	17	470	152
642 ARTICLES OF PAPER ETC	150 529	72 286	24 786	884 OPTICAL GOODS NES	70	3 509	1 188
651 TEXTILE YARN AND THREAD	76 692	94 119	31 998	885 WATCHES AND CLOCKS	1 369	11 012	3 781
652 COTTON FABRICS, WOVEN	35 793	102 044	34 969	892 PRINTED MATTER	19 029	20 387	7 009
653 WOVN MAN-MADE FIB FABRIC	53 658	150 811	52 567	893 ARTICLES OF PLASTIC NES	33 762	28 489	9 742
654 OTH WOVEN TEXTILE FABRIC	13 967	51 037	17 301	894 TOYS, SPORTING GOODS ETC	9 142	14 665	4 987
655 KNIT ETC FABRICS	17 605	42 054	14 485	895 OFFICE SUPPLIES NES	2 545	8 576	2 910
656 LACE, RIBBONS, TULLE, ETC	779	4 982	1 718	896 WORKS OF ART ETC	4	412	136
657 SPECIAL TEXTILE ETC PROD	21 913	44 521	15 484	897 GOLD SILVER WARE, JEWELRY	143	7 509	2 629
658 TEXTILE ARTICLES NES	2 286	3 678	1 237	898 MUSICAL INSTRUMENTS PTS	3 783	14 003	4 788
659 FLOOR COVERINGS ETC	2 102	2 712	937	899 OTHER MANUFACTURED GOODS	5 991	18 796	6 440
661 CEMENT ETC BUILDING PROD	1 667	307	102	951 WAR FIREARMS, AMMUNITION	92	1 081	374
662 CLAY REFRACTORY BLDG PRD	69 752	10 273	3 563	961 COIN NONGOLD, NONCURRENT		103	33
663 OTH NONMETAL MINERAL MFS	31 080	15 055	5 079	971 GOLD NON MONETARY NES		8 782	2 999
664 GLASS	67 696	8 830	2 997	972 GOLD COIN		137	42
665 GLASSWARE	97 076	27 022	9 151				
666 POTTERY	12 950	8 065	2 760	ICELAND			
667 PEARL, PREC-, SEMI-P STONE	5	446	149				
671 PIG IRON ETC	27 695	4 784	1 635	IMPORTS	1 000 586	244 865	83 744
672 IRON, STL PRIMARY FORMS	636 174	44 423	14 853				
673 IRON AND STEEL SHAPES	116 910	12 764	4 386	001 LIVE ANIMALS	207	144	49
674 IRN STL UNIV, PLATE, SHEET	431 438	77 822	26 036	011 MEAT FRESH CHILLO FROZEN	2 669	1 217	422
675 IRON STEEL HOOP, STRIP	139 954	14 675	5 080	034 FISH FRESH, CHILLED, FROZEN	273 148	71 648	25 041
676 RAILWAY RAILS ETC IRN, STL	2 040	480	160	035 FISH SALTED, DRIED, SMOKED	18 083	7 779	2 728
677 IRN, STL WIRE EXCL W ROD	15 540	3 263	1 112	036 SHELL FISH FRESH, FROZEN	204	303	105
678 IRON, STL TUBES, PIPES, ETC	95 084	16 197	5 611	037 FISH ETC PREPD PRSVD NES	20 420	29 316	10 087
679 IRN, STL CASTINGS UNWOKKE	1 761	718	281	081 FEEDING STUFF FOR ANMLS	101 879	11 100	3 411
681 SILVER, PLATINUM, ETC	112	4 691	1 582	211 HIDES, SKINS UNDRESSED	30	86	30
682 COPPER EXC CEMENT COPPER	12 409	11 157	3 829	268 WOOL(EXC TOPS), ANML HAIR	1 034	462	153
683 NICKEL	107	379	125	278 OTHER CRUDE MINERALS	14 378	1 232	427
684 ALUMINIUM	26 414	18 228	6 250	282 IRON AND STEEL SCRAP	10 654	163	65
685 LEAD	10 664	1 421	496	288 NONFERR METAL SCRAP NES	2 384	293	96
686 ZINC	14 838	4 426	1 423	289 PREC METAL ORE, WASTE NES		1 003	354
687 TIN	304	1 068	379	291 CRUDE ANIMAL MTRIALS NES	332	1 760	612
688 NON-FER BASE METALS NES	50	329	110	292 CRUDE VEG MATERIALS NES	2 610	247	81
691 STRUCTURES AND PARTS NES	16 954	7 183	2 438	411 ANIMAL OILS AND FATS	107 173	10 034	3 630
692 METAL TANKS, BOXES, ETC	13 476	8 207	2 803	592 STARCH, INULIN, GLUTEN ETC	602	226	89
693 WIRE PRODUCTS NON ELECTR	16 874	9 529	3 292	596 MISC CHEMICAL PRODS NES	60 907	5 955	2 038
694 STL COPPR NAILS NUTS, ETC	8 413	6 511	2 229	613 FUR SKINS TANNED DRESSED	71	466	156
695 TOOLS	9 671	22 042	7 492	651 TEXTILE YARN AND THREAD	92	253	91
696 CUTLERY	1 356	6 053	2 069	671 PIG IRON ETC	209 445	35 662	11 786
697 BASE MTL HOUSEHOLD EQUIP	11 148	18 956	6 551	684 ALUMINIUM	167 602	59 210	20 136
699 OTHER METAL MANUFACTURES	32 789	31 142	10 583	714 ENGINES & MOTORS NES	5	318	119
700 INDUSTRIAL PLANT CHAP 84	411	1 529	607	724 TEXTILE, LEATHER MACHNRY	23	625	43
711 STEAM BOILERS & AUX PLNT	2 476	5 766	1 939	749 NONELEC MACH PTS, ACC NES	126	122	40
712 STEAM ENGINES, TURBINES	378	2 138	694	843 WOMENS OUTERWEAR NONKNIT	12	238	84
713 INTRNL COMBUS PISTN ENGN	54 408	46 416	15 697	845 OUTERWEAR KNIT NONELASTC	163	2 241	778
714 ENGINES & MOTORS NES	51	6 189	2 137	848 HEADGEAR NONTYXL CLOTHNG	16	181	63
716 ROTATING ELECTRIC PLANT	12 310	16 172	5 452	896 WORKS OF ART ETC	4	203	71
718 OTH POWER GENERATG MACHY	134	509	172				
721 AGRIC MACHY, EXC TRACTORS	30 965	31 867	10 371	EXPORTS	645 004	303 421	103 657
722 TRACTORS NON-ROAD	58 366	59 989	19 998				
723 CIVIL ENGINEERG EQUIP ETC	121 004	49 534	16 690	043 BARLEY UNMILLED	15 787	573	184
724 TEXTILE LEATHER MACHNRY	22 974	72 023	24 556	047 OTHER CEREAL MEALS FLOUR	19 764	795	265
725 PAPER ETC MILL MACHINERY	1 640	5 113	1 752	048 CEREAL ETC PREPARATIONS	77 397	4 425	1 524
726 PRINTG, BKBDNG MACHY PTS	5 576	12 831	4 504	054 VEG ETC FRSH, SMPLY PRSVD	6 321	147	82
727 FOOD MACHRY NON-DOMESTIC	3 916	10 971	3 757	056 VEGTBLES ETC PRSVD, PREPD	285	255	45
728 OTH MACHRY FOR SPCL INDUS	43 594	59 368	20 130	057 FRUIT NUTS FRESH, DRIED	1 801	824	288
736 MACHINE TOOLS FOR METAL	5 853	15 974	5 394	058 FRUIT PRESERVED, PREPARED	1 243	434	137

7 IMPORTS AND EXPORTS (SPECIAL TRADE) BY COUNTRIES OF PRODUCTION AND CONSUMPTION AND BY GROUPS OF THE SITC-REV. II 1985

GROUP DESCRIPTION	DT * 100 KG	1 000 DM	1 000 \$	GROUP DESCRIPTION	DT * 100 KG	1 000 DM	1 000 \$
061 SUGAR AND HONEY	13 613	705	256	764 TELECOM EQPT,PTS,ACC NES	578	4 222	1 518
062 SUGAR PREPS NON-COCOA	698	497	160	771 ELECTRIC POWER MACHY NES	665	716	247
071 COFFEE AND SUBSTITUTES	284	294	103	772 SWITCHGEAR ETC & PTS NES	2 339	6 687	2 304
072 COCOA	2 215	2 614	897	773 ELECTR DISTRIBUTING MACH	3 499	2 108	729
073 CHOCOLATE AND PRODUCTS	1 238	1 122	409	774 ELECTRO-MEDCL,XRAY EQUIP	78	1 753	645
075 SPICES	173	155	46	775 HOUSEHOLD TYPE EQUIP NES	4 395	6 691	2 293
081 FEEDING STUFF FOR ANIMLS	123 577	4 538	1 515	776 TRANSISTORS,VALVES,ETC	67	7445	162
098 EDIBLE PRODCTS,PREPS NES	2 361	878	295	778 ELECTRICAL MACHINERY NES	5 239	6 238	2 162
111 NON-ALCOHL BEVERAGES NES	1 392	177	59	781 PASS MOTOR VEH EXC BUSES	6 974	12 358	4 163
112 ALCOHOLIC BEVERAGES	4 998	2 638	901	782 LORRIES,SPCL MTR VEH NES	7 005	6 658	2 240
122 TOBACCO MFRS	42	148	52	783 ROAD MOTOR VEHICLES NES	1 414	1 558	516
248 WOOD SHAPED	656	106	37	784 MOTOR VEHCL PTS,ACC NES	2 889	5 677	1 942
268 WOOL(EXC TOPS),ANML HAIR	592	517	176	785 MOTOR & OTHER CYCLES ETC	850	1 092	362
278 OTHER CRUDE MINERALS	30 560	405	136	786 VEH NES NONMOTR,TRAILERS	4 156	2 835	958
292 CRUDE VEG MATERIALS NES	515	505	167	793 SHIPS AND BOATS	10 141	1 882	598
334 PETROLEUM PRODUCTS,REFIN	9 671	1 675	568	812 PLUMB,HEATING,LIGHTNG EQU	2 120	1 892	652
335 RESIDUAL PETRLM PROD NES	3 004	353	128	821 FURNITURE	4 575	5 461	1 885
423 FIXED VEG OILS,SOFT	765	192	67	831 TRAVEL GOODS,HANDBAGS	417	1 840	657
431 PROCESD ANML VEG OIL,ETC	2 232	612	209	842 MENS OUTERWEAR NOT KNIT	228	2 862	1 005
511 HYDROCARBONS NES,DERIVS	772	157	53	843 WOMENS OUTERWEAR NONKNIT	251	4 251	1 470
512 ALCOHOLS,PHENOLS,ETC	368	148	53	844 UNDERWEAR NOT KNIT	71	675	237
513 ORGANIC ACIDS,ETC	619	322	107	845 OUTERWEAR KNIT NONELASTC	293	3 426	1 166
515 ORG-INORG COMPOUNDS ETC	427	944	352	846 UNDERWEAR KNITTED	232	2 486	868
516 OTHER ORGANIC CHEMICALS	340	156	50	847 TXL CLTHNG ACCESSRYS NES	95	1 071	364
522 INORG ELEMNTS OXIDES,ETC	1 268	395	131	848 HEADGEAR NONTXTL CLOTHNG	126	1 377	472
523 OTHR INORGANIC CHEMICALS	1 959	314	106	851 FOOTWEAR	574	3 822	1 322
531 SYNT DYE,NAT INDCG LAKES	167	645	221	871 OPTICAL INSTRUMENTS	13	337	113
533 PIGMENTS,PAINTS ETC	7 745	3 974	1 333	872 MEDICAL INSTRUMENTS NES	107	1 180	402
541 MEDICINAL ETC PRODUCTS	448	1 893	641	873 METERS & COUNTERS NES	110	579	199
553 PERFUMERY,COSMETICS,ETC	1 394	2 098	730	874 MEASURING,CONTROLLNG INSTR	262	3 299	1 129
554 SOAPS,CLEANING ETC PREPS	6 154	2 177	752	881 PHOTO APPAR & EQUIPT NES	163	1 401	474
562 FERTILIZERS MANUFACTURED	5 146	238	72	882 PHOTO,CINEMA SUPPLIES	929	1 706	580
572 EXPLOSIVES,PYROTECH PROD	95	267	98	884 OPTICAL GOODS NES	8	706	235
582 PROD OF CONDENSATION ETC	4 775	3 026	1 033	885 WATCHES AND CLOCKS	46	436	142
583 PROD OF POLYMERIZING ETC	4C 050	12 345	4 197	892 PRINTED MATTER	1 933	2 336	814
591 PESTICIDES DISINFECTANTS	85	244	86	893 ARTICLES OF PLASTIC NES	7 678	7 750	2 656
592 STARCH,INULIN,GLUTEN,ETC	1 222	557	195	894 TOYS,SPORTING GOODS,ETC	1 256	2 770	957
598 MISC CHEMICAL PRODS NES	8 029	2 036	687	895 OFFICE SUPPLIES NES	154	661	224
611 LEATHER	269	263	91	897 GOLD,SILVER WARE,JEWELRY	5	1 958	674
612 LEATHER ETC MANUFACTURES	51	297	102	898 MUSICAL INSTRUMENTS,PTS	368	2 165	760
621 MATERIALS OF RUBBER	4 671	2 726	944	899 OTHER MANUFACTURED GOODS	500	1 548	546
625 RUBBER TYRES,TUBES	4 590	1 234	428	951 WAR FIREARMS,AMMUNITION	12	90	30
628 RUBBER ARTICLES NES	385	689	234				
634 VENEERS,PLYWOOD,ETC	2 517	1 121	384	FAROE IS			
635 WOOD MANUFACTURES NES	813	735	256				
641 PAPER AND PAPERBOARD	13 823	4 044	1 388	IMPORTS	174 546	68 618	23 662
642 ARTICLES OF PAPER ETC	7 649	4 118	1 415				
651 TEXTILE YARN AND THREAD	171	934	319	034 FISH FRESH,CHILLED,FROZN	145 570	55 790	19 313
652 COTTON FABRICS WOVEN	862	2 473	826	035 FISH SALTED,DRIED,SMOKED	24 174	10 018	3 412
653 WOVN MAN-MADE FIB FABRIC	403	1 468	502	036 SHELL FISH FRESH,FROZEN	4 493	1 387	451
654 OTH WOVEN TEXTILE FABRIC	103	321	114	037 FISH ETC PREPD PRSVD NES	293	268	89
655 KNIT ETC FABRICS	108	513	175	896 WORKS OF ART ETC	2	1 094	375
656 LACE,RIBBONS,TULLE ETC	57	401	138				
657 SPECIAL TEXTILE ETC PROD	1 191	2 264	777	EXPORTS	35 196	23 295	8 122
658 TEXTILE ARTICLES NES	370	1 205	412				
659 FLOOR COVERINGS ETC	1 910	1 731	578	048 CEREAL ETC PREPARATIONS	84	87	30
661 CEMENT ETC BUILDING PROD	5 886	438	154	054 VEG ETC FRSH,SMPLY PRSVD	155	189	60
662 CLAY,REFRACTORY BLDG PRD	10 703	1 100	374	072 COCOA	116	158	50
663 OTH NONMETAL MINERAL MFS	1 422	726	245	642 ARTICLES OF PAPER ETC	998	399	132
664 GLASS	3 677	762	253	659 FLOOR COVERINGS ETC	413	184	61
665 GLASSWARE	2 902	1 233	427	663 OTH NONMETAL MINERAL MFS	1 150	103	35
666 POTTERY	1 143	1 791	622	678 IRON STL TUBES,PIPES,ETC	1 047	97	37
673 IRON AND STEEL SHAPES	4 003	603	211	691 STRUCTURES AND PARTS NES	2 277	638	214
674 IRN,STL UNIV,PLATE,SHEET	24 865	4 036	1 344	699 OTHER METAL MANUFACTURES	212	459	158
675 IRON,STEEL HOOP,STRIP	944	154	52	713 INTRNL COMBUS PISTN ENGN	96	683	208
678 IRON STL TUBES PIPES,ETC	21 861	3 940	1 338	718 OTH POWER GENERATG MACHY	26	310	110
679 IRN,STL CASTINGS UNWORKE	575	141	50	727 FOOD MACHRY NON-DOMESTIC	126	1 183	388
682 COPPER EXC CEMENT COPPER	511	850	296	728 OTH MACHRY FOR SPCL INDUS	33	110	37
684 ALUMINIUM	2 088	2 530	855	775 HOUSEHOLD TYPE EQUIP NES	273	462	159
686 ZINC	446	121	40	781 PASS MOTOR VEH EXC BUSES	1 248	2 639	1 049
691 STRUCTURES AND PARTS NES	3 298	2 208	749	793 SHIPS AND BOATS	25 441	13 970	4 871
692 METAL TANKS,BOXES,ETC	2 543	3 341	1 140	893 ARTICLES OF PLASTIC NES	146	141	44
693 WIRE PRODUCTS NON ELECTR	3 490	1 081	368				
694 STL COPPR NAILS,NUTS,ETC	2 807	2 275	772	NORWAY			
695 TOOLS	1 123	2 944	994				
696 CUTLERY	176	1 242	416	IMPORTS	179 432 477	11 006 605	3 743 384
697 BASE MTL HOUSEHOLD EQUIP	1 379	1 718	602				
699 OTHER METAL MANUFACTURES	4 367	4 444	1 517	014 MEAT PREPD PRSVD,NES ETC	236	89	33
711 STEAM BOILERS & AUX PLNT	72	140	51	024 CHEESE AND CURD	8 653	5 195	1 836
713 INTRNL COMBUS PISTN ENGN	301	1 869	637	034 FISH FRESH CHILLED,FROZN	455 307	170 681	59 192
714 ENGINES & MOTORS NES	2	116	42	035 FISH SALTED,DRIED,SMOKED	11 846	10 227	3 550
716 ROTATING ELECTRIC PLANT	207	482	159	036 SHELL FISH FRESH,FROZEN	7 706	3 166	1 102
718 OTH POWER GENERATG MACHY	41	176	62	037 FISH ETC PREPD PRSVD NES	22 773	17 980	6 175
721 AGRIC MACHY EXC TRACTORS	3 626	2 852	954	048 CEREAL ETC PREPARATIONS	1 262	568	196
722 TRACTORS NON-ROAD	933	1 162	387	058 FRUIT PRESERVED,PREPARED	3 492	1 633	543
723 CIVIL ENGINEERG EQUIP ETC	1 810	1 794	602	061 SUGAR AND HONEY	2 141	1 432	509
724 TEXTILE,LEATHER MACHNRY	545	3 104	1 049	081 FEEDING STUFF FOR ANIMLS	18 175	3 371	1 149
725 PAPER ETC MILL MACHINERY	124	356	115	098 EDIBLE PRODCTS,PREPS NES	215	188	66
726 PRINTG,BKBDNG MACHY PTS	690	4 533	1 519	112 ALCOHOLIC BEVERAGES	3 155	3 175	1 105
727 FOOD MACHRY NON-DOMESTIC	731	5 476	1 868	211 HIDES,SKINS,UNDRESSED	11 866	6 439	2 148
728 OTH MACHRY FOR SPCL INDUS	1 863	4 058	1 401	212 FUR SKINS UNDRESSED	192	6 580	2 103
736 MACHINE TOOLS FOR METAL	172	808	260	245 FUEL WOOD NES,CHARCOAL	9 533	176	56
737 METALWORKING MACHNRY NES	90	497	165	247 OTH WOOD ROUGH,SQUARED	21 170	821	279
741 HEATING,COOLING EQUIPMNT	756	2 021	684	248 WOOD SHAPED	368 325	27 899	9 414
742 PUMPS FOR LIQUIDS ETC	283	1 196	404	251 PULP AND WASTE PAPER	912 358	94 746	32 274
743 PUMPS NES CENTRIFUGES ETC	741	1 983	667	266 SYNTHETIC FIBRE TO SPIN	169	204	65
744 MECHANICAL HANDLING EQU	4 997	5 246	1 791	268 WOOL(EXC TOPS),ANML HAIR	1 180	939	315
745 NONELEC MACHY,TOOLS NES	2 347	8 777	2 975	273 STONE,SAND AND GRAVEL	9 797 846	28 470	9 837
749 NONELEC MACHY PTS,ACC NES	1 749	4 820	1 636	274 SULPHUR ETC	67 066	604	198
751 OFFICE MACHINES	134	1 491	523	278 OTHER CRUDE MINERALS	7 673 193	66 954	23 460
752 AUTOMATIC DATA PROC EQUIP	260	4 332	1 479	281 IRON ORE,CONCENTRATES	16 671 948	132 635	44 060
759 OFFICE & ADP MCH PTS,ACC	41	1 494	528	282 IRON AND STEEL SCRAP	34 916	2 174	730
761 TELEVISION RECEIVERS	282	914	311	287 BASE METAL DRES,CONC NES	3 075 797	52 225	17 804
762 RADIO BROADCAST RECEIVRS	52	237	82	288 NONFERR METAL SCRAP NES	165 065	35 230	12 047
763 SOUND RECORDRS,PHONOGRPH	14	418	142	289 PREC METAL ORE,WASTE NES	131	3 584	1 189

7 IMPORTS AND EXPORTS (SPECIAL TRADE) BY COUNTRIES OF PRODUCTION AND CONSUMPTION AND BY GROUPS OF THE SITC-REV. II 1985

GROUP DESCRIPTION	DT * 100 KG	1 000 DM	1 000 \$	GROUP DESCRIPTION	DT * 100 KG	1 000 DM	1 000 \$
291 CRUDE ANIMAL MTRIALS NES	511	387	124	778 ELECTRICAL MACHINERY NES	24 313	16 361	5 735
292 CRUDE VEG MATERIALS NES	2 619	1 099	392	781 PASS MOTOR VEH EXC BUSES	861	1 477	516
322 COAL, LIGNITE, PEAT	756 851	15 554	5 340	782 LORRIES, SPCL MTR VEH NES	6 292	7 763	2 607
323 BRIQUETS, COKE, SEMI-COKE	127 374	2 004	666	783 ROAD MOTOR VEHICLES NES	649	840	292
333 CRUDE PETROLEUM	34 053 816	2 143 644	744 768	784 MOTOR VEHCL PTS, ACC NES	50 197	52 688	18 097
334 PETROLEUM PRODUCTS, REFIN	4 986 267	347 690	117 796	785 MOTOR & OTHER CYCLES ETC	458	406	132
411 ANIMAL OILS AND FATS	240 791	23 117	7 610	786 VEH NES NONMOTR, TRAILERS	608	313	107
431 PROCESD ANML VEG OIL, ETC	26 152	4 834	1 625	791 RAILWAY VEHICLES	838	829	273
511 HYDROCARBONS NES, DERIVS	36 572	3 798	1 184	792 AIRCRAFT	72	4 341	1 499
512 ALCOHOLS, PHENOLS, ETC	22 700	43 802	14 982	793 SHIPS AND BOATS	76 389	14 727	5 030
513 ORGANIC ACIDS, ETC	2 905	2 249	748	812 PLUMB, HEATNG, LGHTNG EQU	2 796	4 822	1 667
514 NITROGEN-FUNCTN COMPOUNDS	8 217	5 457	1 895	821 FURNITURE	14 624	15 398	5 343
515 ORG-INORG COMPOUNDS ETC	159	199	74	831 TRAVEL GOODS, HANDBAGS	84	200	69
516 OTHER ORGANIC CHEMICALS	3 876	7 772	2 688	842 MENS OUTERWEAR NOT KNIT	99	869	289
522 INORG ELEMNTS, OXIDES, ETC	491 446	108 784	36 881	843 WOMENS OUTERWEAR NONKNIT	68	886	288
523 OTHR INORGANIC CHEMICALS	332 364	43 193	14 719	845 OUTERWEAR KNIT NONELASTC	246	1 828	635
524 RADIOACTIVE ETC MATERIAL	7	563	205	846 UNDERWEAR KNITTED	93	743	256
531 SYNT DYE, NAT INDOGO, LAKES	216	147	50	847 TXTL CLTHNG ACCESSRY NES	139	676	233
533 PIGMENTS, PAINTS, ETC	26 190	13 066	4 453	848 HEADGEAR, NONTXTL CLOTHNG	52	600	205
541 MEDICINAL ETC PRODUCTS	1 443	26 974	9 100	851 FOOTWEAR	107	413	146
554 SOAPS, CLEANING ETC PREPS	35 134	7 239	2 430	871 OPTICAL INSTRUMENTS	2	189	62
562 FERTILIZERS MANUFACTURED	1 015 511	43 634	15 533	872 MEDICAL INSTRUMENTS NES	218	4 333	1 516
572 EXPLOSIVES, PYROTECH PROD	2 391	14 150	4 727	873 METERS & COUNTERS NES	14	227	78
582 PROD OF CONDENSATION ETC	35 485	10 614	3 684	874 MEASURNG, CONTROLNG INSTR	706	20 847	7 242
583 PROD OF POLYMERIZING ETC	447 687	88 200	30 355	881 PHOTO APPAR & EQUIPT NES	45	967	343
584 CELLULOSE DERIVATIVES ETC	6 467	4 096	1 414	884 OPTICAL GOODS NES	1	154	53
585 PLASTIC MATERIALS NES	6 017	9 152	3 112	885 WATCHES AND CLOCKS	7	145	48
598 MISC CHEMICAL PRODS NES	90 102	14 238	4 835	892 PRINTED MATTER	961	965	322
611 LEATHER	743	2 504	839	893 ARTICLES OF PLASTIC NES	8 787	5 919	2 004
613 FUR SKINS TANNED, DRESSED	137	1 245	435	894 TOYS, SPORTING GOODS, ETC	2 658	3 543	1 260
621 MATERIALS OF RUBBER	960	403	139	895 OFFICE SUPPLIES NES	45	90	31
625 RUBBER TYRES, TUBES	16 090	10 698	3 865	896 WORKS OF ART ETC	35	1 018	357
628 RUBBER ARTICLES NES	382	429	144	897 GOLD, SILVER WARE, JEWELRY	64	731	250
634 VENEERS, PLYWOOD, ETC	1 546	196	64	898 MUSICAL INSTRUMENTS, PTS	64	894	306
635 WOOD MANUFACTURES NES	13 398	5 520	1 910	899 OTHER MANUFACTURED GOODS	2 949	2 061	710
641 PAPER AND PAPERBOARD	2 003 806	251 573	85 875	951 WAR FIREARMS, AMMUNITION	16	119	40
642 ARTICLES OF PAPER ETC	36 033	9 548	3 276	971 GOLD, NON MONETARY NES	4	6 452	2 227
651 TEXTILE YARN AND THREAD	4 838	4 738	1 630	EXPORTS	17 280 289	6 797 307	2 345 081
652 COTTON FABRICS, WOVEN	811	2 315	806	001 LIVE ANIMALS	19	115	39
653 WOVN MAN-MADE FIB FABRIC	474	762	261	011 MEAT FRESH, CHILLO FROZEN	125	163	50
654 OTH WOVEN TEXTILE FABRIC	153	422	136	024 CHEESE AND CURD	744	900	312
657 SPECIAL TEXTILE ETC PROD	4 096	6 699	2 281	036 SHELL FISH FRESH, FROZEN	55	92	30
658 TEXTILE ARTICLES NES	382	2 428	828	037 FISH ETC PREPD PRSD NES	49	156	55
659 FLOOR COVERINGS ETC	536	331	114	041 WHEAT ETC UNMILLED	242 780	10 347	3 266
661 CEMENT ETC BUILDING PROD	10 228	1 337	457	042 RICE	11 826	1 523	528
662 CLAY, REFRACTORY BLDG PRD	128 486	7 022	2 406	047 OTHER CEREAL MEALS, FLOUR	8 134	209	83
663 OTH NONMETAL MINERAL MFS	14 446	7 459	2 511	048 CEREAL ETC PREPARATIONS	71 795	11 852	4 087
664 GLASS	2 100	830	276	054 VEG ETC FRSH, SPLY PRSD	4 232	2 679	948
665 GLASSWARE	143	162	56	056 VEGTBLES ETC PRSD, PREPD	3 875	1 707	574
666 POTTERY	143	291	103	057 FRUIT NUTS, FRESH, DRIED	17 334	3 873	1 348
671 PIG IRON ETC	2 359 446	337 358	115 092	058 FRUIT PRESERVED, PREPARED	23 952	5 698	1 932
672 IRON, STL PRIMARY FORMS	6 786	413	137	061 SUGAR AND HONEY	316 987	18 094	6 219
673 IRON AND STEEL SHAPES	778 955	60 411	21 149	062 SUGAR PREPS NON-COCOA	3 669	2 515	879
674 IRN, STL UNIV, PLATE, SHEET	17 971	1 675	570	071 COFFEE AND SUBSTITUTES	11 474	16 619	5 782
675 IRON, STEEL HOOP, STRIP	20 807	2 399	811	072 COCOA	2 926	2 922	1 007
677 IRN, STL WIRE EXCL W ROD	9 054	1 249	425	073 CHOCOLATE AND PRODUCTS	8 228	6 928	2 416
678 IRON STL TUBES, PIPES, ETC	18 732	2 278	762	074 TEA AND MATE	1 023	1 544	522
681 SILVER, PLATINUM, ETC	52	25 980	8 922	075 SPICES	1 459	1 460	501
682 COPPER EXC CEMENT COPPER	143 260	62 344	21 488	081 FEEDING STUFF FOR ANMLs	250 612	16 783	5 736
683 NICKEL	18 054	27 636	9 305	088 EDIBLE PRODCTS, PREPS NES	9 570	5 558	1 891
684 ALUMINIUM	2 402 301	908 639	308 427	111 NON-ALCOHL BEVERAGES NES	7 177	2 112	718
686 ZINC	179 163	43 237	14 688	122 ALCOHOLIC BEVERAGES	31 601	10 205	3 465
687 TIN	103	301	107	123 TOBACCO MFRS	86	324	111
689 NON-FER BASE METALS NES	158 136	126 978	43 399	222 SEEDS FOR SOFT/FIXED OIL	9 950	1 843	664
691 STRUCTURES AND PARTS NES	2 428	2 323	798	223 SEEDS FOR OTH FIXED OILS	1 975	398	137
692 METAL TANKS, BOXES, ETC	1 077	1 269	447	233 RUBBER, SYNTHETIC, RECLAIMD	18 660	4 226	1 466
693 WIRE PRODUCTS NON ELECTR	382	640	217	246 PULPWOOD, CHIPS, WOODWASTE	600 237	6 991	2 440
694 STL COPPR NAILS, NUTS, ETC	454	608	199	247 OTH WOOD ROUGH, SQUARED	118 496	1 524	538
695 TOOLS	1 383	3 081	1 054	248 WOOD SHAPED	48 671	5 286	1 809
696 CUTLERY	28	186	69	263 COTTON	4 301	1 508	499
697 BASE MTL HOUSEHOLD EQUIP	10 943	7 009	2 412	266 SYNTHETIC FIBRE TO SPIN	20 092	8 181	2 826
699 OTHER METAL MANUFACTURES	18 565	11 113	3 839	268 WOOL(EXC TOPS), ANML HAIR	1 077	1 108	382
711 STEAM BOILERS & AUX PLNT	98	220	79	271 FERTILIZERS, CRUDE	59 570	9 922	300
712 STEAM ENGINES TURBINES	45	321	108	273 STONE SAND AND GRAVEL	34 604	970	340
713 INTRNL COMBUS PISTN ENGN	3 762	10 783	3 742	278 OTHER CRUDE MINERALS	1 031 688	12 601	4 300
714 ENGINES & MOTORS NES	310	26 708	9 015	287 BASE METAL ORES, CONC NES	3 498	498	166
716 ROTATING ELECTRIC PLANT	1 999	5 335	1 902	288 NONFER METAL SCRAP NES	2 649	1 821	607
718 OTH POWER GENERATG MACHY	416	772	262	291 CRUDE ANIMAL MTRIALS NES	5 266	4 159	1 424
721 AGRIC MACHY EXC TRACTORS	14 153	9 624	3 254	292 CRUDE VEG MATERIALS NES	14 210	8 359	2 929
723 CIVIL ENGINEERG EQUIP ETC	16 832	32 004	11 337	322 COAL, LIGNITE, PEAT	728 063	21 479	7 270
724 TEXTILE, LEATHER MACHNRY	1 858	4 019	1 396	323 BRIQUETS, COKE, SEMI-COKE	1 331 158	32 635	10 983
725 PAPER ETC MILL MACHINERY	894	2 824	975	334 PETROLEUM PRODUCTS, REFIN	794 258	62 830	20 350
726 PRINTG, BKBINDG MACHY, PTS	1 336	771	279	335 RESIDUAL PETRLM PROD NES	395 791	33 007	11 129
727 FOOD MACHRY NON-DOMESTIC	1 005	1 813	621	411 ANIMAL OILS AND FATS	2 558	274	91
728 OTH MACHY FOR SPCL INDUS	4 317	18 604	6 449	423 FIXED VEG OILS, SOFT	1 222	270	98
736 MACHINE TOOLS FOR METAL	1 177	3 531	1 169	424 FIXED VEG OIL NONSOFT	1 109	337	123
737 METALWORKING MACHNRY NES	721	1 064	393	431 PROCESD ANML VEG OIL, ETC	66 408	6 509	2 154
741 HEATING, COOLING EQUIPMNT	4 044	5 022	1 704	434 HYDROCARBONS NES DERIVS	17 639	4 512	1 561
742 PUMPS FOR LIQUIDS ETC	791	3 820	1 327	512 ALCOHOLS, PHENOLS, ETC	77 455	18 824	6 438
743 PUMPS NES, CENTRIFUGES ETC	740	3 727	1 296	513 ORGANIC ACIDS, ETC	280 414	33 488	11 611
744 MECHANICAL HANDLING EQU	5 018	5 502	1 852	514 NITROGEN-FUNCTN COMPOUNDS	21 254	9 842	3 392
745 NONELEC MACHY, TOOLS NES	2 828	5 043	1 695	515 ORG-INORG COMPOUNDS ETC	6 603	10 763	3 645
749 NONELEC MACH PTS, ACC NES	3 945	7 699	2 543	516 OTHER ORGANIC CHEMICALS	12 024	4 427	1 527
751 OFFICE MACHINES	121	1 221	415	522 INORG ELEMNTS, OXIDES ETC	438 543	35 429	12 396
752 AUTOMATIC DATA PROC EQUIP	4 310	70 076	24 353	523 OTHR INORGANIC CHEMICALS	2 413 267	37 854	12 928
759 OFFICE & ADP MCH PTS, ACC	470	28 023	9 755	524 RADIOACTIVE ETC MATERIAL	3	913	317
761 TELEVISION RECEIVERS	215	941	132	531 SYNT DYE, NAT INDOGO, LAKES	7 885	12 516	4 286
763 SOUND RECORDRS, PHONOGRPH	54	380	124	532 DYES NES TANNING PRODS	2 610	732	251
764 TELECOM EQPT, PTS, ACC NES	2 034	19 009	6 653	533 PIGMENTS PAINTS, ETC	60 843	38 508	13 221
771 ELECTRIC POWER MACHY NES	1 708	4 786	1 680	541 MEDICINAL ETC PRODUCTS	5 621	44 201	15 058
772 SWITCHGEAR ETC & PTS NES	3 515	14 705	5 110	551 ESSENTL OIL, PERFUME, ETC	710	1 570	531
773 ELECTR DISTRIBUTINC MACH	3 259	5 030	1 735	553 PERFUMERY COSMETICS ETC	14 765	19 332	6 548
774 ELECTRO-MEDCL, XRAY EQUIP	11	457	161	554 SOAPS CLEANING ETC PREPS	31 241	12 837	4 441
775 HOUSEHOLD TYPE EQUIP NES	1 826	2 720	938				
776 TRANSISTORS VALVES, ETC	16	943	324				

7 IMPORTS AND EXPORTS (SPECIAL TRADE) BY COUNTRIES OF PRODUCTION AND CONSUMPTION AND BY GROUPS OF THE SITC-REV. II 1985

GROUP DESCRIPTION	DT * 100 KG	1 000 DM	1 000 \$	GROUP DESCRIPTION	DT * 100 KG	1 000 DM	1 000 \$
562 FERTILIZERS MANUFACTURED	396 163	12 266	4 327	793 SHIPS AND BOATS	50 877	17 359	5 713
572 EXPLOSIVES PYROTECH PROD	3 847	11 173	3 884	812 PLUMBING, HEATING, LIGHTING EQUI	14 121	36 504	12 669
582 PROD OF CONDENSATION ETC	98 474	52 049	17 882	821 FURNITURE	52 042	59 311	20 649
583 PROD OF POLYMERIZING ETC	438 885	124 274	42 565	831 TRAVEL GOODS, HANDBAGS	3 608	10 518	3 638
584 CELLULOSE DERIVATIVES ETC	4 257	3 934	1 338	842 MENS OUTERWEAR NOT KNIT	818	8 370	2 883
585 PLASTIC MATERIALS NES	3 624	924	303	843 WOMENS OUTERWEAR NONKNIT	5 660	92 738	31 737
591 PESTICIDES, DISINFECTANTS	9 145	11 191	3 708	844 UNDERWEAR NOT KNIT	197	2 210	773
592 STARCH, INULIN, GLUTEN, ETC	34 981	8 799	2 990	845 OUTERWEAR KNIT NONELASTIC	2 035	29 528	10 163
598 MISC CHEMICAL PRODS NES	234 995	77 549	26 529	846 UNDERWEAR KNITTED	507	5 094	1 772
611 LEATHER	3 674	21 986	7 405	847 TEXTILE ACCESSORIES NES	503	6 092	2 127
612 LEATHER ETC MANUFACTURES	1 629	4 629	1 613	848 HEADGEAR, NONTEXTILE CLOTHING	1 367	31 512	11 100
613 FUR SKINS TANNED, DRESSED	26	2 588	856	851 FOOTWEAR	5 287	31 729	10 721
621 MATERIALS OF RUBBER	13 057	13 092	4 487	871 OPTICAL INSTRUMENTS	325	6 162	2 133
625 RUBBER TYRES, TUBES	57 502	44 379	15 266	872 MEDICAL INSTRUMENTS NES	2 256	25 230	8 726
628 RUBBER ARTICLES NES	6 857	13 678	4 701	873 METERS & COUNTERS NES	2 352	13 278	4 586
633 CORK MANUFACTURES	75	137	43	874 MEASURING, CONTROLLING INSTR	7 290	111 370	38 006
634 VENEERS, PLYWOOD, ETC	54 788	17 084	5 931	881 PHOTO APPAR & EQUIP NES	3 543	26 625	9 238
635 WOOD MANUFACTURES NES	25 653	10 241	3 553	882 PHOTO, CINEMA SUPPLIES	9 044	17 194	5 922
641 PAPER AND PAPERBOARD	127 732	41 234	14 192	884 OPTICAL GOODS NES	402	16 392	5 630
642 ARTICLES OF PAPER ETC	31 096	22 150	7 669	885 WATCHES AND CLOCKS	1 771	15 323	5 359
651 TEXTILE YARN AND THREAD	24 980	33 450	11 529	892 PRINTED MATTER	46 086	38 698	13 398
652 COTTON FABRICS, WOVEN	6 307	19 548	6 778	893 ARTICLES OF PLASTIC NES	76 389	80 525	27 635
653 WOVEN MAN-MADE FIB FABRIC	17 020	37 219	12 835	894 TOYS, SPORTING GOODS ETC	20 608	37 574	12 950
654 OTHER WOVEN TEXTILE FABRIC	2 370	5 327	1 831	895 OFFICE SUPPLIES NES	4 260	17 430	5 979
655 KNIT ETC FABRICS	4 532	14 025	4 761	896 WORKS OF ART ETC	17	3 545	1 222
656 LACE, RIBBONS, TULLE, ETC	718	3 411	1 168	897 GOLD, SILVER WARE, JEWELRY	234	49 210	17 152
657 SPECIAL TEXTILE ETC PROD	28 616	48 515	16 684	898 MUSICAL INSTRUMENTS, PTS	5 394	31 696	10 914
658 TEXTILE ARTICLES NES	3 420	11 640	4 066	899 OTHER MANUFACTURED GOODS	5 908	20 069	6 936
659 FLOOR COVERINGS ETC	19 300	20 335	7 105	951 WAR FIREARMS, AMMUNITION	512	3 161	1 115
661 CEMENT ETC BUILDING PROD	181 904	3 318	1 162	971 GOLD, NON MONETARY NES	6 767	2 407	807
662 CLAY REFRACTORY BLDG PRD	178 204	22 020	7 572	972 GOLD COIN	889	287	
663 OTHER NONMETAL MINERAL MFS	92 222	26 397	9 114				
664 GLASS	106 981	22 791	7 886	SWEDEN			
665 GLASSWARE	25 721	12 298	4 255				
666 POTTERY	18 420	17 693	6 099	IMPORTS	100 975 543	10 869 991	3 720 869
667 PEARL, PREC., SEMI-P STONE	22	4 162	1 403				
671 PIG IRON ETC	1 796	396	136	001 LIVE ANIMALS	221	457	163
672 IRON, STL PRIMARY FORMS	402 778	29 651	10 160	011 MEAT FRESH, CHILLED, FROZEN	103 525	43 831	14 699
673 IRON AND STEEL SHAPES	508 016	57 956	19 774	014 MEAT PREPARED, NES ETC	16 677	8 444	2 882
674 IRON, STL UNIV. PLATE, SHEET	636 373	80 075	27 546	025 EGGS, BIRDS, FRESH, PREPARED	4 197	671	228
675 IRON, STEEL HOOP, STRIP	151 127	18 077	6 167	034 FISH FRESH, CHILLED, FROZEN	48 846	20 966	7 345
676 RAILWAY RAILS ETC IRON, STL	10 255	2 514	874	035 FISH SALTED, DRIED, SMOKED	133	431	166
677 IRON, STL WIRE EXCL W ROD	10 779	2 877	989	036 SHELL FISH FRESH FROZEN	98	128	46
678 IRON, STL TUBES, PIPES, ETC	539 421	114 734	39 879	037 FISH ETC PREPARED, PRSVD NES	1 690	1 385	476
679 IRON STL CASTINGS UNWORKED	25 503	7 763	2 715	041 WHEAT ETC UNMILLED	1 575	108	33
681 SILVER, PLATINUM, ETC	347	18 740	6 285	043 BARLEY UNMILLED	4 961	286	93
682 COPPER EXC CEMENT COPPER	95 956	62 923	21 512	045 CEREALS NES UNMILLED	16 534	678	210
683 NICKEL	372	1 244	418	048 CEREAL ETC PREPARATIONS	80 281	25 017	8 513
684 ALUMINIUM	238 340	126 842	43 937	054 VEG ETC FRESH, SIMPLY PREPARED	33 908	4 388	1 529
685 LEAD	5 216	1 676	578	057 FRUIT NUTS, FRESH, DRIED	1 627	552	194
686 ZINC	1 723	793	277	056 FRUIT PRESERVED, PREPARED	26 858	11 832	4 174
687 TIN	652	1 856	663	062 SUGAR PREPS NON-COCA	1 196	668	226
689 NON-FER BASE METALS NES	91	251	84	071 COFFEE AND SUBSTITUTES	110	337	118
691 STRUCTURES AND PARTS NES	15 094	61 922	20 977	073 CHOCOLATE AND PRODUCTS	17 259	13 073	4 484
692 METAL TANKS BOXES ETC	11 040	9 640	3 374	081 FEEDING STUFF FOR ANIMALS	2 623	337	118
693 WIRE PRODUCTS NON ELECTR	54 765	12 284	4 256	091 MARGARINE AND SHORTENING	5 077	704	224
694 STL COPPER NAILS, NUTS, ETC	35 903	24 560	8 441	098 EDIBLE PRODUCTS, PREPS NES	14 618	6 585	2 305
695 TOOLS	15 368	58 036	20 103	112 ALCOHOLIC BEVERAGES	12 927	1 715	598
696 CUTLERY	1 683	10 496	3 631	122 TOBACCO MFRS	1 380	2 653	898
697 BASE METAL HOUSEHOLD EQUIP	10 315	11 415	3 960	211 HIDES, SKINS, UNDRESSED	32 948	17 881	6 068
699 OTHER METAL MANUFACTURES	70 254	85 509	29 442	212 FUR SKINS UNDRESSED	504	34 526	11 208
711 STEAM BOILERS & AUX PLNT	248	427	153	222 SEEDS FOR SOFT FIXED OIL	281 530	24 697	7 912
712 STEAM ENGINES TURBINES	1 001	2 156	739	223 SEEDS FOR OTHER FIXED OILS	3 908	380	127
713 INTERNAL COMBUS PISTN ENGN	15 459	51 218	17 634	233 RUBBER SYNTHETIC, RECLAIMED	1 577	154	56
714 ENGINES & MOTORS NES	154	32 210	11 135	246 PULPWOOD, CHIPS, WOODWASTE	5 752	274	91
716 ROTATING ELECTRIC PLANT	29 512	44 783	15 549	247 OTHER WOOD ROUGH, SQUARED	52 080	3 786	1 323
718 OTHER POWER GENERATING MACH	1 570	6 813	2 356	248 WOOD SHAPED	5 210 176	427 675	147 479
721 AGRIC MACH, EXC TRACTORS	32 437	33 383	11 542	251 PULP AND WASTE PAPER	7 003 997	808 505	273 462
722 TRACTORS NON-ROAD	60 699	67 735	23 537	263 COTTON	918	143	47
723 CIVIL ENGINEERING EQUIP ETC	79 700	86 549	29 867	266 SYNTHETIC FIBRE TO SPIN	7 702	2 522	847
724 TEXTILE LEATHER MACHINERY	6 059	20 359	7 044	267 OTHER MAN-MADE FIBRES	38 710	11 753	4 071
725 PAPER ETC MILL MACHINERY	5 274	19 432	6 859	268 WOOL (EXC TOPS), ANML HAIR	1 069	774	258
726 PRINTING, BOOKBINDING MACH	16 518	72 734	24 959	269 WASTE OF TEXTILE FABRICS	1 221	311	105
727 FOOD MACHINERY NON-DOMESTIC	5 269	29 356	10 109	273 STONE, SAND AND GRAVEL	5 434 718	31 088	10 685
728 OTHER MACHINERY FOR SPCL INDUS	49 794	116 473	41 182	278 OTHER CRUDE MINERALS	142 648	2 908	1 023
736 MACHINE TOOLS FOR METAL	16 380	51 685	18 245	281 IRON ORE, CONCENTRATES	41 579 465	277 547	95 266
737 METALWORKING MACHINERY NES	29 131	16 687	5 774	282 IRON AND STEEL SCRAP	96 268	3 800	1 253
741 HEATING, COOLING EQUIPMENT	33 528	75 421	26 025	287 BASE METAL ORES CONC NES	1 070 397	86 388	30 120
742 PUMPS FOR LIQUIDS ETC	14 556	54 159	18 746	288 NONFERROUS METAL SCRAP NES	64 375	17 162	5 946
743 PUMPS NES, CENTRIFUGES ETC	26 209	61 465	21 350	289 PREC METAL ORE, WASTE NES	657	8 813	2 935
744 MECHANICAL HANDLING EQUI	53 164	74 483	25 543	291 CRUDE ANIMAL MATERIALS NES	6 494	2 476	833
745 NONELEC MACH, TOOLS NES	27 087	82 059	28 201	292 CRUDE VEG MATERIALS NES	5 630	6 772	2 278
749 NONELEC MACH PTS ACC NES	54 715	141 643	48 784	334 PETROLEUM PRODUCTS, REFIN	14 564 996	954 947	325 968
751 OFFICE MACHINES	4 025	23 002	8 052	335 RESIDUAL PETROLEUM PROD NES	354 248	20 830	7 347
752 AUTOMATIC DATA PROC EQUIP	6 905	139 121	47 597	411 ANIMAL OILS AND FATS	65 992	8 986	2 969
755 OFFICE & ADM MCH PTS, ACC	1 876	49 291	16 919	423 FIXED VEG OILS, SOFT	80 498	15 059	4 782
761 TELEVISION RECEIVERS	12 127	34 597	12 107	431 PROCESSED ANML VEG OIL ETC	85 608	13 437	4 572
762 RADIO BROADCAST RECEIVERS	1 315	14 544	5 022	511 HYDROCARBONS NES, DERIVS	3 946	990	332
763 SOUND RECORDERS PHONOGRPH	926	10 982	3 925	512 ALCOHOLS PHENOLS, ETC	33 863	10 776	3 661
764 TELECOM EQUIP, PTS ACC NES	6 312	71 364	24 975	513 ORGANIC ACIDS, ETC	75 249	23 702	8 055
771 ELECTRIC POWER MACHINERY NES	10 444	22 639	7 852	514 NITROGEN-FUNCTION COMPOUNDS	34 255	20 532	7 042
772 SWITCHGEAR ETC & PTS NES	35 038	182 896	62 541	515 ORGANIC COMPOUNDS ETC	3 065	9 814	3 347
773 ELECTRIC DISTRIBUTING MACH	24 042	27 410	5 411	516 OTHER ORGANIC CHEMICALS	46 910	6 987	2 399
774 ELECTRO-MEDICAL XRAY EQUIP	667	13 246	4 535	522 INORGANIC ELEMENTS, OXIDES, ETC	61 759	17 312	5 933
775 HOUSEHOLD TYPE EQUIP NES	123 813	164 636	57 187	523 OTHER INORGANIC CHEMICALS	292 876	35 920	12 234
776 TRANSISTORS, VALVES, ETC	422	24 372	8 525	524 RADIOACTIVE ETC MATERIAL	46	18 774	6 472
778 ELECTRICAL MACHINERY NES	101 827	134 055	46 226	531 SYNTH DYE, NAT INDIGO, LAKES	205	303	104
781 PASS MOTOR VEH EXC BUSES	720 385	1 055 087	367 779	533 PIGMENTS PAINTS, ETC	44 993	13 654	4 653
782 MOTOR VEH, EXCL MTR VEH NES	113 993	154 262	52 035	541 MEDICINAL ETC PRODUCTS	14 221	150 055	51 821
783 ROAD MOTOR VEHICLES NES	12 973	27 692	9 305	551 ESSENTIAL OIL PERFUME, ETC	4 641	1 747	584
784 MOTOR VEHCL PTS ACC NES	114 736	191 234	65 901	553 PERFUMERY COSMETICS ETC	1 121	2 220	768
785 MOTOR & OTHER CYCLES ETC	11 112	17 927	5 934	554 SOAPS, CLEANING ETC PREPS	17 671	5 286	1 800
786 VEH NES NONMOTOR TRAILERS	78 227	83 945	26 676	562 FERTILIZERS MANUFACTURED	675 491	22 442	7 799
791 RAILWAY VEHICLES	33 796	58 047	19 500	572 EXPLOSIVES PYROTECH PROD	945	2 404	807
792 AIRCRAFT	94	7 705	2 509	582 PROD OF CONDENSATION ETC	76 630	24 348	8 329

7 IMPORTS AND EXPORTS (SPECIAL TRADE) BY COUNTRIES OF PRODUCTION AND CONSUMPTION AND BY GROUPS OF THE SITC-REV. II 1985

GROUP DESCRIPTION	DT * 100 KG	1 000 DM	1 000 \$	GROUP DESCRIPTION	DT * 100 KG	1 000 DM	1 000 \$
583 PROD OF POLYMERIZING ETC	693 370	177 041	60 530	843 WOMENS OUTERWEAR NONKNIT	243	1 901	632
584 CELLULOSE DERIVATIVES ETC	33 960	10 889	3 719	844 UNDERWEAR NOT KNIT	76	1 707	578
585 PLASTIC MATERIALS NES	4 831	5 372	1 830	845 OUTERWEAR KNIT NONELASTIC	457	4 135	1 407
591 PESTICIDES, DISINFECTANTS	2 285	4 418	1 525	846 UNDERWEAR KNITTED	238	3 491	1 202
592 STARCH INULIN GLUTEN, ETC	20 049	12 527	4 266	847 TEXTL CLOTHNG ACCESSORIES NES	219	1 587	543
598 MISC CHEMICAL PRODS NES	364 399	68 415	23 428	848 HEADGEAR, NONTEXTL CLOTHNG	1 550	5 171	1 816
611 LEATHER	12 312	35 556	12 187	851 FOOTWEAR	5 402	9 870	3 233
612 LEATHER ETC MANUFACTURES	88	424	148	871 OPTICAL INSTRUMENTS	24	1 091	369
613 FUR SKINS TANNED, DRESSED	161	2 315	798	872 MEDICAL INSTRUMENTS NES	6 051	52 085	17 774
621 MATERIALS OF RUBBER	28 696	16 809	5 771	873 METERS & COUNTERS NES	59	1 088	360
625 RUBBER TYRES, TUBES	44 913	33 956	11 870	874 MEASURING, CONTROLLING INSTR	4 173	102 783	35 510
628 RUBBER ARTICLES NES	12 883	17 545	6 048	881 PHOTO APPAR & EQUIP NES	403	7 783	2 679
633 CORK MANUFACTURES	2 034	1 747	591	882 PHOTO, CINEMA SUPPLIES	4 046	16 332	6 278
634 VENEERS, PLYWOOD, ETC	95 434	14 800	5 031	883 DEVELOPED CINEMA FILM	6	175	60
635 WOOD MANUFACTURES NES	221 631	80 179	27 586	884 OPTICAL GOODS NES	66	7 917	2 723
641 PAPER AND PAPERBOARD	10 178 133	1 493 541	511 267	885 WATCHES AND CLOCKS	294	1 553	521
642 ARTICLES OF PAPER ETC	408 175	100 144	34 048	892 PRINTED MATTER	23 851	23 164	8 061
651 TEXTILE YARN AND THREAD	18 611	8 277	2 777	893 ARTICLES OF PLASTIC NES	65 139	67 883	23 071
652 COTTON FABRICS, WOVEN	4 102	13 444	4 615	894 TOYS, SPORTING GOODS, ETC	10 939	16 697	5 754
653 WOVEN MAN-MADE FIB FABRIC	8 859	13 823	4 686	895 OFFICE SUPPLIES NES	1 100	4 116	1 405
654 OTH WOVEN TEXTILE FABRIC	3 752	5 054	1 721	896 WORKS OF ART ETC	1 353	7 340	2 529
655 KNIT ETC FABRICS	1 086	1 782	623	897 GOLD, SILVER WARE, JEWELRY	29	578	199
656 LACE, RIBBONS, TULLE, ETC	219	725	239	898 MUSICAL INSTRUMENTS, PTS	1 570	4 443	1 525
657 SPECIAL TEXTILE ETC PROD	32 003	44 887	15 303	899 OTHER MANUFACTURED GOODS	21 412	29 599	10 098
658 TEXTILE ARTICLES NES	5 036	16 846	5 764	951 WAR FIREARMS, AMMUNITION	144	294	106
659 FLOOR COVERINGS ETC	2 615	2 163	741	961 COIN NONGOLD, NONCURRENT		171	60
661 CEMENT ETC BUILDING PROD	44 286	3 871	1 322	971 GOLD NON MONETARY NES	542	113 528	38 541
662 CLAY REFRACTORY BLDG PROD	93 597	4 866	1 672				
663 OTH NONMETAL MINERAL MFS	109 692	16 170	5 546	EXPORTS	37 671 631	14 733 588	5 040 887
664 GLASS	106 475	28 160	9 679				
665 GLASSWARE	17 471	8 901	3 034	001 LIVE ANIMALS	97	353	125
666 POTTERY	2 977	4 580	1 592	011 MEAT FRESH, CHILLED, FROZEN	31 914	2 741	940
667 PEARL, PREC., SEMI-P STONE		529	184	012 MEAT DRIED, SALTED, SMOKED	178	277	97
671 PIG IRON ETC	653 544	113 600	38 706	014 MEAT PREPD, PRSVD, NES ETC	1 282	1 524	525
672 IRON, STL PRIMARY FORMS	814 812	81 660	28 088	022 MILK AND CREAM	2 803	450	173
673 IRON AND STEEL SHAPES	2 466 921	325 853	111 022	024 CHEESE AND CURD	22 597	14 905	5 174
674 IRN, STL UNIV PLATE, SHEET	2 112 865	336 416	114 364	034 FISH FRESH, CHILLED FROZN	5 839	2 310	771
675 IRON STEEL HOOP, STRIP	275 132	66 691	29 545	035 FISH SALTED, DRIED, SMOKED	166	101	30
676 RAILWAY RAILS ETC IRN, STL	13 943	1 010	333	036 SHELL FISH FRESH, FROZEN	30	82	32
677 IRN, STL WIRE EXCL W ROD	136 637	69 809	23 746	037 FISH ETC PREPD PRSVD NES	571	673	221
678 IRON, STL TUBES, PIPES, ETC	398 118	172 317	59 248	042 RICE	18 053	2 681	928
679 IRN, STL CASTINGS UNWORKE	3 377	1 019	347	045 CEREALS NES UNMILLED	694	89	36
681 SILVER, PLATINUM, ETC	1 699	101 092	34 561	046 WHEAT ETC MEAL OR FLOUR	1 060	99	32
682 COPPER EXC CEMENT COPPER	209 608	154 579	54 248	047 OTHER CEREAL MEALS FLOUR	203 968	7 631	2 582
683 NICKEL	1 889	6 626	2 228	048 CEREAL ETC PREPARATIONS	100 091	26 466	9 083
684 ALUMINIUM	199 032	84 052	28 694	054 VEG ETC FRSH, SMPLY PRSVD	122 412	6 327	2 896
685 LEAD	83 480	11 198	3 811	056 VEGETABLES ETC PRSVD, PREPD	13 532	6 168	2 117
689 NON-FER BASE METALS NES	7 136	6 014	2 112	057 FRUIT NUTS, FRESH, DRIED	107 659	13 365	4 445
691 STRUCTURES AND PARTS NES	84 563	34 579	11 991	058 FRUIT PRESERVED, PREPARED	24 258	9 075	3 068
692 METAL TANKS, BOXES, ETC	26 138	19 285	6 627	061 SUGAR AND HONEY	18 419	1 213	428
693 WIRE PRODUCTS NON ELECT	379	549	176	062 SUGAR PREPS NON-COCOA	5 641	3 116	1 056
694 STL, COPPR NAILS, NUTS, ETC	28 194	20 980	7 154	071 COFFEE AND SUBSTITUTES	8 086	22 626	7 696
695 TOOLS	16 014	180 363	61 950	072 COCOA	14 019	13 298	4 539
696 CUTLERY	113	635	210	073 CHOCOLATE AND PRODUCTS	14 912	10 730	3 786
697 BASE MTL HOUSEHOLD EQUIP	24 060	21 638	7 473	074 TEA AND MATE	1 461	1 648	561
699 OTHER METAL MANUFACTURES	82 810	100 913	34 796	075 SPICES	2 295	2 207	773
711 STEAM BOILERS & AUX PLNT	190	825	270	081 FEEDING STUFF FOR ANIMALS	597 765	57 073	19 436
712 STEAM ENGINES TURBINES	225	150	50	098 EDIBLE PRODUCTS, PREPS NES	33 541	12 993	4 458
713 INTRNL COMBUS PISTN ENGN	16 208	33 317	11 712	111 NON-ALCOHL BEVERAGES NES	17 444	4 688	1 572
714 ENGINES & MOTORS NES	712	12 950	4 533	112 ALCOHOLIC BEVERAGES	146 138	34 024	11 559
716 ROTATING ELECTRIC PLANT	28 609	38 746	13 368	122 TOBACCO MFRS	1 486	3 788	1 312
718 OTH POWER GENERATG MACHY	8 830	39 192	13 375	211 HIDES, SKINS, UNDRESSED	13 506	3 514	1 175
721 AGRIC MACHY, EXC TRACTORS	9 417	17 273	5 904	222 SEEDS FOR SOFT/FIXED OIL	16 485	3 252	1 159
722 TRACTORS NON-ROAD	1 084	505	167	223 SEEDS FOR OTH FIXED OILS	9 123	1 425	483
723 CIVIL ENGINEERG EQUIP ETC	47 347	56 963	19 382	232 NATURAL RUBBER, GUMS	1 154	302	104
724 TEXTILE, LEATHER MACHNRY	5 791	22 911	7 836	233 RUBBER, SYNTHETIC RECLAIMD	66 911	21 939	7 640
725 PAPER ETC MILL MACHINERY	13 724	32 115	10 890	245 FUEL WOOD NES, CHARCOAL	4 906	640	211
726 PRINTG, BKBINDG MACHY PTS	6 281	17 011	5 802	246 PULPWOOD, CHIPS, WOODWASTE	6 714 386	83 316	29 140
727 FOOD MACHNRY NON-DOMESTIC	501	2 535	902	247 OTH WOOD ROUGH, SQUARED	853 943	10 621	3 526
728 OTH MACHY FOR SPCL INDUS	41 623	116 293	39 937	248 WOOD SHAPED	102 573	8 045	2 762
736 MACHINE TOOLS FOR METAL	19 067	72 891	25 093	251 PULP AND WASTE PAPER	514 883	14 822	5 056
737 METALWORKING MACHNRY NES	21 020	21 158	7 270	263 COTTON	19 054	5 731	1 952
741 HEATING, COOLING EQUIPMNT	35 071	73 521	25 343	266 SYNTHETIC FIBRE TO SPIN	44 137	15 506	5 295
742 PUMPS FOR LIQUIDS ETC	13 263	34 104	11 770	267 OTHER MAN-MADE FIBRES	3 544	1 175	394
743 PUMPS NES, CENTRIFUGES ETC	40 002	68 109	23 565	268 WOOL(EXC TOPS), ANML HAIR	1 647	1 595	539
744 MECHANICAL HANDLING EQU	102 918	123 807	42 718	269 WASTE OF TEXTILE FABRICS	2 024	398	134
745 NONELEC MACHY TOOLS NES	17 889	72 422	24 925	273 STONE SAND AND GRAVEL	96 780	2 333	806
749 NONELEC MACHY PTS, ACC NES	119 075	185 431	63 231	274 SULPHUR ETC	6 738	554	195
751 OFFICE MACHINES	2 242	27 196	9 361	278 OTHER CRUDE MINERALS	4 030 967	33 987	11 701
752 AUTOMTIC DATA PROC EQUIP	16 898	306 792	106 620	282 IRON AND STEEL SCRAP	654 165	88 161	29 769
759 OFFICE & ADP MCH PTS, ACC	3 836	114 048	39 399	287 BASE METAL ORES CONC NES	32 846	3 090	1 058
761 TELEVISION RECEIVERS	6 456	27 150	9 078	288 NONFER METAL SCRAP NES	387 209	66 062	22 407
762 RADIO BROADCAST RECEIVRS	16	167	62	291 CRUDE ANIMAL MTRIALS NES	7 785	5 944	2 042
763 SOUND RECORDRS PHONOGRPH	28	239	87	292 CRUDE VEG MATERIALS NES	62 616	24 350	8 373
764 TELECOM EQPT, PTS, ACC NES	3 159	31 999	10 960	323 BRIQUETS COKE, SEMI-COKE	766 189	27 046	8 904
771 ELECTRIC POWER MACHY NES	5 389	15 305	5 320	334 PETROLEUM PRODUCTS REFIN	395 672	57 075	19 552
772 SWITCHGEAR ETC & PTS NES	8 991	28 732	9 891	335 RESIDUAL PETRLM PROD NES	275 286	26 524	9 091
773 ELECTR DISTRIBUTING MACH	39 482	26 062	6 903	411 ANIMAL OILS AND FATS	986	276	89
774 ELECTRO-MEDCL, XRAY EQUIP	3 752	63 466	21 851	423 FIXED VEG OILS SOFT	79 664	12 713	4 583
775 HOUSEHOLD TYPE EQUIP NES	36 210	68 270	23 555	424 FIXED VEG OIL NONSOFT	19 249	4 441	1 509
776 TRANSISTORS, VALVES, ETC	157	13 869	4 770	431 PROCESD ANML VEG OIL ETC	52 884	10 896	3 663
778 ELECTRICAL MACHINERY NES	23 060	57 673	19 732	511 HYDROCARBONS NES DERIVS	316 302	47 218	15 985
781 PASS MOTOR VEH EXC BUSES	145 766	281 445	96 017	512 ALCOHOLS PHENOLS, ETC	286 731	59 618	20 311
782 LOCOMOTIVES SPCL MTR VEH NES	60 504	70 423	23 867	513 ORGANIC ACIDS ETC	205 177	52 851	16 098
783 ROAD MOTOR VEHICLES NES	5 817	2 554	891	514 NITROGEN-FUNCTN COMPOUNDS	84 413	41 843	14 096
784 MOTOR VEHCL PTS ACC NES	91 421	112 456	38 533	515 ORG-INORG COMPOUNDS ETC	19 188	17 572	5 951
785 MOTOR & OTHER CYCLES ETC	2 247	7 055	2 400	516 OTHER ORGANIC CHEMICALS	206 131	38 323	13 242
786 VEH NES NONMOTR TRAILERS	9 810	11 814	3 970	522 INORG ELEMNTS, OXIDES ETC	1 697 837	107 153	37 047
791 RAILWAY VEHICLES	3 543	3 784	1 340	523 OTHR INORGANIC CHEMICALS	704 510	64 781	22 178
792 AIRCRAFT	104	16 625	5 681	524 RADIOACTIVE ETC MATERIAL	62	10 606	3 393
793 SHIPS AND BOATS	937 164	53 674	19 282	531 SYNT DYE NAT INDGO, LAKES	47 964	40 139	13 753
812 PLUMBNG HEATING, LGHTNG EQU	23 044	29 021	10 150	532 DYES NES, TANNING PRODS	6 294	1 687	584
821 FURNITURE	527 112	286 153	95 146	533 PIGMENTS PAINTS, ETC	195 608	124 111	42 582
831 TRAVEL GOODS, HANDBAGS	1 235	2 006	707	541 MEDICINAL ETC PRODUCTS	21 268	194 266	66 548
842 MENS OUTERWEAR NOT KNIT	362	2 025	717	551 ESSENTL OIL, PERFUME ETC	1 011	4 241	1 435

7 IMPORTS AND EXPORTS (SPECIAL TRADE) BY COUNTRIES OF PRODUCTION AND CONSUMPTION AND BY GROUPS OF THE SITC-REV. 11 1985

GROUP DESCRIPTION	DT * 100 KG	1 000 DM	1 000 \$	GROUP DESCRIPTION	DT * 100 KG	1 000 DM	1 000 \$
553 PERFUMERY, COSMETICS, ETC	26 476	29 458	10 164	791 RAILWAY VEHICLES	29 375	29 126	9 919
554 SOAPS, CLEANING ETC PREPS	115 712	36 385	12 481	792 AIRCRAFT	820	18 834	6 468
562 FERTILIZERS MANUFACTURED	1 660 113	61 047	20 482	793 SHIPS AND BOATS	106 738	37 640	12 110
572 EXPLOSIVES, PYROTECH PROD	2 431	6 793	2 403	812 PLUMBING, HEATING, LGHTNG EQU	14 382	46 199	16 001
582 PROD OF CONDENSATION ETC	323 282	181 024	61 951	821 FURNITURE	136 110	111 277	38 194
583 PROD OF POLYMERIZING ETC	1 188 536	369 859	126 831	831 TRAVEL GOODS, HANDBAGS	2 724	8 406	2 884
584 CELLULOSE DERIVATIVES ETC	8 915	11 599	3 958	842 MENS OUTERWEAR NOT KNIT	1 030	12 053	4 156
585 PLASTIC MATERIALS NES	53 532	7 846	2 689	843 WOMENS OUTERWEAR NONKNIT	4 114	60 735	20 671
591 PESTICIDES, DISINFECTANTS	25 912	42 410	13 904	844 UNDERWEAR NOT KNIT	62	553	201
592 STARCH, INULIN, GLUTEN, ETC	210 245	27 223	9 294	845 OUTERWEAR KNIT NONELASTC	1 729	21 234	7 330
596 MISC CHEMICAL PRODS NES	868 649	176 039	60 346	846 UNDERWEAR KNITTED	466	5 112	1 780
611 LEATHER	4 445	13 110	4 529	847 TXTL CLTHNG ACCESSES NES	1 671	13 573	4 737
612 LEATHER ETC MANUFACTURES	1 491	6 216	2 159	848 HEADGEAR, NONTXTL CLOTHING	1 415	11 950	4 176
613 FUR SKINS TANNED, DRESSED	239	2 263	618	851 FOOTWEAR	5 967	32 099	10 915
621 MATERIALS OF RUBBER	34 958	40 287	13 905	871 OPTICAL INSTRUMENTS	416	13 534	4 702
625 RUBBER TYRES, TUBES	131 423	93 190	31 380	872 MEDICAL INSTRUMENTS NES	6 791	52 308	17 840
628 RUBBER ARTICLES NES	23 085	53 683	18 405	873 METERS & COUNTERS NES	3 458	15 658	5 387
633 CORK MANUFACTURES	616	1 388	473	874 MEASURING, CONTROLING INSTR	29 763	398 291	137 005
634 VENEERS, PLYWOOD, ETC	161 421	32 735	11 254	881 PHOTO APPAR & EQUIPT NES	5 888	47 078	16 045
635 WOOD MANUFACTURES NES	19 373	8 410	2 917	882 PHOTO, CINEMA SUPPLIES	19 159	43 311	14 663
641 PAPER AND PAPERBOARD	372 267	110 533	37 745	883 DEVELOPED CINEMA FILM	4	99	36
642 ARTICLES OF PAPER ETC	78 494	52 024	17 931	884 OPTICAL GOODS NES	959	59 836	20 569
651 TEXTILE YARN AND THREAD	87 077	100 131	34 235	885 WATCHES AND CLOCKS	3 246	29 499	10 272
652 COTTON FABRICS, WOVEN	11 813	34 107	11 706	892 PRINTED MATTER	213 997	123 992	43 277
653 WOVN MAN-MADE FIB FABRIC	23 507	59 310	20 385	893 ARTICLES OF PLASTIC NES	146 881	177 078	60 792
654 OTH WOVEN TEXTILE FABRIC	7 008	15 162	5 160	894 TOYS, SPORTING GOODS, ETC	20 738	44 948	15 556
655 KNIT ETC FABRICS	3 658	10 998	3 790	895 OFFICE SUPPLIES NES	5 399	25 251	8 647
656 LACE RIBBONS, TULLE ETC	3 182	10 622	3 652	896 WORKS OF ART ETC	92	5 033	1 657
657 SPECIAL TEXTILE ETC PROD	37 441	79 961	27 548	897 GOLD, SILVER WARE, JEWELRY	444	26 793	9 146
658 TEXTILE ARTICLES NES	8 606	16 676	5 802	898 MUSICAL INSTRUMENTS, PTS	20 578	55 047	19 064
659 FLOOR COVERINGS ETC	27 550	27 017	9 302	899 OTHER MANUFACTURED GOODS	18 997	45 299	15 642
661 CEMENT ETC BUILDING PROD	36 423	3 770	1 295	901 WAR FIREARMS AMMUNITION	487	2 966	1 020
662 CLAY, REFRACTORY BLDG PRD	282 826	38 801	13 229	971 GOLD, NON MONETARY NES	103	16 422	5 497
663 OTH NONMETAL MINERAL MFS	139 547	65 462	22 433				
664 GLASS	186 484	65 604	22 513	FINLAND			
665 GLASSWARE	47 732	28 394	9 810				
666 POTTERY	36 510	46 658	16 011	IMPORTS	28 026 021	4 294 986	1 464 882
667 PEARL PREC., SEMI-P STONE	6	4 228	1 461				
671 PIG IRON ETC	85 852	22 532	7 540	001 LIVE ANIMALS	50	197	65
672 IRON, STL PRIMARY FORMS	343 963	39 476	13 661	011 MEAT FRESH, CHILLD, FROZEN	11 932	3 992	1 405
673 IRON AND STEEL SHAPES	945 774	116 449	39 738	024 CHEESE AND CURD	727	477	151
674 IRN, STL UNIV. PLATE, SHEET	2 099 870	259 491	88 784	025 EGGS, BIRDS, FRESH, PRSRVD	6 145	795	267
675 IRON, STEEL HOOP, STRIP	473 156	68 731	23 502	034 FISH FRESH, CHILLED, FROZN	3 061	1 438	501
676 RAILWAY RAILS ETC IRN, STL	12 782	3 482	1 199	045 CEREALS NES UNMILLED	13 964	587	191
677 IRN, STL WIRE EXCL W ROD	42 723	10 204	3 470	048 CEREAL ETC PREPARATIONS	6 383	1 704	577
678 IRON, STL TUBES PIPES, ETC	778 741	180 547	61 715	058 FRUIT PRESERVED, PREPARED	5 327	2 139	754
679 IRN, STL CASTINGS UNWORKE	106 816	37 223	12 769	062 SUGAR PREPS NON-COCOA	1 959	982	338
681 SILVER, PLATINUM, ETC	1 048	26 992	8 982	073 CHOCOLATE AND PRODUCTS	11 715	7 809	2 693
682 COPPER EXC CEMENT COPPER	272 490	171 499	58 280	098 EDIBLE PRODUCTS, PREPS NES	361	266	99
683 NICKEL	1 906	4 673	1 586	112 ALCOHOLIC BEVERAGES	964	726	251
684 ALUMINIUM	231 030	146 614	50 002	211 HIDES, SKINS, UNDRESSED	13 793	7 789	2 662
685 LEAD	16 532	7 822	2 665	212 FUR SKINS UNDRESSED	2 312	112 293	36 007
686 ZINC	1 864	921	316	247 OTH WOOD ROUGH SQUARED	128 768	6 826	2 342
687 TIN	819	2 802	937	248 WOOD SHAPED	2 628 927	217 837	74 926
689 NON-FER BASE METALS NES	1 781	5 877	1 969	251 PULP AND WASTE PAPER	3 984 196	443 223	150 681
691 STRUCTURES AND PARTS NES	64 428	35 490	12 195	263 COTTON	3 712	617	211
692 METAL TANKS, BOXES, ETC	25 217	19 791	6 796	267 OTHER MAN-MADE FIBRES	94 176	29 160	10 111
693 WIRE PRODUCTS NON ELECTR	107 994	24 569	8 361	273 STONE, SAND AND GRAVEL	76 813	2 486	843
694 STL COPPR NAILS NUTS, ETC	111 189	88 894	30 438	274 SULPHUR ETC	725 107	5 671	1 985
695 TOOLS	299 392	116 749	39 915	278 OTHER CRUDE MINERALS	375 547	9 480	3 252
696 CUTLERY	2 718	14 267	4 905	282 IRON AND STEEL SCRAP	1 104	111	36
697 BASE MTL HOUSEHOLD EQUIP	8 455	9 565	3 278	287 BASE METAL ORES, CONC NES	61 054	4 651	1 633
699 OTHER METAL MANUFACTURES	249 968	314 435	107 780	288 NONFERR METAL SCRAP NES	58 269	6 013	2 119
711 STEAM BOILERS & AUX PLNT	4 621	6 872	2 271	289 PREC METAL ORE, WASTE NES	25	2 835	910
712 STEAM ENGINES, TURBINES	1 516	3 433	1 166	291 CRUDE ANIMAL MTRIALS NES	3 129	528	178
713 INTRNL COMBUS PISTN ENGN	193 525	368 686	124 910	292 CRUDE VEG MATERIALS NES	5 234	4 256	1 498
714 ENGINES & MOTORS NES	194	13 411	4 558	334 RESIDUAL PETRLM PROD NES	4 855 117	350 386	116 224
716 ROTATING ELECTRIC PLANT	53 215	122 556	42 179	423 FIXED VEG OILS, SOFT	110 439	6 874	2 454
718 OTH POWER GENERATG MACHY	6 521	197 343	62 971	431 PROCESD ANML VEG OIL, ETC	30 850	6 197	2 087
721 AGRIC MACHY, EXC TRACTORS	76 012	79 130	26 942	511 HYDROCARBONS NES, DERIVS	434 288	8 244	2 783
722 TRACTORS NON-ROAD	76 826	88 660	29 882	512 ALCOHOLS, PHENOLS, ETC	644 168	76 877	26 012
723 CIVIL ENGINEERG EQUIP ETC	100 501	87 969	30 005	513 ORGANIC ACIDS, ETC	2 372	2 093	684
724 TEXTILE LEATHER MACHNRY	14 885	50 715	17 364	514 NITROGEN-FUNCTN COMPOUNDS	15 381	3 597	1 197
725 PAPER ETC MILL MACHINERY	51 830	127 851	42 865	515 ORG-INORG COMPOUNDS ETC	1 024	3 455	1 216
726 PRINTG, BKBINDG MACHY, PTS	26 846	120 414	41 897	516 OTHER ORGANIC CHEMICALS	3 761	7 688	2 648
727 FOOD MACHRY NON-DOMESTIC	5 703	21 745	7 526	517 INORG ELEMNTS, OXIDES, ETC	84 560	15 180	5 168
728 OTH MACHY FOR SPCL INDUS	113 171	295 749	101 281	523 OTHR INORGANIC CHEMICALS	17 518	30 321	10 249
736 MACHINE TOOLS FOR METAL	64 807	255 765	89 127	524 RADIOACTIVE ETC MATERIAL	15 148	1 082	369
737 METALWORKING MACHNRY NES	21 037	40 242	13 857	531 SYNT DYE, NAT INDOGO, LAKES	76	665	229
741 HEATING, COOLING EQUIPMNT	57 243	121 625	74 118	533 PIGMENTS, PAINTS, ETC	66 951	25 424	8 674
742 PUMPS FOR LIQUIDS ETC	62 665	216 176	81 257	541 MEDICINAL ETC PRODUCTS	1 048	9 777	3 451
743 PUMPS NES, CENTRIFUGES ETC	130 566	236 321	47 936	553 PERFUMERY, COSMETICS, ETC	446	822	287
744 MECHANICAL HANDLING EQU	101 710	140 845	46 576	554 SOAPS, CLEANING ETC PREPS	282	118	40
745 NONELEC MACHY, TOOLS NES	38 596	136 090	163 305	572 EXPLOSIVES, PYROTECH PROD	751	2 273	810
749 NONELEC MACHY, PTS, ACC NES	257 639	477 916	159 148	582 PROD OF CONDENSATION ETC	5 218	1 575	557
751 OFFICE MACHINES	6 687	56 197	76 736	583 PROD OF POLYMERIZING ETC	148 060	46 472	15 908
752 AUTOMATIC DATA PROC EQUIP	10 221	222 235	91 037	584 CELLULOSE DERIVATIVES ETC	19 672	9 177	3 085
759 OFFICE & ADP MCH PTS, ACC	12 886	263 837	28 401	585 PLASTIC MATERIALS NES	504	121	41
761 TELEVISION RECEIVERS	30 745	81 313	8 169	591 PESTICIDES DISINFECTANTS	1 142	495	163
762 RADIO BROADCAST RECEIVERS	4 178	23 650	9 227	592 STARCH, INULIN, GLUTEN, ETC	8 182	1 807	623
763 SOUND RECORDRS, PHONOGRPH	2 153	26 133	25 549	598 MISC CHEMICAL PRODS NES	145 547	17 674	6 083
764 TELECOM EQPT, PTS, ACC NES	8 039	74 440	28 967	611 LEATHER	1 471	1 954	650
771 ELECTRIC POWER MACHY NES	43 685	64 298	144 269	612 LEATHER ETC MANUFACTURES	29	112	36
772 SWITCHGEAR ETC & PTS NES	76 151	420 370	29 070	613 FUR SKINS TANNED, DRESSED	249	7 351	2 579
773 ELECTR DISTRIBUTING MACH	73 624	84 447	13 553	621 MATERIALS OF RUBBER	75	106	32
774 ELECTRO-MEDCL, XRAY EQUIP	2 035	39 793	55 917	625 RUBBER TYRES, TUBES	6 250	4 274	1 476
775 HOUSEHOLD TYPE EQUIP NES	114 512	161 241	26 397	628 RUBBER ARTICLES NES	435	729	246
776 TRANSISTORS, VALVES, ETC	11 304	80 689	145 300	634 VENEERS PLYWOOD, ETC	524 230	121 759	41 813
778 ELECTRICAL MACHINERY NES	188 178	423 666	470 151	635 WOOD MANUFACTURES NES	85 692	27 523	9 421
781 PASS MOTOR VEH EXC BUSES	882 887	1 378 771	51 262	641 PAPER AND PAPERBOARD	8 463 362	1 203 916	412 543
782 LORRIES SPCL MTR VEH NES	113 169	150 615	12 192	642 ARTICLES OF PAPER ETC	111 276	23 231	7 857
783 ROAD MOTOR VEHICLES NES	13 994	34 795	262 834	651 TEXTILE YARN AND THREAD	2 945	2 381	812
784 MOTOR VEHCL PTS, ACC NES	764 852	766 574	10 814	652 COTTON FABRICS, WOVEN	1 903	4 855	1 640
785 MOTOR & OTHER CYCLES ETC	15 219	32 161	24 940	653 WOVN MAN-MADE FIB FABRIC	784	2 437	791
786 VEH NES NONMOTR, TRAILERS	98 154	72 885					

7 IMPORTS AND EXPORTS (SPECIAL TRADE) BY COUNTRIES OF PRODUCTION AND CONSUMPTION AND BY GROUPS OF THE SITC-REV. 11 1985

GROUP DESCRIPTION	DT * 100 KG	1 000 DM	1 000 \$	GROUP DESCRIPTION	DT * 100 KG	1 000 DM	1 000 \$
654 OTH WOVEN TEXTILE FABRIC	129	102	33	EXPORTS	15 032 661	5 547 152	1 900 694
655 KNIT ETC FABRICS	977	2 623	888				
656 LACE, RIBBONS, TULLE, ETC	440	574	189	001 LIVE ANIMALS	300	1 007	364
657 SPECIAL TEXTILE ETC PROD	9 682	9 927	3 452	011 MEAT FRESH, CHILDO, FROZEN	240	183	69
658 TEXTILE ARTICLES NES	1 364	4 444	1 504	014 MEAT PREPD, PRSVD, NES ETC	486	507	189
659 FLOOR COVERINGS ETC	1 123	2 940	1 006	024 CHEESE AND CURD	1 198	1 117	393
661 CEMENT ETC BUILDING PROD	10 866	1 451	507	034 FISH FRESH, CHILLED, FROZEN	2 328	875	292
663 OTH NONMETAL MINERAL MFS	110 606	13 852	4 837	037 FISH ETC PREPD PRSVD NES	6 041	2 561	913
664 GLASS	98 529	46 531	15 955	042 RICE	954	167	54
665 GLASSWARE	820	1 737	620	048 CEREAL ETC PREPARATIONS	9 211	4 231	1 448
666 POTTERY	1 497	2 465	862	054 VEG ETC FRSH, SMPLY PRSVD	11 824	3 700	1 233
667 PEARL, PREC-, SEMI-P STONE	3	144	53	056 VEGETABLES ETC PRSVD, PREPD	4 523	2 094	728
671 PIG IRON ETC	89 322	12 054	4 239	057 FRUIT, NUTS, FRESH, DRIED	135 504	15 663	5 509
672 IRON, STL PRIMARY FORMS	766 807	176 226	60 318	058 FRUIT PRESERVED, PREPARED	18 145	5 622	1 945
673 IRON AND STEEL SHAPES	506 101	50 785	17 575	061 SUGAR AND HONEY	4541	147	49
674 IRON, STL UNIV. PLATE, SHEET	1 919 908	216 024	74 091	062 SUGAR PREPS NON-COCOA	3 773	2 281	775
675 IRON, STEEL HOOP, STRIP	43 167	11 110	3 749	071 COFFEE AND SUBSTITUTES	604	1 939	662
676 IRON, STL TUBES, PIPES, ETC	40 693	11 745	4 070	072 COCOA	5 781	6 341	2 193
681 SILVER, PLATINUM, ETC	130	7 556	2 554	073 CHOCOLATE AND PRODUCTS	7 935	7 310	2 611
682 COPPER EXC CEMENT COPPER	83 617	50 544	17 367	074 TEA AND MATE	932	1 228	425
683 NICKEL	17 398	26 611	8 943	075 SPICES	974	858	290
684 ALUMINIUM	4 330	2 760	949	081 FEEDING STUFF FOR ANIMALS	62 689	6 352	2 235
686 ZINC	124 227	31 608	10 559	081 MARGARINE AND SHORTENING	326	80	30
689 NON-FER BASE METALS NES	2 041	5 150	1 651	098 EDIBLE PRODUCTS, PREPS NES	11 226	4 997	1 717
691 STRUCTURES AND PARTS NES	41 763	20 038	6 718	111 NON-ALCOHOL BEVERAGES NES	8 461	1 589	565
692 METAL TANKS, BOXES, ETC	1 125	1 545	550	112 ALCOHOLIC BEVERAGES	10 819	3 444	1 167
693 WIRE PRODUCTS NON ELECTR	48	99	32	211 HIDES SKINS, UNDRESSED	1 885	902	281
694 STL COPPER NAILS, NUTS, ETC	173	208	69	212 FUR SKINS UNDRESSED	18	356	141
695 TOOLS	2 309	5 148	1 773	222 SEEDS FOR SOFT/FIXED OIL	1 140	292	99
696 CUTLERY	315	2 416	840	223 SEEDS FOR OTH FIXED OILS	2 007	377	124
697 BASE MTL HOUSEHOLD EQUIP	1 786	2 745	954	232 NATURAL RUBBER, GUMS	758	238	81
699 OTHER METAL MANUFACTURES	4 716	8 820	3 025	233 RUBBER, SYNTHETIC, RECLAIMD	52 698	10 778	3 667
711 STEAM BOILERS & AUX PLNT	1 857	1 871	571	246 PULPWOOD, CHIPS, WOODWASTE	2 046 415	23 644	8 230
712 STEAM ENGINES, TURBINES	417	2 297	799	248 WOOD SHAPED	51 042	4 964	1 658
713 INTRNL COMBUS PISTN ENGN	4 374	12 002	4 079	251 PULP AND WASTE PAPER	17 623	1 068	358
714 ENGINES & MOTORS NES	377	2 892	925	263 COTTON	5 014	1 178	393
716 ROTATING ELECTRIC PLANT	6 104	5 719	1 946	266 SYNTHETIC FIBRE TO SPIN	60 757	23 706	8 072
716 OTH POWER GENERATG MACHY	498	605	215	267 OTHER MAN-MADE FIBRES	5 092	2 410	826
721 AGRIC MACHY, EXC TRACTORS	2 282	2 952	1 016	268 WOOL (EXC TOPS), ANML HAIR	2 567	2 577	879
722 TRACTORS NON-ROAD	784	1 149	373	269 WASTE OF TEXTILE FABRICS	14 973	3 222	1 107
723 CIVIL ENGINEER EQUIP ETC	2 976	7 107	2 497	273 STONE, SAND AND GRAVEL	30 320	797	273
724 TEXTILE, LEATHER MACHNRY	1 637	2 373	815	274 SULPHUR ETC	251 699	10 720	3 680
725 PAPER ETC MILL MACHINERY	12 352	22 990	8 230	278 OTHER CRUDE MINERALS	1 527 455	17 264	5 933
726 PRINTG, BK BINDG MACHY, PTS	1 880	2 170	759	287 BASE METAL DRES, CONC NES	43 026	2 717	922
727 FOOD MACHRY NON-DOMESTIC	630	1 997	661	288 NONFER METAL SCRAP NES	68 394	6 047	2 103
728 OTH MACHY FOR SPCL INDUS	8 563	16 031	5 462	291 CRUDE ANIMAL MTRIALS NES	2 437	3 603	1 195
736 MACHINE TOOLS FOR METAL	2 421	6 541	2 165	292 CRUDE VEG MATERIALS NES	15 798	10 750	3 714
737 METALWORKING MACHNRY NES	3 705	6 285	2 252	323 BRIQUETS, COKE, SEMI-COKE	1 847 232	51 039	16 959
741 HEATING, COOLING EQUIPMNT	8 021	10 281	3 534	334 PETROLEUM PRODUCTS, REFIN	226 454	31 842	10 778
742 PUMPS FOR LIQUIDS ETC	1 074	4 545	1 575	335 RESIDUAL PETRLM PROD NES	124 984	15 902	5 537
743 PUMPS NES, CENTRIFUGES ETC	2 595	4 238	1 452	423 FIXED VEG OILS, SOFT	1 163	488	166
744 MECHANICAL HANDLING EQU	17 252	22 292	7 608	424 FIXED VEG OIL NONSOFT	4 973	1 614	559
745 NONELEC MACHY, TOOLS NES	4 480	8 578	2 902	431 PROCESD ANML VEG OIL, ETC	6 981	2 847	967
749 NONELEC MACH PTS, ACC NES	7 070	20 519	7 032	511 HYDROCARBONS NES, DERIVS	333 052	43 901	15 161
751 OFFICE MACHINES	40	319	111	512 ALCOHOLS, PHENOLS, ETC	107 154	25 601	8 657
752 AUTOMTIC DATA PROC EQUIP	2 221	15 042	5 112	513 ORGANIC ACIDS, ETC	142 916	29 649	10 206
759 OFFICE & ADP MCH PTS, ACC	259	6 629	2 302	514 NITROGEN-FUNCTN COMPOUNDS	43 992	17 259	5 921
761 TELEVISION RECEIVERS	13 584	38 523	13 511	515 ORG-INORG COMPOUNDS ETC	6 636	10 035	3 386
764 TELECOM EQPT, PTS, ACC NES	309	5 045	1 765	516 OTHER ORGANIC CHEMICALS	22 955	9 422	3 224
771 ELECTRIC POWER MACH NES	22 749	16 785	5 797	522 INORG ELEMNTS, OXIDES, ETC	1 083 812	37 315	12 854
772 SWITCHGEAR ETC & PTS NES	1 813	7 868	2 666	523 OTHR INORGANIC CHEMICALS	282 634	24 815	8 503
773 ELECTR DISTRIBUTING MACH	10 724	6 060	2 079	524 RADIOACTIVE ETC MATERIAL	13	1 524	528
774 ELECTRO-MEDCL, XRAY EQUIP	1 747	13 414	4 522	531 SYNT DYE, NAT INDGO, LAKES	52 232	41 520	14 201
775 HOUSEHOLD TYPE EQUIP NES	3 156	3 908	1 345	532 DYES NES TANNING PRODS	8 775	2 330	794
776 TRANSISTORS, VALVES, ETC	27	930	321	533 PIGMENTS, PAINTS, ETC	73 551	46 317	15 878
778 ELECTRICAL MACHINERY NES	1 380	6 429	2 213	541 MEDICINAL ETC PRODUCTS	10 188	65 860	22 447
781 PASS MOTOR VEH EXC BUSES	12 464	17 601	6 191	551 ESSENTIAL OIL PERFUME, ETC	706	3 437	1 181
782 LORRIES, SPCL MTR VEH NES	3 071	4 182	1 486	553 PERFUMERY COSMETICS, ETC	11 757	17 131	5 839
783 ROAD MOTOR VEHICLES NES	684	987	356	554 SOAPS, CLEANING ETC PREPS	72 334	23 306	7 921
784 MOTOR VEHCL PTS, ACC NES	6 827	10 598	3 543	562 FERTILIZERS MANUFACTURED	234 159	6 112	2 055
785 MOTOR & OTHER CYCLES ETC	984	1 055	355	572 EXPLOSIVES, PYROTECH PROD	534	1 595	565
786 VEH NES NONMOTR, TRAILERS	6 987	3 408	1 099	582 PROD OF CONDENSATION ETC	185 114	106 929	36 546
792 AIRCRAFT	52	9 363	3 147	583 PROD OF POLYMERIZING ETC	628 553	183 496	62 805
793 SHIPS AND BOATS	64 455	12 007	4 123	584 CELLULOSE DERIVATIVES ETC	8 992	8 834	3 010
812 PLUMBG, HEATING, LGHTNG EQU	75 087	30 860	10 678	585 PLASTIC MATERIALS NES	65 537	11 939	4 133
821 FURNITURE	96 270	51 297	17 371	591 PESTICIDES, DISINFECTANTS	11 301	10 216	3 264
831 TRAVEL GOODS, HANDBAGS	159	616	203	592 STARCH, INULIN, GLUTEN, ETC	56 200	8 722	2 948
842 MENS OUTERWEAR NOT KNIT	1 586	18 180	6 416	598 MISC CHEMICAL PRODS NES	322 516	85 252	29 286
843 WOMENS OUTERWEAR NONKNIT	1 786	20 454	7 108	611 LEATHER	5 290	6 030	2 052
844 UNDERWEAR NOT KNIT	18	193	59	612 LEATHER ETC MANUFACTURES	1 870	4 151	1 414
845 OUTERWEAR KNIT NONELASTC	1 231	12 981	4 386	613 FUR SKINS TANNED, DRESSED	23	2 303	771
846 UNDERWEAR KNITTED	226	2 528	842	621 MATERIALS OF RUBBER	20 644	14 045	4 895
847 TXTL CLTHNG ACCESSRYS NES	107	786	265	625 RUBBER TYRES, TUBES	44 161	34 175	11 748
848 HEADGEAR, NONTXL CLOTHNG	672	12 444	4 297	628 RUBBER ARTICLES NES	7 980	15 974	5 461
851 FOOTWEAR	1 963	7 181	2 529	633 CORK MANUFACTURES	208	357	124
871 OPTICAL INSTRUMENTS	2	213	76	634 VENEERS, PLYWOOD, ETC	19 893	10 343	3 559
872 MEDICAL INSTRUMENTS NES	301	10 246	3 521	635 WOOD MANUFACTURES NES	36 325	15 133	5 188
873 METERS & COUNTERS NES	6	118	37	641 PAPER AND PAPERBOARD	108 333	37 564	12 866
874 MEASURING, CONTROLLING INSTR	707	21 330	7 380	642 ARTICLES OF PAPER ETC	43 607	20 595	7 091
881 PHOTO APPAR & EQUIPT NES	32	759	250	651 TEXTILE YARN AND THREAD	54 756	73 525	25 168
882 PHOTO, CINEMA SUPPLIES	102	269	96	652 COTTON FABRICS, WOVEN	16 785	46 820	16 048
885 WATCHES AND CLOCKS	12	736	255	653 WOVN MAN-MADE FIB FABRIC	21 818	53 423	18 246
892 PRINTED MATTER	9 473	4 739	1 609	654 OTH WOVEN TEXTILE FABRIC	2 270	8 843	3 025
893 ARTICLES OF PLASTIC NES	10 690	13 688	4 673	655 KNIT ETC FABRICS	4 245	9 565	3 249
894 TOYS, SPORTING GOODS, ETC	9 516	12 255	4 295	656 LACE, RIBBONS, TULLE, ETC	3 064	6 233	2 115
896 WORKS OF ART ETC	27	971	344	657 SPECIAL TEXTILE ETC PROD	24 928	64 748	22 157
897 GOLD, SILVER WARE, JEWELRY	8	10 320	3 648	658 TEXTILE ARTICLES NES	1 288	3 797	1 305
898 MUSICAL INSTRUMENTS, PTS	5 874	10 275	3 520	659 FLOOR COVERINGS ETC	5 238	5 938	2 052
899 OTHER MANUFACTURED GOODS	1 118	2 910	1 026	661 CEMENT ETC BUILDING PROD	33 504	2 214	769
951 WAR FIREARMS, AMMUNITION	51	433	150	662 CLAY, REFRACTOR, BLDG PRD	162 611	18 199	6 184
961 COIN NONGOLD, NONCURRENT		106	32	663 OTH NONMETAL MINERAL MFS	99 088	30 249	10 414
971 GOLD, NON MONETARY NES	1	4 189	1 406	664 GLASS	175 239	36 772	12 510
				665 GLASSWARE	18 217	9 229	3 156
				666 POTTERY	5 887	5 844	2 014
				667 PEARL PREC-, SEMI-P STONE	5	1 150	400

7 IMPORTS AND EXPORTS (SPECIAL TRADE) BY COUNTRIES OF PRODUCTION AND CONSUMPTION AND BY GROUPS OF THE SITC-REV. II 1985

GROUP DESCRIPTION	DT * 100 KG	1 000 DM	1 000 \$	GROUP DESCRIPTION	DT * 100 KG	1 000 DM	1 000 \$
671 PIG IRON ETC	95 420	9 174	3 146	SWITZERLAND			
672 IRON, STL PRIMARY FORMS	374 201	88 470	31 692				
673 IRON AND STEEL SHAPES	339 096	43 438	14 820	IMPORTS	21 145 411	17 164 323	5 895 070
674 IRN, STL UNIV. PLATE, SHEET	502 709	86 024	29 159				
675 IRON, STEEL HOOP, STRIP	76 790	16 170	5 546	001 LIVE ANIMALS	12 210	5 394	1 777
676 RAILWAY RAILS ETC IRN, STL	7 071	1 632	558	011 MEAT FRESH, CHILLD, FROZEN	3 911	652	224
677 IRN, STL WIRE EXCL W ROD	32 899	8 761	2 993	012 MEAT DRIED, SALTED, SMOKED	1 946	4 652	1 597
678 IRON, STL TUBES, PIPES, ETC	362 966	84 935	29 209	014 MEAT PREPD, PRSVD, NES ETC	325	728	254
679 IRN, STL CASTINGS UNWORKE	18 431	6 645	2 291	022 MILK AND CREAM	3 904	2 259	775
681 SILVER, PLATINUM, ETC	448	3 701	1 284	024 CHEESE AND CURD	89 542	99 062	34 347
682 COPPER EXC CEMENT COPPER	85 304	54 065	18 472	034 FISH FRESH, CHILLED, FROZN	243	260	91
683 NICKEL	483	1 927	646	035 FISH SALTED, DRIED, SMOKED	121	654	231
684 ALUMINIUM	102 994	63 025	21 555	047 OTHER CEREAL MEALS, FLOUR	257	90	32
685 LEAD	4 944	993	336	048 CEREAL ETC PREPARATIONS	90 700	27 582	9 477
686 ZINC	1 214	578	194	054 VEG ETC FRSH, SPLY PRSVD	5 791	1 179	409
687 TIN	563	1 763	602	056 VEGTBLES ETC PRSVD, PREPD	4 670	3 953	1 367
689 NON-FER BASE METALS NES	62	401	139	067 FRUIT, NUTS, FRESH, DRIED	2 065	1 020	376
691 STRUCTURES AND PARTS NES	44 427	12 564	4 306	058 FRUIT PRESERVED, PREPARED	28 158	8 835	3 051
692 METAL TANKS, BOXES, ETC	10 180	6 451	2 321	061 SUGAR AND HONEY	408	260	89
693 WIRE PRODUCTS NON ELECTR	23 911	10 398	3 596	062 SUGAR PREPS NON-COCOA	26 981	20 586	7 070
694 STL, COPPR NAILS, NUTS, ETC	44 183	30 097	10 368	071 COFFEE AND SUBSTITUTES	5 052	5 310	1 843
695 TOOLS	13 099	47 818	16 456	072 COFFEE	5 296	3 459	1 272
696 CUTLERY	1 221	5 958	2 031	073 CHOCOLATE AND PRODUCTS	32 727	29 466	10 008
697 BASE MTL HOUSEHOLD EQUIP	4 872	6 671	2 290	075 SPICES	377	321	108
699 OTHER METAL MANUFACTURES	65 946	77 234	26 585	081 FEEDING STUFF FOR ANIMLS	31 199	3 526	1 173
700 INDUSTRIAL PLANT, CHAP 84	2 745	7 033	2 167	091 MARGARINE AND SHORTENING	5 927	643	236
711 STEAM BOILERS & AUX PLNT	1 523	2 014	660	098 EDIBLE PRODCTS, PREPS NES	141 225	64 920	22 319
712 STEAM ENGINES, TURBINES	1 609	12 076	4 082	111 NON-ALCOHL BEVERAGES NES	336 031	19 803	6 927
713 INTRNL COMBUS PISTN ENGN	19 846	57 984	19 957	112 ALCOHOLIC BEVERAGES	8 286	8 735	2 999
714 ENGINES & MOTORS NES	176	16 036	5 485	121 TOBACCO UNMNFCTRD, REFUSE	1 599	1 580	531
716 ROTATING ELECTRIC PLANT	16 014	35 575	12 226	122 TOBACCO MFRC	848	761	265
718 DTH POWER GENERATG MACHY	2 198	64 083	19 649	211 HIDES, SKINS UNRESSED	74 952	41 611	14 147
721 AGRIC MACHY, EXC TRACTORS	46 790	47 256	15 847	212 FUR SKINS UNRESSED	66	2 892	963
722 TRACTORS NON-ROAD	29 149	32 567	11 099	233 RUBBER, SYNTHETIC, RECLAIMD	31 544	4 132	1 424
723 CIVIL ENGINEER EQUIP ETC	32 618	43 059	14 877	246 PULPWOOD CHIPS, WOODWASTE	44 688	479	169
724 TEXTILE, LEATHER MACHNRY	14 070	52 763	18 128	247 OTH WOOD ROUGH, SQUARED	76 581	2 734	922
725 PAPER ETC MILL MACHINERY	18 045	60 219	20 426	248 WOOD SHAPED	45 955	3 644	1 249
726 PRINTG, BKBINDG MACHY, PTS	14 628	65 265	22 598	251 PULP AND WASTE PAPER	232 722	20 006	6 703
727 FOOD MACHRY NON-DOMESTIC	3 883	15 014	5 155	261 SILK	126	1 590	547
728 OTH MACHY FOR SPL INDUS	48 662	137 663	47 804	263 COTTON	45 916	11 071	3 762
736 MACHINE TOOLS FOR METAL	22 061	62 742	22 062	265 VEG FIBRE, EXCL COTN JUTE	335	346	116
737 METALWORKING MACHNRY NES	12 209	22 498	7 700	266 SYNTHETIC FIBRE TO SPIN	128 193	60 937	20 735
741 HEATING, COOLING EQUIPMNT	29 994	56 374	19 487	267 OTHER MAN-MADE FIBRES	9 776	1 797	605
742 PUMPS FOR LIQUIDS ETC	11 829	49 089	17 004	268 WOOL (EXC TOPS), ANML HAIR	3 487	5 741	1 952
743 PUMPS NES, CENTRIFUGES ETC	31 310	59 782	20 624	269 WASTE OF TEXTILE FABRICS	25 166	1 678	577
744 MECHANICAL HANDLING EQU	36 054	55 718	18 995	273 STONE, SAND AND GRAVEL	151 650	6 401	2 213
745 NONELEC MACHY TOOLS NES	31 341	93 707	32 146	277 NATURAL ABRASIVES NES	220	5 130	1 745
749 NONELEC MACHY PTS, ACC NES	64 457	159 748	54 774	278 OTHER CRUDE MINERALS	501 672	3 571	1 228
751 OFFICE MACHINES	4 430	23 890	8 310	282 IRON AND STEEL SCRAP	144 881	22 849	7 694
752 AUTOMATIC DATA PROC EQUIP	5 821	109 642	38 095	287 BASE METAL ORES, CONC NES	780	523	174
759 OFFICE & ADP MCH PTS, ACC	888	29 181	10 026	288 NONFER METAL SCRAP NES	256 380	87 674	29 530
761 TELEVISION RECEIVERS	3 984	12 979	4 574	289 PREC METAL ORE, WASTE NES	2 166	10 842	3 646
762 RADIO BROADCAST RECEIVRS	5 404	19 356	6 609	291 CRUDE ANIMAL MTRIALS NES	73 814	7 207	2 503
763 SOUND RECORDS, PHONOGRPH	755	7 664	2 688	292 CRUDE VEG MATERIALS NES	13 586	15 246	5 669
764 TELECOM EQPT, PTS, ACC NES	6 221	77 634	26 559	323 BRIQUETS, COKE, SEMI-COKE	6 559	163	56
771 ELECTRICAL POWER MACHY NES	10 054	21 419	7 367	334 PETROLEUM PRODUCTS, REFIN	2 283 739	125 136	44 663
772 SWITCHGEAR ETC & PTS NES	23 052	133 041	45 736	335 RESIDUAL PETRLM PROD NES	11 431	1 427	472
773 ELECTR DISTRIBUTING MACH	12 658	19 365	6 720	351 ELECTRIC ENERGY, MWH	6 692 993	546 485	188 892
774 ELECTRO-MEDCL XRAY EQUIP	1 277	18 436	6 190	411 ANIMAL OILS AND FATS	83 716	9 336	3 161
775 HOUSEHOLD TYPE EQUIP NES	61 968	90 808	31 622	423 FIXED VEG OILS, SOFT	71 272	15 981	5 419
776 TRANSISTORS, VALVES, ETC	3 976	34 920	11 941	424 FIXED VEG OIL NONSOFT	326	954	331
778 ELECTRICAL MACHINERY NES	41 748	125 770	43 076	431 PROCESD ANML VEG OIL, ETC	6 662	1 133	379
781 PASS MOTOR VEH EXC BUSES	295 754	410 417	139 552	511 HYDROCARBONS NES, DERIVS	49 399	10 760	3 772
782 LORRIES, SPL MTH VEH NES	90 396	114 460	38 832	512 ALCOHOLS, PHENOLS, ETC	147 748	25 833	8 887
783 ROAD MOTOR VEHICLES NES	3 477	6 183	2 057	513 ORGANIC ACIDS, ETC	107 120	76 044	25 759
784 MOTOR VEHCL PTS, ACC NES	94 250	134 235	46 263	514 NITROGEN-FUNCTN COMPOUNDS	30 562	150 452	51 555
785 MOTOR & OTHER CYCLES ETC	11 094	17 263	5 861	515 ORG-INORG COMPOUNDS ETC	39 228	245 059	84 921
786 VEH NES NONMOTR, TRAILERS	47 320	35 013	11 909	516 OTHER ORGANIC CHEMICALS	50 509	60 212	20 448
791 RAILWAY VEHICLES	7 336	9 556	3 329	522 INORG ELEMNTS, OXIDES, ETC	485 728	31 850	10 708
792 AIRCRAFT	106	2 285	772	523 OTHR INORGANIC CHEMICALS	435 474	36 914	12 760
793 SHIPS AND BOATS	15 877	2 969	969	524 RADIOACTIVE ETC MATERIAL	62	11 914	4 032
812 PLUMBG, HEATING, LGHTNG EQU	4 596	14 133	4 906	531 SYNT DYE, NAT INDGO, LAKES	71 426	207 073	71 319
821 FURNITURE	23 247	28 611	9 773	532 DYES NES TANNING PRODS	773	2 165	734
831 TRAVEL GOODS, HANDBAGS	1 186	3 695	1 266	533 PIGMENTS PAINTS, ETC	163 776	92 821	31 686
842 MENS OUTERWEAR NOT KNIT	336	2 138	738	541 MEDICINAL ETC PRODUCTS	70 362	701 085	238 267
843 WOMENS OUTERWEAR NONKNIT	1 553	20 701	7 015	551 ESSENTL OIL, PERFUME, ETC	16 969	89 517	30 279
844 UNDERWEAR NOT KNIT	24	334	118	553 PERFUMERY, COSMETICS, ETC	37 315	64 110	21 918
845 UNDERWEAR KNIT NONELASTC	671	6 882	2 355	554 SOAPS, CLEANING ETC PREPS	314 533	72 968	24 923
846 UNDERWEAR KNITTED	394	3 765	1 329	562 FERTILIZERS MANUFACTURED	16 996	2 616	888
847 TXTL CLTHNG ACCESSRYS NES	707	5 483	1 938	572 EXPLOSIVES, PYROTECH PROD	670	2 620	884
848 HEADGEAR, NONTXTL CLOTHNG	711	4 836	1 673	582 PROD OF CONDENSATION ETC	337 984	231 538	78 636
851 FOOTWEAR	4 093	25 860	8 603	583 PROD OF POLYMERIZING ETC	532 280	202 969	69 675
871 OPTICAL INSTRUMENTS	232	7 383	2 593	584 CELLULOSE DERIVATIVES ETC	7 035	6 898	2 340
872 MEDICAL INSTRUMENTS NES	3 124	26 794	9 119	585 PLASTIC MATERIALS NES	12 701	4 872	1 648
873 METERS & COUNTERS NES	838	5 041	1 750	591 PESTICIDES, DISINFECTANTS	122 359	185 813	63 268
874 MEASURING, CONTROLING INSTR	8 326	104 393	36 001	592 STARCH, INULIN, GLUTEN, ETC	30 044	27 365	9 354
881 PHOTO APPAR & EQUIPT NES	2 668	17 978	6 120	598 MISC CHEMICAL PRODS NES	322 480	116 689	39 859
882 PHOTO, CINEMA SUPPLIES	18 802	35 153	12 060	611 LEATHER	8 845	22 821	7 804
883 DEVELOPED CINEMA FILM	2	131	45	612 LEATHER ETC MANUFACTURES	961	5 935	2 044
884 OPTICAL GOODS NES	378	13 198	4 551	613 FLR SKINS TANNED, DRESSED	67	1 547	551
885 WATCHES AND CLOCKS	1 614	12 986	4 483	621 MATERIALS OF RUBBER	18 603	16 003	5 557
892 PRINTED MATTER	20 197	23 818	8 290	625 RUBBER TYRES, TUBES	83 694	17 361	6 994
893 ARTICLES OF PLASTIC NES	32 501	43 042	14 749	628 RUBBER ARTICLES NES	7 334	34 057	11 765
894 TOYS, SPORTING GOODS, ETC	10 763	22 072	7 692	633 CORK MANUFACTURES	233	176	58
895 OFFICE SUPPLIES NES	4 056	14 114	4 837	634 VENEERS PLYWOOD, ETC	947 894	81 489	27 896
896 WORKS OF ART ETC	5	554	190	635 WOOD MANUFACTURES NES	18 999	15 537	5 316
897 GOLD, SILVER WARE, JEWELRY	80	10 407	3 559	641 PAPER AND PAPERBOARD	1 551 483	230 108	78 633
898 MUSICAL INSTRUMENTS, PTS	6 054	24 015	8 176	642 ARTICLES OF PAPER ETC	262 373	85 746	29 376
899 OTHER MANUFACTURED GOODS	9 463	24 826	8 540	651 TEXTILE YARN AND THREAD	207 477	358 182	122 591
941 ZOO ANIMALS, PETS	93	286	93	652 COTTON FABRICS, WOVEN	43 474	159 444	55 068
951 WAR FIREARMS, AMMUNITION	343	1 974	675	653 WOVN MAN-MADE FIB FABRIC	19 114	84 167	28 994
971 GOLD, NON MONETARY NES	2	941	340	654 OTH WOVN TEXTILE FABRIC	21 247	84 734	28 884
				655 KNIT ETC FABRICS	13 407	47 218	16 227
				656 LACE, RIBBONS, TULLE, ETC	6 660	59 315	20 335
				657 SPECIAL TEXTILE ETC PROD	33 569	90 570	30 964

7 IMPORTS AND EXPORTS (SPECIAL TRADE) BY COUNTRIES OF PRODUCTION AND CONSUMPTION AND BY GROUPS OF THE SITC-REV. II 1985

GROUP DESCRIPTION	DT * 100 KG	1 000 DM	1 000 \$	GROUP DESCRIPTION	DT * 100 KG	1 000 DM	1 000 \$
658 TEXTILE ARTICLES NES	5 737	28 650	9 888	898 MUSICAL INSTRUMENTS, PTS	6 407	47 111	16 363
659 FLOOR COVERINGS ETC	28 261	37 824	13 018	899 OTHER MANUFACTURED GOODS	39 478	155 249	53 441
661 CEMENT ETC BUILDING PROD	237 048	12 043	4 122	941 ZOO ANIMALS, PETS	59	591	201
662 CLAY, REFRACTORY BLDG PROD	218 179	20 114	6 861	951 WAR FIREARMS, AMMUNITION	140	4 041	1 387
663 OTH NONMETAL MINERAL MFS	55 630	38 306	13 209	961 COIN NONGOLD, NONCURRENT	108	5 199	1 754
664 GLASS	114 765	25 514	8 762	971 GOLD, NON MONETARY NES	214	475 243	160 788
665 GLASSWARE	144 416	19 068	6 554	972 GOLD COIN	3 535	1	1 235
666 POTTERY	1 762	7 186	2 508				
667 PEARL, PREC., SEMI-P STONE	115	53 023	17 952	EXPORTS	95 039 445	28 855 695	9 896 904
671 PIG IRON ETC	17 949	4 382	1 400	001 LIVE ANIMALS	3 684	8 082	2 813
672 IRON, STL PRIMARY FORMS	7 206	663	218	011 MEAT FRESH, CHILLD, FROZEN	7 178	6 582	2 269
673 IRON AND STEEL SHAPES	2 731 247	224 829	76 553	012 MEAT DRIED, SALTED, SMOKED	174	307	108
674 IRN, STL UNIV, PLATE, SHEET	324 607	38 197	13 267	014 MEAT PREPD, PRSRVD, NES ETC	7 267	6 566	2 224
675 IRON, STEEL HOOP, STRIP	97 748	10 739	3 736	022 MILK AND CREAM	14 566	3 216	1 102
676 RAILWAY RAILS ETC IRN, STL	4 188	1 398	473	023 BUTTER	23 550	8 354	2 937
677 IRN, STL WIRE EXCL W ROD	118 253	24 536	8 443	024 CHEESE AND CURD	4 186	3 570	1 225
678 IRON, STL TUBES, PIPES, ETC	755 281	168 381	57 431	025 EGGS, BIRDS, FRESH, PRSRVD	74 772	14 215	4 875
679 IRN, STL CASTINGS UNWORKE	29 542	9 291	3 159	034 FISH FRESH, CHILLED, FROZN	11 057	9 102	3 132
681 SILVER, PLATINUM, ETC	1 021	172 708	59 398	035 FISH SALTED, DRIED, SMOKED	767	2 533	888
682 COPPER EXC CEMENT COPPER	133 681	107 158	36 332	036 SHELL FISH FRESH, FROZEN	476	939	321
683 NICKEL	709	3 960	1 366	037 FISH ETC PREPD PRSRVD NES	6 252	5 231	1 811
684 ALUMINIUM	351 197	214 518	73 320	041 WHEAT ETC UNMILLED	107 420	4 873	1 663
685 LEAD	8 696	1 134	382	042 RICE	1 441	101	31
686 ZINC	979	228	79	043 BARLEY UNMILLED	567 103	21 924	7 135
687 TIN	258	788	249	044 MAIZE UNMILLED	2 357	623	196
689 NON-FER BASE METALS NES	2 079	4 639	1 584	045 CEREALS NES UNMILLED	6 066	380	124
691 STRUCTURES AND PARTS NES	301 015	131 718	45 623	046 WHEAT ETC MEAL OR FLOUR	872	111	38
692 METAL TANKS, BOXES, ETC	90 024	43 009	14 749	047 OTHER CEREAL MEALS, FLOUR	64 352	2 209	864
693 WIRE PRODUCTS NON ELECTR	5 265	4 895	1 718	048 CEREAL ETC PREPARATIONS	451 247	58 786	20 217
694 STL, COPPR NAILS, NUTS, ETC	80 717	110 558	38 080	054 VEG ETC FRSH, SMPLY PRSRVD	41 225	17 065	5 755
695 TOOLS	24 996	201 005	69 252	056 VEGTBLES ETC PRSRVD, PREPD	20 037	14 702	5 049
696 CUTLERY	3 822	38 905	13 452	057 FRUIT, NUTS, FRESH, DRIED	39 569	10 504	3 598
697 BASE MTL HOUSEHOLD EQUIP	25 699	38 386	13 303	058 FRUIT PRESERVED, PREPARED	34 671	6 798	6 494
699 OTHER METAL MANUFACTURES	149 534	197 354	67 900	061 SUGAR AND HONEY	1 384 394	75 958	26 240
711 STEAM BOILERS & AUX PLNT	163	415	158	062 SUGAR PREPS NON-COCOA	21 680	12 696	4 317
712 STEAM ENGINES, TURBINES	6 420	11 282	3 817	071 COFFEE AND SUBSTITUTES	16 199	25 149	8 623
713 INTRNL COMBUS PISTN ENGN	26 437	51 607	17 881	072 COCOA	47 637	65 604	22 805
714 ENGINES & MOTORS NES	1 688	40 140	13 604	073 CHOCOLATE AND PRODUCTS	21 304	16 543	5 738
716 ROTATING ELECTRIC PLANT	72 028	173 234	59 536	074 TEA AND MATL	1 221	1 013	316
718 OTH POWER GENERATG MACHY	6 844	24 336	5 442	075 SPICES	2 805	4 014	1 389
721 AGRIC MACHY EXC TRACTORS	6 540	10 609	3 587	081 FEEDING STUFF FOR ANIMLS	1 324 356	60 840	27 790
722 TRACTORS NON-ROAD	1 529	2 345	814	091 MARGARINE AND SHORTENING	1 091	467	175
723 CIVIL ENGINEER EQUIP ETC	23 778	30 310	10 436	098 EDIBLE PRODCTS, PREPS NES	143 674	65 777	22 350
724 TEXTILE, LEATHER MACHNRY	105 869	368 079	127 455	111 NON-ALCOHL BEVERAGES NES	66 723	9 351	3 154
725 PAPER ETC MILL MACHINERY	36 596	95 344	33 067	112 ALCOHOLIC BEVERAGES	192 797	28 755	9 956
726 PRINTG, BKBINDG MACHY, PTS	66 230	217 305	76 240	121 TOBACCO UNMNFCTRO, REFUSE	11 545	13 452	4 793
727 FOOD MACHRY NON-DOMESTIC	14 896	30 017	10 356	122 TOBACCO MFRS	9 999	17 677	6 016
728 OTH MACHY FOR SPCL INDUS	105 598	437 638	150 481	211 HIDES, SKINS, UNDRESSED	26 710	10 429	3 840
736 MACHINE TOOLS FOR METAL	161 473	687 717	238 939	212 FUR SKINS UNDRESSED	20	420	137
737 METALWORKING MACHNRY NES	19 331	95 322	33 022	222 SEEDS FOR SOFT/FIXED OIL	4 637	1 137	392
741 HEATING, COOLING EQUIPMNT	39 184	158 897	55 034	223 SEEDS FOR OTH FIXED OILS	4 954	1 138	390
742 PUMPS FOR LIQUIDS ETC	37 285	111 060	38 506	232 NATURAL RUBBER, GUMS	2 694	934	309
743 PUMPS NES, CENTRIFUGES ETC	46 310	150 441	51 704	233 RUBBER, SYNTHETIC, RECLAIMD	152 366	31 277	10 713
744 MECHANICAL HANDLING EQU	50 576	107 788	37 322	245 FUEL WOOD NES, CHARCOAL	7 443	429	152
745 NONELEC MACHY TOOLS NES	48 293	206 046	70 994	246 PULWOOD CHIPS, WOODWASTE	2 331 100	23 538	8 139
749 NONELEC MACH PTG, ACC NES	172 461	450 834	154 563	247 OTH WOOD ROUGH, SQUARED	681 475	16 164	5 531
751 OFFICE MACHINES	2 734	32 290	11 234	248 WOOD SHAPED	960 170	97 404	33 607
752 AUTOMATIC DATA PROC EQUIP	2 594	48 685	16 993	251 PULP AND WASTE PAPER	729 853	24 997	8 424
759 OFFICE & ADP MCH PTS, ACC	5 486	70 388	24 388	261 SILK	355	1 313	447
761 TELEVISION RECEIVERS	660	2 662	956	263 COTTON	71 614	18 467	6 161
762 RADIO BROADCAST RECEIVERS	610	7 183	2 490	265 VEG FIBRE, EXCL COTN JUTE	593	389	137
763 SOUND RECORDRS, PHONOGRAPH	385	9 399	3 169	266 SYNTHETIC FIBRE TO SPIN	27 465	15 863	5 391
764 TELECOM EQPT, PTS, ACC NES	9 167	80 581	27 704	267 OTHER MAN-MADE FIBRES	32 264	15 139	5 162
771 ELECTRIC POWER MACHY NES	62 136	75 871	26 105	268 WOOL[EXC TOPS], ANML HAIR	4 336	5 746	1 984
772 SWITCHGEAR ETC & PTS NES	36 516	806 202	173 718	269 WASTE OF TEXTILE FABRICS	20 841	2 848	973
773 ELECTR DISTRIBUTING MACH	41 283	57 446	19 658	271 FERTILIZERS, CRUDE	56 927	1 277	428
774 ELECTRO-MEDCL, XRAY EQUIP	1 883	40 981	14 139	273 STONE, SAND AND GRAVEL	17 317 973	33 884	11 837
775 HOUSEHOLD TYPE EQUIP NES	34 306	80 522	27 817	274 SULPHUR ETC	534 213	25 407	8 753
776 TRANSISTORS, VALVES, ETC	2 345	60 788	20 738	277 NATURAL ABRASIVES NES	75 237	4 859	1 669
778 ELECTRICAL MACHINERY NES	75 189	322 537	111 083	278 OTHER CRUDE MINERALS	1 388 725	24 099	8 247
781 PASS MOTOR VEH EXC BUSES	7 624	12 453	4 266	282 IRON AND STEEL SCRAP	1 847 159	49 439	16 927
782 LORRIES, SPCL MTR VEH NES	108 287	198 615	69 231	287 BASE METAL ORES, CONC NES	28 865	3 025	1 046
783 ROAD MOTOR VEHICLES NES	35 806	66 785	22 294	288 NONFER METAL SCRAP NES	48 329	6 111	2 085
784 MOTOR VEHCL PTS, ACC NES	241 836	151 927	52 294	289 PREC METAL ORE, WASTE NES	65	458	166
785 MOTOR & OTHER CYCLES ETC	13 799	22 096	7 415	291 CRUDE ANIMAL MTRIALS NES	17 695	27 951	9 624
786 VEH NES NONMOTR, TRAILERS	24 906	16 594	5 613	292 CRUDE VEG MATERIALS NES	117 375	76 000	26 088
791 RAILWAY VEHICLES	13 356	17 946	6 292	322 COAL, LIGNITE, PEAT	1 456 115	37 900	12 934
792 AIRCRAFT	641	13 627	4 561	323 BRIQUETS, COKE, SEMI-COKE	929 012	30 676	10 422
793 SHIPS AND BOATS	37 352	13 529	4 774	324 PETROLEUM PRODUCTS, REFIN	13 691 781	1 072 837	364 268
812 PLUMBG HEATING LGHTNG EQU	113 821	75 367	25 844	335 RESIDUAL PETRLM PROD NES	1 783 504	103 500	35 913
821 FURNITURE	172 961	209 582	72 115	351 ELECTRIC ENERGY, MWH	3 142 285	218 060	75 045
831 TRAVEL GOODS, HANDBAGS	2 331	5 178	1 799	411 ANIMAL OILS AND FATS	8 254	1 491	499
842 MENS OUTERWEAR NOT KNIT	4 148	35 623	12 299	423 FIXED VEG OILS, SOFT	98 560	19 208	6 548
843 WOMENS OUTERWEAR NONKNIT	4 423	68 031	23 061	424 FIXED VEG OIL NONSOFT	23 503	8 862	3 059
844 UNDERWEAR NOT KNIT	525	8 013	2 767	431 PROCESD ANML VEG OIL, ETC	59 353	16 348	5 562
845 UNDERWEAR KNIT NONELASTC	4 115	48 307	16 693	511 HYDROCARBONS NES DERIVS	644 772	100 003	34 371
846 UNDERWEAR KNITTED	7 639	77 688	26 890	512 ALCOHOLS, PHENOLS, ETC	565 512	126 312	42 910
847 TXLT CLTHNG ACCESSRY NES	1 683	25 859	8 892	513 ORGANIC ACIDS, ETC	773 194	190 645	65 292
848 HEADGEAR, NONTXLT CLOTHNG	1 222	13 986	4 872	514 NITROGEN-FUNCTN COMPOUNDS	471 853	356 699	122 576
851 FOOTWEAR	16 136	95 001	32 586	515 ORG-INORG COMPOUNDS ETC	191 324	194 741	66 890
871 OPTICAL INSTRUMENTS	848	25 173	8 758	516 OTHER ORGANIC CHEMICALS	680 183	173 580	59 102
872 MEDICAL INSTRUMENTS NES	10 637	87 417	30 028	522 INORG ELEMNTS, OXIDES, ETC	595 389	67 086	29 858
873 METERS & COUNTERS NES	1 558	13 930	4 769	523 OTHER INORGANIC CHEMICALS	890 216	111 368	38 240
874 MEASURNG, CONTROLLNG INSTR	30 767	627 565	216 876	524 RADIOACTIVE ETC MATERIAL	98	9 434	3 182
881 PHOTO APPAR & EQUIPT NES	1 727	37 384	12 843	531 SYNT DYE, NAT INDOG, LAKES	55 617	134 298	45 928
882 PHOTO, CINEMA SUPPLIES	43 194	107 632	36 800	532 DYES NES TANNING PRODS	8 369	2 398	818
883 DEVELOPED CINEMA FILM	31	1 667	552	533 PIGMENTS, PAINTS, ETC	1 601 225	199 216	68 420
884 OPTICAL GOODS NES	656	67 732	23 304	541 MEDICINAL ETC PRODUCTS	60 944	431 275	148 392
885 WATCHES AND CLOCKS	3 783	411 412	142 619	551 ESSENTL OIL PERFUME, ETC	6 855	18 307	6 281
892 PRINTED MATTER	202 376	207 975	75 625	553 PERFUMERY, COSMETICS, ETC	61 307	97 112	33 603
893 ARTICLES OF PLASTIC NES	169 777	219 200	75 374	554 SOAPS, CLEANING ETC PREPS	350 637	107 582	36 691
894 TOYS, SPORTING GOODS, ETC	20 303	56 407	19 315	562 FERTILIZERS MANUFACTURED	747 787	29 621	10 060
895 OFFICE SUPPLIES NES	18 773	70 822	24 251	572 EXPLOSIVES, PYROTECH PROD	2 231	5 146	1 725
896 WORKS OF ART ETC	1 549	135 721	46 665	582 PROD OF CONDENSATION ETC	810 581	347 408	118 944
897 GOLD, SILVER WARE, JEWELRY	163	33 081	11 529				

7 IMPORTS AND EXPORTS (SPECIAL TRADE) BY COUNTRIES OF PRODUCTION AND CONSUMPTION AND BY GROUPS OF THE SITC-REV. 11 1985

GROUP DESCRIPTION	DT * 100 KG	1 000 DM	1 000 \$	GROUP DESCRIPTION	DT * 100 KG	1 000 DM	1 000 \$
583 PROD OF POLYMERIZING ETC	1 863 227	597 079	204 281	793 SHIPS AND BOATS	53 288	24 894	8 768
584 CELLULOSE DERIVATIVES ETC	49 667	38 022	13 009	812 PLUMB, HEATING, LIGHTING EQUI	85 043	111 264	38 484
585 PLASTIC MATERIALS NES	20 133	8 997	3 071	821 FURNITURE	763 060	664 189	227 871
591 PESTICIDES, DISINFECTANTS	36 426	38 490	12 944	831 TRAVEL GOODS, HANDBAGS	18 304	76 893	26 541
592 STARCH, INULIN, GLUTEN, ETC	329 497	45 530	15 521	842 MENS OUTERWEAR NOT KNIT	10 114	103 501	35 412
598 MISC CHEMICAL PRODS NES	2 271 263	301 179	103 161	843 WOMENS OUTERWEAR NONKNIT	33 640	474 061	160 979
605 INDUSTRIAL PLANT, CHAP 73	832	1 211	391	844 UNDERWEAR NOT KNIT	2 162	24 111	8 231
611 LEATHER	13 446	51 750	17 679	845 OUTERWEAR KNIT NONELASTIC	20 017	236 423	80 836
612 LEATHER ETC MANUFACTURES	8 578	29 335	10 170	846 UNDERWEAR KNITTED	11 229	90 474	31 017
613 FUR SKINS TANNED, DRESSED	776	24 026	8 176	847 TEXT CLTHNG ACCESSORIES NES	3 729	38 276	13 227
621 MATERIALS OF RUBBER	75 104	44 141	15 166	848 HEADGEAR, NONTEXTILE CLOTHING	7 471	119 690	41 211
625 RUBBER TYRES, TUBES	178 392	148 959	51 185	851 FOOTWEAR	23 443	140 343	47 953
628 RUBBER ARTICLES NES	22 407	49 015	16 857	871 OPTICAL INSTRUMENTS	1 275	37 986	13 132
633 CORK MANUFACTURES	1 782	2 517	861	872 MEDICAL INSTRUMENTS NES	15 953	107 562	36 680
634 VENEERS, PLYWOOD, ETC	500 775	84 193	28 922	873 METERS & COUNTERS NES	2 266	16 399	5 631
635 WOOD MANUFACTURES NES	652 776	189 393	65 346	874 MEASURING, CONTROLLING INSTR	36 456	472 319	162 675
641 PAPER AND PAPERBOARD	1 202 469	316 906	108 660	881 PHOTO APPAR & EQUIP NES	8 323	61 081	20 855
642 ARTICLES OF PAPER ETC	442 674	209 518	71 927	882 PHOTO, CINEMA SUPPLIES	35 750	79 452	27 551
651 TEXTILE YARN AND THREAD	122 972	190 059	64 733	883 DEVELOPED CINEMA FILM	131	1 808	613
652 COTTON FABRICS, WOVEN	46 472	126 206	43 111	884 OPTICAL GOODS NES	1 408	75 888	26 076
653 WOOL MAN-MADE FIB FABRIC	44 772	119 123	40 922	885 WATCHES AND CLOCKS	8 868	167 621	57 458
654 OTHER WOVEN TEXTILE FABRIC	21 659	60 930	20 848	892 PRINTED MATTER	553 696	658 746	226 339
655 KNIT ETC FABRICS	22 982	58 179	19 948	893 ARTICLES OF PLASTIC NES	440 202	460 607	158 038
656 LACE, RIBBONS, TULLE, ETC	4 917	19 793	6 781	894 TOYS, SPORTING GOODS, ETC	86 846	208 981	72 338
657 SPECIAL TEXTILE ETC PROD	74 255	125 530	43 053	895 OFFICE SUPPLIES NES	22 063	69 557	20 473
658 TEXTILE ARTICLES NES	27 305	88 812	30 562	896 WORKS OF ART ETC	2 312	210 584	70 512
659 FLOOR COVERINGS ETC	85 711	135 901	46 433	897 GOLD, SILVER WARE, JEWELRY	1 069	353 045	120 052
661 CEMENT ETC BUILDING PROD	894 179	43 161	14 944	898 MUSICAL INSTRUMENTS, PTS	38 018	185 316	63 755
662 CLAY, REFRACTORY BLDG PRD	1 443 068	88 349	30 320	899 OTHER MANUFACTURED GOODS	44 089	95 615	32 850
663 OTHER NONMETAL MINERAL PRD	2 153 716	145 812	50 244	941 ZOO ANIMALS, PETS	274	1 441	493
664 GLASS	405 108	110 813	38 351	951 WAR FIREARMS, AMMUNITION	1 514	15 575	5 323
665 GLASSWARE	329 414	82 498	28 329	961 COIN NONGOLD, NONCURRENT	13	1 715	599
666 POTTERY	49 084	61 036	21 011	971 GOLD, NON MONETARY NES	171	141 477	49 977
667 PEARL, PREC., SEMI-P STONE	79	104 387	35 241	972 GOLD COIN	40	122 135	41 460
671 PIG IRON ETC	503 084	41 334	14 304				
672 IRON, STL PRIMARY FORMS	907 803	73 293	25 196	AUSTRIA			
673 IRON AND STEEL SHAPES	1 529 288	217 103	74 392				
674 IRON, STL UNIV. PLATE, SHEET	1 603 691	244 644	83 630	IMPORTS	59 600 459	15 350 473	5 264 684
675 IRON, STEEL HOOP, STRIP	1 334 375	198 392	67 673				
676 RAILWAY RAILS ETC IRON, STL	92 219	13 874	4 676	001 LIVE ANIMALS	108 041	30 345	10 160
677 IRON, STL WIRE EXCL W ROD	131 977	48 828	16 775	011 MEAT FRESH, CHILLED, FROZEN	86 182	36 127	12 283
678 IRON, STL TUBES, PIPES, ETC	651 187	175 953	60 168	014 MEAT PREP, PRSVD, NES ETC	1 080	1 526	503
679 IRON, STL CASTINGS UNWORKED	75 315	27 772	9 503	022 MILK AND CREAM	224 538	5 746	1 961
681 SILVER, PLATINUM, ETC	932	120 791	40 775	024 CHEESE AND CURD	18 965	10 133	3 463
682 COPPER EXC CEMENT COPPER	406 304	265 657	91 204	025 EGGS, BIRDS, FRESH, PRSVD	355	112	34
683 NICKEL	10 012	32 448	11 034	034 FISH FRESH, CHILLED, FROZEN	499	615	212
684 ALUMINIUM	473 682	272 018	92 984	041 WHEAT ETC UNMILLED	4 808	543	169
685 LEAD	30 994	6 447	2 221	044 MAIZE UNMILLED	13 810	4 246	1 315
686 ZINC	70 394	19 889	6 895	045 CEREALS NES UNMILLED	8 488	387	119
687 TIN	2 216	6 500	2 256	048 CEREAL ETC PREPARATIONS	83 449	40 514	14 043
689 NON-FER BASE METALS NES	2 384	13 398	4 553	054 VEG ETC FRSH, SIMPLY PRSVD	165 156	24 038	8 041
691 STRUCTURES AND PARTS NES	443 915	245 139	84 122	056 VEGETABLES ETC PRSVD, PREP	24 138	2 943	1 027
692 METAL TANKS, BOXES, ETC	123 764	73 503	25 224	057 FRUIT, NUTS, FRESH, DRIED	49 903	4 335	1 518
693 WIRE PRODUCTS NON ELECTR	49 684	21 078	7 251	058 FRUIT PRESERVED, PREPARED	21 540	3 834	1 320
694 STL, COPPER NAILS, NUTS, ETC	130 380	106 505	36 424	061 SUGAR AND HONEY	185 670	13 883	4 729
695 TOOLS	62 851	242 900	83 260	062 SUGAR PREPS NON-COCOA	3 046	2 718	938
696 CUTLERY	5 358	36 432	12 603	071 COFFEE AND SUBSTITUTES	1 748	2 528	845
697 BASE METAL HOUSEHOLD EQUIP	88 913	90 285	31 127	072 COCOA	447	671	236
699 OTHER METAL MANUFACTURES	340 911	401 321	138 056	073 CHOCOLATE AND PRODUCTS	38 686	36 728	12 577
700 INDUSTRIAL PLANT, CHAP 84	1 983	4 798	1 597	075 SPICES	1 798	413	147
703 INDUSTRIAL PLANT, CHAP 85	295	824	280	081 FEEDING STUFF FOR ANIMALS	89 605	4 494	1 642
711 STEAM BOILERS & AUX PLNT	4 162	7 896	2 662	088 EDIBLE PRODUCTS, PREPS NES	32 449	14 097	4 874
712 STEAM ENGINES, TURBINES	11 935	18 398	6 261	111 NON-ALCOHOL BEVERAGES NES	360 005	22 353	7 658
713 INTERNAL COMBUS PISTN ENGN	29 342	71 620	24 954	112 ALCOHOLIC BEVERAGES	194 800	46 738	16 244
714 ENGINES & MOTORS NES	3 610	41 036	14 051	122 TOBACCO MFRS	144	329	116
716 ROTATING ELECTRIC PLANT	101 306	248 535	85 048	211 HIDES, SKINS UNRESSED	176 709	52 295	17 614
718 OTHER POWER GENERATING MACH	10 912	152 425	50 124	212 FUR SKINS UNRESSED	21	110	35
721 AGRIC MACH, EXC TRACTORS	74 482	91 730	30 863	222 SEEDS FOR SOFT/FIXED OIL	78 346	6 394	2 292
722 TRACTORS NON-ROAD	45 504	54 482	18 649	223 SEEDS FOR OTHER FIXED OILS	1 880	1 338	462
723 CIVIL ENGINEER EQUIP ETC	104 992	131 727	45 603	233 RUBBER, SYNTHETIC, RECLAIMED	34 104	2 288	779
724 TEXTILE, LEATHER MACHINERY	92 120	223 686	77 047	246 PULPWOOD, CHIPS, WOODWASTE	340 574	2 652	916
725 PAPER ETC MILL MACHINERY	35 537	62 029	28 319	247 OTHER WOOD ROUGH, SQUARED	93 034	3 112	1 059
726 PRINTING, BOOKBINDING MACH, PTS	68 454	183 087	62 857	248 WOOD SHAPED	2 360 795	136 728	47 140
727 FOOD MACHINERY NON-HOME	11 390	41 017	14 019	251 PULP AND WASTE PAPER	369 698	35 277	11 760
728 OTHER MACHINERY FOR SPCL INDUS	155 280	427 892	147 916	263 COTTON	16 339	3 136	1 062
736 MACHINE TOOLS FOR METAL	123 185	378 464	131 115	266 SYNTHETIC FIBRE TO SPIN	60 887	25 976	8 951
737 METALWORKING MACHINERY NES	22 849	53 752	18 572	267 OTHER MAN-MADE FIBRES	202 550	75 326	26 233
741 HEATING, COOLING EQUIPMENT	144 518	271 859	93 225	268 WOOLLENC TOPS, ANIMAL HAIR	2 232	616	207
742 PUMPS FOR LIQUIDS ETC	41 824	124 679	42 897	269 WASTE OF TEXTILE FABRICS	24 364	2 308	791
743 PUMPS NES, CENTRIFUGES ETC	80 524	225 682	77 448	271 FERTILIZERS, CRUDE	3 531	396	121
744 MECHANICAL HANDLING EQUIP	235 072	288 543	99 232	273 STONE, SAND AND GRAVEL	10 878 967	25 368	8 774
745 NONELEC MACHINERY TOOLS NES	70 676	271 854	93 870	277 NATURAL ABRASIVES NES	664	153	60
749 NONELEC MACHINERY PTS, ACC NES	223 327	589 049	202 385	278 OTHER CRUDE MINERALS	4 191 578	69 363	23 728
751 OFFICE MACHINES	10 854	72 820	24 965	279 IRON AND STEEL SCRAP	79 760	6 299	2 126
752 AUTOMATIC DATA PROC EQUIP	18 300	422 159	145 235	287 BASE METAL ORES, CONC NES	2 864	352	118
759 OFFICE & ADP MCH PTS, ACC	5 685	122 029	42 036	288 NONFERROUS METAL SCRAP NES	365 569	75 915	26 762
761 TELEVISION RECEIVERS	34 103	109 803	38 710	289 PREC METAL ORE, WASTE NES	517	12 050	4 132
762 RADIO BROADCAST RECEIVERS	2 807	25 063	9 651	291 CRUDE ANIMAL MATERIALS NES	162 737	11 721	3 976
763 SOUND RECORDERS, PHONOGRAPHS	4 800	57 552	19 844	292 CRUDE VEG MATERIALS NES	31 498	7 802	2 770
764 TELECOM EQUIP, PTS, ACC NES	20 811	226 264	78 658	322 COAL, LIGNITE, PEAT	94 015	1 244	426
771 ELECTRIC POWER MACHINERY NES	43 105	113 686	39 391	323 BRIQUETS, COKE, SEMI-COKE	47 158	1 167	401
772 SWITCHGEAR ETC & PTS NES	74 951	538 394	184 832	334 PETROLEUM PRODUCTS, REFIN	2 741 567	218 373	74 121
773 ELECTRIC DISTRIBUTING MACH	82 025	103 210	35 603	335 RESIDUAL PETROLEUM PROD NES	581 009	44 296	15 218
774 ELECTRO-MEDICAL XRAY EQUIP	2 413	45 479	15 665	351 ELECTRIC ENERGY, MWH	4 532 991	524 825	180 325
775 HOUSEHOLD TYPE EQUIP NES	220 912	324 507	111 569	411 ANIMAL OILS AND FATS	254 646	30 593	10 256
776 TRANSISTORS, VALVES, ETC	3 268	130 051	44 225	424 FIXED VEG OIL NONSOFT	475	411	137
778 ELECTRICAL MACHINERY NES	126 514	417 699	144 159	431 PROCESSED ANIMAL VEG OIL, ETC	21 096	2 557	869
781 PASS MOTOR VEH EXC BUSES	1 056 265	2 029 815	695 124	511 HYDROCARBONS NES, DERIVS	215 633	26 613	8 921
782 MOTOR VEH EXCL TRAILERS	296 603	479 833	165 382	512 ALCOHOLS, PHENOLS, ETC	4 557	956	326
783 ROAD MOTOR VEHICLES NES	60 589	131 643	44 508	513 ORGANIC ACIDS, ETC	198 123	49 948	17 109
784 MOTOR VEHICLES PTS, ACC NES	250 616	440 351	150 981	514 NITROGEN-FUNCTION COMPOUNDS	699 468	124 621	42 763
785 MOTOR & OTHER CYCLES ETC	18 605	39 317	13 393	515 ORGANIC COMPOUNDS ETC	41 668	12 968	4 387
786 VEH NES NONMOTOR, TRAILERS	155 908	124 339	42 367	516 OTHER ORGANIC CHEMICALS	46 336	5 103	1 061
791 RAILWAY VEHICLES	53 382	31 874	10 931	522 INORGANIC ELEMENTS, OXIDES, ETC	997 642	49 196	16 853
792 AIRCRAFT	1 086	32 582	11 108	523 OTHER INORGANIC CHEMICALS	382 174	35 005	11 957

7 IMPORTS AND EXPORTS (SPECIAL TRADE) BY COUNTRIES OF PRODUCTION AND CONSUMPTION AND BY GROUPS OF THE SITC-REV. 11 1985

GROUP DESCRIPTION	DT * 100 KG	1 000 DM	1 000 \$	GROUP DESCRIPTION	DT * 100 KG	1 000 DM	1 000 \$
524 RADIOACTIVE ETC MATERIAL	5 975	5 466	1 874	783 ROAD MOTOR VEHICLES NES	19 728	22 688	7 764
531 SYNT DYE, NAT INDOG, LAKES	483	561	188	784 MOTOR VEHCL PTS, ACC NES	408 081	428 664	146 595
533 PIGMENTS, PAINTS ETC	289 241	30 733	10 542	785 MOTOR & OTHER CYCLES ETC	21 118	37 840	12 756
541 MEDICINAL ETC PRODUCTS	30 762	186 521	63 926	786 VEH NES NONMOTR, TRAILERS	160 402	71 481	23 762
551 ESSENTL OIL, PERFUME, ETC	4 543	4 235	1 454	791 RAILWAY VEHICLES	14 531	22 372	7 567
553 PERFUMERY, COSMETICS, ETC	17 391	11 848	4 012	792 AIRCRAFT	333	5 589	1 663
554 SOAPS, CLEANING ETC PREPS	62 216	12 675	4 279	793 SHIPS AND BOATS	1 773	4 650	1 537
562 FERTILIZERS MANUFACTURED	4 020 150	155 922	53 616	812 PLUMB, HEATING, LGHTNG EQU	163 754	117 309	40 478
572 EXPLOSIVES, PYROTECH PROD	46	327	111	821 FURNITURE	294 013	271 317	92 901
582 PROD OF CONDENSATION ETC	601 713	98 590	33 909	831 TRAVEL GOODS, HANDBAGS	4 020	8 177	2 793
583 PROD OF POLYMERIZING ETC	1 068 052	288 887	98 978	842 MENS OUTERWEAR NOT KNIT	11 593	80 037	27 724
584 CELLULOSE DERIVATIVES ETC	2 379	785	276	843 WOMENS OUTERWEAR NONKNIT	24 025	242 797	83 089
585 PLASTIC MATERIALS NES	13 661	4 066	1 388	844 UNDERWEAR NOT KNIT	4 029	24 736	8 490
591 PESTICIDES, DISINFECTANTS	8 251	4 359	1 418	845 UNDERWEAR KNIT NONELASTC	11 268	121 474	41 652
592 STARCH, INULIN, GLUTEN, ETC	6 659	2 068	706	846 UNDERWEAR KNITTED	6 238	49 462	17 032
598 MISC CHEMICAL PRODS NES	325 557	44 945	15 436	847 TXTL CLTHNG ACCESSRYS NES	2 641	20 506	7 050
611 LEATHER	14 556	77 105	26 260	848 HEADGEAR, NONTXTL CLOTHNG	15 882	67 206	23 028
612 LEATHER ETC MANUFACTURES	22 562	36 104	12 454	851 FOOTWEAR	48 026	294 787	100 660
613 FUR SKINS TANNED, DRESSED	238	1 844	627	871 OPTICAL INSTRUMENTS	194	7 292	2 519
621 MATERIALS OF RUBBER	164 445	67 872	23 397	872 MEDICAL INSTRUMENTS NES	935	11 064	3 780
625 RUBBER TYRES, TUBES	186 008	118 529	40 645	873 METERS & COUNTERS NES	519	1 991	666
628 RUBBER ARTICLES NES	25 863	31 077	10 698	874 MEASURING, CONTROLLING INSTR	12 306	159 752	55 065
634 VENEERS, PLYWOOD, ETC	2 338 552	155 963	53 351	881 PHOTO APPAR & EQUIPT NES	2 330	10 957	3 659
635 WOOD MANUFACTURES NES	339 674	115 378	39 685	882 PHOTO CINEMA SUPPLIES	2 078	18 751	6 431
641 PAPER AND PAPERBOARD	4 276 915	626 963	213 824	883 DEVELOPED CINEMA FILM	48	1 140	381
642 ARTICLES OF PAPER ETC	982 782	245 327	83 764	884 OPTICAL GOODS NES	1 507	93 318	32 242
651 TEXTILE YARN AND THREAD	136 637	136 915	47 000	885 WATCHES AND CLOCKS	183	2 876	995
652 COTTON FABRICS, WOVEN	40 522	134 140	46 190	892 PRINTED MATTER	283 968	187 857	64 781
653 WOVN MAN-MADE FIB FABRIC	47 061	117 314	40 317	893 ARTICLES OF PLASTIC NES	216 403	176 224	60 290
654 OTH WOVEN TEXTILE FABRIC	14 047	55 020	18 630	894 TOYS, SPORTING GOODS, ETC	51 938	169 472	59 388
655 KNIT ETC FABRICS	33 589	76 921	26 475	895 OFFICE SUPPLIES NES	17 964	22 007	7 502
656 LACE, RIBBONS, TULLE, ETC	8 528	87 219	29 934	896 WORKS OF ART ETC	1 432	27 289	9 367
657 SPECIAL TEXTILE ETC PROD	40 619	52 893	18 111	897 GOLD, SILVER WARE, JEWELRY	966	35 204	12 120
658 TEXTILE ARTICLES NES	21 941	47 834	16 217	898 MUSICAL INSTRUMENTS, PTS	9 191	44 703	15 409
659 FLOOR COVERINGS ETC	61 879	43 494	14 912	899 OTHER MANUFACTURED GOODS	5 075	31 532	10 803
661 CEMENT ETC BUILDING PROD	757 138	25 082	8 673	941 ZOO ANIMALS, PETS	266	335	115
662 CLAY, REFRACTORY BLDG PRD	522 158	47 744	16 489	951 WAR FIREARMS, AMMUNITION	1 007	3 400	1 161
663 OTH NONMETAL MINERAL MFS	1 009 490	150 051	51 573	961 COIN NONGOLD, NONCURRENT	83	16 764	5 667
664 GLASS	156 407	20 831	7 092	971 GOLD, NON MONETARY NES	232	14 037	4 756
665 GLASSWARE	305 987	90 031	30 981	972 GOLD COIN	1	3 299	1 219
666 POTTERY	3 219	5 963	2 055				
667 PEARL, PREC., SEMI-P STONE	1	3 354	1 138	EXPORTS	86 365 087	27 394 566	9 393 802
671 PIG IRON ETC	23 604	35 713	11 996	001 LIVE ANIMALS	2 000	4 134	1 382
672 IRON, STL PRIMARY FORMS	1 956 536	159 013	54 158	011 MEAT FRESH, CHILLD, FROZEN	5 276	3 453	1 220
673 IRON AND STEEL SHAPES	1 228 114	191 161	65 488	014 MEAT PREPD PRSVD, NES ETC	661	644	223
674 IRN, STL UNIV, PLATE, SHEET	3 430 289	379 799	130 199	022 MILK AND CREAM	44 761	3 331	1 133
675 IRON, STEEL HOOP, STRIP	593 351	86 733	29 643	024 CHEESE AND CURD	78 031	49 548	16 936
676 RAILWAY RAILS ETC IRN, STL	887	224	83	025 EGGS, BIRDS, FRESH, PRSRVD	25 027	7 059	2 348
677 IRN, STL WIRE EXCL W ROD	253 974	44 476	15 173	034 FISH FRESH, CHILLED, FROZN	30 796	20 985	7 182
678 IRON, STL TUBES, PIPES ETC	567 465	139 753	47 788	035 FISH SALTED, DRIED, SMOKED	1 469	1 507	528
679 IRN, STL CASTINGS UNWORKE	20 144	7 767	2 724	036 SHELL FISH FRESH, FROZEN	865	1 629	557
681 SILVER, PLATINUM, ETC	166	19 712	6 645	037 FISH ETC PREPD PRSVD NES	53 542	30 731	10 646
682 COPPER EXC CEMENT COPPER	149 232	84 924	29 230	041 WHEAT ETC UNMILLED	496	89	30
683 NICKEL	10 651	14 780	5 150	042 RICE	72 900	9 191	3 126
684 ALUMINIUM	485 647	272 161	92 924	043 BARLEY UNMILLED	4 744	364	129
685 LEAD	4 131	572	222	044 MAIZE UNMILLED	1 137	144	44
686 ZINC	3 283	1 896	665	045 CEREALS NES UNMILLED	2 551	212	69
687 TIN	186	476	167	048 CEREAL ETC PREPARATIONS	263 872	89 374	30 716
689 NON-FER BASE METALS NES	15 683	49 041	16 606	054 VEG ETC FRSH, SMPLY PRSVD	72 286	25 036	8 564
691 STRUCTURES AND PARTS NES	336 545	125 280	43 088	056 VEGTBL ETC PRSVD PREPD	18 713	9 737	3 351
692 METAL TANKS, BOXES, ETC	81 595	41 082	13 903	057 FRUIT, NUTS, FRESH, DRIED	54 696	15 995	5 543
693 WIRE PRODUCTS NON ELECTR	25 028	11 324	3 896	058 FRUIT PRESERVED, PREPARED	29 840	12 570	4 299
694 STL, COPPR NAILS, NUTS, ETC	42 235	23 498	8 082	061 SUGAR AND HONEY	68 156	8 038	2 837
695 TOOLS	24 457	107 456	36 780	062 SUGAR PREPS NON-COCOA	52 825	27 168	9 300
696 CUTLERY	488	2 223	759	071 COFFEE AND SUBSTITUTES	61 292	65 204	22 078
697 BASE MTL HOUSEHOLD EQUIP	49 938	32 381	11 168	072 COCOA	30 150	26 685	9 078
699 OTHER METAL MANUFACTURES	319 026	304 730	104 344	073 CHOCOLATE AND PRODUCTS	151 562	85 249	29 449
711 STEAM BOILERS & AUX PLNT	1 047	264	95	074 TEA AND MATE	4 674	5 414	1 883
712 STEAM ENGINES, TURBINES	5 729	12 518	4 211	075 SPICES	4 703	2 625	912
713 INTRNL COMBUS PISTN ENGN	403 484	924 764	319 027	081 FEEDING STUFF FOR ANIMLS	4 634 931	297 993	101 492
714 ENGINES & MOTORS NES	689	16 157	5 490	091 MARGARINE AND SHORTENING	20 024	5 359	1 824
716 ROTATING ELECTRIC PLANT	155 149	130 490	45 223	098 EDIBLE PRODUCTS, PREPS NES	102 911	51 961	17 711
718 OTH POWER GENERATG MACHY	6 704	14 999	5 010	111 NON-ALCOHL BEVERAGES NES	35 242	3 925	1 342
721 AGRIC MACHY, EXC TRACTORS	76 141	73 249	24 884	112 ALCOHOLIC BEVERAGES	205 280	23 395	8 023
722 TRACTORS NON-ROAD	23 811	26 925	9 185	121 TOBACCO UNMNFCTRD, REFUSE	3 430	4 135	1 408
723 CIVIL ENGINEERS EQUIP ETC	65 189	69 301	23 878	122 TOBACCO MFRS	2 758	6 439	2 214
724 TEXTILE, LEATHER MACHNRY	20 492	29 099	10 169	211 HIDES, SKINS, UNRESSED	174 706	82 585	28 167
725 PAPER ETC MILL MACHINERY	35 736	46 994	16 195	212 FUR SKINS UNRESSED	15	376	125
726 PRINTG, BKBINDG MACHY, PTS	12 116	30 104	10 497	222 SEEDS FOR SOFT/FIXED OIL	24 807	5 186	1 801
727 FOOD MACHRY NON-DOMESTIC	7 343	20 837	7 232	223 SEEDS FOR OTH FIXED OILS	7 558	1 521	526
728 OTH MACHY FOR SPCL INDUS	130 071	248 316	85 578	232 NATURAL RUBBER GUMS	12 285	3 311	1 134
736 MACHINE TOOLS FOR METAL	45 364	100 718	34 879	233 RUBBER, SYNTHETIC RECLAIMD	173 190	36 321	12 397
737 METALWORKING MACHNRY NES	36 298	39 040	13 607	244 CORK RAW AND WASTE	540	146	48
741 HEATING, COOLING EQUIPMNT	88 467	121 595	41 579	245 FUEL WOOD NES, CHARCOAL	29 832	871	297
742 PUMPS FOR LIQUIDS ETC	22 653	34 462	11 910	246 PULPWOOD, CHIPS WOODWASTE	3 176 816	36 607	12 884
743 PUMPS NES, CENTRIFUGES ETC	96 792	115 856	39 949	247 OTH WOOD ROUGH, SQUARED	7 317 568	128 693	43 389
744 MECHANICAL HANDLING EQU	117 262	114 963	39 213	248 WOOD SHAPED	719 369	67 129	22 777
745 NONELEC MACHY, TOOLS NES	30 102	46 346	15 344	251 PULP AND WASTE PAPER	3 069 318	86 541	29 415
749 NONELEC MACH PTS, ACC NES	136 817	228 276	78 346	252 SILK	47	146	46
751 OFFICE MACHINES	185	1 464	504	263 COTTON	30 423	15 277	5 098
752 AUTOMATIC DATA PROC EQUIP	3 964	44 362	15 296	265 VEG FIBRE, EXCL COTN JUTE	1 326	350	116
759 OFFICE & ADP MCH PTS, ACC	2 674	66 174	22 111	266 SYNTHETIC FIBRE TO SPIN	74 320	36 666	12 526
761 TELEVISION RECEIVERS	32 843	102 772	35 102	267 OTHER MAN-MADE FIBRES	27 606	17 117	5 892
762 RADIO BROADCAST RECEIVERS	13 474	61 548	21 182	268 WOOL(EXC TOPS), ANML HAIR	13 891	12 755	4 299
763 SOUND RECORDRS, PHONOGRPH	5 661	52 335	17 992	269 WASTE OF TEXTILE FABRICS	10 581	1 502	517
764 TELECOM EQPT, PTS, ACC NES	17 113	220 531	77 199	271 FERTILIZERS, CRUDE	26 522	646	210
771 ELECTRIC POWER MACHY NES	19 710	91 429	31 238	273 STONE, SAND AND GRAVEL	3 303 970	16 011	5 523
772 SWITCHGEAR ETC & PTS NES	29 489	222 816	76 378	274 SULPHUR ETC	144 234	19 336	6 494
773 ELECTR DISTRIBUTING MACH	99 932	128 810	44 365	277 NATURAL ABRASIVES NES	1 226	13 565	4 607
774 ELECTRO-MEDCL, XRAY EQUIP	1 379	34 706	11 950	278 OTHER CRUDE MINERALS	1 780 681	31 743	10 557
775 HOUSEHOLD TYPE, EQUIP NES	156 655	170 576	58 605	281 IRON ORE, CONCENTRATES	29 346	346	121
776 TRANSISTORS, VALVES, ETC	17 580	281 922	91 892	282 IRON AND STEEL SCRAP	864 924	27 527	9 198
778 ELECTRICAL MACHINERY NES	173 765	207 639	76 282	287 BASE METAL ORES, CONC NES	1 013 222	65 385	23 235
781 PASS MOTOR VEH EXC BUSES	79 306	137 590	47 222	288 NONFERR METAL SCRAP NES	266 546	63 945	21 594
782 LORRIES, SPCL MTR VEH NES	69 376	67 681	23 327				

7 IMPORTS AND EXPORTS (SPECIAL TRADE) BY COUNTRIES OF PRODUCTION AND CONSUMPTION AND BY GROUPS OF THE SITC-REV. II 1985

GROUP DESCRIPTION	DT * 100 KG	1 000 DM	1 000 \$	GROUP DESCRIPTION	DT * 100 KG	1 000 DM	1 000 \$
291 CRUDE ANIMAL MTRIALS NES	91 278	33 973	11 640	736 MACHINE TOOLS FOR METAL	83 830	276 323	96 252
292 CRUDE VEG MATERIALS NES	73 049	58 556	20 084	737 METALWORKING MACHNRY NES	40 727	59 095	20 328
322 COAL, LIGNITE PEAT	2 947 691	60 862	20 412	741 HEATING, COOLING EQUIPMNT	140 247	256 469	88 370
323 BRIQUETS, COKE, SEMI-COKE	7 341 605	227 256	78 289	742 PUMPS FOR LIQUIDS ETC	46 935	188 196	64 868
334 PETROLEUM PRODUCTS, REFIN	7 302 127	525 235	178 180	743 PUMPS NES, CENTRIFUGES ETC	111 862	231 696	79 762
335 RESIDUAL PETRLM PROD NES	2 152 917	120 451	42 050	744 MECHANICAL HANDLING EQU	212 520	265 022	90 938
351 ELECTRIC ENERGY, MWH	1 473 482	56 903	20 304	745 NONELEC MACHY, TOOLS NES	78 096	223 580	76 550
411 ANIMAL OILS AND FATS	5 912	1 186	417	749 NONELEC MACH PTS, ACC NES	325 684	653 167	224 047
423 FIXED VEG OILS, SOFT	311 689	56 829	19 560	751 OFFICE MACHINES	6 459	46 848	16 274
424 FIXED VEG OIL NONSOFT	53 162	13 360	4 537	752 AUTOMTIC DATA PROC EQUIP	13 628	326 642	114 090
431 PROCESD ANML VEG OIL, ETC	156 354	33 807	11 539	759 OFFICE & ADP MCH PTS, ACC	7 871	291 483	100 673
511 HYDROCARBONS NES, DERIVS	1 375 699	159 283	54 398	761 TELEVISION RECEIVERS	30 721	85 749	30 117
512 ALCOHOLS, PHENOLS, ETC	215 595	41 165	14 167	762 RADIO BROADCAST RECEIVRS	4 574	27 909	9 610
513 ORGANIC ACIDS ETC	231 340	63 282	21 641	763 SOUND RECORDRS, PHONOGRPH	9 181	72 042	25 738
514 NITROGEN-FUNCTN COMPOUNDS	83 118	53 142	18 098	764 TELECOM EQPT, PTS, ACC NES	54 806	360 521	124 885
515 ORG-INORG COMPOUNDS ETC	48 514	41 030	13 975	771 ELECTRIC POWER MACHY NES	40 827	93 482	32 101
516 OTHER ORGANIC CHEMICALS	244 853	42 394	14 189	772 SWITCHGEAR ETC & PTS NES	98 113	529 316	181 583
522 INORG ELEMNTS, OXIDES, ETC	1 733 796	148 699	50 740	773 ELECTR DISTRIBUTING MACH	137 097	154 969	53 544
523 OTHR INORGANIC CHEMICALS	463 713	84 203	28 702	774 ELECTRO-MEDCL, XRAY EQUIP	2 940	55 588	19 265
524 RADIOACTIVE ETC MATERIAL	48	8 105	2 780	775 HOUSEHOLD TYPE EQUIP NES	289 041	361 224	124 950
531 SYNT DYE, NAT INDGO, LAKES	38 909	55 892	19 148	776 TRANSISTORS, VALVES, ETC	45 069	370 558	125 458
532 DYES NES, TANNING PRODS	13 107	3 109	1 066	778 ELECTRICAL MACHINERY NES	118 698	319 368	109 689
533 PIGMENTS, PAINTS, ETC	460 700	196 438	67 209	781 PASS MOTOR VEH EXC BUSES	1 163 097	1 010 659	616 240
541 MEDICINAL ETC PRODUCTS	61 782	443 390	151 385	782 LORRIES, SPCL MTR VEH NES	300 293	358 104	123 952
551 ESSENTIAL OIL PERFUME ETC	5 792	16 413	5 569	783 ROAD MOTOR VEHICLES NES	67 927	135 021	45 251
553 PERFUMERY, COSMETICS, ETC	71 955	95 965	32 918	784 MOTOR VEHCL PTS, ACC NES	666 931	858 472	293 179
554 SOAPS, CLEANING ETC PREPS	522 357	139 386	47 479	785 MOTOR & OTHER CYCLES ETC	51 084	65 128	21 772
562 FERTILIZERS MANUFACTURED	2 121 269	70 949	24 428	786 VEH NES NONMOTR, TRAILERS	197 775	120 369	41 129
572 EXPLOSIVES, PYROTECH PROD	5 332	11 073	3 949	791 RAILWAY VEHICLES	73 974	46 762	16 257
582 PROD OF CONDENSATION ETC	742 711	301 727	103 205	792 AIRCRAFT	400	15 791	5 246
583 PROD OF POLYMERIZING ETC	1 561 145	516 460	176 528	793 SHIPS AND BOATS	4 734	8 086	2 727
584 CELLULOSE DERIVATIVES ETC	47 046	42 997	14 642	801 INDUSTRIAL PLANT, CHAP 90	16	251	78
585 PLASTIC MATERIALS NES	10 780	8 127	2 789	812 PLUMBS, HEATING, LIGHTNG EQU	128 354	137 859	47 850
591 PESTICIDES, DISINFECTANTS	42 127	33 657	11 032	821 FURNITURE	1 021 572	617 786	212 742
592 STARCH, INULIN, GLUTEN, ETC	137 016	33 694	11 459	831 TRAVEL GOODS, HANDBAGS	18 426	60 563	20 785
598 MISCH CHEMICAL PRODS NES	1 519 758	208 097	98 529	842 MENS OUTERWEAR NOT KNIT	19 308	164 668	56 539
605 INDUSTRIAL PLANT, CHAP 73	355	159	61	843 WOMENS OUTERWEAR NONKNIT	44 131	523 106	178 649
611 LEATHER	27 082	87 323	29 926	844 UNDERWEAR NOT KNIT	2 211	24 879	8 529
612 LEATHER ETC MANUFACTURES	20 975	42 830	14 645	845 UNDERWEAR KNIT NONELASTC	24 220	240 639	82 470
613 FUR SKINS TANNED, DRESSED	1 376	17 536	6 083	846 UNDERWEAR KNITTED	13 702	94 806	32 566
621 MATERIALS OF RUBBER	126 493	72 450	24 939	847 TXTL CLTHNG ACCESSRYS NES	7 394	43 945	15 199
625 RUBBER TYRES, TUBES	179 057	118 152	40 227	848 HEADGEAR NONTXTL CLOTHNG	10 248	148 242	51 827
626 RUBBER ARTICLES NES	35 281	70 619	24 213	851 FOOTWEAR	41 118	226 737	78 555
633 CORN MANUFACTURES	2 816	3 595	1 237	871 OPTICAL INSTRUMENTS	1 352	32 662	11 252
634 VENEERS, PLYWOOD, ETC	537 936	87 572	29 997	872 MEDICAL INSTRUMENTS NES	20 769	111 934	38 442
635 WOOD MANUFACTURES NES	212 791	95 067	32 923	873 METERS & COUNTERS NES	4 939	20 787	7 148
641 PAPER AND PAPERBOARD	1 293 776	301 971	103 119	874 MEASURING, CONTROLLNG INSTR	32 705	406 199	140 798
642 ARTICLES OF PAPER ETC	473 960	207 390	71 306	881 PHOTO APPAR & EQUIPT NES	6 587	42 813	14 942
651 TEXTILE YARN AND THREAD	239 635	326 869	111 978	882 PHOTO, CINEMA SUPPLIES	33 852	68 186	23 459
652 COTTON FABRICS WOVEN	61 495	174 927	60 043	883 DEVELOPED CINEMA FILM	248	3 454	1 226
653 WOYN MAN-MADE FIB FABRIC	74 140	178 303	61 328	884 OPTICAL GOODS NES	3 643	181 955	62 443
654 OTH WOVEN TEXTILE FABRIC	31 619	73 577	25 034	885 WATCHES AND CLOCKS	4 505	39 737	13 836
655 KNIT ETC FABRICS	55 597	135 038	46 182	892 PRINTED MATTER	635 641	630 471	216 931
656 LACE RIBBONS, TULLE, ETC	9 504	36 011	12 331	893 ARTICLES OF PLASTIC NES	408 026	386 279	132 248
667 SPECIAL TEXTILE ETC PROD	89 902	165 226	53 190	894 TOYS, SPORTING GOODS, ETC	88 964	151 776	52 464
658 TEXTILE ARTICLES NES	35 850	92 585	32 037	895 OFFICE SUPPLIES NES	9 300	36 164	12 481
659 FLOOR COVERINGS ETC	77 220	81 363	27 994	896 WORKS OF ART ETC	403	29 391	10 022
661 CEMENT ETC BUILDING PROD	214 097	22 317	7 684	897 GOLD, SILVER WARE, JEWELRY	711	124 935	43 106
662 CLAY REFRACTORY BLOC PRO	1 264 555	113 052	38 992	898 MUSICAL INSTRUMENTS, PTS	36 527	163 336	56 239
663 OTH NONMETAL MINERAL MPS	971 222	138 310	47 593	899 OTHER MANUFACTURED GOODS	60 135	96 923	33 334
664 GLASS	545 996	121 663	41 590	941 ZOO ANIMALS, PETS	407	1 847	630
665 GLASSWARE	194 110	73 904	25 529	951 WAR FIREARMS, AMMUNITION	944	8 936	3 017
666 POTTERY	48 694	57 989	20 097	961 COIN NONGOLD, NONCURRENT	5	675	233
667 PEARL, PREC-, SEMI-P STONE	107	12 345	4 177	971 GOLD, NON MONETARY NES	10	19 602	6 634
671 PIG IRON ETC	216 685	34 242	11 669	972 GOLD COIN	26	80 968	27 544
672 IRON, STL PRIMARY FORMS	729 898	62 779	21 703				
673 IRON AND STEEL SHAPES	1 175 847	142 500	48 726	PORTUGAL			
674 IRN, STL UNIV. PLATE, SHEET	1 211 670	184 829	62 959	IMPORTS	9 142 412	2 586 270	882 353
675 IRON, STEEL HOOP, STRIP	628 996	108 471	37 128				
676 RAILWAY RAILS ETC IRN, STL	26 404	4 068	1 389				
677 IRN, STL WIRE EXCL W ROD	146 999	32 084	10 930	034 FISH FRESH, CHILLED, FROZN	3 660	1 159	437
678 IRON, STL TUBES PIPES, ETC	902 790	236 006	81 301	036 SHELL FISH FRESH, FROZEN	857	347	117
679 IRN, STL CASTINGS UNWOKRE	165 310	43 783	14 903	037 FISH ETC PREPD PRSVD NES	32 826	20 564	7 008
681 SILVER, PLATINUM, ETC	1 061	54 334	17 966	054 VEG ETC FRSH, SMPLY PRSVD	18 725	3 619	1 349
682 COPPER EXC CEMENT COPPER	416 539	268 546	91 773	056 VEGTBLES ETC PRSVD, PREPD	3 401	1 710	596
683 NICKEL	14 682	25 321	8 599	057 FRUIT, NUTS FRESH, DRIED	9 052	3 448	1 162
684 ALUMINIUM	641 379	308 356	105 200	058 FRUIT PRESERVED, PREPARED	2 326	440	136
685 LEAD	205 907	29 666	10 196	075 SPICES	157	181	59
686 ZINC	87 541	25 161	8 522	098 EDIBLE PRODCTS PREPS NES	1 588	617	205
687 TIN	4 090	12 472	4 292	112 ALCOHOLIC BEVERAGES	88 615	35 283	12 183
689 NON-FER BASE METALS NES	6 263	18 361	6 298	211 HIDES, SKINS, UNDRESSED	2 866	118	43
691 STRUCTURES AND PARTS NES	361 319	153 132	52 866	244 CORK RAW AND WASTE	58 483	7 683	2 600
692 METAL TANKS, BOXES, ETC	164 525	85 418	29 316	245 FUEL WOOD NES, CHARCOAL	8 803	507	186
693 WIRE PRODUCTS NON ELECTR	220 627	42 563	14 560	246 PULPWOOD, CHIPS, WOODWASTE	60 670	1 081	376
694 STL COPPR NAILS, NUTS ETC	142 254	96 343	32 545	248 WOOD SHAPED	1 026 623	31 810	10 672
695 TOOLS	63 273	200 385	68 918	261 PULP AND WASTE PAPER	1 399 536	147 303	50 090
696 CUTLERY	7 299	34 784	12 005	263 COTTON	2 374	490	160
697 BASE MTL HOUSEHOLD EQUIP	149 599	152 120	52 421	266 SYNTHETIC FIBRE TO SPIN	2 011	853	296
699 OTHER METAL MANUFACTURES	378 057	393 800	134 926	268 WOOL(EXC TOPS), ANML HAIR	514	756	247
700 INDUSTRIAL PLANT, CHAP 84	11 972	23 918	8 205	273 STONE, SAND AND GRAVEL	80 055	5 117	1 745
703 INDUSTRIAL PLANT, CHAP 85	212	764	245	276 OTHER CRUDE MINERALS	10 268	469	167
711 STEAM BOILERS & AUX PLNT	10 866	14 117	4 853	282 IRON AND STEEL SCRAP	1 674	270	92
712 STEAM ENGINES, TURBINES	13 883	64 695	21 491	287 BASE METAL ORES, CONC NES	1 224	1 733	586
713 INTRNL COMBUS PISTN ENGN	528 126	384 624	131 757	288 NONFER METAL SCRAP NES	12 720	3 032	999
714 ENGINES & MOTORS NES	735	18 642	6 844	289 PREC METAL ORE WASTE NES	719	32 686	10 092
716 ROTATING ELECTRIC PLANT	64 042	114 886	39 557	291 CRUDE ANIMAL MTRIALS NES	7 954	9 919	3 372
718 OTH POWER GENERATG MACHY	20 244	55 428	19 042	292 CRUDE VEG MATERIALS NES	3 732	2 347	781
721 AGRIC MACHY, EXC TRACTORS	132 883	131 270	44 298	334 PETROLEUM PRODUCTS, REFIN	469 246	35 196	11 783
722 TRACTORS NON-ROAD	68 083	77 633	26 314	335 RESIDUAL PETRLM PROD NES	299 249	24 158	8 378
723 CIVIL ENGINEERG EQUIP ETC	229 257	196 022	67 072	423 FIXED VEG OILS, SOFT	9 556	2 055	764
724 TEXTILE, LEATHER MACHNRY	64 057	196 056	67 631	424 FIXED VEG OIL NONSOFT	612	150	48
725 PAPER ETC MILL MACHINERY	39 745	73 334	24 978	431 PROCESD ANML VEG OIL, ETC	6 327	882	283
726 PRINTG, BKBINDG MACHY, PTS	30 623	105 741	36 667	511 HYDROCARBONS NES, DERIVS	126 714	16 402	5 741
727 FOOD MACHRY NON-DOMESTIC	13 625	44 651	15 495	513 ORGANIC ACIDS, ETC	6 048	1 835	654
728 OTH MACHY FOR SPCL INDUS	194 544	428 938	148 533	514 NITROGEN-FUNCTN COMPOUNDS	962	131	47

7 IMPORTS AND EXPORTS (SPECIAL TRADE) BY COUNTRIES OF PRODUCTION AND CONSUMPTION AND BY GROUPS OF THE SITC-REV. II 1985

GROUP DESCRIPTION	DT = 100 KG	1 000 DM	1 000 \$	GROUP DESCRIPTION	DT = 100 KG	1 000 DM	1 000 \$
515 ORG-INORG COMPOUNDS ETC	4	272	100	885 WATCHES AND CLOCKS	271	3 260	1 125
516 OTHER ORGANIC CHEMICALS	354	790	267	892 PRINTED MATTER	3 300	2 511	872
522 INORG ELEMENTS OXIDES ETC	28 141	8 889	2 913	893 ARTICLES OF PLASTIC NES	3 552	2 348	812
523 OTHR INORGANIC CHEMICALS	542	156	53	894 TOYS, SPORTING GOODS, ETC	1 721	3 833	1 319
541 MEDICINAL ETC PRODUCTS	1 590	7 929	2 735	896 WORKS OF ART ETC	20	2 095	695
551 ESSENTL OIL, PERFUME, ETC	1 083	1 801	594	897 GOLD, SILVER WARE, JEWELRY	5	2 934	1 001
562 FERTILIZERS MANUFACTURED	843 124	26 117	8 734	898 MUSICAL INSTRUMENTS, PTS	416	597	206
582 PROD OF CONDENSATION ETC	1 507	1 166	404	899 OTHER MANUFACTURED GOODS	38 832	23 137	8 024
583 PROD OF POLYMERIZING ETC	64 946	11 947	4 046				
585 PLASTIC MATERIALS NES	1 603	271	89	EXPORTS	4 551 280	2 642 015	903 783
596 MISC CHEMICAL PRODS NES	257 079	35 502	11 919	001 LIVE ANIMALS	27 692	12 921	4 626
611 LEATHER	223	1 034	354	011 MEAT FRESH, CHILLD, FROZEN	42 993	11 732	4 094
612 LEATHER ETC MANUFACTURES	6 152	52 296	17 955	022 MILK AND CREAM	1 277	315	101
621 MATERIALS OF RUBBER	486	358	121	024 CHEESE AND CURD	906	571	196
625 RUBBER TYRES, TUBES	3 134	2 000	706	042 RICE	4 785	508	169
628 RUBBER ARTICLES NES	441	387	133	048 CEREAL ETC PREPARATIONS	6 811	1 301	472
633 CORK MANUFACTURES	86 863	69 318	23 504	054 VEG ETC FRSH, SIMPLY PRSD	24 279	2 305	749
634 VENEERS, PLYWOOD, ETC	21 335	2 726	940	056 VEGTBLES ETC PRSD, PREPD	701	365	127
635 WOOD MANUFACTURES NES	59 385	7 385	2 542	058 FRUIT PRESERVED, PREPARED	316	153	53
641 PAPER AND PAPERBOARD	307 408	31 494	10 760	061 SUGAR AND HONEY	37 290	1 076	370
642 ARTICLES OF PAPER ETC	6 599	2 138	716	062 SUGAR PREPS NON-COCOA	266	217	75
651 TEXTILE YARN AND THREAD	12 413	16 293	5 501	071 COFFEE AND SUBSTITUTES	136	149	45
652 COTTON FABRICS, WOVEN	8 297	18 349	6 261	072 COCOA	940	507	156
653 WOVN MAN-MADE FIB FABRIC	10 108	29 670	10 304	073 CHOCOLATE AND PRODUCTS	288	313	111
654 OTH WOVEN TEXTILE FABRIC	1 750	6 219	2 110	075 SPICES	166	141	49
655 KNIT ETC FABRICS	80	253	89	081 FEEDING STUFF FOR ANIMLS	11 468	2 391	824
656 LACE RIBBONS TULLE, ETC	14 732	14 174	4 788	098 EDIBLE PRODS, PREPS NES	5 573	3 602	1 249
657 SPECIAL TEXTILE ETC PROD	87 238	22 481	7 450	111 NON-ALCOHL BEVERAGES NES	1 211	289	97
658 TEXTILE ARTICLES NES	37 558	69 064	23 759	112 ALCOHOLIC BEVERAGES	2 280	504	215
659 FLOOR COVERINGS ETC	9 432	9 475	3 284	122 TOBACCO MFRS	113	504	171
661 CEMENT ETC BUILDING PROD	1 825 736	45 214	15 593	211 HIDES, SKINS, UNDRESSED	22 767	9 919	3 347
662 CLAY, REFRACTORY BLDG PRD	23 633	2 225	756	233 RUBBER, SYNTHETIC, RECLAIMD	56 231	17 318	5 900
663 OTH NONMETAL MINERAL MFS	4 307	1 815	613	263 COTTON	8 530	3 498	1 140
665 GLASSWARE	5 599	3 899	1 325	266 SYNTHETIC FIBRE TO SPIN	27 484	11 871	4 050
666 POTTERY	85 243	35 476	12 116	267 OTHER MAN-MADE FIBRES	15 502	7 124	2 455
667 PEARL, PREC., SEMI-P STONE		130	47	268 WOOL(EXC TOPS), ANML HAIR	2 823	1 535	507
671 PIG IRON ETC	289 607	35 074	11 772	269 WASTE OF TEXTILE FABRICS	1 545	274	90
672 IRON, STL PRIMARY FORMS	19 980	876	281	273 STONE, SAND AND GRAVEL	11 392	677	230
673 IRON AND STEEL SHAPES	730 602	52 159	18 421	274 SULPHUR ETC	1 740	113	38
674 IRN, STL UNIV PLATE, SHEET	35 371	3 402	1 231	277 NATURAL ABRASIVES NES	69	4 787	1 671
678 IRON, STL TUBES PIPES, ETC	25 465	10 928	3 733	278 OTHER CRUDE MINERALS	28 140	1 958	676
679 IRN, STL CASTINGS UNWOKRE	6 853	1 802	622	287 BASE METAL ORES, CONC NES	9 457	999	344
689 NON-FER BASE METALS NES	246	123	41	291 CRUDE ANIMAL MTRIALS NES	13 287	5 219	1 803
691 STRUCTURES AND PARTS NES	344	202	67	292 CRUDE VEG MATERIALS NES	2 119	5 351	1 764
692 METAL TANKS, BOXES ETC	332	303	103	322 COAL, LIGNITE, PEAT	15 669	462	160
693 WIRE PRODUCTS NON ELECTR	297	402	139	323 BRIQUETS COKE, SEMI-COKE	58 923	2 344	807
694 STL, COPPR NAILS, NUTS, ETC	153	128	47	334 PETROLEUM PRODUCTS, REFIN	34 244	10 632	3 596
695 TOOLS	424	5 062	1 726	335 RESIDUAL PETRLM PROD NES	14 669	1 436	481
696 CUTLERY	1 936	2 600	883	411 ANIMAL OILS AND FATS	1 933	429	146
697 BASE MTL HOUSEHOLD EQUIP	5 399	8 870	3 057	424 FIXED VEG OIL NONSOFT	3 661	926	313
699 OTHER METAL MANUFACTURES	17 879	6 463	2 791	431 PROCESD ANML VEG OIL ETC	13 256	4 043	1 373
713 INTRNL COMBUS PISTN ENGN	108	212	75	511 HYDROCARBONS NES, DERIVS	257 469	27 426	9 450
714 ENGINES & MOTORS NES	45	3 688	1 239	512 ALCOHOLS, PHENOLS, ETC	51 532	11 437	3 856
716 ROTATING ELECTRIC PLANT	37	85	30	513 ORGANIC ACIDS, ETC	36 935	10 929	3 761
723 CIVIL ENGINEER EQUIP ETC	244	226	72	514 NITROGEN-FUNCTN COMPOUNDS	43 554	25 455	8 652
724 TEXTILE, LEATHER MACHNRY	3 140	18 065	6 216	515 ORG-INORG COMPOUNDS ETC	5 495	19 898	6 706
725 PAPER ETC MILL MACHINERY	172	119	43	516 OTHER ORGANIC CHEMICALS	14 925	5 464	1 847
726 PRINTG, BKBINDG MACHY, PTS	330	727	246	522 INORG ELEMENTS, OXIDES, ETC	106 015	14 413	4 941
728 OTH MACHY FOR SPCL INDUS	801	908	305	523 OTHR INORGANIC CHEMICALS	82 045	17 442	5 990
736 MACHINE TOOLS FOR METAL	444	400	158	524 RADIOACTIVE ETC MATERIAL	3	351	119
741 HEATING, COOLING EQUIPMNT	117	121	41	531 SYNT DYE, NAT INDOG, LAKES	20 272	47 041	16 049
742 PUMPS FOR LIQUIDS ETC	74	323	106	532 DYES NES, TANNING PRODS	15 871	3 998	1 358
743 PUMPS NES, CENTRIFUGES ETC	404	371	120	533 PIGMENTS, PAINTS, ETC	39 968	21 994	7 517
744 MECHANICAL HANDLING EQU	4 142	1 599	564	541 MEDICINAL ETC PRODUCTS	9 103	77 760	26 457
745 NONELEC MACHY, TOOLS NES	131	252	84	551 ESSENTL OIL, PERFUME ETC	470	1 531	523
749 NONELEC MACH PTS, ACC NES	10 075	24 238	8 264	553 PERFUMERY COSMETICS, ETC	700	1 212	408
752 AUTOMTIC DATA PROC EQUIP	483	5 310	1 802	554 SOAPS CLEANING ETC PREPS	34 492	13 224	4 520
759 OFFICE & ADP MCH PTS, ACC	624	28 110	9 597	562 FERTILIZERS MANUFACTURED	29 173	1 622	516
761 TELEVISION RECEIVERS	12 535	46 563	15 565	563 PROD OF CONDENSATION ETC	193	1 260	410
762 RADIO BROADCAST RECEIVRS	18 426	152 837	52 048	582 PROD OF POLYMERIZING ETC	63 532	40 058	13 804
763 SOUND RECORDRS, PHONOGRPH	2 202	11 216	3 793	583 PROD OF CELLULOSE DERIVATVS ETC	215 468	70 173	23 968
764 TELECOM EQPT, PTS, ACC NES	5 527	14 011	4 792	585 PLASTIC MATERIALS NES	6 551	5 968	2 034
771 ELECTRIC POWER MACHY NES	1 504	5 452	1 858	591 PESTICIDES, DISINFECTANTS	10 075	1 887	647
772 SWITCHGEAR ETC & PTS NES	10 463	84 181	28 688	592 STARCH, INULIN, GLUTEN, ETC	21 306	20 845	7 045
773 ELECTR DISTRIBUTING MACH	25 693	81 496	28 097	598 MISC CHEMICAL PRODS NES	15 351	4 330	1 497
774 ELECTRO-MEDCL, XRAY EQUIP	11	92	35	611 LEATHER	115 689	57 130	19 360
775 HOUSEHOLD TYPE EQUIP NES	1 804	2 425	847	612 LEATHER ETC MANUFACTURES	13 844	53 866	18 324
776 TRANSISTORS, VALVES, ETC	3 984	97 671	32 952	613 FUR SKINS TANNED, DRESSED	8 736	13 080	4 535
778 ELECTRICAL MACHINERY NES	9 644	26 184	8 987	621 MATERIALS OF RUBBER	656	3 425	1 167
781 PASS MOTOR VEH EXC BUSES	517	601	226	625 RUBBER TYRES TUBES	4 712	4 588	1 579
782 LORRIES, SPCL MTR VEH NES	2 955	3 857	1 306	628 RUBBER ARTICLES NES	17 712	14 544	4 906
783 ROAD MOTOR VEHICLES NES	268	326	103	634 VENEERS, PLYWOOD, ETC	3 113	9 332	3 244
784 MOTOR VEHCL PTS ACC NES	19 700	27 452	9 270	635 WOOD MANUFACTURES NES	2 072	1 186	411
785 MOTOR & OTHER CYCLES ETC	654	425	145	641 PAPER AND PAPERBOARD	2 118	604	201
766 VEH NES NONMOTR, TRAILERS	911	410	143	642 ARTICLES OF PAPER ETC	29 785	13 916	4 727
791 RAILWAY VEHICLES	113	270	89	651 TEXTILE YARN AND THREAD	6 532	5 762	1 965
792 AIRCRAFT	14	1 754	606	652 COTTON FABRICS, WOVEN	56 772	56 349	19 197
793 SHIPS AND BOATS	136	218	70	653 WOVN MAN-MADE FIB FABRIC	16 781	53 763	18 518
812 PLUMB, HEATNG, LGHTNG EQU	8 810	3 291	1 105	654 OTH WOVEN TEXTILE FABRIC	16 809	54 712	19 079
821 FURNITURE	46 254	10 935	3 795	655 KNIT ETC FABRICS	4 842	17 829	5 956
831 TRAVEL GOODS, HANDBAGS	115	293	101	656 LACE RIBBONS TULLE ETC	3 838	11 039	3 817
842 MENS OUTERWEAR NOT KNIT	16 095	87 244	30 111	657 SPECIAL TEXTILE ETC PROD	324	2 256	764
843 WOMENS OUTERWEAR NONKNIT	22 878	162 977	55 672	658 TEXTILE ARTICLES NES	10 102	22 994	7 816
844 UNDERWEAR NOT KNIT	7 491	45 382	15 600	659 FLOOR COVERINGS ETC	163	850	295
845 OUTERWEAR KNIT NONELASTC	37 813	158 764	54 306	662 CLAY REFRACTORY BLDG PRD	636	662	232
846 UNDERWEAR KNITTED	25 335	102 248	35 045	663 OTH NONMETAL MINERAL MFS	33 056	4 636	1 549
847 TXTL CLTHNG ACCESSRYS NES	7 826	22 020	7 605		12 951	11 832	4 030
848 HEADGEAR NONTXTL CLOTHNG	494	8 418	2 889		23 182	8 326	2 903
851 FOOTWEAR	45 207	158 574	54 596		928	1 626	557
871 OPTICAL INSTRUMENTS	531	10 964	3 759	665 GLASSWARE	490	587	201
872 MEDICAL INSTRUMENTS NES	615	2 395	1 106	666 POTTERY	2	629	225
873 METERS & COUNTERS NES	2	94	31	667 PEARL, PREC., SEMI-P STONE	11 894	1 392	497
874 MEASURING, CONTROLLNG INSTR	1 002	2 526	868	671 PIG IRON ETC	289 450	97 715	33 921
881 PHOTO APPAR & EQUIPT NES	10 021	28 358	9 916	672 IRON STL PRIMARY FORMS	96 613	13 032	4 504
884 OPTICAL GOODS NES	121	2 426	845	673 IRON AND STEEL SHAPES			

7 IMPORTS AND EXPORTS (SPECIAL TRADE) BY COUNTRIES OF PRODUCTION AND CONSUMPTION AND BY GROUPS OF THE SITC-REV. II 1985

GROUP DESCRIPTION	DT * 100 KG	1 000 DM	1 000 \$	GROUP DESCRIPTION	DT * 100 KG	1 000 DM	1 000 \$
674 IRN, STL UNIV. PLATE, SHEET	327 851	45 610	15 476	037 FISH ETC PREPD PRSVD NES	24 213	15 161	5 194
675 IRON, STEEL HOOP, STRIP	65 385	13 425	4 596	042 RICE	1 597	265	91
676 RAILWAY RAILS ETC IRN, STL	19 180	2 826	1 017	044 MAIZE UNMILLED	306	117	41
677 IRN, STL WIRE EXCL W ROD	13 136	5 331	1 815	048 CEREAL ETC PREPARATIONS	2 171	882	313
678 IRON, STL TUBES, PIPES, ETC	82 975	23 930	8 116	054 VEG ETC FRSH, SMPLY PRSVD	3 037 930	315 875	106 561
679 IRN, STL CASTINGS UNWORKE	402	196	65	056 VEGTBLES ETC PRS/D, PREPD	169 238	64 287	22 187
681 SILVER, PLATINUM ETC	454	25 852	8 813	057 FRUIT, NUTS, FRESH, DRIED	5 190 294	615 059	217 577
682 COPPER EXC CEMENT COPPER	31 120	22 478	7 656	058 FRUIT PRESERVED, PREPARED	575 672	107 900	36 850
683 NICKEL	171	858	299	061 SUGAR AND HONEY	4 966	2 445	856
684 ALUMINIUM	21 051	23 262	7 875	062 SUGAR PREPS NON-COCOA	5 191	3 596	1 208
685 LEAD	523	788	285	072 COCOA	24 123	35 127	11 869
686 ZINC	22 771	6 904	2 296	073 CHOCOLATE AND PRODUCTS	401	254	86
687 TIN	72	212	69	075 SPICES	43 890	15 701	5 320
689 NON-FER BASE METALS NES	81	710	236	081 FEEDING STUFF FOR ANIMLS	24 830	3 765	1 262
691 STRUCTURES AND PARTS NES	2 217	1 741	598	098 EDIBLE PRODUCTS, PREPS NES	4 543	1 264	427
692 METAL TANKS, BOXES, ETC	658	779	256	112 ALCOHOLIC BEVERAGES	521 478	137 805	47 300
693 WIRE PRODUCTS NON ELECTR	9 826	4 183	1 519	122 TOBACCO MFRS	42	133	49
694 STL COPPR NAILS, NUTS, ETC	4 147	3 405	1 154	211 HIDES, SKINS, UNDRESSED	7 586	370	125
695 TOOLS	5 179	18 238	6 199	212 FUR SKINS UNDRESSED	78	558	184
696 CUTLERY	2 156	8 606	2 912	222 SEEDS FOR SOFT/FIXED OIL	685	145	52
697 BASE MTL HOUSEHOLD EQUIP	7 370	12 618	4 314	223 SEEDS FOR OTH FIXED OILS	1 751	353	115
699 OTHER METAL MANUFACTURES	19 553	22 230	7 435	233 RUBBER, SYNTHETIC, RECLAIMD	57 340	16 165	5 610
711 STEAM BOILERS & AUX PLNT	5 015	8 666	2 781	244 CORK RAW AND WASTE	4 082	404	137
712 STEAM ENGINES TURBINES	315	1 506	485	245 FUEL WOOD NES, CHARCOAL	209 009	14 756	4 860
713 INTRNL COMBUS PISTN ENGN	4 301	20 384	6 952	246 PULPWOOD, CHIPS, WOODWASTE	35 055	540	190
714 ENGINES & MOTORS NES	46	2 707	925	248 WOOD SHAPED	44 999	1 289	444
716 ROTATING ELECTRIC PLANT	3 201	8 463	2 935	251 PULP AND WASTE PAPER	786 074	79 990	27 198
718 OTH POWER GENERATG MACHY	494	1 111	397	263 COTTON	58 149	25 592	8 980
721 AGRIC MACHY, EXC TRACTORS	6 623	8 000	2 669	266 SYNTHETIC FIBRE TO SPIN	4 582	1 875	624
722 TRACTORS NON-ROAD	6 570	6 955	2 392	267 OTHER MAN-MADE FIBRES	1 396	279	97
723 CIVIL ENGINEERG EQUIP ETC	7 038	7 530	2 525	268 WOOL (EXC TOPS), ANML HAIR	9 278	6 180	2 101
724 TEXTILE, LEATHER MACHNRY	25 610	100 062	34 768	273 STONE, SAND AND GRAVEL	26 364	880	302
725 PAPER ETC MILL MACHINERY	1 491	3 649	1 268	277 NATURAL ABRASIVES NES	5 487	899	295
726 PRINTG, BKBINDG MACHY, PTS	3 597	16 686	5 780	278 OTHER CRUDE MINERALS	1 949 039	62 073	21 400
727 FOOD MACHRY NON-DOMESTIC	325	1 601	548	281 IRON ORE, CONCENTRATES	2 436 300	9 292	3 102
728 OTH MACHY FOR SPCL INDUS	18 187	55 313	19 560	282 IRON AND STEEL SCRAP	4 387	757	250
736 MACHINE TOOLS FOR METAL	6 073	22 387	7 629	287 BASE METAL ORES CONC NES	54 472	6 923	2 383
737 METALWORKING MACHNRY NES	940	3 595	1 236	288 NONFERR METAL SCRAP NES	13 070	27 263	9 813
741 HEATING, COOLING EQUIPMNT	10 391	20 596	7 288	289 PREC METAL ORE, WASTE NES		574	191
742 PUMPS FOR LIQUIDS ETC	1 509	7 885	2 696	291 CRUDE ANIMAL MTRIALS NES	14 422	4 478	1 522
743 PUMPS NES, CENTRIFUGES ETC	6 138	18 688	6 430	292 CRUDE VEG MATERIALS NES	63 635	41 892	14 174
744 MECHANICAL HANDLING EQU	8 103	14 492	5 030	334 PETROLEUM PRODUCTS, REFIN	8 327 713	469 416	159 878
745 NONELEC MACHY TOOLS NES	5 351	22 785	7 737	335 RESIDUAL PETRLM PROD NES	468 457	30 448	10 664
749 NONELEC MACH PTS, ACC NES	13 951	43 648	14 957	411 ANIMAL OILS AND FATS	13 688	1 379	436
751 OFFICE MACHINES	1 002	4 784	1 669	423 FIXED VEG OILS SOFT	20 716	4 726	1 655
752 AUTOMATIC DATA PROC EQUIP	1 675	33 193	11 389	431 PROCESD ANML VEG OIL, ETC	24 415	4 218	1 446
759 OFFICE & ADP MCH PTS, ACC	260	4 992	1 719	511 HYDROCARBONS NES, DERIVS	1 039 709	116 318	39 921
761 TELEVISION RECEIVERS	656	2 120	730	512 ALCOHOLS, PHENOLS, ETC	125 355	16 870	5 770
762 RADIO BROADCAST RECEIERS	730	3 887	1 303	513 ORGANIC ACIDS, ETC	72 255	20 931	7 175
763 SOUND RECORDRS, PHONOGRPH	909	6 980	2 386	514 NITROGEN-FUNCTN COMPOUNDS	26 403	19 368	6 540
764 TELECOM EQPT, PTS ACC NES	26 021	135 600	45 891	515 ORG-INORG COMPOUNDS ETC	8 891	32 717	11 089
771 ELECTRIC POWER MACHY NES	9 379	11 075	3 825	516 OTHER ORGANIC CHEMICALS	48 686	14 549	4 813
772 SWITCHGEAR ETC & PTS NES	11 776	67 554	22 859	522 INORG ELEMNTS, OXIDES, ETC	79 929	10 848	3 665
773 ELECTRIC DISTRIBUTING MACH	31 604	32 046	11 002	523 OTHR INORGANIC CHEMICALS	327 643	16 077	5 547
774 ELECTRO-MEDCL XRAY EQUIP	507	10 225	3 484	531 SYNT DYE, NAT INDGO, LAKES	11 599	7 595	2 620
775 HOUSEHOLD TYPE EQUIP NES	26 221	27 019	9 158	532 DYES NES, TANNING PRODS	985	3 207	1 085
776 TRANSISTORS, VALVES, ETC	4 111	72 230	24 390	533 PIGMENTS, PAINTS, ETC	29 360	12 460	4 241
778 ELECTRICAL MACHINERY NES	23 517	41 205	14 061	541 MEDICINAL ETC PRODUCTS	15 497	67 080	23 290
781 PASS MOTOR VEH EXC BUSES	57 997	83 819	28 814	551 ESSENTL OIL PERFUME, ETC	2 201	4 646	1 570
782 LORRIES, SPCL MTR VEH NES	44 424	56 495	19 206	553 PERFUMERY, COSMETICS, ETC	1 806	5 425	1 859
783 ROAD MOTOR VEHICLES NES	943	1 182	406	554 SOAPS, CLEANING ETC PREPS	82 414	19 112	6 303
784 MOTOR VEHCL PTS, ACC NES	18 213	41 323	13 950	562 FERTILIZERS MANUFACTURED	614 026	17 977	6 550
785 MOTOR & OTHER CYCLES ETC	294	1 022	347	572 EXPLOSIVES PYROTECH PROD	231	491	183
786 VEH NES NONMOTR, TRAILERS	2 983	1 828	632	582 PROD OF CONDENSATION ETC	57 195	17 774	6 162
791 RAILWAY VEHICLES	3 775	1 375	468	583 PROD OF POLYMERIZING ETC	207 058	42 268	14 477
792 AIRCRAFT	5	315	112	584 CELLULOSE DERIVATIVES ETC	940	2 033	692
812 PLUMB, HEATNG, LGHTNG EQU	1 003	2 248	786	585 PLASTIC MATERIALS NES	7 763	2 783	954
821 FURNITURE	1 557	1 793	620	591 PESTICIDES, DISINFECTANTS	863	1 637	546
831 TRAVEL GOODS, HANDBAGS	39	164	52	592 STARCH INULIN, GLUTEN, ETC	634	522	170
842 MENS OUTERWEAR NOT KNIT	1 255	4 145	1 475	598 MISC CHEMICAL PRODS NES	79 908	15 647	5 316
843 WOMENS OUTERWEAR NONKNIT	549	2 006	654	611 LEATHER	3 403	43 204	14 774
845 OUTERWEAR KNIT NONELASTC	287	835	281	612 LEATHER ETC MANUFACTURES	1 586	5 125	1 760
846 UNDERWEAR KNITTED	2 823	6 281	2 202	613 FUR SKINS TANNED, DRESSED	2 928	38 657	13 371
847 TXTL CLTHNG ACCESSRYS NES	1 867	6 881	2 353	621 MATERIALS OF RUBBER	13 143	6 847	2 382
848 HEADGEAR NONTXTL CLOTHNG	459	1 887	639	625 RUBBER TYRES, TUBES	131 523	93 973	31 658
851 FOOTWEAR	291	1 046	366	628 RUBBER ARTICLES NES	11 424	17 987	6 152
871 OPTICAL INSTRUMENTS	300	4 520	1 555	633 CORK MANUFACTURES	10 811	7 291	2 479
872 MEDICAL INSTRUMENTS NES	1 196	9 643	3 393	634 VENEERS, PLYWOOD, ETC	13 991	6 797	2 288
873 METERS & COUNTERS NES	320	2 020	712	635 WOOD MANUFACTURES NES	12 599	10 061	3 445
874 MEASURNG CONTROLNG INSTR	1 488	28 946	9 931	641 PAPER AND PAPERBOARD	292 771	47 825	16 461
881 PHOTO APPAR & EQUIPT NES	1 007	16 171	5 610	642 ARTICLES OF PAPER ETC	10 006	5 287	1 808
882 PHOTO CINEMA SUPPLIES	6 450	11 683	3 944	651 TEXTILE YARN AND THREAD	156 276	132 122	44 750
884 OPTICAL GOODS NES	552	8 706	2 992	652 COTTON FABRICS, WOVEN	7 759	18 027	6 213
885 WATCHES AND CLOCKS	609	6 695	2 309	653 WOVN MAN-MADE FIB FABRIC	6 468	21 201	7 467
892 PRINTED MATTER	11 454	1 774	4 058	654 OTH WOVEN TEXTILE FABRIC	2 018	10 667	3 649
893 ARTICLES OF PLASTIC NES	11 827	14 239	4 859	655 KNIT ETC FABRICS	4 473	4 303	1 458
894 TOYS SPORTING GOODS, ETC	2 559	3 141	1 068	656 LACE RIBBONS, TULLE, ETC	1 139	2 336	783
895 OFFICE SUPPLIES NES	1 745	6 837	2 351	657 SPECIAL TEXTILE ETC PROD	11 566	14 489	4 951
896 WORKS OF ART ETC		527	175	658 TEXTILE ARTICLES NES	1 639	8 481	2 927
897 GOLD, SILVER WARE JEWELRY	114	1 075	379	659 FLOOR COVERINGS ETC	3 893	4 893	1 692
898 MUSICAL INSTRUMENTS, PTS	1 870	8 136	2 752	661 CEMENT ETC BUILDING PROD	457 992	32 907	11 304
899 OTHER MANUFACTURED GOODS	17 761	29 973	10 324	662 CLAY, REFRACTORY BLDG PRD	300 562	28 978	9 830
951 WAR FIREARMS, AMMUNITION	79	1 439	490	663 OTH NONMETAL MINERAL MFS	63 864	19 806	6 790
971 GOLD, NON MONETARY NES		1 325	443	664 GLASS	39 043	9 230	3 335
				665 GLASSWARE	20 001	8 608	2 927
SPAIN				666 POTTERY	11 618	10 765	3 731
IMPORTS	36 312 869	7 672 066	2 641 231	671 PIG IRON ETC	229 851	33 568	11 443
001 LIVE ANIMALS	213	374	119	672 IRON, STL PRIMARY FORMS	674 681	141 371	48 463
011 MEAT FRESH CHILLD, FROZEN	10 928	14 003	4 712	673 IRON AND STEEL SHAPES	2 177 492	231 322	79 648
024 CHEESE AND CURD	416	527	177	674 IRN, STL UNIV PLATE SHEET	723 309	84 522	28 880
034 FISH FRESH, CHILLED FROZN	5 246	2 997	1 048	675 IRON, STEEL HOOP, STRIP	35 089	11 842	4 010
035 FISH SALTED, DRIED, SMOKED	1 921	1 499	517	676 RAILWAY RAILS ETC IRN, STL	2 805	639	214
036 SHELL FISH FRESH FROZEN	18 924	6 895	2 355	677 IRN, STL WIRE EXCL W ROD	29 882	10 386	3 532
				678 IRN STL TUBES PIPES ETC	260 916	44 636	15 312
				679 IRN STL CASTINGS UNWORKE	19 119	7 943	2 707

7 IMPORTS AND EXPORTS (SPECIAL TRADE) BY COUNTRIES OF PRODUCTION AND CONSUMPTION AND BY GROUPS OF THE SITC-REV. II 1985

GROUP DESCRIPTION	DT * 100 KG	1 000 DM	1 000 \$	GROUP DESCRIPTION	DT * 100 KG	1 000 DM	1 000 \$
681 SILVER, PLATINUM, ETC	90	5 625	1 905	054 VEG ETC FRSH, SMLY PRSVD	3 033	674	239
682 COPPER EXC CEMENT COPPER	71 095	34 933	11 578	056 VEGTBLES ETC PRSVD, PREPD	13 234	3 169	1 064
683 NICKEL	34	172	60	057 FRUIT NUTS, FRESH, DRIED	1 435	553	196
684 ALUMINIUM	599 171	217 326	75 078	058 FRUIT PRESERVED, PREPARED	2 834	1 209	435
685 LEAD	10 815	2 273	708	061 SUGAR AND HONEY	4 821	692	235
686 ZINC	6 269	1 564	566	062 SUGAR PREPS NON-COCOA	562	343	116
687 TIN	970	3 182	1 114	071 COFFEE AND SUBSTITUTES	321	559	196
689 NON-FER BASE METALS NES	433	774	261	072 COCOA	1 330	345	107
691 STRUCTURES AND PARTS NES	8 869	6 068	2 041	073 CHOCOLATE AND PRODUCTS	2 474	1 869	652
692 METAL TANKS, BOXES, ETC	3 514	2 738	874	074 TEA AND MATE	940	997	335
693 WIRE PRODUCTS NON ELECTR	32 390	6 131	2 082	075 SPICES	165	171	52
694 STL, COPPR NAILS, NUTS, ETC	54 441	21 291	7 314	081 FEEDING STUFF FOR ANIMLS	34 562	8 734	2 994
695 TOOLS	15 412	34 342	11 742	098 EDIBLE PRODCTS, PREPS NES	10 781	5 156	1 761
696 CUTLERY	2 375	10 105	3 432	111 NON-ALCOHL BEVERAGES NES	13 005	1 657	593
697 BASE MTL HOUSEHOLD EQUIP	14 861	20 484	7 007	112 ALCOHOLIC BEVERAGES	103 010	12 851	4 382
699 OTHER METAL MANUFACTURES	91 580	36 681	12 594	121 TOBACCO UNMNFCTRD, REFUSE	418	582	217
711 STEAM BOILERS & AUX PLNT	3 276	5 633	2 207	122 TOBACCO MFRS	769	2 357	789
712 STEAM ENGINES, TURBINES	40	1 023	311	211 HIDES SKINS, UNDRESSED	102 341	27 345	9 412
713 INTRNL COMBUS PISTN ENGN	130 032	148 163	50 099	212 FUR SKINS UNDRESSED	80	2 034	683
714 ENGINES & MOTORS NES	247	5 905	2 000	223 SEEDS FOR OTH FIXED OILS	838	429	150
716 ROTATING ELECTRIC PLANT	36 293	58 792	20 033	232 NATURAL RUBBER GUMS	2 444	551	187
718 OTH POWER GENERATG MACHY	186	339	114	233 RUBBER, SYNTHETIC, RECLAIMD	160 023	43 489	14 812
721 AGRIC MACHY, EXC TRACTORS	1 322	822	282	247 OTH WOOD ROUGH, SQUARED	9 526	863	299
722 TRACTORS NON-ROAD	2 276	1 899	662	248 WOOD SHAPED	974 663	44 970	15 800
723 CIVIL ENGINEER EQUIP ETC	4 354	2 735	935	251 PULP AND WASTE PAPER	19 051	3 349	1 134
724 TEXTILE, LEATHER MACHNRY	6 424	8 575	2 979	263 COTTON	18 314	5 638	1 931
725 PAPER ETC MILL MACHINERY	4 631	10 249	3 583	266 SYNTHETIC FIBRE TO SPIN	176 546	77 100	26 191
726 PRINTG, BKBINDG MACHY PTS	3 363	4 088	1 394	267 OTHER MAN-MADE FIBRES	31 898	17 172	5 750
727 FOOD MACHRY NON-DOMESTIC	1 058	1 495	495	268 WOOL(EXC TOPS), ANML HAIR	1 059	932	312
728 OTH MACHY FOR SPCL INDUS	13 705	17 729	6 178	269 WASTE OF TEXTILE FABRICS	51 557	7 854	2 689
736 MACHINE TOOLS FOR METAL	60 592	67 870	23 674	273 STONE, SAND AND GRAVEL	10 353	233	79
737 METALWORKING MACHNRY NES	16 411	11 310	4 011	274 SULPHUR ETC	4 820	1 478	514
741 HEATING, COOLING EQUIPMNT	30 860	27 992	9 543	277 NATURAL ABRASIVES NES	4 226	1 901	648
742 PUMPS FOR LIQUIDS ETC	6 061	8 334	2 875	278 OTHER CRUDE MINERALS	129 593	7 943	2 698
743 PUMPS NES CENTRIFUGES ETC	57 628	70 220	24 036	282 IRON AND STEEL SCRAP	527 924	26 107	8 789
744 MECHANICAL HANDLING EQU	27 261	15 439	5 387	287 BASE METAL ORES, CONC NES	40 240	5 686	1 969
745 NONELEC MACHY, TOOLS NES	2 534	6 028	2 075	288 NONFERR METAL SCRAP NES	55 084	10 102	3 402
749 NONELEC MACH PTS, ACC NES	49 003	53 250	18 295	289 PREC METAL ORE, WASTE NES	141	5 418	1 744
751 OFFICE MACHINES	578	1 072	362	291 CRUDE ANIMAL MTRIALS NES	24 976	7 921	2 703
752 AUTOMTIC DATA PROC EQUIP	8 134	303 449	105 556	292 CRUDE VEG MATERIALS NES	12 841	20 404	6 880
759 OFFICE & ADP MCH PTS, ACC	3 342	87 186	30 791	322 COAL, LIGNITE, PEAT	298 227	5 395	1 874
761 TELEVISION RECEIVERS	10 411	27 945	9 647	323 BRIQUETS, COKE, SEMI-COKE	109 220	3 936	1 383
762 RADIO BROADCAST RECEIVRS	12	169	54	334 PETROLEUM PRODUCTS REFIN	82 227	15 269	6 533
764 TELECOM EQPT, PTS, ACC NES	3 149	45 087	15 974	335 RESIDUAL PETRLM PROD NES	91 790	6 541	2 246
771 ELECTRIC POWER MACHY NES	2 946	10 333	3 523	411 ANIMAL OILS AND FATS	197	411	140
772 SWITCHGEAR ETC & PTS NES	15 789	71 132	24 306	423 FIXED VEG OILS, SOFT	7 460	1 307	449
773 ELECTR DISTRIBUTING MACH	15 118	38 200	13 068	424 FIXED VEG OIL NONSOFT	4 439	1 057	354
774 ELECTRO-MEDCL, XRAY EQUIP	345	1 212	426	431 PROCESD ANML VEG OIL, ETC	14 889	4 099	1 380
775 HOUSEHOLD TYPE EQUIP NES	69 251	74 988	25 836	511 HYDROCARBONS NES, DERIVS	164 994	31 606	10 726
776 TRANSISTORS, VALVES, ETC	911	10 737	3 714	512 ALCOHOLS, PHENOLS, ETC	237 346	68 646	23 299
778 ELECTRICAL MACHINERY NES	103 831	205 381	70 529	513 ORGANIC ACIDS, ETC	331 466	89 505	30 263
781 PASS MOTOR VEH EXC BUSES	809 644	928 185	321 255	514 NITROGEN-FUNCTN COMPOUNDS	220 098	111 400	37 818
782 LORRIES, SPCL MTR VEH NES	778	1 106	376	515 ORG-INDORG COMPOUNDS ETC	64 935	87 053	25 503
783 ROAD MOTOR VEHICLES NES	1 950	3 232	1 000	516 OTHER ORGANIC CHEMICALS	243 144	60 036	20 193
784 MOTOR VEHCL PTS, ACC NES	424 547	257 127	87 880	522 INORG ELEMNTS, OXIDES, ETC	397 575	47 514	16 232
785 MOTOR & OTHER CYCLES ETC	1 889	3 635	1 220	523 OTHR INORGANIC CHEMICALS	293 643	42 788	14 524
786 VEH NES NONMOTR, TRAILERS	13 005	5 778	1 948	524 RADIOACTIVE ETC MATERIAL	2	3 184	1 085
791 RAILWAY VEHICLES	4 941	3 396	1 171	531 SYNT DYE, NAT INDGO, LAKES	30 931	78 233	26 915
792 AIRCRAFT	150	16 251	5 900	532 DYES NES, TANNING PRODS	13 524	4 562	1 535
793 SHIPS AND BOATS	74 434	6 040	2 070	533 PIGMENTS, PAINTS, ETC	104 243	68 115	23 445
812 PLUMB, HEATNG, LGHTNG EQU	8 457	9 525	3 241	541 MEDICINAL ETC PRODUCTS	18 909	101 814	34 314
821 FURNITURE	86 721	56 428	19 357	551 ESSENTIAL OIL, PERFUME, ETC	6 526	16 129	5 472
831 TRAVEL GOODS, HANDBAGS	1 176	6 115	2 080	553 PERFUMERY, COSMETICS, ETC	1 967	3 923	1 326
842 MENS OUTERWEAR NOT KNIT	6 415	21 687	7 562	554 SOAPS, CLEANING ETC PREPS	57 950	20 863	7 109
843 WOMENS OUTERWEAR NONKNIT	1 217	7 279	2 459	562 FERTILIZERS MANUFACTURED	192 200	6 979	2 363
844 UNDERWEAR NOT KNIT	203	970	332	572 EXPLOSIVES, PYROTECH PROD	817	900	326
845 OUTERWEAR KNIT NONELASTC	5 963	22 985	7 936	582 PROD OF CONDENSATION ETC	277 140	167 296	56 676
846 UNDERWEAR KNITTED	1 440	7 007	2 365	583 PROD OF POLYMERIZING ETC	422 049	151 728	51 452
847 TXTL CLTHNG ACCESSRYS NES	83	959	318	584 CELLULOSE DERIVATIVES ETC	30 543	22 645	7 777
848 HEADGEAR, NONTXTL CLOTHNG	5 322	31 034	10 853	585 PLASTIC MATERIALS NES	14 203	6 559	2 211
851 FOOTWEAR	115 729	354 815	121 830	591 PESTICIDES, DISINFECTANTS	37 362	35 756	13 453
871 OPTICAL INSTRUMENTS	88	260	90	592 STARCH, INULIN, GLUTEN, ETC	14 959	11 070	3 770
872 MEDICAL INSTRUMENTS NES	414	5 368	1 842	598 MISCH CHEMICAL PRODS NES	431 567	139 938	47 582
873 METERS & COUNTERS NES	66	496	172	605 INDUSTRIAL PLANT, CHAP 73	593	3 587	1 382
874 MEASURNG, CONTROLNG INSTR	4 276	18 664	6 483	611 LEATHER	7 719	5 379	1 813
881 PHOTO APPAR & EQUIPT NES	122	950	341	612 LEATHER ETC MANUFACTURES	801	1 943	684
882 PHOTO, CINEMA SUPPLIES	2 848	12 191	4 197	613 FUR SKINS TANNED, DRESSED	389	11 303	3 814
883 DEVELOPED CINEMA FILM	11	316	112	621 MATERIALS OF RUBBER	13 729	14 355	4 890
884 OPTICAL GOODS NES	94	1 922	649	625 RUBBER TYRES, TUBES	33 524	21 071	7 191
885 WATCHES AND CLOCKS	236	1 233	438	628 RUBBER ARTICLES NES	16 914	42 000	14 352
892 PRINTED MATTER	24 738	18 647	6 363	633 CORK MANUFACTURES	103	323	109
893 ARTICLES OF PLASTIC NES	20 298	19 330	6 676	634 VENEERS, PLYWOOD, ETC	52 967	9 924	3 432
894 TOYS, SPORTING GOODS, ETC	12 250	20 068	6 929	635 WOOD MANUFACTURES NES	10 319	4 438	1 545
895 OFFICE SUPPLIES NES	1 469	1 627	564	641 PAPER AND PAPERBOARD	610 227	144 801	49 722
896 WORKS OF ART ETC	388	3 924	1 421	642 ARTICLES OF PAPER ETC	39 502	25 985	8 823
897 GOLD, SILVER WARE, JEWELRY	34	7 777	2 709	651 TEXTILE YARN AND THREAD	66 419	62 030	21 316
898 MUSICAL INSTRUMENTS, PTS	2 934	7 868	2 752	652 COTTON FABRICS, WOVEN	1 025	4 247	1 450
899 OTHER MANUFACTURED GOODS	8 497	18 444	6 321	653 WOVN MAN-MADE FIB FABRIC	6 130	12 699	4 365
951 WAR FIREARMS, AMMUNITION	261	1 185	410	654 OTH WOVN TEXTILE FABRIC	1 531	6 292	2 153
971 GOLD, NON MONETARY NES		4 987	1 696	655 KNIT ETC FABRICS	3 294	8 316	2 855
				656 LACE, RIBBONS, TULLE ETC	1 795	4 675	1 593
EXPORTS	17 838 483	9 755 785	3 343 893	657 SPECIAL TEXTILE ETC PROD	34 073	39 678	13 590
001 LIVE ANIMALS	164 631	71 359	24 681	658 TEXTILE ARTICLES NES	883	3 035	1 059
011 MEAT FRESH, CHILLD, FROZEN	5 688	1 470	525	659 FLOOR COVERINGS ETC	1 842	3 280	1 155
014 MEAT PREPD, PRSVD NES ETC	896	725	252	661 CEMENT ETC BUILDING PROD	11 556	1 151	397
022 MILK AND CREAM	5 960	1 036	353	662 CLAY, REFRACTORY BLDG PRD	137 653	21 836	7 507
024 CHEESE AND CURD	18 841	11 327	3 909	663 OTH NONMETAL MINERAL MFS	76 507	39 856	13 584
025 EGGS, BIRDS, FRESH PRSRVD	81	128	44	664 GLASS	61 379	32 223	10 900
034 FISH FRESH, CHILLED, FROZN	177	114	38	665 GLASSWARE	26 227	20 989	7 181
035 FISH SALTED, DRIED, SMOKED	943	865	308	666 POTTERY	7 067	9 031	3 094
036 SHELL FISH FRESH, FROZEN	40	217	70	667 PEARL PREC-, SEMI-P STONE	9	2 509	853
037 FISH ETC PREPD PRSVD NES	4 969	3 151	1 114	671 PIG IRON ETC	62 649	14 603	4 897
043 BARLEY UNMILLED	15 050	573	187	672 IRON, STL PRIMARY FORMS	1 944 294	220 253	75 580
048 CEREAL ETC PREPARATIONS	15 190	1 840	599	673 IRON AND STEEL SHAPES	341 221	43 207	15 014
				674 IRN STL UNIV, PLATE, SHEET	2 486 518	286 839	97 936

7 IMPORTS AND EXPORTS (SPECIAL TRADE) BY COUNTRIES OF PRODUCTION AND CONSUMPTION AND BY GROUPS OF THE SITC-REV. II 1985

GROUP DESCRIPTION	DT * 100 KG	1 000 DM	1 000 \$	GROUP DESCRIPTION	DT * 100 KG	1 000 DM	1 000 \$
675 IRON, STEEL HOOP, STRIP	591 916	71 469	24 522	ANDORRA			
676 RAILWAY RAILS ETC IRN, STL	4 255	685	229				
677 IRN, STL WIRE EXCL W ROD	14 428	5 865	2 021	IMPORTS	518	5 956	2 050
678 IRON, STL TUBES, PIPES, ETC	99 591	34 980	12 054				
679 IRN, STL CASTINGS UNWORKE	1 709	856	292	772 SWITCHGEAR ETC & PTS NES	130	5 026	1 725
681 SILVER, PLATINUM, ETC	290	12 368	4 335	961 COIN NONGOLD, NONCURRENT	2	271	96
682 COPPER EXC CEMENT COPPER	48 670	47 222	16 212	971 GOLD, NON MONETARY NES		161	58
683 NICKEL	2 403	7 321	2 556	EXPORTS	23 116	41 767	14 538
684 ALUMINIUM	68 976	61 411	20 750				
685 LEAD	3 100	1 372	470				
686 ZINC	4 097	1 546	516	022 MILK AND CREAM	2 720	134	45
687 TIN	617	2 175	723	024 CHEESE AND CURD		452	279
689 NON-FER BASE METALS NES	632	1 402	477	048 CEREAL ETC PREPARATIONS		447	195
691 STRUCTURES AND PARTS NES	12 208	7 902	2 723	062 SUGAR PREPS NON-COCOA		186	126
692 METAL TANKS, BOXES, ETC	26 964	23 004	7 678	073 CHOCOLATE AND PRODUCTS		248	126
693 WIRE PRODUCTS NON ELECTR	9 186	5 063	1 792	112 ALCOHOLIC BEVERAGES	1 203	206	70
694 STL, COPPR NAILS, NUTS, ETC	27 238	26 312	9 020	121 TOBACCO UNMNFCTRD, REFUSE		549	510
695 TOOLS	16 682	53 839	18 596	122 TOBACCO MFRS		635	2 248
696 CUTLERY	1 982	9 777	3 343	512 ALCOHOLS, PHENOLS, ETC		189	115
697 BASE MTL HOUSEHOLD EQUIP	21 548	32 799	11 294	515 ORG-INORG COMPOUNDS ETC		13	336
699 OTHER METAL MANUFACTURES	73 765	98 472	33 620	541 MEDICINAL ETC PRODUCTS		71	466
700 INDUSTRIAL PLANT, CHAP 84	2 072	24 706	8 229	584 PRDD OF POLYMERIZING ETC		924	266
703 INDUSTRIAL PLANT, CHAP 85	508	6 005	2 146	613 FUR SKINS TANNED, DRESSED		1	241
711 STEAM BOILERS & AUX PLNT	1 984	4 726	1 618	642 ARTICLES OF PAPER ETC	3 779	2 135	741
712 STEAM ENGINES TURBINES	1 603	7 195	2 395	651 TEXTILE YARN AND THREAD		33	94
713 INTRNL COMBUS PISTN ENGN	297 074	535 238	183 615	658 TEXTILE ARTICLES NES		98	195
714 ENGINES & MOTORS NES	117	5 441	1 737	659 FLOOR COVERINGS ETC		126	289
716 ROTATING ELECTRIC PLANT	19 964	38 445	13 167	662 CLAY, REFRACTORY BLOC PRG		324	84
718 OTH POWER GENERATG MACHY	1 616	8 354	2 803	665 GLASSWARE		169	192
721 AGRIC MACHY, EXC TRACTORS	63 785	63 970	20 939	666 POTTERY		55	182
722 TRACTORS NON-ROAD	37 980	30 570	10 694	667 PEARL, PREC-, SEMI-P STONE			183
723 CIVIL ENGINEER EQUIP ETC	61 606	66 518	23 694	684 ALUMINIUM	2 777	1 322	461
724 TEXTILE, LEATHER MACHNRY	36 003	118 949	41 506	695 TOOLS		71	226
725 PAPER ETC MILL MACHINERY	9 219	24 449	8 443	696 CUTLERY		102	956
726 PRINTG, BKBDNG MACHY, PTS	37 712	107 123	37 255	697 BASE MTL HOUSEHOLD EQUIP		130	291
727 FOOD MACHRY NON-DOMESTIC	1 563	9 844	3 406	728 OTH MACHY FOR SPCL INDUS		186	1 223
728 OTH MACHY FOR SPCL INDUS	49 551	155 165	53 464	741 HEATING, COOLING EQUIPMNT		13	75
736 MACHINE TOOLS FOR METAL	27 610	79 852	27 589	743 PUMPS NES, CENTRIFUGES ETC		87	141
737 METALWORKING MACHNRY NES	14 431	31 122	10 788	744 MECHANICAL HANDLING EQU		62	97
741 HEATING, COOLING EQUIPMNT	20 157	49 000	16 940	745 NONELEC MACHY, TOOLS NES		114	155
742 PUMPS FOR LIQUIDS ETC	10 810	50 231	17 231	751 OFFICE MACHINES		31	372
743 PUMPS NES CENTRIFUGES ETC	35 566	102 153	34 883	761 TELEVISION RECEIVERS		144	526
744 MECHANICAL HANDLING EQU	64 026	90 120	31 161	762 RADIO BROADCAST RECEIVRS		218	2 042
745 NONELEC MACHY TOOLS NES	17 701	87 551	30 528	763 SOUND RECORDRS, PHONOGRPH		55	549
749 NONELEC MACH PTS, ACC NES	96 935	198 849	68 076	764 TELECOM EQPT, PTS ACC NES		33	589
751 OFFICE MACHINES	6 331	38 196	13 311	771 ELECTRIC POWER MACHY NES		21	84
752 AUTOMATIC DATA PROC EQUIP	16 924	312 688	109 876	772 SWITCHGEAR ETC & PTS NES		30	713
759 OFFICE & ACP MCH PTS, ACC	5 255	372 490	127 266	775 HOUSEHOLD TYPE EQUIP NES		334	1 245
761 TELEVISION RECEIVERS	2 592	8 234	2 892	776 TRANSISTORS, VALVES, ETC		3	335
762 RADIO BROADCAST RECEIVRS	1 825	13 418	4 637	778 ELECTRICAL MACHINERY NES		220	391
763 SOUND RECORDRS PHONOGRPH	3 954	37 519	12 702	781 PASS MOTOR VEH EXC BUSES	2 554	7 795	2 724
764 TELECOM EQPT, PTS ACC NES	9 585	81 200	27 581	782 LORRIES, SPCL MTR VEH NES		373	602
771 ELECTRIC POWER MACHY NES	15 562	87 056	29 801	783 ROAD MOTOR VEHICLES NES		424	834
772 SWITCHGEAR ETC & PTS NES	31 644	280 024	96 035	784 MOTOR VEHCL PTS ACC NES		519	1 356
773 ELECTR DISTRIBUTING MACH	14 685	26 229	8 945	785 MOTOR & OTHER CYCLES ETC		67	255
774 ELECTRO-MEDCL, XRAY EQUIP	2 094	30 355	10 482	812 PLUMB, HEATING LGHTNG EQU		37	175
775 HOUSEHOLD TYPE EQUIP NES	60 925	65 525	22 705	821 FURNITURE		75	185
776 TRANSISTORS, VALVES, ETC	29 297	67 769	23 048	842 MENS OUTERWEAR NOT KNIT		6	160
778 ELECTRICAL MACHINERY NES	125 958	233 652	80 218	843 WOMENS OUTERWEAR NONKNIT		13	653
781 PASS MOTOR VEH EXC BUSES	794 691	1 063 830	366 438	845 OUTERWEAR KNIT NONELASTC		11	310
782 LORRIES, SPCL MTR VEH NES	68 020	83 735	29 061	847 TXTL CLTHNG ACCESRY NES		14	162
783 ROAD MOTOR VEHICLES NES	16 166	19 410	6 853	848 HEADGEAR, NONTXTL CLOTHNG		10	963
784 MOTOR VEHCL PTS, ACC NES	653 426	558 949	190 951	871 OPTICAL INSTRUMENTS		2	264
785 MOTOR & OTHER CYCLES ETC	3 591	9 462	3 229	872 MEDICAL INSTRUMENTS NES		16	547
786 VEH NES NONMOTR, TRAILERS	16 961	12 082	4 155	874 MEASURING, CONTROLLNG INSTR		11	228
791 RAILWAY VEHICLES	1 759	5 776	1 915	881 PHOTO APPAR & EQUIPT NES		69	454
792 AIRCRAFT	257	30 276	10 294	884 OPTICAL GOODS NES		1	137
793 SHIPS AND BOATS	664 193	21 308	7 765	885 WATCHES AND CLOCKS		124	1 129
801 INDUSTRIAL PLANT, CHAP 90	192	12 940	4 487	893 ARTICLES OF PLASTIC NES		80	233
812 PLUMB, HEATING, LGHTNG EQU	11 339	10 623	3 663	894 TOYS SPORTING GOODS, ETC		206	1 539
821 FURNITURE	35 896	30 984	10 588	895 OFFICE SUPPLIES NES		70	723
831 TRAVEL GOODS, HANDBAGS	363	1 415	4 489	897 GOLD, SILVER WARE, JEWELRY		4	600
842 MENS OUTERWEAR NOT KNIT	114	1 201	418	898 MUSICAL INSTRUMENTS PTS		62	280
843 WOMENS OUTERWEAR NONKNIT	597	10 911	3 787	899 OTHER MANUFACTURED GOODS		162	445
844 UNDERWEAR NOT KNIT	21	221	75	961 COIN NONGOLD NONCURRENT		109	37
845 UNDERWEAR KNIT NONELASTC	211	3 664	1 244				
846 UNDERWEAR KNITTED	119	1 133	402	GIBRALTAR			
847 TXTL CLTHNG ACCESRY NES	224	1 670	576				
848 HEADGEAR, NONTXTL CLOTHNG	291	3 020	1 067	IMPORTS	226	259	89
851 FOOTWEAR	1 150	4 636	1 591				
871 OPTICAL INSTRUMENTS	468	14 145	4 963	692 METAL TANKS, BOXES, ETC	93	118	40
872 MEDICAL INSTRUMENTS NES	6 801	79 217	27 701	EXPORTS	520 524	34 476	11 715
873 METERS & COUNTERS NES	1 501	13 278	4 583				
874 MEASURING CONTROLLNG INSTR	11 340	167 434	57 459				
881 PHOTO APPAR & EQUIPT NES	3 963	33 004	11 239	011 MEAT FRESH, CHILLD, FROZEN		675	465
882 PHOTO, CINEMA SUPPLIES	25 909	42 594	14 377	022 MILK AND CREAM		938	103
883 DEVELOPED CINEMA FILM	36	433	144	098 EDIBLE PRODCTS PREPS NES		832	208
884 OPTICAL GOODS NES	415	19 816	6 872	112 ALCOHOLIC BEVERAGES	1 132	325	112
885 WATCHES AND CLOCKS	2 816	26 741	9 171	122 TOBACCO MFRS		76	227
892 PRINTED MATTER	65 295	68 373	23 519	552 PERFUMERY, COSMETICS, ETC		92	160
893 ARTICLES OF PLASTIC NES	27 074	43 791	14 984	644 GLASS		517	97
894 TOYS SPORTING GOODS, ETC	5 369	11 478	3 937	744 MECHANICAL HANDLING EQU	2 562	1 464	444
895 OFFICE SUPPLIES NES	9 119	36 036	12 357	752 AUTOMATIC DATA PROC EQUIP		2	123
856 WORKS OF ART ETC	196	10 744	3 587	761 TELEVISION RECEIVERS		73	275
897 GOLD SILVER WARE, JEWELRY	135	3 964	1 381	775 HOUSEHOLD TYPE EQUIP NES		44	114
898 MUSICAL INSTRUMENTS PTS	10 365	44 598	15 287	776 ELECTRICAL MACHINERY NES		81	120
899 OTHER MANUFACTURED GOODS	8 469	23 928	8 198	781 PASS MOTOR VEH EXC BUSES	2 036	5 303	1 636
941 ZOD ANIMALS PETS	21	138	49	793 SHIPS AND BOATS	509 650	22 637	7 759
951 WAR FIREARMS AMMUNITION	403	2 213	758	821 FURNITURE		311	300
961 COIN NONGOLD, NONCURRENT	1	177	60	885 WATCHES AND CLOCKS		3	110
971 GOLD, NON MONETARY NES	86	39 971	13 106	897 GOLD, SILVER WARE JEWELRY		248	82

7 IMPORTS AND EXPORTS (SPECIAL TRADE) BY COUNTRIES OF PRODUCTION AND CONSUMPTION AND BY GROUPS OF THE SITC-REV. II 1985

GROUP DESCRIPTION	DT = 100 KG	1 000 DM	1 000 \$	GROUP DESCRIPTION	DT = 100 KG	1 000 DM	1 000 \$
VATICAN CITY				551 ESSENTL OIL, PERFUME, ETC	149	505	171
IMPORTS				553 PERFUMERY, COSMETICS, ETC	1 947	1 980	705
892 PRINTED MATTER	36	395	149	554 SOAPS, CLEANING ETC PREPS	6 766	1 753	604
856 WORKS OF ART ETC	9	1 380	473	562 FERTILIZERS MANUFACTURED	5 400	2 12	76
961 COIN NONGOLD, NONCURRENT	1	115	39	582 PROD OF CONDENSATION ETC	18 862	10 161	3 508
EXPORTS				583 PROD OF POLYMERIZING ETC	12 851	4 230	1 438
024 CHEESE AND CURD	7 835	2 576	885	584 CELLULOSE DERIVATIVES ETC	1 191	1 106	379
061 SUGAR AND HONEY	719	397	134	591 PESTICIDES, DISINFECTANTS	231	276	93
541 MEDICINAL ETC PRODUCTS	6 000	305	99	592 STARCH, INULIN, GLUTEN, ETC	3 869	639	222
764 TELECOM EQPT, PTS, ACC NES	2	172	61	598 MISC CHEMICAL PRODS NES	2 032	2 181	756
782 LORRIES, SPCL MTR VEH NES	5	111	38	611 LEATHER	1 492	17 757	6 148
894 TOYS, SPORTING GOODS, ETC	140	162	64	612 LEATHER ETC MANUFACTURES	101	2 113	720
898 MUSICAL INSTRUMENTS, PTS	25	114	44	613 FUR SKINS TANNED, DRESSED	175	2 672	872
MALTA				621 MATERIALS OF RUBBER	2 707	144	46
IMPORTS				625 RUBBER TYRES, TUBES	163	2 128	718
058 FRUIT, PRESERVED, PREPARED	1 579	380	135	628 RUBBER ARTICLES NES	1 483	575	195
248 WOOD SHAPED	650	100	33	634 VENEERS, PLYWOOD, ETC	844	415	140
288 NONFERR METAL SCRAP NES	2 267	309	110	635 WOOD MANUFACTURES NES	7 638	252	80
541 MEDICINAL ETC PRODUCTS	434	1 896	658	641 PAPER AND PAPERBOARD	4 180	1 606	538
553 PERFUMERY, COSMETICS, ETC	227	263	91	642 ARTICLES OF PAPER ETC	1 200	1 813	617
582 PROD OF CONDENSATION ETC	430	104	38	651 TEXTILE YARN AND THREAD	12 134	6 034	2 059
612 LEATHER ETC MANUFACTURES	2 115	25 376	8 787	652 COTTON FABRICS, WOVEN	11 833	32 232	10 980
613 FUR SKINS TANNED, DRESSED	22	314	103	653 WOVN MAN-MADE FIB FABRIC	3 940	14 364	4 817
625 RUBBER TYRES, TUBES	92	107	33	655 KNIT ETC FABRICS	4 336	9 320	3 238
628 RUBBER ARTICLES NES	518	9 439	3 230	656 LACE, RIBBONS, TULLE, ETC	216	1 295	438
655 KNIT ETC FABRICS	867	964	344	657 SPECIAL TEXTILE ETC PROD	3 028	5 940	2 050
657 SPECIAL TEXTILE ETC PROD	85	414	144	658 TEXTILE ARTICLES NES	83	309	103
663 OTH NONMETAL MINERAL MFS	435	331	116	663 OTH NONMETAL MINERAL MFS	660	603	198
691 STRUCTURES AND PARTS NES	182	123	37	664 GLASS	469	136	43
694 STL, COPPR NAILS, NUTS, ETC	3	92	30	665 GLASSWARE	3 486	1 689	586
695 TOOLS	59	896	319	666 POTTERY	481	859	300
699 OTHER METAL MANUFACTURES	1 734	2 632	902	673 IRON AND STEEL SHAPES	14 304	1 372	471
714 ENGINES & MOTORS NES	15	1 541	519	674 IRN, STL UNIV, PLATE, SHEET	19 843	3 963	1 345
716 ROTATING ELECTRIC PLANT	68	188	59	675 IRON, STEEL HOOP, STRIP	530	98	35
724 TEXTILE, LEATHER MACHNRY	40	123	45	676 RAILWAY RAILS ETC IRN, STL	1 037	291	94
728 OTH MACHY FOR SPCL INDUS	75	142	45	678 IRON, STL TUBES, PIPES ETC	4 368	656	231
741 HEATING, COOLING EQUIPMNT	15	89	31	681 SILVER, PLATINUM, ETC	399	171	58
742 PUMPS FOR LIQUIDS ETC	2	166	59	682 COPPER EXC CEMENT COPPER	399	435	145
745 NONELEC MACHY, TOOLS NES	22	237	78	683 NICKEL	18	107	36
749 NONELEC MACH PTS, ACC NES	299	7 067	2 391	684 ALUMINIUM	455	383	129
761 TELEVISION RECEIVERS	859	3 166	1 080	691 STRUCTURES AND PARTS NES	302	209	71
771 ELECTRIC POWER MACHY NES	140	2 428	830	692 METAL TANKS, BOXES, ETC	352	392	133
772 SWITCHGEAR ETC & PTS NES	602	3 314	1 151	693 WIRE PRODUCTS NON ELECTR	669	167	54
776 TRANSISTORS, VALVES, ETC	500	19 209	6 629	694 STL COPPR NAILS, NUTS, ETC	641	917	313
784 MOTOR VEHCL PTS, ACC NES	96	428	144	695 TOOLS	754	3 073	1 039
793 SHIPS AND BOATS	219 690	7 516	2 486	696 CUTLERY	167	1 078	371
821 FURNITURE	51	100	36	697 BASE MTL HOUSEHOLD EQUIP	1 195	1 320	465
831 TRAVEL GOODS, HANDBAGS	166	823	282	699 OTHER METAL MANUFACTURES	2 152	5 380	1 865
842 MENS OUTERWEAR NOT KNIT	21 453	96 196	32 741	700 INDUSTRIAL PLANT, CHAP 84	494	1 706	565
843 WOMENS OUTERWEAR NONKNIT	15 661	81 803	27 894	703 INDUSTRIAL PLANT, CHAP 85	372	1 707	554
844 UNDERWEAR NOT KNIT	192	1 249	426	713 INTRNL COMBUS PISTN ENGN	1 436	4 076	1 393
845 OUTERWEAR KNIT NONELASTC	1 951	10 316	3 555	714 ENGINES & MOTORS NES	16	2 741	876
846 UNDERWEAR KNITTED	56	366	127	716 ROTATING ELECTRIC PLANT	710	2 145	731
847 TXTL CLTHNG ACCESRY NES	529	2 498	863	721 AGRIC MACHY, EXC TRACTORS	393	173	62
848 HEADGEAR, NONTXTL CLOTHING	396	8 851	3 055	723 CIVIL ENGINEER EQUIP ETC	39	137	50
851 FOOTWEAR	1 637	6 315	2 192	724 TEXTILE, LEATHER MACHNRY	894	4 125	1 418
872 MEDICAL INSTRUMENTS NES	49	131	41	725 PAPER ETC MILL MACHINERY	46	130	45
874 MEASURING, CONTROLLING INSTR	38	491	178	726 PRINTG, BXBINDG MACHY, PTS	143	484	170
884 OPTICAL GOODS NES	1 522	65 482	22 305	727 FOOD MACHRY, NON-DOMESTIC	33	133	42
885 WATCHES AND CLOCKS	1 736	7 575	2 615	728 OTH MACHY FOR SPCL INDUS	1 986	7 670	2 615
893 ARTICLES OF PLASTIC NES	564	3 277	1 140	736 MACHINE TOOLS FOR METAL	356	959	308
894 TOYS, SPORTING GOODS, ETC	7 262	19 410	6 690	737 METALWORKING MACHNRY NES	79	780	265
896 WORKS OF ART ETC		659	224	741 HEATING, COOLING EQUIPMNT	630	1 358	478
899 OTHER MANUFACTURED GOODS	221	113	39	742 PUMPS FOR LIQUIDS ETC	88	611	210
961 COIN NONGOLD, NONCURRENT		143	46	743 PUMPS NES, CENTRIFUGES ETC	491	1 063	357
EXPORTS				744 MECHANICAL HANDLING EQU	5 821	1 613	525
011 MEAT FRESH CHILLD FROZEN	1 130	468	168	745 NONELEC MACHY, TOOLS NES	357	2 693	954
022 MILK AND CREAM	28 950	5 665	1 863	749 NONELEC MACH PTS, ACC NES	871	3 809	1 346
024 CHEESE AND CURD	5 063	2 888	1 006	751 OFFICE MACHINES	43	210	70
048 CEREAL ETC PREPARATIONS	3 253	882	304	752 AUTOMTIC DATA PROC EQUIP	37	1 147	392
054 VEG ETC FRSH, SMPLY PRSVD	114	145	50	762 RADIO BROADCAST RECEIVRS	29	145	52
061 SUGAR AND HONEY	1 017	93	31	764 TELECOM EQPT, PTS, ACC NES	3 328	9 777	3 424
062 SUGAR PREPS NON-COCOA	616	347	122	771 ELECTRIC POWER MACHY NES	1 543	1 078	367
071 COFFEE AND SUBSTITUTES	31	122	42	772 SWITCHGEAR ETC & PTS NES	557	2 435	861
073 CHOCOLATE AND PRODUCTS	610	629	233	773 ELECTR DISTRIBUTING MACH	654	702	233
081 FEEDING STUFF FOR ANIMALS	4 140	533	163	774 ELECTRO-MEDCL, XRAY EQUIP	148	2 056	698
098 EDIBLE PRODUCTS, PREPS NES	1 636	1 441	495	775 HOUSEHOLD TYF EQUIP NES	2 616	3 029	1 076
112 ALCOHOLIC BEVERAGES	2 229	413	152	776 TRANSISTORS, VALVES, ETC	954	2 512	798
122 TOBACCO MFRS	87	365	129	778 ELECTRICAL MACHINERY NES	1 227	2 750	933
233 RUBBER SYNTHETIC RECLAIMD	1 542	753	257	781 PASS MOTOR VEH EXC BUSES	8 516	15 943	5 470
248 WOOD SHAPED	1 963	308	108	782 LORRIES, SPCL MTR VEH NES	373	355	118
334 PETROLEUM PRODUCTS, REFIN	817	211	67	784 MOTOR VEHCL PTS, ACC NES	702	1 963	685
335 RESIDUAL PETRLM PROD NES	1 786	232	77	792 AIRCRAFT	1	156	50
423 FIXED VEG OILS, SOFT	1 680	488	162	801 INDUSTRIAL PLANT, CHAP 90	13	93	32
424 FIXED VEG OIL NONSOFT	812	218	74	812 PLUMBING HEATING, LGHTNG EQU	337	429	146
431 PROCESD ANML VEG OIL, ETC	406	183	63	821 FURNITURE	312	408	150
511 HYDROCARBONS NES DERIVS	3 350	1 288	477	831 TRAVEL GOODS, HANDBAGS	38	202	68
513 ORGANIC ACIDS ETC	302	141	51	842 MENS OUTERWEAR NOT KNIT	2 433	12 164	4 176
514 NITROGEN-FUNCTN COMPOUNDS	521	284	101	843 WOMENS OUTERWEAR NONKNIT	3 190	6 699	2 963
515 ORG-INORG COMPOUNDS ETC	115	188	65	845 OUTERWEAR KNIT NONELASTC	18	297	106
522 INORG ELEMNTS, OXIDES, ETC	2 354	515	175	846 UNDERWEAR KNITTED	9	125	44
523 OTH INORGANIC CHEMICALS	6 405	1 024	352	847 TXTL CLTHNG ACCESRY NES	233	1 050	363
524 RADIOACTIVE ETC MATERIAL		85	30	848 HEADGEAR, NONTXTL CLOTHING	266	1 133	382
531 SYNT DYE NAT INDOGO, LAKES	34	100	33	872 MEDICAL INSTRUMENTS NES	123	704	234
533 PIGMENTS PAINTS ETC	1 473	980	333	874 MEASURING, CONTROLLING INSTR	51	902	294
541 MEDICINAL ETC PRODUCTS	729	3 948	1 371	881 PHOTO APPAR & EQUIPT NES	31	201	64
				882 PHCTO, CINEMA SUPPLIES	444	1 176	406
				884 OPTICAL GOODS NES	996	26 892	9 815
				885 WATCHES AND CLOCKS	1 366	5 184	1 797
				892 PRINTED MATTER	858	1 185	407
				893 ARTICLES OF PLASTIC NES	3 941	3 808	1 304
				894 TOYS, SPORTING GOODS, ETC	2 176	3 295	1 109
				895 OFFICE SUPPLIES NES	106	476	157
				897 GOLD SILVER WARE, JEWELRY	1	152	53

7 IMPORTS AND EXPORTS (SPECIAL TRADE) BY COUNTRIES OF PRODUCTION AND CONSUMPTION AND BY GROUPS OF THE SITC-REV. II 1985

GROUP DESCRIPTION	DT * 100 KG	1 000 DM	1 000 \$	GROUP DESCRIPTION	DT * 100 KG	1 000 DM	1 000 \$
898 MUSICAL INSTRUMENTS, PTS	188	698	232	674 IRN, STL UNIV, PLATE, SHEET	772 904	59 214	19 540
899 OTHER MANUFACTURED GOODS	940	3 545	1 212	675 IRON, STEEL HOOP, STRIP	10 638	883	282
971 GOLD, NON MONETARY NES		6 216	2 109	678 IRON, STL TUBES, PIPES, ETC	232 072	28 851	9 625
YUGOSLAVIA				679 IRN, STL CASTINGS UNWORKE	13 593	1 355	462
IMPORTS	14 224 051	4 773 846	1 636 803	681 SILVER, PLATINUM, ETC	468	39 841	13 912
001 LIVE ANIMALS	681	247	79	682 COPPER EXC CEMENT COPPER	59 240	30 180	10 163
011 MEAT FRESH, CHILLD, FROZEN	28 049	18 326	6 418	683 NICKEL	259	481	156
012 MEAT DRIED, SALTED, SMOKED	241	270	55	684 ALUMINIUM	190 089	72 351	24 807
014 MEAT PREPD, PRSVD, NES ETC	46 173	15 863	5 420	685 LEAD	16 766	2 973	1 038
025 EGGS, BIRDS, FRESH, PRSRVD	5 390	2 752	917	686 ZINC	36 825	12 487	4 263
034 FISH FRESH, CHILLED, FROZN	3 544	1 661	588	689 NON-FER BASE METALS NES	20 364	17 440	5 957
036 SHELL FISH FRESH, FROZEN	779	313	101	691 STRUCTURES AND PARTS NES	25 625	6 586	2 276
037 FISH ETC PREPD PRSVD NES	661	236	101	692 METAL TANKS, BOXES, ETC	4 393	1 154	394
044 MAIZE UNMILLED	25 916	4 968	74	693 WIRE PRODUCTS NON ELECTR	6 636	1 143	383
045 CEREALS NES UNMILLED	2 412	357	695	694 STL, COPPR NAILS, NUTS, ETC	81 771	11 231	3 815
054 VEG ETC FRSH, SMPLY PRSVD	176 273	50 672	1 617	695 TOOLS	13 405	21 560	7 387
056 VEGTBLES ETC PRSVD, PREPD	157 591	20 535	1 127	697 BASE MTL HOUSEHOLD EQUIP	39 554	16 309	5 605
057 FRUIT, NUTS, FRESH, DRIED	60 800	5 863	1 939	699 OTHER METAL MANUFACTURES	76 544	35 006	12 037
058 FRUIT PRESERVED, PREPARED	453 103	73 745	25 200	711 STEAM BOILERS & AUX PLNT	2 664	621	208
061 SUGAR AND HONEY	9 197	2 973	1 045	712 STEAM ENGINES, TURBINES	187	1 505	493
062 SUGAR PREPS NON-COCOA	6 859	1 655	574	713 INTRNL COMBUS PISTN ENGN	66 160	46 782	16 053
073 CHOCOLATE AND PRODUCTS	2 592	850	296	714 ENGINES & MOTORS NES	11	1 127	418
075 SPICES	40 264	8 388	2 874	716 ROTATING ELECTRIC PLANT	62 967	57 005	19 481
081 FEEDING STUFF FOR ANIMLS	21 794	1 624	552	718 OTH POWER GENERATG MACHY	177	284	95
098 EDIBLE PRODCTS, PREPS NES	18 113	2 674	939	721 AGRIC MACHY, EXC TRACTORS	7 304	3 121	1 068
111 NON-ALCOHOL BEVERAGES NES	23 665	592	202	723 CIVIL ENGINEERG EQUIP ETC	26 426	8 916	3 089
112 ALCOHOLIC BEVERAGES	395 833	43 591	14 995	724 TEXTILE, LEATHER MACHNRY	34 890	5 900	2 038
121 TOBACCO UNMNFCTR, REFUSE	7 936	5 795	2 010	725 PAPER ETC MILL MACHINERY	384	879	320
222 SEEDS FOR 'SOFT' FIXED OIL	4 783	710	248	726 PRINTG, BKBINDG MACHY, PTS	340	347	126
223 SEEDS FOR OTH FIXED OILS	6 657	1 170	408	728 OTH MACHY FOR SPCL INDUS	30 694	13 988	4 902
245 FUEL WOOD NES, CHRCOAL	25 805	1 807	586	736 MACHINE TOOLS FOR METAL	17 944	14 143	4 890
247 OTH WOOD ROUGH, SQUARED	3 262	287	102	737 METALWORKING MACHNRY NES	12 477	5 598	1 912
248 WOOD SHAPED	46 023	5 021	1 718	741 HEATING, COOLING EQUIPMNT	6 340	5 336	1 860
251 PULP AND WASTE PAPER	12 947	1 466	533	742 PUMPS FOR LIQUIDS ETC	7 102	5 115	1 711
266 SYNTHETIC FIBRE TO SPIN	5 581	1 720	622	743 PUMPS NES CENTRIFUGES ETC	32 305	33 015	11 413
267 OTHER MAN-MADE FIBRES	11 897	2 997	1 064	744 MECHANICAL HANDLING EQU	32 335	15 779	5 376
268 WOOD (EXC TOPS), ANML HAIR	296	329	116	745 NONELEC MACHY, TOOLS NES	2 532	2 278	769
273 STONE SAND AND GRAVEL	11 786	449	155	749 NONELEC MACH PTS, ACC NES	71 168	42 614	14 565
274 SULPHUR ETC	879 069	9 537	273	751 OFFICE MACHINES	3 781	6 645	2 332
278 OTHER CRUDE MINERALS	117 043	2 019	719	752 AUTOMTIC DATA PROC EQUIP	10	291	98
282 IRON AND STEEL SCRAP	18 409	2 977	1 003	759 OFFICE & ADP MCH PTS, ACC	31	702	245
287 BASE METAL ORES, CONC NES	1 224 068	27 888	9 710	761 TELEVISION RECEIVERS	69	131	50
288 NONFERR METAL SCRAP NES	4 743	1 623	564	764 TELECOM EQPT, PTS, ACC NES	2 283	7 784	2 614
289 PREC METAL ORE, WASTE NES	22	4 514	1 543	771 ELECTRIC POWER MACHY NES	18 840	10 126	3 474
291 CRUDE OIL METRALS NES	43 270	14 989	5 133	772 SWITCHGEAR ETC & PTS NES	8 882	14 633	5 010
292 CRUDE VEG MATERIALS NES	38 588	15 305	5 251	773 ELECTR DISTRIBUTING MACH	179 201	80 639	27 425
323 BRIQUETS, COKE SEMI-COKE	28 621	515	165	774 ELECTRO-MEDCL, XRAY EQUIP	207	1 454	536
334 PETROLEUM PRODUCTS, REFIN	1 614 351	116 701	41 014	775 HOUSEHOLD TYPE EQUIP NES	169 334	83 045	28 478
335 RESIDUAL PETRLM PROC NES	59 602	3 505	1 200	776 TRANSISTOR VALVES, ETC	414	5 213	1 806
411 ANIMAL OILS AND FATS	36 620	3 838	1 299	778 ELECTRICAL MACHINERY NES	57 116	49 053	16 681
431 PROCESO ANML VEG OIL, ETC	79 167	9 182	3 158	781 PASS MOTOR VEH EXC BUSES	687	767	264
511 HYDROCARBONS NES, DERIVS	29 537	3 736	1 329	782 LORRIES, SPCL MTR VEH NES	108 507	172 020	58 721
512 ALCOHOLS, PHENOLS, ETC	25 676	1 857	650	783 ROAD MOTOR VEHICLES NES	382	267	81
513 ORGANIC ACIDS, ETC	29 492	4 809	1 595	784 MOTOR VEHCL PTS, ACC NES	226 887	105 960	36 561
514 NITROGEN-FUNCTN COMPOUNDS	14 268	3 107	1 104	785 MOTOR & OTHER CYCLES ETC	17 288	10 582	3 550
515 ORG-INORG COMPOUNDS ETC	30 652	11 313	3 814	786 VEH NES NONMOTR, TRAILERS	16 817	8 849	3 032
516 OTHER ORGANIC CHEMICALS	3 997	503	184	791 RAILWAY VEHICLES	746	353	115
522 INORG ELEMNTS, OXIDES, ETC	72 930	18 086	6 170	792 AIRCRAFT	231	2 459	830
523 OTHR INORGANIC CHEMICALS	69 785	14 217	916	793 SHIPS AND BOATS	96 186	3 551	1 273
531 SYNT DYE NAT INDOGO, LAKES	92	107	831	821 PLUMB, HEATNG, LGHTNG EQU	43 362	17 098	5 801
532 DYES NES, TANNING PRODS	661	143	831	821 FURNITURE	336 120	123 964	41 951
533 PIGMENTS, PAINTS, ETC	2 512	803	916	831 TRAVEL GOODS, HANDBAGS	15 913	13 912	4 879
541 MEDICINAL ETC PRODUCTS	8 510	20 673	2 666	842 MENS OUTERWEAR NOT KNIT	78 732	422 598	145 444
551 ESSENTL OIL, PERFUME, ETC	1 692	2 668	892	843 WOMENS OUTERWEAR NONKNIT	76 722	503 761	171 828
553 PERFUMERY, COSMETICS, ETC	2 017	1 463	491	844 UNDERWEAR NOT KNIT	23 186	115 610	39 731
554 SCAPS, CLEANING ETC PREPS	69 235	8 034	1 150	845 UNDERWEAR KNIT NONELASTC	33 243	170 002	58 462
562 FERTILIZERS MANUFACTURED	1 059 764	38 437	12 746	846 UNDERWEAR KNITTED	58 090	244 535	83 646
572 EXPLOSIVES, PYROTECH PROD	13 240	2 604	903	847 TXLT CLTHNG ACCESSRYS NES	5 341	21 545	7 381
582 PROD OF CONDENSATION ETC	98 684	17 642	6 084	848 HEADGEAR, NONTXLT CLOTHNG	11 217	95 831	32 856
583 PROD OF POLYMERIZING ETC	121 889	26 017	8 901	851 FOOTWEAR	83 472	283 324	96 850
584 CELLULOSE DERIVATIVES ETC	3 026	1 436	486	871 OPTICAL INSTRUMENTS	50	86	32
585 PLASTIC MATERIALS NES	12 442	1 072	872	872 MEDICAL INSTRUMENTS NES	567	2 579	894
591 PESTICIDES DISINFECTANTS	1 970	1 423	901	873 METERS & COUNTERS NES	4 133	12 976	4 496
592 STARCH, INULIN, GLUTEN, ETC	1 316	484	874	874 MEASURING, CONTROLNG INSTR	3 343	14 133	4 955
598 MISC CHEMICAL PRODS NES	12 288	2 594	402	881 PHOTO APPAR & EQUIPT NES	1 547	3 461	1 215
611 LEATHER	11 871	39 770	463	882 PHOTO, CINEMA SUPPLIES	1 585	6 886	2 417
612 LEATHER ETC MANUFACTURES	9 654	80 282	164	884 OPTICAL GOODS NES	113	1 035	356
613 FUR SKINS TANNED DRESSED	4 368	10 944	915	885 WATCHES AND CLOCKS	597	1 147	396
621 MATERIALS OF RUBBER	26 522	7 822	13 525	892 PRINTED MATTER	30 395	14 636	5 074
625 RUBBER TYRES, TUBES	63 074	29 188	28 148	893 ARTICLES OF PLASTIC NES	30 430	13 843	4 768
628 RUBBER ARTICLES NES	38 501	14 659	3 757	894 TOYS, SPORTING GOODS, ETC	7 068	9 432	3 296
634 VENEERS, PLYWOOD, ETC	87 895	11 848	2 694	895 OFFICE SUPPLIES NES	313	466	165
635 WOOD MANUFACTURES NES	105 698	27 607	10 101	896 WORKS OF ART ETC	11	1 141	389
641 PAPER AND PAPERBOARD	474 826	54 348	5 040	897 GOLD, SILVER WARE, JEWELRY	1	2 464	808
642 ARTICLES OF PAPER ETC	100 585	20 766	9 499	898 MUSICAL INSTRUMENTS, PTS	723	2 539	869
651 TEXTILE YARN AND THREAD	39 587	44 438	18 406	899 OTHER MANUFACTURED GOODS	72 763	25 497	8 737
652 COTTON FABRICS, WOVEN	25 163	30 983	7 146	941 ZOO ANIMALS, PETS	57	208	70
653 WOVN MAN-MADE FIB FABRIC	7 137	11 990	15 137	951 WAR FIREARMS, AMMUNITION	280	1 085	360
654 OTH WOVEN TEXTILE FABRIC	11 758	12 430	10 556	961 COIN NONGOLD, NONCURRENT	8	2 132	695
655 KNIT ETC FABRICS	2 446	3 576	971	971 GOLD, NON MONETARY NES	101	46 079	15 940
657 SPECIAL TEXTILE ETC PROD	22 216	10 205	4 350	972 GOLD COIN		108	40
658 TEXTILE ARTICLES NES	41 501	55 219	18 996	EXPORTS	8 110 877	6 215 115	2 149 189
659 FLOOR COVERINGS ETC	4 412	1 533	520	001 LIVE ANIMALS	3 672	4 387	1 535
661 CEMENT ETC BUILDING PROD	64 933	2 316	789	011 MEAT FRESH, CHILLD, FROZEN	106 048	25 062	9 313
662 CLAY, REFRACTORY BLDG PRD	299 835	22 720	7 793	024 CHEESE AND CURD	4 480	1 340	524
663 OTH NONMETAL MINERAL MFS	152 065	16 359	5 672	025 EGGS, BIRDS, FRESH, PRSRVD	167	320	108
664 GLASS	35 946	7 754	2 636	034 FISH FRESH, CHILLED, FROZN	2 350	413	147
665 GLASSWARE	37 375	15 393	5 264	036 SHELL FISH FRESH FROZEN	531	240	86
666 POTTERY	6 923	3 263	1 135	044 MAIZE UNMILLED	220	187	57
671 PIG IRON ETC	121 731	21 978	7 427	048 CEREAL ETC PREPARATIONS	677	288	115
672 IRON, STL PRIMARY FORMS	500 343	38 424	13 238	054 VEG ETC FRSH, SMPLY PRSVD	4 134	2 261	786
673 IRON AND STEEL SHAPES	583 391	57 691	19 496	057 FRUIT NUTS FRESH DRIED	1 781	846	265
				061 SUGAR AND HONEY	7 845	036	354

7 IMPORTS AND EXPORTS (SPECIAL TRADE) BY COUNTRIES OF PRODUCTION AND CONSUMPTION AND BY GROUPS OF THE SITC-REV. II 1985

GROUP DESCRIPTION	DT * 100 KG	1 000 DM	1 000 \$	GROUP DESCRIPTION	DT * 100 KG	1 000 DM	1 000 \$
072 COCOA	2 156	2 358	852	687 TIN	2 723	9 600	3 293
074 TEA AND MATE	118	137	54	689 NON-FER BASE METALS NES	968	4 952	1 726
075 SPICES	352	363	138	691 STRUCTURES AND PARTS NES	14 813	8 444	2 893
081 FEEDING STUFF FOR ANIMALS	60 817	9 498	3 232	692 METAL TANKS, BOXES, ETC	18 819	11 735	4 038
098 EDIBLE PRODUCTS, PREPS NES	18 245	9 898	3 502	693 WIRE PRODUCTS NON ELECTR	5 916	5 165	1 743
112 ALCOHOLIC BEVERAGES	2 410	555	187	694 STL, COPPR NAILS, NUTS, ETC	4 665	5 044	1 745
121 TOBACCO UNMNFCTRD, REFUSE	4 800	4 030	1 443	695 TOOLS	3 753	29 986	10 440
122 TOBACCO MFERS	1 102	2 730	926	696 CUTLERY	185	2 310	797
211 HIDES, SKINS, UNDRESSED	30 990	13 985	4 842	697 BASE MTL HOUSEHOLD EQUIP	4 653	9 286	3 194
212 FUR SKINS UNDRESSED	200	178	57	699 OTHER METAL MANUFACTURES	47 290	47 775	16 576
222 SEEDS FOR 'SOFT' FIXED OIL	2 541	562	199	700 INDUSTRIAL PLANT, CHAP 84	3 731	9 768	3 418
232 NATURAL RUBBER, GUMS	1 045	366	123	703 INDUSTRIAL PLANT, CHAP 85	45	793	279
233 RUBBER, SYNTHETIC, RECLAIMD	98 754	47 783	16 348	711 STEAM BOILERS & AUX PLNT	2 785	5 702	2 004
246 PULPWOOD, CHIPS, WOODWASTE	282 048	5 751	1 941	712 STEAM ENGINES, TURBINES	212	3 804	1 262
247 OTH WOOD ROUGH, SQUARED	10 504	282	94	713 INTRNL COMBUS PISTN ENGN	32 639	97 227	33 317
248 WOOD SHAPED	42 019	2 584	865	714 ENGINES & MOTORS NES	34	4 184	1 439
251 PULP AND WASTE PAPER	153 373	4 747	1 674	716 ROTATING ELECTRIC PLANT	4 058	15 859	5 535
261 SILK	50	214	69	718 OTH POWER GENERATG MACHY	2 418	8 020	2 727
263 COTTON	14 299	4 408	1 503	721 AGRIC MACHY, EXC TRACTORS	14 331	18 575	6 388
265 VEG FIBRE, EXCL COTN JUTE	5 403	534	179	722 TRACTORS NON-ROAD	6 408	5 446	1 917
266 SYNTHETIC FIBRE TO SPIN	63 400	29 525	10 158	723 CIVIL ENGINEERG EQUIP ETC	99 514	111 909	38 221
267 OTHER MAN-MADE FIBRES	31 492	20 130	6 889	724 TEXTILE, LEATHER MACHNRY	34 344	178 819	61 747
268 WOOL (EXC TOPS), ANML HAIR	6 226	5 750	2 040	725 PAPER ETC MILL MACHINERY	3 360	11 676	4 048
273 STONE, SAND AND GRAVEL	176 953	2 566	895	726 PRINTG, BKBINDG MACHY, PTS	5 077	17 884	6 120
274 SULPHUR ETC	18 019	1 302	441	727 FOOD MACHRY NON-DOMESTIC	3 658	15 765	5 565
277 NATURAL ABRASIVES NES	224	721	254	728 OTH MACHRY FOR SPCL INCJS	54 921	150 875	51 832
278 OTHER CRUDE MINERALS	58 287	5 122	1 764	736 MACHINE TOOLS FOR METAL	56 979	141 562	48 116
287 BASE METAL ORES, CONC NES	64 535	6 434	2 221	737 METALWORKING MACHNRY NES	13 348	33 031	11 856
291 CRUDE ANIMAL MTRIALS NES	5 250	4 955	1 728	741 HEATING, COOLING EQUIPMNT	22 692	95 095	33 083
292 CRUDE VEG MATERIALS NES	3 098	5 436	1 858	742 PUMPS FOR LIQUIDS ETC	10 179	52 522	18 265
323 BRIQUETS, COKE, SEMI-COKE	25 744	1 305	453	743 PUMPS NES, CENTRIFUGES ETC	23 113	59 011	20 099
334 PETROLEUM PRODUCTS, REFIN	235 869	36 365	12 254	744 MECHANICAL HANDLING EQU	12 781	35 859	12 563
335 RESIDUAL PETRLM PROD NES	115 290	8 380	2 870	745 NONELEC MACHY, TOOLS NES	9 883	72 257	24 888
411 ANIMAL OILS AND FATS	951	510	178	749 NONELEC MACH PTS, ACC NES	56 545	161 363	55 818
423 FIXED VEG OILS, SOFT	2 863	606	200	751 OFFICE MACHINES	894	9 289	3 213
424 FIXED VEG OIL NONSOFT	3 647	1 134	401	752 AUTOMATIC DATA PROC EQUIP	4 034	52 382	18 975
431 PROCESD ANML VEG OIL, ETC	30 870	8 268	2 785	759 OFFICE & ADP MCH PTS, ACC	1 469	23 751	8 321
511 HYDROCARBONS NES, DERIVS	90 868	15 611	5 300	761 TELEVISION RECEIVERS	4 769	21 281	7 465
512 ALCOHOLS, PHENOLS, ETC	173 255	43 174	14 940	762 RADIO BROADCAST RECEIVRS	811	3 868	1 334
513 ORGANIC ACIDS, ETC	123 807	36 762	12 495	763 SOUND RECORDRS, PHONOGRPH	419	6 445	2 250
514 NITROGEN-FUNCTN COMPOUNDS	39 505	42 536	14 810	764 TELECOM EQPT, PTS, ACC NES	4 175	47 871	16 977
515 ORG-INORG COMPOUNDS ETC	57 440	66 973	22 869	771 ELECTRIC POWER MACHY NES	2 099	11 483	3 922
516 CTHER ORGANIC CHEMICALS	55 921	28 765	9 771	772 SWITCHGEAR ETC & PTS NES	7 605	71 845	24 784
522 INORG ELEMNTS, OXIDES, ETC	539 503	39 214	13 555	773 ELECTR DISTRIBUTING MACH	13 794	15 602	5 257
523 OTHR INORGANIC CHEMICALS	133 321	27 684	9 555	774 ELECTRO-MEDCL, XRAY EQUIP	1 205	34 905	12 527
524 RADIOACTIVE ETC MATERIAL	8	1 913	662	775 HOUSEHOLD TYPE EQUIP NES	9 064	18 420	6 362
531 SYNT DYE, NAT INDOGO, LAKES	16 037	50 284	17 442	776 TRANSISTORS, VALVES, ETC	798	33 746	11 576
532 DYES NES, TANNING PRODS	20 149	5 923	2 065	778 ELECTRICAL MACHINERY NES	65 292	105 417	36 559
533 PIGMENTS, PAINTS, ETC	128 072	77 228	26 649	781 PASS MOTOR VEH EXC BUSES	203 945	250 996	85 275
541 MEDICINAL ETC PRODUCTS	7 081	79 249	27 105	782 LORRIES, SPCL MTR VEH NES	291 991	243 693	85 515
551 ESSENTL OIL, PERFUME, ETC	2 943	9 965	3 510	783 ROAD MOTOR VEHICLES NES	19 214	20 661	7 406
553 PERFUMERY, COSMETICS, ETC	248	534	189	784 MOTOR VEHCL PTS, ACC NES	101 635	201 672	69 551
554 SOAPS, CLEANING ETC PREPS	127 860	38 060	13 141	785 MOTOR & OTHER CYCLES ETC	2 113	2 540	869
562 FERTILIZERS MANUFACTURED	33 296	2 268	758	786 VEH NES NONMOTR, TRAILERS	16 902	4 494	1 540
572 EXPLOSIVES, PYROTECH PROD	44	266	90	791 RAILWAY VEHICLES	10 497	9 192	3 195
582 PROD OF CONDENSATION ETC	190 724	110 511	38 061	792 AIRCRAFT	487	3 160	1 091
583 PROD OF POLYMERIZING ETC	250 626	98 212	34 061	793 SHIPS AND BOATS	382 813	12 478	4 134
584 CELLULOSE DERIVATIVES ETC	17 751	22 824	7 909	812 PLUMB, HEATING, LGHTNG EQU	2 622	5 703	1 988
585 PLASTIC MATERIALS NES	2 764	3 279	1 159	821 FURNITURE	4 654	10 740	3 739
591 PESTICIDES, DISINFECTANTS	12 073	17 511	5 821	831 TRAVEL GOODS, HANDBAGS	110	423	149
592 STARCH, INULIN, GLUTEN, ETC	37 680	15 006	5 236	842 MENS OUTERWEAR NOT KNIT	5 155	10 713	3 679
598 MISC CHEMICAL PRODS NES	312 209	133 664	46 484	843 WOMENS OUTERWEAR NONKNIT	2 574	9 166	3 150
607 INDUSTRIAL PLANT, CHAP 82	56	696	219	844 UNDERWEAR NOT KNIT	586	2 698	952
611 LEATHER	30 159	185 484	63 768	845 OUTERWEAR KNIT NONELASTC	5 874	28 478	9 898
612 LEATHER ETC MANUFACTURES	13 351	25 790	8 958	846 UNDERWEAR KNITTED	34 282	120 343	41 033
613 FUR SKINS TANNED, DRESSED	790	6 150	2 129	847 TXTL CLTHNG ACCESSRYS NES	7 285	24 039	8 260
621 MATERIALS OF RUBBER	12 875	13 518	4 646	848 HEADGEAR, NONTXL CLOTHNG	1 780	13 241	4 546
625 RUBBER TYRES, TUBES	10 414	7 186	2 451	851 FOOTWEAR	249	1 049	370
628 RUBBER ARTICLES NES	4 536	16 494	5 754	871 OPTICAL INSTRUMENTS	74	3 357	1 145
633 CORK MANUFACTURES	34	98	34	872 MEDICAL INSTRUMENTS NES	3 008	47 718	16 760
634 VENEERS, PLYWOOD ETC	23 549	7 772	2 713	873 METERS & COUNTERS NES	603	6 017	2 119
635 WOOD MANUFACTURES NES	2 669	835	292	874 MEASURING, CONTROLLING INSTR	6 840	109 155	37 821
641 PAPER AND PAPERBOARD	115 781	47 412	16 585	881 PHOTO APPAR & EQUIPT NES	1 054	11 481	4 015
642 ARTICLES OF PAPER ETC	38 781	16 730	5 777	882 PHOTO, CINEMA SUPPLIES	8 685	19 069	6 649
651 TEXTILE YARN AND THREAD	81 074	122 532	42 274	883 DEVELOPED CINEMA FILM	7	88	30
652 COTTON FABRICS, WOVEN	52 192	179 446	61 852	884 OPTICAL GOODS NES	45	2 458	866
653 WOVN MAN-MADE FIB FABRIC	76 796	251 675	87 626	885 WATCHES AND CLOCKS	655	5 483	1 889
654 OTH WOVEN TEXTILE FABRIC	33 739	138 019	46 897	892 PRINTED MATTER	29 688	29 671	10 143
655 KNIT ETC FABRICS	25 822	68 555	23 591	893 ARTICLES OF PLASTIC NES	22 732	23 669	8 154
656 LACE, RIBBONS, TULLE, ETC	1 863	10 986	3 776	894 TOYS, SPORTING GOODS ETC	3 362	6 592	2 312
657 SPECIAL TEXTILE ETC PROD	49 355	120 666	41 537	895 OFFICE SUPPLIES NES	1 023	9 336	3 336
658 TEXTILE ARTICLES NES	2 135	6 249	2 153	896 WORKS OF ART ETC	10	297	99
659 FLOOR COVERINGS ETC	1 566	1 169	381	897 GOLD, SILVER WARE, JEWELRY	27	7 882	2 752
661 CEMENT ETC BUILDING PROD	3 114	183	66	898 MUSICAL INSTRUMENTS, PTS	1 767	11 453	4 010
662 CLAY, REFRACTORY BLDG PRD	74 547	20 450	7 040	899 OTHER MANUFACTURED GOODS	5 292	36 955	12 750
663 OTH NONMETAL MINERAL MFS	40 573	37 739	13 153	951 WAR FIREARMS, AMMUNITION	4	184	55
664 GLASS	87 188	21 853	7 665	971 GOLD, NON MONETARY NES	16	4 088	1 523
665 GLASSWARE	35 358	5 637	1 983				
666 POTTERY	233	470	150	TURKEY			
667 PEARL, PREC-, SEMI-P STONE		394	135				
671 PIG IRON ETC	43 586	10 386	3 609	IMPORTS	6 176 586	2 907 701	989 524
672 IRON, STL PRIMARY FORMS	19 994	1 954	664				
673 IRON AND STEEL SHAPES	82 226	20 667	7 145	024 CHEESE AND CURD	2 419	1 812	630
674 IRN, STL UNIV, PLATE, SHEET	434 375	78 352	26 881	034 FISH FRESH, CHILLED, FROZN	4 143	2 032	685
675 IRON, STEEL HOOP, STRIP	281 843	59 844	20 666	036 SHELL FISH FRESH FROZEN	2 340	2 895	1 031
676 RAILWAY RAILS ETC IRN, STL	32 559	5 531	1 972	037 FISH ETC PREPD PRSVD NES	2 620	3 231	1 119
677 IRN, STL WIRE EXCL W ROD	47 397	14 651	5 065	041 WHEAT ETC UNMILLED	8 721	685	207
678 IRON, STL TUBES PIPES, ETC	203 416	50 045	17 605	048 CEREAL ETC PREPARATIONS	12 246	1 648	563
679 IRN, STL CASTINGS UNWORKE	3 426	1 524	538	054 VEG ETC FRSH, SMPLY PRSVD	169 419	23 553	8 022
681 SILVER, PLATINUM, ETC	90	5 855	1 981	056 VEGETABLES ETC PRSVD PREPD	89 275	40 421	14 370
682 COPPER EXC CEMENT COPPER	39 428	33 492	11 482	057 FRUIT, NUTS, FRESH, DRIED	895 746	480 390	161 713
683 NICKEL	2 016	6 288	2 164	058 FRUIT PRESERVED, PREPARED	109 465	62 360	21 452
684 ALUMINIUM	38 923	29 503	10 332	061 SUGAR AND HONEY	70 188	4 077	1 384
685 LEAD	2 588	390	151	062 SUGAR PREPS NON-COCOA	5 565	1 795	619
686 ZINC	18 129	5 292	1 701	073 CHOCOLATE AND PRODUCTS	473	182	65

7 IMPORTS AND EXPORTS (SPECIAL TRADE) BY COUNTRIES OF PRODUCTION AND CONSUMPTION AND BY GROUPS OF THE SITC-REV. II 1985

GROUP DESCRIPTION	DT * 100 KG	1 000 DM	1 000 \$	GROUP DESCRIPTION	DT * 100 KG	1 000 DM	1 000 \$
074 TEA AND MATE	4 228	3 779	1 254	874 MEASURING, CONTROLLING INSTR	28	5 382	1 909
075 SPICES	33 265	7 506	2 663	882 PHOTO, CINEMA SUPPLIES	84	823	288
081 FEEDING STUFF FOR ANIMALS	1 473	122	42	883 DEVELOPED CINEMA FILM	6	282	96
098 EDIBLE PRODUCTS, PREPS NES	25 091	5 323	1 828	892 PRINTED MATTER	4 718	2 354	827
111 NON-ALCOHOL BEVERAGES NES	46 074	1 796	580	893 ARTICLES OF PLASTIC NES	763	522	184
112 ALCOHOLIC BEVERAGES	10 434	4 862	1 673	894 TOYS, SPORTING GOODS, ETC	104	151	56
121 TOBACCO UNMANUFACTURED, REFUSE	102 141	90 568	30 860	895 OFFICE SUPPLIES NES	358	822	265
212 FUR SKINS UNRESSED	66	446	155	896 WORKS OF ART ETC	23	1 212	414
222 SEEDS FOR SOFT/FIXED OIL	571	162	52	897 GOLD, SILVER WARE, JEWELRY	29	2 010	682
248 WOOD SHAPED	1 247	124	42	898 MUSICAL INSTRUMENTS, PTS	352	1 252	422
263 COTTON	368 356	23 521	27 495	899 OTHER MANUFACTURED GOODS	963	1 256	434
266 SYNTHETIC FIBRE TO SPIN	30 261	12 176	4 156	941 ZOO ANIMALS, PETS	44	343	112
267 OTHER MAN-MADE FIBRES	1 531	182	65	951 WAR FIREARMS, AMMUNITION	1 533	1 039	353
268 WOOL (EXC TOPS), ANML HAIR	1 207	1 495	476	961 COIN NONGOLD, NONCURRENT	1	714	253
273 STONE, SAND AND GRAVEL	30 915	1 367	467	972 GOLD COIN		418	146
278 OTHER CRUDE MINERALS	1 506 853	63 179	21 914	EXPORTS	6 406 372	4 212 418	1 452 440
282 IRON AND STEEL SCRAP	33 256	5 981	2 065				
287 BASE METAL ORES CONC NES	722 463	33 029	11 173				
288 NONFERR METAL SCRAP NES	10 392	1 179	395	001 LIVE ANIMALS	883	1 669	583
291 CRUDE ANIMAL MATERIALS NES	15 862	30 448	10 429	011 MEAT FRESH, CHILLED, FROZEN	91 678	28 049	9 390
292 CRUDE VEG MATERIALS NES	27 638	9 446	3 258	014 MEAT PREP'D, PRSVD, NES ETC	668	153	54
334 PETROLEUM PRODUCTS, REFIN	384 823	27 725	9 545	022 MILK AND CREAM	3 330	756	267
411 ANIMAL OILS AND FATS	65 880	6 132	2 004	023 BUTTER	1 662	959	314
423 FIXED VEG OILS, SOFT	1 088	530	180	024 CHEESE AND CURD	5 714	1 559	537
424 FIXED VEG OIL NONSOFT	136	100	34	025 EGGS, BIRDS, FRESH, PRSVD	812	519	181
513 ORGANIC ACIDS, ETC	4 294	1 472	466	048 CEREAL ETC PREPARATIONS	1 755	1 190	411
514 NITROGEN-FUNCTN COMPOUNDS	182	174	63	054 VEG ETC FRSH SIMPLY PRSVD	61 385	3 004	984
515 ORG-INORG COMPOUNDS ETC	46	323	100	057 FRUIT NUTS, FRESH DRIED	1 595	542	182
522 INORG ELEMENTS, OXIDES, ETC	62 349	10 735	3 667	061 SUGAR AND HONEY	1 659	176	61
523 OTHER INORGANIC CHEMICALS	68 152	6 446	2 218	071 COFFEE AND SUBSTITUTES	200	580	188
531 SYNT DYE, NAT INDGO, LAKES	50	106	40	072 COCOA	3 102	1 717	596
541 MEDICINAL ETC PRODUCTS	511	6 649	2 239	074 TEA AND MATE	49	91	32
551 ESSENTIAL OIL, PERFUME ETC	180	130	41	075 SPICES	215	122	40
582 PROD OF CONDENSATION ETC	10 809	696	216	081 FEEDING STUFF FOR ANIMALS	2 912	1 259	441
583 PROD OF POLYMERIZING ETC	642	129	48	098 EDIBLE PRODUCTS, PREPS NES	6 076	2 592	916
598 MISC CHEMICAL PRODS NES	365	98	35	112 ALCOHOLIC BEVERAGES	1 015	313	109
611 LEATHER	21	247	91	122 TOBACCO MFRS	1 799	5 752	1 889
612 LEATHER ETC MANUFACTURES	27	333	117	211 HIDES SKINS UNRESSED	2 672	957	329
621 MATERIALS OF RUBBER	1 124	654	231	223 SEEDS FOR OTH FIXED OILS	505	93	36
625 RUBBER TYRES, TUBES	5 669	3 326	1 147	233 RUBBER, SYNTHETIC, RECLAIMED	29 624	10 327	3 536
628 RUBBER ARTICLES NES	786	712	235	246 PULPWOOD, CHIPS WOODWASTE	37 761	1 369	471
634 VENEERS, PLYWOOD, ETC	14 697	1 257	432	247 OTH WOOD ROUGH, SQUARED	122 991	9 576	3 460
635 WOOD MANUFACTURES NES	674	130	43	248 WOOD SHAPED	16 326	3 034	1 031
651 TEXTILE YARN AND THREAD	387 799	317 484	107 292	251 PULP AND WASTE PAPER	7 426	666	222
652 COTTON FABRICS, WOVEN	34 721	36 356	12 489	266 SYNTHETIC FIBRE TO SPIN	122 637	47 920	16 234
653 WOVN MAN-MADE FIB FABRIC	5 293	6 257	2 241	267 OTHER MAN-MADE FIBRES	53 092	33 723	12 203
655 KNIT ETC FABRICS	4 198	2 305	806	268 WOOL (EXC TOPS), ANML HAIR	3 569	4 155	1 326
656 LACE, RIBBONS, TULLE, ETC	6	153	49	274 SULPHUR ETC	700	219	74
658 TEXTILE ARTICLES NES	41 982	46 099	15 947	277 NATURAL ABRASIVES NES	502	1 463	501
659 FLOOR COVERINGS ETC	6 054	50 365	17 504	278 OTHER CRUDE MINERALS	22 679	2 392	826
661 CEMENT ETC BUILDING PROD	6 324	666	233	282 IRON AND STEEL SCRAP	102 764	3 092	949
662 CLAY REFRACTORY BLDG PROD	17 042	1 273	440	287 BASE METAL ORES, CONC NES	22 888	1 331	450
664 GLASS	47 439	4 145	1 438	288 NONFERR METAL SCRAP NES	3 539	1 509	522
665 GLASSWARE	51 883	24 032	8 139	291 CRUDE ANIMAL MATERIALS NES	928	1 852	630
666 POTTERY	1 216	509	182	292 CRUDE VEG MATERIALS NES	2 163	3 312	1 079
671 PIG IRON ETC	83 419	23 620	7 745	323 BRIQUETS COKE, SEMI-COKE	60 200	2 513	867
672 IRON, STL PRIMARY FORMS	37 436	3 637	1 311	334 PETROLEUM PRODUCTS, REFIN	30 660	10 390	3 564
673 IRON AND STEEL SHAPES	59 416	6 927	2 377	335 RESIDUAL PETRLM PROD NES	17 848	3 032	1 036
678 IRON, STL TUBES PIPES ETC	3 237	512	181	411 ANIMAL OILS AND FATS	4 790	812	283
679 IRON, STL CASTINGS UNWORKED	1 598	334	109	423 FIXED VEG OILS, SOFT	40 004	8 686	3 113
681 SILVER, PLATINUM ETC	3	151	53	424 FIXED VEG OIL NONSOFT	2 443	807	254
684 ALUMINIUM	5 971	3 300	1 165	431 PROCESSED ANML VEG OIL, ETC	14 464	8 604	2 837
689 NON-FER BASE METALS NES	2 388	2 163	781	511 HYDROCARBONS NES, DERIVS	97 723	13 178	4 360
694 STL COPPR NAILS, NUTS ETC	125	114	42	512 ALCOHOLS PHENOLS, ETC	71 294	16 616	5 629
695 TOOLS	1 175	2 103	688	513 ORGANIC ACIDS, ETC	160 828	38 182	13 267
696 CUTLERY	214	219	74	514 NITROGEN-FUNCTN COMPOUNDS	61 129	28 225	9 587
697 BASE MTL HOUSEHOLD EQUIP	3 993	3 930	1 370	515 ORG-INORG COMPOUNDS ETC	16 697	27 823	9 397
699 OTHER METAL MANUFACTURES	1 731	1 594	552	516 OTHER ORGANIC CHEMICALS	10 327	13 077	4 392
713 INTRNL COMBUS PISTN ENGN	1 821	4 634	1 567	522 INORG ELEMENTS, OXIDES, ETC	236 070	29 474	9 896
714 ENGINES & MOTORS NES	128	6 217	2 420	523 OTHER INORGANIC CHEMICALS	162 394	31 839	10 887
716 ROTATING ELECTRIC PLANT	2 163	1 156	387	524 RADIOACTIVE ETC MATERIAL		715	246
718 OTH POWER GENERATING MACH	18	101	36	531 SYNT DYE NAT INDGO, LAKES	30 631	68 917	23 838
723 CIVIL ENGINEER EQUIP ETC	298	90	31	532 DYES NES, TANNING PRODS	7 251	1 770	611
724 TEXTILE, LEATHER MACHNRY	1 033	1 835	640	533 PIGMENTS, PAINTS, ETC	67 781	38 196	13 115
725 PAPER ETC MILL MACHINERY	775	1 616	548	541 MEDICINAL ETC PRODUCTS	4 537	51 303	17 378
728 OTH MACHY FOR SPCL INDUS	5 998	2 696	945	551 ESSENTIAL OIL, PERFUME, ETC	1 374	3 658	1 249
736 MACHINE TOOLS FOR METAL	1 679	978	332	553 PERFUMERY, COSMETICS, ETC	1 502	2 185	746
737 METALWORKING MACHNRY NES	72	116	41	554 SOAPS CLEANING ETC PREPS	36 842	11 423	3 931
741 HEATING, COOLING EQUIPMENT	1 328	866	300	562 FERTILIZERS MANUFACTURED	14 438	1 565	542
744 MECHANICAL HANDLING EQU	5 609	1 881	651	572 EXPLOSIVES PYROTECH PROD	3 937	3 260	1 125
745 NONELEC MACHY, TOOLS NES	82	146	51	582 PROD OF CONDENSATION ETC	139 795	61 725	21 332
749 NONELEC MACH PTS ACC NES	726	1 173	397	583 PROD OF POLYMERIZING ETC	179 200	62 720	21 439
752 AUTOMATIC DATA PROC EQUIP	9	1 612	493	584 CELLULOSE DERIVATIVES ETC	16 326	10 020	3 445
761 TELEVISION RECEIVERS	2 356	5 645	1 874	585 PLASTIC MATERIALS NES	11 031	3 369	1 144
764 TELECOM EQUIP, PTS, ACC NES	43	2 177	741	591 PESTICIDES, DISINFECTANTS	11 766	15 148	4 980
771 ELECTRIC POWER MACHY NES	78	340	120	592 STARCH INULIN, GLUTEN, ETC	21 887	3 654	1 269
772 SWITCHGEAR ETC & PTS NES	865	1 606	518	598 MISC CHEMICAL PRODS NES	154 685	49 738	17 188
775 HOUSEHOLD TYPE EQUIP NES	642	549	185	603 INDUSTRIAL PLANT CHAP 69	9 826	1 270	398
782 LORRIES SPCL MTR VEH NES	537	88	34	605 INDUSTRIAL PLANT, CHAP 73	117	1 079	386
784 MOTOR VEHCL PTS ACC NES	30 639	5 880	1 999	607 INDUSTRIAL PLANT CHAP 82	26	1 538	494
786 VEH NES NONMOTR TRAILERS	1 515	307	108	611 LEATHER	391	2 004	722
791 RAILWAY VEHICLES	1 531	378	140	612 LEATHER ETC MANUFACTURES	805	1 564	542
792 AIRCRAFT	72	5 470	1 895	613 FUR SKINS TANNED DRESSED	252	5 443	1 905
812 PLUMBING HEATING, LIGHTING EQU	31 894	7 594	2 609	621 MATERIALS OF RUBBER	3 397	4 721	1 604
821 FURNITURE	290	346	117	625 RUBBER TYRES, TUBES	8 311	6 746	2 294
831 TRAVEL GOODS HANDBAGS	850	4 673	1 677	628 RUBBER ARTICLES NES	1 825	4 694	1 594
842 MENS OUTERWEAR NOT KNIT	26 780	111 225	37 550	634 VENEERS PLYWOOD, ETC	4 822	2 205	801
843 WOMENS OUTERWEAR NONKNIT	68 786	271 446	91 662	635 WOOD MANUFACTURES NES	15 608	5 685	1 998
844 UNDERWEAR NOT KNIT	31 448	60 855	20 854	641 PAPER AND PAPERBOARD	35 584	16 898	5 918
845 UNDERWEAR KNIT NONELASTIC	86 336	332 486	113 894	642 ARTICLES OF PAPER ETC	6 583	4 188	1 464
846 UNDERWEAR KNITTED	34 457	91 442	31 116	651 TEXTILE YARN AND THREAD	55 266	48 138	16 559
847 TXT. CLTHNG ACCESSRY NES	7 522	17 742	6 080	652 COTTON FABRICS, WOVEN	6 643	15 919	5 490
848 HEADGEAR NONTEXTILE CLOTHING	20 676	317 390	108 674	653 WOVN MAN-MADE FIB FABRIC	9 871	22 241	7 739
851 FOOTWEAR	2 343	4 409	1 578	654 OTH WOVN TEXTILE FABRIC	3 128	7 885	2 662
871 OPTICAL INSTRUMENTS	14	2 116	715	655 KNIT ETC FABRICS	2 293	2 213	762

7 IMPORTS AND EXPORTS (SPECIAL TRADE) BY COUNTRIES OF PRODUCTION AND CONSUMPTION AND BY GROUPS OF THE SITC-REV. II 1985

GROUP DESCRIPTION	DT = 100 KG	1 000 DM	1 000 \$	GROUP DESCRIPTION	DT = 100 KG	1 000 DM	1 000 \$
656 LACE, RIBBONS, TULLE, ETC	304	1 580	537	894 TOYS, SPORTING GOODS, ETC	748	2 136	719
657 SPECIAL TEXTILE ETC PROD	3 517	12 886	4 487	895 OFFICE SUPPLIES, NES	2 656	9 659	3 320
658 TEXTILE ARTICLES NES	976	1 876	642	896 WORKS OF ART ETC	11	445	135
659 FLOOR COVERINGS ETC	56	295	95	897 GOLD, SILVER WARE, JEWELRY	56	1 452	491
661 CEMENT ETC BUILDING PROD	15 493	344	111	898 MUSICAL INSTRUMENTS, PTS	1 924	8 153	2 833
662 CLAY, REFRACTORY BLDG PRD	169 947	27 367	9 467	899 OTHER MANUFACTURED GOODS	3 285	13 259	4 566
663 OTH NONMETAL MINERAL MFS	54 824	25 837	8 906	951 WAR FIREARMS, AMMUNITION	26	225	73
664 GLASS	27 600	6 033	2 119	971 GOLD, NON MONETARY NES	10	3 083	1 043
665 GLASSWARE	1 156	1 064	360	972 GOLD COIN		683	215
666 POTTERY	1 369	1 393	474				
667 PEARL, PREC., SEMI-P STONE	3	405	137	SOVIET UNION			
671 PIG IRON ETC	31 969	3 068	998				
672 IRON, STL PRIMARY FORMS	522 245	30 066	10 610	IMPORTS	213 441 531	13 628 521	4 686 066
673 IRON AND STEEL SHAPES	666 733	53 470	18 174	001 LIVE ANIMALS	1 823	907	311
674 IRN, STL UNIV, PLATE, SHEET	289 331	60 293	20 597	034 FISH FRESH, CHILLED, FROZN	1 857	665	235
675 IRON, STEEL HOOP, STRIP	46 502	12 622	4 354	036 SHELL FISH FRESH, FROZEN	913	261	92
676 RAILWAY RAILS ETC IRN, STL	6 389	881	306	037 FISH ETC PREPD PRSD NES	1 338	17 731	6 301
677 IRN, STL WIRE EXCL W ROD	12 428	3 671	1 253	054 VEC ETC FRSH, SIMPLY PRSD	10 448	2 583	890
678 IRON, STL TUBES, PIPES, ETC	151 983	28 729	10 284	056 VEGTBLES ETC PRSD, PREPD	25 212	4 273	1 431
679 IRN, STL CASTINGS UNWORKE	812	355	124	057 FRUIT, NUTS, FRESH, DRIED	20 461	5 972	2 011
681 SILVER PLATINUM, ETC	82	3 240	1 105	058 FRUIT PRESERVED, PREPARED	7 148	897	308
682 COPPER EXC CEMENT COPPER	56 250	32 236	11 157	061 SUGAR AND HONEY	119 454	23 055	7 881
683 NICKEL	704	1 914	643	073 CHOCOLATE AND PRODUCTS	87	97	37
684 ALUMINIUM	40 011	21 315	7 417	074 TEA AND MATE	2 874	1 884	630
685 LEAD	16 780	2 324	786	095 EDIBLE PRODUCTS, PREPS NES	100	200	72
686 ZINC	31 721	8 349	2 888	112 ALCOHOLIC BEVERAGES	54 648	31 734	11 322
687 TIN	146	485	184	121 TOBACCO UNMNFCTD, REFUSE	637	621	215
688 NON-FER BASE METALS NES	48	360	124	211 HIDES, SKINS, UNDRESSED	10 268	260	97
691 STRUCTURES AND PARTS NES	39 757	22 392	7 963	212 FUR SKINS UNDRESSED	1 300	75 308	24 499
692 METAL TANKS, BOXES, ETC	3 854	4 149	1 413	223 SEEDS FOR OTH FIXED OILS	8 521	984	333
693 WIRE PRODUCTS NON ELECTP	10 529	5 839	2 030	233 RUBBER, SYNTHETIC RECLAIMD	65 876	16 277	5 547
694 STL, COPPR NAILS, NUTS ETC	2 328	2 274	769	247 OTH WOOD ROUGH, SQUARED	19 016	432	136
695 TOOLS	6 184	23 754	8 146	248 WOOD SHAPED	2 343 091	155 299	54 430
696 CUTLERY	867	3 441	1 149	251 PULP AND WASTE PAPER	510 422	44 761	15 421
697 BASE MTL HOUSEHOLD EQUIP	2 289	4 220	1 483	261 SILK	2 320	4 290	1 468
699 OTHER METAL MANUFACTURES	13 823	17 204	5 865	263 COTTON	199 325	85 832	28 459
700 INDUSTRIAL PLANT, CHAP 84	32 553	140 503	46 173	267 OTHER MAN-MADE FIBRES	72 040	8 335	2 873
703 INDUSTRIAL PLANT, CHAP 85	3 597	24 242	8 716	268 WOOL (EXC TOPS), ANML HAIR	8 036	3 603	1 301
711 STEAM BOILERS & AUX PLNT	39 575	25 734	8 609	271 FERTILIZERS, CRUDE			
712 STEAM ENGINES, TURBINES	624	7 082	2 437	273 STONE, SAND AND GRAVEL	29 485	629	225
713 INTRNL COMBUS PISTN ENGN	33 317	57 961	34 073	274 SULPHUR ETC	149 602	2 291	423
714 ENGINES & MOTORS NES	306	3 103	997	278 OTHER CRUDE MINERALS	268 197	9 409	3 173
716 ROTATING ELECTRIC PLANT	15 003	38 499	13 369	282 IRON AND STEEL SCRAP	818 124	13 850	4 755
718 OTH POWER GENERATG MACHY	1 363	4 098	1 480	287 BASE METAL ORES, CONC NES	457	620	220
721 AGRIC MACHY, EXC TRACTORS	6 283	5 888	1 995	288 NONFER METAL SCRAP NES	489 518	45 834	16 092
722 TRACTORS NON-ROAD	26 693	36 434	13 275	289 PREC METAL ORE, WASTE NES	34	661	215
723 CIVIL ENGINEER EQUIP ETC	133 636	119 159	41 189	291 CRUDE ANIMAL MTRIALS NES	76 017	8 224	2 878
724 TEXTILE, LEATHER MACHNRY	113 640	270 313	93 784	292 CRUDE VEG MATERIALS NES	2 848	1 017	337
725 PAPER ETC MILL MACHINERY	35 451	37 280	13 268	322 COAL, LIGNITE, PEAT	5 673 450	64 490	22 058
726 PRINTG BKBDNG MACHY, PTS	6 630	17 153	5 975	333 CRUDE PETROLEUM	38 859 166	2 286 808	781 645
727 FOOD MACHY NON-DOMESTIC	2 559	10 755	3 604	334 PETROLEUM PRODUCTS, REFIN	63 886 556	4 163 184	421 957
728 OTH MACHY FOR SPCL INDUS	45 359	101 570	35 365	335 RESIDUAL PETRLM PROD NES	1 915 756	107 262	36 122
736 MACHINE TOOLS FOR METAL	56 925	73 072	25 428	411 ANIMAL OILS AND FATS	13 373	1 247	406
737 METALWORKING MACHNRY NES	8 633	10 332	3 559	423 FIXED VEG OILS, SOFT	49 764	10 585	3 431
741 HEATING, COOLING EQUIPMNT	37 024	85 812	28 803	431 PROCESD ANML VEG OIL, ETC	1 973	1 084	354
742 PUMPS FOR LIQUIDS ETC	5 465	23 491	8 033	511 HYDROCARBONS NES, DERIVS	366 401	50 350	17 246
743 PUMPS NES, CENTRIFUGES ETC	10 784	38 714	13 058	512 ALCOHOLS PHENOLS, ETC	1 118 078	52 962	16 546
744 MECHANICAL HANDLING EQU	47 662	43 796	15 732	513 ORGANIC ACIDS, ETC	56 638	7 995	2 717
745 NONELEC MACHY, TOOLS NES	11 105	45 872	16 184	514 NITROGEN-FUNCTN COMPOUNDS	1 121	1 145	379
749 NONELEC MACH PTS, ACC NES	32 698	88 133	30 305	515 ORG-INORG COMPOUNDS ETC	1 852	2 044	683
751 OFFICE MACHINES	1 349	13 496	4 868	522 INORG ELEMNTS, OXIDES, ETC	412 710	14 485	5 043
752 AUTOMATIC DATA PROC EQUIP	1 379	27 416	9 739	523 OTHR INORGANIC CHEMICALS	143 293	14 875	5 145
759 OFFICE & ADP MCH PTS, ACC	267	4 127	1 417	524 RADIOACTIVE ETC MATERIAL	1 692	275 701	94 636
761 TELEVISION RECEIVERS	6 844	25 555	9 048	541 MEDICINAL ETC PRODUCTS	1 178	8 455	2 801
762 RADIO BROADCAST RECEIVRS	1 326	7 366	2 529	551 ESSENTIAL OIL, PERFUME, ETC	133	1 113	371
763 SOUND RECORDRS PHONOGRPH	874	9 298	3 169	553 PERFUMERY, COSMETICS, ETC	4	151	57
764 TELECOM EQPT, PTS ACC NES	18 198	196 717	68 096	562 FERTILIZERS MANUFACTURED	100 588	4 669	1 754
771 ELECTRIC POWER MACHY NES	4 958	18 309	6 279	568 PROD OF CONDENSATION ETC	1 732	388	125
772 SWITCHGEAR ETC & PTS NES	14 761	84 727	29 185	583 PROD OF POLYMERIZING ETC	378 068	51 009	17 609
773 ELECTR DISTRIBUTING MACH	26 434	28 524	9 334	592 STARCH, INULIN, GLUTEN ETC	3 932	1 557	572
774 ELECTRO-MEDCL, XRAY EQUIP	574	7 140	2 443	598 MISC CHEMICAL PRODS NES	71 304	1 590	558
775 HOUSEHOLD TYPE EQUIP NES	19 013	27 447	9 655	613 FUR SKINS TANNED, DRESSED	135	4 400	1 522
776 TRANSISTORS, VALVES, ETC	40 787	80 968	28 069	621 MATERIALS OF RUBBER	6 524	764	258
778 ELECTRICAL MACHINERY NES	30 293	64 151	21 887	625 RUBBER TYRES TUBES	795	287	102
781 PASS MOTOR VEH EXC BUSES	47 941	92 160	31 108	634 VENEERS, PLYWOOD ETC	180 891	17 616	5 757
782 LORRIES, SPCL MTR VEH NES	62 935	65 358	22 810	635 WOOD MANUFACTURES NES	6 911	1 093	384
783 ROAD MOTOR VEHICLES NES	41 470	48 010	17 264	641 PAPER AND PAPERBOARD	322 066	25 297	8 675
784 MOTOR VEHCL PTS, ACC NES	80 322	182 035	62 459	642 ARTICLES OF PAPER ETC	306	522	175
785 MOTOR & OTHER CYCLES ETC	1 173	1 140	380	653 WOVN MAN-MADE FIB FABRIC	782	319	119
786 VEH NES NONMOTR, TRAILERS	11 460	10 508	3 574	654 OTH WOVN TEXTILE FABRIC	19	123	42
791 RAILWAY VEHICLES	17 893	35 914	13 396	658 TEXTILE ARTICLES NES	1 740	931	320
792 AIRCRAFT	266	20 472	7 002	659 FLOOR COVERINGS ETC	3 601	39 047	13 643
793 SHIPS AND BOATS	106 901	3 010	1 113	663 OTH NONMETAL MINERAL MFS	17	353	118
801 INDUSTRIAL PLANT, CHAP 90	58	2 698	998	664 GLASS	89 742	4 237	1 455
812 PLUMBG, HEATNG, LGHTNG EQU	636	2 740	928	665 GLASSWARE	2 425	1 142	381
821 FURNITURE	3 397	3 776	1 281	666 POTTERY	1 293	467	156
831 TRAVEL GOODS, HANDBAGS	24	175	57	667 PEARL, PREC., SEMI-P STONE	184	95 802	32 381
842 MENS OUTERWEAR NOT KNIT	24	200	64	671 PIG IRON ETC	416 549	33 300	11 435
843 WOMENS OUTERWEAR NONKNIT	53	256	81	672 IRON, STL PRIMARY FORMS	163 013	9 430	3 706
845 OUTERWEAR KNIT NONELASTC	12	216	72	673 IRON AND STEEL SHAPES	13 811	1 004	355
846 UNDERWEAR KNITTED	80	320	103	674 IRN STL UNIV, PLATE, SHEET	175 045	12 286	4 469
847 TXTL CLTHNG ACCESSRYS NES	216	930	316	677 IRN, STL WIRE EXCL W ROD	12 734	956	344
848 HEADGEAR, NONTXLT CLOTHING	592	3 197	1 101	678 IRON, STL TUBES, PIPES ETC	88 549	6 990	2 511
851 FOOTWEAR	402	1 105	364	679 IRN STL CASTINGS UNWORKE	10 098	728	253
871 OPTICAL INSTRUMENTS	113	4 779	1 584	681 SILVER PLATINUM, ETC	82	106 855	35 781
872 MEDICAL INSTRUMENTS NES	1 723	19 837	6 934	682 COPPER EXC CEMENT COPPER	108 328	43 765	14 849
873 METERS & COUNTERS NES	541	3 039	1 015	683 NICKEL	116 632	165 024	56 289
874 MEASURNG, CONTROLNG INSTR	4 889	68 098	23 814	684 ALUMINIUM	26 975	10 240	3 417
881 PHOTO APPAR & EQUIPT NES	1 654	10 092	3 575	687 TIN	144	577	192
882 PHOTO, CINEMA SUPPLIES	7 470	17 209	5 880	689 NON-FER BASE METALS NES	4 413	7 430	2 441
883 DEVELOPED CINEMA FILM	2	82	30	694 STL, COPPR NAILS, NUTS, ETC	475	110	37
884 OPTICAL GOODS NES	99	2 904	986	695 TOOLS	2 666	1 502	528
885 WATCHES AND CLOCKS	1 347	16 475	5 691	699 OTHER METAL MANUFACTURES	4 855	1 907	656
892 PRINTED MATTER	5 655	9 616	3 306	713 INTRNL COMBUS PISTN ENGN	321	295	97
893 ARTICLES OF PLASTIC NES	9 368	11 264	3 899				

7 IMPORTS AND EXPORTS (SPECIAL TRADE) BY COUNTRIES OF PRODUCTION AND CONSUMPTION AND BY GROUPS OF THE SITC-REV. II 1985

GROUP DESCRIPTION	DT * 100 KG	1 000 DM	1 000 \$	GROUP DESCRIPTION	DT * 100 KG	1 000 DM	1 000 \$
716 ROTATING ELECTRIC PLANT	3 322	2 739	991	621 MATERIALS OF RUBBER	8 714	10 010	3 591
722 TRACTORS NON-ROAD	1 313	401	140	625 RUBBER TYRES, TUBES	763	657	216
723 CIVIL ENGINEER EQUIP ETC	2 037	3 681	1 255	628 RUBBER ARTICLES NES	20 252	28 372	9 830
724 TEXTILE, LEATHER MACHNRY	1 051	1 033	342	634 VENEERS, PLYWOOD, ETC	10 169	4 287	1 415
726 PRINTG, BKBINDG MACHY, PTS	451	425	138	635 WOOD MANUFACTURES NES	734	689	247
727 FOOD MACHY NON-DOMESTIC	54	162	57	641 PAPER AND PAPERBOARD	435 397	136 856	46 624
728 OTH MACHY FOR SPCL INDUS	23 145	6 784	2 299	642 ARTICLES OF PAPER ETC	123 981	41 170	14 498
736 MACHINE TOOLS FOR METAL	24 916	15 804	5 422	651 TEXTILE YARN AND THREAD	172 781	198 937	68 008
737 METALWORKING MACHNRY NES	1 409	314	104	652 COTTON FABRICS, WOVEN	6 349	15 893	5 554
743 PUMPS NES, CENTRIFUGES ETC	375	151	48	653 WOVN MAN-MADE FIB FABRIC	23 031	54 279	18 322
744 MECHANICAL HANDLING EQU	2 463	1 021	360	654 OTH WOVEN TEXTILE FABRIC	237	163	58
745 NONELEC MACHY, TOOLS NES	170	98	33	655 KNIT ETC FABRICS	8 367	23 053	7 669
749 NONELEC MACH PTS, ACC NES	7 792	6 658	2 277	656 LACE, RIBBONS, TULLE, ETC	40	259	93
751 OFFICE MACHINES	40	227	80	657 SPECIAL TEXTILE ETC PROD	34 270	35 458	11 917
752 AUTOMATIC DATA PROC EQUIP	6	215	69	658 TEXTILE ARTICLES NES	121	508	175
761 TELEVISION RECEIVERS	766	1 008	353	659 FLOOR COVERINGS ETC	439	1 181	401
762 RADIO BROADCAST RECEIVRS	788	709	260	661 CEMENT ETC BUILDING PROD	928	174	59
764 TELECOM EQPT, PTS, ACC NES	7	160	49	662 CLAY, REFRACTORY BLDG PRD	46 311	20 131	7 519
772 SWITCHGEAR ETC & PTS NES	262	262	85	663 OTH NONMETAL MINERAL MFS	44 142	32 534	11 185
775 HOUSEHOLD TYPE EQUIP NES	17 566	5 122	1 765	664 GLASS	1 431	1 234	418
776 TRANSISTORS, VALVES, ETC	247	724	250	665 GLASSWARE	382	732	262
778 ELECTRICAL MACHINERY NES	9 655	3 026	1 036	667 PEARL, PREC., SEMI-P STONE		18 440	7 334
781 PASS MOTOR VEH EXC BUSES	90 391	44 405	15 108	671 PIG IRON ETC	3 778	6 649	2 284
782 LORRIES, SPCL MTR VEH NES	463	877	331	672 IRON, STL PRIMARY FORMS	738 904	63 062	21 328
784 MOTOR VEHCL PTS ACC NES	5 791	2 993	1 057	673 IRON AND STEEL SHAPES	549 816	60 564	19 890
785 MOTOR & OTHER CYCLES ETC	203	224	72	674 IRN, STL UNIV, PLATE SHEET	10 080 541	935 534	316 276
793 SHIPS AND BOATS	475 695	13 981	4 786	675 IRON, STEEL HOOP, STRIP	1 565 327	245 973	82 025
812 PLUMB, HEATNG, LGHTNG EQU	387	106	34	677 IRN, STL WIRE EXCL W ROD	18 055	5 108	1 728
821 FURNITURE	74 710	20 408	7 109	678 IRON, STL TUBES, PIPES, ETC	15 090 297	1 656 048	567 668
851 FOOTWEAR	2 164	2 753	918	679 IRN, STL CASTINGS UNWORKE	33 506	8 011	2 697
871 OPTICAL INSTRUMENTS	898	2 718	933	681 SILVER, PLATINUM, ETC	47	2 882	918
872 MEDICAL INSTRUMENTS NES	7	145	46	682 COPPER EXC CEMENT COPPER	35 553	58 564	19 918
874 MEASURING, CONTROLLING INSTR	299	2 226	789	683 NICKEL	1	103	37
883 DEVELOPED CINEMA FILM	4	105	35	684 ALUMINIUM	11 509	9 093	3 117
885 WATCHES AND CLOCKS	91	867	318	685 LEAD	6 795	769	296
892 PRINTED MATTER	2 744	1 016	350	689 NON-FER BASE METALS NES	1 409	8 363	2 662
894 TOYS, SPORTING GOODS ETC	1 741	3 072	1 076	691 STRUCTURES AND PARTS NES	22 524	19 099	6 466
896 WORKS OF ART ETC	73	3 289	1 107	692 METAL TANKS, BOXES, ETC	3 254	3 328	1 168
898 MUSICAL INSTRUMENTS, PTS	228	165	56	693 WIRE PRODUCTS NON ELECTR	12 915	9 370	3 150
899 OTHER MANUFACTURED GOODS	211	809	281	694 STL, COPPR NAILS NUTS, ETC	367	720	258
951 WAR FIREARMS, AMMUNITION	13	137	45	695 TOOLS	5 101	40 062	13 911
971 GOLD, NON MONETARY NES	56	167 337	59 973	696 CUTLERY	31	814	273
972 GOLD COIN		615	219	697 BASE MTL HOUSEHOLD EQUIP	235	461	157
EXPORTS	42 266 468	10 527 223	3 602 641	699 OTHER METAL MANUFACTURES	70 290	33 160	11 408
001 LIVE ANIMALS	25 585	13 640	4 788	700 INDUSTRIAL PLANT, CHAP 84	227 273	676 806	227 729
011 MEAT FRESH, CHILLD, FROZEN	50 793	19 638	7 744	703 INDUSTRIAL PLANT, CHAP 85	19 336	124 334	41 315
023 BUTTER	8 166	4 181	1 367	711 STEAM BOILERS & AUX PLNT	162	387	140
041 WHEAT ETC UNMILLED	1 112 576	33 017	12 527	712 STEAM ENGINES, TURBINES	138	1 456	474
043 BARLEY UNMILLED	3 782 470	124 103	41 493	713 INTRNL COMBUS PISTN ENGN	8 684	33 665	10 926
045 CEREALS NES UNMILLED	2 194	216	68	714 ENGINES & MOTORS NES	3 347	125 680	40 056
048 CEREAL ETC PREPARATIONS	26 658	1 501	493	716 ROTATING ELECTRIC PLANT	4 040	15 545	5 364
054 VEG ETC FRSH SPLY PRSDV	2 510	1 717	661	718 OTH POWER GENERATG MACHY	841	3 375	1 171
056 VEGTBLES ETC PRSDV PREPD	397	164	52	721 AGRIC MACHY, EXC TRACTORS	10 265	8 836	3 002
058 FRUIT PRESERVED PREPARED	1 724	1 710	603	722 TRACTORS NON-ROAD	177	341	124
071 COFFEE AND SUBSTITUTES	15 943	25 805	8 385	723 CIVIL ENGINEER EQUIP ETC	82 971	85 198	29 225
081 FEEDING STUFF FOR ANMLS	2 060 638	97 381	37 924	724 TEXTILE, LEATHER MACHNRY	33 168	183 808	62 803
098 EDIBLE PRODUCTS, PREPS NES	383	1 372	505	725 PAPER ETC MILL MACHINERY	5 104	24 939	8 220
111 NON-ALCOHL BEVERAGES NES	3 410	396	133	726 PRINTG, BKBINDG MACHY, PTS	9 830	62 183	21 778
112 ALCOHOLIC BEVERAGES	6 991	1 231	397	727 FOOD MACHY NON-DOMESTIC	9 614	35 482	11 921
122 TOBACCO MFRS	534	1 710	645	728 OTH MACHY FOR SPCL INDUS	82 621	396 893	136 051
233 RUBBER, SYNTHETIC, RECLAIMD	56 728	34 653	11 503	736 MACHINE TOOLS FOR METAL	107 166	569 666	194 501
247 OTH WOOD ROUGH, SQUARED	400	118	36	737 METALWORKING MACHNRY NES	32 301	41 532	14 907
248 WOOD SHAPED	2 290	928	314	741 HEATING, COOLING EQUIPMNT	55 675	197 306	69 793
251 PULP AND WASTE PAPER	550	143	51	742 PUMPS FOR LIQUIDS ETC	22 021	79 691	27 012
266 SYNTHETIC FIBRE TO SPIN	136 589	77 408	26 882	743 PUMPS NES, CENTRIFUGES ETC	12 126	66 882	23 380
267 OTHER MAN-MADE FIBRES	38 934	14 591	4 765	744 MECHANICAL HANDLING EQU	50 821	96 327	33 731
278 OTHER CRUDE MINERALS	6 429	1 741	558	745 NONELEC MACHY, TOOLS NES	24 404	156 885	53 469
287 BASE METAL ORES CONC NES	5 087	6 197	2 004	749 NONELEC MACH PTS, ACC NES	40 845	162 257	58 361
288 NONFER METAL SCRAP NES	162	107	35	751 OFFICE & ADP MCH PTS, ACC	910	5 936	2 105
292 CRUDE VEG MATERIALS NES	3 623	5 229	1 822	752 AUTOMATIC DATA PROC EQUIP	568	35 059	12 231
334 PETROLEUM PRODUCTS, REFIN	221 410	37 529	12 231	759 OFFICE & ADP MCH PTS, ACC	490	19 379	6 509
335 RESIDUAL PETRLM PROD NES	515 982	32 425	11 181	761 TELEVISION RECEIVERS	327	3 729	1 326
423 FIXED VEG OILS, SOFT	70 015	19 294	6 268	762 RADIO BROADCAST RECEIVRS	337	2 753	926
424 FIXED VEG OIL NONSOFT	8 000	1 538	585	763 SOUND RECORDERS, PHONOGRPH	361	10 440	3 645
431 PROCESD ANML VEG OIL, ETC	46 250	9 274	3 082	764 TELECOM EQPT, PTS, ACC NES	838	12 128	4 243
511 HYDROCARBONS NES, DERIVS	353 825	37 398	12 370	771 ELECTRIC POWER MACHY NES	532	5 490	1 983
512 ALCOHOLS PHENOLS, ETC	265 829	62 301	20 742	772 SWITCHGEAR ETC & PTS NES	4 544	83 195	29 062
513 ORGANIC ACIDS, ETC	193 904	57 240	19 135	773 ELECTR DISTRIBUTING MACH	27 054	17 496	6 087
514 NITROGEN-FUNCTN COMPOUNDS	246 632	150 682	50 691	774 ELECTRO-MEDCL, XRAY EQUIP	2 621	64 434	23 176
515 ORG-INORG COMPOUNDS ETC	46 670	39 441	12 952	775 HOUSEHOLD TYPE EQUIP NES	1 375	4 900	1 740
516 OTHER ORGANIC CHEMICALS	43 092	20 313	6 762	776 TRANSISTORS VALVES, ETC	465	7 058	2 483
522 INORG ELEMNTS, OXIDES, ETC	463 383	67 739	23 169	778 ELECTRICAL MACHINERY NES	84 344	101 387	35 291
523 OTHR INORGANIC CHEMICALS	65 177	12 684	4 310	781 PASS MOTOR VEH EXC BUSES	3 326	7 067	2 363
524 RADIOACTIVE ETC MATERIAL	1 439	21 619	6 703	782 LORRIES, SPCL MTR VEH NES	10 702	16 209	5 646
531 SYNT DYE, NAT INDGO LAKES	26 522	45 467	15 023	783 ROAD MOTOR VEHICLES NES	1 615	2 995	972
532 DYES NES TANNING PRODS	7 283	1 955	630	784 MOTOR VEHCL PTS, ACC NES	34 057	120 525	41 541
533 PIGMENTS, PAINTS, ETC	123 174	71 481	24 405	786 VEH NES NONMOTR, TRAILERS	26 214	12 675	4 348
541 MEDICINAL ETC PRODUCTS	1 805	9 427	3 216	791 RAILWAY VEHICLES	60 167	11 186	3 576
551 ESSENTIAL OIL, PERFUME, ETC	1 257	10 305	3 613	792 AIRCRAFT	2	86	33
553 PERFUMERY, COSMETICS ETC	6 602	3 530	1 169	793 SHIPS AND BOATS	17 662	26 832	9 484
554 SOAPS, CLEANING ETC PREPS	232 239	76 032	25 454	801 INDUSTRIAL PLANT, CHAP 90	4 432	26 495	8 267
562 FERTILIZERS MANUFACTURED	566	120	43	812 PLUMB, HEATNG, LGHTNG EQU	372	1 152	402
582 PROD OF CONDENSATION ETC	307 782	184 297	62 031	821 FURNITURE	4 593	8 579	3 094
583 PROD OF POLYMERIZING ETC	465 930	149 446	50 710	831 TRAVEL GOODS, HANDBAGS	546	518	171
584 CELLULOSE DERIVATIVES ETC	125 093	46 819	16 014	842 MENS OUTERWEAR NOT KNIT	694	4 133	1 398
585 PLASTIC MATERIALS NES	25 459	9 978	3 410	843 WOMENS OUTERWEAR NONKNIT	2 779	47 024	16 044
591 PESTICIDES, DISINFECTANTS	150 139	365 965	127 602	844 UNDERWEAR KNITTED	132	1 781	583
592 STARCH, INULIN, GLUTEN, ETC	38 788	14 079	4 803	846 THTL CLTHNG ACCESSRYS NES	19	316	103
598 MISC CHEMICAL PRODS NES	267 751	121 611	41 506	848 HEADGEAR, NONHTXL CLOTHNG	118	2 333	823
605 INDUSTRIAL PLANT, CHAP 75	36 294	49 083	15 971	851 FOOTWEAR	34 527	177 564	64 000
607 INDUSTRIAL PLANT, CHAP 82	17	555	169	871 OPTICAL INSTRUMENTS	600	29 320	10 258
611 LEATHER	175	1 031	360	872 MEDICAL INSTRUMENTS NES	990	25 339	8 812
612 LEATHER ETC MANUFACTURES	2 567	4 588	1 578	873 METERS & COUNTERS NES	44	930	318
				874 MEASURING, CONTROLLING INSTR	13 916	215 394	74 817

7 IMPORTS AND EXPORTS (SPECIAL TRADE) BY COUNTRIES OF PRODUCTION AND CONSUMPTION AND BY GROUPS OF THE SITC-REV. II 1985

GROUP DESCRIPTION	DT * 100 KG	1 000 DM	1 000 \$	GROUP DESCRIPTION	DT * 100 KG	1 000 DM	1 000 \$
881 PHOTO APPAR & EQUIP NES	1 315	22 127	7 767	657 SPECIAL TEXTILE ETC PROD	788	1 123	397
882 PHOTO, CINEMA SUPPLIES	5 178	12 625	4 292	658 TEXTILE ARTICLES NES	4 934	6 685	2 273
883 DEVELOPED CINEMA FILM	6	200	77	659 FLOOR COVERINGS ETC	2 419	643	219
884 OPTICAL GOODS NES	47	2 687	911	661 CEMENT ETC BUILDING PROD	1 805 448	14 090	4 905
885 WATCHES AND CLOCKS	19	310	107	662 CLAY, REFRACTORY BLDG PRD	4 311	430	157
892 PRINTED MATTER	10 973	25 654	8 867	663 OTH NONMETAL MINERAL MFS	60 205	3 842	1 320
893 ARTICLES OF PLASTIC NES	68 108	42 409	14 872	664 GLASS	134 587	4 563	1 618
894 TOYS, SPORTING GOODS, ETC	959	3 612	1 191	665 GLASSWARE	79 211	9 219	3 132
895 OFFICE SUPPLIES NES	5 188	11 087	4 061	666 POTTERY	1 375	623	213
896 WORKS OF ART ETC	4	221	74	671 PIG IRON ETC	7 372	1 145	406
897 GOLD, SILVER WARE, JEWELRY		208	70	672 IRON, STL PRIMARY FORMS	114 263	5 924	2 069
898 MUSICAL INSTRUMENTS, PTS	1 782	12 230	4 240	673 IRON AND STEEL SHAPES	1 445 193	103 277	35 604
899 OTHER MANUFACTURED GOODS	282	1 791	612	674 IRN, STL UNIV, PLATE, SHEET	396 007	31 903	11 018
				675 IRON, STEEL HOOP, STRIP	24 377	1 760	598
POLAND				676 RAILWAY RAILS ETC IRN, STL	36 111	2 333	810
IMPORTS	49 986 859	3 080 387	1 059 456	677 IRN, STL WIRE EXCL W ROD	18 901	2 078	687
001 LIVE ANIMALS	140 093	45 283	15 099	678 IRON, STL TUBES, PIPES, ETC	60 116	10 035	3 483
011 MEAT FRESH, CHILLD, FROZEN	221 663	148 780	54 292	679 IRN, STL CASTINGS UNWORKE	33 107	3 203	1 092
014 MEAT PREPD, PRSVD, NES ETC	89 519	43 258	14 904	681 SILVER, PLATINUM, ETC	1 573	94 190	31 318
034 FISH FRESH, CHILLED, FROZN	99 188	33 864	12 146	682 COPPER EXC CEMENT COPPER	746 711	309 292	105 060
036 SHELL FISH FRESH, FROZEN	1 284	246	80	684 ALUMINIUM	5 393	2 091	728
037 FISH ETC PREPD PRSVD NES	416	150	47	686 ZINC	55 663	13 328	4 492
045 CEREALS NES UNMILLED	5 854	532	179	689 NON-FER BASE METALS NES	55	739	239
048 CEREAL ETC PREPARATIONS	15 281	1 791	609	691 STRUCTURES AND PARTS NES	96 546	11 631	3 938
054 VEG ETC FRSH, SMPLY PRSVD	696 749	79 276	27 156	692 METAL TANKS, BOXES, ETC	17 083	4 958	1 682
056 VEGTBLES ETC PRSVD, PREPD	68 566	7 102	2 383	693 WIRE PRODUCTS NON ELECTR	34 374	5 829	1 961
057 FRUIT, NUTS, FRESH, DRIED	225 863	22 110	7 547	694 STL, COPPR NAILS, NUTS ETC	91 304	12 441	4 302
058 FRUIT PRESERVED, PREPARED	594 124	101 669	34 929	695 TOOLS	16 703	10 771	3 678
061 SUGAR AND HONEY	646 886	20 110	6 863	697 BASE MTL HOUSEHOLD EQUIP	5 865	2 234	769
062 SUGAR PREPS NON-COCOA	1 938	662	233	699 OTHER METAL MANUFACTURES	85 697	14 000	4 844
072 COCOA	34 010	49 524	17 062	711 STEAM BOILERS & AUX PLNT	378	115	37
073 CHOCOLATE AND PRODUCTS	14 222	2 991	1 031	712 STEAM ENGINES, TURBINES	9	146	49
075 SPICES	7 480	3 166	1 084	713 INTRNL COMBUS PISTN ENGN	7 765	6 834	2 219
081 FEEDING STUFF FOR ANIMLS	487 366	13 760	4 737	714 ROTATING ELECTRIC PLANT	10 135	5 480	1 901
112 ALCOHOLIC BEVERAGES	9 291	3 936	1 343	718 OTH POWER GENERATG MACHY	372	1 162	56
121 TOBACCO UNMNFCTD, REFUSE	4 166	2 871	980	721 AGRIC MACHY, EXC TRACTORS	19 142	2 182	747
211 HIDES, SKINS, UNRESSED	28 627	815	280	722 TRACTORS NON-ROAD	806	233	73
212 FUR SKINS UNRESSED	365	12 164	3 941	723 CIVIL ENGINEER EQUIP ETC	2 510	1 937	699
222 SEEDS FOR 'SOFT' FIXED OIL	782 084	63 028	21 380	724 TEXTILE, LEATHER MACHNRY	4 591	2 134	724
223 SEEDS FOR OTH FIXED OILS	44 591	6 371	2 181	727 FOOD MACHRY NON-DOMESTIC	2 278	3 038	1 056
233 RUBBER, SYNTHETIC, RECLAIMD	75 305	10 293	3 485	728 OTH MACHY FOR SPCL INDUS	8 631	3 389	1 177
245 FUEL WOOD NES, CHARCOAL	69 577	3 531	1 176	736 MACHINE TOOLS FOR METAL	9 856	7 906	2 761
246 PULPWOOD, CHIPS, WOODWASTE	672 655	3 809	1 331	737 METALWORKING MACHNRY NES	8 116	2 988	1 036
247 OTH WOOD ROUGH, SQUARED	317 074	7 355	2 570	741 HEATING, COOLING EQUIPMNT	1 135	420	141
248 WOOD SHAPED	723 222	30 373	10 510	742 PUMPS FOR LIQUIDS ETC	773	263	90
251 PULP AND WASTE PAPER	94 822	8 711	2 914	743 PUMPS NES, CENTRIFUGES ETC	24 655	4 406	1 572
265 VEG FIBRE, EXCL COTN JUTE	2 260	248	81	744 MECHANICAL HANDLING EQU	6 854	1 689	581
266 SYNTHETIC FIBRE TO SPIN	4 183	882	313	745 NONELEC MACHY, TOOLS NES	704	593	207
267 OTHER MAN-MADE FIBRES	22 669	2 881	977	749 NONELEC MACH PTS, ACC NES	19 643	11 324	3 867
269 WASTE OF TEXTILE FABRICS	11 770	754	255	751 OFFICE MACHINES	106	160	53
273 STONE, SAND AND GRAVEL	1 987 947	1 252	446	752 AUTOMATIC DATA PROC EQUIP	30	200	66
274 SULPHUR ETC	442 128	12 009	4 033	761 TELEVISION RECEIVERS	128	181	58
278 OTHER CRUDE MINERALS	1 032 400	8 887	3 138	762 RADIO BROADCAST RECEIVRS	5 629	9 628	3 299
282 IRON AND STEEL SCRAP	67 772	1 818	651	763 SOUND RECORDRS, PHONOGRPH	4 284	4 510	1 549
287 BASE METAL ORES, CONC NES	658 007	53 856	19 611	764 TELECOM EQPT, PTS, ACC NES	3 599	3 265	1 135
288 NONFER METAL SCRAP NES	18 582	3 223	1 095	771 ELECTRIC POWER MACHY NES	408	227	76
289 PREC METAL ORE, WASTE NES	24	1 338	441	772 SWITCHGEAR ETC & PTS NES	1 098	4 439	1 503
291 CRUDE ANIMAL MTRIALS NES	57 153	26 373	9 063	773 ELECTR DISTRIBUTING MACH	92	290	102
292 CRUDE VEG MATERIALS NES	98 933	19 393	6 457	774 ELECTRO-MEDCL, XRAY EQUIP	9	258	100
322 COAL, LIGNITE, PEAT	27 917 366	419 057	144 515	775 HOUSEHOLD TYPE EQUIP NES	6 887	4 545	1 552
323 BRIQUETS, COKE, SEMI-COKE	48 508	1 328	470	776 TRANSISTORS, VALVES, ETC	11	224	81
334 PETROLEUM PRODUCTS, REFIN	1 324 638	89 303	30 257	778 ELECTRICAL MACHINERY NES	40 922	9 311	3 243
335 RESIDUAL PETRLM PROD NES	1 138 222	54 762	19 169	781 PASS MOTOR VEH EXC BUSES	9 972	6 043	2 101
411 ANIMAL OILS AND FATS	6 148	658	218	784 MOTOR VEHCL PTS, ACC NES	1 099	1 084	383
423 FIXED VEG OILS, SOFT	34 312	5 862	2 192	785 MOTOR & OTHER CYCLES ETC	4 105	2 184	739
424 FIXED VEG OIL NONSOFT	1 383	156	59	786 VEH NES NONMOTR, TRAILERS	15 476	2 987	1 015
431 PROCESD ANML VEG OIL, ETC	84 101	8 124	2 725	791 RAILWAY VEHICLES	1 000	105	35
511 HYDROCARBONS NES, DERIVS	252 198	27 107	9 298	793 SHIPS AND BOATS	629 518	110 468	37 650
512 ALCOHOLS, PHENOLS, ETC	1 425	540	194	812 PLUMB, HEATING, LGHTNG EQU	10 392	1 874	636
513 ORGANIC ACIDS, ETC	3 570	1 593	544	821 FURNITURE	264 459	81 098	27 741
514 NITROGEN-FUNCTN COMPOUNDS	19 128	4 596	1 587	831 TRAVEL GOODS, HANDBAGS	1 506	6 154	2 169
515 ORG-INORG COMPOUNDS ETC	6 040	4 068	1 418	842 MENS OUTERWEAR NOT KNIT	17 563	82 983	28 511
516 OTHER ORGANIC CHEMICALS	18 856	3 043	1 045	843 WOMENS OUTERWEAR NONKNIT	21 813	142 351	48 245
522 INORG ELEMNTS, OXIDES, ETC	189 252	14 945	5 192	844 UNDERWEAR NOT KNIT	11 313	49 744	17 006
523 OTHR INORGANIC CHEMICALS	240 956	9 360	3 248	845 UNDERWEAR KNIT NONELASTC	5 284	20 066	6 852
531 SYNT DYE, NAT INDGO, LAKES	571	706	248	846 UNDERWEAR KNITTED	6 790	15 602	5 383
533 PIGMENTS, PAINTS, ETC	429	159	54	847 TXTL CLTHNG ACCESSRYS NES	357	1 050	363
541 MEDICINAL ETC PRODUCTS	65	1 483	488	848 HEADGEAR, NONTXTL CLOTHNG	1 918	21 025	7 225
551 ESSENTL OIL, PERFUME, ETC	3 727	875	311	851 FOOTWEAR	26 393	58 632	20 228
554 SOAPS, CLEANING ETC PREPS	3 300	626	219	871 OPTICAL INSTRUMENTS	146	728	254
562 FERTILIZERS MANUFACTURED	436 142	13 237	4 617	872 MEDICAL INSTRUMENTS NES	234	2 288	791
572 EXPLOSIVES, PYROTECH PROD	6 901	1 026	357	873 METERS & COUNTERS NES	75	110	41
582 PROD OF CONDENSATION ETC	233 585	16 847	5 787	874 MEASURING CONTROLNG INSTR	2 405	7 005	2 406
583 PROD OF POLYMERIZING ETC	34 997	6 005	1 998	881 PHOTO APPAR & EQUIP NES	84	170	55
585 PLASTIC MATERIALS NES	170	132	47	884 OPTICAL GOODS NES	3	266	90
591 PESTICIDES, DISINFECTANTS	9 299	2 340	791	885 WATCHES AND CLOCKS	261	377	138
592 STARCH, INULIN, GLUTEN, ETC	51 350	16 645	5 704	892 PRINTED MATTER	790	598	214
598 MISC CHEMICAL PRODS NES	71 887	4 438	1 545	893 ARTICLES OF PLASTIC NES	852	605	210
611 LEATHER	879	476	167	894 TOYS, SPORTING GOODS, ETC	10 552	6 776	2 379
612 LEATHER ETC MANUFACTURES	454	1 850	670	896 WORKS OF ART ETC	43	777	268
613 FUR SKINS TANNED, DRESSED	23	367	125	897 GOLD, SILVER WARE, JEWELRY	4	778	262
621 MATERIALS OF RUBBER	13 528	2 656	906	898 MUSICAL INSTRUMENTS, PTS	500	1 097	385
625 RUBBER TYRES, TUBES	5 483	903	318	899 OTHER MANUFACTURED GOODS	20 288	6 985	2 414
628 RUBBER ARTICLES NES	375	297	102	941 ZOO ANIMALS, PETS	224	180	55
634 VENEERS PLYWOOD, ETC	85 008	5 263	1 817	961 COIN NONGOLD, NONCURRENT	5	924	180
635 WOOD MANUFACTURES NES	188 646	12 917	4 462	972 GOLD COIN	131	49	49
641 PAPER AND PAPERBOARD	220 512	19 691	6 670	EXPORTS	9 488 086	2 834 355	972 829
651 TEXTILE YARN AND THREAD	3 911	2 864	975	001 LIVE ANIMALS	931	508	190
652 COTTON FABRICS, WOVEN	3 957	4 780	1 641	011 MEAT FRESH, CHILLD, FROZEN	64 703	11 675	3 864
653 WOVN MAN-MADE FIB FABRIC	2 254	2 220	760	012 MEAT DRIED, SALTED, SMOKED	1 471	280	92
654 OTH WOVEN TEXTILE FABRIC	1 470	3 273	1 091	014 MEAT PREPD, PRSVD NES ETC	2 749	1 320	437
655 KNIT ETC FABRICS	998	1 157	398	022 MILK AND CREAM	18 303	1 233	418
656 LACE, RIBBONS, TULLE, ETC	443	536	185	024 CHEESE AND CURD	2 122	749	287

7 IMPORTS AND EXPORTS (SPECIAL TRADE) BY COUNTRIES OF PRODUCTION AND CONSUMPTION AND BY GROUPS OF THE SITC-REV. II 1985

GROUP DESCRIPTION	DT = 100 KG	1 000 DM	1 000 \$	GROUP DESCRIPTION	DT = 100 KG	1 000 DM	1 000 \$
034 FISH FRESH, CHILLED, FROZEN	174	180	60	684 ALUMINIUM	4 628	4 117	1 398
037 FISH ETC PREPARED PRESERVED NES	257	210	73	685 LEAD	5 369	867	262
041 WHEAT ETC UNMILLED	2 540 298	96 100	32 635	687 TIN	64	192	63
042 BARLEY UNMILLED	559 110	18 343	6 033	689 NON-FER BASE METALS NES	54	2 446	798
044 MAIZE UNMILLED	50	179	54	691 STRUCTURES AND PARTS NES	4 005	1 755	634
048 CEREAL ETC PREPARATIONS	43 848	12 963	4 570	692 METAL TANKS, BOXES, ETC	7 402	2 544	881
054 VEG ETC FRSH, SMPLY PRSVD	1 668	310	100	693 WIRE PRODUCTS NON ELECTR	30 579	16 225	5 635
057 FRUIT, NUTS, FRESH, DRIED	6 584	1 276	432	694 STL, COPPR NAILS, NUTS, ETC	3 735	3 295	1 150
058 FRUIT PRESERVED, PREPARED	6 736	1 449	495	695 TOOLS	2 389	18 476	6 391
061 SUGAR AND HONEY	2 992	631	217	696 CUTLERY	13	152	52
062 SUGAR PREPS NON-COCOA	770	426	152	697 BASE MTL HOUSEHOLD EQUIP	303	354	119
071 COFFEE AND SUBSTITUTES	13 026	12 549	4 414	699 OTHER METAL MANUFACTURES	14 626	14 924	5 116
072 COCOA	3 635	2 466	818	700 INDUSTRIAL PLANT, CHAP 84	15 078	32 297	10 461
073 CHOCOLATE AND PRODUCTS	8 406	7 908	2 742	703 INDUSTRIAL PLANT CHAP 85	569	1 152	387
074 TEA AND MATE	72	121	42	711 STEAM BOILERS & AUX PLNT	365	1 061	370
075 SPICES	1 967	1 523	511	712 STEAM ENGINES, TURBINES	64	2 579	893
081 FEEDING STUFF FOR ANIMALS	1 695 229	107 097	36 221	713 INTRNL COMBUS PISTN ENGN	2 640	13 172	4 483
091 MARGARINE AND SHORTENING	4 401	860	303	716 ROTATING ELECTRIC PLANT	2 449	8 045	2 750
098 EDIBLE PRODUCTS, PREPS NES	9 248	7 554	2 567	718 OTH POWER GENERATG MACHY	8 203	6 483	2 274
111 NON-ALCOHL BEVERAGES NES	8 946	1 161	391	721 AGRIC MACHY, EXC TRACTORS	5 323	4 203	1 504
112 ALCOHOLIC BEVERAGES	16 710	2 678	906	722 TRACTORS NON-ROAD	1 517	1 169	410
122 TOBACCO MFRS	1 026	3 126	1 064	723 CIVIL ENGINEERG EQUIP ETC	15 929	25 859	9 052
211 HIDES, SKINS, UNDRESSED	12 881	6 941	2 446	724 TEXTILE, LEATHER MACHNRY	16 949	78 337	26 716
222 SEEDS FOR SOFT/FIXED OIL	3 850	772	276	725 PAPER ETC MILL MACHINERY	2 100	7 171	2 527
232 NATURAL RUBBER, GUMS	260	80	32	726 PRINTG, BKBINDG MACHY PTS	3 012	15 489	5 378
233 RUBBER, SYNTHETIC RECLAIMED	24 321	7 777	2 674	727 FOOD MACHY NON-DOMESTIC	1 247	8 909	2 979
248 WOOD SHAPED	817	398	133	728 OTH MACHY FOR SPLCL INDUS	50 406	124 444	44 268
251 PULP AND WASTE PAPER	956	96	33	736 MACHINE TOOLS FOR METAL	13 580	74 021	25 577
263 COTTON	9 791	3 257	1 076	737 METALWORKING MACHNRY NES	5 300	22 015	7 695
266 SYNTHETIC FIBRE TO SPIN	15 481	7 140	2 395	741 HEATING, COOLING EQUIPMNT	7 884	26 100	8 905
267 OTHER MAN-MADE FIBRES	2 448	930	291	742 PUMPS FOR LIQUIDS ETC	2 237	15 334	5 336
268 WOOL(EXC TOPS), ANML HAIR	167	158	56	743 PUMPS NES, CENTRIFUGES ETC	5 078	24 751	8 475
269 WASTE OF TEXTILE FABRICS	3 541	1 112	407	744 MECHANICAL HANDLING EQU	23 112	43 402	14 808
273 STONE, SAND AND GRAVEL	30 635	685	234	745 NONELEC MACHY, TOOLS NES	8 562	38 345	13 307
277 NATURAL ABRASIVES NES		190	60	749 NONELEC MACH PTS, ACC NES	28 995	69 966	24 068
278 OTHER CRUDE MINERALS	39 117	1 735	580	751 OFFICE MACHINES	213	2 281	764
287 BASE METAL ORES, CONC NES	12 391	1 176	389	752 AUTOMTIC DATA PROC EQUIP	173	5 026	1 750
291 CRUDE ANIMAL MTRIALS NES	8	93	33	759 OFFICE & ADP MCH PTS, ACC	405	2 886	992
292 CRUDE VEG MATERIALS NES	6 149	4 624	1 517	761 TELEVISION RECEIVERS	762	3 040	1 075
334 PETROLEUM PRODUCTS, REFIN	93 248	25 467	8 632	762 RADIO BROADCAST RECEIVRS	57	465	159
335 RESIDUAL PETRLM PROD NES	142 552	12 451	4 579	763 SOUND RECORDRS, PHONOGRPH	184	4 411	1 539
411 ANIMAL OILS AND FATS	696	250	84	764 TELECOM EQPT, PTS, ACC NES	506	6 125	2 111
423 FIXED VEG OILS, SOFT	102 359	17 590	6 202	771 ELECTRIC POWER MACHY NES	371	1 877	646
424 FIXED VEG OIL NONSOFT	120 348	22 347	7 828	772 SWITCHGEAR ETC & PTS NES	1 934	18 898	6 416
431 PROCESD ANML VEG OIL, ETC	212 970	31 929	11 095	773 ELECTR DISTRIBUTING MACH	40 895	22 857	7 805
511 HYDROCARBONS NES, DERIVS	50 213	10 256	3 436	774 ELECTRO-MEDCL, XRAY EQUIP	407	16 322	5 594
512 ALCOHOLS, PHENOLS, ETC	162 551	41 665	14 268	775 HOUSEHOLD TYPE EQUIP NES	2 118	6 182	2 119
513 ORGANIC ACIDS, ETC	62 887	20 984	7 131	776 TRANSISTORS, VALVES, ETC	34	4 464	1 504
514 NITROGEN-FUNCTN COMPOUNDS	37 257	25 966	8 782	778 ELECTRICAL MACHINERY NES	18 895	28 677	9 858
515 ORG-INORG COMPOUNDS ETC	29 354	43 555	14 721	781 PASS MOTOR VEH EXC BUSES	75 529	95 685	32 437
516 OTHER ORGANIC CHEMICALS	60 295	17 069	5 790	782 LORRIES, SPLCL MTR VEH NES	27 594	17 342	6 172
522 INORG ELEMNTS, OXIDES ETC	284 186	17 403	5 937	783 ROAD MOTOR VEHICLES NES	3 153	5 654	1 821
523 OTHR INORGANIC CHEMICALS	26 290	5 740	1 935	784 MOTOR VEHCL PTS, ACC NES	20 463	25 366	8 813
524 RADIOACTIVE ETC MATERIAL	30	816	286	785 MOTOR & OTHER CYCLES ETC	395	509	166
531 SYNT DYE, NAT INDOGO, LAKES	6 945	19 290	6 589	786 VEH NES NONMOTR, TRAILERS	2 005	1 651	564
532 DYES NES, TANNING PRODS	8 009	1 984	682	791 RAILWAY VEHICLES	528	1 817	682
533 PIGMENTS, PAINTS, ETC	41 869	28 787	9 775	793 SHIPS AND BOATS	130	250	84
541 MEDICINAL ETC PRODUCTS	16 543	119 671	41 085	812 PLUMBNG, HEATING LGHTNG EQU	1 946	3 375	1 141
551 ESSENTIAL OIL, PERFUME, ETC	1 072	3 479	1 212	821 FURNITURE	1 342	1 048	362
553 PERFUMERY, COSMETICS, ETC	8 570	7 440	2 585	842 MENS OUTERWEAR NOT KNIT	3 119	10 514	3 634
554 SOAPS, CLEANING ETC PREPS	139 327	29 398	10 020	843 WOMENS OUTERWEAR NONKNIT	902	4 448	1 520
562 FERTILIZERS MANUFACTURED	333 850	13 703	4 681	844 UNDERWEAR NOT KNIT	586	1 430	4 474
582 PROD OF CONDENSATION ETC	64 421	41 397	14 094	845 OUTERWEAR KNIT NONELASTC	417	2 581	902
583 PROD OF POLYMERIZING ETC	192 618	56 879	19 352	846 UNDERWEAR KNITTED	488	1 572	537
584 CELLULOSE DERIVATIVES ETC	12 943	4 991	1 736	847 TATL CLTHNG ACCESSRYS NES	887	3 743	1 307
585 PLASTIC MATERIALS NES	3 712	1 137	385	848 HEADGEAR, NONTATL CLOTHNG	743	6 351	2 192
591 PESTICIDES, DISINFECTANTS	12 852	26 349	8 308	851 FOOTWEAR	98	411	143
592 STARCH, INULIN, GLUTEN, ETC	12 230	2 817	927	871 OPTICAL INSTRUMENTS	108	1 231	413
598 MISC CHEMICAL PRODS NES	151 337	58 642	20 275	872 MEDICAL INSTRUMENTS NES	1 749	25 146	8 869
605 INDUSTRIAL PLANT, CHAP 73	5 170	3 046	965	873 METERS & COUNTERS NES	106	1 434	474
611 LEATHER	1 663	11 730	4 002	874 MEASURING, CONTROLING INSTR	1 729	40 878	14 161
612 LEATHER ETC MANUFACTURES	7 311	6 713	2 274	881 PHOTO APPAR & EQUIPT NES	279	3 846	1 269
613 FUR SKINS TANNED, DRESSED	666	1 195	424	882 PHOTO, CINEMA SUPPLIES	1 422	3 914	1 331
621 MATERIALS OF RUBBER	7 126	7 241	2 461	884 OPTICAL GOODS NES	28	1 218	423
625 RUBBER TYRES TUBES	27 269	17 301	5 991	885 WATCHES AND CLOCKS	374	2 505	856
628 RUBBER ARTICLES NES	20 666	23 926	8 380	892 PRINTED MATTER	6 850	8 409	2 812
634 VENEERS, PLYWOOD, ETC	267	149	53	893 ARTICLES OF PLASTIC NES	9 789	8 585	2 944
635 WOOD MANUFACTURES NES	758	336	119	894 TOYS SPORTING GOODS ETC	1 200	2 401	856
641 PAPER AND PAPERBOARD	64 288	22 879	7 959	895 OFFICE SUPPLIES NES	633	2 494	863
642 ARTICLES OF PAPER ETC	12 819	4 229	1 444	896 WORKS OF ART ETC		115	38
651 TEXTILE YARN AND THREAD	26 920	36 163	12 282	897 GOLD SILVER WARE, JEWELRY	2	737	238
652 COTTON FABRICS WOVEN	17 752	54 991	18 848	898 MUSICAL INSTRUMENTS PTS	1 963	8 348	2 913
653 WOVN MAN-MADE FIB FABRIC	20 200	66 159	22 992	899 OTHER MANUFACTURED GOODS	1 317	10 875	3 655
654 OTH WOVEN TEXTILE FABRIC	12 014	44 859	15 278	971 GOLD NON MONETARY NES		1 289	416
655 KNIT ETC FABRICS	5 631	15 586	5 350				
656 LACE RIBBONS, TJLLE, ETC	393	2 070	695	CZECHOSLOVA			
657 SPECIAL TEXTILE ETC PROD	10 646	24 595	8 425				
658 TEXTILE ARTICLES NES	1 297	2 18	714	IMPORTS	59 683 222	2 505 449	858 524
659 FLOOF COVERINGS ETC	2 060	1 919	633				
662 CLAY, REFRACTORY BLDG PRO	48 312	7 326	2 482	001 LIVE ANIMALS	9 795	3 530	1 203
663 OTH NONMETAL MINERAL MFS	19 071	19 617	6 677	011 MEAT FRESH, CHILLED, FROZEN	86 918	69 246	23 479
664 GLASS	10 422	5 714	1 995	014 MEAT PREPD, PRSVD, NES ETC	13 149	6 750	2 319
665 GLASSWARE	1 918	1 647	564	025 EGGS BIRDS, FRESH PRSVD	38 101	6 274	2 143
667 PEARL PREC- SEMI-P STONE		130	46	034 FISH FRESH, CHILLED, FROZN	12 655	5 890	2 069
671 PIG IRON ETC	4 512	2 800	914	036 SHELL FISH FRESH, FROZEN	1 209	398	128
672 IRON, STL PRIMARY FORMS	5 752	517	204	043 BARLEY UNMILLED	1 594	206	64
673 IRON AND STEEL SHAPES	102 619	21 108	7 206	048 CEREAL ETC PREPARATIONS	181 489	10 049	3 267
674 IRN STL UNIV PLATE, SHEET	434 338	53 615	18 172	054 VEG ETC FRSH SMPLY PRSVD	210 959	20 303	7 274
675 IRON STEEL HOOP STRIP	81 830	15 262	5 367	056 VEGTBLES ETC PRSVD, PREPD	5 511	6 788	2 253
677 IRN STL WIRE EXCL W ROD	39 591	11 527	3 880	057 FRUIT, NUTS FRESH, DRIED	130 019	6 740	2 422
676 IRON STL TUBES PIPES, ETC	320 714	71 529	25 303	058 FRUIT PRESERVED, PREPARED	343 252	15 928	5 361
679 IRN STL CASTINGS UNWORKE	2 322	523	182	061 SUGAR AND HONEY	36 565	6 739	2 272
681 SILVER PLATINUM ETC	68	1 808	590	062 SUGAR PREPS NON-COCOA	3 846	900	313
682 COPPER EXC CEMENT COPPER	8 345	13 163	4 461	073 CHOCOLATE AND PRODUCTS	2 645	2 144	733
683 NICKEL	402	1 461	283	075 SPICES	619	219	81

7 IMPORTS AND EXPORTS (SPECIAL TRADE) BY COUNTRIES OF PRODUCTION AND CONSUMPTION AND BY GROUPS OF THE SITC-REV. II 1985

GROUP DESCRIPTION	DT * 100 KG	1 000 DM	1 000 \$	GROUP DESCRIPTION	DT * 100 KG	1 000 DM	1 000 \$
081 FEEDING STUFF FOR ANIMLS	11 299	2 064	731	726 PRINTG,BK BINDG MACHY,PTS	741	1 590	547
112 ALCOHOLIC BEVERAGES	169 965	11 538	3 970	728 OTH MACHY FOR SPCL INDUS	7 962	4 819	1 702
212 FUR SKINS UNDERESSED	116	8 225	2 659	736 MACHINE TOOLS FOR METAL	28 520	23 036	8 012
233 RUBBER, SYNTHETIC, RECLAIMD	68 875	11 612	3 961	737 METALWORKING MACHNRY NES	1 094	837	272
245 FUEL WOOD NES, CHARCOAL	37 922	2 203	771	741 HEATING, COOLING EQUIPMNT	3 328	1 541	534
246 PULPWOOD, CHIPS, WOODWASTE	4 669 920	31 338	10 894	742 PUMPS FOR LIQUIDS ETC	6 957	5 065	1 732
247 OTH WOOD ROUGH, SQUARED	978 224	20 152	7 112	743 PUMPS NES, CENTRIFUGES ETC	1 668	2 084	701
248 WOOD SHAPED	2 344 525	75 574	25 947	744 MECHANICAL HANDLING EQU	2 444	1 056	365
251 PULP AND WASTE PAPER	395 086	36 147	12 275	745 NONELEC MACHY, TOOLS NES	3 077	1 504	519
263 COTTON	6 061	610	200	749 NONELEC MACH PTS, ACC NES	34 408	37 639	12 689
266 SYNTHETIC FIBRE TO SPIN	27 155	7 102	2 387	751 OFFICE MACHINES	659	358	117
267 OTHER MAN-MADE FIBRES	7 190	1 362	487	752 AUTOMTIC DATA PROC EQUIP	3	141	49
268 WOOL (EXC TOPS), ANML HAIR	1 255	507	174	759 OFFICE & ADP MCH PTS, ACC	201	244	88
269 WASTE OF TEXTILE FABRICS	19 378	987	342	761 TELEVISION RECEIVERS	261	362	112
273 STONE, SAND AND GRAVEL	349 365	1 109	379	762 RADIO BROADCAST RECEIVRS	69	138	41
278 OTHER CRUDE MINERALS	2 820 079	49 143	16 881	763 SOUND RECORDRS, PHONOGRPH	739	589	209
282 IRON AND STEEL SCRAP	151 043	8 127	2 760	764 TELECOM EQPT, PTS, ACC NES	3 256	2 289	770
287 BASE METAL ORES, CONC NES	59 430	5 310	1 823	771 ELECTRIC POWER MACHY NES	83	269	85
288 NONFERR METAL SCRAP NES	58 037	6 513	2 284	772 SWITCHGEAR ETC & PTS NES	306	301	99
289 PREC METAL ORE, WASTE NES		304	98	773 ELECTR DISTRIBUTING MACH	30 559	6 142	2 133
291 CRUDE ANIMAL MTRIALS NES	63 606	12 459	4 273	774 ELECTRO-MEDCL, XRAY EQUIP	5	169	57
292 CRUDE VEG MATERIALS NES	22 352	6 207	2 071	775 HOUSEHOLD TYPE EQUIP NES	6 287	3 241	1 114
322 COAL, LIGNITE, PEAT	27 895 635	188 187	64 652	776 TRANSISTORS, VALVES, ETC	106	201	66
323 BRIQUETS, COKE, SEMI-COKE	448 443	8 496	2 927	778 ELECTRICAL MACHINERY NES	3 636	3 211	1 120
334 PETROLEUM PRODUCTS, REFIN	5 287 406	306 487	103 693	781 PASS MOTOR VEH EXC BUSES	26 504	11 701	4 014
335 RESIDUAL PETRLM PROD NES	244 927	21 010	7 148	782 LORRIES, SPCL MTR VEH NES	10 984	7 629	2 720
351 ELECTRIC ENERGY, MWH	43 800	2 306	829	783 ROAD MOTOR VEHICLES NES	294	320	120
411 ANIMAL OILS AND FATS	24 873	2 243	809	784 MOTOR VEHCL PTS, ACC NES	4 259	3 422	1 209
423 FIXED VEG OILS, SOFT	2 773	591	190	785 MOTOR & OTHER CYCLES ETC	11 430	5 910	1 966
431 PROCESD ANML VEG OIL, ETC	66 543	7 912	2 653	786 VEH NES NONMOTR, TRAILERS	4 104	1 218	423
511 HYDROCARBONS NES, DERIVS	381 479	48 057	16 278	791 RAILWAY VEHICLES	16 406	461	170
512 ALCOHOLS, PHENOLS, ETC	21 366	5 679	1 935	792 AIRCRAFT	13	287	102
513 ORGANIC ACIDS, ETC	83 687	16 179	5 528	793 SHIPS AND BOATS	855	952	310
514 NITROGEN-FUNCTH COMPOUNDS	12 351	6 568	2 231	812 PLUMB, HEATING LGHTNG EQU	22 604	4 205	1 463
515 ORG-INORG COMPOUNDS ETC	2 676	2 998	1 022	821 FURNITURE	217 700	58 179	19 803
516 OTHER ORGANIC CHEMICALS	94 258	15 892	5 611	831 TRAVEL GOODS, HANDBAGS	6 249	12 767	4 395
522 INORG ELEMNTS, OXIDES, ETC	111 078	10 669	3 645	842 MENS OUTERWEAR NOT KNIT	20 822	59 556	20 377
523 OTHR INORGANIC CHEMICALS	208 453	12 024	4 131	843 WOMENS OUTERWEAR NONKNIT	4 936	23 131	8 009
531 SYNT DYE, NAT INDGO, LAKES	3 748	6 097	2 061	844 UNDERWEAR NOT KNIT	2 371	7 573	2 590
532 DYES NES, TANNING PRODS	1 142	175	61	845 UNDERWEAR KNIT NONELASTC	8 475	21 640	7 390
533 PIGMENTS, PAINTS ETC	7 575	1 009	347	846 UNDERWEAR KNITTED	8 497	17 422	6 019
541 MEDICINAL ETC PRODUCTS	433	12 704	4 465	847 TXTL CLTHNG ACCESSRYS NES	3 199	8 639	2 943
554 SOAPS, CLEANING ETC PREPS	11 997	1 709	584	848 HEADGEAR, NONTXTL CLOTHNG	2 651	11 289	3 858
562 FERTILIZERS MANUFACTURED	316 096	10 287	3 513	851 FOOTWEAR	22 703	26 192	9 066
572 EXPLOSIVES, PYROTECH PROD	515	355	121	871 OPTICAL INSTRUMENTS	10	119	45
582 PROD OF CONDENSATION ETC	274 585	17 368	6 897	872 MEDICAL INSTRUMENTS NES	2 776	2 270	801
583 PROD OF POLYMERIZING ETC	668 331	84 076	26 658	874 MEASURING, CONTROLING INSTH	1 077	3 426	1 181
584 CELLULOSE DERIVATIVES ETC	2 294	660	235	881 PHOTO APPAR & EQUIPT NES	299	477	166
591 PESTICIDES, DISINFECTANTS	1 312	256	92	883 DEVELOPED CINEMA FILM	3	122	43
592 STARCH INULIN, GLUTEN, ETC	14 215	2 026	708	885 WATCHES AND CLOCKS	829	1 824	617
598 MISC CHEMICAL PRODS NES	30 464	5 161	1 772	892 PRINTED MATTER	39 854	13 931	4 771
612 LEATHER ETC MANUFACTURES	2 594	3 072	1 062	893 ARTICLES OF PLASTIC NES	10 909	2 496	847
613 FUR SKINS TANNED, DRESSED	80	1 667	575	894 TOYS, SPORTING GOODS, ETC	15 291	10 461	3 677
621 MATERIALS OF RUBBER	11 101	2 282	781	895 OFFICE SUPPLIES NES	777	656	226
625 RUBBER TYRES TUBES	13 672	5 431	1 873	896 WORKS OF ART ETC	655	2 955	1 021
626 RUBBER ARTICLES NES	8 015	3 556	1 240	897 GOLD, SILVER WARE, JEWELRY	125	4 493	1 533
634 VENEERS PLYWOOD, ETC	615 015	25 403	8 727	898 MUSICAL INSTRUMENTS, PTS	1 299	2 845	977
635 WOOD MANUFACTURES NES	760 734	30 744	10 587	899 OTHER MANUFACTURED GOODS	17 196	5 129	1 773
641 PAPER AND PAPERBOARD	616 657	50 065	17 101	941 ZOO ANIMALS, PETS	404	621	219
642 ARTICLES OF PAPER ETC	16 068	3 315	1 144	951 WAR FIREARMS, AMMUNITION	327	1 744	593
651 TEXTILE YARN AND THREAD	121 316	41 049	14 287	961 COIN NONGOLD, NONCURRENT	4	214	71
652 COTTON FABRICS WOVEN	31 748	41 185	14 128	971 GOLD, NON MONETARY NES		351	121
653 WOVA MAN-MADE FIB FABRIC	27 496	31 526	10 973				
654 OTH WOVEN TEXTILE FABRIC	11 881	10 548	3 608	EXPORTS	4 710 366	2 324 933	814 004
655 KNIT ETC FABRICS	7 592	4 660	1 644	001 LIVE ANIMALS	5 875	3 410	1 270
656 LACE, RIBBONS, TULLE, ETC	541	1 204	415	014 MEAT PREPD, PRSVD, NES ETC	1 593	2 168	739
657 SPECIAL TEXTILE ETC PROD	22 364	6 997	2 335	024 CHEESE AND CURD	5 717	3 264	1 155
658 TEXTILE ARTICLES NES	36 104	39 156	13 265	034 FISH FRESH CHILLED, FROZN	91 212	15 666	6 270
659 FLOOR COVERINGS ETC	4 279	3 784	1 317	037 FISH ETC PREPD PRSVD NES	7 325	4 959	1 701
661 CEMENT ETC BUILDING PROD	2 019 796	26 564	9 300	045 CEREALS NES UNMILLED	1 343	673	250
662 CLAY REFRACTORY BLDG PRD	118 052	6 378	2 198	048 CEREAL ETC PREPARATIONS	6 683	4 207	1 464
663 OTH NONMETAL MINERAL MFS	179 991	4 409	1 533	054 VEG ETC FRSH SMPLY PRSVD	1 344	296	91
664 GLASS	228 957	16 027	5 463	057 FRUIT, NUTS, FRESH, DRIED	395	118	38
665 GLASSWARE	307 884	30 960	10 970	058 FRUIT PRESERVED, PREPARED	1 111	361	121
666 POTTERY	4 039	1 531	529	061 SUGAR AND HONEY	5 270	539	193
671 PIG IRON ETC	148 766	15 164	5 132	062 SUGAR PREPS NON-COCOA	2 765	1 576	557
672 IRON, STL PRIMARY FORMS	89 343	6 626	2 269	071 COFFEE AND SUBSTITUTES	3 862	6 045	2 101
673 IRON AND STEEL SHAPES	1 705 308	121 096	41 569	073 CHOCOLATE AND PRODUCTS	4 363	4 245	1 525
674 IRN, STL UNIV PLATE, SHEET	926 960	73 399	25 156	081 FEEDING STUFF FOR ANIMLS	510 948	46 165	15 736
675 IRON, STEEL HOOP, STRIP	175 411	13 323	4 606	088 EDIBLE PRODCTS PREPS NES	5 720	3 792	1 326
676 RAILWAY RAILS ETC IRN, STL	6 219	462	153	111 NON-ALCOHL BEVERAGES NES	3 303	432	153
677 IRN, STL WIRE EXCL W ROD	269 043	21 031	7 111	112 ALCOHOLIC BEVERAGES	4 806	933	313
678 IRON, STL TUBES, PIPES, ETC	216 075	22 672	7 842	122 TOBACCO MFRS			
679 IRN, STL CASTINGS UNWORKE	3 399	539	193	211 HIDE, SKINS, UNDERESSED	24 184	10 438	3 557
681 SILVER PLATINUM, ETC	20	996	387	222 SEEDS, FOR 'SOFT' FIXED OIL	24	186	71
684 ALUMINIUM	11 160	3 190	1 120	233 RUBBER, SYNTHETIC, RECLAIMD	78 186	26 401	8 983
689 NON-FER BASE METALS NES	6	216	76	247 OTH WOOD ROUGH, SQUARED	138 590	5 086	2 801
691 STRUCTURES AND PARTS NES	14 622	2 389	777	248 WOOD SHAPED	1 021	920	315
692 METAL TANKS, BOXES, ETC	7 061	1 721	597	263 COTTON	3 775	1 356	444
693 WIRE PRODUCTS NON ELECTR	28 177	3 270	1 120	266 SYNTHETIC FIBRE TO SPIN	12 169	6 157	2 059
694 STL COPPR NAILS NUTS, ETC	47 005	5 046	1 752	267 OTHER MAN-MADE FIBRES	1 299	837	278
695 TOOLS	4 234	5 409	1 849	268 WOOL (EXC TOPS), ANML HAIR	879	680	227
696 CUTLERY	78	226	83	273 STONE, SAND AND GRAVEL	6 893	207	70
697 BASE MTL HOUSEHOLD EQUIP	15 307	4 202	1 466	274 SULPHUR ETC	170 032	10 222	3 515
699 OTHER METAL MANUFACTURES	45 607	6 225	2 162	277 NATURAL ABRASIVES NES	85	105	33
711 STEAM BOILERS & AUX PLNT	2 713	1 334	451	278 OTHER CRUDE MINERALS	53 773	3 060	1 064
712 STEAM ENGINES TURBINES	349	299	94	282 IRON AND STEEL SCRAP	371 211	9 009	3 081
713 INTRNL COMBUS PISTN ENGN	474	765	259	287 BASE METAL ORES, CONC NES	27 821	2 766	936
716 ROTATING ELECTRIC PLANT	35 393	13 453	4 652	288 NONFERR METAL SCRAP NES	10 930	923	304
718 OTH POWER GENERATG MACHY	699	619	211	291 CRUDE ANIMAL MTRIALS NES	3 513	424	151
721 AGRIC MACHY, EXC TRACTORS	5 217	850	288	292 CRUDE VEG MATERIALS NES	4 807	6 627	2 248
722 TRACTORS NON-ROAD	19 612	6 662	2 378	322 COAL, LIGNITE, PEAT	13 037	610	203
723 CIVIL ENGINEERG EQUIP ETC	5 243	2 910	1 061	334 PETROLEUM PRODUCTS REFIN	132 231	21 033	7 084
724 TEXTILE, LEATHFR MACHNRY	2 302	2 567	899	335 RESIDUAL PETRLM PROD NES	190 332	19 422	6 642
725 PAPER ETC MILL MACHINERY	245	527	187				

7 IMPORTS AND EXPORTS (SPECIAL TRADE) BY COUNTRIES OF PRODUCTION AND CONSUMPTION AND BY GROUPS OF THE SITC-REV. II 1985

GROUP DESCRIPTION	DT = 100 KG	1 000 DM	1 000 \$	GROUP DESCRIPTION	DT = 100 KG	1 000 DM	1 000 \$
411 ANIMAL OILS AND FATS	15 303	2 196	812	762 RADIO BROADCAST RECEIVERS	136	678	237
423 FIXED VEG OILS, SOFT	4 399	834	276	763 SOUND RECORDERS, PHONOGRAPHS	124	3 460	1 240
424 FIXED VEG OIL NONSOFT	12 547	2 464	861	764 TELECOM EQPT PTS, ACC NES	644	6 997	2 478
431 PROCESSED ANML VEG OIL, ETC	7 124	2 667	912	771 ELECTRIC POWER MACHY NES	229	1 816	654
511 HYDROCARBONS NES, DERIVS	21 552	4 544	1 562	772 SWITCHGEAR ETC & PTS NES	1 350	17 888	6 234
512 ALCOHOLS, PHENOLS ETC	180 453	50 630	17 159	773 ELECTRIC DISTRIBUTING MACH	2 101	2 960	997
513 ORGANIC ACIDS, ETC	33 578	16 570	5 715	774 ELECTRO-MEDCL, XRAY EQUIP	733	24 220	8 953
514 NITROGEN-FUNCTN COMPOUNDS	31 696	23 484	7 954	775 HOUSEHOLD TYPE EQUIP NES	790	3 071	1 031
515 ORG-INORG COMPOUNDS ETC	28 110	20 948	7 027	776 TRANSISTORS, VALVES, ETC	1 192	8 743	3 080
516 OTHER ORGANIC CHEMICALS	18 029	8 547	3 020	778 ELECTRICAL MACHINERY NES	42 303	51 164	18 008
522 INORG ELEHNTS, OXIDES, ETC	125 028	28 698	9 911	781 PASS MOTOR VEH EXC BUSES	5 568	10 779	3 717
523 OTHER INORGANIC CHEMICALS	288 259	30 001	10 669	782 LORRIES, SPCL MTR VEH NES	8 411	13 970	5 164
524 RADIOACTIVE ETC MATERIAL	4	266	99	783 ROAD MOTOR VEHICLES NES	354	634	219
531 SYNT DYE, NAT INDO, LAKES	5 413	18 613	6 371	784 MOTOR VEHCL PTS, ACC NES	9 482	10 890	3 846
532 DYES NES, TANNING PRODS	2 291	810	282	785 MOTOR & OTHER CYCLES ETC	1 440	4 041	1 402
533 PIGMENTS, PAINTS, ETC	39 583	33 227	11 372	786 VEH NES NONMOTR, TRAILERS	3 205	3 803	1 426
541 MEDICINAL ETC PRODUCTS	1 094	15 549	5 323	787 AIRWAY VEHICLES	54	135	50
551 ESSENTL OIL, PERFUME, ETC	449	3 165	1 097	792 AIRCRAFT	8	203	67
553 PERFUMERY, COSMETICS, ETC	5 370	5 504	1 871	793 SHIPS AND BOATS	1 220	398	136
554 SOAPS, CLEANING ETC PREPS	55 922	19 555	6 927	801 INDUSTRIAL PLANT, CHAP 90	12	155	61
562 FERTILIZERS MANUFACTURED	12 357	801	256	812 PLUMBING HEATING, LIGHTING EQU	359	1 032	357
572 EXPLOSIVES PYROTECH PROD	17 005	4 632	1 604	821 FURNITURE	997	1 107	394
582 PROD OF CONDENSATION ETC	59 448	43 863	15 028	831 TRAVEL GOODS, HANDBAGS	45	140	41
583 PROD OF POLYMERIZING ETC	166 381	55 869	19 302	842 MENS OUTERWEAR NOT KNIT	815	3 496	1 164
584 CELLULOSE DERIVATIVES ETC	2 506	3 337	1 132	843 WOMENS OUTERWEAR NONKNIT	400	2 772	938
585 PLASTIC MATERIALS NES	1 903	441	149	844 UNDERWEAR NOT KNIT	50	281	98
591 PESTICIDES, DISINFECTANTS	15 250	27 856	9 057	845 OUTERWEAR KNIT NONELASTC	346	2 840	969
592 STARCH INULIN GLUTEN ETC	4 478	3 482	1 229	846 UNDERWEAR KNITTED	167	1 166	397
598 MISC CHEMICAL PRODS NES	89 237	47 625	16 423	847 TXTL CLTHNG ACCESSRYS NES	161	590	201
605 INDUSTRIAL PLANT, CHAP 73	210	1 034	383	848 HEADGEAR, NONTXTL CLOTHING	199	944	328
612 LEATHER ETC MANUFACTURES	1 649	1 630	558	851 FOOTWEAR	57	456	154
613 FUR SKINS TANNED, DRESSED	31	804	273	871 OPTICAL INSTRUMENTS	56	1 978	735
621 MATERIALS OF RUBBER	1 518	2 343	792	872 MEDICAL INSTRUMENTS NES	359	9 284	3 398
622 RUBBER TYRES TUBES	1 871	1 677	581	873 METERS & COUNTERS NES	199	1 555	542
628 RUBBER ARTICLES NES	930	5 445	1 879	874 MEASURING, CONTROLLING INSTR	5 860	111 450	40 806
634 VENEERS, PLYWOOD, ETC	23 045	5 384	1 810	881 PHOTO APPAR & EQUIPT NES	588	10 341	3 692
635 WOOD MANUFACTURES NES	677	315	106	882 PHOTO, CINEMA SUPPLIES	2 731	7 376	2 545
641 PAPER AND PAPERBOARD	72 211	18 065	6 294	884 OPTICAL GOODS NES	114	2 700	934
642 ARTICLES OF PAPER ETC	13 573	5 204	1 842	885 WATCHES AND CLOCKS	145	2 100	742
651 TEXTILE YARN AND THREAD	24 751	31 209	10 695	892 PRINTED MATTER	4 792	6 503	2 197
652 COTTON FABRICS, WOVEN	11 385	19 856	6 848	893 ARTICLES OF PLASTIC NES	7 775	10 166	3 539
653 WOVN MAN-MADE FIB FABRIC	4 184	14 889	5 106	894 TOYS SPORTING GOODS, ETC	2 109	5 317	1 818
654 OTH WOVEN TEXTILE FABRIC	1 636	6 194	2 106	895 OFFICE SUPPLIES NES	463	2 563	871
655 KNIT ETC FABRICS	2 363	6 186	2 133	896 WORKS OF ART ETC	17	101	34
656 LACE RIBBONS TULLE, ETC	349	1 385	474	897 GOLD SILVER WARE, JEWELRY	10	6 469	2 218
657 SPECIAL TEXTILE ETC PROD	5 047	11 366	3 944	898 MUSICAL INSTRUMENTS, PTS	1 419	9 495	3 325
658 TEXTILE ARTICLES NES	232	748	251	899 OTHER MANUFACTURED GOODS	1 090	5 734	2 002
659 FLOOR COVERINGS ETC	60	167	54	971 GOLD, NON MONETARY NES	1 248	431	
661 CEMENT ETC BUILDING PROD	8 358	1 759	611				
662 CLAY REFRACTORY BLDG PRD	67 395	12 407	4 397	HUNGARY			
663 OTH NONMETAL MINERAL MFS	20 516	21 969	7 670				
664 GLASS	5 080	3 959	1 388	IMPORTS	12 280 402	2 241 161	771 703
665 GLASSWARE	523	1 026	354				
666 POTTERY	227	232	80	001 LIVE ANIMALS	27 850	9 436	3 432
667 PEARL, PREC., SEMI-P STONE	1	98	33	011 MEAT FRESH, CHILDL, FROZEN	449 214	208 607	71 657
671 PIG IRON ETC	31 995	11 850	3 930	012 MEAT DRIED, SALTED, SMOKED	611	276	87
673 IRON AND STEEL SHAPES	1 534	1 182	445	014 MEAT PREPD, PRSVD, NES ETC	85 185	57 190	19 740
674 IRN STL UNIV. PLATE, SHEET	38 900	6 159	2 061	024 CHEESE AND CURD	206	154	53
675 IRON STEEL HOOP, STRIP	24 736	8 395	2 881	034 FISH FRESH, CHILLED, FROZN	4 920	3 220	1 109
677 IRN, STL WIRE EXCL W ROD	8 707	5 180	1 813	044 MAIZE UNMILLED	105 852	20 540	7 319
678 IRON, STL TUBES, PIPES, ETC	749 696	110 463	36 729	045 CEREALS NES UNMILLED	12 014	936	335
679 IRN, STL CASTINGS UNWORKED	1 742	832	319	048 CEREAL ETC PREPARATIONS	3 329	226	86
681 SILVER PLATINUM, ETC	21	3 391	1 174	054 VEG ETC FRSH, SMPLY PRSVD	643 975	42 437	14 834
682 COPPER EXC CEMENT COPPER	3 981	6 057	2 101	056 VEGTBLES ETC PRSVD, PREPD	105 866	20 284	6 974
683 NICKEL	311	1 189	418	057 FRUIT, NUTS, FRESH, DRIED	194 436	14 365	5 034
684 ALUMINIUM	3 275	2 586	901	058 FRUIT PRESERVED PREPARED	148 748	25 814	8 995
685 LEAD	37 363	4 831	1 545	061 SUGAR AND HONEY	34 697	9 030	3 135
686 ZINC	26 991	5 864	2 054	062 SUGAR PREPS NON-COCCA	3 722	733	258
685 NON-FER BASE METALS NES	205	2 012	671	071 COFFEE AND SUBSTITUTES	9 484	995	335
691 STRUCTURES AND PARTS NES	1 564	1 720	600	072 COCOA	1 400	2 396	741
692 METAL TANKS, BOXES, ETC	5 114	2 993	1 063	073 CHOCOLATE AND PRODUCTS	2 072	1 327	471
693 WIRE PRODUCTS NON ELECTR	2 181	2 045	723	075 SPICES	19 895	7 289	2 513
694 STL, COPPR NAILS, NUTS, ETC	1 849	1 625	548	081 FEEDING STUFF FOR ANIMLS	165 585	6 885	2 443
695 TOOLS	2 519	26 233	9 178	091 MARGARINE AND SHORTENING	3 739	1 185	403
696 CUTLERY	587	4 776	1 663	098 EDIBLE PRODUCTS, PREPS NES	24 985	4 893	1 690
697 BASE MTL HOUSEHOLD EQUIP	800	1 172	412	112 ALCOHOLIC BEVERAGES	228 601	29 863	9 986
699 OTHER METAL MANUFACTURES	23 999	27 725	9 510	121 TOBACCO UNMNFCTRD, REFUSE	1 043	910	308
700 INDUSTRIAL PLANT, CHAP 84	2 476	11 026	3 743	211 HIDES, SKINS, UNDRESSED	9 213	153	56
703 INDUSTRIAL PLANT, CHAP 85	76	433	141	212 FUR SKINS UNDRESSED	70	1 632	496
711 STEAM BOILERS & AUX PLNT	4 836	11 837	4 394	222 SEEDS FOR SOFT/FIXED OIL	305 727	34 084	12 373
712 STEAM ENGINES, TURBINES	18	198	65	223 SEEDS FOR OTH FIXED OILS	185 051	27 369	9 373
713 INTRNL COMBUS PISTN ENGN	1 704	11 079	3 748	232 NATURAL RUBBER, GUMS	672	94	32
714 ENGINES & MOTORS NES	87	1 666	587	233 RUBBER, SYNTHETIC, RECLAIMD	140 810	5 818	2 093
716 ROTATING ELECTRIC PLANT	3 735	13 740	4 813	245 FUEL WOOD NES, CHARCOAL	32 542	2 394	799
718 OTH POWER GENERATING MACHY	787	3 133	1 099	247 OTH WOOD ROUGH, SQUARED	2 657	152	51
721 AGRIC MACHY, EXC TRACTORS	4 463	11 428	4 085	248 WOOD SHAPED	88 499	6 380	2 219
722 TRACTORS NON-ROAD	465	1 310	462	263 COTTON	24 486	2 371	832
723 CIVIL ENGINEER EQUIP ETC	11 229	28 460	10 447	265 VEG FIBRE, EXCL COTN JUTE	290	122	39
724 TEXTILE LEATHER MACHNRY	15 046	85 322	30 875	267 OTHER MAN-MADE FIBRES	9 031	2 060	695
725 PAPER ETC MILL MACHINERY	3 506	18 106	6 530	268 WOOL(EXC TOPS), ANML HAIR	2 420	3 221	1 129
726 PRINTG BKBINDG MACHY PTS	3 244	15 515	5 717	269 WASTE OF TEXTILE FABRICS	3 138	161	54
727 FOOD MACHRY, NON-DOMESTIC	1 886	1 803	4 395	274 SULPHUR ETC	3 401	211	75
728 OTH MACHRY FOR SPCL INDUS	38 612	132 589	48 159	278 OTHER CRUDE MINERALS	100 152	1 706	598
736 MACHINE TOOLS FOR METAL	17 513	96 425	35 680	282 IRON AND STEEL SCRAP	76 118	2 846	970
737 METALWORKING MACHNRY NES	2 085	13 461	4 759	287 BASE METAL ORES CONC NES	6 920	1 208	405
741 HEATING, COOLING EQUIPMNT	16 110	51 578	18 319	288 NONFERR METAL SCRAP NES	133 726	20 897	7 148
742 PUMPS FOR LIQUIDS ETC	7 155	31 164	10 922	289 PREC METAL ORE WASTE NES	26	10 465	3 609
743 PUMPS NES, CENTRIFUGES ETC	5 860	31 817	11 999	291 CRUDE ANIMAL MTRIALS NES	74 273	67 988	23 714
744 MECHANICAL HANDLING EQU	17 224	36 626	13 182	292 CRUDE VEG MATERIALS NES	67 666	18 193	6 248
745 NONELEC MACHY, TOOLS NES	7 853	56 043	20 055	334 PETROLEUM PRODUCTS, REFIN	1 256 412	90 223	31 325
749 NONELEC MACH PTS ACC NES	16 939	93 525	32 136	335 RESIDUAL PETRLM PROD NES	798 220	89 867	20 434
751 OFFICE MACHINES	512	5 434	2 035	411 ANIMAL OILS AND FATS	55 695	6 019	2 062
752 AUTOMATIC DATA PROC EQUIP	444	14 464	5 158	423 FIXED VEG OILS, SOFT	12 737	2 839	929
759 OFFICE & ADP MCH PTS ACC	222	5 416	1 923	431 PROCESSED ANML VEG OIL, ETC	3 228	711	246
761 TELEVISION RECEIVERS	372	2 025	683	511 HYDROCARBONS NES, DERIVS	762 214	79 801	27 468

7 IMPORTS AND EXPORTS (SPECIAL TRADE) BY COUNTRIES OF PRODUCTION AND CONSUMPTION AND BY GROUPS OF THE SITC-REV. II 1985

GROUP DESCRIPTION	DT * 100 KG	1 000 DM	1 000 \$	GROUP DESCRIPTION	DT * 100 KG	1 000 DM	1 000 \$
512 ALCOHOLS, PHENOLS, ETC	3 788	758	255	845 OUTERWEAR KNIT NONELASTC	10 310	48 723	16 621
513 ORGANIC ACIDS, ETC	1 158	340	126	846 UNDERWEAR KNITTED	5 554	40 679	13 860
514 NITROGEN-FUNCTN COMPOUNDS	15 347	11 610	3 955	847 TYTL CLTHNG ACCESSRYS NES	1 299	5 018	1 736
515 ORG-INORG COMPOUNDS ETC	6 885	12 895	4 471	848 HEADGEAR, NONTXTL CLOTHNG	1 045	15 562	5 398
516 OTHER ORGANIC CHEMICALS	250	225	79	851 FOOTWEAR	20 345	73 589	25 006
522 INORG ELEMNTS, OXIDES, ETC	46 348	6 906	2 364	872 MEDICAL INSTRUMENTS NES	825	5 149	1 773
523 OTHR INORGANIC CHEMICALS	167 571	6 439	2 194	874 MEASURNG, CONTROLNG INSTR	1 111	7 322	2 511
533 PIGMENTS, PAINTS, ETC	3 418	1 232	431	882 PHOTO, CINEMA SUPPLIES	316	466	155
541 MEDICINAL ETC PRODUCTS	187	2 908	964	884 OPTICAL GOODS NES	71	3 280	1 128
551 ESSENTL OIL, PERFUME, ETC	463	768	264	885 WATCHES AND CLOCKS	457	936	331
554 SOAPS, CLEANING ETC PREPS	6 633	1 853	670	892 PRINTED MATTER	17 927	6 594	2 227
562 FERTILIZERS MANUFACTURED	1 980 896	68 393	24 377	893 ARTICLES OF PLASTIC NES	7 286	3 527	1 241
572 EXPLOSIVES, PYROTECH PROD	2 611	407	144	894 TOYS, SPORTING GOODS, ETC	6 111	6 490	2 263
582 PROD OF CONDENSATION ETC	2 315	886	292	895 OFFICE SUPPLIES NES	88	350	125
583 PROD OF POLYMERIZING ETC	162 718	22 576	7 781	896 WORKS OF ART ETC	276	4 124	1 434
584 CELLULOSE DERIVATIVES ETC	757	312	108	897 GOLD, SILVER WARE, JEWELRY	7	1 229	428
591 PESTICIDES, DISINFECTANTS	1 256	393	134	898 MUSICAL INSTRUMENTS, PTS	252	693	235
598 MISC CHEMICAL PRODS NES	19 255	2 188	731	899 OTHER MANUFACTURED GOODS	14 436	7 477	2 573
611 LEATHER	4 206	5 602	1 910	941 ZOO ANIMALS, PETS	53	97	32
612 LEATHER ETC MANUFACTURES	2 957	16 950	5 937	951 WAR FIREARMS, AMMUNITION	159	351	127
613 FUR SKINS TANNED, DRESSED	109	4 237	1 438	961 COIN NONGOLD, NONCURRENT	13	979	338
621 MATERIALS OF RUBBER	4 101	1 369	471	972 GOLD COIN	214	81	
625 RUBBER TYRES, TUBES	30 900	7 116	2 466				
628 RUBBER ARTICLES NES	12 653	4 660	1 616	EXPORTS	7 158 861	3 062 593	1 053 220
634 VENEERS, PLYWOOD, ETC	14 784	899	299	001 LIVE ANIMALS	811	1 099	391
635 WOOD MANUFACTURES NES	457 448	23 900	8 248	011 MEAT FRESH, CHILDL, FROZEN	27 107	5 132	1 984
641 PAPER AND PAPERBOARD	26 642	3 859	1 317	025 EGGS, BIRDS, FRESH, PRSRVD	269	152	53
642 ARTICLES OF PAPER ETC	1 686	403	135	037 FISH ETC PREPD PRSRVD NES	1 853	1 265	437
651 TEXTILE YARN AND THREAD	8 103	6 813	2 360	044 MAIZE UNMILLED	564	608	197
652 COTTON FABRICS, WOVEN	3 033	6 095	2 102	048 CEREAL ETC PREPARATIONS	940	190	62
653 WOVN MAN-MADE FIB FABRIC	1 662	2 584	943	054 VEG ETC FRSH, SMPLY PRSRVD	1 437	232	72
654 OTH WOVEN TEXTILE FABRIC	142	520	171	057 FRUIT, NUTS, FRESH, DRIED	1 988	217	85
655 KNIT ETC FABRICS	4 210	1 094	373	058 FRUIT PRESERVED, PREPARED	2 935	1 337	496
656 LACE, RIBBONS, TULLE, ETC	26	110	36	061 SUGAR AND HONEY	21 141	886	302
657 SPECIAL TEXTILE ETC PROD	5 000	2 129	727	071 COFFEE AND SUBSTITUTES	70	99	33
658 TEXTILE ARTICLES NES	10 694	12 518	4 355	072 COCOA	2 678	1 758	613
659 FLOOR COVERINGS ETC	24 437	10 479	3 571	073 CHOCOLATE AND PRODUCTS	2 991	2 375	819
662 CLAY, REFRACTORY BLDG PRD	44 905	3 236	1 095	075 SPICES	482	1 218	408
663 OTH NONMETAL MINERAL MFS	4 492	1 061	361	081 FEEDING STUFF FOR ANIMLS	508 719	53 480	18 017
664 GLASS	103 208	6 830	2 337	096 EDIBLE PRODUCTS, PREPS NES	1 671	1 011	345
665 GLASSWARE	281 675	16 526	5 647	111 NON-ALCOHL BEVERAGES NES	1 157	141	50
666 POTTERY	2 484	3 493	1 259	112 ALCOHOLIC BEVERAGES	8 979	1 644	580
672 IRON, STL PRIMARY FORMS	106 313	6 050	2 161	121 TOBACCO MFRS	464	1 754	592
673 IRON AND STEEL SHAPES	447 773	31 278	10 931	122 HIDES, SKINS, UNRESSED	11 453	6 027	2 031
674 IRN, STL UNIV, PLATE, SHEET	500 811	39 695	13 495	213 SEEDS FOR OTH FIXED OILS	1 067	182	57
675 IRON, STEEL HOOP, STRIP	2 457	316	117	233 RUBBER, SYNTHETIC, RECLAIMD	46 323	16 090	5 492
677 IRN, STL WIRE EXCL W ROD	10 001	927	314	247 OTH WOOD ROUGH, SQUARED	12 395	874	297
678 IRON STL TUBES, PIPES, ETC	183 160	17 895	6 132	248 WOOD SHAPED	7 503	656	252
679 IRN, STL CASTINGS UNWORKE	20 835	3 087	1 053	251 PULP AND WASTE PAPER	39 057	739	280
681 SILVER, PLATINUM, ETC	17	1 268	423	263 COTTON	384	152	49
682 COPPER EXC CEMENT COPPER	73 876	30 888	10 597	266 SYNTHETIC FIBRE TO SPIN	58 437	25 355	8 519
683 NICKEL	1 000	1 727	572	267 OTHER MAN-MADE FIBRES	10 403	6 247	2 112
684 ALUMINIUM	68 317	30 977	10 562	278 WOOL(EXC TOPS), ANML HAIR	421	469	163
689 NON-FER BASE METALS NES	86	366	135	269 WASTE OF TEXTILE FABRICS	2 561	406	141
691 STRUCTURES AND PARTS NES	10 050	3 926	1 395	273 STONE, SAND AND GRAVEL	23 583	505	167
692 METAL TANKS, BOXES, ETC	8 267	3 783	1 277	277 NATURAL ABRASIVES NES	9	132	44
694 STL, COPPR NAILS, NUTS, ETC	9 220	1 898	647	278 OTHER CRUDE MINERALS	145 827	4 667	1 597
695 TOOLS	8 284	7 872	2 713	287 BASE METAL ORES, CONC NES	47 754	4 516	1 555
696 CUTLERY	130	146	49	288 NONFERR METAL SCRAP NES	21 706	7 519	2 492
697 BASE MT, HOUSEHOLD EQUIP	19 391	7 137	2 470	291 CRUDE ANIMAL MTRIALS NES	1 051	1 446	541
699 OTHER METAL MANUFACTURES	85 215	21 127	7 303	292 CRUDE VEG MATERIALS NES	5 352	17 124	5 790
712 STEAM ENGINES, TURBINES	31	346	130	322 COAL, LIGNITE, PEAT	138 476	4 054	1 381
713 INTRNL COMBUS PISTN ENGN	2 620	3 464	1 096	323 BRIQUETS, COKE, SEMI-COKE	2 240 597	70 136	23 745
714 ENGINES & MOTORS NES	281	679	230	334 PETROLEUM PRODUCTS, REFIN	13 114	5 848	1 989
716 ROTATING ELECTRIC PLANT	24 859	15 153	5 241	335 RESIDUAL PETRLM PROD NES	28 800	2 901	996
718 OTH POWER GENERATG MACHY	1 449	2 438	854	411 ANIMAL OILS AND FATS	1 001	222	76
721 AGRIC MACHY, EXC TRACTORS	42 266	32 529	11 086	424 FIXED VEG OIL NONSOFT	5 903	1 664	541
723 CIVIL ENGINEER EQUIP ETC	49 678	12 050	4 132	431 PROCESD ANML VEG OIL, ETC	15 888	4 729	1 601
724 TEXTILE, LEATHER MACHNRY	5 339	4 367	1 516	511 HYDROCARBONS NES, DERIVS	47 400	11 213	3 827
725 PAPER ETC MILL MACHINERY	765	1 290	441	512 ALCOHOLS, PHENOLS, ETC	163 416	33 790	11 643
726 PRINTG, BKBDNG MACHY, PTS	196	100	36	513 ORGANIC ACIDS ETC	62 008	27 651	9 394
727 FOOD MACHRY NON-DOMESTIC	538	285	103	514 NITROGEN-FUNCTN COMPOUNDS	78 227	47 351	16 251
728 OTH MACHY FOR SPL INDUS	36 032	15 184	5 363	515 ORG-INORG COMPOUNDS ETC	23 121	22 903	7 638
736 MACHINE TOOLS FOR METAL	7 473	10 546	3 633	516 OTHER ORGANIC CHEMICALS	70 983	30 542	10 100
737 METALWORKING MACHNRY NES	11 280	4 928	1 711	522 INORG ELEMNTS, OXIDES, ETC	265 527	25 687	8 730
741 HEATING, COOLING EQUIPMNT	8 080	4 171	1 428	523 OTHR INORGANIC CHEMICALS	298 949	32 338	10 927
742 PUMPS FOR LIQUIDS ETC	1 438	1 934	662	524 RADIOACTIVE ETC MATERIAL		210	69
743 PUMPS NES, CENTRIFUGES ETC	1 149	1 380	476	531 SVNT DYE NAT INDGO, LAKES	8 726	21 881	7 425
744 MECHANICAL HANDLING MACH	12 245	4 325	1 499	532 DYES NES, TANNING PRODS	4 322	1 301	439
745 NONELEC MACHY, TOOLS NES	2 859	2 274	778	533 PIGMENTS, PAINTS, ETC	46 619	35 939	12 248
749 NONELEC MACH PTS ACC NES	25 661	31 386	10 773	551 MEDICINAL ETC PRODUCTS	3 474	31 559	10 790
751 OFFICE MACHINES	50	813	298	551 ESSENTL OIL, PERFUME, ETC	1 631	4 177	1 450
752 AUTOMTIC DATA PROC EQUIP	117		46	553 PERFUMERY, COSMETICS, ETC	9 254	6 048	2 157
759 OFFICE & ADP MCH PTS ACC	3 002	3 461	1 204	554 SOAPS, CLEANING ETC PREPS	81 245	19 275	6 648
761 TELEVISION RECEIVERS	3 672	7 282	2 480	562 FERTILIZERS MANUFACTURED	154 829	6 382	2 088
763 SOUND RECORDRS, PHONOGRPH	548	1 463	485	582 PROD OF CONDENSATION ETC	75 380	55 698	19 059
764 TELECOM EQPT, PTS, ACC NES	7 187	7 381	2 588	583 PROD OF POLYMERIZING ETC	213 764	78 852	26 946
771 ELECTRIC POWER MACHY NES	4 310	4 505	1 540	584 CELLULOSE DERIVATIVES ETC	4 661	8 439	2 842
772 SWITCHGEAR ETC & PTS NES	3 213	7 240	2 507	585 PLASTIC MATERIALS NES	8 254	2 621	917
773 ELECTR DISTRIBUTING MACH	820	848	304	591 PESTICIDES, DISINFECTANTS	5 974	8 965	2 898
774 ELECTRO-MEDCL, XRAY EQUIP	236	1 075	372	592 STARCH INULIN, GLUTEN, ETC	27 053	8 943	3 088
775 HOUSEHOLD TYPE EQUIP NES	23 332	14 798	5 078	598 MISC CHEMICAL PRODS NES	215 175	65 335	22 263
776 TRANSISTORS, VALVES, ETC	210	1 474	502	611 LEATHER	7 630	49 644	17 083
778 ELECTRICAL MACHINERY NES	15 770	28 231	9 616	612 LEATHER ETC MANUFACTURES	9 880	10 985	3 776
781 PASS MOTOR VEH EXC BUSES	150	98	33	613 FUR SKINS TANNED, DRESSED	227	2 941	992
784 MOTOR VEHCL PTS, ACC NES	6 415	3 082	1 052	621 MATERIALS OF RUBBER	8 983	7 289	2 518
786 VEH NES NONMOTR, TRAILERS	17 859	7 258	2 553	625 RUBBER TYRES, TUBES	17 834	5 081	1 728
791 RAILWAY VEHICLES	270	140	48	628 RUBBER ARTICLES NES	4 844	12 658	4 320
793 SHIPS AND BOATS	166	187	61	633 CORK MANUFACTURES	217	711	241
812 PLUMBNG, HEATNG, LGHTNG EQU	46 879	9 080	3 088	634 VENEERS, PLYWOOD ETC	3 170	1 019	345
821 FURNITURE	87 319	37 970	13 159	635 WOOD MANUFACTURES NES	1 196	698	242
831 TRAVEL GOODS, HANDBAGS	8 069	11 509	3 897	641 PAPER AND PAPERBOARD	208 527	59 562	20 330
842 MENS OUTERWEAR NOT KNIT	10 283	39 388	13 653	642 ARTICLES OF PAPER ETC	29 716	11 205	3 817
843 WOMENS OUTERWEAR NONKNIT	28 426	187 490	63 525	651 TEXTILE YARN AND THREAD	92 206	98 716	33 459
844 UNDERWEAR NOT KNIT	1 390	7 442	2 531				

7 IMPORTS AND EXPORTS (SPECIAL TRADE) BY COUNTRIES OF PRODUCTION AND CONSUMPTION AND BY GROUPS OF THE SITC-REV. II 1985

GROUP DESCRIPTION	DT * 100 KG	1 000 DM	1 000 \$	GROUP DESCRIPTION	DT * 100 KG	1 000 DM	1 000 \$
652 COTTON FABRICS,WOVEN	13 366	41 451	14 239	893 ARTICLES OF PLASTIC NES	16 420	17 679	6 064
653 WOVN MAN-MADE FIB FABRIC	25 065	71 506	24 016	894 TOYS,SPORTING GOODS,ETC	1 776	5 718	1 918
654 OTH WOVN TEXTILE FABRIC	9 304	38 111	12 913	895 OFFICE SUPPLIES NES	4 076	19 167	6 698
655 KNIT ETC FABRICS	9 599	26 491	9 073	896 WORKS OF ART ETC	55	863	325
656 LACE,RIBBONS,TULLE,ETC	1 967	7 245	2 465	897 GOLD SILVER WARE, JEWELRY	6	6 372	2 190
657 SPECIAL TEXTILE ETC PROD	17 099	32 272	11 023	898 MUSICAL INSTRUMENTS,PTS	2 438	13 589	4 664
658 TEXTILE ARTICLES NES	1 948	2 435	825	899 OTHER MANUFACTURED GOODS	1 294	9 671	3 309
659 FLOOR COVERINGS ETC	431	517	176	941 ZOO ANIMALS,PETS	55	504	165
661 CEMENT ETC BUILDING PROD	6 512	913	308	951 WAR FIREARMS,AMMUNITION	4	90	31
662 CLAY,REFRACTORY BLDG PRD	64 415	13 300	4 641	971 GOLD,NON MONETARY NES	28	1 825	611
663 OTH NONMETAL MINERAL MFS	33 706	19 747	6 780	972 GOLD COIN	315	103	
664 GLASS	64 680	14 213	4 882				
665 GLASSWARE	200 172	15 661	5 465	ROMANIA			
666 POTTERY	770	1 058	373				
667 PEARL,PREC-,SEMI-P STONE		258	86	IMPORTS	8 179 239	1 593 760	545 255
671 PIG IRON ETC	9 607	2 685	907				
672 IRON,STL PRIMARY FORMS	752	393	120	011 MEAT FRESH,CHILLD,FROZEN	58 278	35 030	11 711
673 IRON AND STEEL SHAPES	33 584	7 739	2 644	014 MEAT PREPD,PRSV,D,NES ETC	56 052	19 838	6 703
674 IRN,STL UNIV,PLATE,SHEET	136 751	36 515	12 450	034 FISH FRESH,CHILLED,FROZN	1 039	1 369	501
675 IRON,STEEL HOOP,STRIP	23 096	7 253	2 443	036 SHELL FISH FRESH,FROZEN	765	1 057	359
676 RAILWAY RAILS ETC IRN,STL	3 027	1 024	318	044 MAIZE UNMILLED	62 361	9 595	3 316
677 IRN,STL WIRE EXCL W ROD	39 337	8 887	3 074	054 VEG ETC FRSH,SMPLY PRSV,D	195 188	21 182	6 998
678 IRON,STL TUBES,PIPES,ETC	148 009	39 961	13 661	056 VEGTBLES ETC PRSV,D,PREPD	18 009	2 277	763
679 IRN,STL CASTINGS UNWORKE	8 902	3 121	1 073	057 FRUIT,NUTS,FRESH,DRIED	85 794	12 188	4 286
681 SILVER,PLATINUM,ETC	317	24 426	8 033	058 FRUIT PRESERVED PREPARED	19 480	2 976	966
682 COPPER EXC CEMENT COPPER	25 572	27 669	9 448	061 SUGAR AND HONEY	16 044	4 543	1 500
683 NICKEL	329	2 307	778	075 SPICES	4 611	637	214
684 ALUMINIUM	5 999	4 797	1 638	081 FEEDING STUFF FOR ANIMLS	757	85	33
685 LEAD	6 004	5 684	1 894	098 EDIBLE PRODUCTS,PREPS NES	2 626	471	161
686 ZINC	6 694	2 134	706	112 ALCOHOLIC BEVERAGES	103 939	11 856	4 013
687 TIN	1 110	4 165	1 486	121 TOBACCO UNMNFCTRD,REFUSE	1 239	611	210
688 NON-FER BASE METALS NES	37	856	295	212 FUR SKINS UNDRESSED	7	271	93
691 STRUCTURES AND PARTS NES	4 482	6 393	2 198	222 SEEDS FOR SOFT/FIXED OIL	6 146	781	278
692 METAL TANKS,BOXES,ETC	2 388	1 651	589	223 SEEDS FOR OTH FIXED OILS	12 516	1 460	510
693 WIRE PRODUCTS NON ELECTR	4 704	4 186	1 452	232 NATURAL RUBBER,GUMS	2 204	452	156
694 STL COPPR NAILS,NUTS,ETC	7 297	6 947	2 385	233 RUBBER,SYNTHETIC,RECLAIMD	54 108	11 444	3 870
695 TOOLS	7 856	34 674	12 173	245 FUEL WOOD NES,CHARCOAL	18 842	1 182	412
696 CUTLERY	302	1 815	625	247 OTH WOOD ROUGH,SQUARED	1 953	235	84
697 BASE MTL HOUSEHOLD EQUIP	1 426	2 860	965	248 WOOD SHAPED	294 461	15 533	5 491
699 OTHER METAL MANUFACTURES	37 472	38 122	13 219	251 PULP AND WASTE PAPER	5 045	442	142
700 INDUSTRIAL PLANT,CHAF 84	862	2 984	1 067	266 SYNTHETIC FIBRE TO SPIN	117 703	40 079	13 654
711 STEAM BOILERS & AUX PLNT	1 221	1 777	572	267 OTHER MAN-MADE FIBRES	50 863	9 360	3 134
712 STEAM ENGINES,TURBINES	346	1 363	428	277 NATURAL ABRASIVES NES	175	183	64
713 INTRNL COMBUS PISTN ENGN	5 908	27 525	9 348	278 OTHER CRUDE MINERALS	2 094	131	47
714 ENGINES & MOTORS NES	5	99	37	285 NONFER METAL SCRAP NES	381	5 448	2 141
716 ROTATING ELECTRIC PLANT	4 295	15 447	5 324	291 CRUDE ANIMAL MTRIALS NES	6 836	3 388	1 152
718 OTH POWER GENERATG MACHY	3 042	6 890	2 379	292 CRUDE VEG MATERIALS NES	10 854	3 709	1 308
721 AGRIC MACHY,EXC TRACTORS	61 197	82 112	27 180	334 PETROLEUM PRODUCTS,REFIN	1 741 403	129 956	43 292
722 TRACTORS NON-ROAD	513	980	359	335 RESIDUAL PETRLM PROD NES	21 466	1 120	362
723 CIVIL ENGINEERG EQUIP ETC	22 491	37 763	13 590	411 ANIMAL OILS AND FATS	14 009	1 697	572
724 TEXTILE,LEATHER MACHNRY	15 441	63 504	22 310	423 FIXED VEG OILS,SOFT	9 340	1 883	642
725 PAPER ETC MILL MACHINERY	1 581	6 562	2 324	431 PROCESD ANML VEG OIL,ETC	42 487	5 125	1 719
726 PRINTG,BKBNIDG MACHY,PTS	1 545	6 998	2 380	511 HYDROCARBONS NES DERIVS	3 410	909	305
727 FOOD MACHRY NON-DOMESTIC	2 536	13 050	4 812	512 ALCOHOLS,PHENOLS,ETC	43 058	4 514	1 518
728 OTH MACHY FOR SPCL INDUS	29 255	103 765	36 086	513 ORGANIC ACIDS,ETC	6 345	2 316	787
736 MACHINE TOOLS FOR METAL	16 819	52 006	17 935	514 NITROGEN-FUNCTN COMPOUNDS	150	155	55
737 METALWORKING MACHNRY NES	5 935	16 175	5 521	515 ORG-INORG COMPOUNDS ETC	33 423	7 536	2 596
741 HEATING,COOLING EQUIPMNT	8 693	30 662	10 769	516 OTHER ORGANIC CHEMICALS	10 528	1 477	504
742 PUMPS FOR LIQUIDS ETC	1 202	37 499	13 031	522 INORG ELEMNTS,OXIDES,ETC	1 830	1 034	344
743 PUMPS NES,CENTRIFUGES ETC	4 937	19 866	6 912	523 OTHR INORGANIC CHEMICALS	104 644	6 605	2 182
744 MECHANICAL HANDLING EQU	15 166	33 434	11 717	541 MEDICINAL ETC PRODUCTS	2 517	7 254	2 526
745 NONELEC MACHY,TOOLS NES	8 258	53 087	19 012	551 ESSENTL OIL,PERFUME ETC	1 109	429	141
749 NONELEC MACH PTS ACC NES	25 928	94 331	32 558	554 SOAPS CLEANING ETC PREPS	3 170	223	87
751 OFFICE MACHINES	1 049	7 002	2 516	562 FERTILIZERS MANUFACTURED	1 267 562	36 590	12 353
752 AUTOMATIC DATA PROC EQUIP	662	14 155	5 139	582 PROD OF CONDENSATION ETC	15 851	5 401	1 885
759 OFFICE & ADP MCH PTS,ACC	444	5 854	2 014	583 PROD OF POLYMERIZING ETC	119 016	17 285	5 994
761 TELEVISION RECEIVERS	4 439	13 734	5 090	598 MISC CHEMICAL PRODS NES	26 960	5 145	1 818
762 RADIO BROADCAST RECEIVRS	264	1 387	477	612 LEATHER ETC MANUFACTURES	469	2 001	690
763 SOUND RECORDRS,PHONOGRPH	474	6 424	2 261	613 FUR SKINS TANNED,DRESSED	82	228	74
764 TELECOM EQPT,PTS,ACC NES	2 657	12 758	4 486	621 MATERIALS OF RUBBER	17 783	3 614	1 243
771 ELECTRIC POWER MACHY NES	4 583	7 383	2 521	625 RUBBER TYRES,TUBES	15 577	5 743	1 988
772 SWITCHGEAR ETC & PTS NES	5 951	57 954	20 010	628 RUBBER ARTICLES NES	9 811	2 927	986
773 ELECTR DISTRIBUTING MACH	9 957	12 305	4 136	634 VENEERS,PLYWOOD ETC	94 358	6 599	2 298
774 ELECTRO-MEDCL,XRAY EQUIP	647	17 191	6 058	635 WOOD MANUFACTURES NES	78 348	16 547	5 695
775 HOUSEHOLD TYPE EQUIP NES	2 849	5 075	1 724	641 PAPER AND PAPERBOARD	295 307	34 920	11 897
776 TRANSISTORS VALVES,ETC	579	31 429	10 638	642 ARTICLES OF PAPER ETC	5 198	732	245
778 ELECTRICAL MACHINERY NES	30 183	70 103	24 485	651 TEXTILE YARN AND THREAD	17 821	10 958	3 798
781 PASS MOTOP VEH EXC BUSES	28 624	49 184	17 014	652 COTTON FABRICS,WOVEN	9 729	12 016	4 046
782 LORRIES SPCL MTR VEH NES	3 935	4 706	1 686	653 WOVN MAN-MADE FIB FABRIC	7 327	7 784	2 680
783 ROAD MOTOR VEHICLES NES	387	441	172	654 OTH WOVN TEXTILE FABRIC	57	218	77
784 MOTOR VEHCL PTS,ACC NES	25 323	46 133	16 081	658 TEXTILE ARTICLES NES	3 422	4 639	1 579
785 MOTOR & OTHER CYCLES ETC	396	862	293	659 FLOOR COVERINGS ETC	566	2 808	959
786 VEH NES NONMOTR,TRAILERS	6 421	5 490	1 937	661 CEMENT ETC BUILDING PROD	213 921	6 029	2 117
791 RAILWAY VEHICLES	7 093	14 348	5 070	663 OTH NONMETAL MINERAL MFS	2 524	642	234
793 SHIPS AND BOATS	23	135	49	664 GLASS	67 356	4 965	1 710
812 PLUMBG HEATING LGHTNG EQU	488	1 281	449	665 GLASSWARE	35 507	23 494	8 127
821 FURNITURE	2 192	2 692	906	666 POTTERY	1 095	455	161
831 TRAVEL GOODS,HANDBAGS	28	127	42	671 PIG IRON ETC	59 881	7 301	2 801
842 MENS OUTERWEAR NOT KNIT	1 049	4 716	1 618	673 IRON AND STEEL SHAPES	259 888	22 576	7 820
843 WOMENS OUTERWEAR NONKNIT	1 998	10 853	3 715	674 IRN,STL UNIV,PLATE SHEET	429 375	35 292	12 593
844 UNDERWEAR NOT KNIT	39	235	81	677 IRN STL WIRE EXCL W ROD	80 704	6 646	2 309
845 UNDERWEAR KNIT NONELASTC	1 999	10 059	3 494	678 IRON,STL TUBES PIPES,ETC	190 111	15 251	5 560
846 UNDERWEAR KNITTED	3 570	30 160	10 381	679 IRN STL CASTINGS UNWORKE	24 525	2 574	879
847 TXLT CLTHNG ACCESSRS NES	2 127	6 097	2 096	682 COPPER EXC CEMENT COPPER	1 021	360	121
848 HEADGEAR,NONTXLT CLOTHNG	559	4 352	1 480	684 ALUMINIUM	72 470	25 550	8 521
851 FOOTWEAR	1 988	9 875	3 457	686 ZINC	1 245	263	57
871 OPTICAL INSTRUMENTS	26	946	345	691 STRUCTURES AND PARTS NES	11 091	2 473	832
872 MEDICAL INSTRUMENTS NES	917	17 486	6 148	692 METAL TANKS BOXES,ETC	4 111	898	329
873 METERS & COUNTERS NES	1 335	4 069	1 499	694 STL COPPR NAILS,NUTS ETC	69 506	11 332	3 900
874 MEASURING CONTROLING INSTR	2 761	42 384	14 758	695 TOOLS	7 927	3 925	1 354
881 PHOTO APPAR & EQUIPT NES	401	6 505	2 277	697 BASE MTL HOUSEHOLD EQUIP	9 471	3 333	1 162
882 PHOTO,CINEMA SUPPLIES	8 006	19 394	6 673	699 OTHER METAL MANUFACTURES	120 346	15 107	5 223
884 OPTICAL GOODS NES	44	2 752	945	713 INTRNL COMBUS PISTN ENGN	55	293	106
885 WATCHES AND CLOCKS	273	1 873	651	714 ENGINES & MOTORS NES	35	707	265
892 PRINTED MATTER	7 011	11 383	3 857	716 ROTATING ELECTRIC PLANT	512	294	108

7 IMPORTS AND EXPORTS (SPECIAL TRADE) BY COUNTRIES OF PRODUCTION AND CONSUMPTION AND BY GROUPS OF THE SITC-REV. II 1985

GROUP DESCRIPTION	DT * 100 KG	1 000 DM	1 000 \$	GROUP DESCRIPTION	DT * 100 KG	1 000 DM	1 000 \$
724 TEXTILE, LEATHER MACHNRY	229	116	41	653 WOVN MAN-MADE FIB FABRIC	20 492	60 966	21 206
728 OTH MACHY FOR SPCL INDUS	4 994	1 628	557	654 OTH WOVEN TEXTILE FABRIC	10 869	31 677	10 724
736 MACHINE TOOLS FOR METAL	5 858	2 702	932	655 KNIT ETC FABRICS	6 266	13 101	4 482
737 METALWORKING MACHNRY NES	778	115	40	656 LACE, RIBBONS, TULLE, ETC	286	2 006	675
743 PUMPS NES, CENTRIFUGES ETC	3 964	1 580	521	657 SPECIAL TEXTILE ETC PROD	6 962	16 390	5 616
744 MECHANICAL HANDLING EQU	1 253	278	98	658 TEXTILE ARTICLES NES	490	997	340
749 NONELEC MACH PTS, ACC NES	13 634	16 084	5 608	662 CLAY, REFRACTORY BLDG PRD	27 237	4 232	1 349
752 AUTOMTIC DATA PROC EQUIP	6	670	205	663 OTH NONMETAL MINERAL MFS	20 958	15 763	5 383
761 TELEVISION RECEIVERS	22 666	17 112	5 717	664 GLASS	9 464	2 429	816
773 ELECTR DISTRIBUTING MACH	377	209	79	665 GLASSWARE	88	254	86
775 HOUSEHOLD TYPE EQUIP NES	8 364	2 902	1 005	671 PIG IRON ETC	37 137	7 638	2 592
778 ELECTRICAL MACHINERY NES	1 533	2 534	859	673 IRON AND STEEL SHAPES	34 823	11 695	4 092
784 MOTOR VEHCL PTS, ACC NES	5 255	1 114	371	674 IRN, STL UNIV, PLATE, SHEET	34 724	13 561	4 614
786 VEH NES NONMOTR, TRAILERS	7 034	1 514	512	675 IRON, STEEL HOOP, STRIP	59 515	18 653	6 432
792 AIRCRAFT	21	1 221	468	677 IRN, STL WIRE EXCL W ROD	8 227	5 761	1 980
812 PLUMB, HEATING, LGHTNG EQU	16 026	3 757	1 284	678 IRON, STL TUBES, PIPES, ETC	34 674	23 120	8 032
821 FURNITURE	938 538	261 222	89 546	681 SILVER, PLATINUM, ETC	26	296	95
831 TRAVEL GOODS, HANDBAGS	7 647	10 948	3 793	682 COPPER EXC CEMENT COPPER	4 608	5 374	1 872
842 MENS OUTERWEAR NOT KNIT	12 627	65 590	22 428	683 NICKEL	1 463	5 224	1 768
843 WOMENS OUTERWEAR NONKNIT	39 945	189 826	64 490	684 ALUMINIUM	1 165	1 850	619
844 UNDERWEAR NOT KNIT	11 152	31 201	10 666	685 LEAD	322	211	75
845 OUTERWEAR KNIT NONELASTC	22 859	52 653	18 556	689 NON-FER BASE METALS NES	83	1 474	483
846 UNDERWEAR KNITTED	18 106	30 014	10 398	691 STRUCTURES AND PARTS NES	95	191	75
847 TXL CLTHNG ACCESRYS NES	5 847	13 442	4 492	692 METAL TANKS, BOXES, ETC	1 211	702	249
848 HEADGEAR, NONTXTL CLOTHING	793	8 292	2 801	693 WIPE PRODUCTS NON ELECTR	1 692	2 721	958
851 FOOTWEAR	36 140	81 060	28 016	694 STL COPPR NAILS NUTS ETC	118	215	76
874 MEASURNG, CONTROLNG INSTR	1 473	1 702	560	695 TOOLS	326	6 465	2 284
882 PHOTO, CINEMA SUPPLIES	44	205	77	697 BASE MTL HOUSEHOLD EQUIP	79	150	52
884 OPTICAL GOODS NES	46	2 488	859	699 OTHER METAL MANUFACTURES	9 085	16 037	5 595
885 WATCHES AND CLOCKS	451	245	83	713 INTRNL COMBUS PISTN ENGN	561	5 655	1 864
893 ARTICLES OF PLASTIC NES	32 675	6 855	2 355	714 ENGINES & MOTORS NES	37	2 733	882
894 TOYS, SPORTING GOODS, ETC	13 122	5 540	1 934	716 ROTATING ELECTRIC PLANT	150	665	226
895 OFFICE SUPPLIES NES	657	128	43	718 OTH POWER GENERATG MACHY	143	285	98
896 WORKS OF ART ETC	5	683	233	721 AGRIC MACHY, EXC TRACTORS	164	212	68
899 OTHER MANUFACTURED GOODS	32 527	13 910	4 742	723 CIVIL ENGINEERG EQUIP ETC	15 292	7 348	2 784
941 ZOO ANIMALS, PETS	27	115	38	724 TEXTILE, LEATHER MACHNRY	805	5 369	1 875
971 GOLD, NON MONETARY NES		190	59	725 PAPER ETC MILL MACHINERY	90	251	82
				726 PRINTG, BKBINDG MACHY, PTS	55	367	122
EXPORTS	4 054 495	915 544	316 645	728 OTH MACHY FOR SPCL INDUS	1 291	6 448	2 164
001 LIVE ANIMALS	2 394	583	177	736 MACHINE TOOLS FOR METAL	2 461	9 000	3 257
01* MEAT FRESH, CHILLD, FROZEN	7 698	1 488	479	737 METALWORKING MACHNRY NES	16	170	61
014 MEAT PREPD, PRSVD, NES ETC	933	915	326	741 HEATING COOLING EQUIPMNT	579	2 841	992
022 MILK AND CREAM	10 549	1 318	494	742 PUMPS FOR LIQUIDS ETC	400	2 212	778
024 CHEESE AND CURD	62	130	46	743 PUMPS NES, CENTRIFUGES ETC	371	1 978	699
041 WHEAT ETC UNMILLED	4 000	150	51	744 MECHANICAL HANDLING EQU	1 613	1 455	498
048 CEREAL ETC PREPARATIONS	987	1 018	360	745 NONELEC MACHY, TOOLS NES	138	1 637	525
054 VEG ETC FRSH, SMPLY PRSVD	275	272	105	749 NONELEC MACH PTS, ACC NES	4 154	13 807	4 776
061 SUGAR AND HONEY	7 279	909	332	752 AUTOMTIC DATA PROC EQUIP	3	789	267
071 COFFEE AND SUBSTITUTES	3 302	5 993	2 141	759 OFFICE & ADP MCH PTS, ACC	1	269	98
073 CHOCOLATE AND PRODUCTS	232	192	66	761 TELEVISION RECEIVERS	81	321	114
076 SPICES	70	111	39	763 SOUND RECORDRS, PHONOGRPH	55	917	305
081 FEEDING STUFF FOR ANIMLS	70 895	6 482	2 151	764 TELECOM EQPT PTS ACC NES	43	1 191	427
091 MARGARINE AND SHORTENING	378	132	49	771 ELECTRIC POWER MACHY NES	16	272	96
098 EDIBLE PRODUCTS, PREPS NES	4 248	4 027	1 442	772 SWITCHGEAR ETC & PTS NES	821	7 486	2 613
111 NON-ALCOHL BEVERAGES NES	3 062	517	173	773 ELECTR DISTRIBUTING MACH	2 278	3 767	1 332
112 ALCOHOLIC BEVERAGES	4 892	848	279	774 ELECTRO-MEDCL, XRAY EQUIP	91	2 905	991
122 TOBACCO MFRS	187	664	241	775 HOUSEHOLD TYPE EQUIP NES	212	638	222
211 HIDES, SKINS, UNDRRESSED	203	110	38	776 TRANSISTORS, VALVES, ETC	87	1 751	596
233 RUBBER, SYNTHETIC, RECLAIMD	9 247	5 450	1 845	778 ELECTRICAL MACHINERY NES	6 811	7 580	2 719
247 OTH WOOD ROUGH, SQUARED	1 327	332	113	781 PASS MOTOR VEH EXC BUSES	689	1 366	468
248 WOOD SHAPED	312	100	38	782 LORRIES SPCL MTR VEH NES	65	244	79
274 SULPHUR ETC	18 329	1 088	365	784 MOTOR VEHCL PTS, ACC NES	405	1 173	406
278 OTHER CRUDE MINERALS	12 972	654	221	786 VEH NES NONMOTR, TRAILERS	56	93	33
287 BASE METAL ORES, CONC NES	14 330	1 152	372	791 RAILWAY VEHICLES	307	1 077	411
292 CRUDE VEG MATERIALS NES	1 329	1 724	586	792 AIRCRAFT	9	186	62
322 COAL, LIGNITE, PEAT	27 148	1 179	415	812 PLUMB, HEATING, LGHTNG EQU	65	138	48
323 BRIQUETS, COKE, SEMI-COKE	2 854 767	96 727	34 432	821 FURNITURE	1 475	620	205
334 PETROLEUM PRODUCTS, REFIN	32 451	13 801	4 715	831 TRAVEL GOODS, HANDBAGS	198	369	140
335 RESIDUAL PETRLM PROD NES	20 856	1 566	519	842 MENS OUTERWEAR NOT KNIT	19	128	39
424 FIXED VEG OIL NONSOFT	22 557	5 060	1 656	843 WOMENS OUTERWEAR NONKNIT	89	697	234
431 PROCESD ANML VEG OIL, ETC	12 062	4 546	1 501	844 UNDERWEAR NOT KNIT	60	226	74
511 HYDROCARBONS NES, DERIVS	20 373	3 848	1 287	845 UNDERWEAR KNIT NONELASTC	64	491	164
512 ALCOHOLS, PHENOLS, ETC	43 528	22 083	7 449	846 UNDERWEAR KNITTED	62	313	105
513 ORGANIC ACIDS, ETC	36 359	11 814	3 984	847 TXL CLTHNG ACCESRYS NES	301	2 782	980
514 NITROGEN-FUNCT COMPOUNDS	13 093	13 461	4 586	848 HEADGEAR, NONTXTL CLOTHING	804	1 614	563
515 ORG-INORG COMPOUNDS ETC	22 066	24 763	7 964	851 FOOTWEAR	225	611	197
516 OTHER ORGANIC CHEMICALS	4 645	2 950	982	871 OPTICAL INSTRUMENTS	1	132	43
522 INORG ELEMNTS, OXIDES, ETC	59 755	12 516	4 259	872 MEDICAL INSTRUMENTS NES	267	2 537	916
523 OTHR INORGANIC CHEMICALS	22 393	0 495	2 917	874 MEASURNG CONTROLNG INSTR	396	9 304	3 263
524 RADIOACTIVE ETC MATERIAL	1	149	53	881 PHOTO APPAR & EQUIPT NES	2	133	47
531 SYNT DYE, NAT INDGO, LAKES	6 471	22 707	7 937	882 PHOTO CINEMA SUPPLIES	277	914	312
532 DYES NES, TANNING PRODS	831	225	81	884 OPTICAL GOODS NES	7	346	133
533 PIGMENTS, PAINTS, ETC	34 742	18 670	6 470	892 PRINTED MATTER	739	1 237	426
541 MEDICINAL ETC PRODUCTS	3 733	22 044	7 798	893 ARTICLES OF PLASTIC NES	6 630	4 668	1 584
55* ESSENTL OIL PERFUME, ETC	380	2 307	809	894 TOYS SPORTING GOODS ETC	193	296	95
553 PERFUMERY COSMETICS, ETC	189	150	56	895 OFFICE SUPPLIES NES	20	431	148
554 SOAPS, CLEANING ETC PREPS	10 094	4 141	1 455	897 GOLD, SILVER WARE, JEWELRY	1	128	44
562 FERTILIZERS MANUFACTURED	2 080	148	52	898 MUSICAL INSTRUMENTS PTS	813	3 186	1 061
582 PROD OF CONDENSATION ETC	30 012	17 831	6 181	899 OTHER MANUFACTURED GOODS	1 869	9 507	3 284
583 PROD OF POLYMERIZING ETC	13 263	5 769	3 054	971 GOLD, NON MONETARY NES		118	40
584 CELLULOSE DERIVATIVES ETC	1 636	1 503	514	BULGARIA			
585 PLASTIC MATERIALS NES	103	96	32	IMPORTS	2 673 468	463 930	162 024
591 PESTICIDES, DISINFECTANTS	12 868	25 852	8 646	01* MEAT FRESH CHILLD FROZEN	6 795	4 862	1 652
592 STARCH, INULIN, GLUTEN, ETC	13 155	3 051	1 037	024 CHEESE AND CURD	22 408	16 153	5 542
596 MISC CHEMICAL PRODS NES	113 780	43 647	15 511	034 FISH FRESH, CHILLED FROZN	1 289	408	142
611 LEATHER	6 025	20 114	6 968	054 VEGTBL ETC PRSVD PREPD	86 815	5 109	3 057
612 LEATHER ETC MANUFACTURES	1 998	4 652	1 645	057 FRUIT NUTS, FRESH DRIED	23 455	3 605	1 226
621 MATERIALS OF RUBBER	1 704	1 518	568	058 FRUIT PRESERVED, PREPARED	33 651	5 418	1 850
628 RUBBER ARTICLES NES	392	1 986	694	061 SUGAR AND HONEY	7 360	1 611	559
634 VENEERS, PLYWOOD, ETC	2 037	1 744	637	075 SPICES	9 264	1 435	478
641 PAPER AND PAPERBOARD	2 733	1 485	502	08* FEEDING STUFF FOR ANIMLS	9 201	5 870	2 015
642 ARTICLES OF PAPER ETC	10 978	3 458	1 210				
651 TEXTILE YARN AND THREAD	2 483	6 668	2 291				
652 COTTON FABRICS, WOVEN	8 386	28 208	9 772				

7 IMPORTS AND EXPORTS (SPECIAL TRADE) BY COUNTRIES OF PRODUCTION AND CONSUMPTION AND BY GROUPS OF THE SITC-REV. II 1985

GROUP DESCRIPTION	DT * 100 KG	1 000 DM	1 000 \$	GROUP DESCRIPTION	DT * 100 KG	1 000 DM	1 000 \$
112 ALCOHOLIC BEVERAGES	73 553	8 461	2 841	122 TOBACCO MFERS	353	956	315
121 TOBACCO UNMNFCTRD, REFUSE	21 719	17 405	5 895	211 HIDES, SKINS, UNDRESSED	25 415	14 495	4 873
212 FUR SKINS UNDRESSED	22	726	222	232 RUBBER, SYNTHETIC, RECLAIMED	23 143	6 872	2 315
222 SEEDS FOR SOFT/FIXED OIL	131 566	14 512	5 402	248 WOOD SHAPED	725	298	99
223 SEEDS FOR OTH FIXED OILS	2 627	405	146	267 OTHER MAN-MADE FIBRES	3 981	2 484	909
233 RUBBER, SYNTHETIC, RECLAIMED	9 011	1 678	562	268 WOOL (EXC TOPS), ANML HAIR	128	126	43
251 PULP AND WASTE PAPER	11 000	1 094	354	277 NATURAL ABRASIVES NES	2	971	368
266 SYNTHETIC FIBRE TO SPIN	1 625	462	163	278 OTHER CRUDE MINERALS	23 991	2 197	741
267 OTHER MAN-MADE FIBRES	37 487	8 783	3 039	287 BASE METAL ORES, CONC NES	30 424	3 184	1 081
268 WOOL (EXC TOPS), ANML HAIR	2 012	1 374	496	292 CRUDE VEG MATERIALS NES	8 090	2 096	704
287 BASE METAL ORES, CONC NES	903	494	156	323 BRIQUETS, COKE, SEMI-COKE	148 465	4 491	1 442
288 NONFERR METAL SCRAP NES	24 370	3 770	1 315	334 PETROLEUM PRODUCTS REFIN	17 564	7 952	2 737
289 PREC METAL ORE, WASTE NES	155	516	182	335 RESIDUAL PETRLM PROD NES	11 432	1 417	507
292 CRUDE VEG MATERIALS NES	27 516	10 023	3 528	424 FIXED VEG OIL NONSOFT	1 187	330	107
334 PETROLEUM PRODUCTS, REFIN	1 159 840	79 188	29 087	431 PROCESD ANML VEG OIL, ETC	17 763	4 292	1 481
335 RESIDUAL PETRLM PROD NES	71 481	7 732	2 650	511 HYDROCARBONS NES, DERIVS	6 731	1 349	443
431 PROCESD ANML VEG OIL, ETC	6 472	841	291	512 ALCOHOLS, PHENOLS, ETC	39 287	15 742	5 367
512 ALCOHOLS, PHENOLS ETC	738	121	41	513 ORGANIC ACIDS, ETC	27 333	10 850	3 725
513 ORGANIC ACIDS, ETC	7 722	2 029	688	514 NITROGEN-FUNCTN COMPOUNDS	9 948	5 785	1 983
514 NITROGEN-FUNCTN COMPOUNDS	8 567	1 217	415	515 ORG-INORG COMPOUNDS ETC	12 526	10 950	3 625
515 ORG-INORG COMPOUNDS ETC	2 529	1 161	385	516 OTHER ORGANIC CHEMICALS	14 418	8 604	2 852
516 OTHER ORGANIC CHEMICALS	1 704	220	71	522 INORG ELEMNTS, OXIDES, ETC	37 016	12 497	4 325
522 INORG ELEMNTS, OXIDES, ETC	2 138	1 285	447	523 OTHR INORGANIC CHEMICALS	29 487	7 289	2 491
523 OTHR INORGANIC CHEMICALS	624	1 031	362	524 RADIOACTIVE ETC MATERIAL	11	250	86
541 MEDICINAL ETC PRODUCTS	752	5 039	1 714	531 SYNT DYE, NAT INDGO, LAKES	5 016	15 682	5 237
551 ESSENTL OIL, PERFUME, ETC	166	887	318	532 DYES NES, TANNING PRODS	7 731	2 000	663
554 SOAPS, CLEANING ETC PREPS	1 785	400	140	533 PIGMENTS, PAINTS, ETC	43 811	28 091	9 601
582 PROD OF CONDENSATION ETC	6 406	1 925	675	541 MEDICINAL ETC PRODUCTS	18 284	24 242	8 165
583 PROD OF POLYMERIZING ETC	2 889	392	134	551 ESSENTL OIL, PERFUME, ETC	380	1 711	580
591 PESTICIDES, DISINFECTANTS	880	184	68	553 PERFUMERY, COSMETICS, ETC	1 688	3 004	1 061
592 STARCH, INULIN, GLUTEN ETC	2 164	719	271	554 SOAPS, CLEANING ETC PREPS	50 688	19 075	6 499
598 MISC CHEMICAL PRODS NES	1 642	343	114	562 FERTILIZERS MANUFACTURED	2 390	629	206
635 WOOD MANUFACTURES NES	539	195	64	572 EXPLOSIVES, PYROTECH PROD	2	114	36
641 PAPER AND PAPERBOARD	9 252	1 111	362	582 PROD OF CONDENSATION ETC	49 867	31 069	10 740
651 TEXTILE YARN AND THREAD	3 826	2 685	940	583 PROD OF POLYMERIZING ETC	118 608	42 460	14 584
652 COTTON FABRICS, WOVEN	4 074	3 769	1 276	584 CELLULOSE DERIVATIVES ETC	10 419	8 105	2 723
653 WOVN MAN-MADE FIB FABRIC	2 939	3 619	1 297	585 PLASTIC MATERIALS NES	1 211	970	358
654 OTH WOVEN TEXTILE FABRIC	90	891	300	591 PESTICIDES, DISINFECTANTS	10 830	24 271	7 894
658 TEXTILE ARTICLES NES	5 752	3 973	1 413	592 STARCH INULIN, GLUTEN, ETC	5 959	2 327	810
659 FLOOR COVERINGS ETC	886	3 427	1 168	598 MISC CHEMICAL PRODS NES	100 773	37 647	13 034
661 CEMENT ETC BUILDING PROD	22 667	713	239	611 LEATHER	6 207	1 955	660
665 GLASSWARE	349	235	85	612 LEATHER ETC MANUFACTURES	573	1 114	383
666 POTTERY	1 014	290	106	613 FUR SKINS TANNED, DRESSED	9	465	167
667 PEARL, PREC-, SEMI-P STONE	46	1 090	369	621 MATERIALS OF RUBBER	1 755	2 399	852
671 PIG IRON ETC	7 833	1 434	493	625 RUBBER TYRES, TUBES	6 443	4 216	1 452
672 IRON, STL PRIMARY FORMS	210 006	15 409	5 599	628 RUBBER ARTICLES NES	609	2 025	699
674 IRN, STL UNIV PLATE, SHEET	260 314	19 470	6 751	634 VENEERS, PLYWOOD, ETC	936	419	150
678 IRON, STL TUBES, PIPES, ETC	42 731	3 073	1 008	635 WOOD MANUFACTURES NES	170	170	56
681 SILVER, PLATINUM, ETC	1	197	66	641 PAPER AND PAPERBOARD	42 954	12 051	4 174
689 NON-FER BASE METALS NES	146	364	129	642 ARTICLES OF PAPER ETC	27 736	11 384	3 934
694 STL, COPPR NAILS, NUTS, ETC	10 880	1 147	396	651 TEXTILE YARN AND THREAD	7 729	13 618	4 690
695 TOOLS	644	1 324	468	652 COTTON FABRICS, WOVEN	5 184	12 822	4 401
712 STEAM ENGINES TURBINES	19	200	72	653 WOVN MAN-MADE FIB FABRIC	3 848	12 070	4 149
716 ROTATING ELECTRIC PLANT	7 480	2 600	916	654 OTH WOVEN TEXTILE FABRIC	128	557	189
718 OTH POWER GENERATG MACHY	39	161	52	655 KNIT ETC FABRICS	1 331	3 093	1 043
726 PRINTG, BKBINDG MACHY, PTS	127	130	46	656 LACE, RIBBONS, TULLE, ETC	139	1 007	348
728 OTH MACHY FOR SPCL INDUS	131	399	130	657 SPECIAL TEXTILE ETC PROD	14 521	18 316	6 716
736 MACHINE TOOLS FOR METAL	9 691	5 529	1 904	658 TEXTILE ARTICLES NES	272	513	168
737 METALWORKING MACHNRY NES	194	460	144	659 FLOOR COVERINGS ETC	194	175	54
741 HEATING, COOLING EQUIPMNT	41	573	174	662 CLAY, REFRACTORY BLDG PRD	186 111	26 875	9 360
744 MECHANICAL HANDLING EQU	15 324	8 053	2 687	663 OTH NONMETAL MINERAL MFS	25 173	12 187	4 294
749 NONELEC MACH PTS, ACC NES	1 456	1 585	549	664 GLASS	7 302	4 992	1 720
751 OFFICE MACHINES	1 317	1 999	720	665 GLASSWARE	360	572	200
764 TELECOM EQPT PTS, ACC NES	118	276	91	667 PEARL PREC-, SEMI-P STONE	1	189	66
771 ELECTRIC POWER MACHY NES	1 864	1 634	583	671 PIG IRON ETC	17 289	3 459	1 170
772 SWITCHGEAR ETC & PTS NES	46	237	74	673 IRON AND STEEL SHAPES	180 155	21 980	7 568
778 ELECTRICAL MACHINERY NES	1 287	2 011	686	674 IRN, STL UNIV. PLATE, SHEET	185 549	34 725	11 755
782 LORRIES, SPCL MTR VEH NES	140	96	32	675 IRON, STEEL HOOP, STRIP	84 733	16 300	5 556
786 VEH NES NONMOTR, TRAILERS	7 931	2 567	932	677 IRN, STL WIRE EXCL W ROD	6 957	4 884	1 605
812 PLUMBING, HEATING, LIGHTNG EQU	650	96	34	678 IRON, STL TUBES PIPES, ETC	81 656	25 527	8 627
821 FURNITURE	34 123	8 955	3 049	681 SILVER, PLATINUM, ETC	241	4 816	1 603
831 TRAVEL GOODS HANDBAGS	1 520	1 430	486	682 COPPER EXC CEMENT COPPER	12 510	19 467	6 565
842 MENS OUTERWEAR NOT KNIT	4 154	9 096	3 093	683 NICKEL	1 413	4 850	1 646
843 WOMENS OUTERWEAR NONKNIT	5 503	29 734	10 113	684 ALUMINIUM	19 233	22 174	7 490
844 UNDERWEAR NOT KNIT	9 128	19 924	6 790	689 NON-FER BASE METALS NES	25	278	93
845 OUTERWEAR KNIT NONELASTC	9 762	23 378	8 051	691 STRUCTURES AND PARTS NES	5 896	5 012	1 650
846 UNDERWEAR KNITTED	5 813	7 824	2 699	692 METAL TANKS, BOXES, ETC	3 129	2 034	722
848 HEADGEAR, NONTXL CLOTHNG	3	127	40	693 WIRE PRODUCTS NON ELECTR	12 292	5 439	1 931
851 FOOTWEAR	1 364	2 720	905	694 STL COPPR NAILS NUTS, ETC	3 782	2 543	870
872 MEDICAL INSTRUMENTS NES	2	189	72	695 TOOLS	2 042	12 398	4 409
874 MEASURING, CONTROLLNG INSTR	45	404	131	696 CUTLERY	44	306	104
893 ARTICLES OF PLASTIC NES	51	96	35	697 BASE MTL HOUSEHOLD EQUIP	139	241	80
894 TOYS, SPORTING GOODS, ETC	8 585	2 785	974	699 OTHER METAL MANUFACTURES	9 564	10 544	3 619
896 WORKS OF ART ETC	73	292	107	700 INDUSTRIAL PLANT CHAP 84	955	4 328	1 491
898 MUSICAL INSTRUMENTS, PTS	183	292	105	703 INDUSTRIAL PLANT, CHAP 85	262	1 249	469
899 OTHER MANUFACTURED GOODS	499	229	82	711 STEAM BOILERS & AUX PLNT	592	1 535	505
961 COIN NONGOLD, NONCURRENT	1	135	44	712 STEAM ENGINES, TURBINES	192	577	226
971 GOLD, NON MONETARY NES	2 222	166	728	713 INTRNL COMBUS PISTN ENGN	1 859	5 598	1 930
972 GOLD COIN	1	166	53	716 ROTATING ELECTRIC PLANT	1 662	6 156	2 140
				718 OTH POWER GENERATG MACHY	451	1 970	665
EXPORTS	2 464 747	1 640 955	567 507	721 AGRIC MACHY, EXC TRACTORS	8 538	13 949	4 799
001 LIVE ANIMALS	6 845	4 366	1 607	723 CIVIL ENGINEERG EQUIP ETC	10 797	17 448	6 374
011 MEAT FRESH, CHILLD, FROZEN	8 314	1 211	395	724 TEXTILE, LEATHER MACHNRY	16 572	73 414	26 236
022 MILK AND CREAM	94 800	8 149	2 821	725 PAPER ETC MILL MACHINERY	554	3 128	1 109
043 BARLEY UNMILLED	94 826	3 103	1 071	726 PRINTG, BKBINDG MACHY, PTS	4 417	12 604	4 491
048 CEREAL ETC PREPARATIONS	1 643	1 482	505	727 FOOD MACHY, NON-DOMESTIC	345	2 654	946
054 VEG ETC FRSH, SMPLY PRSVD	356	399	129	728 OTH MACHY FOR SPCL INDUS	41 710	79 893	28 623
061 SUGAR AND HONEY	2 007	395	138	736 MACHINE TOOLS FOR METAL	33 267	141 908	49 297
071 COFFEE AND SUBSTITUTES	871	1 863	671	737 METALWORKING MACHNRY NES	9 766	12 217	4 166
073 CHOCOLATE AND PRODUCTS	2 470	1 703	557	741 HEATING, COOLING EQUIPMNT	8 080	29 977	10 425
081 FEEDING STUFF FOR ANMLS	55 604	8 242	2 775	742 PUMPS FOR LIQUIDS ETC	5 523	17 315	6 062
098 EDIBLE PRODUCTS, PREPS NES	816	685	248	743 PUMPS NES, CENTRIFUGES ETC	3 620	16 249	5 694
112 ALCOHOLIC BEVERAGES	3 200	1 302	442	744 MECHANICAL HANDLING EQU	7 961	17 377	6 193
121 TOBACCO UNMNFCTRD, REFUSE	3 341	2 384	803	745 NONELEC MACHY TOOLS NES	5 875	34 073	11 724
				749 NONELEC MACH PTS, ACC NES	22 854	102 373	35 594

7 IMPORTS AND EXPORTS (SPECIAL TRADE) BY COUNTRIES OF PRODUCTION AND CONSUMPTION AND BY GROUPS OF THE SITC-REV. II 1985

GROUP DESCRIPTION	DT * 100 KG	1 000 DM	1 000 \$	GROUP DESCRIPTION	DT * 100 KG	1 000 DM	1 000 \$
751 OFFICE MACHINES	287	4 411	1 509	700 INDUSTRIAL PLANT, CHAP 84	73	506	194
752 AUTOMATIC DATA PROC EQUIP	986	6 864	2 348	713 INTRNL COMBUS PISTN ENGN	25	271	85
759 OFFICE & ADP MCH PTS, ACC	483	2 500	853	723 CIVIL ENGINEERG EQUIP ETC	2 457	818	277
761 TELEVISION RECEIVERS	1 207	4 591	1 591	724 TEXTILE, LEATHER MACHNRY	64	926	309
762 RADIO BROADCAST RECEIVRS	584	2 930	933	728 OTH MACHY FOR SPCL INDUS	329	812	279
763 SOUND RECORDRS, PHONOGRPH	287	3 954	1 370	736 MACHINE TOOLS FOR METAL	410	259	79
764 TELECOM EQPT, PTS, ACC NES	1 115	10 250	3 577	737 METALWORKING MACHNRY NES	63	100	32
771 ELECTRIC POWER MACHY NES	1 131	3 202	1 165	741 HEATING, COOLING EQUIPMNT	2 047	2 450	845
772 SWITCHGEAR ETC & PTS NES	946	16 848	5 857	742 PUMPS FOR LIQUIDS ETC	193	1 429	561
773 ELECTR DISTRIBUTING MACH	1 831	3 066	1 116	743 PUMPS NES, CENTRFLUGES ETC	987	4 574	1 517
774 ELECTRO-MEDCL, XRAY EQUIP	485	12 688	4 431	744 MECHANICAL HANDLING EQU	270	257	88
775 HOUSEHOLD TYPE EQUIP NES	1 300	2 007	675	745 NONELEC MACHY, TOOLS NES	49	446	152
776 TRANSISTORS, VALVES, ETC	377	8 850	3 072	746 NONELEC MACH PTS, ACC NES	12	154	47
778 ELECTRICAL MACHINERY NES	35 465	33 978	11 746	761 TELEVISION RECEIVERS	42	146	58
781 PASS MOTOR VEH EXC BUSES	2 710	5 623	1 985	763 SOUND RECORDRS, PHONOGRPH	3	174	68
782 LORRIES, SPCL MTR VEH NES	24 032	25 903	9 021	764 TELECOM EQPT, PTS, ACC NES	47	1 175	404
783 ROAD MOTOR VEHICLES NES	1 138	1 314	454	772 SWITCHGEAR ETC & PTS NES	156	1 267	443
784 MOTOR VEHCL PTS, ACC NES	8 907	14 393	4 917	773 ELECTR DISTRIBUTING MACH	420	402	143
785 MOTOR & OTHER CYCLES ETC	40	105	36	774 ELECTRO-MEDCL, XRAY EQUIP	4	177	58
786 VEH NES NONMOTR, TRAILERS	27 442	14 200	4 504	776 TRANSISTORS, VALVES, ETC	1	230	76
791 RAILWAY VEHICLES	1 955	2 934	1 050	778 ELECTRICAL MACHINERY NES	4 000	2 507	816
793 SHIPS AND BOATS	36	221	79	781 PASS MOTOR VEH EXC BUSES	85	232	76
812 PLUMBING, HEATING, LIGHTNG EQU	553	1 971	746	791 RAILWAY VEHICLES	407	100	32
821 FURNITURE	1 100	1 927	681	872 MEDICAL INSTRUMENTS NES	11	463	164
831 TRAVEL GOODS, HANDBAGS	79	191	63	874 MEASURING, CONTROLLNG INSTR	29	1 191	397
842 MENS OUTERWEAR NOT KNIT	258	839	284	881 PHOTO APPAR & EQUIP* NES	10	289	101
843 WOMENS OUTERWEAR NONKNIT	25	278	86	893 ARTICLES OF PLASTIC NES	41	85	31
845 OUTERWEAR KNIT NONELASTC	149	928	319	895 OFFICE SUPPLIES NES	73	173	55
846 UNDERWEAR KNITTED	33	301	96	898 MUSICAL INSTRUMENTS, PTS	54	303	113
848 HEADGEAR, NONTEXTL CLOTHNG	163	948	325	899 OTHER MANUFACTURED GOODS	25	123	41
851 FOOTWEAR	120	1 045	375				
871 OPTICAL INSTRUMENTS	116	1 336	432	CANARY IS			
872 MEDICAL INSTRUMENTS NES	634	13 334	4 575				
873 METERS & COUNTERS NES	66	729	235	IMPORTS	545 543	95 519	31 000
874 MEASURING, CONTROLLNG INSTR	1 362	35 080	12 230				
881 PHOTO APPAR & EQUIP NES	149	2 153	744	054 VEG ETC FRSH, SMPLY PRSVD	475 302	75 504	24 120
882 PHOTO, CINEMA SUPPLIES	968	2 901	1 032	057 FRUIT, NUTS, FRESH, DRIED	768	152	49
884 OPTICAL GOODS NES	96	2 344	847	292 CRUDE VEG MATERIALS NES	8 290	13 807	4 622
885 WATCHES AND CLOCKS	54	3 668	1 208	335 RESIDUAL PETRLM PROD NES	705	118	39
892 PRINTED MATTER	1 968	11 139	3 927	411 ANIMAL OILS AND FATS	59 714	4 536	1 691
893 ARTICLES OF PLASTIC NES	3 360	6 442	2 231	771 ELECTRIC POWER MACHY NES	6	187	61
894 TOYS, SPORTING GOODS, ETC	916	1 855	625	781 PASS MOTOR VEH EXC BUSES	52	226	76
895 OFFICE SUPPLIES NES	126	1 109	380	894 TOYS, SPORTING GOODS, ETC	77	106	40
896 WORKS OF ART ETC	4	608	223				
897 GOLD, SILVER WARE, JEWELRY	1	645	229	EXPORTS	446 989	243 491	83 490
898 MUSICAL INSTRUMENTS, PTS	1 453	9 468	3 270				
899 OTHER MANUFACTURED GOODS	509	2 943	996	011 MEAT FRESH CHILLD, FROZEN	5 030	1 385	464
971 GOLD, NON MONETARY NES	1	1 605	514	012 MEAT DRIED, SALTED, SMOKED	244	448	158
				014 MEAT PREPD PRSVD, NES ETC	2 489	2 060	714
ALBANIA				022 MILK AND CREAM	118 759	10 242	3 506
IMPORTS	884 968	38 676	13 329	023 BUTTER	3 187	1 256	417
				024 CHEESE AND CURD	6 185	3 187	1 098
054 VEG ETC FRSH, SMPLY PRSVD	21 902	2 619	855	037 FISH ETC PREPD PRSVD NES	304	386	135
056 VEGETABLES ETC PRSVD, PREPD	1 930	995	343	048 CEREAL ETC PREPARATIONS	45 036	4 345	1 569
057 FRUIT, NUTS, FRESH, DRIED	2 915	431	148	054 VEG ETC FRSH, SMPLY PRSVD	1 799	1 510	486
287 BASE METAL ORES, CONC NES	842 359	21 011	7 279	056 VEGETABLES ETC PRSVD, PREPD	2 937	895	312
288 NONFERR METAL SCRAP NES	2 788	1 021	406	058 FRUIT PRESERVED, PREPARED	4 194	980	332
292 CRUDE VEG MATERIALS NES	8 046	3 207	1 113	062 SUGAR PREPS NON-COCOA	413	273	91
658 TEXTILE ARTICLES NES	213	203	63	071 COFFEE AND SUBSTITUTES	1 434	2 428	826
659 FLOOR COVERINGS ETC	1 251	6 127	2 082	073 CHOCOLATE AND PRODUCTS	359	284	94
842 MENS OUTERWEAR NOT KNIT	208	241	90	075 SPICES	91	121	38
844 UNDERWEAR NOT KNIT	409	906	304	091 MARGARINE AND SHORTENING	3 201	1 176	398
899 OTHER MANUFACTURED GOODS	1 371	1 139	390	098 EDIBLE PRODCTS, PREPS NES	4 082	1 389	473
EXPORTS	89 863	46 447	15 688	111 NON-ALCOHL BEVERAGES NES	14 049	1 590	552
				112 ALCOHOLIC BEVERAGES	30 235	3 785	1 311
072 COCOA	320	182	64	122 TOBACCO MFRS	9 782	11 687	3 839
233 RUBBER, SYNTHETIC, RECLAIMD	494	269	97	248 WOOD SHAPED	830	81	31
278 OTHER CRUDE MINERALS	584	106	34	274 SULPHUR ETC	3 500	222	81
292 CRUDE VEG MATERIALS NES	44	138	49	292 CRUDE VEG MATERIALS NES	350	295	98
322 COAL, LIGNITE, PEAT	12 595	245	79	322 COAL, LIGNITE, PEAT	10 160	291	99
334 PETROLEUM PRODUCTS, REFIN	880	256	86	334 PETROLEUM PRODUCTS, REFIN	1 073	386	136
512 ALCOHOLS, PHENOLS, ETC	377	144	44	335 RESIDUAL PETRLM PROD NES	2 556	397	133
513 ORGANIC ACIDS, ETC	898	368	115	423 FIXED VEG OILS, SOFT	58 554	11 603	3 862
514 NITROGEN-FUNCTN COMPOUNDS	366	146	46	424 FIXED VEG OIL NONSOFT	1 148	467	160
515 ORG-INORG COMPOUNDS ETC	414	468	150	513 ORGANIC ACIDS, ETC	725	272	98
522 INORG ELEMNTS, OXIDES, ETC	1 216	407	132	533 PIGMENTS, PAINTS, ETC	2 678	1 945	650
523 OTHR INORGANIC CHEMICALS	1 086	435	136	553 PERFUMERY, COSMETICS, ETC	186	324	107
531 SYNT DYE, NAT INDO, LAKES	470	1 291	445	554 SOAPS, CLEANING ETC PREPS	187	167	54
533 PIGMENTS, PAINTS, ETC	224	276	90	582 PROD OF CONDENSATION ETC	53	84	30
541 MEDICINAL ETC PRODUCTS	13	166	53	583 PROD OF POLYMERIZING ETC	2 297	1 949	660
554 SOAPS, CLEANING ETC PREPS	2 405	694	243	584 CELLULOSE DERIVATIVES ETC	341	309	99
582 PROD OF CONDENSATION ETC	392	402	129	591 PESTICIDES, DISINFECTANTS	385	231	79
583 PROD OF POLYMERIZING ETC	1 030	363	120	598 MISC CHEMICAL PRODS NES	1 848	566	195
591 PESTICIDES, DISINFECTANTS	426	637	202	625 RUBBER TYRES, TUBES	1 944	1 697	574
592 STARCH INULIN, GLUTEN, ETC	158	170	55	628 RUBBER ARTICLES NES	86	295	96
598 MISC CHEMICAL PRODS NES	2 056	498	162	634 VENEERS PLYWOOD, ETC	412	310	110
605 INDUSTRIAL PLANT, CHAP 73	39	90	35	635 WOOD MANUFACTURES NES	531	568	191
641 PAPER AND PAPERBOARD	1 587	643	215	641 PAPER AND PAPERBOARD	3 857	1 239	420
657 SPECIAL TEXTILE ETC PROD	111	171	61	642 ARTICLES OF PAPER ETC	7 380	3 323	1 146
662 CLAY, REFRACTORY BLDG PRD	2 288	189	63	651 TEXTILE YARN AND THREAD	58	152	51
663 OTH NONMETAL MINERAL MFS	710	680	229	652 COTTON FABRICS, WOVEN	46	189	67
673 IRON AND STEEL SHAPES	4 140	892	306	653 WOVN MAN-MADE FIB FABRIC	44	192	68
674 IRN, STL UNIV, PLATE, SHEET	2 740	470	156	657 SPECIAL TEXTILE ETC PROD	492	676	240
675 IRON, STEEL HOOP, STRIP	5 767	911	321	658 TEXTILE ARTICLES NES	56	171	56
677 IRN, STL WIRE EXCL W ROD	2 350	514	169	659 FLOOR COVERINGS ETC	1 461	1 314	456
678 IRON, STL TUBES, PIPES, ETC	23 312	4 803	1 590	662 CLAY REFRACTORY BLDG PRD	2 679	262	95
681 SILVER, PLATINUM, ETC		90	31	663 OTH NONMETAL MINERAL MFS	259	297	105
682 COPPER EXC CEMENT COPPER	1 279	774	250	664 GLASS	4 399	634	222
684 ALUMINIUM	1 066	748	263	665 GLASSWARE	796	589	197
686 ZINC	1 921	982	339	666 POTTERY	242	346	118
687 TIN	639	2 262	759	678 IRON STL TUBES PIPES, ETC	3 541	598	204
692 METAL TANKS BOXES, ETC	514	262	89	682 COPPER EXC CEMENT COPPER	621	541	189
699 OTHER METAL MANUFACTURES	66	410	132	684 ALUMINIUM	3 273	2 218	1 067
				691 STRUCTURES AND PARTS NES	1 192	673	235
				692 METAL TANKS, BOXES, ETC	1 556	923	300

7 IMPORTS AND EXPORTS (SPECIAL TRADE) BY COUNTRIES OF PRODUCTION AND CONSUMPTION AND BY GROUPS OF THE SITC-REV. II 1985

GROUP DESCRIPTION	DT * 100 KG	1 000 DM	1 000 \$	GROUP DESCRIPTION	DT * 100 KG	1 000 DM	1 000 \$
694 STL COPPR NAILS,NUTS,ETC	133	273	91	716 ROTATING ELECTRIC PLANT	14	116	38
695 TOOLS	651	1 741	591	743 PUMPS NES,CENTRIFUGES ETC	5	208	71
696 CUTLERY	41	293	97	752 AUTOMATIC DATA PROC EQUIP	5	209	74
697 BASE MTL HOUSEHOLD EQUIP	496	987	336	759 OFFICE & ADP MCH PTS,ACC	19	1 578	548
699 OTHER METAL MANUFACTURES	1 469	1 916	645	792 AIRCRAFT	5	744	258
713 INTRNL COMBUS PISTN ENGN	725	3 423	1 170	831 TRAVEL GOODS,HANDBAGS	101	795	268
716 ROTATING ELECTRIC PLANT	133	252	83	842 MENS OUTERWEAR NOT KNIT	6 370	21 633	7 434
721 AGRIC MACHY,EXC TRACTORS	32	121	41	843 WOMENS OUTERWEAR NONKNIT	16 079	55 609	18 908
723 CIVIL ENGINEERG EQUIP ETC	29	115	43	844 UNDERWEAR NOT KNIT	743	3 902	1 315
724 TEXTILE,LEATHER MACHNRY	94	417	147	845 OUTERWEAR KNIT NONELASTC	12 691	50 302	17 375
725 PAPER ETC MILL MACHINERY	62	127	47	846 UNDERWEAR KNITTED	7 223	10 368	3 516
726 PRINTG,BKBINDG MACHY,PTS	28	168	53	847 TXTL CLTHNG ACCESSRYS NES	1 147	2 307	755
727 FOOD MACHRY NON-DOMESTIC	173	1 345	474	848 HEADGEAR,NONTXTL CLOTHNG	560	6 540	2 144
728 OTH MACHRY FOR SPCL INDUS	1 112	6 355	2 273	851 FOOTWEAR	826	2 358	775
736 MACHINE TOOLS FOR METAL	57	113	34	885 WATCHES AND CLOCKS	17	377	131
741 HEATING,COOLING EQUIPMNT	407	1 060	378	899 OTHER MANUFACTURED GOODS	785	803	276
742 PUMPS FOR LIQUIDS ETC	44	213	74	951 WAR FIREARMS,AMMUNITION	16	87	31
743 PUMPS NES,CENTRIFUGES ETC	173	653	210				
744 MECHANICAL HANDLING EQU	556	759	266	EXPORTS	2 762 693	645 496	221 400
745 NONELEC MACHY,TOOLS NES	1 592	7 854	2 600	001 LIVE ANIMALS	18 508	6 603	2 409
749 NONELEC MACH PTS,ACC NES	652	2 296	776	011 MEAT FRESH,CHILLD,FROZEN	18 977	4 381	1 610
751 OFFICE MACHINES	456	1 436	509	022 MILK AND CREAM	12 693	2 804	1 013
752 AUTOMATIC DATA PROC EQUIP	21	559	175	023 BUTTER	3 981	1 564	629
759 OFFICE & ADP MCH PTS,ACC	9	189	58	024 CHEESE AND CURD	920	388	123
761 TELEVISION RECEIVERS	1 650	4 460	1 523	048 CEREAL ETC PREPARATIONS	145	136	50
762 RADIO BROADCAST RECEIVRS	159	456	164	054 VEG ETC FRSH,SMPLY PRSVD	4 650	534	189
763 SOUND RECORDRS,PHONOGRPH	266	2 354	782	061 SUGAR AND HONEY	1 289	162	57
764 TELECOM EQPT,PTS,ACC NES	536	1 381	477	074 TEA AND MATE	76	152	52
772 SWITCHGEAR ETC & PTS NES	243	1 281	439	323 RUBBER,SYNTHTC,RECLAIMD	9 892	3 299	1 102
773 ELECTR DISTRIBUTING MACH	67	98	32	366 SYNTHETIC FIBRE TO SPIN	31 178	13 651	4 748
774 ELECTRO-MEDCL,XRAY EQUIP	18	285	96	268 WOOL(EXC TOPS),ANML HAIR	551	500	164
775 HOUSEHOLD TYPE EQUIP NES	1 386	3 009	1 056	269 WASTE OF TEXTILE FABRICS	4 824	403	132
776 TRANSISTORS,VALVES,ETC	137	196	76	278 OTHER CRUDE MINERALS	11 589	569	197
778 ELECTRICAL MACHINERY NES	2 912	4 131	1 408	291 CRUDE ANIMAL MTRIALS NES	64	131	44
781 PASS MOTOR VEH EXC BUSES	26 237	56 584	19 618	292 CRUDE VEG MATERIALS NES	3 443	3 465	1 162
787 LORRIES,SPCL MTR VEH NES	3 462	5 033	1 731	322 COAL,LIGNITE,PEAT	57 026	1 176	410
783 ROAD MOTOR VEHICLES NES	2 617	5 208	1 886	323 BRIQUETS,COKE,SEMI-COKE	224 086	8 016	2 700
784 MOTOR VEHCL PTS,ACC NES	4 244	12 007	4 146	334 PETROLEUM PRODUCTS,REFIN	11 390	2 509	854
785 MOTOR & OTHER CYCLES ETC	102	376	132	335 RESIDUAL PETRLM PROD NES	13 464	1 713	617
786 VEH NES NONMOTR,TRAILERS	191	280	104	421 PROCESD ANML VEG OIL,ETC	12 643	2 124	735
812 PLUMB,HEATING,LGHTNG EQU	236	392	142	511 HYDROCARBONS NES DERIVS	3 311	710	230
821 FURNITURE	942	1 343	487	512 ALCOHOLS,PHENOLS,ETC	4 368	1 233	414
831 TRAVEL GOODS,HANDBAGS	86	154	50	513 ORGANIC ACIDS,ETC	25 683	4 997	1 740
842 MENS OUTERWEAR NOT KNIT	7	132	40	514 NITROGEN-FUNCTN COMPOUNDS	1 044	841	282
843 WOMENS OUTERWEAR NONKNIT	19	413	142	515 ORG-INORG COMPOUNDS ETC	986	2 363	787
845 OUTERWEAR KNIT NONELASTC	22	371	125	516 OTHER ORGANIC CHEMICALS	713	864	293
851 FOOTWEAR	223	974	336	522 INORG ELEMNTS,OXIDES ETC	15 092	3 176	1 069
872 MEDICAL INSTRUMENTS NES	170	1 537	534	523 OTHR INORGANIC CHEMICALS	21 792	2 841	960
874 MEASURNG,CONTROLLNG INSTR	122	1 209	397	531 SYNT DYE,NAT INDGO,LAKES	3 862	7 476	2 565
881 PHOTO APPAR & EQUIPT NES	233	1 186	403	532 DYES NES,TANNING PRODS	4 202	1 223	428
882 PHOTO,CINEMA SUPPLIES	949	2 192	730	533 PIGMENTS,PAINTS,ETC	30 469	6 918	2 392
884 OPTICAL GOODS NES	4	686	226	541 MEDICINAL ETC PRODUCTS	466	5 520	1 850
885 WATCHES AND CLOCKS	105	1 130	397	551 ESSENTL OIL,PERFUME,ETC	172	397	136
892 PRINTED MATTER	7 608	6 245	2 141	552 SOAPS CLEANING ETC PREPS	9 690	3 239	1 125
893 ARTICLES OF PLASTIC NES	1 606	1 225	419	562 FERTILIZERS MANUFACTURED	18 974	688	244
894 TOYS,SPORTING GOODS,ETC	1 284	1 003	352	572 EXPLOSIVES,PYROTECH PROD	70	416	161
895 OFFICE SUPPLIES NES	302	1 526	528	582 PROD OF CONDENSATION ETC	14 608	5 916	1 990
897 GOLD,SILVER WARE,JEWELRY		167	58	583 PROD OF POLYMERIZING ETC	38 919	10 583	3 669
898 MUSICAL INSTRUMENTS,PTS	291	1 098	385	584 CELLULOSE DERIVATIVES ETC	1 362	1 142	384
899 OTHER MANUFACTURED GOODS	180	730	245	591 PESTICIDES,DISINFECTANTS	14 323	11 329	3 876
				592 STARCH,INULIN,GLUTEN,ETC	1 345	970	324
MOROCCO				598 MISC CHEMICAL PRODS NES	30 648	7 097	2 425
IMPORTS	6 346 494	602 455	203 724	612 LEATHER ETC MANUFACTURES	75	192	67
034 FISH FRESH,CHILLED,FROZN	606	891	306	621 MATERIALS OF RUBBER	1 336	1 511	520
036 SHELL FISH FRESH,FROZEN	261	199	64	625 RUBBER TYRES TUBES	856	621	208
037 FISH ETC PREPD PRSVD NES	34 068	20 891	6 844	628 RUBBER ARTICLES NES	4 855	5 332	1 870
054 VEG ETC FRSH,SMPLY PRSVD	167 103	26 926	8 744	635 WOOD MANUFACTURES NES	881	258	87
056 VEGTBLES ETC PRSVD,PREPD	16 584	2 508	866	641 PAPER AND PAPERBOARD	10 589	2 381	801
057 FRUIT NUTS,FRESH,DRIED	813 250	93 106	31 248	642 ARTICLES OF PAPER ETC	1 557	839	280
058 FRUIT PRESERVED,PREPARED	50 861	37 831	12 724	651 TEXTILE YARN AND THREAD	26 672	18 906	6 508
075 SPICES	8 353	971	331	652 COTTON FABRICS,WOVEN	7 731	20 581	7 072
081 FEEDING STUFF FOR ANIMLS	4 099	567	198	653 WOVN MAN-MADE FIB FABRIC	8 996	23 506	8 176
111 NON-ALCOHL BEVERAGES NES	10 205	483	153	654 OTH WOVEN TEXTILE FABRIC	558	1 346	471
112 ALCOHOLIC BEVERAGES	5 567	719	234	655 KNIT ETC FABRICS	10 309	24 182	8 319
251 PULP AND WASTE PAPER	31 266	2 790	997	656 LACE,RIBBONS,TULLE,ETC	2 566	3 746	1 227
271 FERTILIZERS,CRUDE	*	*	*	657 SPECIAL TEXTILE ETC PROD	1 230	2 986	1 013
273 STONE,SAND AND GRAVEL	25 809	103	33	658 TEXTILE ARTICLES NES	207	252	89
278 OTHER CRUDE MINERALS	282 775	4 713	1 654	662 CLAY REFRACTORY BLOG PRD	21 774	3 509	1 233
282 IRON AND STEEL SCRAP	18 298	507	167	663 OTH NONMETAL MINERAL MFS	1 269	852	288
287 BASE METAL ORES,CONC NES	198 803	19 223	6 567	664 GLASS	1 866	277	88
288 NONFERR METAL SCRAP NES	5 548	1 910	641	665 GLASSWARE	273	553	191
291 CRUDE ANIMAL MTRIALS NES	325	144	50	666 POTTERY	165	347	116
292 CRUDE VEG MATERIALS NES	6 861	5 994	2 068	671 PIG IRON ETC	1 408	325	108
334 PETROLEUM PRODUCTS,REFIN	125 979	9 682	3 295	672 IRON STL PRIMARY FORMS	1 583 535	90 191	30 386
411 ANIMAL OILS AND FATS	31 911	2 805	852	673 IRON AND STEEL SHAPES	2 000	169	57
431 PROCESD ANML VEG OIL,ETC	539	549	184	674 IRN STL UNIV PLATE SHEET	191 618	26 419	8 933
512 ALCOHOLS PHENOLS ETC	2 389	825	291	675 IRON STEEL HOOP STRIP	5 503	952	326
522 INORG ELEMNTS,OXIDES,ETC	639 159	37 020	12 227	677 IRN STL WIRE EXCL W ROD	3 523	603	209
551 ESSENTL OIL PERFUME,ETC	1 146	1 764	585	678 IRON STL TUBES,PIPES,ETC	36 782	4 918	1 672
562 FERTILIZERS MANUFACTURED	255 026	11 397	3 786	679 IRN,STL CASTINGS UNWORKE	847	154	53
612 LEATHER ETC MANUFACTURES	52	176	59	682 COPPER EXC CEMENT COPPER	5 584	6 566	2 278
623 CORK MANUFACTURES	6 918	1 237	432	683 NICKEL	20	106	37
642 ARTICLES OF PAPER ETC	2 054	515	167	684 ALUMINIUM	3 296	1 683	567
651 TEXTILE YARN AND THREAD	366	539	178	686 ZINC	350	14	46
652 COTTON FABRICS,WOVEN	246	321	104	691 STRUCTURES AND PARTS NES	1 022	678	228
653 WOVN MAN-MADE FIB FABRIC	41	159	58	692 METAL TANKS,BOXES,ETC	257	597	189
654 OTH WOVEN TEXTILE FABRIC	35	107	37	693 WIRE PRODUCTS NON ELECTR	2 221	612	191
658 TEXTILE ARTICLES NES	1 236	1 327	459	694 STL COPPR NAILS,NUTS,ETC	1 055	621	218
659 FLOOR COVERINGS ETC	61 552	97 703	33 372	695 TOOLS	757	1 763	598
681 SILVER,PLATINUM ETC	60	3 888	1 327	696 CUTLERY	610	1 944	621
685 LEAD	21 744	2 780	965	697 BASE MTL HOUSEHOLD EQUIP	2 177	691	235
699 OTHER METAL MANUFACTURES	25	117	39	699 OTHER METAL MANUFACTURES	6 367	5 287	1 778
714 ENGINES & MOTORS NES	22	221	410	700 INDUSTRIAL PLANT,CHAP 84	202	155	49
				711 STEAM BOILERS & AUX PLNT	97	920	354

7 IMPORTS AND EXPORTS (SPECIAL TRADE) BY COUNTRIES OF PRODUCTION AND CONSUMPTION AND BY GROUPS OF THE SITC-REV. II 1985

GROUP DESCRIPTION	DT * 100 KG	1 000 DM	1 000 \$	GROUP DESCRIPTION	DT * 100 KG	1 000 DM	1 000 \$
712 STEAM ENGINES, TURBINES	107	493	166	335 RESIDUAL PETRLM PROD NES	14 236	1 398	443
713 INTRNL COMBUS PISTN ENGN	1 911	6 331	2 167	511 HYDROCARBONS NES, DERIVS	209 524	26 910	9 177
714 ENGINES & MOTORS NES	12	992	337	512 ALCOHOLS, PHENOLS, ETC	38 591	1 866	661
716 ROTATING ELECTRIC PLANT	356	964	320	522 INORG ELEMNTS, OXIDES, ETC	1 672	4 683	1 596
718 OTH POWER GENERATG MACHY	9	132	43	672 IRON, STL PRIMARY FORMS	147 355	9 639	3 233
721 AGRIC MACHY, EXC TRACTORS	22 976	25 269	8 001	674 IRN, STL UNIV. PLATE, SHEET	84 784	6 240	2 203
722 TRACTORS NON-ROAD	16 709	15 148	5 322	694 STL, COPPR NAILS, NUTS, ETC	765	254	82
723 CIVIL ENGINEERG EQUIP ETC	2 656	5 530	1 947	714 ENGINES & MOTORS NES	87	2 751	967
724 TEXTILE, LEATHER MACHNRY	6 233	26 031	8 967	716 ROTATING ELECTRIC PLANT	1	252	91
725 PAPER ETC MILL MACHINERY	723	1 905	666	741 HEATING, COOLING EQUIPMNT	1	147	47
726 FRINTG, BKBINDG MACHY, PTS	1 222	3 983	1 358	743 PUMPS NES, CENTRFUGES ETC	1	240	80
727 FOOD MACHRY NON-DOMESTIC	447	1 240	418	749 NONELEC MACH PTS, ACC NES	3	471	163
728 OTH MACHRY FOR SPCL INDUS	3 773	10 847	3 644	764 TELECOM EQPT, PTS, ACC NES	3	145	50
736 MACHINE TOOLS FOR METAL	989	1 262	428	782 LORRIES, SPCL MTR VEH NES	217	473	174
737 METALWORKING MACHNRY NES	298	1 058	345	792 AIRCRAFT	5	981	341
741 HEATING, COOLING EQUIPMNT	2 076	5 826	1 972	874 MEASURNG, CONTROLNG INSTR		417	146
742 PUMPS FOR LIQUIDS ETC	1 141	5 618	1 964				
743 PUMPS NES CENTRFUGES ETC	1 198	3 477	1 191	EXPORTS	7 377 568	2 898 442	989 370
744 MECHANICAL HANDLING EQU	3 875	5 001	1 706				
745 NONELEC MACHY, TOOLS NES	887	5 613	1 971	001 LIVE ANIMALS	26 889	9 463	3 239
749 NONELEC MACH PTS, ACC NES	2 575	7 120	2 411	022 MILK AND CREAM	670 372	129 308	43 808
751 OFFICE MACHINES	328	1 968	660	025 EGGS, BIRDS, FRESH, PRSRVD	4 105	2 540	877
752 AUTOMATIC DATA PROC EQUIP	394	8 234	2 847	041 WHEAT ETC UNMILLED	521 480	19 105	6 336
759 OFFICE & ADM MCH PTS, ACC	71	2 415	841	043 BARLEY UNMILLED	328 868	10 360	3 458
761 TELEVISION RECEIVERS	496	1 532	501	046 CEREAL ETC PREPARATIONS	1 401	347	116
762 RADIO BROADCAST RECEIVRS	32	239	78	054 VEG ETC FRSH, SMPLY PRSRVD	84 192	4 639	1 525
763 SOUND RECORDRS, PHONOGRPH	56	748	241	061 SUGAR AND HONEY	36 810	1 792	706
764 TELECOM EQPT PTS, ACC NES	1 176	6 135	2 112	072 COCOA	8 530	4 856	1 682
771 ELECTRIC POWER MACHY NES	44	199	68	073 CHOCOLATE AND PRODUCTS	400	207	66
772 SWITCHGEAR ETC & PTS NES	380	2 233	763	081 FEEDING STUFF FOR ANIMLS	3 620	576	190
773 ELECTR DISTRIBUTING MACH	2 344	2 463	884	121 TOBACCO UNMNFCTRD REFUSE	5 675	1 986	682
774 ELECTRO-MEDCL, XRAY EQUIP	540	12 440	4 669	233 RUBBER, SYNTHTC, RECLAIMD	11 209	4 001	1 448
775 HOUSEHOLD TYPE EQUIP NES	262	560	195	247 OTH WOOD ROUGH, SQUARED	21 845	2 013	698
776 TRANSISTORS, VALVES, ETC	144	4 350	475	251 PULP AND WASTE PAPER	2 111	430	150
778 ELECTRICAL MACHINERY NES	1 120	3 899	1 298	266 SYNTHETIC FIBRE TO SPIN	26 960	11 027	3 811
781 PASS MOTOR VEH EXC BUSES	4 045	12 371	4 257	273 STONE, SAND AND GRAVEL	7 042	163	59
782 LORRIES, SPCL MTR VEH NES	576	202	75	274 SULPHUR ETC	599	109	43
783 ROAD MOTOR VEHICLES NES	404	424	157	278 OTHER CRUDE MINERALS	58 954	2 294	794
784 MOTOR VEHCL PTS, ACC NES	2 267	7 328	2 593	291 CRUDE ANIMAL MTRIALS NES	149	371	112
785 MOTOR & OTHER CYCLES ETC	356	198	67	292 CRUDE VEG MATERIALS NES	824	730	254
786 VEH NES NONMOTR, TRAILERS	2 225	3 375	1 271	322 COAL LIGNITE, PEAT	4 783	274	86
791 RAILWAY VEHICLES	28	314	105	323 BRIQUETS, COKE, SEMI-COKE	7 650	274	87
792 AIRCRAFT	6	228	78	334 PETROLEUM PRODUCTS, REFIN	14 195	2 984	1 040
812 PLUMBG, HEATING, LGHTNG EQU	1 787	1 568	546	335 RESIDUAL PETRLM PROD NES	93 616	14 371	4 786
821 FURNITURE	605	2 252	801	423 FIXED VEG OILS SOFT	248 545	39 258	13 332
843 WOMENS OUTERWEAR NONKNIT	3 962	1 651	572	431 PROCESD ANML VEG OIL ETC	40 907	9 581	3 453
844 UNDERWEAR NOT KNIT	91	275	84	511 HYDROCARBONS NES, DERIVS	27 277	4 431	1 605
845 OUTERWEAR KNIT NONELASTC	1 920	694	236	512 ALCOHOLS, PHENOLS, ETC	21 372	5 412	1 920
846 UNDERWEAR KNITTED	7 431	3 496	1 206	513 ORGANIC ACIDS, ETC	167 266	29 982	10 009
847 TXTLCLTHNG ACCESSRYS NES	1 069	1 536	543	514 NITROGEN-FUNCTN COMPOUNDS	27 803	12 017	3 931
848 HEADGEAR, NONTXL CLOTHNG	334	1 932	667	515 ORG-INORG COMPOUNDS ETC	4 021	1 804	598
871 OPTICAL INSTRUMENTS	12	377	121	516 OTHER ORGANIC CHEMICALS	5 485	1 983	666
872 MEDICAL INSTRUMENTS NES	204	3 042	1 104	522 INORG ELEMNTS, OXIDES ETC	55 531	10 949	3 813
873 METERS & COUNTERS NES	125	208	75	523 OTHR INORGANIC CHEMICALS	122 998	9 406	3 248
874 MEASURNG, CONTROLNG INSTR	572	6 483	2 244	524 RADIOACTIVE ETC MATERIAL		149	52
881 PHOTO APPAR & EQUIPT NES	100	781	257	531 SYNT DYE, NAT INDGO, LAKES	4 128	8 360	2 814
882 PHOTO, CINEMA SUPPLIES	1 154	2 740	909	532 DYES NES TANNING PRODS	7 937	1 461	490
884 OPTICAL GOODS NES	9	404	125	533 PIGMENTS, PAINTS, ETC	124 561	46 849	16 073
885 WATCHES AND CLOCKS	51	920	322	541 MEDICINAL ETC PRODUCTS	1 707	16 310	5 663
892 PRINTED MATTER	1 164	1 687	562	551 ESSENTL OIL, PERFUME ETC	1 291	2 848	1 037
893 ARTICLES OF PLASTIC NES	2 318	1 954	667	553 PERFUMERY COSMETICS, ETC	33	153	54
894 TOYS, SPORTING GOODS, ETC	132	274	93	554 SOAPS CLEANING ETC PREPS	113 898	20 629	6 830
895 OFFICE SUPPLIES NES	464	1 186	406	562 FERTILIZERS MANUFACTURED	75 703	3 832	1 299
897 GOLD, SILVER WARE, JEWELRY	1	157	54	572 EXPLOSIVES, PYROTECH PROD	21	159	58
898 MUSICAL INSTRUMENTS, PTS	226	810	264	582 PROD OF CONDENSATION ETC	68 666	21 666	7 556
899 OTHER MANUFACTURED GOODS	485	2 314	800	583 PROD OF POLYMERIZING ETC	103 203	27 371	9 266
				584 CELLULOSE DERIVATIVES ETC	8 901	4 789	1 683
CEUTA MEL				585 PLASTIC MATERIALS NES	800	402	132
IMPORTS	16	82	25	591 PESTICIDES, DISINFECTANTS	21 410	26 883	9 849
EXPORTS	20 283	19 970	6 825	592 STARCH, INULIN GLUTEN ETC	5 689	2 105	710
011 MEAT FRESH, CHILLO, FROZEN	1 692	972	336	598 MISC CHEMICAL PRODS NES	92 658	22 538	7 709
022 MILK AND CREAM	11 017	675	243	605 INDUSTRIAL PLANT, CHAP 73	345	612	210
098 EDIBLE PRODCTS, PREPS NES	644	139	45	607 INDUSTRIAL PLANT, CHAP 82	175	659	235
554 SOAPS, CLEANING ETC PREPS	387	214	76	612 LEATHER ETC MANUFACTURES	18	168	61
696 CUTLERY	403	941	313	621 MATERIALS OF RUBBER	3 737	4 539	1 529
699 OTHER METAL MANUFACTURES	81	126	41	625 RUBBER TYRES, TUBES	17 371	11 609	4 049
713 INTRNL COMBUS PISTN ENGN	381	1 094	375	628 RUBBER ARTICLES NES	1 664	3 922	1 322
749 NONELEC MACH PTS, ACC NES	43	294	98	634 VENEERS, PLYWOOD, ETC	7 973	1 302	419
751 OFFICE MACHINES	27	102	36	635 WOOD MANUFACTURES NES	20 113	13 291	4 183
761 TELEVISION RECEIVERS	509	1 609	540	641 PAPER AND PAPERBOARD	87 666	14 760	5 129
762 RADIO BROADCAST RECEIVRS	20	179	61	642 ARTICLES OF PAPER ETC	6 120	3 861	1 365
763 SOUND RECORDRS, PHONOGRPH	47	376	119	651 TEXTILE YARN AND THREAD	19 788	21 345	6 888
764 TELECOM EQPT PTS, ACC NES	50	151	50	652 COTTON FABRICS, WOVEN	4 285	9 542	3 427
778 ELECTRICAL MACHINERY NES	87	197	65	653 WOVN MAN-MADE FIB FABRIC	449	1 155	387
781 PASS MOTOR VEH EXC BUSES	2 152	7 971	2 777	654 OTH WOVN TEXTILE FABRIC	46	179	56
784 MOTOR VEHCL PTS, ACC NES	769	2 919	982	655 KNIT ETC FABRICS	425	1 382	439
812 PLUMBG HEATING, LGHTNG EQU	168	228	76	656 LACE RIBBONS TULLE ETC	194	1 255	452
843 WOMENS OUTERWEAR NONKNIT	19	242	79	657 SPECIAL TEXTILE ETC PROD	2 266	7 494	2 579
851 FOOTWEAR	90	463	155	658 TEXTILE ARTICLES NES	372	526	172
881 PHOTO APPAR & EQUIPT NES	25	106	35	661 CEMENT ETC BUILDING PROD	712	174	57
885 WATCHES AND CLOCKS	7	101	37	662 CLAY, REFRACTORY BLDG PRO	127 731	13 643	4 706
				663 OTH NONMETAL MINERAL MFS	50 274	7 007	2 342
ALGERIA				664 GLASS	16 748	2 385	853
IMPORTS	61 483 354	4 111 823	1 402 215	665 GLASSWARE	85	337	119
057 FRUIT, NUTS, FRESH, DRIED	1 631	1 311	476	666 POTTERY	82	290	98
112 ALCOHOLIC BEVERAGES	54 762	2 713	954	671 PJG IRON ETC	42 102	3 122	1 066
271 FERTILIZERS, CRUDE	222 342	2 179	763	672 IRON STL PRIMARY FORMS	672 568	52 646	17 750
282 IRON AND STEEL SCRAP	33 556	1 182	380	673 IRON AND STEEL SHAPES	744 279	62 971	20 397
333 CRUDE PETROLEUM	42 449 992	2 834 590	966 107	674 IRN STL UNIV PLATE SHEET	860 984	120 868	41 666
334 PETROLEUM PRODUCTS REFIN	16 184 848	1 156 034	408 424	675 IRON, STEEL HOOP STRIP	52 338	9 931	3 329
				676 RAILWY RAILS ETC IRN, STL	2 356	409	142
				677 IRN STL WIRE EXCL W ROD	37 094	6 121	2 160
				678 IRON STL TUBES PIPES ETC	157 793	28 652	9 640
				679 IRN STL CASTINGS UNWORKE	22 210	10 010	3 472
				682 COPPER EXC CEMENT COPPER	75 079	32 335	11 976

7 IMPORTS AND EXPORTS (SPECIAL TRADE) BY COUNTRIES OF PRODUCTION AND CONSUMPTION AND BY GROUPS OF THE SITC-REV. II 1985

GROUP DESCRIPTION	DT = 100 KG	1 000 DM	1 000 \$	GROUP DESCRIPTION	DT = 100 KG	1 000 DM	1 000 \$
683 NICKEL	725	7 071	2 247	652 COTTON FABRICS,WOVEN	1 638	1 636	624
684 ALUMINIUM	34 599	16 274	5 743	653 WOVN MAN-MADE FIB FABRIC	73	226	73
686 ZINC	460	363	135	658 TEXTILE ARTICLES NES	191	1 088	370
687 TIN	90	322	113	659 FLOOR COVERINGS ETC	1 842	16 483	5 695
691 STRUCTURES AND PARTS NES	27 901	18 624	6 223	663 OTH NONMETAL MINERAL MFS	147	263	89
692 METAL TANKS,BOXES,ETC	1 652	2 189	716	692 TOOLS	737	1 144	400
693 WIRE PRODUCTS NON ELECTR	4 882	3 051	1 051	699 OTHER METAL MANUFACTURES	101	164	58
694 STL COPPR NAILS,NUTS,ETC	13 928	8 385	2 827	714 ENGINES & MOTORS NES	29	1 888	669
695 TOOLS	8 321	21 573	7 448	716 ROTATING ELECTRIC PLANT	11	147	53
696 CUTLERY	348	1 800	624	749 NONELEC MACH PTS,ACC NES	35	362	137
697 BASE MTL HOUSEHOLD EQUIP	13 002	9 699	3 084	751 OFFICE MACHINES	941	663	222
699 OTHER METAL MANUFACTURES	24 879	21 587	7 314	764 TELECOM EQPT,PTS,ACC NES	3 278	6 677	2 315
700 INDUSTRIAL PLANT,CHAP 84	29 760	74 738	25 909	771 ELECTRIC POWER MACHY NES	1 099	6 785	2 337
703 INDUSTRIAL PLANT CHAP 85	406	1 966	688	772 SWITCHGEAR ETC & PTS NES	5 300	33 987	11 713
711 STEAM BOILERS & AUX PLNT	2 145	4 236	1 403	773 ELECTR DISTRIBUTING MACH	8 711	18 210	6 221
712 STEAM ENGINES, TURBINES	9 774	36 350	12 693	792 AIRCRAFT	7	700	247
713 INTRNL COMBUS PISTN ENGN	103 378	203 222	70 356	821 FURNITURE	1	88	33
714 ENGINES & MOTORS NES	106	4 592	1 589	831 TRAVEL GOODS, HANDBAGS	1 720	4 116	1 435
716 ROTATING ELECTRIC PLANT	6 733	16 382	5 539	842 MENS OUTERWEAR NOT KNIT	33 109	118 224	40 461
718 GTH POWER GENERATG MACHY	2 398	5 547	1 964	843 WOMENS OUTERWEAR NONKNIT	22 751	110 465	37 410
721 AGRIC MACHY,EXC TRACTORS	36 119	33 875	11 244	844 UNDERWEAR NOT KNIT	9 242	51 688	17 768
722 TRACTORS NON-ROAD	576	1 036	317	845 OUTERWEAR KNIT NONELASTC	10 195	51 543	17 858
723 CIVIL ENGINEERG EQUIP ETC	20 470	50 736	16 781	846 UNDERWEAR KNITTED	5 542	31 192	10 724
724 TEXTILE,LEATHER MACHNRY	18 395	57 539	19 363	847 TXTL CLTHNG ACCESSRYS NES	4 743	18 446	6 238
725 PAPER ETC MILL MACHINERY	1 109	5 533	1 980	848 HEADGEAR, NONTXL CLOTHNG	564	5 721	1 979
726 PRINTG BKBINDG MACHY PTS	5 415	36 655	12 438	874 MEASURING,CONTROLLNG INSTR	54	953	344
727 FOOD MACHRY NON-DOMESTIC	171	1 044	349	893 ARTICLES OF PLASTIC NES	76	371	124
728 OTH MACHY FOR SPLCL INDUS	38 881	87 390	29 877	894 TOYS SPORTING GOODS,ETC	1 592	4 390	1 491
736 MACHINE TOOLS FOR METAL	22 573	73 432	25 456	899 OTHER MANUFACTURED GOODS	61	305	106
737 METALWORKING MACHNRY NES	29 171	11 758	3 961				
741 HEATING,COOLING EQUIPMNT	21 595	34 528	11 673	EXPORTS	1 836 747	933 765	319 712
742 PUMPS FOR LIQUIDS ETC	13 664	48 806	16 518				
743 PUMPS NES,CENTRIFUGES ETC	5 214	14 829	4 942	001 LIVE ANIMALS	90 490	29 035	10 023
744 MECHANICAL HANDLING EQU	28 129	42 079	14 216	022 MILK AND CREAM	56 250	13 890	4 716
745 NONELEC MACHY,TOOLS NES	3 446	17 454	5 870	041 WHEAT ETC UNMILLED	69 400	2 983	958
749 NONELEC MACH PTS,ACC NES	19 768	51 522	17 614	048 CEREAL ETC PREPARATIONS	187	85	30
751 OFFICE MACHINES	153	1 419	504	054 VEG ETC FRSH SMPLY PRSVD	10 348	1 279	460
752 AUTOMATIC DATA PROC EQUIP	187	14 206	4 572	061 SUGAR AND HONEY	6 042	386	125
759 OFFICE & ADP MCH PTS,ACC	68	2 646	906	081 FEEDING STUFF FOR ANIMLS	272	372	120
763 SOUND RECORDRS,PHONOGRPH	11	177	56	098 EDIBLE PRODUCTS,PREPS NES	2 047	1 437	487
764 TELECOM EQPT PTS,ACC NES	2 235	46 559	16 052	122 TOBACCO MFRS	129	537	192
771 ELECTRIC POWER MACHY NES	7 780	7 367	2 677	233 RUBBER,SYNTHTIC,RECLAIMD	2 222	970	327
772 SWITCHGEAR ETC & PTS NES	4 826	21 151	7 086	266 SYNTHETIC FIBRE TO SPIN	1 684	759	257
773 ELECTR DISTRIBUTING MACH	3 209	3 897	1 325	267 OTHER MAN-MADE FIBRES	1 093	281	93
774 ELECTRO-MEDCL,XRAY EQUIP	594	13 578	4 635	268 WOOL(EXC TOPS),ANML HAIR	369	295	101
775 HOUSEHOLD TYPE EQUIP NES	34	162	51	269 WASTE OF TEXTILE FABRICS	9 271	1 435	477
776 TRANSISTORS,VALVES,ETC	157	5 643	1 914	278 OTHER CRUDE MINERALS	11 680	1 544	528
778 ELECTRICAL MACHINERY NES	39 250	42 685	14 528	292 CRUDE VEG MATERIALS NES	700	1 198	427
781 PASS MOTOR,VEH EXC BUSES	13 282	30 054	10 215	323 BRIQUETS,COKE,SEMI-COKE	563 605	15 753	5 273
782 LORRIES,SPLCL MTR VEH NES	130 010	231 999	79 614	334 PETROLEUM PRODUCTS,REFIN	4 486	1 190	402
783 ROAD MOTOR VEHICLES NES	48 414	80 844	27 449	335 RESIDUAL PETRLM PROD NES	5 646	846	297
784 MOTOR VEHCL PTS,ACC NES	180 628	199 894	68 262	423 FIXED VEG OILS,SOFT	32 000	4 060	1 524
785 MOTOR & OTHER CYCLES ETC	507	1 451	519	424 FIXED VEG OIL NONSOFT	15 742	3 443	1 190
786 VEH NES NONMOTR,TRAILERS	20 304	16 412	5 567	431 PROCESD ANML VEG OIL,ETC	25 018	4 449	1 524
791 RAILWAY VEHICLES	1 752	1 777	587	511 HYDROCARBONS NES,DERIVS	5 602	1 082	360
792 AIRCRAFT	16	4 361	1 514	512 ALCOHOLS,PHENOLS,ETC	1 325	592	191
801 INDUSTRIAL PLANT,CHAP 90	55	7 235	2 508	513 ORGANIC ACIDS,ETC	11 350	4 592	1 658
812 PLUMB,G,HEATING LGHTNG EQU	22 784	6 651	2 275	514 NITROGEN-FUNCTN COMPOUNDS	2 302	1 288	453
821 FURNITURE	6 102	8 536	2 831	515 ORG-INORG COMPOUNDS ETC	262	520	189
831 TRAVEL GOODS,HANDBAGS	244	1 003	317	516 OTHER ORGANIC CHEMICALS	1 075	628	214
842 MENS OUTERWEAR NOT KNIT	1 345	10 452	3 354	522 INORG ELEMNTS,OXIDES,ETC	16 462	2 509	820
847 TXTL CLTHNG ACCESSRYS NES	36	696	245	523 OTHR INORGANIC CHEMICALS	25 461	2 950	1 022
848 HEADGEAR, NONTXL CLOTHNG	118	1 138	424	531 SYNT DYE,NAT INDOGO,LAKES	2 488	6 340	2 074
871 OPTICAL INSTRUMENTS	41	2 172	809	532 DYES NES,TANNING PRODS	6 467	1 263	416
872 MEDICAL INSTRUMENTS NES	402	3 069	1 019	533 PIGMENTS PAINTS,ETC	15 234	6 164	2 082
873 METERS & COUNTERS NES	201	1 913	678	541 MEDICINAL ETC PRODUCTS	1 065	3 209	1 064
874 MEASURING CONTROLLNG INSTR	1 700	29 440	10 104	551 ESSENTL OIL,PERFUME,ETC	153	896	312
881 PHOTO APPAR & EQUIPT NES	110	2 091	739	553 PERFUMERY,COSMETICS,ETC	533	408	138
882 PHOTO,CINEMA SUPPLIES	7 309	10 788	3 975	554 SOAPS,CLEANING ETC PREPS	7 955	3 237	1 142
884 OPTICAL GOODS NES	1	225	80	562 FERTILIZERS MANUFACTURED	13 730	749	231
885 WATCHES AND CLOCKS	40	501	185	562 PROD OF CONDENSATION ETC	28 140	6 462	2 178
892 PRINTED MATTER	9 443	10 526	3 514	583 PROD OF POLYMERIZING ETC	47 860	13 297	4 536
893 ARTICLES OF PLASTIC NES	3 137	6 444	2 180	584 CELLULOSE DERIVATIVES ETC	1 228	1 083	361
894 TOYS,SPORTING GOODS,ETC	1 057	2 177	702	585 PLASTIC MATERIALS NES	1 128	314	104
895 OFFICE SUPPLIES NES	2 313	3 723	1 343	591 PESTICIDES,DISINFECTANTS	2 015	2 218	766
897 GOLD,SILVER WARE,JEWELRY	271	2 241	756	592 STARCH,INULIN,GLUTEN,ETC	1 369	564	200
898 MUSICAL INSTRUMENTS,PTS	365	2 686	873	598 MISC CHEMICAL PRODS NES	29 237	6 787	2 314
899 OTHER MANUFACTURED GOODS	1 569	5 204	1 683	611 LEATHER	3 765	14 467	4 952
941 ZOO ANIMALS,PETS	15	91	36	612 LEATHER ETC MANUFACTURES	172	567	191
951 WAR FIREARMS AMMUNITION	162	521	175	613 FUR SKINS TANNED,DRESSED	99	3 084	1 053
				621 MATERIALS OF RUBBER	802	896	301
				625 RUBBER TYRES,TUBES	673	532	183
				628 RUBBER ARTICLES NES	194	673	228
				634 VENEERS,PLYWOOD,ETC	102	108	35
				635 WOOD MANUFACTURES NES	422	169	57
				641 PAPER AND PAPERBOARD	17 347	4 303	1 439
				642 ARTICLES OF PAPER ETC	4 596	1 520	520
				651 TEXTILE YARN AND THREAD	7 703	11 502	3 906
				652 COTTON FABRICS,WOVEN	31 849	82 952	28 430
				653 WOVN MAN-MADE FIB FABRIC	19 144	46 126	15 793
				654 OTH WOVEN TEXTILE FABRIC	2 701	8 379	2 902
				655 KNIT ETC FABRICS	10 884	25 798	8 854
				656 LACE,RIBBONS TULLE,ETC	627	3 632	1 246
				657 SPECIAL TEXTILE ETC PROD	2 283	6 652	2 326
				658 TEXTILE ARTICLES NES	467	2 223	757
				659 FLOOR COVERINGS ETC	145	113	43
				661 CEMENT ETC BUILDING PROD	10 546	277	107
				662 CLAY REFRACTORY BLDG PRD	16 920	2 734	907
				663 OTH NONMETAL MINERAL MFS	1 769	979	335
				664 GLASS	2 582	447	157
				665 GLASSWARE	448	454	148
				672 IRON,STL PRIMARY FORMS	124 969	8 046	2 727
				673 IRON AND STEEL SHAPES	34 346	3 792	1 301
				674 IRN STL UNIV PLATE,SHEET	100 931	12 598	4 359
				675 IRON STEEL HOOP STRIP	2 607	814	272
TUNISIA							
IMPORTS	1 298 635	605 469	205 288				
036 SHELL FISH FRESH,FROZEN	210	133	52				
057 FRUIT,NUTS,FRESH,DRIED	11 396	3 707	1 335				
072 COCOA	400	133	41				
112 ALCOHOLIC BEVERAGES	105 008	10 455	3 444				
251 PULP AND WASTE PAPER	28 835	4 941	1 556				
271 FERTILIZERS,CRUDE	140 381	2 107	697				
278 OTHER CRUDE MINERALS	30 685	933	296				
282 IRON AND STEEL SCRAP	474	140	45				
288 NONFERR METAL SCRAP NES	4 901	1 651	552				
291 CRUDE ANIMAL MTRIALS NES	78	913	327				
292 CRUDE VEG MATERIALS NES	616	1 050	330				
333 CRUDE PETROLEUM	646 992	47 170	14 295				
522 INORG ELEMNTS,OXIDES,ETC	58 383	3 761	1 215				
523 OTHR INORGANIC CHEMICALS	42 425	471	166				
551 ESSENTL OIL PERFUME ETC	22	153	50				
562 FERTILIZERS MANUFACTURED	94 495	4 260	1 461				
612 LEATHER ETC MANUFACTURES	2 216	23 724	8 091				
613 FUR SKINS TANNED,DRESSED	2	109	33				
633 CORK MANUFACTURES	5 227	843	292				
642 ARTICLES OF PAPER ETC	2 862	2 277	782				

7 IMPORTS AND EXPORTS (SPECIAL TRADE) BY COUNTRIES OF PRODUCTION AND CONSUMPTION AND BY GROUPS OF THE SITC-REV. II 1985

GROUP DESCRIPTION	DT * 100 KG	1 000 DM	1 000 \$	GROUP DESCRIPTION	DT * 100 KG	1 000 DM	1 000 \$
677 IRN, STL WIRE EXCL W ROD	3 516	842	302	874 MEASURNG, CONTROLNG INSTR	2	200	62
678 IRON, STL TUBES, PIPES, ETC	27 413	5 973	2 084	EXPORTS	3 431 780	1 540 617	516 081
681 SILVER, PLATINUM, ETC	1	170	59	001 LIVE ANIMALS	5 000	1 853	562
682 COPPER EXC CEMENT COPPER	2 391	1 256	414	022 MILK AND CREAM	26 162	6 181	1 960
683 NICKEL	78	214	78	023 BUTTER	7 613	4 355	1 343
684 ALUMINIUM	2 107	1 960	656	024 CHEESE AND CURD	10 217	4 417	1 526
686 ZINC	675	306	117	043 BARLEY UNMILLED	568 029	20 881	6 940
687 TIN	62	167	54	046 WHEAT ETC MEAL OR FLOUR	312 538	20 519	6 614
691 STRUCTURES AND PARTS NES	3 506	3 342	1 125	048 CEREAL ETC PREPARATIONS	256	167	60
692 METAL TANKS, BOXES, ETC	441	444	154	058 FRUIT PRESERVED, PREPARED	369	88	32
693 WIRE PRODUCTS NON ELECTR	202	325	106	061 SUGAR AND HONEY	105 019	5 235	1 654
694 STL, COPPR NAILS, NUTS, ETC	327	502	160	071 COFFEE AND SUBSTITUTES	38	236	82
695 TOOLS	450	2 532	856	075 SPICES	385	320	113
696 CUTLERY	141	416	149	098 EDIBLE PROOCTS, PREPS NES	889	1 591	515
697 BASE MTL HOUSEHOLD EQUIP	3 293	2 512	873	122 TOBACCO MFRS	1 152	2 510	807
699 OTHER METAL MANUFACTURES	3 437	4 660	1 938	233 RUBBER, SYNTHETIC, RECLAIMD	632	163	55
700 INDUSTRIAL PLANT, CHAP 84	5 042	5 551	1 938	248 WOOD SHAPED	11 013	1 032	344
703 INDUSTRIAL PLANT, CHAP 85	1 140	2 570	870	273 STONE, SAND AND GRAVEL	9 005	151	52
711 STEAM BOILERS & AUX PLNT	180	447	158	274 SULPHUR ETC	480	139	44
712 STEAM ENGINES, TURBINES	31	776	264	278 OTHER CRUDE MINERALS	136 762	1 997	672
713 INTRNL COMBUS PISTN ENGN	7 943	15 698	5 253	292 CRUDE VEG MATERIALS NES	175	242	90
714 ENGINES & MOTORS NES	7	881	284	334 PETROLEUM PRODUCTS, REFIN	4 638	1 859	666
716 ROTATING ELECTRIC PLANT	227	912	330	335 RESIDUAL PETRLM PROD NES	5 810	913	301
718 OTH POWER GENERATG MACHY	83	218	80	411 ANIMAL OILS AND FATS	10 557	1 826	642
721 AGRIC MACHY, EXC TRACTORS	19 311	17 776	6 043	424 FIXED VEG OIL NONSOFT	2 503	415	165
722 TRACTORS NON-ROAD	36 893	36 382	12 284	511 HYDROCARBONS NES, DERIVS	3 795	913	290
723 CIVIL ENGINEERG EQUIP ETC	8 077	11 414	3 877	512 ALCOHOLS, PHENOLS, ETC	1 958	739	231
724 TEXTILE, LEATHER MACHNRY	3 960	16 399	5 535	513 ORGANIC ACIDS, ETC	1 513	1 273	424
725 PAPER ETC MILL MACHINERY	1 150	3 796	1 381	514 NITROGEN-FUNCTN COMPOUNDS	16 210	4 718	1 582
726 PRINTG, BKBINDG MACHY, PTS	1 481	7 010	2 455	515 ORG-INORG COMPOUNDS ETC	504	432	128
727 FOOD MACHRY NON-DOMESTIC	793	1 794	597	516 OTHER ORGANIC CHEMICALS	644	296	96
728 OTH MACHRY FOR SPCL INDUS	4 931	14 677	5 016	522 INORG ELEMNTS, OXIDES, ETC	16 172	2 240	728
736 MACHINE TOOLS FOR METAL	1 738	6 985	2 348	523 OTHR INORGANIC CHEMICALS	60 658	4 814	1 685
737 METALWORKING MACHNRY NES	71	456	161	531 SYNT DYE, NAT INDGC, LAKES	1 111	1 591	517
741 HEATING, COOLING EQUIPMNT	1 826	5 043	1 793	532 DYES NES, TANNING PRODS	2 010	485	173
742 PUMPS FOR LIQUIDS ETC	544	3 228	1 083	533 PIGMENTS, PAINTS, ETC	12 021	7 670	2 568
743 PUMPS NES, CENTRIFUGES ETC	915	2 845	945	541 MEDICINAL ETC PRODUCTS	730	5 161	1 823
744 MECHANICAL HANDLING EQU	3 951	6 827	2 357	551 ESSENTL OIL, PERFUME, ETC	392	1 018	327
745 NONELEC MACHY, TOOLS NES	809	5 086	1 741	554 SOAPS, CLEANING ETC PREPS	4 994	2 731	884
749 NONELEC MACH PTS, ACC NES	1 379	6 059	2 070	572 EXPLOSIVES, PYROTECH PROD	19 193	4 732	1 527
751 OFFICE MACHINES	110	539	181	582 PROD OF CONDENSATION ETC	6 685	3 099	997
752 AUTOMATIC DATA PROC EQUIP	33	821	280	583 PROD OF POLYMERIZING ETC	43 016	12 217	4 025
759 OFFICE & ADP MCH PTS, ACC	17	515	178	584 CELLULOSE DERIVATIVES ETC	3 483	1 522	500
761 TELEVISION RECEIVERS	214	896	330	585 PLASTIC MATERIALS NES	250	145	54
763 SOUND RECORDRS, PHONOGRPH	5	110	35	591 PESTICIDES, DISINFECTANTS	842	2 103	650
764 TELECOM EQPT, PTS, ACC NES	6 132	19 986	6 763	592 STARCH, INULIN, GLUTEN, ETC	1 447	445	143
771 ELECTRIC POWER MACHY NES	1 030	4 375	1 516	598 MISC CHEMICAL PRODS NES	27 974	7 068	2 427
772 SWITCHGEAR ETC & PTS NES	6 660	27 109	9 258	605 INDUSTRIAL PLANT, CHAP 73	45 696	46 739	16 423
773 ELECTR DISTRIBUTING MACH	12 985	8 784	3 071	607 INDUSTRIAL PLANT, CHAP 82	318	301	108
774 ELECTRO-MEDCL, XRAY EQUIP	26	1 076	353	621 MATERIALS OF RUBBER	710	3 273	1 075
775 HOUSEHOLD TYPE EQUIP NES	102	219	68	625 RUBBER TYRES, TUBES	10 674	9 837	3 235
776 TRANSISTORS, VALVES, ETC	3 034	8 390	2 822	628 RUBBER ARTICLES NES	1 133	3 107	1 005
778 ELECTRICAL MACHINERY NES	3 480	8 119	2 774	634 VENEERS, PLYWOOD, ETC	2 477	876	284
781 PASS MOTOR VEH EXC BUSES	7 394	14 961	5 077	635 WOOD MANUFACTURES NES	9 996	6 315	2 068
782 LORRIES, SPCL MTR VEH NES	14 072	18 624	6 230	641 PAPER AND PAPERBOARD	32 431	7 739	2 397
783 ROAD MOTOR VEHICLES NES	10 961	4 788	1 582	642 ARTICLES OF PAPER ETC	44 100	21 661	7 065
784 MOTOR VEHCL PTS, ACC NES	8 785	25 072	8 543	651 TEXTILE YARN AND THREAD	466	1 612	526
786 VEH NES NONMOTR, TRAILERS	3 740	1 708	567	652 COTTON FABRICS, WOVEN	191	535	169
791 RAILWAY VEHICLES	20 256	55 257	19 684	653 WOVN MAN-MADE FIB FABRIC	5 358	7 693	2 792
792 AIRCRAFT	16	1 507	523	656 LACE, RIBBONS, TULLE, ETC	18	95	30
793 SHIPS AND BOATS	4 905	7 998	3 101	657 SPECIAL TEXTILE ETC PROD	201	691	229
812 PLUMB, HEATING, LGHTNG EQU	404	335	117	658 TEXTILE ARTICLES NES	75	413	137
821 FURNITURE	2 125	2 075	746	659 FLOOR COVERINGS ETC	101	244	87
831 TRAVEL GOODS, HANDBAGS	1 234	2 520	864	661 CEMENT ETC BUILDING PROD	146 313	3 104	1 024
842 MENS OUTERWEAR NOT KNIT	3 367	11 402	3 977	662 CLAY, REFRACTORY BLOC PRD	37 654	4 778	1 663
843 WOMENS OUTERWEAR NONKNIT	3 110	9 604	3 316	663 OTH NONMETAL MINERAL MFS	22 103	4 833	1 591
844 UNDERWEAR NOT KNIT	3 494	7 365	2 448	664 GLASS	4 409	1 014	328
845 OUTERWEAR KNIT NONELASTC	1 565	4 043	1 389	665 GLASSWARE	328	910	300
846 UNDERWEAR KNITTED	5 898	17 687	6 051	672 IRON, STL PRIMARY FORMS	99 593	6 114	2 096
847 TXTL CLTHNG ACCESSYS NES	5 261	16 668	5 771	673 IRON AND STEEL SHAPES	22 597	2 569	840
848 HEADGEAR, NONTXLT CLOTHNG	975	2 399	823	674 IRN, STL UNIV, PLATE, SHEET	16 369	4 231	1 356
851 FOOTWEAR	66	167	52	675 IRON, STEEL HOOP STRIP	564	103	31
871 OPTICAL INSTRUMENTS	12	637	212	676 RAILWAY RAILS ETC IRN, STL	1 200	363	111
872 MEDICAL INSTRUMENTS NES	270	1 680	577	677 IRN, STL WIRE EXCL W ROD	3 302	719	242
873 METERS & COUNTERS NES	34	216	72	678 IRON, STL TUBES, PIPES, ETC	729 075	116 240	39 063
874 MEASURNG, CONTROLNG INSTR	399	5 739	1 963	679 IRN, STL CASTINGS UNWORKE	10 101	1 765	588
881 PHOTO APPAR & EQUIPT NES	138	1 074	366	681 SILVER, PLATINUM, ETC	13	888	269
882 PHOTO, CINEMA SUPPLIES	2 302	5 324	1 822	682 COPPER EXC CEMENT COPPER	1 011	1 061	338
884 OPTICAL GOODS NES	1	130	42	684 ALUMINIUM	1 531	1 398	460
885 WATCHES AND CLOCKS	22	272	91	685 LEAD	29 709	4 884	1 522
892 PRINTED MATTER	3 746	11 423	3 618	691 STRUCTURES AND PARTS NES	147 111	84 258	28 367
893 ARTICLES OF PLASTIC NES	4 818	4 670	1 600	692 METAL TANKS, BOXES ETC	8 412	5 153	1 680
894 TOYS, SPORTING GOODS, ETC	1 872	1 554	513	693 WIRE PRODUCTS NON ELECTR	29 230	4 144	1 431
895 OFFICE SUPPLIES NES	214	684	243	694 STL, COPPR NAILS, NUTS, ETC	862	925	312
897 GOLD, SILVER WARE, JEWELRY	3	623	215	695 TOOLS	5 483	15 024	4 966
898 MUSICAL INSTRUMENTS, PTS	519	2 159	729	697 BASE MTL HOUSEHOLD EQUIP	426	218	74
899 OTHER MANUFACTURED GOODS	1 519	6 155	2 069	699 OTHER METAL MANUFACTURES	10 402	9 371	3 055
951 WAR FIREARMS, AMMUNITION	105	221	75	700 INDUSTRIAL PLANT, CHAP 84	23 449	30 644	10 719
961 COIN NONGOLD NONCURRENT	640	770	276	703 INDUSTRIAL PLANT, CHAP 85	49 776	138 499	45 721
LIBYA				711 STEAM BOILERS & AUX PLNT	1 058	4 482	1 514
IMPORTS	98 174 445	6 274 725	2 122 685	712 STEAM ENGINES, TURBINES	671	9 956	3 447
333 CRUDE PETROLEUM	94 599 367	6 030 828	2 038 538	713 INTRNL COMBUS PISTN ENGN	2 539	13 551	4 402
334 PETROLEUM PRODUCTS, REFIN	3 486 641	228 401	78 680	714 ENGINES & MOTORS NES	21	423	142
512 ALCOHOLS PHENOLS, ETC	65 072	2 795	973	716 ROTATING ELECTRIC PLANT	7 362	18 136	5 984
712 STEAM ENGINES, TURBINES	17	123	39	718 OTH POWER GENERATG MACHY	157	831	279
716 ROTATING ELECTRIC PLANT	171	104	32	721 AGRIC MACHY, EXC TRACTORS	1 419	4 317	1 467
742 PUMPS FOR LIQUIDS ETC	49	199	72	722 TRACTORS NON-ROAD	117	235	86
743 PUMPS NES, CENTRIFUGES ETC	30	235	77	723 CIVIL ENGINEERG EQUIP ETC	52 953	86 930	29 179
759 OFFICE & ADP MCH PTS, ACC		137	47	724 TEXTILE, LEATHER MACHNRY	753	3 634	1 266
764 TELECOM EQPT, PTS, ACC NES	42	311	114	725 PAPER ETC MILL MACHINERY	1 131	500	164
771 ELECTRIC POWER MACHY NES	899	1 238	468	726 PRINTG, BKBINDG MACHY, PTS	1 402	7 545	2 523
774 ELECTRO-MEDCL, XRAY EQUIP	6	114	41	727 FOOD MACHRY NON-DOMESTIC	1 459	6 992	2 388
				728 OTH MACHY FOR SPCL INDUS	14 250	33 150	11 509

7 IMPORTS AND EXPORTS (SPECIAL TRADE) BY COUNTRIES OF PRODUCTION AND CONSUMPTION AND BY GROUPS OF THE SITC-REV. II 1985

GROUP DESCRIPTION	DT * 100 KG	1 000 DM	1 000 \$	GROUP DESCRIPTION	DT * 100 KG	1 000 DM	1 000 \$
736 MACHINE TOOLS FOR METAL	3 846	16 672	5 609	EXPORTS	5 746 253	3 149 881	1 084 621
737 METALWORKING MACHINERY NES	7 949	15 848	5 198				
741 HEATING, COOLING EQUIPMENT	8 203	25 439	8 491	001 LIVE ANIMALS	21 459	11 774	3 891
742 PUMPS FOR LIQUIDS ETC	9 166	35 639	12 010	011 MEAT FRESH, CHILLED, FROZEN	462 647	104 971	35 709
743 PUMPS NES, CENTRIFUGES ETC	11 121	23 740	7 827	014 MEAT PREP'D, PRSVD, NES ETC	7 579	2 453	822
744 MECHANICAL HANDLING EQUIP	10 839	25 536	8 218	022 MILK AND CREAM	26 948	6 663	2 163
745 NONELEC MACHY, TOOLS NES	7 049	19 095	6 329	023 BUTTER	2 317	1 344	425
749 NONELEC MACH PTS, ACC NES	6 264	16 825	5 682	024 CHEESE AND CURD	3 565	1 599	539
751 OFFICE MACHINES	71	737	232	025 EGGS, BIRDS, FRESH, PRSVD	23 385	13 735	4 661
752 AUTOMATIC DATA PROC EQUIP	191	11 904	4 110	037 FISH ETC PREP'D PRSVD NES	1 303	562	213
759 OFFICE & ADP MCH PTS, ACC	31	1 711	567	047 OTHER CEREAL MEALS, FLOUR	13 699	1 057	359
763 SOUND RECORDERS, PHONOGRAPHS	13	263	90	048 CEREAL ETC PREPARATIONS	2 912	1 763	566
764 TELECOM EQPT, PTS, ACC NES	1 790	33 215	11 376	054 VEG ETC FRSH, SPLY PRSVD	14 551	657	201
771 ELECTRIC POWER MACHY NES	17 110	17 883	6 320	056 VEGETABLES ETC PRSVD, PREP'D	392	107	40
772 SWITCHGEAR ETC & PTS NES	13 292	57 197	19 506	058 FRUIT PRESERVED, PREPARED	1 145	2 199	711
773 ELECTRIC DISTRIBUTING MACH	47 721	30 200	9 973	061 SUGAR AND HONEY	180 985	8 055	2 998
774 ELECTRO-MEDICAL XRAY EQUIP	234	10 005	3 292	062 SUGAR PREPS NON-COCA	560	278	91
775 HOUSEHOLD TYPE EQUIP NES	366	587	203	071 COFFEE AND SUBSTITUTES	111	220	77
776 TRANSISTORS, VALVES, ETC	57	3 369	1 063	072 COCOA	4 096	2 081	787
778 ELECTRICAL MACHINERY NES	13 000	22 901	7 558	073 CHOCOLATE AND PRODUCTS	486	508	173
781 PASS MOTOR VEH EXC BUSES	7 647	14 167	4 742	075 SPICES	27	78	31
782 LORRIES, SPECIAL MOTOR VEH NES	27 430	48 610	16 056	081 FEEDING STUFF FOR ANIMALS	49 595	10 058	3 366
783 ROAD MOTOR VEHICLES NES	6 374	10 271	3 563	098 EDIBLE PRODUCTS, PREPS NES	6 663	6 937	2 204
784 MOTOR VEHCL PTS, ACC NES	9 546	41 934	14 333	111 NON-ALCOHOL BEVERAGES NES	499	102	38
786 VEH NES NONMOTOR TRAILERS	8 557	6 653	2 376	112 ALCOHOLIC BEVERAGES	4 814	909	316
793 SHIPS AND BOATS	27 342	21 123	6 856	122 TOBACCO MFERS	82	393	136
801 INDUSTRIAL PLANT CHAP 90	84	547	193	233 RUBBER, SYNTHETIC, RECLAIMED	3 478	1 459	531
802 INDUSTRIAL PLANT, CHAP 94	19	93	32	247 OTH WOOD ROUGH, SQUARED	5 650	111	37
812 PLUMBING, HEATING, LIGHTING EQUIP	1 716	4 707	1 599	248 WOOD SHAPED	23 510	3 246	1 122
821 FURNITURE	5 610	8 681	2 875	266 SYNTHETIC FIBRE TO SPIN	22 288	13 129	4 608
842 MENS OUTERWEAR NOT KNIT	61	546	161	269 WASTE OF TEXTILE FABRICS	4 145	826	270
843 WOMENS OUTERWEAR NONKNIT	1	130	33	273 STONE, SAND AND GRAVEL	17 124	468	162
844 UNDERWEAR NOT KNIT	17	260	76	274 SULPHUR ETC	2 320	286	94
845 OUTERWEAR KNIT NONELASTIC	3	112	31	278 OTHER CRUDE MINERALS	13 182	1 141	381
848 HEADGEAR, NONTEXTILE CLOTHING	125	488	173	287 BASE METAL ORES, CONC NES	4 414	452	152
851 FOOTWEAR	51	136	40	291 CRUDE ANIMAL MATERIALS NES	118	394	129
871 OPTICAL INSTRUMENTS	121	2 933	958	292 CRUDE VEG MATERIALS NES	892	968	335
872 MEDICAL INSTRUMENTS NES	632	7 985	2 681	322 COAL, LIGNITE, PEAT	5 263	316	110
873 METERS & COUNTERS NES	91	361	126	334 PETROLEUM PRODUCTS, REFIN	19 110	4 917	1 698
874 MEASURING, CONTROLLING INSTR	823	13 768	4 712	335 RESIDUAL PETROLEUM PROD NES	206 345	17 564	6 074
881 PHOTO APPAR & EQUIP NES	145	1 865	674	423 FIXED VEG OILS, SOFT	23 099	4 207	1 613
882 PHOTO, CINEMA SUPPLIES	2 928	4 471	1 612	424 FIXED VEG OIL NONSOFT	14 155	4 503	1 507
884 OPTICAL GOODS NES	8	206	69	431 PROCESSED ANIMAL VEG OIL, ETC	12 263	4 140	1 417
892 PRINTED MATTER	592	6 030	2 203	511 HYDROCARBONS NES, DERIVS	36 611	5 326	1 807
893 ARTICLES OF PLASTIC NES	4 776	5 630	1 894	512 ALCOHOLS, PHENOLS, ETC	20 666	4 646	1 714
894 TOYS, SPORTING GOODS, ETC	540	798	289	513 ORGANIC ACIDS ETC	58 435	13 402	4 689
895 OFFICE SUPPLIES NES	363	1 077	357	514 NITROGEN-FUNCTION COMPOUNDS	17 581	14 598	5 014
898 MUSICAL INSTRUMENTS, PTS	192	1 392	459	515 ORGANIC COMPOUNDS ETC	3 827	21 646	7 612
899 OTHER MANUFACTURED GOODS	292	649	204	516 OTHER ORGANIC CHEMICALS	25 299	9 938	3 375
941 ZOO ANIMALS, PETS	264	1 567	516	522 INORGANIC ELEMENTS OXIDES, ETC	75 875	13 822	4 740
951 WAR FIREARMS, AMMUNITION	3	112	38	523 OTHER INORGANIC CHEMICALS	196 903	22 482	7 658
EGYPT				524 RADIOACTIVE ETC MATERIAL		117	42
IMPORTS	20 013 138	1 576 469	519 700	531 SYNT DYE, NAT INDGO LAKES	7 796	22 570	7 750
054 VEG ETC FRSH, SPLY PRSVD	51 773	7 970	2 599	532 DYES NES, TANNING PRODS	12 343	2 314	793
056 VEGETABLES ETC PRSVD PREP'D	13 466	5 805	1 995	533 PIGMENTS PAINTS, ETC	69 309	20 669	7 004
057 FRUIT, NUTS FRESH, DRIED	1 583	192	60	541 MEDICINAL ETC PRODUCTS	14 040	98 352	34 272
061 SUGAR AND HONEY	59 472	1 647	569	551 ESSENTIAL OIL, PERFUME, ETC	791	2 297	794
075 SPICES	4 823	447	155	553 PERFUMERY, COSMETICS, ETC	1 574	1 363	475
081 FEEDING STUFF FOR ANIMALS	5 123	216	76	554 SOAPS, CLEANING ETC PREPS	22 041	8 030	2 791
222 SEEDS FOR SOFT-FIXED OIL	6 979	961	333	562 FERTILIZERS MANUFACTURED	339 580	14 058	4 907
263 COTTON	60 079	49 376	16 294	572 EXPLOSIVES, PYROTECH PROD	671	3 634	1 357
266 SYNTHETIC FIBRE TO SPIN	498	153	47	582 PROD OF CONDENSATION ETC	91 616	31 062	10 566
267 OTHER MAN-MADE FIBRES	651	216	72	583 PROD OF POLYMERIZING ETC	344 021	81 027	28 003
288 NONFERR METAL SCRAP NES	5 321	753	270	584 CELLULOSE DERIVATIVES ETC	10 423	6 499	2 266
289 PREC METAL ORE, WASTE NES	2	3 027	1 083	585 PLASTIC MATERIALS NES	190	184	61
291 CRUDE ANIMAL MATERIALS NES	3 046	664	229	591 PESTICIDES, DISINFECTANTS	16 097	19 392	6 552
292 CRUDE VEG MATERIALS NES	15 619	8 574	2 913	592 STARCH, INULIN, GLUTEN, ETC	2 220	1 296	450
333 CRUDE PETROLEUM	18 896 929	1 156 710	378 841	598 MISC CHEMICAL PROD NES	63 643	20 835	7 131
334 PETROLEUM PRODUCTS, REFIN	192 380	15 335	4 793	605 INDUSTRIAL PLANT, CHAP 73	3 638	11 787	3 927
335 RESIDUAL PETROLEUM PROD NES	141 047	10 098	3 504	611 LEATHER	1 495	336	116
512 ALCOHOLS PHENOLS, ETC	23 510	8 452	2 903	612 LEATHER ETC MANUFACTURES	35	181	64
515 ORGANIC COMPOUNDS ETC	12	125	39	621 MATERIALS OF RUBBER	2 767	2 914	1 012
531 SYNT DYE, NAT INDGO LAKES	79	146	48	625 RUBBER TYRES, TUBES	5 829	4 755	1 651
551 ESSENTIAL OIL, PERFUME, ETC	22	648	215	628 RUBBER ARTICLES NES	2 201	5 309	1 805
582 PROD OF CONDENSATION ETC	2 100	168	65	634 VENEERS, PLYWOOD, ETC	11 661	5 167	1 769
612 LEATHER ETC MANUFACTURES	136	114	40	635 WOOD MANUFACTURES NES	4 052	1 545	554
651 TEXTILE YARN AND THREAD	92 309	93 897	31 617	641 PAPER AND PAPERBOARD	85 455	19 747	6 796
652 COTTON FABRICS WOVEN	10 213	10 750	3 657	642 ARTICLES OF PAPER ETC	26 620	14 705	4 974
658 TEXTILE ARTICLES NES	697	605	200	651 TEXTILE YARN AND THREAD	7 376	8 143	2 724
659 FLOOR COVERINGS ETC	1 938	5 924	2 037	652 COTTON FABRICS WOVEN	456	1 432	476
684 ALUMINIUM	416 970	152 848	51 082	653 WOVN MAN-MADE FIB FABRIC	4 267	6 752	2 473
697 BASE METAL HOUSEHOLD EQUIP	235	525	180	656 LACE, RIBBONS TULLE, ETC	57	230	83
712 STEAM ENGINES, TURBINES	36	128	41	657 SPECIAL TEXTILE ETC PROD	6 002	9 975	3 479
714 ENGINES & MOTORS NES	102	12 816	4 411	658 TEXTILE ARTICLES NES	51	226	72
716 ROTATING ELECTRIC PLANT	226	715	251	659 FLOOR COVERINGS ETC	623	1 260	400
741 HEATING COOLING EQUIPMENT	5	540	166	661 CEMENT ETC BUILDING PROD	509 654	10 175	3 576
742 PUMPS FOR LIQUIDS ETC	38	479	164	662 CLAY REFRACTOR BLDG PRD	59 837	8 202	2 784
743 PUMPS NES CENTRIFUGES ETC	28	1 330	466	663 OTH NONMETAL MINERAL MFERS	32 551	11 455	3 906
749 NONELEC MACH PTS, ACC NES	47	865	289	664 GLASS	29 979	4 055	1 479
761 TELEVISION RECEIVERS	741	3 638	1 375	665 GLASSWARE	5 964	1 788	604
764 TELECOM EQPT PTS, ACC NES	3	444	149	666 POTTERY	458	870	289
792 AIRCRAFT	23	654	224	667 PEARL, PREC, SEMI-P STONE	2	256	99
831 TRAVEL GOODS, HANDBAGS	9	109	35	671 PIG IRON ETC	15 946	1 570	524
843 WOMENS OUTERWEAR NONKNIT	14	147	49	672 IRON STL PRIMARY FORMS	69 702	5 316	1 984
844 UNDERWEAR NOT KNIT	1 636	2 016	677	673 IRON AND STEEL SHAPES	488 477	36 556	12 652
845 OUTERWEAR KNIT NONELASTIC	312	1 231	410	674 IRN STL UNFL PLATE SHEET	183 464	24 217	8 237
846 UNDERWEAR KNITTED	700	2 011	678	675 IRON STEEL HOOD, STRIP	50 284	12 072	4 001
874 MEASURING, CONTROLLING INSTR	5	1 008	332	676 RAILWAY RAILS ETC IRN STL	2 783	441	137
892 PRINTED MATTER	199	177	61	677 IRN STL WIRE EXCL W ROD	32 983	5 207	1 785
961 COIN NONGOLD, NONCURRENT		188	65	678 IRON STL TUBES PIPES ETC	190 580	38 133	13 408
				679 IRN, STL CASTINGS UNWORKE	4 585	3 520	1 168
				681 SILVER, PLATINUM, ETC	148	1 468	508
				682 COPPER EXC CEMENT COPPER	11 580	9 175	3 072
				683 NICKEL	84	379	135
				684 ALUMINIUM	11 661	9 652	3 277

7 IMPORTS AND EXPORTS (SPECIAL TRADE) BY COUNTRIES OF PRODUCTION AND CONSUMPTION AND BY GROUPS OF THE SITC-REV. II 1985

GROUP DESCRIPTION	DT * 100 KG	1 000 DM	1 000 \$	GROUP DESCRIPTION	DT * 100 KG	1 000 DM	1 000 \$
685 LEAD	34 503	4 372	1 406	783 SHIPS AND BOATS	32 705	811	286
686 ZINC	343	117	40				
687 TIN	23	94	30	EXPORTS	1 404 447	329 170	114 165
691 STRUCTURES AND PARTS NES	29 892	14 976	5 340	001 LIVE ANIMALS	2 475	1 289	485
692 METAL TANKS,BOXES,ETC	7 359	4 067	1 433	014 MEAT PREPD, PRSVD, NES ETC	189	88	30
693 WIRE PRODUCTS NON ELECTR	11 394	3 446	1 172	022 MILK AND CREAM	49 250	11 881	4 002
694 STL, COPPR NAILS, NUTS, ETC	8 620	6 087	2 126	023 BUTTER	3 300	1 757	624
695 TOOLS	8 018	22 411	7 706	025 EGGS, BIRDS, FRESH, PRSVD	145	84	31
696 CUTLERY	275	1 009	354	035 FISH SALTED, DRIED, SMOKED	1 531	692	238
697 BASE MTL HOUSEHOLD EQUIP	4 002	4 764	1 698	041 WHEAT ETC UNMILLED	95 011	4 883	1 583
699 OTHER METAL MANUFACTURES	23 857	19 850	6 848	046 WHEAT ETC MEAL OR FLOUR	420 877	23 254	7 532
700 INDUSTRIAL PLANT, CHAP 84	17 053	42 565	14 769	047 OTHER CEREAL MEALS, FLOUR	58 021	3 998	1 340
703 INDUSTRIAL PLANT, CHAP 85	3 597	15 436	5 311	048 CEREAL ETC PREPARATIONS	3 366	770	247
711 STEAM BOILERS & AUX PLNT	4 043	5 513	1 823	054 VEG ETC FRSH, SMPLY PRSVD	22 089	1 318	469
712 STEAM ENGINES, TURBINES	8 400	30 321	11 569	058 FRUIT PRESERVED, PREPARED	22	125	45
713 INTRNL COMBUS PISTN ENGN	21 231	62 019	21 098	061 SUGAR AND HONEY	43 627	2 796	958
714 ENGINES & MOTORS NES	83	19 382	6 699	062 SUGAR PREPS NON-COCOA	246	106	33
716 ROTATING ELECTRIC PLANT	7 858	19 848	6 737	081 FEEDING STUFF FOR ANIMLS	1 539	229	82
718 OTH POWER GENERATG MACHY	828	4 062	1 514	098 EDIBLE PRODCTS, PREPS NES	705	730	267
721 AGRIC MACHY, EXC TRACTORS	16 453	16 014	5 383	112 ALCOHOLIC BEVERAGES	832	113	45
722 TRACTORS NON-ROAD	1 935	2 237	760	122 TOBACCO MFRS	251	329	100
723 CIVIL ENGINEERG EQUIP ETC	74 618	86 598	29 217	233 RUBBER, SYNTHETIC RECLAIMD	2 398	137	184
724 TEXTILE, LEATHER MACHNRY	27 941	91 852	31 816	269 WASTE OF TEXTILE FABRICS	414	567	51
725 PAPER ETC MILL MACHINERY	7 704	16 553	5 736	273 STONE, SAND AND GRAVEL	4 002	265	84
726 PRINTG, BKBINDG MACHY, PTS	4 526	20 779	6 855	274 SULPHUR ETC	1 096	119	42
727 FOOD MACHRY NON-DOMESTIC	4 530	17 355	5 581	278 OTHER CRUDE MINERALS	3 285	200	64
728 OTH MACHY FOR SPCL INDUS	56 448	131 826	44 903	334 PETROLEUM PRODUCTS, REFIN	22 727	2 749	924
736 MACHINE TOOLS FOR METAL	17 898	71 164	25 243	335 RESIDUAL PETRLM PROD NES	3 578	656	228
737 METALWORKING MACHNRY NES	3 994	7 943	2 714	423 FIXED VEG OILS, SOFT	35 322	9 657	3 109
741 HEATING COOLING EQUIPMNT	73 613	138 567	49 435	424 FIXED VEG OIL NONSOFT	240	93	33
742 PUMPS FOR LIQUIDS ETC	8 106	33 805	11 681	431 PROCESD ANML VEG OIL, ETC	538	210	72
743 PUMPS NES, CENTRIFUGES ETC	24 549	49 060	16 888	511 HYDROCARBONS NES DERIVS	444	228	79
744 MECHANICAL HANDLING EQU	62 778	80 539	27 203	513 ORGANIC ACIDS, ETC	306	184	64
745 NONELEC MACHY TOOLS NES	13 403	57 582	20 205	514 NITROGEN-FUNCTN COMPOUNDS	158	103	35
749 NONELEC MACH PTS, ACC NES	19 371	42 892	14 751	515 ORG-INORG COMPOUNDS ETC	69	373	123
751 OFFICE MACHINES	818	3 716	1 293	516 OTHER ORGANIC CHEMICALS	173	126	41
752 AUTOMATIC DATA PROC EQUIP	315	6 883	2 357	522 INORG ELEMNTS OXIDES, ETC	48 987	4 919	676
759 OFFICE & ADP MCH PTS, ACC	71	1 928	669	523 OTHR INORGANIC CHEMICALS	8 160	888	297
761 TELEVISION RECEIVERS	1 771	7 578	2 498	531 SYNT DYE, NAT INDGO, LAKES	218	672	231
762 RADIO BROADCAST RECEIVERS	11	238	79	532 DYES NES TANNING PRODS	853	136	45
763 SOUND RECORDRS, PHONOGRPH	229	3 143	1 074	533 PIGMENTS PAINTS, ETC	1 031	692	237
764 TELECOM EQPT, PTS, ACC NES	3 171	65 831	22 466	541 MEDICINAL ETC PRODUCTS	4 068	10 501	3 614
765 ELECTRIC POWER MACHY NES	7 967	8 530	2 980	551 ESSENTIAL OIL, PERFUME, ETC	350	792	286
772 SWITCHGEAR ETC & PTS NES	14 898	74 389	26 071	553 PERFUMERY, COSMETICS, ETC	130	197	70
773 ELECTR DISTRIBUTING MACH	47 506	34 347	11 754	554 SOAPS, CLEANING ETC PREPS	274	154	53
774 ELECTRO-MEDCL, XRAY EQUIP	475	12 132	4 342	562 FERTILIZERS MANUFACTURED	309 200	13 615	5 218
775 HOUSEHOLD TYPE EQUIP NES	9 086	11 162	3 982	572 EXPLOSIVES PYROTECH PROD	1 648	841	281
776 TRANSISTORS, VALVES, ETC	63	1 243	428	582 PROD OF CONDENSATION ETC	511	231	77
778 ELECTRICAL MACHINERY NES	20 065	49 773	17 468	583 PROD OF POLYMERIZING ETC	11 377	3 030	1 077
781 PASS MOTOR VEH EXC BUSES	43 357	83 733	29 049	584 CELLULOSE DERIVATIVES ETC	166	168	62
782 LORRIES, SPCL MTR VEH NES	127 244	116 206	39 953	591 PESTICIDES DISINFECTANTS	12 725	17 743	6 221
783 ROAD MOTOR VEHICLES NES	17 205	34 472	12 004	592 STARCH INULIN, GLUTEN, ETC	11 319	1 271	448
784 MOTOR VEHCL PTS, ACC NES	93 197	128 665	44 483	598 MISC CHEMICAL PRODS NES	1 813	955	332
785 MOTOR & OTHER CYCLES ETC	978	3 117	1 085	605 INDUSTRIAL PLANT, CHAP 73	3 798	2 519	898
786 VEH NES NONMOTR TRAILERS	47 550	24 192	8 500	606 INDUSTRIAL PLANT CHAP 76	162	407	154
791 RAILWAY VEHICLES	30 601	79 379	25 958	621 MATERIALS OF RUBBER	171	142	46
792 AIRCRAFT	65	6 256	2 129	625 RUBBER TYRES, TUBES	2 170	1 192	427
793 SHIPS AND BOATS	60 521	79 712	25 915	628 RUBBER ARTICLES NES	128	314	109
801 INDUSTRIAL PLANT, CHAP 90	162	1 217	461	635 WOOD MANUFACTURES NES	175	160	57
802 INDUSTRIAL PLANT, CHAP 94	47	201	72	641 PAPER AND PAPERBOARD	4 927	890	326
812 PLUMBING HEATING, LIGHTNG EQU	5 186	7 002	2 445	642 ARTICLES OF PAPER ETC	7 366	5 459	1 899
821 FURNITURE	5 881	8 754	3 150	653 WOVN MAN-MADE FIB FABRIC	265	337	134
831 TRAVEL GOODS, HANDBAGS	40	173	60	656 LACE RIBBONS, TULLE, ETC	66	162	63
842 MENS OUTERWEAR NOT KNIT	21	325	102	658 TEXTILE ARTICLES NES	1 178	1 797	564
843 WOMENS OUTERWEAR NONKNIT	20	895	298	661 CEMENT ETC BUILDING PROD	16 671	341	119
845 OUTERWEAR KNIT NONELASTC	21	396	142	662 CLAY, REFRACTORY BLDG PRO	1 575	326	109
847 TXTL CLTHNG ACCESSRYS NES	127	615	218	663 OTH NONMETAL MINERAL MFS	1 402	298	101
848 HEADGEAR NONTXL CLOTHING	299	957	340	GLASS	1 044	125	42
851 FOOTWEAR	288	1 144	376	673 IRON AND STEEL SHAPES	20 680	1 681	533
871 OPTICAL INSTRUMENTS	134	3 744	1 256	674 IRN STL UNIV, PLATE, SHEET	8 272	982	324
872 MEDICAL INSTRUMENTS NES	1 314	16 729	5 902	675 IRON, STEEL HOOP, STRIP	18 908	5 185	2 030
873 METERS & COUNTERS NES	5 194	7 979	2 682	678 IRON, STL TUBES PIPES, ETC	12 933	1 460	563
874 MEASURING, CONTROLING INSTR	8 156	37 765	13 142	682 COPPER EXC CEMENT COPPER	142	92	35
881 PHOTO APPAR & EQUIPT NES	429	4 338	1 482	683 NICKEL	54	106	42
882 PHOTO, CINEMA SUPPLIES	8 267	18 203	6 277	684 ALUMINIUM	946	1 275	421
884 OPTICAL GOODS NES	35	2 100	744	691 STRUCTURES AND PARTS NES	2 064	1 475	491
885 WATCHES AND CLOCKS	180	990	337	692 METAL TANKS, BOXES, ETC	1 128	1 290	432
892 PRINTED MATTER	5 200	7 891	2 667	695 TOOLS	1 303	2 019	711
893 ARTICLES OF PLASTIC NES	25 658	20 817	7 292	697 BASE MTL HOUSEHOLD EQUIP	207	295	96
894 TOYS, SPORTING GOODS, ETC	1 183	3 345	1 168	699 OTHER METAL MANUFACTURES	2 562	945	311
895 OFFICE SUPPLIES NES	2 359	4 640	1 604	700 INDUSTRIAL PLANT CHAP 84	280	580	210
896 WORKS OF ART ETC	2	240	93	703 INDUSTRIAL PLANT CHAP 85	569	1 277	466
897 GOLD SILVER WARE, JEWELRY	6	7 074	2 570	712 STEAM ENGINES, TURBINES	29	360	120
898 MUSICAL INSTRUMENTS, PTS	736	3 418	1 156	713 INTRNL COMBUS PISTN ENGN	730	1 731	613
899 OTHER MANUFACTURED GOODS	303	1 200	409	714 ENGINES & MOTORS NES	88	5 963	1 879
951 WAR FIREARMS AMMUNITION	441	1 720	598	716 ROTATING ELECTRIC PLANT	189	580	193
971 GOLD, NON MONETARY NES		829	282	721 AGRIC MACHY, EXC TRACTORS	5 471	4 782	1 787
				722 TRACTORS NON-ROAD	2 720	3 203	1 234
				723 CIVIL ENGINEERG EQUIP ETC	1 203	2 279	818
				724 TEXTILE, LEATHER MACHNRY	758	3 061	9 099
				725 PAPER ETC MILL MACHINERY	32	142	50
				726 PRINTG BKBINDG MACHY, PTS	852	2 498	876
				727 FOOD MACHRY NON-DOMESTIC	2 450	2 890	1 007
				728 OTH MACHY FOR SPCL INDUS	817	5 701	1 986
				736 MACHINE TOOLS FOR METAL	345	1 621	568
				737 METALWORKING MACHNRY NES	174	169	52
				741 HEATING, COOLING EQUIPMNT	2 556	3 870	1 288
				742 PUMPS FOR LIQUIDS ETC	342	1 437	510
				743 PUMPS NES, CENTRIFUGES ETC	2 075	3 611	1 260
				744 MECHANICAL HANDLING EQU	301	468	157
				745 NONELEC MACHY TOOLS NES	337	1 386	472
				749 NONELEC MACH PTS, ACC NES	220	945	323
				751 OFFICE MACHINES	56	387	132
				752 AUTOMATIC DATA PROC EQUIP	17	635	235
SUDAN							
IMPORTS	214 063	95 429	32 358				
045 CEREALS NES UNMILLED	5 325	424	161				
054 VEG ETC FRSH, SMPLY PRSVD	6 630	12 025	3 972				
081 FEEDING STUFF FOR ANIMLS	5 532	263	93				
222 SEEDS FOR SOFT/FIXED OIL	8 863	1 904	656				
263 COTTON	110 681	49 724	16 773				
291 CRUDE ANIMAL MTRIALS NES	2 032	291	105				
292 CRUDE VEG MATERIALS NES	30 400	16 387	5 675				
512 ALCOHOLS PHENOLS, ETC	4 310	1 488	521				
553 PERFUMERY, COSMETICS ETC	600	475	144				
651 TEXTILE YARN AND THREAD	6 149	5 716	1 919				
714 ENGINES & MOTORS NES	67	1 500	530				
743 PUMPS NES, CENTRIFUGES ETC	2	83	32				
752 AIRCRAFT	52	3 106	1 053				

7 IMPORTS AND EXPORTS (SPECIAL TRADE) BY COUNTRIES OF PRODUCTION AND CONSUMPTION AND BY GROUPS OF THE SITC-REV. II 1985

GROUP DESCRIPTION	DT * 100 KG	1 000 DM	1 000 \$	GROUP DESCRIPTION	DT * 100 KG	1 000 DM	1 000 \$
759 OFFICE & ADP MCH PTS, ACC	9	191	63	516 OTHER ORGANIC CHEMICALS	92	100	34
764 TELECOM EQPT, PTS, ACC NES	562	5 994	2 067	522 INORG ELEMENTS, OXIDES, ETC	1 442	164	57
771 ELECTRIC POWER MACHY NES	99	212	71	523 OTHR INORGANIC CHEMICALS	8 022	548	176
772 SWITCHGEAR ETC & PTS NES	353	1 633	592	531 SYNT DYE, NAT INDGO, LAKES	1 350	3 972	1 375
773 ELECTR DISTRIBUTING MACH	294	215	68	532 DYES NES, TANNING PRODS	960	159	53
774 ELECTRO-MEDCL, XRAY EQUIP	151	2 925	954	533 PIGMENTS, PAINTS, ETC	837	292	103
776 TRANSISTORS, VALVES, ETC	2	136	46	541 MEDICINAL ETC PRODUCTS	48	352	124
778 ELECTRICAL MACHINERY NES	421	768	258	551 ESSENTL OIL, PERFUME, ETC	33	138	51
781 PASS MOTOR VEH EXC BUSES	2 331	5 786	1 999	554 SOAPS, CLEANING ETC PREPS	692	221	76
782 LORRIES, SPCL MTR VEH NES	30 303	44 547	15 777	562 FERTILIZERS MANUFACTURED	2 880	168	56
783 ROAD MOTOR VEHICLES NES	3 577	4 669	1 593	572 EXPLOSIVES, PYROTECH PROD	4 668	1 592	538
784 MOTOR VEHCL PTS, ACC NES	3 809	10 933	3 968	582 PROD OF CONDENSATION ETC	228	119	42
786 VEH NES NONMOTR, TRAILERS	12 888	8 443	3 012	583 PROD OF POLYMERIZING ETC	7 057	1 628	569
792 AIRCRAFT	6	698	255	591 PESTICIDES, DISINFECTANTS	333	537	194
793 SHIPS AND BOATS	10 618	9 980	3 738	598 MISC CHEMICAL PRODS NES	1 471	459	159
812 PLUMB, HEATING, LIGHTNG EQU	137	158	53	605 INDUSTRIAL PLANT, CHAP 73	948	288	97
821 FURNITURE	529	479	158	607 INDUSTRIAL PLANT, CHAP 82	539	1 129	383
871 OPTICAL INSTRUMENTS	11	551	178	625 RUBBER TYRES, TUBES	523	466	171
872 MEDICAL INSTRUMENTS NES	285	1 285	436	628 RUBBER ARTICLES NES	45	199	72
873 METERS & COUNTERS NES	19	100	34	635 WOOD MANUFACTURES NES	598	158	54
874 MEASURING, CONTROLNG INSTR	165	11 682	3 630	641 PAPER AND PAPERBOARD	432	317	104
881 PHOTO APPAR & EQUIPT NES	8	101	33	652 COTTON FABRICS WOVEN	1 881	9 217	3 179
882 PHOTO, CINEMA SUPPLIES	344	624	213	656 TEXTILE ARTICLES NES	58	132	44
892 PRINTED MATTER	120	162	54	663 OTH NONMETAL MINERAL MFS	100	110	38
893 ARTICLES OF PLASTIC NES	2 735	1 813	601	665 GLASSWARE	7	250	84
895 OFFICE SUPPLIES NES	135	289	99	667 PEARL PREC-, SEMI-P STONE	4	258	89
899 OTHER MANUFACTURED GOODS	285	322	113	673 IRON AND STEEL SHAPES	2 737	278	93
MAURITANIA				674 IRN, STL UNIV. PLATE, SHEET	1 987	169	53
IMPORTS				678 IRON, STL TUBES, PIPES, ETC	10 548	1 068	327
281 IRON ORE, CONCENTRATES	5 993 356	40 766	13 964	682 COPPER EXC CEMENT COPPER	432	270	89
292 CRUDE VEG MATERIALS NES	2 528	1 077	340	691 STRUCTURES AND PARTS NES	2 917	1 336	441
EXPORTS				692 METAL TANKS, BOXES, ETC	72	117	35
022 MILK AND CREAM	123 162	12 788	4 408	693 WIRE PRODUCTS NON ELECTR	320	176	59
023 BUTTER	5 900	5 850	2 310	695 TOOLS	242	1 005	347
041 WHEAT ETC UNMILLED	124 962	4 795	1 727	699 OTHER METAL MANUFACTURES	1 556	749	233
061 SUGAR AND HONEY	18 500	757	233	700 INDUSTRIAL PLANT, CHAP 84	2 025	5 776	1 932
062 SUGAR PREPS NON-COCCA	248	236	77	703 INDUSTRIAL PLANT, CHAP 85	198	409	136
335 RESIDUAL PETRLM PROD NES	2 389	386	133	713 INTRNL COMBUS PISTN ENGN	412	1 455	492
541 MEDICINAL ETC PRODUCTS	131	116	42	716 ROTATING ELECTRIC PLANT	130	227	74
554 SOAPS, CLEANING ETC PREPS	504	107	33	718 OTH POWER GENERATG MACHY	24	126	43
584 CELLULOSE DERIVATIVES ETC	158	185	64	722 TRACTORS NON-ROAD	1 133	2 615	1 008
591 PESTICIDES, DISINFECTANTS	46	140	53	723 CIVIL ENGINEERG EQUIP ETC	741	1 199	417
598 MISC CHEMICAL PRODS NES	716	114	41	724 TEXTILE, LEATHER MACHNRY	152	630	206
605 INDUSTRIAL PLANT, CHAP 73	384	364	132	727 FOOD MACHRY NON-DOMESTIC	76	380	116
621 MATERIALS OF RUBBER	31	95	33	728 OTH MACHY FOR SPCL INDUS	757	2 948	988
628 RUBBER ARTICLES NES	421	557	199	736 MACHINE TOOLS FOR METAL	83	127	46
641 PAPER AND PAPERBOARD	804	995	358	741 HEATING, COOLING EQUIPMNT	44	112	40
642 ARTICLES OF PAPER ETC	211	176	59	742 PUMPS FOR LIQUIDS ETC	355	815	267
652 COTTON FABRICS, WOVEN	1 194	7 313	2 519	743 PUMPS NES, CENTRIFUGES ETC	351	1 648	526
653 WOVN MAN-MADE FIB FABRIC	240	123	46	744 MECHANICAL HANDLING EQU	234	385	127
665 GLASSWARE	2	92	32	745 NONELEC MACHY, TOOLS NES	193	1 480	498
667 PEARL, PREC-, SEMI-P STONE		174	57	749 NONELEC MACH PTS, ACC NES	31	94	31
679 IRN, STL CASTINGS UNWORKE	10 000	1 330	440	761 TELEVISION RECEIVERS	33	107	36
684 ALUMINIUM	500	186	67	764 TELECOM EQPT, PTS, ACC NES	48	1 304	442
695 TOOLS	145	183	58	771 ELECTRIC POWER MACHY NES	141	108	40
712 STEAM ENGINES, TURBINES	2	169	57	772 SWITCHGEAR ETC & PTS NES	37	313	100
716 ROTATING ELECTRIC PLANT	110	296	93	776 TRANSISTORS, VALVES, ETC	71	2 446	935
723 CIVIL ENGINEERG EQUIP ETC	898	2 007	717	778 ELECTRICAL MACHINERY NES	1 256	883	308
727 FOOD MACHRY NON-DOMESTIC	490	1 459	502	781 PASS MOTOR VEH EXC BUSES	790	1 811	651
728 OTH MACHY FOR SPCL INDUS	56	222	77	782 LORRIES, SPCL MTR VEH NES	6 576	9 496	3 157
736 MACHINE TOOLS FOR METAL	278	1 337	458	783 ROAD MOTOR VEHICLES NES	1 644	1 409	500
742 PUMPS FOR LIQUIDS ETC	194	476	159	784 MOTOR VEHCL PTS, ACC NES	341	908	337
743 PUMPS NES, CENTRIFUGES ETC	263	832	301	786 VEH NES NONMOTR, TRAILERS	328	343	110
744 MECHANICAL HANDLING EQU	1 141	1 607	540	821 FURNITURE	198	247	84
745 NONELEC MACHY, TOOLS NES	20	175	57	874 MEASURING, CONTROLNG INSTR	34	315	111
749 NONELEC MACH PTS, ACC NES	17	98	37	882 PHOTO, CINEMA SUPPLIES	89	135	44
751 OFFICE MACHINES	22	143	52	893 ARTICLES OF PLASTIC NES	2 131	851	285
764 TELECOM EQPT, PTS, ACC NES	19	347	110	UPPER VOLTA			
772 SWITCHGEAR ETC & PTS NES	21	99	36	IMPORTS			
778 ELECTRICAL MACHINERY NES	3 827	1 411	489	054 VEG ETC FRSH, SMPLY PRSVD	269	126	38
781 PASS MOTOR VEH EXC BUSES	283	804	262	263 COTTON	21 297	10 555	3 398
782 LORRIES, SPCL MTR VEH NES	8 013	12 045	4 370	899 OTHER MANUFACTURED GOODS	219	442	153
784 MOTOR VEHCL PTS, ACC NES	728	2 411	846	EXPORTS			
786 VEH NES NONMOTR TRAILERS	2 078	1 428	498	022 MILK AND CREAM	66 560	27 212	9 329
791 RAILWAY VEHICLES	35	347	121	047 OTHER CEREAL MEALS, FLOUR	5 520	1 409	447
874 MEASURING, CONTROLNG INSTR	8	103	34	122 TOBACCO MFRS	17 700	1 266	408
892 PRINTED MATTER	98	782	308	292 CRUDE VEG MATERIALS NES	54	148	57
893 ARTICLES OF PLASTIC NES	313	152	55	598 MISC CHEMICAL PRODS NES	35	110	36
MALI				628 RUBBER ARTICLES NES	24 938	4 019	1 413
IMPORTS				652 COTTON FABRICS, WOVEN	243	301	104
057 FRUIT, NUTS, FRESH, DRIED	1 158	677	217	679 IRN, STL CASTINGS UNWORKE	1 771	88	30
263 COTTON	89 663	37 142	12 645	692 METAL TANKS, BOXES, ETC	198	782	271
292 CRUDE VEG MATERIALS NES	3 687	732	255	695 TOOLS	124	579	105
431 PROCESD ANML VEG OIL, ETC	157	144	50	541 MEDICINAL ETC PRODUCTS	434	167	55
971 GOLD NON MONETARY NES		1 522	483	554 SOAPS, CLEANING ETC PREPS	528	206	68
EXPORTS				583 PROD OF POLYMERIZING ETC	225	193	64
011 MEAT FRESH CHILDL FROZEN	103	97	32	585 PLASTIC MATERIALS NES	360	92	30
022 MILK AND CREAM	4 254	1 098	349	598 MISC CHEMICAL PRODS NES	475	396	137
037 FISH ETC PREPD PRSVD NES	400	174	55	628 RUBBER ARTICLES NES	38	381	130
112 ALCOHOLIC BEVERAGES	836	107	36	652 COTTON FABRICS, WOVEN	22	136	45
122 TOBACCO MFRS	108	289	98	679 IRN, STL CASTINGS UNWORKE	2 825	466	173
248 WOOD SHAPED	7 827	682	225	692 METAL TANKS, BOXES, ETC	586	743	262
334 PETROLEUM PRODUCTS, REFIN	472	102	36	695 TOOLS	225	288	99
431 PROCESD ANML VEG OIL, ETC	599	85	34	699 OTHER METAL MANUFACTURES	112	89	34
514 NITROGEN-FUNCTN COMPOUNDS	321	336	108	713 INTRNL COMBUS PISTN ENGN	25	155	49
				716 ROTATING ELECTRIC PLANT	312	1 150	406
				723 CIVIL ENGINEERG EQUIP ETC	73	163	57
				724 TEXTILE, LEATHER MACHNRY	93	936	320
				728 OTH MACHY FOR SPCL INDUS	26	150	49
				742 PUMPS FOR LIQUIDS ETC	266	647	240
				743 PUMPS NES, CENTRIFUGES ETC	11	91	34

7 IMPORTS AND EXPORTS (SPECIAL TRADE) BY COUNTRIES OF PRODUCTION AND CONSUMPTION AND BY GROUPS OF THE SITC-REV. 11 1985

GROUP DESCRIPTION	DT * 100 KG	1 000 DM	1 000 \$	GROUP DESCRIPTION	DT * 100 KG	1 000 DM	1 000 \$
745 NONELEC MACHY, TOOLS NES	22	375	125	EXPORTS	44 788	12 862	4 443
751 OFFICE MACHINES	21	125	40				
764 TELECOM EQPT PTS ACC NES	8	257	80	022 MILK AND CREAM	5 108	1 270	457
776 TRANSISTORS, VALVES, ETC	14	177	67	061 SUGAR AND HONEY	24 960	1 819	551
781 PASS MOTOR VEH EXC BUSES	194	617	208	112 ALCOHOLIC BEVERAGES	952	137	46
782 LORRIES, SPCL MTR VEH NES	3 965	6 363	2 193	423 FIXED VEG OILS, SOFT	2 008	525	185
783 ROAD MOTOR VEHICLES NES	567	309	119	572 EXPLOSIVES, PYROTECH PRCD	450	115	44
784 MOTOR VEHCL PTS, ACC NES	159	449	150	678 IRON, STL TUBES, PIPES, ETC	2 352	392	149
786 VEH NES NONMOTR TRAILERS	476	172	59	691 STRUCTURES AND PARTS NES	728	295	113
874 MEASURING, CONTROLING INSTR	14	224	75	695 TOOLS	85	261	91
882 PHOTO, CINEMA SUPPLIES	38	173	60	713 INTRNL COMBUS PISTN ENGN	56	412	148
893 ARTICLES OF PLASTIC NES	424	440	153	716 ROTATING ELECTRIC PLANT	63	149	52
				723 CIVIL ENGINEERG EQUIP ETC	161	335	119
NIGER				728 OTH MACHY FOR SPCL INDUS	34	137	47
IMPORTS	239	247	87	736 MACHINE TOOLS FOR METAL	64	123	48
072 COCOA	201	128	49	742 PUMPS FOR LIQUIDS ETC	59	264	93
EXPORTS	302 918	40 835	13 821	743 PUMPS NES, CENTRIFUGES ETC	69	234	80
022 MILK AND CREAM	8 133	2 259	748	745 NONELEC MACHY, TOOLS NES	43	157	52
041 WHEAT ETC UNMILLED	105 000	4 770	1 507	764 TELECOM EQPT, PTS, ACC NES	33	871	305
046 WHEAT ETC MEAL OR FLOUR	27 843	1 503	467	772 SWITCHGEAR ETC & PTS NES	41	132	48
098 EDIBLE PRODCTS, PREPS NES	1 505	660	213	773 ELECTR DISTRIBUTING MACH	162	336	115
514 NITROGEN-FUNCTN COMPOUNDS	317	371	126	778 ELECTRICAL MACHINERY NES	105	187	62
516 OTHER ORGANIC CHEMICALS	70	103	34	782 LORRIES, SPCL MTR VEH NES	335	516	186
523 OTHR INORGANIC CHEMICALS	40 800	1 537	525	784 MOTOR VEHCL PTS, ACC NES	251	470	164
531 SYNT DYE, NAT INDOG, LAKES	354	1 543	529	874 MEASURING, CONTROLING INSTR	59	282	99
541 MEDICINAL ETC PRODUCTS	130	967	327	893 ARTICLES OF PLASTIC NES	3 745	924	337
554 SOAPS, CLEANING ETC PREPS	909	382	121	895 OFFICE SUPPLIES NES	18	167	53
583 PROD OF POLYMERIZING ETC	270	307	109	961 COIN NONGOLD, NONCURRENT	90	167	55
585 PLASTIC MATERIALS NES	630	216	74	972 GOLD COIN		353	128
591 PESTICIDES, DISINFECTANTS	48	113	39				
598 MISC CHEMICAL PRODS NES	1 945	1 971	661	SENEGAL	204 406	20 470	6 827
652 COTTON FABRICS, WOVEN	1 134	4 506	1 510	IMPORTS			
653 MOVN MAN-MADE FIB FABRIC	69	117	37	034 FISH FRESH, CHILLED, FROZN	3 261	2 910	991
658 TEXTILE ARTICLES NES	2 446	396	126	036 SHELL FISH FRESH, FROZEN	450	665	226
662 CLAY, REFRACTORY BLDG PRD	2 046	228	75	037 FISH ETC PREPD PRSVD NES	6 971	5 144	1 688
672 IRON, STL PRIMARY FORMS	99 333	5 036	1 905	054 VEG ETC FRSH, SMPLY PRSVD	3 278	3 076	993
678 IRON, STL TUBES, PIPES, ETC	246	169	75	057 FRUIT, NUTS, FRESH, DRIED	1 288	553	183
691 STRUCTURES AND PARTS NES	1 728	1 195	396	081 FEEDING STUFF FOR ANIMLS	6 009	260	82
692 METAL TANKS, BOXES, ETC	189	327	116	263 COTTON	200	101	33
699 OTHER METAL MANUFACTURES	402	155	58	278 OTHER CRUDE MINERALS	174 584	4 015	1 368
716 ROTATING ELECTRIC PLANT	105	292	103	292 CRUDE VEG MATERIALS NES	400	306	102
723 CIVIL ENGINEERG EQUIP ETC	53	220	69	423 FIXED VEG OILS, SOFT	4 865	1 538	511
724 TEXTILE, LEATHER MACHNRY	123	152	53	512 ALCOHOLS, PHENOLS, ETC	1 104	399	140
742 PUMPS FOR LIQUIDS ETC	340	623	205	941 ZOO ANIMALS, PETS	57	549	191
743 PUMPS NES, CENTRIFUGES ETC	46	291	106	EXPORTS	415 998	111 402	37 993
745 NONELEC MACHY, TOOLS NES	71	582	184	022 MILK AND CREAM	13 685	3 667	1 234
764 TELECOM EQPT, PTS, ACC NES	8	299	103	041 WHEAT ETC UNMILLED	50 000	2 353	936
774 ELECTRO-MEDCL, XRAY EQUIP	5	86	33	061 SUGAR AND HONEY	8 007	319	103
778 ELECTRICAL MACHINERY NES	236	226	84	122 TOBACCO MFRS	1 165	2 191	795
781 PASS MOTOR VEH EXC BUSES	277	785	265	334 PETROLEUM PRODCTS, REFIN	666	146	51
782 LORRIES, SPCL MTR VEH NES	1 497	1 879	672	335 RESIDUAL PETRLM PROD NES	2 348	360	125
783 ROAD MOTOR VEHICLES NES	114	229	91	411 ANIMAL OILS AND FATS	20 988	3 039	1 119
784 MOTOR VEHCL PTS, ACC NES	210	836	288	423 FIXED VEG OILS, SOFT	159 636	28 541	9 689
874 MEASURING, CONTROLING INSTR	5	205	65	431 PROCESD ANML VEG OIL, ETC	1 184	422	151
893 ARTICLES OF PLASTIC NES	600	665	238	511 HYDROCARBONS NES, DERIVS	3 670	485	173
897 GOLD, SILVER WARE, JEWELRY	5	315	101	512 ALCOHOLS, PHENOLS, ETC	415	246	78
				513 ORGANIC ACIDS, ETC	6 855	1 360	475
CHAD				514 NITROGEN-FUNCTN COMPOUNDS	511	520	173
IMPORTS	74 026	34 502	11 146	515 ORG-INORG COMPOUNDS ETC	207	1 112	370
263 COTTON	73 081	34 045	10 990	516 OTHER ORGANIC CHEMICALS	546	137	43
292 CRUDE VEG MATERIALS NES	939	426	145	522 INORG ELEMNTS, OXIDES ETC	22 582	507	172
EXPORTS	27 569	14 264	5 042	523 OTHR INORGANIC CHEMICALS	10 603	1 042	358
022 MILK AND CREAM	6 650	1 711	627	531 SYNT DYE, NAT INDOG, LAKES	931	2 698	912
037 FISH ETC PREPD PRSVD NES	1 000	433	140	532 DYES NES, TANNING PRODS	945	147	50
112 ALCOHOLIC BEVERAGES	867	127	41	533 PIGMENTS, PAINTS, ETC	1 514	666	223
531 SYNT DYE, NAT INDOG, LAKES	26	103	36	541 MEDICINAL ETC PRODUCTS	112	226	82
541 MEDICINAL ETC PRODUCTS	102	905	319	551 ESSENTL OIL, PERFUME, ETC	25	89	31
562 FERTILIZERS MANUFACTURED	7 763	297	108	553 PERFUMERY, COSMETICS, ETC	22	92	31
625 RUBBER TYRES, TUBES	276	231	75	554 SOAPS, CLEANING ETC PREPS	1 099	446	150
658 TEXTILE ARTICLES NES	127	128	40	582 PROD OF CONDENSATION ETC	1 234	482	167
691 STRUCTURES AND PARTS NES	209	102	32	583 PROD OF POLYMERIZING ETC	24 276	4 600	1 540
695 TOOLS	150	102	34	585 PLASTIC MATERIALS NES	66	116	37
697 BASE MTL HOUSEHOLD EQUIP	50	90	30	591 PESTICIDES, DISINFECTANTS	654	1 070	371
714 ENGINES & MOTORS NES	4	1 512	601	598 MISC CHEMICAL PRODS NES	6 139	1 940	682
721 AGRIC MACHY, EXC TRACTORS	49	121	41	621 MATERIALS OF RUBBER	401	280	97
723 CIVIL ENGINEERG EQUIP ETC	54	130	48	625 RUBBER TYRES, TUBES	2 463	992	324
724 TEXTILE, LEATHER MACHNRY	235	610	207	628 RUBBER ARTICLES NES	61	127	43
726 PRINTG, BKBINDG MACHY, PTS	2	99	37	642 ARTICLES OF PAPER ETC	315	264	87
743 PUMPS NES, CENTRIFUGES ETC	46	154	55	651 TEXTILE YARN AND THREAD	68	142	46
744 MECHANICAL HANDLING EQU	41	95	33	652 COTTON FABRICS, WOVEN	761	3 043	1 022
778 ELECTRICAL MACHINERY NES	636	320	111	653 MOVN MAN-MADE FIB FABRIC	78	169	61
781 PASS MOTOR VEH EXC BUSES	194	347	119	655 KNIT ETC FABRICS	205	258	85
782 LORRIES, SPCL MTR VEH NES	1 480	809	268	657 SPECIAL TEXTILE ETC PROD	759	120	41
783 ROAD MOTOR VEHICLES NES	1 009	1 543	590	663 OTH NONMETAL MINERAL MFS	570	148	53
784 MOTOR VEHCL PTS, ACC NES	545	660	224	672 IRON AND STEEL SHAPES	5 202	406	124
786 VEH NES NONMOTR, TRAILERS	1 439	940	314	674 IRN, STL UNIV PLATE, SHEET	3 903	707	236
874 MEASURING, CONTROLING INSTR	5	153	52	676 RAILWY RAILS ETC IRN, STL	26 894	6 085	2 132
				677 IRN, STL WIRE EXCL W ROD	871	139	48
CAPE VERDE				678 IRON, STL TUBES, PIPES, ETC	8 908	1 086	360
IMPORTS	511	146	51	691 STRUCTURES AND PARTS NES	532	681	226
036 SHELL FISH FRESH, FROZEN	29	102	36	693 WIRE PRODUCTS NON ELECTR	273	89	32
				694 STL COPPR NAILS NUTS, ETC	1 400	638	224
				695 TOOLS	121	236	83
				699 OTHER METAL MANUFACTURES	3 146	1 925	606
				711 STEAM BOILERS & AUX PLNT	62	241	79
				712 STEAM ENGINES TURBINES	300	1 391	432
				713 INTRNL COMBUS PISTN ENGN	780	1 666	571
				716 ROTATING ELECTRIC PLANT	680	1 765	591
				722 TRACTORS NON-ROAD	91	178	57
				723 CIVIL ENGINEERG EQUIP ETC	577	1 099	382
				724 TEXTILE, LEATHER MACHNRY	485	1 494	516

GROUP DESCRIPTION	DT = 100 KG	1 000 DM	1 000 \$	GROUP DESCRIPTION	DT = 100 KG	1 000 DM	1 000 \$
725 PAPER ETC MILL MACHINERY	23	158	49	269 WASTE OF TEXTILE FABRICS	1 967	650	209
726 PRINTG,BKBINDG MACHY,PTS	51	341	108	334 PETROLEUM PRODUCTS,REFIN	568	158	60
727 FOOD MACHRY NON-DOMESTIC	248	817	270	512 ALCOHOLS,PHENOLS,ETC	430	87	31
728 OTH MACHY FOR SPCL INDUS	836	3 137	1 061	522 INORG ELEMENTS,OXIDES,ETC	152 075	2 126	673
736 MACHINE TOOLS FOR METAL	144	230	79	523 OTHR INORGANIC CHEMICALS	3 615	779	245
737 METALWORKING MACHNRY NES	32	266	90	531 SYNT DYE,NAT INDOGO,LAKES	46	352	122
741 HEATING,COOLING EQUIPMNT	78	292	96	533 PIGMENTS,PAINTS,ETC	640	281	92
742 PUMPS FOR LIQUIDS ETC	113	354	123	541 MEDICINAL ETC PRODUCTS	153	2 053	677
743 PUMPS NES,CENTRIFUGES ETC	247	634	214	582 PROD OF CONDENSATION ETC	593	181	60
744 MECHANICAL HANDLING EQU	173	404	149	583 PROD OF POLYMERIZING ETC	1 590	478	166
745 NONELEC MACHY,TOOLS NES	108	488	164	591 PESTICIDES,DISINFECTANTS	227	235	78
749 NONELEC MACH PTS,ACC NES	136	719	237	598 MISC CHEMICAL PRODS NES	202	127	45
751 OFFICE MACHINES	37	182	61	625 RUBBER TYRES,TUBES	1 044	529	177
759 OFFICE & ADP MCH PTS,ACC	1	169	52	641 PAPER AND PAPERBOARD	354	161	51
761 TELEVISION RECEIVERS	59	200	67	642 ARTICLES OF PAPER ETC	1 059	226	71
764 TELECOM EQPT,PTS,ACC NES	31	1 547	495	661 CEMENT ETC BUILDING PROD	66 415	761	248
772 SWITCHGEAR ETC & PTS NES	30	465	157	664 GLASS	656	159	61
774 ELECTRO-MEDCL,XRAY EQUIP	2	94	31	671 PIG IRON ETC	912	205	74
778 ELECTRICAL MACHINERY NES	455	459	153	673 IRON AND STEEL SHAPES	5 463	476	154
781 PASS MOTOR VEH EXC BUSES	1 497	3 522	1 193	676 RAILWAY RAILS ETC IRN,STL	894	191	63
782 LORRIES,SPCL MTR VEH NES	2 337	3 213	1 129	678 IRON,STL TUBES,PIPES,ETC	711	142	50
784 MOTOR VEHCL PTS,ACC NES	718	1 527	517	684 ALUMINIUM	312	195	61
792 AIRCRAFT	3	741	254	691 STRUCTURES AND PARTS NES	3 269	1 350	458
821 FURNITURE	457	265	82	693 WIRE PRODUCTS NON ELECTR	661	93	32
872 MEDICAL INSTRUMENTS NES	6	117	36	695 TOOLS	89	176	55
874 MEASURING CONTROLLING INSTR	15	519	171	699 OTHER METAL MANUFACTURES	173	156	48
881 PHOTO APPAR & EQUIPT NES	18	216	74	713 INTRNL COMBUS PISTN ENGN	123	583	197
882 PHOTO CINEMA SUPPLIES	219	408	133	716 ROTATING ELECTRIC PLANT	521	895	307
893 ARTICLES OF PLASTIC NES	492	324	107	722 TRACTORS NON-ROAD	120	210	65
894 TOYS,SPORTING GOODS,ETC	162	241	81	723 CIVIL ENGINEERG EQUIP ETC	2 638	3 804	1 323
895 OFFICE SUPPLIES NES	83	283	90	726 OTH MACHY FOR SPCL INDUS	1 612	1 656	550
897 GOLD,SILVER WARE,JEWELRY	10	337	120	736 MACHINE TOOLS FOR METAL	39	100	34
899 OTHER MANUFACTURED GOODS	60	143	51	737 METALWORKING MACHNRY NES	75	156	60
				741 HEATING,COOLING EQUIPMNT	634	1 673	592
				742 PUMPS FOR LIQUIDS ETC	65	237	78
				743 PUMPS NES,CENTRIFUGES ETC	148	301	102
				744 MECHANICAL HANDLING EQU	564	1 071	369
				745 NONELEC MACHY,TOOLS NES	359	1 626	589
				749 NONELEC MACH PTS,ACC NES	88	336	109
				764 TELECOM EQPT PTS,ACC NES	26	224	74
				772 SWITCHGEAR ETC & PTS NES	67	306	104
				773 ELECTR DISTRIBUTING MACH	832	720	259
				774 ELECTRO-MEDCL,XRAY EQUIP	51	1 180	362
				776 TRANSISTORS,VALVES,ETC		100	31
				778 ELECTRICAL MACHINERY NES	101	495	171
				781 PASS MOTOR VEH EXC BUSES	1 461	2 536	845
				782 LORRIES,SPCL MTR VEH NES	5 393	5 097	1 683
				783 ROAD MOTOR VEHICLES NES	585	558	203
				784 MOTOR VEHCL PTS,ACC NES	425	844	291
				785 MOTOR & OTHER CYCLES ETC	1 104	783	296
				786 VEH NES NONMOTR,TRAILERS	606	244	81
				812 PLUMBGB,HEATING,LGHTNG EQU			

7 IMPORTS AND EXPORTS (SPECIAL TRADE) BY COUNTRIES OF PRODUCTION AND CONSUMPTION AND BY GROUPS OF THE SITC-REV. II 1985

GROUP DESCRIPTION	DT * 100 KG	1 000 DM	1 000 \$	GROUP DESCRIPTION	DT * 100 KG	1 000 DM	1 000 \$
713 INTRNL COMBUS PISTN ENGN	216	994	352	727 FOOD MACHRY NON-DOMESTIC	161	170	61
716 ROTATING ELECTRIC PLANT	349	525	194	728 OTH MACHY FOR SPCL INDUS	1 375	2 486	845
721 AGRIC MACHY, EXC TRACTORS	48	313	99	736 MACHINE TOOLS FOR METAL	167	428	144
723 CIVIL ENGINEER EQUIP ETC	1 412	1 783	633	737 METALWORKING MACHNRY NES	51	311	109
726 PRINTG BKBINDG MACHY, PTS	247	165	61	741 HEATING COOLING EQUIPMNT	68	237	81
728 OTH MACHY FOR SPCL INDUS	608	795	283	742 PUMPS FOR LIQUIDS ETC	466	1 728	595
736 MACHINE TOOLS FOR METAL	28	96	31	743 PUMPS NES, CENTRIFUGES ETC	356	1 730	562
742 PUMPS FOR LIQUIDS ETC	251	1 153	444	744 MECHANICAL HANDLING EQU	3 124	4 415	1 508
743 PUMPS NES, CENTRIFUGES ETC	26	166	53	745 NONELEC MACHY, TOOLS NES	108	676	231
744 MECHANICAL HANDLING EQU	461	481	150	749 NONELEC MACH PTS, ACC NES	697	2 162	755
745 NONELEC MACHY, TOOLS NES	9	121	40	751 OFFICE MACHINES	16	119	43
749 NONELEC MACH PTS, ACC NES	25	183	63	752 AUTOMTIC DATA PROC EQUIP	13	639	220
772 SWITCHGEAR ETC & PTS NES	138	130	48	764 TELECOM EQPT, PTS, ACC NES	51	1 109	371
778 ELECTRICAL MACHINERY NES	2 078	859	291	771 ELECTRIC PDWER MACHY NES	97	208	69
781 PASS MOTOR VEH EXC BUSES	1 687	4 103	1 413	772 SWITCHGEAR ETC & PTS NES	231	849	284
782 LORRIES, SPCL MTR VEH NES	3 903	3 587	1 155	773 ELECTR DISTRIBUTING MACH	526	482	168
783 ROAD MOTOR VEHICLES NES	697	960	291	775 HOUSEHOLD TYPE EQUIP NES	55	86	31
784 MOTOR VEHCL PTS, ACC NES	878	2 298	799	778 ELECTRICAL MACHINERY NES	201	504	170
786 VEH NES NONMOTR, TRAILERS	676	370	134	781 PASS MOTOR VEH EXC BUSES	1 574	2 570	879
793 SHIPS AND BOATS	3 200	1 070	350	782 LORRIES, SPCL MTR VEH NES	1 623	1 339	450
831 TRAVEL GOODS, HANDBAGS	36	142	55	783 ROAD MOTOR VEHICLES NES	806	731	245
872 MEDICAL INSTRUMENTS NES	13	1 434	569	784 MOTOR VEHCL PTS, ACC NES	1 594	3 618	1 237
874 MEASURING, CONTROLLING INSTR	38	170	56	786 VEH NES NONMOTR, TRAILERS	1 144	538	187
892 PRINTED MATTER	168	129	45	791 RAILWAY VEHICLES	382	762	251
893 ARTICLES OF PLASTIC NES	262	174	61	793 SHIPS AND BOATS	1 230	626	22 766
LIBERIA				801 INDUSTRIAL PLANT, CHAP 90	18	675	232
IMPORTS				812 PLUMBING HEATING, LIGHTING EQU	79	108	39
071 COFFEE AND SUBSTITUTES	23 763	16 498	6 457	821 FURNITURE	157	163	53
072 COCOA	22 541	15 209	4 938	843 WOMENS OUTERWEAR NONKNIT	28	466	148
232 NATURAL RUBBER, GUMS	12 350	3 502	1 126	851 FOOTWEAR	133	257	88
247 OTH WOOD ROUGH, SQUARED	637 162	40 758	13 443	872 MEDICAL INSTRUMENTS NES	32	270	90
248 WOOD SHAPED	8 801	989	329	874 MEASURING CONTROLLING INSTR	17	496	159
277 NATURAL ABRASIVES NES		299	99	882 PHOTO, CINEMA SUPPLIES	129	267	90
281 IRON ORE, CONCENTRATES	64 756 372	466 203	160 572	892 PRINTED MATTER	34	742	225
424 FIXED VEG OIL NONSOFT	26 298	4 289	1 427	893 ARTICLES OF PLASTIC NES	4 289	2 161	733
634 VENEERS, PLYWOOD, ETC	520	200	71	895 OFFICE SUPPLIES NES	67	281	93
716 ROTATING ELECTRIC PLANT	150	136	43	IVORY COAST			
793 SHIPS AND BOATS	140 392	3 119	1 012	IMPORTS			
941 ZOO ANIMALS, PETS	13	305	102	037 FISH ETC PREPD PRSVD NES	1 948	1 476	487
EXPORTS				057 FRUIT, NUTS, FRESH, DRIED	363 038	47 208	16 243
022 MILK AND CREAM	3 761	1 045	364	058 FRUIT PRESERVED, PREPARED	52 511	11 750	4 083
024 CHEESE AND CURD	437	304	100	071 COFFEE AND SUBSTITUTES	119 373	84 954	28 675
047 OTHER CEREAL MEALS, FLOUR	3 128	160	50	072 COCOA	934 498	659 573	224 944
048 CEREAL ETC PREPARATIONS	2 538	200	64	081 FEEDING STUFF FOR ANIMLS	280 591	8 690	2 953
061 SUGAR AND HONEY	63 917	3 413	1 106	232 NATURAL RUBBER, GUMS	97 617	25 781	8 899
098 EDIBLE PRODUCTS, PREPS NES	236	136	43	247 OTH WOOD ROUGH, SQUARED	413 603	26 578	8 642
112 ALCOHOLIC BEVERAGES	645	134	45	248 WOOD SHAPED	179 113	17 955	6 081
248 WOOD SHAPED	1 867	173	58	263 COTTON	3 696	1 707	578
278 OTHER CRUDE MINERALS	39 105	1 006	339	265 VEG FIBRE, EXCL COTN JUTE	12 820	1 412	475
334 PETROLEUM PRODUCTS, REFIN	4 961	1 141	385	288 NONFERR METAL SCRAP NES	780	256	90
335 RESIDUAL PETRLM PROD NES	1 829	307	106	292 CRUDE VEG MATERIALS NES	4 498	3 145	1 081
423 FIXED VEG OILS, SOFT	1 922	329	125	424 FIXED VEG OIL NONSOFT	254 405	50 410	16 934
424 FIXED VEG OIL NONSOFT	242	130	44	512 ALCOHOLS, PHENOLS, ETC	9 381	3 089	1 064
511 HYDROCARBONS NES, DERIVS	712	196	73	634 VENEERS, PLYWOOD ETC	155 920	24 432	8 335
512 ALCOHOLS, PHENOLS, ETC	261	121	36	635 WOOD MANUFACTURES NES	1 386	344	117
513 ORGANIC ACIDS, ETC	1 067	213	75	652 COTTON FABRICS, WOVEN	807	1 077	371
522 INORG ELEMNTS, OXIDES, ETC	3 503	464	158	714 ENGINES & MOTORS NES	1	104	34
523 OTHR INORGANIC CHEMICALS	6 173	585	198	781 PASS MOTOR VEH EXC BUSES	29	95	31
533 PIGMENTS, PAINTS ETC	1 273	644	215	896 WORKS OF ART ETC	10	96	31
541 MEDICINAL ETC PRODUCTS	622	2 220	777	971 GOLD, NON MONETARY NES		304	94
551 ESSENTL OIL, PERFUME, ETC	91	120	42	EXPORTS			
554 SOAPS, CLEANING ETC PREPS	4 723	1 900	661	011 MEAT FRESH, CHILLD, FROZEN	25 784	3 253	1 193
582 PROD OF CONDENSATION ETC	1 145	399	131	022 MILK AND CREAM	5 228	1 715	610
583 PROD OF POLYMERIZING ETC	1 178	462	155	075 SPICES	59	119	42
584 CELLULOSE DERIVATIVES ETC	121	106	35	112 ALCOHOLIC BEVERAGES	1 166	172	54
591 PESTICIDES, DISINFECTANTS	413	269	89	233 RUBBER SYNTHETIC RECLAIMD	1 272	542	185
598 MISC CHEMICAL PRODS NES	1 134	509	169	266 SYNTHETIC FIBRE TO SPIN	2 788	1 206	404
621 MATERIALS OF RUBBER	716	779	274	278 OTHER CRUDE MINERALS	51 837	1 124	370
625 RUBBER TYRES, TUBES	3 677	2 476	890	292 CRUDE VEG MATERIALS NES	184	214	72
628 RUBBER ARTICLES NES	2 955	3 346	1 131	334 PETROLEUM PRODUCTS, REFIN	2 847	572	195
634 VENEERS, PLYWOOD ETC	658	186	65	335 RESIDUAL PETRLM PROD NES	11 940	1 546	524
641 PAPER AND PAPERBOARD	380	178	61	423 FIXED VEG OILS, SOFT	1 813	293	105
642 ARTICLES OF PAPER ETC	1 125	576	195	431 PROCESD ANML VEG OIL, ETC	3 171	851	291
657 SPECIAL TEXTILE ETC PROD	105	167	55	511 HYDROCARBONS NES DERIVS	2 174	819	278
661 CEMENT ETC BUILDING PROD	10 720	263	83	512 ALCOHOLS, PHENOLS, ETC	1 283	833	288
662 CLAY, REFRACTORY BLDG PROD	2 655	296	106	513 ORGANIC ACIDS, ETC	30 595	5 140	1 758
663 OTH NONMETAL MINERAL MFS	410	403	138	514 NITROGEN-FUNCT COMPOUNDS	2 139	3 241	1 082
664 GLASS	913	343	112	515 ORG-INORG COMPOUNDS ETC	824	657	233
673 IRON AND STEEL SHAPES	4 218	419	143	516 OTHER ORGANIC CHEMICALS	1 233	507	175
674 IRN STL UNIV, PLATE, SHEET	8 374	1 088	370	522 INORG ELEMNTS, OXIDES ETC	26 647	1 173	403
675 IRON, STEEL HOOP STRIP	620	121	44	523 OTHR INORGANIC CHEMICALS	9 376	1 096	371
676 RAILWAY RAILS ETC IRN, STL	35 341	5 499	1 943	531 SYNT DYE NAT INDGO, LAKES	3 193	9 127	3 162
677 IRN, STL WIRE EXCL W ROD	169	191	66	533 PIGMENTS PAINTS, ETC	4 517	2 268	772
678 IRON, STL TUBES, PIPES ETC	5 476	1 578	555	541 MEDICINAL ETC PRODUCTS	2 384	10 163	3 540
679 IRN, STL CASTINGS UNWORKE	96 321	7 842	2 729	551 ESSENTL OIL PERFUME, ETC	97	416	136
682 COPPER EXC CEMENT COPPER	86	92	30	553 PERFUMERY, COSMETICS, ETC	153	331	111
684 ALUMINIUM	3 859	1 395	481	554 SOAPS, CLEANING ETC PREPS	3 275	1 401	462
691 STRUCTURES AND PARTS NES	2 417	1 300	437	562 FERTILIZERS MANUFACTURED	6 928	150	55
692 METAL TANKS, BOXES, ETC	234	288	99	572 EXPLOSIVES PYROTECH PROD	74	129	46
693 WIRE PRODUCTS NON ELECTR	1 681	575	198	582 PROD OF CONDENSATION ETC	6 460	2 084	716
694 STL COPPR NAILS, NUTS ETC	1 786	703	247	583 PROD OF POLYMERIZING ETC	37 942	8 617	2 951
695 TOOLS	327	788	267	584 CELLULOSE DERIVATIVES ETC	475	348	121
696 CUTLERY	59	134	46	585 PLASTIC MATERIALS NES	425	240	82
697 BASE MTL HOUSEHOLD EQUIP	546	249	89	591 PESTICIDES, DISINFECTANTS	2 345	3 737	1 247
699 OTHER METAL MANUFACTURES	1 229	1 224	421	592 STARCH, INULIN, GLUTEN ETC	312	168	57
700 INDUSTRIAL PLANT, CHAP 84	2 085	7 314	2 603	598 MISC CHEMICAL PRODS NES	12 196	4 612	1 564
703 INDUSTRIAL PLANT CHAP 85	757	2 094	715	621 MATERIALS OF RUBBER	329	97	31
713 INTRNL COMBUS PISTN ENGN	771	2 512	849	625 RUBBER TYRES, TUBES	1 789	1 344	439
716 ROTATING ELECTRIC PLANT	607	1 905	659	628 RUBBER ARTICLES NES	127	422	138
723 CIVIL ENGINEER EQUIP ETC	4 391	4 188	1 421	635 WOOD MANUFACTURES NES	937	248	77

7 IMPORTS AND EXPORTS (SPECIAL TRADE) BY COUNTRIES OF PRODUCTION AND CONSUMPTION AND BY GROUPS OF THE SITC-REV. II 1985

GROUP DESCRIPTION	DT * 100 KG	1 000 DM	1 000 \$	GROUP DESCRIPTION	DT * 100 KG	1 000 DM	1 000 \$
641 PAPER AND PAPERBOARD	3 073	657	232	269 WASTE OF TEXTILE FABRICS	10 804	2 784	975
642 ARTICLES OF PAPER ETC	1 742	1 261	408	273 STONE, SAND AND GRAVEL	3 740	111	39
651 TEXTILE YARN AND THREAD	5 372	3 774	1 313	278 OTHER CRUDE MINERALS	4 248	220	77
652 COTTON FABRICS, WOVEN	409	1 511	523	292 CRUDE VEG MATERIALS NES	342	968	338
653 WOVN MAN-MADE FIB FABRIC	336	905	301	334 PETROLEUM PRODUCTS, REFIN	7 527	1 620	586
657 SPECIAL TEXTILE ETC PROD	1 448	466	156	335 RESIDUAL PETRLM PROD NES	108 143	7 912	2 707
661 CEMENT ETC BUILDING PROD	7 679	130	43	423 FIXED VEG OILS, SOFT	13 788	3 732	1 130
663 OTH NONMETAL MINERAL MFS	844	573	201	424 FIXED VEG OIL NONSOFT	2 282	374	136
664 GLASS	6 205	729	253	431 PROCESO ANML VEG OIL, ETC	11 040	1 907	650
665 GLASSWARE	2 831	419	133	511 HYDROCARBONS NES, DERIVS	2 126	525	178
666 POTTERY	101	103	39	513 ORGANIC ACIDS, ETC	1 429	394	120
673 IRON AND STEEL SHAPES	4 541	383	120	514 NITROGEN-FUNCTN COMPOUNDS	2 011	5 880	2 006
674 IRN STL UNIV. PLATE, SHEET	64 401	6 795	2 461	515 ORG-INORG COMPOUNDS ETC	836	1 232	447
675 IRON, STEEL HOOP, STRIP	8 271	1 421	475	516 OTHER ORGANIC CHEMICALS	240	295	99
677 IRN, STL WIRE EXCL W ROD	5 752	807	281	522 INORG ELEMNTS, OXIDES, ETC	42 091	1 644	575
678 IRON, STL TUBES, PIPES, ETC	1 347	293	90	523 OTHR INORGANIC CHEMICALS	16 590	2 907	1 024
684 ALUMINIUM	628	432	146	531 SVNT DYE, NAT INDOG, LAKES	667	1 122	378
686 ZINC	574	188	69	533 PIGMENTS, PAINTS, ETC	1 487	1 000	354
691 STRUCTURES AND PARTS NES	6 843	2 442	811	541 MEDICINAL ETC PRODUCTS	1 579	7 142	2 413
692 WIRE PRODUCTS NON ELECTR	2 305	1 102	375	551 ESSENTL OIL, PERFUME, ETC	41	109	43
694 STL, COPPR NAILS, NUTS, ETC	124	117	32	553 PERFUMERY, COSMETICS, ETC	78	89	32
695 TOOLS	382	821	287	554 SOAPS, CLEANING ETC PREPS	1 842	914	309
696 CUTLERY	352	750	258	572 EXPLOSIVES, PYROTECH PRGD	1 639	863	310
697 BASE MTL HOUSEHOLD EQUIP	219	197	66	582 PROD OF CONDENSATION ETC	452	176	60
698 OTHER METAL MANUFACTURES	1 022	982	333	583 PROD OF POLYMERIZING ETC	13 525	3 850	1 298
711 STEAM BOILERS & AUX PLNT	361	360	125	591 PESTICIDES, DISINFECTANTS	742	1 238	390
713 INTRNL COMBUS PISTN ENGN	291	1 474	516	592 STARCH, INULIN, GLUTEN, ETC	1 208	303	95
714 ENGINES & MOTORS NES	2	200	61	598 MISC CHEMICAL PRODS NES	3 620	1 148	378
716 ROTATING ELECTRIC PLANT	28	118	41	621 MATERIALS OF RUBBER	224	162	58
721 AGRIC MACHY, EXC TRACTORS	434	654	231	625 RUBBER TYRES, TUBES	3 312	1 594	546
722 TRACTORS NON-ROAD	299	357	130	628 RUBBER ARTICLES NES	169	268	89
723 CIVIL ENGINEERG EQUIP ETC	935	1 119	407	635 WOOD MANUFACTURES NES	2 446	1 019	380
724 TEXTILE, LEATHER MACHNRY	991	4 435	1 575	641 PAPER AND PAPERBOARD	5 287	1 158	383
725 PAPER ETC MILL MACHINERY	160	331	109	642 ARTICLES OF PAPER ETC	375	385	120
726 PRINTG, BKBDNG MACHY, PTS	310	1 774	584	651 TEXTILE YARN AND THREAD	155	153	49
727 FOOD MACHRY NON-DOMESTIC	237	1 040	377	657 SPECIAL TEXTILE ETC PROD	561	367	125
728 OTH MACHY FOR SPCL INDUS	1 460	5 502	1 892	658 TEXTILE ARTICLES NES	19	89	33
736 MACHINE TOOLS FOR METAL	187	605	219	661 CEMENT ETC BUILDING PROD	322 845	1 882	666
741 HEATING, COOLING EQUIPMNT	803	2 557	930	662 CLAY, REFRACTORY BLDG PRO	531	87	30
742 PUMPS FOR LIQUIDS ETC	103	819	280	663 OTH NONMETAL MINERAL MFS	231	232	72
743 PUMPS NES, CENTRIFUGES ETC	240	598	205	664 GLASS	106	94	33
744 MECHANICAL HANDLING EQU	1 461	1 555	537	665 GLASSWARE	253	342	118
745 NONELEC MACHY, TOOLS NES	838	4 557	1 612	673 IRON AND STEEL SHAPES	3 770	392	132
749 NONELEC MACH PTS ACC NES	621	2 244	756	674 IRN, STL UNIV. PLATE, SHEET	2 438	314	103
751 OFFICE MACHINES	61	266	97	675 IRON, STEEL HOOP, STRIP	5 838	807	260
752 AUTOMTIC DATA PROC EQUIP	30	394	148	677 IRN, STL WIRE EXCL W ROD	1 212	271	91
759 OFFICE & ADP MCH PTS, ACC	2	194	70	679 IRN, STL CASTINGS UNWORKE	6 600	1 094	384
764 TELECOM EQPT, PTS, ACC NES	75	1 539	505	682 COPPER EXC CEMENT COPPER	1 773	1 187	412
771 ELECTRIC POWER MACHY NES	392	524	179	684 ALUMINIUM	430	283	100
772 SWITCHGEAR ETC & PTS NES	607	2 100	720	691 STRUCTURES AND PARTS NES	5 662	3 852	1 315
773 ELECTR DISTRIBUTING MACH	774	1 044	338	692 METAL TANKS, BOXES, ETC	1 314	849	291
774 ELECTRO-MEDCL, XRAY EQUIP	12	338	117	693 WIRE PRODUCTS NON ELECTR	2 633	1 263	428
775 HOUSEHOLD TYPE EQUIP NES	53	117	33	694 STL, COPPR NAILS, NUTS, ETC	200	155	80
776 TRANSISTORS, VALVES, ETC	13	127	40	695 TOOLS	2 542	3 436	1 155
776 ELECTRICAL MACHINERY NES	1 628	1 924	638	696 CUTLERY	341	574	182
781 PASS MOTOR VEH EXC BUSES	3 132	8 540	2 895	699 OTHER METAL MANUFACTURES	895	773	264
782 LORRIES, SPCL MTR VEH NES	10 986	14 560	5 111	700 INDUSTRIAL PLANT, CHAP 84	426	1 242	437
784 MOTOR VEHCL PTS ACC NES	3 800	7 253	2 511	711 STEAM BOILERS & AUX PLNT	62	131	46
785 MOTOR & OTHER CYCLES ETC	1 739	882	307	713 INTRNL COMBUS PISTN ENGN	705	2 465	842
786 VEH NES NONMOTR TRAILERS	3 955	2 372	829	716 ROTATING ELECTRIC PLANT	513	1 102	367
791 RAILWAY VEHICLES	508	777	275	721 AGRIC MACHY, EXC TRACTORS	160	334	112
812 PLUMB, HEATING LGHTNG EQU	90	311	97	722 TRACTORS NON-ROAD	915	1 104	351
821 FURNITURE	1 265	1 116	374	723 CIVIL ENGINEERG EQUIP ETC	4 793	6 377	2 156
871 OPTICAL INSTRUMENTS	1	115	38	724 TEXTILE, LEATHER MACHNRY	64	617	212
872 MEDICAL INSTRUMENTS NES	20	328	107	726 PRINTG, BKBDNG MACHY, PTS	135	377	130
874 MEASURNG, CONTROLNG INSTR	31	802	267	727 FOOD MACHRY NON-DOMESTIC	37	400	138
881 PHOTO APPAR & EQUIPT NES	17	136	48	728 OTH MACHY FOR SPCL INDUS	4 005	6 407	2 203
882 PHOTO, CINEMA SUPPLIES	1 051	2 138	743	736 MACHINE TOOLS FOR METAL	387	1 166	401
892 PRINTED MATTER	544	645	218	741 HEATING, COOLING EQUIPMNT	2 952	4 080	1 369
893 ARTICLES OF PLASTIC NES	1 486	729	257	742 PUMPS FOR LIQUIDS ETC	329	1 556	508
894 TOYS, SPORTING GOODS, ETC	479	624	215	743 PUMPS NES, CENTRIFUGES ETC	324	645	227
895 OFFICE SUPPLIES NES	205	655	226	744 MECHANICAL HANDLING EQU	1 196	1 771	614
897 GOLD, SILVER WARE, JEWELRY	23	785	271	745 NONELEC MACHY, TOOLS NES	2 645	14 352	4 600
898 MUSICAL INSTRUMENTS PTS	97	365	124	749 NONELEC MACH PTS, ACC NES	523	1 245	433
899 OTHER MANUFACTURED GOODS	61	209	74	751 OFFICE MACHINES	30	234	77
				759 OFFICE & ADP MCH PTS, ACC	7	200	65
				761 TELEVISION RECEIVERS	34	118	36
				764 TELECOM EQPT, PTS, ACC NES	28	391	128
				771 ELECTRIC POWER MACHY NES	41	116	41
				772 SWITCHGEAR ETC & PTS NES	95	641	204
				773 ELECTR DISTRIBUTING MACH	1 452	757	236
				775 HOUSEHOLD TYPE EQUIP NES	84	122	35
				778 ELECTRICAL MACHINERY NES	1 807	922	321
				781 PASS MOTOR VEH EXC BUSES	3 773	6 772	2 313
				782 LORRIES, SPCL MTR VEH NES	16 400	13 524	4 909
				783 ROAD MOTOP VEHICLES NES	9 557	17 689	6 172
				784 MOTOR VEHCL PTS, ACC NES	6 504	9 895	3 366
				785 MOTOR & OTHER CYCLES ETC	367	653	239
				786 VEH NES NONMOTR, TRAILERS	2 124	1 249	438
				821 FURNITURE	283	536	170
				851 FOOTWEAR	17	100	33
				871 OPTICAL INSTRUMENTS	4	176	58
				872 MEDICAL INSTRUMENTS NES	288	3 357	1 180
				874 MEASURNG, CONTROLNG INSTR	111	785	277
				882 PHOTO, CINEMA SUPPLIES	180	471	164
				892 PRINTED MATTER	124	121	46
				893 ARTICLES OF PLASTIC NES	237	353	115
				895 OFFICE SUPPLIES NES	189	303	98
				898 MUSICAL INSTRUMENTS PTS	27	128	45
GHANA							
IMPORTS							
037 FISH ETC PREPD PRSVD NES	1 330	1 044	353	075 COFFEE AND SUBSTITUTES	251	195	
071 COFFEE AND SUBSTITUTES	251	195	65	072 COCOA	136 393	89 338	
072 COCOA	136 393	89 338	30 234	247 OTH WOOD ROUGH, SQUARED	643 216	32 325	
247 OTH WOOD ROUGH, SQUARED	643 216	32 325	11 084	248 WOOD SHAPED	163 738	16 840	
248 WOOD SHAPED	163 738	16 840	5 757	287 BASE METAL ORES, CONC NES	314 605	4 654	
287 BASE METAL ORES, CONC NES	314 605	4 654	1 551	288 NONFERR METAL SCRAP NES	3 032	644	
288 NONFERR METAL SCRAP NES	3 032	644	228	634 VENEERS, PLYWOOD, ETC	15 889	2 857	
634 VENEERS, PLYWOOD, ETC	15 889	2 857	970	635 WOOD MANUFACTURES NES	7 778	600	
635 WOOD MANUFACTURES NES	7 778	600	196	684 ALUMINIUM	15 057	1 199	
684 ALUMINIUM	15 057	1 199	2 014	781 PASS MOTOR VEH EXC BUSES	55	99	
781 PASS MOTOR VEH EXC BUSES	55	99	34	874 MEASURNG CONTROLNG INSTR	3	190	
874 MEASURNG CONTROLNG INSTR	3	190	65	941 ZOO ANIMALS PETS	12	344	
941 ZOO ANIMALS PETS	12	344	116				
EXPORTS							
022 MILK AND CREAM	16 430	3 923	1 342	037 FISH ETC PREPD PRSVD NES	1 023	451	
037 FISH ETC PREPD PRSVD NES	1 023	451	168	054 VEG ETC FRSH, SMPLY PRSVD	458	528	
054 VEG ETC FRSH, SMPLY PRSVD	458	528	171	056 VEGTBLES ETC PRSVD, PREPD	312	105	
056 VEGTBLES ETC PRSVD, PREPD	312	105	33	061 SUGAR AND HONEY	6 323	330	
061 SUGAR AND HONEY	6 323	330	116	081 FEEDING STUFF FOR ANIMLS	4 104	432	
081 FEEDING STUFF FOR ANIMLS	4 104	432	143	111 NON-ALCOHL BEVERAGES NES	1 000	186	
111 NON-ALCOHL BEVERAGES NES	1 000	186	62	112 ALCOHOLIC BEVERAGES	2 347	401	
112 ALCOHOLIC BEVERAGES	2 347	401	135	267 OTHER MAN-MADE FIBRES	358	305	
267 OTHER MAN-MADE FIBRES	358	305	93				

7 IMPORTS AND EXPORTS (SPECIAL TRADE) BY COUNTRIES OF PRODUCTION AND CONSUMPTION AND BY GROUPS OF THE SITC-REV. II 1985

GROUP DESCRIPTION	DT * 100 KG	1 000 DM	1 000 \$	GROUP DESCRIPTION	DT * 100 KG	1 000 DM	1 000 \$
TOGO				951 WAR FIREARMS, AMMUNITION	2	119	38
IMPORTS	610 504	39 184	13 247	BENIN			
036 SHELL FISH FRESH, FROZEN	149	330	113	IMPORTS	245 502	109 594	36 551
057 FRUIT, NUTS, FRESH, DRIED	608	194	65	071 COFFEE AND SUBSTITUTES	1 759	1 278	419
071 COFFEE AND SUBSTITUTES	7 492	6 168	2 089	072 COCOA	96 805	68 539	22 552
072 COCOA	23 566	17 320	5 789	081 FEEDING STUFF FOR ANIMLS	28 185	894	319
263 COTTON	12 569	5 100	1 750	248 WOOD SHAPED	652	269	90
271 FERTILIZERS, CRUDE	557 801	7 749	2 641	263 COTTON	69 754	30 039	10 130
292 CRUDE VEG MATERIALS NES	113	175	60	424 FIXED VEG OIL NONSOFT	47 730	8 180	2 902
424 FIXED VEG OIL NONSOFT	7 221	1 245	438	EXPORTS	66 399	31 261	10 943
667 PEARL, PREC., SEMI-P STONE		96	35	011 MEAT FRESH, CHILLD, FROZEN	2 276	295	95
716 ROTATING ELECTRIC PLANT	43	165	58	022 MILK AND CREAM	1 100	293	94
941 ZOO ANIMALS, PETS	21	192	65	035 FISH SALTED, DRIED, SMOKED	841	402	138
EXPORTS	413 086	98 798	33 594	054 VEG ETC FRSH, SMPLY PRSVD	200	160	57
011 MEAT FRESH, CHILLD, FROZEN	16 737	1 987	703	061 SUGAR AND HONEY	6 262	235	83
022 MILK AND CREAM	1 674	286	97	075 SPICES	103	158	61
048 CEREAL ETC PREPARATIONS	28 650	1 812	615	112 ALCOHOLIC BEVERAGES	1 791	253	86
054 VEG ETC FRSH, SMPLY PRSVD	136	430	149	269 WASTE OF TEXTILE FABRICS	2 883	768	278
061 SUGAR AND HONEY	117 621	6 106	2 093	278 OTHER CRUDE MINERALS	15 054	264	85
098 EDIBLE PRODUCTS, PREPS NES	654	178	64	514 NITROGEN-FUNCTN COMPOUNDS	337	440	157
248 WOOD SHAPED	3 312	172	55	522 INORG ELEMNTS, OXIDES, ETC	1 543	119	45
269 WASTE OF TEXTILE FABRICS	41 106	10 165	3 517	523 OTHR INORGANIC CHEMICALS	1 204	92	31
278 OTHER CRUDE MINERALS	1 610	85	30	531 SYNT DYE, NAT INDGO, LAKES	196	801	275
292 CRUDE VEG MATERIALS NES	119	666	231	533 PIGMENTS, PAINTS, ETC	640	238	80
334 PETROLEUM PRODUCTS, REFIN	706	127	40	541 MEDICINAL ETC PRODUCTS	72	357	121
335 RESIDUAL PETRLM PROD NES	2 100	404	141	553 PERFUMERY, COSMETICS, ETC	162	621	228
423 FIXED VEG OILS, SOFT	573	99	38	554 SOAPS, CLEANING ETC PREPS	1 176	568	192
514 NITROGEN-FUNCTN COMPOUNDS	659	1 514	517	582 PROD OF CONDENSATION ETC	168	127	45
522 INORG ELEMNTS, OXIDES, ETC	1 636	219	76	583 PROD OF POLYMERIZING ETC	1 068	409	141
523 OTHR INORGANIC CHEMICALS	13 232	533	167	585 PLASTIC MATERIALS NES	438	332	117
531 SYNT DYE, NAT INDGO, LAKES	316	1 832	597	591 PESTICIDES, DISINFECTANTS	296	274	89
533 PIGMENTS, PAINTS, ETC	191	118	38	598 MISC CHEMICAL PRODS NES	735	355	126
541 MEDICINAL ETC PRODUCTS	103	243	82	625 RUBBER TYRES, TUBES	4 169	762	255
553 PERFUMERY, COSMETICS, ETC	246	231	79	652 COTTON FABRICS, WOVEN	481	1 866	687
554 SOAPS, CLEANING ETC PREPS	1 050	353	120	653 WOVN MAN-MADE FIB FABRIC	292	578	200
562 FERTILIZERS MANUFACTURED	57 173	2 379	750	657 SPECIAL TEXTILE ETC PROD	39	82	30
572 EXPLOSIVES, PYROTECH PROD	933	341	115	662 CLAY, REFRACTORY BLDG PROD	3 451	444	135
583 PROD OF POLYMERIZING ETC	4 728	991	331	673 IRON AND STEEL SHAPES	1 236	218	71
591 PESTICIDES, DISINFECTANTS	218	317	110	674 IRN, STL UNIV, PLATE, SHEET	1 003	201	65
592 STARCH, INULIN, GLUTEN, ETC	338	106	34	678 IRON, STL TUBES, PIPES, ETC	3 607	424	141
598 MISC CHEMICAL PRODS NES	322	608	191	691 STRUCTURES AND PARTS NES	344	172	61
605 INDUSTRIAL PLANT, CHAP 73	6 058	2 316	805	693 WIRE PRODUCTS NON ELECTR	667	209	77
606 INDUSTRIAL PLANT, CHAP 76	64	116	39	695 TOOLS	136	390	129
625 RUBBER TYRES, TUBES	1 863	559	185	696 CUTLERY	474	786	273
628 RUBBER ARTICLES NES	60	148	49	699 OTHER METAL MANUFACTURES	987	647	230
641 PAPER AND PAPERBOARD	553	164	53	713 INTRNL COMBUS PISTN ENGN	7	106	36
642 ARTICLES OF PAPER ETC	1 098	359	121	716 ROTATING ELECTRIC PLANT	75	202	69
652 COTTON FABRICS, WOVEN	509	383	138	723 CIVIL ENGINEERG EQUIP ETC	812	993	343
653 WOVN MAN-MADE FIB FABRIC	244	305	101	726 PRINTG, BKBINDG MACHY, PTS	54	133	46
655 KNIT ETC FABRICS	109	127	44	728 OTH MACHY FOR SPCL INDUS	215	1 232	452
657 SPECIAL TEXTILE ETC PROD	172	115	30	736 MACHINE TOOLS FOR METAL	41	209	77
661 CEMENT ETC BUILDING PROD	431	88	30	741 HEATING, COOLING EQUIPMNT	34	158	58
665 GLASSWARE	3 396	325	114	742 PUMPS FOR LIQUIDS ETC	42	139	43
673 IRON AND STEEL SHAPES	681	117	40	743 PUMPS NES, CENTRIFUGES ETC	40	215	82
674 IRN, STL UNIV, PLATE, SHEET	47 698	4 987	1 725	744 MECHANICAL HANDLING EQU	55	187	65
678 IRON, STL TUBES, PIPES, ETC	314	226	78	745 NONELEC MACHY, TOOLS NES	90	296	100
686 ZINC	1 198	221	86	761 TELEVISION RECEIVERS	27	135	45
691 STRUCTURES AND PARTS NES	1 684	1 150	420	764 TELECOM EQPT, PTS, ACC NES	58	1 294	394
694 STL, COPPR NAILS, NUTS, ETC	494	129	40	772 SWITCHGEAR ETC & PTS NES	14	101	36
696 CUTLERY	78	142	49	776 TRANSISTORS, VALVES, ETC	1	181	67
697 BASE MTL HOUSEHOLD EQUIP	343	244	79	778 ELECTRICAL MACHINERY NES	217	154	50
699 OTHER METAL MANUFACTURES	129	274	91	781 PASS MOTOR VEH EXC BUSES	437	1 239	441
700 INDUSTRIAL PLANT, CHAP 84	5 293	6 782	2 352	782 LORRIES, SPCL MTR VEH NES	1 493	2 986	1 140
703 INDUSTRIAL PLANT, CHAP 85	577	932	330	783 ROAD MOTOR VEHICLES NES	31	93	37
713 INTRNL COMBUS PISTN ENGN	25	198	66	784 MOTOR VEHCL PTS, ACC NES	90	639	233
716 ROTATING ELECTRIC PLANT	289	610	228	785 MOTOR & OTHER CYCLES ETC	72	186	60
723 CIVIL ENGINEERG EQUIP ETC	704	682	62	786 VEH NES NONMOTR TRAILERS	1 250	603	218
724 TEXTILE, LEATHER MACHNRY	31	172	256	812 PLUMBNG, HEATNG, LGHTNG EQU	191	290	105
727 FOOD MACHY NON-DOMESTIC	68	746	552	842 MENS OUTERWEAR NOT KNIT	13	144	49
728 OTH MACHY FOR SPCL INDUS	551	1 705	79	872 MEDICAL INSTRUMENTS NES	17	150	49
741 HEATING, COOLING EQUIPMNT	77	217	116	874 MEASURNNG, CONTRLNG INSTR	12	130	48
742 PUMPS FOR LIQUIDS ETC	138	362	195	881 PHOTO APPAR & EQUIPT NES	12	136	47
743 PUMPS NES, CENTRIFUGES ETC	113	560	98	882 PHOTO, CINEMA SUPPLIES	106	291	96
744 MECHANICAL HANDLING EQU	141	299	239	892 PRINTED MATTER	235	272	92
745 NONELEC MACHY, TOOLS NES	112	669	145	893 ARTICLES OF PLASTIC NES	427	221	84
749 NONELEC MACH PTS, ACC NES	111	439	39	897 GOLD, SILVER WARE, JEWELRY	40	1 856	638
751 OFFICE MACHINES	17	119	41				
764 TELECOM EQPT, PTS, ACC NES	30	1 157	34	NIGERIA			
771 ELECTRIC POWER MACHY NES	102	99	93	IMPORTS	98 669 934	6 343 062	2 144 924
772 SWITCHGEAR ETC & PTS NES	46	302	34	034 FISH FRESH, CHILLED, FROZEN	27	455	158
774 ELECTRO-MEDCL, XRAY EQUIP	48	654	202	071 COFFEE AND SUBSTITUTES	1 372	1 082	344
776 TRANSISTORS, VALVES, ETC	3	107	34	072 COCOA	104 712	84 679	28 318
778 ELECTRICAL MACHINERY NES	709	582	204	075 SPICES	861	432	145
781 PASS MOTOR VEH EXC BUSES	1 128	2 939	1 010	081 FEEDING STUFF FOR ANIMLS	242 631	7 047	2 479
782 LORRIES, SPCL MTR VEH NES	5 410	3 389	1 197	100 232 NATURAL RUBBER, GUMS	2 349	559	177
783 ROAD MOTOR VEHICLES NES	1 228	262	87	247 OTH WOOD ROUGH, SQUARED	430	107	35
784 MOTOR VEHCL PTS, ACC NES	662	1 810	629	248 WOOD SHAPED	900	113	39
785 MOTOR & OTHER CYCLES ETC	334	269	100	282 IRON AND STEEL SCRAP	4 177	352	139
786 VEH NES NONMOTR, TRAILERS	1 602	405	140	287 BASE METAL ORES, CONC NES	500	725	262
793 SHIPS AND BOATS	3 500	4 494	1 358	288 NONFERR METAL SCRAP NES	54 235	11 208	3 874
802 INDUSTRIAL PLANT, CHAP 94	482	364	69	292 CRUDE VEG MATERIALS NES	13 032	8 015	2 664
812 PLUMBNG, HEATNG, LGHTNG EQU	125	152	249	333 CRUDE PETROLEUM	98 218 060	6 196 171	2 095 528
821 FURNITURE	721	737	66	424 FIXED VEG OIL NONSOFT	6 415	997	354
831 TRAVEL GOODS, HANDBAGS	139	182	80	512 ALCOHOLS, PHENOLS ETC	6 865	1 899	730
872 MEDICAL INSTRUMENTS NES	44	228	35	567 PEARL PREC., SEMI-P STONE	228	6 129	2 098
873 METERS & COUNTERS NES	44	115	54	687 TIN	3 395	12 515	3 978
874 MEASURNNG, CONTRLNG INSTR	12	163	31	689 NON-FER BASE METALS NES	2 006	833	295
892 PRINTED MATTER	820	1 092	30	714 ENGINES & MOTORS NES	8	174	61
893 ARTICLES OF PLASTIC NES	137	167	30				
894 TOYS, SPORTING GOODS, ETC	33	90					
897 GOLD, SILVER WARE, JEWELRY		77					

7 IMPORTS AND EXPORTS (SPECIAL TRADE) BY COUNTRIES OF PRODUCTION AND CONSUMPTION AND BY GROUPS OF THE SITC-REV. II 1985

GROUP DESCRIPTION	DT * 100 KG	1 000 DM	1 000 \$	GROUP DESCRIPTION	DT * 100 KG	1 000 DM	1 000 \$
716 ROTATING ELECTRIC PLANT	53	165	57	695 TOOLS	2 239	9 217	3 226
743 PUMPS NES,CENTRIFUGES ETC	75	131	45	696 CUTLERY	707	896	287
744 MECHANICAL HANDLING EQUIP	1 397	106	38	697 BASE MTL HOUSEHOLD EQUIP	280	308	100
749 NONELEC MACH PTS,ACC NES	132	117	40	699 OTHER METAL MANUFACTURES	29 670	16 725	5 842
759 OFFICE & ADP MCH PTS,ACC	3	160	61	700 INDUSTRIAL PLANT,CHAP 84	1 058	10 700	3 759
764 TELECOM EQPT,PTS,ACC NES	2	774	287	703 INDUSTRIAL PLANT,CHAP 85	627	7 170	2 371
781 PASS MOTOR VEH EXC BUSES	126	171	61	711 STEAM BOILERS & AUX PLNT	664	4 246	1 482
792 AIRCRAFT	6	584	201	712 STEAM ENGINES,TURBINES	521	16 220	5 674
874 MEASURING,CONTROLLNG INSTR	13	1 072	374	713 INTRNL COMBUS PISTN ENGN	2 114	14 738	4 961
971 GOLD,NON MONETARY NES		293	89	714 ENGINES & MOTORS NES	426	21 279	7 819
				716 ROTATING ELECTRIC PLANT	6 137	18 642	6 193
EXPORTS	5 216 390	1 893 520	648 843	718 OTH POWER GENERATG MACHY	90	271	90
011 MEAT FRESH,CHILLD,FROZEN	213	125	43	721 AGRIC MACHY,EXC TRACTORS	2 528	3 218	990
022 MILK AND CREAM	11 318	4 882	1 771	722 TRACTORS NON-ROAD	56	373	141
023 BUTTER	6 066	2 769	880	723 CIVIL ENGINEERG EQUIP ETC	4 788	8 928	3 024
025 EGGS,BIRDS,FPESH,PRSRVD	351	305	102	724 TEXTILE LEATHER MACHNRY	21 628	71 517	25 294
046 WHEAT ETC MEAL OR FLOUR	42 492	2 946	931	725 PAPER ETC MILL MACHINERY	701	3 498	1 168
047 OTHER CEREAL MEALS,FLOUR	3 027	89	33	726 PRINTG BKINDG MACHY,PTS	2 880	12 483	4 281
048 CEREAL ETC PREPARATIONS	134 376	13 718	4 318	727 FOOD MACHRY NON-DOMESTIC	4 999	24 356	8 776
054 VEG ETC FRSH,SMPLY PRSRVD	2 276	4 390	1 485	728 OTH MACHY FOR SPCL INDUS	13 197	42 320	14 541
058 FRUIT PRESERVED,PREPARED	2 176	847	293	736 MACHINE TOOLS FOR METAL	3 047	10 672	3 579
061 SUGAR AND HONEY	240 944	16 073	5 484	737 METALWORKING MACHNRY NES	1 687	4 637	1 586
081 FEEDING STUFF FOR ANIMLS	16 654	1 967	642	741 HEATING,COOLING EQUIPMNT	6 858	20 529	7 149
098 EDIBLE PRODCTS,PREPS NES	6 945	5 221	1 745	742 PUMPS FOR LIQUIDS ETC	2 385	14 232	4 702
112 ALCOHOLIC BEVERAGES	968	585	199	743 PUMPS NES,CENTRIFUGES ETC	10 094	21 227	7 373
233 RUBBER,SYNTHETIC,RECLAIND	1 925	1 059	368	744 MECHANICAL HANDLING EQU	7 696	12 585	4 507
248 WOOD SHAPED	1 245	127	48	745 NONELEC MACHY,TOOLS NES	4 528	26 527	9 167
266 SYNTHETIC FIBRE TO SPIN	8 636	4 730	1 493	749 NONELEC MACH PTS ACC NES	2 561	16 840	5 787
267 OTHER MAN-MADE FIBRES	1 304	808	288	751 OFFICE MACHINES	255	5 187	1 915
273 STONE,SAND AND GRAVEL	17 167	578	192	752 AUTOMTIC DATA PROC EQUIP	120	2 432	830
274 SULPHUR ETC	10 954	698	227	759 OFFICE & ADP MCH PTS,ACC	33	1 372	489
276 OTHER CRUDE MINERALS	761 222	20 626	6 641	761 TELEVISION RECEIVERS	748	2 459	914
288 NONFERR METAL SCRAP NES	1 050	129	40	762 RADIO BROADCAST RECEIVRS	6	114	37
292 CRUDE VEG MATERIALS NES	2 183	8 280	2 776	763 SOUND RECORDRS,PHONOGRPH	157	3 159	995
334 PETROLEUM PRODUCTS,REFIN	29 024	7 528	2 580	764 TELECOM EQPT,PTS,ACC NES	1 268	28 072	9 271
335 RESIDUAL PETRLM PROD NES	134 601	21 173	7 132	771 ELECTRIC POWER MACHY NES	2 476	2 995	993
411 ANIMAL OILS AND FATS	33 002	6 423	2 075	772 SWITCHGEAR ETC & PTS NES	7 310	37 523	11 964
423 FIXED VEG OILS,SOFT	14 090	2 918	967	773 ELECTR DISTRIBUTING MACH	11 269	28 431	10 316
424 FIXED VEG OIL NONSOFT	8 512	2 251	715	774 ELECTRO-MEDCL,XRAY EQUIP	85	1 885	611
431 PROCESD ANML VEG OIL,ETC	2 814	678	218	775 HOUSEHOLD TYPE EQUIP NES	232	481	164
511 HYDROCARBONS NES,DERIVS	8 352	2 457	830	776 TRANSISTORS,VALVES,ETC	3	376	117
512 ALCOHOLS,PHENOLS,ETC	17 756	5 526	1 812	778 ELECTRICAL MACHINERY NES	35 994	33 333	10 961
513 ORGANIC ACIDS ETC	30 593	7 063	2 434	781 PASS MOTOR VEH EXC BUSES	30 747	53 363	17 578
514 NITROGEN-FUNCTN COMPOUNDS	17 989	19 967	6 837	782 LORRIES,SPCL MTR VEH NES	64 686	92 714	30 833
515 ORG-INORG COMPOUNDS ETC	1 580	4 085	1 467	783 ROAD MOTOR VEHICLES NES	21 141	35 481	11 714
516 OTHER ORGANIC CHEMICALS	6 538	1 782	1 467	784 MOTOR VEHCL PTS,ACC NES	30 702	69 391	23 501
522 INORG ELEMTS,OXIDES,ETC	139 325	15 017	5 095	785 MOTOR & OTHER CYCLES ETC	6 637	6 915	2 379
523 OTHR INORGANIC CHEMICALS	270 695	15 212	5 095	786 VEH NES NONMOTR,TRAILERS	17 799	11 709	4 048
531 SVNT DYE,NAT INDOGO,LAKES	8 316	37 850	13 309	792 AIRCRAFT	794	131 092	43 157
532 DYES NES,TANNING PRODS	2 441	623	224	801 INDUSTRIAL PLANT,CHAP 90	236	5 503	1 954
533 PIGMENTS,PAINTS,ETC	19 504	12 038	4 085	802 INDUSTRIAL PLANT,CHAP 94	1 477	5 811	2 004
541 MEDICINAL ETC PRODUCTS	16 037	35 137	12 090	812 PLUMB,G,HEATNG,LGHTNG EQL	1 540	3 158	1 033
551 ESSENTL OIL PERFUME,ETC	3 146	10 390	3 539	821 FURNITURE	1 603	3 720	1 204
553 PERFUMERY,COSMETICS,ETC	862	812	266	831 TRAVEL GOODS,HANDBAGS	9	154	50
554 SOAPS,CLEANING ETC PREPS	15 874	7 675	2 603	842 MENS OUTERWEAR NOT KNIT	41	531	182
572 EXPLOSIVES,PYROTECH PROD	12 076	11 373	3 856	844 UNDERWEAR NOT KNIT	8	105	35
582 PROD OF CONDENSATION ETC	22 445	9 518	3 244	845 OUTERWEAR KNIT NONELASTC	13	171	54
583 PROD OF POLYMERIZING ETC	201 330	57 798	19 567	846 UNDERWEAR KNITTED	14	162	48
584 CELLULOSE DERIVATIVES ETC	9 235	4 364	1 497	848 HEADGEAR NONXTL CLOTHNG	134	814	252
585 PLASTIC MATERIALS NES	3 951	3 707	1 497	851 FOOTWEAR	118	363	117
591 PESTICIDES,DISINFECTANTS	5 826	7 322	2 458	871 OPTICAL INSTRUMENTS	11	1 958	644
592 STARCH,INULIN GLUTEN,ETC	13 132	2 887	981	872 MEDICAL INSTRUMENTS NES	721	6 181	2 034
598 MISC CHEMICAL PRODS NES	54 506	23 303	873	873 METERS & COUNTERS NES	28	341	108
605 INDUSTRIAL PLANT,CHAP 73	766	4 764	8 218	874 MEASURING,CONTROLLNG INSTR	1 433	15 840	5 197
606 INDUSTRIAL PLANT,CHAP 76	239	1 287	1 721	881 PHOTO APPAR & EQUIPT NES	167	3 574	1 317
607 INDUSTRIAL PLANT CHAP 82	297	1 548	457	882 PHOTO,CINEMA SUPPLIES	4 210	10 029	3 347
611 LEATHER	752	497	535	884 OPTICAL GOODS NES	2	164	53
621 MATERIALS OF RUBBER	937	1 890	163	885 WATCHES AND CLOCKS	107	626	213
625 RUBBER TYRES,TUBES	19 110	17 402	637	892 PRINTED MATTER	548	2 043	712
628 RUBBER ARTICLES NES	627	1 341	5 552	893 ARTICLES OF PLASTIC NES	4 560	5 566	1 927
634 VENEERS PLYWOOD,ETC	596	430	448	894 TOYS,SPORTING GOODS,ETC	53	469	155
635 WOOD MANUFACTURES NES	1 262	1 880	144	895 OFFICE SUPPLIES NES	258	1 169	379
641 PAPER AND PAPERBOARD	71 467	16 925	637	897 GOLD SILVER WARE,JEWELRY	3	360	124
642 ARTICLES OF PAPER ETC	2 881	2 466	5 743	898 MUSICAL INSTRUMENTS PTS	649	2 778	927
651 TEXTILE YARN AND THREAD	8 722	6 766	804	899 OTHER MANUFACTURED GOODS	237	575	199
652 COTTON FABRICS,WOVEN	48	165	2 308	951 WAR FIREARMS,AMMUNITION	13	918	303
653 WOVN MAN-MADE FIB FABRIC	1 335	2 416	54				
655 KNIT ETC FABRICS	167	607	830	CAMEROON			
656 LACE,RIBBONS TULLE ETC	150	477	206				
657 SPECIAL TEXTILE ETC PROD	2 118	3 403	173	IMPORTS	6 368 896	681 381	227 473
658 TEXTILE ARTICLES NES	64	205	1 145				
659 FLOOR COVERINGS ETC	66	99	69	036 SHELL FISH FRESH FROZEN	112	199	71
661 CEMENT ETC BUILDING PROD	1 439 420	17 576	32	071 COFFEE AND SUBSTITUTES	154 436	129 890	45 115
662 CLAY REFRACTORY BLDG PRD	55 934	9 703	6 215	072 COCOA	225 787	160 457	52 976
663 OTH NONMETAL MINERAL MFS	34 467	7 555	3 266	075 SPICES	202	154	51
664 GLASS	28 336	4 799	2 509	081 FEEDING STUFF FOR ANIMLS	28 283	848	267
665 GLASSWARE	2 723	703	1 640	121 TOBACCO UNMNFCTRD REFUSE	486	1 427	486
671 PIG IRON ETC	38 752	5 104	232	132 NATURAL RUBBER GUMS	26 010	6 619	2 241
672 IRON STL PRIMARY FORMS	96 589	5 669	1 548	247 OTH WOOD ROUGH,SQUARED	724 740	43 196	14 754
673 IRON AND STEEL SHAPES	68 478	6 630	1 827	248 WOOD SHAPED	69 632	4 769	1 563
674 IRN STL UNIV PLATE,SHEET	225 726	23 563	2 268	263 COTTON	16 853	7 653	2 568
675 IRON STEEL HOOP,STRIP	11 327	1 377	8 068	292 CRUDE VEG MATERIALS NES	1 652	1 616	525
676 RAILW- RAILS ETC IRN,STL	1 644	281	501	333 CRUDE PETROLEUM	4 266 288	270 683	87 749
677 IRN STL WIRE EXCL W ROD	17 944	3 426	94	334 PETROLEUM PRODUCTS REFIN	779 380	34 772	12 707
678 IRON,STL TUBES PIPES,ETC	188 302	33 245	1 110	424 FIXED VEG OIL NONSOFT	57 317	10 430	3 548
679 IRN,STL CASTINGS UNWORKE	1 553	290	12 057	634 VENEERS PLYWOOD,ETC	4 878	1 082	382
682 COPPER EXC CEMENT COPPER	21 252	16 758	96	635 WOOD MANUFACTURES NES	948	297	100
684 ALUMINIUM	4 316	4 024	5 855	651 TEXTILE YARN AND THREAD	482	384	135
685 LEAD	8 830	1 345	1 448	658 TEXTILE ARTICLES NES	85	220	68
686 ZINC	1 535	482	471	684 ALUMINIUM	9 696	3 770	1 193
691 STRUCTURES AND PARTS NES	24 760	13 779	146	745 NONELEC MACH PTS,ACC NES	159	376	135
692 METAL TANKS,BOXES,ETC	7 965	6 694	4 648	941 ZOO ANIMALS PETS	22	515	179
693 WIRE PRODUCTS NON ELECTR	18 371	3 543	2 170				
694 STL COPPR NAILS,NUTS,ETC	2 747	1 764	583				

7 IMPORTS AND EXPORTS (SPECIAL TRADE) BY COUNTRIES OF PRODUCTION AND CONSUMPTION AND BY GROUPS OF THE SITC-REV. II 1985

GROUP DESCRIPTION	DT * 100 KG	1 000 DM	1 000 \$	GROUP DESCRIPTION	DT * 100 KG	1 000 DM	1 000 \$
EXPORTS	443 861	305 202	108 027	786 VEH NES NONMOTR, TRAILERS	4 493	2 348	817
011 MEAT FRESH CHILLD, FROZEN	2 687	316	108	812 PLUMBG, HEATING, LIGHTING EQU	482	541	184
022 MILK AND CREAM	4 250	1 938	663	821 FURNITURE	609	517	173
048 CEREAL ETC PREPARATIONS	30 982	2 223	789	831 TRAVEL GOODS, HANDBAGS	141	362	119
054 VEG ETC FRSH, SMPLY PRSVD	970	1 401	474	846 UNDERWEAR KNITTED	29	138	45
061 SUGAR AND HONEY	12 900	604	185	871 OPTICAL INSTRUMENTS	4	252	94
098 EDIBLE PRODCTS, PREPS NES	177	119	41	872 MEDICAL INSTRUMENTS NES	14	170	59
112 ALCOHOLIC BEVERAGES	5 236	797	256	873 METERS & COUNTERS NES	444	445	160
121 TOBACCO UNMNFCTRD, REFUSE	360	190	66	874 MEASURING, CONTROLLING INSTR	167	3 110	1 099
122 TOBACCO MFRS	7 008	11 876	4 434	881 PHOTO APPAR & EQUIPT NES	35	257	87
233 RUBBER, SYNTHETIC, RECLAIMD	896	193	64	882 PHCTO, CINEMA SUPPLIES	1 011	1 777	600
278 OTHER CRUDE MINERALS	34 158	1 243	426	884 OPTICAL GOODS NES	3	984	389
292 CRUDE VEG MATERIALS NES	908	2 491	897	892 PRINTED MATTER	612	766	257
334 PETROLEUM PRODUCTS, REFIN	260	114	40	893 ARTICLES OF PLASTIC NES	5 565	1 832	642
335 RESIDUAL PETRLM PROD NES	17 065	1 371	514	894 TOYS, SPORTING GOODS, ETC	89	173	60
423 FIXED VEG OILS, SOFT	552	133	53	895 OFFICE SUPPLIES NES	144	519	176
431 PROCESD ANML VEG OIL, ETC	1 458	379	130	898 MUSICAL INSTRUMENTS, PTS	82	308	110
511 HYDROCARBONS NES, DERIVS	2 786	553	194	899 OTHER MANUFACTURED GOODS	232	401	138
512 ALCOHOLS, PHENOLS, ETC	5 890	3 459	1 228	CENT AFR REP			
513 ORGANIC ACIDS, ETC	5 963	1 165	406	IMPORTS	92 203	21 109	7 420
514 NITROGEN-FUNCTN COMPOUNDS	2 528	4 013	1 325	071 COFFEE AND SUBSTITUTES	397	263	98
515 ORG-INORG COMPOUNDS ETC	135	305	97	121 TOBACCO UNMNFCTRD, REFUSE	128	528	199
516 OTHER ORGANIC CHEMICALS	365	211	77	247 OTH WOOD ROUGH, SQUARED	49 595	3 974	1 467
522 INORG ELEMNTS, OXIDES, ETC	5 289	538	181	251 PULP AND WASTE PAPER	5 568	416	158
523 OTHR INORGANIC CHEMICALS	42 472	2 300	762	263 COTTON	35 684	13 725	4 775
531 SYNT DYE, NAT INDOGO, LAKES	1 347	6 773	2 211	289 PREC METAL ORE, WASTE NES	138	1 637	530
532 DYES NES TANNING PRODS	503	113	42	431 PROCESD ANML VEG OIL, ETC	410	421	146
533 PIGMENTS, PAINTS, ETC	2 060	1 057	343	EXPORTS	27 918	16 809	5 755
541 MEDICINAL ETC PRODUCTS	173	833	274	022 MILK AND CREAM	850	193	59
551 ESSENTL OIL, PERFUME, ETC	54	193	66	054 VEG ETC FRSH, SMPLY PRSVD	222	187	67
553 PERFUMERY, COSMETICS, ETC	124	140	51	112 ALCOHOLIC BEVERAGES	574	86	31
554 SOAPS, CLEANING ETC PREPS	7 312	2 376	810	423 FIXED VEG OILS SOFT	4 869	1 237	374
562 FERTILIZERS MANUFACTURED	27 093	739	227	431 PROCESD ANML VEG OIL, ETC	2 495	441	147
572 EXPLOSIVES, PYROTECH PROD	48	117	39	432 ALCOHOLS, PHENOLS, ETC	376	219	85
582 PROD OF CONDENSATION ETC	8 419	2 592	902	514 NITROGEN-FUNCTN COMPOUNDS	85	99	32
583 PROD OF POLYMERIZING ETC	13 711	3 751	1 271	523 OTHR INORGANIC CHEMICALS	2 610	85	30
584 CELLULOSE DERIVATIVES ETC	2 171	2 001	686	531 SYNT DYE, NAT INDOGO, LAKES	111	635	203
591 PESTICIDES, DISINFECTANTS	7 809	6 037	2 005	533 PIGMENTS, PAINTS, ETC	642	90	30
592 STARCH, INULIN, GLUTEN, ETC	2 460	892	317	541 MEDICINAL ETC PRODUCTS	21	162	54
598 MISC CHEMICAL PRODS NES	4 791	4 165	1 413	583 PROD OF POLYMERIZING ETC	225	127	40
621 MATERIALS OF RUBBER	746	592	194	584 CELLULOSE DERIVATIVES ETC	920	717	238
625 RUBBER TYRES, TUBES	9 297	2 679	924	591 PESTICIDES, DISINFECTANTS	221	231	75
628 RUBBER ARTICLES NES	284	662	218	598 MISC CHEMICAL PRODS NES	284	400	131
635 WOOD MANUFACTURES NES	742	172	58	625 RUBBER TYRES, TUBES	573	407	150
641 PAPER AND PAPERBOARD	2 077	919	327	651 TEXTILE YARN AND THREAD	30	98	35
642 ARTICLES OF PAPER ETC	4 011	2 134	759	652 COTTON FABRICS, WOVEN	49	211	74
651 TEXTILE YARN AND THREAD	824	1 305	432	653 WOVN MAN-MADE FIB FABRIC	40	117	43
652 COTTON FABRICS, WOVEN	1 209	4 237	1 432	655 TOOLS	250	259	91
653 WOVN MAN-MADE FIB FABRIC	2 423	3 601	1 253	697 BASE MTL HOUSEHOLD EQUIP	278	151	51
655 KNIT ETC FABRICS	1 500	1 740	597	712 STEAM ENGINES TURBINES	42	138	46
657 SPECIAL TEXTILE ETC PROD	2 575	2 296	828	713 INTRNL COMBUS PISTN ENGN	95	270	98
662 CLAY, REFRACTORY BLDG PRD	2 351	310	113	716 ROTATING ELECTRIC PLANT	102	216	69
663 OTH NONMETAL MINERAL MFS	470	480	166	722 TRACTORS NON-ROAD	102	140	47
664 GLASS	1 222	219	74	723 CIVIL ENGINEERG EQUIP ETC	67	369	122
665 GLASSWARE	2 104	373	126	728 OTH MACHY FOR SPCL INDUS	89	424	158
674 IRN, STL UNIV, PLATE, SHEET	15 077	2 009	666	736 MACHINE TOOLS FOR METAL	108	304	114
675 IRON, STEEL HOOP, STRIP	5 074	566	207	744 MECHANICAL HANDLING EQU	71	107	38
678 IRON, STL TUBES, PIPES, ETC	21 908	2 724	949	745 NONELEC MACHY, TOOLS NES	39	198	67
684 ALUMINIUM	1 300	3 797	1 318	761 PASS MOTOR VEH EXC BUSES	251	452	164
691 STRUCTURES AND PARTS NES	1 376	1 251	402	782 LORRIES, SPCL MTR VEH NES	3 686	3 904	1 354
692 METAL TANKS BOXES, ETC	188	90	30	783 ROAD MOTOR VEHICLES NES	1 374	670	250
693 WIRE PRODUCTS NON ELECTR	562	236	86	784 MOTOR VEHCL PTS, ACC NES	732	816	294
694 STL, COPPR NAILS, NUTS, ETC	296	132	40	821 FURNITURE	130	256	99
695 TOOLS	642	1 390	477	874 MEASURING, CONTROLLING INSTR	8	201	65
696 CUTLERY	1 555	2 270	791	882 PHOTO CINEMA SUPPLIES	16	98	33
697 BASE MTL HOUSEHOLD EQUIP	434	256	88	892 PRINTED MATTER	222	271	92
699 OTHER METAL MANUFACTURES	2 412	1 799	614	893 ARTICLES OF PLASTIC NES	452	225	72
700 INDUSTRIAL PLANT, CHAP 84	4 551	7 847	2 813	EQUAT GUINEA			
703 INDUSTRIAL PLANT CHAP 85	949	29 362	11 198	IMPORTS	229 894	13 516	4 755
713 INTRNL COMBUS PISTN ENGN	331	1 298	447	071 COFFEE AND SUBSTITUTES	335	173	67
716 ROTATING ELECTRIC PLANT	427	1 462	505	072 COCOA	810	441	176
722 TRACTORS NON-ROAD	76	166	62	247 OTH WOOD ROUGH, SQUARED	216 284	11 044	3 877
723 CIVIL ENGINEERG EQUIP ETC	4 207	5 379	1 785	248 WOOD SHAPED	982	128	42
724 TEXTILE, LEATHER MACHNRY	164	1 544	548	634 VENEERS, PLYWOOD ETC	11 480	1 702	584
725 PAPER ETC MILL MACHINERY	104	286	101	EXPORTS	3 010	2 132	759
726 PRINTG, BKBINDG MACHY, PTS	536	1 925	716	022 MILK AND CREAM	500	135	43
727 FOOD MACHRY NON-DOMESTIC	518	1 299	456	713 INTRNL COMBUS PISTN ENGN	27	171	53
728 OTH MACHY FOR SPCL INDUS	4 078	8 677	3 106	782 LORRIES, SPCL MTR VEH NES	191	621	245
736 MACHINE TOOLS FOR METAL	105	434	152	783 ROAD MOTOR VEHICLES NES	1 154	466	178
737 METALWORKING MACHNRY NES	16	156	58	784 MOTOR VEHCL PTS ACC NES	87	84	31
741 HEATING COOLING EQUIPMNT	820	2 534	896	S TOME PRINC			
742 PUMPS FOR LIQUIDS ETC	126	770	253	IMPORTS	10 859	7 526	2 831
743 PUMPS NES, CENTRIFUGES ETC	1 461	2 124	788	072 COCOA	10 859	7 526	2 831
744 MECHANICAL HANDLING EQU	3 214	4 856	1 695	EXPORTS	12 227	2 242	719
745 NONELEC MACHY, TOOLS NES	1 508	9 085	3 118	046 WHEAT ETC MEAL OR FLOUR	7 300	425	134
749 NONELEC MACH PTS, ACC NES	349	1 419	501	061 SUGAR AND HONEY	4 409	188	62
751 OFFICE MACHINES	273	944	328	781 PASS MOTOR VEH EXC BUSES	341	1 398	454
759 OFFICE & ADP MCH PTS ACC	3	124	41				
761 TELEVISION RECEIVERS	331	1 310	474				
762 RADIO BROADCAST RECEIVRS	12	170	57				
763 SOUND RECORDRS, PHONOGRPH	39	1 485	537				
764 TELECOM EQPT, PTS, ACC NES	238	6 302	2 284				
771 ELECTRIC POWER MACHY NES	66	416	138				
772 SWITCHGEAR ETC & PTS NES	333	452	532				
773 ELECTR DISTRIBUTING MACH	446	771	286				
774 ELECTRO-MEDCL XRAY EQUIP	64	313	463				
775 HOUSEHOLD TYPE EQUIP NES	143	273	93				
776 TRANSISTORS, VALVES, ETC		91	33				
778 ELECTRICAL MACHINERY NES	2 984	3 661	1 269				
781 PASS MOTOR VEH EXC BUSES	4 611	10 515	3 557				
782 LORRIES SPCL MTR VEH NES	32 834	59 058	21 598				
783 ROAD MOTOR VEHICLES NES	3 000	2 377	837				
784 MOTOR VEHCL PTS ACC NES	5 569	8 504	2 911				
785 MOTOR & OTHER CYCLES ETC	311	612	217				

7 IMPORTS AND EXPORTS (SPECIAL TRADE) BY COUNTRIES OF PRODUCTION AND CONSUMPTION AND BY GROUPS OF THE SITC-REV. II 1985

GROUP DESCRIPTION	DT * 100 KG	1 000 DM	1 000 \$	GROUP DESCRIPTION	DT * 100 KG	1 000 DM	1 000 \$
GABON				892 PRINTED MATTER	81	103	36
IMPORTS	2 145 882	117 525	43 075	893 ARTICLES OF PLASTIC NES	908	587	197
071 COFFEE AND SUBSTITUTES	181	124	41	894 TOYS, SPORTING GOODS, ETC	52	250	95
072 COCOA	7 440	5 397	1 753	895 OFFICE SUPPLIES NES	41	276	85
247 OTH WOOD ROUGH, SQUARED	227 296	13 642	4 687	CONGO			
248 WOOD SHAPED	2 278	344	122	IMPORTS	1 387 283	108 359	35 009
287 BASE METAL ORES, CONC NES	221 564	1 627	532	034 FISH FRESH, CHILLED, FROZEN	12	202	70
333 CRUDE PETROLEUM	1 663 174	88 077	33 072	071 COFFEE AND SUBSTITUTES	601	379	147
634 VENEERS, PLYWOOD, ETC	23 564	5 054	1 730	072 COCOA	6 159	4 247	1 460
714 ENGINES & MOTORS NES	26	2 329	799	247 OTH WOOD ROUGH, SQUARED	330 581	23 694	8 329
781 PASS MOTOR VEH EXC BUSES	236	350	139	248 WOOD SHAPED	15 127	1 802	623
874 MEASURING CONTROLLING INSTR		221	74	287 BASE METAL ORES, CONC NES	5 068	924	311
EXPORTS	324 854	141 789	47 664	333 CRUDE PETROLEUM	978 201	63 905	19 489
011 MEAT FRESH, CHILLED, FROZEN	32 123	4 819	1 635	634 VENEERS, PLYWOOD, ETC	50 877	12 666	4 385
022 MILK AND CREAM	4 206	1 066	375	714 ENGINES & MOTORS NES	2	210	84
054 VEG ETC FRSH, SIMPLY PRSD	630	614	216	716 ROTATING ELECTRIC PLANT	148	100	34
098 EDIBLE PRODUCTS, PREPS NES	1 637	814	206	EXPORTS	334 688	75 705	25 760
112 ALCOHOLIC BEVERAGES	10 010	1 449	508	011 MEAT FRESH, CHILLED, FROZEN	350	237	82
122 TOBACCO MFRS	103	266	89	022 MILK AND CREAM	1 985	550	193
278 OTHER CRUDE MINERALS	25 427	700	250	035 FISH SALTED, DRIED, SMOKED	350	167	63
292 CRUDE VEG MATERIALS NES	242	202	64	046 WHEAT ETC MEAL OR FLOUR	59 923	3 010	1 179
334 PETROLEUM PRODUCTS, REFIN	1 230	196	70	054 VEG ETC FRSH, SIMPLY PRSD	86	143	56
335 RESIDUAL PETROLEUM PROD NES	6 117	574	213	112 ALCOHOLIC BEVERAGES	13 046	1 869	633
423 FIXED VEG OILS, SOFT	61 515	14 929	5 004	121 TOBACCO UNMFACTRD, REFUSE	584	409	141
424 FIXED VEG OIL NONSOFT	803	287	99	122 OTHER CRUDE MINERALS	18 011	499	168
511 HYDROCARBONS NES, DERIVS	739	163	55	292 CRUDE VEG MATERIALS NES	124	407	149
514 NITROGEN-FUNCTN COMPOUNDS	117	312	101	423 FIXED VEG OILS, SOFT	834	142	53
516 OTHER ORGANIC CHEMICALS	297	122	41	511 HYDROCARBONS NES, DERIVS	2 269	367	127
522 INORG ELEMNTS, OXIDES, ETC	1 067	194	66	512 ALCOHOLS, PHENOLS, ETC	167	98	35
523 OTHR INORGANIC CHEMICALS	10 942	540	176	514 NITROGEN-FUNCTN COMPOUNDS	140	220	73
531 SYNT DYE, NAT INDGO, LAKES	106	713	242	523 OTHR INORGANIC CHEMICALS	2 205	110	35
54 MEDICINAL ETC PRODUCTS	60	444	168	531 SYNT DYE NAT INDGO, LAKES	165	931	292
554 SOAPS, CLEANING ETC PREPS	997	333	121	533 PIGMENTS, PAINTS, ETC	640	261	85
562 FERTILIZERS MANUFACTURED	11 001	473	156	541 MEDICINAL ETC PRODUCTS	89	362	125
582 PROD OF CONDENSATION ETC	4 453	1 619	543	554 SOAPS, CLEANING ETC PREPS	1 243	609	208
583 PROD OF POLYMERIZING ETC	1 509	585	192	562 FERTILIZERS MANUFACTURED	61 201	1 548	546
585 PLASTIC MATERIALS NES	145	132	44	572 EXPLOSIVES, PYROTECH PROD	430	164	62
591 PESTICIDES, DISINFECTANTS	2 886	1 894	646	583 PROD OF POLYMERIZING ETC	1 798	1 235	435
592 STARCH, INULIN, GLUTEN, ETC	342	145	50	585 PLASTIC MATERIALS NES	150	99	32
598 MISC CHEMICAL PRODS NES	634	202	71	591 PESTICIDES, DISINFECTANTS	588	395	129
621 MATERIALS OF RUBBER	72	98	34	598 MISC CHEMICAL PRODS NES	559	494	157
625 RUBBER TYRES, TUBES	194	175	65	621 MATERIALS OF RUBBER	20	133	46
628 RUBBER ARTICLES NES	249	428	145	625 RUBBER TYRES, TUBES	244	243	82
641 PAPER AND PAPERBOARD	615	444	149	634 VENEERS, PLYWOOD, ETC	181	139	50
642 ARTICLES OF PAPER ETC	2 225	1 237	427	642 ARTICLES OF PAPER ETC	290	261	90
652 COTTON FABRICS, WOVEN	49	134	44	651 TEXTILE YARN AND THREAD	31	92	33
653 WOVN MAN-MADE FIB FABRIC	155	215	66	652 COTTON FABRICS, WOVEN	84	320	105
66 CEMENT ETC BUILDING PROD	12 493	200	68	661 CEMENT ETC BUILDING PROD	12 993	268	87
662 CLAY REFRACTORY BLDG PRD	4 231	661	239	662 CLAY, REFRACTORY BLDG PRD	4 379	719	226
663 OTH NONMETAL MINERAL MFS	577	584	200	663 OTH NONMETAL MINERAL MFS	282	194	63
664 GLASS	4 692	660	218	673 IRON AND STEEL SHAPES	2 609	357	121
671 PIG IRON ETC	3 826	641	597	674 IRN, STL UNIV. PLATE, SHEET	5 719	601	202
672 IRON STL PRIMARY FORMS	30 337	1 976	73	675 IRON, STEEL HOOP, STRIP	731	173	60
673 IRON AND STEEL SHAPES	1 770	218	112	677 IRN, STL WIRE EXCL W ROD	1 242	202	70
674 IRN, STL UNIV. PLATE SHEET	2 340	329	1	678 IRON, STL TUBES, PIPES, ETC	108 639	18 350	6 077
678 IRON, STL TUBES PIPES, ETC	25 697	4 669	1 535	691 STRUCTURES AND PARTS NES	5 048	1 421	455
679 IRN STL CASTINGS UNWORKE	3 500	442	158	693 WIRE PRODUCTS NON ELECTR	363	115	41
693 WIRE PRODUCTS NON ELECTR	430	166	59	695 TOOLS	350	552	188
695 TOOLS	555	3 255	1 099	697 BASE MTL HOUSEHOLD EQUIP	144	126	42
699 OTHER METAL MANUFACTURES	862	815	275	699 OTHER METAL MANUFACTURES	6 199	1 844	645
713 INTRNL COMBUS PISTN ENGN	625	1 832	633	713 INTRNL COMBUS PISTN ENGN	39	186	61
714 ENGINES & MOTORS NES	13	2 412	799	714 ENGINES & MOTORS NES	2	363	137
716 ROTATING ELECTRIC PLANT	95	281	92	716 ROTATING ELECTRIC PLANT	51	160	52
718 OTH POWER GENERATG MACHY	65	183	60	721 AGRIC MACHY, EXC TRACTORS	72	394	132
721 AGRIC MACHY, EXC TRACTORS	324	797	260	722 TRACTORS NON-ROAD	230	376	124
723 CIVIL ENGINEERG EQUIP ETC	2 403	6 723	2 245	723 CIVIL ENGINEERG EQUIP ETC	1 030	1 349	462
724 TEXTILE, LEATHER MACHNRY	30	207	70	726 PRINTG, BKBINDG MACHY, PTS	26	196	62
728 OTH MACHY FOR SPCL INDUS	384	1 617	556	727 FOOD MACHRY NON-DOMESTIC	21	146	48
736 MACHINE TOOLS FOR METAL	75	275	88	728 OTH MACHY FOR SPCL INDUS	653	2 302	763
737 METALWORKING MACHNRY NES	12	120	41	736 MACHINE TOOLS FOR METAL	121	420	142
741 HEATING, COOLING EQUIPMNT	1 280	1 971	643	741 HEATING, COOLING EQUIPMNT	1 252	1 805	626
742 PUMPS FOR LIQUIDS ETC	173	854	310	742 PUMPS FOR LIQUIDS ETC	86	222	74
743 PUMPS NES, CENTRIFUGES ETC	155	465	153	743 PUMPS NES, CENTRIFUGES ETC	99	432	140
744 MECHANICAL HANDLING EQU	158	322	110	744 MECHANICAL HANDLING EQU	486	862	278
745 NONELEC MACHY, TOOLS NES	411	2 453	831	745 NONELEC MACHY, TOOLS NES	321	1 079	381
749 NONELEC MACH PTS, ACC NES	161	1 072	363	749 NONELEC MACH PTS, ACC NES	53	227	77
751 OFFICE MACHINES	67	307	109	751 OFFICE MACHINES	13	152	53
752 AUTOMTIC DATA PROC EQUIP	2	178	60	754 TELECOM EQPT PTS, ACC NES	46	1 159	435
759 OFFICE & ADP MCH PTS, ACC	17	941	305	772 SWITCHGEAR ETC & PTS NES	986	1 703	653
761 TELEVISION RECEIVERS	64	212	73	778 ELECTRICAL MACHINERY NES	786	658	218
763 SOUND RECORDRS, PHONOGRPH	11	126	43	781 PASS MOTOR VEH EXC BUSES	1 752	6 304	2 112
764 TELECOM EQPT, PTS, ACC NES	40	1 314	454	782 LORRIES, SPCL MTR VEH NES	5 149	7 448	2 522
772 SWITCHGEAR ETC & PTS NES	18	171	57	784 MOTOR VEHCL PTS, ACC NES	988	3 011	1 028
773 ELECTR DISTRIBUTING MACH	172	96	77	786 VEH NES NONMOTR, TRAILERS	252	231	74
774 ELECTRO-MEDCL, XRAY EQUIP	15	237	116	821 FURNITURE	453	163	54
775 HOUSEHOLD TYPE EQUIP NES	176	336	116	874 MEASURING, CONTROLLING INSTR	21	342	119
778 ELECTRICAL MACHINERY NES	1 682	1 992	656	893 ARTICLES OF PLASTIC NES	165	97	34
781 PASS MOTOR VEH EXC BUSES	1 579	5 439	1 848	894 TOYS, SPORTING GOODS, ETC	458	1 130	379
782 LORRIES, SPCL MTR VEH NES	13 160	16 758	5 784	895 OFFICE SUPPLIES NES	45	160	53
783 ROAD MOTOR VEHICLES NES	2 898	4 226	1 462	898 MUSICAL INSTRUMENTS, PTS	21	107	38
784 MOTOR VEHCL PTS ACC NES	3 099	9 714	3 369	ZAIRE			
785 MOTOR & OTHER CYCLES ETC	30	130	42	IMPORTS	1 371 159	616 576	209 447
786 VEH NES NONMOTR, TRAILERS	973	748	254	071 COFFEE AND SUBSTITUTES	76 538	68 949	23 174
791 RAILWAY VEHICLES	6 025	11 979	3 818	072 COCOA	7 627	5 234	1 685
821 FURNITURE	100	130	43	074 TEA AND MATE	721	632	216
83 TRAVEL GOODS, HANDBAGS	64	89	31	081 FEEDING STUFF FOR ANIMLS	7 370	279	86
871 OPTICAL INSTRUMENTS		149	54	232 NATURAL RUBBER, GUMS	30 044	7 354	2 432
872 MEDICAL INSTRUMENTS NES	8	134	47				
874 MEASURING, CONTROLLING INSTR	31	648	226				
881 PHOTO APPAR & EQUIPT NES	8	101	33				
882 PHOTO, CINEMA SUPPLIES	166	259	88				

7 IMPORTS AND EXPORTS (SPECIAL TRADE) BY COUNTRIES OF PRODUCTION AND CONSUMPTION AND BY GROUPS OF THE SITC-REV. 11 1985

GROUP DESCRIPTION	DT * 100 KG	1 000 DM	1 000 \$	GROUP DESCRIPTION	DT * 100 KG	1 000 DM	1 000 \$
247 OTH WOOD ROUGH, SQUARED	201 387	15 665	5 313	728 OTH MACHY FOR SPCL INDUS	3 091	9 695	3 366
248 WOOD SHAPED	40 319	4 536	1 533	736 MACHINE TOOLS FOR METAL	268	947	327
277 NATURAL ABRASIVES NES		3 510	1 178	737 METALWORKING MACHNRY NES	49	153	50
287 BASE METAL ORES, CONC NES	1 620	3 468	1 124	741 HEATING, COOLING EQUIPMNT	1 092	2 772	908
288 NONFERR METAL SCRAP NES	8 647	3 161	1 023	742 PUMPS FOR LIQUIDS ETC	847	2 648	892
292 CRUDE VEG MATERIALS NES	10 406	5 705	1 982	743 PUMPS NES, CENTRIFUGES ETC	646	1 856	627
424 FIXED VEG OIL NONSOFT	60 327	12 904	4 249	744 MECHANICAL HANDLING EQU	1 723	3 191	1 084
512 ALCOHOLS, PHENOLS, ETC	4 859	1 509	515	745 NONELEC MACHY, TOOLS NES	1 745	6 600	2 258
516 OTHER ORGANIC CHEMICALS	155	1 359	484	749 NONELEC MACH PTS, ACC NES	754	2 163	755
541 MEDICINAL ETC PRODUCTS	1 625	18 202	5 879	751 OFFICE MACHINES	57	548	189
534 VENEERS, PLYWOOD, ETC	24 416	6 609	2 251	752 AUTOMTIC DATA PROC EQUIP	21	240	79
682 COPPER EXC CEMENT COPPER	871 045	368 457	126 235	759 OFFICE & ADP MCH PTS, ACC	6	272	90
686 ZINC	12 717	2 556	955	761 TELEVISION RECEIVERS	104	249	85
687 TIN	50	181	55	764 TELECOM EQPT, PTS, ACC NES	120	2 048	732
689 NON-FER BASE METALS NES	10 410	83 939	28 350	772 SWITCHGEAR ETC & PTS NES	105	562	196
971 GOLD, NON MONETARY NES		185	58	773 ELECTR DISTRIBUTING MACH	1 023	778	269
				774 ELECTRO-MEDCL, XRAY EQUIP	39	756	271
EXPORTS	538 816	258 231	88 517	775 HOUSEHOLD TYPE EQUIP NES	35	100	32
011 MEAT FRESH, CHILLO, FROZEN	99 001	14 909	5 144	778 ELECTRICAL MACHINERY NES	1 808	2 131	718
022 MILK AND CREAM	15 683	2 734	958	781 PASS MOTOR VEH EXC BUSES	5 773	15 199	5 284
023 BUTTER	1 200	720	234	782 LORRIES, SPCL MTR VEH NES	14 924	18 918	6 555
035 FISH SALTED, DRIED, SMOKED	273	112	36	783 ROAD MOTOR VEHICLES NES	1 625	3 096	1 195
046 WHEAT ETC MEAL OR FLOUR	26 499	1 707	527	784 MOTOR VEHCL PTS, ACC NES	3 975	16 592	5 661
054 VEG ETC FRSH, SMLY PRSD	430	403	138	785 MOTOR & OTHER CYCLES ETC	1 900	2 020	680
061 SUGAR AND HONEY	19 756	1 038	335	786 VEH NES NONMOTR, TRAILERS	4 795	3 093	1 151
081 FEEDING STUFF FOR ANMLS	675	189	72	791 RAILWAY VEHICLES	242	432	142
098 EDIBLE PRODCTS, PREPS NES	210	128	43	792 AIRCRAFT	1	286	99
112 ALCOHOLIC BEVERAGES	14 525	2 454	841	793 SHIPS AND BOATS	2 401	952	359
233 RUBBER, SYNTHETIC, RECLAIMD	664	267	85	812 PLUMBS, HEATING, LGHTNG EQU	130	210	71
267 OTHER MAN-MADE FIBRES	940	819	281	821 FURNITURE	257	559	193
269 WASTE OF TEXTILE FABRICS	9 469	2 421	851	847 TXTL CLTHNG ACCESRYS NES	104	288	103
274 SULPHUR ETC	1 297	121	40	848 HEADGEAR, NONTXL CLOTHNG	51	149	55
278 OTHER CRUDE MINERALS	1 055	264	80	851 FOOTWEAR	539	1 065	367
292 CRUDE VEG MATERIALS NES	285	843	300	871 OPTICAL INSTRUMENTS	5	172	57
334 PETROLEUM PRODUCTS, REFIN	1 107	296	100	872 MEDICAL INSTRUMENTS NES	204	983	326
335 RESIDUAL PETRLM PROD NES	7 149	1 347	451	873 METERS & COUNTERS NES	244	567	214
423 FIXED VEG OILS, SOFT	4 312	962	314	874 MEASURNG, CONTROLNG INSTR	46	790	269
431 PROCESD ANML VEG OIL, ETC	2 768	547	174	882 PHOTO, CINEMA SUPPLIES	443	1 074	386
511 HYDROCARBONS NES, DERIVS	2 590	654	233	892 PRINTED MATTER	860	10 846	3 399
512 ALCOHOLS, PHENOLS, ETC	888	378	127	893 ARTICLES OF PLASTIC NES	1 556	1 153	433
513 ORGANIC ACIDS, ETC	995	194	59	895 OFFICE SUPPLIES NES	46	352	124
514 NITROGEN-FUNCTN COMPOUNDS	2 334	2 533	880	898 MUSICAL INSTRUMENTS, PTS	31	427	152
516 OTHER ORGANIC CHEMICALS	74	130	46				
522 INORG ELEMNTS, OXIDES, ETC	19 182	1 552	540	RWANDA			
523 OTHR INORGANIC CHEMICALS	17 300	968	323	IMPORTS	248 066	226 562	80 072
531 SYNT DYE, NAT INDGO, LAKES	1 010	4 011	1 376				
532 DYES NES, TANNING PRODS	471	131	44	071 COFFEE AND SUBSTITUTES	242 981	216 844	76 919
533 PIGMENTS, PAINTS, ETC	1 526	955	330	074 TEA AND MATE	92	104	37
541 MEDICINAL ETC PRODUCTS	3 277	5 638	1 913	287 BASE METAL ORES, CONC NES	2 552	3 930	1 295
551 ESSENTL OIL, PERFUME, ETC	139	397	148	292 CRUDE VEG MATERIALS NES	1 108	877	307
554 SOAPS, CLEANING ETC PREPS	4 326	1 841	616	687 TIN	1 284	4 645	1 456
562 FERTILIZERS MANUFACTURED	20 158	842	294				
572 EXPLOSIVES, PYROTECH PROD	385	1 288	421	EXPORTS	163 795	56 069	19 055
582 PROD OF CONDENSATION ETC	7 089	2 790	958				
583 PROD OF POLYMERIZING ETC	34 575	9 023	3 104	022 MILK AND CREAM	4 400	1 175	377
584 CELLULOSE DERIVATIVES ETC	206	139	46	023 BUTTER	400	240	78
585 PLASTIC MATERIALS NES	670	572	199	035 FISH SALTED, DRIED, SMOKED	200	96	31
591 PESTICIDES, DISINFECTANTS	1 055	1 436	468	046 WHEAT ETC MEAL OR FLOUR	7 970	404	135
592 STARCH, INULIN, GLUTEN, ETC	1 919	1 148	402	047 OTHER CEREAL MEALS, FLOUR	5 000	252	82
598 MISC CHEMICAL PRODS NES	8 573	2 508	847	061 SUGAR AND HONEY	71 534	3 200	1 109
605 INDUSTRIAL PLANT, CHAP 73	870	698	240	067 OTHER MAN-MADE FIBRES	187	155	59
621 MATERIALS OF RUBBER	179	445	155	278 OTHER CRUDE MINERALS	15 181	264	89
625 RUBBER TYRES, TUBES	742	712	240	292 CRUDE VEG MATERIALS NES	51	112	45
628 RUBBER ARTICLES NES	496	871	293	335 RESIDUAL PETRLM PROD NES	2 482	448	143
634 VENEERS, PLYWOOD, ETC	344	105	34	411 ANIMAL OILS AND FATS	3 079	627	207
635 WOOD MANUFACTURES NES	168	249	85	424 FIXED VEG OIL NONSOFT	468	96	31
641 PAPER AND PAPERBOARD	3 251	852	296	431 PROCESD ANML VEG OIL, ETC	1 998	382	128
642 ARTICLES OF PAPER ETC	6 552	2 708	962	512 ALCOHOLS, PHENOLS, ETC	237	130	44
651 TEXTILE YARN AND THREAD	174	276	92	522 INORG ELEMNTS, OXIDES, ETC	6 450	547	183
652 COTTON FABRICS, WOVEN	98	207	66	531 SYNT DYE, NAT INDGO, LAKES	154	670	229
653 MOVN MAN-MADE FIB FABRIC	483	1 075	358	533 PIGMENTS, PAINTS, ETC	412	169	58
655 KNIT ETC FABRICS	142	177	57	541 MEDICINAL ETC PRODUCTS	227	1 074	371
657 SPECIAL TEXTILE ETC PROD	179	231	84	551 ESSENTL OIL, PERFUME, ETC	234	918	323
662 CLAY, REFRACTORY BLDG PRD	7 648	824	283	553 PERFUMERY, COSMETICS, ETC	82	130	44
663 OTH NONMETAL MINERAL MFS	1 362	606	208	554 SOAPS, CLEANING ETC PREPS	874	294	96
665 GLASSWARE	678	365	126	572 EXPLOSIVES, PYROTECH PROD	319	110	33
673 IRON AND STEEL SHAPES	8 650	1 000	332	582 PROD OF CONDENSATION ETC	1 346	697	238
674 IRN, STL UNIV, PLATE SHEET	45 751	7 117	2 429	583 PROD OF POLYMERIZING ETC	3 856	1 285	411
675 IRON, STEEL HOOP, STRIP	6 710	1 006	356	591 PESTICIDES, DISINFECTANTS	169	237	82
676 RAILWAY RAILS ETC IRN, STL	4 660	638	229	592 STARCH INULIN, GLUTEN, ETC	525	323	109
677 IRN, STL WIRE EXCL W ROD	504	142	48	598 MISC CHEMICAL PRODS NES	92	99	31
678 IRON, STL TUBES, PIPES, ETC	27 987	6 290	2 128	621 MATERIALS OF RUBBER	45	89	32
679 IRN, STL CASTINGS UNWORKE	3 057	454	160	625 RUBBER TYRES, TUBES	329	336	117
684 ALUMINIUM	112	130	45	641 PAPER AND PAPERBOARD	1 254	417	145
691 STRUCTURES AND PARTS NES	2 304	1 101	406	642 ARTICLES OF PAPER ETC	306	280	98
692 METAL TANKS, BOXES, ETC	702	649	238	657 SPECIAL TEXTILE ETC PROD	201	166	58
693 WIRE PRODUCTS NON ELECTR	1 190	442	158	658 TEXTILE ARTICLES NES	90	185	51
694 STL, COPPR NAILS, NUTS, ETC	466	254	84	663 OTH NONMETAL MINERAL MFS	75	115	39
695 TOOLS	1 717	2 790	1 066	673 IRON AND STEEL SHAPES	1 136	107	34
696 CUTLERY	37	135	49	678 IRON, STL TUBES, PIPES, ETC	1 274	438	148
697 BASE MTL HOUSEHOLD EQUIP	411	315	109	691 STRUCTURES AND PARTS NES	1 382	683	213
699 OTHER METAL MANUFACTURES	2 546	2 412	826	693 WIRE PRODUCTS NON ELECTR	385	211	75
703 INDUSTRIAL PLANT, CHAP 85	56	283	107	695 TOOLS	853	944	345
713 INTRNL COMBUS PISTN ENGN	483	2 743	917	697 BASE MTL HOUSEHOLD EQUIP	524	125	43
714 ENGINES & MOTORS NES	2	337	102	699 OTHER METAL MANUFACTURES	291	345	118
716 ROTATING ELECTRIC PLANT	363	795	270	700 INDUSTRIAL PLANT CHAP 84	322	1 451	471
718 OTH POWER GENERATG MACHY	281	909	317	703 INDUSTRIAL PLANT, CHAP 85	70	346	112
721 AGRIC MACHY, EXC TRACTORS	207	222	72	713 INTRNL COMBUS PISTN ENGN	43	164	57
722 TRACTORS NON-ROAD	2 146	3 119	1 015	716 ROTATING ELECTRIC PLANT	133	500	178
723 CIVIL ENGINEERG EQUIP ETC	6 228	10 535	3 632	721 AGRIC MACHY, EXC TRACTORS	63	148	49
724 TEXTILE, LEATHER MACHNRY	277	1 854	629	723 CIVIL ENGINEERG EQUIP ETC	535	649	217
725 PAPER ETC MILL MACHINERY	226	948	309	724 TEXTILE LEATHER MACHNRY	76	225	82
726 PRINTG, BKBINDG MACHY, PTS	276	1 058	370	726 PRINTG BKBINDG MACHY, PTS	13	192	68
727 FOOD MACHRY NON-DOMESTIC	1 441	4 927	1 670	727 FOOD MACHRY NON-DOMESTIC	195	627	201

7 IMPORTS AND EXPORTS (SPECIAL TRADE) BY COUNTRIES OF PRODUCTION AND CONSUMPTION AND BY GROUPS OF THE SITC-REV. II 1985

GROUP DESCRIPTION	DT = 100 KG	1 000 DM	1 000 \$	GROUP DESCRIPTION	DT = 100 KG	1 000 DM	1 000 \$
728 OTH MACHY FOR SPCL INDUS	62	300	97	ST HELENA			
741 HEATING, COOLING EQUIPMNT	67	219	81				
742 PUMPS FOR LIQUIDS ETC	59	154	50	IMPORTS		3	1
743 PUMPS NES, CENTRIFUGES ETC	119	433	153				
744 MECHANICAL HANDLING EQU	57	113	39	EXPORTS	6	87	29
745 NONELEC MACHY, TOOLS NES	218	444	158				
749 NONELEC MACH PTS, ACC NES	92	248	85	ANGOLA			
751 OFFICE MACHINES	24	179	59				
764 TELECOM EQPT, PTS, ACC NES	106	1 814	599	IMPORTS	1 044 077	46 811	17 370
771 ELECTRIC POWER MACHY NES	325	322	104				
772 SWITCHGEAR ETC & PTS NES	303	875	299	071 COFFEE AND SUBSTITUTES	149	123	37
773 ELECTR DISTRIBUTING MACH	1 771	1 308	456	334 PETROLEUM PRODUCTS, REFIN	1 043 866	46 332	17 211
778 ELECTRICAL MACHINERY NES	756	638	226	714 ENGINES & MOTORS NES	2	210	74
781 PASS MOTOR VEH EXC BUSES	1 931	3 165	1 100				
782 LORRIES, SPCL MTR VEH NES	8 875	12 963	4 386	EXPORTS	457 553	206 153	71 264
784 MOTOR VEHCL PTS, ACC NES	1 048	3 459	1 214				
786 VEH NES NONMOTR, TRAILERS	2 497	1 992	663	014 MEAT PREPD, PRSVD, NES ETC	606	337	123
793 SHIPS AND BOATS	50	220	66	022 MILK AND CREAM	11 021	2 749	889
821 FURNITURE	132	118	40	025 EGGS, BIRDS, FRESH, PRSVD	890	167	51
874 MEASURING, CONTROLLING INSTR	27	400	143	035 FISH SALTED, DRIED, SMOKED	1 862	897	322
882 PHOTO, CINEMA SUPPLIES	108	277	90	040 WHEAT ETC MEAL OR FLOUR	5 230	341	111
892 PRINTED MATTER	91	153	56	047 OTHER CEREAL MEALS, FLOUR	42 371	2 758	834
893 ARTICLES OF PLASTIC NES	4 511	1 438	513	056 VEGETABLES ETC PRSVD, PREPD	2 144	403	142
895 OFFICE SUPPLIES NES	50	157	51	061 SUGAR AND HONEY	4 341	201	66
				073 CHOCOLATE AND PRODUCTS	166	133	47
BURUNDI				111 NON-ALCOHL BEVERAGES NES	2 604	547	191
IMPORTS	179 106	164 813	56 612	112 ALCOHOLIC BEVERAGES	1 286	239	88
034 FISH FRESH, CHILLED, FROZEN	3	95	33	232 NATURAL RUBBER, GUMS	320	119	40
071 COFFEE AND SUBSTITUTES	178 954	164 265	56 430	233 RUBBER, SYNTHETIC RECLAIMED	2 637	798	276
287 BASE METAL ORES, CONC NES	56	287	92	266 SYNTHETIC FIBRE TO SPIN	3 592	1 707	586
				278 OTHER CRUDE MINERALS	2 652	574	196
EXPORTS	90 510	55 811	19 315	292 CRUDE VEG MATERIALS NES	197	381	125
022 MILK AND CREAM	2 950	770	255	322 COAL, LIGNITE PEAT	3 000	127	41
023 BUTTER	500	300	97	323 BRIQUETS, COKE, SEMI-COKE	12 894	671	238
046 WHEAT ETC MEAL OR FLOUR	5 320	353	124	334 PETROLEUM PRODUCTS REFIN	346	127	42
061 SUGAR AND HONEY	3 120	148	50	335 RESIDUAL PETRLM PROD NES	1 211	193	68
091 MARGARINE AND SHORTENING	1 226	284	99	423 FIXED VEG OILS, SOFT	35 000	10 627	3 541
098 EDIBLE PRODCTS, PREPS NES	308	138	45	434 FIXED VEG OIL NONSOFT	452	124	41
267 OTHER MAN-MADE FIBRES	546	396	139	511 HYDROCARBONS NES DERIVS	392	228	80
292 CRUDE VEG MATERIALS NES	350	763	256	512 ALCOHOLS, PHENOLS, ETC	1 152	614	201
411 ANIMAL OILS AND FATS	13 929	2 300	802	513 ORGANIC ACIDS, ETC	3 232	927	311
424 FIXED VEG OIL NONSOFT	6 078	980	339	514 NITROGEN-FUNCTN COMPOUNDS	1 416	993	348
431 PROCESD ANML VEG OIL, ETC	2 000	326	103	515 ORG-INORG COMPOUNDS ETC	77	88	33
514 NITROGEN-FUNCTN COMPOUNDS	861	588	207	516 OTHER ORGANIC CHEMICALS	289	258	89
515 ORG-INORG COMPOUNDS ETC	1 039	1 939	732	522 INORG ELEMNTS, OXIDES, ETC	26 988	2 309	830
522 INORG ELEMNTS, OXIDES, ETC	6 132	448	157	523 OTHR INORGANIC CHEMICALS	53 238	2 154	746
523 OTHR INORGANIC CHEMICALS	612	118	39	531 SYNT DYE, NAT INDGO, LAKES	430	2 063	706
531 SYNT DYE NAT INDGO LAKES	259	1 006	353	532 DYES NES, TANNING PRODS	404	152	53
533 PIGMENTS PAINTS ETC	312	115	41	533 PIGMENTS PAINTS, ETC	4 849	2 473	839
541 MEDICINAL ETC PRODUCTS	577	2 065	691	541 MEDICINAL ETC PRODUCTS	2 219	16 121	5 408
582 PROD OF CONDENSATION ETC	2 043	853	303	551 ESSENTL OIL, PERFUME, ETC	51	210	76
583 PROD OF POLYMERIZING ETC	7 607	2 409	853	553 PERFUMERY, COSMETICS, ETC	501	355	131
591 PESTICIDES, DISINFECTANTS	220	276	95	554 SOAPS, CLEANING ETC PREPS	3 488	1 464	500
598 MISC CHEMICAL PRODS NES	340	115	37	562 FERTILIZERS MANUFACTURED	13 747	601	206
625 RUBBER TYRES TUBES	445	433	155	582 PROD OF CONDENSATION ETC	8 793	3 854	1 298
653 WOVN MAN-MADE FIB FABRIC	33	163	60	583 PROD OF POLYMERIZING ETC	83 240	26 281	9 298
674 IRN, STL UNIV, PLATE, SHEET	4 095	939	319	584 CELLULOSE DERIVATIVES ETC	778	580	225
678 IRON, STL TUBES, PIPES, ETC	9 024	2 281	736	591 PESTICIDES, DISINFECTANTS	1 557	1 110	392
691 STRUCTURES AND PARTS NES	644	213	74	592 STARCH, INULIN GLUTEN, ETC	3 357	2 261	734
693 WIRE PRODUCTS NON ELECTR	239	106	33	593 MISC CHEMICAL PRODS NES	6 311	2 837	989
695 TOOLS	86	252	88	621 MATERIALS OF RUBBER	430	413	142
699 OTHER METAL MANUFACTURES	142	99	34	625 RUBBER TYRES, TUBES	381	419	150
713 INTRNL COMBUS PISTN ENGN	41	179	57	628 RUBBER ARTICLES NES	438	2 125	770
716 ROTATING ELECTRIC PLANT	2 113	4 312	1 515	641 PAPER AND PAPERBOARD	3 530	734	259
718 OTH POWER GENERATG MACHY	518	1 951	750	642 ARTICLES OF PAPER ETC	292	559	187
721 AGRIC MACHY, EXC TRACTORS	52	116	41	651 TEXTILE YARN AND THREAD	44	384	131
723 CIVIL ENGINEERG EQUIP ETC	924	2 746	937	653 WOVN MAN-MADE FIB FABRIC	206	461	158
726 PRINTG BKBINDG MACHY, PTS	76	837	277	656 LACE, RIBBONS, TULLE, ETC	34	153	49
727 FOOD MACHRY NON-DOMESTIC	21	141	53	657 SPECIAL TEXTILE ETC PROD	147	377	127
728 OTH MACHY FOR SPCL INDUS	724	1 621	529	658 TEXTILE ARTICLES NES	1 709	1 087	356
736 MACHINE TOOLS FOR METAL	50	645	216	661 CEMENT ETC BUILDING PROD	6 100	131	46
741 HEATING, COOLING EQUIPMNT	34	102	34	662 CLAY, REFRACTORY BLOC PRD	13 360	2 092	801
744 MECHANICAL HANDLING EQU	230	346	110	663 OTH NONMETAL MINERAL MFS	6 762	1 839	681
745 NONELEC MACHY, TOOLS NES	79	418	134	664 GLASS	625	200	68
749 NONELEC MACH PTS, ACC NES	593	774	247	665 GLASSWARE	43	182	61
751 OFFICE MACHINES	48	221	70	671 PIG IRON ETC	2 123	132	44
764 TELECOM EQPT, PTS, ACC NES	3	112	39	674 IRN, STL UNIV PLATE, SHEET	4 685	709	230
771 ELECTRIC POWER MACHY NES	136	157	58	677 IRN STL WIRE EXCL W ROD	3 483	563	185
772 SWITCHGEAR ETC & PTS NES	575	1 474	501	678 IRON, STL TUBES PIPES, ETC	25 203	4 873	1 746
773 ELECTR DISTRIBUTING MACH	807	802	272	681 SILVER, PLATINUM ETC	12	118	39
775 HOUSEHOLD TYPE EQUIP NES	69	112	37	682 COPPER EXC CEMENT COPPER	230	232	82
778 ELECTRICAL MACHINERY NES	241	264	92	683 NICKEL	55	185	66
781 PASS MOTOR VEH EXC BUSES	1 058	2 449	868	684 ALUMINIUM	563	278	90
782 LORRIES, SPCL MTR VEH NES	3 765	6 167	2 161	685 LEAD	2 793	385	144
783 ROAD MOTOR VEHICLES NES	171	272	105	691 STRUCTURES AND PARTS NES	209	141	45
784 MOTOR VEHCL PTS ACC NES	868	2 895	1 032	692 METAL TANKS BOXES, ETC	1 013	1 046	350
786 VEH NES NONMOTR TRAILERS	1 454	1 102	400	693 WIRE PRODUCTS NON ELECTR	338	163	51
812 PLUMBING, HEATING LIGHTING EQU	188	245	79	694 STL, COPPR NAILS NUTS ETC	315	261	86
821 FURNITURE	377	231	84	695 TOOLS	1 096	4 836	1 695
872 MEDICAL INSTRUMENTS NES	5	139	46	696 CUTLERY	71	281	98
874 MEASURING CONTROLLING INSTR	117	737	245	697 BASE MTL HOUSEHOLD EQUIP	146	161	59
882 PHOTO, CINEMA SUPPLIES	45	101	36	699 OTHER METAL MANUFACTURES	910	1 140	394
892 PRINTED MATTER	70	121	43	711 STEAM BOILERS & AUX PLNT	65	107	42
893 ARTICLES OF PLASTIC NES	1 105	561	181	713 INTRNL COMBUS PISTN ENGN	509	3 191	1 147
895 OFFICE SUPPLIES NES	13	110	36	714 ENGINES & MOTORS NES	2	214	85
				716 ROTATING ELECTRIC PLANT	307	733	241
				718 OTH POWER GENERATG MACHY	1 626	6 688	2 040
				721 AGRIC MACHY, EXC TRACTORS	123	522	183
				723 CIVIL ENGINEERG EQUIP ETC	116	172	57
				724 TEXTILE LEATHER MACHNRY	184	2 498	865
				725 PAPER ETC MILL MACHINERY	55	168	59
				726 PRINTG, BKBINDG MACHY PTS	203	1 923	635
				727 FOOD MACHRY NON-DOMESTIC	75	526	193
				728 OTH MACHY FOR SPCL INDUS	148	947	317

GROUP DESCRIPTION	DT * 100 KG	1 000 DM	1 000 \$	GROUP DESCRIPTION	DT * 100 KG	1 000 DM	1 000 \$
736 MACHINE TOOLS FOR METAL	193	1 669	581	551 ESSENTL OIL, PERFUME, ETC	53	82	30
737 METALWORKING MACHNRY NES	157	461	162	554 SOAPS, CLEANING ETC PREPS	2 036	468	168
741 HEATING, COOLING EQUIPMNT	457	1 966	659	562 FERTILIZERS MANUFACTURED	66 828	2 428	951
742 PUMPS FOR LIQUIDS ETC	149	263	297	582 PROD OF CONDENSATION ETC	7 042	1 078	376
743 PUMPS NES, CENTRIFUGES ETC	302	866	296	583 PROD OF POLYMERIZING ETC	3 583	1 190	396
744 MECHANICAL HANDLING EQU	506	1 299	457	591 PESTICIDES, DISINFECTANTS	4 036	3 841	1 227
745 NONELEC MACHY, TOOLS NES	341	1 154	399	592 STARCH, INULIN, GLUTEN, ETC	9 140	821	296
749 NONELEC MACH PTS, ACC NES	329	1 573	571	598 MISC CHEMICAL PRODS NES	4 568	1 575	560
751 OFFICE MACHINES	205	879	304	611 LEATHER	310	113	42
752 AUTOMATIC DATA PROC EQUIP	4	185	68	612 LEATHER ETC MANUFACTURES	32	240	85
755 OFFICE & ADP MCH PTS, ACC	24	498	182	621 MATERIALS OF RUBBER	1 992	521	166
761 TELEVISION RECEIVERS	28	522	160	625 RUBBER TYRES, TUBES	793	910	312
762 RADIO BROADCAST RECEIVRS	32	515	174	628 RUBBER ARTICLES NES	127	303	102
763 SOUND RECORDRS, PHONOGRPH	22	363	129	634 VENEERS, PLYWOOD ETC	109	98	37
764 TELECOM EQPT, PTS, ACC NES	48	1 226	427	635 WOOD MANUFACTURES NES	4 375	2 194	707
771 ELECTRIC POWER MACHY NES	151	264	91	641 PAPER AND PAPERBOARD	8 256	1 709	603
772 SWITCHGEAR ETC & PTS NES	388	2 119	725	642 ARTICLES OF PAPER ETC	14 400	4 148	1 799
773 ELECTR DISTRIBUTING MACH	420	410	133	651 TEXTILE YARN AND THREAD	82	162	51
774 ELECTRO-MEDCL XRAY EQUIP	38	1 016	377	657 SPECIAL TEXTILE ETC PROD	296	307	110
775 HOUSEHOLD TYPE EQUIP NES	36	131	43	658 TEXTILE ARTICLES NES	4 897	4 141	1 362
778 ELECTRICAL MACHINERY NES	1 214	3 676	1 265	662 CLAY, REFRACTORY BLDG PRD	1 867	216	74
781 PASS MOTOR VEH EXC BUSES	2 822	9 267	3 211	663 OTH NONMETAL MINERAL MFS	172	216	77
782 LORRIES, SPCL MTR VEH NES	6 804	11 558	4 288	665 GLASSWARE	69	189	62
783 ROAD MOTOR VEHICLES NES	1 284	2 073	800	673 IRON AND STEEL SHAPES	4 023	440	141
784 MOTOR VEHL PTS, ACC NES	2 336	9 455	3 337	674 IRN, STL UNIV PLATE, SHEET	22 147	2 026	752
785 MOTOR & OTHER CYCLES ETC	143	294	102	678 IRON, STL TUBES PIPES ETC	16 003	3 043	1 142
786 VEH NES NONMOTR, TRAILERS	228	173	60	682 COPPER EXC CEMENT COPPER	236	249	86
812 PLUMB, HEATNG, LGHTNG EQU	20	92	31	684 ALUMINIUM	875	532	170
821 FURNITURE	146	192	61	691 STRUCTURES AND PARTS NES	1 907	869	304
842 MENS OUTERWEAR NOT KNIT	14	159	43	692 METAL TANKS, BOXES, ETC	911	400	136
846 UNDERWEAR KNITTED	11	131	36	693 WIRE PRODUCTS NON ELECTR	414	295	95
848 HEADGEAR, NONTXL CLOTHNG	14	193	68	694 STL COPPR NAILS, NUTS, ETC	203	95	32
851 FOOTWEAR	80	250	80	695 TOOLS	716	1 160	400
871 OPTICAL INSTRUMENTS	11	491	173	696 CUTLERY	41	235	78
872 MEDICAL INSTRUMENTS NES	57	1 018	355	697 BASE MTL HOUSEHOLD EQUIP	103	108	35
874 MEASURING, CONTROLING INSTR	136	1 771	624	699 OTHER METAL MANUFACTURES	2 703	2 226	729
881 PHOTO APPAR & EQUIPT NES	138	1 650	553	711 STEAM BOILERS & AUX PLNT	97	519	171
882 P-OTO, CINEMA SUPPLIES	882	1 655	582	713 INTRNL COMBUS PISTN ENGN	305	1 461	518
884 OPTICAL GOODS NES	4	195	70	714 ENGINES & MOTORS NES	25	4 793	1 749
885 WATCHES AND CLOCKS	7	189	66	716 ROTATING ELECTRIC PLANT	172	477	163
893 ARTICLES OF PLASTIC NES	715	793	274	721 AGRIC MACHY EXC TRACTORS	139	312	111
894 TOYS SPORTING GOODS, ETC	58	329	110	722 TRACTORS NON-ROAD	129	135	40
895 OFFICE SUPPLIES NES	668	1 779	598	723 CIVIL ENGINEERG EQUIP ETC	1 799	2 635	935
898 MUSICAL INSTRUMENTS, PTS	47	280	84	724 TEXTILE, LEATHER MACHNRY	430	2 792	948
899 OTHER MANUFACTURED GOODS	87	540	207	725 PAPER ETC MILL MACHINERY	112	644	220
				726 PRINTG, BKBINDG MACHY, PTS	565	2 272	742
				727 FOOD MACHRY NON-DOMESTIC	17	125	45

7 IMPORTS AND EXPORTS (SPECIAL TRADE) BY COUNTRIES OF PRODUCTION AND CONSUMPTION AND BY GROUPS OF THE SITC-REV. II 1985

GROUP DESCRIPTION	DT * 100 KG	1 000 DM	1 000 \$	GROUP DESCRIPTION	DT * 100 KG	1 000 DM	1 000 \$
741 HEATING, COOLING EQUIPMNT	172	216	85	781 PASS MOTOR VEH EXC BUSES	26	192	58
781 PASS MOTOR VEH EXC BUSES	157	421	146	792 AIRCRAFT	20	1 004	338
782 LORRIES, SPCL MTR VEH NES	2 870	3 293	1 238	831 TRAVEL GOODS, HANDBAGS	131	295	107
793 SHIPS AND BOATS	2 410	6 300	2 505	899 OTHER MANUFACTURED GOODS	574	1 064	372
821 FURNITURE	3 019	910	320	941 ZOO ANIMALS, PETS	28	178	59
882 PHOTO, CINEMA SUPPLIES	41	160	57				
885 WATCHES AND CLOCKS	5	106	36	EXPORTS	928 172	331 256	113 415
893 ARTICLES OF PLASTIC NES	392	170	56				
SOMALIA				022 MILK AND CREAM	7 026	1 919	685
IMPORTS	4 337	1 553	545	023 BUTTER	2 909	1 658	575
058 FRUIT PRESERVED, PREPARED	3 075	683	249	041 WHEAT ETC UNMILLED	56 300	2 687	873
292 CRUDE VEG MATERIALS NES	604	527	182	046 WHEAT ETC MEAL OR FLOUR	30 000	1 437	525
EXPORTS	207 598	51 699	17 803	048 CEREAL ETC PREPARATIONS	233	120	37
022 MILK AND CREAM	6 700	1 722	572	054 VEG ETC FRSH, SMPLY PRSVD	907	2 488	866
046 WHEAT ETC MEAL OR FLOUR	138 912	6 403	2 233	061 SUGAR AND HONEY	68 477	3 593	1 222
061 SUGAR AND HONEY	4 543	243	92	091 MARGARINE AND SHORTENING	1 427	279	85
112 ALCOHOLIC BEVERAGES	1 462	201	63	112 ALCOHOLIC BEVERAGES	1 552	507	168
334 PETROLEUM PRODUCTS REFIN	1 779	380	138	233 RUBBER, SYNTHETIC, RECLAIMED	9 209	2 750	930
423 FIXED VEG OILS, SOFT	2 611	581	197	266 SYNTHETIC FIBRE TO SPIN	19 196	8 599	2 941
522 INORG ELEMNTS OXIDES, ETC	1 307	142	47	269 WASTE OF TEXTILE FABRICS	969	149	53
523 OTHER INORGANIC CHEMICALS	818	182	57	273 STONE, SAND AND GRAVEL	2 557	106	37
532 DYES NES, TANNING PRODS	1 227	338	130	274 SULPHUR ETC	9 982	856	225
541 MEDICINAL ETC PRODUCTS	719	1 306	453	278 OTHER CRUDE MINERALS	2 442	97	35
553 PERFUMERY, COSMETICS, ETC	84	100	33	292 CRUDE VEG MATERIALS NES	310	1 234	433
554 SOAPS, CLEANING ETC PREPS	1 020	232	77	323 BRIQUETS, COKE, SEMI-COKE	3 812	145	50
583 PROD OF POLYMERIZING ETC	367	152	51	334 PETROLEUM PRODUCTS, REFIN	7 816	1 816	637
591 PESTICIDES, DISINFECTANTS	201	568	191	335 RESIDUAL PETRLM PROD NES	25 037	4 683	1 598
592 STARCH, INULIN, GLUTEN, ETC	3 217	215	75	411 ANIMAL OILS AND FATS	18 797	3 335	1 157
598 MISC CHEMICAL PRODS NES	1 618	298	106	423 FIXED VEG OILS, SOFT	2 310	605	216
625 RUBBER TYRES, TUBES	186	191	67	424 FIXED VEG OIL NONSOFT	1 709	301	107
657 SPECIAL TEXTILE ETC PROD	185	402	125	431 PROCESS ANML VEG OIL, ETC	4 202	915	292
658 TEXTILE ARTICLES NES	181	163	53	511 HYDROCARBONS NES DERIVS	4 155	776	271
673 IRON AND STEEL SHAPES	2 078	185	60	512 ALCOHOLS, PHENOLS, ETC	3 425	1 842	647
678 IRON, STL TUBES, PIPES, ETC	6 798	1 428	485	513 ORGANIC ACIDS, ETC	9 319	2 230	771
691 STRUCTURES AND PARTS NES	593	404	131	514 NITROGEN-FUNCTN COMPOUNDS	487	514	178
692 METAL TANKS, BOXES, ETC	454	211	73	515 ORG-INORG COMPOUNDS ETC	847	1 480	485
695 TOOLS	598	881	296	516 OTHER ORGANIC CHEMICALS	1 170	925	308
700 INDUSTRIAL PLANT, CHAP 84	372	443	163	522 INORG ELEMNTS, OXIDES, ETC	42 877	4 949	1 677
713 INTRNL COMBUS PISTN ENGN	18	232	77	523 OTHER INORGANIC CHEMICALS	16 194	1 179	389
716 ROTATING ELECTRIC PLANT	94	274	96	531 SYNT DYE, NAT INDGO, LAKES	1 679	5 009	1 723
721 AGRIC MACHY, EXC TRACTORS	426	873	338	532 DYES NES, TANNING PRODS	6 161	1 236	427
722 TRACTORS NON-ROAD	1 257	1 924	731	533 PIGMENTS, PAINTS, ETC	6 204	2 852	998
723 CIVIL ENGINEER EQUIP ETC	1 996	2 921	1 026	541 MEDICINAL ETC PRODUCTS	2 185	11 747	4 100
726 PRINTG, BKBINDG MACHY, PTS	36	216	79	551 ESSENTL OIL, PERFUME, ETC	306	965	323
728 CTH MACHY FOR SPCL INDUS	612	688	225	553 PERFUMERY, COSMETICS, ETC	207	150	53
736 MACHINE TOOLS FOR METAL	103	393	134	554 SOAPS, CLEANING ETC PREPS	4 725	1 675	637
741 HEATING, COOLING EQUIPMNT	125	323	107	562 FERTILIZERS MANUFACTURED	1 030	248	82
742 PUMPS FOR LIQUIDS ETC	172	535	179	572 EXPLOSIVES PYROTECH PROD	1 940	609	200
743 PUMPS NES, CENTRIFUGES ETC	41	307	109	582 PROD OF CONDENSATION ETC	65 006	23 096	7 799
744 MECHANICAL HANDLING EQU	87	180	62	583 PROD OF POLYMERIZING ETC	100 231	21 798	7 373
745 NONELEC MACHY, TOOLS NES	216	361	119	584 CELLULOSE DERIVATIVES ETC	327	274	92
749 NONELEC MACH PTS, ACC NES	43	124	41	591 PESTICIDES, DISINFECTANTS	15 540	9 192	3 107
764 TELECOM EQPT, PTS, ACC NES	22	538	178	592 STARCH, INULIN, GLUTEN, ETC	1 772	607	209
771 ELECTRIC POWER MACHY NES	161	173	57	598 MISC CHEMICAL PRODS NES	11 930	4 622	1 593
772 SWITCHGEAR ETC & PTS NES	176	642	224	621 MATERIALS OF RUBBER	453	920	319
773 ELECTR DISTRIBUTING MACH	365	218	69	625 RUBBER TYRES, TUBES	1 250	1 255	438
776 ELECTRICAL MACHINERY NES	36	88	30	628 RUBBER ARTICLES NES	958	2 840	974
781 PASS MOTOR VEH EXC BUSES	684	1 593	564	635 WOOD MANUFACTURES NES	104	163	51
782 LORRIES, SPCL MTR VEH NES	1 383	1 867	677	641 PAPER AND PAPERBOARD	29 533	4 186	1 427
783 ROAD MOTOR VEHICLES NES	237	147	46	642 ARTICLES OF PAPER ETC	1 069	853	284
784 MOTOR VEHCL PTS, ACC NES	365	998	353	651 TEXTILE YARN AND THREAD	1 345	711	227
786 VEH NES NONMOTR, TRAILERS	565	784	303	653 WOVN MAN-MADE FIB FABRIC	297	824	286
792 AIRCRAFT	1 182	6 878	2 221	656 LACE, RIBBONS, TULLE, ETC	34	127	44
801 INDUSTRIAL PLANT, CHAP 90	114	143	45	657 SPECIAL TEXTILE ETC PROD	721	1 063	356
812 PLUMBING HEATING, LIGHTING EQU	43	145	48	658 TEXTILE ARTICLES NES	35	174	59
821 FURNITURE	316	288	98	659 FLOOR COVERINGS ETC	79	89	33
874 MEASURING, CONTROLLING INSTR	194	219	71	662 CLAY, REFRACTORY BLDG PRD	5 935	858	292
882 PHOTO, CINEMA SUPPLIES	56	195	66	663 OTH NONMETAL MINERAL MFS	1 091	552	188
892 PRINTED MATTER	62	210	79	664 GLASS	243	261	82
893 ARTICLES OF PLASTIC NES	1 542	690	226	665 GLASSWARE	485	584	205
KENYA				666 POTTERY	99	206	76
IMPORTS	620 244	477 877	159 101	667 PEARL, PREC., SEMI-P STONE	24	943	322
014 MEAT PREPD PRSVD, NES ETC	2 420	3 049	1 000	672 IRON, STL PRIMARY FORMS	122 139	7 517	2 488
034 FISH FRESH, CHILLED, FROZEN	23	378	130	673 IRON AND STEEL SHAPES	28 075	2 384	809
036 SHELL FISH FRESH, FROZEN	119	298	100	674 IRN, STL UNIV. PLATE, SHEET	67 822	7 574	2 676
054 VEG ETC FRSH, SMPLY PRSVD	6 779	2 130	714	675 IRON, STEEL HOOP, STRIP	13 878	1 216	441
056 VEGTBLES ETC PRSVD, PREPD	216	115	37	678 IRON, STL TUBES, PIPES, ETC	149	126	40
057 FRUIT, NUTS, FRESH, DRIED	9 674	4 670	1 594	682 COPPER EXC CEMENT COPPER	1 214	925	310
058 FRUIT PRESERVED, PREPARED	114 843	27 981	9 584	684 ALUMINIUM	1 512	1 265	422
071 COFFEE AND SUBSTITUTES	405 700	391 089	129 412	686 ZINC	4 727	1 383	471
074 TEA AND MATE	3 313	3 223	1 094	691 STRUCTURES AND PARTS NES	1 765	608	213
075 SPICES	329	179	65	692 METAL TANKS, BOXES, ETC	299	326	124
098 EDIBLE PRODCTS, PREPS NES	101	83	32	693 WIRE PRODUCTS NON ELECTR	663	340	115
121 TOBACCO UNMNFCTRD, REFUSE	655	645	199	694 STL, COPPR NAILS, NUTS, ETC	88	133	46
222 SEEDS FOR SOFT, FIXED OIL	7 898	1 394	463	695 TOOLS	2 305	4 541	1 534
223 SEEDS FOR OTH FIXED OILS	5 394	629	219	696 CUTLERY	114	310	106
248 WOOD SHAPED	1 012	152	56	697 BASE MTL HOUSEHOLD EQUIP	357	196	68
263 COTTON	2 457	1 266	412	699 OTHER METAL MANUFACTURES	1 691	1 989	656
265 VEG FIBRE, EXCL COTN JUTE	5 693	964	334	700 INDUSTRIAL PLANT, CHAP 84	705	563	224
268 WOOL (EXC TOPS), ANML HAIR	569	407	135	713 INTRNL COMBUS PISTN ENGN	846	6 327	2 179
288 NONFERR METAL SCRAP NES	4 663	1 532	531	714 ENGINES & MOTORS NES	3	108	35
292 CRUDE VEG MATERIALS NES	39 519	24 983	8 643	716 ROTATING ELECTRIC PLANT	404	979	333
512 ALCOHOLS, PHENOLS, ETC	4 687	1 529	489	718 OTH POWER GENERATG MACHY	17	170	58
635 WOOD MANUFACTURES NES	888	114	38	721 AGRIC MACHY, EXC TRACTORS	194	434	158
667 PEARL PREC., SEMI-P STONE	8	3 693	1 309	722 TRACTORS NON-ROAD	3 339	3 491	1 220
716 ROTATING ELECTRIC PLANT	51	505	178	723 CIVIL ENGINEER EQUIP ETC	1 689	2 022	694
742 PUMPS FOR LIQUIDS ETC	2	181	61	724 TEXTILE, LEATHER MACHNRY	2 348	8 236	2 849
				725 PAPER ETC MILL MACHINERY	186	717	246
				726 PRINTG, BKBINDG MACHY, PTS	949	3 947	1 295
				727 FOOD MACHRY NON-DOMESTIC	1 452	4 797	1 689
				728 OTH MACHY FOR SPCL INDUS	2 295	4 912	1 674
				736 MACHINE TOOLS FOR METAL	260	1 190	416
				737 METALWORKING MACHNRY NES	135	186	60
				741 HEATING, COOLING EQUIPMNT	510	1 944	657
				742 PUMPS FOR LIQUIDS ETC	474	2 054	710

7 IMPORTS AND EXPORTS (SPECIAL TRADE) BY COUNTRIES OF PRODUCTION AND CONSUMPTION AND BY GROUPS OF THE SITC-REV. II 1985

GROUP DESCRIPTION	DT * 100 KG	1 000 DM	1 000 \$	GROUP DESCRIPTION	DT * 100 KG	1 000 DM	1 000 \$
743 PUMPS NES,CENTRIFUGES ETC	1 999	7 182	2 403	745 NONELEC MACHY,TOOLS NES	434	1 802	579
744 MECHANICAL HANDLING EQU	2 983	4 427	1 636	749 NONELEC MACH PTS,ACC NES	108	335	111
745 NONELEC MACHY,TOOLS NES	875	6 788	2 277	751 OFFICE MACHINES	94	367	131
749 NONELEC MACH PTS,ACC NES	1 157	5 024	1 762	764 TELECOM EQPT,PTS,ACC NES	21	1 404	457
751 OFFICE MACHINES	251	820	278	772 SWITCHGEAR ETC & PTS NES	91	172	56
752 AUTOMATIC DATA PROC EQUIP	20	523	177	778 ELECTRICAL MACHINERY NES	13	105	34
759 OFFICE & ADP MCH PTS,ACC	12	358	123	781 PASS MOTOR VEH EXC BUSES	1 541	3 554	1 207
761 TELEVISION RECEIVERS	140	563	182	782 LORRIES,SPCL MTR VEH NES	2 945	3 457	1 138
762 RADIO BROADCAST RECEIVERS	58	259	81	783 ROAD MOTOR VEHICLES NES	1 105	1 599	541
763 SOUND RECORDERS,PHONOGRPH	9	189	66	784 MOTOR VEHCL PTS,ACC NES	1 158	3 468	1 241
764 TELECOM EQPT,PTS,ACC NES	663	3 990	1 501	785 MOTOR & OTHER CYCLES ETC	85	278	93
771 ELECTRIC POWER MACHY NES	176	257	88	786 VEH NES NONMOTR,TRAILERS	2 117	1 418	491
772 SWITCHGEAR ETC & PTS NES	433	2 356	784	821 FURNITURE	406	379	134
773 ELECTR DISTRIBUTING MACH	2 784	1 950	682	845 OUTERWEAR KNIT NONELASTC	74	256	100
774 ELECTRO-MEDCL,ARRAY EQUIP	23	310	104	872 MEDICAL INSTRUMENTS NES	26	373	138
775 HOUSEHOLD TYPE EQUIP NES	131	332	105	874 MEASURING,CONTROLLNG INSTR	19	418	142
776 TRANSISTORS,VALVES,ETC		85	30	881 PHOTO APPAR & EQUIPT NES	11	151	47
778 ELECTRICAL MACHINERY NES	1 356	2 352	791	882 PHOTO,CINEMA SUPPLIES	47	145	45
781 PASS MOTOR VEH EXC BUSES	2 953	7 582	2 559	892 PRINTED MATTER	64	115	35
782 LORRIES,SPCL MTR VEH NES	5 232	8 848	2 933	893 ARTICLES OF PLASTIC NES	992	302	107
783 ROAD MOTOR VEHICLES NES	2 484	3 617	1 221	895 OFFICE SUPPLIES NES	79	258	91
784 MOTOR VEHCL PTS,ACC NES	4 052	14 662	5 201				
785 MOTOR & OTHER CYCLES ETC	115	129	45	TANZANIA			
786 VEH NES NONMOTR,TRAILERS	3 081	2 229	742				
791 RAILWAY VEHICLES	224	1 108	381	IMPORTS	229 002	162 853	54 759
792 AIRCRAFT	16	192	65				
793 SHIPS AND BOATS	6 005	1 406	529	034 FISH FRESH,CHILLED,FROZN	5	172	59
801 INDUSTRIAL PLANT,CHAP 90	40	323	108	054 VEG ETC FRSH,SMPLY PRSVD	1 861	658	222
812 PLUMBING,HEATING,LGHTNG EQU	254	463	158	061 SUGAR AND HONEY	34 581	648	250
821 FURNITURE	58	102	34	071 COFFEE AND SUBSTITUTES	144 000	136 245	45 609
842 MENS OUTERWEAR NOT KNIT	13	214	72	072 COCOA	9 622	6 745	2 316
843 WOMENS OUTERWEAR NONKNIT	6	121	36	074 TEA AND MATE	392	348	118
848 HEADGEAR,NONTXTL CLOTHNG	108	168	56	075 SPICES	88	283	90
851 FOOTWEAR	88	481	161	121 TOBACCO UNMNFCTRD,REFUSE	5 951	5 701	2 022
871 OPTICAL INSTRUMENTS	60	1 534	537	223 SEEDS FOR OTH FIXED OILS	4 357	595	201
872 MEDICAL INSTRUMENTS NES	224	1 024	351	248 WOOD SHAPED	300	407	137
873 METERS & COUNTERS NES	4	163	54	265 VEG FIBRE,EXCL COTN JUTE	1 500	229	79
874 MEASURING,CONTROLLNG INSTR	222	3 523	1 198	288 NONFERR METAL SCRAP NES	300	119	41
881 PHOTO APPAR & EQUIPT NES	25	258	84	291 CRUDE ANIMAL MTRIALS NES	51	587	188
882 PHOTO,CINEMA SUPPLIES	767	1 337	442	292 CRUDE VEG MATERIALS NES	3 422	2 365	809
884 OPTICAL GOODS NES		260	90	431 PROCESD ANML VEG OIL,ETC	146	137	49
885 WATCHES AND CLOCKS	26	324	110	635 WOOD MANUFACTURES NES	196	89	31
892 PRINTED MATTER	1 423	1 189	436	651 TEXTILE YARN AND THREAD	956	610	191
893 ARTICLES OF PLASTIC NES	1 125	1 477	497	657 SPECIAL TEXTILE ETC PROD	20 205	4 001	1 313
894 TOYS,SPORTING GOODS,ETC	125	255	82	667 PEARL,PREC',SEMI-P STONE	411	357	125
895 OFFICE SUPPLIES NES	491	791	267	941 ZOO ANIMALS,PETS	40	665	231
897 GOLD SILVER WARE,JEWELRY		704	239				
898 MUSICAL INSTRUMENTS,PTS	69	315	108	EXPORTS	386 289	177 408	60 581
899 OTHER MANUFACTURED GOODS	100	809	272				
951 WAR FIREARMS,AMMUNITION	135	457	156	022 MILK AND CREAM	15 343	3 521	1 069
				023 BUTTER	434	262	84
UGANDA				035 FISH SALTED,DRIED,SMOKED	1 020	487	161
				047 OTHER CEREAL MEALS,FLOUR	19 600	1 116	355
IMPORTS	122 372	99 016	33 752	054 VEG ETC FRSH,SMPLY PRSVD	941	585	200
071 COFFEE AND SUBSTITUTES	100 975	86 565	29 454	061 SUGAR AND HONEY	20 864	969	315
072 COCOA	1 859	1 235	444	081 FEEDING STUFF FOR ANIMLS	920	97	33
263 COTTON	18 791	9 763	3 369	091 MARGARINE AND SHORTENING	710	136	46
592 STARCH,INULIN,GLUTEN ETC	178	189	75	098 EDIBLE PRODUCTS PREPS NES	184	99	32
				112 ALCOHOLIC BEVERAGES	1 123	258	93
EXPORTS	84 191	49 952	16 844	233 RUBBER,SYNTHETIC,RECLAIMD	1 045	733	245
022 MILK AND CREAM	12 062	3 133	1 094	269 WASTE OF TEXTILE FABRICS	2 035	532	186
023 BUTTER	200	120	39	274 SULPHUR ETC	3 120	205	70
035 FISH SALTED,DRIED,SMOKED	501	220	78	292 CRUDE VEG MATERIALS NES	110	271	87
061 SUGAR AND HONEY	5 106	217	334	334 PETROLEUM PRODUCTS,REFIN	2 125	670	221
112 ALCOHOLIC BEVERAGES	1 185	158	73	335 RESIDUAL PETRLM PROD NES	2 509	491	158
267 OTHER MAN-MADE FIBRES	499	148	51	411 ANIMAL OILS AND FATS	23 386	4 167	1 502
334 PETROLEUM PRODUCTS,REFIN	4 324	302	99	423 FIXED VEG OILS,SOFT	6 116	1 627	568
423 FIXED VEG OILS,SOFT	1 000	284	102	511 HYDROCARBONS NES,DERIVS	1 845	383	121
522 INORG ELEMNTS,OXIDES,ETC	3 937	284	89	512 ALCOHOLS,PHENOLS,ETC	26 347	5 617	1 918
531 SYNT DYE,NAT INDGO,LAKES	40	148	51	513 ORGANIC ACIDS,ETC	513	202	68
533 PIGMENTS,PAINTS,ETC	86	92	34	514 NITROGEN-FUNCTN COMPOUNDS	1 810	1 271	435
541 MEDICINAL ETC PRODUCTS	276	1 796	592	516 OTHER ORGANIC CHEMICALS	1 847	2 254	862
553 PERFUMERY,COSMETICS,ETC	165	170	56	522 INORG ELEMNTS,OXIDES,ETC	15 116	2 495	855
562 FERTILIZERS MANUFACTURED	5 000	211	69	523 OTHR INORGANIC CHEMICALS	6 815	772	263
583 PROD OF POLYMERIZING ETC	3 109	883	296	531 SYNT DYE,NAT INDGO,LAKES	500	1 518	517
594 PESTICIDES,DISINFECTANTS	303	492	166	532 DYES NES,TANNING PRODS	620	153	46
621 MATERIALS OF RUBBER	301	226	73	533 PIGMENTS,PAINTS,ETC	916	669	226
625 RUBBER TYRES,TUBES	574	485	159	541 MEDICINAL ETC PRODUCTS	5 818	12 524	4 334
635 WOOD MANUFACTURES NES	305	96	32	551 ESSENTL OIL,PERFUME ETC	87	95	31
641 PAPER AND PAPERBOARD	578	132	46	553 PERFUMERY,COSMETICS,ETC	156	115	34
642 ARTICLES OF PAPER ETC	2 155	613	235	554 SOAPS,CLEANING ETC PREPS	4 511	1 973	667
658 TEXTILE ARTICLES NES	49	108	34	572 EXPLOSIVES,PYROTECH PROD	167	144	48
659 FLOOR COVERINGS ETC	57	141	53	582 PROD OF CONDENSATION ETC	9 242	3 046	1 049
665 GLASSWARE	378	102	33	583 PROD OF POLYMERIZING ETC	17 968	5 146	1 689
676 RAILWAY RAILS ETC IRN,STL	129	121	43	584 CELLULOSE DERIVATIVES ETC	467	364	122
678 IRON,STL TUBES,PIPES,ETC	5 335	662	240	591 PESTICIDES,DISINFECTANTS	5 897	5 634	1 981
684 ALUMINIUM	917	572	196	592 STARCH INULIN,GLUTEN,ETC	3 992	892	319
691 STRUCTURES AND PARTS NES	1 942	705	230	598 MISC CHEMICAL PRODS NES	5 354	1 650	554
693 WIRE PRODUCTS NON ELECTR	8 978	4 271	1 391	605 INDUSTRIAL PLANT,CHAP 73	111	86	30
695 TOOLS	255	755	267	612 LEATHER ETC MANUFACTURES	31	106	38
699 OTHER METAL MANUFACTURES	79	175	61	621 MATERIALS OF RUBBER	652	487	162
713 INTRNL COMBUS PISTN ENGN	40	312	101	625 RUBBER TYRES,TUBES	1 632	1 501	504
716 ROTATING ELECTRIC PLANT	46	137	49	628 RUBBER ARTICLES NES	276	510	169
722 TRACTORS NON-ROAD	272	357	129	635 WOOD MANUFACTURES NES	131	149	51
723 CIVIL ENGINEERG EQUIP ETC	622	640	211	641 PAPER AND PAPERBOARD	4 207	1 488	490
724 TEXTILE LEATHER MACHNRY	61	479	160	642 ARTICLES OF PAPER ETC	1 227	673	221
726 PRINTG,BKBDNGG MACHY,PTS	54	421	147	651 TEXTILE YARN AND THREAD	150	245	80
728 OTH MACHY FOR SPCL INDUS	874	3 081	1 021	652 COTTON FABRICS,WOVEN	50	85	30
736 MACHINE TOOLS FOR METAL	510	1 949	626	655 KNIT ETC FABRICS	59	129	42
741 HEATING,COOLING EQUIPMNT	79	350	112	657 SPECIAL TEXTILE ETC PROD	44	233	79
742 PUMPS FOR LIQUIDS ETC	310	581	191	658 TEXTILE ARTICLES NES	83	57	46
743 PUMPS NES,CENTRIFUGES ETC	86	353	119	661 CEMENT ETC BUILDING PROD	5 569	116	39
744 MECHANICAL HANDLING EQU	273	503	157	662 CLAY,REFRACTORY BLDG PRD	15 455	2 362	792

7 IMPORTS AND EXPORTS (SPECIAL TRADE) BY COUNTRIES OF PRODUCTION AND CONSUMPTION AND BY GROUPS OF THE SITC-REV. II 1985

GROUP DESCRIPTION	DT = 100 KG	1 000 DM	1 000 \$	GROUP DESCRIPTION	DT = 100 KG	1 000 DM	1 000 \$
663 OTH NONMETAL MINERAL MFS	890	350	120	BRIT IND OC			
664 GLASS	522	110	37				
665 GLASSWARE	871	908	297	EXPORTS	17	44	14
671 PIG IRON ETC	950	165	62				
672 IRON, STL PRIMARY FORMS	34 333	2 513	821	MOZAMBIQUE			
673 IRON AND STEEL SHAPES	26 152	2 019	648				
674 IRN, STL UNIV. PLATE, SHEET	8 290	1 307	462	IMPORTS	198 258	11 780	3 988
675 IRON, STEEL HOOP, STRIP	4 823	1 560	564				
677 IRN, STL WIRE EXCL W ROD	419	100	34	057 FRUIT, NUTS, FRESH, DRIED	2 695	2 666	903
678 IRON, STL TUBES, PIPES, ETC	4 054	932	321	061 SUGAR AND HONEY	178 518	3 454	1 186
679 IRN, STL CASTINGS UNWORKE	262	90	32	074 TEA AND MATE	2 757	2 701	913
684 ALUMINIUM	483	332	112	247 OTH WOOD ROUGH, SQUARED	3 883	771	248
685 LEAD	150	182	64	287 BASE METAL ORES, CONC NES	35	246	80
691 STRUCTURES AND PARTS NES	707	384	134	635 WOOD MANUFACTURES NES	1 542	247	81
692 METAL TANKS, BOXES, ETC	471	188	67	657 SPECIAL TEXTILE ETC PROD	8 143	1 154	385
693 WIRE PRODUCTS NON ELECTR	862	395	132	667 PEARL, PREC., SEMI-P STONE	7	269	95
694 STL, COPPR NAILS, NUTS, ETC	804	393	130	689 NON-FER BASE METALS NES	250	113	44
695 TOOLS	1 346	2 242	784				
697 BASE MTL HOUSEHOLD EQUIP	236	527	178	EXPORTS	48 115	32 118	10 902
699 OTHER METAL MANUFACTURES	752	684	237				
700 INDUSTRIAL PLANT, CHAP 84	1 188	2 125	752	022 MILK AND CREAM	11 014	2 830	964
712 STEAM ENGINES, TURBINES	2	119	41	023 BUTTER	750	555	198
713 INTRNL COMBUS PISTN ENGN	411	4 260	1 394	035 FISH SALTED, DRIED, SMOKED	1 414	609	219
716 ROTATING ELECTRIC PLANT	211	759	266	037 FISH ETC PREPD PRSVD NES	800	348	110
718 OTH POWER GENERATG MACHY	175	591	214	061 SUGAR AND HONEY	3 995	255	90
721 AGRIC MACHY, EXC TRACTORS	1 020	1 094	411	081 FEEDING STUFF FOR ANIMS	120	177	53
722 TRACTORS NON-ROAD	1 065	989	328	233 RUBBER SYNTHTIC, RECLAIMD	1 496	517	156
723 CIVIL ENGINEERG EQUIP ETC	912	2 265	778	269 WASTE OF TEXTILE FABRICS	656	250	83
724 TEXTILE, LEATHER MACHNRY	1 536	5 568	2 006	334 PETROLEUM PRODUCTS REFIN	3 521	882	335
725 PAPER ETC MILL MACHINERY	229	669	234	335 RESIDUAL PETRLM PROD NES	3 410	621	224
726 PRINTG, BKBINDG MACHY, PTS	57	556	188	431 PROCESD ANML VEG OIL, ETC	2 797	519	185
727 FOOD MACHRY NON-DOMESTIC	56	309	113	511 HYDROCARBONS NES, DERIVS	374	184	56
728 OTH MACHY FOR SPCL INDUS	873	3 213	1 065	522 INDRG ELEMNTS, OXIDES, ETC	1 807	120	40
736 MACHINE TOOLS FOR METAL	335	1 428	489	523 OTHR INORGANIC CHEMICALS	2 989	341	111
737 METALWORKING MACHNRY NES	57	128	46	541 MEDICINAL ETC PRODUCTS	635	3 047	1 056
741 HEATING, COOLING EQUIPMNT	725	3 041	1 029	583 PROD OF POLYMERIZING ETC	678	195	65
742 PUMPS FOR LIQUIDS ETC	415	1 273	424	591 PESTICIDES, DISINFECTANTS	171	354	122
743 PUMPS NES CENTRIFUGES ETC	171	727	257	628 RUBBER ARTICLES NES	34	139	48
744 MECHANICAL HANDLING EQU	437	714	242	691 STRUCTURES AND PARTS NES	315	294	114
745 NONELEC MACHY TOOLS NES	729	2 412	840	695 TOOLS	86	240	82
749 NONELEC MACH PTS, ACC NES	441	1 262	434	696 CUTLERY	357	1 150	371
751 OFFICE MACHINES	72	369	128	713 INTRNL COMBUS PISTN ENGN	181	525	552
759 OFFICE & ADP MCH PTS, ACC	47	301	97	716 ROTATING ELECTRIC PLANT	201	515	168
764 TELECOM EQPT, PTS, ACC NES	38	1 260	461	722 TRACTORS NON-ROAD	74	112	41
771 ELECTRIC POWER MACHY NES	158	309	97	723 CIVIL ENGINEERG EQUIP ETC	230	512	164
772 SWITCHGEAR ETC & PTS NES	877	2 246	764	724 TEXTILE, LEATHER MACHNRY	26	262	89
773 ELECTP DISTRIBUTING MACH	446	699	235	728 OTH MACHY FOR SPCL INDUS	152	365	133
774 ELECTRO-MEDCL, XRAY EQUIP	56	537	163	741 HEATING, COOLING EQUIPMNT	192	202	64
775 HOUSEHOLD TYPE EQUIP NES	149	238	76	743 PUMPS NES, CENTRIFUGES ETC	37	192	63
778 ELECTRICAL MACHINERY NES	279	585	190	745 NONELEC MACHY, TOOLS NES	127	374	131
781 PASS MOTOR VEH EXC BUSES	3 666	6 988	2 478	749 NONELEC MACH PTS, ACC NES	243	330	106
782 LORRIES, SPCL MTR VEH NES	2 071	1 940	679	764 TELECOM EQPT, PTS, ACC NES	4	160	56
783 ROAD MOTOR VEHICLES NES	652	367	127	771 ELECTRIC POWER MACHY NES	113	334	101
784 MOTOR VEHCL PTS, ACC NES	713	2 715	940	772 SWITCHGEAR ETC & PTS NES	47	207	72
785 MOTOR & OTHER CYCLES ETC	145	298	106	776 TRANSISTORS, VALVES, ETC		96	30
786 VEH NES NONMOTR, TRAILERS	1 725	789	276	778 ELECTRICAL MACHINERY NES	72	204	67
791 RAILWAY VEHICLES	3 854	7 522	2 591	781 PASS MOTOR VEH EXC BUSES	680	2 060	707
793 SHIPS AND BOATS	4 221	5 806	2 010	782 LORRIES, SPCL MTR VEH NES	2 365	3 480	1 149
812 PLUMB, HEATING LGHTNG EQU	311	426	129	784 MOTOR VEHCL PTS, ACC NES	592	2 726	912
821 FURNITURE	568	731	238	848 HEADGEAR, NONTXTL CLOTHNG	1	94	32
842 MENS OUTERWEAR NOT KNIT	74	161	55	872 MEDICAL INSTRUMENTS NES	126	658	229
845 OUTERWEAR KNIT NONELASTC	44	139	47	873 METERS & COUNTERS NES	33	197	59
846 UNDERWEAR KNITTED	32	108	37	874 MEASURNG, CONTROLNG INSTR	12	259	83
848 HEADGEAR NONTXTL CLOTHNG	67	207	65	892 PRINTED MATTER	65	114	38
851 FOOTWEAR	169	184	61				
871 OPTICAL INSTRUMENTS	3	164	54	MADAGASCAR			
872 MEDICAL INSTRUMENTS NES	109	1 124	393				
873 METERS & COUNTERS NES	12	184	70	IMPORTS	138 048	71 583	24 187
874 MEASURNG, CONTROLNG INSTR	206	1 195	397				
881 PHOTO APPAR & EQUIPT NES	9	159	55	071 COFFEE AND SUBSTITUTES	5 909	4 904	1 601
882 PHOTO, CINEMA SUPPLIES	227	899	286	072 COCOA	2 465	1 763	580
892 PRINTED MATTER	1 165	885	304	075 SPICES	12 484	32 767	11 091
893 ARTICLES OF PLASTIC NES	1 863	1 055	367	265 VEG FIBRE, EXCL COTN JUTE	5 408	797	266
894 TOYS, SPORTING GOODS, ETC	15	114	35	278 OTHER CRUDE MINERALS	27 520	5 265	1 854
895 OFFICE SUPPLIES NES	110	297	93	287 BASE METAL ORES, CONC NES	52 752	1 474	569
898 MUSICAL INSTRUMENTS PTS	72	147	44	292 CRUDE VEG MATERIALS NES	5 175	2 711	915
899 OTHER MANUFACTURED GOODS	66	370	130	431 PROCESD ANML VEG OIL, ETC	130	122	40
				551 ESSENTL OIL, PERFUME, ETC	336	362	124
SEYCHELLES				651 TEXTILE YARN AND THREAD	755	161	54
				652 COTTON FABRICS WOVEN	17 784	18 464	6 133
IMPORTS	305	280	89	657 SPECIAL TEXTILE ETC PROD			
				667 PEARL, PREC., SEMI-P STONE	160	1 033	362
EXPORTS	10 400	6 704	2 262				
				EXPORTS	66 365	57 593	19 706
022 MILK AND CREAM	2 371	824	280				
541 MEDICINAL ETC PRODUCTS	18	137	49	022 MILK AND CREAM	2 650	696	225
641 PAPER AND PAPERBOARD	202	87	30	037 FISH ETC PREPD PRSVD NES	1 580	657	249
665 GLASSWARE	3 631	712	245	054 VEG ETC FRSH, SMPLY PRSVD	56	265	88
691 STRUCTURES AND PARTS NES	1 315	405	142	266 SYNTHETIC FIBRE TO SPIN	5 196	2 503	829
721 AGRIC MACHY, EXC TRACTORS	17	267	94	292 CRUDE VEG MATERIALS NES	81	216	74
723 CIVIL ENGINEERG EQUIP ETC	616	950	310	514 NITROGEN-FUNCTN COMPOUNDS	59	147	53
725 PAPER ETC MILL MACHINERY	34	106	33	515 ORG-INORG COMPOUNDS ETC	289	219	80
726 PRINTG, BKBINDG MACHY, PTS	12	95	37	522 INDRG ELEMNTS, OXIDES, ETC	5 317	337	125
727 FOOD MACHRY NON-DOMESTIC	14	136	45	523 OTHR INORGANIC CHEMICALS	6 336	371	131
728 OTH MACHY FOR SPCL INDUS	57	239	77	531 SYNT DYE NAT INDGO LAKES	1 157	5 093	1 736
741 HEATING, COOLING EQUIPMNT	156	306	104	532 DYES NES TANNING PRODS	2 170	518	171
743 PUMPS NES, CENTRIFUGES ETC	104	372	126	533 PIGMENTS PAINTS, ETC	509	406	135
745 NONELEC MACHY TOOLS NES	38	302	108	541 MEDICINAL ETC PRODUCTS	56	324	111
764 TELECOM EQPT PTS, ACC NES	9	168	56	554 SOAPS, CLEANING ETC PREPS	907	362	124
821 FURNITURE	25	131	51	582 PROD OF CONDENSATION ETC	1 747	719	247
872 MEDICAL INSTRUMENTS NES	21	119	36	583 PROD OF POLYMERIZING ETC	2 021	1 063	353
				584 CELLULOSE DERIVATIVES ETC	194	280	100
				591 PESTICIDES, DISINFECTANTS	421	384	134
				598 MISC CHEMICAL PRODS NES	2 722	1 752	626
				621 MATERIALS OF RUBBER	55	125	42

7 IMPORTS AND EXPORTS (SPECIAL TRADE) BY COUNTRIES OF PRODUCTION AND CONSUMPTION AND BY GROUPS OF THE SITC-REV. II 1985

GROUP DESCRIPTION	DT = 100 KG	1 000 DM	1 000 \$	GROUP DESCRIPTION	DT = 100 KG	1 000 DM	1 000 \$
625 RUBBER TYRES, TUBES	129	114	35	882 PHOTO, CINEMA SUPPLIES	379	892	299
628 RUBBER ARTICLES NES	61	356	115	893 ARTICLES OF PLASTIC NES	282	318	111
641 PAPER AND PAPERBOARD	443	158	53	894 TOYS, SPORTING GOODS ETC	54	161	56
642 ARTICLES OF PAPER ETC	92	107	33	895 OFFICE SUPPLIES NES	40	212	71
657 SPECIAL TEXTILE ETC PROD	76	127	43	897 GOLD, SILVER WARE, JEWELRY	1	155	55
673 IRON AND STEEL SHAPES	1 464	154	56	899 OTHER MANUFACTURED GOODS	203	468	150
674 IRN, STL UNIV, PLATE, SHEET	1 764	547	190				
678 IRON, STL TUBES, PIPES, ETC	211	166	62	MAURITIUS			
692 METAL TANKS, BOXES, ETC	66	141	44				
695 TOOLS	214	789	277	IMPORTS	198 066	94 970	33 716
699 OTHER METAL MANUFACTURES	3 954	1 086	625				
711 STEAM BOILERS & AUX PLNT	64	183	68	037 FISH ETC PREPD PRSVD NES	1 051	685	214
713 INTRNL COMBUS PISTN ENGN	267	1 682	575	061 SUGAR AND HONEY	177 336	5 951	2 057
716 ROTATING ELECTRIC PLANT	181	385	137	074 TEA AND MATE	291	220	72
721 AGRIC MACHY, EXC TRACTORS	163	293	102	288 NONFERR METAL SCRAP NES	1 387	305	103
722 TRACTORS NON-ROAD	3 883	4 829	1 656	292 CRUDE VEG MATERIALS NES	60	162	56
723 CIVIL ENGINEERG EQUIP ETC	317	430	153	635 WOOD MANUFACTURES NES	11	171	59
724 TEXTILE, LEATHER MACHNRY	396	1 677	543	651 TEXTILE YARN AND THREAD	3 680	2 976	1 061
725 PAPER ETC MILL MACHINERY	36	217	75	653 WOVN MAN-MADE FIB FABRIC	28	119	43
726 PRINTG, BKBINDG MACHY, PTS	19	183	64	699 OTHER METAL MANUFACTURES	17	495	169
727 FOOD MACHRY NON-DOMESTIC	725	1 644	539	842 MENS OUTERWEAR NOT KNIT	1 533	12 195	4 303
728 OTH MACHY FOR SPCL INDUS	310	1 336	457	843 WOMENS OUTERWEAR NONKNIT	200	794	276
736 MACHINE TOOLS FOR METAL	7	102	34	844 UNDERWEAR NOT KNIT	538	2 874	897
741 HEATING, COOLING EQUIPMNT	60	184	65	845 OUTERWEAR KNIT NONELASTC	10 195	58 824	21 207
742 PUMPS FOR LIQUIDS ETC	98	538	178	846 UNDERWEAR KNITTED	765	2 937	966
743 PUMPS NES CENTRIFUGES ETC	112	303	98	847 TXTL CLTHNG ACCESSRY NES	15	119	41
744 MECHANICAL HANDLING EQU	110	200	65	848 HEADGEAR, NONTXTL CLOTHNG	51	774	262
745 NONELEC MACHY, TOOLS NES	141	352	125	884 OPTICAL GOODS NES	41	521	191
749 NONELEC MACH PTS, ACC NES	40	373	117	885 WATCHES AND CLOCKS	5	546	207
751 OFFICE MACHINES	13	99	32	894 TOYS SPORTING GOODS, ETC	192	1 262	432
764 TELECOM EQPT, PTS, ACC NES	5	239	81	897 GOLD, SILVER WARE, JEWELRY	8	2 040	705
772 SWITCHGEAR ETC & PTS NES	21	480	172	971 GOLD, NON MONETARY NES		300	103
773 ELECTR DISTRIBUTING MACH	105	96	33				
778 ELECTRICAL MACHINERY NES	192	359	114	EXPORTS	84 521	61 597	21 190
781 PASS MOTOR VEH EXC BUSES	521	1 207	443				
782 LORRIES, SPCL MTR VEH NES	5 571	8 350	2 916	022 MILK AND CREAM	500	120	36
783 ROAD MOTOR VEHICLES NES	87	118	45	054 VEG ETC FRSH, SMPLY PRSVD	130	133	44
784 MOTOR VEHCL PTS, ACC NES	1 665	5 331	1 792	091 MARGARINE AND SHORTENING	13 741	3 098	1 056
786 VEH NES NONMOTR TRAILERS	508	237	80	278 OTHER CRUDE MINERALS	2 857	101	33
793 SHIPS AND BOATS	1 049	2 195	816	334 PETROLEUM PRODUCTS REFIN	602	176	60
872 MEDICAL INSTRUMENTS NES	12	95	31	335 RESIDUAL PETRLM PROD NES	1 728	256	86
874 MEASURNG, CONTROLNG INSTR	20	392	131	423 FIXED VEG OILS SOFT	21 009	2 639	1 049
881 PHOTO APPAR & EQUIPT NES	18	151	55	424 FIXED VEG OIL NONSOFT	1 196	375	127
882 PHOTO, CINEMA SUPPLIES	219	292	93	431 PROCESC ANML VEG OIL ETC	3 691	919	310
885 WATCHES AND CLOCKS	26	112	38	513 ORGANIC ACIDS, ETC	270	161	56
892 PRINTED MATTER	178	202	65	514 NITROGEN-FUNCTN COMPOUNDS	577	602	214
895 OFFICE SUPPLIES NES	54	162	50	522 INORG ELEMNTS, OXIDES, ETC	2 248	266	87
				523 OTHR INORGANIC CHEMICALS	4 815	497	168
REUNION				531 SYNT DYE, NAT INDGO, LAKES	746	2 679	944
IMPORTS	65 582	10 069	3 455	533 PIGMENTS, PAINTS, ETC	199	205	66
				541 MEDICINAL ETC PRODUCTS	276	1 625	558
034 FISH FRESH, CHILLED, FROZN	617	464	185	551 ESSENTL OIL PERFUME, ETC	35	383	130
061 SUGAR AND HONEY	21 740	2 385	731	553 PERFUMERY, COSMETICS, ETC	63	134	45
075 SPICES	43	610	205	554 SOAPS, CLEANING ETC PREPS	777	426	150
112 ALCOHOLIC BEVERAGES	42 923	6 432	2 275	582 PROD OF CONDENSATION ETC	634	249	87
EXPORTS	45 101	34 756	11 793	583 PROD OF POLYMERIZING ETC	5 736	1 830	627
				584 CELLULOSE DERIVATIVES ETC	124	179	62
058 FRUIT PRESERVED, PREPARED	73	98	31	591 PESTICIDES, DISINFECTANTS	1 946	1 282	436
098 EDIBLE PRODUCTS, PREPS NES	345	226	73	592 STARCH INULIN GLUTEN ETC	213	210	69
122 TOBACCO MFRS	88	212	73	598 MISC CHEMICAL PRODS NES	1 568	687	235
278 OTHER CRUDE MINERALS	15 362	358	123	621 MATERIALS OF RUBBER	380	156	54
514 NITROGEN-FUNCTN COMPOUNDS	352	182	69	625 RUBBER TYRES, TUBES	630	124	38
531 SYNT DYE NAT INDGO, LAKES	36	108	38	628 RUBBER ARTICLES NES	16	111	38
554 SOAPS, CLEANING ETC PREPS	239	99	34	641 PAPER AND PAPERBOARD	1 724	692	235
583 PROD OF POLYMERIZING ETC	2 732	1 273	430	651 TEXTILE YARN AND THREAD	92	170	51
591 PESTICIDES, DISINFECTANTS	2 075	943	345	652 COTTON FABRICS, WOVEN	369	1 339	468
592 STARCH INULIN, GLUTEN, ETC	168	152	51	653 WOVN MAN-MADE FIB FABRIC	426	1 267	439
598 MISC CHEMICAL PRODS NES	1 021	365	128	654 OTH WOVEN TEXTILE FABRIC	859	6 125	2 109
625 RUBBER TYRES, TUBES	662	608	200	655 KNIT ETC FABRICS	75	199	66
642 ARTICLES OF PAPER ETC	201	171	55	656 LACE, RIBBONS TULLE ETC	13	96	30
652 COTTON FABRICS, WOVEN	141	392	133	657 SPECIAL TEXTILE ETC PROD	658	596	195
653 WOVN MAN-MADE FIB FABRIC	127	449	146	662 CLAY, REFRACTORY BLDG PRD	656	131	40
659 FLOOR COVERINGS ETC	124	110	38	663 OTH NONMETAL MINERAL MFS	185	140	45
662 CLAY, REFRACTORY BLDG PRD	3 813	422	147	665 GLASSWARE	324	191	70
664 GLASS	1 006	140	52	674 IRN, STL UNIV, PLATE, SHEET	1 010	265	83
666 POTTERY	80	126	43	678 IRON, STL TUBES, PIPES ETC	711	98	36
673 IRON AND STEEL SHAPES	1 194	102	38	684 ALUMINIUM	151	243	84
678 IRON STL TUBES, PIPES, ETC	788	176	54	692 METAL TANKS, BOXES ETC	248	542	183
691 STRUCTURES AND PARTS NES	106	145	48	694 STL, COPPR NAILS, NUTS ETC	102	139	45
695 TOOLS	159	252	54	695 TOOLS	156	322	106
699 OTHER METAL MANUFACTURES	169	203	69	699 OTHER METAL MANUFACTURES	469	1 022	352
713 INTRNL COMBUS PISTN ENGN	17	108	80	711 STEAM BOILERS & AUX PLNT	247	264	92
721 AGRIC MACHY, EXC TRACTORS	302	737	228	713 INTRNL COMBUS PISTN ENGN	12	116	36
723 CIVIL ENGINEERG EQUIP ETC	519	585	207	716 ROTATING ELECTRIC PLANT	146	237	86
724 TEXTILE, LEATHER MACHNRY	62	182	62	721 AGRIC MACHY EXC TRACTORS	41	88	31
726 PRINTG, BKBINDG MACHY, PTS	67	339	114	722 TRACTORS NON-ROAD	81	95	33
728 OTH MACHY FOR SPCL INDUS	212	1 055	377	723 CIVIL ENGINEERG EQUIP ETC	597	824	290
743 PUMPS NES, CENTRIFUGES ETC	30	105	33	724 TEXTILE, LEATHER MACHNRY	1 124	5 209	1 724
744 MECHANICAL HANDLING EQU	120	162	58	725 PAPER ETC MILL MACHINERY	32	117	43
745 NONELEC MACHY, TOOLS NES	316	1 545	557	726 PRINTG BKBINDG MACHY, PTS	175	901	326
751 OFFICE MACHINES	50	278	94	728 OTH MACHY FOR SPCL INDUS	255	576	190
761 TELEVISION RECEIVERS	171	523	179	736 MACHINE TOOLS FOR METAL	85	212	74
763 SOUND RECORDERS, PHONOGRPH	36	457	163	741 HEATING, COOLING EQUIPMNT	942	612	213
764 TELECOM EQPT PTS, ACC NES	4	255	87	742 PUMPS FOR LIQUIDS ETC	35	186	66
775 HOUSEHOLD TYPE EQUIP NES	165	249	82	743 PUMPS NES CENTRIFUGES ETC	32	129	41
778 ELECTRICAL MACHINERY NES	574	945	318	745 NONELEC MACHY, TOOLS NES	22	224	72
781 PASS MOTOR VEH EXC BUSES	4 664	9 602	3 241	749 NONELEC MACH PTS, ACC NES	684	1 168	362
782 LORRIES, SPCL MTR VEH NES	1 941	2 650	911	752 AUTOMTIC DATA PROC EQUIP	12	140	51
783 ROAD MOTOR VEHICLES NES	130	169	59	764 TELECOM EQPT PTS, ACC NES	17	395	138
784 MOTOR VEHCL PTS ACC NES	735	2 433	822	771 ELECTRIC POWER MACHY NES	89	174	63
874 TRAVEL GOODS, HANDBAGS	30	96	34	772 SWITCHGEAR ETC & PTS NES	32	171	63
874 MEASURNG, CONTROLNG INSTR	21	212	66	775 HOUSEHOLD TYPE EQUIP NES	66	142	52
881 PHOTO APPAR & EQUIPT NES	31	153	49	778 ELECTRICAL MACHINERY NES	74	160	56
				781 PASS MOTOR VEH EXC BUSES	750	1 560	555
				782 LORRIES, SPCL MTR VEH NES	71	100	30

7 IMPORTS AND EXPORTS (SPECIAL TRADE) BY COUNTRIES OF PRODUCTION AND CONSUMPTION AND BY GROUPS OF THE SITC-REV. II 1985

GROUP DESCRIPTION	DT * 100 KG	1 000 DM	1 000 \$	GROUP DESCRIPTION	DT * 100 KG	1 000 DM	1 000 \$
784 MOTOR VEHCL PTS,ACC NES	130	375	126	721 AGRIC MACHY,EXC TRACTORS	237	391	126
786 VEH NES NONMOTR,TRAILERS	94	99	30	722 TRACTORS NON-ROAD	1 132	1 380	520
812 PLUMBING,HEATING,LGHTNG EQU	42	105	38	723 CIVIL ENGINEERG EQUIP ETC	2 756	4 763	1 657
821 FURNITURE	223	268	82	724 TEXTILE,LEATHER MACHNRY	162	1 903	640
847 TXTL CLTHNG ACCESRYS NES	51	168	59	725 PAPER ETC MILL MACHINERY	46	218	69
851 FOOTWEAR	46	192	66	726 PRINTG,BKBNDS MACHY,PTS	270	1 205	351
872 MEDICAL INSTRUMENTS NES	24	164	56	727 FOOD MACHRY NON-DOMESTIC	49	337	119
874 MEASURNG,CONTROLNG INSTR	19	579	191	728 OTH MACHRY FOR SPCL INDUS	1 443	4 208	1 423
882 PHOTO,CINEMA SUPPLIES	245	494	170	736 MACHINE TOOLS FOR METAL	54	269	88
884 OPTICAL GOODS NES	7	198	69	737 METALWORKING MACHNRY NES	18	118	42
885 WATCHES AND CLOCKS	7	287	97	741 HEATING,COOLING EQUIPMNT	5 028	9 819	3 362
892 PRINTED MATTER	190	224	75	742 PUMPS FOR LIQUIDS ETC	395	1 296	455
893 ARTICLES OF PLASTIC NES	271	484	166	743 PUMPS NES,CENTRIFUGES ETC	1 108	2 562	871
894 TOYS,SPORTING GOODS,ETC	83	260	87	744 MECHANICAL HANDLING EQU	372	643	292
895 OFFICE SUPPLIES NES	64	197	68	745 NONELEC MACHY,TOOLS NES	128	1 055	385
897 GOLD,SILVER WARE,JEWELRY	18	8 089	2 811	749 NONELEC MACH PTS,ACC NES	830	1 560	523
899 OTHER MANUFACTURED GOODS	92	151	49	751 OFFICE MACHINES	56	490	169
971 GOLD,NON MONETARY NES		500	163	752 AUTOMATIC DATA PROC EQUIP	3	207	73
COMOROS				759 OFFICE & ADP MCH PTS,ACC	11	290	100
IMPORTS	1 655	4 039	1 418	764 TELECOM EQPT,PTS,ACC NES	8	275	95
075 SPICES	1 605	3 958	1 387	771 ELECTRIC POWER MACHY NES	93	170	58
EXPORTS	3 204	1 461	527	772 SWITCHGEAR ETC & PTS NES	836	2 802	1 016
022 MILK AND CREAM	900	236	94	773 ELECTR DISTRIBUTING MACH	90	190	63
037 FISH ETC PREPD PRSVD NES	500	214	81	775 HOUSEHOLD TYPE EQUIP NES	63	169	55
655 KNIT ETC FABRICS	56	101	36	778 ELECTRICAL MACHINERY NES	313	2 897	955
678 IRON,STL TUBES,PIPES,ETC	389	101	37	781 PASS MOTOR VEH EXC BUSES	1 464	4 148	1 423
781 PASS MOTOR VEH EXC BUSES	28	121	36	782 LORRIES,SPCL MTR VEH NES	3 797	4 725	1 595
MAYOTTE				784 MOTOR VEHCL PTS ACC NES	1 441	5 634	1 905
EXPORTS	82	111	40	786 VEH NES NONMOTR,TRAILERS	1 810	1 195	376
723 CIVIL ENGINEERG EQUIP ETC	79	107	39	847 TXTL CLTHNG ACCESRYS NES	29	191	63
ZAMBIA				871 OPTICAL INSTRUMENTS	6	233	77
IMPORTS	107 906	67 100	22 674	872 MEDICAL INSTRUMENTS NES	93	436	153
071 COFFEE AND SUBSTITUTES	1 081	962	368	873 METERS & COUNTERS NES	128	328	104
121 TOBACCO UNMNFCTRD,REFUSE	5 396	5 268	1 859	874 MEASURNG,CONTROLNG INSTR	34	1 600	526
289 PREC METAL ORE,WASTE NES		540	173	882 PHOTO,CINEMA SUPPLIES	100	380	135
667 PEARL,PREC-,SEMI-P STONE	73	940	326	884 OPTICAL GOODS NES		271	91
682 COPPER EXC CEMENT COPPER	66 697	37 327	12 462	892 PRINTED MATTER	283	448	148
686 ZINC	11 139	2 844	898	893 ARTICLES OF PLASTIC NES	215	540	183
689 NON-FER BASE METALS NES	2 518	17 991	6 167	895 OFFICE SUPPLIES NES	73	306	105
743 PUMPS NES,CENTRIFUGES ETC	37	310	103	898 MUSICAL INSTRUMENTS,PTS	4	102	35
EXPORTS	145 114	100 975	34 702	899 OTHER MANUFACTURED GOODS	39	278	21
022 MILK AND CREAM	6 100	1 483	537	ZIMBABWE			
046 WHEAT ETC MEAL OR FLOUR	14 602	658	254	IMPORTS	945 678	323 793	109 759
054 VEG ETC FRSH SMPLY PRSVD	49	152	49	011 MEAT FRESH,CHILDL,FROZEN	1 821	2 114	841
C61 SUGAR AND HONEY	2 200	125	42	057 FRUIT,NUTS,FRESH,DRIED	13 160	1 723	640
233 RUBBER,SYNTHETIC,RECLAIMD	232	104	38	071 COFFEE AND SUBSTITUTES	13 657	13 458	4 509
266 SYNTHETIC FIBRE TO SPIN	532	239	95	074 TEA AND MATE	472	481	163
292 CRUDE VEG MATERIALS NES	247	691	228	121 TOBACCO UNMNFCTRD REFUSE	61 962	51 700	17 738
334 PETROLEUM PRODUCTS,REFIN	870	225	74	263 COTTON	111 320	56 910	18 986
335 RESIDUAL PETRLM PROD NES	8 489	1 691	585	278 OTHER CRUDE MINERALS	196 398	18 187	6 309
511 HYDROCARBONS NES,DERIVS	204	105	38	287 BASE METAL ORES,CONC NES	2 176	827	300
512 ALCOHOLS,PHENOLS,ETC	2 125	1 232	440	288 NONFERR METAL SCRAP NES	10 642	2 224	724
513 ORGANIC ACIDS,ETC	1 064	215	77	291 CRUDE ANIMAL MTRIALS NES	50	804	292
514 NITROGEN-FUNCTN COMPOUNDS	867	430	155	292 CRUDE VEG MATERIALS NES	310	467	171
515 ORG-INORG COMPOUNDS ETC	4 077	890	294	635 WOOD MANUFACTURES NES	173	85	34
522 INORG ELEMNTS,OXIDES,ETC	10 871	804	264	651 TEXTILE YARN AND THREAD	4 899	3 403	1 230
523 OTHR INORGANIC CHEMICALS	8 062	939	316	652 COTTON FABRICS,WOVEN	1 747	1 932	638
531 SYNT DYC,NAT INDGO,LAKES	438	1 197	421	667 PEARL,PREC-,SEMI-P STONE	2	614	207
532 DYES NES,TANNING PRODS	3 280	802	302	671 PIG IRON ETC	484 732	116 121	39 146
533 PIGMENTS,PAINTS,ETC	431	313	117	682 COPPER EXC CEMENT COPPER	23 003	9 656	3 362
541 MEDICINAL ETC PRODUCTS	297	2 067	684	683 NICKEL	14 051	20 795	7 042
554 SOAPS,CLEANING ETC PREPS	400	131	48	687 TIN	3 727	13 127	4 393
582 PROD OF CONDENSATION ETC	1 544	431	158	714 ENGINES & MOTORS NES	26	722	231
583 PROD OF POLYMERIZING ETC	14 109	4 407	1 543	792 AIRCRAFT	16	939	320
591 PESTICIDES,DISINFECTANTS	247	411	129	842 MENS OUTERWEAR NOT KNIT	76	272	93
598 MISC CHEMICAL PRODS NES	3 375	1 471	517	843 WOMENS OUTERWEAR NONKNIT	765	4 708	1 521
621 MATERIALS OF RUBBER	74	109	35	845 OUTERWEAR KNIT NONELASTC	134	875	310
625 RUBBER TYRES TUBES	546	433	160	846 UNDERWEAR KNITTED	18	133	40
628 RUBBER ARTICLES NES	1 154	1 499	478	874 MEASURNG,CONTROLNG INSTR		127	46
641 PAPER AND PAPERBOARD	434	437	153	899 OTHER MANUFACTURED GOODS	6	112	40
642 ARTICLES OF PAPER ETC	249	179	63	EXPORTS	382 092	153 523	52 242
651 TEXTILE YARN AND THREAD	565	1 086	375	054 VEG ETC FRSH,SMPLY PRSVD	331	727	249
653 WOVN MAN-MADE FIB FABRIC	259	1 080	359	072 COCOA	125	154	50
657 SPECIAL TEXTILE ETC PROD	397	732	241	233 RUBBER,SYNTHETIC,RECLAIMD	738	310	108
662 CLAY,REFRACTORY BLDG PRD	11 881	1 847	651	266 SYNTHETIC FIBRE TO SPIN	1 159	562	197
663 OTH NONMETAL MINERAL MFS	1 972	507	172	278 OTHER CRUDE MINERALS	89 658	1 149	409
664 GLASS	4 999	694	250	292 CRUDE VEG MATERIALS NES	125	664	232
665 GLASSWARE	579	201	62	335 PETROLEUM PRODUCTS,REFIN	4 379	1 445	523
673 IRON AND STEEL SHAPES	3 076	489	174	335 RESIDUAL PETRLM PROD NES	9 630	1 500	524
678 IRON,STL TUBES,PIPES,ETC	2 904	1 635	588	335 PROCESD ANML VEG OIL,ETC	388	150	53
684 ALUMINIUM	295	242	77	511 HYDROCARBONS NES,DERIVS	6 173	1 180	405
686 ZINC	194	291	102	512 ALCOHOLS,PHENOLS,ETC	1 350	596	199
691 STRUCTURES AND PARTS NES	276	113	39	513 ORGANIC ACIDS,ETC	2 123	664	234
692 METAL TANKS BOXES,ETC	1 117	1 993	726	514 NITROGEN-FUNCTN COMPOUNDS	10 765	4 279	1 521
693 WIRE PRODUCTS NON ELECTR	1 171	325	127	515 ORG-INORG COMPOUNDS ETC	347	1 138	376
694 STL,COPPR NAILS NUTS,ETC	142	123	43	516 OTHER ORGANIC CHEMICALS	2 790	3 223	1 107
695 TOOLS	219	999	341	522 INORG ELEMNTS,OXIDES,ETC	38 549	1 181	410
697 BASE MTL HOUSEHOLD EQUIP	252	435	138	523 OTHR INORGANIC CHEMICALS	13 105	2 365	835
699 OTHER METAL MANUFACTURES	182	545	190	531 SYNT DYC,NAT INDGO,LAKES	2 012	6 418	2 230
711 STEAM BOILERS & AUX PLNT	546	704	269	532 DYES NES,TANNING PRODS	1 330	587	206
713 INTRNL COMBUS PISTN ENGN	180	787	256	533 PIGMENTS,PAINTS,ETC	745	552	190
716 ROTATING ELECTRIC PLANT	26	100	32	541 MEDICINAL ETC PRODUCTS	338	2 778	971
				551 ESSENTIAL OIL PERFUME,ETC	89	146	54
				554 SOAPS,CLEANING ETC PREPS	1 144	500	168
				562 FERTILIZERS MANUFACTURED	108 169	5 970	1 967
				582 PROD OF CONDENSATION ETC	2 043	1 004	343
				583 PROD OF POLYMERIZING ETC	25 393	7 908	2 749
				584 CELLULOSE DERIVATIVES ETC	1 068	901	318
				591 PESTICIDES,DISINFECTANTS	1 894	3 938	1 392
				598 MISC CHEMICAL PRODS NES	10 415	3 152	1 077

7. IMPORTS AND EXPORTS (SPECIAL TRADE) BY COUNTRIES OF PRODUCTION AND CONSUMPTION AND BY GROUPS OF THE SITC-REV. II 1985

GROUP DESCRIPTION	DT * 100 KG	1 000 DM	1 000 \$	GROUP DESCRIPTION	DT * 100 KG	1 000 DM	1 000 \$
628 RUBBER ARTICLES NES	59	281	97	657 SPECIAL TEXTILE ETC PROD	137	126	42
634 VENEERS,PLYWOOD,ETC	490	309	98	665 GLASSWARE	20	166	54
641 PAPER AND PAPERBOARD	3 756	2 029	692	695 TOOLS	203	263	92
642 ARTICLES OF PAPER ETC	535	493	168	699 OTHER METAL MANUFACTURES	381	309	104
651 TEXTILE YARN AND THREAD	167	372	129	713 INTRNL COMBUS PISTN ENGN	20	315	107
652 COTTON FABRICS,WOVEN	88	245	82	716 ROTATING ELECTRIC PLANT	1 562	3 778	1 499
653 WOVN MAN-MADE FIB FABRIC	1 238	2 250	747	718 OTH POWER GENERATG MACHY	890	3 057	1 090
654 OTH WOVEN TEXTILE FABRIC	62	194	67	724 TEXTILE,LEATHER MACHNRY	124	955	340
655 KNIT ETC FABRICS	133	433	148	727 FOOD MACHRY NON-DOMESTIC	58	297	104
657 SPECIAL TEXTILE ETC PROD	269	1 124	384	728 OTH MACHY FOR SPCL INDUS	116	411	146
662 CLAY,REFRACTORY BLDG PRD	4 808	660	230	736 MACHINE TOOLS FOR METAL	366	1 159	453
663 OTH NONMETAL MINERAL MFS	327	329	108	741 HEATING,COOLING EQUIPMNT	16	85	30
665 GLASSWARE	159	356	127	743 PUMPS NES,CENTRIFUGES ETC	33	120	40
673 IRON AND STEEL SHAPES	1 388	334	115	744 MECHANICAL HANDLING EQU	59	217	74
674 IRN,STL UNIV,PLATE,SHEET	3 030	380	147	745 NONELEC MACHY,TOOLS NES	39	260	87
675 IRON,STEEL HOOP,STRIP	110	87	33	749 NONELEC MACH PTS,ACC NES	63	207	73
678 IRON,STL TUBES,PIPES,ETC	207	165	54	751 OFFICE MACHINES	21	136	46
692 METAL TANKS,BOXES,ETC	381	188	72	752 AUTOMTIC DATA PROC EQUIP	16	213	69
693 WIRE PRODUCTS NON ELECTR	65	165	53	764 TELECOM EQPT,PTS,ACC NES	3	175	60
695 TOOLS	315	826	275	771 ELECTRIC POWER MACHY NES	27	474	162
696 CUTLERY	32	213	79	772 SWITCHGEAR ETC & PTS NES	60	607	232
697 BASE MTL HOUSEHOLD EQUIP	103	243	86	773 ELECTRIC DISTRIBUTING MACH	34	105	38
699 OTHER METAL MANUFACTURES	735	1 539	488	778 ELECTRICAL MACHINERY NES	15	92	31
713 INTRNL COMBUS PISTN ENGN	291	987	342	781 PASS MOTOR VEH EXC BUSES	1 505	3 994	1 393
714 ENGINES & MOTORS NES	56	3 236	995	782 LORRIES,SPCL MTR VEH NES	960	1 434	498
716 ROTATING ELECTRIC PLANT	295	613	204	783 ROAD MOTOR VEHICLES NES	3 442	6 187	2 132
721 AGRIC MACHY,EXC TRACTORS	82	201	68	784 MOTOR VEHCL PTS,ACC NES	428	1 850	637
722 TRACTORS NON-ROAD	451	556	199	785 MOTOR & OTHER CYCLES ETC	170	123	44
723 CIVIL ENGINEERG EQUIP ETC	166	397	143	786 VEH NES NONMOTR,TRAILERS	1 351	606	205
724 TEXTILE LEATHER MACHNRY	1 036	4 888	1 604	792 AIRCRAFT	23	2 404	808
725 PAPER ETC MILL MACHINERY	134	469	158	872 MEDICAL INSTRUMENTS NES	13	95	32
726 PRINTG,BKBNDRG MACHY,PTS	346	1 029	365	874 MEASURING,CONTROLLING INSTR	12	244	80
728 OTH MACHY FOR SPCL INDUS	1 004	5 396	1 886	882 PHOTO,CINEMA SUPPLIES	48	214	70
736 MACHINE TOOLS FOR METAL	155	963	317	895 OFFICE SUPPLIES NES	91	289	101
737 METALWORKING MACHNRY NES	481	263	87				
741 HEATING,COOLING EQUIPMNT	534	1 022	345	REP S AFRICA			
742 PUMPS FOR LIQUIDS ETC	91	539	181				
743 PUMPS NES,CENTRIFUGES ETC	238	882	305	IMPORTS	60 556 188	3 162 679	1 084 904
744 MECHANICAL HANDLING EQU	252	384	129				
745 NONELEC MACHY,TOOLS NES	58	926	338	011 MEAT FRESH,CHILLD,FROZEN	13 007	12 582	4 482
749 NONELEC MACH PTS,ACC NES	154	803	270	034 FISH FRESH,CHILLED,FROZN	7 016	3 026	1 066
751 OFFICE MACHINES	31	315	110	036 SHELL FISH FRESH,FROZEN	245	436	155
752 AUTOMTIC DATA PROC EQUIP	16	596	197	044 MAIZE UNMILLED	604 133	22 942	9 075
759 OFFICE & ADP MCH PTS,ACC	6	288	96	045 CEREALS NES UNMILLED	1 343	76	30
763 SOUND RECORDRS,PHONOGRPH	14	473	169	054 VEG ETC FRSH,SMPLY PRSVD	50 442	11 289	3 859
764 TELECOM EQPT,PTS,ACC NES	2 158	23 827	7 639	056 VEGTBLES ETC PRSVD,PREPD	20 438	8 290	2 768
771 ELECTRIC POWER MACHY NES	371	525	189	057 FRUIT,NUTS,FRESH,DRID	1 077 312	203 284	68 053
772 SWITCHGEAR ETC & PTS NES	244	1 610	560	058 FRUIT PRESERVED,PREPARED	200 153	35 110	12 052
773 ELECTRIC DISTRIBUTING MACH	3 281	1 570	579	061 SUGAR AND HONEY	250 066	4 421	1 574
774 ELECTRO-MEDCL,XRAY EQUIP	19	322	107	062 SUGAR PREPS NON-COCOA	462	144	48
775 HOUSEHOLD TYPE EQUIP NES	665	586	200	071 COFFEE AND SUBSTITUTES	1 385	1 269	414
778 ELECTRICAL MACHINERY NES	321	879	304	072 COCOA	393	279	95
781 PASS MOTOR VEH EXC BUSES	1 863	4 929	1 726	075 SPICES	428	191	61
782 LORRIES SPCL MTR VEH NES	4 461	9 316	3 242	081 FEEDING STUFF FOR ANIMLS	1 996 223	71 444	23 983
783 ROAD MOTOR VEHICLES NES	347	369	111	112 ALCOHOLIC BEVERAGES	5 267	2 019	694
784 MOTOR VEHCL PTS,ACC NES	1 911	6 415	2 338	121 TOBACCO UNMNFCTRD,REFUSE	236	96	31
785 MOTOR & OTHER CYCLES ETC	183	113	38	211 HIDES,SKINS,UNDRESSED	27 847	21 735	7 431
791 RAILWAY VEHICLES	2	115	41	212 FUR SKINS UNDRESSED	969	19 138	6 806
871 OPTICAL INSTRUMENTS	15	453	144	222 SEEDS FOR SOFT/FIXED OIL	31 287	5 228	1 923
872 MEDICAL INSTRUMENTS NES	309	968	344	223 SEEDS FOR OTH FIXED OILS	1 187	182	58
873 METERS & COUNTERS NES	16	226	78	245 FUEL WOOD NES,CHARCOAL	67 642	3 682	1 258
874 MEASURING,CONTROLLING INSTR	60	2 125	697	248 WOOD SHAPED	1 060	167	60
881 PHOTO APPAR & EQUIPT NES	11	179	64	251 PULP AND WASTE PAPER	130 595	14 675	5 068
882 PHOTO,CINEMA SUPPLIES	61	187	64	263 COTTON	8 210	560	198
885 WATCHES AND CLOCKS	12	153	51	266 SYNTHETIC FIBRE TO SPIN	1 140	679	262
892 PRINTED MATTER	959	1 158	421	267 OTHER MAN-MADE FIBRES	4 563	819	271
893 ARTICLES OF PLASTIC NES	235	451	149	268 WOOL(EXC TOPS),ANML HAIR	118 106	121 991	40 189
895 OFFICE SUPPLIES NES	81	214	67	271 FERTILIZERS,CRUDE	2 003 419	30 576	10 488
898 MUSICAL INSTRUMENTS,PTS	22	173	56	273 STONE,SAND AND GRAVEL	350 728	12 439	4 284
899 OTHER MANUFACTURED GOODS	93	362	126	277 NATURAL ABRASIVES NES	3	19 212	6 565
				278 OTHER CRUDE MINERALS	1 283 838	46 742	16 369
MALAWI				281 IRON ORE,CONCENTRATES	9 992 414	72 957	25 339
IMPORTS	116 817	85 312	29 436	282 IRON AND STEEL SCRAP	17 131	2 982	1 031
034 FISH FRESH,CHILLED FROZN	4	146	50	287 BASE METAL ORES,CONC NES	4 092 763	86 142	29 600
071 COFFEE AND SUBSTITUTES	8 037	7 269	2 632	288 NONFERR METAL SCRAP NES	1 113 703	123 417	41 590
074 TEA AND MATE	6 071	4 862	1 627	289 PREC METAL ORE, WASTE NES	63	2 825	994
075 SPICES	120	101	34	291 CRUDE ANIMAL MTRIALS NES	1 080	1 522	531
121 TOBACCO, UNMNFCTRD, REFUSE	98 980	70 262	24 204	292 CRUDE VEG MATERIALS NES	40 032	23 233	7 972
222 SEEDS FOR SOFT/FIXED OIL	1 847	266	105	322 COAL,LIGNITE PEAT	31 956 192	409 558	142 377
652 COTTON FABRICS WOVEN	285	251	82	323 BRIQUETS,COKE,SEMI-COKE	276 046	4 546	1 703
EXPORTS	35 499	41 122	14 426	334 PETROLEUM PRODUCTS,REFIN	30 494	2 495	933
022 MILK AND CREAM	1 509	764	261	335 RESIDUAL PETRLM PROD NES	73 125	19 549	6 490
054 VEG ETC FRSH,SMPLY PRSVD	94	128	42	431 PROCESD ANML VEG OIL,ETC	5 193	481	154
335 PETROLEUM PRODUCTS,REFIN	958	137	47	512 ALCOHOLS,PHENOLS ETC	235	8 016	2 710
512 ALCOHOLS,PHENOLS,ETC	5 078	1 143	389	514 NITROGEN-FUNCTN COMPOUNDS	134	106	38
514 NITROGEN-FUNCTN COMPOUNDS	460	275	97	515 ORG-INORG COMPOUNDS ETC	11 320	4 052	1 414
523 OTHR INORGANIC CHEMICALS	3 308	251	82	516 OTHER ORGANIC CHEMICALS	6 680	2 243	746
531 SYNT DYE,NAT INDOGO,LAKES	268	1 326	466	522 INORG ELEMTNS,OXIDES,ETC	393 800	39 260	13 719
541 MEDICINAL ETC PRODUCTS	230	942	352	523 OTHR INORGANIC CHEMICALS	9 162	3 309	1 147
554 SOAPS,CLEANING ETC PREPS	107	97	37	524 RADIOACTIVE ETC MATERIALS	5 246	122 378	41 760
582 PROD OF CONDENSATION ETC	634	280	97	532 DYES NES TANNING PRODS	662	181	64
583 PROD OF POLYMERIZING ETC	6 102	1 533	518	541 MEDICINAL ETC PRODUCTS	265	2 429	828
598 MISC CHEMICAL PRODS NES	397	207	77	551 ESSENTIL OIL PERFUME,ETC	505	562	191
621 MATERIALS OF RUBBER	155	127	43	562 FERTILIZERS MANUFACTURED	364 693	21 666	6 818
625 RUBBER TYRES,TUBES	108	195	66	582 PROD OF CONDENSATION ETC	4 289	1 907	671
628 RUBBER ARTICLES NES	37	135	48	583 PROD OF POLYMERIZING ETC	7 162	3 007	1 084
641 PAPER AND PAPERBOARD	203	93	30	591 PESTICIDES DISINFECTANTS	632	280	95
642 ARTICLES OF PAPER ETC	272	262	86	592 STARCH INULIN, GLUTEN,ETC	328	286	110
651 TEXTILE YARN AND THREAD	64	106	36	598 MISC CHEMICAL PRODS NES	3 224	1 649	557
653 WOVN MAN-MADE FIB FABRIC	194	279	88	611 LEATHER	618	6 605	2 371
				612 LEATHER ETC MANUFACTURES	22	115	38
				613 FUR SKINS TANNED,DRESSED	124	585	194
				634 VENEERS,PLYWOOD ETC	11 364	2 509	866
				635 WOOD MANUFACTURES NES	14 102	5 259	1 810
				641 PAPER AND PAPERBOARD	42 646	3 628	1 279

7 IMPORTS AND EXPORTS (SPECIAL TRADE) BY COUNTRIES OF PRODUCTION AND CONSUMPTION AND BY GROUPS OF THE SITC-REV. II 1985

GROUP DESCRIPTION	DT * 100 KG	1 000 DM	1 000 \$	GROUP DESCRIPTION	DT * 100 KG	1 000 DM	1 000 \$
651 TEXTILE YARN AND THREAD	32 885	40 386	13 496	273 STONE, SAND AND GRAVEL	56 705	1 475	504
652 COTTON FABRICS, WOVEN	1 114	1 121	431	274 SULPHUR ETC	1 932	376	137
653 WOVN MAN-MADE FIB FABRIC	72	105	38	277 NATURAL ABRASIVES NES	143	1 536	508
654 OTH WOVEN TEXTILE FABRIC	300	115	43	278 OTHER CRUDE MINERALS	29 678	2 572	863
658 TEXTILE ARTICLES NES	67	131	44	287 BASE METAL ORES, CONC NES	3 336	555	194
661 CEMENT ETC BUILDING PROD	1 192	129	46	291 CRUDE ANIMAL MTRIALS NES	5 333	5 989	1 982
662 CLAY, REFRACTORY BLDG PRD	3 608	480	163	292 CRUDE VEG MATERIALS NES	4 983	11 323	3 803
663 OTH NONMETAL MINERAL MFS	738	934	315	334 PETROLEUM PRODUCTS, REFIN	75 022	18 539	6 389
664 GLASS	25	83	31	335 RESIDUAL PETRLM PROD NES	376 347	37 511	12 650
667 PEARL, PREC-, SEMI-P STONE	990	8 785	2 911	411 ANIMAL OILS AND FATS	5 402	1 087	372
671 PIG IRON ETC	1 831 257	251 664	86 302	423 FIXED VEG OILS, SOFT	778	159	58
672 IRON, STL PRIMARY FORMS	22 428	1 450	444	431 PROCESO ANML VEG OIL, ETC	11 537	3 483	1 176
673 IRON AND STEEL SHAPES	386 560	25 369	8 517	511 HYDROCARBONS NES, DERIVS	72 325	11 698	4 006
674 IRN, STL UNIV, PLATE, SHEET	332 169	31 852	10 832	512 ALCOHOLS, PHENOLS, ETC	77 998	27 198	9 214
675 IRON, STEEL HOOP, STRIP	14 978	977	317	513 ORGANIC ACIDS, ETC	47 227	14 590	4 860
678 IRON, STL TUBES, PIPES, ETC	179 601	15 222	5 120	514 NITROGEN-FUNCTN COMPOUNDS	45 982	28 395	9 736
681 SILVER, PLATINUM, ETC	89	86 610	29 681	515 ORG-INORG COMPOUNDS ETC	22 262	25 856	8 730
682 COPPER EXC CEMENT COPPER	706 184	313 544	107 723	516 OTHER ORGANIC CHEMICALS	44 669	18 741	6 262
683 NICKEL	39 580	60 267	20 380	522 INORG ELEMNTS, OXIDES, ETC	160 454	26 203	8 951
684 ALUMINIUM	170 044	63 647	21 391	523 OTHR INORGANIC CHEMICALS	196 017	27 066	9 331
687 TIN	550	1 996	692	524 RADIOACTIVE ETC MATERIAL	24	984	333
689 NON-FER BASE METALS NES	36 235	20 929	7 148	531 SYNT DYE, NAT INDGO, LAKES	18 057	43 399	15 010
691 STRUCTURES AND PARTS NES	614	196	70	532 DYES NES TANNING PRODS	5 913	1 644	568
693 WIRE PRODUCTS NON ELECTR	2 805	644	237	533 PIGMENTS, PAINTS, ETC	32 344	19 667	6 671
694 STL COPPR NAILS, NUTS ETC	4 029	548	191	541 MEDICINAL ETC PRODUCTS	6 583	64 204	21 841
695 TOOLS	176	1 264	430	551 ESSENT- OIL, PERFUME, ETC	1 574	5 006	1 714
697 BASE MTL HOUSEHOLD EQUIP	66	115	41	553 PERFUMERY, COSMETICS ETC	2 583	5 552	1 854
699 OTHER METAL MANUFACTURES	684	399	141	554 SOAPS, CLEANING ETC PREPS	33 652	15 482	5 222
712 STEAM ENGINES TURBINES	9	99	36	562 FERTILIZERS MANUFACTURED	411 348	14 432	4 730
713 INTRNL COMBUS PISTN ENGN	1 592	3 991	1 365	572 EXPLOSIVES, PYROTECH PROD	124	300	100
714 ENGINES & MOTORS NES	87	3 010	1 090	582 PROD OF CONDENSATION ETC	125 716	74 674	25 436
716 ROTATING ELECTRIC PLANT	362	739	246	583 PROD OF POLYMERIZING ETC	287 312	85 690	29 287
724 TEXTILE, LEATHER MACHNRY	1 502	1 370	505	584 CELLULOSE DERIVATIVES ETC	9 998	8 762	3 024
726 PRINTG, BKBINDG MACHY, PTS	241	264	81	585 PLASTIC MATERIALS NES	5 032	2 681	919
728 OTH MACHY FOR SPCL INDUS	5 796	2 653	903	591 PESTICIDES, DISINFECTANTS	14 549	31 921	10 895
736 MACHINE TOOLS FOR METAL	215	640	228	592 STARCH, INULIN, GLUTEN, ETC	15 080	3 418	1 168
741 HEATING, COOLING EQUIPMNT	69	200	68	598 MISC CHEMICAL PRODS NES	138 159	63 201	21 877
742 PUMPS FOR LIQUIDS ETC	268	471	170	611 LEATHER	2 529	2 960	987
743 PUMPS NES, CENTRIFUGES ETC	240	2 014	679	612 LEATHER ETC MANUFACTURES	399	1 341	462
745 NONELEC MACHY, TOOLS NES	882	523	172	613 FUR SKINS TANNED, DRESSED	33	1 944	648
749 NONELEC MACH PTS, ACC NES	579	624	212	621 MATERIALS OF RUBBER	6 649	7 515	2 534
752 AUTOMATIC DATA PROC EQUIP	90	705	249	625 RUBBER TYRES, TUBES	5 361	4 094	1 365
759 OFFICE & ADP MCH PTS ACC	66	1 494	514	628 RUBBER ARTICLES NES	6 112	15 144	5 237
764 TELECOM EQPT, PTS, ACC NES	15	547	196	633 CORK MANUFACTURES	293	1 251	420
771 ELECTRIC POWER MACHY NES	10	123	42	634 VENEERS, PLYWOOD, ETC	13 925	2 450	813
772 SWITCHGEAR ETC & PTS NES	139	1 144	401	635 WOOD MANUFACTURES NES	1 960	1 308	444
773 ELECTR DISTRIBUTING MACH	185	525	197	641 PAPER AND PAPERBOARD	224 896	64 172	21 999
774 ELECTRO-MEDCL, XRAY EQUIP	3	184	63	642 ARTICLES OF PAPER ETC	9 569	8 053	2 778
776 TRANSISTORS, VALVES, ETC	9	840	271	651 TEXTILE YARN AND THREAD	22 687	23 346	7 789
778 ELECTRICAL MACHINERY NES	641	1 600	558	652 COTTON FABRICS, WOVEN	882	3 661	1 216
781 PASS MOTOR VEH EXC BUSES	147	453	158	653 WO/N MAN-MADE FIB FABRIC	4 892	17 726	5 975
784 MOTOR VEHCL PTS, ACC NES	1 598	5 271	1 977	654 OTH WOVEN TEXTILE FABRIC	1 151	2 823	954
786 VEH NES NONMOTR, TRAILERS	233	336	129	655 KNIT ETC FABRICS	1 030	3 928	1 332
792 AIRCRAFT	7	568	198	656 LACE, RIBBONS, TULLE, ETC	300	1 703	580
821 FURNITURE	4 827	1 432	493	657 SPECIAL TEXTILE ETC PROD	7 832	21 239	7 222
831 TRAVEL GOODS, HANDBAGS	18	696	248	658 TEXTILE ARTICLES NES	1 491	3 425	1 094
842 MENS OUTERWEAR NOT KNIT	389	1 163	373	659 FLOOR COVERINGS ETC	2 826	2 848	953
843 WOMENS OUTERWEAR NONKNIT	152	721	245	661 CEMENT ETC BUILDING PROD	6 670	388	136
845 OUTERWEAR KNIT NONELASTC	763	4 284	1 452	662 CLAY REFRACTORY BLDG PRD	97 434	12 586	4 217
846 UNDERWEAR KNITTED	607	2 990	1 045	663 OTH NONMETAL MINERAL MFS	32 207	17 637	5 997
848 HEADGEAR, NONTXTL CLOTHNG	7	148	55	664 GLASS	22 427	8 432	2 904
872 MEDICAL INSTRUMENTS NES	10	289	107	665 GLASSWARE	8 157	7 345	2 471
874 MEASURNG, CONTROLNG INSTR	87	2 348	798	666 POTTERY	1 548	2 065	705
881 PHOTO APPAR & EQUIPT NES	5	409	134	667 PEARL, PREC- SEMI-P STONE		467	158
892 PRINTED MATTER	344	418	144	671 PIG IRON ETC	2 133	665	231
893 ARTICLES OF PLASTIC NES	595	868	287	672 IRON, STL PRIMARY FORMS	7 358	1 051	366
894 TOYS SPORTING GOODS, ETC	185	265	91	673 IRON AND STEEL SHAPES	26 753	8 819	3 036
896 WORKS OF ART ETC	22	229	74	674 IRN, STL UNIV, PLATE, SHEET	128 781	24 406	8 350
897 GOLD, SILVER WARE, JEWELRY	2	108	38	675 IRON, STEEL HOOP, STRIP	34 349	8 924	3 029
898 MUSICAL INSTRUMENTS, PTS	547	790	273	676 RAILWAY RAILS ETC IRN, STL	287	368	138
899 OTHER MANUFACTURED GOODS	284	952	331	677 IRN, STL WIRE EXCL W ROD	10 563	3 688	1 229
941 ZOO ANIMALS, PETS	93	144	49	678 IRON, STL TUBES PIPES, ETC	99 890	47 209	15 973
961 COIN NONGOLD, NONCURRENT	7	358	115	679 IRN, STL CASTINGS UNWORKE	2 997	1 146	411
971 GOLD, NON MONETARY NES	80	227 413	79 025	681 SILVER, PLATINUM, ETC	1 115	2 345	801
972 GOLD COIN	73	218 186	75 804	682 COPPER EXC CEMENT COPPER	15 910	17 836	6 103
				683 NICKEL	660	2 755	947
EXPORTS	4 744 857	4 997 172	1 689 982	684 ALUMINIUM	53 893	29 488	9 681
001 LIVE ANIMALS	29	96	34	685 LEAD	228	150	52
011 MEAT FRESH, CHILLO, FROZEN	1 868	234	84	686 ZINC	5 238	1 850	631
014 MEAT PREPD, PRSVD, NES ETC	96	97	32	689 NON-FER BASE METALS NES	91	927	302
024 CHEESE AND CURD	3 037	1 803	577	691 STRUCTURES AND PARTS NES	11 323	14 344	4 631
037 FISH ETC PREPD PRSVD NES	205	164	57	692 METAL TANKS, BOXES, ETC	2 626	2 503	846
048 CEREAL ETC PREPARATIONS	50 719	4 347	1 490	693 WIRE PRODUCTS NON ELECTR	5 362	4 913	1 656
054 VEG ETC FRSH, SMPLY PRSVD	1 977	2 096	666	694 STL COPPR NAILS, NUTS, ETC	8 751	8 412	2 822
056 VEGTBLES ETC PRSVD, PREPD	4 049	1 184	409	695 TOOLS	18 590	51 436	17 577
057 FRUIT, NUTS, FRESH, DRIED	712	684	228	696 CUTLERY	1 295	6 917	2 338
058 FRUIT PRESERVED PREPARED	681	279	92	697 BASE MTL HOUSEHOLD EQUIP	3 464	4 992	1 683
061 SUGAR AND HONEY	3 771	525	172	699 OTHER METAL MANUFACTURES	25 445	39 857	13 505
062 SUGAR PREPS NON-COCOA	970	519	176	700 INDUSTRIAL PLANT, CHAP 84	554	1 206	383
071 COFFEE AND SUBSTITUTES	405	488	166	703 INDUSTRIAL PLANT, CHAP 85	2 298	42 840	14 310
072 COCOA	1 566	2 327	863	711 STEAM BOILERS & AUX PLNT	7 536	20 817	6 969
073 CHOCOLATE AND PRODUCTS	1 479	506	499	712 STEAM ENGINES, TURBINES	24 384	182 306	62 216
075 SPICES	649	607	205	713 INTRNL COMBUS PISTN ENGN	77 151	222 107	74 355
081 FEEDING STUFF FOR ANMLS	2 716	704	245	714 ENGINES & MOTORS NES	440	2 819	933
098 EDIBLE PRODCTS PREPS NES	13 282	6 567	2 282	716 ROTATING ELECTRIC PLANT	12 347	27 295	9 282
112 ALCOHOLIC BEVERAGES	4 000	2 016	695	718 OTH POWER GENERATG MACHY	6 856	14 698	5 223
122 TOBACCO MFS	140	544	179	721 AGRIC MACHY EXC TRACTORS	26 967	28 675	9 682
233 RUBBER SYNTHETIC RECLAIMD	21 820	9 339	3 272	722 TRACTORS NON-ROAD	20 914	25 499	9 124
248 WOOD SHAPED	1 462	175	61	723 CIVIL ENGINEERG EQUIP ETC	46 882	68 876	23 536
251 PULP AND WASTE PAPER	3 287	427	142	724 TEXTILE, LEATHER MACHNRY	23 067	77 903	25 786
266 SYNTHETIC FIBRE TO SPIN	18 461	10 599	3 613	725 PAPER ETC MILL MACHINERY	3 656	20 495	6 955
267 OTHER MAN-MADE FIBRES	8 114	5 494	1 851	726 PRINTG, BKBINDG MACHY, PTS	7 157	31 528	10 450
268 WOOL (EXC TOPS), ANML HAIR	103	130	44	727 FOOD MACHRY NON-DOMESTIC	3 568	13 687	4 571
269 WASTE OF TEXTILE FABRICS	2 082	599	203	728 OTH MACHY FOR SPCL INDUS	42 634	121 754	40 627
				736 MACHINE TOOLS FOR METAL	35 358	64 201	27 644

7 IMPORTS AND EXPORTS (SPECIAL TRADE) BY COUNTRIES OF PRODUCTION AND CONSUMPTION AND BY GROUPS OF THE SITC-REV. II 1985

GROUP DESCRIPTION	DT * 100 KG	1 000 DM	1 000 \$	GROUP DESCRIPTION	DT * 100 KG	1 000 DM	1 000 \$
737 METALWORKING MACHNRY NES	7 676	15 051	4 925	SWAZILAND			
741 HEATING, COOLING EQUIPMNT	33 791	85 615	29 391				
742 PUMPS FOP LIQUIDS ETC	6 527	34 772	11 865	IMPORTS	88 821	26 959	9 286
743 PUMPS NES, CENTRIFUGES ETC	15 751	59 768	20 630				
744 MECHANICAL HANDLING EQU	40 356	66 692	22 362	011 MEAT FRESH, CHILLD, FROZEN	17 485	12 974	4 526
745 NONELEC MACHY, TOOLS NES	15 586	69 885	23 728	057 FRUIT NUTS, FRESH, DRIED	27 671	3 862	1 356
749 NONELEC MACH PTS, ACC NES	46 494	136 953	46 736	058 FRUIT PRESERVED, PREPARED	36 623	9 011	3 002
751 OFFICE MACHINES	2 109	26 943	8 894	635 WOOD MANUFACTURES NES	370	160	62
752 AUTOMTIC DATA PROC EQUIP	6 639	128 425	43 091	641 PAPER AND PAPERBOARD	4 790	407	148
759 OFFICE & ADP MCH PTS, ACC	771	23 214	7 795	821 FURNITURE	1 494	423	153
761 TELEVISION RECEIVERS	37	287	93				
762 RADIO BROADCAST RECEIVRS	438	10 772	3 702	EXPORTS	3 344	4 469	1 658
763 SOUND RECORDS, PHONOGRPH	299	4 117	1 513				
764 TELECOM EQPT, PTS, ACC NES	10 446	355 332	120 723	335 RESIDUAL PETRLM PROD NES	2 072	303	99
771 ELECTRIC POWER MACHY NES	11 363	22 810	7 808	713 INTRNL COMBUS PISTN ENGN	32	155	49
772 SWITCHGEAR ETC & PTS NES	18 660	100 369	33 902	718 OTH POWER GENERATG MACHY	509	1 078	408
773 ELECTR DISTRIBUTING MACH	14 140	21 423	7 323	724 TEXTILE, LEATHER MACHNRY	33	157	63
774 ELECTRO-MEDCL, XRAY EQUIP	1 205	26 265	8 790	745 NONELEC MACHY, TOOLS NES	102	1 444	546
775 HOUSEHOLD TYPE EQUIP NES	27 627	33 320	11 388	752 AUTOMTIC DATA PROC EQUIP	10	506	181
776 TRANSISTORS, VALVES, ETC	1 155	44 659	14 934	784 MOTOR VEHCL PTS, ACC NES	110	406	162
778 ELECTRICAL MACHINERY NES	17 569	62 327	21 201	892 PRINTED MATTER	7	110	41
781 PASS MOTOR VEH EXC BUSES	4 704	16 026	5 334				
782 LORRIES, SPCL MTR VEH NES	71 884	94 055	30 439	LESOTHO			
783 ROAD MOTOR VEHICLES NES	46 038	66 521	21 920				
784 MOTOR VEHCL PTS, ACC NES	448 421	835 017	281 209	IMPORTS	3 725	3 336	1 134
785 MOTOR & OTHER CYCLES ETC	1 167	2 261	796				
786 VEH NES NONMOTR, TRAILERS	10 483	9 742	3 214	056 VEGTBLES ETC PRSVD PREPD	2 274	1 303	418
791 RAILWAY VEHICLES	2 206	4 106	1 360	899 OTHER MANUFACTURED GOODS	1 415	1 814	643
792 AIRCRAFT	139	14 346	4 907				
793 SHIPS AND BOATS	143	488	170	EXPORTS	102 418	7 491	2 395
801 INDUSTRIAL PLANT, CHAP 90	248	11 742	4 379				
812 PLUMBG HEATING, LGHTNG EQU	3 734	7 577	2 563	041 WHEAT ETC UNMILLED	100 000	4 938	1 520
821 FURNITURE	13 712	13 053	4 415	541 MEDICINAL ETC PRODUCTS	11	130	43
831 TRAVEL GOODS, HANDBAGS	80	466	151	728 OTH MACHY FOR SPCL INDUS	222	186	64
842 MENS OUTERWEAR NOT KNIT	29	520	176	781 PASS MOTOR VEH EXC BUSES	86	262	94
843 WOMENS OUTERWEAR NONKNIT	314	7 943	2 710	782 LORRIES, SPCL MTR VEH NES	34	155	55
845 OUTERWEAR KNIT NONELASTC	97	2 436	841	792 AIRCRAFT	1	85	30
846 UNDERWEAR KNITTED	15	285	92	874 MEASURNG, CONTROLNG INSTR	15	267	86
847 TXTL CLTHNG ACCESSRYS NES	32	370	124	899 OTHER MANUFACTURED GOODS	1 850	976	336
848 HEADGEAR, NONTKTL CLOTHNG	79	998	339				
851 FOOTWEAR	216	1 184	400	USA			
871 OPTICAL INSTRUMENTS	158	4 643	1 591				
872 MEDICAL INSTRUMENTS NES	1 867	17 670	6 120	IMPORTS	95 329 940	32 341 463	10 986 315
873 METERS & COUNTERS NES	1 169	6 048	2 037				
874 MEASURNG, CONTROLNG INSTR	6 286	94 468	32 238	001 LIVE ANIMALS	288	2 019	678
881 PHOTO APPAR & EQUIP NES	827	7 824	2 650	011 MEAT FRESH CHILLD, FROZEN	24 209	10 090	3 433
882 PHOTO, CINEMA SUPPLIES	9 054	20 515	6 976	014 MEAT PREPD, PRSVD, NES ETC	14 881	4 054	1 385
884 OPTICAL GOODS NES	169	10 100	3 424	025 EGGS, BIRDS, FRESH, PRSRVC	1 815	4 503	1 514
885 WATCHES AND CLOCKS	626	5 618	1 895	034 FISH FRESH, CHILLED, FROZN	18 834	16 794	5 867
892 PRINTED MATTER	6 685	12 479	4 292	035 FISH SALTED DRIED, SMOKED	1 312	1 170	419
893 ARTICLES OF PLASTIC NES	16 499	26 315	8 951	036 SHELL FISH FRESH FROZEN	2 994	1 787	638
894 TOYS, SPORTING GOODS, ETC	1 266	3 802	1 261	037 FISH ETC PREPD PRSVD NES	1 312	3 273	1 131
895 OFFICE SUPPLIES NES	2 929	10 987	3 782	041 WHEAT ETC UNMILLED	516 080	30 900	10 475
896 WORKS OF ART ETC	4	420	144	042 RICE	354 263	40 749	13 612
897 GOLD, SILVER WARE, JEWELRY	67	31 731	10 442	044 MAIZE UNMILLED	4 614 472	224 289	77 742
898 MUSICAL INSTRUMENTS, PTS	2 614	13 604	4 674	045 CEREALS NES UNMILLED	100 748	8 167	2 741
899 OTHER MANUFACTURED GOODS	3 088	8 666	2 956	046 WHEAT ETC MEAL OR FLOUR	1 524	112	40
951 WAR FIREARMS, AMMUNITION	31	461	170	047 OTHER CEREAL MEALS FLOUR	15 754	2 358	809
				048 CEREAL ETC PREPARATIONS	3 150	1 187	400
BOTSWANA				054 VEG ETC FRSH SMPLY PRSVD	126 922	20 754	7 144
IMPORTS	56 189	39 992	13 564	056 VEGTBLES ETC PRSVD PREPD	37 077	22 117	7 519
011 MEAT FRESH, CHILLD, FROZEN	52 233	35 834	12 055	057 FRUIT, NUTS, FRESH, DRIED	722 293	395 363	139 125
211 HIDES, SKINS UNDRESSED	584	195	67	058 FRUIT PRESERVED, PREPARED	76 573	29 966	10 184
291 CRUDE ANIMAL MTRIALS NES	24	561	199	061 SUGAR AND HONEY	97 408	3 870	1 357
652 COTTON FABRICS, WOVEN	2 700	2 822	1 050	062 SUGAR PREPS NON-COCOA	993	447	147
714 ENGINES & MOTORS NES		96	34	071 COFFEE AND SUBSTITUTES	877	1 047	360
EXPORTS	38 393	33 429	10 816	072 COCOA	1 015	628	213
048 CEREAL ETC PREPARATIONS	5 600	316	103	073 CHOCOLATE AND PRODUCTS	344	205	68
533 PIGMENTS, PAINTS, ETC	250	110	36	074 TEA AND MATE	*	*	*
541 MEDICINAL ETC PRODUCTS	57	116	41	075 SPICES	765	1 079	361
605 INDUSTRIAL PLANT, CHAP 73	5 115	1 987	629	081 FEEDING STUFF FOR ANIMLS	17 905 873	717 886	244 112
653 WOVN MAN-MADE FIS FABRIC	14	99	35	091 MARGARINE AND SHORTENING	189	89	30
677 IRN, STL WIRE EXCL W ROD	1 481	211	76	098 EDIBLE PRODCTS, PREPS NES	84 916	30 456	10 342
678 IRON, STL TUBES, PIPES ETC	681	109	39	111 NON-ALCOHL BEVERAGES NES	183	169	57
691 STRUCTURES AND PARTS NES	1 594	564	181	112 ALCOHOLIC BEVERAGES	50 698	27 825	9 553
700 INDUSTRIAL PLANT, CHAP 84	7 254	10 969	3 493	121 TOBACCO UNMNFCTRD, REFUSE	308 726	576 095	198 413
703 INDUSTRIAL PLANT, CHAP 85	1 440	1 645	528	122 TOBACCO MPRS	88 735	52 707	18 204
714 ENGINES & MOTORS NES		91	31	211 HIDES, SKINS, UNDRESSED	15 870	6 495	2 177
723 CIVIL ENGINEERG EQUIP ETC	395	379	141	212 FUR SKINS UNDRESSED	6 444	141 691	46 110
724 TEXTILE, LEATHER MACHNRY	21	132	42	222 SEEDS FOR SOFT/FIXED OIL	18 382 191	1 399 379	462 779
728 OTH MACHY FOR SPCL INDUS	25	270	94	223 SEEDS FOR OTH FIXED OILS	2 555	318	108
741 HEATING, COOLING EQUIPMNT	8 740	6 088	1 951	232 NATURAL RUBBER GUMS	127	128	45
742 PUMPS NES, CENTRIFUGES ETC	293	240	75	233 RUBBER, SYNTHTIC, RECLAIMD	211 717	134 019	45 999
745 NONELEC MACHY TOOLS NES	109	293	95	245 FUEL WOOD NES CHARCOAL	311	94	31
749 NONELEC MACH PTS ACC NES	450	1 837	647	247 OTH WOOD ROUGH, SQUARED	967 491	121 214	40 204
764 TELECOM EQPT PTS, ACC NES	7	329	108	248 WOOD SHAPED	701 936	136 031	46 216
771 ELECTRIC POWER MACHY NES	386	242	79	251 PULP AND WASTE PAPER	5 231 363	742 178	251 046
778 ELECTRICAL MACHINERY NES	51	189	65	261 SILK	170	702	220
792 AIRCRAFT		233	72	263 COTTON	427 594	164 625	52 575
801 INDUSTRIAL PLANT, CHAP 90	520	4 633	1 465	266 SYNTHETIC FIBRE TO SPIN	33 467	55 036	16 778
872 MEDICAL INSTRUMENTS NES	42	171	62	267 OTHER MAN-MADE FIBRES	71 364	39 122	13 408
874 MEASURNG, CONTROLNG INSTR	14	263	90	268 WOOL(EXC TOPS), ANML HAIR	2 272	847	282
892 PRINTED MATTER	216	337	114	269 WASTE OF TEXTILE FABRICS	6 342	309	444
				271 FERTILIZERS, CRUDE	8 482 594	104 307	35 575
				273 STONE SAND AND GRAVEL	23 566	4 506	1 525
				274 SULPHUR ETC	256 211	14 042	4 697
				277 NATURAL ABRASIVES NES	12 262	38 433	12 991
				278 OTHER CRUDE MINERALS	2 183 133	129 203	43 887
				282 IRON AND STEEL SCRAP	248 147	48 409	15 803
				287 BASE METAL ORES, CONC NES	287 526	78 724	27 119
				288 NONFERR METAL SCRAP NES	571 311	233 099	81 603
				289 PREC METAL ORE, WASTE NES	4 947	156 095	52 040
				291 CRUDE ANIMAL MTRIALS NES	132 072	45 710	15 659
				292 CRUDE VEG MATERIALS NES	73 276	73 651	25 151
				322 COAL - LIGNITE, PEAT	7 900 733	133 065	44 595

7 IMPORTS AND EXPORTS (SPECIAL TRADE) BY COUNTRIES OF PRODUCTION AND CONSUMPTION AND BY GROUPS OF THE SITC-REV. 11 1985

GROUP DESCRIPTION	DT * 100 KG	1 000 DM	1 000 \$	GROUP DESCRIPTION	DT * 100 KG	1 000 DM	1 000 \$
323 BRIQUETS, COKE, SEMI-COKE	99 277	1 656	591	751 OFFICE MACHINES	19 657	278 377	94 367
334 PETROLEUM PRODUCTS, REFIN	1 773 496	203 114	67 621	752 AUTOMATIC DATA PROC EQUIP	78 345	2 523 788	858 230
335 RESIDUAL PETRLM PROD NES	11 597 133	262 573	89 153	759 OFFICE & ADP MCH PTS, ACC	52 825	1 797 247	611 189
411 ANIMAL OILS AND FATS	554 929	71 060	24 560	761 TELEVISION RECEIVERS	223	5 157	1 793
423 FIXED VEG OILS, SOFT	7 142	1 940	637	762 RADIO BROADCAST RECEIVERS	104	1 989	679
424 FIXED VEG OIL NONSOFT	123 470	31 077	10 448	763 SOUND RECORDERS, PHONOGRPH	493	17 714	6 024
431 PROCEED ANML VEG OIL, ETC	82 850	20 702	7 050	764 TELECOM EQPT, PTS, ACC NES	16 174	425 563	144 324
511 HYDROCARBONS NES, DERIVS	703 980	132 380	46 283	771 ELECTRIC POWER MACHY NES	20 159	162 313	55 076
512 ALCOHOLS, PHENOLS, ETC	144 898	53 311	18 276	772 SWITCHGEAR ETC & PTS NES	31 802	676 224	229 769
513 ORGANIC ACIDS, ETC	226 440	83 918	28 363	773 ELECTRO DISTRIBUTING MACH	24 827	169 922	57 941
514 NITROGEN-FUNCTN COMPOUNDS	206 381	146 650	49 729	774 ELECTRO-MEDCL, XRAY EQUIP	6 101	193 501	65 667
515 ORG-INORG COMPOUNDS ETC	109 080	271 413	91 672	775 HOUSEHOLD TYPE EQUIP NES	5 645	27 162	9 231
516 OTHER ORGANIC CHEMICALS	102 098	99 288	33 648	776 TRANSISTORS, VALVES, ETC	9 400	984 078	329 993
522 INORG ELEMNTS, OXIDES, ETC	351 651	121 033	40 733	778 ELECTRICAL MACHINERY NES	60 979	758 042	258 980
523 OTHR INORGANIC CHEMICALS	1 034 763	162 257	55 021	781 PASS MOTOR VEH EXC BUSES	18 888	32 052	11 164
524 RADIOACTIVE ETC MATERIAL	7 207	748 975	257 213	782 LORRIES, SPCL MTR VEH NES	10 547	11 610	3 964
531 SYNT DYE, NAT INDO, LAKES	9 184	27 563	9 422	783 ROAD MOTOR VEHICLES NES	703	1 107	416
532 DYES NES, TANNING PRODS	1 234	1 686	553	784 MOTOR VEHCL PTS, ACC NES	90 942	280 128	95 062
533 PIGMENTS PAINTS, ETC	69 125	76 468	25 980	785 MOTOR & OTHER CYCLES ETC	4 075	16 580	5 585
541 MEDICINAL ETC PRODUCTS	28 931	512 522	170 996	786 VEH NES NONMOTR, TRAILERS	49 366	8 414	2 950
551 ESSENTL OIL, PERFUME, ETC	12 422	30 254	10 237	791 RAILWAY VEHICLES	12 513	44 743	14 205
553 PERFUMERY, COSMETICS, ETC	9 670	18 830	6 444	792 AIRCRAFT	26 214	2 171 266	736 526
554 SOAPS, CLEANING ETC PREPS	51 147	37 712	12 704	793 SHIPS AND BOATS	234 106	13 507	4 749
562 FERTILIZERS MANUFACTURED	1 411 300	86 035	28 536	812 PLUMB, HEATING, LGHTNG EQU	2 346	9 129	3 129
572 EXPLOSIVES, PYROTECH PROD	194	1 592	552	821 FURNITURE	13 475	47 255	15 589
582 PROD OF CONDENSATION ETC	342 231	347 691	119 293	831 TRAVEL GOODS, HANDBAGS	583	3 872	1 305
583 PROD OF POLYMERIZING ETC	445 921	387 525	131 105	842 MENS OUTERWEAR NOT KNIT	601	4 208	1 457
584 CELLULOSE DERIVATIVES ETC	35 374	61 254	20 735	843 WOMENS OUTERWEAR NONKNIT	481	5 875	1 974
585 PLASTIC MATERIALS NES	3 878	12 219	4 134	844 UNDERWEAR NOT KNIT	99	814	276
591 PESTICIDES, DISINFECTANTS	16 961	32 333	10 433	845 OUTERWEAR KNIT NONELASTC	265	1 912	624
592 STARCH, INULIN, GLUTEN, ETC	32 833	39 499	13 692	846 UNDERWEAR KNITTED	3 906	28 626	9 474
598 MISC CHEMICAL PRODS NES	476 840	564 178	191 425	847 TXLT CLTHNG ACCESSRYS NES	7 520	36 521	12 677
611 LEATHER	11 543	29 935	10 187	848 HEADGEAR, NONTXLT CLOTHNG	8 070	23 265	7 991
612 LEATHER ETC MANUFACTURES	410	2 125	723	851 FOOTWEAR	1 159	8 200	2 783
613 FUR SKINS TANNED, DRESSED	160	3 867	1 286	871 OPTICAL INSTRUMENTS	2 082	104 715	35 917
621 MATERIALS OF RUBBER	17 121	32 420	11 008	872 MEDICAL INSTRUMENTS NES	13 537	247 248	83 952
625 RUBBER TYRES TUBES	30 840	33 487	11 431	873 METERS & COUNTERS NES	789	12 696	4 318
628 RUBBER ARTICLES NES	9 861	71 540	24 189	874 MEASURING, CONTROLLING INSTR	31 187	1 372 032	467 307
633 CORK MANUFACTURES	188	433	145	881 PHOTO APPAR & EQUIPT NES	11 366	311 342	43 943
634 VENEERS, PLYWOOD, ETC	369 874	127 926	43 170	882 PHOTO, CINEMA SUPPLIES	65 462	366 962	124 413
635 WOOD MANUFACTURES NES	1 667	1 909	647	883 DEVELOPED CINEMA FILM	316	7 771	2 604
641 PAPER AND PAPERBOARD	713 343	124 751	41 918	884 OPTICAL GOODS NES	1 668	105 778	35 866
642 ARTICLES OF PAPER ETC	26 297	39 515	13 496	885 WATCHES AND CLOCKS	729	7 547	2 555
651 TEXTILE YARN AND THREAD	113 553	170 980	58 279	892 PRINTED MATTER	47 845	135 414	46 265
652 COTTON FABRICS, WOVEN	6 241	10 876	3 793	893 ARTICLES OF PLASTIC NES	44 984	175 913	59 611
653 WOVN MAN-MADE FIB FABRIC	5 196	25 030	8 498	894 TOYS, SPORTING GOODS, ETC	25 311	93 171	31 865
654 OTH WOVEN TEXTILE FABRIC	3 235	11 049	3 636	895 OFFICE SUPPLIES NES	6 440	39 924	13 573
655 KNIT ETC FABRICS	1 456	6 070	2 121	896 WORKS OF ART ETC	687	59 941	20 621
656 LACE, RIBBONS, TULLE, ETC	735	5 972	2 012	897 GOLD, SILVER WARE, JEWELRY	275	23 053	7 904
657 SPECIAL TEXTILE ETC PROD	27 683	76 146	25 675	898 MUSICAL INSTRUMENTS, PTS	23 867	271 863	92 322
658 TEXTILE ARTICLES NES	1 860	15 869	5 240	899 OTHER MANUFACTURED GOODS	3 986	138 140	47 178
659 FLOOR COVERINGS NES	2 076	3 069	1 013	941 ZOO ANIMALS, PETS	191	3 118	1 053
661 CEMENT ETC BUILDING PROD	5 117	1 026	346	951 WAR FIREARMS, AMMUNITION	1 287	9 159	3 103
662 CLAY, REFRACTORY BLDG PRD	5 063	3 577	1 222	961 COIN NONGOLD, NONCURRENT	28	2 119	726
663 OTH NONMETAL MINERAL MFS	36 703	125 784	42 648	971 GOLD, NON MONETARY NES	•	•	•
664 GLASS	42 750	105 224	35 689	972 GOLD COIN	•	7 958	2 776
665 GLASSWARE	8 005	21 174	7 188	EXPORTS	54 213 254	55 533 398	19 042 007
666 POTTERY	368	1 487	515	001 LIVE ANIMALS	3 898	13 288	4 586
667 PEARL, PREC- SEMI-P STONE	585	26 498	8 895	012 MEAT DRIED, SALTED, SMOKED	699	1 160	400
671 PIG IRON ETC	36 535	21 375	6 843	014 MEAT PREPD, PRSVD NES ETC	1 177	1 220	435
672 IRON, STL PRIMARY FORMS	11 086	1 071	351	022 MILK AND CREAM	351	265	87
673 IRON AND STEEL SHAPES	9 971	9 980	3 420	023 BUTTER	316	326	106
674 IRN, STL UNIV, PLATE, SHEET	36 659	9 523	3 288	024 CHEESE AND CURD	53 915	42 410	14 663
675 IRON, STEEL HOOP, STRIP	8 635	6 939	2 387	034 FISH FRESH, CHILLED, FROZN	591	626	208
677 IRN, STL WIRE EXCL W ROD	4 764	5 586	1 872	037 FISH ETC PREPD PRSVD NES	5 331	3 848	1 312
678 IRON, STL TUBES, PIPES, ETC	19 095	35 340	12 248	048 CEREAL ETC PREPARATIONS	93 661	42 177	14 785
679 IRN, STL CASTINGS UNWORKE	249	353	122	054 VEG ETC FRSH, SMPLY PRSVD	75 164	84 445	29 329
681 SILVER, PLATINUM, ETC	488	130 107	43 279	056 VEGTBLES ETC PRSVD, PREPD	15 561	6 939	2 421
682 COPPER, EXC CEMENT COPPER	59 572	77 886	26 403	057 FRUIT, NUTS, FRESH, DRIED	6 566	6 110	2 086
683 NICKEL	33 559	82 782	28 330	058 FRUIT PRESERVED, PREPARED	369 642	99 038	33 526
684 ALUMINIUM	48 266	42 825	14 436	061 SUGAR AND HONEY	6 076	1 057	367
685 LEAD	8 744	2 056	742	062 SUGAR PREPS NON-COCCA	238 340	108 185	37 331
686 ZINC	199	225	76	071 COFFEE AND SUBSTITUTES	192 114	216 224	74 038
687 TIN	106	404	154	072 COCOA	45 699	24 939	8 552
689 NON-FER BASE METALS NES	62 476	123 887	41 967	073 CHOCOLATE AND PRODUCTS	44 805	40 871	14 367
691 STRUCTURES AND PARTS NES	4 398	5 591	1 910	074 TEA AND MATE	•	•	•
692 METAL TANKS, BOXES, ETC	2 594	5 664	1 930	075 SPICES	881	1 701	595
693 WIRE PRODUCTS NON ELECTR	1 368	6 997	2 329	081 FEEDING STUFF FOR ANIMLS	40 958	60 951	21 002
694 STL, COPPR NAILS, NUTS, ETC	16 309	69 112	23 523	082 EDIBLE PRODUCTS, PREPS NES	33 377	34 638	11 729
695 TOOLS	15 354	140 828	47 835	111 NON-ALCOHL BEVERAGES NES	72 955	13 508	4 502
696 CUTLERY	2 446	15 592	5 320	112 ALCOHOLIC BEVERAGES	2 009 721	582 931	198 808
697 BASE MTL HOUSEHOLD EQUIP	3 742	7 800	2 641	121 TOBACCO UNMNFCTRD, REFUSE	28 138	5 027	1 762
699 OTHER METAL MANUFACTURES	30 917	184 781	63 033	122 TOBACCO MFRS	8 907	12 432	4 131
711 STEAM BOILERS & AUX PLNT	51	693	1 530	211 HIDES, SKINS, UNRESSED	197	962	310
712 STEAM ENGINES, TURBINES	858	4 435	224 884	212 FUR SKINS UNRESSED	19	1 556	508
713 INTRNL COMBUS PISTN ENGN	70 464	219 621	74 671	222 SEEDS FOR SOFT/FIXED OIL	46	90	32
714 ENGINES & MOTORS NES	11 246	657 549	224 884	223 SEEDS FOR OTH FIXED OILS	278	161	51
716 ROTATING ELECTRIC PLANT	35 007	194 709	65 735	233 RUBBER SYNTHETIC, RECLAIMD	193 057	59 973	20 084
718 OTH POWER GENERATG MACHY	5 750	40 145	13 597	247 OTH WOOD ROUGH, SQUARED	985	90	31
721 AGRIC MACHY EXC TRACTORS	32 674	54 880	18 393	248 WOOD SHAPED	14 333	3 756	1 278
722 TRACTORS NON-ROAD	3 957	3 816	1 277	251 PULP AND WASTE PAPER	8 185	2 168	739
723 CIVIL ENGINEERG EQUIP ETC	63 061	104 737	36 120	261 SILK	110	240	89
724 TEXTILE, LEATHER MACHNRY	10 367	50 486	17 146	265 VEG FIBRE EXCL COTN JUTE	1 387	349	111
725 PAPER ETC MILL MACHINERY	8 810	45 672	15 545	266 SYNTHETIC FIBRE TO SPIN	89 060	52 945	18 217
726 PRINTG, BKBINDG MACHY, PTS	10 346	85 655	28 883	267 OTHER MAN-MADE FIBRES	21 544	6 645	2 223
727 FOOD MACHRY NON-DOMESTIC	1 240	5 625	1 999	268 WOOL(EXC TOPS), ANML HAIR	714	1 024	353
728 OTH MACHY FOR SPCL INDUS	38 905	416 234	141 876	269 WASTE OF TEXTILE FABRICS	6 515	3 434	1 178
736 MACHINE TOOLS FOR METAL	27 764	125 431	42 848	273 STONE, SAND AND GRAVEL	3 985	316	112
737 METALWORKING MACHNRY NES	3 125	40 483	13 725	277 NATURAL ABRASIVES NES	732	2 832	948
741 HEATING COOLING EQUIPMNT	56 654	330 662	112 639	278 OTHER CRUDE MINERALS	165 352	9 317	3 128
742 PUMPS FOR LIQUIDS ETC	35 569	161 621	55 086	282 IRON AND STEEL SCRAP	972	1 058	409
743 PUMPS NES, CENTRIFUGES ETC	63 031	262 888	88 849	287 BASE METAL ORES, CONC NES	56 193	77 495	25 422
744 MECHANICAL HANDLING EQU	26 155	59 553	20 274	288 NONFERF METAL SCRAP NES	3 977	3 858	1 396
745 NONELEC MACHY TOOLS NES	14 778	153 010	52 024				
749 NONELEC MACHY PTS, ACC NES	67 719	459 891	156 524				

GROUP DESCRIPTION	DT	100 KG	1 000 DM	1 000 \$	GROUP DESCRIPTION	DT	100 KG	1 000 DM	1 000 \$
291 CRUDE ANIMAL MTRIALS NES		33 581	42 686	14 545	742 PUMPS FOR LIQUIDS ETC		67 819	292 111	100 397
292 CRUDE VEG MATERIALS NES		20 047	30 337	10 425	743 PUMPS NES,CENTRIFUGES ETC		133 840	430 183	148 709
334 PETROLEUM PRODUCTS,REFIN		858 162	77 881	27 640	744 MECHANICAL HANDLING EQU		344 712	415 377	142 815
335 RESIDUAL PETRLM PROD NES		165 249	21 016	7 020	745 NONELEC MACHY, TOOLS NES		127 916	688 854	237 236
411 ANIMAL OILS AND FATS		3 243	1 352	445	749 NONELEC MACH PTs, ACC NES		434 430	816 039	279 883
423 FIXED VEG OILS,SOFT		3 675	821	264	751 OFFICE MACHINES		68 988	397 061	136 908
424 FIXED VEG OIL NONSOFT		1 092	804	259	752 AUTOMATIC DATA PROC EQUIP		24 383	538 046	185 262
431 PROCESD ANML VEG OIL,ETC		21 274	4 564	1 610	759 OFFICE & ADP MCH PTS,ACC		17 631	416 606	143 252
511 HYDROCARBONS-NES,DERIVS		403 551	83 484	27 999	761 TELEVISION RECEIVERS,		1 380	11 570	4 043
512 ALCOHOLS,PHENOLS,ETC		682 129	242 600	82 465	762 RADIO BROADCAST RECEIVRS		1 004	34 603	12 086
513 ORGANIC ACIDS,ETC		449 657	222 418	74 499	763 SOUND RECORDRS,PHONOGRPH		6 531	54 633	19 518
514 NITROGEN-FUNCTN COMPOUNDS		347 637	439 745	148 859	764 TELECOM EQPT, PTS, ACC NES		17 942	295 331	86 589
515 ORG-INORG COMPOUNDS ETC		247 282	360 340	121 572	771 ELECTRIC POWER MACHY NES		42 440	116 639	40 549
516 OTHER ORGANIC CHEMICALS		249 200	186 144	61 634	772 SWITCHGEAR ETC & PTS NES		54 984	527 849	180 877
522 INORG ELEMENTS,OXIDES,ETC	1	684 758	291 827	99 119	773 ELECTR DISTRIBUTING MACH		12 843	37 172	12 741
523 OTHR INORGANIC CHEMICALS		901 201	226 846	76 944	774 ELECTRO-MEDCL,XRAY EQUIP		33 785	623 790	214 983
524 RADIOACTIVE ETC MATERIAL		1 263	51 419	17 592	775 HOUSEHOLD TYPE EQUIP NES		64 943	132 552	46 074
531 SYNT DYE,NAT INDOGO,LAKES		125 109	363 560	123 740	776 TRANSISTORS, VALVES, ETC		3 183	223 358	76 172
532 DYES NES, TANNING PRODS		27 145	7 368	2 445	778 ELECTRICAL MACHINERY NES		255 347	774 066	265 710
533 PIGMENTS, PAINTS, ETC		343 267	170 627	58 547	781 PASS MOTOR VEH EXC BUSES	5	440 738	18 113 332	6 190 209
541 MEDICINAL ETC PRODUCTS		83 245	453 330	152 831	782 LORRIES,SPCL MTR VEH NES		40 094	59 341	20 652
551 ESSENTIAL OIL, PERFUME,ETC		12 479	17 069	5 852	783 ROAD MOTOR VEHICLES NES		28 340	69 975	23 566
553 PERFUMERY, COSMETICS,ETC		61 476	103 083	35 314	784 MOTOR VEHCL PTS, ACC NES	1	091 686	2 060 011	707 796
554 SOAPS, CLEANING ETC PREPS		67 149	41 101	14 239	785 MOTOR & OTHER CYCLES ETC		28 745	65 393	22 613
562 FERTILIZERS MANUFACTURED		516 544	28 843	9 336	786 VEH NES NONMOTR,TRAILERS		76 839	76 225	26 211
572 EXPLOSIVES, PYROTECH PROD		511	2 344	798	791 RAILWAY VEHICLES		30 672	64 112	22 293
582 PROD OF CONDENSATION ETC		337 018	267 861	91 526	792 AIRCRAFT		4 617	291 625	100 590
583 PROD OF POLYMERIZING ETC		602 688	363 005	123 318	793 SHIPS AND BOATS		264 609	61 074	19 290
584 CELLULOSE DERIVATIVES ETC		68 804	86 258	29 155	801 INDUSTRIAL PLANT,CHAP 90		131	2 800	955
585 PLASTIC MATERIALS NES		35 877	40 796	13 931	812 PLUMB, HEATING, LGHTNG EQU		28 325	44 408	15 354
591 PESTICIDES, DISINFECTANTS		59 077	80 010	26 940	821 FURNITURE		419 337	395 459	136 345
592 STARCH, INULIN, GLUTEN,ETC		112 451	39 423	13 477	831 TRAVEL GOODS, HANDBAGS		3 453	30 101	10 454
598 MISC CHEMICAL PRODS NES	1	628 838	395 952	134 756	842 MENS OUTERWEAR NOT KNIT		1 693	22 572	7 882
605 INDUSTRIAL PLANT, CHAP 73		2 562	8 574	3 124	843 WOMENS OUTERWEAR NONKNIT		4 989	109 726	37 084
611 LEATHER		12 357	53 735	18 437	844 UNDERWEAR NOT KNIT		379	8 760	3 009
612 LEATHER ETC MANUFACTURES		2 637	10 325						

7 IMPORTS AND EXPORTS (SPECIAL TRADE) BY COUNTRIES OF PRODUCTION AND CONSUMPTION AND BY GROUPS OF THE SITC-REV. II 1985

GROUP DESCRIPTION	DT * 100 KG	1 000 DM	1 000 \$	GROUP DESCRIPTION	DT * 100 KG	1 000 DM	1 000 \$
287 BASE METAL ORES, CONC NES	3 645 471	247 707	85 422	775 HOUSEHOLD TYPE EQUIP NES	90	705	240
288 NONFERR METAL SCRAP NES	1 838 549	147 704	50 558	776 TRANSISTORS, VALVES, ETC	28	9 541	3 286
289 PREC METAL ORE, WASTE NES	336	16 662	5 814	778 ELECTRICAL MACHINERY NES	13 525	20 506	6 929
291 CRUDE ANIMAL MTRIALS NES	5 539	9 700	3 330	781 PASS MOTOR VEH EXC BUSES	367	517	186
292 CRUDE VEG MATERIALS NES	7 912	5 274	1 754	782 LORRIES, SPCL MTR VEH NES	37	148	51
322 COAL, LIGNITE, PEAT	2 346 800	37 782	13 237	784 MOTOR VEHCL PTS, ACC NES	12 279	17 135	5 742
323 BRIQUETS, COKE, SEMI-COKE	159 409	4 370	1 697	785 MOTOR & OTHER CYCLES ETC	54	193	63
334 PETROLEUM PRODUCTS, REFIN	327	206	71	791 RAILWAY VEHICLES	92	125	46
335 RESIDUAL PETRLM PROD NES	63 256	4 542	1 570	792 AIRCRAFT	329	55 252	18 348
411 ANIMAL OILS AND FATS	193 082	28 566	9 414	793 SHIPS AND BOATS	76	153	51
423 FIXED VEG OILS, SOFT	17 030	3 253	999	812 PLUMB, HEATING, LIGHTING EQU	22	94	31
424 FIXED VEG OIL NONSOFT	1 843	333	130	821 FURNITURE	1 443	3 111	1 052
431 PROCESD ANML VEG OIL, ETC	515	500	172	831 TRAVEL GOODS, HANDBAGS	97	545	177
511 HYDROCARBONS NES, DERIVS	78 293	10 140	3 415	842 MENS OUTERWEAR NOT KNIT	18	105	34
512 ALCOHOLS, PHENOLS, ETC	515 953	26 034	8 973	843 WOMENS OUTERWEAR NONKNIT	4	153	48
513 ORGANIC ACIDS, ETC	58 327	10 624	3 507	844 UNDERWEAR NOT KNIT	14	195	65
514 NITROGEN-FUNCTN COMPOUNDS	9 221	4 241	1 432	845 OUTERWEAR KNIT NONELASTC	21	154	55
515 ORG-INORG COMPOUNDS ETC	341	1 366	471	846 UNDERWEAR KNITTED	7	173	57
516 OTHER ORGANIC CHEMICALS	1 731	5 701	1 956	847 TXTL CLTHNG ACCESSRY NES	128	413	143
522 INORG ELEMNTS, OXIDES, ETC	33 738	17 886	5 989	848 HEADGEAR, NONTXTL CLOTHNG	59	2 153	748
523 OTHR INORGANIC CHEMICALS	941	1 108	391	851 FOOTWEAR	417	2 454	816
524 RADIOACTIVE ETC MATERIAL	992	115 590	38 785	871 OPTICAL INSTRUMENTS	131	2 788	943
533 PIGMENTS, PAINTS, ETC	1 518	709	250	872 MEDICAL INSTRUMENTS NES	340	3 187	1 046
541 MEDICINAL ETC PRODUCTS	60	5 804	1 956	873 METERS & COUNTERS NES	6	139	45
551 ESSENTL OIL, PERFUME, ETC	276	740	247	874 MEASURING CONTROLLNG INSTR	364	14 716	5 193
553 PERFUMERY, COSMETICS, ETC	146	169	58	881 PHOTO APPAR & EQUIPT NES	101	10 742	3 704
554 SOAPS, CLEANING ETC PREPS	2 672	2 465	840	882 PHOTO, CINEMA SUPPLIES	45	197	66
562 FERTILIZERS MANUFACTURED	1 232	164	57	884 OPTICAL GOODS NES	110	7 461	2 571
562 PROD OF CONDENSATION ETC	1 231	873	290	885 WATCHES AND CLOCKS	134	410	136
583 PROD OF POLYMERIZING ETC	64 879	29 764	9 994	892 PRINTED MATTER	902	1 763	610
585 PLASTIC MATERIALS NES	139	431	158	893 ARTICLES OF PLASTIC NES	1 136	4 626	1 586
592 STARCH, INULIN, GLUTEN, ETC	2 346	635	217	894 TOYS, SPORTING GOODS, ETC	1 394	2 989	1 013
598 MISC CHEMICAL PRODS NES	6 348	30 071	10 547	895 OFFICE SUPPLIES NES	41	136	44
611 LEATHER	1 787	1 948	720	896 WORKS OF ART ETC	60	1 735	617
612 LEATHER ETC MANUFACTURES	84	348	120	897 GOLD, SILVER WARE, JEWELRY		254	89
613 FUR SKINS TANNED, DRESSED	38	1 128	394	898 MUSICAL INSTRUMENTS, PTS	312	2 897	1 012
621 MATERIALS OF RUBBER	196	604	205	899 OTHER MANUFACTURED GOODS	324	6 756	2 275
625 RUBBER TYRES, TUBES	1 522	1 460	511	941 ZOO ANIMALS, PETS	681	1 229	414
628 RUBBER ARTICLES NES	501	3 291	1 130	951 WAR FIREARMS, AMMUNITION	22	364	122
634 VENEERS, PLYWOOD, ETC	254 563	47 245	15 521	961 COIN NONGOLD, NONCURRENT	42	5 792	2 005
635 WOOD MANUFACTURES NES	13 532	3 907	1 326	971 GOLD, NON MONETARY NES	103	122 356	42 493
641 PAPER AND PAPERBOARD	719 415	86 127	29 502	972 GOLD COIN	40	127 371	45 457
642 ARTICLES OF PAPER ETC	1 522	1 631	638				
651 TEXTILE YARN AND THREAD	5 912	5 294	1 898	EXPORTS	8 633 826	5 474 596	1 877 017
654 OTH WOVEN TEXTILE FABRIC	893	559	191	001 LIVE ANIMALS	1 018	2 000	698
656 LACE, RIBBONS, TULLE, ETC	45	394	130	022 MILK AND CREAM	395	350	117
657 SPECIAL TEXTILE ETC PROD	147	1 121	386	024 CHEESE AND CURD	7 986	7 075	2 452
658 TEXTILE ARTICLES NES	80	317	101	037 FISH ETC PREPD PRSVD NES	3 438	1 857	660
659 FLOOR COVERINGS ETC	311	350	121	048 CEREAL ETC PREPARATIONS	33 632	16 927	5 974
661 CEMENT ETC BUILDING PROD	9 247	633	214	054 VEG ETC FRSH, SIMPLY PRSVD	7 830	3 608	1 151
662 CLAY, REFRACTORY BLDG PRD	1 400	116	39	056 VEGTBLES ETC PRSVD, PREPD	11 327	2 781	977
663 OTH NONMETAL MINERAL, MFS	2 066	1 741	591	057 FRUIT, NUTS FRESH, DRIED	1 553	1 677	576
664 GLASS	10 732	9 730	3 376	058 FRUIT PRESERVED, PREPARED	32 140	10 919	3 735
665 GLASSWARE	756	162	58	061 SUGAR AND HONEY	39 570	4 351	1 465
667 PEARL, PREC-, SEMI-P STONE		105	35	062 SUGAR PREPS NON-COCOA	7 112	3 817	1 305
671 PIG IRON ETC	807 358	39 509	13 732	071 COFFEE AND SUBSTITUTES	35 933	40 194	13 662
672 IRON, STL PRIMARY FORMS	179 639	10 625	3 599	072 COCOA	6 901	6 804	2 321
673 IRON AND STEEL SHAPES	6 751	1 391	470	073 CHOCOLATE AND PRODUCTS	32 086	25 790	9 253
674 IRN, STL UNIV, PLATE, SHEET	54 562	3 839	1 262	074 TEA AND MATE	266	389	138
675 IRON STEEL HOOP, STRIP	433	437	151	075 SPICES	484	562	189
678 IRON STL TUBES, PIPES, ETC	851	1 221	408	081 FEEDING STUFF FOR ANIMLS	5 717	2 858	964
679 IRN, STL CASTINGS UNWORKE	458	465	153	098 EDIBLE PRODCTS, PREPS NES	10 751	5 814	1 993
681 SILVER, PLATINUM ETC	20	1 836	606	111 NON-ALCOHL BEVERAGES NES	12 404	1 600	548
682 COPPER EXC CEMENT COPPER	206 808	86 830	29 999	112 ALCOHOLIC BEVERAGES	194 212	81 491	27 864
683 NICKEL	55 479	86 490	28 867	212 FUR SKINS UNRESSED	21	863	307
684 ALUMINIUM			703	223 SEEDS FOR OTH FIXED OILS	331	133	44
685 LEAD	16 985	2 136	73	233 RUBBER, SYNTHETIC, RECLAIMD	6 779	3 046	1 030
686 ZINC	58 756	16 366	5 320	248 WOOD SHAPED	779	273	98
687 TIN	33	100	33	266 SYNTHETIC FIBRE TO SPIN	33 627	17 712	5 987
689 NON-FER BASE METALS NES	4 815	13 948	4 714	267 OTHER MAN-MADE FIBRES	896	415	147
691 STRUCTURES AND PARTS NES	5 786	2 828	916	278 OTHER CRUDE MINERALS	3 266	253	91
692 METAL TANKS, BOXES, ETC	73	118	40	287 BASE METAL ORES, CONC NES	1 889 093	87 156	29 473
694 STL, COPPR NAILS, NUTS, ETC	116	601	192	288 NONFERR METAL SCRAP NES	2 389	434	152
695 TOOLS	872	3 983	1 374	291 CRUDE ANIMAL MTRIALS NES	188	858	289
697 BASE MTL HOUSEHOLD EQUIP	373	417	134	292 CRUDE VEG MATERIALS NES	4 111	4 536	1 566
699 OTHER METAL MANUFACTURES	2 268	4 524	1 561	323 BRIQUETS, COKE, SEMI-COKE	414 618	8 488	2 954
713 INTRNL COMBUS PISTN ENGN	456	969	311	334 PETROLEUM PRODUCTS, REFIN	27 790	5 386	1 864
714 ENGINES & MOTORS NES	105	13 928	4 902	335 RESIDUAL PETRLM PROD NES	60 668	4 128	1 414
716 ROTATING ELECTRIC PLANT	3 993	8 351	2 823	431 PROCESD ANML VEG OIL ETC	1 102	326	109
718 OTH POWER GENERATG MACHY	116	166	70	511 HYDROCARBONS NES, DERIVS	46 237	12 522	4 477
721 AGRIC MACHY, EXC TRACTORS	40	57	30	512 ALCOHOLS, PHENOLS, ETC	62 814	14 639	5 012
722 TRACTORS NON-ROAD	296	723	270	513 ORGANIC ACIDS, ETC	54 803	129 071	44 154
723 CIVIL ENGINEERG EQUIP ETC	2 096	2 659	922	514 NITROGEN-FUNCTN COMPOUNDS	83 715	37 542	12 664
724 TEXTILE, LEATHER MACHNRY	87	366	121	515 ORG-INORG COMPOUNDS ETC	17 609	27 621	9 330
725 PAPER ETC MILL MACHINERY	364	4 279	1 479	516 OTHER ORGANIC CHEMICALS	25 135	7 903	2 624
726 PRINTG, BKBINDG MACHY PTS	202	2 596	904	522 INORG ELEMNTS, OXIDES ETC	298 474	28 049	9 562
728 OTH MACHY FOR SPCL INDUS	3 281	12 464	4 093	523 OTHR INORGANIC CHEMICALS	148 621	22 785	7 801
736 MACHINE TOOLS FOR METAL	269	847	285	531 SYNT DYE, NAT INDGO, LAKES	26 278	66 924	22 854
737 METALWORKING MACHNRY NES	79	1 334	421	532 DYES NES TANNING PRODS	8 673	2 164	737
741 HEATING COOLING EQUIPMNT	684	2 809	942	533 PIGMENTS PAINTS, ETC	37 996	18 420	6 257
742 PUMPS FOR LIQUIDS ETC	1 131	4 492	1 480	541 MEDICINAL ETC PRODUCTS	11 096	79 687	27 216
743 PUMPS NES CENTRIFUGES ETC	508	1 274	429	551 ESSENTL OIL, PERFUME, ETC	587	1 075	368
744 MECHANICAL HANDLING ETC	1 115	2 064	718	553 PERFUMERY, COSMETICS ETC	9 095	17 566	6 129
745 NONELEC MACHY, TOOLS NES	674	2 839	960	554 SOAPS, CLEANING ETC PREPS	15 206	8 017	2 777
749 NONELEC MACH PTS ACC NES	3 083	21 065	7 210	562 FERTILIZERS MANUFACTURED	8 788	813	264
751 OFFICE MACHINES	342	4 953	1 673	562 EXPLOSIVES, PYROTECH PROD	194	887	310
752 AUTOMATIC DATA PROC EQUIP	2 134	28 821	9 394	582 PROD OF CONDENSATION ETC	89 330	57 821	19 954
759 OFFICE & ADP MCH PTS, ACC	1 043	20 447	6 915	583 PROD OF POLYMERIZING ETC	135 910	55 974	19 169
761 TELEVISION RECEIVERS	13	417	130	584 CELLULOSE DERIVATIVES ETC	11 375	13 420	4 586
762 RADIO BROADCAST RECEIVRS	1 399	11 576	3 787	585 PLASTIC MATERIALS NES	13 994	8 279	2 763
764 TELECOM EQPT, PTS, ACC NES	529	34 295	11 688	591 PESTICIDES, DISINFECTANTS	27 506	14 058	4 863
771 ELECTRIC POWER MACHY NES	1 818	7 008	2 379	592 STARCH, INULIN, GLUTEN, ETC	16 463	8 844	3 002
772 SWITCHGEAR ETC & PTS NES	1 007	7 799	2 686	596 MISC CHEMICAL PRODS NES	98 915	48 426	16 585
773 ELECTR DISTRIBUTING MACH	1 005	2 215	768	605 INDUSTRIAL PLANT CHAP 73	193	382	121
774 ELECTRO-MEDCL XRAY EQUIP	37	271	95				

7 IMPORTS AND EXPORTS (SPECIAL TRADE) BY COUNTRIES OF PRODUCTION AND CONSUMPTION AND BY GROUPS OF THE SITC-REV, II 1985

GROUP DESCRIPTION	DT * 100 KG	1 000 DM	1 000 \$	GROUP DESCRIPTION	DT * 100 KG	1 000 DM	1 000 \$
611 LEATHER	1 531	4 274	1 453	845 OUTERWEAR KNIT NONELASTC	1 251	18 743	6 467
612 LEATHER ETC MANUFACTURES	824	2 264	779	846 UNDERWEAR KNITTED	267	3 116	1 065
613 FUR SKINS TANNED, DRESSED	241	22 383	7 444	847 TXTL CLTHNG ACCESSRYS NES	1 080	7 481	2 564
621 MATERIALS OF RUBBER	6 016	4 159	1 439	848 HEADGEAR, NONTXL CLOTHNG	611	9 616	3 398
625 RUBBER TYRES, TUBES	22 800	17 700	6 023	851 FOOTWEAR	3 015	17 918	6 134
628 RUBBER ARTICLES NES	2 996	6 917	2 406	871 OPTICAL INSTRUMENTS	438	13 714	4 667
633 CORK MANUFACTURES	237	870	290	872 MEDICAL INSTRUMENTS NES	1 040	29 324	10 176
634 VENEERS, PLYWOOD, ETC	8 105	2 892	998	873 METERS & COUNTERS NES	188	2 809	958
635 WOOD MANUFACTURES NES	5 798	3 701	1 266	874 MEASURING, CONTROLLNG INSTR	3 874	62 723	21 618
641 PAPER AND PAPERBOARD	147 405	46 034	15 717	881 PHOTO APPAR & EQUIPT NES	2 123	25 616	8 773
642 ARTICLES OF PAPER ETC	5 056	8 660	2 991	882 PHOTO, CINEMA SUPPLIES	4 473	12 030	4 041
651 TEXTILE YARN AND THREAD	26 802	41 010	14 183	883 DEVELOPED CINEMA FILM	7	105	34
652 COTTON FABRICS, WOVEN	4 881	15 819	5 379	884 OPTICAL GOODS NES	418	25 618	8 838
653 WOVN MAN-MADE FIB FABRIC	15 305	38 144	13 178	885 WATCHES AND CLOCKS	3 953	21 397	7 453
654 OTH WOVEN TEXTILE FABRIC	2 356	11 935	4 052	892 PRINTED MATTER	10 056	18 193	6 216
655 KNIT ETC FABRICS	1 782	7 693	2 638	893 ARTICLES OF PLASTIC NES	32 285	46 518	15 997
656 LACE, RIBBONS, TULLE, ETC	612	4 162	1 435	894 TOYS, SPORTING GOODS, ETC	23 646	44 025	15 115
657 SPECIAL TEXTILE ETC PROD	15 572	21 032	7 175	895 OFFICE SUPPLIES NES	2 807	12 612	4 288
658 TEXTILE ARTICLES NES	2 590	7 405	2 570	896 WORKS OF ART ETC	73	4 916	1 604
659 FLOOR COVERINGS ETC	2 827	3 782	1 301	897 GOLD, SILVER WARE, JEWELRY	165	7 521	2 580
661 CEMENT ETC BUILDING PROD	14 528	3 132	1 046	898 MUSICAL INSTRUMENTS, PTS	9 421	45 031	15 333
662 CLAY, REFRACTORY BLDG PRD	229 486	27 010	9 288	899 OTHER MANUFACTURED GOODS	4 895	15 255	5 279
663 OTH NONMETAL MINERAL MFS	15 404	14 472	4 994	941 ZOO ANIMALS, PETS	5	545	194
664 GLASS	151 205	18 907	6 469	951 WAR FIREARMS, AMMUNITION	110	1 493	504
665 GLASSWARE	24 269	22 378	7 745	971 GOLD, NON MONETARY NES	365	12 435	4 283
666 POTTERY	7 065	17 316	6 006	972 GOLD COIN	96		35
667 PEARL, PREC., SEMI-P STONE		10 061	3 431				
671 PIG IRON ETC	62 333	8 965	3 036	GREENLAND			
672 IRON, STL PRIMARY FORMS	595 419	46 657	16 050				
673 IRON AND STEEL SHAPES	451 049	56 528	19 077	IMPORTS	697 840	48 449	17 461
674 IRN, STL UNIV. PLATE, SHEET	426 662	74 610	25 384				
675 IRON, STEEL HOOP, STRIP	66 074	19 573	6 856	034 FISH FRESH, CHILLED, FROZN	1 447	682	252
676 RAILWAY RAILS ETC IRN, STL	12 111	1 605	538	036 SHELL FISH FRESH, FROZEN	421	379	131
677 IRN, STL WIRE EXCL W ROD	39 851	10 552	3 616	037 FISH ETC PREPD PRSVD NES	112	159	53
678 IRON, STL TUBES, PIPES, ETC	451 688	93 526	31 807	278 OTHER CRUDE MINERALS	17 378	2 191	747
679 IRN, STL CASTINGS UNWORKE	2 706	1 562	513	287 BASE METAL ORES, CONC NES	678 348	44 594	16 122
681 SILVER, PLATINUM, ETC	90	6 108	2 001	792 AIRCRAFT		321	114
682 COPPER EXC CEMENT COPPER	25 401	21 311	7 227				
683 NICKEL	4 165	10 253	3 559	EXPORTS	733	1 467	482
684 ALUMINIUM	172 095	89 292	29 029				
685 LEAD	720	758	284	723 CIVIL ENGINEERG EQUIP ETC	60	108	36
686 ZINC	3 013	1 089	371	728 OTH MACHY FOR SPCL INDUS	28	109	43
687 TIN	800	2 321	894	792 AIRCRAFT	1	379	128
688 URANIUM, THORIUM, ALLOYS	21	293	94	843 WOMENS OUTERWEAR NONKNIT	7	118	33
689 NON-FER BASE METALS NES	11	155	51	851 FOOTWEAR	25	175	63
691 STRUCTURES AND PARTS NES	56 109	15 428	5 375				
692 METAL TANKS, BOXES, ETC	932	1 453	474	ST PIERRE			
693 WIRE PRODUCTS NON ELECTR	37 221	20 351	6 913				
694 STL, COPPR NAILS, NUTS, ETC	5 338	4 031	1 382	IMPORTS	2 757	1 341	433
695 TOOLS	10 510	37 880	13 022				
696 CUTLERY	1 942	15 882	5 451	034 FISH FRESH, CHILLED FROZN	2 743	1 318	426
697 BASE MTL HOUSEHOLD EQUIP	4 445	8 140	2 837				
699 OTHER METAL MANUFACTURES	45 902	57 626	19 882	EXPORTS	1 634	1 797	665
700 INDUSTRIAL PLANT, CHAP 84	768	1 961	658				
711 STEAM BOILERS & AUX PLNT	495	1 152	390	674 IRN, STL UNIV. PLATE, SHEET	785	122	40
712 STEAM ENGINES, TURBINES	57	506	185	695 TOOLS	2	98	35
713 INTRNL COMBUS PISTN ENGN	18 164	53 650	18 460	727 FOOD MACHRY NON-DOMESTIC	65	795	316
714 ENGINES & MOTORS NES	118	4 782	1 615	728 OTH MACHY FOR SPCL INDUS	31	163	65
716 ROTATING ELECTRIC PLANT	6 504	20 287	6 912	778 ELECTRICAL MACHINERY NES	60	141	51
718 OTH POWER GENERATG MACHY	3 197	5 467	1 869				
721 AGRIC MACHY, EXC TRACTORS	17 952	17 334	6 011	MEXICO			
722 TRACTORS NON-ROAD	5 380	9 084	3 121	IMPORTS	7 325 341	978 384	334 122
723 CIVIL ENGINEERG EQUIP ETC	100 956	106 203	36 984				
724 TEXTILE, LEATHER MACHRY	21 140	82 377	28 128	054 VEG ETC FRSH, SMLY PRSVD	12 569	7 820	2 497
725 PAPER ETC MILL MACHINERY	17 688	53 196	18 870	056 VEGTBLES ETC PRSVD, PREPD	4 228	2 228	747
726 PRINTG, BKBINDG MACHY, PTS	22 303	96 360	32 988	057 FRUIT NUTS, FRESH, DRIED	7 515	2 224	774
727 FOOD MACHRY NON-DOMESTIC	5 169	28 331	9 737	058 FRUIT PRESERVED, PREPARED	2 722	1 132	397
728 OTH MACHY FOR SPCL INDUS	50 238	154 073	53 412	061 SUGAR AND HONEY	186 134	42 007	14 373
736 MACHINE TOOLS FOR METAL	42 903	106 368	37 226	062 SUGAR PREPS NON-COCOA	627	338	112
737 METALWORKING MACHRY NES	16 737	14 329	4 885	071 COFFEE AND SUBSTITUTES	25 497	18 608	6 490
741 HEATING, COOLING EQUIPMNT	20 120	41 807	14 558	072 COCCA	4 202	6 712	2 197
742 PUMPS FOR LIQUIDS ETC	3 003	13 354	4 611	075 SPICES	1 801	983	346
743 PUMPS NES, CENTRIFUGES ETC	13 948	34 696	11 864	081 FEEDING STUFF FOR ANIMLS	13 225	580	198
744 MECHANICAL HANDLING EQU	50 142	69 323	24 603	112 ALCOHOLIC BEVERAGES	5 083	1 952	694
745 NONELEC MACHY, TOOLS NES	34 752	119 667	41 569	121 TOBACCO UNMNFCTRD REFUSE	15 330	20 658	7 001
749 NONELEC MACH PTS, ACC NES	51 708	133 699	45 862	212 FUR SKINS UNRESSED	10	139	45
751 OFFICE MACHINES	4 556	27 333	9 409	222 SEEDS FOR 'SOFT' FIXED OIL	5 997	1 686	565
752 AUTOMTIC DATA PROC EQUIP	2 060	34 056	12 064	233 RUBBER, SYNTHETIC, RECLAIMD	46 658	11 376	3 795
759 OFFICE & ADP MCH PTS, ACC	846	12 752	4 302	247 OTH WOOD ROUGH, SQUARED	780	147	53
761 TELEVISION RECEIVERS	161	592	214	248 WOOD SHAPED	934	1 270	483
762 RADIO BROADCAST RECEIVRS	44	1 035	354	251 PULP AND WASTE PAPER	1 089	285	106
763 SOUND RECORDRS, PHONOGRPH	1 637	6 015	2 073	263 COTTON	54 724	26 281	8 544
764 TELECOM EQPT, PTS, ACC NES	2 618	23 852	8 242	266 SYNTHETIC FIBRE TO SPIN	777	237	87
771 ELECTRIC POWER MACHY NES	3 399	10 062	3 408	278 OTHER CRUDE MINERALS	377 373	11 667	4 089
772 SWITCHGEAR ETC & PTS NES	7 237	49 013	16 781	287 BASE METAL ORES CONC NES	1 246 855	120 493	41 143
773 ELECTR DISTRIBUTING MACH	1 486	2 337	829	288 NONFER METAL SCRAP NES	1 891	1 657	552
774 ELECTRO-MEDCL, XRAY EQUIP	2 471	46 879	15 966	289 PREC METAL ORE, WASTE NES	176	19 581	6 551
775 HOUSEHOLD TYPE EQUIP NES	13 358	40 933	14 199	291 CRUDE ANIMAL MTRIALS NES	479	239	79
776 TRANSISTORS, VALVES, ETC	42	12 207	4 290	292 CRUDE VEG MATERIALS NES	10 774	13 673	4 547
778 ELECTRICAL MACHINERY NES	24 392	70 434	24 284	333 CRUDE PETROLEUM	4 654 191	242 646	84 891
781 PASS MOTOR VEH EXC BUSES	470 971	1 117 818	380 754	431 PROCESD ANML VEG OIL, ETC	1 778	1 439	479
782 LORRIES, SPCL MTR VEH NES	4 880	6 920	2 437	511 HYDROCARBONS NES, DERIVS	208 667	28 621	9 562
783 ROAD MOTOR VEHICLES NES	623	949	330	512 ALCOHOLS, PHENOLS, ETC	797	236	83
784 MOTOR VEHCL PTS, ACC NES	74 136	164 878	56 404	513 ORGANIC ACIDS ETC	4 352	1 119	358
785 MOTOR & OTHER CYCLES ETC	3 221	6 632	2 313	514 NITROGEN-FUNCTN COMPOUNDS	1 075	1 007	358
786 VEH NES NONMOTR, TRAILERS	4 755	3 845	1 343	515 ORG-INORG COMPOUNDS ETC	390	1 099	520
791 RAILWAY VEHICLES	1 886	3 983	7 419	516 OTHER ORGANIC CHEMICALS	292	895	292
792 AIRCRAFT	362	21 701	984	522 INORG ELEMNTS OXIDES ETC	22 786	2 568	855
793 SHIPS AND BOATS	1 131	3 039	3 470	531 SYNT DYE, NAT INDGO LAKES	215	393	123
812 PLUMBG, HEATNG, LGHTNG EQU	4 942	9 953	10 232	541 MEDICINAL ETC PRODUCTS	507	18 729	6 265
821 FURNITURE	32 909	29 436	798	551 ESSENTL OIL PERFUME, ETC	74	835	286
831 TRAVEL GOODS, HANDBAGS	358	2 303	2 351	583 PROD OF POLYMERIZING ETC	5 884	2 037	669
842 MENS OUTERWEAR NOT KNIT	369	6 889	18 812	584 CELLULOSE DERIVATIVES ETC	3 396	2 083	657
843 WOMENS OUTERWEAR NONKNIT	3 526	54 739	167	598 MISC CHEMICAL PRODS NES	54	224	78
844 UNDERWEAR NOT KNIT	25	482					

7 IMPORTS AND EXPORTS (SPECIAL TRADE) BY COUNTRIES OF PRODUCTION AND CONSUMPTION AND BY GROUPS OF THE SITC-REV. II 1985

GROUP DESCRIPTION	DT * 100 KG	1 000 DM	1 000 \$	GROUP DESCRIPTION	DT * 100 KG	1 000 DM	1 000 \$
612 LEATHER ETC MANUFACTURES	117	325	112	653 WOVN MAN-MADE FIB FABRIC	166	807	283
628 RUBBER ARTICLES NES	48	149	51	654 OTH WOVN TEXTILE FABRIC	21	174	58
651 TEXTILE YARN AND THREAD	12 797	7 060	2 426	655 LACE, RIBBONS, TULLE, ETC	12	103	33
652 COTTON FABRICS, WOVEN	434	415	161	657 SPECIAL TEXTILE ETC PROD	701	2 748	938
657 SPECIAL TEXTILE ETC PROD	14 376	2 902	923	661 CEMENT ETC BUILDING PROD	1 499	182	63
659 FLOOR COVERINGS ETC	956	374	116	662 CLAY, REFRACTORY BLDG PRD	12 143	2 535	893
664 GLASS	26 647	13 016	4 367	663 OTH NONMETAL MINERAL MFS	7 500	8 119	2 785
665 GLASSWARE	2 228	1 310	438	664 GLASS	1 685	1 673	557
666 POTTERY	287	554	179	665 GLASSWARE	886	1 441	493
667 PEARL, PREC., SEMI-P. STONE		121	46	666 POTTERY	120	313	112
672 IRON, STL PRIMARY FORMS	5 133	453	137	671 PIG IRON ETC	4 581	1 726	578
674 IRN, STL UNIV. PLATE, SHEET	34 994	2 835	887	672 IRON, STL PRIMARY FORMS	1 153 087	86 070	30 372
681 SILVER, PLATINUM, ETC	9	481	170	673 IRON AND STEEL SHAPES	61 271	13 674	4 751
682 COPPER EXC CEMENT COPPER	26 655	31 164	9 927	674 IRN, STL UNIV. PLATE, SHEET	736 549	84 301	28 636
684 ALUMINIUM	304	302	99	675 IRON, STEEL HOOP, STRIP	144 507	25 511	8 772
685 LEAD	10 005	1 033	411	676 RAILWAY RAILS ETC IRN, STL	43 768	5 529	2 087
689 NON-FER BASE METALS NES	65	273	88	677 IRN, STL WIRE EXCL W ROD	15 752	8 225	2 835
697 BASE MTL HOUSEHOLD EQUIP	74	175	59	678 IRON, STL TUBES, PIPES, ETC	61 551	16 984	5 735
699 OTHER METAL MANUFACTURES	4 106	1 361	473	679 IRN, STL CASTINGS UNWORKE	10 326	2 351	808
713 INTRNL COMBUS PISTN ENGN	91 167	109 523	37 815	681 SILVER, PLATINUM, ETC	2	1 580	519
714 ENGINES & MOTORS NES	44	663	256	682 COPPER EXC CEMENT COPPER	14 865	11 049	3 980
716 ROTATING ELECTRIC PLANT	1 384	2 874	976	683 NICKEL	1 633	5 349	1 780
724 TEXTILE, LEATHER MACHNRY	75	111	39	684 ALUMINIUM	7 270	6 011	2 051
737 METALWORKING MACHNRY NES	1 307	195	59	689 NON-FER BASE METALS NES	111	722	239
741 HEATING, COOLING EQUIPMNT	83	126	48	691 STRUCTURES AND PARTS NES	801	752	250
743 PUMPS NES, CENTRIFUGES ETC	39	190	64	692 METAL TANKS, BOXES, ETC	43	127	42
744 MECHANICAL HANDLING EQU	280	277	104	693 WIRE PRODUCTS NON ELECTR	2 603	1 838	593
749 NONELEC MACH PTS, ACC NES	200	637	206	694 STL, COPPR NAILS, NUTS, ETC	1 017	1 925	658
751 OFFICE MACHINES	848	3 232	1 137	695 TOOLS	5 317	15 872	5 471
752 AUTOMTIC DATA PROC EQUIP	258	4 918	1 785	696 CUTLERY	139	1 558	547
759 OFFICE & ADP MCH PTS, ACC	54	1 189	413	697 BASE MTL HOUSEHOLD EQUIP	57	109	41
771 ELECTRIC POWER MACHY NES	39	825	283	699 OTHER METAL MANUFACTURES	4 027	9 548	3 277
772 SWITCHGEAR ETC & PTS NES	378	3 780	1 278	700 INDUSTRIAL PLANT, CHAP 84	928	9 319	3 302
776 TRANSISTORS, VALVES, ETC	500	19 463	6 585	711 STEAM BOILERS & AUX PLNT	1 471	3 741	1 276
778 ELECTRICAL MACHINERY NES	333	1 310	439	712 STEAM ENGINES, TURBINES	320	11 338	4 010
781 PASS MOTOR VEH EXC BUSES	38 258	36 496	12 242	713 INTRNL COMBUS PISTN ENGN	5 567	13 000	4 453
784 MOTOR VEHCL PTS, ACC NES	107 483	64 393	21 800	714 ENGINES & MOTORS NES	85	523	186
842 MENS OUTERWEAR NOT KNIT	245	478	177	716 ROTATING ELECTRIC PLANT	757	2 602	929
848 HEADGEAR NONTXLT CLOTHNG	182	543	187	718 OTH POWER GENERATG MACHY	2 328	12 426	4 088
851 FOOTWEAR	583	3 022	1 077	721 AGRIC MACHY, EXC TRACTORS	21 283	36 554	13 476
874 MEASURNG, CONTROLNG INSTR	55	1 196	388	723 CIVIL ENGINEERG EQUIP ETC	12 451	19 211	6 743
881 PHOTO APPAR & EQUIPT NES	12	219	69	724 TEXTILE, LEATHER MACHNRY	45 523	131 209	45 541
882 PHOTO CINEMA SUPPLIES	113	503	174	725 PAPER ETC MILL MACHINERY	3 238	12 581	4 497
894 TOYS, SPORTING GOODS, ETC	1 984	2 140	719	726 PRINTG, BKBNDG MACHY, PTS	7 837	24 398	8 503
896 WORKS OF ART ETC		97	35	727 FOOD MACHRY NON-DOMESTIC	1 197	6 806	2 435
897 GOLD, SILVER WARE, JEWELRY	63	2 171	705	728 OTH MACHY FOR SPCL INDUS	25 603	82 026	28 994
898 MUSICAL INSTRUMENTS, PTS	43	213	73	736 MACHINE TOOLS FOR METAL	20 381	79 191	27 418
899 OTHER MANUFACTURED GOODS	263	508	183	737 METALWORKING MACHNRY NES	8 147	15 366	5 425
961 COIN NONGOLD NONCURRENT	44	5 409	1 969	741 HEATING, COOLING EQUIPMNT	13 449	19 630	6 827
972 GOLD COIN		5 122	1 869	742 PUMPS FOR LIQUIDS ETC	993	8 248	2 808
				743 PUMPS NES, CENTRIFUGES ETC	5 324	14 677	5 083
EXPORTS	3 702 073	2 382 636	816 820	744 MECHANICAL HANDLING EQU	4 090	12 177	4 206
				745 NONELEC MACHY, TOOLS NES	3 515	29 026	9 896
001 LIVE ANIMALS	122	371	135	749 NONELEC MACH PTS, ACC NES	32 361	47 788	16 249
061 SUGAR AND HONEY	4 499	411	148	751 OFFICE MACHINES	550	4 778	1 541
075 SPICES	235	177	57	752 AUTOMTIC DATA PROC EQUIP	561	8 243	2 830
081 FEEDING STUFF FOR ANIMLS	1 398	2 372	822	759 OFFICE & ADP MCH PTS, ACC	199	1 917	638
112 ALCOHOLIC BEVERAGES	2 342	814	272	763 SOUND RECORDRS, PHONOGRPH	16	335	111
233 RUBBER, SYNTHETIC, RECLAIMD	13 389	7 364	2 538	764 TELECOM EQPT, PTS, ACC NES	816	35 590	13 195
251 PULP AND WASTE PAPER	4 445	1 081	376	771 ELECTRIC POWER MACHY NES	637	2 767	959
266 SYNTHETIC FIBRE TO SPIN	1 733	1 195	422	772 SWITCHGEAR ETC & PTS NES	13 577	59 742	20 510
268 WOOL (EXC TOPS), ANML HAIR	325	212	75	773 ELECTR DISTRIBUTING MACH	2 859	4 990	1 749
269 WASTE OF TEXTILE FABRICS	63	100	39	774 ELECTRO-MEDCL, XRAY EQUIP	4 225	14 760	5 054
274 SULPHUR ETC	797	135	50	775 HOUSEHOLD TYPE EQUIP NES	109	1 465	502
278 OTHER CRUDE MINERALS	2 247	342	121	776 TRANSISTORS, VALVES, ETC	22	2 199	743
287 BASE METAL ORES, CONC NES	6 457	1 920	644	778 ELECTRICAL MACHINERY NES	6 936	23 422	8 010
291 CRUDE ANIMAL MTRIALS NES	227	558	196	781 PASS MOTOR VEH EXC BUSES	3 129	13 379	4 536
292 CRUDE VEG MATERIALS NES	3 786	5 162	1 722	782 LORRIES, SPCL MTR VEH NES	678	910	302
334 PETROLEUM PRODUCTS REFIN	852	716	248	784 MOTOR VEHCL PTS, ACC NES	725 758	763 336	257 631
335 RESIDUAL PETRLM PROD NES	6 547	1 698	573	786 VEH NES NONMOTR, TRAILERS	117	198	69
411 ANIMAL OILS AND FATS	800	574	213	791 RAILWAY VEHICLES	10 151	3 630	1 199
431 PROCESD ANML VEG OIL, ETC	888	396	138	792 AIRCRAFT	5	465	141
511 HYDROCARBONS NES, DERIVS	13 779	3 868	1 342	801 INDUSTRIAL PLANT, CHAP 90	53	2 609	901
512 ALCOHOLS, PHENOLS, ETC	26 361	11 383	3 841	812 PLUMBG, HEATNG, LGHTNG EQU	272	973	345
513 ORGANIC ACIDS ETC	19 911	13 460	4 598	821 FURNITURE	733	406	139
514 NITROGEN-FUNCTN COMPOUNDS	28 924	52 892	17 741	846 UNDERWEAR KNITD	2	136	46
515 ORG-INORG COMPOUNDS ETC	34 914	75 681	25 661	871 OPTICAL INSTRUMENTS	166	6 851	2 396
516 OTHER ORGANIC CHEMICALS	8 588	8 255	2 761	872 MEDICAL INSTRUMENTS NES	414	13 026	4 551
522 INORG ELEMNTS, OXIDES, ETC	28 664	10 606	3 656	873 METERS & COUNTERS NES	97	2 087	717
523 OTHR INORGANIC CHEMICALS	48 063	12 053	4 069	874 MEASURNG, CONTROLNG INSTR	1 742	34 564	12 101
524 RADIOACTIVE ETC MATERIAL	1	112	41	881 PHOTO APPAR & EQUIPT NES	630	9 585	3 529
531 SYNT DYE, NAT INDGO, LAKES	2 761	14 363	4 914	882 PHOTO CINEMA SUPPLIES	2 409	6 819	2 299
532 DYES NES, TANNING PRODS	96	770	259	884 OPTICAL GOODS NES	11	2 227	785
533 PIGMENTS, PAINTS ETC	1 622	3 096	1 059	885 WATCHES AND CLOCKS	153	2 097	707
541 MEDICINAL ETC PRODUCTS	10 999	47 843	16 221	892 PRINTED MATTER	1 337	2 291	792
551 ESSENTIAL OIL, PERFUME, ETC	120	1 192	403	893 ARTICLES OF PLASTIC NES	3 862	4 682	1 647
553 PERFUMERY, COSMETICS ETC	62	366	136	894 TOYS, SPORTING GOODS, ETC	1 528	2 588	892
554 SOAPS, CLEANING ETC PREPS	3 181	1 830	631	895 OFFICE SUPPLIES NES	612	5 683	1 945
562 FERTILIZERS MANUFACTURED	927	93	30	896 WORKS OF ART ETC	1	123	40
582 PROD OF CONDENSATION ETC	21 280	15 864	5 443	897 GOLD, SILVER WARE, JEWELRY	40	3 431	1 160
583 PROD OF POLYMERIZING ETC	19 614	9 728	3 251	898 MUSICAL INSTRUMENTS, PTS	702	3 339	1 166
584 CELLULOSE DERIVATIVES ETC	2 896	2 554	854	899 OTHER MANUFACTURED GOODS	102	2 383	808
585 PLASTIC MATERIALS NES	1 099	930	315	961 COIN NONGOLD, NONCURRENT	23 238	26 811	9 603
591 PESTICIDES, DISINFECTANTS	3 216	13 961	4 578	971 GOLD, NON MONETARY NES	1	196	68
592 STARCH, INULIN, GLUTEN ETC	13 706	6 369	2 806				
598 MISC CHEMICAL PRODS NES	26 169	22 566	7 759	BERMUDA			
605 INDUSTRIAL PLANT, CHAP 73	29	379	117				
607 INDUSTRIAL PLANT CHAP 82	54	3 028	1 082	IMPORTS	181 698	189 800	67 904
621 MATERIALS OF RUBBER	954	2 933	974				
626 RUBBER ARTICLES NES	739	2 019	694	054 VEG ETC FRSH, SIMPLY PRSVD	183	127	39
634 VENEERS, PLYWOOD, ETC	492	375	132	112 ALCOHOLIC BEVERAGES	124	116	37
635 WOOD MANUFACTURES NES	548	887	300	288 NONFER METAL SCRAP NES	304	232	81
641 PAPER AND PAPERBOARD	9 055	4 020	1 439	334 PETROLEUM PRODUCTS, REFIN	16 150	1 227	371
642 ARTICLES OF PAPER ETC	736	2 532	874	681 SILVER, PLATINUM, ETC		643	243
651 TEXTILE YARN AND THREAD	3 032	4 502	1 511	793 SHIPS AND BOATS	162 337	186 743	66 893

7 IMPORTS AND EXPORTS (SPECIAL TRADE) BY COUNTRIES OF PRODUCTION AND CONSUMPTION AND BY GROUPS OF THE SITC-REV. II 1985

GROUP DESCRIPTION	DT * 100 KG	1 000 DM	1 000 \$	GROUP DESCRIPTION	DT * 100 KG	1 000 DM	1 000 \$
874 MEASURING, CONTROLLING INSTR		110	35	677 IRN, STL WIRE EXCL W ROD	1 839	270	93
EXPORTS	33 107	20 754	7 256	678 IRON, STL TUBES, PIPES, ETC	4 115	427	135
022 MILK AND CREAM	1 077	181	60	684 ALUMINIUM	4 163	3 631	1 293
112 ALCOHOLIC BEVERAGES	17 479	2 942	985	692 METAL TANKS, BOXES, ETC	527	1 173	411
233 RUBBER, SYNTHETIC, RECLAIMED	7 162	1 818	700	693 WIRE PRODUCTS NON ELECTR	458	258	85
553 PERFUMERY, COSMETICS, ETC	124	118	41	694 STL, COPPER NAILS, NUTS, ETC	316	256	82
583 PROD OF POLYMERIZING ETC	836	1 805	672	695 TOOLS	1 023	1 885	647
665 GLASSWARE	162	325	110	696 CUTLERY	121	267	86
666 POTTERY	219	1 299	439	697 BASE MTL HOUSEHOLD EQUIP	338	473	162
696 CUTLERY	11	149	47	699 OTHER METAL MANUFACTURES	583	868	292
699 OTHER METAL MANUFACTURES	714	290	89	711 STEAM BOILERS & AUX PLNT	40	134	53
726 PRINTG, BKBINDG MACHY, PTS	94	804	288	713 INTRNL COMBUS PISTN ENGN	210	625	211
752 AUTOMATIC DATA PROC EQUIP	26	480	142	716 ROTATING ELECTRIC PLANT	395	1 313	457
759 OFFICE & ADP MCH PTS, ACC	17	317	104	718 OTH POWER GENERATG MACHY	26	318	105
781 PASS MOTOR VEH EXC BUSES	1 168	2 422	836	721 AGRIC MACHY, EXC TRACTORS	181	245	90
784 MOTOR VEHCL PTS, ACC NES	65	190	64	722 TRACTORS NON-ROAD	209	214	69
786 VEH NES NONMOTR, TRAILERS	1 846	2 283	904	723 CIVIL ENGINEER EQUIP ETC	1 177	1 443	463
821 FURNITURE	261	425	138	724 TEXTILE, LEATHER MACHNRY	920	4 394	1 503
843 WOMENS OUTERWEAR NONKNIT	6	223	77	725 PAPER ETC MILL MACHINERY	177	431	141
845 OUTERWEAR KNIT NONELASTC	2	134	42	726 PRINTG, BKBINDG MACHY, PTS	1 054	3 971	1 276
874 MEASURING, CONTROLLING INSTR	20	206	68	727 FOOD MACHRY NON-DOMESTIC	103	191	63
885 WATCHES AND CLOCKS	36	315	104	728 OTH MACHY FOR SPCL INDUS	697	2 540	880
893 ARTICLES OF PLASTIC NES	52	98	33	736 MACHINE TOOLS FOR METAL	50	304	102
894 TOYS, SPORTING GOODS, ETC	67	166	56	737 METALWORKING MACHNRY NES	20	121	40
897 GOLD, SILVER WARE JEWELRY		2 392	805	741 HEATING, COOLING EQUIPMNT	232	801	266
898 MUSICAL INSTRUMENTS, PTS	27	182	63	742 PUMPS FOR LIQUIDS ETC	16	119	40
GUATEMALA				743 PUMPS NES, CENTRIFUGES ETC	152	663	237
IMPORTS	227 210	136 894	45 899	744 MECHANICAL HANDLING EQU	1 041	1 483	472
057 FRUIT, NUTS, FRESH, DRIED	9 201	1 496	506	745 NONELEC MACHY, TOOLS NES	445	2 849	1 014
061 SUGAR AND HONEY	13 645	4 115	1 401	749 NONELEC MACH PTS, ACC NES	123	635	213
071 COFFEE AND SUBSTITUTES	91 739	78 193	26 587	751 OFFICE MACHINES	45	209	72
072 COCOA	431	308	96	752 AUTOMATIC DATA PROC EQUIP	1	133	41
075 SPICES	798	1 569	534	759 OFFICE & ADP MCH PTS, ACC	4	138	47
121 TOBACCO UNMNFCTRD, REFUSE	1 976	2 462	865	764 TELECOM EQPT, PTS, ACC NES	66	901	303
222 SEEDS FOR 'SOFT' FIXED OIL	33 914	10 725	3 622	771 ELECTRIC POWER MACHY NES	240	418	146
247 OTH WOOD ROUGH, SQUARED	2 629	414	136	772 SWITCHGEAR ETC & PTS NES	249	1 548	520
263 COTTON	61 644	26 231	8 314	773 ELECTR DISTRIBUTING MACH	622	375	121
268 NONFERR METAL SCRAP NES	420	128	45	774 ELECTRO-MEDCL, XRAY EQUIP	29	522	170
292 CRUDE VEG MATERIALS NES	9 575	8 539	2 833	778 ELECTRICAL MACHINERY NES	1 597	1 711	554
551 ESSENTL OIL, PERFUME, ETC	15	205	70	781 PASS MOTOR VEH EXC BUSES	7 461	21 027	7 241
651 TEXTILE YARN AND THREAD	189	159	50	782 LORRIES, SPCL MTR VEH NES	809	1 072	349
652 COTTON FABRICS, WOVEN	303	841	319	784 MOTOR VEHCL PTS, ACC NES	1 179	3 399	1 175
843 WOMENS OUTERWEAR NONKNIT	29	309	102	785 MOTOR & OTHER CYCLES ETC	33	98	32
941 ZOO ANIMALS, PETS	4	131	41	786 VEH NES NONMOTR, TRAILERS	638	586	188
EXPORTS	390 961	173 736	59 070	812 PLUMBING, HEATING, LIGHTNG EQU	65	636	217
046 WHEAT ETC MEAL OR FLOUR	5 000	287	111	821 FURNITURE	107	463	156
048 CEREAL ETC PREPARATIONS	6 024	443	134	871 OPTICAL INSTRUMENTS	6	295	92
061 SUGAR AND HONEY	2 665	339	116	872 MEDICAL INSTRUMENTS NES	29	416	141
075 SPICES	91	89	32	874 MEASURING, CONTROLLING INSTR	79	770	269
081 FEEDING STUFF FOR ANIMLS	2 492	604	204	882 PHOTO, CINEMA SUPPLIES	205	583	194
112 ALCOHOLIC BEVERAGES	273	119	43	884 OPTICAL GOODS NES	1	121	37
233 RUBBER, SYNTHETIC, RECLAIMED	3 155	1 317	452	892 PRINTED MATTER	98	174	55
266 SYNTHETIC FIBRE TO SPIN	332	181	62	893 ARTICLES OF PLASTIC NES	812	1 320	453
278 OTHER CRUDE MINERALS	815	233	78	894 TOYS, SPORTING GOODS, ETC	82	147	48
292 CRUDE VEG MATERIALS NES	163	270	92	895 OFFICE SUPPLIES NES	252	861	295
334 PETROLEUM PRODUCTS, REFIN	1 001	497	161	897 GOLD, SILVER WARE, JEWELRY	1	254	95
335 RESIDUAL PETRLM PROD NES	25 537	3 710	1 233	898 MUSICAL INSTRUMENTS, PTS	73	366	123
431 PROCESD ANML VEG OIL, ETC	908	268	96	899 OTHER MANUFACTURED GOODS	61	335	117
511 HYDROCARBONS NES, DERIVS	662	333	112	BELIZE			
512 ALCOHOLS, PHENOLS, ETC	3 026	812	267	IMPORTS	1 291	361	116
513 ORGANIC ACIDS, ETC	5 138	2 093	703	247 OTH WOOD ROUGH, SQUARED	1 278	251	78
514 NITROGEN-FUNCTN COMPOUNDS	2 087	3 214	1 067	EXPORTS	3 177	1 975	668
515 ORG-INORG COMPOUNDS ETC	3 790	13 498	4 563	022 MILK AND CREAM	541	90	33
516 OTHER ORGANIC CHEMICALS	1 141	2 227	760	112 ALCOHOLIC BEVERAGES	275	116	38
522 INORG ELEMNTS, OXIDES, ETC	8 356	2 258	772	591 PESTICIDES, DISINFECTANTS	124	321	115
523 OTHR INORGANIC CHEMICALS	18 837	2 005	673	678 IRON, STL TUBES, PIPES, ETC	376	159	54
531 SYNT DYE, NAT INDGO, LAKES	1 406	5 467	1 921	695 TOOLS	58	105	33
532 DYES NES, TANNING PRODS	3 495	711	249	722 TRACTORS NON-ROAD	128	124	42
533 PIGMENTS, PAINTS, ETC	1 873	1 816	625	728 OTH MACHY FOR SPCL INDUS	173	289	97
541 MEDICINAL ETC PRODUCTS	1 108	9 868	3 360	893 ARTICLES OF PLASTIC NES	326	123	45
551 ESSENTL OIL, PERFUME, ETC	156	905	317	HONDURAS			
553 PERFUMERY, COSMETICS, ETC	151	214	74	IMPORTS	1 657 652	226 391	76 099
554 SOAPS, CLEANING ETC PREPS	4 803	1 916	648	057 FRUIT NUTS, FRESH, DRIED	1 007 751	137 180	45 648
562 FERTILIZERS MANUFACTURED	167 406	7 896	2 634	058 FRUIT PRESERVED, PREPARED	5 482	1 468	503
582 PROD OF CONDENSATION ETC	2 595	1 693	574	071 COFFEE AND SUBSTITUTES	46 925	33 644	11 344
583 PROD OF POLYMERIZING ETC	6 044	3 602	1 246	072 COCOA	992	617	246
584 CELLULOSE DERIVATIVES ETC	728	658	223	121 TOBACCO UNMNFCTRD, REFUSE	439	953	316
585 PLASTIC MATERIALS NES	108	107	37	122 TOBACCO MFRS	26	310	106
591 PESTICIDES DISINFECTANTS	17 220	14 206	4 841	222 SEEDS FOR 'SOFT' FIXED OIL	2 292	741	260
592 STARCH, INULIN GLUTEN, ETC	382	355	115	247 OTH WOOD ROUGH, SQUARED	365	105	35
598 MISC CHEMICAL PRODS NES	3 602	3 821	1 316	248 WOOD SHAPED	7 988	1 092	383
611 LEATHER	349	89	31	287 BASE METAL ORES, CONC NES	376 711	29 627	10 219
621 MATERIALS OF RUBBER	180	270	91	292 CRUDE VEG MATERIALS NES	597	781	267
628 RUBBER ARTICLES NES	176	493	162	424 FIXED VEG OIL NONSOFT	61 044	10 977	3 738
635 WOOD MANUFACTURES NES	50	102	35	598 MISC CHEMICAL PRODS NES	26 280	3 347	1 136
641 PAPER AND PAPERBOARD	2 509	827	276	793 SHIPS AND BOATS	119 911	3 857	1 332
642 ARTICLES OF PAPER ETC	266	638	218	941 ZOO ANIMALS, PETS	4	174	60
651 TEXTILE YARN AND THREAD	2 198	2 222	781	EXPORTS	169 338	68 679	23 372
654 OTH WOVEN TEXTILE FABRIC	18	110	35	046 WHEAT ETC MEAL OR FLOUR	2 500	145	56
657 SPECIAL TEXTILE ETC PROD	238	551	189	075 SPICES	195	98	36
662 CLAY, REFRACTORY BLDG PRD	1 320	416	153	112 ALCOHOLIC BEVERAGES	296	100	36
663 OTH NONMETAL MINERAL MFS	2 297	931	319	233 RUBBER, SYNTHETIC, RECLAIMED	293	216	74
664 GLASS	3 196	286	100	278 OTHER CRUDE MINERALS	302	199	62
665 GLASSWARE	611	648	225	334 PETROLEUM PRODUCTS REFIN	951	407	136
666 POTTERY	329	324	114	335 RESIDUAL PETRLM PROD NES	6 978	1 234	403
673 IRON AND STEEL SHAPES	13 394	1 294	402				
674 IRN, STL UNIV, PLATE SHEET	18 216	2 701	941				
675 IRON, STEEL HOOP, STRIP	2 759	539	182				

7 IMPORTS AND EXPORTS (SPECIAL TRADE) BY COUNTRIES OF PRODUCTION AND CONSUMPTION AND BY GROUPS OF THE SITC-REV. 11 1985

GROUP DESCRIPTION	DT * 100 KG	1 000 DM	1 000 \$	GROUP DESCRIPTION	DT * 100 KG	1 000 DM	1 000 \$
431 PROCESD ANML VEG OIL, ETC	373	99	36	541 MEDICINAL ETC PRODUCTS	731	7 624	2 616
512 ALCOHOLS, PHENOLS, ETC	1 162	424	142	551 ESSENTL OIL, PERFUME, ETC	112	545	192
513 ORGANIC ACIDS, ETC	519	320	107	553 PERFUMERY COSMETICS ETC	196	226	76
514 NITROGEN-FUNCTN COMPOUNDS	408	272	91	554 SOAPS, CLEANING ETC PREPS	3 448	1 353	454
515 ORG-INORG COMPOUNDS ETC	169	161	55	562 FERTILIZERS, MANUFACTURED	140 886	2 538	823
516 OTHER ORGANIC CHEMICALS	1 389	233	73	582 PROD OF CONDENSATION ETC	4 713	1 536	523
522 INORG ELEMNTS, OXIDES, ETC	2 706	824	282	583 PROD OF POLYMERIZING ETC	13 116	3 815	1 305
523 OTHER INORGANIC CHEMICALS	9 468	843	285	584 CELLULOSE DERIVATIVES ETC	411	335	117
531 SYNT DYE, NAT INDGO LAKES	407	1 498	526	585 PLASTIC MATERIALS NES	21	140	45
532 DYES NES, TANNING PRODS	1 588	601	212	591 PESTICIDES, DISINFECTANTS	13 111	11 720	3 894
533 PIGMENTS, PAINTS, ETC	1 293	1 297	445	592 STARCH, INULIN, GLUTEN, ETC	256	144	51
541 MEDICINAL ETC PRODUCTS	1 270	8 111	2 715	598 MISC CHEMICAL PRODS NES	4 383	1 545	524
551 ESSENTL OIL, PERFUME ETC	366	967	334	621 MATERIALS OF RUBBER	111	106	38
553 PERFUMERY, COSMETICS, ETC	48	94	30	628 RUBBER ARTICLES NES	109	377	129
554 SOAPS, CLEANING ETC PREPS	1 144	709	248	635 WOOD MANUFACTURES NES	23	86	33
562 FERTILIZERS MANUFACTURED	86 618	2 706	954	641 PAPER AND PAPERBOARD	2 692	1 110	377
582 PROD OF CONDENSATION ETC	274	218	74	642 ARTICLES OF PAPER ETC	381	449	158
583 PROD OF POLYMERIZING ETC	6 532	2 114	699	651 TEXTILE YARN AND THREAD	732	1 013	339
584 CELLULOSE DERIVATIVES ETC	99	87	32	657 SPECIAL TEXTILE ETC PROD	72	127	47
591 PESTICIDES, DISINFECTANTS	6 362	5 709	1 933	661 CEMENT ETC BUILDING PROD	5 336	164	57
592 STARCH, INULIN, GLUTEN, ETC	126	114	39	663 OTH NONMETAL MINERAL MFS	481	403	139
598 MISC CHEMICAL PRODS NES	2 872	2 015	678	664 GLASS	644	117	38
625 RUBBER TYPES, TUBES	988	267	100	673 IRON AND STEEL SHAPES	3 946	530	185
628 RUBBER ARTICLES NES	87	208	72	674 IRN STL UNIV. PLATE, SHEET	1 705	330	104
641 PAPER AND PAPERBOARD	522	175	61	675 IRON, STEEL HOOP, STRIP	2 742	296	109
642 ARTICLES OF PAPER ETC	112	187	58	677 IRN, STL WIRE EXCL W ROD	2 866	449	159
651 TEXTILE YARN AND THREAD	40	133	46	678 IRON, STL TUBES, PIPES, ETC	618	112	39
657 SPECIAL TEXTILE ETC PROD	122	173	61	684 ALUMINIUM	2 889	2 973	1 009
661 CEMENT ETC BUILDING PROD	5 689	166	56	692 METAL TANKS, BOXES, ETC	192	310	109
662 CLAY, REFRACTORY BLDG PRD	2 103	292	94	693 WIRE PRODUCTS NON ELECTR	134	92	32
663 OTH NONMETAL MINERAL MFS	536	352	118	694 STL, COPPR NAILS, NUTS, ETC	231	200	70
673 IRON AND STEEL SHAPES	2 047	299	104	695 TOOLS	646	1 110	385
674 IRN, STL UNIV. PLATE, SHEET	1 140	146	45	696 CUTLERY	56	201	68
677 IRN STL WIRE EXCL W ROD	4 655	689	231	697 BASE MTL HOUSEHOLD EQUIP	51	102	35
678 IRON, STL TUBES, PIPES, ETC	938	99	32	699 OTHER METAL MANUFACTURES	333	604	201
684 ALUMINIUM	390	323	115	713 INTRNL COMBUS PISTN ENGN	1 829	1 137	400
687 TIN	60	207	70	716 ROTATING ELECTRIC PLANT	43	92	31
693 WIPE PRODUCTS NON ELECTR	699	326	106	721 AGRIC MACHY, EXC TRACTORS	199	443	164
694 STL, COPPR NAILS, NUTS, ETC	197	161	52	722 TRACTORS NON-ROAD	360	370	116
695 TOOLS	365	734	259	724 TEXTILE, LEATHER MACHNRY	439	1 965	641
696 CUTLERY	53	253	89	725 PAPER ETC MILL MACHINERY	91	155	54
697 BASE MTL HOUSEHOLD EQUIP	85	117	42	726 PRINTG, BKBINDG MACHY, PTS	818	2 968	1 011
699 OTHER METAL MANUFACTURES	257	414	143	727 FOOD MACHRY NON-DOMESTIC	91	259	80
713 INTRNL COMBUS PISTN ENGN	107	375	128	728 OTH MACHY FOR SPCL INDUS	289	1 736	580
716 ROTATING ELECTRIC PLANT	184	892	298	736 MACHINE TOOLS FOR METAL	168	588	195
722 TRACTORS NON-ROAD	1 409	1 599	558	741 HEATING, COOLING EQUIPMNT	59	320	103
723 CIVIL ENGINEER EQUIP ETC	865	520	174	742 PUMPS FOR LIQUIDS ETC	35	187	60
724 TEXTILE, LEATHER MACHNRY	82	515	178	743 PUMPS NES CENTRIFUGES ETC	54	495	159
725 PAPER ETC MILL MACHINERY	93	371	129	745 NONELEC MACHY, TOOLS NES	397	2 516	899
726 PRINTG, BKBINDG MACHY, PTS	420	2 113	714	749 NONELEC MACH PTS ACC NES	127	872	307
727 FOOD MACHRY NON-DOMESTIC	1 210	2 726	900	751 OFFICE MACHINES	51	294	104
728 OTH MACHY FOR SPCL INDUS	308	1 735	570	752 AUTOMTIC DATA PROC EQUIP	15	255	88
736 MACHINE TOOLS FOR METAL	93	333	105	764 TELECOM EQPT, PTS, ACC NES	133	3 675	1 243
741 HEATING, COOLING EQUIPMNT	87	455	155	771 ELECTRIC POWER MACHY NES	78	140	49
743 PUMPS NES, CENTRIFUGES ETC	67	183	65	772 SWITCHGEAR ETC & PTS NES	183	1 467	494
745 NONELEC MACHY, TOOLS NES	38	671	234	773 ELECTR DISTRIBUTING MACH	97	142	50
749 NONELEC MACH PTS ACC NES	62	455	154	774 ELECTRO-MEDCL, XRAY EQUIP	33	1 886	588
752 AUTOMTIC DATA PROC EQUIP	77	2 474	848	776 TRANSISTORS, VALVES, ETC	2	113	38
755 OFFICE & ADP MCH PTS, ACC	34	538	183	778 ELECTRICAL MACHINERY NES	121	699	232
764 TELECOM EQPT, PTS ACC NES	8	462	145	781 PASS MOTOR VEH EXC BUSES	2 531	6 721	2 287
772 SWITCHGEAR ETC & PTS NES	27	347	120	784 MOTOR VEHCL PTS, ACC NES	806	2 435	834
776 TRANSISTORS, VALVES, ETC	1	101	32	786 VEH NES NONMOTR, TRAILERS	98	186	61
778 ELECTRICAL MACHINERY NES	511	414	145	812 PLUMB, HEATNG, LGHTNG EQU	13	229	69
781 PASS MOTOR VEH EXC BUSES	1 912	6 391	2 213	821 FURNITURE	117	804	247
782 LORRIES SPCL MTR VEH NES	410	546	176	871 OPTICAL INSTRUMENTS	4	205	65
784 MOTOR VEHCL PTS, ACC NES	431	1 880	653	872 MEDICAL INSTRUMENTS NES	46	918	319
872 MEDICAL INSTRUMENTS NES	61	232	75	874 MEASURING, CONTROLNG INSTR	57	633	209
874 MEASURING, CONTROLNG INSTR	73	385	132	882 PHOTO, CINEMA SUPPLIES	489	1 052	357
882 PHOTO, CINEMA SUPPLIES	240	514	177	884 OPTICAL GOODS NES	240	77	27
893 ARTICLES OF PLASTIC NES	135	320	108	885 WATCHES AND CLOCKS	3	83	30
895 OFFICE SUPPLIES NES	335	910	316	892 PRINTED MATTER	49	128	41
897 GOLD, SILVER WARE, JEWELRY	1	556	204	893 ARTICLES OF PLASTIC NES	142	309	104
				894 TOYS, SPORTING GOODS, ETC	58	115	36
				895 OFFICE SUPPLIES NES	78	747	264
				897 GOLD, SILVER WARE, JEWELRY	152	54	19
				899 OTHER MANUFACTURED GOODS	20	116	42
EL SALVADOR							
IMPORTS	390 091	320 264	109 304				
058 FRUIT PRESERVED, PREPARED	1 985	907	344	NICARAGUA			
061 SUGAR AND HONEY	11 013	2 553	861				
071 COFFEE AND SUBSTITUTES	319 858	291 563	99 695	IMPORTS	236 886	98 082	33 965
222 SEEDS FOR SOFT-FIXED OIL	11 241	3 075	996				
263 COTTON	29 631	7 374	2 426	057 FRUIT NUTS FRESH, DRIED	113 441	13 248	4 679
292 CRUDE VEG MATERIALS NES	190	546	188	071 COFFEE AND SUBSTITUTES	73 238	66 638	23 162
512 ALCOHOLS, PHENOLS ETC	985	315	111	121 TOBACCO UNMNFCTD REFUSE	128	462	151
651 TEXTILE YARN AND THREAD	14 742	11 608	3 918	222 SEEDS FOR SOFT-FIXED OIL	10 388	3 057	1 009
776 TRANSISTORS VALVES ETC	65	1 609	529	247 OTH WOOD ROUGH, SQUARED	675	86	32
				263 COTTON	34 379	13 785	4 661
EXPORTS	272 977	100 956	34 417	288 NONFERR METAL SCRAP NES	1 566	205	72
				598 MISC CHEMICAL PRODS NES	1 275	272	86
112 ALCOHOLIC BEVERAGES	286	136	40	EXPORTS	63 109	44 711	15 570
233 RUBBER SYNTHETIC, RECLAIMD	391	255	86				
292 CRUDE VEG MATERIALS NES	89	208	71	046 WHEAT ETC, MEAL OR FLOUR	10 000	575	222
335 RESIDUAL PETRLM PROD NES	11 674	1 644	552	048 CEREAL ETC PREPARATIONS	2 000	228	69
431 PROCESD ANML VEG OIL, ETC	433	139	47	061 SUGAR AND HONEY	1 142	97	36
511 HYDROCARBONS NES DERIVS	3 283	727	239	334 PETROLEUM PRODUCTS, REFIN	743	182	60
512 ALCOHOLS, PHENOLS ETC	2 129	657	569	335 RESIDUAL PETRLM PROD NES	5 539	920	296
513 ORGANIC ACIDS, ETC	1 678	686	616	431 PROCESD ANML VEG OIL ETC	1 024	434	150
514 NITROGEN-FUNCTN COMPOUNDS	1 009	1 851	1 210	513 ORGANIC ACIDS, ETC	343	252	94
515 ORG-INORG COMPOUNDS ETC	1 083	3 562	446	514 NITROGEN-FUNCTN COMPOUNDS	1 550	5 084	1 753
516 OTHER ORGANIC CHEMICALS	341	1 327	389	515 ORG-INORG COMPOUNDS ETC	169	229	286
522 INORG ELEMNTS, OXIDES, ETC	7 691	1 140	399	516 OTHER ORGANIC CHEMICALS	84	116	41
523 OTHER INORGANIC CHEMICALS	15 331	1 200	703	522 INORG ELEMNTS, OXIDES ETC	1 020	245	89
531 SYNT DYE, NAT INDGO LAKES	399	2 112	156	523 OTHER INORGANIC CHEMICALS	590	223	75
532 DYES NES, TANNING PRODS	2 411	464	438	531 SYNT DYE NAT INDGO LAKES	72	155	53
533 PIGMENTS, PAINTS, ETC	1 084	1 277					

7 IMPORTS AND EXPORTS (SPECIAL TRADE) BY COUNTRIES OF PRODUCTION AND CONSUMPTION AND BY GROUPS OF THE SITC-REV. II 1985

GROUP DESCRIPTION	DT = 100 KG	1 000 DM	1 000 \$	GROUP DESCRIPTION	DT = 100 KG	1 000 DM	1 000 \$
532 DYES NES, TANNING PRODS	2 765	464	156	641 PAPER AND PAPERBOARD	3 158	1 713	586
533 PIGMENTS, PAINTS, ETC	374	289	103	642 ARTICLES OF PAPER ETC	206	298	105
541 MEDICINAL ETC PRODUCTS	267	2 131	712	651 TEXTILE YARN AND THREAD	567	1 183	403
554 SOAPS, CLEANING ETC PREPS	1 168	635	219	654 OTH WOVEN TEXTILE FABRIC	49	130	38
562 FERTILIZERS MANUFACTURED	1 014	440	133	656 LACE, RIBBONS, TULLE, ETC	25	103	37
582 PROD OF CONDENSATION ETC	710	484	170	657 SPECIAL TEXTILE ETC PROD	222	243	84
583 PROD OF POLYMERIZING ETC	704	622	216	662 CLAY, REFRACTORY BLDG PRD	2 149	275	91
591 PESTICIDES, DISINFECTANTS	4 281	7 063	2 620	663 OTH NONMETAL MINERAL MFS	1 675	1 133	391
598 MISC CHEMICAL PRODS NES	4 402	1 939	692	664 GLASS	282	113	37
641 PAPER AND PAPERBOARD	489	127	43	665 GLASSWARE	325	432	152
642 ARTICLES OF PAPER ETC	246	165	55	673 IRON AND STEEL SHAPES	1 363	174	56
657 SPECIAL TEXTILE ETC PROD	81	110	42	674 IRN, STL UNIV PLATE, SHEET	48 040	8 846	3 031
663 OTH NONMETAL MINERAL MFS	6 321	938	324	675 IRON, STEEL HOOP, STRIP	575	245	78
665 GLASSWARE	97	192	66	677 IRN, STL WIRE EXCL W ROD	2 774	508	173
673 IRON AND STEEL SHAPES	2 950	284	101	678 IRON, STL TUBES, PIPES, ETC	15 059	2 796	1 107
674 IRN, STL UNIV, PLATE, SHEET	1 627	160	52	682 COPPER EXC CEMENT COPPER	160	182	60
675 IRON, STEEL HOOP, STRIP	1 386	212	78	684 ALUMINIUM	218	359	122
677 IRN, STL WIRE EXCL W ROD	610	149	49	692 METAL TANKS, BOXES, ETC	323	447	173
678 IRON, STL TUBES, PIPES, ETC	1 908	466	170	693 WIRE PRODUCTS NON ELECTR	1 124	470	170
684 ALUMINIUM	287	314	107	694 STL, COPPR NAILS, NUTS, ETC	683	604	211
685 LEAD	96	190	63	695 TOOLS	1 924	4 015	1 395
694 STL, COPPR NAILS, NUTS, ETC	93	103	35	696 CUTLERY	101	315	111
695 TOOLS	95	390	140	697 BASE MT., HOUSEHOLD EQUIP	250	261	87
699 OTHER METAL MANUFACTURES	113	121	40	698 OTHER METAL MANUFACTURES	1 036	1 096	374
716 ROTATING ELECTRIC PLANT	46	125	41	700 INDUSTRIAL PLANT, CHAP 84	267	728	281
723 CIVIL ENGINEERG EQUIP ETC	317	51C	162	713 INTRNL COMBUS PISTN ENGN	234	1 089	379
724 TEXTILE, LEATHER MACHNRY	64	908	330	716 ROTATING ELECTRIC PLANT	209	350	119
725 PAPER ETC MILL MACHINERY	1 193	208	71	721 AGRIC MACHY EXC TRACTOPS	87	182	60
726 PRINTG, BKBINDG MACHY, PTS	189	905	302	722 TRACTORS NON-ROAD	582	603	208
727 FOOD MACHRY NON-DOMESTIC	34	164	61	723 CIVIL ENGINEERG EQUIP ETC	172	178	62
728 OTH MACHY FOR SPCL INDUS	1 539	2 055	659	724 TEXTILE, LEATHER MACHNRY	960	2 899	977
737 METALWORKING MACHNRY NES	50	108	38	725 PAPER ETC MILL MACHINERY	198	448	160
741 HEATING COOLING EQUIPMNT	45	408	138	726 PRINTG, BKBINDG MACHY, PTS	844	2 180	745
742 PUMPS FOR LIQUIDS ETC	22	246	88	727 FOOD MACHRY NON-DOMESTIC	218	1 328	442
743 PUMPS NES, CENTRIFUGES ETC	95	657	246	728 OTH MACHY FOR SPCL INDUS	1 431	4 466	1 587
745 NONELEC MACHY, TOOLS NES	14	263	100	736 MACHINE TOOLS FOR METAL	563	2 180	774
749 NONELEC MACH PTS, ACC NES	110	348	123	737 METALWORKING MACHNRY NES	17	117	40
752 AUTOMTIC DATA PROC EQUIP	5	578	195	741 HEATING, COOLING EQUIPMNT	673	2 153	729
764 TELECOM EQPT, PTS, ACC NES	56	664	227	742 PUMPS FOR LIQUIDS ETC	52	283	90
771 ELECTRIC POWER MACHY NES	408	764	268	743 PUMPS NES, CENTRIFUGES ETC	1 342	1 794	602
772 SWITCHGEAR ETC & PTS NES	99	752	267	744 MECHANICAL HANDLING EQU	94	250	86
773 ELECTR DISTRIBUTING MACH	447	256	91	745 NONELEC MACHY, TOOLS NES	390	2 421	814
774 ELECTRO-MEDCL, XRAY EQUIP	7	109	37	749 NONELEC MACH PTS ACC NES	188	716	244
781 PASS MOTOR VEH EXC BUSES	128	335	120	751 OFFICE MACHINES	70	378	130
784 MOTOR VEHCL PTS, ACC NES	79	400	142	752 AUTOMTIC DATA PROC EQUIP	65	1 489	488
872 MEDICAL INSTRUMENTS NES	74	712	240	759 OFFICE & ADP MCH PTS, ACC	26	1 839	599
874 MEASURNG, CONTROLNG INSTR	79	2 189	741	764 TELECOM EQPT PTS, ACC NES	188	2 477	836
892 PRINTED MATTER	114	328	106	771 ELECTRIC POWER MACHY NES	239	376	130
961 COIN NONGOLD, NONCURRENT	1 792	1 367	465	772 SWITCHGEAR ETC & PTS NES	280	1 907	641
COSTA RICA							
IMPORTS	1 233 791	245 097	83 251	773 ELECTR DISTRIBUTING MACH	597	512	171
057 FRUIT, NUTS, FRESH, DRIED	1 108 080	137 802	46 804	774 ELECTRO-MEDCL, XRAY EQUIP	40	1 736	623
058 FRUIT PRESERVED PREPARED	3 284	970	325	775 HOUSEHOLD TYPE EQUIP NES	582	622	218
061 SUGAR AND HONEY	1 384	360	120	778 ELECTRICAL MACHINERY NES	378	1 526	515
071 COFFEE AND SUBSTITUTES	98 395	84 139	28 621	781 PASS MOTOR VEH EXC BUSES	3 800	11 744	3 999
072 COCOA	2 014	1 463	510	782 LORRIES, SPCL MTR VEH NES	304	423	138
245 FUEL WOOD NES, CHARCOAL	6 769	213	65	783 ROAD MOTOR VEHICLES NES	250	247	87
288 NONFERR METAL SCRAP NES	361	104	37	784 MOTOR VEHCL PTS, ACC NES	865	3 893	1 340
292 CRUDE VEG MATERIALS NES	10 982	12 665	4 281	785 MOTOR & OTHER CYCLES ETC	14	132	45
611 LEATHER	308	927	290	791 RAILWAY VEHICLES	13	295	103
764 TELECOM EQPT, PTS, ACC NES	59	650	225	821 FURNITURE	65	185	69
772 SWITCHGEAR ETC & PTS NES	358	2 970	989	846 UNDERWEAR KNITTED	10	103	39
847 TXTL CLTHNG ACCESSRYS NES	875	2 109	746	848 HEADGEAR, NONTXTL CLOTHNG	34	143	46
EXPORTS	278 750	145 208	49 630	872 MEDICAL INSTRUMENTS NES	80	1 044	358
048 CEREAL ETC PREPARATIONS	25 730	2 065	678	873 METERS & COUNTERS NES	9	167	55
054 VEG ETC FRSH, SPLY PRSVD	235	401	131	874 MEASURNG, CONTROLNG INSTR	135	1 083	366
081 FEEDING STUFF FOR ANIMLS	1 325	492	167	881 PHOTO APPAR & EQUIPT NES	132	1 537	554
112 ALCOHOLIC BEVERAGES	438	284	98	882 PHOTO, CINEMA SUPPLIES	626	1 580	560
233 RUBBER, SYNTHETIC, RECLAIMD	758	428	139	884 OPTICAL GOODS NES	103	34	12
266 SYNTHETIC FIBRE TO SPIN	202	110	38	892 PRINTED MATTER	94	170	58
278 OTHER CRUDE MINERALS	2 870	146	47	893 ARTICLES OF PLASTIC NES	206	437	151
292 CRUDE VEG MATERIALS NES	195	255	81	894 TOYS, SPORTING GOODS, ETC	84	191	67
334 PETROLEUM PRODUCTS, REFIN	1 199	378	126	895 OFFICE SUPPLIES NES	281	968	342
335 RESIDUAL PETRLM PROD NES	7 654	1 202	418	898 MUSICAL INSTRUMENTS, PTS	16	143	46
423 FIXED VEG OILS, SOFT	2 699	626	229	899 OTHER MANUFACTURED GOODS	92	471	170
431 PROCESD ANML VEG OIL, ETC	565	215	69	951 WAR FIREARMS, AMMUNITION	26	239	86
511 HYDROCARBONS NES DERIVS	185	94	32	961 COIN NONGOLD NONCURRENT	456	886	353
512 ALCOHOLS, PHENOLS, ETC	2 669	976	332	PANAMA			
513 ORGANIC ACIDS, ETC	7 898	1 767	577	IMPORTS	2 755 411	284 316	96 181
514 NITROGEN-FUNCTN COMPOUNDS	607	691	220	057 FRUIT NUTS FRESH, DRIED	1 810 167	241 998	81 929
515 ORG-INORG COMPOUNDS ETC	2 645	9 269	308	058 FRUIT PRESERVED PREPARED	20 713	4 814	1 588
516 OTHER ORGANIC CHEMICALS	4 490	286	94	061 SUGAR AND HONEY	686	145	56
522 INORG ELEMNTS, OXIDES ETC	7 933	1 559	530	071 COFFEE AND SUBSTITUTES	2 705	1 789	610
523 OTHR INORGANIC CHEMICALS	14 404	1 734	569	248 WOOD SHAPED	415	250	100
531 SYNT DYE, NAT INDOGO, LAKES	352	1 389	473	282 IRON AND STEEL SCRAP	6 084	148	45
532 DYES NES TANNING PRODS	5 119	1 434	472	411 ANIMAL OILS AND FATS	17 923	1 456	517
533 PIGMENTS PAINTS ETC	2 262	2 341	809	516 OTHER ORGANIC CHEMICALS	5	212	65
541 MEDICINAL ETC PRODUCTS	1 039	4 197	1 420	541 MEDICINAL ETC PRODUCTS	207	497	181
551 ESSENTL OIL, PERFUME ETC	353	1 778	615	634 VENEERS PLYWOOD ETC	1 022	252	83
554 SOAPS, CLEANING ETC PREPS	2 824	1 261	421	642 ARTICLES OF PAPER ETC	221	136	48
562 FERTILIZERS MANUFACTURED	36 181	1 296	415	667 PEARL PREC- SEMI-P STONE	624	195	72
582 PROD OF CONDENSATION ETC	16 072	3 346	1 134	749 NONELEC MACH PTS ACC NES	5	122	40
583 PROD OF POLYMERIZING ETC	11 418	3 494	1 160	771 ELECTRIC POWER MACHY NES	620	823	250
584 CELLULOSE DERIVATIVES ETC	325	332	115	793 SHIPS AND BOATS	893 171	28 526	9 580
591 PESTICIDES, DISINFECTANTS	7 321	6 919	2 320	874 MEASURNG CONTROLNG INSTR	5	407	131
592 STARCH, INULIN, GLUTEN, ETC	305	277	94	896 WORKS OF ART ETC	2	352	117
596 MISC CHEMICAL PRODS NES	4 250	2 167	729	898 MUSICAL INSTRUMENTS, PTS	127	350	135
621 MATERIALS OF RUBBER	170	181	62	EXPORTS	457 687	250 351	82 676
625 RUBBER TYRES, TUBES	168	156	54	048 CEREAL ETC PREPARATIONS	26 471	2 123	735
628 RUBBER ARTICLES NES	217	682	233	054 VEG ETC FRSH, SPLY PRSVD	2 600	542	181
				081 FEEDING STUFF FOR ANIMLS	605	98	34

7 IMPORTS AND EXPORTS (SPECIAL TRADE) BY COUNTRIES OF PRODUCTION AND CONSUMPTION AND BY GROUPS OF THE SITC-REV. II 1985

GROUP DESCRIPTION	DT * 100 KG	1 000 DM	1 000 \$	GROUP DESCRIPTION	DT * 100 KG	1 000 DM	1 000 \$
112 ALCOHOLIC BEVERAGES	2 278	519	179	CUBA			
292 CRUDE VEG MATERIALS NES	114	169	57				
334 PETROLEUM PRODUCTS, REFIN	610	291	96	IMPORTS	499 698	61 397	20 252
424 FIXED VEG OIL NONSOFT	412	126	41				
512 ALCOHOLS, PHENOLS, ETC	711	207	64	034 FISH FRESH, CHILLED, FROZN	219	85	32
513 ORGANIC ACIDS, ETC	811	327	106	036 SHELL FISH FRESH, FROZEN	243	992	349
514 NITROGEN-FUNCTN COMPOUNDS	317	955	322	054 VEG ETC FRSH, SPLY PRSD	679	119	38
515 DRG-INDRG COMPOUNDS ETC	341	1 181	380	057 FRUIT, NUTS, FRESH, DRIED	1 813	400	135
516 OTHER ORGANIC CHEMICALS	203	202	66	061 SUGAR AND HONEY	38 595	7 116	2 468
522 INORG ELEMNTS, OXIDES, ETC	1 266	367	124	071 COFFEE AND SUBSTITUTES	435	411	143
523 OTHR INORGANIC CHEMICALS	6 820	765	268	072 COCOA	1 679	2 427	830
531 SYNT DYE, NAT INDGO, LAKES	1 088	2 389	798	121 TOBACCO UNMNFCTRD, REFUSE	10 275	4 896	1 687
532 DYES NES, TANNING PRODS	4 631	902	311	122 TOBACCO MFRS	90	2 978	1 036
533 PIGMENTS, PAINTS, ETC	1 716	1 679	571	287 BASE METAL ORES, CONC NES	34 510	1 133	344
541 MEDICINAL ETC PRODUCTS	2 466	35 330	12 118	288 NONFERR METAL SCRAP NES	1 768	220	76
551 ESSENTL OIL, PERFUME, ETC	53	154	50	291 CRUDE ANIMAL MTRIALS NES	4 826	491	166
553 PERFUMERY, COSMETICS, ETC	537	1 362	453	334 PETROLEUM PRODUCTS, REFIN	390 049	31 060	9 820
564 SOAPS, CLEANING ETC PREPS	1 117	465	149	512 ALCOHOLS, PHENOLS, ETC	2 192	535	166
562 FERTILIZERS MANUFACTURED	40 468	1 369	455	641 PAPER AND PAPERBOARD	760	120	44
562 PROD OF CONDENSATION ETC	629	503	175	657 SPECIAL TEXTILE ETC PROD	6 616	1 249	428
583 PROD OF POLYMERIZING ETC	10 425	2 592	879	882 PHOTO, CINEMA SUPPLIES	52	259	93
591 PESTICIDES, DISINFECTANTS	3 950	2 702	884	896 WORKS OF ART ETC	13	3 168	1 134
592 STARCH, INULIN GLUTEN, ETC	314	170	60	961 COIN NONGOLD NONCURRENT	4	370	135
598 MISC CHEMICAL PRODS NES	1 050	1 289	440				
612 LEATHER ETC MANUFACTURES	124	229	75	EXPORTS	1 323 682	310 554	105 225
625 RUBBER TYRES, TUBES	686	225	78				
628 RUBBER ARTICLES NES	34	128	41	022 MILK AND CREAM	20 750	4 791	1 889
634 VENEERS, PLYWOOD, ETC	2 192	195	70	023 BUTTER	2 100	1 115	430
641 PAPER AND PAPERBOARD	1 490	586	201	046 WHEAT ETC MEAL OR FLOUR	699 864	41 266	14 602
642 ARTICLES OF PAPER ETC	282	618	217	054 VEG ETC FRSH, SPLY PRSD	500	296	118
651 TEXTILE YARN AND THREAD	149	205	70	081 FEEDING STUFF FOR ANIMLS	8 337	1 151	400
652 COTTON FABRICS WOVEN	33	190	66	112 ALCOHOLIC BEVERAGES	527	88	32
657 SPECIAL TEXTILE ETC PROD	185	353	119	121 TOBACCO UNMNFCTRD, REFUSE	1 991	390	150
662 CLAY, REFRACTORY BLOD PRD	4 024	1 027	364	233 RUBBER, SYNTHETIC, RECLAIMD	539	238	76
663 OTH NONMETAL MINERAL MFS	153	178	58	278 OTHER CRUDE MINERALS	1 429	135	44
665 GLASSWARE	426	454	153	292 CRUDE VEG MATERIALS NES	1 214	1 621	512
666 POTTERY	124	383	130	322 COAL, LIGNITE, PEAT	2 534	137	48
667 PEARL PREC., SEMI-P STONE		13 054	4 456	334 PETROLEUM PRODUCTS, REFIN	84 325	10 141	3 555
674 IRN, STL UNIV, PLATE, SHEET	14 675	2 963	1 018	335 RESIDUAL PETRLM PROD NES	4 576	787	282
684 ALUMINIUM	511	581	194	431 PROCESD ANML VEG OIL, ETC	2 693	711	227
685 LEAD	348	215	71	511 HYDROCARBONS NES, DERIVS	6 506	1 508	481
693 WIRE PRODUCTS NON ELECTR	1 596	636	219	512 ALCOHOLS, PHENOLS, ETC	5 487	1 337	448
694 STL, COPPR NAILS, NUTS, ETC	126	101	34	513 ORGANIC ACIDS, ETC	27 444	5 318	1 770
695 TOOLS	511	1 308	439	514 NITROGEN-FUNCTN COMPOUNDS	3 143	3 002	1 022
696 CUTLERY	57	348	118	515 ORG-INDRG COMPOUNDS ETC	2 415	4 056	1 353
699 OTHER METAL MANUFACTURES	858	1 313	429	516 OTHER ORGANIC CHEMICALS	17 156	2 211	743
712 STEAM ENGINES, TURBINES	10	196	67	522 INORG ELEMNTS, OXIDES, ETC	33 961	6 908	2 333
713 INTRNL COMBUS PISTN ENGN	239	1 377	463	523 OTHR INORGANIC CHEMICALS	39 149	5 353	1 791
716 ROTATING ELECTRIC PLANT	191	588	188	531 SYNT DYE, NAT INDGO, LAKES	1 972	5 053	1 734
721 AGRIC MACHY, EXC TRACTORS	97	142	50	532 DYES NES, TANNING PRODS	715	212	66
722 TRACTORS NON-ROAD	702	707	223	533 PIGMENTS, PAINTS, ETC	2 873	1 695	554
724 TEXTILE, LEATHER MACHNRY	38	282	103	541 MEDICINAL ETC PRODUCTS	2 191	9 741	3 335
725 PAPER ETC MILL MACHINERY	48	140	48	554 SOAPS, CLEANING ETC PREPS	5 438	2 297	774
726 PRINTG, BKBINDG MACHY PTS	154	1 136	382	582 PROD OF CONDENSATION ETC	8 342	3 380	1 122
727 FOOD MACHRY NON-DOMESTIC	26	176	60	583 PROD OF POLYMERIZING ETC	42 396	10 021	3 252
728 OTH MACHY FOR SPCL INDUS	700	5 306	1 701	584 CELLULOSE DERIVATIVES ETC	209	179	57
736 MACHINE TOOLS FOR METAL	110	695	228	585 PLASTIC MATERIALS NES	996	480	168
741 HEATING, COOLING EQUIPMNT	221	927	329	591 PESTICIDES, DISINFECTANTS	23 492	20 576	7 136
742 PUMPS FOR LIQUIDS ETC	77	273	96	592 STARCH, INULIN, GLUTEN, ETC	10 757	1 113	391
743 PUMPS NES, CENTRIFUGES ETC	242	772	265	598 MISC CHEMICAL PRODS NES	28 668	7 976	2 673
744 MECHANICAL HANDLING EQU	618	1 464	516	625 RUBBER TYRES, TUBES	679	507	155
745 NONELEC MACHY, TOOLS NES	457	3 697	1 303	628 RUBBER ARTICLES NES	219	551	180
749 NONELEC MACH PTS, ACC NES	3 374	7 875	2 665	635 WOOD MANUFACTURES NES	559	963	338
751 OFFICE MACHINES	314	1 268	439	641 PAPER AND PAPERBOARD	54 912	6 886	2 248
752 AUTOMTIC DATA PROC EQUIP	9	191	67	657 SPECIAL TEXTILE ETC PROD	196	859	283
759 OFFICE & ADP MCH PTS, ACC	5	91	30	662 CLAY REFRACTORY BLOD PRD	33 117	5 937	1 966
762 RADIO BROADCAST RECEIVRS	5	114	40	663 OTH NONMETAL MINERAL MFS	13 944	2 828	947
764 TELECOM EQPT, PTS, ACC NES	56	997	333	664 GLASS	1 752	1 704	559
771 ELECTRIC POWER MACHY NES	1 396	1 735	589	665 GLASSWARE	1 964	1 355	452
772 SWITCHGEAR ETC & PTS NES	10	148	51	673 IRON AND STEEL SHAPES	47 643	6 492	2 113
774 ELECTRO-MEDCL, XRAY EQUIP	129	1 974	717	674 IRN, STL UNIV, PLATE, SHEET	24 922	4 087	1 362
775 HOUSEHOLD TYPE EQUIP NES	71	333	111	675 IRON, STEEL HOOP, STRIP	3 805	1 039	353
776 TRANSISTORS, VALVES, ETC	2	647	206	677 IRN, STL WIRE EXCL W ROD	2 336	811	285
778 ELECTRICAL MACHINERY NES	225	529	168	678 IRON, STL TUBES, PIPES ETC	11 946	2 609	826
781 PASS MOTOR VEH EXC BUSES	9 414	29 471	10 111	681 SILVER PLATINUM, ETC		98	31
784 MOTOR VEHCL PTS, ACC NES	751	2 922	1 008	682 COPPER EXC CEMENT COPPER	271	351	123
793 SHIPS AND BOATS	290 203	80 967	24 941	683 NICKEL	76	478	177
821 FURNITURE	859	394	136	684 ALUMINIUM	267	194	62
843 WOMENS OUTERWEAR NONKNIT	6	93	30	692 METAL TANKS, BOXES, ETC	254	99	32
845 OUTERWEAR KNIT NONELASTC	10	124	41	693 WIRE PRODUCTS NON ELECTR	2 689	1 227	421
846 UNDERWEAR KNITTED	14	184	65	694 STL, COPPR NAILS, NUTS, ETC	113	117	36
851 FOOTWEAR	836	3 821	1 352	695 TOOLS	732	1 928	693
871 OPTICAL INSTRUMENTS	8	318	116	696 CUTLERY	65	419	146
872 MEDICAL INSTRUMENTS NES	100	751	255	699 OTHER METAL MANUFACTURES	2 618	2 599	860
874 MEASURNG, CONTROLLNG INSTR	23	562	191	713 INTRNL COMBUS PISTN ENGN	241	2 513	872
881 PHOTO APPAR & EQUIPT NES	20	135	43	716 ROTATING ELECTRIC PLANT	874	2 119	687
882 PHOTO CINEMA SUPPLIES	370	902	313	721 AGRIC MACHY, EXC TRACTORS	242	530	176
884 OPTICAL GOODS NES	3	231	81	723 CIVIL ENGINEERG EQUIP ETC	3 709	6 125	1 926
885 WATCHES AND CLOCKS	30	2 796	994	724 TEXTILE, LEATHER MACHNRY	526	4 166	1 518
892 PRINTED MATTER	81	165	53	725 PAPER ETC MILL MACHINERY	218	796	251
893 ARTICLES OF PLASTIC NES	164	356	120	726 PRINTG, BKBINDG MACHY, PTS	248	1 270	403
894 TOYS, SPORTING GOODS, ETC	42	145	50	727 FOOD MACHRY NON-DOMESTIC	38	409	139
895 OFFICE SUPPLIES NES	101	536	181	728 OTH MACHY FOR SPCL INDUS	1 429	8 660	2 965
897 GOLD, SILVER WARE, JEWELRY		3 844	1 264	736 MACHINE TOOLS FOR METAL	386	3 096	1 014
898 MUSICAL INSTRUMENTS, PTS	44	289	100	737 METALWORKING MACHNRY NES	48	495	163
899 OTHER MANUFACTURED GOODS	38	214	70	741 HEATING, COOLING EQUIPMNT	274	2 554	856
				742 PUMPS FOR LIQUIDS ETC	1 320	6 342	1 983
				743 PUMPS NES, CENTRIFUGES ETC	2 113	6 946	2 377
				744 MECHANICAL HANDLING EQU	276	1 123	379
				745 NONELEC MACHY, TOOLS NES	678	3 788	1 309
				749 NONELEC MACH PTS, ACC NES	1 438	3 723	1 257
				751 OFFICE MACHINES	29	102	35
				752 AUTOMTIC DATA PROC EQUIP	3	466	152
				763 SOUND RECORDRS, PHONOGRPH	10	433	138
				764 TELECOM EQPT, PTS, ACC NES	6	322	112

7 IMPORTS AND EXPORTS (SPECIAL TRADE) BY COUNTRIES OF PRODUCTION AND CONSUMPTION AND BY GROUPS OF THE SITC-REV. 11 1985

GROUP DESCRIPTION	DT * 100 KG	1 000 DM	1 000 \$	GROUP DESCRIPTION	DT * 100 KG	1 000 DM	1 000 \$
771 ELECTRIC POWER MACHY NES	66	371	116	751 OFFICE MACHINES	23	133	42
772 SWITCHGEAR ETC & PTS NES	753	2 794	906	772 SWITCHGEAR ETC & PTS NES	95	542	190
774 ELECTRO-MEDCL,XRAY EQUIP	259	10 300	3 257	778 ELECTRICAL MACHINERY NES	136	127	46
776 TRANSISTORS,VALVES,ETC		900	278	781 PASS MOTOR VEH EXC BUSES	1 929	6 585	2 247
778 ELECTRICAL MACHINERY NES	98	883	297	782 LORRIES,SPCL MTR VEH NES	155	238	94
781 PASS MOTOR VEH EXC BUSES	326	960	313	783 ROAD MOTOR VEHICLES NES	69	116	37
782 LORRIES,SPCL MTR VEH NES	240	616	193	784 MOTOR VEHCL PTS,ACC NES	126	544	183
784 MOTOR VEHCL PTS,ACC NES	322	1 840	610	847 TXTL CLTHNG ACCESSRYS NES	31	91	32
786 VEH NES NONMOTR,TRAILERS	926	1 764	638	851 FOOTWEAR	24	113	39
793 SHIPS AND BOATS	52	116	45	874 MEASURNG,CONTROLNG INSTR	30	201	71
821 FURNITURE	89	435	139	882 PHOTO,CINEMA SUPPLIES	113	250	81
845 OUTERWEAR KNIT NONELASTC	6	99	35	892 PRINTED MATTER	349	2 494	799
851 FOOTWEAR	454	577	194	893 ARTICLES OF PLASTIC NES	606	1 736	586
871 OPTICAL INSTRUMENTS	28	1 336	452	897 GOLD,SILVER WARE,JEWELRY	3	466	163
872 MEDICAL INSTRUMENTS NES	797	12 216	4 041	899 OTHER MANUFACTURED GOODS	80	358	113
873 METERS & COUNTERS NES	43	260	97				
874 MEASURNG,CONTROLNG INSTR	330	6 531	2 227	BAHAMAS			
881 PHOTO APPAR & EQUIPT NES	29	1 078	345				
882 PHOTO,CINEMA SUPPLIES	1 159	2 402	801	IMPORTS	128 956	28 752	9 426
884 OPTICAL GOODS NES	334	4 085	1 373				
885 WATCHES AND CLOCKS	6	82	30	036 SHELL FISH FRESH,FROZEN	20	104	37
892 PRINTED MATTER	47	103	35	112 ALCOHOLIC BEVERAGES	9 574	5 926	1 974
893 ARTICLES OF PLASTIC NES	417	1 606	554	334 PETROLEUM PRODUCTS,REFIN	119 060	10 060	3 241
894 TCYS,SPORTING GOODS,ETC	13	108	37	513 ORGANIC ACIDS,ETC	43	2 715	895
895 OFFICE SUPPLIES NES	130	709	247	524 RADIOACTIVE ETC MATERIAL		115	37
898 MUSICAL INSTRUMENTS,PTS	28	135	47	541 MEDICINAL ETC PRODUCTS		6 438	2 771
899 OTHER MANUFACTURED GOODS	261	1 071	379	752 AUTOMTIC DATA PROC EQUIP	12	491	166
				781 PASS MOTOR VEH EXC BUSES	35	412	145
WEST INDIES				EXPORTS	839 391	73 790	25 967
IMPORTS	938	872	300				
075 SPICES	742	505	176	022 MILK AND CREAM	4 135	686	240
551 ESSENTL OIL,PERFUME,ETC	14	129	47	024 CHEESE AND CURD		517	188
				061 SUGAR AND HONEY	6 120	253	89
EXPORTS	4 142	2 657	876	111 NON-ALCOHL BEVERAGES NES	1 185	209	67
022 MILK AND CREAM	922	156	53	112 ALCOHOLIC BEVERAGES	56 243	12 530	4 262
112 ALCOHOLIC BEVERAGES	262	152	52	334 PETROLEUM PRODUCTS,REFIN	764	141	45
431 PROCESD ANML VEG OIL,ETC	500	100	31	513 ORGANIC ACIDS,ETC	2 115	323	105
541 MEDICINAL ETC PRODUCTS	149	212	68	515 ORG-INORG COMPOUNDS ETC	1 048	14 472	4 908
657 SPECIAL TEXTILE ETC PROD	74	184	65	516 OTHER ORGANIC CHEMICALS		200	67
671 PIG IRON ETC	60	170	56	522 INORG ELEMNTS,OXIDES,ETC	4 134	606	212
745 NONELEC MACHY,TOOLS NES	28	201	72	533 PIGMENTS,PAINTS,ETC	244	99	35
774 ELECTRO-MEDCL,XRAY EQUIP	6	142	53	541 MEDICINAL ETC PRODUCTS	8	175	59
				553 PERFUMERY,COSMETICS,ETC	152	212	70
HAITI				642 ARTICLES OF PAPER ETC	1 619	305	103
IMPORTS	55 489	39 630	13 310	658 TEXTILE ARTICLES NES	54	160	61
058 FRUIT PRESERVED,PREPARED	4 530	999	325	659 FLOOR COVERINGS ETC	25	115	43
071 COFFEE AND SUBSTITUTES	3 518	3 170	1 056	862 CLAY,REFRACTORY BLOG PRD	1 933	204	70
072 COCOA	29 889	19 708	6 684	665 GLASSWARE	148	313	108
075 SPICES	1 055	209	71	666 POTTERY	166	842	289
112 ALCOHOLIC BEVERAGES	170	180	69	723 CIVIL ENGINEERG EQUIP ETC	60	128	49
263 COTTON	6 510	2 893	929	726 PRINTG,BKBINDG MACHY PTS	9C	548	174
288 NONFERR METAL SCRAP NES	384	122	42	727 FOOD MACHRY NON-DOMESTIC	538	1 281	483
292 CRUDE VEG MATERIALS NES	559	250	87	743 PUMPS NES,CENTRFUGES ETC	333	1 353	536
657 SPECIAL TEXTILE ETC PROD	5 850	1 148	356	744 MECHANICAL HANDLING EQU	13	125	38
776 TRANSISTORS,VALVES,ETC	22	912	305	752 AUTOMTIC DATA PROC EQUIP	6	97	33
842 MENS OUTERWEAR NOT KNIT	1 815	8 199	2 727	781 PASS MOTOR VEH EXC BUSES	925	2 463	871
847 TXTL CLTHNG ACCESSRYS NES	72	706	258	784 MOTOR VEHCL PTS,ACC NES	37	144	49
899 OTHER MANUFACTURED GOODS	389	245	83	793 SHIPS AND BOATS	754 300	27 740	10 135
				821 FURNITURE	494	823	297
EXPORTS	100 732	35 464	11 929	831 TRAVEL GOODS,HANDBAGS	8	111	38
022 MILK AND CREAM	2 723	618	197	874 MEASURNG,CONTROLNG INSTR	4	121	42
023 BUTTER	1 000	800	253	897 GOLD,SILVER WARE,JEWELRY		4 338	1 478
041 WHEAT ETC UNMILLED	20 000	946	299	898 MUSICAL INSTRUMENTS,PTS	15	231	75
046 WHEAT ETC MEAL OR FLOUR	33 300	1 457	477				
048 CEREAL ETC PREPARATIONS	10 875	1 375	519	TURKS CAICOS			
292 CRUDE VEG MATERIALS NES	204	310	101	IMPORTS	48	218	70
335 RESIDUAL PETRLM PROD NES	2 440	461	157	842 MENS OUTERWEAR NOT KNIT	48	218	70
423 FIXED VEG OILS,SOFT	695	170	59	EXPORTS	3 100	521	183
431 PROCESD ANML VEG OIL,ETC	819	241	81	112 ALCOHOLIC BEVERAGES	2 725	378	136
522 INORG ELEMNTS,OXIDES,ETC	990	255	85				
523 OTHR INORGANIC CHEMICALS	5 551	446	153	DOMINIC REP			
531 SYNT DYE,NAT INDGO,LAKES	84	226	81	IMPORTS	107 091	63 942	21 322
541 MEDICINAL ETC PRODUCTS	599	2 727	896				
551 ESSENTL OIL,PERFUME,ETC	26	104	34	057 FRUIT,NUTS,FRESH,DRIED	2 276	274	103
553 PERFUMERY,COSMETICS,ETC	67	172	60	058 FRUIT PRESERVED,PREPARED	1 403	714	242
554 SOAPS,CLEANING ETC PREPS	359	182	62	071 COFFEE AND SUBSTITUTES	2 419	1 317	421
583 PROD OF POLYMERIZING ETC	1 200	376	131	072 COCOA	1 582	809	296
584 CELLULOSE DERIVATIVES ETC	101	134	45	121 TOBACCO UNMNFCTRD;REFUSE	2 750	1 714	578
598 MISC CHEMICAL PRODS NES	823	420	138	288 NONFERR METAL SCRAP NES	293	88	30
642 ARTICLES OF PAPER ETC	352	151	57	292 CRUDE VEG MATERIALS NES	158	163	52
651 TEXTILE YARN AND THREAD	35	151	51	515 ORG-INORG COMPOUNDS ETC	400	116	43
652 COTTON FABRICS,WOVEN	635	1 350	456	671 PIG IRON ETC	95 072	58 285	19 401
653 WOVN MAN-MADE FIB FABRIC	385	701	234	EXPORTS	202 217	124 595	42 773
657 SPECIAL TEXTILE ETC PROD	186	420	140				
663 OTH NONMETAL MINERAL MFS	229	128	47	022 MILK AND CREAM	2 180	556	181
664 GLASS	2 359	158	54	048 CEREAL ETC PREPARATIONS	3 350	257	84
665 GLASSWARE	56	86	32	054 VEG ETC FRSH,SMPLY PRSD	228	339	131
678 IRON STL TUBES,PIPES,ETC	421	109	39	061 SUGAR AND HONEY	6 769	514	166
682 COPPER EXC CEMENT COPPER	326	184	125	081 FEEDING STUFF FOR ANIMLS	976	275	89
694 STL COPPR NAILS,NUTS,ETC	723	361	151	112 ALCOHOLIC BEVERAGES	178	100	37
695 TOOLS	277	441	67	233 RUBBER,SYNTHETIC,RECLAIMD	1 883	603	197
696 CUTLERY	91	210	72	292 CRUDE VEG MATERIALS NES	125	178	61
699 OTHER METAL MANUFACTURES	724	664	220	334 PETROLEUM PRODUCTS,REFIN	1 954	649	222
724 TEXTILE,LEATHER MACHNRY	136	535	176	335 RESIDUAL PETRLM PROD NES	12 574	1 736	595
725 PAPER ETC MILL MACHINERY	52	224	86	431 PROCESD ANML VEG OIL,ETC	377	93	33
726 PRINTG,BKBINDG MACHY,PTS	293	1 084	340	511 HYDROCARBONS NES,DERIVS	1 897	337	116
728 OTH MACHY FOR SPCL INDUS	108	281	91	512 ALCOHOLS,PHENOLS,ETC	4 767	1 432	486
741 HEATING,COOLING EQUIPMNT	43	236	77				
744 MECHANICAL HANDLING EQU	145	201	73				

7 IMPORTS AND EXPORTS (SPECIAL TRADE) BY COUNTRIES OF PRODUCTION AND CONSUMPTION AND BY GROUPS OF THE SITC-REV. II 1985

GROUP DESCRIPTION	DT * 100 KG	1 000 DM	1 000 \$	GROUP DESCRIPTION	DT * 100 KG	1 000 DM	1 000 \$
513 ORGANIC ACIDS, ETC	9 965	2 462	817	GUADELOUPE			
514 NITROGEN-FUNCTN COMPOUNDS	233	191	67				
515 ORG-INORG COMPOUNDS ETC	1 168	278	93	IMPORTS	4 519	913	326
516 OTHER ORGANIC CHEMICALS	1 359	524	170				
522 INORG ELEMENTS, OXIDES, ETC	4 056	904	304	112 ALCOHOLIC BEVERAGES	4 035	723	265
523 OTHR INORGANIC CHEMICALS	24 573	1 746	597				
531 SYNT DYE, NAT INDOGO, LAKES	399	1 157	390	EXPORTS	42 143	24 358	8 282
532 DYES NES, TANNING PRODS	2 182	694	234				
533 PIGMENTS, PAINTS, ETC	1 806	1 055	363	111 NON-ALCOHL BEVERAGES NES	4 416	554	189
541 MEDICINAL ETC PRODUCTS	740	6 874	2 313	122 TOBACCO MFERS	63	196	67
551 ESSENTL OIL, PERFUME, ETC	212	695	234	533 PIGMENTS, PAINTS, ETC	207	240	78
553 PERFUMERY, COSMETICS, ETC	342	375	135	598 MISC CHEMICAL PRODS NES	175	137	47
554 SOAPS, CLEANING ETC PREPS	3 983	1 267	426	625 RUBBER TYRES, TUBES	1 778	1 443	484
562 FERTILIZERS MANUFACTURED	7 554	384	121	642 ARTICLES OF PAPER ETC	911	251	89
582 PROD OF CONDENSATION ETC	3 798	1 201	404	662 CLAY, REFRACTORY BLDG PRD	2 863	303	100
583 PROD OF POLYMERIZING ETC	22 188	6 112	2 069	673 IRON AND STEEL SHAPES	17 252	1 470	492
584 CELLULOSE DERIVATIVES ETC	1 467	1 988	667	695 TOOLS	92	202	61
591 PESTICIDES, DISINFECTANTS	4 978	4 234	1 429	699 OTHER METAL MANUFACTURES	87	109	36
592 STARCH INULIN, GLUTEN, ETC	1 232	267	94	713 INTRNL COMBUS PISTN ENGN	28	176	60
598 MISC CHEMICAL PRODS NES	7 231	2 361	841	723 CIVIL ENGINEERG EQUIP ETC	1 136	257	92
613 FUR SKINS TANNED, DRESSED	7	582	208	728 OTH MACHY FOR SPCL INDUS	149	535	183
625 RUBBER TYRES, TUBES	936	324	106	743 PUMPS NES, CENTRIFUGES ETC	49	107	35
628 RUBBER ARTICLES NES	289	629	213	745 NONELEC MACHY, TOOLS NES	92	411	140
641 PAPER AND PAPERBOARD	1 679	666	225	749 NONELEC MACH PTS ACC NES	34	205	69
642 ARTICLES OF PAPER ETC	358	530	182	751 OFFICE MACHINES	31	215	80
651 TEXTILE YARN AND THREAD	3 569	3 760	1 264	761 TELEVISION RECEIVERS	81	357	134
657 SPECIAL TEXTILE ETC PROD	74	229	75	775 HOUSEHOLD TYPE EQUIP NES	317	347	119
662 CLAY REFRACTORY BLDG PRD	1 426	143	53	778 ELECTRICAL MACHINERY NES	61	287	97
663 OTH NONMETAL MINERAL MFS	1 309	821	286	781 PASS MOTOR VEH EXC BUSES	3 800	7 376	2 529
664 GLASS	1 483	162	56	782 LORRIES SPCL MTR VEH NES	1 907	2 572	880
665 GLASSWARE	156	269	90	784 MOTOR VEHCL PTS, ACC NES	845	2 490	861
666 POTTERY	76	116	44	786 VEH NES NONMOTR, TRAILERS	185	289	91
673 IRON AND STEEL SHAPES	1 467	205	69	831 TRAVEL GOODS, HANDBAGS	44	163	55
674 IRN STL UNIV. PLATE, SHEET	11 560	2 396	860	892 PRINTED MATTER	75	191	62
675 IRON, STEEL HOOP, STRIP	9 793	1 225	440	893 ARTICLES OF PLASTIC NES	1 747	567	201
677 IRN STL WIRE EXCL W ROD	1 990	293	105	895 OFFICE SUPPLIES NES	27	146	47
684 ALUMINIUM	2 612	2 380	789	897 GOLD, SILVER WARE, JEWELRY	1	250	87
685 LEAD	75	151	55	898 MUSICAL INSTRUMENTS, PTS	30	137	48
692 METAL TANKS, BOXES, ETC	66	143	50	899 OTHER MANUFACTURED GOODS	182	202	67
693 WIRE PRODUCTS NON ELECTR	499	187	62				
694 STL COPPR NAILS, NUTS, ETC	635	367	127	ANTIGUA			
695 TOOLS	769	1 270	430	IMPORTS		2	1
696 CUTLERY	17	94	34				
699 OTHER METAL MANUFACTURES	737	766	251	EXPORTS	14 712	3 414	1 184
703 INDUSTRIAL PLANT, CHAP 85	935	3 787	1 297				
712 STEAM ENGINES, TURBINES	44	358	120	022 MILK AND CREAM	3 337	732	246
713 INTRNL COMBUS PISTN ENGN	110	407	141	673 IRON AND STEEL SHAPES	9 696	982	352
716 ROTATING ELECTRIC PLANT	290	1 455	505	723 CIVIL ENGINEERG EQUIP ETC	204	166	66
721 AGRIC MACHY, EXC TRACTORS	1 414	1 706	563	741 HEATING, COOLING EQUIPMNT	193	147	50
722 TRACTORS NON-ROAD	1 218	1 104	363	781 PASS MOTOR VEH EXC BUSES	103	215	66
724 TEXTILE, LEATHER MACHNRY	354	1 165	392	897 GOLD, SILVER WARE, JEWELRY		262	93
725 PAPER ETC MILL MACHINERY	67	172	58				
726 PRINTG, BKBINDG MACHY, PTS	64	381	129	DOMINICA			
727 FOOD MACHRY NON-DOMESTIC	24	132	47	IMPORTS	494	343	113
728 OTH MACHY FOR SPCL INDUS	886	3 391	1 253				
736 MACHINE TOOLS FOR METAL	115	432	168	071 COFFEE AND SUBSTITUTES	480	261	85
741 HEATING, COOLING EQUIPMNT	228	977	352	EXPORTS	1 911	1 083	357
742 PUMPS FOR LIQUIDS ETC	505	2 440	874				
743 PUMPS NES CENTRIFUGES ETC	206	1 016	367	022 MILK AND CREAM	529	92	32
744 MECHANICAL HANDLING EQU	877	1 319	503	591 PESTICIDES, DISINFECTANTS	97	261	86
745 NONELEC MACHY, TOOLS NES	112	1 371	455	741 HEATING, COOLING EQUIPMNT	23	100	31
749 NONELEC MACH PTS, ACC NES	146	1 280	456				
751 OFFICE MACHINES	51	363	126	MARTINIQUE			
771 ELECTRIC POWER MACHY NES	1 630	3 459	1 142	IMPORTS	65 717	31 310	10 822
772 SWITCHGEAR ETC & PTS NES	937	8 343	2 694				
774 ELECTRO-MEDCL, XRAY, EQUIP	1	107	37	057 FRUIT, NUTS, FRESH, DRIED	1 590	561	205
778 ELECTIPCAL MACHINERY NES	1 802	1 212	419	058 FRUIT PRESERVED, PREPARED	21 270	4 596	1 558
781 PASS MOTOR VEH EXC BUSES	6 009	17 920	6 323	112 ALCOHOLIC BEVERAGES	42 781	26 066	9 030
782 LORRIES, SPCL MTR VEH NES	1 526	1 905	674	EXPORTS	34 502	27 997	9 581
783 ROAD MOTOR VEHICLES NES	667	991	365				
784 MOTOR VEHCL PTS, ACC NES	865	2 619	901	122 TOBACCO MFERS	58	170	58
812 PLUMB, HEATNG, LGHTNG EQU	179	133	47	278 OTHER CRUDE MINERALS	11 401	286	100
872 MEDICAL INSTRUMENTS NES	102	544	199	533 PIGMENTS, PAINTS, ETC	312	321	104
874 MEASURNG, CONTROLNG INSTR	122	702	251	598 MISC CHEMICAL PRODS NES	744	155	53
882 PHOTO CINEMA SUPPLIES	318	711	244	625 RUBBER TYRES, TUBES	2 311	1 803	617
884 OPTICAL GOODS NES		156	57	628 RUBBER ARTICLES NES	18	95	33
892 PRINTED MATTER	114	244	91	662 CLAY REFRACTORY BLDG PRD	2 283	334	114
893 ARTICLES OF PLASTIC NES	131	314	110	663 OTH NONMETAL MINERAL MFS	38	102	34
894 TOYS, SPORTING GOODS, ETC	120	152	52	673 IRON AND STEEL SHAPES	3 177	271	90
895 OFFICE SUPPLIES NES	117	637	217	695 TOOLS	103	215	68
898 MUSICAL INSTRUMENTS, PTS	70	99	34	699 OTHER METAL MANUFACTURES	91	114	35
899 OTHER MANUFACTURED GOODS	86	198	61	721 AGRIC MACHY, EXC TRACTORS	37	85	30
				728 OTH MACHY FOR SPCL INDUS	356	1 251	420
AM VIRGIN IS				744 MECHANICAL HANDLING EQU	78	214	76
IMPORTS		70	24	745 NONELEC MACHY TOOLS NES	48	220	76
EXPORTS	13 219	11 596	4 052	749 NONELEC MACH PTS, ACC NES	24	157	51
022 MILK AND CREAM	1 682	286	89	751 OFFICE MACHINES	27	188	69
061 SUGAR AND HONEY	2 702	122	45	761 TELEVISION RECEIVERS	110	382	131
112 ALCOHOLIC BEVERAGES	5 384	1 330	451	762 RADIO BROADCAST RECEIVRS	12	89	33
635 WOOD MANUFACTURES NES	2 958	1 422	542	763 SOUND RECORDERS, PHONOGRPH	33	303	104
665 GLASSWARE	38	101	33	764 TELECOM EQFT, PTS, ACC NES	64	193	69
666 POTTERY	38	171	59	778 ELECTRICAL MACHINERY NES	243	359	121
696 CUTLERY	16	125	42	781 PASS MOTOR VEH EXC BUSES	4 890	8 905	3 055
743 PUMPS NES CENTRIFUGES ETC	24	174	67	782 LORRIES SPCL MTR VEH NES	2 944	4 256	1 475
781 PASS MOTOR VEH EXC BUSES	32	104	37	783 ROAD MOTOR VEHICLES NES	65	100	32
784 MOTOR VEHCL PTS ACC NES	24	84	32	784 MOTOR VEHCL PTS, ACC NES	1 377	3 654	1 248
885 WATCHES AND CLOCKS	21	1 885	675	786 VEH NES NONMOTR, TRAILERS	123	245	94
897 GOLD, SILVER WARE JEWELRY		5 271	1 602	831 TRAVEL GOODS, HANDBAGS	90	218	71
				881 PHOTO APPAR & EQUIPT NES	8	90	31
				882 PHOTO, CINEMA SUPPLIES	126	273	90

7 IMPORTS AND EXPORTS (SPECIAL TRADE) BY COUNTRIES OF PRODUCTION AND CONSUMPTION AND BY GROUPS OF THE SITC-REV. II 1985

GROUP DESCRIPTION	DT * 100 KG	1 000 DM	1 000 \$	GROUP DESCRIPTION	DT * 100 KG	1 000 DM	1 000 \$
892 PRINTED MATTER	174	253	87	ST LUCIA			
893 ARTICLES OF PLASTIC NES	234	125	40				
895 OFFICE SUPPLIES NES	15	117	35	IMPORTS	137	494	161
899 OTHER MANUFACTURED GOODS	111	168	60				
CAYMAN IS				831 TRAVEL GOODS, HANDBAGS	109	369	119
IMPORTS	140 885	3 399	1 102	EXPORTS	3 585	2 290	770
793 SHIPS AND BOATS	140 858	3 392	1 100	022 MILK AND CREAM	530	96	31
EXPORTS	3 473	3 392	1 185	591 PESTICIDES, DISINFECTANTS	141	365	122
022 MILK AND CREAM	1 629	364	123	726 PRINTG, BKBINDG MACHY, PTS	41	180	65
112 ALCOHOLIC BEVERAGES	1 529	326	114	745 NONELEC MACHY, TOOLS NES	69	469	150
665 GLASSWARE	112	231	83	893 ARTICLES OF PLASTIC NES	399	176	61
666 POTTERY	44	405	141	ST VINCENT			
781 PASS MOTOR VEH EXC BUSES	92	248	89	IMPORTS	48	36	11
897 GOLD, SILVER WARE, JEWELRY		1 454	521	EXPORTS	16 785	6 163	2 000
JAMAICA				112 ALCOHOLIC BEVERAGES	763	135	44
IMPORTS	365 739	26 679	9 087	591 PESTICIDES, DISINFECTANTS	80	204	72
058 FRUIT PRESERVED PREPARED	3 719	2 141	683	642 ARTICLES OF PAPER ETC	486	289	104
071 COFFEE AND SUBSTITUTES	349	256	81	665 GLASSWARE	3 364	551	177
072 COCOA	3 453	3 050	1 011	674 IRN STL UNIV, PLATE, SHEET	4 543	551	174
075 SPICES	2 744	2 146	705	678 IRON, STL TUBES, PIPES, ETC	1 772	444	136
112 ALCOHOLIC BEVERAGES	11 538	6 559	2 248	691 STRUCTURES AND PARTS NES	256	181	58
122 TOBACCO MFRS	15	293	103	692 METAL TANKS BOXES, ETC	172	123	42
287 BASE METAL ORES, CONC NES	342 327	11 074	3 857	695 TOOLS	150	225	73
288 NONFERR METAL SCRAP NES	626	231	81	711 STEAM BOILERS & AUX PLNT	77	112	34
292 CRUDE VEG MATERIALS NES	192	153	51	741 HEATING, COOLING EQUIPMNT	172	278	89
645 OUTERWEAR KNIT NONELASTC	36	132	50	743 PUMPS NES, CENTRIFUGES ETC	101	107	41
EXPORTS	92 028	41 596	14 045	745 NONELEC MACHY, TOOLS NES	319	1 153	367
022 MILK AND CREAM	9 600	2 223	675	781 PASS MOTOR VEH EXC BUSES	60	123	41
023 BUTTER	740	403	129	892 PRINTED MATTER	44	146	50
048 CEREAL ETC PREPARATIONS	8 200	530	175	893 ARTICLES OF PLASTIC NES	100	97	34
061 SUGAR AND HONEY	6 689	530	164	BARBADOS			
081 FEEDING STUFF FOR ANIMALS	800	155	50	IMPORTS	976	4 016	1 331
112 ALCOHOLIC BEVERAGES	1 525	734	268	112 ALCOHOLIC BEVERAGES	163	122	44
233 RUBBER, SYNTHETIC, RECLAIMED	328	284	98	288 NONFERR METAL SCRAP NES	397	117	37
335 RESIDUAL PETRUM PROD NES	3 567	623	210	726 PRINTG, BKBINDG MACHY, PTS	79	656	217
423 FIXED VEG OILS, SOFT	1 691	389	127	778 ELECTRICAL MACHINERY NES	47	764	246
431 PROCESSED ANML VEG OIL ETC	839	226	80	847 TXTL CLTHNG ACCESSRYS NES	222	1 670	560
512 ALCOHOLS, PHENOLS, ETC	2 925	839	275	885 WATCHES AND CLOCKS	15	255	90
522 INORG ELEMNTS, OXIDES, ETC	1 373	258	85	EXPORTS	23 824	30 957	10 984
523 OTHER INORGANIC CHEMICALS	2 592	314	112	024 CHEESE AND CURD	202	137	48
531 SYNTH DYE, NAT INDGO, LAKES	149	354	120	048 CEREAL ETC PREPARATIONS	216	107	37
532 DYES NES, TANNING PRODS	860	194	66	098 EDIBLE PRODUCTS, PREPS NES	73	152	54
533 PIGMENTS, PAINTS, ETC	419	328	110	112 ALCOHOLIC BEVERAGES	457	244	86
541 MEDICINAL ETC PRODUCTS	79	599	202	511 HYDROCARBONS NES, DERIVS	500	113	38
582 PROD OF CONDENSATION ETC	1 673	622	212	513 ORGANIC ACIDS, ETC	32	311	106
583 PROD OF POLYMERIZING ETC	9 885	2 374	762	514 NITROGEN-FUNCTN COMPOUNDS	37	326	112
584 CELLULOSE DERIVATIVES ETC	135	181	59	523 OTHER INORGANIC CHEMICALS	727	126	43
591 PESTICIDES, DISINFECTANTS	199	128	45	533 PIGMENTS, PAINTS, ETC	149	183	60
592 STARCH, INULIN, GLUTEN ETC	913	272	95	541 MEDICINAL ETC PRODUCTS	651	614	208
598 MISC CHEMICAL PRODS NES	804	305	108	553 PERFUMERY, COSMETICS, ETC	118	180	59
641 PAPER AND PAPERBOARD	3 545	967	331	554 SOAPS, CLEANING ETC PREPS	350	160	56
642 ARTICLES OF PAPER ETC	196	158	57	562 FERTILIZERS MANUFACTURED	3 463	263	95
657 SPECIAL TEXTILE ETC PROD	89	142	47	582 PROD OF CONDENSATION ETC	180	109	34
663 OTH NONMETAL MINERAL MFS	1 053	186	62	583 PROD OF POLYMERIZING ETC	3 110	1 044	357
664 GLASS	2 581	279	97	591 PESTICIDES, DISINFECTANTS	318	549	186
666 POTTERY	46	310	111	592 STARCH INULIN, GLUTEN, ETC	356	184	62
674 IRN, STL UNIV, PLATE, SHEET	16 474	1 415	484	598 MISC CHEMICAL PRODS NES	380	164	56
681 SILVER PLATINUM, ETC	5	282	95	625 RUBBER TYRES TUBES	119	104	36
684 ALUMINIUM	407	388	137	634 VENEERS, PLYWOOD, ETC	787	90	30
691 STRUCTURES AND PARTS NES	239	229	74	641 PAPER AND PAPERBOARD	598	236	86
692 METAL TANKS, BOXES ETC	56	273	88	642 ARTICLES OF PAPER ETC	75	199	65
693 WIRE PRODUCTS NON ELECT	784	294	109	651 TEXTILE YARN AND THREAD	29	122	42
694 STL, COPPR NAILS, NUTS, ETC	432	218	75	665 GLASSWARE	147	180	64
695 TOOLS	303	433	153	666 POTTERY	228	701	243
697 BASE MT, HOUSEHOLD EQUIP	124	147	52	678 IRON, STL TUBES, PIPES, ETC	600	79	30
699 OTHER METAL MANUFACTURES	136	254	85	692 METAL TANKS BOXES, ETC	1 232	848	293
712 STEAM ENGINES TURBINES	14	297	99	695 TOOLS	73	167	54
713 INTRNL COMBUS PISTN ENGN	44	233	78	696 CUTLERY	20	103	35
716 ROTATING ELECTRIC PLANT	94	273	93	699 OTHER METAL MANUFACTURES	846	492	165
722 TRACTORS NON-ROAD	491	475	154	713 INTRNL COMBUS PISTN ENGN	59	520	171
724 TEXTILE, LEATHER MACHNRY	201	495	160	722 TRACTORS NON-ROAD	320	370	120
725 PAPER ETC MILL MACHINERY	31	96	31	723 CIVIL ENGINEERNG EQUIP ETC	99	144	52
726 PRINTG, BKBINDG MACHY, PTS	72	515	171	725 PAPER ETC MILL MACHINERY	64	172	67
728 OTH MACHY FOR SPCL INDUS	126	624	216	726 PRINTG BKBINDG MACHY PTS	210	1 244	429
741 HEATING COOLING EQUIPMNT	33	312	105	727 FOOD MACHRY NON-DOMESTIC	15	187	63
742 PUMPS FOR LIQUIDS ETC	20	190	64	728 OTH MACHY FOR SPCL INDUS	21	84	31
743 PUMPS NES, CENTRIFUGES ETC	375	666	232	736 MACHINE TOOLS FOR METAL	122	1 083	409
744 MECHANICAL HANDLING EQU	86	191	63	741 HEATING, COOLING EQUIPMNT	72	228	84
745 NONELEC MACHY, TOOLS NES	262	1 400	439	745 NONELEC MACHY, TOOLS NES	70	664	232
749 NONELEC MACH PTS, ACC NES	16	108	37	749 NONELEC MACH PTS, ACC NES	31	146	48
751 OFFICE MACHINES	18	98	31	751 OFFICE MACHINES	18	139	46
752 AUTOMATIC DATA PROC EQUIP	14	311	105	752 AUTOMATIC DATA PROC EQUIP	15	321	101
764 TELECOM EQPT PTS ACC NES	4	261	87	759 OFFICE & ADP MCH PTS ACC	1	1 183	444
778 ELECTRICAL MACHINERY NES	41	158	52	764 TELECOM EQPT PTS, ACC NES	2	85	33
781 PASS MOTOR VEH EXC BUSES	2 185	9 448	3 279	772 SWITCHGEAR ETC & PTS NES	52	2 176	858
784 MOTOR VEHL PTS, ACC NES	552	1 547	536	776 TRANSISTORS, VALVES, ETC	3	4 892	1 887
792 AIRCRAFT		124	40	781 PASS MOTOR VEH EXC BUSES	734	2 790	953
871 OPTICAL INSTRUMENTS	10	127	42	784 MOTOR VEHL PTS, ACC NES	198	740	256
872 MEDICAL INSTRUMENTS NES	12	112	42	785 MOTOR & OTHER CYCLES ETC	93	106	40
874 MEASURING CONTROLLNG INSTR	13	254	83	851 FOOTWEAR	88	338	116
881 PHOTO APPAR & EQUIP NES	3	242	77	872 MEDICAL INSTRUMENTS NES	88	176	61
882 PHOTO, CINEMA SUPPLIES	245	430	152	874 MEASURING, CONTROLLNG INSTR	12	155	47
897 GOLD, SILVER WARE, JEWELRY		1 408	498	882 PHOTO, CINEMA SUPPLIES	106	324	112
899 MUSICAL INSTRUMENTS, PTS	37	133	43	885 WATCHES AND CLOCKS	16	955	299

7 IMPORTS AND EXPORTS (SPECIAL TRADE) BY COUNTRIES OF PRODUCTION AND CONSUMPTION AND BY GROUPS OF THE SITC-REV. II 1985

GROUP DESCRIPTION	DT * 100 KG	1 000 DM	1 000 \$	GROUP DESCRIPTION	DT * 100 KG	1 000 DM	1 000 \$
893 ARTICLES OF PLASTIC NES	276	334	123	GRENADA			
897 GOLD, SILVER WARE, JEWELRY	1	1 125	406				
TRINIDAD TOB				IMPORTS	9 390	7 368	2 497
IMPORTS	547 342	25 403	8 692	072 COCOA	2 678	2 192	745
072 COCOA	346	262	97	075 SPICES	6 467	5 124	1 735
112 ALCOHOLIC BEVERAGES	100	131	45	EXPORTS	2 971	2 086	677
278 OTHER CRUDE MINERALS	126 033	8 082	2 816	022 MILK AND CREAM	1 406	318	97
288 NONFERR METAL SCRAP NES	567	192	65	591 PESTICIDES, DISINFECTANTS	65	152	53
334 PETROLEUM PRODUCTS, REFIN	56 200	3 085	987	781 PASS MOTOR VEH EXC BUSES	163	503	169
512 ALCOHOLS, PHENOLS, ETC	259 763	11 844	3 994	893 ARTICLES OF PLASTIC NES	265	106	32
562 FERTILIZERS MANUFACTURED	104 111	1 405	559	NETH ANTILL			
899 OTHER MANUFACTURED GOODS		119	38				
EXPORTS	280 593	81 703	28 801	IMPORTS	202 350	26 474	8 880
022 MILK AND CREAM	73 490	18 924	6 673	034 FISH FRESH, CHILLED, FROZEN	320	266	86
048 CEREAL ETC PREPARATIONS	1 244	207	74	112 ALCOHOLIC BEVERAGES			
054 VEG ETC FRSH, SMPLY PRSD	87	152	53	282 IRON AND STEEL SCRAP	979	444	146
056 VEGTBLES ETC PRSD, PREPD	393	103	31	288 NONFERR METAL SCRAP NES	1 264	343	115
062 SUGAR PREPS NON-COCCA	218	133	46	334 PETROLEUM PRODUCTS, REFIN	190 505	16 341	5 420
081 FEEDING STUFF FOR ANIMLS	474	126	45	516 OTHER ORGANIC CHEMICALS	1	4 680	1 560
112 ALCOHOLIC BEVERAGES	1 596	807	283	667 PEARL, PREC., SEMI-P STONE		645	222
292 CRUDE VEG MATERIALS NES	102	263	94	716 ROTATING ELECTRIC PLANT	1	473	184
334 PETROLEUM PRODUCTS, REFIN	471	156	58	749 NONELEC MACH PTS, ACC NES		87	31
431 PROCESC ANML VEG OIL ETC	1 478	697	234	778 ELECTRICAL MACHINERY NES		774	293
511 HYDROCARBONS NES, DERIVS	304	136	49	792 AIRCRAFT		83	32
515 ORG-INORG COMPOUNDS ETC	107	113	34	874 MEASURNG, CONTROLNG INSTR	1	215	76
522 INORG ELEMNTS, OXIDES, ETC	3 425	622	211	EXPORTS	67 237	67 731	23 115
523 OTHR INORGANIC CHEMICALS	22 643	1 949	673				
531 SYNT DYE, NAT INDGO, LAKES	82	244	84	011 MEAT FRESH, CHILLD, FROZEN	943	425	164
533 PIGMENTS, PAINTS, ETC	258	279	99	022 MILK AND CREAM	2 452	419	143
541 MEDICINAL ETC PRODUCTS	1 892	1 494	533	058 FRUIT PRESERVED, PREPARED	993	189	61
554 SOAPS CLEANING ETC, PREPS	622	324	110	061 SUGAR AND HONEY	2 759	171	57
562 FERTILIZERS MANUFACTURED	19 730	1 115	382	062 SUGAR PREPS NON-COCCA	296	232	76
582 PROD OF CONDENSATION ETC	1 024	557	193	511 ORG EDIBLE PRODCTS, PREPS NES	352	167	56
583 PROD OF POLYMERIZING ETC	3 276	1 417	511	111 NON-ALCOHL BEVERAGES NES	4 216	669	230
584 CELLULOSE DERIVATIVES ETC	584	766	717	112 ALCOHOLIC BEVERAGES	1 817	428	151
591 PESTICIDES, DISINFECTANTS	1 279	2 077	206	278 OTHER CRUDE MINERALS	5 330	264	90
598 MISC CHEMICAL PRODS NES	1 844	567	94	516 OTHER ORGANIC CHEMICALS	535	238	91
625 RUBBER TYRES, TUBES	406	278	99	541 MEDICINAL ETC PRODUCTS	240	1 206	412
628 RUBBER ARTICLES NES	103	276	53	551 ESSENTL OIL PERFUME, ETC	71	178	60
634 VENEERS, PLYWOOD, ETC	1 036	140	372	553 PERFUMERY, COSMETICS, ETC	491	946	320
641 PAPER AND PAPERBOARD	1 851	1 084	122	554 SOAPS, CLEANING ETC PREPS	151	111	38
642 ARTICLES OF PAPER ETC	108	349	258	582 PROD OF CONDENSATION ETC	205	348	125
651 TEXTILE YARN AND THREAD	128	708	71	583 PROD OF POLYMERIZING ETC	169	134	45
652 COTTON FABRICS WOVEN	31	182	32	591 PESTICIDES, DISINFECTANTS	65	124	42
653 WOVN MAN-MADE FIB FABRIC	14	88	98	598 MISC CHEMICAL PRODS NES	1 979	611	209
657 SPECIAL TEXTILE ETC PROD	178	268	268	628 RUBBER ARTICLES NES	26	129	41
661 CEMENT ETC BUILDING PROD	4 154	784	182	635 WOOD MANUFACTURES NES	276	225	78
662 CLAY, REFRACTORY BLDG PRD	3 971	537	64	641 PAPER AND PAPERBOARD	1 054	325	111
663 OTH NONMETAL MINERAL MFS	30	187	315	642 ARTICLES OF PAPER ETC	372	258	86
664 GLASS	7 531	893	895	651 TEXTILE YARN AND THREAD	20	95	32
665 GLASSWARE	20 520	2 512	42	664 GLASS	1 084	206	69
666 POTTERY	62	115	502	665 GLASSWARE	278	304	106
674 IRN STL UNIV PLATE, SHEET	13 207	1 413	179	666 POTTERY	291	1 463	518
675 IRON STEEL HOOP STRIP	5 793	507	48	673 IRON AND STEEL SHAPES	2 506	264	88
678 IRON STL TUBES, PIPES, ETC	32 196	5 237	39	674 IRN, STL UNIV, PLATE, SHEET	4 415	432	159
684 ALUMINIUM	79	136	41	678 IRON, STL TUBES PIPES, ETC	6 036	932	310
693 WIRE PRODUCTS NON ELECTR	230	108	475	684 ALUMINIUM	75	107	40
694 STL, COPPR NAILS, NUTS, ETC	149	120	96	693 WIRE PRODUCTS NON ELECTR	1 264	790	263
695 TOOLS	383	1 366	112	694 STL, COPPR NAILS, NUTS, ETC	566	218	69
696 CUTLERY	103	272	450	695 TOOLS	350	782	269
697 BASE MTL HOUSEHOLD EQUIP	242	332	80	696 CUTLERY	72	403	137
699 OTHER METAL MANUFACTURES	801	1 274	42	697 BASE MTL HOUSEHOLD EQUIP	394	574	198
713 INTRNL COMBUS PISTN ENGN	44	217	42	699 OTHER METAL MANUFACTURES	465	700	239
716 ROTATING ELECTRIC PLANT	16	115	220	712 STEAM ENGINES, TURBINES	113	1 422	514
722 TRACTORS NON-ROAD	681	624	355	713 INTRNL COMBUS PISTN ENGN	450	2 449	845
724 TEXTILE, LEATHER MACHNRY	273	1 017	126	716 ROTATING ELECTRIC PLANT	88	190	62
725 PAPER ETC MILL MACHINERY	96	379	483	723 CIVIL ENGINEER EQUIP ETC	749	834	268
726 PRINTG, BKBINDG MACHY, PTS	277	1 462	1 674	726 PRINTG, BKBINDG MACHY, PTS	40	150	49
727 FOOD MACHRY NON-DOMESTIC	879	4 639	520	727 FOOD MACHRY NON-DOMESTIC	19	130	42
728 OTH MACHRY FOR SPCL INDUS	918	1 538	120	728 OTH MACHRY FOR SPCL INDUS	104	388	134
736 MACHINE TOOLS FOR METAL	62	332	226	741 HEATING, COOLING EQUIPMNT	1 124	2 187	750
737 METALWORKING MACHNRY NES	89	645	421	742 PUMPS FOR LIQUIDS ETC	27	406	134
741 HEATING, COOLING EQUIPMNT	287	1 225	59	743 PUMPS NES, CENTRIFUGES ETC	59	286	94
742 PUMPS FOR LIQUIDS ETC	42	172	131	745 NONELEC MACHY TOOLS NES	85	418	142
743 PUMPS NES, CENTRIFUGES ETC	163	368	403	749 NONELEC MACH PTS, ACC NES	128	639	213
744 MECHANICAL HANDLING EQU	483	1 120	450	751 OFFICE MACHINES	30	135	43
745 NONELEC MACHY TOOLS NES	1 741	1 295	163	752 AUTOMTIC DATA PROC EQUIP	3	95	36
749 NONELEC MACH PTS, ACC NES	84	478	75	755 OFFICE & ADP MCH PTS, ACC	5	139	53
751 OFFICE MACHINES	42	234	103	764 TELECOM EQPT, PTS, ACC NES	5	123	41
752 AUTOMTIC DATA PROC EQUIP	14	313	35	771 ELECTRIC POWER MACHY NES	92	208	68
759 OFFICE & ADP MCH PTS ACC		111	819	772 SWITCHGEAR ETC & PTS NES	455	1 087	375
764 TELECOM EQPT, PTS, ACC NES	37	2 170	323	773 ELECTR DISTRIBUTING MACH	1 350	1 188	397
772 SWITCHGEAR ETC & PTS NES	222	884	33	774 ELECTRO-MEDCL, XRAY EQUIP	5	99	32
773 ELECTR DISTRIBUTING MACH	160	96	45	775 HOUSEHOLD TYPE EQUIP NES	60	228	82
776 ELECTRICAL MACHINERY NES	41	136	435	778 ELECTRICAL MACHINERY NES	100	384	120
781 PASS MOTOR VEH EXC BUSES	346	1 256	341	781 PASS MOTOR VEH EXC BUSES	2 138	8 587	2 932
784 MOTOR VEHCL PTS, ACC NES	314	980	63	784 MOTOR VEHCL PTS ACC NES	89	315	105
812 PLUMBG HEATNG, LGHTNG EQU	60	181	307	786 VEH NES NONMOTR TRAILERS	8 948	11 503	3 921
851 FOOTWEAR	132	870	65	812 PLUMBG, HEATNG, LGHTNG EQU	289	598	210
871 OPTICAL INSTRUMENTS	5	208	45	821 FURNITURE	3 203	1 933	656
872 MEDICAL INSTRUMENTS NES	14	122	238	831 TRAVEL GOODS, HANDBAGS	88	343	115
874 MEASURNG CONTROLNG INSTR	58	701	124	842 MENS OUTERWEAR NOT KNIT	32	428	139
882 PHOTO CINEMA SUPPLIES	156	371	74	843 WOMENS OUTERWEAR NONKNIT	8	307	96
884 OPTICAL GOODS NES	1	211	823	844 UNDERWEAR NOT KNIT	24	235	82
893 ARTICLES OF PLASTIC NES	1 672	2 254	68	845 OUTERWEAR KNIT NONELASTC	7	176	55
894 TOYS SPORTING GOODS, ETC	81	187	165	846 UNDERWEAR KNITTED	10	166	57
895 OFFICE SUPPLIES NES	135	486	79	851 FOOTWEAR	60	342	115
899 OTHER MANUFACTURED GOODS	138	217		872 MEDICAL INSTRUMENTS NES	10	129	42
				874 MEASURNG CONTROLNG INSTR	42	1 256	416

7 IMPORTS AND EXPORTS (SPECIAL TRADE) BY COUNTRIES OF PRODUCTION AND CONSUMPTION AND BY GROUPS OF THE SITC-REV. II 1985

GROUP DESCRIPTION	DT * 100 KG	1 000 DM	1 000 \$	GROUP DESCRIPTION	DT * 100 KG	1 000 DM	1 000 \$
884 OPTICAL GOODS NES		356	128	667 PEARL,PREC-,SEMI-P STONE		275	97
885 WATCHES AND CLOCKS		254	87	671 PIG IRON,ETC	840	247	86
892 PRINTED MATTER		125	43	673 IRON AND STEEL SHAPES	5 313	884	309
893 ARTICLES OF PLASTIC NES	1 247	1 128	388	674 IRN,STL UNIV,PLATE,SHEET	120 773	12 344	4 181
894 TOYS,SPORTING GOODS,ETC	283	719	249	675 IRON,STEEL HOOP,STRIP	4 361	1 521	518
895 OFFICE SUPPLIES NES	38	195	69	677 IRN,STL WIRE EXCL W ROD	3 860	1 429	494
897 GOLD,SILVER WARE,JEWELRY	20	7 357	2 543	678 IRON,STL TUBES,PIPES,ETC	300 864	67 954	21 768
898 MUSICAL INSTRUMENTS,PTS	35	180	59	681 SILVER,PLATINUM,ETC		177	65
899 OTHER MANUFACTURED GOODS	105	284	92	682 COPPER EXC CEMENT COPPER	1 332	1 375	466
951 WAR FIREARMS,AMMUNITION	2	101	38	683 NICKEL		344	113
				684 ALUMINIUM	2 070	1 475	524
COLOMBIA				681 STRUCTURES AND PARTS NES	1 479	1 197	425
IMPORTS	2 606 812	1 561 502	531 475	693 WIRE PRODUCTS NON ELECTR	111	746	267
034 FISH FRESH,CHILLED,FROZN	50	904	311	694 STL COPPR NAILS,NUTS,ETC	531	504	171
057 FRUIT,NUTS,FRESH,DRIED	812 267	99 954	34 176	695 TOOLS	2,695	6 055	2 043
058 FRUIT PRESERVED,PREPARED	3 969	1 943	639	696 CUTLERY	147	699	237
071 COFFEE AND SUBSTITUTES	1 467 539	1 349 978	459 361	699 OTHER METAL MANUFACTURES	2 671	2 678	904
072 COCOA	5 718	4 112	1 501	700 INDUSTRIAL PLANT,CHAP 84	745	1 162	371
121 TOBACCO UNMNFCTRD,REFUSE	6 202	9 198	3 087	703 INDUSTRIAL PLANT,CHAP 85	3 647	20 850	7 172
263 COTTON	25 291	11 912	4 130	713 INTRNL COMBUS PISTN ENGN	2 132	3 353	1 171
268 NONFERR METAL SCRAP NES		145	44	714 ENGINES & MOTORS NES	56	8 437	2 627
291 CRUDE ANIMAL MTRIALS NES	143	159	54	716 ROTATING ELECTRIC PLANT	3 659	8 288	3 043
292 CRUDE VEG MATERIALS NES	18 800	25 549	8 741	718 OTH POWER GENERATG MACHY	185	2 052	650
322 COAL,LIGNITE,PEAT	190 631	2 721	882	721 AGRIC MACHY,EXC TRACTORS	435	1 159	404
334 PETROLEUM PRODUCTS,REFIN	23 302	1 003	327	722 TRACTORS NON-ROAD	348	651	221
583 PROD OF POLYMERIZING ETC	1 538	253	93	723 CIVIL ENGINEERG EQUIP ETC	11 404	28 482	9 562
592 STARCH,INULIN,GLUTEN,ETC	7 741	6 685	2 255	724 TEXTILE,LEATHER MACHNRY	3 755	17 377	6 011
611 LEATHER	2 038	4 538	1 544	725 PAPER ETC MILL MACHINERY	1 366	6 440	2 466
612 LEATHER ETC MANUFACTURES	2 012	4 244	1 459	726 PRINTG,BKBDNG MACHY,PTS	307	2 097	730
634 VENEERS,PLYWOOD,ETC	870	408	153	727 FOOD MACHRY NON-DOMESTIC	190	1 211	422
642 ARTICLES OF PAPER ETC	92	97	35	728 OTH MACHY FOR SPCL INDUS	3 155	12 665	4 321
651 TEXTILE YARN AND THREAD	10 292	10 402	3 371	736 MACHINE TOOLS FOR METAL	494	2 955	1 036
652 COTTON FABRICS WOVEN	3 832	4 231	1 440	737 METALWORKING MACHNRY NES	784	1 294	444
667 PEARL,PREC-,SEMI-P STONE		603	206	741 HEATING,COOLING EQUIPMNT	1 920	3 711	1 295
671 PIG IRON ETC	21 785	13 830	4 729	742 PUMPS FOR LIQUIDS ETC	896	3 747	1 330
714 ENGINES & MOTORS NES	9	441	159	743 PUMPS NES,CENTRIFUGES ETC	1 599	5 901	2 068
745 NONELEC MACHY,TOOLS NES	5	107	41	744 MECHANICAL HANDLING EQU	1 713	3 499	1 230
764 TELECOM EQPT,PTS,ACC NES	136	474	180	745 NONELEC MACHY,TOOLS NES	3 426	15 832	5 625
831 TRAVEL GOODS,HANDBAGS	37	404	145	749 NONELEC MACH PTS ACC NES	2 350	8 823	3 112
842 MENS OUTERWEAR NOT KNIT	299	1 542	514	751 OFFICE MACHINES	15	195	75
843 WOMENS OUTERWEAR NONKNIT	277	1 848	589	752 AUTOMTIC DATA PROC EQUIP	115	3 550	1 226
892 PRINTED MATTER	554	773	266	759 OFFICE & ADP MCH PTS,ACC	62	688	238
894 TOYS,SPORTING GOODS ETC	110	201	61	762 RADIO BROADCAST RECEIVRS	4	190	65
897 GOLD,SILVER WARE,JEWELRY	1	115	42	763 SOUND RECORDRS,PHONOGRPH	3	181	68
				764 TELECOM EQPT,PTS,ACC NES	1 482	25 881	8 473
EXPORTS	968 720	716 704	243 512	771 ELECTRIC POWER MACHY NES	396	1 584	563
001 LIVE ANIMALS	17	420	147	772 SWITCHGEAR ETC & PTS NES	1 849	11 627	4 122
022 MILK AND CREAM	3 950	1 040	373	773 ELECTR DISTRIBUTING MACH	706	731	267
061 SUGAR AND HONEY	1 637	353	121	774 ELECTRO-MEDCL,XRAY EQUIP	306	9 354	3 454
081 FEEDING STUFF FOR ANIMLS	6 576	1 397	488	776 TRANSISTORS,VALVES,ETC	2	400	147
098 EDIBLE PRODUCTS,PREPS NES	1 399	554	193	776 ELECTRICAL MACHINERY NES	1 716	6 684	2 388
112 ALCOHOLIC BEVERAGES	288	407	124	781 PASS MOTOR VEH EXC BUSES	11 407	32 843	10 903
233 RUBBER,SYNTHTIC,RECLAIND	9 229	4 640	1 570	782 LORRIES,SPCL MTR VEH NES	1 012	2 598	808
251 PULP AND WASTE PAPER	536	120	43	784 MOTOR VEHCL PTS,ACC NES	2 723	7 302	2 558
278 OTHER CRUDE MINERALS	3 979	801	267	785 MOTOR & OTHER CYCLES ETC	619	731	247
287 BASE METAL ORES,CONC NES	1 806	232	79	786 VEH NES NONMOTR,TRAILERS	845	1 146	414
291 CRUDE ANIMAL MTRIALS NES	18	133	48	801 INDUSTRIAL PLANT,CHAP 90	242	4 401	1 506
292 CRUDE VEG MATERIALS NES	1 566	3 101	1 087	812 PLUMBGB,HEATING,LGHTNG EQU	64	577	206
334 PETROLEUM PRODUCTS,REFIN	4 690	1 947	645	821 FURNITURE	38	236	81
335 RESIDUAL PETRLM PROD NES	1 935	452	155	848 HEADGEAR,NONTXTL CLOTHNG	5	88	32
411 ANIMAL OILS AND FATS	380	187	64	851 FOOTWEAR	56	415	145
431 PROCESD ANML VEG OIL,ETC	3 187	946	320	851 OPTICAL INSTRUMENTS	39	1 313	465
511 HYDROCARBONS NES,DERIVS	10 081	3 366	1 121	872 MEDICAL INSTRUMENTS NES	290	8 464	3 066
512 ALCOHOLS,PHENOLS,ETC	19 649	6 004	1 979	873 METERS & COUNTERS NES	27	383	135
513 ORGANIC ACIDS,ETC	28 597	15 194	5 116	874 MEASURING,CONTROLLNG INSTR	673	12 517	4 413
514 NITROGEN-FUNCTN COMPOUNDS	23 841	20 780	6 964	881 PHOTO APPAR & EQUIPT NES	21	265	92
515 ORG-INORG COMPOUNDS ETC	8 070	26 596	9 030	882 PHOTO,CINEMA SUPPLIES	2 512	5 120	1 779
516 OTHER ORGANIC CHEMICALS	3 260	5 601	1 858	884 OPTICAL GOODS NES	3	702	254
522 INORG ELEMNTS,OXIDES,ETC	74 249	12 192	4 159	885 WATCHES AND CLOCKS	78	669	232
523 OTHR INORGANIC CHEMICALS	52 964	10 617	3 590	892 PRINTED MATTER	1 104	1 300	430
531 SYNT DYE,NAT INDOGO,LAKES	6 997	24 126	8 143	893 ARTICLES OF PLASTIC NES	244	807	290
532 DYES NES,TANNING PRODS	3 166	920	314	894 TOYS,SPORTING GOODS,ETC	60	195	68
533 PIGMENTS,PAINTS,ETC	11 324	7 284	2 495	895 OFFICE SUPPLIES NES	274	2 569	907
541 MEDICINAL ETC PRODUCTS	4 144	37 558	12 662	896 WORKS OF ART ETC		114	38
551 ESSENTL OIL,PERFUME,ETC	532	2 899	989	897 GOLD,SILVER WARE,JEWELRY		1 657	535
553 PERFUMERY,COSMETICS,ETC	144	347	110	898 MUSICAL INSTRUMENTS,PTS	52	8 836	2 854
554 SOAPS,CLEANING ETC PREPS	17 102	6 859	2 341	899 OTHER MANUFACTURED GOODS	34	607	207
562 FERTILIZERS MANUFACTURED	7 604	1 152	400	951 WAR FIREARMS,AMMUNITION	86	632	232
582 PROD OF CONDENSATION ETC	15 734	12 613	4 288				
583 PROD OF POLYMERIZING ETC	47 471	16 393	5 652	VENEZUELA			
584 CELLULOSE DERIVATVS ETC	3 947	4 813	1 643	IMPORTS	60 273 024	3 494 158	1 187 340
585 PLASTIC MATERIALS NES	293	521	171	057 FRUIT,NUTS FRESH,DRIED	1 848	1 023	329
591 PESTICIDES,DISINFECTANTS	6 777	16 012	5 506	072 COCOA	1 277	1 263	430
592 STARCH,INULIN,GLUTEN,ETC	965	1 244	426	281 IRON ORE,CONCENTRATES	5 578 678	39 823	13 600
598 MISC CHEMICAL PRODS NES	26 619	16 958	5 780	288 NONFERR METAL SCRAP NES	945	220	71
605 INDUSTRIAL PLANT CHAP 73	336	1 556	533	291 CRUDE ANIMAL MTRIALS NES	2 070	299	104
621 MATERIALS OF RUBBER	170	365	127	292 CRUDE VEG MATERIALS NES	76	129	45
625 RUBBER TYRES,TUBES	222	303	103	333 CRUDE PETROLEUM	50 499 379	3 120 878	1 055 981
628 RUBBER ARTICLES NES	95	619	213	334 PETROLEUM PRODUCTS,REFIN	3 841 886	254 654	90 195
641 PAPER AND PAPERBOARD	7 210	4 064	1 407	335 RESIDUAL PETRLM PROD NES	17 864	1 543	530
642 ARTICLES OF PAPER ETC	268	637	218	598 MISC CHEMICAL PRODS NES	9 141	900	295
651 TEXTILE YARN AND THREAD	1 582	1 997	688	672 IRON,STL PRIMARY FORMS	4 205	233	70
653 WOVN MAN-MADE FIB FABRIC	129	878	304	674 IRN,STL UNIV,PLATE SHEET	73 117	7 602	3 023
655 KNIT ETC FABRICS	41	222	79	684 ALUMINIUM	169 065	60 161	20 841
657 SPECIAL TEXTILE ETC PROD	312	2 403	807	713 INTRNL COMBUS PISTN ENGN	134	284	101
658 TEXTILE ARTICLES NES	43	122	45	728 OTH MACHY FOR SPCL INDUS	37	209	69
659 FLOOR COVERINGS ETC	16	103	35	793 SHIPS AND BOATS	69 058	1 028	324
662 CLAY,REFRACTORY BLDG PRD	7 868	1 508	521	898 MUSICAL INSTRUMENTS,PTS	32	84	30
663 OTH NONMETAL MINERAL MFS	1 605	1 271	416	971 GOLD,NON MONETARY NES	1	114	36
664 GLASS	6 423	3 698	282				
666 GLASSWARE	1 172	1 613	573				
666 POTTERY	47	167	63				

7 IMPORTS AND EXPORTS (SPECIAL TRADE) BY COUNTRIES OF PRODUCTION AND CONSUMPTION AND BY GROUPS OF THE SITC-REV. II 1985

GROUP DESCRIPTION	DT = 100 KG	1 000 DM	1 000 \$	GROUP DESCRIPTION	DT = 100 KG	1 000 DM	1 000 \$
EXPORTS	1 444 668	1 040 953	357 518	728 OTH MACHY FOR SPCL INDUS	11 514	50 487	17 905
001 LIVE ANIMALS	14	177	56	736 MACHINE TOOLS FOR METAL	2 482	12 689	4 397
024 CHEESE AND CURD	585	395	131	737 METALWORKING MACHNRY NES	15 270	11 547	3 988
048 CEREAL ETC PREPARATIONS	236 590	18 690	6 359	741 HEATING, COOLING EQUIPMNT	3 394	10 539	3 670
054 VEG ETC FRSH, SPLY PRSVD	16 181	9 004	2 864	742 PUMPS FOR LIQUIDS ETC	1 656	11 064	3 795
056 VEGTBLES ETC PRSVD, PREPD	136	234	89	743 PUMPS NES, CENTRIFUGES ETC	2 912	10 717	3 716
061 SUGAR AND HONEY	876	169	58	744 MECHANICAL HANDLING EQU	4 282	11 666	4 089
075 SPICES	236	193	63	745 NONELEC MACHY, TOOLS NES	3 214	24 776	8 562
081 FEEDING STUFF FOR ANMLS	3 776	2 271	721	749 NONELEC MACH PTS, ACC NES	9 766	28 215	9 848
098 EDIBLE PRODCTS, PREPS NES	1 826	3 468	1 240	751 OFFICE MACHINES	1 049	5 999	2 085
112 ALCOHOLIC BEVERAGES	1 506	699	232	752 AUTOMTIC DATA PROC EQUIP	91	3 034	1 093
233 RUBBER, SYNTHETIC, RECLAIMD	33 365	12 790	4 320	759 OFFICE & ADP MCH PTS, ACC	60	1 933	665
251 PULP AND WASTE PAPER	1 340	212	71	763 SCUND RECORDRS, PHONOGRPH	37	439	137
263 COTTON	3 678	1 607	553	764 TELECOM EQPT, PTS, ACC NES	1 288	13 755	4 895
266 SYNTHETIC FIBRE TO SPIN	2 383	1 518	544	771 ELECTRIC POWER MACHY NES	1 546	2 120	738
267 OTHER MAN-MADE FIBRES	298	140	44	772 SWITCHGEAR ETC & PTS NES	8 324	47 384	16 955
273 STONE, SAND AND GRAVEL	5 122	248	84	773 ELECTR DISTRIBUTING MACH	264	589	205
278 OTHER CRUDE MINERALS	11 295	1 394	478	774 ELECTRO-MEDCL, XRAY EQUIP	306	9 732	3 303
287 BASE METAL ORES, CONC NES	16 949	1 815	603	775 HOUSEHOLD TYPE EQUIP NES	459	1 587	529
292 CRUDE VEG MATERIALS NES	4 044	7 925	2 643	776 TRANSISTORS, VALVES, ETC	15	2 522	833
334 PETROLEUM PRODUCTS, REFIN	14 847	3 062	1 026	778 ELECTRICAL MACHINERY NES	15 396	19 677	6 532
335 RESIDUAL PETRLM PROD NES	16 374	2 304	792	781 PASS MOTOR VEH EXC BUSES	2 768	12 541	4 356
411 ANIMAL OILS AND FATS	1 107	242	92	784 MOTOR VEHCL PTS, ACC NES	7 020	22 834	7 708
424 FIXED VEG OIL NONSOFT	4 765	1 095	374	792 AIRCRAFT	5	252	86
431 PROCESD ANML VEG OIL ETC	7 071	2 479	843	812 PLUMB, HEATING, LGHTNG EQU	123	320	117
511 HYDROCARBONS NES, DERIVS	3 495	1 210	424	843 WOMENS OUTERWEAR NONKNIT	15	182	60
512 ALCOHOLS, PHENOLS ETC	26 258	10 934	3 610	845 OUTERWEAR KNIT NONELASTC	15	231	77
513 ORGANIC ACIDS, ETC	19 587	8 085	2 732	846 UNDERWEAR KNITTED	12	172	57
514 NITROGEN-FUNCTN COMPOUNDS	22 261	17 810	6 109	847 TXTL CLTHNG ACCESSRYS NES	40	184	67
515 ORG-INORG COMPOUNDS ETC	4 443	15 970	5 369	848 HEADGEAR, NONTXTL CLOTHNG	7	514	169
516 OTHER ORGANIC CHEMICALS	20 888	8 570	2 894	851 FOOTWEAR	395	1 586	580
522 INORG ELEMNTS, OXIDES, ETC	60 331	17 066	5 773	871 OPTICAL INSTRUMENTS	29	926	310
523 OTHR INORGANIC CHEMICALS	66 346	10 708	3 618	872 MEDICAL INSTRUMENTS NES	468	5 654	1 972
531 SYNT DYE, NAT INDO, LAKES	3 685	16 522	5 623	873 METERS & COUNTERS NES	19	445	151
532 DYES NES, TANNING PRODS	25 297	7 183	2 461	874 MEASURING, CONTROLNG INSTR	1 177	13 927	4 864
533 PIGMENTS PAINTS, ETC	3C 455	17 443	5 747	881 PHOTO APPAR & EQUIPT NES	293	5 439	1 807
541 MEDICINAL ETC PRODUCTS	3 893	36 164	12 277	882 PHOTO, CINEMA SUPPLIES	2 835	9 670	3 266
551 ESSENTL OIL, PERFUME, ETC	3 646	12 224	4 205	884 OPTICAL GOODS NES	3	487	167
553 PERFUMERY, COSMETICS, ETC	242	370	117	885 WATCHES AND CLOCKS	41	981	354
554 SOAPS, CLEANING ETC PREPS	9 567	5 374	1 799	892 PRINTED MATTER	2 274	3 469	1 171
562 FERTILIZERS MANUFACTURED	63 476	2 685	823	893 ARTICLES OF PLASTIC NES	1 018	2 730	949
562 PROD OF CONDENSATION ETC	11 763	12 392	4 196	894 TOYS, SPORTING GOODS, ETC	151	1 961	624
583 PROD OF POLYMERIZING ETC	75 065	21 090	7 158	895 OFFICE SUPPLIES NES	701	2 991	1 006
584 CELLULOSE DERIVATIVES ETC	7 411	6 654	2 314	897 GOLD, SILVER WARE, JEWELRY	21	841	282
585 PLASTIC MATERIALS NES	144	654	209	898 MUSICAL INSTRUMENTS, PTS	663	3 215	1 090
591 PESTICIDES, DISINFECTANTS	8 654	8 936	3 030	899 OTHER MANUFACTURED GOODS	378	1 860	640
592 STARCH, INULIN, GLUTEN, ETC	1 842	1 811	594	951 WAR FIREARMS AMMUNITION	45	3 166	1 076
598 MISC CHEMICAL PRODS NES	44 897	27 632	9 451	IMPORTS	2 469 044	56 492	19 270
612 LEATHER ETC MANUFACTURES	13	198	217	042 RICE	5 004	501	164
621 MATERIALS OF RUBBER	702	658	96	112 ALCOHOLIC BEVERAGES	28 593	4 424	1 467
625 RUBBER TYRES, TUBES	348	286	2 019	278 OTHER CRUDE MINERALS	7 592	314	102
628 RUBBER ARTICLES NES	2 132	5 888	168	287 BASE METAL ORES, CONC NES	2 419 486	49 296	16 870
634 VENEERS, PLYWOOD, ETC	1 212	500	68	512 ALCOHOLS, PHENOLS, ETC	8 114	1 131	378
635 WOOD MANUFACTURES NES	122	196	3 981	941 ZOO ANIMALS, PETS	36	629	221
641 PAPER AND PAPERBOARD	22 445	11 761	626	EXPORTS	16 011	7 091	2 321
642 ARTICLES OF PAPER ETC	1 194	1 809	647	061 SUGAR AND HONEY	2 135	159	55
651 TEXTILE YARN AND THREAD	1 336	1 897	429	431 PROCESD ANML VEG OIL, ETC	1 099	206	67
652 COTTON FABRICS WOVEN	225	1 330	518	522 INORG ELEMNTS, OXIDES, ETC	8 059	86	30
653 WOVN MAN-MADE FIB FABRIC	290	1 642	113	523 OTHR INORGANIC CHEMICALS	1 433	265	91
654 OTH WOVEN TEXTILE FABRIC	97	330	120	695 TOOLS	25	110	38
655 KNIT ETC FABRICS	166	740	186	723 CIVIL ENGINEERG EQUIP ETC	487	1 515	508
656 LACE, RIBBONS, TULLE ETC	13	121	832	726 PRINTG, BKBINDG MACHY PTS	232	1 244	378
657 SPECIAL TEXTILE ETC PROD	1 768	3 763	120	728 OTH MACHY FOR SPCL INDUS	139	408	136
661 CEMENT ETC BUILDING PROD	2 794	511	63	736 MACHINE TOOLS FOR METAL	13	96	35
662 CLAY, REFRACTORY BLDG PRD	15 161	2 836	63	745 NONELEC MACHY TOOLS NES	51	108	35
663 OTH NONMETAL MINERAL MFS	11 296	4 881	832	781 PASS MOTOR VEH EXC BUSES	346	1 423	474
664 GLASS	1 693	1 455	63	784 MOTOR VEHCL PTS, ACC NES	240	484	153
665 GLASSWARE	559	576	2 112	SURINAME			
666 POTTERY	336	530	61	IMPORTS	399 759	79 706	27 815
667 PEARL, PREC-, SEMI-P STONE		354	315	042 RICE	250 508	28 777	9 841
671 PIG IRON ETC	5 812	2 276	315	072 COCOA	5 373	3 618	1 226
672 IRON, STL PRIMARY FORMS	1 594	200	133	272 OTH WOOD ROUGH, SQUARED	11 980	835	282
673 IRON AND STEEL SHAPES	49 407	6 109	1 700	288 NONFERR METAL SCRAP NES	1 389	335	117
674 IRN, STL UNIV PLATE, SHEET	84 649	14 682	683	431 PROCESD ANML VEG OIL, ETC	3 133	253	89
675 IRON, STEEL HOOP, STRIP	19 316	3 930	15 055	684 ALUMINIUM	127 257	45 751	16 212
676 RAILWY RAILS ETC IRN STL	1 141	187	342	EXPORTS	145 711	22 608	7 728
677 IRN, STL WIRE EXCL W ROD	1 316	952	635	048 CEREAL ETC PREPARATIONS	6 198	432	144
678 IRON STL TUBES, PIPES, ETC	56 225	11 399	575	061 SUGAR AND HONEY	1 411	116	39
679 IRN STL CASTINGS UNWORKE	2 328	1 081	874	278 OTHER CRUDE MINERALS	23 010	536	199
681 SILVER PLATINUM, ETC		382	2 931	291 CRUDE ANIMAL MTRIALS NES	11	86	30
682 COPPER EXC CEMENT COPPER	7 001	4 970	3 009	292 CRUDE VEG MATERIALS NES	64	144	44
683 NICKEL	828	1 990	8 629	512 ALCOHOLS, PHENOLS, ETC	190	104	33
684 ALUMINIUM	54 999	42 594	61	516 OTHER ORGANIC CHEMICALS	796	280	98
686 ZINC	2 426	961	3 400	522 INORG ELEMNTS, OXIDES ETC	507	89	32
691 STRUCTURES AND PARTS NES	5 560	1 852	202	523 OTHR INORGANIC CHEMICALS	970	141	46
692 METAL TANKS, BOXES, ETC	1 356	1 071	437	533 PIGMENTS PAINTS ETC	532	263	87
693 WIRE PRODUCTS NON ELECTR	1 968	1 766	399	541 MEDICINAL ETC PRODUCTS	66	368	124
694 STL, COPPR NAILS NUTS, ETC	6 199	2 449	1 362	562 FERTILIZERS MANUFACTURED	87 250	4 449	1 473
695 TOOLS	4 471	11 764	2 332	582 PROD OF CONDENSATION ETC	171	111	39
696 CUTLERY	2 268	8 588	2 755	583 PROD OF POLYMERIZING ETC	10 145	2 438	862
699 OTHER METAL MANUFACTURES	9 394	8 866	18 335	591 PESTICIDES, DISINFECTANTS	926	1 080	371
703 INDUSTRIAL PLANT, CHAP 85	7 675	26 824	2 091	611 LEATHER	25	162	53
711 STEAM BOILERS & AUX PLN	86	182	5 819	628 RUBBER ARTICLES NES	58	155	50
712 INTRNL COMBUS PISTA ENGN	3 350	9 844	1 662	641 PAPER AND PAPERBOARD	744	261	90
714 ENGINES & MOTORS NES	19	623					
716 ROTATING ELECTRIC PLANT	6 255	9 912					
718 OTH POWER GENERATG MACHY	266	1 129					
721 AGRIC MACHY, EXC TRACTORS	1 087	3 700					
722 TRACTORS NON-ROAD	9 326	9 476					
723 CIVIL ENGINEERG EQUIP ETC	7 386	7 564					
724 TEXTILE, LEATHER MACHNRY	12 342	51 808					
725 PAPER ETC MILL MACHINERY	1 855	6 211					
726 PRINTG BKBINDG MACHY, PTS	4 318	17 269					
727 FOOD MACHRY NON-DOMESTIC	717	4 776					

7 IMPORTS AND EXPORTS (SPECIAL TRADE) BY COUNTRIES OF PRODUCTION AND CONSUMPTION AND BY GROUPS OF THE SITC-REV. II 1985

GROUP DESCRIPTION	DT * 100 KG	1 000 DM	1 000 \$	GROUP DESCRIPTION	DT * 100 KG	1 000 DM	1 000 \$
642 ARTICLES OF PAPER ETC	194	134	45	531 SYNT DYE,NAT INDGO,LAKES	1 810	6 590	2 305
663 OTH NONMETAL MINERAL MFS	143	306	120	532 DYES NES,TANNING PRODS	2 779	676	230
664 GLASS	710	141	52	533 PIGMENTS,PAINTS,ETC	9 176	5 780	2 004
673 IRON AND STEEL SHAPES	4 113	388	150	541 MEDICINAL ETC PRODUCTS	1 679	29 335	10 078
692 METAL TANKS,BOXES,ETC	78	114	36	551 ESSENTL OIL, PERFUME,ETC	679	2 475	867
693 WIRE PRODUCTS NON ELECTR	507	203	72	553 PERFUMERY,COSMETICS,ETC	351	481	158
694 STL,COPPR NAILS,NUTS,ETC	478	135	46	554 SOAPS CLEANING ETC PREPS	5 768	2 761	947
695 TOOLS	162	310	107	562 FERTILIZERS MANUFACTURED	36 646	2 911	979
697 BASE MTL HOUSEHOLD EQUIP	105	174	55	582 PROD OF CONDENSATION ETC	61 060	24 400	8 294
699 OTHER METAL MANUFACTURES	138	232	78	583 PROD OF POLYMERIZING ETC	66 146	18 928	6 432
723 CIVIL ENGINEERG EQUIP ETC	783	1 176	415	584 CELLULOSE DERIVATIVES ETC	854	1 011	348
724 TEXTILE,LEATHER MACHNRY	23	106	35	505 PLASTIC MATERIALS NES	267	105	38
726 PRINTG,BKBDNG MACHY,PTS	49	208	76	591 PESTICIDES,DISINFECTANTS	17 250	23 365	7 629
727 FOOD MACHRY NON-DOMESTIC	130	108	36	592 STARCH,INULIN,GLUTEN,ETC	1 084	924	318
728 OTH MACHY FOR SPCL INDUS	260	1 359	476	598 MISC CHEMICAL PRODS NES	9 674	7 651	2 658
736 MACHINE TOOLS FOR METAL	56	276	89	611 LEATHER	305	181	60
743 PUMPS NES,CENTRIFUGES ETC	60	136	44	621 MATERIALS OF RUBBER	170	176	61
744 MECHANICAL HANDLING EQU	236	235	75	625 RUBBER TYRES,TUBES	276	309	106
745 NONELEC MACHY,TOOLS NES	84	448	158	628 RUBBER ARTICLES NES	617	1 562	551
749 NONELEC MACH PTS,ACC NES	95	267	91	641 PAPER AND PAPERBOARD	3 080	2 113	734
764 TELECOM EQPT,PTS ACC NES	5	263	100	642 ARTICLES OF PAPER ETC	109	461	154
772 SWITCHGEAR ETC & PTS NES	108	406	141	651 TEXTILE YARN AND THREAD	2 340	2 690	911
773 ELECTR DISTRIBUTING MACH	234	173	64	657 SPECIAL TEXTILE ETC PROD	572	1 610	568
778 ELECTRICAL MACHINERY NES	129	128	41	662 CLAY,REFRACTORY BLDG PRD	16 537	2 272	792
781 PASS MOTOR VEH EXC BUSES	275	585	201	663 OTH NONMETAL MINERAL MFS	3 945	1 367	457
784 MOTOR VEHCL PTS ACC NES	39	151	52	664 GLASS	5 191	990	342
851 FOOTWEAR	52	225	80	665 GLASSWARE	1 546	1 127	402
874 MEASURNG,CONTROLNG INSTR	24	146	49	666 POTTERY	82	198	72
884 OPTICAL GOODS NES		106	35	672 IRON,STL PRIMARY FORMS	9 213	894	289
893 ARTICLES OF PLASTIC NES	182	195	62	673 IRON AND STEEL SHAPES	3 475	485	161
895 OFFICE SUPPLIES NES	61	98	35	674 IRN,STL UNIV PLATE SHEET	29 282	4 960	1 661
899 OTHER MANUFACTURED GOODS	42	99	34	675 IRON,STEEL HOOP,STRIP	5 040	885	308
FRENCH GUIAN				677 IRN,STL WIRE EXCL W ROD	271	154	53
IMPORTS				678 IRON,STL TUBES,PIPES,ETC	897	307	99
211 HIDES SKINS,UNDRESSED	108	361	117	682 COPPER EXC CEMENT COPPER	587	569	202
752 AUTOMATIC DATA PROC EQUIP	1	131	45	684 ALUMINIUM	5 100	4 732	1 617
874 MEASURNG,CONTROLNG INSTR	5	496	168	692 METAL TANKS,BOXES,ETC	188	433	157
EXPORTS				693 WIRE PRODUCTS NON ELECTR	356	110	40
112 ALCOHOLIC BEVERAGES	1 004	151	54	694 STL,COPPR NAILS,NUTS,ETC	361	231	76
122 TOBACCO MFRS	55	158	55	695 TOOLS	1 870	4 129	1 419
582 PROD OF CONDENSATION ETC	59	306	96	696 CUTLERY	219	578	207
673 IRON AND STEEL SHAPES	1 480	127	44	697 BASE MTL HOUSEHOLD EQUIP	186	291	97
691 STRUCTURES AND PARTS NES	207	245	78	699 OTHER METAL MANUFACTURES	1 490	2 228	783
714 ENGINES & MOTORS NES	2	187	66	711 STEAM BOILERS & AUX PLNT	51	156	59
723 CIVIL ENGINEERG EQUIP ETC	608	380	121	713 INTRNL COMBUS PISTN ENGN	2 341	8 910	3 027
728 OTH MACHY FOR SPCL INDUS	270	286	91	716 ROTATING ELECTRIC PLANT	312	924	300
745 NONELEC MACHY,TOOLS NES	40	263	93	718 OTH POWER GENERATG MACHY	8	152	49
773 ELECTR DISTRIBUTING MACH	48	224	72	721 AGRIC MACHY EXC TRACTORS	822	929	391
781 PASS MOTOR VEH EXC BUSES	1 939	4 281	1 493	722 TRACTORS NON-ROAD	11 887	12 045	4 286
784 MOTOR VEHCL PTS,ACC NES	149	473	161	723 CIVIL ENGINEERG EQUIP ETC	5 243	6 311	2 119
893 ARTICLES OF PLASTIC NES	398	149	52	724 TEXTILE,LEATHER MACHNRY	3 401	11 586	4 076
ECUADOR				725 PAPER ETC MILL MACHINERY	429	1 051	354
IMPORTS				726 PRINTG,BKBDNG MACHY,PTS	281	1 572	517
056 VEGTBLES ETC PRSVD,PREPD	3 729	2 742	926	727 FOOD MACHRY NON-DOMESTIC	236	939	334
057 FRUIT NUTS,FRESH,DRIED	1 133 471	149 962	50 702	728 OTH MACHY FOR SPCL INDUS	693	4 531	1 638
058 FRUIT PRESERVED PREPARED	1 185	860	292	736 MACHINE TOOLS FOR METAL	288	1 325	466
071 COFFEE AND SUBSTITUTES	24 646	25 652	8 916	737 METALWORKING MACHNRY NES	213	250	87
072 COCOA	48 753	33 601	11 981	741 HEATING,COOLING EQUIPMNT	598	1 698	578
081 FEEDING STUFF FOR ANIMLS	517 225	42 168	14 147	742 PUMPS FOR LIQUIDS ETC	384	1 483	519
248 WOOD SHAPED	2 347	2 776	962	743 PUMPS NES,CENTRIFUGES ETC	696	2 840	943
265 VEG FIBRE,EXCL COTN JUTE	6 080	2 315	806	744 MECHANICAL HANDLING EQU	2 193	3 542	1 251
292 CRUDE VEG MATERIALS NES	2 478	1 220	422	745 NONELEC MACHY,TOOLS NES	2 157	12 144	4 171
411 ANIMAL OILS AND FATS	65 329	4 262	1 695	749 NONELEC MACH PTS,ACC NES	706	3 405	1 165
541 MEDICINAL ETC PRODUCTS	4	414	137	751 OFFICE MACHINES	112	490	166
582 PROD OF CONDENSATION ETC	130	84	30	752 AUTOMATIC DATA PROC EQUIP	92	1 647	607
598 MISC CHEMICAL PRODS NES	100	613	232	759 OFFICE & ADP MCH PTS ACC	8	322	114
634 VENEERS,PLYWOOD,ETC	214	200	66	764 TELECOM EQPT,PTS,ACC NES	134	3 872	1 320
657 SPECIAL TEXTILE ETC PROD	11	103	34	771 ELECTRIC POWER MACHY NES	177	228	80
764 TELECOM EQPT,PTS,ACC NES	1	90	31	772 SWITCHGEAR ETC & PTS NES	281	1 624	553
941 ZOO ANIMALS PETS	8	257	89	773 ELECTR DISTRIBUTING MACH	117	322	109
971 GOLD,NON MONETARY NES		387	154	774 ELECTRO-MEDCL XRAY EQUIP	141	3 090	1 155
EXPORTS				775 HOUSEHOLD TYPE EQUIP NES	173	252	81
022 MILK AND CREAM	4 040	1 068	322	778 ELECTRICAL MACHINERY NES	3 738	9 730	3 210
048 CEREAL ETC PREPARATIONS	200	384	136	781 PASS MOTOR VEH EXC BUSES	3 657	10 564	3 597
054 VEG ETC FRSH,SMPLY PRSVD	100	322	110	782 LORRIES SPCL MTR VEH NES	10 337	16 156	5 699
061 SUGAR AND HONEY	618	159	55	783 ROAD MOTOR VEHICLES NES	3 510	5 776	2 102
081 FEEDING STUFF FOR ANIMLS	6 096	1 944	695	784 MOTOR VEHCL PTS,ACC NES	4 809	14 748	5 222
096 EDIBLE PRODUCTS,PREPS NES	18	98	35	786 VEH NES NONMOTR,TRAILERS	256	203	74
112 ALCOHOLIC BEVERAGES	161	95	31	812 PLUMBG,HEATING,LGHTNG EQU	143	361	125
233 RUBBER,SYNTHETIC RECLAIMD	15 688	4 710	1 576	847 TXTL CLTHNG ACCESSRYS NES	4	114	38
266 SYNTHETIC FIBRE TO SPIN	11 949	6 078	2 089	848 HEADGEAR,NONTXTL CLOTHING	42	118	42
267 OTHER MAN-MADE FIBRES	474	241	85	851 FOOTWEAR	12	124	42
278 OTHER CRUDE MINERALS	883	150	48	871 OPTICAL INSTRUMENTS	9	373	124
292 CRUDE VEG MATERIALS NES	96	224	78	872 MEDICAL INSTRUMENTS NES	818	5 701	1 959
334 PETROLEUM PRODUCTS,REFIN	2 370	885	296	874 MEASURNG,CONTROLNG INSTR	292	5 492	1 879
335 RESIDUAL PETRLM PROD NES	18 864	2 441	822	881 PHOTO APPAR & EQUIPT NES	24	204	70
431 PROCESD ANML VEG OIL,ETC	2 737	864	304	882 PHOTO CINEMA SUPPLIES	632	1 963	686
511 HYDROCARBONS NES,DERIVS	4 401	1 012	352	884 OPTICAL GOODS NES	4	189	64
512 ALCOHOLS,PHENOLS,ETC	5 923	2 098	710	892 PRINTED MATTER	292	513	172
513 ORGANIC ACIDS,ETC	4 112	7 279	2 451	893 ARTICLES OF PLASTIC NES	718	1 322	476
514 NITROGEN-FUNCTN COMPOUNDS	1 577	3 974	1 358	894 TOYS,SPORTING GOODS,ETC	44	212	73
515 ORG-INORG COMPOUNDS ETC	996	5 216	3 160	895 OFFICE SUPPLIES NES	716	2 554	887
516 OTHER ORGANIC CHEMICALS	1 009	1 320	456	897 GOLD SILVER WARE,JEWELRY	4 078	4 078	1 406
522 INORG ELEMNTS OXIDES ETC	12 241	2 497	855	898 MUSICAL INSTRUMENTS PTS	25	248	67
523 OTHR INORGANIC CHEMICALS	37 928	3 663	1 252	899 OTHER MANUFACTURED GOODS	148	643	223
				951 WAR FIREARMS,AMMUNITION	70	300	100
				961 COIN NONGOLD NONCURRENT	3 103	2 912	1 103

7 IMPORTS AND EXPORTS (SPECIAL TRADE) BY COUNTRIES OF PRODUCTION AND CONSUMPTION AND BY GROUPS OF THE SITC-REV. II 1985

GROUP DESCRIPTION	DT * 100 KG	1 000 DM	1 000 \$	GROUP DESCRIPTION	DT * 100 KG	1 000 DM	1 000 \$
PERU				653 WOVN MAN-MADE FIB FABRIC	24	165	55
IMPORTS	3 962 789	463 586	157 844	656 LACE, RIBBONS, TULLE, ETC		150	50
034 FISH FRESH, CHILLED, FROZN	798	536	179	657 SPECIAL TEXTILE ETC PROD	228	891	303
054 VEG ETC FRSH, SMLPY PRSVD	144	105	41	659 FLOOR COVERINGS ETC	33	165	58
056 VEGTBLES ETC PRSVD, PREPD	4 916	1 838	635	662 CLAY, REFRACTORY BLDG PRD	15 899	2 809	1 001
057 FRUIT, NUTS, FRESH, DRIED	4 484	2 635	931	663 OTH NONMETAL MINERAL MFS	6 676	1 633	545
058 FRUIT PRESERVED, PREPARED	13 173	4 107	1 385	664 GLASS	3 808	624	211
071 COFFEE AND SUBSTITUTES	1 503	1 132	396	665 GLASSWARE	472	697	233
072 COCOA	426	510	193	671 PIG IRON ETC	21 512	2 297	751
081 FEEDING STUFF FOR ANIMLS	1 470 091	108 970	37 375	672 IRON, STL PRIMARY FORMS	80 619	7 387	2 329
121 TOBACCO UNMNFCTRD, REFUSE	958	689	234	673 IRON AND STEEL SHAPES	8 073	1 019	342
248 WOOD SHAPED	2 510	327	115	674 IRN, STL UNIV. PLATE, SHEET	120 031	19 336	6 054
263 COTTON	43 483	24 860	8 801	675 IRON, STEEL HOOP, STRIP	8 800	3 473	1 148
268 WOOL (EXC TOPS), ANML HAIR	5 084	11 978	3 923	676 RAILWAY RAILS ETC IRN, STL	858	123	37
278 OTHER CRUDE MINERALS	151 573	2 408	774	677 IRN, STL WIRE EXCL W ROD	1 413	370	129
281 IRON ORE, CONCENTRATES	839 457	6 616	2 199	678 IRON, STL TUBES, PIPES, ETC	8 854	1 768	614
287 BASE METAL ORES, CONC NES	816 800	87 149	29 791	682 COPPER EXC CEMENT COPPER	1 847	1 380	469
288 NONFERR METAL SCRAP NES	3 399	1 362	489	683 NICKEL	291	771	263
289 PREC METAL ORE, WASTE NES	11 223	13 108	4 486	684 ALUMINIUM	2 354	2 322	793
291 CRUDE ANIMAL MTRIALS NES	1 723	1 062	373	691 STRUCTURES AND PARTS NES	341	409	144
292 CRUDE VEG MATERIALS NES	1 264	1 956	676	692 METAL TANKS, BOXES, ETC	168	323	106
411 ANIMAL OILS AND FATS	269 088	24 171	7 740	693 WIRE PRODUCTS NON ELECTR	689	853	275
424 FIXED VEG OIL NONSOFT	47 296	7 699	2 549	694 STL, COPPR NAILS, NUTS, ETC	646	529	178
431 PROCESD ANML VEG OIL ETC	3 312	101	38	695 TOOLS	1 852	4 509	1 552
522 INDRG ELEMNTS, OXIDES, ETC	712	234	90	696 CUTLERY	35	186	58
532 DYES NES, TANNING PRODS	620	1 941	629	697 BASE MTL HOUSEHOLD EQUIP	107	144	47
551 ESSENTL OIL, PERFUME, ETC	72	440	154	699 OTHER METAL MANUFACTURES	3 602	3 451	1 162
611 LEATHER	217	819	271	700 INDUSTRIAL PLANT, CHAP 64	1 124	4 098	1 405
613 FUR SKINS TANNED, DRESSED	113	618	212	711 STEAM BOILERS & AUX PLNT	25	172	57
651 TEXTILE YARN AND THREAD	22 373	32 326	10 820	712 STEAM ENGINES, TURBINES	11	470	168
652 COTTON FABRICS, WOVEN	8 256	11 737	3 828	713 INTRNL COMBUS PISTN ENGN	1 475	7 376	2 506
653 WOVN MAN-MADE FIB FABRIC	550	594	201	716 ROTATING ELECTRIC PLANT	439	1 870	624
654 OTH WOVEN TEXTILE FABRIC	244	1 456	472	718 OTH POWER GENERATG MACHY	124	1 489	569
658 TEXTILE ARTICLES NES	162	495	168	721 AGRIC MACHY EXC TRACTORS	321	381	133
659 FLOOR COVERINGS ETC	30	145	48	722 TRACTORS, NON-ROAD	3 796	5 107	1 742
663 OTH NONMETAL MINERAL MFS	2 547	2 300	790	723 CIVIL ENGINEERG EQUIP ETC	1 300	1 692	594
664 GLASS	45	90	32	724 TEXTILE, LEATHER MACHNRY	2 381	10 784	3 759
665 GLASSWARE	36	96	31	725 PAPER ETC MILL MACHINERY	309	1 225	422
666 POTTERY	52	91	32	726 PRINTG, BKBINDG MACHY, PTS	733	3 241	1 098
667 PEARL, PREC., SEMI-P STONE	99	137	47	727 FOOD MACHRY NON-DOMESTIC	124	708	245
681 SILVER, PLATINUM, ETC	37	2 187	736	728 OTH MACHY FOR SPCL INDUS	2 578	6 751	2 338
682 COPPER EXC CEMENT COPPER	229 661	91 254	31 680	736 MACHINE TOOLS FOR METAL	875	2 318	808
689 NON-FER BASE METALS NES	914	2 002	670	737 METALWORKING MACHNRY NES	89	529	176
741 HEATING, COOLING EQUIPMNT	3	82	32	741 HEATING, COOLING EQUIPMNT	602	2 023	703
742 PUMPS FOR LIQUIDS ETC	74	231	76	742 PUMPS FOR LIQUIDS ETC	395	2 756	934
743 PUMPS NES, CENTRIFUGES ETC	4	120	45	743 PUMPS NES, CENTRIFUGES ETC	566	2 555	875
821 FURNITURE	82	172	58	744 MECHANICAL HANDLING EQU	1 776	3 017	1 036
845 OUTERWEAR KNIT NONELASTC	169	775	246	745 NONELEC MACHY, TOOLS NES	2 079	11 316	3 927
846 UNDERWEAR KNITTED	1 036	3 471	1 080	749 NONELEC MACH PTS, ACC NES	1 081	4 299	1 470
848 HEADGEAR, NONTXTL CLOTHNG	33	565	188	751 OFFICE MACHINES	325	2 074	709
874 MEASURING, CONTROLLING INSTR	2	259	89	752 AUTOMTIC DATA PROC EQUIP	15	381	134
897 GOLD, SILVER WARE, JEWELRY	2	175	62	759 OFFICE & ADP MCH PTS, ACC	5	248	85
941 ZOO ANIMALS, PETS	8	232	82	762 RADIO BROADCAST RECEIVRS	5	247	82
EXPORTS	715 364	359 849	121 611	763 SOUND RECORDRS, PHONOGRPH	4	455	166
001 LIVE ANIMALS	8	227	74	764 TELECOM EQPT, PTS, ACC NES	201	7 309	2 552
022 MILK AND CREAM	7 965	2 122	771	771 ELECTRIC POWER MACHY NES	218	430	136
041 WHEAT ETC UNMILLED	50 000	2 210	772 SWITCHGEAR ETC & PTS NES	482	3 542	1 200	
046 CEREAL ETC PREPARATIONS	45 041	2 634	773 ELECTR DISTRIBUTING MACH	134	435	157	
054 VEG ETC FRSH, SMLPY PRSVD	579	732	774 ELECTRO-MEDCL, XRAY EQUIP	14	378	139	
061 SUGAR AND HONEY	1 500	367	822	775 HOUSEHOLD TYPE EQUIP NES	503	605	199
081 FEEDING STUFF FOR ANIMLS	847	662	666	776 TRANSISTORS, VALVES, ETC	8	229	80
098 EDIBLE PRODCTS, PREPS NES	237	99	917	777 ELECTRICAL MACHINERY NES	2 934	6 052	2 095
233 RUBBER, SYNTHETIC, RECLAIMD	2 576	1 129	242	781 PASS MOTOR VEH EXC BUSES	3 942	12 518	4 198
251 PULP AND WASTE PAPER	1 507	294	132	782 LORRIES, SPCL MTR VEH NES	3 561	5 455	1 749
266 SYNTHETIC FIBRE TO SPIN	4 336	1 467	216	783 ROAD MOTOR VEHICLES NES	68	115	46
278 OTHER CRUDE MINERALS	2 601	2 69	35	784 MOTOR VEHCL PTS, ACC NES	3 132	10 392	3 510
292 CRUDE VEG MATERIALS NES	548	2 411	372	786 VEH NES NONMOTR, TRAILERS	538	311	95
334 PETROLEUM PRODUCTS, REFIN	2 843	1 341	105	812 PLUMBING, HEATING, LGHTNG EQU	119	1 001	348
335 RESIDUAL PETRLM PROD NES	10 006	1 760	452	848 HEADGEAR, NONTXTL CLOTHNG	20	97	34
431 PROCESD ANML VEG OIL, ETC	950	336	90	871 OPTICAL INSTRUMENTS	15	916	318
511 HYDROCARBONS NES, DERIVS	4 689	1 498	859	872 MEDICAL INSTRUMENTS NES	94	1 897	656
512 ALCOHOLS, PHENOLS, ETC	21 177	4 074	452	873 METERS & COUNTERS NES	34	104	37
513 ORGANIC ACIDS ETC	11 523	5 948	583	874 MEASURING, CONTROLLING INSTR	253	5 550	1 900
514 NITROGEN-FUNCTN COMPOUNDS	5 920	5 129	112	881 PHOTO APPAR & EQUIPT NES	24	560	177
515 ORG-INORG COMPOUNDS ETC	1 447	8 185	491	882 PHOTO, CINEMA SUPPLIES	667	1 494	512
516 OTHER ORGANIC CHEMICALS	3 115	2 496	1 382	885 WATCHES AND CLOCKS	175	861	306
522 INORG ELEMNTS, OXIDES, ETC	25 984	4 191	1 999	892 PRINTED MATTER	1 073	3 229	1 218
523 OTH INORGANIC CHEMICALS	52 448	7 535	1 721	893 ARTICLES OF PLASTIC NES	1 047	1 590	548
531 SYNT DYE, NAT INDRG, LAKES	2 810	9 477	2 743	894 TOYS, SPORTING GOODS, ETC	398	446	153
532 DYES NES, TANNING PRODS	1 886	889	830	895 OFFICE SUPPLIES NES	733	2 159	761
533 PIGMENTS, PAINTS, ETC	8 276	4 823	1 407	897 GOLD, SILVER WARE, JEWELRY		347	106
541 MEDICINAL ETC PRODUCTS	1 539	15 197	2 490	898 MUSICAL INSTRUMENTS, PTS	423	1 629	549
551 ESSENTL OIL PERFUME, ETC	692	3 223	3 269	899 OTHER MANUFACTURED GOODS	300	569	190
553 PERFUMERY, COSMETICS, ETC	145	534	302	951 WAR FIREARMS, AMMUNITION	22	295	103
554 SOAPS CLEANING ETC PREPS	11 453	5 258	1 633	BRAZIL			
562 FERTILIZERS MANUFACTURED	7 690	355	5 156	IMPORTS	201 135 160	6 365 419	2 179 948
572 EXPLOSIVES, PYROTECH PROD	1 355	2 347	113	011 MEAT FRESH, CHILLD, FROZEN	165 509	132 639	45 196
582 PROD OF CONDENSATION ETC	22 327	11 491	756	014 MEAT PREPD, PRSVD, NES ETC	44 034	35 974	12 332
583 PROD OF POLYMERIZING ETC	27 913	9 156	3 816	034 FISH FRESH, CHILLED, FROZN	115	2 194	756
584 CELLULOSE DERIVATIVES ETC	2 237	1 803	3 121	036 SHELL FISH FRESH, FROZEN	290	508	167
591 PESTICIDES, DISINFECTANTS	5 323	8 371	601	045 CEREALS NES UNMILLED	18 145	1 375	471
592 STARCH INULIN, GLUTEN, ETC	793	526	2 721	054 VEG ETC FRSH, SMLPY PRSVD	608	247	84
598 MISC CHEMICAL PRODS NES	17 715	10 420	183	056 VEGTBLES ETC PRSVD, PREPD	1 865	1 039	345
607 INDUSTRIAL PLANT, CHAP 82	210	477	538	057 FRUIT, NUTS, FRESH, DRIED	80 685	30 826	10 770
612 LEATHER ETC MANUFACTURES	53	106	171	058 FRUIT PRESERVED, PREPARED	862 158	427 820	144 575
621 MATERIALS OF RUBBER	367	650	36	061 SUGAR AND HONEY	213 110	4 736	1 685
625 RUBBER TYRES TUBES	1 045	880	215	071 COFFEE AND SUBSTITUTES	1 050 324	940 370	323 081
628 RUBBER ARTICLES NES	908	1 856	324	072 COCOA	118 785	107 310	36 908
641 PAPER AND PAPERBOARD	4 704	2 900	633	074 TEA AND MATE	3 452	1 726	590
642 ARTICLES OF PAPER ETC	426	437	998	075 SPICES	40 355	30 983	10 473
651 TEXTILE YARN AND THREAD	655	746	149	081 FEEDING STUFF FOR ANIMLS	18 298 999	757 026	260 652
			246	098 EDIBLE PRODCTS, PREPS NES	1 326	707	245

7 IMPORTS AND EXPORTS (SPECIAL TRADE) BY COUNTRIES OF PRODUCTION AND CONSUMPTION AND BY GROUPS OF THE SITC-REV. II 1985

GROUP DESCRIPTION	DT * 100 KG	1 000 DM	1 000 \$	GROUP DESCRIPTION	DT * 100 KG	1 000 DM	1 000 \$
112 ALCOHOLIC BEVERAGES	745	591	193	742 PUMPS FOR LIQUIDS ETC	1 892	6 678	2 255
121 TOBACCO UNMFACTRD, REFUSE	202 049	183 325	63 002	743 PUMPS NES, CENTRIFUGES ETC	3 980	4 134	1 417
122 TOBACCO MFERS	512	1 979	679	744 MECHANICAL HANDLING EQU	3 843	3 106	1 026
211 HIDES, SKINS, UNDRESSED	320	617	212	745 NONELEC MACHY, TOOLS NES	880	4 078	1 427
212 FUR SKINS UNDRESSED	39	145	53	749 NONELEC MACH PTS, ACC NES	13 933	16 804	5 710
222 SEEDS FOR 'SOFT' FIXED OIL	7 003 839	466 042	161 506	751 OFFICE MACHINES	465	1 358	467
223 SEEDS FOR OTH FIXED OILS	77 498	6 462	2 305	752 AUTOMATIC DATA PROC EQUIP	25	639	232
233 RUBBER, SYNTHETIC, RECLAIMD	17 004	3 997	1 407	759 OFFICE & ADP MCH PTS, ACC	7	353	116
248 WOOD SHAPED	62 414	10 647	3 575	762 RADIO BROADCAST RECEIVRS	284	2 013	781
251 PULP AND WASTE PAPER	942 681	101 211	34 023	764 TELECOM EQPT, PTS, ACC NES	618	7 290	2 693
261 SILK	467	3 266	1 121	771 ELECTRIC POWER MACHY NES	1 364	2 376	804
263 COTTON	226 346	75 924	25 131	772 SWITCHGEAR ETC & PTS NES	2 852	14 884	5 099
265 VEG FIBRE, EXCL COTN JUTE	3 473	447	145	773 ELECTR DISTRIBUTING MACH	342	562	189
266 SYNTHETIC FIBRE TO SPIN	1 433	417	150	774 ELECTRO-MEDCL, XRAY EQUIP	6	121	40
268 WOOL (EXC TOPS), ANML HAIR	3 562	2 243	741	775 HOUSEHOLD TYPE EQUIP NES	521	2 315	808
273 STONE, SAND AND GRAVEL	60 176	4 393	1 482	776 TRANSISTORS, VALVES, ETC	649	21 062	7 226
278 OTHER CRUDE MINERALS	361 015	29 428	10 172	778 ELECTRICAL MACHINERY NES	5 888	14 068	4 826
281 IRON ORE, CONCENTRATES	165 001 578	1 233 772	423 453	781 PASS MOTOR VEH EXC BUSES	6 226	5 946	2 046
287 BASE METAL ORES, CONC NES	1 924 370	29 450	9 913	782 LORRIES, SPCL MTR VEH NES	14 258	12 346	4 234
288 NONFER METAL SCRAP NES	12 023	844	325	784 MOTOR VEHCL PTS, ACC NES	59 636	47 060	15 868
289 PREC METAL ORE, WASTE NES		291	79	785 MOTOR & OTHER CYCLES ETC	5 797	8 980	2 952
291 CRUDE ANIMAL MTRIALS NES	88 549	18 014	6 250	791 RAILWAY VEHICLES	749	192	61
292 CRUDE VEG MATERIALS NES	10 795	6 002	2 006	792 AIRCRAFT	3	1 733	588
334 PETROLEUM PRODUCTS, REFIN	33 506	4 059	1 412	793 SHIPS AND BOATS	58 251	1 784	673
335 RESIDUAL PETRLM PROD NES	17 007	1 774	623	821 FURNITURE	6 903	3 710	1 292
423 FIXED VEG OILS, SOFT	166 134	41 933	14 384	831 TRAVEL GOODS, HANDBAGS	9 893	15 994	5 387
424 FIXED VEG OIL NONSOFT	127 324	26 472	9 563	842 MENS OUTERWEAR NOT KNIT	2 640	6 378	2 180
431 PROCESD ANML VEG OIL, ETC	12 302	4 842	1 658	843 WOMENS OUTERWEAR NONKNIT	2 961	9 765	3 351
511 HYDROCARBONS NES, DERIVS	537 556	65 943	23 342	844 UNDERWEAR NOT KNIT	481	1 856	632
512 ALCOHOLS, PHENOLS, ETC	31 312	9 815	3 460	845 UNDERWEAR KNIT NONELASTC	5 245	20 863	6 915
513 ORGANIC ACIDS, ETC	24 991	5 552	1 921	846 UNDERWEAR KNITTED	3 968	17 139	5 488
514 NITROGEN-FUNCTN COMPOUNDS	38 856	12 381	4 142	847 TXTL CLTHNG ACCESRY NES	40	236	77
515 ORG-INORG COMPOUNDS ETC	7 710	1 639	522	848 HEADGEAR, NONTXTL CLOTHNG	1 649	7 166	2 472
516 OTHER ORGANIC CHEMICALS	7 208	4 023	1 401	851 FOOTWEAR	1 659	10 750	3 498
522 INORG ELEMNTS, OXIDES, ETC	76 480	13 280	4 414	872 MEDICAL INSTRUMENTS NES	705	2 325	797
523 OTHR INORGANIC CHEMICALS	6 751	2 306	847	873 METERS & COUNTERS NES	11	157	53
531 SYNT DYE, NAT INDGO, LAKES	1 426	2 549	838	874 MEASURING, CONTROLNG INSTR	787	2 474	867
532 DYES NES, TANNING PRODS	13 798	2 771	930	881 PHOTO APPAR & EQUIPT NES	11	208	74
541 MEDICINAL ETC PRODUCTS	2 869	43 752	15 090	884 OPTICAL GOODS NES	25	357	129
551 ESSENTL OIL, PERFUME, ETC	28 712	12 352	4 213	892 PRINTED MATTER	410	960	332
553 PERFUMERY, COSMETICS, ETC	301	130	39	893 ARTICLES OF PLASTIC NES	6 246	1 613	575
572 EXPLOSIVES, PYROTECH PROD	365	710	245	894 TOYS, SPORTING GOODS, ETC	415	595	207
582 PROD OF CONDENSATION ETC	1 616	874	315	895 OFFICE SUPPLIES NES	2 035	2 764	928
583 PROD OF POLYMERIZING ETC	32 811	6 144	2 220	896 WORKS OF ART ETC	18	481	164
584 CELLULOSE DERIVATIVES ETC	1 728	1 135	402	897 GOLD SILVER WARE, JEWELRY	435	874	649
585 PLASTIC MATERIALS NES	242	19 890	6 762	898 MUSICAL INSTRUMENTS PTS	2 777	10 451	3 560
591 PESTICIDES, DISINFECTANTS	509	180	58	899 OTHER MANUFACTURED GOODS	360	5 186	1 741
592 STARCH, INULIN, GLUTEN, ETC	6 778	3 880	1 425	951 WAR FIREARMS, AMMUNITION	34	923	325
598 MISC CHEMICAL PRODS NES	166 013	46 429	15 835				
611 LEATHER	23 265	31 034	10 563	EXPORTS	3 781 871	2 475 021	848 347
612 LEATHER ETC MANUFACTURES	5 561	31 555	10 759				
613 FUR SKINS TANNED, DRESSED	1 438	4 933	1 732	001 LIVE ANIMALS	132	2 427	786
621 MATERIALS OF RUBBER	180	264	86	022 MILK AND CREAM	6 750	1 627	543
625 RUBBER TYRES, TUBES	4 418	2 975	1 082	037 FISH ETC PREPD PRSVD NES	64	403	134
628 RUBBER ARTICLES NES	866	5 942	2 029	048 CEREAL ETC PREPARATIONS	22 413	1 479	536
634 VENEERS, PLYWOOD, ETC	127 950	44 530	14 946	054 VEG ETC FRSH, SPLY PRSVD	13 253	9 396	3 155
635 WOOD MANUFACTURES NES	45 875	11 192	3 764	061 SUGAR AND HONEY	3 144	385	138
641 PAPER AND PAPERBOARD	405 778	44 744	15 231	062 SUGAR PREPS NON-COCOA	175	98	32
642 ARTICLES OF PAPER ETC	828	257	77	081 FEEDING STUFF FOR ANMLs	1 641	524	187
651 TEXTILE YARN AND THREAD	178 773	167 407	56 403	098 EDIBLE PRODUCTS, PREPS NES	390	257	91
652 COTTON FABRICS, WOVEN	48 580	52 385	17 476	112 ALCOHOLIC BEVERAGES	12 917	4 236	1 479
653 WOVN MAN-MADE FIB FABRIC	3 110	2 464	837	223 SEEDS FOR OTH FIXED OILS	887	162	52
654 OTH WOVEN TEXTILE FABRIC	690	573	187	233 RUBBER SYNTHETIC, RECLAIMD	34 540	22 052	7 554
656 LACE, RIBBONS, TULLE, ETC	250	1 212	405	245 FUEL WOOD NES, CHARCOAL	635	307	104
657 SPECIAL TEXTILE ETC PROD	78 856	13 363	4 412	251 PULP AND WASTE PAPER	484	94	33
658 TEXTILE ARTICLES NES	40 994	68 610	23 247	263 COTTON	1 546	629	222
659 FLOOR COVERINGS ETC	4 155	1 458	494	266 SYNTHETIC FIBRE TO SPIN	356	193	66
661 CEMENT ETC BUILDING PROD	4 106	931	335	274 SULPHUR ETC	789	102	35
662 CLAY, REFRACTORY BLDG PRD	12 685	1 561	529	277 NATURAL ABRASIVES NES	5	1 369	476
663 OTH NONMETAL MINERAL MFS	3 459	4 946	1 705	278 OTHER CRUDE MINERALS	5 070	1 478	518
664 GLASS	48 419	24 157	8 186	287 BASE METAL ORES, CONC NES	8 428	1 377	472
665 GLASSWARE	15	341	118	291 CRUDE ANIMAL MTRIALS NES	5 608	2 489	856
666 POTTERY	8 911	1 822	616	292 CRUDE VEG MATERIALS NES	4 360	5 388	1 850
667 PEARL, PREC-, SEMI-P STONE	4 700	26 823	9 228	322 COAL, LIGNITE PEAT	132 000	4 138	1 411
671 PIG IRON ETC	873 004	119 836	40 940	323 BRIQUETS, COKE SEMI-COKE	259 000	10 526	3 686
672 IRON, STL PRIMARY FORMS	99 249	9 605	3 424	334 PETROLEUM PRODUCTS REFIN	17 874	4 627	1 614
673 IRON AND STEEL SHAPES	78 934	16 621	5 808	335 RESIDUAL PETRLM PROD NES	182 615	14 069	4 999
674 IRN, STL UNIV. PLATE, SHEET	287 793	26 023	9 307	431 PROCESD ANML VEG OIL, ETC	3 086	1 226	418
675 IRON, STEEL HOOP, STRIP	414	183	63	511 HYDROCARBONS NES, DERIVS	60 211	21 520	7 564
677 IRN, STL WIRE EXCL W ROD	3 137	1 244	412	512 ALCOHOLS, PHENOLS, ETC	75 346	34 602	11 836
678 IRON, STL TUBES, PIPES, ETC	52 833	13 700	4 595	513 ORGANIC ACIDS, ETC	75 704	31 610	10 936
679 IRN STL CASTINGS UNWORKE	430	162	52	514 NITROGEN-FUNCTN COMPOUNDS	77 519	93 534	31 715
682 COPPER EXC CEMENT COPPER	2 703	1 816	610	515 ORG-INORG COMPOUNDS ETC	49 996	123 007	41 132
683 NICKEL	168	265	86	516 OTHER ORGANIC CHEMICALS	36 991	31 661	10 761
684 ALUMINIUM	55 480	18 816	6 672	522 INORG ELEMNTS, OXIDES ETC	57 528	29 720	10 126
687 TIN	29 150	101 739	35 447	523 OTHR INORGANIC CHEMICALS	280 491	29 854	10 416
689 NON-FER BASE METALS NES	29	418	138	524 RADIOACTIVE ETC MATERIAL	21	151	48
691 STRUCTURES AND PARTS NES	20 919	5 518	2 032	531 SYNT DYE, NAT INDGO, LAKES	10 042	39 413	13 611
694 STL COPPR NAILS, NUTS, ETC	2 120	1 083	368	532 DYES NES, TANNING PRODS	286	317	112
695 TOOLS	3 056	1 341	446	533 PIGMENTS, PAINTS, ETC	20 481	13 825	4 842
696 CUTLERY	693	2 080	697	541 MEDICINAL ETC PRODUCTS	7 966	44 514	15 407
697 BASE MTL HOUSEHOLD EQUIP	56	179	63	551 ESSENTL OIL, PERFUME, ETC	291	1 247	428
699 OTHER METAL MANUFACTURES	2 203	2 085	696	553 PERFUMERY, COSMETICS, ETC	37	124	41
712 STEAM ENGINES, TURBINES	3	206	73	554 SOAPS, CLEANING ETC PREPS	16 073	8 984	3 026
713 INTRNL COMBUS PISTN ENGN	59 290	145 155	48 724	562 FERTILIZERS MANUFACTURED	1 156 858	31 446	10 876
714 ENGINES & MOTORS NES	547	7 406	2 570	582 PROD OF CONDENSATION ETC	51 124	50 262	17 220
716 ROTATING ELECTRIC PLANT	739	1 224	408	583 PROD OF POLYMERIZING ETC	79 122	31 269	10 796
723 CIVIL ENGBERG EQUIP ETC	56	93	35	584 CELLULOSE DERIVATIVES ETC	4 707	7 222	2 479
724 TEXTILE, LEATHER MACHNRY	4 759	9 492	3 235	585 PLASTIC MATERIALS NES	1 280	1 148	396
725 PAPER ETC MILL MACHINERY	248	5 181	2 026	591 PESTICIDES, DISINFECTANTS	6 603	5 622	1 905
726 PRINTG, BKBINDG MACHY, PTS	172	914	285	592 STARCH INULIN, GLUTEN, ETC	1 295	2 189	783
728 OTH MACHY FOR SPCL INDUS	739	1 137	404	598 MISC CHEMICAL PRODS NES	100 272	43 846	14 976
736 MACHINE TOOLS FOR METAL	3 382	8 768	3 112	611 LEATHER	377	2 077	728
737 METALWORKING MACHNRY NES	328	182	58	621 MATERIALS OF RUBBER	7 644	5 202	1 730
741 HEATING, COOLING EQUIPMNT	639	3 498	1 185	625 RUBBER TYRES TUBES	7 022	4 830	1 645

7 IMPORTS AND EXPORTS (SPECIAL TRADE) BY COUNTRIES OF PRODUCTION AND CONSUMPTION AND BY GROUPS OF THE SITC-REV. II 1985

GROUP DESCRIPTION	DT * 100 KG	1 000 DM	1 000 \$	GROUP DESCRIPTION	DT * 100 KG	1 000 DM	1 000 \$
628 RUBBER ARTICLES NES	526	2 668	918	CHILE			
634 VENEERS,PLYWOOD,ETC	188	130	44				
641 PAPER AND PAPERBOARD	10 893	9 184	3 182	IMPORTS	5 690 475	1 232 681	421 854
642 ARTICLES OF PAPER ETC	758	1 619	560				
651 TEXTILE YARN AND THREAD	1 776	3 910	1 365	034 FISH FRESH,CHILLED,FROZN	1 666	750	257
652 COTTON FABRICS,WOVEN	316	570	189	036 SHELL FISH FRESH,FROZEN	74	160	54
653 WOVN MAN-MADE FIB FABRIC	283	663	238	037 FISH ETC PREPD PRSVD NES	2 230	4 960	1 692
654 OTH WOVN TEXTILE FABRIC	32	328	120	054 VEG ETC FRSH,SMPLY PRSVD	61 633	10 643	3 533
656 LACE,RIBBONS,TULLE,ETC	23	325	116	056 VEGTBLES ETC PRSVD,PREPD	1 807	1 345	444
657 SPECIAL TEXTILE ETC PROD	1 527	6 224	2 204	057 FRUIT,NUTS,FRESH,DRIED	505 561	100 420	32 860
658 TEXTILE ARTICLES NES	41	141	47	058 FRUIT PRESERVED,PREPARED	1 630	590	189
659 FLOOR COVERINGS ETC	29	280	97	061 SUGAR AND HONEY	17 759	4 274	1 498
662 CLAY,REFRACTORY BLDG PRD	9 739	1 984	666	081 FEEDING STUFF FOR ANIMLS	1 829 531	145 969	50 462
663 OTH NONMETAL MINERAL MFS	3 005	5 987	2 048	112 ALCOHOLIC BEVERAGES	1 041	368	123
664 GLASS	1 626	3 428	1 219	211 HIDES,SKINS,UNDRESSED	1 118	563	200
665 GLASSWARE	572	1 390	482	222 SEEDS FOR SOFT FIXED OIL	1 485	315	103
667 PEARL,PREC.-SEMI-P STONE	15	920	332	247 OTH WOOD ROUGH,SQUARED	6 332	504	166
671 PIG IRON ETC	2 269	734	246	248 WOOD SHAPED	13 830	1 027	382
672 IRON,STL PRIMARY FORMS	31 945	3 035	1 083	251 PULP AND WASTE PAPER	537 414	57 353	19 316
673 IRON AND STEEL SHAPES	16 644	2 552	825	268 WOOL(EXC TOPS),ANML HAIR	24 664	19 176	6 520
674 IRN,STL UNIV,PLATE,SHEET	264 223	43 557	15 108	271 FERTILIZERS,CRUDE	23 456	1 179	402
675 IRON,STEEL HOOP,STRIP	21 337	8 445	2 833	287 BASE METAL ORES,CONC NES	653 062	115 604	39 469
676 RAILWY RAILS ETC IRN STL	13 175	2 244	801	288 NONFERR METAL SCRAP NES	1 427	492	177
677 IRN,STL WIRE EXCL W ROD	1 722	2 516	893	289 PREC METAL ORE WASTE NES	130 340	64 869	23 005
678 IRON,STL TUBES,PIPES ETC	22 015	6 535	2 259	291 CRUDE ANIMAL MTRIALS NES	20 945	3 181	1 079
679 IRN,STL CASTINGS UNWORKE	1 253	536	179	292 CRUDE VEG MATERIALS NCD	5 387	1 769	603
681 SILVER,PLATINUM,ETC	155	13 739	4 669	323 BRIQUETS,COKE,SEMI-COKE	45 876	688	274
682 COPPER EXC CEMENT COPPER	6 235	8 792	2 958	411 ANIMAL OILS AND FATS	479 451	41 803	14 767
683 NICKEL	620	2 411	787	512 ALCOHOLS,PHENOLS,ETC	3 900	1 079	352
684 ALUMINIUM	2 547	5 297	1 845	514 NITROGEN-FUNCTN COMPOUNDS	555	260	94
686 ZINC	5 244	1 367	455	516 OTHER ORGANIC CHEMICALS	101	222	77
687 TIN	57	334	114	522 INORG ELEMNTS OXIDES,ETC	8 618	30 312	10 108
689 NON-FER BASE METALS NES	179	863	306	523 OTHR INORGANIC CHEMICALS	16 022	12 088	4 143
691 STRUCTURES AND PARTS NES	293	383	142	634 VENEERS PLYWOOD,ETC	208	154	49
692 METAL TANKS,BOXES ETC	36	84	33	635 WOOD MANUFACTURES NES	480	120	40
693 WIRE PRODUCTS NON ELECTR	6 373	1 657	562	641 PAPER AND PAPERBOARD	10 100	1 623	554
694 STL,COPPR NAILS NUTS ETC	913	1 959	673	651 TEXTILE YARN AND THREAD	432	538	180
695 TOOLS	4 126	12 799	4 483	671 PIG IRON ETC	768	1 182	425
696 CUTLERY	6	142	50	681 SILVER,PLATINUM,ETC	833	63 712	21 626
699 OTHER METAL MANUFACTURES	5 368	14 703	5 078	682 COPPER EXC CEMENT COPPER	1 276 749	526 264	180 896
700 INDUSTRIAL PLANT,CHAP 84	21 607	149 313	50 007	687 TIN	925	3 342	1 078
703 INDUSTRIAL PLANT,CHAP 85	26 515	169 057	52 892	691 STRUCTURES AND PARTS NES	126	88	30
712 STEAM ENGINES,TURBINES	158	5 271	1 693	699 OTHER METAL MANUFACTURES	513	666	238
713 INTRNL COMBUS PISTN ENGN	6 998	26 443	9 138	771 ELECTRIC POWER MACHY NES	77	142	49
714 ENGINES & MOTORS NES	93	709	245	897 GOLD,SILVER WARE,JEWELRY	39	140	49
716 ROTATING ELECTRIC PLANT	8 429	38 623	14 280	941 ZOO ANIMALS,PETS	9	103	33
718 OTH POWER GENERATG MACHY	6 080	16 129	5 637	971 GOLD,NCN MONETARY NES	14	6 424	2 181
721 AGRIC MACHY,EXC TRACTORS	322	713	245				
723 CIVIL ENGINEERG EQUIP ETC	487	1 437	497	EXPORTS	731 579	614 318	210 191
724 TEXTILE,LEATHER MACHNRY	13 327	68 733	23 571				
725 PAPER ETC MILL MACHINERY	4 275	16 011	5 306	022 MILK AND CREAM	29 580	7 887	2 872
726 PRINTG,BKBINDG MACHY PTS	5 652	31 769	11 000	023 BUTTER	640	237	85
727 FOOD MACHRY NON-DOMESTIC	635	2 788	938	024 CHEESE AND CURD	318	105	33
728 OTH MACHY FOR SPL INDUS	5 786	30 010	10 378	035 FISH SALTED DRIED,SMOKED	500	219	77
736 MACHINE TOOLS FOR METAL	10 240	68 665	24 296	046 WHEAT ETC MEAL OR FLOUR	87 189	4 727	1 561
737 METALWORKING MACHNRY NES	3 088	7 831	2 766	054 VEG ETC FRSH,SMPLY PRSVD	379	143	48
741 HEATING,COOLING EQUIPMNT	3 265	17 554	6 275	061 SUGAR AND HONEY	28 450	1 691	572
742 PUMPS FOR LIQUIDS ETC	4 949	22 194	7 651	073 CHOCOLATE AND PRODUCTS	225	264	87
743 PUMPS NES,CENTRIFUGES ETC	3 695	22 743	7 886	081 FEEDING STUFF FOR ANIMLS	2 418	568	196
744 MECHANICAL HANDLING EQU	3 703	12 026	4 429	098 EDIBLE PRODCTS,PREPS NES	410	392	130
745 NONELEC MACHY,TOOLS NES	1 243	7 849	2 698	233 RUBBER,SYNTHTIC,RECLAIMD	5 288	2 198	762
749 NONELEC MACH PTS,ACC NES	44 981	125 859	43 962	251 PULP AND WASTE PAPER	1 603	326	111
751 OFFICE MACHINES	25	489	170	266 SYNTHETIC FIBRE TO SPIN	12 155	6 501	2 204
752 AUTOMTIC DATA PROC EQUIP	117	8 349	2 858	278 OTHER CRUDE MINERALS	1 507	281	94
759 OFFICE & ADP MCH PTS,ACC	391	8 341	2 758	287 BASE METAL ORES,CONC NES	388	102	34
762 RADIO BROADCAST RECEIVRS	68	208	72	292 CRUDE VEG MATERIALS NES	839	977	328
763 SOUND RECORDRS,PHONOGRAPH	21	1 880	635	334 PETROLEUM PRODUCTS,REFIN	7 285	2 331	800
764 TELECOM EQPT,PTS ACC NES	1 939	37 174	12 972	335 RESIDUAL PETRLM PROD NES	5 740	942	328
771 ELECTRIC POWER MACHY NES	7 618	20 972	7 955	411 ANIMAL OILS AND FATS	2 475	811	278
772 SWITCHGEAR ETC & PTS NES	3 830	35 061	12 094	431 PROCESD ANML VEG OIL,ETC	3 249	909	305
773 ELECTR DISTRIBUTING MACH	2 599	6 452	2 119	511 HYDROCARBONS NES,DERIVS	3 844	1 497	502
774 ELECTRO-MEDCL,XRAY EQUIP	411	15 949	5 655	512 ALCOHOLS,PHENOLS,ETC	3 258	1 678	573
775 HOUSEHOLD TYPE EQUIP NES	51	432	154	513 ORGANIC ACIDS,ETC	8 429	4 344	1 475
776 TRANSISTORS,VALVES,ETC	452	27 655	9 558	514 NITROGEN-FUNCTN COMPOUNDS	2 566	3 834	1 270
778 ELECTRICAL MACHINERY NES	35 001	29 463	9 927	515 ORG-INORG COMPOUNDS ETC	1 800	4 862	1 630
781 PASS MOTOR VEH EXC BUSES	3 687	15 845	5 569	516 OTHER ORGANIC CHEMICALS	1 665	1 480	490
782 LORRIES,SPCL MTR VEH NES	369	819	269	522 INORG ELEMNTS,OXIDES,ETC	19 434	3 723	1 235
784 MOTOR VEHCL PTS,ACC NES	65 462	153 200	52 982	523 OTHR INORGANIC CHEMICALS	30 885	5 344	1 776
786 VEH NES NONMOTR TRAILERS	12 412	4 627	1 664	524 RADIOACTIVE ETC MATERIAL		89	32
791 RAILWAY VEHICLES	13 014	41 863	14 062	531 SYNT DYE,NAT INDGO LAKES	2 582	7 739	2 631
792 AIRCRAFT	1 303	10 586	3 524	532 DYES NES TANNING PRODS	3 178	1 181	407
793 SHIPS AND BOATS	89 853	93 851	33 635	533 PIGMENTS PAINTS,ETC	6 236	5 147	1 771
801 INDUSTRIAL PLANT CHAP 90	482	1 752	597	541 MEDICINAL ETC PRODUCTS	3 260	14 544	4 917
812 PLUMBG,HEATING,LGHTNG EQU	63	353	128	551 ESSENTL OIL,PERFUME ETC	880	3 290	1 120
821 FURNITURE	56	364	122	553 PERFUMERY,COSMETICS,ETC	985	2 186	756
848 HEADGEAR,NONTXTL CLOTHNG	26	124	41	554 SOAPS,CLEANING ETC PREPS	19 271	7 326	2 531
871 OPTICAL INSTRUMENTS	33	2 383	816	562 FERTILIZERS MANUFACTURED	4 568	346	121
872 MEDICAL INSTRUMENTS NES	315	7 103	2 492	572 EXPLOSIVES,PYROTECH PROD	36	98	31
873 METERS & COUNTERS NES	10	301	108	582 PROD OF CONDENSATION ETC	13 565	8 958	3 048
874 MEASURING,CONTROLLNG INSTP	4 434	58 003	20 041	583 PROD OF POLYMERIZING ETC	53 296	19 729	6 728
881 PHOTO APPAR & EQUIPT NES	481	9 771	3 218	584 CELLULOSE DERIVATIVES ETC	2 165	3 774	1 287
882 PHOTO,CINEMA SUPPLIES	1 632	5 492	1 871	585 PLASTIC MATERIALS NES	191	150	49
884 OPTICAL GOODS NES	93	4 302	1 506	591 PESTICIDES,DISINFECTANTS	12 041	17 382	5 900
885 WATCHES AND CLOCKS	715	4 270	1 493	592 STARCH INULIN,GLUTEN,ETC	1 676	1 254	411
892 PRINTED MATTER	4 840	8 520	2 964	598 MISC CHEMICAL PRODS NES	20 375	12 276	4 158
893 ARTICLES OF PLASTIC NES	831	2 441	836	612 LEATHER ETC MANUFACTURES	60	436	147
894 TOYS,SPORTING GOODS,ETC	224	575	194	621 MATERIALS OF RUBBER	1 032	1 179	397
895 OFFICE SUPPLIES NES	205	1 330	450	625 RUBBER TYRES,TUBES	1 660	1 311	441
896 WORKS OF ART ETC	19	2 176	760	628 RUBBER ARTICLES NES	884	1 839	640
897 GOLD,SILVER WARE JEWELRY	4	1 350	455	635 WOOD MANUFACTURES NES	50	95	30
898 MUSICAL INSTRUMENTS,PTS	1 112	5 153	1 838	641 PAPER AND PAPERBOARD	10 126	5 977	2 036
899 OTHER MANUFACTURED GOODS	119	6 879	2 384	642 ARTICLES OF PAPER ETC	1 719	1 950	666
951 WAP FIREARMS,AMMUNITION	1	117	42	651 TEXTILE YARN AND THREAD	1 244	2 326	784
971 GOLD,NCN MONETARY NES	154	4 232	1 476	652 COTTON FABRICS WOVN	123	513	179
				653 WOVN MAN-MADE FIB FABRIC	474	1 689	575

7 IMPORTS AND EXPORTS (SPECIAL TRADE) BY COUNTRIES OF PRODUCTION AND CONSUMPTION AND BY GROUPS OF THE SITC-REV. II 1985

GROUP DESCRIPTION	DT * 100 KG	1 000 DM	1 000 \$	GROUP DESCRIPTION	DT * 100 KG	1 000 DM	1 000 \$
654 OTH WOVEN TEXTILE FABRIC	20	129	42	BOLIVIA			
655 KNIT ETC FABRICS	267	597	191				
656 LACE, RIBBONS, TULLE, ETC	39	109	36	IMPORTS	83 297	102 264	33 792
657 SPECIAL TEXTILE ETC PROD	2 380	3 165	1 071	071 COFFEE AND SUBSTITUTES	6 003	5 392	1 753
658 TEXTILE ARTICLES NES	112	423	144	072 COCOA	250	132	53
659 FLOOR COVERINGS ETC	515	534	181	211 HIDES, SKINS, UNDRESSED	148	2 288	740
661 CEMENT ETC BUILDING PROD	3 461	92	34	212 FUR SKINS UNDRESSED	42	1 508	498
662 CLAY, REFRACTORY BLDG PRD	12 802	1 995	656	248 WOOD SHAPED	988	188	65
663 OTH NONMETAL MINERAL MFS	7 787	3 638	1 231	287 BASE METAL ORES, CONC NES	53 328	16 993	5 586
664 GLASS	794	952	313	289 PREC METAL ORE, WASTE NES	28	1 356	531
665 GLASSWARE	2 151	2 113	707	583 PROD OF POLYMERIZING ETC	1 750	251	76
671 PIG IRON ETC	6 413	1 214	438	611 LEATHER	60	562	196
672 IRON, STL PRIMARY FORMS	1 204	112	38	613 FUR SKINS TANNED, DRESSED	10	747	239
673 IRON AND STEEL SHAPES	26 473	4 047	1 347	634 VENEERS, PLYWOOD, ETC	680	475	157
674 IRN, STL UNIV, PLATE, SHEET	29 241	5 266	1 754	651 TEXTILE YARN AND THREAD	182	109	33
675 IRON, STEEL HOOP, STRIP	4 368	1 180	403	681 SILVER, PLATINUM, ETC	17	997	368
677 IRN, STL WIRE EXCL W ROD	1 261	747	258	687 TIN	19 270	69 645	22 957
678 IRON, STL TUBES, PIPES, ETC	11 893	3 326	1 125	689 NON-FER BASE METALS NES	201	231	81
681 SILVER, PLATINUM, ETC	5	305	103	845 OUTERWEAR KNIT NONELASTC	20	151	52
682 COPPER EXC CEMENT COPPER	990	842	272	848 HEADGEAR, NONXTL CLOTHNG	17	117	29
683 NICKEL	57	309	104	971 GOLD, NON MONETARY NES	2	743	241
684 ALUMINIUM	6 810	5 234	1 788	EXPORTS	217 173	85 460	29 203
686 ZINC	602	245	74				
691 STRUCTURES AND PARTS NES	16 162	3 152	1 015	001 LIVE ANIMALS	4	228	76
692 METAL TANKS, BOXES, ETC	738	1 207	413	022 MILK AND CREAM	13 340	3 485	1 299
693 WIRE PRODUCTS NON ELECTR	3 131	1 813	618	023 BUTTER	2 000	2 290	817
694 STL, COPPR NAILS, NUTS, ETC	575	583	194	046 WHEAT ETC MEAL OR FLOUR	73 000	4 724	1 879
695 TOOLS	2 585	8 560	2 996	054 VEG ETC FRSH, SMPLY PRSD	480	580	176
696 CUTLERY	193	1 116	373	081 FEEDING STUFF FOR ANIMLS	211	124	40
697 BASE MTL HOUSEHOLD EQUIP	636	799	262	233 RUBBER, SYNTHETIC, RECLAIMD	330	113	40
699 OTHER METAL MANUFACTURES	5 997	6 494	2 242	266 SYNTHETIC FIBRE TO SPIN	2 717	1 675	551
711 STEAM BOILERS & AUX PLNT	111	285	105	292 CRUDE VEG MATERIALS NES	81	456	146
712 STEAM ENGINES, TURBINES	516	2 930	953	334 PETROLEUM PRODUCTS, REFIN	463	200	69
713 INTRNL COMBUS PISTN ENGN	7 542	14 267	4 914	335 RESIDUAL PETRLM PROD NES	680	177	56
716 ROTATING ELECTRIC PLANT	3 169	7 856	2 621	512 ALCOHOLS, PHENOLS, ETC	94	115	41
718 OTH POWER GENERATG MACHY	124	669	223	513 ORGANIC ACIDS, ETC	2 420	741	237
721 AGRIC MACHY, EXC TRACTORS	5 440	5 779	2 143	514 NITROGEN-FUNCTN COMPOUNDS	445	344	110
722 TRACTORS NON-ROAD	7 349	6 299	2 260	515 ORG-INORG COMPOUNDS ETC	306	608	221
723 CIVIL ENGINEERG EQUIP ETC	7 885	12 255	4 183	516 OTHER ORGANIC CHEMICALS	109	135	46
724 TEXTILE LEATHER MACHNRY	3 284	13 982	4 733	522 INORG ELEMNTS, OXIDES, ETC	2 855	1 684	581
725 PAPER ETC MILL MACHINERY	445	1 867	643	523 OTHR INORGANIC CHEMICALS	4 585	578	192
726 PRINTG, BKBINDG MACHY PTS	814	2 552	891	531 SYNT DYE, NAT INDGO, LAKES	191	926	309
727 FOOD MACHRY NON-DOMESTIC	736	2 240	769	532 DYES NES, TANNING PRODS	1 820	413	140
728 OTH MACHY FOR SPCL INDUS	5 918	17 353	6 005	533 PIGMENTS, PAINTS, ETC	442	494	167
736 MACHINE TOOLS FOR METAL	1 494	3 920	1 421	541 MEDICINAL ETC PRODUCTS	245	1 411	503
737 METALWORKING MACHNRY NES	2 100	1 230	4 424	551 ESSENTL OIL, PERFUME, ETC	70	402	137
741 HEATING, COOLING EQUIPMNT	3 714	12 446	4 312	553 PERFUMERY, COSMETICS, ETC	133	228	82
742 PUMPS FOR LIQUIDS ETC	1 193	4 517	1 533	554 SOAPS, CLEANING ETC PREPS	1 319	654	220
743 PUMPS NES, CENTRIFUGES ETC	2 238	6 481	2 185	562 FERTILIZERS MANUFACTURED	65 114	3 052	1 076
744 MECHANICAL HANDLING EQU	7 506	7 418	2 535	582 PROD OF CONDENSATION ETC	2 055	486	156
745 NONELEC MACHY, TOOLS NES	1 932	9 836	3 396	583 PROD OF POLYMERIZING ETC	4 403	1 349	465
749 NONELEC MACH PTS, ACC NES	2 791	10 646	3 666	584 CELLULOSE DERIVATIVES ETC	82	198	69
751 OFFICE MACHINES	426	2 603	914	591 PESTICIDES, DISINFECTANTS	249	181	60
752 AUTOMATIC DATA PROC EQUIP	144	3 383	1 163	592 STARCH, INULIN GLUTEN, ETC	341	143	47
759 OFFICE & ADP MCH PTS, ACC	14	472	161	598 MISC CHEMICAL PRODS NES	1 505	1 024	363
762 RADIO BROADCAST RECEIERS	37	370	125	628 RUBBER ARTICLES NES	40	133	45
763 SOUND RECORDRS, PHONOGRPH	4	119	42	641 PAPER AND PAPERBOARD	193	180	65
764 TELECOM EQPT, PTS ACC NES	678	9 777	3 395	642 ARTICLES OF PAPER ETC	124	144	50
771 ELECTRIC POWER MACHY NES	3 271	5 630	1 876	653 WOVN MAN-MADE FIB FABRIC	112	1 421	459
772 SWITCHGEAR ETC & PTS NES	3 824	21 308	7 162	654 OTH WOVEN TEXTILE FABRIC	32	234	76
773 ELECTR DISTRIBUTING MACH	399	585	2 003	656 LACE, RIBBONS, TULLE, ETC	3	118	38
774 ELECTRO-MEDCL, XRAY EQUIP	131	5 126	1 684	657 SPECIAL TEXTILE ETC PROD	134	347	113
775 HOUSEHOLD TYPE EQUIP NES	1 880	3 570	1 237	658 TEXTILE ARTICLES NES	191	109	37
776 TRANSISTORS, VALVES, ETC	3	405	135	662 CLAY, REFRACTORY BLDG PRD	1 749	356	115
778 ELECTRICAL MACHINERY NES	5 857	8 088	2 752	663 OTH NONMETAL MINERAL MFS	236	486	168
781 PASS MOTOR VEH EXC BUSES	12 443	41 573	14 300	665 GLASSWARE	52	136	47
782 LORRIES, SPCL MTR VEH NES	4 303	7 067	2 476	671 PIG IRON ETC	2 515	821	250
783 ROAD MOTOR VEHICLES NES	2 846	5 607	2 060	674 IRN STL UNIV, PLATE, SHEET	3 875	435	141
784 MOTOR VEHCL PTS, ACC NES	8 122	12 699	4 388	675 IRON STEEL HOOP, STRIP	926	490	149
785 MOTOR & OTHER CYCLES ETC	295	807	270	678 IRON, STL TUBES, PIPES, ETC	1 669	401	130
786 VEH NES NONMOTR, TRAILERS	5 184	2 601	813	682 COPPER EXC CEMENT COPPER	276	328	104
791 RAILWAY VEHICLES	1 610	2 453	902	691 STRUCTURES AND PARTS NES	374	356	141
792 AIRCRAFT		273	92	692 METAL TANKS, BOXES ETC	158	174	57
793 SHIPS AND BOATS	18 699	4 609	1 396	693 WIRE PRODUCTS NON ELECTR	981	345	109
812 PLUMB, HEATING LGHTNG EQU	680	1 512	514	695 TOOLS	415	953	309
821 FURNITURE	535	1 519	526	696 CUTLERY	39	225	74
842 MENS OUTERWEAR NOT KNIT	25	220	74	699 OTHER METAL MANUFACTURES	347	615	197
843 WOMENS OUTERWEAR NONKNIT	19	218	67	713 INTRNL COMBUS PISTN ENGN	102	443	145
845 OUTERWEAR KNIT NONELASTC	15	189	62	716 ROTATING ELECTRIC PLANT	168	389	133
846 UNDERWEAR KNITTED	10	169	59	721 AGRIC MACHY, EXC TRACTORS	86	175	59
847 TXTL CLTHNG ACCESSRYS NES	22	163	59	722 TRACTORS NON-ROAD	596	594	211
848 HEADGEAR NONXTL CLOTHNG	90	395	131	723 CIVIL ENGINEERG EQUIP ETC	280	546	189
851 FOOTWEAR	110	495	169	724 TEXTILE, LEATHER MACHNRY	1 463	4 575	1 469
871 OPTICAL INSTRUMENTS	685	3 488	1 190	726 PRINTG BKBINDG MACHY, PTS	1 119	425	145
872 MEDICAL INSTRUMENTS NES	370	4 544	1 568	727 FOOD MACHRY NON-DOMESTIC	1 698	718	238
873 METERS & COUNTERS NES	128	560	196	728 OTH MACHY FOR SPCL INDUS	698	402	134
874 MEASURING, CONTROLNG INSTR	786	18 635	6 349	736 MACHINE TOOLS FOR METAL	432	1 140	348
881 PHOTO APPAR & EQUIP NES	120	1 176	414	741 HEATING, COOLING EQUIPMNT	1 183	1 175	428
882 PHOTO CINEMA SUPPLIES	2 675	4 028	1 443	742 PUMPS FOR LIQUIDS ETC	90	475	156
884 OPTICAL GOODS NES	51	1 331	448	743 PUMPS NES, CENTRIFUGES ETC	484	755	261
885 WATCHES AND CLOCKS	83	637	217	744 MECHANICAL HANDLING EQU	221	501	160
892 PRINTED MATTER	953	1 563	537	745 NONELEC MACHY TOOLS NES	477	2 007	676
893 ARTICLES OF PLASTIC NES	4 711	4 530	1 554	749 NONELEC MACH PTS, ACC NES	160	544	184
894 TOYS, SPORTING GOODS, ETC	1 491	2 241	765	751 OFFICE MACHINES	52	280	97
895 OFFICE SUPPLIES NES	875	3 286	1 174	771 ELECTRIC POWER MACHY NES	69	331	106
896 WORKS OF ART ETC	1	106	36	772 SWITCHGEAR ETC & PTS NES	32	523	189
897 GOLD, SILVER WARE, JEWELRY	4	604	230	773 ELECTR DISTRIBUTING MACH	184	194	71
898 MUSICAL INSTRUMENTS, PTS	193	951	316	774 ELECTRO-MEDCL, XRAY EQUIP	4	186	67
899 OTHER MANUFACTURED GOODS	207	1 820	623	775 HOUSEHOLD TYPE EQUIP NES	46	133	40
				778 ELECTRICAL MACHINERY NES	1 368	2 452	886
				781 PASS MOTOR VEH EXC BUSES	6 143	16 832	5 696
				783 ROAD MOTOR VEHICLES NES	70	103	33
				784 MOTOR VEHCL PTS, ACC NES	157	999	348

7 IMPORTS AND EXPORTS (SPECIAL TRADE) BY COUNTRIES OF PRODUCTION AND CONSUMPTION AND BY GROUPS OF THE SITC-REV. II 1985

GROUP DESCRIPTION	DT * 100 KG	1 000 DM	1 000 \$	GROUP DESCRIPTION	DT * 100 KG	1 000 DM	1 000 \$
786 VEH NES NONMOTR, TRAILERS	264	149	51	727 FOOD MACHRY NON-DOMESTIC	40	235	80
793 SHIPS AND BOATS	160	261	79	728 OTH MACHY FOR SPCL INDUS	66	244	83
812 PLUMBNG, HEATING, LGHTNG EQUI	93	1 128	363	741 HEATING, COOLING EQUIPMNT	343	1 092	356
847 TXTL CLTHNG ACCESSRY NES	7	738	238	742 PUMPS FOR LIQUIDS ETC	37	115	37
871 OPTICAL INSTRUMENTS	6	310	110	743 PUMPS NES, CENTRIFUGES ETC	234	1 108	380
872 MEDICAL INSTRUMENTS NES	19	291	100	744 MECHANICAL HANDLING EQU	322	379	123
874 MEASURNG, CONTROLNG INSTR	63	902	298	745 NONELEC MACHY, TOOLS NES	949	3 142	1 012
881 PHOTO APPAR & EQUIPT NES	6	95	32	749 NONELEC MACH PTS, ACC NES	160	551	185
882 PHOTO, CINEMA SUPPLIES	203	387	132	751 OFFICE MACHINES	75	512	174
892 PRINTED MATTER	321	1 450	476	752 AUTOMTIC DATA PROC EQUIP	23	607	211
893 ARTICLES OF PLASTIC NES	39	119	45	759 OFFICE & ADP MCH PTS, ACC	14	305	113
895 OFFICE SUPPLIES NES	137	362	123	764 TELECOM EQPT, PTS, ACC NES	515	4 379	1 467
897 GOLD, SILVER WARE, JEWELRY		120	40	772 SWITCHGEAR ETC & PTS NES	417	2 790	1 011
899 OTHER MANUFACTURED GOODS	40	794	249	773 ELECTR DISTRIBUTING MACH	569	653	235
951 WAR FIREARMS AMMUNITION	23	1 586	505	774 ELECTRO-MEDCL, XRAY EQUIP	3	314	106
				775 HOUSEHOLD TYPE EQUIP NES	190	427	144
PARAGUAY				778 ELECTRICAL MACHINERY NES	413	520	176
IMPORTS	430 921	119 306	41 507	781 PASS MOTOR VEH EXC BUSES	3 460	9 836	3 436
011 MEAT FRESH, CHILLD, FROZEN	816	449	157	784 MOTOR VEHCL PTS, ACC NES	637	2 118	742
071 COFFEE AND SUBSTITUTES	3 531	3 768	1 321	785 MOTOR & OTHER CYCLES ETC	26	108	36
081 FEEDING STUFF FOR ANIMLS	4 900	103	41	846 UNDERWEAR KNITTED	17	114	37
121 TOBACCO UNMNFCTRD, REFUSE	1 202	653	233	872 MEDICAL INSTRUMENTS NES	8	362	117
211 HIDES, SKINS, UNDRESSED	832	2 596	860	874 MEASURNG, CONTROLNG INSTR	160	5 712	2 214
212 FUR SKINS UNDRESSED	273	3 567	1 194	882 PHOTO, CINEMA SUPPLIES	278	606	195
222 SEEDS FOR SOFT, FIXED OIL	175 352	14 434	5 012	884 OPTICAL GOODS NES		174	58
223 SEEDS FOR OTH FIXED OILS	9 917	859	325	885 WATCHES AND CLOCKS	17	129	43
245 FUEL WOOD NES CHARCOAL	1 881	131	45	892 PRINTED MATTER	134	251	84
263 COTTON	209 778	81 139	28 444	893 ARTICLES OF PLASTIC NES	89	228	75
266 WOOL(EXC TOPS), ANML HAIR	585	579	198	894 TOYS, SPORTING GOODS, ETC	29	210	76
291 CRUDE ANIMAL MTRIALS NES	1 365	140	53	895 OFFICE SUPPLIES NES	129	507	182
292 CRUDE VEG MATERIALS NES	1 697	1 287	426	898 MUSICAL INSTRUMENTS, PTS	21	157	52
424 FIXED VEG OIL NONSOFT	9 012	3 509	1 141	899 OTHER MANUFACTURED GOODS	51	204	64
431 PROCESD ANML VEG OIL, ETC	3 652	422	133				
532 DYES NES, TANNING PRODS	2 506	848	297	URUGUAY			
551 ESSENTL OIL, PERFUME, ETC	429	1 703	550	IMPORTS	321 003	167 998	57 808
611 LEATHER	524	1 408	469	011 MEAT FRESH, CHILLD, FROZEN	22 894	15 373	5 281
613 FUR SKINS TANNED, DRESSED	11	157	53	014 MEAT PREPD, PRSVD, NES ETC	70	115	44
831 TRAVEL GOODS, HANDBAGS	16	104	34	034 FISH FRESH, CHILLED, FROZN	10 909	4 040	1 393
848 HEADGEAR, NONTXTL CLOTHNG	4	140	47	057 FRUIT, NUTS, FRESH, DRIED	13 950	1 671	609
896 WORKS OF ART ETC		142	51	061 SUGAR AND HONEY	13 205	2 928	984
EXPORTS	93 021	74 772	25 824	081 FEEDING STUFF FOR ANIMLS	145 419	5 880	1 971
022 MILK AND CREAM	4 000	986	353	211 HIDES, SKINS, UNDRESSED	450	920	307
023 BUTTER	150	160	60	212 FUR SKINS UNDRESSED	23	165	61
037 FISH ETC PREPD PRSVD NES	106	192	66	223 SEEDS FOR OTH FIXED OILS	3 127	285	93
048 CEREAL ETC PREPARATIONS	21 261	1 514	505	266 WOOL(EXC TOPS), ANML HAIR	16 653	11 653	3 943
054 VEG ETC FRSH, SPLY PRSVD	651	874	294	291 CRUDE ANIMAL MTRIALS NES	47 481	7 309	2 546
062 SUGAR PREPS NON-COCOA	434	263	90	292 CRUDE VEG MATERIALS NES	151	392	132
081 FEEDING STUFF FOR ANIMLS	1 000	91	34	424 FIXED VEG OIL NONSOFT	2 908	612	210
112 ALCOHOLIC BEVERAGES	2 951	742	247	431 PROCESD ANML VEG OIL, ETC	2 487	385	127
212 FUR SKINS UNDRESSED	3	228	76	512 ALCOHOLS, PHENOLS, ETC	1 040	476	189
269 WASTE OF TEXTILE FABRICS	537	126	47	553 PERFUMERY, COSMETICS, ETC	11	212	66
274 SULPHUR ETC	3 850	404	145	585 PLASTIC MATERIALS NES	4	1 858	613
292 CRUDE VEG MATERIALS NES	99	110	39	611 LEATHER	3 702	14 352	4 864
334 PETROLEUM PRODUCTS, REFIN	1 308	303	99	612 LEATHER ETC MANUFACTURES	734	2 751	999
512 ALCOHOLS, PHENOLS, ETC	763	169	56	613 FUR SKINS TANNED, DRESSED	2 123	7 588	2 729
513 ORGANIC ACIDS, ETC	372	165	64	625 RUBBER TYRES, TUBES	79	119	45
514 NITROGEN-FUNCTN COMPOUNDS	46	129	42	651 TEXTILE YARN AND THREAD	23 503	29 380	9 875
515 ORG-INORG COMPOUNDS ETC	373	982	338	654 OTH WOVEN TEXTILE FABRIC	3 146	12 984	4 472
516 OTHER ORGANIC CHEMICALS	261	158	54	666 POTTERY	68	307	105
522 INORG ELEMNTS, OXIDES, ETC	1 878	460	159	667 PEARL, PREC- SEMI-P STONE	294	339	120
523 OTHR INORGANIC CHEMICALS	886	199	60	744 MECHANICAL HANDLING EQU	1 870	772	260
531 SYNT DYE, NAT INDGO, LAKES	422	1 151	391	781 PASS MOTOR VEH EXC BUSES	123	90	32
532 DYES NES, TANNING PRODS	272	142	48	784 MOTOR VEHCL PTS, ACC NES	335	849	303
533 PIGMENTS, PAINTS, ETC	353	218	71	842 MENS OUTERWEAR NOT KNIT	109	561	208
541 MEDICINAL ETC PRODUCTS	584	3 126	1 030	848 HEADGEAR, NONTXTL CLOTHNG	2 306	37 185	12 991
551 ESSENTL OIL PERFUME, ETC	140	292	96	851 FOOTWEAR	70	352	127
553 PERFUMERY, COSMETICS, ETC	1 572	1 738	603	872 MEDICAL INSTRUMENTS NES	7	264	92
554 SOAPS, CLEANING ETC PREPS	1 663	717	246	892 PRINTED MATTER	7	130	40
562 FERTILIZERS MANUFACTURED	11 065	390	133	896 WORKS OF ART ETC	3	1 329	459
572 EXPLOSIVES, PYROTECH PROD	5	86	31	899 OTHER MANUFACTURED GOODS	5	563	192
582 PROD OF CONDENSATION ETC	686	237	80	EXPORTS	232 080	160 051	54 304
583 PROD OF POLYMERIZING ETC	3 571	1 161	380	024 CHEESE AND CURD	158	108	36
584 CELLULOSE DERIVATIVES ETC	100	206	66	037 FISH ETC PREPD PRSVD NES	75	116	40
591 PESTICIDES, DISINFECTANTS	1 303	2 719	916	054 VEG ETC FRSH, SPLY PRSVD	470	245	81
592 STARCH, INULIN, GLUTEN, ETC	303	146	53	057 FRUIT, NUTS, FRESH, DRIED	441	153	51
598 MISC CHEMICAL PRODS NES	934	604	202	061 SUGAR AND HONEY	691	161	55
613 FUR SKINS TANNED, DRESSED	16	892	293	073 CHOCOLATE AND PRODUCTS	93	99	32
628 RUBBER ARTICLES NES	266	490	168	081 FEEDING STUFF FOR ANIMLS	622	139	48
641 PAPER AND PAPERBOARD	806	558	206	233 RUBBER SYNTHETIC, RECLAIMD	6 484	2 648	898
642 ARTICLES OF PAPER ETC	1 693	657	203	266 SYNTHETIC FIBRE TO SPIN	1 540	900	314
651 TEXTILE YARN AND THREAD	31	140	45	278 OTHER CRUDE MINERALS	1 309	168	56
659 FLOOR COVERINGS ETC	30	127	47	291 CRUDE ANIMAL MTRIALS NES	363	121	39
663 OTH NONMETAL MINERAL MFS	101	132	47	292 CRUDE VEG MATERIALS NES	415	731	242
665 GLASSWARE	98	242	80	334 PETROLEUM PRODUCTS, REFIN	10 476	3 536	1 202
673 IRON AND STEEL SHAPES	3 377	291	116	335 RESIDUAL PETRLM PROD NES	2 042	364	124
678 IRON, STL TUBES PIPES, ETC	736	270	90	511 HYDROCARBONS NES, DERIVS	840	234	77
682 COPPER EXC CEMENT COPPER	49	118	44	512 ALCOHOLS, PHENOLS, ETC	4 307	1 044	330
684 ALUMINIUM	75	304	106	513 ORGANIC ACIDS, ETC	8 833	1 797	589
691 STRUCTURES AND PARTS NES	3 822	796	308	514 NITROGEN-FUNCTN COMPOUNDS	1 029	1 985	680
692 METAL TANKS, BOXES ETC	358	670	219	515 ORG-INORG COMPOUNDS ETC	452	3 421	1 157
695 TOOLS	383	910	305	516 OTHER ORGANIC CHEMICALS	1 385	637	217
696 CUTLERY	39	414	147	522 INORG ELEMNTS, OXIDES, ETC	6 629	1 146	392
697 BASE MTL HOUSEHOLD EQUIP	94	130	42	523 OTHR INORGANIC CHEMICALS	17 432	1 874	646
699 OTHER METAL MANUFACTURES	213	374	118	524 RADIOACTIVE ETC MATERIAL		102	34
711 STEAM BOILERS & AUX PLNT	351	844	267	531 SYNT DYE, NAT INDGO LAKES	1 891	6 171	2 109
713 INTRNL COMBUS PISTN ENGN	528	1 353	480	532 DYES NES, TANNING PRODS	3 355	1 571	522
718 OTH POWER GENERATG MACHY	113	254	77	533 PIGMENTS PAINTS, ETC	3 129	2 349	798
721 AGRIC MACHY EXC TRACTORS	621	318	108	541 MEDICINAL ETC PRODUCTS	667	8 285	2 760
722 TRACTORS NON-ROAD	596	215	73	551 ESSENTL OIL, PERFUME ETC	32	238	83
724 TEXTILE, LEATHER MACHNRY	282	1 377	500	553 PERFUMERY, COSMETICS, ETC	140	221	77
726 PRINTG BKBINDG MACHY PTS	353	1 478	550	554 SOAPS, CLEANING ETC PREPS	7 876	2 589	892

7 IMPORTS AND EXPORTS (SPECIAL TRADE) BY COUNTRIES OF PRODUCTION AND CONSUMPTION AND BY GROUPS OF THE SITC-REV. II 1985

GROUP DESCRIPTION	DT * 100 KG	1 000 DM	1 000 \$	GROUP DESCRIPTION	DT * 100 KG	1 000 DM	1 000 \$
562 FERTILIZERS MANUFACTURED	49 050	1 777	604	287 BASE METAL ORES, CONC NES	70 266	8 146	2 696
582 PROD OF CONDENSATION ETC	11 048	6 641	2 225	288 NONFERR METAL SCRAP NES	2 430	4 131	1 360
583 PROD OF POLYMERIZING ETC	29 920	8 094	2 754	291 CRUDE ANIMAL MTRIALS NES	68 324	6 718	2 292
584 CELLULOSE DERIVATIVES ETC	570	495	1 174	292 CRUDE VEG MATERIALS NES	22 298	12 249	4 011
591 PESTICIDES, DISINFECTANTS	4 044	3 903	1 330	323 BRIQUETS, COKE, SEMI-COKE	121 909	2 482	861
592 STARCH, INULIN, GLUTEN, ETC	97	263	88	334 PETROLEUM PRODUCTS, REFIN	29 973	2 020	764
598 MISC CHEMICAL PRODS NES	6 251	3 521	1 203	335 RESIDUAL PETRLM PROD NES	308 980	10 693	3 585
611 LEATHER	13	176	63	411 ANIMAL OILS AND FATS	9 872	1 093	364
612 LEATHER ETC MANUFACTURES	247	393	131	423 FIXED VEG OILS, SOFT	307 349	61 195	21 384
621 MATERIALS OF RUBBER	162	191	66	424 FIXED VEG OIL NONSOFT	123 762	25 116	8 036
625 RUBBER TYRES, TUBES	440	421	142	431 PROCESD ANML VEG OIL, ETC	89 334	11 357	3 701
628 RUBBER ARTICLES NES	667	1 443	500	511 HYDROCARBONS NES, DERIVS	102 441	13 992	4 541
641 PAPER AND PAPERBOARD	1 048	657	236	512 ALCOHOLS, PHENOLS, ETC	19 622	3 192	1 100
642 ARTICLES OF PAPER ETC	234	326	112	513 ORGANIC ACIDS, ETC	18 529	3 472	1 256
651 TEXTILE YARN AND THREAD	235	361	118	514 NITROGEN-FUNCTN COMPOUNDS	12 009	2 991	962
652 COTTON FABRICS, WOVEN	29	88	31	516 OTHER ORGANIC CHEMICALS	243	337	114
653 WOVN MAN-MADE FIB FABRIC	722	1 109	377	523 OTHR INORGANIC CHEMICALS	6 120	1 258	485
654 OTH WOVEN TEXTILE FABRIC	31	172	55	532 DYES NES, TANNING PRODS	11 831	3 545	1 198
657 SPECIAL TEXTILE ETC PROD	321	791	266	541 MEDICINAL ETC PRODUCTS	1 242	9 246	3 142
663 OTH NONMETAL MINERAL MFS	824	715	243	551 ESSENTL OIL, PERFUME, ETC	385	1 036	356
664 GLASS	779	138	48	583 PROD OF POLYMERIZING ETC	25 057	4 174	1 470
665 GLASSWARE	333	368	134	585 PLASTIC MATERIALS NES	30	1 850	636
673 IRON AND STEEL SHAPES	1 482	142	44	611 LEATHER	10 054	14 095	4 783
674 IRN, STL UNIV, PLATE, SHEET	4 518	1 577	538	612 LEATHER ETC MANUFACTURES	51	147	50
675 IRON, STEEL HOOP, STRIP	4 141	1 348	453	613 FUR SKINS TANNED DRESSED	600	10 431	3 629
677 IRN, STL WIRE EXCL W ROD	626	204	69	641 PAPER AND PAPERBOARD	7 136	420	157
683 WIRE PRODUCTS NON ELECTR	510	176	58	651 TEXTILE YARN AND THREAD	17 036	17 202	5 795
694 STL, COPPR NAILS, NUTS, ETC	52	107	33	652 COTTON FABRICS, WOVEN	3 160	3 161	1 180
695 TOOLS	347	1 006	341	667 PEARL, PREC- SEMI-P STONE	84	471	156
696 CUTLERY	40	164	55	674 IRN, STL UNIV, PLATE, SHEET	66 057	5 267	1 946
699 OTHER METAL MANUFACTURES	258	465	154	685 NON-FER BASE METALS NES	264	638	253
713 INTRNL COMBUS PISTN ENGN	1 951	2 714	937	699 OTHER METAL MANUFACTURES	13	96	31
716 ROTATING ELECTRIC PLANT	158	373	122	713 INTRNL COMBUS PISTN ENGN	141	876	304
721 AGRIC MACHY, EXC TRACTORS	1 724	2 265	746	716 ROTATING ELECTRIC PLANT	39	189	67
722 TRACTORS NON-ROAD	3 376	3 254	1 163	724 TEXTILE, LEATHER MACHNRY	28	102	34
724 TEXTILE, LEATHER MACHNRY	2 460	8 711	3 017	736 MACHINE TOOLS FOR METAL	354	311	109
725 PAPER ETC MILL MACHINERY	51	355	128	742 PUMPS FOR LIQUIDS ETC	27	397	126
726 PRINTG, BKBINDG MACHY, PTS	112	717	250	745 NONELEC MACHY, TOOLS NES	163	173	60
727 FOOD MACHRY NON-DOMESTIC	141	1 826	636	749 NONELEC MACH PTS, ACC NES	18	111	34
728 OTH MACHY FOR SPCL INDUS	478	1 861	618	752 AUTOMTIC DATA PROC EQUIP	1 450	14 457	4 821
736 MACHINE TOOLS FOR METAL	403	210	67	759 OFFICE & ADP MCH PTS, ACC	92	4 428	1 452
741 HEATING, COOLING EQUIPMNT	274	576	195	764 TELECOM EQPT, PTS ACC NES	11	108	39
742 PUMPS FOR LIQUIDS ETC	107	560	191	772 SWITCHGEAR ETC & PTS NES	8	82	30
743 PUMPS NES, CENTRIFUGES ETC	192	772	261	776 TRANSISTORS, VALVES, ETC	21	1 738	579
744 MECHANICAL HANDLING EQU	267	453	151	792 AIRCRAFT	8	182	65
745 NONELEC MACHY, TOOLS NES	294	1 744	614	831 TRAVEL GOODS, HANDBAGS	17	141	52
749 NONELEC MACH PTS, ACC NES	543	1 770	614	842 MENS OUTERWEAR NOT KNIT	163	260	103
751 OFFICE MACHINES	30	177	63	843 WOMENS OUTERWEAR NONKNIT	116	53	170
752 AUTOMTIC DATA PROC EQUIP	38	774	265	848 HEADGEAR, NONXTL CLOTHNG	636	4 020	1 435
759 OFFICE & ADP MCH PTS, ACC	1	91	33	851 FOOTWEAR	78	383	140
764 TELECOM EQPT, PTS, ACC NES	2 444	19 396	6 308	871 OPTICAL INSTRUMENTS	3	96	37
772 SWITCHGEAR ETC & PTS NES	532	2 184	815	874 MEASURING, CONTROLNG INSTR	1	185	62
774 ELECTRO-MEDCL, XRAY EQUIP	9	147	51	881 PHOTO APPAR & EQUIPT NES	2	460	140
775 HOUSEHOLD TYPE EQUIP NES	837	1 118	375	892 PRINTED MATTER	18	137	43
778 ELECTRICAL MACHINERY NES	821	1 902	646	896 WORKS OF ART ETC	1	183	59
781 PASS MOTOR VEH EXC BUSES	2 239	8 209	2 933	941 ZOO ANIMALS, PETS	42	1 039	347
784 MOTOR VEHCL PTS, ACC NES	2 891	5 811	1 924				
793 SHIPS AND BOATS	628	371	131	EXPORTS	1 031 633	1 463 731	514 345
848 HEADGEAR, NONXTL CLOTHNG	5	247	82	001 LIVE ANIMALS	69	321	109
871 OPTICAL INSTRUMENTS	6	192	65	037 FISH ETC PREPD PRSVD NES	5	202	68
872 MEDICAL INSTRUMENTS NES	134	741	258	048 CEREAL ETC PREPARATIONS	501	149	52
873 METERS & COUNTERS NES	10	184	69	061 SUGAR AND HONEY	5 480	724	234
874 MEASURING, CONTROLNG INSTR	119	1 450	489	073 CHOCOLATE AND PRODUCTS	276	305	109
881 PHOTO APPAR & EQUIPT NES	44	272	94	075 SPICES	79	91	36
882 PHOTO, CINEMA SUPPLIES	201	365	126	081 FEEDING STUFF FOR ANIMLS	921	621	206
885 WATCHES AND CLOCKS	25	255	85	112 ALCOHOLIC BEVERAGES	439	88	31
892 PRINTED MATTER	216	428	151	233 RUBBER, SYNTHTIC, RECLAIMD	26 523	10 246	3 458
893 ARTICLES OF PLASTIC NES	404	687	105	266 SYNTHETIC FIBRE TO SPIN	178	145	56
894 TOYS, SPORTING GOODS, ETC	70	317	233	267 OTHER MAN-MADE FIBRES	2 067	1 281	415
895 OFFICE SUPPLIES NES	537	1 254	33	278 OTHER CRUDE MINERALS	4 487	661	235
897 GOLD, SILVER WARE, JEWELRY		95	241	287 BASE METAL ORES, CONC NES	3 412	542	185
899 OTHER MANUFACTURED GOODS	189	706	292	292 CRUDE, VEG MATERIALS NES	5 484	5 506	1 933
951 WAR FIREARMS, AMMUNITION	72	609	190	322 COAL, LIGNITE, PEAT	9 561	673	284
				334 PETROLEUM PRODUCTS, REFIN	7 418	2 710	938
ARGENTINA				335 RESIDUAL PETRLM PROD NES	103 608	8 776	3 028
IMPORTS	18 778 135	1 671 666	575 748	424 FIXED VEG OIL NONSOFT	1 306	536	185
001 LIVE ANIMALS	45	119	39	431 PROCESD ANML VEG OIL ETC	771	479	161
011 MEAT FRESH CHILLD, FROZEN	312 220	285 359	97 781	511 HYDROCARBONS NES DERIVS	12 238	2 464	837
014 MEAT PREPD, PRSVD, NES ETC	46 589	30 969	10 438	512 ALCOHOLS, PHENOLS, ETC	14 730	6 115	2 099
034 FISH FRESH, CHILLED FROZN	16 254	5 694	2 058	513 ORGANIC ACIDS, ETC	27 096	10 063	3 389
036 SHELL FISH FRESH, FROZEN	1 482	1 792	601	514 NITROGEN-FUNCTN COMPOUNDS	22 012	28 484	9 704
037 FISH ETC PREPD PRSVD NES	55	231	73	515 ORG-INORG COMPOUNDS ETC	15 127	37 119	12 707
042 RICE	25 504	2 504	823	516 OTHER ORGANIC CHEMICALS	7 645	6 939	2 472
044 MAIZE UNMILLED	1 296 414	52 306	18 468	522 INORG ELEMNTS, OXIDES, ETC	39 805	6 561	2 228
045 CEREALS NES UNMILLED	206 151	10 820	3 673	523 OTHR INORGANIC CHEMICALS	68 085	11 435	3 933
054 VEG ETC FRSH, SMPLY PRSVD	25 072	4 021	1 390	524 RADIOACTIVE ETC MATERIAL	466	27 706	8 441
056 VEGTBLES ETC PRSVD, PREPD	756	429	141	531 SYNT DYE NAT INDGO, LAKES	2 758	9 527	3 267
057 FRUIT NUTS, FRESH, DRIED	437 245	71 440	23 361	532 DYES NES, TANNING PRODS	1 931	892	329
058 FRUIT PRESERVED, PREPARED	37 708	14 981	5 018	533 PIGMENTS PAINTS, ETC	8 701	5 343	1 835
061 SUGAR AND HONEY	111 410	24 013	8 441	541 MEDICINAL ETC PRODUCTS	6 074	33 750	11 444
074 TEA AND MATE	8 196	5 673	1 905	551 ESSENTL OIL PERFUME, ETC	131	961	338
081 FEEDING STUFF FOR ANIMLS	8 773 764	330 191	113 982	553 PERFUMERY COSMETICS, ETC	88	193	72
112 ALCOHOLIC BEVERAGES	3 014	917	311	554 SOAPS, CLEANING ETC PREPS	13 311	4 675	1 584
121 TOBACCO UNMNFCTRD, REFUSE	50 291	30 043	10 459	562 FERTILIZERS MANUFACTURED	22 248	1 048	376
211 HIDES, SKINS, UNRESSED	396	247	78	572 EXPLOSIVES PYROTECH PROD	100	98	30
212 FUR SKINS UNRESSED	15	228	88	582 PROD OF CONDENSATION ETC	31 184	22 166	7 529
222 SEEDS FOR SOFT/FIXED OIL	5 608 497	391 480	137 996	583 PROD OF POLYMERIZING ETC	82 769	23 894	8 079
223 SEEDS FOR OTH FIXED OILS	559	102	33	584 CELLULOSE DERIVATIVES ETC	6 925	6 803	2 323
233 RUBBER, SYNTHTIC, RECLAIMD	27 023	5 823	2 021	585 PLASTIC MATERIALS NES	840	1 746	579
251 PULP AND WASTE PAPER	13 682	1 357	491	591 PESTICIDES, DISINFECTANTS	9 493	11 176	4 008
263 COTTON	265 648	83 122	28 419	592 STARCH INULIN GLUTEN ETC	186	398	138
268 WOOL(EXC TOPS), ANML HAIR	43 820	38 111	12 826	598 MISC CHEMICAL PRODS NES	23 344	17 206	5 722
273 STONE, SAND AND GRAVEL	1 156	290	109	605 INDUSTRIAL PLANT, CHAP 73	7 123	31 430	10 344
				612 LEATHER ETC MANUFACTURES	36	209	77

7 IMPORTS AND EXPORTS (SPECIAL TRADE) BY COUNTRIES OF PRODUCTION AND CONSUMPTION AND BY GROUPS OF THE SITC-REV. II 1985

GROUP DESCRIPTION	DT * 100 KG	1 000 DM	1 000 \$	GROUP DESCRIPTION	DT * 100 KG	1 000 DM	1 000 \$
613 FUR SKINS TANNED,DRESSED	23	1 413	498	FALKLAND IS			
621 MATERIALS OF RUBBER	757	1 069	376				
625 RUBBER TYRES,TUBES	752	685	244	IMPORTS	21	108	35
628 RUBBER ARTICLES NES	441	2 538	853	EXPORTS	11	59	19
634 VENEERS,PLYWOOD,ETC	282	262	85				
635 WOOD MANUFACTURES NES	30	106	33				
641 PAPER AND PAPERBOARD	6 899	5 884	1 999	CYPRUS			
642 ARTICLES OF PAPER ETC	442	1 024	343				
651 TEXTILE YARN AND THREAD	3 994	4 718	1 595	IMPORTS	505 831	64 877	21 758
654 OTH WOVEN TEXTILE FABRIC	46	173	55				
657 SPECIAL TEXTILE ETC PROD	1 161	3 365	1 160	054 VEG ETC FRSH,SMPLY PRSVD	49 698	3 168	1 016
658 TEXTILE ARTICLES NES	31	137	43	057 FRUIT,NUTS,FRESH,DRIED	291 109	34 928	11 531
659 FLOOR COVERINGS ETC	660	270	93	058 FRUIT PRESERVED,PREPARED	11 418	4 538	1 571
661 CEMENT ETC BUILDING PROD	72	86	34	112 ALCOHOLIC BEVERAGES	1 528	336	116
662 CLAY,REFRACTORY BLDG PRD	17 967	4 193	1 447	278 OTHER CRUDE MINERALS	9 203	1 093	377
663 OTH NONMETAL MINERAL MFS	18 493	8 681	2 981	287 BASE METAL DRES,CONC NES	6 880	967	385
664 GLASS	3 829	1 947	659	288 NONFERR METAL SCRAP NES	2 422	566	189
665 GLASSWARE	353	479	170	291 CRUDE ANIMAL MTRIALS NES	2	142	46
666 POTTERY	20	111	37	292 CRUDE VEG MATERIALS NES	283	101	33
671 PIG IRON ETC	6 385	1 721	593	334 PETROLEUM PRODUCTS,REFIN	3 201	180	54
673 IRON AND STEEL SHAPES	12 210	1 913	666	551 ESSENTL OIL,PERFUME ETC	239	127	42
674 IRN,STL UNIV,PLATE,SHEET	139 749	29 174	9 912	724 TEXTILE,LEATHER MACHNRY	94	103	39
675 IRON,STEEL HOOP,STRIP	13 202	5 304	1 821	752 AUTOMATIC DATA PROC EQUIP		94	32
676 RAILWAY RAILS ETC IRN,STL	628	92	33	781 PASS MOTOR VEH EXC BUSES	32	135	45
677 IRN,STL WIRE EXCL W ROD	833	1 210	416	793 SHIPS AND BOATS	125 885	4 015	1 386
678 IRON,STL TUBES PIPES,ETC	4 852	2 194	752	842 MENS OUTERWEAR NOT KNIT	147	535	175
681 SILVER,PLATINUM,ETC	1	285	98	843 WOMENS OUTERWEAR NONKNIT	796	4 689	1 619
682 COPPER EXC CEMENT COPPER	1 672	2 224	766	844 UNDERWEAR NOT KNIT	314	724	582
683 NICKEL	306	1 372	471	845 UNDERWEAR KNIT NONELASTC	444	2 588	906
684 ALUMINIUM	4 919	4 262	1 365	846 UNDERWEAR KNITTED	310	1 518	500
691 STRUCTURES AND PARTS NES	354	1 826	687	851 FOOTWEAR	40	269	83
692 METAL TANKS,BXES,ETC	167	267	89	896 WORKS OF ART ETC		382	126
693 WIRE PRODUCTS NON ELECTR	571	433	156				
694 STL COPPR NAILS,NUTS ETC	339	916	321	EXPORTS	718 800	358 304	122 464
695 TOOLS	1 511	6 675	2 237				
696 CUTLERY	234	1 975	676	014 MEAT PREPD,PRSVD,NES ETC	980	277	93
699 OTHER METAL MANUFACTURES	3 136	5 496	1 871	022 MILK AND CREAM	1 791	283	99
700 INDUSTRIAL PLANT,CHAP 84	19 411	90 232	33 745	023 BUTTER	685	294	101
703 INDUSTRIAL PLANT,CHAP 85	231	6 789	2 461	024 CHEESE AND CURD	5 326	2 366	800
711 STEAM BOILERS & AUX PLNT	28	307	100	034 FISH FRESH,CHILLED,FROZN	860	329	108
712 STEAM ENGINES,TURBINES	133	2 201	768	048 CEREAL ETC PREPARATIONS	3 008	2 210	795
713 INTRNL COMBUS PISTN ENGN	4 163	14 248	4 727	057 FRUIT,NUTS,FRESH,DRIED	268	252	90
714 ENGINES & MOTORS NES	13	665	216	061 SUGAR AND HONEY	142 413	6 093	2 068
716 ROTATING ELECTRIC PLANT	1 457	6 339	2 096	062 SUGAR PREPS NON-COCOA	431	253	84
718 OTH POWER GENERATG MACHY	249	1 471	495	071 COFFEE AND SUBSTITUTES	298	509	177
72* AGRIC MACHY,EXC TRACTORS	156	742	258	072 COCOA	146	123	43
722 TRACTORS NON-ROAD	364	578	190	073 CHOCOLATE AND PRODUCTS	304	242	87
723 CIVIL ENGINEER EQUIP ETC	2 525	4 133	1 448	081 FEEDING STUFF FOR ANIMLS	2 838	376	122
724 TEXTILE,LEATHER MACHNRY	12 409	57 947	19 577	091 MARGARINE AND SHORTENING	1 144	269	90
725 PAPER ETC MILL MACHINERY	268	5 638	1 990	098 EDIBLE PROCDTS,PREPS NES	1 554	1 224	411
726 PRINTG,BKBDNG MACHY,PTS	1 327	7 119	2 478	111 NON-ALCOHL BEVERAGES NES	1 115	137	47
727 FOOD MACHY NON-DOMESTIC	1 422	4 297	1 470	112 ALCOHOLIC BEVERAGES	2 493	523	174
728 OTH MACHY FOR SPCL INDUS	5 997	23 694	8 280	122 TOBACCO MFRS	10 252	20 181	6 682
736 MACHINE TOOLS FOR METAL	7 819	16 691	6 299	233 RUBBER,SYNTHETIC,RECLAIMD	1 610	253	86
737 METALWORKING MACHNRY NES	3 387	5 845	1 961	266 SYNTHETIC FIBRE TO SPIN	848	426	138
741 HEATING,COOLING EQUIPMNT	1 134	4 308	1 510	267 OTHER MAN-MADE FIBRES	204	129	46
742 PUMPS FOR LIQUIDS ETC	493	3 848	1 309	291 CRUDE ANIMAL MTRIALS NES		162	64
743 PUMPS NES,CENTRIFUGES ETC	3 125	19 824	6 854	292 CRUDE VEG MATERIALS NES	927	421	148
744 MECHANICAL HANDLING EQU	9 495	16 132	5 957	322 COAL,LIGNITE,PEAT	9 277	258	87
745 NONELEC MACHY,TOOLS NES	1 827	9 954	3 407	323 BRIQUETS COKE,SEMI-COKE	3 803	154	50
749 NONELEC MACH PTS,ACC NES	7 587	27 268	9 327	334 PETROLEUM PRODUCTS,REFIN	3 582	744	250
751 OFFICE MACHINES	341	2 962	1 013	423 FIXED VEG OILS,SOFT	1 008	280	86
752 AUTOMATIC DATA PROC EQUIP	537	9 712	3 478	424 FIXED VEG OIL NONSOFT	831	412	150
759 OFFICE & ADP MCH PTS,ACC	73	4 147	1 432	431 PROCDSD ANML VEG OIL ETC	3 838	1 026	359
763 SOUND RECORDRS PHONOGRPH	14	161	55	511 HYDROCARBONS NES,DERIVS	5 631	819	279
764 TELECOM EQPT,PTS,ACC NES	12 141	93 091	31 902	512 ALCOHOLS,PHENOLS ETC	1 303	329	111
771 ELECTRIC POWER MACHY NES	340	2 103	725	513 ORGANIC ACIDS,ETC	941	449	146
772 SWITCHGEAR ETC & PTS NES	2 990	26 128	8 943	514 NITROGEN-FUNCTN COMPOUNDS	798	396	131
773 ELECTR DISTRIBUTING MACH	631	1 221	426	515 ORG-INORG COMPOUNDS ETC	164	125	42
774 ELECTRO-MEDCL XRAY EQUIP	123	4 283	1 470	516 OTHER ORGANIC CHEMICALS	556	446	153
775 HOUSEHOLD TYPE EQUIP NES	286	1 127	383	522 INORG ELEMENTS,OXIDES,ETC	5 778	549	182
776 TRANSISTORS,VALVES,ETC	3 112	8 344	2 963	523 OTHR INORGANIC CHEMICALS	17 336	2 654	928
778 ELECTRICAL MACHINERY NES	9 248	26 023	8 875	531 SYNT DYE NAT INDOG LAKES	241	643	220
781 PASS MOTOR VEH EXC BUSES	7 161	26 462	9 711	533 PIGMENTS,PAINTS ETC	1 330	1 092	368
782 LORRIES,SPCL MTR VEH NES	177	477	154	541 MEDICINAL ETC PRODUCTS	1 563	5 453	1 873
784 MOTOR VEHCL PTS ACC NES	16 478	38 622	13 011	551 ESSENTL OIL,PERFUME,ETC	133	529	181
785 MOTOR & OTHER CYCLES ETC	17	106	37	553 PERFUMERY,COSMETICS,ETC	1 857	1 332	453
786 VEH NES NONMOTR,TRAILERS	555	375	126	554 SOAPS,CLEANING ETC PREPS	9 021	2 967	1 025
792 AIRCRAFT	63	9 213	3 004	562 FERTILIZERS MANUFACTURED	2 439	188	64
793 SHIPS AND BOATS	23	169	59	582 PROD OF CONDENSATION ETC	4 672	2 759	922
812 PLUMBG,HEATING,LGHTNG EQU	69	443	148	583 PROD OF POLYMERIZING ETC	26 313	5 787	989
821 FURNITURE	843	589	195	584 CELLULOSE DERIVATIVES ETC	835	659	234
843 WOMENS OUTERWEAR NONKNIT	5	145	41	591 PESTICIDES DISINFECTANTS	1 169	1 190	404
848 HEADGEAR,NONTXTL CLOTHNG	2	106	33	592 STARCH INULIN,GLUTEN ETC	15 520	1 980	677
871 OPTICAL INSTRUMENTS	64	2 167	752	598 MISC CHEMICAL PRODS NES	6 218	2 605	886
872 MEDICAL INSTRUMENTS NES	635	6 430	2 236	611 LEATHER	434	962	339
873 METERS & COUNTERS NES	21	510	177	621 MATERIALS OF RUBBER	1 666	823	285
874 MEASURING CONTROLLNG INSTP	986	23 396	8 051	625 RUBBER TYRES,TUBES	2 181	1 583	540
881 PHOTO APPAR & EQUIP NES	398	3 316	1 144	628 RUBBER ARTICLES NES	354	565	190
882 PHOTO,CINEMA SUPPLIES	4 708	9 452	3 228	634 VENEERS PLYWOOD,ETC	3 935	1 472	501
884 OPTICAL GOODS NES	9	445	153	635 WOOD MANUFACTURES NES	149	125	40
885 WATCHES AND CLOCKS	740	6 556	2 275	641 PAPER AND PAPERBOARD	47 819	6 313	2 121
892 PRINTED MATTER	6 427	12 716	4 226	642 ARTICLES OF PAPER ETC	12 958	6 518	2 238
893 ARTICLES OF PLASTIC NES	938	2 235	775	651 TEXTILE YARN AND THREAD	439	1 600	532
894 TOYS,SPORTING GOODS,ETC	1 328	3 461	1 132	652 COTTON FABRICS,WOVEN	4 100	11 192	3 808
895 OFFICE SUPPLIES NES	296	1 509	516	653 WOVN MAN-MADE FIB FABRIC	2 077	6 084	2 104
896 WORKS OF ART ETC	2	204	69	654 OTH WOVEN TEXTILE FABRIC	144	665	239
897 GOLD SILVER WARE JEWELRY	6	216	77	655 KNIT ETC FABRICS	793	2 025	688
898 MUSICAL INSTRUMENTS,PTS	609	3 290	1 146	656 LACE,RIBBONS,TULLE ETC	55	276	92
899 OTHER MANUFACTURED GOODS	301	2 148	724	657 SPECIAL TEXTILE ETC PROD	1 909	2 380	806
941 ZOO ANIMALS,PETS	23	101	34	658 TEXTILE ARTICLES NES	134	522	175
951 WAR FIREARMS,AMMUNITION	6	109	37	659 FLOOR COVERINGS ETC	474	622	207
				662 CLAY,REFRACTORY BLDG PRD	8 675	1 063	359
				663 OTH NONMETAL MINERAL MFS	3 062	969	322
				664 GLASS	14 660	1 512	510

7 IMPORTS AND EXPORTS (SPECIAL TRADE) BY COUNTRIES OF PRODUCTION AND CONSUMPTION AND BY GROUPS OF THE SITC-REV. II 1985

GROUP DESCRIPTION	DT = 100 KG	1 000 DM	1 000 \$	GROUP DESCRIPTION	DT = 100 KG	1 000 DM	1 000 \$
665 GLASSWARE	4 438	1 457	500	EXPORTS	903 086	383 349	131 197
666 POTTERY	1 030	1 679	566	001 LIVE ANIMALS	646	437	152
667 PEARL, PREC., SEMI-P STONE		1 083	369	011 MEAT FRESH, CHILLED, FROZEN	39 880	6 715	2 371
673 IRON AND STEEL SHAPES	2 104	191	66	014 MEAT PREPD, PRSVD, NES ETC	473	398	134
674 IRN, STL UNIV, PLATE, SHEET	47 678	5 553	1 911	022 MILK AND CREAM	6 019	2 431	860
675 IRON, STEEL HOOP, STRIP	975	275	96	023 BUTTER	3 443	2 298	723
678 IRON, STL TUBES, PIPES, ETC	3 018	387	124	024 CHEESE AND CURD	7 209	3 960	1 448
681 SILVER, PLATINUM, ETC	15	1 258	434	037 FISH ETC PREPD PRSVD NES	176	158	51
682 COPPER EXC CEMENT COPPER	1 926	1 525	529	046 WHEAT ETC MEAL OR FLOUR	9 477	771	258
684 ALUMINIUM	432	495	170	047 OTHER CEREAL MEALS, FLOUR	3 273	239	77
686 ZINC	469	123	39	048 CEREAL ETC PREPARATIONS	2 908	1 496	520
691 STRUCTURES AND PARTS NES	1 000	929	319	054 VEG ETC FRSH, SMPLY PRSVD	631	103	35
692 METAL TANKS, BOXES, ETC	591	573	202	058 FRUIT PRESERVED, PREPARED	413	189	66
693 WIRE PRODUCTS NON ELECTR	412	139	47	061 SUGAR AND HONEY	106 253	4 150	1 456
694 STL, COPPR NAILS, NUTS, ETC	834	528	178	062 SUGAR PREPS NON-COCOA	1 431	617	221
695 TOOLS	917	1 922	644	072 COCOA	891	356	124
696 CUTLERY	953	3 920	1 321	073 CHOCOLATE AND PRODUCTS	2 342	566	578
697 BASE MTL HOUSEHOLD EQUIP	1 410	2 270	769	074 TEA AND MATE	85	128	48
699 OTHER METAL MANUFACTURES	1 774	2 853	963	081 FEEDING STUFF FOR ANIMLS	1 562	208	72
713 INTRNL COMBUS PISTN ENGN	1 210	2 448	828	098 EDIBLE PRODCTS, PREPS NES	3 472	1 987	686
716 ROTATING ELECTRIC PLANT	465	924	309	111 NON-ALCOHL BEVERAGES NES	3 826	392	127
718 OTH POWER GENERATG MACHY	13	104	33	233 RUBBER, SYNTHETIC RECLAIMD	1 500	234	83
721 AGRIC, MACHY, EXC TRACTORS	488	690	229	248 WOOD SHAPED	5 597	915	293
722 TRACTORS NON-ROAD	263	271	101	266 SYNTHETIC FIBRE TO SPIN	1 124	450	146
723 CIVIL ENGINEERG EQUIP ETC	1 534	1 692	601	269 WASTE OF TEXTILE FABRICS	4 908	982	342
724 TEXTILE, LEATHER MACHNRY	648	4 558	1 602	278 OTHER CRUDE MINERALS	15 747	141	54
725 PAPER ETC MILL MACHINERY	77	228	77	291 CRUDE ANIMAL MTRIALS NES	26	91	32
726 PRINTG, BKBDNG MACHY PTS	447	1 097	365	292 CRUDE VEG MATERIALS NES	567	615	198
727 FOOD MACHRY NON-DOMESTIC	141	511	173	322 COAL LIGNITE, PEAT	9 078	244	87
728 OTH MACHY FOR SPCL INDUS	937	2 240	747	323 BRIQUETS, COKE SEMI-COKE	15 000	623	246
736 MACHINE TOOLS FOR METAL	324	335	118	334 PETROLEUM PRODUCTS REFIN	14 941	3 171	1 096
737 METALWORKING MACHNRY NES	79	260	84	335 RESIDUAL PETRLM PROD NES	2 639	326	120
741 HEATING, COOLING EQUIPMNT	1 447	2 853	948	423 FIXED VEG OILS SOFT	1 434	351	117
742 PUMPS FOR LIQUIDS ETC	274	891	306	431 PROCESD ANML VEG OIL, ETC	15 872	3 377	1 144
743 PUMPS NES CENTRIFUGES ETC	571	1 015	358	511 HYDROCARBONS NES DERIVS	1 842	502	171
744 MECHANICAL HANDLING EQU	922	1 278	419	512 ALCOHOLS, PHENOLS, ETC	520	213	74
745 NONELEC MACHY TOOLS NES	1 665	3 819	1 324	513 ORGANIC ACIDS ETC	16 752	3 348	1 139
749 NONELEC MACH PTS, ACC NES	1 900	4 523	1 543	514 NITROGEN-FUNCTN COMPOUNDS	1 044	519	167
751 OFFICE MACHINES	166	700	245	515 ORG-INDRG COMPOUNDS ETC	57	107	33
752 AUTOMATIC DATA PROC EQUIP	71	1 345	472	516 OTHER ORGANIC CHEMICALS	217	320	100
759 OFFICE & ADP MCH PTS, ACC	11	470	155	522 INDRG ELEMNTS, OXIDES, ETC	3 561	668	223
761 TELEVISION RECEIVERS	2 570	7 794	2 672	523 OTHR INORGANIC CHEMICALS	10 587	971	324
762 RADIO BROADCAST RECEIVRS	298	896	307	531 SYNT DYE, NAT INDGO, LAKES	608	1 114	387
763 SOUND RECORDERS PHONOGRAPH	205	2 135	714	532 DYES NES, TANNING PRODS	2 729	528	180
764 TELECOM EQPT, PTS, ACC NES	325	2 460	849	533 PIGMENTS, PAINTS ETC	8 810	2 730	941
771 ELECTRIC POWER MACHY NES	142	261	96	541 MEDICINAL ETC PRODUCTS	2 971	43 467	14 885
772 SWITCHGEAR ETC & PTS NES	429	1 657	543	551 ESSENTL OIL, PERFUME, ETC	2 183	858	279
773 ELECTR DISTRIBUTING MACH	341	269	91	553 PERFUMERY, COSMETICS, ETC	5 052	4 006	1 341
774 ELECTRO-MEDCL XRAY EQUIP	87	1 969	748	554 SOAPS, CLEANING ETC PREPS	22 990	5 518	1 891
775 HOUSEHOLD TYPE EQUIP NES	6 287	8 971	3 137	562 FERTILIZERS MANUFACTURED	6 863	356	118
776 TRANSISTORS VALVES, ETC	340	751	252	582 PROD OF CONDENSATION ETC	3 044	1 113	381
778 ELECTRICAL MACHINERY NES	1 286	2 875	980	583 PROD OF POLYMERIZING ETC	27 140	6 221	2 115
781 PASS MOTOR VEH EXC BUSES	24 729	52 626	17 896	584 CELLULOSE DERIVATIVES ETC	1 231	616	210
782 LORRIES, SPCL MTR VEH NES	4 752	4 703	1 599	591 PESTICIDES DISINFECTANTS	2 046	2 010	646
783 ROAD MOTOR VEHICLES NES	629	319	103	592 STARCH, INULIN, GLUTEN, ETC	8 927	1 315	459
784 MOTOR VEHCL PTS ACC NES	4 922	8 926	3 057	598 MISC CHEMICAL PRODS NES	13 229	3 597	1 225
785 MOTOR & OTHER CYCLES ETC	59	186	62	621 MATERIALS OF RUBBER	1 492	678	240
786 VEH NES NONMOTR TRAILERS	2 740	814	269	625 RUBBER TYRES TUBES	11 695	2 270	446
792 AIRCRAFT	34	3 074	994	628 RUBBER ARTICLES NES	484	918	312
793 SHIPS AND BOATS	160 618	41 987	14 665	634 VENEERS, PLYWOOD, ETC	936	311	108
812 PLUMBG, HEATING, LGHTNG EQU	2 719	2 798	950	635 WOOD MANUFACTURES NES	627	302	99
821 FURNITURE	775	1 197	405	641 PAPER AND PAPERBOARD	33 516	6 612	2 147
831 TRAVEL GOODS, HANDBAGS	43	155	54	642 ARTICLES OF PAPER ETC	2 981	1 643	562
842 MENS OUTERWEAR NOT KNIT	53	257	94	651 TEXTILE YARN AND THREAD	1 357	1 717	565
843 WOMENS OUTERWEAR NONKNIT	35	965	331	652 COTTON FABRICS, WOVEN	1 614	4 517	1 572
845 OUTERWEAR KNIT NONELASTC	39	547	179	653 WOVN MAN-MADE FIS FABRIC	1 756	5 259	1 849
846 UNDERWEAR KNITTED	52	685	235	654 OTH WOVEN TEXTILE FABRIC	172	876	316
847 TXTL CLTHNG ACCESSRY NES	81	452	155	655 KNIT ETC FABRICS	464	580	200
848 HEADGEAR, NONTXL CLOTHING	76	235	80	656 LACE, RIBBONS, TULLE, ETC	59	135	44
851 FOOTWEAR	152	740	261	657 SPECIAL TEXTILE ETC PROD	2 973	2 156	747
872 MEDICAL INSTRUMENTS NES	325	1 693	582	658 TEXTILE ARTICLES NES	93	241	84
874 MEASURING CONTROLLING INSTR	96	3 540	1 231	659 FLOOR COVERINGS ETC	1 243	1 644	591
881 PHOTO APPAR & EQUIPT NES	49	537	185	662 CLAY, REFRACTORY BLDG PRD	7 117	1 065	355
882 PHOTO, CINEMA SUPPLIES	1 159	2 159	713	663 OTH NONMETAL MINERAL MFS	3 930	2 094	703
884 OPTICAL GOODS NES	5	465	151	664 GLASS	19 571	1 707	549
885 WATCHES AND CLOCKS	45	466	159	665 GLASSWARE	359	552	188
892 PRINTED MATTER	589	764	261	666 POTTERY	529	939	320
893 ARTICLES OF PLASTIC NES	2 686	2 701	914	667 PEARL PREC., SEMI-P STONE		344	113
894 TOYS SPORTING GOODS, ETC	571	1 261	427	673 IRON AND STEEL SHAPES	12 067	936	295
895 OFFICE SUPPLIES NES	331	1 015	351	674 IRN, STL UNIV, PLATE, SHEET	96 378	14 405	4 696
897 GOLD, SILVER WARE, JEWELRY		193	65	675 IRON, STEEL HOOP, STRIP	2 551	578	195
898 MUSICAL INSTRUMENTS, PTS	210	836	284	677 IRN, STL WIRE EXCL W ROD	3 174	451	154
899 OTHER MANUFACTURED GOODS	483	868	286	678 IRON, STL TUBES, PIPES, ETC	10 232	1 728	577
971 GOLD, NON MONETARY NES		9 010	3 142	681 SILVER, PLATINUM ETC		231	75
LEBANON				682 COPPER EXC CEMENT COPPER	341	490	170
IMPORTS	37 255	22 869	7 716	684 ALUMINIUM	1 419	1 086	364
288 NONFERR METAL SCRAP NES	20 633	7 093	2 419	685 LEAD	1 910	386	132
291 CRUDE ANIMAL MTRIALS NES	1 009	5 821	1 983	691 STRUCTURES AND PARTS NES	475	297	96
424 FIXED VEG OIL NONSOFT	5 030	710	249	692 METAL TANKS, BOXES ETC	1 137	662	216
651 TEXTILE YARN AND THREAD	477	143	54	694 STL, COPPR NAILS NUTS ETC	1 482	956	310
655 KNIT ETC FABRICS	56	131	47	695 TOOLS	1 777	2 470	814
694 STL, COPPR NAILS, NUTS ETC	842	978	337	696 CUTLERY	162	751	256
712 STEAM ENGINES TURBINES	5	104	40	697 BASE MTL HOUSEHOLD EQUIP	2 007	1 954	666
724 TEXTILE, LEATHER MACHNRY	4 671	3 921	1 261	699 OTHER METAL MANUFACTURES	3 148	3 471	1 180
749 NONELEC MACH PTS ACC NES		167	55	700 INDUSTRIAL PLANT, CHAP 84	1 062	3 365	1 081
781 PASS MOTOR VEH EXC BUSES	160	198	75	711 STEAM BOILERS & AUX PLNT	32	159	60
831 TRAVEL GOODS HANDBAGS	31	183	60	713 INTRNL COMBUS PISTN ENGN	2 270	2 428	836
846 UNDERWEAR KNITTED	53	224	77	714 ENGINES & MOTORS NES	36	723	258
892 PRINTED MATTER	201	333	112	716 ROTATING ELECTRIC PLANT	518	1 239	418
897 GOLD SILVER WARE JEWELRY		140	46	718 OTH POWER GENERATG MACHY	5	125	46
				723 CIVIL ENGINEERG EQUIP ETC	2 320	1 637	536
				724 TEXTILE, LEATHER MACHNRY	544	1 865	659
				725 PAPER ETC MILL MACHINERY	62	193	64
				726 PRINTG BKBDNG MACHY PTS	80	407	133

7 IMPORTS AND EXPORTS (SPECIAL TRADE) BY COUNTRIES OF PRODUCTION AND CONSUMPTION AND BY GROUPS OF THE SITC-REV. II 1985

GROUP DESCRIPTION	DT * 100 KG	1 000 DM	1 000 \$	GROUP DESCRIPTION	DT * 100 KG	1 000 DM	1 000 \$
727 FOOD MACHRY NON-DOMESTIC	73	210	72	273 STONE, SAND AND GRAVEL	3 547	111	38
728 OTH MACHY FOR SPCL INDUS	1 492	3 786	1 284	278 OTHER CRUDE MINERALS	16 410	406	141
736 MACHINE TOOLS FOR METAL	263	485	158	292 CRUDE VEG MATERIALS NES	33	108	40
741 HEATING, COOLING EQUIPMNT	1 026	2 654	952	322 COAL, LIGNITE, PEAT	8 700	465	160
742 PUMPS FOR LIQUIDS ETC	571	2 244	772	323 BRIQUETS, COKE, SEMI-COKE	6 620	306	102
743 PUMPS NES, CENTRIFUGES ETC	1 199	2 879	937	334 PETROLEUM PRODUCTS, REFIN	5 250	1 373	485
744 MECHANICAL HANDLING EQU	2 225	2 809	955	335 RESIDUAL PETRLM PROD NES	6 313	989	333
745 NONELEC MACHY, TOOLS NES	685	2 055	689	424 FIXED VEG OIL NONSOFT	559	197	69
749 NONELEC MACH PYS, ACC NES	5 211	13 518	4 631	431 PROCESD ANML VEG OIL, ETC	5 233	1 215	412
751 OFFICE MACHINES	86	317	111	511 HYDROCARBONS NES, DERIVS	2 030	431	139
752 AUTOMTIC DATA PROC EQUIP	45	771	272	512 ALCOHOLS, PHENOLS, ETC	3 241	879	292
759 OFFICE & ADP MCH PYS, ACC	11	438	146	513 ORGANIC ACIDS, ETC	20 159	3 475	1 180
761 TELEVISION RECEIVERS	412	1 141	367	514 NITROGEN-FUNCTN COMPOUNDS	8 616	2 467	809
762 RADIO BROADCAST RECEIVRS	20	136	49	515 ORG-INORG COMPOUNDS ETC	137	287	99
763 SOUND RECORDRS, PHONOGRPH	16	161	52	516 OTHER ORGANIC CHEMICALS	3 314	1 012	339
764 TELECOM EQPT, PYS, ACC NES	638	1 217	410	522 INORG ELEMNTS, OXIDES, ETC	110 344	11 051	3 777
771 ELECTRIC POWER MACHY NES	74	167	50	523 OTHR INORGANIC CHEMICALS	76 935	9 362	3 149
772 SWITCHGEAR ETC & PYS NES	932	2 941	978	531 SYNT DYE, NAT INDGO, LAKES	1 773	3 576	1 201
773 ELECTR DISTRIBUTING MACH	2 367	1 249	381	532 DYES NES, TANNING PRODS	2 532	451	154
774 ELECTRO-MEDCL, XRAY EQUIP	121	3 574	1 357	533 PIGMENTS, PAINTS, ETC	20 021	5 841	2 019
775 HOUSEHOLD TYPE EQUIP NES	5 928	6 538	2 228	541 MEDICINAL ETC PRODUCTS	9 978	35 750	12 231
776 TRANSISTORS, VALVES, ETC	17	758	264	551 ESSENTL OIL, PERFUME, ETC	2 429	3 086	1 035
778 ELECTRICAL MACHINERY NES	8 066	7 071	2 468	553 PERFUMERY, COSMETICS, ETC	2 766	1 737	586
781 PASS MOTOR VEH EXC BUSES	70 530	31 484	11 030	554 SOAPS, CLEANING ETC PREPS	27 498	5 941	2 007
782 LORRIES SPCL MTR VEH NES	6 928	8 222	2 794	562 FERTILIZERS MANUFACTURED	392	173	61
784 MOTOR VEHCL PYS, ACC NES	109 163	39 573	13 873	572 EXPLOSIVES, PYROTECH PROD	676	1 467	501
786 VEH NES NONMOTR, TRAILERS	2 649	1 051	341	582 PROD OF CONDENSATION ETC	12 706	3 657	1 214
791 RAILWAY VEHICLES	498	2 036	643	583 PROD OF POLYMERIZING ETC	79 201	16 178	6 127
812 PLUMB, HEATNG, LGHTNG EQU	2 737	2 103	717	584 CELLULOSE DERIVATIVES ETC	3 875	1 615	539
821 FURNITURE	2 014	3 661	1 258	585 PLASTIC MATERIALS NES	886	458	166
831 TRAVEL GOODS, HANDBAGS	41	116	40	591 PESTICIDES, DISINFECTANTS	6 335	7 905	2 677
842 MENS OUTERWEAR NOT KNIT	159	2 777	977	592 STARCH, INULIN, GLUTEN, ETC	3 643	1 475	496
843 WOMENS OUTERWEAR NONKNIT	435	7 900	2 750	598 MISC CHEMICAL PRODS NES	20 874	6 102	2 092
844 UNDERWEAR NOT KNIT	25	310	105	603 INDUSTRIAL PLANT, CHAP 69	3 403	926	301
845 OUTERWEAR KNIT NONELASTC	100	1 805	613	605 INDUSTRIAL PLANT, CHAP 73	970	825	310
846 UNDERWEAR KNITTED	72	743	252	611 LEATHER	2 000	534	177
847 TXTL CLTHNG ACCESSRYS NES	65	306	103	621 MATERIALS OF RUBBER	5 089	1 873	637
848 HEADGEAR, NONTXTL CLOTHNG	174	553	193	625 RUBBER TYRES, TUBES	2 655	2 112	746
851 FOOTWEAR	35	171	55	628 RUBBER ARTICLES NES	4 444	6 168	2 120
871 OPTICAL INSTRUMENTS	13	252	85	634 VENEERS, PLYWOOD, ETC	6 969	4 258	1 456
872 MEDICAL INSTRUMENTS NES	231	3 109	1 064	635 WOOD MANUFACTURES NES	1 047	339	125
873 METERS & COUNTERS NES	282	322	99	641 PAPER AND PAPERBOARD	68 257	13 899	4 726
874 MEASURING CONTROLLING INSTR	260	2 484	860	642 ARTICLES OF PAPER ETC	3 204	1 787	612
881 PHOTO APPAR & EQUIPT NES	112	1 114	363	651 TEXTILE YARN AND THREAD	23 681	15 290	5 155
882 PHOTO, CINEMA SUPPLIES	2 903	5 059	1 714	652 COTTON FABRICS, WOVEN	591	1 083	357
884 OPTICAL GOODS NES	11	280	94	653 WOVN MAN-MADE FIB FABRIC	1 073	3 330	1 128
885 WATCHES AND CLOCKS	122	1 121	375	654 OTH WOVEN TEXTILE FABRIC	1 584	1 250	451
892 PRINTED MATTER	839	1 642	559	655 KNIT ETC FABRICS	343	757	250
893 ARTICLES OF PLASTIC NES	2 950	3 434	1 134	657 SPECIAL TEXTILE ETC PROD	14 394	7 552	2 553
894 TOYS, SPORTING GOODS, ETC	471	744	254	658 TEXTILE ARTICLES NES	102	260	88
895 OFFICE SUPPLIES NES	579	1 316	447	661 CEMENT ETC BUILDING PROD	16 227	429	151
897 GOLD, SILVER WARE, JEWELRY	6	176	64	662 CLAY, REFRACTORY BLDG PRD	27 412	3 642	1 220
898 MUSICAL INSTRUMENTS, PYS	120	435	151	663 OTH NONMETAL MINERAL MFS	8 982	5 647	1 916
899 OTHER MANUFACTURED GOODS	347	943	324	664 GLASS	10 180	1 667	576
				665 GLASSWARE	5 137	1 475	531
SYRIA				667 PEARL, PREC-, SEMI-P STONE	1	124	42
IMPORTS	14 924 507	840 861	291 571	671 PIG IRON ETC	7 409	421	154
054 VEG ETC FRSH, SMPLY PRSVD	315	105	36	672 IRON, STL PRIMARY FORMS	2 596	294	93
056 VEGTBLES ETC PRSVD, PREPD	4 717	2 171	731	673 IRON AND STEEL SHAPES	107 688	11 478	3 925
212 FUR SKINS UNDESSED	57	364	121	674 IRN, STL UNIV. PLATE, SHEET	138 070	19 211	6 665
263 COTTON	121 426	34 447	11 631	675 IRON, STEEL HOOP, STRIP	60 187	8 094	2 679
288 NONFERR METAL SCRAP NES	877	274	94	677 IRN, STL WIRE EXCL W ROD	8 773	1 765	596
291 CRUDE ANIMAL MTRIALS NES	399	2 207	728	678 IRON, STL TUBES, PIPES, ETC	246 568	37 835	13 388
333 CRUDE PETROLEUM	14 621 533	779 552	271 209	681 SILVER, PLATINUM, ETC	269	269	89
334 PETROLEUM PRODUCTS, REFIN	169 996	9 605	2 918	682 COPPER EXC CEMENT COPPER	3 775	2 690	905
583 PROD OF POLYMERIZING ETC	718	245	77	683 NICKEL	254	474	179
659 FLOOR COVERINGS ETC	85	179	57	684 ALUMINIUM	1 857	1 323	455
692 METAL TANKS, BOXES ETC	1 085	171	60	686 ZINC	10 551	3 464	1 137
714 ENGINES & MOTORS NES	138	5 514	1 743	691 STRUCTURES AND PARTS NES	7 018	4 358	1 519
716 ROTATING ELECTRIC PLANT		122	41	692 METAL TANKS, BOXES, ETC	3 886	4 516	1 492
742 PUMPS FOR LIQUIDS ETC		174	59	693 WIRE PRODUCTS NON ELECTR	1 616	394	136
749 NONELEC MACH PYS, ACC NES	38	149	50	694 STL, COPPR NAILS, NUTS, ETC	5 052	2 564	872
764 TELECOM EQPT PYS, ACC NES	1	327	109	695 TOOLS	8 543	10 419	3 600
781 PASS MOTOR VEH EXC BUSES	70	183	67	696 CUTLERY	173	500	165
792 AIRCRAFT	9	186	67	697 BASE MTL HOUSEHOLD EQUIP	4 204	1 239	419
831 TRAVEL GOODS HANDBAGS	28	162	67	699 OTHER METAL MANUFACTURES	18 195	8 901	3 140
847 TXTL CLTHNG ACCESSRYS NES	59	152	56	700 INDUSTRIAL PLANT, CHAP 84	115	203	76
874 MEASURING CONTROLLING INSTR	2	113	39	703 INDUSTRIAL PLANT, CHAP 85	1 529	5 518	1 988
896 WORKS OF ART ETC	1	111	36	711 STEAM BOILERS & AUX PLNT	606	972	336
				712 STEAM ENGINES, TURBINES	27	2 144	727
EXPORTS	2 051 686	837 209	286 840	713 INTRNL COMBUS PISTN ENGN	7 089	17 672	6 162
001 LIVE ANIMALS	65	394	137	714 ENGINES & MOTORS NES	177	12 936	4 083
014 MEAT PREPD PRSVD, NES ETC	96	99	32	716 ROTATING ELECTRIC PLANT	5 033	11 544	4 077
022 MILK AND CREAM	14 895	3 342	1 267	718 OTH POWER GENERATG MACHY	26	209	69
023 BUTTER	172	113	39	721 AGRIC MACHY, EXC TRACTORS	1 190	3 336	1 074
046 WHEAT ETC MEAL OR FLOUR	65 396	3 191	966	722 TRACTORS NON-ROAD	282	515	177
048 CEREAL ETC PREPARATIONS	300	99	39	723 CIVIL ENGINEERG EQUIP ETC	32 002	37 197	12 828
054 VEG ETC FRSH, SMPLY PRSVD	1 972	254	90	724 TEXTILE, LEATHER MACHNRY	5 942	17 885	6 274
058 FRUIT PRESERVED, PREPARED	596	139	39	725 PAPER ETC MILL MACHINERY	3 744	3 977	1 334
061 SUGAR AND HONEY	272 305	13 210	4 425	726 PRINTG, BKBINDG MACHY, PYS	1 707	5 588	1 838
071 COFFEE AND SUBSTITUTES	-258	483	50	727 FOOD MACHRY NON-DOMESTIC	368	2 434	860
072 COCCA	1 098	519	170	728 OTH MACHY FOR SPCL INDUS	10 250	19 287	6 715
081 FEEDING STUFF FOR ANIMLS	36 016	3 658	1 245	736 MACHINE TOOLS FOR METAL	1 935	6 084	2 083
098 EDIBLE PRODCTS, PREPS NES	864	1 175	411	737 METALWORKING MACHNRY NES	245	1 561	536
112 ALCOHOLIC BEVERAGES	625	276	94	741 HEATING, COOLING EQUIPMNT	11 302	17 718	6 085
233 RUBBER, SYNTHTIC RECLAIMD	6 357	1 960	672	742 PUMPS FOR LIQUIDS ETC	8 541	14 223	4 770
247 OTH WOOD ROUGH, SQUARED	3 625	384	145	743 PUMPS NES, CENTRIFUGES ETC	7 958	14 067	4 827
248 WOOD SHAPED	5 354	495	187	744 MECHANICAL HANDLING EQU	16 221	13 292	4 379
251 PULP AND WASTE PAPER	7 125	783	261	745 NONELEC MACHY, TOOLS NES	4 611	14 277	4 938
266 SYNTHETIC FIBRE TO SPIN	3 327	1 472	508	749 NONELEC MACH PYS ACC NES	10 174	20 264	6 854
267 OTHER MAN-MADE FIBRES	1 237	691	243	751 OFFICE MACHINES	502	2 471	875
269 WASTE OF TEXTILE FABRICS	26 933	5 208	1 745	752 AUTOMTIC DATA PROC EQUIP	163	9 405	3 073
				759 OFFICE & ADP MCH PYS ACC	52	1 267	449
				761 TELEVISION RECEIVERS	107	492	176
				762 RADIO BROADCAST RECEIVRS	10	104	38

7 IMPORTS AND EXPORTS (SPECIAL TRADE) BY COUNTRIES OF PRODUCTION AND CONSUMPTION AND BY GROUPS OF THE SITC-REV. 11 1985

GROUP DESCRIPTION	DT * 100 KG	1 000 DM	1 000 \$	GROUP DESCRIPTION.	DT * 100 KG	1 000 DM	1 000 \$
763 SOUND RECORDS, PHONOGRPH	21	362		129 513 ORGANIC ACIDS, ETC	7 555	2 762	991
764 TELECOM EQPT, PTS, ACC NES	1 429	22 304	8 125	514 NITROGEN-FUNCTN COMPOUNDS	22 352	9 880	3 464
771 ELECTRIC POWER MACHY NES	1 287	2 417	746	515 ORG-INORG COMPOUNDS ETC	259	206	66
772 SWITCHGEAR ETC & PTS NES	4 618	19 084	6 691	516 OTHER ORGANIC CHEMICALS	1 728	981	337
773 ELECTR DISTRIBUTING MACH	6 547	5 493	1 937	522 INORG ELEMNTS, OXIDES, ETC	45 124	7 643	2 631
774 ELECTRO-MEDCL, XRAY EQUIP	673	8 190	2 805	523 OTHR INORGANIC CHEMICALS	34 162	7 886	2 604
775 HOUSEHOLD TYPE EQUIP NES	2 339	4 228	1 406	524 RADIOACTIVE ETC MATERIAL		89	30
776 TRANSISTORS, VALVES, ETC	89	1 078	394	531 SYNT DYE, NAT INDGO, LAKES	2 896	6 521	2 191
778 ELECTRICAL MACHINERY NES	1 545	6 137	2 106	532 DYES NES, TANNING PRODS	2 227	722	256
781 PASS MOTOR VEH EXC BUSES	6 783	23 425	8 112	533 PIGMENTS, PAINTS, ETC	29 905	14 614	4 986
782 LORRIES, SPCL MTR VEH NES	42 406	21 386	7 377	541 MEDICINAL ETC PRODUCTS	18 955	53 614	18 751
783 ROAD MOTOR VEHICLES NES	2 801	4 470	1 519	551 ESSENTL OIL, PERFUME, ETC	137	617	217
784 MOTOR VEHCL PTS, ACC NES	43 831	34 575	11 644	553 PERFUMERY, COSMETICS, ETC	765	817	271
786 VEH NES NONMOTR, TRAILERS	7 489	4 247	1 422	554 SOAPS, CLEANING ETC PREPS	12 690	5 421	1 857
791 RAILWAY VEHICLES	2 101	483	148	562 FERTILIZERS MANUFACTURED	16 586	1 200	422
793 SHIPS AND BOATS	271	756	270	572 EXPLOSIVES, PYROTECH PROD	1 608	320	98
812 PLUMBING HEATING, LGHTNG EQU	8 260	4 539	1 566	582 PROD OF CONDENSATION ETC	24 568	16 073	5 493
821 FURNITURE	1 814	2 806	945	583 PROD OF POLYMERIZING ETC	143 776	48 363	16 309
831 TRAVEL GOODS, HANDBAGS	346	169	59	584 CELLULOSE DERIVATIVES ETC	1 495	1 156	388
842 MENS OUTERWEAR NOT KNIT	6	94	31	585 PLASTIC MATERIALS NES	289	124	42
843 WOMENS OUTERWEAR NONKNIT	12	456	149	591 PESTICIDES, DISINFECTANTS	910	1 531	589
846 UNDERWEAR KNITTED	14	233	76	592 STARCH, INULIN, GLUTEN, ETC	4 916	3 108	1 094
847 TXTL CLTHNG ACCESSORIES NES	67	252	89	598 MISC CHEMICAL PRODS NES	75 887	30 469	10 192
848 HEADGEAR, NONTXTL CLOTHNG	119	552	209	602 INDUSTRIAL PLANT, CHAP 68	5 457	492	187
851 FOOTWEAR	29	181	52	605 INDUSTRIAL PLANT, CHAP 73	15 032	7 037	2 299
871 OPTICAL INSTRUMENTS	6	443	160	612 LEATHER ETC MANUFACTURES	1 001	3 204	1 055
872 MEDICAL INSTRUMENTS NES	981	6 536	2 331	621 MATERIALS OF RUBBER	5 597	4 753	1 631
873 METERS & COUNTERS NES	51	1 020	393	625 RUBBER TYRES, TUBES	13 243	11 049	3 739
874 MEASURING, CONTROLLNG INSTR	930	13 838	4 670	628 RUBBER ARTICLES NES	1 224	3 365	1 135
881 PHOTO APPAR & EQUIP NES	148	1 771	642	633 CORK MANUFACTURES	585	389	125
882 PHOTO, CINEMA SUPPLIES	4 420	5 139	1 782	634 VENEERS, PLYWOOD, ETC	9 495	2 563	883
884 OPTICAL GOODS NES	20	746	245	635 WOOD MANUFACTURES NES	12 266	3 880	1 331
885 WATCHES AND CLOCKS	31	377	133	641 PAPER AND PAPERBOARD	39 049	10 894	3 910
892 PRINTED MATTER	1 006	1 053	351	642 ARTICLES OF PAPER ETC	25 863	12 334	4 312
893 ARTICLES OF PLASTIC NES	4 006	3 953	1 349	651 TEXTILE YARN AND THREAD	5 548	7 531	2 667
894 TOYS, SPORTING GOODS, ETC	655	1 134	386	652 COTTON FABRICS, WOVEN	364	1 389	479
895 OFFICE SUPPLIES NES	803	1 386	436	653 WOVN MAN-MADE FIB FABRIC	2 575	4 777	1 595
897 GOLD, SILVER WARE, JEWELRY	5	373	121	654 OTH WOVEN TEXTILE FABRIC	122	96	33
898 MUSICAL INSTRUMENTS PTS	14	112	42	655 KNIT ETC FABRICS	23	92	31
899 OTHER MANUFACTURED GOODS	1 010	1 171	403	656 LACE, RIBBONS, TULLE, ETC	624	1 602	511
IRAQ				657 SPECIAL TEXTILE ETC PROD	4 827	6 049	2 068
IMPORTS	4 197 903	366 836	116 757	658 TEXTILE ARTICLES NES	243	1 426	485
057 FRUIT, NUTS, FRESH, DRIED	4 418	2 606	944	659 FLOOR COVERINGS ETC	404	786	243
288 NONFERR METAL SCRAP NES	136	84	33	661 CEMENT ETC BUILDING PROD	523 535	10 482	3 586
289 PREC METAL DRE, WASTE NES		541	191	662 CLAY REFRACTORY BLOC PRD	143 201	19 038	6 530
292 CRUDE VEG MATERIALS NES	422	344	116	663 OTH NONMETAL MINERAL MFS	51 891	9 566	3 210
333 CRUDE PETROLEUM	3 302 736	230 320	71 829	664 GLASS	5 483	4 303	1 494
334 PETROLEUM PRODUCTS, REFIN	780 953	52 874	18 195	665 GLASSWARE	1 190	2 708	946
335 RESIDUAL PETRLM PROD NES	7 646	1 115	380	666 POTTERY	454	1 125	408
562 FERTILIZERS MANUFACTURED	47 849	1 985	700	671 PIG IRON ETC	18 520	4 278	1 658
584 CELLULOSE DERIVATIVES ETC	317	107	35	672 IRON, STL PRIMARY FORMS	1 044 230	114 382	41 779
713 INTRNL COMBUS PISTN ENGN	575	518	204	673 IRON AND STEEL SHAPES	276 988	26 934	9 063
714 ENGINES & MOTORS NES	246	12 465	4 373	674 IRN, STL UNIV. PLATE, SHEET	365 370	46 256	16 016
716 ROTATING ELECTRIC PLANT	636	929	316	675 IRON, STEEL HOOP, STRIP	101 953	18 807	6 312
723 CIVIL ENGINEER EQUIP ETC	500	346	120	676 RAILWAY RAILS ETC IRN, STL	334 176	50 056	17 149
741 HEATING, COOLING EQUIPMNT	825	1 618	497	677 IRN, STL WIRE EXCL W ROD	26 711	4 197	1 392
742 PUMPS FOR LIQUIDS ETC	1	364	127	678 IRON, STL TUBES, PIPES, ETC	200 723	33 137	11 277
743 PUMPS NES, CENTRIFUGES ETC	3	348	120	679 IRN, STL CASTINGS UNWORKE	18 348	2 936	1 012
749 NONELEC MACH PTS, ACC NES	80	410	149	681 SILVER PLATINUM, ETC	163	2 447	843
764 TELECOM EQPT, PTS, ACC NES		834	272	682 COPPER EXC CEMENT COPPER	15 321	9 305	3 010
781 PASS MOTOR VEH EXC BUSES	123	195	63	683 NICKEL	63	260	88
782 LORRIES, SPCL MTR VEH NES	337	207	71	684 ALUMINIUM	7 150	8 262	2 759
792 AIRCRAFT	40	11 464	3 930	685 LEAD	242	327	123
874 MEASURING, CONTROLLNG INSTR	4	768	260	686 ZINC	234	94	36
EXPORTS	5 233 551	2 452 355	842 148	691 STRUCTURES AND PARTS NES	189 062	68 223	24 052
001 LIVE ANIMALS	1 948	2 614	872	692 METAL TANKS, BOXES, ETC	9 872	6 523	2 248
011 MEAT FRESH CHILLD, FROZEN	160 234	56 212	19 092	693 WIRE PRODUCTS NON ELECTR	10 910	3 354	1 205
012 MEAT DRIED, SALTED, SMOKED	119	105	35	694 STL, COPPR NAILS, NUTS, ETC	7 576	7 033	2 378
014 MEAT PREPD, PRSVD, NES ETC	479	430	147	695 TOOLS	2 195	10 197	3 556
022 MILK AND CREAM	47 459	21 309	7 332	696 CUTLERY	601	2 863	1 023
024 CHEESE AND CURD	37 182	21 797	6 084	697 BASE MTL HOUSEHOLD EQUIP	1 470	3 409	1 102
025 EGGS, BIRDS, FRESH, PRSRVD	257	700	240	699 OTHER METAL MANUFACTURES	20 677	19 694	6 658
047 OTHER CEREAL MEALS, FLOUR	2 431	210	68	700 INDUSTRIAL PLANT CHAP 84	11 886	30 709	10 612
048 CEREAL ETC PREPARATIONS	1 057	387	143	703 INDUSTRIAL PLANT, CHAP 85	5 553	25 246	8 383
054 VEG ETC FRSH, SMPLY PRSVD	114	129	45	711 STEAM BOILERS & AUX PLNT	2 128	3 176	1 040
056 VEGETABLES ETC PRSVD, PREPD	421	143	54	712 STEAM ENGINES, TURBINES	283	1 999	697
058 FRUIT PRESERVED, PREPARED	1 186	387	148	713 INTRNL COMBUS PISTN ENGN	16 703	7 443	24 668
061 SUGAR AND HONEY	173 062	12 089	3 797	714 ENGINES & MOTORS NES	194	26 409	9 001
071 COFFEE AND SUBSTITUTES	1 011	2 611	907	716 ROTATING ELECTRIC PLANT	7 831	20 555	7 014
072 COCOA	134	140	44	718 OTH POWER GENERATG MACHY	122	1 246	410
075 SPICES	220	251	91	721 AGRIC MACHY, EXC TRACTORS	38 164	43 308	14 213
081 FEEDING STUFF FOR ANIMLS	3 300	707	266	723 CIVIL ENGINEER EQUIP ETC	46 738	83 203	28 132
098 EDIBLE PRODUCTS PREPS NES	22 244	12 221	4 191	724 TEXTILE, LEATHER MACHNRY	6 385	28 290	9 474
111 NON-ALCOHL BEVERAGES NES	1 281	209	72	725 PAPER ETC MILL MACHINERY	305	2 855	1 019
112 ALCOHOLIC BEVERAGES			73	726 PRINTG, BKBINDG MACHY, PTS	708	4 914	1 711
122 TOBACCO MFRS	3 220	5 238	1 776	727 FOOD MACHRY NON-DOMESTIC	706	3 316	1 096
233 RUBBER, SYNTHETIC, RECLAIMD	2 348	847	287	728 OTH MACHY FOR SPCL INDUS	31 416	87 158	29 776
247 OTH WOOD ROUGH, SQUARED	4 344	247	81	736 MACHINE TOOLS FOR METAL	5 310	29 761	10 578
248 WOOD SHAPED	9 419	1 405	482	737 METALWORKING MACHNRY NES	1 080	6 447	2 190
251 PULP AND WASTE PAPER	3 433	557	193	741 HEATING, COOLING EQUIPMNT	28 154	62 786	21 529
266 SYNTHETIC FIBRE TO SPIN	1 794	736	226	742 PUMPS FOR LIQUIDS ETC	9 106	35 830	12 178
278 OTHER CRUDE MINERALS	20 647	1 129	432	743 PUMPS NES, CENTRIFUGES ETC	27 514	68 515	22 476
291 CRUDE ANIMAL MTRIALS NES	75	281	94	744 MECHANICAL HANDLING EQU	12 481	30 689	10 371
292 CRUDE VEG MATERIALS NES	232	444	165	745 NONELEC MACHY, TOOLS NES	6 124	26 912	9 580
322 COAL, LIGNITE, PEAT	12 184	175	65	749 NONELEC MACH PTS, ACC NES	9 037	36 416	12 270
334 PETROLEUM PRODUCTS REFIN	14 115	4 402	1 513	751 OFFICE MACHINES	257	1 523	522
335 RESIDUAL PETRLM PROD NES	5 523	1 898	644	752 AUTOMTIC DATA PROC EQUIP	94	3 913	1 284
431 PROCESD ANML VEG OIL, ETC	2 673	1 042	349	759 OFFICE & ADP MCH PTS, ACC	119	2 319	800
511 HYDROCARBONS NES, DERIVS	6 301	1 933	651	761 TELEVISION RECEIVERS	26	339	121
512 ALCOHOLS PHENOLS ETC	77 381	13 854	4 885	763 SOUND RECORDS, PHONOGRPH	176	1 692	582
				764 TELECOM EQPT, PTS, ACC NES	1 058	50 128	17 533
				771 ELECTRIC POWER MACHY NES	5 866	9 456	3 161
				772 SWITCHGEAR ETC & PTS NES	10 436	56 359	19 034
				773 ELECTR DISTRIBUTING MACH	41 534	34 638	12 060
				774 ELECTRO-MEDCL, XRAY EQUIP	539	8 008	2 718

7 IMPORTS AND EXPORTS (SPECIAL TRADE) BY COUNTRIES OF PRODUCTION AND CONSUMPTION AND BY GROUPS OF THE SITC-REV. II 1985

GROUP DESCRIPTION	DT * 100 KG	1 000 DM	1 000 \$	GROUP DESCRIPTION	DT * 100 KG	1 000 DM	1 000 \$
775 HOUSEHOLD TYPE EQUIP NES	830	2 111	717	513 ORGANIC ACIDS, ETC	52 804	13 026	4 253
776 TRANSISTORS, VALVES, ETC	13	2 879	1 001	514 NITROGEN-FUNCTN COMPOUNDS	46 682	19 157	6 450
778 ELECTRICAL MACHINERY NES	11 245	26 564	9 086	515 ORG-INORG COMPOUNDS ETC	1 044	2 189	747
781 PASS MOTOR VEH EXC BUSES	5 621	20 031	6 705	516 OTHER ORGANIC CHEMICALS	3 504	2 169	701
782 LORRIES, SPCL MTR VEH NES	33 294	58 513	19 648	522 INORG ELEMNTS, OXIDES, ETC	69 111	10 432	3 493
783 ROAD MOTOR VEHICLES NES	6 635	9 749	3 374	523 OTHR INORGANIC CHEMICALS	358 117	40 461	13 630
784 MOTOR VEHCL PTS, ACC NES	47 644	153 064	52 292	524 RADIOACTIVE ETC MATERIAL	30	670	240
785 MOTOR & OTHER CYCLES ETC	561	594	193	531 SYNT DYE, NAT INDOG LAKES	17 300	40 511	13 280
786 VEH NES NONMOTR, TRAILERS	13 568	14 636	5 006	532 DYES NES, TANNING PRODS	3 333	1 045	351
791 RAILWAY VEHICLES	3 031	3 469	1 203	533 PIGMENTS, PAINTS, ETC	28 084	16 966	5 815
792 AIRCRAFT	14	2 578	861	541 MEDICINAL ETC PRODUCTS	10 033	51 439	17 646
793 SHIPS AND BOATS	1 287	1 265	410	551 ESSENTL OIL, PERFUME, ETC	1 332	3 142	1 049
801 INDUSTRIAL PLANT, CHAP 90	4 390	46 163	16 169	554 SOAPS, CLEANING ETC PREPS	38 026	13 765	4 751
812 PLUMB, HEATING, LGHTNG EQU	2 775	7 930	2 751	562 FERTILIZERS MANUFACTURED	543	196	67
821 FURNITURE	8 564	17 819	6 091	572 EXPLOSIVES, PYROTECH PROD	1	105	32
842 MENS OUTERWEAR NOT KNIT	121	2 415	864	582 PROD OF CONDENSATION ETC	91 642	35 291	12 006
843 WOMENS OUTERWEAR NONKNIT	79	1 142	378	583 PROD OF POLYMERIZING ETC	186 064	53 607	18 033
845 OUTERWEAR KNIT NONELASTC	94	235	71	584 CELLULOSE DERIVATIVES ETC	12 842	11 643	4 238
846 UNDERWEAR KNITTED	148	262	83	585 PLASTIC MATERIALS NES	3 764	1 166	385
848 HEADGEAR, NONTKTL CLOTHNG	229	1 453	520	591 PESTICIDES, DISINFECTANTS	17 685	23 610	8 319
851 FOOTWEAR	38	199	63	592 STARCH, INULIN, GLUTEN ETC	6 550	1 586	534
871 OPTICAL INSTRUMENTS	44	1 738	599	598 MISC CHEMICAL PRODS NES	186 259	55 719	19 056
872 MEDICAL INSTRUMENTS NES	526	7 925	2 726	605 INDUSTRIAL PLANT, CHAP 73	25 226	38 398	14 018
873 METERS & COUNTERS NES	157	927	311	611 LEATHER	111	517	185
874 MEASURING, CONTROLLING INSTR	1 456	30 686	10 710	612 LEATHER ETC MANUFACTURES	24	233	76
881 PHOTO APPAR & EQUIP NEC	223	2 597	897	621 MATERIALS OF RUBBER	2 536	3 197	1 082
882 PHOTO, CINEMA SUPPLIES	4 872	9 671	3 389	625 RUBBER TYRES, TUBES	482	901	295
884 OPTICAL GOODS NES	1	255	89	628 RUBBER ARTICLES NES	4 879	12 767	4 461
885 WATCHES AND CLOCKS	26	407	146	634 VENEERS, PLYWOOD, ETC	2 019	695	221
892 PRINTED MATTER	870	1 599	534	635 WOOD MANUFACTURES NES	525	1 000	361
893 ARTICLES OF PLASTIC NES	11 545	14 856	5 054	641 PAPER AND PAPERBOARD	61 146	23 716	7 846
894 TOYS SPORTING GOODS ETC	106	343	113	642 ARTICLES OF PAPER ETC	4 690	5 051	1 775
895 OFFICE SUPPLIES NES	961	4 884	1 713	651 TEXTILE YARN AND THREAD	22 029	23 294	7 918
896 WORKS OF ART ETC	5	225	69	652 COTTON FABRICS, WOVEN	117	279	105
897 GOLD, SILVER WARE, JEWELRY	15	1 824	638	653 WOVN MAN-MADE FIB FABRIC	16 329	16 236	5 423
898 MUSICAL INSTRUMENTS, PTS	407	1 797	632	654 OTH WOVEN TEXTILE FABRIC	120	194	75
899 OTHER MANUFACTURED GOODS	1 033	1 778	572	656 LACE, RIBBONS, TULLE, ETC	213	620	218
951 WAR FIREARMS, AMMUNITION		172	59	657 SPECIAL TEXTILE ETC PROD	4 565	10 176	3 318
				658 TEXTILE ARTICLES NES	71	466	150
IRAN				659 FLOOR COVERINGS ETC	71	1 497	493
IMPORTS	26 823 179	1 831 679	642 024	661 CEMENT ETC BUILDING PROD	11 055	309	110
034 FISH FRESH, CHILLED FROZN	399	695	245	662 CLAY REFRACTORY BLDG PRD	89 281	12 677	4 332
036 SHELL FISH FRESH FROZEN	319	766	304	663 OTH NONMETAL MINERAL MFS	53 549	25 355	8 486
037 FISH ETC PREPD PRSVD NES	170	6 087	2 136	664 GLASS	786	1 183	391
054 VEG ETC FRSH SMPLY PRSVD	3 092	1 267	424	665 GLASSWARE	23 321	13 258	4 496
057 FRUIT, NUTS, FRESH, DRIED	72 532	40 213	14 171	667 PEARL PREC., SEMI-P STONE		382	119
058 FRUIT PRESERVED, PREPARED	540	472	179	671 PIG IRON ETC	6 408	804	261
263 COTTON	21 653	2 330	730	672 IRON, STL PRIMARY FORMS	355 893	28 628	9 420
267 OTHER MAN-MADE FIBRES	2 624	312	111	673 IRON AND STEEL SHAPES	401 760	65 310	21 315
288 WOOL (EXC TOPS), ANML HAIR	16	375	122	674 IRN, STL UNIV, PLATE, SHEET	2 213 153	242 814	83 274
287 BASE METAL ORES, CONC NES	3 172	197	69	675 IRON, STEEL HOOP, STRIP	245 601	41 824	14 719
288 NONFERR METAL SCRAP NES	4 868	148	59	676 RAILWAY RAILS ETC IRN STL	14 378	2 348	792
291 CRUDE ANIMAL MTRIALS NES	5 458	23 525	8 030	677 IRN, STL WIRE EXCL W ROD	42 011	8 085	2 640
292 CRUDE VEG MATERIALS NES	8 387	9 500	3 227	678 IRON, STL TUBES, PIPES, ETC	178 551	41 305	13 693
333 CRUDE PETROLEUM	26 666 726	1 480 341	520 646	679 IRN, STL CASTINGS UNWORKE	2 024	301	101
334 PETROLEUM PRODUCTS, REFIN	13 685	911	327	681 SILVER, PLATINUM, ETC	123	5 536	1 872
658 TEXTILE ARTICLES NES	1	125	39	682 COPPER EXC CEMENT COPPER	51 769	36 353	12 623
659 FLOOR COVERINGS ETC	11 105	217 977	74 898	683 NICKEL	245	668	219
712 STEAM ENGINES, TURBINES	18	501	199	684 ALUMINIUM	10 929	10 414	3 655
714 ENGINES & MOTORS NES	1 597	29 259	10 323	685 LEAD	994	805	266
716 ROTATING ELECTRIC PLANT	139	406	138	687 TIN	140	465	171
741 HEATING, COOLING EQUIPMNT	4	343	111	691 STRUCTURES AND PARTS NES	9 319	2 873	1 005
742 PUMPS FOR LIQUIDS ETC	21	164	55	692 METAL TANKS, BOXES, ETC	15 414	9 234	3 236
743 PUMPS NES, CENTRIFUGES ETC	140	665	111	693 WIRE PRODUCTS NON ELECTR	12 933	4 617	1 546
749 NONELEC MACH PTS, ACC NES	12	971	336	694 STL, COPPR NAILS, NUTS, ETC	16 271	9 739	3 279
764 TELECOM EQPT, PTS, ACC NES	7	127	41	695 TOOLS	26 459	107 657	36 675
792 AIRCRAFT	332	2 049	701	696 CUTLERY	989	2 917	1 025
874 MEASURING, CONTROLLING INSTR	2	490	157	697 BASE MTL HOUSEHOLD EQUIP	624	852	276
882 PHOTO, CINEMA SUPPLIES	116	460	149	699 OTHER METAL MANUFACTURES	63 190	53 949	18 132
971 GOLD, NON MONETARY NES		545	206	700 INDUSTRIAL PLANT, CHAP 84	11 346	26 913	9 906
EXPORTS	8 624 953	4 841 705	1 646 329	703 INDUSTRIAL PLANT, CHAP 85	17 552	52 516	17 999
001 LIVE ANIMALS	14 815	10 595	3 998	711 STEAM BOILERS & AUX PLNT	15 129	39 374	13 047
011 MEAT FRESH, CHILLD, FROZEN	71 518	19 217	5 971	712 STEAM ENGINES, TURBINES	462	10 620	3 420
022 MILK AND CREAM	322	103	39	713 INTRNL COMBUS PISTN ENGN	91 270	203 587	71 167
024 CHEESE AND CURD	129 720	35 988	12 584	714 ENGINES & MOTORS NES	767	67 393	21 373
025 EGGS BIRDS, FRESH PRSVD	9 122	5 913	2 019	716 ROTATING ELECTRIC PLANT	31 410	78 451	26 277
048 CEREAL ETC PREPARATIONS	23 000	18 203	6 060	718 OTH POWER GENERATG MACHY	1 133	3 700	1 221
054 VEG ETC FRSH, SMPLY PRSVD	5 990	419	136	721 AGRIC MACHY, EXC TRACTORS	76 129	62 303	22 647
058 FRUIT PRESERVED, PREPARED	720	145	44	722 TRACTORS NON-ROAD	36 844	50 616	16 736
061 SUGAR AND HONEY	597 294	26 021	9 502	723 CIVIL ENGINEERNG EQUIP ETC	83 389	84 430	27 998
072 COCOA	802	1 441	449	724 TEXTILE, LEATHER MACHNRY	12 484	69 801	24 172
081 FEEDING STUFF FOR ANIMLS	1 525	342	106	725 PAPER ETC MILL MACHINERY	1 533	9 213	3 119
098 EDIBLE PRODUCTS, PREPS NES	72 839	54 809	19 246	726 PRINTG BKBINDG MACHY PTS	2 939	13 848	4 800
122 TOBACCO MFRS	28 385	38 047	12 957	727 FOOD MACHY NON-DOMESTIC	3 953	13 510	4 579
233 RUBBER SYNTHETIC RECLAIMD	7 991	3 458	1 176	728 OTH MACHY FOR SPCL INDUS	40 894	122 520	40 815
251 PULP AND WASTE PAPER	14 652	2 216	818	736 MACHINE TOOLS FOR METAL	43 495	159 663	54 229
266 SYNTHETIC FIBRE TO SPIN	84 272	39 129	14 016	737 METALWORKING MACHNRY NES	22 664	27 139	9 324
268 WOOL (EXC TOPS), ANML HAIR	50	128	45	741 HEATING, COOLING EQUIPMNT	32 363	63 717	21 642
278 OTHER CRUDE MINERALS	37 406	2 438	835	742 PUMPS FOR LIQUIDS ETC	10 214	42 041	14 257
287 BASE METAL ORES CONC NES	1 551	310	107	743 PUMPS NES, CENTRIFUGES ETC	8 536	33 756	11 362
292 CRUDE VEG MATERIALS NES	1 552	1 585	558	744 MECHANICAL HANDLING EQU	37 688	61 363	21 885
322 COAL, LIGNITE, PEAT	4 582	329	107	745 NONELEC MACHY, TOOLS NES	11 425	58 499	19 695
323 BRIQUETS COKE, SEMI-COKE	6 011	306	118	749 NONELEC MACH PTS ACC NES	30 353	89 399	30 391
334 PETROLEUM PRODUCTS REFIN	158 333	24 528	8 220	751 OFFICE MACHINES	1 215	5 764	2 059
335 RESIDUAL PETRLM PROD NES	165 772	9 204	3 140	752 AUTOMTIC DATA PROC EQUIP	143	5 583	1 933
411 ANIMAL OILS AND FATS	13 801	2 311	742	759 OFFICE & ADP MCH PTS, ACC	66	2 611	966
423 FIXED VEG OILS SOFT	50 228	5 945	2 360	761 TELEVISION RECEIVERS	498	1 770	586
424 FIXED VEG OIL NONSOFT	1 465	537	175	763 SOUND RECORDERS, PHONOGRPH	23	1 108	414
421 PROCESD ANML VEG OIL, ETC	7 808	2 887	1 028	764 TELECOM EQPT, PTS ACC NES	19 018	247 725	84 085
511 HYDROCARBONS NES DERIVS	45 925	6 018	2 056	771 ELECTRIC POWER MACHY NES	19 036	32 486	10 914
512 ALCOHOLS, PHENOLS ETC	113 980	23 601	7 806	772 SWITCHGEAR ETC & PTS NES	23 513	110 170	37 866
				773 ELECTR DISTRIBUTING MACH	79 873	43 177	14 578
				774 ELECTRO-MEDCL XRAY EQUIP	234	5 646	1 948
				775 HOUSEHOLD TYPE EQUIP NES	7 419	9 689	3 446
				776 TRANSISTORS VALVES, ETC	26 736	43 017	13 711

7 IMPORTS AND EXPORTS (SPECIAL TRADE) BY COUNTRIES OF PRODUCTION AND CONSUMPTION AND BY GROUPS OF THE SITC-REV. II 1985

GROUP DESCRIPTION	DT = 100 KG	1 000 DM	1 000 \$	GROUP DESCRIPTION	DT = 100 KG	1 000 DM	1 000 \$
778 ELECTRICAL MACHINERY NES	33 483	70 660	24 129	682 COPPER EXC CEMENT COPPER	370	670	213
781 PASS MOTOR VEH EXC BUSES	26 222	58 101	19 568	664 ALUMINIUM	20 552	11 260	3 893
782 LORRIES, SPCL MTR VEH NES	72 467	93 933	19 145	689 NON-FER BASE METALS NES	409	255	87
783 ROAD MOTOR VEHICLES NES	7 456	8 016	2 595	693 WIRE PRODUCTS NON ELECTR	587	262	104
784 MOTOR VEHCL PTS, ACC NES	485 698	630 353	208 951	694 STL, COPPR NAILS, NUTS, ETC	549	663	236
785 MOTOR & OTHER CYCLES ETC	74	202	64	695 TOOLS	978	15 324	5 204
786 VEH NES NONMOTR, TRAILERS	4 014	4 707	1 528	697 BASE MTL HOUSEHOLD EQUIP	269	347	118
791 RAILWAY VEHICLES	187 793	145 757	46 927	699 OTHER METAL MANUFACTURES	3 799	3 625	1 272
792 AIRCRAFT	83	3 677	1 249	711 STEAM BOILERS & AUX PLNT	12	96	32
793 SHIPS AND BOATS	117 112	52 390	20 624	712 STEAM ENGINES, TURBINES	5	158	48
812 PLUMBING, HEATING, LGHTNG EQU	3 806	5 138	1 712	714 ENGINES & MOTORS NES	4	381	122
821 FURNITURE	1 219	2 806	891	716 ROTATING ELECTRIC PLANT	364	1 628	547
831 TRAVEL GOODS, HANDBAGS	9	123	41	718 OTH POWER GENERATG MACHY	79	120	40
842 MENS OUTERWEAR NOT KNIT	79	1 239	446	724 TEXTILE, LEATHER MACHNRY	252	2 717	984
847 TKTL CLTHNG ACCESSRY NES	44	98	36	726 PRINTG, BKBINDG MACHY, PTS	292	1 309	421
848 HEADGEAR, NONTKTL CLOTHNG	345	1 645	571	727 FOOD MACHRY NON-DOMESTIC	68	195	76
871 OPTICAL INSTRUMENTS	129	10 419	3 226	728 OTH MACHY FOR SPCL INDUS	526	4 251	1 464
872 MEDICAL INSTRUMENTS NES	8 540	47 925	16 432	736 MACHINE TOOLS FOR METAL	916	7 433	2 627
873 METERS & COUNTERS NES	1 897	4 262	1 466	737 METALWORKING MACHNRY NES	99	756	260
874 MEASURING, CONTROLLNG INSTR	5 045	76 105	26 122	741 HEATING, COOLING EQUIPMNT	2 244	4 208	1 415
881 PHOTO APPAR & EQUIPT NES	207	3 663	1 249	742 PUMPS FOR LIQUIDS ETC	311	443	151
882 PHOTO, CINEMA SUPPLIES	25 261	30 265	9 708	743 PUMPS NES, CENTRIFUGES ETC	1 062	2 558	881
884 OPTICAL GOODS NES	120	6 266	2 406	744 MECHANICAL HANDLING EQU	38	241	81
885 WATCHES AND CLOCKS	286	2 223	818	745 NONELEC MACHY, TOOLS NES	472	2 138	724
892 PRINTED MATTER	3 044	10 725	3 593	749 NONELEC MACH PTS ACC NES	1 499	4 380	1 484
893 ARTICLES OF PLASTIC NES	4 044	7 303	2 443	751 OFFICE MACHINES	160	4 410	1 466
894 TOYS SPORTING GOODS, ETC	377	912	292	752 AUTOMATIC DATA PROC EQUIP	855	37 038	12 669
895 OFFICE SUPPLIES NES	1 735	2 988	1 122	759 OFFICE & ADP MCH PTS, ACC	168	16 197	5 546
897 GOLD, SILVER WARE JEWELRY	3	252	87	761 TELEVISION RECEIVERS	128	192	69
898 MUSICAL INSTRUMENTS, PTS	316	1 949	660	764 TELECOM EQPT, PTS, ACC NES	670	42 959	13 913
899 OTHER MANUFACTURED GOODS	1 042	5 624	2 011	771 ELECTRIC POWER MACHY NES	580	7 753	2 648
ISRAEL				772 SWITCHGEAR ETC & PTS NES	248	3 228	1 104
IMPORTS				773 ELECTR DISTRIBUTING MACH	1 545	1 631	553
011 MEAT FRESH CHILLD FROZEN	3 010	4 352	1 462	774 ELECTRO-MEDCL, XRAY EQUIP	195	4 911	1 690
014 MEAT PREPD, PRSRVD, NES ETC	15 828	10 426	3 477	775 HOUSEHOLD TYPE EQUIP NES	515	423	149
025 EGGS BIRDS, FRESH, PRSRVD	17 042	3 227	1 095	776 TRANSISTORS, VALVES, ETC	24	714	244
034 FISH FRESH, CHILLED, FROZN	271	968	315	778 ELECTRICAL MACHINERY NES	788	15 275	5 203
036 SHELL FISH FRESH, FROZEN	57	132	46	784 MOTOR VEHCL PTS, ACC NES	576	847	298
044 MAIZE UNMILLED	260	113	42	786 VEH NES NONMOTR, TRAILERS	8 205	1 888	639
048 CEREAL ETC PREPARATIONS	3 841	1 158	403	792 AIRCRAFT	99	5 150	1 812
054 VEG ETC FRSH, SMPLY PRSRVD	176 272	17 767	5 665	821 FURNITURE	8 297	7 085	2 360
056 VEGTBLES ETC PRSRVD, PREPD	25 752	4 446	1 528	831 TRAVEL GOODS, HANDBAGS	1 587	4 053	1 326
057 FRUIT, NUTS, FRESH DRIED	972 029	133 680	43 197	842 MENS OUTERWEAR NOT KNIT	2 935	14 080	4 799
058 FRUIT PRESERVED, PREPARED	308 330	115 107	38 453	843 WOMENS OUTERWEAR NONKNIT	2 252	19 045	6 313
081 FEEDING STUFF FOR ANIMLS	15 901	2 019	681	844 UNDERWEAR NOT KNIT	64	490	161
098 EDIBLE PRODUCTS, PREPS NES	23 847	6 428	2 209	845 OUTERWEAR KNIT NONELASTC	4 266	32 708	11 026
112 ALCOHOLIC BEVERAGES	1 135	924	172	846 UNDERWEAR KNITTED	9 842	43 921	14 811
222 SEEDS FOR SOFT/FIXED OIL	14 763	5 302	1 838	847 TKTL CLTHNG ACCESSRY NES	1 923	9 112	3 084
263 COTTON	92 408	31 854	11 045	848 HEADGEAR, NONTKTL CLOTHNG	1 382	8 172	2 721
271 FERTILIZERS CRUDE	1 759 987	22 842	7 759	851 FOOTWEAR	872	1 259	434
277 NATURAL ABRASIVES NES	168	168	60	871 OPTICAL INSTRUMENTS	5	235	85
278 OTHER CRUDE MINERALS	253 420	30 008	10 201	872 MEDICAL INSTRUMENTS NES	430	11 898	3 878
282 IRON AND STEEL SCRAP	39 350	1 269	60	874 MEASURING, CONTROLLNG INSTR	1 530	10 845	3 723
288 NONFERR METAL SCRAP NES	55 926	14 160	4 819	881 PHOTO APPAR & EQUIPT NES	65	2 735	887
289 PREC METAL ORE WASTE NES	7	659	219	884 OPTICAL GOODS NES	157	2 768	952
291 CRUDE ANIMAL MTRIALS NES	796	177	61	892 PRINTED MATTER	5 725	3 333	1 129
292 CRUDE VEG MATERIALS NES	82 448	76 992	25 807	893 ARTICLES OF PLASTIC NES	12 270	11 721	4 009
334 PETROLEUM PRODUCTS, REFIN	236 408	17 596	6 195	894 TOYS, SPORTING GOODS, ETC	1 053	3 174	1 105
335 RESIDUAL PETRLM PROD NES	5 913	567	178	895 OFFICE SUPPLIES NES	225	373	128
511 HYDROCARBONS NES, DERIVS	39 056	5 882	1 954	896 WORKS OF ART ETC	18	2 489	869
512 ALCOHOLS, PHENOLS, ETC	2 286	1 284	430	897 GOLD, SILVER WARE JEWELRY	7	8 222	2 820
513 ORGANIC ACIDS, ETC	2 296	1 740	603	898 MUSICAL INSTRUMENTS, PTS	419	1 896	661
514 NITROGEN-FUNCTN COMPOUNDS	6 378	7 950	2 765	899 OTHER MANUFACTURED GOODS	69	498	165
515 ORG-INORG COMPOUNDS ETC	5 459	6 447	2 171	951 WAR FIREARMS, AMMUNITION	52	331	109
516 OTHER ORGANIC CHEMICALS	1 140	1 577	528	961 COIN NONGOLD, NONCURRENT	11	343	125
522 INORG ELEMNTS, OXIDES, ETC	111 180	18 007	6 163	971 GOLD, NON MONETARY NES	11	3 140	1 203
523 OTHR INORGANIC CHEMICALS	52 768	7 071	2 367	972 GOLD COIN	164	164	55
524 RADIOACTIVE ETC MATERIAL	205	205	69	EXPORTS			3 143 270 2 300 971 787 643
533 PIGMENTS, PAINTS, ETC	1 049	636	215	001 LIVE ANIMALS	87	398	153
541 MEDICINAL ETC PRODUCTS	441	4 002	1 377	022 MILK AND CREAM	14 920	3 675	1 257
551 ESSENTL OIL, PERFUME, ETC	1 332	870	292	023 BUTTER	1 000	499	176
553 PERFUMERY, COSMETICS, ETC	575	551	182	034 FISH FRESH, CHILLED, FROZN	11 156	3 401	1 143
572 EXPLOSIVES PYROTECH PROD	1 860	4 599	1 590	037 FISH ETC PREPD PRSRVD NES	1 464	756	276
582 PROD OF CONDENSATION ETC	9 457	3 471	1 206	048 CEREAL ETC PREPARATIONS	2 547	368	125
583 PROD OF POLYMERIZING ETC	124 242	22 627	7 863	054 VEG ETC FRSH, SMPLY PRSRVD	319	141	48
584 CELLULOSE DERIVATIVES ETC	222	111	39	056 VEGTBLES ETC PRSRVD PREPD	1 974	2 013	685
585 PLASTIC MATERIALS NES	740	1 153	395	057 FRUIT, NUTS FRESH, DRIED	1 980	1 627	562
591 PESTICIDES DISINFECTANTS	1 562	1 639	521	058 FRUIT PRESERVED PREPARED	528	375	132
598 MISC CHEMICAL PRODS NES	437	1 272	433	061 SUGAR AND HONEY	257 870	11 640	3 888
613 FUR SKINS TANNED, DRESSED	22	1 134	389	062 SUGAR PREPS NON-COCOA	3 407	1 792	638
621 MATERIALS OF RUBBER	7 180	4 170	1 453	071 COFFEE AND SUBSTITUTES	2 909	2 794	934
625 RUBBER TYRES, TUBES	27 421	15 943	5 462	072 COCOA	3 301	4 772	1 589
628 RUBBER ARTICLES NES	2 717	2 194	729	073 CHOCOLATE AND PRODUCTS	2 508	1 660	600
634 VENEERS, PLYWOOD, ETC	1 921	503	170	074 TEA AND MATE	135	194	70
635 WOOD MANUFACTURES NES	126	302	101	075 SPICES	125	99	34
641 PAPER AND PAPERBOARD	248	143	48	081 FEEDING STUFF FOR ANIMLS	8 900	1 774	598
642 ARTICLES OF PAPER ETC	160	397	133	096 EDIBLE PRODUCTS PREPS NES	966	525	183
651 TEXTILE YARN AND THREAD	8 757	12 859	4 299	112 ALCOHOLIC BEVERAGES	1 240	319	113
652 COTTON FABRICS, WOVEN	636	930	318	122 TOBACCO MFRS	377	877	279
653 WOVN MAN-MADE FIB FABRIC	703	1 836	605	233 RUBBER, SYNTHETIC, RECLAIMD	19 368	6 005	2 058
654 OTH WOVEN TEXTILE FABRIC	148	544	180	247 OTH WOOD ROUGH, SQUARED	18 823	1 349	466
656 LACE, RIBBONS, TULLE ETC	209	301	106	248 WOOD SHAPED	18 953	1 879	655
657 SPECIAL TEXTILE ETC PROD	165	145	52	251 PULP AND WASTE PAPER	1 090	104	36
658 TEXTILE ARTICLES NES	12 035	20 538	7 103	263 COTTON	5 927	1 852	656
659 FLOOR COVERINGS ETC	8 049	12 737	4 411	266 SYNTHETIC FIBRE TO SPIN	27 038	10 305	3 451
662 CLAY, REFRACTORY BLDG PRD	15 206	1 812	613	267 OTHER MAN-MADE FIBRES	6 384	4 278	1 435
663 OTH NONMETAL MINERAL MFS	1 202	9 703	3 369	269 WASTE OF TEXTILE FABRICS	475	124	43
664 GLASS	50	430	140	273 STONE SAND AND GRAVEL	9 355	427	143
665 GLASSWARE	126	425	145	274 SULPHUR ETC	3 565	241	82
666 POTTERY	44	124	43	277 NATURAL ABRASIVES NES	5	1 565	506
667 PEARL PREC. SEMI-P STONE	49 485	17 004	43 278	278 OTHER CRUDE MINERALS	46 916	854	285
678 IRON STL TUBES PIPES ETC	1 196	1 395	476	287 BASE METAL ORES CONC NES	1 769	362	123
				291 CRUDE ANIMAL MTRIALS NES	151	311	106

7 IMPORTS AND EXPORTS (SPECIAL TRADE) BY COUNTRIES OF PRODUCTION AND CONSUMPTION AND BY GROUPS OF THE SITC-REV. II 1985

GROUP DESCRIPTION	DT * 100 KG	1 000 DM	1 000 \$	GROUP DESCRIPTION	DT * 100 KG	1 000 DM	1 000 \$
292 CRUDE VEG MATERIALS NES	1 925	3 107	1 071	751 OFFICE MACHINES	484	2 655	910
322 COAL, LIGNITE, PEAT	15 038	311	108	752 AUTOMATIC DATA PROC EQUIP	1 868	35 677	12 412
334 PETROLEUM PRODUCTS REFIN	14 634	4 395	1 499	759 OFFICE & ADP MCH PTS, ACC	253	11 152	3 885
335 RESIDUAL PETRLM PROD NES	7 452	1 387	465	761 TELEVISION RECEIVERS	4 929	13 117	4 494
423 FIXED VEG OILS, SOFT	419	124	45	762 RADIO BROADCAST RECEIVRS	264	727	247
424 FIXED VEG OIL NONSOFT	2 551	1 178	389	763 SOUND RECORDRS, PHONOGRPH	202	2 537	891
431 PROCESD ANML VEG OIL, ETC	17 169	3 922	1 341	764 TELECOM EQPT, PTS, ACC NES	3 810	47 225	16 360
511 HYDROCARBONS NES, DERIVS	122 011	21 154	7 267	771 ELECTRIC POWER MACHY NES	4 398	6 323	2 193
512 ALCOHOLS, PHENOLS, ETC	152 862	37 950	12 710	772 SWITCHGEAR ETC & PTS NES	10 405	58 514	19 834
513 ORGANIC ACIDS, ETC	103 713	32 517	11 023	773 ELECTR DISTRIBUTING MACH	22 342	14 133	4 791
514 NITROGEN-FUNCTN COMPOUNDS	66 053	43 884	14 862	774 ELECTRO-MEDCL, XRAY EQUIP	429	12 951	4 603
515 ORG-INORG COMPOUNDS ETC	8 839	14 980	5 136	775 HOUSEHOLD TYPE EQUIP NES	27 325	29 332	10 026
516 OTHER ORGANIC CHEMICALS	28 303	9 605	3 206	776 TRANSISTORS, VALVES, ETC	4 569	18 373	6 386
522 INORG ELEMNTS, OXIDES, ETC	63 837	12 494	4 223	778 ELECTRICAL MACHINERY NES	16 737	33 476	11 424
523 OTHER INORGANIC CHEMICALS	89 859	12 820	4 331	781 PASS MOTOR VEH EXC BUSES	107 461	173 680	60 629
524 RADIOACTIVE ETC MATERIAL	24	261	90	782 LORRIES, SPCL MTR VEH NES	39 987	52 354	18 231
531 SYNT DYE, NAT INDGO, LAKES	4 842	13 197	4 484	783 ROAD MOTOR VEHICLES NES	12 858	32 749	11 299
532 DYES NES, TANNING PRODS	2 103	718	239	784 MOTOR VEHCL PTS, ACC NES	36 445	60 507	27 356
533 PIGMENTS, PAINTS, ETC	33 076	19 533	6 653	785 MOTOR & OTHER CYCLES ETC	2 874	2 861	963
541 MEDICINAL ETC PRODUCTS	2 785	27 774	9 486	786 VEH NES NONMOTR, TRAILERS	8 114	7 184	2 545
551 ESSENTL OIL, PERFUME, ETC	850	3 585	1 204	791 RAILWAY VEHICLES	20	263	87
553 PERFUMERY, COSMETICS, ETC	589	1 167	399	792 AIRCRAFT	49	4 179	1 467
554 SOAPS, CLEANING ETC PREPS	40 186	12 380	4 230	793 SHIPS AND BOATS	101	105	34
562 FERTILIZERS MANUFACTURED	29 358	1 950	638	812 PLUMB, HEATING, LGHTNG EQU	1 550	3 225	1 094
572 EXPLOSIVES PYROTECH PROD	238	638	207	821 FURNITURE	8 398	7 931	2 721
582 PROD OF CONDENSATION ETC	51 831	32 446	11 146	831 TRAVEL GOODS, HANDBAGS	249	655	219
583 PROD OF POLYMERIZING ETC	156 837	55 671	19 079	842 MENS OUTERWEAR NOT KNIT	356	2 349	857
584 CELLULOSE DERIVATIVES ETC	6 705	5 077	1 725	843 WOMENS OUTERWEAR NONKNIT	78	903	307
585 PLASTIC MATERIALS NES	1 373	2 127	729	845 OUTERWEAR KNIT NONELASTC	30	271	92
591 PESTICIDES, DISINFECTANTS	4 821	8 469	2 818	846 UNDERWEAR KNITTED	142	1 067	359
592 STARCH, INULIN, GLUTEN, ETC	7 074	3 429	1 152	847 TXLT CLTHNG ACCESSRYS NES	215	1 280	450
598 MISC CHEMICAL PRODS NES	69 556	31 007	10 660	848 HEADGEAR, NONTXLT CLOTHNG	136	629	218
611 LEATHER	519	1 605	534	851 FOOTWEAR	651	2 593	901
612 LEATHER ETC MANUFACTURES	308	1 171	409	871 OPTICAL INSTRUMENTS	183	5 419	1 685
613 FUR SKINS TANNED, DRESSED	48	2 016	670	872 MEDICAL INSTRUMENTS NES	561	14 200	4 779
621 MATERIALS OF RUBBER	14 975	5 288	1 799	873 METERS & COUNTERS NES	180	1 158	390
625 RUBBER TYRES, TUBES	10 744	8 701	2 972	874 MEASURING, CONTROLLNG INSTR	2 531	40 704	13 938
626 RUBBER ARTICLES NES	2 589	5 317	1 851	881 PHOTO APPAR & EQUIPT NES	612	6 225	2 154
633 CORK MANUFACTURES	26	163	60	882 PHOTO, CINEMA SUPPLIES	5 778	12 257	4 156
634 VENEERS, PLYWOOD, ETC	6 512	2 809	947	884 OPTICAL GOODS NES	49	4 328	1 471
635 WOOD MANUFACTURES NES	20 906	4 217	1 482	885 WATCHES AND CLOCKS	549	6 154	2 133
641 PAPER AND PAPERBOARD	81 262	26 523	8 955	892 PRINTED MATTER	5 505	7 819	2 661
642 ARTICLES OF PAPER ETC	27 683	18 233	6 186	893 ARTICLES OF PLASTIC NES	15 448	21 229	7 341
651 TEXTILE YARN AND THREAD	42 937	42 328	14 408	894 TOYS, SPORTING GOODS, ETC	3 944	6 225	2 147
652 COTTON FABRICS, WOVEN	4 142	11 265	3 836	895 OFFICE SUPPLIES NES	1 414	4 873	1 670
653 WOVN MAN-MADE FIB FABRIC	11 434	26 031	8 973	896 WORKS OF ART ETC	8	1 457	496
654 OTH WOVN TEXTILE FABRIC	760	2 181	731	897 GOLD, SILVER WARE, JEWELRY	62	6 041	2 079
655 KNIT ETC FABRICS	3 134	9 174	3 133	898 MUSICAL INSTRUMENTS, PTS	2 209	9 018	3 098
656 LACE, RIBBONS, TULLE, ETC	1 267	4 829	1 608	899 OTHER MANUFACTURED GOODS	2 047	6 127	2 069
657 SPECIAL TEXTILE ETC PROD	6 808	11 937	4 059	951 WAR FIREARMS, AMMUNITION	93	835	304
658 TEXTILE ARTICLES NES	365	1 498	518	961 COIN NONGOLD, NONCURRENT	2 607	3 344	1 151
659 FLOOR COVERINGS ETC	670	733	244	971 GOLD, NON MONETARY NES	7	18 249	6 189
661 CEMENT ETC BUILDING PROD	7 408	482	173				
662 CLAY, REFRACTORY BLDG PRO	10 392	1 701	579	JORDAN			
663 OTH NONMETAL MINERAL MFS	10 737	9 620	3 277	IMPORTS	156 882	50 473	17 163
664 GLASS	33 266	6 514	2 197				
665 GLASSWARE	5 986	5 961	2 071	057 FRUIT, NUTS, FRESH, DRIED	3 515	275	89
666 POTTERY	1 906	1 691	581	071 FERTILIZERS, CRUDE	104 268	1 517	535
667 PEARL, PREC., SEMI-P STONE	2	5 534	1 845	271 FERTILIZERS, CRUDE	46 481	17 804	5 948
671 PIG IRON ETC	9 220	1 667	546	288 NONFERR METAL SCRAP NES	133	16 072	5 308
672 IRON, STL PRIMARY FORMS	112 294	9 845	3 192	714 ENGINES & MOTORS NES	8	498	174
673 IRON AND STEEL SHAPES	80 174	11 931	3 995	716 ROTATING ELECTRIC PLANT	11	785	266
674 IRN, STL UNIV, PLATE, SHEET	273 507	45 296	15 490	717 PUMPS NES, CENTRIFUGES ETC	6	661	230
675 IRON STEEL HOOP, STRIP	45 439	9 837	3 321	749 NONELEC MACH PTS, ACC NES	1	431	146
676 RAILWAY RAILS ETC IRN, STL	765	372	136	764 TELECOM EQPT, PTS, ACC NES	91	471	164
677 IRN STL WIRE EXCL W ROD	28 416	5 354	1 766	781 PASS MOTOR VEH EXC BUSES	91	3 068	1 075
678 IRON, STL TUBES, PIPES ETC	25 441	9 462	3 185	792 AIRCRAFT	4	619	228
679 IRN, STL CASTINGS UNWORKE	6 764	1 101	360	874 MEASURING, CONTROLLNG INSTR	2	558	189
681 SILVER, PLATINUM, ETC	83	3 238	1 115	896 WORKS OF ART ETC	1	2 791	1 055
682 COPPER EXC CEMENT COPPER	59 484	40 961	13 855	971 GOLD, NON MONETARY NES			
683 NICKEL	1 006	1 837	624	EXPORTS	992 048	584 318	200 181
684 ALUMINIUM	26 051	20 712	6 957				
685 LEAD	1 032	198	67	001 LIVE ANIMALS	10 384	3 488	1 205
686 ZINC	457	175	57	011 MEAT FRESH, CHILLO, FROZEN	2 979	1 028	351
689 NON-FER BASE METALS NES	67	290	98	014 MEAT PREPD, PRSVD, NES ETC	381	269	98
691 STRUCTURES AND PARTS NES	8 025	6 730	2 264	022 MILK AND CREAM	15 858	3 187	1 078
692 METAL TANKS, BOXES, ETC	2 474	3 903	1 344	023 BUTTER	1 055	499	172
693 WIRE PRODUCTS NON ELECTR	4 021	2 552	870	024 CHEESE AND CURD	5 474	3 122	1 077
694 STL, COPPR NAILS NUTS ETC	3 114	3 231	1 084	041 WHEAT ETC UNMILLED	71 239	3 729	1 337
695 TOOLS	6 382	22 113	7 566	048 CEREAL ETC PREPARATIONS	1 856	1 552	533
696 CUTLERY	746	4 046	1 386	049 VEG ETC FRSH, SMLY PRSVD	3 910	306	98
697 BASE MTL HOUSEHOLD EQUIP	4 423	6 455	2 193	061 SUGAR AND HONEY	7 105	748	256
699 OTHER METAL MANUFACTURES	23 253	27 084	9 271	062 SUGAR PREPS NON-COCOA	1 150	458	147
711 STEAM BOILERS & AUX PLNT	1 513	3 011	1 002	071 COFFEE AND SUBSTITUTES	113	170	55
712 STEAM ENGINES, TURBINES	927	8 580	3 159	072 COCOA	1 056	504	179
713 INTRNL COMBUS PISTN ENGN	2 778	8 460	2 874	073 CHOCOLATE AND PRODUCTS	910	566	182
714 ENGINES & MOTORS NES	19	2 983	943	075 SPICES	79	103	34
716 ROTATING ELECTRIC PLANT	1 627	5 937	2 001	081 FEEDING STUFF FOR ANIMLS	12 804	1 313	442
718 OTH POWER GENERATG MACHY	124	681	232	086 EDIBLE PRODCTS, PREPS NES	3 935	3 260	1 137
721 AGRIC MACHY, EXC TRACTORS	2 310	6 973	2 388	111 NON-ALCOHL BEVERAGES NES	677	111	38
722 TRACTORS NON-ROAD	9 026	11 009	3 680	112 ALCOHOLIC BEVERAGES	347	101	36
723 CIVIL ENGINEERG EQUIP ETC	3 447	3 711	1 283	233 RUBBER, SYNTHETIC, RECLAIMD	3 262	848	287
724 TEXTILE, LEATHER MACHNRY	15 040	56 337	19 355	247 OTH WOOD ROUGH, SQUARED	11 752	897	317
725 PAPER ETC MILL MACHINERY	2 079	7 234	2 494	248 WOOD SHAPED	2 376	228	74
726 PRINTG BKBINDG MACHY PTS	2 322	10 287	3 529	269 WASTE OF TEXTILE FABRICS	15 279	3 921	1 346
727 FOOD MACHRY NON-DOMESTIC	3 865	11 821	4 195	278 OTHER CRUDE MINERALS	1 965	91	30
728 OTH MACHY FOR SPCL INDUS	22 503	84 000	29 449	322 COAL, LIGNITE, PEAT	3 476	187	65
736 MACHINE TOOLS FOR METAL	14 214	45 061	15 560	323 BRIQUETS COKE, SEMI-COKE	1 687	93	33
737 METALWORKING MACHNRY NES	1 271	9 832	3 348	334 PETROLEUM PRODUCTS, REFIN	13 854	3 494	1 185
741 HEATING, COOLING EQUIPMNT	11 876	37 681	12 866	335 RESIDUAL PETRLM PROD NES	1 007	251	84
742 PUMPS FOR LIQUIDS ETC	2 300	9 746	3 369	423 FIXED VEG OILS, SOFT	4 266	955	334
743 PUMPS NES CENTRIFUGES ETC	9 542	29 096	9 902	424 FIXED VEG OIL NONSOFT	389	149	50
744 MECHANICAL HANDLING EQU	32 555	55 313	18 501	431 PROCESD ANML VEG OIL ETC	2 206	708	241
745 NONELEC MACHY, TOOLS NES	6 465	33 002	11 320	511 HYDROCARBONS NES, DERIVS	2 988	510	172
749 NONELEC MACH PTS, ACC NES	9 929	43 082	14 534				

7 IMPORTS AND EXPORTS (SPECIAL TRADE) BY COUNTRIES OF PRODUCTION AND CONSUMPTION AND BY GROUPS OF THE SITC-REV. II 1985

GROUP DESCRIPTION	DT = 100 KG	1 000 DM	1 000 \$	GROUP DESCRIPTION	DT = 100 KG	1 000 DM	1 000 \$
512 ALCOHOLS, PHENOLS, ETC	4 759	1 115	382	786 VEH NES NONMOTR, TRAILERS	35 587	18 710	6 195
513 ORGANIC ACIDS, ETC	6 331	1 346	469	812 PLUMBING HEATING, LIGHTING EQUI	1 908	2 028	696
514 NITROGEN-FUNCTION COMPOUNDS	4 720	2 439	865	821 FURNITURE	9 181	5 808	2 007
516 OTHER ORGANIC CHEMICALS	390	437	147	831 TRAVEL GOODS, HANDBAGS	16	143	47
522 INORGANIC ELEMENTS, OXIDES, ETC	9 896	1 302	450	842 MEN'S OUTERWEAR NOT KNIT	79	845	295
523 OTHER INORGANIC CHEMICALS	8 504	1 088	368	843 WOMEN'S OUTERWEAR NONKNIT	146	3 054	1 032
531 SYNTH DYE, NAT INDIGO, LAKES	325	621	206	844 UNDERWEAR NOT KNIT	10	184	62
532 DYES NES, TANNING PRODS	1 588	235	81	845 OUTERWEAR KNIT NONELASTIC	44	788	274
533 PIGMENTS, PAINTS, ETC	9 533	2 932	1 030	846 UNDERWEAR KNITTED	54	600	202
541 MEDICINAL ETC PRODUCTS	3 495	15 063	5 299	847 TEXTILE CLOTHING ACCESSORIES NES	44	224	70
551 ESSENT. OIL, PERFUME, ETC	130	326	110	848 HEADGEAR, NONTEXTILE CLOTHING	230	732	262
553 PERFUMERY, COSMETICS, ETC	3 867	4 103	1 420	851 FOOTWEAR	50	331	106
554 SOAPS, CLEANING ETC PREPS	6 170	2 190	737	871 OPTICAL INSTRUMENTS	120	11 091	4 126
562 FERTILIZERS MANUFACTURED	3 796	457	151	872 MEDICAL INSTRUMENTS NES	496	3 012	1 020
582 PROD OF CONDENSATION ETC	11 187	3 211	1 113	873 METERS & COUNTERS NES	203	447	145
583 PROD OF POLYMERIZING ETC	33 952	9 009	3 067	874 MEASURING, CONTROLLING INSTR	360	3 975	1 336
584 CELLULOSE DERIVATIVES ETC	4 300	1 376	457	881 PHOTO APPAR & EQUIP NES	109	1 075	365
591 PESTICIDES, DISINFECTANTS	2 525	1 929	644	882 PHOTO, CINEMA SUPPLIES	966	1 777	619
592 STARCH, INULIN, GLUTEN, ETC	9 446	1 255	440	884 OPTICAL GOODS NES	4	302	102
598 MISC CHEMICAL PRODS NES	8 416	3 232	1 108	885 WATCHES AND CLOCKS	13	157	52
605 INDUSTRIAL PLANT, CHAP 73	1 076	348	115	892 PRINTED MATTER	578	931	320
621 MATERIALS OF RUBBER	1 120	713	241	893 ARTICLES OF PLASTIC NES	2 728	2 573	866
625 RUBBER TYRES, TUBES	16 566	6 661	2 193	894 TOYS, SPORTING GOODS, ETC	250	426	146
628 RUBBER ARTICLES NES	1 861	2 703	928	895 OFFICE SUPPLIES NES	443	1 099	359
634 VENEERS, PLYWOOD, ETC	779	195	67	897 GOLD, SILVER WARE, JEWELRY		1 374	475
635 WOOD MANUFACTURES NES	1 226	1 051	344	898 MUSICAL INSTRUMENTS, PTS	69	365	116
641 PAPER AND PAPERBOARD	13 067	2 300	780	899 OTHER MANUFACTURED GOODS	193	679	232
642 ARTICLES OF PAPER ETC	8 742	3 777	1 266				
651 TEXTILE YARN AND THREAD	855	820	268	SAUDI ARABIA			
652 COTTON FABRICS, WOVEN	301	977	332				
653 WOVEN MAN-MADE FIB FABRIC	367	1 024	338	IMPORTS	32 768 420	2 185 641	751 856
654 OTHER WOVEN TEXTILE FABRIC	28	356	114				
655 KNIT ETC FABRICS	190	263	93	274 SULPHUR ETC	50 693	964	340
656 LACE, RIBBONS, TULLE, ETC	25	102	33	288 NONFERR METAL SCRAP NES	27 354	10 763	3 625
657 SPECIAL TEXTILE ETC PROD	2 729	1 946	671	289 PREC METAL ORE, WASTE NES	65	317	122
658 TEXTILE ARTICLES NES	155	389	133	333 CRUDE PETROLEUM	28 772 816	1 710 994	585 753
659 FLOOR COVERINGS ETC	345	406	135	334 PETROLEUM PRODUCTS, REFIN	1 973 466	142 087	50 472
661 CEMENT ETC BUILDING PROD	4 493	325	112	512 ALCOHOLS, PHENOLS, ETC	601 970	27 615	8 995
662 CLAY, REFRACTORY BLDG PRO	17 746	2 527	865	513 ORGANIC ACIDS, ETC	989	151	46
663 OTHER NONMETAL MINERAL MFS	5 759	2 615	897	515 ORG-INORG COMPOUNDS ETC	7 638	1 625	605
664 GLASS	8 951	1 257	427	583 PROD OF POLYMERIZING ETC	362 860	60 532	21 784
665 GLASSWARE	421	641	220	598 MISC CHEMICAL PRODS NES	1 059	142	54
666 POTTERY	324	721	238	673 IRON AND STEEL SHAPES	15 397	1 221	486
672 IRON, STL PRIMARY FORMS	5 070	345	104	712 STEAM ENGINES, TURBINES	102	5 654	2 024
673 IRON AND STEEL SHAPES	25 080	2 157	708	713 INTERNAL COMBUST PISTON ENGN	100	260	88
674 IRON, STL UNIV, PLATE, SHEET	71 384	10 580	3 626	714 ENGINES & MOTORS NES	525	51 063	17 394
675 IRON, STEEL HOOP, STRIP	2 596	430	136	716 ROTATING ELECTRIC PLANT	787	7 607	2 526
676 RAILWAY RAILS ETC IRON, STL	298	123	39	723 CIVIL ENGINEER EQUIP ETC	104	141	54
677 IRON, STL WIRE EXCL W ROD	4 118	623	218	728 OTHER MACHINERY FOR SPCL INDUS	71	185	59
678 IRON, STL TUBES, PIPES, ETC	156 984	20 000	6 950	741 HEATING, COOLING EQUIPMENT	14	433	141
679 IRON, STL CASTINGS UNWORKED	1 874	934	325	742 PUMPS FOR LIQUIDS ETC	69	1 245	425
681 SILVER, PLATINUM, ETC		133	46	743 PUMPS NES, CENTRIFUGES ETC	34	1 465	522
682 COPPER EXC CEMENT COPPER	704	926	323	749 NONELEC MACH PTS, ACC NES	130	4 489	1 515
684 ALUMINIUM	1 463	1 693	584	752 AUTOMATIC DATA PROC EQUIP	7	261	94
691 STRUCTURES AND PARTS NES	8 072	3 093	1 071	759 OFFICE & ADP MCH PTS, ACC	1	492	174
692 METAL TANKS, BOXES, ETC	4 676	2 508	808	763 SOUND RECORDERS, PHONOGRAPHS	5	279	91
693 WIRE PRODUCTS NON ELECTR	1 853	541	180	764 TELECOM EQUIP, PTS, ACC NES	17	1 557	534
694 STL, COPPER NAILS, NUTS, ETC	2 211	1 285	430	771 ELECTRIC POWER MACHINERY NES	829	541	166
695 TOOLS	1 587	2 998	1 020	772 SWITCHGEAR ETC & PTS NES	6	316	111
696 CUTLERY	353	1 086	380	774 ELECTRO-MEDICAL, XRAY EQUIP	27	322	109
697 BASE METAL HOUSEHOLD EQUIP	2 228	1 839	632	778 ELECTRICAL MACHINERY NES	4	327	115
699 OTHER METAL MANUFACTURES	4 880	3 900	1 318	781 PASS MOTOR VEH EXC BUSES	510	1 101	367
700 INDUSTRIAL PLANT, CHAP 84	365	1 648	534	782 LORRIES, SPECIAL MOTOR VEH NES	1 785	640	233
703 INDUSTRIAL PLANT, CHAP 85	1 339	3 835	1 402	784 MOTOR VEHICLE PTS, ACC NES	307	250	82
711 STEAM BOILERS & AUX PLNT	536	393	132	792 AIRCRAFT	98	12 272	4 148
712 STEAM ENGINES, TURBINES	16	271	87	793 SHIPS AND BOATS	263 042	7 755	2 756
713 INTERNAL COMBUST PISTON ENGN	3 664	7 724	2 711	872 MEDICAL INSTRUMENTS NES	1	98	35
714 ENGINES & MOTORS NES	163	39 526	13 779	874 MEASURING, CONTROLLING INSTR	22	5 836	1 919
716 ROTATING ELECTRIC PLANT	674	2 183	746	884 OPTICAL GOODS NES		94	33
718 OTHER POWER GENERATING MACHINERY	22	107	36	892 PRINTED MATTER	185	215	75
721 AGRIC MACHINERY, EXC TRACTORS	291	394	131	893 ARTICLES OF PLASTIC NES	406	167	61
722 TRACTORS NON-ROAD	1 284	1 630	543	897 GOLD, SILVER WARE, JEWELRY		155	48
723 CIVIL ENGINEER EQUIP ETC	13 249	17 978	6 010				
724 TEXTILE, LEATHER MACHINERY	472	1 294	432	EXPORTS	8 601 537	5 235 449	1 778 241
725 PAPER ETC MILL MACHINERY	435	841	304				
726 PRINTING, BOOKBINDING MACHINERY	905	3 723	1 298	001 LIVE ANIMALS	57 942	26 673	8 951
727 FOOD MACHINERY NON-DOMESTIC	32	214	71	011 MEAT FRESH, CHILLED, FROZEN	36 886	14 802	4 842
728 OTHER MACHINERY FOR SPECIAL INDUSTRIES	8 497	14 846	5 166	014 MEAT PREPARED, PRESERVED NES ETC	1 782	1 575	523
736 MACHINE TOOLS FOR METAL	1 507	4 652	1 544	022 MILK AND CREAM	209 565	79 746	26 753
737 METALWORKING MACHINERY NES	141	267	92	023 BUTTER	2 409	1 264	421
741 HEATING, COOLING EQUIPMENT	2 250	4 584	1 593	024 CHEESE AND CURD	17 546	10 400	3 545
742 PUMPS FOR LIQUIDS ETC	2 848	5 252	1 773	025 EGGS, BIRDS, FRESH PRESERVED	3 523	2 088	714
743 PUMPS NES, CENTRIFUGES ETC	2 952	6 094	2 100	037 FISH ETC PREPARED PRESERVED NES	204	717	249
744 MECHANICAL HANDLING EQUIPMENT	10 817	14 341	5 042	041 WHEAT ETC UNMILLED	53 048	1 574	540
745 NONELEC MACHINERY, TOOLS NES	1 549	6 001	2 065	043 BARLEY UNMILLED	567 242	18 604	6 239
749 NONELEC MACH PTS, ACC NES	8 544	19 230	6 675	046 WHEAT ETC MEAL OR FLOUR	75 764	4 507	1 394
751 OFFICE MACHINES	150	766	267	047 OTHER CEREAL MEALS, FLOUR	4 030	372	125
752 AUTOMATIC DATA PROC EQUIP	25	478	156	048 CEREAL ETC PREPARATIONS	27 240	14 814	5 050
759 OFFICE & ADP MCH PTS, ACC	6	278	93	056 VEGETABLES ETC PRESERVED, PREPARED	1 748	785	262
761 TELEVISION RECEIVERS	978	2 930	961	058 FRUIT PRESERVED, PREPARED	8 693	4 546	1 491
762 RADIO BROADCAST RECEIVERS	65	312	108	061 SUGAR AND HONEY	87 234	10 680	3 672
763 SOUND RECORDERS, PHONOGRAPHS	39	623	207	062 SUGAR PREPARED NON-COCA	6 167	3 231	1 085
764 TELECOM EQUIP, PTS, ACC NES	1 045	8 764	3 024	071 COFFEE AND SUBSTITUTES	1 574	2 712	916
771 ELECTRIC POWER MACHINERY NES	2 326	2 840	886	072 COCOA	175	186	65
772 SWITCHGEAR ETC & PTS NES	2 268	11 710	4 094	073 CHOCOLATE AND PRODUCTS	3 931	3 318	1 125
773 ELECTRIC DISTRIBUTING MACHINERY	21 738	8 792	3 252	074 TEA AND MATE	1 119	2 135	669
774 ELECTRO-MEDICAL, XRAY EQUIP	107	2 155	761	075 SPICES	208	345	120
775 HOUSEHOLD TYPE EQUIP NES	2 580	3 007	1 024	081 FEEDING STUFF FOR ANIMALS	30 283	4 766	1 669
776 TRANSISTORS, VALVES, ETC	8	195	66	091 MARGARINE AND SHORTENING	307	110	35
778 ELECTRICAL MACHINERY NES	10 626	7 930	2 763	098 EDIBLE PRODUCTS, PREPARED NES	31 114	30 880	10 654
781 PASS MOTOR VEH EXC BUSES	34 178	55 674	18 905	111 NON-ALCOHOLIC BEVERAGES NES	12 852	3 375	1 176
782 LORRIES, SPECIAL MOTOR VEH NES	27 695	27 867	9 211	112 ALCOHOLIC BEVERAGES	362	3 107	35
783 ROAD MOTOR VEHICLES NES	8 535	12 429	4 012	122 TOBACCO MFS	243	1 020	343
784 MOTOR VEHICLE PTS, ACC NES	32 947	33 068	11 312	233 RUBBER, SYNTHETIC RECLAIMED	17 054	2 980	1 070
785 MOTOR & OTHER CYCLES ETC	113	359	109	247 OTHER WOOD ROUGH, SQUARED	8 028	833	280

7 IMPORTS AND EXPORTS (SPECIAL TRADE) BY COUNTRIES OF PRODUCTION AND CONSUMPTION AND BY GROUPS OF THE SITC-REV. II 1985

GROUP DESCRIPTION	DT * 100 KG	1 000 DM	1 000 \$	GROUP DESCRIPTION	DT * 100 KG	1 000 DM	1 000 \$
248 WOOD SHAPED	4 952	1 014	359	727 FOOD MACHRY NON-DOMESTIC	2 924	9 886	3 303
269 WASTE OF TEXTILE FABRICS	4 506	342	119	728 OTH MACHY FOR SPCL INDUS	47 436	101 086	35 036
271 FERTILIZERS, CRUDE	99 549	725	247	736 MACHINE TOOLS FOR METAL	10 203	27 447	9 367
273 STONE, SAND AND GRAVEL	21 267	633	213	737 METALWORKING MACHNRY NES	2 773	5 212	1 737
278 OTHER CRUDE MINERALS	69 169	4 086	4 462	741 HEATING, COOLING EQUIPMNT	40 009	71 774	24 514
287 BASE METAL ORES, CONC NES	3 353	291	95	742 PUMPS FOR LIQUIDS ETC	9 721	36 041	12 222
291 CRUDE ANIMAL MTRIALS NES		126	49	743 PUMPS NES, CENTRIFUGES ETC	22 698	50 445	17 216
292 CRUDE VEG MATERIALS NES	94	552	187	744 MECHANICAL HANDLING EQU	52 614	88 653	30 163
322 COAL, LIGNITE, PEAT	179 850	5 463	1 877	745 NONELEC MACHY, TOOLS NES	18 422	50 368	17 129
334 PETROLEUM PRODUCTS, REFIN	11 123	4 081	1 410	749 NONELEC MACH PTS, ACC NES	38 942	107 663	36 810
335 RESIDUAL PETRLM PROD NES	16 540	1 642	573	751 OFFICE MACHINES	1 019	3 788	1 322
424 FIXED VEG OIL NONSOFT	204	90	33	752 AUTOMATIC DATA PROC EQUIP	451	19 817	6 641
431 PROCESD ANML VEG OIL, ETC	32 856	8 279	2 677	755 OFFICE & ADP MCH PTS, ACC	138	4 994	1 716
511 HYDROCARBONS NES, DERIVS	108 327	21 005	6 981	761 TELEVISION RECEIVERS	1 034	4 779	1 618
512 ALCOHOLS, PHENOLS, ETC	4 383	1 080	357	762 RADIO BROADCAST RECEIVRS	353	4 639	1 539
513 ORGANIC ACIDS, ETC	10 446	10 688	3 652	763 SOUND RECORDRS, PHONOGRPH	169	3 020	1 021
514 NITROGEN-FUNCTN COMPOUNDS	18 884	6 697	2 234	764 TELECOM EQPT, PTS, ACC NES	5 551	41 273	14 223
515 ORG-INORG COMPOUNDS ETC	6 620	3 503	1 191	771 ELECTRICAL POWER MACHY NES	51 184	56 074	18 725
516 OTHER ORGANIC CHEMICALS	8 852	4 233	1 463	772 SWITCHGEAR ETC & PTS NES	38 870	124 855	42 084
522 INORG ELEMTS, OXIDES, ETC	27 461	8 703	2 935	773 ELECTR DISTRIBUTING MACH	124 847	101 931	34 256
523 OTHR INORGANIC CHEMICALS	160 079	11 833	3 989	774 ELECTRO-MEDCL, XRAY EQUIP	1 439	40 408	14 084
524 RADIOACTIVE ETC MATERIAL	2	97	34	775 HOUSEHOLD TYPE EQUIP NES	15 867	35 121	11 878
531 SYNT OVE, NAT INDOG, LAKES	502	968	316	776 TRANSISTORS, VALVES, ETC	87	2 337	814
532 DYES NES TANNING PRODS	490	99	35	778 ELECTRICAL MACHINERY NES	46 719	68 872	23 182
533 PIGMENTS, PAINTS, ETC	228 863	33 590	11 371	781 PASS MOTOR VEH EXC BUSES	161 276	564 929	193 005
541 MEDICINAL ETC PRODUCTS	15 930	94 963	32 360	782 LORRIES, SPCL MTR VEH NES	107 813	145 210	51 422
551 ESSENTL OIL, PERFUME ETC	473	1 621	566	783 ROAD MOTOR VEHICLES NES	116 376	174 004	58 520
553 PERFUMERY, COSMETICS, ETC	36 623	40 471	13 713	784 MOTOR VEHCL PTS, ACC NES	94 700	191 066	64 506
554 SOAPS, CLEANING ETC PREPS	47 881	14 694	4 883	785 MOTOR & OTHER CYCLES ETC	368	519	178
562 FERTILIZERS MANUFACTURED	60 889	5 462	2 002	786 VEH NES NONMOTR, TRAILERS	45 880	24 625	8 247
572 EXPLOSIVES, PYROTECH PROC	2 598	2 583	857	791 RAILWAY VEHICLES	546	1 379	500
582 PROD OF CONDENSATION ETC	65 933	26 275	8 918	792 AIRCRAFT	173	25 680	8 441
583 PROD OF POLYMERIZING ETC	193 409	65 989	22 751	793 SHIPS AND BOATS	897	1 693	592
584 CELLULOSE DERIVATIVES ETC	1 100	1 147	393	801 INDUSTRIAL PLANT CHAP 90	832	18 420	6 322
585 PLASTIC MATERIALS NES	215	200	64	802 INDUSTRIAL PLANT CHAP 94	1 172	6 102	2 015
591 PESTICIDES, DISINFECTANTS	7 296	9 902	3 411	812 PLUMBG HEATING LGHTNG EQU	20 876	54 802	18 464
592 STARCH, INULIN, GLUTEN, ETC	37 421	11 571	3 923	821 FURNITURE	224 394	144 141	49 189
598 MISC CHEMICAL PRODS NES	137 660	46 685	15 637	831 TRAVEL GOODS, HANDBAGS	678	4 178	1 426
603 INDUSTRIAL PLANT, CHAP 69	12 900	1 846	593	842 MENS OUTERWEAR NOT KNIT	643	7 069	2 442
604 INDUSTRIAL PLANT, CHAP 70	72	573	174	843 WOMENS OUTERWEAR NONKNIT	657	9 450	3 179
605 INDUSTRIAL PLANT CHAP 73	77 199	28 501	9 482	844 UNDERWEAR NOT KNIT	96	1 092	376
606 INDUSTRIAL PLANT, CHAP 76	48	1 022	37	845 OUTERWEAR KNIT NONELASTC	405	4 544	1 564
611 LEATHER	306	1 021	359	846 UNDERWEAR KNITTED	441	5 669	1 903
612 LEATHER ETC MANUFACTURES	32	210	72	847 TXTL CLTHNG ACCESSRY NES	65	769	260
613 FUR SKINS TANNED, DRESSED	1	95	32	848 HEADGEAR, NONTXL CLOTHNG	431	3 360	1 145
621 MATERIALS OF RUBBER	10 454	5 538	1 946	851 FOOTWEAR	696	2 922	1 315
625 RUBBER TYRES, TUBES	41 807	31 905	10 735	871 OPTICAL INSTRUMENTS	400	8 092	2 694
628 RUBBER ARTICLES NES	4 005	9 918	3 438	872 MEDICAL INSTRUMENTS NES	2 584	48 673	16 159
634 VENEERS, PLYWOOD, ETC	23 894	8 914	3 062	873 METERS & COUNTERS NES	2 406	5 446	1 940
635 WOOD MANUFACTURES NES	45 218	23 895	8 322	874 MEASURING, CONTROLLNG INSTR	4 304	55 428	18 981
641 PAPER AND PAPERBOARD	134 625	31 271	10 483	881 PHOTO APPAR & EQUIPT NES	806	8 814	3 005
642 ARTICLES OF PAPER ETC	110 557	50 002	16 833	882 PHOTO, CINEMA SUPPLIES	13 365	16 142	5 634
651 TEXTILE YARN AND THREAD	2 138	5 640	1 948	884 OPTICAL GOODS NES	165	9 599	3 257
652 COTTON FABRICS, WOVEN	2 600	9 858	3 284	885 WATCHES AND CLOCKS	1 818	14 733	5 041
653 WOVN MAN-MADE FIB FABRIC	3 442	14 666	4 892	892 PRINTED MATTER	6 839	10 206	3 540
654 OTH WOVEN TEXTILE FABRIC	1 687	3 277	1 141	893 ARTICLES OF PLASTIC NES	37 484	43 786	14 822
655 KNIT ETC FABRICS	1 026	2 948	1 008	894 TOYS, SPORTING GOODS, ETC	6 972	10 717	3 707
656 LACE, RIBBONS, TULLE, ETC	119	843	278	895 OFFICE SUPPLIES NES	5 077	15 085	5 126
657 SPECIAL TEXTILE ETC PROD	15 474	14 864	5 168	896 WORKS OF ART ETC	15	252	78
658 TEXTILE ARTICLES NES	2 972	10 707	3 570	897 GOLD, SILVER WARE JEWELRY	76	26 973	9 184
659 FLOOR COVERINGS ETC	9 136	11 008	3 653	898 MUSICAL INSTRUMENTS, PTS	821	6 014	2 034
661 CEMENT ETC BUILDING PROD	24 965	2 736	934	899 OTHER MANUFACTURED GOODS	6 226	11 819	3 997
662 CLAY, REFRACTORY BLDG PRO	272 085	38 600	13 259	941 ZOO ANIMALS, PETS	98	442	148
663 OTH NONMETAL MINERAL MFS	205 256	28 313	9 628	951 WAR FIREARMS, AMMUNITION	537	2 413	833
664 GLASS	191 687	25 275	8 577	971 GOLD NON MONETARY NES	21	57 888	19 137
665 GLASSWARE	155 282	25 349	8 802	972 GOLD COIN	143		46
666 POTTERY	1 599	4 286	1 475				
667 PEARL, PREC., SEMI-P STONE	8	1 379	466	KUWAIT			
671 PIG IRON ETC	3 360	1 676	623				
672 IRON, STL, PRIMARY FORMS	1 266 263	117 943	39 679	IMPORTS	9 850 877	740 721	250 094
673 IRON AND STEEL SHAPES	71 562	8 148	2 787				
674 IRN, STL UNIV PLATE, SHEET	273 659	38 121	12 864	282 IRON AND STEEL SCRAP	1 738	371	119
675 IRON, STEEL HOOP STRIP	41 262	6 999	2 376	288 NONFERR METAL SCRAP NES	29 911	9 890	3 359
676 RAILWAY RAILS ETC IRN, STL	3 724	519	171	291 CRUDE ANIMAL MTRIALS NES	186	388	122
677 IRN, STL WIRE EXCL W ROD	4 093	1 135	374	333 CRUDE PETROLEUM	1 362 873	87 227	27 266
678 IRON, STL TUBES PIPES, ETC	570 342	92 861	30 623	334 PETROLEUM PRODUCTS REFIN	8 436 297	608 690	207 622
679 IRN, STL CASTINGS UNWORKE	3 610	1 586	550	515 ORG-INORG COMPOUNDS ETC	5 038	1 111	358
681 SILVER, PLATINUM, ETC	69	830	282	562 FERTILIZERS MANUFACTURED	5 098	191	74
682 COPPER EXC CEMENT COPPER	16 179	13 907	4 808	667 PEARL PREC., SEMI-P STONE		80	31
683 NICKEL	74	217	79	714 ENGINES & MOTORS NES	27	3 321	1 210
684 ALUMINIUM	31 591	22 513	7 821	716 ROTATING ELECTRIC PLANT	16	1 456	487
685 LEAD	14 465	2 968	1 008	741 HEATING, COOLING EQUIPMNT	33	1 835	591
686 ZINC	7 007	1 777	596	742 PUMPS FOR LIQUIDS ETC	8	783	281
691 STRUCTURES AND PARTS NES	171 330	113 429	38 225	743 PUMPS NES, CENTRIFUGES ETC	51	623	215
692 METAL TANKS BOXES ETC	16 745	15 626	5 329	744 MECHANICAL HANDLING EQU	816	1 011	39
693 WIRE PRODUCTS NON ELECTR	15 325	5 285	1 768	749 NONELEC MACH PTS ACC NES	15	1 435	495
694 STL, COPPR NAILS NUTS, ETC	13 731	12 752	4 292	764 TELECOM EQPT, PTS ACC NES		371	126
695 TOOLS	15 979	37 257	12 617	781 PASS MOTOR VEH EXC BUSES	166	416	137
696 CUTLERY	3 375	18 482	6 350	782 LORRIES, SPCL MTR VEH NES	85	105	37
697 BASE MTL HOUSEHOLD EQUIP	8 628	17 612	6 037	792 AIRCRAFT	15	1 579	530
699 OTHER METAL MANUFACTURES	77 972	76 485	26 184	874 MEASURING, CONTROLLNG INSTR	12	7 484	2 527
700 INDUSTRIAL PLANT, CHAP 84	36 713	77 071	25 591	971 GOLD NON MONETARY NES	1	2 111	759
703 INDUSTRIAL PLANT, CHAP 85	41 957	194 394	67 760				
711 STEAM BOILERS & AUX PLNT	267	523	182	EXPORTS	1 529 476	1 482 874	506 541
712 STEAM ENGINES, TURBINES	176	5 970	1 927				
713 INTRNL COMBUS PISTN ENGN	16 568	69 208	23 372	001 LIVE ANIMALS	29 225	9 774	3 587
714 ENGINES & MOTORS NES	565	80 021	27 204	011 MEAT FRESH CHILLD FROZEN	18 435	7 223	2 429
716 ROTATING ELECTRIC PLANT	27 788	60 146	21 119	014 MEAT PREPD PRSVD NES ETC	1 214	1 079	378
718 OTH POWER GENERATG MACHY	243	1 590	521	022 MILK AND CREAM	103 490	31 886	10 933
721 AGRIC MACHY EXC TRACTORS	22 874	23 759	7 810	024 CHEESE AND CURD	24 492	13 363	4 519
722 TRACTORS NON-ROAD	42 554	53 482	18 192	025 EGGS BIRDS, FRESH PRSRVD	495	113	35
723 CIVIL ENGINEER EQUIP ETC	25 702	38 868	13 123	037 FISH ETC PREPD PRSVD NES	59	275	97
724 TEXTILE LEATHER MACHNRY	3 707	5 275	3 074	048 CEREAL ETC PREPARATIONS	8 451	7 023	2 427
725 PAPER ETC MILL MACHINERY	1 214	4 250	1 431	054 VEG ETC FRSH SMPLY PRSVD	1 129	212	76
726 PRINTG, BXBINDG MACHY PTS	3 006	11 157	3 673	056 VEGTBLES ETC PRSVD, PREPD	217	145	48

7 IMPORTS AND EXPORTS (SPECIAL TRADE) BY COUNTRIES OF PRODUCTION AND CONSUMPTION AND BY GROUPS OF THE SITC-REV. II 1985

GROUP DESCRIPTION	DT * 100 KG	1 000 DM	1 000 \$	GROUP DESCRIPTION	DT * 100 KG	1 000 DM	1 000 \$
058 FRUIT PRESERVED, PREPARED	1 918	826	287	737 METALWORKING MACHNRY NES	215	651	220
061 SUGAR AND HONEY	91 025	4 836	1 693	741 HEATING, COOLING EQUIPMNT	7 410	15 897	5 355
062 SUGAR PREPS NON-COCOA	2 725	1 517	526	742 PUMPS FOR LIQUIDS ETC	3 708	13 634	4 723
071 COFFEE AND SUBSTITUTES	342	657	227	743 PUMPS NES, CENTRIFUGES ETC	11 131	28 941	9 731
073 CHOCOLATE AND PRODUCTS	4 262	3 447	1 217	744 MECHANICAL HANDLING EQU	12 966	23 316	8 232
074 TEA AND MATE	127	251	80	745 NONELEC MACHY, TOOLS NES	5 887	18 597	6 164
081 FEEDING STUFF FOR ANIMLS	14 822	1 612	551	749 NONELEC MACH PTS, ACC NES	10 165	26 350	9 068
098 EDIBLE PRODCTS, PREPS NES	5 271	4 465	1 508	751 OFFICE MACHINES	297	1 267	426
111 NON-ALCOH BEVERAGES NES	831	110	39	752 AUTOMTIC DATA PROC EQUIP	182	3 766	1 316
122 TOBACCO MFRS	39	184	59	759 OFFICE & ADP MCH PTS, ACC	44	1 533	512
246 WOOD SHAPED	964	98	32	761 TELEVISION RECEIVERS	298	1 022	339
273 STONE, SAND AND GRAVEL	7 491	229	83	762 RADIO BROADCAST RECEIVRS	32	798	274
278 OTHER CRUDE MINERALS	2 610	275	95	763 SOUND RECORDRS, PHONOGRPH	18	1 655	650
292 CRUDE VEG MATERIALS NES	38	131	43	764 TELECOM EQPT, PTS, ACC NES	1 108	19 939	6 517
322 COAL, LIGNITE, PEAT	12 444	286	96	771 ELECTRIC POWER MACHY NES	28 869	36 062	13 184
334 PETROLEUM PRODUCTS, REFIN	15 392	4 036	1 411	772 SWITCHGEAR ETC & PTS NES	23 484	98 203	34 836
335 RESIDUAL PETRLM PROD NES	452	137	43	773 ELECTR DISTRIBUTING MACH	46 363	67 883	24 126
423 FIXED VEG OILS, SOFT	5 762	1 245	437	774 ELECTRO-MEDCL, XRAY EQUIP	211	5 090	1 765
424 FIXED VEG OIL NONSOFT	2 309	736	252	775 HOUSEHOLD TYPE EQUIP NES	6 278	13 936	4 716
431 PROCESD ANML VEG OIL, ETC	518	145	47	776 TRANSISTORS, VALVES, ETC	44	1 131	374
511 HYDROCARBONS NES, DERIVS	4 548	1 452	501	778 ELECTRICAL MACHINERY NES	8 854	21 143	7 446
512 ALCOHOLS, PHENOLS ETC	3 887	1 176	380	781 PASS MOTOR VEH EXC BUSES	67 719	210 173	71 119
513 ORGANIC ACIDS, ETC	5 531	2 318	787	782 LORRIES, SPCL MTR VEH NES	16 214	21 175	7 174
514 NITROGEN-FUNCTN COMPOUNDS	11 325	4 583	1 555	783 ROAD MOTOR VEHICLES NES	2 329	3 072	1 127
515 ORG-INORG COMPOUNDS ETC	576	291	101	784 MOTOR VEHCL PTS ACC NES	18 923	48 466	16 471
516 OTHER ORGANIC CHEMICALS	647	506	173	785 MOTOR & OTHER CYCLES ETC	69	208	65
522 INORG ELEMNTS, OXIDES ETC	14 853	2 505	817	785 VEH NES NONMOTR, TRAILERS	18 419	11 348	3 703
523 OTHR INORGANIC CHEMICALS	16 244	2 256	768	792 AIRCRAFT	16	3 477	1 183
524 RADIOACTIVE ETC MATERIAL	1	635	218	793 SHIPS AND BOATS	298	829	281
531 SYNT DYE, NAT INDGO, LAKES	204	452	152	812 PLUMBG HEATNG, LGHTNG EQU	8 016	15 193	5 240
533 PIGMENTS, PAINTS, ETC	16 030	7 885	2 685	821 FURNITURE	43 548	32 873	11 275
541 MEDICINAL ETC PRODUCTS	3 117	16 904	5 798	831 TRAVEL GOODS, HANDBAGS	169	894	317
551 ESSENTIL OIL, PERFUME, ETC	44	144	48	842 MENS OUTERWEAR NOT KNIT	849	7 459	2 549
553 PERFUMERY, COSMETICS, ETC	9 095	10 299	3 453	843 WOMENS OUTERWEAR NONKNIT	1 004	13 833	4 727
554 SOAPS, CLEANING ETC PREPS	15 834	5 225	1 758	844 UNDERWEAR NOT KNIT	159	1 247	415
562 FERTILIZERS MANUFACTURED	3 858	246	82	845 OUTERWEAR KNIT NONELASTC	198	2 902	986
572 EXPLOSIVES, PYROTECH PROD	365	2 073	644	846 UNDERWEAR KNITTED	199	2 687	902
582 PROD OF CONDENSATION ETC	24 226	10 350	3 525	847 TXTL CLTHNG ACCESSRYS NES	39	556	190
583 PROD OF POLYMERIZING ETC	64 533	16 563	5 526	848 HEADGEAR, NONTXTL CLOTHNG	191	665	230
584 CELLULOSE DERIVATIVES ETC	586	486	169	851 FOOTWEAR	767	3 966	1 377
585 PLASTIC MATERIALS, NES	31	185	61	871 OPTICAL INSTRUMENTS	35	1 068	376
591 PESTICIDES, DISINFECTANTS	881	707	246	872 MEDICAL INSTRUMENTS NES	264	5 362	1 832
592 STARCH, INULIN GLUTEN, ETC	3 757	1 804	613	873 METERS & COUNTERS NES	57	154	52
598 MISC CHEMICAL PRODS NES	11 996	6 938	2 355	874 MEASURNG, CONTROLING INSTR	1 332	25 682	8 813
621 MATERIALS OF RUBBER	1 022	1 392	475	881 PHOTO APPAR & EQUIPT NES	218	2 367	835
625 RUBBER TYRES, TUBES	3 230	2 270	758	882 PHOTO, CINEMA SUPPLIES	3 089	4 583	1 621
628 RUBBER ARTICLES NES	674	1 979	675	884 OPTICAL GOODS NES	21	2 346	815
634 VENEERS, PLYWOOD ETC	589	273	93	885 WATCHES AND CLOCKS	300	2 771	967
635 WOOD MANUFACTURES NES	7 635	3 051	1 021	892 PRINTED MATTER	2 731	3 869	1 351
641 PAPER AND PAPERBOARD	25 640	5 760	1 902	893 ARTICLES OF PLASTIC NES	11 547	14 898	5 058
642 ARTICLES OF PAPER ETC	61 429	31 943	11 048	894 TOYS, SPORTING GOODS, ETC	1 804	2 552	869
651 TEXTILE YARN AND THREAD	41	226	78	895 OFFICE SUPPLIES NES	843	2 911	975
652 COTTON FABRICS, WOVEN	788	3 208	1 047	897 GOLD, SILVER WARE, JEWELRY	1	2 557	862
653 WOVN MAN-MADE FIB FABRIC	1 337	5 357	1 828	898 MUSICAL INSTRUMENTS, PTS	343	1 519	515
654 OTH WOVEN TEXTILE FABRIC	26	235	81	899 OTHER MANUFACTURED GOODS	855	2 507	888
655 KNIT ETC FABRICS	261	1 424	486	951 WAR FIREARMS AMMUNITION	55	310	95
656 LACE, RIBBONS, TULLE, ETC	66	242	79	971 GOLD, NON MONETARY NES	25	78 953	26 049
657 SPECIAL TEXTILE ETC PROD	1 435	2 012	674				
658 TEXTILE ARTICLES NES	929	3 262	1 110	BAHRAIN			
659 FLOOR COVERINGS ETC	1 298	1 298	438				
661 CEMENT ETC BUILDING PROD	44 536	2 368	812	IMPORTS	1 587 129	51 697	18 590
662 CLAY, REFRACTORY BLDG PRC	47 187	6 157	2 094				
663 OTH NONMETAL MINERAL MFS	25 908	4 412	1 513	281 IRON ORE, CONCENTRATES	1 268 336	10 374	3 601
664 GLASS	9 245	3 195	1 097	288 NONFERR METAL SCRAP NES	2 473	416	151
665 GLASSWARE	19 534	2 839	981	334 PETROLEUM PRODUCTS REFIN	299 883	20 629	7 875
666 POTTERY	489	1 269	441	684 ALUMINIUM	15 407	5 484	1 856
667 PEARL, PREC-, SEMI-P STONE	1	494	162	714 ENGINES & MOTORS NES	8	866	290
671 PIG IRON ETC	623	93	32	742 PUMPS FOR LIQUIDS ETC	4	127	47
673 IRON AND STEEL SHAPES	1 395	612	204	749 NONELEC MACH PTS, ACC NES	64	108	33
674 IRN, STL UNIV PLATE, SHEET	5 933	1 166	367	752 AUTOMTIC DATA PROC EQUIP	16	433	142
675 IRON, STEEL HOOP, STRIP	2 186	432	150	759 OFFICE & ADP MCH PTS ACC	211	9 629	3 418
676 RAILWY RAILS ETC IRN, STL	833	140	55	764 TELECOM EQPT, PTS ACC NES		242	81
677 IRN, STL WIRE EXCL W ROD	2 718	586	196	781 PASS MOTOR VEH EXC BUSES	27	91	30
678 IRON, STL TUBES, PIPES, ETC	168 130	35 184	11 668				
679 IRN, STL CASTINGS UNWOPKE	819	287	90	EXPORTS	530 881	296 026	100 822
681 SILVER, PLATINUM, ETC	44	467	153				
682 COPPER EXC CEMENT COPPER	39 412	19 829	6 545	001 LIVE ANIMALS	1 367	954	357
684 ALUMINIUM	4 982	5 166	1 771	011 MEAT FRESH CHILDL, FROZEN	2 024	860	293
685 LEAD	1 039	246	84	014 MEAT PREPD, PRSVD, NES ETC	1 106	118	37
686 ZINC	1 120	259	93	022 MILK AND CREAM	7 014	1 314	457
691 STRUCTURES AND PARTS NES	46 754	30 442	10 515	024 CHEESE AND CURD	5 485	3 518	1 212
692 METAL TANKS, BOXES, ETC	4 360	5 415	1 839	048 CEREAL ETC PREPARATIONS	2 740	1 991	689
693 WIRE PRODUCTS NON ELECTR	2 096	733	240	062 SUGAR PREPS NON-COCOA	255	150	51
694 STL, COPPR NAILS, NUTS, ETC	2 418	1 883	635	071 COFFEE AND SUBSTITUTES	188	300	100
695 TOOLS	2 841	6 993	2 351	073 CHOCOLATE AND PRODUCTS	688	534	186
696 CUTLERY	589	4 164	1 383	098 EDIBLE PRODCTS, PREPS NES	540	403	132
697 BASE MTL HOUSEHOLD EQUIP	1 420	2 231	758	112 ALCOHOLIC BEVERAGES	3 025	706	239
699 OTHER METAL MANUFACTURES	10 179	11 114	3 743	278 OTHER CRUDE MINERALS	15 329	215	67
700 INDUSTRIAL PLANT, CHAP 84	517	11 531	3 503	334 PETROLEUM PRODUCTS, REFIN	1 310	270	88
703 INDUSTRIAL PLANT, CHAP 85	3 309	30 042	9 687	335 RESIDUAL PETRLM PROD NES	201 945	15 139	5 251
711 STEAM BOILERS & AUX PLNT	3 391	5 981	2 031	424 FIXED VEG OIL NONSOFT	394	190	62
712 STEAM ENGINES, TURBINES	891	4 535	1 614	511 HYDROCARBONS NES, DERIVS	2 165	634	220
713 INTRNL COMBUS PISTN ENGN	987	5 294	1 758	513 ORGANIC ACIDS ETC	336	277	94
714 ENGINES & MOTORS NES	43	6 397	2 256	514 NITROGEN-FUNCTN COMPOUNDS	1 072	549	194
716 ROTATING ELECTRIC PLANT	1 672	5 915	1 959	522 INORG ELEMNTS, OXIDES, ETC	3 786	347	116
718 OTH POWER GENERATG MACHY	182	365	124	523 OTHR INORGANIC CHEMICALS	15 250	2 122	712
721 AGRIC MACHY EXC TRACTORS	949	2 877	1 027	533 PIGMENTS PAINTS, ETC	1 366	998	325
722 TRACTORS NON-ROAD	371	434	141	541 MEDICINAL ETC PRODUCTS	978	3 407	1 148
723 CIVIL ENGINEERG EQUIP ETC	4 276	6 354	2 207	553 PERFUMERY, COSMETICS, ETC	1 781	2 284	786
724 TEXTILE, LEATHER MACHNRY	130	659	223	554 SOAPS, CLEANING ETC PREPS	1 564	720	242
725 PAPER ETC MILL MACHINERY	571	2 695	902	582 PROD OF CONDENSATION ETC	3 580	1 330	460
726 PRINTG, BKBINDG MACHY, PTS	1 951	12 208	4 102	583 PROD OF POLYMERIZING ETC	5 442	2 546	866
727 FOOD MACHNRY NON-DOMESTIC	587	1 939	634	592 STARCH, INULIN, GLUTEN, ETC	1 544	367	124
728 OTH MACHY FOR SPCL INDUS	9 249	24 938	8 717	598 MISC CHEMICAL PRODS NES	14 664	4 156	1 462
736 MACHINE TOOLS FOR METAL	704	2 033	689	621 MATERIALS OF RUBBER	226	295	104

7 IMPORTS AND EXPORTS (SPECIAL TRADE) BY COUNTRIES OF PRODUCTION AND CONSUMPTION AND BY GROUPS OF THE SITC-REV. 11 1985

GROUP DESCRIPTION	DT * 100 KG	1 000 DM	1 000 \$	GROUP DESCRIPTION	DT * 100 KG	1 000 DM	1 000 \$
625 RUBBER TYRES, TUBES	723	735	257	QATAR			
628 RUBBER ARTICLES NES	81	306	101				
634 VENEERS, PLYWOOD, ETC	870	347	129	IMPORTS	2 676	5 420	1 754
635 WOOD MANUFACTURES NES	747	505	208				
641 PAPER AND PAPERBOARD	2 982	1 119	374	583 PROD OF POLYMERIZING ETC	2 326	269	87
642 ARTICLES OF PAPER ETC	12 822	6 269	2 109	712 STEAM ENGINES, TURBINES	3	201	69
651 TEXTILE YARN AND THREAD	42	244	80	743 PUMPS NES, CENTRIFUGES ETC	8	112	41
652 COTTON FABRICS, WOVEN	80	429	141	749 NONELEC MACH PTS, ACC NES	17	554	194
653 WOVN MAN-MADE FIB FABRIC	362	1 328	439	764 TELECOM EQPT, PTS, ACC NES		142	54
655 KNIT ETC FABRICS	30	128	45	781 PASS MOTOR VEH EXC BUSES	106	156	54
657 SPECIAL TEXTILE ETC PROD	717	1 151	385	885 WATCHES AND CLOCKS		246	78
658 TEXTILE ARTICLES NES	422	1 207	421				
659 FLOOR COVERINGS ETC	447	757	269	EXPORTS	251 081	299 995	104 057
661 CEMENT ETC BUILDING PROD	27 373	660	215				
662 CLAY, REFRACTORY BLDG PRD	9 423	1 545	535	001 LIVE ANIMALS	2 699	1 707	613
663 OTH NONMETAL MINERAL MFS	11 398	1 318	447	011 MEAT FRESH, CHILLD, FROZEN	952	622	202
664 GLASS	4 735	808	282	022 MILK AND CREAM	2 662	521	179
665 GLASSWARE	9 187	1 689	650	024 CHEESE AND CURD	5 902	3 555	1 217
666 POTTERY	111	207	74	048 CEREAL ETC PREPARATIONS	1 258	966	323
667 PEARL, PREC-, SEMI-P STONE		110	37	058 FRUIT PRESERVED, PREPARED	314	112	38
673 IRON AND STEEL SHAPES	5 140	642	228	061 SUGAR AND HONEY	6 217	424	140
674 IRN, STL UNIV, PLATE, SHEET	976	166	57	062 SUGAR PREPS NON-COCOA	196	141	48
675 IRON, STEEL HOOP, STRIP	5 036	1 166	395	073 CHOCOLATE AND PRODUCTS	228	282	95
678 IRON, STL TUBES, PIPES, ETC	16 621	2 578	526	098 EDIBLE PRODS, PREPS NES	609	765	283
679 IRN, STL CASTINGS UNWOKR	542	88	30	322 COAL, LIGNITE PEAT	1 605	86	31
682 COPPER EXC CEMENT COPPER	309	544	176	511 HYDROCARBONS NES, DERIVS	929	277	94
684 ALUMINIUM	803	1 447	477	513 ORGANIC ACIDS, ETC	743	1 083	374
691 STRUCTURES AND PARTS NES	31 335	19 766	6 442	514 NITROGEN-FUNCTN COMPOUNDS	881	367	126
692 METAL TANKS, BOXES, ETC	303	267	92	516 OTHER ORGANIC CHEMICALS	12 392	2 086	730
694 STL COPPR NAILS, NUTS, ETC	1 935	1 521	520	522 INORG ELEMNTS, OXIDES, ETC	866	106	33
695 TOOLS	889	1 917	636	523 OTHR INORGANIC CHEMICALS	5 985	583	196
696 CUTLERY	97	775	270	524 RADIOACTIVE ETC MATERIAL		124	42
697 BASE MTL HOUSEHOLD EQUIP	172	601	199	533 PIGMENTS, PAINTS, ETC	847	475	167
699 OTHER METAL MANUFACTURES	2 253	2 765	926	541 MEDICINAL ETC PRODUCTS	530	3 944	1 360
712 STEAM ENGINES, TURBINES	7	488	173	553 PERFUMERY, COSMETICS, ETC	1 357	1 528	520
713 INTRNL COMBUS PISTN ENGN	53	454	155	554 SOAPS, CLEANING ETC PREPS	985	456	156
714 ENGINES & MOTORS NES	92	1 488	547	562 PRCD OF CONDENSATION ETC	3 174	1 303	449
716 ROTATING ELECTRIC PLANT	159	793	254	563 PROD OF POLYMERIZING ETC	3 773	1 781	614
721 AGRIC MACHY, EXC TRACTORS	71	97	34	591 PESTICIDES, DISINFECTANTS	145	234	81
722 TRACTORS, NON-ROAD	200	240	86	592 STARCH, INULIN, GLUTEN, ETC	1 159	461	157
723 CIVIL ENGINEERG EQUIP ETC	1 536	2 690	883	598 MISC CHEMICAL PRODS NES	1 147	777	263
724 TEXTILE, LEATHER MACHNRY	55	217	77	625 RUBBER TYRES, TUBES	738	697	229
725 PAPER ETC MILL MACHINERY	45	115	37	628 RUBBER ARTICLES NES	77	228	80
726 PRINTG, BKBINDG MACHY, PTS	293	1 881	710	635 WOOD MANUFACTURES NES	156	151	54
727 FOOD MACHRY NON-DOMESTIC	27	93	32	641 PAPER AND PAPERBOARD	1 393	686	229
728 OTH MACHY FOR SPCL INDUS	4 557	6 974	2 391	642 ARTICLES OF PAPER ETC	12 882	6 444	2 199
736 MACHINE TOOLS FOR METAL	4 368	8 106	2 616	651 TEXTILE YARN AND THREAD	33	120	40
737 METALWORKING MACHNRY NES	28	111	38	652 COTTON FABRICS, WOVEN	49	288	88
741 HEATING, COOLING EQUIPMNT	858	2 925	946	653 WOVN MAN-MADE FIB FABRIC	109	480	157
742 PUMPS FOR LIQUIDS ETC	878	2 354	779	655 KNIT ETC FABRICS	62	204	69
743 PUMPS NES CENTRIFUGES ETC	793	3 599	1 275	656 LACE, RIBBONS, TULLE, ETC	14	171	53
744 MECHANICAL HANDLING EQU	2 103	4 300	1 540	657 SPECIAL TEXTILE ETC PROD	129	245	78
745 NONELEC MACHY TOOLS NES	399	2 714	963	658 TEXTILE ARTICLES NES	1 742	2 233	746
749 NONELEC MACH PTS, ACC NES	1 590	4 232	1 422	659 FLOOR COVERINGS ETC	132	531	184
751 OFFICE MACHINES	104	467	152	661 CEMENT ETC BUILDING PROD	20 101	576	198
752 AUTOMTIC DATA PROC EQUIP	170	3 824	1 418	662 CLAY, REFRACTORY BLDG PRD	22 840	2 661	905
759 OFFICE & ADP MCH PTS, ACC	13	722	253	663 OTH NONMETAL MINERAL MFS	4 295	1 131	365
761 TELEVISION RECEIVERS	29	123	42	664 GLASS	1 861	563	191
762 RADIO BROADCAST RECEIVRS	9	100	34	665 GLASSWARE	7 997	1 274	434
763 SOUND RECORDS, PHONOGRPH	4	111	37	666 POTTERY	102	203	69
764 TELECOM EQPT, PTS, ACC NES	104	2 585	918	671 PIG IRON ETC	250	731	237
771 ELECTRIC POWER MACHY NES	166	237	87	673 IRON AND STEEL SHAPES	526	122	38
772 SWITCHGEAR ETC & PTS NES	888	3 040	1 018	678 IRON, STL TUBES, PIPES, ETC	28 227	4 645	1 610
773 ELECTR DISTRIBUTING MACH	489	577	203	682 COPPER EXC CEMENT COPPER	126	167	56
774 ELECTRO-MEDCL, XRAY EQUIP	10	469	161	684 ALUMINIUM	189	353	118
775 HOUSEHOLD TYPE EQUIP NES	1 015	1 929	653	691 STRUCTURES AND PARTS NES	2 974	2 999	975
778 ELECTRICAL MACHINERY NES	7 523	3 863	1 346	692 METAL TANKS, BOXES, ETC	1 088	592	200
781 PASS MOTOR VEH EXC BUSES	19 894	64 492	21 795	694 STL, COPPR NAILS, NUTS, ETC	110	156	54
782 LORRIES, SPCL MTR VEH NES	1 862	1 879	593	695 TOOLS	610	1 475	491
783 ROAD MOTOR VEHICLES NES	486	593	200	696 CUTLERY	111	647	214
784 MOTOR VEHCL PTS, ACC NES	1 800	6 580	2 669	697 BASE MTL HOUSEHOLD EQUIP	461	1 151	386
786 VEH NES NONMOTR, TRAILERS	1 225	675	243	699 OTHER METAL MANUFACTURES	715	887	289
789 AIRCRAFT	4	531	171	712 STEAM ENGINES, TURBINES	49	3 852	1 456
793 SHIPS AND BOATS	2 700	280	106	713 INTRNL COMBUS PISTN ENGN	163	1 238	420
812 PLUMBG HEATNG, LGHTNG EQU	1 226	3 720	1 263	714 ENGINES & MOTORS NES	114	1 688	544
821 FURNITURE	14 508	8 439	2 940	716 ROTATING ELECTRIC PLANT	90	368	125
831 TRAVEL GOODS, HANDBAGS	46	380	132	721 AGRIC MACHY, EXC TRACTORS	14 568	21 293	7 694
842 MENS OUTERWEAR NOT KNIT	4	154	48	723 CIVIL ENGINEERG EQUIP ETC	3 110	3 917	1 336
843 WOMENS OUTERWEAR NONKNIT	15	734	233	724 TEXTILE, LEATHER MACHNRY	61	277	90
845 OUTERWEAR KNIT NONELASTC	17	433	146	726 PRINTG, BKBINDG MACHY, PTS	32	122	43
846 UNDERWEAR KNITTED	24	377	129	727 FOOD MACHRY NON-DOMESTIC	108	367	123
847 TXTL CLTHNG ACCESSRYS NES	2	160	58	728 OTH MACHY FOR SPCL INDUS	1 989	4 506	1 564
848 HEADGEAR, NONTXTL CLOTHNG	40	230	73	736 MACHINE TOOLS FOR METAL	104	184	54
851 FOOTWEAR	51	409	135	737 METALWORKING MACHNRY NES	162	137	46
871 OPTICAL INSTRUMENTS	19	463	155	741 HEATING, COOLING EQUIPMNT	1 329	2 518	911
872 MEDICAL INSTRUMENTS NES	95	491	171	742 PUMPS FOR LIQUIDS ETC	268	2 288	828
874 MEASURNG, CONTROLNG INSTR	259	4 520	1 530	743 PUMPS NES, CENTRIFUGES ETC	187	2 163	781
881 PHOTO APPAR & EQUIPT NES	87	933	315	744 MECHANICAL HANDLING EQU	292	2 000	725
882 PHOTO, CINEMA SUPPLIES &	857	1 280	451	745 NONELEC MACHY, TOOLS NES	494	1 208	416
884 OPTICAL GOODS NES	1	373	126	749 NONELEC MACH PTS, ACC NES	764	2 061	693
885 WATCHES AND CLOCKS	36	1 150	1 088	751 OFFICE MACHINES	128	600	194
892 PRINTED MATTER	259	451	165	752 AUTOMTIC DATA PROC EQUIP	31	435	140
893 ARTICLES OF PLASTIC NES	2 665	2 909	1 004	759 OFFICE & ADP MCH PTS, ACC	15	300	93
894 TOYS, SPORTING GOODS, ETC	257	658	226	761 TELEVISION RECEIVERS	178	645	215
895 OFFICE SUPPLIES NES	193	822	280	762 RADIO BROADCAST RECEIVRS	10	125	42
897 GOLD, SILVER WARE, JEWELRY	15	3 437	1 176	764 TELECOM EQPT, PTS, ACC NES	225	2 443	825
898 MUSICAL INSTRUMENTS, PTS	45	380	130	771 ELECTRIC POWER MACHY NES	598	591	201
899 OTHER MANUFACTURED GOODS	330	652	215	772 SWITCHGEAR ETC & PTS NES	302	1 068	357
971 GOLD, NON MONETARY NES	6	17 109	5 799	773 ELECTR DISTRIBUTING MACH	104	170	55
				774 ELECTRO-MEDCL XRAY EQUIP	74	1 584	550
				775 HOUSEHOLD TYPE EQUIP NES	676	1 854	636
				776 TRANSISTORS, VALVES, ETC	8	218	83
				778 ELECTRICAL MACHINERY NES	1 941	3 872	1 213
				781 PASS MOTOR VEH EXC BUSES	29 511	107 862	37 597
				782 LORRIES, SPCL MTR VEH NES	5 721	7 694	2 766

7 IMPORTS AND EXPORTS (SPECIAL TRADE) BY COUNTRIES OF PRODUCTION AND CONSUMPTION AND BY GROUPS OF THE SITC-REV. II 1985

GROUP DESCRIPTION	DT * 100 KG	1 000 DM	1 000 \$	GROUP DESCRIPTION	DT * 100 KG	1 000 DM	1 000 \$
783 ROAD MOTOR VEHICLES NES	354	864	287	553 PERFUMERY, COSMETICS, ETC.	8 059	9 011	3 063
784 MOTOR VEHCL PTS, ACC NES	2 589	9 367	3 217	554 SOAPS, CLEANING ETC PREPS	12 367	5 265	1 762
785 MOTOR & OTHER CYCLES ETC	102	452	145	562 FERTILIZERS MANUFACTURED	18 019	1 136	357
786 VEH NES NONMOTR, TRAILERS	1 237	975	325	572 EXPLOSIVES, PYROTECH PROD	270	837	288
812 PLUMBING, HEATING, LIGHTNG EQU	940	4 041	1 404	582 PROD OF CONDENSATION ETC	31 550	12 566	4 252
821 FURNITURE	7 093	5 990	2 060	583 PROD OF POLYMERIZING ETC	88 132	16 554	6 259
831 TRAVEL GOODS, HANDBAGS	81	481	162	584 CELLULOSE DERIVATIVES ETC	1 073	835	306
842 MENS OUTERWEAR NOT KNIT	34	467	147	591 PESTICIDES, DISINFECTANTS	1 576	2 236	751
843 WOMENS OUTERWEAR NONKNIT	53	1 306	446	592 STARCH, INULIN, GLUTEN, ETC	8 443	2 249	767
845 OUTERWEAR KNIT NONELASTC	44	755	254	598 MISC CHEMICAL PRODS NES	35 022	7 675	2 573
846 UNDERWEAR KNITTED	76	1 106	382	611 LEATHER	57	263	89
848 HEADGEAR, NONTXLT CLOTHNG	35	233	81	612 LEATHER ETC MANUFACTURES	109	237	79
851 FOOTWEAR	149	1 190	418	621 MATERIALS OF RUBBER	1 480	1 484	521
871 OPTICAL INSTRUMENTS	7	216	71	625 RUBBER TYRES, TUBES	5 774	4 110	1 410
872 MEDICAL INSTRUMENTS NES	133	971	349	628 RUBBER ARTICLES NES	654	2 344	814
874 MEASURING, CONTROLLNG INSTR	164	3 756	1 320	634 VENEERS, PLYWOOD, ETC	526	375	130
881 PHOTO APPAR & EQUIP NES	28	479	164	635 WOOD MANUFACTURES NES	4 671	2 407	824
882 PHOTO CINEMA SUPPLIES	530	949	326	641 PAPER AND PAPERBOARD	26 751	4 660	1 609
884 OPTICAL GOODS NES	1	340	115	642 ARTICLES OF PAPER ETC	49 380	26 340	8 897
885 WATCHES AND CLOCKS	73	8 760	2 953	651 TEXTILE YARN AND THREAD	109	575	192
892 PRINTED MATTER	223	365	126	652 COTTON FABRICS, WOVEN	533	2 599	865
893 ARTICLES OF PLASTIC NES	2 645	2 254	779	653 WOVN MAN-MADE FIB FABRIC	1 086	5 313	1 788
894 TOYS, SPORTING GOODS, ETC	203	363	121	654 OTH WOVEN TEXTILE FABRIC	50	347	119
895 OFFICE SUPPLIES NES	250	829	275	655 KNIT ETC FABRICS	529	1 763	607
897 GOLD, SILVER WARE, JEWELRY	6	11 170	3 946	656 LACE, RIBBONS, TULLE, ETC	93	476	157
898 MUSICAL INSTRUMENTS, PTS	71	360	109	657 SPECIAL TEXTILE ETC PROD	1 986	2 018	669
899 OTHER MANUFACTURED GOODS	118	458	155	658 TEXTILE ARTICLES NES	348	1 651	573
951 WAR FIREARMS, AMMUNITION	216	526	160	659 FLOOR COVERINGS ETC	651	917	319
971 GOLD, NON MONETARY NES		110	41	661 CEMENT ETC BUILDING PROD	205 799	4 231	1 459
				662 CLAY, REFRACTORY BLDG PRD	110 945	11 651	3 957
ARAB EMIRAT				663 OTH NONMETAL MINERAL MFS	16 282	4 183	1 427
IMPORTS	2 969 058	235 046	77 075	664 GLASS	6 687	1 820	622
288 NONFERR METAL SCRAP NES	19 519	5 713	1 997	665 GLASSWARE	79 557	9 691	3 306
289 PREC METAL ORE, WASTE NES	*	*	*	666 POTTERY	560	1 156	405
291 CRUDE ANIMAL MTRIALS NES	87	523	176	667 PEARL, PREC-, SEMI-P STONE		569	198
292 CRUDE VEG MATERIALS NES	132	180	62	673 IRON AND STEEL SHAPES	65 491	6 363	2 158
333 CRUDE PETROLEUM	2 621 188	176 500	56 863	674 IRN, STL UNIV, PLATE, SHEET	150 508	16 180	5 536
334 PETROLEUM PRODUCTS, REFIN	289 710	18 993	6 687	675 IRON, STEEL HOOP, STRIP	3 715	719	244
661 SILVER, PLATINUM, ETC	3	159	61	677 IRN, STL WIRE EXCL W ROD	7 148	1 168	390
713 INTRNL COMBUS PISTN ENGN	140	262	89	678 IRON, STL TUBES, PIPES, ETC	228 871	41 444	14 874
714 ENGINES & MOTORS NES	237	2 520	830	679 IRN, STL CASTINGS UNWORKE	517	103	37
716 ROTATING ELECTRIC PLANT	891	319	108	681 SILVER, PLATINUM, ETC	20	767	275
723 CIVIL ENGINEERG EQUIP ETC	54	123	41	682 COPPER EXC CEMENT COPPER	6 995	4 016	1 312
743 PUMPS NES, CENTRIFUGES ETC	11	134	41	684 ALUMINIUM	3 694	3 304	1 124
749 NONELEC MACH PTS, ACC NES	19	86	31	686 ZINC	1 734	602	211
752 AUTOMTIC DATA PROC EQUIP	27	190	63	691 STRUCTURES AND PARTS NES	54 590	28 713	5 990
764 TELECOM EQPT, PTS, ACC NES		838	31	692 METAL TANKS, BOXES, ETC	7 336	3 927	1 376
771 ELECTRIC POWER MACHY NES	8	256	63	693 WIRE PRODUCTS NON ELECTR	7 064	1 772	599
778 ELECTRICAL MACHINERY NES	19	193	288	694 STL COPPR NAILS, NUTS, ETC	1 412	1 108	376
781 PASS MOTOR VEH EXC BUSES	99	422	81	695 TOOLS	3 744	12 375	4 184
792 AIRCRAFT	40	1 381	68	696 CUTLERY	2 392	8 090	2 782
793 SHIPS AND BOATS	29 444	538	143	697 BASE MTL HOUSEHOLD EQUIP	5 745	5 528	1 884
874 MEASURING, CONTROLLNG INSTR	9	924	468	699 OTHER METAL MANUFACTURES	8 900	10 766	3 648
894 TOYS, SPORTING GOODS, ETC	120	279	163	700 INDUSTRIAL PLANT, CHAP 84	3 352	6 800	2 680
897 GOLD, SILVER WARE, JEWELRY		377	311	703 INDUSTRIAL PLANT, CHAP 85	65 775	6 777	2 244
971 GOLD, NON MONETARY NES		*	89	711 STEAM BOILERS & AUX PLNT	17 696	31 567	10 637
			127	712 STEAM ENGINES, TURBINES	400	14 931	4 838
			6	713 INTRNL COMBUS PISTN ENGN	1 560	12 300	4 232
EXPORTS	2 195 652	1 251 369	428 488	714 ENGINES & MOTORS NES	158	7 391	2 542
001 LIVE ANIMALS	2 211	1 461	513	716 ROTATING ELECTRIC PLANT	3 009	7 671	2 714
011 MEAT FRESH, CHILLD, FROZEN	5 960	5 432	1 798	718 OTH POWER GENERATG MACHY	238	1 628	551
014 MEAT PREPD, PRSRVD, NES ETC	167	173	60	721 AGRIC MACHY, EXC TRACTORS	334	792	284
022 MILK AND CREAM	9 590	1 267	439	722 TRACTORS NON-ROAD	1 081	1 450	505
023 BUTTER	226	97	34	723 CIVIL ENGINEERG EQUIP ETC	8 143	14 979	5 112
024 CHEESE AND CURD	10 550	6 278	2 107	724 TEXTILE LEATHER MACHNRY	280	1 450	495
025 EGGS, BIRDS, FRESH, PRSRVD	940	568	192	725 PAPER ETC MILL MACHINERY	528	1 253	433
048 CEREAL ETC PREPARATIONS	6 912	5 800	2 012	726 PRINTG, BKBDNG MACHY, PTS	1 571	7 574	2 531
058 FRUIT PRESERVED, PREPARED	542	485	162	727 FOOD MACHRY NON-DOMESTIC	222	1 006	357
061 SUGAR AND HONEY	220 857	10 017	3 391	728 OTH MACHY FOR SPCL INDUS	12 648	20 532	7 017
062 SUGAR PREPS NON-COCOA	2 640	1 424	488	736 MACHINE TOOLS FOR METAL	897	1 637	566
071 COFFEE AND SUBSTITUTES	482	816	737	737 METALWORKING MACHNRY NES	101	660	231
073 CHOCOLATE AND PRODUCTS	3 822	2 926	741	741 HEATING, COOLING EQUIPMNT	4 964	10 758	3 773
081 FEEDING STUFF FOR ANIMLS	5 564	805	272	742 PUMPS FOR LIQUIDS ETC	3 516	10 775	3 742
091 MARGARINE AND SHORTENING	3 848	1 119	1 048	743 PUMPS NES, CENTRIFUGES ETC	5 738	11 323	3 898
098 EDIBLE PRODCTS, PREPS NES	6 220	6 515	266	744 MECHANICAL HANDLING EQU	13 190	15 203	5 272
111 NON-ALCOHL BEVERAGES NES	14 199	1 768	378	745 NONELEC MACHY, TOOLS NES	6 279	17 756	6 209
112 ALCOHOLIC BEVERAGES	12 849	2 283	2 246	749 NONELEC MACH PTS, ACC NES	8 214	24 269	8 313
122 TOBACCO MFRS	93	192	637	751 OFFICE MACHINES	431	2 515	874
233 RUBBER, SYNTHETIC, RECLAIMD	1 920	337	776	752 AUTOMTIC DATA PROC EQUIP	229	4 017	1 407
247 OTH WOOD ROUGH, SQUARED	15 797	195	70	759 OFFICE & ADP MCH PTS, ACC	60	1 343	458
248 WOOD SHAPED	2 810	518	112	761 TELEVISION RECEIVERS	860	3 095	1 064
276 OTHER CRUDE MINERALS	21 689	469	66	762 RADIO BROADCAST RECEIVRS	116	1 063	360
288 NONFERR METAL SCRAP NES	542	101	188	763 SOUND RECORDRS, PHONOGRPH	132	1 576	524
292 CRUDE VEG MATERIALS NES	112	178	160	764 TELECOM EQPT, PTS, ACC NES	1 313	31 452	10 908
322 COAL, LIGNITE, PEAT	4 312	200	35	771 ELECTRIC POWER MACHY NES	2 122	2 014	695
334 PETROLEUM PRODUCTS, REFIN	3 840	1 407	60	772 SWITCHGEAR ETC & PTS NES	6 514	24 148	8 091
335 RESIDUAL PETRLM PROD NES	1 059	249	70	773 ELECTR DISTRIBUTING MACH	4 764	4 128	1 427
423 FIXED VEG OILS, SOFT	4 006	656	487	774 ELECTRO-MEDCL, XRAY EQUIP	476	10 919	3 742
424 FIXED VEG OIL NONSOFT	1 037	457	84	775 HOUSEHOLD TYPE EQUIP NES	8 644	16 452	5 635
431 PROCESD ANML VEG OIL, ETC	1 205	399	248	776 TRANSISTORS, VALVES ETC	6	1 235	416
511 HYDROCARBONS NES, DERIVS	13 933	3 209	159	778 ELECTRICAL MACHINERY NES	9 761	18 609	6 390
512 ALCOHOLS, PHENOLS, ETC	3 738	2 131	131	781 PASS MOTOR VEH EXC BUSES	64 027	216 760	74 946
513 ORGANIC ACIDS ETC	2 377	686	111	782 LORRIES, SPCL MTR VEH NES	42 913	46 290	15 448
514 NITROGEN-FUNCTN COMPOUNDS	3 136	1 769	712	783 ROAD MOTOR VEHICLES NES	2 964	2 665	857
515 ORG-INORG COMPOUNDS ETC	99	158	217	784 MOTOR VEHCL PTS ACC NES	17 919	49 057	16 892
516 OTHER ORGANIC CHEMICALS	1 906	1 780	574	785 MOTOR & OTHER CYCLES ETC	44	234	86
522 INORG ELEMNTS, OXIDES, ETC	14 967	3 158	54	786 VEH NES NONMOTR, TRAILERS	2 500	2 242	763
523 OTHR INORGANIC CHEMICALS	69 081	6 516	609	792 AIRCRAFT	86	2 255	756
524 RADIOACTIVE ETC MATERIAL		100	1 092	793 SHIPS AND BOATS	78	291	94
531 SYNT DYE, NAT INDOGO, LAKES	212	416	2 270	801 INDUSTRIAL PLANT, CHAP 90	183	2 634	900
533 PIGMENTS, PAINTS, ETC	10 472	5 285	35	812 PLUMBING, HEATING LGHTNG EQU	8 389	18 632	6 408
541 MEDICINAL ETC PRODUCTS	4 049	14 816	143	821 FURNITURE	43 267	20 308	7 006
551 ESSENTL OIL, PERFUME, ETC	46	193	1 799	831 TRAVEL GOODS, HANDBAGS	162	1 220	423
			5 113	842 MENS OUTERWEAR NOT KNIT	275	3 086	1 051
			67	843 WOMENS OUTERWEAR NONKNIT	200	3 239	1 107

7 IMPORTS AND EXPORTS (SPECIAL TRADE) BY COUNTRIES OF PRODUCTION AND CONSUMPTION AND BY GROUPS OF THE SITC-REV. II 1985

GROUP DESCRIPTION	DT * 100 KG	1 000 DM	1 000 \$	GROUP DESCRIPTION	DT * 100 KG	1 000 DM	1 000 \$
844 UNDERWEAR NOT KNIT	69	707	246	694 STL COPPR NAILS,NUTS,ETC	585	470	156
845 OUTERWEAR KNIT NONELASTC	119	1 812	619	695 TOOLS	1 270	2 687	921
846 UNDERWEAR KNITTED	90	1 322	446	696 CUTLERY	233	1 160	408
847 TXTL CLTHNG ACCESRYS NES	13	318	106	697 BASE MTL HOUSEHOLD EQUIP	685	983	342
848 HEADGEAR,NONTXTL CLOTHNG	86	406	136	699 OTHER METAL MANUFACTURES	4 510	5 688	1 957
851 FOOTWEAR	469	2 925	1 003	700 INDUSTRIAL PLANT,CHAP 84	3 764	10 283	3 358
871 OPTICAL INSTRUMENTS	127	2 120	726	703 INDUSTRIAL PLANT,CHAP 85	1 465	2 933	1 008
872 MEDICAL INSTRUMENTS NES	500	4 655	1 610	711 STEAM BOILERS & AUX PLNT	98	597	187
873 METERS & COUNTERS NES	20	223	79	712 STEAM ENGINES,TURBINES	93	1 455	573
874 MEASURNG,CONTROLNG INSTR	925	13 192	4 522	713 INTRNL COMBUS PISTN ENGN	832	3 954	1 334
881 PHOTO APPAR & EQUIPT NES	246	2 270	764	714 ENGINES & MOTORS NES	1	237	85
882 PHOTO,CINEMA SUPPLIES	4 711	8 868	3 018	716 ROTATING ELECTRIC PLANT	4 054	10 106	3 332
884 OPTICAL GOODS NES	32	2 569	882	718 OTH POWER GENERATG MACHY	31	159	53
885 WATCHES AND CLOCKS	356	6 173	2 119	721 AGRIC MACHY,EXC TRACTORS	75	143	49
892 PRINTED MATTER	921	1 534	530	722 TRACTORS NON-ROAD	807	1 086	383
893 ARTICLES OF PLASTIC NES	16 614	14 454	4 976	723 CIVIL ENGINEERG EQUIP ETC	9 034	13 746	4 719
894 TOYS SPORTING GOODS,ETC	2 555	5 967	2 063	724 TEXTILE,LEATHER MACHNRY	130	477	162
895 OFFICE SUPPLIES NES	1 528	4 201	1 425	726 PRINTG,BKBDNG MACHY,PTS	419	1 429	496
897 GOLD,SILVER WARE,JEWELRY	9	11 376	3 928	727 FOOD MACHRY NON-DOMESTIC	263	668	316
898 MUSICAL INSTRUMENTS,PTS	256	1 318	440	728 OTH MACHY FOR SPCL INDUS	13 625	15 552	5 140
899 OTHER MANUFACTURED GOODS	1 190	2 992	1 011	736 MACHINE TOOLS FOR METAL	662	1 571	533
941 ZOO ANIMALS,PETS	45	145	52	737 METALWORKING MACHNRY NES	99	237	88
951 WAR FIREARMS,AMMUNITION	101	460	172	741 HEATING,COOLING EQUIPMNT	2 617	5 661	1 911
971 GOLD,NON MONETARY NES	11	32 554	10 241	742 PUMPS FOR LIQUIDS ETC	1 340	4 074	1 342
				743 PUMPS NES,CENTRIFUGES ETC	1 306	4 293	1 524
OMAN				744 MECHANICAL HANDLING EQU	11 255	13 022	4 593
IMPORTS	30 545	25 565	8 543	745 NONELEC MACHY TOOLS NES	1 619	4 586	1 578
662 COPPER EXC CEMENT COPPER	22 155	10 075	3 353	749 NONELEC MACH PTS ACC NES	2 039	5 946	2 031
742 PUMPS FOR LIQUIDS ETC	472	1 230	487	751 OFFICE MACHINES	284	1 426	483
792 AIRCRAFT		103	34	752 AUTOMTIC DATA PROC EQUIP	117	1 644	571
874 MEASURNG CONTROLNG INSTR	1	214	74	759 OFFICE & ADP MCH PTS,ACC	34	669	234
EXPORTS	918 741	577 238	197 767	761 TELEVISION RECEIVERS	462	1 825	616
001 LIVE ANIMALS	1 145	1 154	434	762 RADIO BROADCAST RECEIVRS	15	215	70
022 MILK AND CREAM	16 590	3 188	1 095	763 SOUND RECORDRS,PHONOGRPH	38	886	281
024 CHEESE AND CURD	2 222	1 441	506	764 TELECOM EQPT,PTS,ACC NES	1 414	32 461	11 169
048 CEREAL ETC PREPARATIONS	2 850	2 559	880	771 ELECTRIC POWER MACHY NES	1 630	1 031	361
058 FRUIT PRESERVED,PREPARED	630	350	116	772 SWITCHGEAR ETC & PTS NES	1 591	10 350	3 584
061 SUGAR AND HONEY	23 381	1 102	378	773 ELECTR DISTRIBUTING MACH	15 949	18 812	6 178
062 SUGAR PREPS NON-COCOA	430	244	82	774 ELECTRO-MEDCL,XRAY EQUIP	165	2 485	891
071 COFFEE AND SUBSTITUTES	427	491	167	775 HOUSEHOLD TYPE EQUIP NES	1 851	3 234	1 100
073 CHOCOLATE AND PRODUCTS	1 039	791	284	776 TRANSISTORS,VALVES,ETC	3	603	206
098 EDIBLE PRODUCTS,PREPS NES	4 559	3 946	1 328	778 ELECTRICAL MACHINERY NES	4 555	9 342	3 126
112 ALCOHOLIC BEVERAGES	1 352	336	112	781 PASS MOTOR VEH EXC BUSES	28 117	93 179	32 155
233 RUBBER SYNTHETIC,RECLAIMD	1 291	388	147	782 LORRIES,SPCL MTR VEH NES	50 286	57 669	20 235
322 COAL,LIGNITE,PEAT	6 968	146	51	783 ROAD MOTOR VEHICLES NES	6 996	8 278	2 781
334 PETROLEUM PRODUCTS REFIN	1 038	306	101	784 MOTOR VEHCL PTS ACC NES	8 678	20 230	6 907
424 FIXED VEG OIL NONSOFT	3 535	1 179	380	786 VEH NES NONMOTR TRAILERS	14 600	9 936	3 351
511 HYDROCARBONS NES DERIVS	1 566	456	155	792 AIRCRAFT	5	362	123
513 ORGANIC ACIDS,ETC	288	87	30	801 INDUSTRIAL PLANT,CHAP 90	17	378	120
514 NITROGEN-FUNCTN COMPOUNDS	769	346	123	812 PLUMBNG HEATNG LGHTNG EQU	3 898	12 735	4 385
515 ORG-INORG COMPOUNDS ETC	455	139	47	821 FURNITURE	26 029	16 520	5 700
516 OTHER ORGANIC CHEMICALS	485	139	48	831 TRAVEL GOODS,HANDBAGS	66	345	118
522 INORG ELEMNTS,OXIDES,ETC	6 356	1 204	426	842 MENS OUTERWEAR NOT KNIT	19	273	93
523 OTHR INORGANIC CHEMICALS	5 541	341	118	843 WOMENS OUTERWEAR NONKNIT	11	190	56
531 SYNT DYE,NAT INDGO,LAKES	53	136	46	845 OUTERWEAR KNIT NONELASTC	9	139	45
533 PIGMENTS,PAINTS,ETC	1 074	740	254	846 UNDERWEAR KNITTED	24	360	122
541 MEDICINAL ETC PRODUCTS	1 675	5 144	1 783	851 FOOTWEAR	175	1 116	385
553 PERFUMERY,COSMETICS,ETC	2 510	2 635	898	871 OPTICAL INSTRUMENTS	7	212	78
554 SOAPS,CLEANING ETC PREPS	7 845	2 549	874	872 MEDICAL INSTRUMENTS NES	88	826	280
562 FERTILIZERS MANUFACTURED	24 735	1 872	641	873 METERS & COUNTERS NES	441	826	284
572 EXPLOSIVES,PYROTECH PROD	62	975	349	874 MEASURNG,CONTROLNG INSTR	366	4 218	1 433
582 PROD OF CONDENSATION ETC	5 491	2 199	747	881 PHOTO APPAR & EQUIPT NES	103	1 388	479
583 PROD OF POLYMERIZING ETC	14 572	6 138	2 062	882 PHOTO,CINEMA SUPPLIES	719	1 832	619
584 CELLULOSE DERIVATIVES ETC	689	1 467	502	884 OPTICAL GOODS NES	2	494	163
591 PESTICIDES DISINFECTANTS	663	605	210	885 WATCHES AND CLOCKS	176	1 421	500
592 STARCH INULIN,GLUTEN,ETC	413	310	108	892 PRINTED MATTER	297	445	153
598 MISC CHEMICAL PRODS NES	4 088	931	321	893 ARTICLES OF PLASTIC NES	2 853	4 571	1 577
606 INDUSTRIAL PLANT,CHAP 73	11 497	4 702	1 685	894 TOYS SPORTING GOODS,ETC	667	879	298
606 INDUSTRIAL PLANT,CHAP 76	142	181	66	895 OFFICE SUPPLIES NES	405	1 328	459
612 LEATHER ETC MANUFACTURES	32	220	73	897 GOLD,SILVER WARE,JEWELRY	2 892	992	992
621 MATERIALS OF RUBBER	1 070	984	352	898 MUSICAL INSTRUMENTS,PTS	107	565	188
625 RUBBER TYRES TUBES	2 834	2 097	719	899 OTHER MANUFACTURED GOODS	179	365	120
628 RUBBER ARTICLES NES	231	412	138	951 WAR FIREARMS,AMMUNITION	28	238	73
635 WOOD MANUFACTURES NES	1 824	1 674	609	972 GOLD COIN	918	295	295
641 PAPER AND PAPERBOARD	4 714	1 370	458				
642 ARTICLES OF PAPER ETC	14 807	8 497	2 871	NORTH YEMEN			
651 TEXTILE YARN AND THREAD	55	210	73	714 ENGINES & MOTORS NES	4	264	94
652 COTTON FABRICS,WOVEN	116	556	188	742 PUMPS FOR LIQUIDS ETC		452	155
653 WOVN MAN-MADE FIB FABRIC	59	177	60	743 PUMPS NES,CENTRIFUGES ETC		124	44
654 OTH WOVEN TEXTILE FABRIC	77	91	31	764 TELECOM EQPT,PTS ACC NES		227	76
657 SPECIAL TEXTILE ETC PROD	60	177	60	792 AIRCRAFT	40	2 222	747
658 TEXTILE ARTICLES NES	100	323	107	874 MEASURNG,CONTROLNG INSTR	1	147	54
659 FLOOR COVERINGS ETC	142	190	67	EXPORTS	954 939	249 951	85 700
661 CEMENT ETC BUILDING PROD	233 912	5 095	1 714	001 LIVE ANIMALS	1 847	2 165	724
662 CLAY REFRACTORY BLDG PRD	24 289	3 589	1 201	022 MILK AND CREAM	23 134	5 459	1 950
663 OTH NONMETAL MINERAL MFS	1 485	1 404	483	023 BUTTER	6 521	3 696	1 219
664 GLASS	9 751	1 364	131	024 CHEESE AND CURD	484	285	93
665 GLASSWARE	676	368	111	046 WHEAT ETC MEAL OR FLOUR	531 730	27 268	9 341
666 POTTERY	81	318	152	048 CEREAL ETC PREPARATIONS	627	287	92
667 PEARL,PREC- SEMI-P STONE		406	72	061 SUGAR AND HONEY	82 197	5 649	2 002
673 IRON AND STEEL SHAPES	1 330	211	62	081 FEEDING STUFF FOR ANIMLS	19 916	1 618	507
674 IRN,STL UNIV PLATE SHEET	774	183	33	098 EDIBLE PRODUCTS PREPS NES	5 063	3 643	1 218
677 IRN,STL WIRE EXCL W ROD	572	105	33	112 ALCOHOLIC BEVERAGES	170	685	225
678 IRN,STL TUBES,PIPES ETC	182 614	25 580	8 576	266 SYNTHETIC FIBRE TO SPIN	9 995	4 559	1 481
679 IRN,STL CASTINGS UNWORKE	941	127	41	278 OTHER CRUDE MINERALS	7 342	168	64
681 SILVER PLATINUM,ETC	2	142	50	292 CRUDE VEG MATERIALS NES	332	689	241
682 COPPER EXC CEMENT COPPER	153	176	61	334 PETROLEUM PRODUCTS,REFIN	1 569	467	150
684 ALUMINIUM	496	773	269	511 HYDROCARBONS NES DERIVS	1 146	158	60
691 STRUCTURES AND PARTS NES	12 002	7 028	2 330	512 ALCOHOLS,PHENOLS ETC	1 083	423	142
692 METAL TANKS,BOXES,ETC	1 658	1 233	469	513 ORGANIC ACIDS ETC	170	190	61
693 WIRE PRODUCTS NON ELECTF	1 910	1 051	369				

7 IMPORTS AND EXPORTS (SPECIAL TRADE) BY COUNTRIES OF PRODUCTION AND CONSUMPTION AND BY GROUPS OF THE SITC-REV. II 1985

GROUP DESCRIPTION	DT * 100 KG	1 000 DM	1 000 \$	GROUP DESCRIPTION	DT * 100 KG	1 000 DM	1 000 \$
514 NITROGEN-FUNCTN COMPOUNDS	4 305	1 888	669	SOUTH YEMEN			
515 ORG-INORG COMPOUNDS ETC	6	159	53				
516 OTHER ORGANIC CHEMICALS	152	135	50	IMPORTS	852 231	59 480	20 736
522 INORG ELEMNTS,OXIDES,ETC	8 642	899	322	263 COTTON	3 445	2 755	837
523 OTHR INORGANIC CHEMICALS	21 691	1 257	418	288 NONFERR METAL SCRAP NES	354	120	39
531 SYNT DYE,NAT INDGO,LAKES	1 038	2 016	674	282 CRUDE VEG MATERIALS NES	587	586	196
532 DYES NES,TANNING PRODS	1 470	291	88	334 PETROLEUM PRODUCTS,REFIN	848 733	54 902	19 281
533 PIGMENTS,PAINTS,ETC	8 898	2 382	827	714 ENGINES & MOTORS NES	37	628	222
541 MEDICINAL ETC PRODUCTS	4 351	23 254	7 927	764 TELECOM EQPT,PTS,ACC NES		148	48
551 ESSENTL OIL,PERFUME,ETC	671	2 046	697	EXPORTS	363 459	63 432	21 636
553 PERFUMERY,COSMETICS,ETC	1 598	791	269				
554 SOAPS,CLEANING ETC PREPS	2 883	954	324	022 MILK AND CREAM	5 660	1 380	490
572 EXPLOSIVES,PYROTECH PROD	12 988	4 246	1 519	046 WHEAT ETC MEAL OR FLOUR	290 581	15 106	5 136
582 PROD OF CONDENSATION ETC	6 043	1 284	458	048 CEREAL ETC PREPARATIONS	733	174	63
583 PROD OF POLYMERIZING ETC	10 606	3 959	1 370	058 FRUIT PRESERVED,PREPARED	60	86	32
584 CELLULOSE DERIVATIVES ETC	373	302	109	061 SUGAR AND HONEY	2 670	111	40
591 PESTICIDES,DISINFECTANTS	1 393	1 659	548	098 EDIBLE PRODUCTS,PREPS NES	347	134	43
592 STARCH,INULIN,GLUTEN,ETC	12 322	1 410	474	32 112 ALCOHOLIC BEVERAGES	4 945	736	252
598 MISC CHEMICAL PRODS NES	29 026	6 940	2 259	247 OTH WOOD ROUGH,SQUARED	3 265	273	103
621 MATERIALS OF RUBBER	57	82	32	267 OTHER MAN-MADE FIBRES	1 997	1 873	633
628 RUBBER ARTICLES NES	50	97	35	334 PETROLEUM PRODUCTS REFIN	1 177	395	144
641 PAPER AND PAPERBOARD	11 086	1 644	566	513 ORGANIC ACIDS,ETC	185	111	36
642 ARTICLES OF PAPER ETC	12 627	7 556	2 709	514 NITROGEN-FUNCTN COMPOUNDS	289	131	51
657 SPECIAL TEXTILE ETC PROD	259	337	121	516 OTHER ORGANIC CHEMICALS	15	86	30
658 TEXTILE ARTICLES NES	43	308	97	522 INORG ELEMNTS,OXIDES,ETC	1 584	153	51
661 CEMENT ETC BUILDING PROD	20 016	325	127	523 OTHR INORGANIC CHEMICALS	2 415	255	84
662 CLAY,REFRACTORY BLDG PRD	7 774	1 164	391	523 OTH INORGANIC CHEMICALS	39	89	30
663 OTH NONMETAL MINERAL MFS	295	153	52	541 MEDICINAL ETC PRODUCTS	533	2 900	976
664 GLASS	6 352	625	217	554 SOAPS CLEANING ETC PREPS	300	188	65
665 GLASSWARE	333	193	67	572 EXPLOSIVES,PYROTECH PROD	6 341	3 509	1 204
674 IRN,STL UNIV PLATE,SHEET	12 273	3 152	1 101	583 PROD OF POLYMERIZING ETC	1 697	498	176
675 IRON,STEEL HOOP,STRIP	6 140	1 462	467	591 PESTICIDES,DISINFECTANTS	41	133	48
677 IRN,STL WIRE EXCL W ROD	779	118	45	592 STARCH,INULIN,GLUTEN,ETC	1 862	149	46
678 IRON,STL TUBES,PIPES,ETC	1 210	395	141	598 MISC CHEMICAL PRODS NES	187	143	51
682 COPPER EXC CEMENT COPPER	205	183	64	625 RUBBER TYRES,TUBES	136	177	62
684 ALUMINIUM	412	287	109	635 WOOD MANUFACTURES NES	191	83	30
691 STRUCTURES AND PARTS NES	2 023	832	269	641 PAPER AND PAPERBOARD	1 114	276	91
692 METAL TANKS,BOXES,ETC	3 852	1 861	605	642 ARTICLES OF PAPER ETC	376	226	75
695 TOOLS	745	1 029	356	657 SPECIAL TEXTILE ETC PROD	188	166	55
696 CUTLERY	32	103	34	662 CLAY,REFRACTORY BLDG PRD	8 109	751	252
697 BASE MTL HOUSEHOLD EQUIP	500	482	163	663 OTH NONMETAL MINERAL MFS	282	94	34
699 OTHER METAL MANUFACTURES	1 020	3 114	1 105	674 IRN,STL UNIV,PLATE,SHEET	3 906	1 000	367
711 STEAM BOILERS & AUX PLNT	410	422	144	678 IRON,STL TUBES PIPES,ETC	1 539	358	129
713 INTRNL COMBUS PISTN ENGN	126	806	270	684 ALUMINIUM	1 401	1 019	359
714 ENGINES & MOTORS NES	3	625	215	687 TIN	60	105	36
716 ROTATING ELECTRIC PLANT	792	3 087	1 051	691 STRUCTURES AND PARTS NES	4 040	3 131	1 000
718 OTH POWER GENERATG MACHY		101	31	692 METAL TANKS,BOXES ETC	1 231	891	298
721 AGRIC MACHY,EXC TRACTORS	313	375	129	695 TOOLS	164	429	154
722 TRACTORS NON-ROAD	3 657	4 321	1 524	697 BASE MTL HOUSEHOLD EQUIP	170	137	44
723 CIVIL ENGINEERG EQUIP ETC	2 442	2 851	930	699 OTHER METAL MANUFACTURES	240	694	238
724 TEXTILE,LEATHER MACHNRY	234	756	284	712 STEAM ENGINES,TURBINES	40	342	120
725 PAPER ETC MILL MACHINERY	53	208	73	713 INTRNL COMBUS PISTN ENGN	1 026	4 411	1 476
726 PRINTG,BKBINDG MACHY,PTS	366	2 653	932	714 ENGINES & MOTORS NES	2	135	41
727 FOOD MACHRY NON-DOMESTIC	488	2 618	859	716 ROTATING ELECTRIC PLANT	622	1 101	391
728 OTH MACHY FOR SPCL INDUS	5 483	9 923	3 305	722 TRACTORS NON-ROAD	69	106	34
736 MACHINE TOOLS FOR METAL	863	3 787	1 279	723 CIVIL ENGINEERG EQUIP ETC	909	1 197	445
737 METALWORKING MACHNRY NES	7	147	56	724 TEXTILE,LEATHER MACHNRY	13	92	31
741 HEATING,COOLING EQUIPMNT	1 359	4 802	1 602	728 OTH MACHY FOR SPCL INDUS	376	1 182	367
742 PUMPS FOR LIQUIDS ETC	995	2 576	838	736 MACHINE TOOLS FOR METAL	243	836	261
743 PUMPS NES,CENTRFUGES ETC	660	1 169	410	741 HEATING COOLING EQUIPMNT	158	360	126
744 MECHANICAL HANDLING EQU	1 322	2 994	1 056	742 PUMPS FOR LIQUIDS ETC	43	783	263
745 NONELEC MACHY,TOOLS NES	4 652	21 718	7 663	743 PUMPS NES,CENTRFUGES ETC	275	928	321
749 NONELEC MACH PTS,ACC NES	67	325	106	745 NONELEC MACHY TOOLS NES	248	928	316
751 OFFICE MACHINES	53	213	75	749 NONELEC MACH PTS,ACC NES	83	210	76
763 SOUND RECORDRS,PHONOGRPH	3	155	48	764 TELECOM EQPT,PTS ACC NES	10	103	39
764 TELECOM EQPT PTS ACC NES	50	2 176	730	772 SWITCHGEAR ETC & PTS NES	127	637	220
771 ELECTRIC POWER MACHY NES	485	486	176	773 ELECTR DISTRIBUTING MACH	197	880	303
772 SWITCHGEAR ETC & PTS NES	1 255	2 516	866	775 HOUSEHOLD TYPE EQUIP NES	246	732	252
773 ELECTR DISTRIBUTING MACH	2 982	1 761	579	778 ELECTRICAL MACHINERY NES	31	134	49
774 ELECTRO-MEDCL,XRAY EQUIP	47	1 637	560	781 PASS MOTOR VEH EXC BUSES	947	2 252	788
775 HOUSEHOLD TYPE EQUIP NES	249	561	183	782 LORRIES,SPCL MTR VEH NES	1 454	1 754	598
776 TRANSISTORS VALVES,ETC	2	215	69	784 MOTOR VEHCL PTS,ACC NES	210	762	265
778 ELECTRICAL MACHINERY NES	1 191	1 402	465	786 VEH NES NONMOTR,TRAILERS	146	88	33
781 PASS MOTOR VEH EXC BUSES	1 777	4 899	1 713	812 PLUMBG,HEATNG,LGHTNG EQU	21	94	30
782 LORRIES,SPCL MTR VEH NES	2 556	3 521	1 202	821 FURNITURE	1 490	1 213	452
783 ROAD MOTOR VEHICLES NES	992	1 602	632	874 MEASURNG,CONTROLNG INSTR	5	197	69
784 MOTOR VEHCL PTS,ACC NES	370	2 177	713	881 PHOTO APPAR & EQUIPT NES	8	135	52
786 VEH NES NONMOTR TRAILERS	118	199	65	882 PHOTO,CINEMA SUPPLIES	104	114	40
792 AIRCRAFT	16	778	241	892 PRINTED MATTER	81	98	33
812 PLUMBG,HEATING LGHTNG EQU	1 030	1 638	556	893 ARTICLES OF PLASTIC NES	1 548	1 062	342
821 FURNITURE	1 080	1 259	417	894 TOYS,SPORTING GOODS,ETC	284	464	150
842 MENS OUTERWEAR NOT KNIT	59	759	257	AFGHANISTAN			
846 UNDERWEAR KNITTED	32	107	31	IMPORTS	32 147	72 009	24 662
848 HEADGEAR,NONTXTL CLOTHNG	43	149	51				
851 FOOTWEAR	48	210	73	054 VEG ETC FRSH SMPLY PRSVD	3 160	1 181	401
871 OPTICAL INSTRUMENTS	4	160	52	057 FRUIT,NUTS,FRESH,DRIED	4 965	1 353	453
872 MEDICAL INSTRUMENTS NES	547	3 473	1 195	212 FUR SKINS UNDRRESSED	1 129	11 040	3 907
874 MEASURNG,CONTROLNG INSTR	199	2 253	770	223 SEEDS FOR OTH FIXED OILS	2 852	397	145
882 PHOTO,CINEMA SUPPLIES	105	501	167	263 COTTON	7 499	3 825	1 197
884 OPTICAL GOODS NES		102	36	291 CRUDE ANIMAL MTRIALS NES	842	4 431	1 518
892 PRINTED MATTER	229	377	134	292 CRUDE VEG MATERIALS NES	1 866	842	274
893 ARTICLES OF PLASTIC NES	2 054	1 520	516	611 LEATHER	69	699	262
894 TOYS,SPORTING GOODS,ETC	16	354	135	613 FUR SKINS TANNED DRESSED	14	405	136
895 OFFICE SUPPLIES NES	121	231	79	658 TEXTILE ARTICLES NES	113	572	200
897 GOLD,SILVER WARE JEWELRY	5	127	44	659 FLOOR COVERINGS ETC	5 617	43 047	14 764
899 OTHER MANUFACTURED GOODS	322	3 837	1 443	667 PEARL PREC.,SEMI-P STONE	100	872	292
				792 AIRCRAFT	14	1 546	539
				842 MENS OUTERWEAR NOT KNIT	138	416	140
				843 WOMENS OUTERWEAR NONKNIT	35	114	35
				848 HEADGEAR,NONTXTL CLOTHNG	46	334	113

7 IMPORTS AND EXPORTS (SPECIAL TRADE) BY COUNTRIES OF PRODUCTION AND CONSUMPTION AND BY GROUPS OF THE SITC-REV. II 1985

GROUP DESCRIPTION	DT * 100 KG	1 000 DM	1 000 \$	GROUP DESCRIPTION	DT * 100 KG	1 000 DM	1 000 \$
EXPORTS	129 847	62 515	21 326	512 ALCOHOLS, PHENOLS, ETC	2 570	1 281	454
061 SUGAR AND HONEY	2 257	205	67	611 LEATHER	1 840	13 352	4 573
062 SUGAR PREPS NON-COCOA	232	147	49	612 LEATHER ETC MANUFACTURES	589	3 116	1 059
073 CHOCOLATE AND PRODUCTS	211	91	35	635 WOOD MANUFACTURES NES	43	95	35
112 ALCOHOLIC BEVERAGES	577	86	30	651 TEXTILE YARN AND THREAD	36 839	26 745	8 852
269 WASTE OF TEXTILE FABRICS	21 883	3 038	1 048	652 COTTON FABRICS, WOVEN	30 493	30 200	10 269
334 PETROLEUM PRODUCTS, REFIN	2 447	1 100	374	656 LACE, RIBBONS, TULLE, ETC	17	482	167
512 ALCOHOLS, PHENOLS, ETC	307	202	68	658 TEXTILE ARTICLES NES	27 013	28 960	10 063
513 ORGANIC ACIDS, ETC	139	88	31	659 FLOOR COVERINGS ETC	14 550	104 667	35 693
514 NITROGEN-FUNCTN COMPOUNDS	194	387	125	661 CEMENT ETC BUILDING PROD	474	309	103
515 ORG-INORG COMPOUNDS ETC	323	2 735	929	667 PEARL, PREC., SEMI-P STONE	96	1 434	511
516 OTHER ORGANIC CHEMICALS	54	214	72	695 TOOLS	77	416	137
522 INORG ELEMNTS OXIDES, ETC	32	107	40	696 CUTLERY	282	1 124	382
523 OTHR INORGANIC CHEMICALS	1 533	254	91	697 BASE MTL HOUSEHOLD EQUIP	129	133	48
531 SYNT DYE, NAT INDGO, LAKES	769	1 576	518	714 ENGINES & MOTORS NES	6	495	167
532 DYES NES, TANNING PRODS	800	172	60	736 MACHINE TOOLS FOR METAL	5	112	40
533 PIGMENTS, PAINTS, ETC	281	145	49	743 PUMPS NES, CENTRIFUGES ETC	9	94	30
541 MEDICINAL ETC PRODUCTS	1 028	5 083	1 727	792 AIRCRAFT	26	1 614	538
553 PERFUMERY, COSMETICS, ETC	3 751	2 774	947	821 FURNITURE	180	298	101
554 SOAPS, CLEANING ETC PREPS	2 175	944	326	831 TRAVEL GOODS, HANDBAGS	3 042	3 228	1 134
582 PROD OF CONDENSATION ETC	699	228	76	842 MENS OUTERWEAR NOT KNIT	2 597	6 854	2 305
583 PROD OF POLYMERIZING ETC	1 853	792	267	843 WOMENS OUTERWEAR NONKNIT	6 565	18 821	6 382
584 CELLULOSE DERIVATIVES ETC	50	94	36	844 UNDERWEAR NOT KNIT	2 290	5 820	2 014
591 PESTICIDES, DISINFECTANTS	1 917	1 655	590	845 OUTERWEAR KNIT NONELASTC	5 345	11 613	3 879
598 MISC CHEMICAL PRODS NES	4 056	1 180	418	846 UNDERWEAR KNITTED	5 352	10 787	3 545
612 LEATHER ETC MANUFACTURES	1 054	343	121	847 TXTL CLTHNG ACCESSRYS NES	5 540	8 548	2 825
621 MATERIALS OF RUBBER	145	141	55	848 HEADGEAR, NONTXTL CLOTHNG	11 688	78 977	26 540
625 RUBBER TYRES, TUBES	226	106	37	851 FOOTWEAR	5 363	9 216	3 104
628 RUBBER ARTICLES NES	39	179	63	872 MEDICAL INSTRUMENTS NES	1 218	12 358	4 232
641 PAPER AND PAPERBOARD	1 380	735	272	874 MEASURING, CONTROLLNG INSTR	384	535	172
642 ARTICLES OF PAPER ETC	343	129	45	885 WATCHES AND CLOCKS	98	1 098	390
653 WOVN MAN-MADE FIB FABRIC	105	504	171	894 TOYS, SPORTING GOODS, ETC	6 708	19 433	6 661
655 KNIT ETC FABRICS	78	158	55	895 OFFICE SUPPLIES NES	10	92	31
657 SPECIAL TEXTILE ETC PROD	72	178	58	896 WORKS OF ART ETC	57	217	75
659 FLOOR COVERINGS ETC	133	1 251	449	898 MUSICAL INSTRUMENTS, PTS	25	88	31
662 CLAY, REFRACTORY BLDG PRD	3 855	361	127	899 OTHER MANUFACTURED GOODS	34	127	42
663 OTH NONMETAL MINERAL MFS	203	375	126	EXPORTS	4 145 296	1 211 691	416 391
664 GLASS	1 732	487	157	001 LIVE ANIMALS	258	2 665	921
665 GLASSWARE	422	214	74	022 MILK AND CREAM	1 376	244	85
672 IRON, STL PRIMARY FORMS	6 792	522	165	041 WHEAT ETC UNMILLED	50 000	2 093	717
674 IRN, STL UNIV. PLATE, SHEET	2 255	200	65	048 CEREAL ETC PREPARATIONS	174	123	45
678 IRON STL TUBES, PIPES, ETC	4 390	1 032	361	061 SUGAR AND HONEY	29 226	2 477	863
684 ALUMINIUM	129	262	88	081 FEEDING STUFF FOR ANIMLS	1 186	328	113
692 METAL TANKS, BOXES, ETC	108	317	112	098 EDIBLE PRODUCTS PREPS NES	178	115	40
695 TOOLS	138	122	43	112 ALCOHOLIC BEVERAGES	449	86	30
696 CUTLERY	20	145	46	233 RUBBER, SYNTHETIC, RECLAIMD	23 874	5 604	1 880
697 BASE MTL HOUSEHOLD EQUIP	629	473	166	248 WOOD SHAPED	885	162	60
699 OTHER METAL MANUFACTURES	535	665	231	251 PULP AND WASTE PAPER	556	97	33
713 INTRNL COMBUS PISTN ENGN	1 654	429	146	266 SYNTHETIC FIBRE TO SPIN	7 453	3 491	1 174
716 ROTATING ELECTRIC PLANT	152	713	267	267 OTHER MAN-MADE FIBRES	760	609	207
718 OTH POWER GENERATG MACHY	24	126	44	269 WASTE OF TEXTILE FABRICS	19 659	2 935	993
724 TEXTILE, LEATHER MACHNRY	394	1 966	636	274 SULPHUR ETC	2 361	160	55
726 PRINTG, BKBINDG MACHY PTS	33	200	74	278 OTHER CRUDE MINERALS	2 327	343	116
728 OTH MACHY FOR SPCL INDUS	311	473	162	282 IRON AND STEEL SCRAP	40 544	1 107	434
736 MACHINE TOOLS FOR METAL	26	118	43	287 BASE METAL ORES, CONC NES	2 020	363	126
741 HEATING COOLING EQUIPMNT	485	557	193	288 NONFERR METAL SCRAP NES	18 414	2 204	738
742 PUMPS FOR LIQUIDS ETC	33	373	128	292 CRUDE VEG MATERIALS NES	598	371	129
743 PUMPS NES, CENTRIFUGES ETC	115	834	282	334 PETROLEUM PRODUCTS, REFIN	17 610	5 034	1 718
744 MECHANICAL HANDLING EQU	125	91	33	335 RESIDUAL PETRLM PROD NES	2 229	417	144
745 NONELEC MACHY TOOLS NES	22	366	118	431 PROCESD ANML VEG OIL, ETC	2 394	729	249
749 NONELEC MACH PTS, ACC NES	223	448	156	511 HYDROCARBONS NES, DERIVS	9 041	2 762	969
763 SOUND RECORDRS, PHONOGRPH	35	341	127	512 ALCOHOLS, PHENOLS, ETC	11 699	2 728	908
764 TELECOM EQPT, PTS, ACC NES	24	711	98	513 ORGANIC ACIDS, ETC	64 058	12 530	4 170
771 ELECTRIC POWER MACHY NES	289	282	621	514 NITROGEN-FUNCTN COMPOUNDS	7 551	7 406	2 532
772 SWITCHGEAR ETC & PTS NES	465	1 824	614	515 ORG-INORG COMPOUNDS ETC	4 045	24 982	8 433
773 ELECTR DISTRIBUTING MACH	3 606	1 787	163	516 OTHER ORGANIC CHEMICALS	6 383	7 602	2 729
775 HOUSEHOLD TYPE EQUIP NES	302	469	174	522 INORG ELEMNTS, OXIDES, ETC	44 059	7 198	2 423
776 TRANSISTORS, VALVES ETC	4	489	164	523 OTHR INORGANIC CHEMICALS	45 916	6 995	2 382
778 ELECTRICAL MACHINERY NES	405	475	653	531 SYNT DYE, NAT INDGO, LAKES	7 593	16 170	5 550
781 PASS MOTOR VEH EXC BUSES	1 127	1 854	654	532 DYES NES, TANNING PRODS	45 555	9 832	3 350
782 LORRIES, SPCL MTP VEH NES	19 655	1 866	90	533 PIGMENTS, PAINTS, ETC	14 574	7 368	2 513
783 ROAD MOTOR VEHICLES NES	2 261	254	755	541 MEDICINAL ETC PRODUCTS	7 762	42 610	14 731
784 MOTOR VEHCL PTS, ACC NES	17 170	2 185	1 381	551 ESSENTL OIL, PERFUME, ETC	410	1 600	532
812 PLUMBG, HEATING, LGHTNG EQU	3 311	4 484	71	553 PERFUMERY, COSMETICS, ETC	65	147	50
843 WOMENS OUTERWEAR NONKNIT	35	217	359	554 SOAPS, CLEANING ETC PREPS	12 461	3 798	1 300
851 FOOTWEAR	194	1 010	227	562 FERTILIZERS MANUFACTURED	108 742	6 674	2 125
872 MEDICAL INSTRUMENTS NES	102	628	229	582 PROD OF CONDENSATION ETC	13 315	7 811	2 673
874 MEASURING, CONTROLLNG INSTR	37	727	54	583 PROD OF POLYMERIZING ETC	53 555	17 543	5 987
882 PHOTO, CINEMA SUPPLIES	86	154	50	584 CELLULOSE DERIVATIVES ETC	1 553	1 514	527
892 PRINTED MATTER	36	141	268	585 PLASTIC MATERIALS NES	425	261	89
893 ARTICLES OF PLASTIC NES	694	777	41	591 PESTICIDES, DISINFECTANTS	17 221	28 143	9 162
895 OFFICE SUPPLIES NES	26	116	137	592 STARCH, INULIN, GLUTEN, ETC	1 819	777	262
897 GOLD, SILVER WARE, JEWELRY	78	374	63	598 MISC CHEMICAL PRODS NES	42 393	13 686	4 746
898 MUSICAL INSTRUMENTS, PTS	36	199	213	605 INDUSTRIAL PLANT, CHAP 73	2 183	9 811	3 193
899 OTHER MANUFACTURED GOODS	188	626	607	INDUSTRIAL PLANT, CHAP 82	100	4 448	1 451
PAKISTAN				611 LEATHER	632	246	83
IMPORTS	1 440 124	516 628	174 937	612 LEATHER ETC MANUFACTURES	220	393	134
034 FISH, FRESH, CHILLED, FROZN	882	696	247	621 MATERIALS OF RUBBER	1 648	1 496	501
036 SHELL FISH, FRESH, FROZEN	322	565	202	628 RUBBER ARTICLES NES	419	1 051	350
054 VEG ETC FRSH, SMPLY PRSVD	14	312	110	634 VENEERS, PLYWOOD, ETC	460	159	54
056 VEGTBLES ETC PRSVD, PREPD	43	804	278	635 WOOD MANUFACTURES NES	328	127	43
061 SUGAR AND HONEY	1 050 400	19 654	6 554	641 PAPER AND PAPERBOARD	56 248	11 229	3 752
075 SPICES	2 102	471	164	642 ARTICLES OF PAPER ETC	4 048	2 296	787
212 FUR SKINS UNRESSED	37	421	137	651 TEXTILE YARN AND THREAD	8 157	8 845	2 937
223 SEEDS FOR OTH FIXED OILS	6 792	977	334	652 COTTON FABRICS, WOVEN	1 023	2 061	728
263 COTTON	166 886	61 166	20 287	653 WOVN MAN-MADE FIB FABRIC	40	241	81
268 WOOL(EXC TOPS), ANML HAIR	5 638	2 697	915	654 OTH WOVEN TEXTILE FABRIC	21	122	44
288 NONFERR METAL SCRAP NES	2 518	1 147	363	655 KNIT ETC FABRICS	49	121	39
289 PREC METAL ORE, WASTE NES	3 744	1 147	1 199	656 LACE, RIBBONS, TULLE, ETC	45	638	229
291 CRUDE ANIMAL MTRIALS NES	1 084	4 921	1 695	657 SPECIAL TEXTILE ETC PROD	810	2 260	782
292 CRUDE VEG MATERIALS NES	28 964	6 090	2 092	661 CEMENT ETC BUILDING PROD	12 796	261	90
				662 CLAY, REFRACTORY BLDG PRD	33 563	4 765	1 688
				663 OTH NONMETAL MINERAL MFS	8 904	4 266	1 471

7 IMPORTS AND EXPORTS (SPECIAL TRADE) BY COUNTRIES OF PRODUCTION AND CONSUMPTION AND BY GROUPS OF THE SITC-REV. II 1985

GROUP DESCRIPTION	DT * 100 KG	1 000 DM	1 000 \$	GROUP DESCRIPTION	DT * 100 KG	1 000 DM	1 000 \$
664 GLASS	2 577	1 086	363	058 FRUIT PRESERVED, PREPARED	3 513	1 318	450
665 GLASSWARE	3 836	2 965	990	071 COFFEE AND SUBSTITUTES	20 884	18 601	6 232
666 POTTERY	167	518	175	072 COCOA	593	537	177
671 PIG IRON ETC	3 255	640	222	074 TEA AND MATE	54 337	61 752	21 101
672 IRON, STL PRIMARY FORMS	40 118	3 375	1 183	075 SPICES	8 607	3 499	1 215
673 IRON AND STEEL SHAPES	71 345	7 536	2 594	081 FEEDING STUFF FOR ANIMLS	285 202	7 928	2 505
674 IRN, STL UNIV. PLATE, SHEET	723 502	52 769	17 633	098 EDIBLE PRODUCTS, PREPS NES	128	91	30
675 IRON, STEEL HOOP, STRIP	39 901	3 790	1 272	121 TOBACCO UNMNFCTRD, REFUSE	3 243	2 808	967
676 RAILWAY RAILS ETC IRN, STL	100 031	4 145	1 421	211 HIDES, SKINS, UNDERESSED	64	117	43
677 IRN, STL WIRE EXCL W ROD	2 557	441	150	212 FUR SKINS UNDERESSED	29	396	124
678 IRON, STL TUBES, PIPES, ETC	19 509	8 625	2 939	222 SEEDS FOR SOFT FIXED OIL	2 373	594	193
679 IRN, STL CASTINGS UNWORKE	124	146	46	223 SEEDS FOR OTH FIXED OILS	4 222	1 042	355
681 SILVER, PLATINUM, ETC	46	778	250	248 WOOD SHAPED	653	498	173
682 COPPER EXC CEMENT COPPER	10 432	7 277	2 461	261 SILK	24	164	52
683 NICKEL	168	643	210	263 COTTON	3 623	1 872	690
684 ALUMINIUM	5 279	5 002	1 666	268 WOOL (EXC TOPS), ANML HAIR	82	161	52
685 LEAD	6 227	746	257	273 STONE, SAND AND GRAVEL	262 777	11 652	3 955
686 ZINC	2 668	779	234	277 NATURAL ABRASIVES NES	551	170	61
687 TIN	86	261	91	278 OTHER CRUDE MINERALS	59 571	4 784	1 634
689 NON-FER BASE METALS NES	258	1 550	497	287 BASE METAL ORES, CONC NES	292 271	5 739	1 800
691 STRUCTURES AND PARTS NES	7 547	4 916	1 811	288 NONFERR METAL SCRAP NES	20 960	3 105	1 032
692 METAL TANKS, BOXES, ETC	909	1 096	382	291 CRUDE ANIMAL MTRIALS NES	19 399	4 196	1 469
693 WIRE PRODUCTS NON ELECTR	648	674	225	292 CRUDE VEG MATERIALS NES	162 330	54 641	18 751
694 STL, COPPR NAILS, NUTS, ETC	423	591	196	322 COAL, LIGNITE, PEAT	30 876	268	87
695 TOOLS	1 946	12 527	4 422	335 RESIDUAL PETRLM PROD NES	9 000	501	163
696 CUTLERY	217	787	289	424 FIXED VEG OIL NONSOFT	15 820	4 746	1 503
697 BASE MTL HOUSEHOLD EQUIP	127	170	58	431 PROCESS ANML VEG OIL, ETC	1 283	551	185
699 OTHER METAL MANUFACTURES	7 241	7 638	2 713	512 ALCOHOLS, PHENOLS, ETC	1 965	1 186	407
700 INDUSTRIAL PLANT, CHAP 84	8 968	36 652	11 920	513 ORGANIC ACIDS, ETC	72	118	41
703 INDUSTRIAL PLANT, CHAP 85	396	448	163	514 NITROGEN-FUNCTN COMPOUNDS	4 927	7 608	2 615
711 STEAM BOILERS & AUX PLNT	963	1 269	436	515 ORG-INORG COMPOUNDS ETC	762	3 591	1 200
712 STEAM ENGINES, TURBINES	899	6 838	2 484	516 OTHER ORGANIC CHEMICALS	4 567	4 464	1 449
713 INTRNL COMBUS PISTN ENGN	866	3 848	1 302	523 OTHR INORGANIC CHEMICALS	13 130	2 079	707
714 ENGINES & MOTORS NES	27	566	190	524 RADIOACTIVE ETC MATERIAL	769	474	160
716 ROTATING ELECTRIC PLANT	3 579	10 089	3 467	531 SYNT DYE, NAT INDGO, LAKES	3 953	8 577	2 930
718 OTH POWER GENERATG MACHY	27	336	122	532 DYES NES, TANNING PRODS	696	399	134
721 AGRIC MACHY, EXC TRACTORS	5 533	10 369	3 355	541 MEDICINAL ETC PRODUCTS	1 884	2 829	956
722 TRACTORS NON-ROAD	7 473	10 421	3 325	551 ESSENTIAL OIL, PERFUME, ETC	213	1 847	617
723 CIVIL ENGINEERG EQUIP ETC	7 161	6 730	2 288	553 PERFUMERY, COSMETICS, ETC	122	230	80
724 TEXTILE, LEATHER MACHNRY	18 944	41 440	14 382	582 PROD OF CONDENSATION ETC	241	129	42
725 PAPER ETC MILL MACHINERY	6 480	5 924	2 149	598 MISC CHEMICAL PRODS NES	564	196	68
726 PRINTG, BKBDNG MACHY, PTS	1 890	5 826	2 137	611 LEATHER	19 928	125 530	42 373
727 FOOD MACHRY NON-DOMESTIC	1 788	9 747	3 389	612 LEATHER ETC MANUFACTURES	5 743	44 843	15 324
728 OTH MACHY FOR SPCL INDUS	8 372	20 977	7 355	628 RUBBER ARTICLES NES	1 319	770	270
736 MACHINE TOOLS FOR METAL	11 689	30 382	10 901	634 VENEERS PLYWOOD, ETC	1 617	1 537	510
737 METALWORKING MACHRY NES	187	853	307	635 WOOD MANUFACTURES NES	1 396	1 563	537
741 HEATING, COOLING EQUIPMNT	9 115	21 475	7 654	642 ARTICLES OF PAPER ETC	46	207	73
742 PUMPS FOR LIQUIDS ETC	905	4 688	1 608	651 TEXTILE YARN AND THREAD	34 810	12 435	4 293
743 PUMPS NES, CENTRIFUGES ETC	8 126	44 691	14 404	652 COTTON FABRICS, WOVEN	49 015	55 124	17 709
744 MECHANICAL HANDLING EQU	4 935	7 384	2 510	653 WOVN MAN-MADE FIB FABRIC	251	248	75
745 NONELEC MACHY, TOOLS NES	4 442	15 022	5 179	654 OTH WOVEN TEXTILE FABRIC	11 063	30 878	10 549
749 NONELEC MACH PTS, ACC NES	5 363	13 064	4 471	655 KNIT ETC FABRICS	289	855	288
751 OFFICE MACHINES	241	1 085	369	656 LACE, RIBBONS, TULLE, ETC	224	1 000	344
752 AUTOMATIC DATA PROC EQUIP	152	3 448	1 215	657 SPECIAL TEXTILE ETC PROD	72	142	47
759 OFFICE & ADP MCH PTS, ACC	8	315	116	658 TEXTILE ARTICLES NES	25 114	26 557	8 819
761 TELEVISION RECEIVERS	20	90	32	659 FLOOR COVERINGS ETC	95 536	297 880	100 688
763 SOUND RECORDRS, PHONOGRPH	5	109	36	661 CEMENT ETC BUILDING PROD	17 302	1 053	365
764 TELECOM EQPT, PTS, ACC NES	3 929	57 383	19 576	663 OTH NONMETAL MINERAL MFS	400	1 723	588
771 ELECTRIC POWER MACHY NES	1 912	4 593	1 559	665 GLASSWARE	11 763	9 681	3 289
772 SWITCHGEAR ETC & PTS NES	2 649	18 336	6 188	667 PEARL, PREC., SEMI-P STONE	111	66 027	22 496
773 ELECTR DISTRIBUTING MACH	5 704	5 175	1 725	671 PIG IRON ETC	115 898	18 267	6 300
774 ELECTRO-MEDCL, XRAY EQUIP	361	7 341	2 548	672 IRON, STL PRIMARY FORMS	1 099	5 944	2 057
775 HOUSEHOLD TYPE EQUIP NES	572	1 239	418	684 ALUMINIUM	1 370	547	197
776 TRANSISTORS, VALVES, ETC	13	1 021	346	694 STL, COPPR NAILS, NUTS, ETC	1 221	422	146
778 ELECTRICAL MACHINERY NES	7 753	8 523	2 915	695 TOOLS	15 786	15 612	5 285
781 PASS MOTOR VEH EXC BUSES	14 628	31 420	10 748	696 CUTLERY	21	120	41
782 LORRIES, SPCL MTR VEH NES	50 767	61 111	20 723	697 BASE MTL HOUSEHOLD EQUIP	4 277	7 521	2 583
783 ROAD MOTOR VEHICLES NES	13 200	18 217	5 679	699 OTHER METAL MANUFACTURES	2 031	1 452	492
784 MOTOR VEHCL PTS, ACC NES	2 934	5 452	1 952	713 INTRNL COMBUS PISTN ENGN	1 035	2 647	913
786 VEH NES NONMOTR, TRAILERS	603	690	230	714 ENGINES & MOTORS NES	4	517	181
791 RAILWAY VEHICLES	19 920	56 495	21 068	721 AGRIC MACHY, EXC TRACTORS	217	100	35
792 AIRCRAFT	19	2 374	791	724 TEXTILE, LEATHER MACHNRY	2 645	3 687	1 331
793 SHIPS AND BOATS	1 956 539	83 748	30 775	725 PAPER ETC MILL MACHINERY	349	279	102
801 INDUSTRIAL PLANT, CHAP 90	105	3 937	1 349	728 OTH MACHY FOR SPCL INDUS	135	149	51
812 PLUMB, HEATING, LGHTNG EQU	229	1 239	409	736 MACHINE TOOLS FOR METAL	2 606	2 263	797
821 FURNITURE	366	1 617	562	742 PUMPS FOR LIQUIDS ETC	3 889	13 891	4 627
845 OUTERWEAR KNIT NONELASTC	84	536	203	743 PUMPS NES, CENTRIFUGES ETC	141	883	272
851 FOOTWEAR	94	450	176	745 NONELEC MACHY, TOOLS NES	34	161	58
871 OPTICAL INSTRUMENTS	32	1 657	556	749 NONELEC MACH PTS, ACC NES	2 112	2 525	863
872 MEDICAL INSTRUMENTS NES	1 475	11 028	3 743	752 AUTOMATIC DATA PROC EQUIP	85	814	315
873 METERS & COUNTERS NES	871	2 140	710	763 SOUND RECORDRS, PHONOGRPH	4	372	115
874 MEASURING, CONTROLLNG INSTR	1 196	27 318	9 489	764 TELECOM EQPT PTS ACC NES	292	2 593	849
881 PHOTO APPAR & EQUIPT NES	174	1 976	685	771 ELECTRIC POWER MACHY NES	62	280	94
882 PHOTO, CINEMA SUPPLIES	3 859	8 439	2 983	772 SWITCHGEAR ETC & PTS NES	274	979	335
884 OPTICAL GOODS NES		741	258	773 ELECTR DISTRIBUTING MACH	35	177	59
885 WATCHES AND CLOCKS	14	116	39	776 TRANSISTORS, VALVES, ETC	32	638	207
892 PRINTED MATTER	547	1 011	345	778 ELECTRICAL MACHINERY NES	61	634	217
893 ARTICLES OF PLASTIC NES	2 052	2 175	771	784 MOTOR VEHCL PTS, ACC NES	1 583	1 251	428
894 TOYS, SPORTING GOODS ETC	253	960	335	785 MOTOR & OTHER CYCLES ETC	4 361	3 181	1 085
895 OFFICE SUPPLIES NES	764	2 599	898	792 AIRCRAFT	10	409	134
897 GOLD, SILVER WARE, JEWELRY		5 760	1 955	812 PLUMB, HEATING, LGHTNG EQU	833	1 135	399
898 MUSICAL INSTRUMENTS, PTS	86	949	313	821 FURNITURE	395	738	249
899 OTHER MANUFACTURED GOODS	231	935	306	831 TRAVEL GOODS HANDBAGS	4 583	29 820	10 175
951 WAR FIREARMS, AMMUNITION	156	1 192	422	842 MENS OUTERWEAR NOT KNIT	3 485	15 923	5 304
				843 WOMENS OUTERWEAR NONKNIT	26 505	156 961	52 670
				844 UNDERWEAR NOT KNIT	17 204	86 773	29 445
				845 UNDERWEAR KNIT NONELASTC	3 902	17 378	5 624
				846 UNDERWEAR KNITTED	3 035	12 524	4 005
				847 TX'L CLTHNG ACCESRY NES	2 834	12 705	4 401
				848 HEADGEAR NONTX'L CLOTHNG	16 669	70 174	23 538
				851 FOOTWEAR	5 797	18 803	6 079
				872 MEDICAL INSTRUMENTS NES	26	304	111
				874 MEASURING CONTROLLNG INSTR	61	1 076	372
				881 PHOTO APPAR & EQUIPT NES	189	1 249	425
				884 OPTICAL GOODS NES		151	52
INDIA							
IMPORTS	1 855 396	1 471 730	496 734				
036 SHELL FISH FRESH, FROZEN	2 405	2 097	744				
037 FISH ETC PREPD, PRSVD NES	196	213	69				
042 RICE	1 230	338	120				
054 VEG ETC FRSH SMPLY PRSVD	654	242	85				
056 VEGETABLES ETC PRSVD PREPD	4 342	1 829	649				
057 FRUIT, NUTS, FRESH, DRIED	11 044	13 698	4 679				

7 IMPORTS AND EXPORTS (SPECIAL TRADE) BY COUNTRIES OF PRODUCTION AND CONSUMPTION AND BY GROUPS OF THE SITC-REV. II 1985

GROUP DESCRIPTION	DT * 100 KG	1 000 DM	1 000 \$	GROUP DESCRIPTION	DT * 100 KG	1 000 DM	1 000 \$
885 WATCHES AND CLOCKS	9	118	38	703 INDUSTRIAL PLANT, CHAP 85	3 286	39 589	13 473
892 PRINTED MATTER	205	584	195	711 STEAM BOILERS & AUX PLNT	4 290	10 402	3 386
894 TOYS, SPORTING GOODS, ETC	4 300	6 809	2 306	712 STEAM ENGINES, TURBINES	20 518	130 110	45 734
895 OFFICE SUPPLIES NES	125	233	85	713 INTRNL COMBUS PISTN ENGN	15 752	26 481	9 107
896 WORKS OF ART ETC	54	394	139	714 ENGINES & MOTORS NES	8 593	80 092	26 651
897 GOLD, SILVER WARE, JEWELRY	688	7 196	2 485	716 ROTATING ELECTRIC PLANT	25 723	101 806	35 501
898 MUSICAL INSTRUMENTS, PTS	53	124	41	718 OTH POWER GENERATG MACHY	830	3 626	1 255
899 OTHER MANUFACTURED GOODS	812	2 852	972	721 AGRIC MACHY, EXC TRACTORS	125	548	199
941 ZOO ANIMALS, PETS	17	175	62	722 TRACTORS NON-ROAD	71	129	49
951 WAR FIREARMS, AMMUNITION	227	561	194	723 CIVIL ENGINEERS EQUIP ETC	39 953	40 742	14 040
971 GOLD, NON MONETARY NES		99	32	724 TEXTILE, LEATHER MACHNRY	35 795	105 886	36 118
				725 PAPER ETC MILL MACHINERY	13 866	15 352	5 160
EXPORTS	13 256 790	3 377 305	1 157 005	726 PRINTG, BKBINDG MACHY, PTS	4 959	24 339	8 125
022 MILK AND CREAM	187 058	43 097	13 426	727 FOOD MACHRY NON-DOMESTIC	1 124	3 708	1 385
023 BUTTER	16 291	12 854	4 063	728 OTH MACHY FOR, SPCL INDUS	30 714	91 797	31 224
061 SUGAR AND HONEY	1 255 924	55 325	19 786	736 MACHINE TOOLS FOR METAL	40 854	125 723	42 341
081 FEEDING STUFF FOR ANIMLS		193	67	737 METALWORKING MACHNRY NES	17 934	17 470	6 237
112 ALCOHOLIC BEVERAGES	1 839	399	137	741 HEATING, COOLING EQUIPMNT	26 614	64 307	22 214
233 RUBBER, SYNTHETIC, RECLAIMD	20 115	7 615	2 617	742 PUMPS FOR LIQUIDS ETC	5 949	41 637	14 393
247 OTH WOOD ROUGH, SQUARED	2 226	129	49	743 PUMPS NES, CENTRIFUGES ETC	26 650	83 724	29 044
251 PULP AND WASTE PAPER	1 565	273	85	744 MECHANICAL HANDLING EQU	25 220	36 018	12 667
266 SYNTHETIC FIBRE TO SPIN	3 203	1 371	467	745 NONELEC MACHY, TOOLS NES	6 715	24 969	8 256
269 WASTE OF TEXTILE FABRICS	15 754	1 974	705	749 NONELEC MACH PTS, ACC NES	41 493	114 118	39 364
274 SULPHUR ETC	580	97	31	751 OFFICE MACHINES	210	1 400	487
277 NATURAL ABRASIVES NES	47	1 413	440	752 AUTOMTIC DATA PROC EQUIP	204	5 844	2 008
278 OTHER CRUDE MINERALS	5 237	1 238	415	759 OFFICE & ADP MCH PTS ACC	155	2 284	823
282 IRON AND STEEL SCRAP	606 997	18 435	6 054	761 TELEVISION RECEIVERS	80	554	189
287 BASE METAL ORES, CONC NES	5 114	1 289	437	762 RADIO BROADCAST RECEIVRS	14	117	36
288 NONFERR METAL SCRAP NES	29 485	5 873	2 017	763 SOUND RECORDRS, PHONOGRPH	57	1 268	422
291 CRUDE ANIMAL MTRIALS NES	43	153	54	764 TELECOM EQPT, PTS ACC NES	3 480	45 035	15 742
292 CRUDE VEG MATERIALS NES	1 817	1 956	682	771 ELECTRIC POWER MACHY NES	8 341	20 823	7 359
334 PETROLEUM PRODUCTS, REFIN	37 090	10 301	3 509	772 SWITCHGEAR ETC & PTS NES	5 500	51 093	17 725
335 RESIDUAL PETRLM PROD NES	36 749	3 932	1 308	773 ELECTR DISTRIBUTING MACH	10 669	12 843	4 505
431 PROCESD ANML VEG OIL, ETC	3 893	1 113	361	774 ELECTRO-MEDCL, XRAY EQUIP	711	19 054	6 775
511 HYDROCARBONS NES, DERIVS	104 215	10 026	3 277	775 HOUSEHOLD TYPE EQUIP NES	187	1 098	375
512 ALCOHOLS, PHENOLS, ETC	123 030	35 846	12 188	776 TRANSISTORS, VALVES, ETC	4 749	18 746	6 434
513 ORGANIC ACIDS, ETC	299 029	60 800	19 949	778 ELECTRICAL MACHINERY NES	5 461	25 405	8 964
514 NITROGEN-FUNCTN COMPOUNDS	69 117	65 740	22 441	781 PASS MOTOR VEH EXC BUSES	3 339	10 605	3 646
515 ORG-INORG COMPOUNDS ETC	24 856	30 422	10 323	782 LORRIES, SPCL MTR VEH NES	942	1 656	567
516 OTHER ORGANIC CHEMICALS	39 036	32 970	11 261	783 ROAD MOTOR VEHICLES NES	112	180	72
522 INORG ELEMNTS, OXIDES, ETC	45 534	15 919	5 430	784 MOTOR VEHCL PTS, ACC NES	8 378	22 249	7 822
523 OTHR INORGANIC CHEMICALS	102 326	13 406	4 596	785 MOTOR & OTHER CYCLES ETC	322	765	262
524 RADIOACTIVE ETC MATERIAL	12	158	56	786 VEH NES NONMOTR, TRAILERS	1 510	1 949	695
531 SYNTH DYE, NAT INDOGO, LAKES	3 297	12 123	4 187	791 RAILWAY VEHICLES	911	1 707	567
532 DYES NES, TANNING PRODS	23 004	5 503	1 879	792 AIRCRAFT	514	64 891	21 942
533 PIGMENTS, PAINTS, ETC	14 939	8 195	2 706	793 SHIPS AND BOATS	667 433	23 423	8 444
541 MEDICINAL ETC PRODUCTS	3 753	22 117	7 719	801 INDUSTRIAL PLANT, CHAP 90	8	295	96
551 ESSENTL OIL, PERFUME, ETC	408	1 442	495	812 PLUMBG, HEATING, LGHTNG EQU	1 295	2 886	1 030
553 PERFUMERY, COSMETICS, ETC	21	148	51	821 FURNITURE	270	1 066	368
554 SOAPS, CLEANING ETC PREPS	8 314	3 272	1 142	848 HEADGEAR, NONXTL CLOTHNG	11	110	41
562 FERTILIZERS MANUFACTURED	3 321 800	100 730	33 374	871 OPTICAL INSTRUMENTS	162	8 607	2 929
572 EXPLOSIVES, PYROTECH PROD	43	113	41	872 MEDICAL INSTRUMENTS NES	518	14 197	4 918
582 PROD OF CONDENSATION ETC	23 966	16 635	5 696	873 METERS & COUNTERS NES	160	1 450	527
583 PROD OF POLYMERIZING ETC	47 537	19 428	6 603	874 MEASURING, CONTROLLING INSTR	5 608	118 266	40 494
584 CELLULOSE DERIVATIVES ETC	9 616	4 163	1 434	881 PHOTO APPAR & EQUIPT NES	550	9 412	3 178
585 PLASTIC MATERIALS NES	243	560	191	882 PHOTO, CINEMA SUPPLIES	6 761	8 596	2 970
591 PESTICIDES DISINFECTANTS	2 109	370	124	884 OPTICAL GOODS NES	161	6 021	2 014
592 STARCH, INULIN, GLUTEN ETC	323	527	177	885 WATCHES AND CLOCKS	432	4 701	1 623
598 MISC CHEMICAL PRODS NES	83 206	36 152	12 275	892 PRINTED MATTER	2 228	13 202	4 449
605 INDUSTRIAL PLANT CHAP 73	2 057	3 460	1 121	893 ARTICLES OF PLASTIC NES	1 643	4 082	1 454
611 LEATHER	339	247	88	894 TOYS, SPORTING GOODS, ETC	150	1 392	431
612 LEATHER ETC MANUFACTURES	129	346	121	895 OFFICE SUPPLIES NES	433	1 813	625
621 MATERIALS OF RUBBER	872	1 294	435	897 GOLD, SILVER WARE JEWELRY	7	379	136
625 RUBBER TYRES TUBES	298	225	81	898 MUSICAL INSTRUMENTS, PTS	773	4 072	1 469
628 RUBBER ARTICLES NES	10 167	11 866	3 932	899 OTHER MANUFACTURED GOODS	314	1 946	688
634 VENEERS, PLYWOOD, ETC	1 204	515	171	951 WAR FIREARMS, AMMUNITION	27	658	209
641 PAPER AND PAPERBOARD	61 612	32 025	11 096	971 GOLD, NON MONETARY NES		235	77
642 ARTICLES OF PAPER ETC	1 559	1 211	426				
651 TEXTILE YARN AND THREAD	10 762	10 081	3 465	BANGLADESH			
653 WOVN MAN-MADE FIB FABRIC	550	853	292	IMPORTS	151 524	82 122	27 795
654 OTH WOVN TEXTILE FABRIC	31	128	46	011 MEAT FRESH CHILDL, FROZEN	794	764	261
655 KNIT ETC FABRICS	58	103	36	036 SHELL FISH FRESH, FROZEN	5 390	15 345	5 438
656 LACE RIBBONS TULLE, ETC	19	100	34	074 TEA AND MATE	2 406	1 747	594
657 SPECIAL TEXTILE ETC PROD	1 893	8 075	2 826	121 TOBACCO UNMNFCTRD, REFUSE	622	501	154
661 CEMENT ETC BUILDING PROD	102 001	1 482	457	264 JUTE OTH TEX BAST FIBRES	20 088	3 654	1 206
662 CLAY, REFRACTORY BLDG PRD	16 489	4 885	1 724	291 CRUDE ANIMAL MTRIALS NES	1 523	110	38
663 OTH NONMETAL MINERAL MFS	7 818	10 509	3 620	431 PROCESD ANML VEG OIL, ETC	96	87	31
664 GLASS	14 986	5 845	2 013	512 ALCOHOLS PHENOLS ETC	1 000	500	195
665 GLASSWARE	244	875	292	611 LEATHER	758	5 784	1 825
667 PEARL PREC- SEMI-P STONE	183	6 035	2 028	651 TEXTILE YARN AND -THREAD	36 056	11 841	3 890
671 PIG IRON ETC	43 253	14 998	5 004	654 OTH WOVN TEXTILE FABRIC	8 056	2 638	898
672 IRON, STL PRIMARY FORMS	1 052 777	84 587	28 971	658 TEXTILE ARTICLES NES	67 716	19 876	6 798
673 IRON AND STEEL SHAPES	158 389	19 345	6 735	659 FLOOR COVERINGS ETC	450	285	99
674 IRN STL UNIV, PLATE, SHEET	3 207 192	319 460	109 357	831 TRAVEL GOODS HANDBAGS	501	645	212
675 IRON, STEEL HOOP STRIP	108 353	17 283	6 065	842 MENS OUTERWEAR NOT KNIT	484	1 919	641
676 RAILWY RAILS ETC IRN STL	227	84	30	843 WOMENS OUTERWEAR NONKNIT	1 028	3 928	1 386
677 IRN, STL WIRE EXCL W ROD	7 372	3 792	1 277	844 UNDERWEAR NOT KNIT	3 285	9 670	3 155
678 IRON, STL TUBES PIPES, ETC	544 086	123 390	43 735	846 UNDERWEAR KNITTED	55	193	61
679 IRN, STL CASTINGS UNWORKE	826	583	199	847 TXTL CLTHNG ACCESSRYS NES	66	156	49
681 SILVER, PLATINUM, ETC	38	1 202	414	899 OTHER MANUFACTURED GOODS	593	686	241
682 COPPER EXC CEMENT COPPER	52 139	23 839	8 126				
683 NICKEL	1 046	2 862	1 002	EXPORTS	3 457 059	292 707	101 326
684 ALUMINIUM	4 569	5 390	1 874	041 WHEAT ETC UNMILLED	358 233	13 495	5 121
685 LEAD	2 724	517	180	061 SUGAR AND HONEY	66 854	3 605	1 153
686 ZINC	3 957	1 240	415	112 ALCOHOLIC BEVERAGES	1 706	269	91
687 TIN	135	617	203	233 RUBBER, SYNTHETIC, RECLAIMD	324	141	46
689 NON-FER BASE METALS NES	360	3 328	1 114	276 OTHER CRUDE MINERALS	5 463	228	73
691 STRUCTURES AND PARTS NES	6 311	9 284	3 360	292 CRUDE VEG MATERIALS NES	60	109	39
692 METAL TANKS BOXES, ETC	3 036	2 282	790	334 PETROLEUM PRODUCTS, REFIN	9 185	1 804	626
693 WIRE PRODUCTS NON ELECTR	409	811	277	335 RESIDUAL PETRLM PROD NES	8 465	1 194	391
694 STL COPPR NAILS, NUTS, ETC	1 174	2 215	769	431 PROCESD ANML VEG OIL, ETC	372	132	45
695 TOOLS	2 216	12 339	4 260	511 HYDROCARBONS NES DERIVS	613	220	69
696 OTHER METAL MANUFACTURES	12 535	15 995	5 998				
700 INDUSTRIAL PLANT, CHAP 84	73 433	169 649	56 933				

7. IMPORTS AND EXPORTS (SPECIAL TRADE) BY COUNTRIES OF PRODUCTION AND CONSUMPTION AND BY GROUPS OF THE SITC-REV. II 1985

GROUP DESCRIPTION	DT * 100 KG	1 000 DM	1 000 \$	GROUP DESCRIPTION	DT * 100 KG	1 000 DM	1 000 \$
512 ALCOHOLS, PHENOLS, ETC	4 988	1 343	479	893 ARTICLES OF PLASTIC NES	684	147	57
513 ORGANIC ACIDS, ETC	14 477	2 845	934	894 TOYS, SPORTING GOODS, ETC	35	102	36
514 NITROGEN-FUNCTN COMPOUNDS	2 917	2 108	727				
515 ORG-INORG COMPOUNDS ETC	351	2 568	864	SRI LANKA			
516 OTHER ORGANIC CHEMICALS	468	1 559	554				
522 INORG ELEMNTS, OXIDES, ETC	44 957	5 561	1 867	IMPORTS	1 034 161	249 963	85 352
523 OTHR INORGANIC CHEMICALS	9 236	1 892	636				
531 SYNT DYE, NAT INDGO, LAKES	1 835	4 298	1 445	034 FISH FRESH, CHILLED, FROZN	37	605	207
532 DYES NES, TANNING PRODS	12 545	2 297	796	057 FRUIT, NUTS, FRESH, DRIED	71 029	22 096	7 614
533 PIGMENTS, PAINTS, ETC	2 225	1 225	413	058 FRUIT PRESERVED, PREPARED	3 333	987	331
541 MEDICINAL ETC PRODUCTS	3 605	18 474	6 319	071 COFFEE AND SUBSTITUTES	11 407	8 449	2 789
551 ESSENTL OIL, PERFUME, ETC	486	1 387	467	072 COCOA	2 829	1 887	522
554 SOAPS, CLEANING ETC PREPS	2 200	750	266	074 TEA AND MATE	25 252	24 828	8 452
562 FERTILIZERS MANUFACTURED	145 245	7 747	2 488	075 SPICES	2 044	1 511	530
582 PROD OF CONDENSATION ETC	4 215	1 364	449	081 FEEDING STUFF FOR ANIMLS	22 485	772	290
583 PROD OF POLYMERIZING ETC	19 851	5 395	1 813	098 EDIBLE PRODCTS, PREPS NES	136	485	167
584 CELLULOSE DERIVATIVES ETC	262	253	88	223 SEEDS FOR OTH FIXED OILS	6 650	765	269
591 PESTICIDES, DISINFECTANTS	1 930	1 745	572	232 NATURAL RUBBER, GUMS	60 567	15 927	5 388
592 STARCH, INULIN, GLUTEN, ETC	4 863	822	277	245 FUEL WOOD NES, CHARCOAL	2 428	180	65
598 MISC CHEMICAL PRODS NES	4 727	1 956	665	247 OTH WOOD ROUGH SQUARED	961	432	144
641 PAPER AND PAPERBOARD	3 131	947	326	248 WOOD SHAPED	326	1 089	375
642 ARTICLES OF PAPER ETC	1 576	599	201	265 VEG FIBRE, EXCL COTN JUTE	135 617	13 614	4 670
651 TEXTILE YARN AND THREAD	82	138	45	278 OTHER CRUDE MINERALS	2 478	676	230
657 SPECIAL TEXTILE ETC PROD	74	571	199	287 BASE METAL ORES, CONC NES	468 371	5 667	2 030
661 CEMENT ETC BUILDING PROD	723	97	32	292 CRUDE VEG MATERIALS NES	9 580	1 412	466
662 CLAY REFRACTORY BLDG PRD	1 547	343	115	424 FIXED VEG OIL NONSOFT	80 484	15 581	5 589
663 OTH NONMETAL MINERAL MFS	720	534	186	551 ESSENTL OIL PERFUME, ETC	108	632	213
664 GLASS	2 804	381	130	612 LEATHER ETC MANUFACTURES	264	107	40
665 GLASSWARE	256	509	180	625 RUBBER TYRES, TUBES	556	290	108
672 IRON, STL PRIMARY FORMS	4 463	357	142	628 RUBBER ARTICLES NES	3 561	1 426	513
673 IRON AND STEEL SHAPES	7 917	820	264	635 WOOD MANUFACTURES NES	137	302	104
674 IRN, STL UNIV, PLATE, SHEET	23 362	2 770	982	651 TEXTILE YARN AND THREAD	1 321	635	209
675 IRON, STEEL HOOP, STRIP	24 880	2 382	818	658 TEXTILE ARTICLES NES	379	1 187	407
677 IRN STL WIRE EXCL W ROD	1 667	249	90	659 FLOOR COVERINGS ETC	1 724	709	253
678 IRON, STL TUBES, PIPES, ETC	3 402	944	330	666 POTTERY	1 161	1 675	572
682 COPPER EXC CEMENT COPPER	864	623	212	667 PEARL, PREC-, SEMI-P STONE		2 309	773
683 NICKEL	109	243	86	699 OTHER METAL MANUFACTURES	27	492	169
684 ALUMINIUM	1 351	1 223	426	743 PUMPS NES, CENTRIFUGES ETC	25	126	43
685 LEAD	729	141	49	764 TELECOM EQPT, PTS, ACC NES	4	460	159
691 STRUCTURES AND PARTS NES	1 554	1 493	530	792 AIRCRAFT	2	255	83
692 METAL TANKS, BOXES, ETC	94	230	79	793 SHIPS AND BOATS	84 968	2 363	761
693 WIRE PRODUCTS NON ELECTR	2 332	1 061	411	831 TRAVEL GOODS, HANDBAGS	70	233	81
695 TOOLS	917	834	280	842 MENS OUTERWEAR NOT KNIT	9 815	38 250	13 008
697 BASE MTL HOUSEHOLD EQUIP	115	117	39	843 WOMENS OUTERWEAR NONKNIT	7 890	34 243	11 519
699 OTHER METAL MANUFACTURES	1 667	1 204	391	844 UNDERWEAR NOT KNIT	1 621	6 402	2 171
711 STEAM BOILERS & AUX PLNT	545	401	138	845 OUTERWEAR KNIT NONELASTC	457	2 463	865
712 STEAM ENGINES, TURBINES	71	737	276	846 UNDERWEAR KNITTED	4 292	13 902	4 764
713 INTRNL COMBUS PISTN ENGN	986	3 275	1 096	847 TXLT CLTHNG ACCESSRYS NES	2 262	7 663	2 624
714 ENGINES & MOTORS NES	9	138	50	848 HEADGEAR, NONTXLT CLOTHNG	1 116	7 796	2 654
716 ROTATING ELECTRIC PLANT	817	2 325	802	874 MEASURNG, CONTROLNG INSTR		143	46
721 AGRIC MACHY, EXC TRACTORS	419	891	324	892 PRINTED MATTER	93	209	65
723 CIVIL ENGINEERG EQUIP ETC	2 094	1 801	659	893 ARTICLES OF PLASTIC NES	42	122	47
724 TEXTILE, LEATHER MACHNRY	4 020	6 152	2 082	894 TOYS, SPORTING GOODS, ETC	1 061	2 865	958
725 PAPER ETC MILL MACHINERY	318	1 300	467	897 GOLD, SILVER WARE JEWELRY	8	1 279	443
726 PRINTG, BKBINDG MACHY PTS	1 887	2 454	871	899 OTHER MANUFACTURED GOODS	828	515	177
727 FOOD MACHRY NON-DOMESTIC	1 193	1 777	639	941 ZOO ANIMALS, PETS	33	173	58
728 OTH MACHRY FOR SPCL INDUS	943	3 914	1 293				
736 MACHINE TOOLS FOR METAL	1 226	5 224	1 922	EXPORTS	758 712	215 969	74 168
741 HEATING, COOLING EQUIPMNT	2 665	4 174	1 430				
742 PUMPS FOR LIQUIDS ETC	301	1 481	482	022 MILK AND CREAM	2 500	644	207
743 PUMPS NES, CENTRIFUGES ETC	2 204	4 169	1 395	054 VEG ETC FRSH, SMPLY PRSVD	4 801	485	149
744 MECHANICAL HANDLING EQU	1 100	1 888	672	061 SUGAR AND HONEY	39 991	2 036	703
745 NONELEC MACHY, TOOLS NES	125	1 349	445	112 ALCOHOLIC BEVERAGES	2 502	460	151
749 NONELEC MACH PTS, ACC NES	1 247	3 463	1 260	233 RUBBER, SYNTHETIC, RECLAIMD	565	246	89
751 OFFICE MACHINES	131	371	125	248 WOOD SHAPED	3 869	231	80
752 AUTOMTIC DATA PROC EQUIP	8	360	127	263 COTTON	672	258	91
764 TELECOM EQPT, PTS, ACC NES	504	9 715	3 308	273 STONE SAND AND GRAVEL	9 412	258	87
771 ELECTRIC POWER MACHY NES	4 745	5 381	1 712	278 OTHER CRUDE MINERALS	36 119	1 094	366
772 SWITCHGEAR ETC & PTS NES	1 145	5 317	1 721	291 CRUDE ANIMAL MTRIALS NES	27	172	56
773 ELECTR DISTRIBUTING MACH	381	499	168	292 CRUDE VEG MATERIALS, NES	74	90	30
774 ELECTRO-MEDCL, XRAY EQUIP	201	5 285	1 936	334 PETROLEUM PRODUCTS REFIN	4 017	942	304
778 ELECTRICAL MACHINERY NES	1 133	2 149	706	335 RESIDUAL PETRLM PROD NES	4 294	509	184
781 PASS MOTOR VEH EXC BUSES	374	1 303	438	512 ALCOHOLS, PHENOLS, ETC	1 039	291	93
784 MOTOR VEHCL PTS, ACC NES	602	3 131	1 082	513 ORGANIC ACIDS, ETC	6 137	1 250	424
791 RAILWAY VEHICLES	1 849	2 196	751	514 NITROGEN-FUNCTN COMPOUNDS	1 848	1 532	505
793 SHIPS AND BOATS	2 597 598	93 918	33 094	515 ORG-INORG COMPOUNDS ETC	467	510	174
812 PLUMBG HEATING, LGHTNG EQU	21	112	42	516 OTHER ORGANIC CHEMICALS	272	207	71
821 FURNITURE	68	321	106	522 INORG ELEMNTS, OXIDES, ETC	55 889	4 912	1 712
871 OPTICAL INSTRUMENTS	2	112	41	523 OTHR INORGANIC CHEMICALS	11 730	956	319
872 MEDICAL INSTRUMENTS NES	82	1 450	508	531 SYNT DYE, NAT INDGO LAKES	1 238	2 687	937
874 MEASURNG, CONTROLNG INSTR	191	2 559	895	532 DYES NES, TANNING PRODS	2 472	432	146
881 PHOTO APPAR & EQUIP NES	55	849	284	533 PIGMENTS PAINTS, ETC	9 866	2 742	939
882 PHOTO, CINEMA SUPPLIES	504	497	159	541 MEDICINAL ETC PRODUCTS	1 709	5 126	1 806
892 PRINTED MATTER	51	106	35	551 ESSENTL OIL, PERFUME, ETC	65	253	86
893 ARTICLES OF PLASTIC NES	4 452	1 318	414	553 PERFUMERY, COSMETICS ETC	96	135	46
894 TOYS, SPORTING GOODS, ETC	448	453	154	554 SOAPS, CLEANING ETC PREPS	1 626	694	242
895 OFFICE SUPPLIES NES	163	266	90	562 FERTILIZERS MANUFACTURED	382 431	9 950	3 675
898 MUSICAL INSTRUMENTS, PTS	11	106	37	572 EXPLOSIVES PYROTECH PROD	8 735	3 263	1 154
899 OTHER MANUFACTURED GOODS	65	231	79	582 PROD OF CONDENSATION ETC	4 173	1 473	504
				583 PROD OF POLYMERIZING ETC	19 032	5 097	1 726
				591 PESTICIDES DISINFECTANTS	6 267	4 148	1 431
				592 STARCH INULIN, GLUTEN ETC	1 483	240	82
				598 MISC CHEMICAL PRODS NES	4 447	1 709	592
				605 INDUSTRIAL PLANT CHAR 73	14 565	11 881	4 034
				607 INDUSTRIAL PLANT, CHAR 82	241	118	42
				611 LEATHER	95	1 394	458
				612 LEATHER ETC MANUFACTURES	18	166	55
				621 MATERIALS OF RUBBER	134	215	53
				628 RUBBER ARTICLES NES	77	150	73
				634 VENEERS PLYWOOD ETC	2 248	549	184
				635 WOOD MANUFACTURES NES	752	180	63
				641 PAPER AND PAPERBOARD	10 167	2 703	905
				642 ARTICLES OF PAPER ETC	632	723	247
				651 TEXTILE YARN AND THREAD	2 362	3 750	1 343
				652 COTTON FABRICS, WOVEN	2 910	7 465	2 542
			</				

GROUP DESCRIPTION	DT * 100 KG	1 000 DM	1 000 \$	GROUP DESCRIPTION	DT * 100 KG	1 000 DM	1 000 \$
653 WOVN MAN-MADE FIB FABRIC	2 257	6 539	2 344	541 MEDICINAL ETC PRODUCTS	79	385	131
654 OTH WOVEN TEXTILE FABRIC	770	1 696	608	553 PERFUMERY, COSMETICS, ETC	82	124	40
655 KNIT ETC FABRICS	605	1 474	491	562 FERTILIZERS MANUFACTURED	56 640	2 663	1 007
656 LACE, RIBBONS, TULLE, ETC	79	659	220	572 EXPLOSIVES, PYROTECH PROD	46	472	167
657 SPECIAL TEXTILE ETC PROD	1 120	2 315	789	582 PROD OF CONDENSATION ETC	558	143	52
658 TEXTILE ARTICLES NES	146	1 001	364	583 PROD OF POLYMERIZING ETC	24 222	6 029	2 011
659 FLOOR COVERINGS ETC	238	179	64	628 RUBBER ARTICLES NES	34	106	36
663 OTH NONMETAL MINERAL MFS	645	544	180	641 PAPER AND PAPERBOARD	692	142	47
664 GLASS	422	106	36	672 IRON, STL PRIMARY FORMS	18 035	1 257	475
665 GLASSWARE	433	562	189	673 IRON AND STEEL SHAPES	18 548	1 380	480
673 IRON AND STEEL SHAPES	1 435	276	96	684 ALUMINIUM	49	97	35
674 IRN, STL UNIV, PLATE, SHEET	22 220	2 222	794	685 LEAD	690	241	96
675 IRON, STEEL HOOP, STRIP	1 428	281	102	695 TOOLS	56	122	42
677 IRN, STL WIRE EXCL W ROD	1 111	171	57	711 STEAM BOILERS & AUX PLNT	162	254	89
678 IRON, STL TUBES, PIPES, ETC	576	427	148	714 ENGINES & MOTORS NES	36	4 448	1 406
682 COPPER EXC CEMENT COPPER	602	625	219	718 OTH POWER GENERATG MACHY	79	242	79
684 ALUMINIUM	297	355	125	723 CIVIL ENGINEERG EQUIP ETC	81	140	48
691 STRUCTURES AND PARTS NES	2 600	1 098	415	724 TEXTILE LEATHER MACHNRY	67	380	140
693 WIRE PRODUCTS NON ELECTR	251	768	245	726 PRINTG, BKBINDG MACHY, FTS	58	288	93
694 STL, COPPR NAILS, NUTS, ETC	386	207	70	728 OTH MACHY FOR SPCL INDUS	386	1 306	456
695 TOOLS	1 282	1 956	689	736 MACHINE TOOLS FOR METAL	28	126	50
696 CUTLERY	72	356	120	741 HEATING, COOLING EQUIPMNT	2 736	4 386	1 532
697 BASE MTL HOUSEHOLD EQUIP	364	596	199	742 PUMPS FOR LIQUIDS ETC	58	207	75
699 OTHER METAL MANUFACTURES	1 360	881	285	743 PUMPS NES, CENTRIFUGES ETC	85	211	79
700 INDUSTRIAL PLANT, CHAP 84	1 553	5 334	1 693	744 MECHANICAL HANDLING EQL	133	333	126
703 INDUSTRIAL PLANT, CHAP 85	4 360	11 136	3 955	745 NONELEC MACHY TOOLS NES	402	1 364	431
711 STEAM BOILERS & AUX PLNT	178	295	110	749 NONELEC MACH PTS, ACC NES	253	507	169
712 STEAM ENGINES, TURBINES	17	311	110	751 OFFICE MACHINES	19	120	42
713 INTRNL COMBUS PISTN ENGN	254	842	297	764 TELECOM EQPT, PTS, ACC NES	82	2 267	738
716 ROTATING ELECTRIC PLANT	890	1 406	483	771 ELECTRIC POWER MACHY NES	211	186	65
718 OTH POWER GENERATG MACHY	5 073	19 942	6 776	772 SWITCHGEAR ETC & PTS NES	124	452	154
723 CIVIL ENGINEERG EQUIP ETC	1 901	2 266	766	774 ELECTRO-MEDCL, XRAY EQUIP	2	93	34
724 TEXTILE, LEATHER MACHNRY	1 084	3 764	1 303	778 ELECTRICAL MACHINERY NES	42	101	36
725 PAPER ETC MILL MACHINERY	299	803	275	781 PASS MOTOR VEH EXC BUSES	153	364	126
726 PRINTG, BKBINDG MACHY, PTS	835	2 795	946	782 LORRIES, SPCL MTR VEH NES	1 400	250	20
727 FOOD MACHRY NON-DOMESTIC	130	369	124	784 MOTOR VEHCL FTS, ACC NES	99	144	49
728 OTH MACHY FOR SPCL INDUS	2 562	5 606	1 938	872 MEDICAL INSTRUMENTS NES	4	165	57
736 MACHINE TOOLS FOR METAL	522	1 182	409	874 MEASURING, CONTROLNG INSTR	66	895	297
737 METALWORKING MACHNRY NES	173	779	257	881 PHOTO APPAR & EQUIP NES	25	305	96
741 HEATING, COOLING EQUIPMNT	152	812	271	885 WATCHES AND CLOCKS	26	185	52
742 PUMPS FOR LIQUIDS ETC	163	848	291	893 ARTICLES OF PLASTIC NES	352	213	69
743 PUMPS NES, CENTRIFUGES ETC	591	2 132	738	895 OFFICE SUPPLIES NES	86	227	73
744 MECHANICAL HANDLING EQL	522	719	245				
745 NONELEC MACHY, TOOLS NES	518	4 339	1 479	BHUTAN			
749 NONELEC MACH PTS, ACC NES	827	2 286	794				
751 OFFICE MACHINES	68	264	94	IMPORTS	174	83	26
752 AUTOMTIC DATA PROC EQUIP	38	634	224				
759 OFFICE & ADP MCH PTS, ACC	10	110					

7 IMPORTS AND EXPORTS (SPECIAL TRADE) BY COUNTRIES OF PRODUCTION AND CONSUMPTION AND BY GROUPS OF THE SITC-REV. II 1985

GROUP DESCRIPTION	DT * 100 KG	1 000 DM	1 000 \$	GROUP DESCRIPTION	DT * 100 KG	1 000 DM	1 000 \$
673 IRON AND STEEL SHAPES	5 919	1 368	458	653 WOVN MAN-MADE FIB FABRIC	21 804	27 972	9 196
674 IRN, STL UNIV, PLATE, SHEET	3 374	286	92	654 OTH WOVN TEXTILE FABRIC	262	1 238	412
675 IRON, STEEL HOOP, STRIP	1 630	492	158	657 SPECIAL TEXTILE ETC PROD	2 757	1 991	672
678 IRON, STL TUBES, PIPES, ETC	104 651	17 894	5 682	658 TEXTILE ARTICLES NES	5 337	4 200	1 397
679 IRN, STL CASTINGS UNWORKE	5 005	622	189	659 FLOOR COVERINGS ETC	85	297	102
682 COPPER EXC CEMENT COPPER	1 055	558	213	662 CLAY, REFRACTORY BLDG PRD	94 934	12 712	4 223
684 ALUMINIUM	179	221	73	665 GLASSWARE	719	331	113
691 STRUCTURES AND PARTS NES	1 490	1 146	416	666 POTTERY	4 006	898	298
693 WIRE PRODUCTS NON ELECTR	1 094	473	175	667 PEARL, PREC-, SEMI-P STONE	1	30 206	10 257
694 STL, COPPR NAILS, NUTS, ETC	127	102	34	671 PIG IRON ETC	599	204	62
695 TOOLS	1 180	1 269	441	687 TIN	31 890	115 708	38 508
699 OTHER METAL MANUFACTURES	1 388	783	270	696 CUTLERY	129	608	205
700 INDUSTRIAL PLANT, CHAP 84	706	6 207	2 023	697 BASE MTL HOUSEHOLD EQUIP	433	596	200
703 INDUSTRIAL PLANT, CHAP 85	1 033	2 379	779	699 OTHER METAL MANUFACTURES	2 189	3 706	1 231
711 STEAM BOILERS & AUX PLNT	417	252	81	714 ENGINES & MOTORS NES	11	862	288
712 STEAM ENGINES, TURBINES	329	1 981	641	716 ROTATING ELECTRIC PLANT	37	354	135
713 INTRNL COMBUS PISTN ENGN	43	241	80	749 NONELEC MACH PTS, ACC NES	79	4 122	1 293
716 ROTATING ELECTRIC PLANT	291	748	243	752 AUTOMATIC DATA PROC EQUIP	121	4 509	1 736
718 OTH POWER GENERATG MACHY	530	3 868	1 232	759 OFFICE & ADP MCH PTS, ACC	4	180	58
721 AGRIC MACHY, EXC TRACTORS	43	120	39	772 SWITCHGEAR ETC & PTS NES	15	295	114
723 CIVIL ENGINEERG EQUIP ETC	754	1 094	355	774 ELECTRO-MEDCL, XRAY EQUIP	4	111	37
724 TEXTILE, LEATHER MACHNRY	52	698	239	776 TRANSISTORS, VALVES, ETC	249	39 337	13 528
725 PAPER ETC MILL MACHINERY	29	450	149	778 ELECTRICAL MACHINERY NES	121	1 440	478
726 PRINTG, BKBINDG MACHY, PTS	163	896	303	784 MOTOR VEHCL PTS, ACC NES	133	759	268
728 OTH MACHY FOR SPCL INDUS	951	2 576	859	792 AIRCRAFT	14	549	193
736 MACHINE TOOLS FOR METAL	812	3 625	1 211	812 PLUMB, HEATNG, LGHTNG EQU	89	167	57
737 METALWORKING MACHNRY NES	208	1 740	561	821 FURNITURE	7 200	9 027	3 101
741 HEATING, COOLING EQUIPMNT	1 839	8 412	2 770	831 TRAVEL GOODS, HANDBAGS	3 922	21 607	7 352
742 PUMPS FOR LIQUIDS ETC	121	743	236	842 MENS OUTERWEAR NOT KNIT	10 759	31 073	10 316
743 PUMPS NES, CENTRIFUGES ETC	72	416	142	843 WOMENS OUTERWEAR NONKNIT	10 132	44 488	14 751
744 MECHANICAL HANDLING EQU	462	821	287	844 UNDERWEAR NOT KNIT	346	2 192	718
745 NONELEC MACHY, TOOLS NES	314	1 354	487	845 OUTERWEAR KNIT NONELASTC	15 286	59 875	20 501
749 NONELEC MACH PTS, ACC NES	550	1 839	617	846 UNDERWEAR KNITTED	6 002	23 014	7 879
752 AUTOMATIC DATA PROC EQUIP	15	469	155	847 TXTL CLTHNG ACCESRY NES	4 196	7 062	2 343
759 OFFICE & ADP MCH PTS, ACC	1	126	44	848 HEADGEAR NONTXL CLOTHING	9 500	13 713	4 471
764 TELECOM EQPT, PTS, ACC NES	332	3 732	1 331	851 FOOTWEAR	828	2 264	796
771 ELECTRIC POWER MACHY NES	312	760	274	874 MEASURING, CONTROLNG INSTR	5	365	125
772 SWITCHGEAR ETC & PTS NES	760	3 110	1 072	884 OPTICAL GOODS NES	393	4 568	1 579
773 ELECTRIC DISTRIBUTING MACH	693	498	175	885 WATCHES AND CLOCKS	15	1 753	657
774 ELECTRO-MEDCL, XRAY EQUIP	9	91	30	892 PRINTED MATTER	158	139	45
775 HOUSEHOLD TYPE EQUIP NES	45	131	43	893 ARTICLES OF PLASTIC NES	10 297	5 630	1 946
778 ELECTRICAL MACHINERY NES	2 674	1 526	509	894 TOYS, SPORTING GOODS, ETC	1 762	4 645	1 620
781 PASS MOTOR VEH EXC BUSES	245	647	226	896 WORKS OF ART ETC	66	397	132
782 LORRIES, SPCL MTR VEH NES	275	298	91	897 GOLD, SILVER WARE, JEWELRY	92	29 288	10 199
784 MOTOR VEHCL PTS ACC NES	84	394	138	898 MUSICAL INSTRUMENTS, PTS	731	1 176	404
785 MOTOR & OTHER CYCLES ETC	29	105	32	899 OTHER MANUFACTURED GOODS	2 271	4 730	1 564
791 RAILWAY VEHICLES	51	222	68	941 ZOO ANIMALS, PETS	29	383	133
793 SHIPS AND BOATS	110 008	93 014	31 308				
821 FURNITURE	314	209	78	EXPORTS	1 601 975	1 173 948	402 267
872 MEDICAL INSTRUMENTS NES	47	462	155				
874 MEASURING, CONTROLNG INSTR	286	1 167	420	023 BUTTER	1 024	308	101
881 PHOTO APPAR & EQUIP NES	18	150	49	037 FISH ETC PREPD PRSVD NES	8	467	163
882 PHOTO, CINEMA SUPPLIES	38	98	31	048 CEREAL ETC PREPARATIONS	57 524	6 544	2 096
892 PRINTED MATTER	1 039	10 177	3 527	054 VEG ETC FRSH, SMPLY PRSVD	3 088	8 841	2 832
893 ARTICLES OF PLASTIC NES	1 019	467	158	058 FRUIT PRESERVED, PREPARED	180	118	46
895 OFFICE SUPPLIES NES	195	342	113	061 SUGAR AND HONEY	5 864	748	254
899 OTHER MANUFACTURED GOODS	36	191	70	071 COFFEE AND SUBSTITUTES	165	247	80
				072 COCOA	670	378	118
THAILAND				081 FEEDING STUFF FOR ANIMLS	8 758	4 380	1 473
IMPORTS	19 031 752	1 541 954	521 156	098 EDIBLE PRODS, PREPS NES	620	545	195
034 FISH FRESH, CHILLED, FROZN	386	1 280	434	112 ALCOHOLIC BEVERAGES	641	273	94
036 SHELL FISH FRESH, FROZEN	12 115	12 857	4 438	211 HIDES, SKINS, UNDRESSED	521	293	97
037 FISH ETC PREPD PRSVD NES	125 128	67 695	23 465	233 RUBBER, SYNTHTIC, RECLAIMD	7 577	2 799	925
042 RICE	649 846	53 399	18 203	251 PULP AND WASTE PAPER	770	200	69
048 CEREAL ETC PREPARATIONS	1 240	412	138	263 COTTON	325	113	36
054 VEG ETC FRSH, SMPLY PRSVD	16 671 663	525 193	177 332	267 OTHER MAN-MADE FIBRES	568	352	122
056 VEGTBLES ETC PRSVD, PREPD	11 778	2 065	698	273 STONE, SAND AND GRAVEL	3 871	155	56
057 FRUIT, NUTS, FRESH, DRIED	2 102	1 883	665	274 SULPHUR ETC	1 720	375	129
058 FRUIT PRESERVED, PREPARED	276 645	59 444	19 627	278 OTHER CRUDE MINERALS	2 381	347	117
061 SUGAR AND HONEY	324 849	6 346	2 051	292 CRUDE VEG MATERIALS NES	197	342	112
071 COFFEE AND SUBSTITUTES	3 294	2 125	689	324 PETROLEUM PRODUCTS, REFIN	16 894	5 358	1 810
075 SPICES	7 787	6 783	2 280	335 RESIDUAL PETRLM PROD NES	5 577	940	315
081 FEEDING STUFF FOR ANIMLS	7 751	2 117	710	431 PROCESD ANML VEG OIL, ETC	5 545	1 607	544
098 EDIBLE PRODS, PREPS NES	15 642	5 087	1 766	511 HYDROCARBONS NES, DERIVS	11 559	3 613	1 189
121 TOBACCO UNMNFCTRO, REFUSE	75 082	44 522	15 412	512 ALCOHOLS, PHENOLS, ETC	8 313	3 290	1 089
211 HIDES, SKINS, UNDRESSED	433	1 194	398	513 ORGANIC ACIDS, ETC	49 881	12 412	3 994
222 SEEDS FOR 'SOFT' FIXED OIL	920	151	50	514 NITROGEN-FUNCTN COMPOUNDS	11 281	9 399	3 160
232 NATURAL RUBBER, GUMS	186 504	47 818	16 199	515 ORG-INORG COMPOUNDS ETC	3 178	8 801	2 964
248 WOOD SHAPED	183	98	35	516 OTHER ORGANIC CHEMICALS	3 716	2 076	707
263 COTTON	11 059	2 598	877	522 INORG ELEMNTS, OXIDES, ETC	74 055	12 768	4 254
265 VEG FIBRE, EXCL COTN JUTE	5 518	528	193	523 OTHR INORGANIC CHEMICALS	64 452	7 506	2 522
269 WASTE OF TEXTILE FABRICS	94	86	31	531 SYNT DYE, NAT INDGO, LAKES	10 861	26 856	9 040
278 OTHER CRUDE MINERALS	52 126	3 240	1 116	532 DYES NES, TANNING PRODS	13 710	2 560	885
287 BASE METAL ORES, CONC NES	153 466	17 122	5 891	533 PIGMENTS, PAINTS, ETC	31 444	16 502	5 527
288 NONFERR METAL SCRAP NES	8 471	8 803	3 252	541 MEDICINAL ETC PRODUCTS	11 984	53 373	18 172
291 CRUDE ANIMAL MTRIALS NES	4 901	8 790	2 964	551 ESSENTL OIL, PERFUME ETC	560	2 506	874
292 CRUDE VEG MATERIALS NES	16 836	21 950	7 345	553 PERFUMERY, COSMETICS, ETC	952	1 066	359
424 FIXED VEG OIL NONSOFT	5 585	1 222	420	554 SOAPS CLEANING ETC PREPS	15 438	6 125	2 059
431 PROCESD ANML VEG OIL, ETC	12 760	1 642	551	562 FERTILIZERS MANUFACTURED	133 326	4 624	1 532
514 NITROGEN-FUNCTN COMPOUNDS	266	116	37	572 EXPLOSIVES, PYROTECH PROD	120	665	227
583 PROD OF POLYMERIZING ETC	232	101	32	582 PROD OF CONDENSATION ETC	29 553	19 387	6 600
585 PLASTIC MATERIALS NES	10 975	861	267	583 PROD OF POLYMERIZING ETC	48 610	15 715	5 292
592 STARCH, INULIN, GLUTEN, ETC	12 423	903	311	584 CELLULOSE DERIVATIVES ETC	1 186	1 274	424
611 LEATHER	4 621	17 099	5 749	585 PLASTIC MATERIALS NES	542	357	119
612 LEATHER ETC MANUFACTURES	8 580	10 782	3 586	591 PESTICIDES, DISINFECTANTS	23 494	21 848	7 414
621 MATERIALS OF RUBBER	392	126	45	592 STARCH, INULIN, GLUTEN, ETC	29 084	4 250	1 403
625 RUBBER TYRES TUBES	3 344	1 896	668	598 MISC CHEMICAL PRODS NES	57 906	17 626	6 031
628 RUBBER ARTICLES NES	7 714	2 728	935	605 INDUSTRIAL PLANT, CHAP 73	4 844	5 249	1 812
634 VENEERS, PLYWOOD ETC	1 328	1 594	547	611 LEATHER	153	135	48
635 WOOD MANUFACTURES NES	36 069	14 831	5 090	612 LEATHER ETC MANUFACTURES	48	108	34
642 ARTICLES OF PAPER ETC	49	101	32	621 MATERIALS OF RUBBER	758	1 142	389
651 TEXTILE YARN AND THREAD	6 192	2 089	732	625 RUBBER TYRES, TUBES	1 071	968	317
652 COTTON FABRICS, WOVEN	41 659	50 619	16 674	628 RUBBER ARTICLES NES	1 727	3 837	1 346
				633 CORK MANUFACTURES	374	450	157
				634 VENEERS PLYWOOD, ETC	279	174	58

7 IMPORTS AND EXPORTS (SPECIAL TRADE) BY COUNTRIES OF PRODUCTION AND CONSUMPTION AND BY GROUPS OF THE SITC-REV. II 1985

GROUP DESCRIPTION	DT * 100 KG	1 000 DM	1 000 \$	GROUP DESCRIPTION	DT * 100 KG	1 000 DM	1 000 \$
635 WOOD MANUFACTURES NES	1 850	465	156	LAOS			
641 PAPER AND PAPERBOARD	36 264	1 527	3 945				
642 ARTICLES OF PAPER ETC	3 877	3 776	1 279	IMPORTS	3 100	2 085	721
651 TEXTILE YARN AND THREAD	1 202	2 080	708				
652 COTTON FABRICS, WOVEN	525	1 120	366	071 COFFEE AND SUBSTITUTES	2 607	1 982	654
653 WOVN MAN-MADE FIB FABRIC	946	2 024	703	288 NONFERR METAL SCRAP NES	491	91	33
655 KNIT ETC FABRICS	43	195	65				
656 LACE, RIBBONS, TULLE, ETC	111	271	90	EXPORTS	973	1 600	532
657 SPECIAL TEXTILE ETC PROD	1 026	2 780	934				
658 TEXTILE ARTICLES NES	146	712	248	513 ORGANIC ACIDS, ETC	44	154	46
661 CEMENT ETC BUILDING PHUD	349	133	47	563 PROD OF POLYMERIZING ETC	676	255	67
662 CLAY, REFRACTORY BLDG PRD	32 409	6 608	2 226	728 OTH MACHY FOR SPCL INDUS	32	165	61
663 OTH NONMETAL MINERAL MFS	8 387	6 562	2 234	771 ELECTRIC POWER MACHY NES	12	75	30
664 GLASS	20 414	4 844	1 609	872 MEDICAL INSTRUMENTS NES	2	120	46
665 GLASSWARE	2 246	2 308	785	874 MEASURING, CONTROLLING INSTR	22	156	55
667 PEARL, PREC., SEMI-P STONE	43	7 453	2 564				
671 PIG IRON ETC	1 881	398	138	VIETNAM			
672 IRON, STL PRIMARY FORMS	69 417	3 622	1 161				
673 IRON AND STEEL SHAPES	75 027	7 229	2 450	IMPORTS	32 956	15 605	5 345
674 IRN, STL UNIV. PLATE, SHEET	247 781	17 247	5 603				
675 IRON, STEEL HOOP, STRIP	19 044	3 296	1 107	036 SHELL FISH FRESH, FROZEN	1 907	5 629	1 891
676 RAILWAY RAILS ETC IRN, STL	2 194	393	146	054 VEG ETC FRSH, SIMPLY PRSVD	6 015	164	63
677 IRN, STL WIRE EXCL W ROD	1 417	526	177	058 FRUIT PRESERVED, PREPARED	1 688	246	86
678 IRON STL TUBES, PIPES, ETC	6 191	2 044	692	074 TEA AND MATE	405	331	109
681 SILVER PLATINUM, ETC	26	321	110	075 SPICES	1 423	1 060	368
682 COPPER EXC CEMENT COPPER	1 041	1 048	360	222 SEEDS FOR SOFT FIXED OIL	2 444	424	156
683 NICKEL	223	645	229	232 NATURAL RUBBER GUMS	12 658	3 020	1 016
684 ALUMINIUM	3 752	3 967	1 356	291 CRUDE ANIMAL MTRIALS NES	1 392	2 069	712
686 ZINC	1 261	560	196	659 FLOOR COVERINGS ETC	300	1 114	398
691 STRUCTURES AND PARTS NES	4 572	4 457	1 520	678 IRON, STL TUBES, PIPES, ETC	2 884	155	60
692 METAL TANKS, BOXES, ETC	644	2 020	707	848 HEADGEAR, NONTEXT CLOTHNG	260	445	152
693 WIRE PRODUCTS NON ELECTR	2 056	1 466	514	899 OTHER MANUFACTURED GOODS	1 231	754	273
694 STL, COPPR NAILS, NUTS, ETC	369	890	304				
695 TOOLS	3 901	12 250	4 214	EXPORTS	72 921	23 647	7 765
696 CUTLERY	104	866	286				
697 BASE MTL HOUSEHOLD EQUIP	853	912	321	334 PETROLEUM PRODUCTS REFIN	52 466	4 843	1 464
698 OTHER METAL MANUFACTURES	6 597	10 060	3 468	512 ALCOHOLS, PHENOLS, ETC	10 037	1 517	492
700 INDUSTRIAL PLANT, CHAP 84	17 853	50 801	18 227	514 NITROGEN-FUNCTN COMPOUNDS	2 002	1 493	451
703 INDUSTRIAL PLANT, CHAP 85	3 337	9 071	3 258	541 MEDICINAL ETC PRODUCTS	242	865	325
711 STEAM BOILERS & AUX PLNT	6 567	8 162	2 783	591 PESTICIDES, DISINFECTANTS	2 218	1 498	472
712 STEAM ENGINES, TURBINES	120	364	129	651 TEXTILE YARN AND THREAD	485	1 174	414
713 INTRNL COMBUS PISTN ENGN	1 724	7 573	2 593	657 SPECIAL TEXTILE ETC PROD	26	129	51
714 ENGINES & MOTORS NES	20	2 244	771	665 GLASSWARE	27	99	35
716 ROTATING ELECTRIC PLANT	2 751	6 109	2 104	674 IRN, STL UNIV. PLATE, SHEET	305	121	46
721 AGRIC MACHY EXC TRACTORS	652	1 118	382	724 TEXTILE, LEATHER MACHNRY	34	363	126
722 TRACTORS NON-ROAD	2 980	2 998	927	725 PAPER ETC MILL MACHINERY	33	154	55
723 CIVIL ENGINEERS EQUIP ETC	5 781	10 688	3 616	726 PRINTG, BKBINDG MACHY, PTS	10	88	32
724 TEXTILE, LEATHER MACHNRY	7 919	25 225	8 547	728 OTH MACHY FOR SPCL INDUS	18	215	72
725 PAPER ETC MILL MACHINERY	1 227	2 649	918	736 MACHINE TOOLS FOR METAL	51	108	36
726 PRINTG, BKBINDG MACHY PTS	3 635	11 009	3 735	741 HEATING, COOLING EQUIPMNT	170	424	145
727 FOOD MACHRY NON-DOMESTIC	4 022	6 000	1 906	742 PUMPS FOR LIQUIDS ETC	206	370	134
728 OTH MACHY FOR SPCL INDUS	16 222	46 443	15 848	743 PUMPS NES, CENTRIFUGES ETC	13	184	67
736 MACHINE TOOLS FOR METAL	24 752	27 136	9 383	744 MECHANICAL HANDLING EQU	114	220	71
737 METALWORKING MACHNRY NES	243	1 178	395	745 NONELEC MACHY, TOOLS NES	223	2 284	702
741 HEATING, COOLING EQUIPMNT	15 567	27 844	9 521	778 ELECTRICAL MACHINERY NES	485	916	341
742 PUMPS FOR LIQUIDS ETC	1 713	6 719	2 315	781 PASS MOTOR VEH EXC BUSES	98	307	105
743 PUMPS NES CENTRIFUGES ETC	6 338	20 980	7 377	821 FURNITURE	103	230	88
744 MECHANICAL HANDLING EQU	12 461	23 033	7 892	872 MEDICAL INSTRUMENTS NES	181	1 395	478
745 NONELEC MACHY, TOOLS NES	11 241	39 307	13 595	874 MEASURING, CONTROLLING INSTR	15	763	253
749 NONELEC MACH PTS, ACC NES	3 272	11 077	3 819	881 PHOTO APPAR & EQUIPT NES	28	685	221
751 OFFICE MACHINES	2 228	9 658	3 284	893 ARTICLES OF PLASTIC NES	2 273	778	290
752 AUTOMATIC DATA PROC EQUIP	124	1 774	611	898 MUSICAL INSTRUMENTS PTS	13	93	32
759 OFFICE & ADP MCH PTS, ACC	28	786	271				
761 TELEVISION RECEIVERS	634	1 709	606	KAMPUCHEA			
762 RADIO BROADCAST RECEIVRS	21	191	64				
763 SOUND RECORDRS, PHONOGRPH	25	308	108	EXPORTS	231	526	175
764 TELECOM EQPT, PTS, ACC NES	1 016	12 185	3 958				
771 ELECTRIC POWER MACHY NES	5 220	4 916	1 703	781 PASS MOTOR VEH EXC BUSES	91	308	111
772 SWITCHGEAR ETC & PTS NES	3 531	13 826	4 843				
773 ELECTR DISTRIBUTING MACH	370	1 708	607	INDONESIA			
774 ELECTRO-MEDCL XRAY EQUIP	306	6 410	2 072				
775 HOUSEHOLD TYPE EQUIP NES	2 730	3 549	1 334	IMPORTS	7 279 201	1 122 665	382 681
776 TRANSISTORS, VALVES, ETC	229	30 030	10 405				
778 ELECTRICAL MACHINERY NES	6 058	10 677	3 711	011 MEAT FRESH, CHILLD, FROZEN	125	140	48
781 PASS MOTOR VEH EXC BUSES	10 501	23 309	7 921	034 FISH FRESH CHILLED, FROZN	33	629	220
782 LORRIES, SPCL MTR VEH NES	4 833	8 171	2 780	036 SHELL FISH FRESH, FROZEN	1 296	3 529	1 251
783 ROAD MOTOR VEHICLES NES	107	227	78	037 FISH ETC PREPD PRSVD NES	1 855	1 152	389
784 MOTOR VEHCL PTS ACC NES	45 701	63 994	21 844	042 RICE	18 107	1 405	542
786 VEH NES NONMOTR TRAILERS	1 458	1 173	426	054 VEG ETC FRSH, SIMPLY PRSVD	208 814	6 619	2 254
791 RAILWAY VEHICLES	4 973	11 478	4 162	057 FRUIT NUTS FRESH, DRIED	1 972	539	196
792 AIRCRAFT	229	32 227	11 463	058 FRUIT PRESERVED PREPARED	40 322	7 961	2 687
801 INDUSTRIAL PLANT, CHAP 90	11	546	196	061 SUGAR AND HONEY	252 549	4 773	1 614
812 PLUMB G HEATING, LGHTNG EQU	470	1 796	623	071 COFFEE AND SUBSTITUTES	147 832	102 795	34 254
821 FURNITURE	1 723	6 325	2 270	072 COCOA	117 909	77 009	26 717
831 TRAVEL GOODS, HANDBAGS	12	92	31	074 TEA AND MATE	14 646	12 332	4 257
847 TXTL CLTHNG ACCESSRYS NES	13	93	31	075 SPICES	39 826	33 480	11 650
851 FOOTWEAR	31	184	63	081 FEEDING STUFF FOR ANIMLS	2 925 321	94 120	32 264
871 OPTICAL INSTRUMENTS	20	861	287	098 EDIBLE PRODUCTS PREPS NES	272	85	30
872 MEDICAL INSTRUMENTS NES	535	8 621	3 024	112 ALCOHOLIC BEVERAGES	848	462	156
873 METERS & COUNTERS NES	1 339	1 458	515	121 TOBACCO UMMNFCTRD, REFUSE	24 111	22 683	7 797
874 MEASURING CONTROLLING INSTR	1 959	36 603	13 821	211 HIDES, SKINS, UNDRESSED	396	2 008	645
881 PHOTO APPAR & EQUIPT NES	442	2 942	985	232 NATURAL RUBBER GUMS	43. 372	98 806	33 881
882 PHOTO CINEMA SUPPLIES	4 182	6 682	2 188	245 FUEL WOOD NES, CHARCOAL	1 175	99	30
884 OPTICAL GOODS NES	4	486	169	247 OTH WOOD ROUGH, SQUARED	9 027	438	157
885 WATCHES AND CLOCKS	104	1 445	497	248 WOOD SHAPED	287 489	35 596	11 412
892 PRINTED MATTER	1 034	2 164	753	287 BASE METAL ORES, CONC NES	2 573	3 905	1 266
893 ARTICLES OF PLASTIC NES	3 305	5 862	2 046	288 NONFERR METAL SCRAP NES	582	247	87
894 TOYS, SPORTING GOODS, ETC	359	1 468	496	291 CRUDE ANIMAL MTRIALS NES	730	583	211
895 OFFICE SUPPLIES NES	1 662	5 866	1 946	292 CRUDE VEG MATERIALS NES	30 803	11 514	3 867
897 GOLD, SILVER WARE, JEWELRY		623	209	333 CRUDE PETROLEUM	4 449	193	62
898 MUSICAL INSTRUMENTS PTS	881	3 117	1 016	334 PETROLEUM PRODUCTS, REFIN	854 460	44 323	15 845
899 OTHER MANUFACTURED GOODS	327	1 532	518	335 RESIDUAL PETRLM PROD NES	79 486	3 056	1 077
951 WAR FIREARMS AMMUNITION	130	795	620	423 FIXED VEG OILS, SOFT	10 063	2 915	929
				424 FIXED VEG OIL NONSOFT	1 069 823	20 876	68 654
				431 PROCESD ANML VEG OIL, ETC	316 797	40 714	13 549

7 IMPORTS AND EXPORTS (SPECIAL TRADE) BY COUNTRIES OF PRODUCTION AND CONSUMPTION AND BY GROUPS OF THE SITC-REV. II 1985

GROUP DESCRIPTION	DT * 100 KG	1 000 DM	1 000 \$	GROUP DESCRIPTION	DT * 100 KG	1 000 DM	1 000 \$
512 ALCOHOLS, PHENOLS, ETC	775	290	105	662 CLAY REFRACTORY BLDG PRD	150 195	17 866	6 247
514 NITROGEN-FUNCTN COMPOUNDS	2 800	1 100	367	663 OTH NONMETAL MINERAL MFS	42 320	15 826	5 452
541 MEDICINAL ETC PRODUCTS	433	7 199	2 412	664 GLASS	3 448	705	237
55* ESSENT'L OIL, PERFUME ETC	954	3 204	1 086	665 GLASSWARE	3 120	2 822	956
611 LEATHER	2 662	6 357	2 206	666 POTTERY	94	461	163
634 VENEERS, PLYWOOD, ETC	146 624	22 262	7 435	671 PIG IRON ETC	9 445	1 692	585
635 WOOD MANUFACTURES NES	8 943	1 759	602	673 IRON AND STEEL SHAPES	25 386	3 245	1 078
652 COTTON, FABRICS, WOVEN	5 753	6 779	2 187	674 IRN STL UNIV. PLATE SHEET	20 439	2 981	983
653 WOVN MAN-MADE FIB FABRIC	3 178	4 240	1 478	675 IRON, STEEL HOOP, STRIP	6 724	1 562	512
656 LACE, RIBBONS, TULLE, ETC	19	110	36	676 RAILWAY RAILS ETC IRN STL	252	121	38
658 TEXTILE ARTICLES NES	234	470	179	677 IRN, STL WIRE EXCL W ROD	4 327	1 340	461
671 PIG IRON ETC	80 656	27 194	8 975	678 IRON STL TUBES, PIPES, ETC	58 516	10 269	3 654
672 IRON, STL PRIMARY FORMS	3 703	395	139	682 COPPER EXC CEMENT COPPER	8 663	7 494	2 557
684 ALUMINIUM	61 707	18 126	6 937	683 NICKEL	72	353	115
687 TIN	30 485	107 676	36 724	684 ALUMINIUM	6 895	7 371	2 531
695 TOOLS	13	231	78	691 STRUCTURES AND PARTS NES	6 255	9 536	3 066
714 ENGINES & MOTORS NES	2	210	67	692 METAL TANKS, BOXES ETC	3 651	5 546	1 893
742 PUMPS FOR LIQUIDS ETC	1	153	48	693 WIRE PRODUCTS NON ELECTR	617	600	201
759 OFFICE & ADP MCH PTS, ACC	24	1 127	374	694 STL, COPPR NAILS, NUTS, ETC	1 650	1 450	508
776 TRANSISTORS, VALVES, ETC	592	26 996	8 845	695 TOOLS	9 512	15 828	5 251
821 FURNITURE	5 576	3 972	1 411	696 CUTLEPY	543	1 390	461
831 TRAVEL GOODS, HANDBAGS	54	277	91	697 BASE MTL HOUSEHOLD EQUIP	1 947	3 260	1 076
842 MENS OUTERWEAR NOT KNIT	5 493	11 331	3 733	699 OTHER METAL MANUFACTURES	6 885	6 296	2 821
843 WOMENS OUTERWEAR NONKNIT	2 926	10 815	3 625	700 INDUSTRIAL PLANT, CHAP 84	6 250	42 351	14 404
844 UNDERWEAR NOT KNIT	3 993	11 922	3 921	703 INDUSTRIAL PLANT, CHAP 85	12 964	41 061	15 275
845 UNDERWEAR KNIT NONELASTC	2 472	9 660	2 942	711 STEAM BOILERS & AUX PLN	9 051	9 860	3 505
846 UNDERWEAR KNITTED	563	2 146	693	712 STEAM ENGINES, TURBINES	207	4 206	1 439
847 TXTL CLTHNG ACCESSRYS NES	221	470	149	713 INTRNL COMBUS PISTN ENGN	19 281	56 039	18 673
848 HEADGEAR NONTXTL CLOTHNG	4	117	40	714 ENGINES & MOTORS NES	14	761	266
851 FOOTWEAR	367	914	30*	716 ROTATING ELECTRIC PLANT	15 581	35 101	11 974
874 MEASURING CONTROLNG INSTR	7	281	94	718 CTH POWER GENERATG MACHY	181	712	232
893 ARTICLES OF PLASTIC NES	242	357	109	721 AGRIC MACHY, EXC TRACTORS	981	1 612	544
894 TOYS, SPORTING GOODS, ETC	70	264	99	722 TRACTORS NON-ROAD	2 049	2 275	756
895 OFFICE SUPPLIES NES	268	537	181	723 CIVIL ENGINEER EQUIP ETC	3 860	4 423	1 606
896 WORKS OF ART ETC	33	153	52	724 TEXTILE, LEATHER MACHNRY	13 253	43 966	14 650
897 GOLD, SILVER WARE, JEWELRY	12	1 335	455	725 PAPER ETC MILL MACHINERY	2 577	10 655	3 458
898 MUSICAL INSTRUMENTS PTS	1 553	3 540	1 186	726 PRINTG, BKBINDG MACHY, PTS	3 911	16 809	5 591
899 OTHER MANUFACTURED GOODS	119	630	220	727 FOOD MACHRY NON-DOMESTIC	3 155	13 671	4 518
941 ZOO ANIMALS, PETS	104	1 139	384	728 OTH MACHY FOR SPCL INDUS	35 990	114 820	39 363
EXPORTS	1 951 094	1 729 870	588 526	736 MACHINE TOOLS FOR METAL	11 047	21 933	7 364
001 LIVE ANIMALS	53	511	737	737 METALWORKING MACHNRY NES	1 960	5 120	1 775
022 MILK AND CREAM	10 257	2 653	177	741 HEATING COOLING EQUIPMNT	10 597	25 056	8 667
025 EGGS BIRDS, FRESH, PRSRVD	108	171	61	742 PUMPS FOR LIQUIDS ETC	2 336	8 815	3 006
046 WHEAT ETC MEAL OR FLOUR	5 000	280	820	743 PUMPS NES, CENTRIFUGES ETC	5 090	23 048	8 200
048 CEREAL ETC PREPARATIONS	270	142	61	744 MECHANICAL HANDLING EQU	13 626	27 080	9 348
054 VEG ETC FRSH, SMPLY PRSRVD	4 353	613	91	745 NONELEC MACHY, TOOLS NES	13 215	68 640	23 405
058 FRUIT PRESERVED, PREPARED	271	234	46	749 NONELEC MACH PTS, ACC NES	7 444	21 452	7 349
061 SUGAR AND HONEY	21 573	1 896	191	751 OFFICE MACHINES	743	3 007	1 034
081 FEEDING STUFF FOR ANIMLS	5 737	1 218	87	752 AUTOMATIC DATA PROC EQUIP	204	4 909	1 628
098 EDIBLE PRODCTS PREPS NES	2 169	2 487	665	759 OFFICE & ADP MCH PTS, ACC	57	890	316
233 RUBBER SYNTHETIC, RECLAIMD	5 666	1 936	401	761 TELEVISION RECEIVERS	1 539	5 663	1 914
251 PULP AND WASTE PAPER	6 078	1 145	762	762 RADIO BROADCAST RECEIVRS	20	522	190
266 SYNTHETIC FIBRE TO SPIN	391	210	683	763 SOUND RECORDRS PHONOGRPH	5	169	54
273 STONE SAND AND GRAVEL	18 669	467	455	764 TELECOM EQPT, PTS, ACC NES	7 673	154 718	52 009
274 SULPHUR ETC	2 420	263	68	771 ELECTRIC POWER MACHY NES	6 304	8 781	3 072
278 OTHER CRUDE MINERALS	19 265	886	161	772 SWITCHGEAR ETC & PTS NES	8 381	34 255	11 558
292 CRUDE VEG MATERIALS NES	868	1 278	91	773 ELECTR DISTRIBUTING MACH	5 923	4 770	1 551
334 PETROLEUM PRODUCTS, REFIN	7 769	3 247	281	774 ELECTRO-MEDCL, XRAY EQUIP	409	11 830	3 905
335 RESIDUAL PETRLM PROD NES	9 853	1 806	464	775 HOUSEHOLD TYPE EQUIP NES	1 751	3 368	1 168
424 FIXED VEG OIL NONSOFT	8 463	1 832	1 129	776 TRANSISTORS VALVES ETC	79	671	228
431 PROCESO ANML VEG OIL, ETC	4 127	1 265	661	778 ELECTRICAL MACHINERY NES	5 719	19 752	6 657
511 HYDROCARBONS NES, DERIVS	12 927	3 014	637	781 PASS MOTOR VEH EXC BUSES	11 619	23 880	8 334
512 ALCOHOLS, PHENOLS, ETC	18 090	8 203	437	782 LORRIES, SPCL MTR VEH NES	772	1 756	652
513 ORGANIC ACIDS ETC	117 548	22 089	1 048	783 ROAD MOTOR VEHICLES NES	3 086	6 658	2 237
514 NITROGEN-FUNCTN COMPOUNDS	22 406	17 568	2 704	784 MOTOR VEHCL PTS, ACC NES	19 344	35 180	12 326
515 ORG-INORG COMPOUNDS ETC	13 591	33 006	7 322	785 MOTOR & OTHER CYCLES ETC	387	402	133
516 OTHER ORGANIC CHEMICALS	7 986	7 248	6 111	786 VEH NES NONMOTR, TRAILERS	1 866	1 143	379
522 INORG ELEMNTS OXIDES, ETC	293 091	19 859	11 497	791 RAILWAY VEHICLES	2 293	6 459	2 122
523 OTHR INORGANIC CHEMICALS	36 137	6 674	2 479	792 AIRCRAFT	488	38 443	13 924
524 RADIOACTIVE ETC MATERIAL		228	6 759	793 SHIPS AND BOATS	72 242	111 175	35 172
531 SYNT DYE NAT INDOGO, LAKES	15 081	34 498	2 886	801 INDUSTRIAL PLANT CHAP 90	105	1 760	627
532 DYES NES, TANNING PRODS	10 778	1 985	80	812 PLUMBS, HEATNG LGHTNG EQU	580	2 434	823
533 PIGMENTS, PAINTS, ETC	42 681	16 138	12 007	821 FURNITURE	6 424	6 851	2 247
541 MEDICINAL ETC PRODUCTS	4 460	33 995	677	831 TRAVEL GOODS, HANDBAGS	7	140	48
551 ESSENT'L OIL, PERFUME, ETC	4 005	14 694	5 535	842 MENS OUTERWEAR NOT KNIT	5	146	46
553 PERFUMERY COSMETICS, ETC	95	199	11 579	848 HEADGEAR NONTXTL CLOTHNG	15	193	66
554 SOAPS, CLEANING ETC PREPS	18 773	9 247	5 054	851 FOOTWEAR	13	190	61
562 FERTILIZERS MANUFACTURED	93 504	7 197	71	871 OPTICAL INSTRUMENTS	21	750	256
582 PROD OF CONDENSATION ETC	55 236	27 903	3 230	872 MEDICAL INSTRUMENTS NES	815	10 185	3 476
583 PROD OF POLYMERIZING ETC	132 397	37 213	2 410	873 METERS & COUNTERS NES	192	799	284
584 CELLULOSE DERIVATIVES ETC	6 156	3 516	9 492	874 MEASURING, CONTROLNG INSTR	2 169	26 570	8 909
585 PLASTIC MATERIALS NES	3 464	1 625	12 643	881 PHOTO APPAR & EQUIPT NES	230	2 026	671
591 PESTICIDES, DISINFECTANTS	26 300	26 643	1 200	882 PHOTO, CINEMA SUPPLIES	1 851	2 825	960
592 STARCH, INULIN GLUTEN ETC	25 041	4 155	557	884 OPTICAL GOODS NES	57	1 993	698
598 MISC CHEMICAL PRODS NES	73 970	25 230	9 263	885 WATCHES AND CLOCKS	117	1 118	400
605 INDUSTRIAL PLANT CHAP 73	866	3 334	1 430	892 PRINTED MATTER	628	1 978	655
612 LEATHER ETC MANUFACTURES	28	152	870	893 ARTICLES OF PLASTIC NES	3 294	4 932	1 700
621 MATERIALS OF RUBBER	2 353	2 262	1 149	894 TOYS SPORTING GOODS ETC	798	1 495	518
625 RUBBER TYRES, TUBES	434	448	55	895 OFFICE SUPPLIES NES	3 418	8 939	3 106
628 RUBBER ARTICLES NES	888	2 158	750	897 GOLD SILVER WARE, JEWELRY		225	81
635 WOOD MANUFACTURES NES	1 137	476	156	898 MUSICAL INSTRUMENTS PTS	502	2 446	837
641 PAPER AND PAPERBOARD	17 486	6 536	740	899 OTHER MANUFACTURED GOODS	585	1 604	571
642 ARTICLES OF PAPER ETC	4 048	3 500	179	951 WAR FIREARMS AMMUNITION	56	1 020	384
651 TEXTILE YARN AND THREAD	2 04*	1 590	2 255				
652 COTTON FABRICS, WOVEN	8*	250	1 237	MALAYSIA			
653 WOVN MAN-MADE FIB FABRIC	369	1 039	592	IMPORTS	7 459 220	1 937 676	659 437
654 OTH WOVEN TEXTILE FABRIC	56	128	86				
655 KNIT ETC FABRICS	105	336	41	037 FISH ETC PREPD PRSRVD NES	4 955	4 259	1 474
656 LACE, RIBBONS TULLE ETC	63	159	108	057 FRUIT NUTS, FRESH DRIED	7 808	1 902	705
657 SPECIAL TEXTILE ETC PROD	713	2 397	59	058 FRUIT PRESERVED PREPARED	40 108	10 856	3 666
658 TEXTILE ARTICLES NES	25	107	802	071 COFFEE AND SUBSTITUTES	2 070	1 630	531
659 FLOOR COVERINGS ETC	188	199	36	072 COCOA	186 922	134 705	46 450
661 CEMENT ETC BUILDING PROD	424	247	64	075 SPICES	25 418	24 636	8 423
			81	081 FEEDING STUFF FOR ANIMLS	1 694 676	52 164	18 162

7 IMPORTS AND EXPORTS (SPECIAL TRADE) BY COUNTRIES OF PRODUCTION AND CONSUMPTION AND BY GROUPS OF THE SITC-REV. II 1985

GROUP DESCRIPTION	DT * 100 KG	1 000 DM	1 000 \$	GROUP DESCRIPTION	DT * 100 KG	1 000 DM	1 000 \$
223 SEEDS FOR OTH FIXED OILS	163 625	17 527	6 401	424 FIXED VEG OIL NONSOFT	1 050	256	94
232 NATURAL RUBBER, GUMS	1 287 437	327 587	111 199	431 PROCESD ANML VEG OIL, ETC	2 023	711	241
233 RUBBER, SYNTHETIC, RECLAIMD	527	119	41	511 HYDROCARBONS NES, DERIVS	8 169	2 706	916
245 FUEL WOOD NES, CHARCOAL	19 501	158	54	512 ALCOHOLS, PHENOLS, ETC	4 266	1 944	643
246 PULPWOOD, CHIPS, WOODWASTE	1 054	121	43	513 ORGANIC ACIDS, ETC	37 970	6 845	2 483
247 OTH WOOD ROUGH, SQUARED	17 879	1 197	397	514 NITROGEN-FUNCTN COMPOUNDS	10 842	7 437	2 537
248 WOOD SHAPED	1 775 845	210 550	71 990	515 ORG-INORG COMPOUNDS ETC	6 822	9 037	3 002
287 BASE METAL ORES, CONC NES	19 679	316	111	516 OTHER ORGANIC CHEMICALS	3 562	1 495	510
288 NONFERR METAL SCRAP NES	14 646	3 418	1 048	522 INORG ELEMNTS, OXIDES, ETC	29 985	5 917	1 982
289 PREC METAL ORE, WASTE NES	3	205	68	523 OTHR INORGANIC CHEMICALS	29 917	3 731	1 255
252 CRUDE VEG MATERIALS NES	14 156	1 088	384	531 SYNT DYE, NAT INDGO LAKES	3 409	9 298	3 136
334 PETROLEUM PRODUCTS, REFIN	252 180	17 278	6 692	532 DYES NES, TANNING PRODS	5 005	1 016	347
424 FIXED VEG OIL NONSOFT	707 358	148 610	49 082	533 PIGMENTS, PAINTS, ETC	12 060	5 878	2 000
431 PROCESD ANML VEG OIL, ETC	764 028	109 629	37 826	541 MEDICINAL ETC PRODUCTS	4 777	25 675	8 809
512 ALCOHOLS, PHENOLS, ETC	35 116	7 718	2 611	551 ESSENTL OIL, PERFUME, ETC	146	443	153
513 ORGANIC ACIDS, ETC	1 790	671	218	553 PERFUMERY, COSMETICS, ETC	2 908	3 415	1 165
541 MEDICINAL ETC PRODUCTS	334	1 865	650	554 SOAPS, CLEANING ETC PREPS	11 997	4 112	1 394
551 ESSENTL OIL, PERFUME, ETC	18	103	35	562 FERTILIZERS MANUFACTURED	743 598	23 508	7 731
563 PROD OF POLYMERIZING ETC	723	319	111	572 EXPLOSIVES, PYROTECH PROD	785	2 418	874
598 MISC CHEMICAL PRODS NES	145 350	40 769	13 759	582 PROD OF CONDENSATION ETC	16 608	7 700	2 639
621 MATERIALS OF RUBBER	3 254	1 970	681	583 PROD OF POLYMERIZING ETC	74 309	19 465	6 556
625 RUBBER TYRES, TUBES	226	231	79	584 CELLULOSE DERIVATIVES ETC	692	524	176
628 RUBBER ARTICLES NES	3 841	2 262	777	585 PLASTIC MATERIALS NES	263	157	53
634 VENEERS, PLYWOOD, ETC	34 069	6 652	2 228	591 PESTICIDES, DISINFECTANTS	13 169	12 585	4 174
635 WOOD MANUFACTURES NES	37 826	7 642	2 659	592 STARCH, INULIN, GLUTEN, ETC	11 868	1 393	489
642 ARTICLES OF PAPER ETC	116	105	33	598 MISC CHEMICAL PRODS NES	87 756	24 706	8 815
651 TEXTILE YARN AND THREAD	6 732	6 936	2 313	605 INDUSTRIAL PLANT CHAP 73	2 448	1 820	583
652 COTTON FABRICS, WOVEN	4 851	5 987	2 033	611 LEATHER	172	216	72
653 WOVN MAN-MADE FIB FABRIC	10 221	15 967	5 216	613 FUR SKINS TANNED, DRESSED	78	848	299
656 LACE RIBBONS, TULLE, ETC	39	198	69	621 MATERIALS OF RUBBER	643	786	261
657 SPECIAL TEXTILE ETC PROD	381	1 584	557	625 RUBBER TYRES, TUBES	533	719	237
658 TEXTILE ARTICLES NES	584	3 575	1 167	628 RUBBER ARTICLES NES	1 787	3 318	1 134
664 GLASS	1 565	6 142	2 116	634 VENEERS, PLYWOOD, ETC	336	102	34
666 POTTERY	63	851	285	635 WOOD MANUFACTURES NES	1 036	475	159
667 PEARL, PREC- SEMI-P STONE	33 948	778	256	641 PAPER AND PAPERBOARD	44 440	10 158	3 412
687 TIN	9 057	114 744	40 000	642 ARTICLES OF PAPER ETC	6 956	4 757	1 603
694 STL COPPR NAILS, NUTS, ETC	22	289	770	651 TEXTILE YARN AND THREAD	1 337	3 133	1 034
695 TOOLS	468	121	46	652 COTTON FABRICS, WOVEN	172	627	204
699 OTHER METAL MANUFACTURES	369	718	241	653 WOVN MAN-MADE FIB FABRIC	2 146	3 359	1 176
714 ENGINES & MOTORS NES	12	47 585	16 003	654 OTH WOVEN TEXTILE FABRIC	102	298	96
716 ROTATING ELECTRIC PLANT	19	124	40	655 KNIT ETC FABRICS	113	399	131
726 PRINTG, BKBINDG MACHY, PTS	50	138	44	656 LACE RIBBONS, TULLE, ETC	180	408	141
728 OTH MACHY FOR SPCL INDUS	238	350	115	657 SPECIAL TEXTILE ETC PROD	956	1 763	606
741 HEATING COOLING EQUIPMNT	4	175	59	658 TEXTILE ARTICLES NES	108	324	114
742 PUMPS FOR LIQUIDS ETC	6	139	44	661 CEMENT ETC BUILDING PROD	695	169	63
743 PUMPS NES, CENTRIFUGES ETC	10	118	41	662 CLAY, REFRACTORY BLDG PRD	63 457	8 621	2 951
745 NONELEC MACHY, TOOLS NES	126	155	50	663 OTH NONMETAL MINERAL MFS	3 279	4 892	1 686
749 NONELEC MACH PTS, ACC NES	110	8 588	2 810	664 GLASS	10 145	4 550	1 556
759 OFFICE & ADP MCH PTS, ACC	23 194	110 325	37 257	665 GLASSWARE	1 245	1 594	539
762 RADIO BROADCAST RECEIVRS	1 294	5 571	1 882	666 POTTERY	838	1 989	695
763 SOUND RECORDRS, PHONOGRPH	606	5 421	1 853	667 PEARL, PREC- SEMI-P STONE	663	209	78
764 TELECOM EQPT, PTS, ACC NES	888	5 031	1 680	671 PIG IRON ETC	809	143	48
771 ELECTRIC POWER MACHY NES	2 530	23 327	7 938	672 IRON, STL PRIMARY FORMS	473 609	28 530	9 260
772 SWITCHGEAR ETC & PTS NES	64	773	248	673 IRON AND STEEL SHAPES	21 142	2 373	818
773 ELECTR DISTRIBUTING MACH	948	3 026	1 010	674 IRN, STL UNIV, PLATE, SHEET	2 740	452	155
775 HOUSEHOLD TYPE EQUIP NES	4 151	248 483	83 530	675 IRON, STEEL HOOP, STRIP	3 262	1 119	394
776 TRANSISTORS, VALVES ETC	982	15 576	5 287	676 RAILWY RAILS ETC IRN, STL	2 199	1 320	472
778 ELECTRICAL MACHINERY NES	26	121	40	677 IRN, STL WIRE EXCL W ROD	1 693	468	159
781 PASS MOTOR VEH EXC BUSES	792	486	147	678 IRON, STL TUBES, PIPES, ETC	26 209	4 862	1 700
783 ROAD MOTOR VEHICLES NES	2	658	234	679 IRN STL CASTINGS UNWORKE	434	184	64
792 AIRCRAFT	47 041	1 575	565	681 SILVER, PLATINUM, ETC	4	211	68
793 SHIPS AND BOATS	123	154	56	682 COPPER EXC CEMENT COPPER	8 071	5 837	2 056
821 FURNITURE	101	181	54	684 ALUMINIUM	9 754	8 452	2 864
831 TRAVEL GOODS, HANDBAGS	1 741	5 686	1 873	687 TIN	32	131	45
842 MENS OUTERWEAR NOT KNIT	1 467	5 504	1 793	691 STRUCTURES AND PARTS NES	5 702	5 984	2 115
843 WOMENS OUTERWEAR NONKNIT	1 503	7 193	2 344	692 METAL TANKS, BOXES, ETC	145	217	78
844 UNDERWEAR NOT KNIT	1 467	6 681	2 267	693 WIRE PRODUCTS NON ELECTR	1 873	2 024	689
845 UNDERWEAR KNIT NONELASTC	645	5 173	1 685	694 STL, COPPR NAILS, NUTS, ETC	3 935	1 893	661
846 UNDERWEAR KNITTED	4 189	25 049	8 542	695 TOOLS	2 316	6 849	2 342
847 TXTL CLTHNG ACCSRY NES	17 625	25 112	8 487	696 CUTLERY	255	1 652	556
848 HEADGEAR NONTXTL CLOTHING	598	941	308	697 BASE MTL HOUSEHOLD EQUIP	866	4 180	1 408
851 FOOTWEAR	5 043	40 215	13 901	699 OTHER METAL MANUFACTURES	5 287	6 377	2 205
872 MEDICAL INSTRUMENTS NES	76	2 575	887	700 INDUSTRIAL PLANT CHAP 84	2 843	14 056	4 924
874 MEASURING, CONTROLLING INSTR	135	1 607	504	703 INDUSTRIAL PLANT CHAP 85	346	1 611	543
881 PHOTO APPAR & EQUIP NES	15	137	47	711 STEAM BOILERS & AUX PLNT	137	489	169
884 OPTICAL GOODS NES	119	2 527	860	712 STEAM ENGINES, TURBINES	762	2 003	658
885 WATCHES AND CLOCKS	1 979	1 988	647	713 INTRNL COMBUS PISTN ENGN	2 120	7 301	2 410
893 ARTICLES OF PLASTIC NES	2 903	4 439	1 543	714 ENGINES & MOTORS NES	503	84 557	28 288
894 TOYS, SPORTING GOODS, ETC	619	1 316	454	716 ROTATING ELECTRIC PLANT	789	2 615	920
895 OFFICE SUPPLIES NES	697	1 096	365	718 OTH POWER GENERATG MACHY	75	240	78
897 GOLD SILVER WARE, JEWELRY	734	5 331	1 871	721 AGRIC MACHY, EXC TRACTORS	2 698	2 819	1 059
898 MUSICAL INSTRUMENTS, PTS	18	432	143	722 TRACTORS NON-ROAD	1 503	1 198	389
941 ZDD ANIMALS, PETS	3	437	144	723 CIVIL ENGINEERG EQUIP ETC	6 514	5 679	2 028
971 GOLD NON MONETARY NES	30	253	87	724 TEXTILE, LEATHER MACHNRY	1 361	6 689	2 255
EXPORTS	2 741 459	1 052 013	356 847	725 PAPER ETC MILL MACHINERY	1 477	5 645	1 958
001 LIVE ANIMALS	11 767	1 676	570	726 PRINTG, BKBINDG MACHY, PTS	2 870	11 670	3 966
048 CEREAL ETC PREPARATIONS	548	92	30	727 FOOD MACHRY NON-DOMESTIC	761	2 867	1 018
061 SUGAR AND HONEY	265	194	66	728 OTH MACHY FOR SPCL INDUS	12 522	45 970	15 519
062 SUGAR PREPS NON-COCOA	284	772	252	736 MACHINE TOOLS FOR METAL	3 567	13 055	4 358
071 COFFEE AND SUBSTITUTES	147	231	81	737 METALWORKING MACHNRY NES	405	4 180	1 444
075 SPICES	12 613	2 408	832	741 HEATING, COOLING EQUIPMNT	4 233	12 394	4 400
081 FEEDING STUFF FOR ANIMLS	900	445	155	742 PUMPS FOR LIQUIDS ETC	3 111	5 447	1 858
088 EDIBLE PRODCTS PREPS NES	1 478	710	240	743 PUMPS NES, CENTRIFUGES ETC	3 689	11 203	3 835
112 ALCOHOLIC BEVERAGES	8 726	2 871	966	744 MECHANICAL HANDLING EQU	9 893	16 378	5 538
233 RUBBER, SYNTHETIC RECLAIMD	437	237	71	745 NONELEC MACHY TOOLS NES	5 912	27 522	9 538
266 SYNTHETIC FIBRE TO SPIN	17 554	587	198	749 NONELEC MACH PTS, ACC NES	3 660	13 975	4 726
273 STONE, SAND AND GRAVEL	5 370	307	106	751 OFFICE MACHINES	789	3 032	1 030
274 SULPHUR ETC	613 986	14 260	4 868	752 AUTOMTIC DATA PROC EQUIP	312	6 682	2 248
278 OTHER CRUDE MINERALS	73	134	44	759 OFFICE & ADP MCH PTS ACC	85	1 053	365
292 CRUDE VEG MATERIALS NES	5 673	1 611	564	761 TELEVISION RECEIVERS	1 354	4 426	1 456
334 PETROLEUM PRODUCTS, REFIN	6 410	796	269	762 RADIO BROADCAST RECEIVRS	334	4 934	1 704
335 RESIDUAL PETRLM PROD NES				763 SOUND RECORDRS, PHONOGRPH	42	541	205
				764 TELECOM EQPT, PTS, ACC NES	1 242	13 456	4 537
				771 ELECTRIC POWER MACHY NES	7 122	7 208	2 423
				772 SWITCHGEAR ETC & PTS NES	3 833	19 130	6 559

7 IMPORTS AND EXPORTS (SPECIAL TRADE) BY COUNTRIES OF PRODUCTION AND CONSUMPTION AND BY GROUPS OF THE SITC-REV. II 1985

GROUP DESCRIPTION	DT * 100 KG	1 000 DM	1 000 \$	GROUP DESCRIPTION	DT * 100 KG	1 000 DM	1 000 \$
773 ELECTR DISTRIBUTING MACH	20 520	9 209	3 298	553 PERFUMERY, COSMETICS, ETC	28	88	31
774 ELECTRO-MEDCL, XRAY EQUIP	143	2 781	970	572 EXPLOSIVES, PYROTECH PROD	288	358	112
775 HOUSEHOLD TYPE EQUIP NES	2 136	4 289	1 444	583 PROD OF POLYMERIZING ETC	123	294	100
776 TRANSISTORS, VALVES, ETC	4 720	74 906	25 410	590 MISC CHEMICAL PRODS NES	193	164	57
778 ELECTRICAL MACHINERY NES	9 062	22 682	7 751	611 LEATHER	6	229	70
781 PASS MOTOR VEH EXC BUSES	27 367	58 776	18 975	621 MATERIALS OF RUBBER	289	123	45
782 LORRIES, SPCL MTR VEH NES	5 247	6 743	2 287	625 RUBBER TYRES, TUBES	201	729	238
783 ROAD MOTOR VEHICLES NES	4 603	5 269	1 866	628 RUBBER ARTICLES NES	488	1 088	368
784 MOTOR VEHCL PTS, ACC NES	25 972	49 897	16 926	634 VENEERS, PLYWOOD, ETC	27 193	6 570	2 251
786 VEH NES NONMOTR, TRAILERS	2 818	2 101	690	635 WOOD MANUFACTURES NES	24 915	6 737	2 259
791 RAILWAY VEHICLES	26	138	49	642 ARTICLES OF PAPER ETC	1 424	1 239	433
792 AIRCRAFT	10	2 026	687	651 TEXTILE YARN AND THREAD	1 184	923	305
812 PLUMB, HEATING, LGHTNG EQU	894	3 497	1 199	667 PEARL, PREC., SEMI-P STONE		336	108
821 FURNITURE	3 420	3 746	1 269	678 IRON, STL TUBES, PIPES, ETC	145	200	66
831 TRAVEL GOODS, HANDBAGS	71	383	135	681 SILVER, PLATINUM, ETC	3	220	80
842 MENS OUTERWEAR NOT KNIT	17	253	87	684 ALUMINIUM	17	156	53
843 WOMENS OUTERWEAR NONKNIT	16	278	89	687 TIN	1 723	6 008	2 059
845 OUTERWEAR KNIT NONELASTC	20	220	74	694 STL, COPPR NAILS, NUTS, ETC	19 030	12 207	4 129
846 UNDERWEAR KNITTED	13	202	70	695 TOOLS	529	7 724	2 612
847 TKTL CLTHNG ACCESSRYS NES	24	105	34	696 CUTLERY	2 136	14 149	4 812
848 HEADGEAR, NONTKTL CLOTHNG	26	248	85	697 BASE MTL HOUSEHOLD EQUIP	2 189	4 321	1 474
851 FOOTWEAR	480	3 773	1 322	699 OTHER METAL MANUFACTURES	8 056	12 996	4 426
871 OPTICAL INSTRUMENTS	26	1 752	638	713 INTRNL COMBUS PISTN ENGN	445	1 700	591
872 MEDICAL INSTRUMENTS NES	1 256	10 939	3 740	714 ENGINES & MOTORS NES	169	24 253	8 875
873 METERS & COUNTERS NES	36	296	104	716 ROTATING ELECTRIC PLANT	6 679	11 289	4 032
874 MEASURING, CONTROLLING INSTR	1 583	17 566	6 025	723 CIVIL ENGINEER EQUIP ETC	95	174	62
881 PHOTO APPAR & EQUIPT NES	284	2 432	810	724 TEXTILE, LEATHER MACHNRY	3 105	14 990	5 184
882 PHOTO, CINEMA SUPPLIES	3 121	4 446	1 511	725 PAPER ETC MILL MACHINERY	9	176	62
884 OPTICAL GOODS NES	3	508	173	728 OTH MACHY FOR SPCL INDUS	98	1 573	558
885 WATCHES AND CLOCKS	104	1 105	408	736 MACHINE TOOLS FOR METAL	1 402	3 666	1 281
892 PRINTED MATTER	767	1 603	560	741 HEATING, COOLING EQUIPMNT	2 774	11 252	4 099
893 ARTICLES OF PLASTIC NES	3 598	6 060	2 051	743 PUMPS NES, CENTRIFUGES ETC	25 177	15 604	5 385
894 TOYS, SPORTING GOODS, ETC	560	1 188	412	749 NONELEC MACH PTS, ACC NES	1 931	19 033	6 533
895 OFFICE SUPPLIES NES	2 975	6 085	2 068	751 OFFICE MACHINES	1 103	6 527	2 106
897 GOLD, SILVER WARE, JEWELRY		909	304	752 AUTOMATIC DATA PROC EQUIP	1 052	46 439	16 160
898 MUSICAL INSTRUMENTS, PTS	218	1 425	492	759 OFFICE & ADP MCH PTS, ACC	3 369	136 712	47 590
899 OTHER MANUFACTURED GOODS	1 287	1 909	650	761 TELEVISION RECEIVERS	10 666	39 510	13 856
901 WAR FIREARMS, AMMUNITION	151	758	271	762 RADIO BROADCAST RECEIVRS	14 379	61 098	21 011
971 GOLD, NON MONETARY NES		327	115	763 SOUND RECORDERS, PHONOGRPH	1 622	14 607	5 065
				764 TELECOM EQPT, PTS, ACC NES	2 328	33 312	11 406
BRUNEI				771 ELECTRIC POWER MACHY NES	1 924	7 379	2 584
IMPORTS	530	1 899	689	772 SWITCHGEAR ETC & PTS NES	6 703	72 691	24 750
714 ENGINES & MOTORS NES	26	726	254	773 ELECTR DISTRIBUTING MACH	481	3 283	1 120
743 PUMPS NES CENTRIFUGES ETC	11	146	49	774 ELECTRO-MEDCL, XRAY EQUIP	11	141	48
792 AIRCRAFT	6	764	300	775 HOUSEHOLD TYPE EQUIP NES	9 975	23 567	7 951
EXPORTS	39 361	18 637	6 357	776 TRANSISTORS, VALVES, ETC	1 559	155 206	52 713
111 NON-ALCOHL BEVERAGES NES	25 587	2 881	944	778 ELECTRICAL MACHINERY NES	4 962	44 923	15 312
233 RUBBER, SYNTHETIC, RECLAIMD	336	77	30	781 PASS MOTOR VEH EXC BUSES	26	183	51
641 PAPER AND PAPERBOARD	1 045	258	91	785 MOTOR & OTHER CYCLES ETC	1 569	1 805	591
658 TEXTILE ARTICLES NES	1	93	37	792 AIRCRAFT	129	6 177	2 169
662 CLAY, REFRACTORY BLDG PRD	5 177	701	228	793 SHIPS AND BOATS	65 105	60 356	19 051
665 GLASSWARE	4	118	47	821 FURNITURE	444	313	100
666 POTTERY	14	167	64	831 TRAVEL GOODS, HANDBAGS	3 571	1 838	602
691 STRUCTURES AND PARTS NES	706	802	280	842 MENS OUTERWEAR NOT KNIT	4 747	18 604	6 264
694 STL, COPPR NAILS, NUTS, ETC	345	123	37	843 WOMENS OUTERWEAR NONKNIT	2 981	14 728	4 777
696 CUTLERY	3	93	37	844 UNDERWEAR NOT KNIT	854	3 734	1 232
712 STEAM ENGINES, TURBINES	8	265	96	845 OUTERWEAR KNIT NONELASTC	4 864	23 109	7 733
716 ROTATING ELECTRIC PLANT	151	474	178	846 UNDERWEAR KNITTED	2 093	11 694	3 849
722 TRACTORS NON-ROAD	51	150	45	847 TKTL CLTHNG ACCESSRYS NES	97	505	162
723 CIVIL ENGINEER EQUIP ETC	150	263	97	871 OPTICAL INSTRUMENTS	46	5 149	1 718
726 PRINTG, SKINDNG MACHY, PTS	116	363	111	872 MEDICAL INSTRUMENTS NES	11	192	65
742 PUMPS FOR LIQUIDS ETC	15	409	146	874 MEASURING, CONTROLLING INSTR	511	11 286	3 852
743 PUMPS NES, CENTRIFUGES ETC	103	883	295	881 PHOTO APPAR & EQUIPT NES	203	2 750	926
744 MECHANICAL HANDLING EQU	716	1 125	375	882 PHOTO, CINEMA SUPPLIES	7	93	36
745 NONELEC MACHY, TOOLS NES	70	422	150	884 OPTICAL GOODS NES	107	1 248	426
749 NONELEC MACH PTS, ACC NES	52	267	95	885 WATCHES AND CLOCKS	489	3 660	1 256
772 SWITCHGEAR ETC & PTS NES	19	278	99	892 PRINTED MATTER	2 456	3 056	1 044
774 ELECTRO-MEDCL, XRAY EQUIP	20	233	82	893 ARTICLES OF PLASTIC NES	8 529	6 285	2 143
781 PASS MOTOR VEH EXC BUSES	478	2 149	732	894 TOYS, SPORTING GOODS, ETC	8 515	36 036	12 637
782 LORRIES, SPCL MTR VEH NES	80	225	87	895 OFFICE SUPPLIES NES	88	167	53
784 MOTOR VEHCL PTS, ACC NES	27	231	82	896 WORKS OF ART ETC	2	100	32
792 AIRCRAFT	1	318	111	897 GOLD, SILVER WARE, JEWELRY	24	253	84
812 PLUMB, HEATING, LGHTNG EQU	138	300	104	898 MUSICAL INSTRUMENTS, PTS	135	629	200
821 FURNITURE	590	451	160	899 OTHER MANUFACTURED GOODS	1 885	2 446	795
851 FOOTWEAR	35	286	95	941 ZOO ANIMALS, PETS	247	898	313
874 MEASURING, CONTROLLING INSTR	9	624	211	971 GOLD, NON MONETARY NES		2 676	881
893 ARTICLES OF PLASTIC NES	313	694	248	972 GOLD COIN		102	33
SINGAPORE				EXPORTS	2 543 094	2 306 201	777 340
IMPORTS	841 747	1 265 746	432 868	022 MILK AND CREAM	18 161	1 834	631
034 FISH FRESH, CHILLED, FROZN	1 324	11 810	4 038	034 FISH FRESH, CHILLED, FROZN	3	145	51
036 SHELL FISH FRESH FROZEN	533	1 097	372	037 FISH ETC PREPD PRSVD NES	49	1 400	491
037 FISH ETC PREPD PRSVD NES	28	99	34	048 CEREAL ETC PREPARATIONS	625	426	144
058 FRUIT PRESERVED, PREPARED	289	122	38	056 VEGTBLES ETC PRSVD, PREPD	464	199	59
071 COFFEE AND SUBSTITUTES	154	139	43	058 FRUIT PRESERVED, PREPARED	847	272	95
072 COCOA	2 386	1 672	514	061 SUGAR AND HONEY	17 800	822	288
075 SPICES	549	557	189	062 SUGAR PREPS NON-COCOA	523	385	128
098 EDIBLE PRODCTS, PREPS NES	811	349	118	071 COFFEE AND SUBSTITUTES	435	1 027	355
232 NATURAL RUBBER, GUMS	15 543	4 125	1 362	072 COCOA	2 794	1 413	462
246 PULPWOOD, CHIPS, WOODWASTE	524	105	35	073 CHOCOLATE AND PRODUCTS	3 136	2 715	941
248 WOOD SHAPED	418 086	52 002	17 768	075 SPICES	217	233	68
288 NONFERR METAL SCRAP NES	4 319	1 432	450	081 FEEDING STUFF FOR ANIMLS	9 629	1 724	593
289 PREC METAL ORE, WASTE NES	331	927	313	098 EDIBLE PRODCTS, PREPS NES	1 184	756	257
291 CRUDE ANIMAL MTRIALS NES	425	396	132	111 NON-ALCOHL BEVERAGES NES	104 919	13 060	4 292
292 CRUDE VEG MATERIALS NES	7 712	7 522	2 563	112 ALCOHOLIC BEVERAGES	8 167	1 815	627
324 PETROLEUM PRODUCTS, REFIN	58 348	3 662	1 411	233 RUBBER, SYNTHETIC RECLAIMC	2 030	981	335
434 FIXED VEG OIL NONSOFT	16 812	3 516	1 272	247 OTH WOOD ROUGH, SQUARED	681	87	30
515 ORG-INORG COMPOUNDS ETC	159	69 301	23 312	273 STONE, SAND AND GRAVEL	13 952	397	133
541 MEDICINAL ETC PRODUCTS	117	446	146	278 OTHER CRUDE MINERALS	570 217	13 648	4 485
				287 BASE METAL ORES, CONC NES	548	189	59
				291 CRUDE ANIMAL MTRIALS NES	1 547	965	302
				292 CRUDE VEG MATERIALS NES	1 665	647	223
				334 PETROLEUM PRODUCTS, REFIN	16 266	4 127	1 439
				335 RESIDUAL PETRLM PROD NES	3 064	510	168

7 IMPORTS AND EXPORTS (SPECIAL TRADE) BY COUNTRIES OF PRODUCTION AND CONSUMPTION AND BY GROUPS OF THE SITC-REV. II 1985

GROUP DESCRIPTION	DT : 100 KG	1 000 DM	1 000 \$	GROUP DESCRIPTION	DT : 100 KG	1 000 DM	1 000 \$
424 FIXED VEG OIL NONSOFT	2 838	598	227	772 SWITCHGEAR ETC & PTS NES	11 002	92 177	31 302
431 PROCESD ANML VEG OIL, ETC	2 637	613	212	773 ELECTR DISTRIBUTING MACH	6 083	9 639	3 347
511 HYDROCARBONS NES, DERIVS	72 957	11 501	3 693	774 ELECTRO-MEDCL, XRAY EQUIP	287	5 895	2 016
512 ALCOHOLS, PHENOLS, ETC	16 576	3 162	1 060	775 HOUSEHOLD TYPE EQUIP NES	4 404	9 371	3 216
513 ORGANIC ACIDS, ETC	52 122	10 248	3 465	776 TRANSISTORS, VALVES ETC	2 532	118 888	40 863
514 NITROGEN-FUNCTN COMPOUNDS	9 569	4 983	1 712	778 ELECTRICAL MACHINERY NES	8 366	36 953	12 668
515 ORG-INORG COMPOUNDS ETC	12 964	8 563	2 953	781 PASS MOTOR VEH EXC BUSES	14 456	36 350	12 202
516 OTHER ORGANIC CHEMICALS	8 159	2 979	996	782 LORRIES, SPCL MTR VEH NES	12 196	18 574	5 868
522 INORG ELEMNTS, OXIDES, ETC	33 763	6 743	2 278	784 MOTOR VEHCL PTS, ACC NES	33 151	62 718	21 312
523 OTHR INORGANIC CHEMICALS	49 427	8 079	2 721	785 MOTOR & OTHER CYCLES ETC	23	111	37
531 SYNT DYE, NAT INDOGO, LAKES	3 202	7 086	2 455	786 VEH NES NONMOTP, TRAILERS	4 221	2 140	726
532 DYES NES, TANNING PROOS	108	145	52	791 RAILWAY VEHICLES	213	115	39
533 PIGMENTS, PAINTS, ETC	15 434	9 916	3 395	792 AIRCRAFT	30	7 877	2 672
541 MEDICINAL ETC PRODUCTS	4 103	17 837	6 074	793 SHIPS AND BOATS	65 393	3 685	1 158
551 ESSENTL OIL, PERFUME, ETC	658	1 710	583	801 INDUSTRIAL PLANT, CHAP 90	6	167	63
553 PERFUMERY, COSMETICS, ETC	3 112	4 020	1 378	812 PLUMB, HEATING, LGHTNG EQU	5 457	13 899	4 724
554 SOAPS, CLEANING ETC PREPS	13 298	4 608	1 571	821 FURNITURE	58 380	33 393	11 416
562 FERTILIZERS MANUFACTURED	173 122	8 935	2 946	831 TRAVEL GOODS, HANDBAGS	244	4 818	1 689
572 EXPLOSIVES, PYROTECH PROD	727	5 182	1 704	843 WOMENS OUTERWEAR NONKNIT	116	1 777	612
582 PROD OF CONDENSATION ETC	42 987	24 982	8 494	844 UNDERWEAR NOT KNIT	11	293	104
583 PROD OF POLYMERIZING ETC	144 715	50 285	16 875	845 OUTERWEAR KNIT NONELASTC	39	446	152
584 CELLULOSE DERIVATIVES ETC	2 291	1 954	623	846 UNDERWEAR KNITTED	59	619	212
591 PESTICIDES, DISINFECTANTS	2 495	2 010	663	847 TXTL CLTHNG ACCESRYS NES	48	391	130
592 STARCH, INULIN, GLUTEN, ETC	13 859	2 721	926	848 HEADGEAR NONTXTL CLOTHNG	110	746	246
598 MISC CHEMICAL PRODS NES	55 371	23 300	7 906	851 FOOTWEAR	2 978	20 347	6 970
605 INDUSTRIAL PLANT, CHAP 72	1 878	2 057	779	871 OPTICAL INSTRUMENTS	115	3 228	1 097
611 LEATHER	453	1 993	685	872 MEDICAL INSTRUMENTS NES	63	13 561	4 950
612 LEATHER ETC MANUFACTURES	101	272	95	873 METERS & COUNTERS NES	261	960	322
621 MATERIALS OF RUBBER	3 167	2 658	904	874 MEASURING CONTROLNG INSTR	2 264	49 284	16 717
625 RUBBER TYRES, TUBES	1 366	1 458	494	881 PHOTO APPAR & EQUIPT NES	925	15 960	5 482
628 RUBBER ARTICLES NES	1 847	5 552	1 836	882 PHOTO, CINEMA SUPPLIES	4 822	5 723	1 950
634 VENEERS, PLYWOOD, ETC	27 712	6 748	2 200	884 OPTICAL GOODS NES	83	10 576	3 598
635 WOOD MANUFACTURES NES	8 185	2 494	841	885 WATCHES AND CLOCKS	437	8 442	2 787
641 PAPER AND PAPERBOARD	59 788	13 735	4 717	892 PRINTED MATTER	2 871	3 605	1 242
642 ARTICLES OF PAPER ETC	6 725	5 963	1 990	893 ARTICLES OF PLASTIC NES	10 854	19 282	6 669
651 TEXTILE YARN AND THREAD	356	1 179	408	894 TOYS, SPORTING GOODS, ETC	1 254	2 404	829
652 COTTON FABRICS, WOVEN	1 049	3 950	1 381	895 OFFICE SUPPLIES NES	1 536	7 987	2 747
653 WOVN MAN-MADE FIB FABRIC	2 031	7 356	2 496	896 WORKS OF ART ETC	15	343	128
654 OTH WOVEN TEXTILE FABRIC	125	682	229	897 GOLD SILVER WARE, JEWELRY	16	18 421	6 664
655 KNIT ETC FABRICS	194	678	234	898 MUSICAL INSTRUMENTS, PTS	1 995	10 248	3 428
656 LACE, RIBBONS, TULLE, ETC	95	380	127	899 OTHER MANUFACTURED GOODS	1 729	4 028	1 385
657 SPECIAL TEXTILE ETC PROD	1 432	3 524	1 214	951 WAR FIREARMS, AMMUNITION	236	1 973	700
658 TEXTILE ARTICLES NES	810	2 904	1 012	971 GOLD NON MONETARY NES	155	476 657	153 488
659 FLOOR COVERINGS ETC	826	824	273				
661 CEMENT ETC BUILDING PROD	3 699	606	207	PHILIPPINES			
662 CLAY, REFRACTORY BLDG PRD	146 283	16 178	5 442				
663 OTH NONMETAL MINERAL MFS	7 141	7 294	2 500	IMPORTS	4 135 706	1 002 374	341 925
664 GLASS	11 081	3 739	1 255				
665 GLASSWARE	2 100	2 908	981	034 FISH FRESH, CHILLED FROZN	47	974	334
666 POTTERY	507	1 608	545	037 FISH ETC PREPD PRSD NES	37 960	22 596	7 775
667 PEARL, PREC., SEMI-P STONE		13 716	4 741	057 FRUIT, NUTS, FRESH DRIED	18 030	5 735	1 984
672 IRON, STL PRIMARY FORMS	64 338	5 649	1 934	058 FRUIT PRESERVED, PREPARED	99 831	27 772	9 023
673 IRON AND STEEL SHAPES	25 030	5 144	1 714	071 COFFEE AND SUBSTITUTES	10 600	8 341	2 663
674 IRN STL UNIV, PLATE, SHEET	10 560	2 783	958	072 COCOA	8 836	5 885	2 094
675 IRON STEEL HOOP, STRIP	25 099	6 581	2 276	081 FEEDING STUFF FOR ANMLs	2 296 961	77 291	27 210
676 RAILWAY RAILS ETC IRN STL	3 205	1 473	554	121 TOBACCO UMMNFCTRD REFUSE	39 994	27 088	9 377
677 IRN, STL WIRE EXCL W ROD	4 279	1 285	438	122 TOBACCO MFPS	52	215	73
678 IRON STL TUBES PIPES ETC	59 421	12 995	4 303	223 SEEDS FOR OTH FIXED OILS	48 896	6 760	2 260
679 IRN, STL CASTINGS UNWORKE	84	110	38	232 NATURAL RUBBER, GUMS	1 089	267	88
681 SILVER, PLATINUM, ETC	129	4 763	1 583	245 FUEL WOOD NES CHARCOAL	8 080	719	236
682 COPPER EXC CEMENT COPPER	27 606	28 987	9 761	247 OTH WOOD ROUGH SQUARED	34 040	2 488	810
683 NICKEL	45	1 131	420	248 WOOD SHAPED	109 436	12 009	4 192
684 ALUMINIUM	9 931	9 055	3 119	251 PULP AND WASTE PAPER	9 935	7 541	2 521
685 LEAD	850	215	70	265 VEG FIBRE, EXCL COTN JUTE	5 173	1 818	620
687 TIN	26	83	30	278 OTHER CRUDE MINERALS	1 049	130	41
689 NON-FER BASE METALS NES	7	11	38	287 BASE METAL ORES CONC NES	213 833	5 980	2 085
691 STRUCTURES AND PARTS NES	23 425	23 926	8 157	289 PREC METAL ORE WASTE NES	262	365	125
692 METAL TANKS, BOXES, ETC	315	556	209	291 CRUDE ANIMAL MTRIALS NES	2 030	309	106
693 WIRE PRODUCTS NON ELECTR	4 230	2 084	690	292 CRUDE VEG MATERIALS NES	665	296	105
694 STL, COPPR NAILS NUTS ETC	5 521	5 052	1 723	423 FIXED VEG OILS, SOFT	10 198	3 410	1 036
695 TOOLS	5 621	24 829	8 414	424 FIXED VEG OIL NONSOFT	802 908	170 918	58 256
696 CUTLERY	580	2 903	983	431 PROCESD ANML VEG OIL ETC	123 889	29 764	9 829
697 BASE MTL HOUSEHOLD EQUIP	5 129	10 866	3 664	512 ALCOHOLS PHENOLS, ETC	18 226	5 903	2 088
699 OTHER METAL MANUFACTURES	28 796	31 448	10 652	513 ORGANIC ACIDS ETC	3 377	969	365
700 INDUSTRIAL PLANT, CHAP 84	5 978	35 708	13 831	522 INORG ELEMNTS, OXIDES, ETC	110	555	181
703 INDUSTRIAL PLANT, CHAP 85	5 130	11 412	4 246	541 MEDICINAL ETC PRODUCTS	15	207	67
711 STEAM BOILERS & AUX PLNT	359	757	254	583 PROD OF POLYMERIZING ETC	2 359	1 009	336
712 STEAM ENGINES, TURBINES	287	1 277	457	612 LEATHER ETC MANUFACTURES	375	2 896	1 042
713 INTRNL COMBUS PISTN ENGN	10 736	57 040	19 335	634 VENEERS PLYWOOD, ETC	74 384	11 637	3 863
714 ENGINES & MOTORS NES	117	13 697	4 372	635 WOOD MANUFACTURES NEC	4 513	4 017	1 394
716 ROTATING ELECTRIC PLANT	3 266	9 207	3 158	651 TEXTILE YARN AND THREAD	74	162	55
718 OTH POWER GENERATG MACHY	570	2 442	851	657 SPECIAL TEXTILE ETC PROD	2 087	699	230
721 AGRIC MACHY, EXC TRACTORS	72	398	139	658 TEXTILE ARTICLES NES	2 718	4 772	1 625
723 CIVIL ENGINEERG EQUIP ETC	6 485	10 496	3 536	659 FLOOR COVERINGS ETC	231	157	65
724 TEXTILE, LEATHER MACHNRY	2 035	12 314	4 246	666 POTTERY	597	667	228
725 PAPER ETC MILL MACHINERY	1 399	5 323	1 907	671 PIG IRON ETC	32 584	5 856	1 878
726 PRINTG BKBINDG MACHY PTS	6 857	30 109	10 093	681 SILVER, PLATINUM ETC	10	7 625	2 685
727 FOOD MACHRY NON-DOMESTIC	240	1 089	375	682 COPPER EXC CEMENT COPPER	2 001	788	306
728 OTH MACHY FOR SPCL INDJES	13 400	48 831	16 543	683 NICKEL	35 325	53 923	18 016
736 MACHINE TOOLS FOR METAL	4 208	18 765	6 386	714 ENGINES & MOTOPS NES	445	57 408	19 643
737 METALWORKING MACHNRY NES	682	4 805	1 606	759 OFFICE & ADP MCH PTS ACC	12	1 617	613
741 HEATING, COOLING EQUIPMNT	4 200	11 965	4 009	762 RADIO BROADCAST RECEIVRS	1 742	6 034	2 061
742 PUMPS FOR LIQUIDS ETC	3 094	13 998	4 718	763 SOUND RECORDRS, PHONOGRPH	262	1 058	367
743 PUMPS NES, CENTRIFUGES ETC	12 335	28 132	9 414	764 TELECOM EQPT PTS ACC NES	948	1 527	521
744 MECHANICAL HANDLING EQU	15 756	24 600	8 157	771 ELECTRIC POWER MACHY NES	58	285	106
745 NONELEC MACHY TOOLS NES	5 299	19 541	6 496	772 SWITCHGEAR ETC & PTS NES	14	505	177
749 NONELEC MACH PTS ACC NES	35 085	80 196	27 294	776 TRANSISTORS VALVES ETC	2 493	132 824	45 077
751 OFFICE MACHINES	2 145	11 857	4 070	778 ELECTRICAL MACHINERY NES	538	1 500	529
752 AUTOMTIC DATA PROC EQUIP	682	16 226	5 546	781 PASS MOTOR VEH EXC BUSES	36	110	41
759 OFFICE & ADP MCH PTS, ACC	2 123	17 763	6 161	784 MOTOR VEHCL PTS ACC NES	5 158	3 651	1 152
761 TELEVISION RECEIVERS	4 150	12 915	4 356	812 PLUMB, HEATING LGHTNG EQU	176	163	51
762 RADIO BROADCAST RECEIVRS	283	5 243	1 748	821 FURNITURE	4 576	6 553	2 169
763 SOUND RECORDRS PHONOGRPH	194	2 057	735	831 TRAVEL GOODS, HANDBAGS	207	611	204
764 TELECOM EQPT PTS ACC NES	4 041	42 124	14 573	842 MENS OUTERWEAR NOT KNIT	8 430	30 976	10 520
771 ELECTRIC POWER MACHY NES	13 016	17 286	5 919	843 WOMENS OUTERWEAR NONKNIT	7 133	36 687	12 246

7 IMPORTS AND EXPORTS (SPECIAL TRADE) BY COUNTRIES OF PRODUCTION AND CONSUMPTION AND BY GROUPS OF THE SITC-REV. II 1985

GROUP DESCRIPTION	DT * 100 KG	1 000 DM	1 000 \$	GROUP DESCRIPTION	DT * 100 KG	1 000 DM	1 000 \$
844 UNDERWEAR NOT KNIT	2 672	12 843	4 401	723 CIVIL ENGINEER EQUIP ETC	3 412	3 024	1 029
845 OUTERWEAR KNIT NONELASTIC	7 468	27 333	9 227	724 TEXTILE, LEATHER MACHINRY	788	6 913	2 368
846 UNDERWEAR KNITTED	8 297	34 861	11 647	725 PAPER ETC MILL MACHINERY	118	482	166
847 TXTL CLTHNG ACCESRY NES	819	4 627	1 627	726 PRINTG, BKBDNG MACHY, PTS	228	1 253	406
848 HEADGEAR, NONTXL CLOTHNG	688	9 653	3 354	727 FOOD MACHRY NON-DOMESTIC	368	1 303	436
851 FOOTWEAR	2 415	7 722	2 597	728 OTH MACHY FOR SPCL INDUS	2 416	11 593	3 966
874 MEASURNG, CONTROLNG INSTR	3	107	34	736 MACHINE TOOLS FOR METAL	357	2 395	793
861 PHOTO APPAR & EQUIPT NES	503	7 424	2 474	737 METALWORKING MACHNRY NES	253	472	164
884 OPTICAL GOODS NES	2	94	36	741 HEATING, COOLING EQUIPMNT	2 062	5 307	1 770
885 WATCHES AND CLOCKS	28	1 976	727	742 PUMPS FOR LIQUIDS ETC	403	2 104	707
892 PRINTED MATTER	57	167	61	743 PUMPS NES, CENTRIFUGES ETC	530	2 133	748
893 ARTICLES OF PLASTIC NES	947	414	139	744 MECHANICAL HANDLING EQU	982	1 881	630
894 TOYS, SPORTING GOODS, ETC	8 655	23 258	7 923	745 NONELEC MACHY, TOOLS NES	1 269	9 393	3 193
896 WORKS OF ART ETC	150	167	53	749 NONELEC MACH PTS ACC NES	536	3 590	1 201
897 GOLD, SILVER WARE, JEWELRY	123	676	228	751 OFFICE MACHINES	75	395	137
898 MUSICAL INSTRUMENTS, PTS	298	4 382	1 481	752 AUTOMATIC DATA PROC EQUIP	196	8 783	2 900
899 OTHER MANUFACTURED GOODS	9 335	19 735	6 744	759 OFFICE & ADP MCH PTS, ACC	98	8 113	2 722
941 ZOO ANIMALS, PETS	15	295	99	763 SOUND RECORDRS, PHONOGRPH	2	116	46
971 GOLD, NON MONETARY NES	58	36 836	13 638	764 TELECOM EQPT PTS, ACC NES	1 550	20 862	7 537
EXPORTS	664 864	488 764	168 296	771 ELECTRIC POWER MACHY NES	1 739	3 192	1 014
001 LIVE ANIMALS	12	253	92	772 SWITCHGEAR ETC & PTS NES	64	2 942	978
022 MILK AND CREAM	20 954	8 564	2 963	773 ELECTR DISTRIBUTING MACH	1 002	837	271
023 BUTTER	500	266	101	774 ELECTRO-MEDCL, XRAY EQUIP	21	641	225
046 WHEAT ETC MEAL OR FLOUR	246 597	12 052	4 793	775 HOUSEHOLD TYPE EQUIP NES	837	832	281
048 CEREAL ETC PREPARATIONS	3 481	352	108	776 TRANSISTORS, VALVES, ETC	870	79 069	27 189
061 SUGAR AND HONEY	50 190	3 794	272	778 ELECTRICAL MACHINERY NES	7 756	8 388	2 945
081 FEEDING STUFF FOR ANIMLS	408	143	48	781 PASS MOTOR VEH EXC BUSES	3 927	12 293	4 211
098 EDIBLE PRODCTS PREPS NES	398	409	138	784 MOTOR VEHCL PTS, ACC NES	2 931	8 847	3 059
112 ALCOHOLIC BEVERAGES	672	329	112	785 MOTOR & OTHER CYCLES ETC	12	95	32
233 RUBBER, SYNTHETIC, RECLAIMD	3 474	1 482	504	786 VEH NES NONMOTR, TRAILERS	48	249	90
273 STONE, SAND AND GRAVEL	27 336	596	204	791 RAILWAY VEHICLES	161	1 397	449
278 OTHER CRUDE MINERALS	44 786	1 325	459	792 AIRCRAFT	13	1 774	597
292 CRUDE VEG MATERIALS NES	220	380	145	812 PLUMBNG, HEATNG, LGHTNG EQU	115	561	207
334 PETROLEUM PRODUCTS, REFIN	3 061	949	331	821 FURNITURE	174	650	227
335 RESIDUAL PETRLM PROD NES	770	193	67	831 TRAVEL GOODS, HANDBAGS	8	259	79
423 FIXED VEG OILS, SOFT	547	78	30	847 TXTL CLTHNG ACCESRY NES	153	452	153
424 FIXED VEG OIL NONSOFT	1 308	259	95	871 OPTICAL INSTRUMENTS	2	203	67
431 PROCDSE ANML VEG OIL, ETC	294	101	34	872 MEDICAL INSTRUMENTS NES	98	1 196	424
511 HYDROCARBONS NES DERIVS	7 925	2 413	842	874 MEASURNG, CONTROLNG INSTR	284	3 918	1 355
512 ALCOHOLS, PHENOLS, ETC	5 630	1 911	636	881 PHOTO APPAR & EQUIPT NES	13	144	47
513 ORGANIC ACIDS, ETC	6 262	2 256	781	882 PHOTO CINEMA SUPPLIES	2 238	3 377	1 140
514 NITROGEN-FUNCTN COMPOUNDS	3 296	3 668	1 296	885 WATCHES AND CLOCKS	20	135	49
515 ORG-INORG COMPOUNDS ETC	4 240	11 245	3 763	892 PRINTED MATTER	125	300	103
516 OTHER ORGANIC CHEMICALS	3 314	4 072	1 390	893 ARTICLES OF PLASTIC NES	814	1 888	656
522 INORG ELEMNTS OXIDES, ETC	16 648	4 567	1 572	894 TOYS, SPORTING GOODS, ETC	73	354	124
523 OTHR INORGANIC CHEMICALS	39 882	6 239	2 118	895 OFFICE SUPPLIES NES	710	2 566	887
531 SYNT DYE, NAT INDOGO, LAKES	3 839	7 738	2 678	897 GOLD, SILVER WARE JEWELRY	8	3 701	1 348
532 DYES NES, TANNING PRODS	3 295	761	256	898 MUSICAL INSTRUMENTS PTS	8	91	30
533 PIGMENTS, PAINTS, ETC	12 407	6 195	2 082	899 OTHER MANUFACTURED GOODS	464	1 530	524
541 MEDICINAL ETC PRODUCTS	3 534	22 052	7 506	951 WAR FIREARMS, AMMUNITION	3	81	31
551 ESSENTL OIL, PERFUME, ETC	217	802	269	971 GOLD NON MONETARY NES	1 759	591	591
553 PERFUMERY, COSMETICS ETC	127	150	53	MONGOLIA			
554 SOAPS, CLEANING ETC PREPS	8 325	2 851	993	IMPORTS	75 927	11 999	3 844
562 FERTILIZERS MANUFACTURED	722	155	50	212 FUR SKINS UNRESSED	169	1 109	386
582 PROD OF CONDENSATION ETC	5 588	3 177	1 090	266 WOOL(EXC TOPS), ANML HAIR	2 710	937	324
583 PROD OF POLYMERIZING ETC	29 137	8 832	2 967	287 BASE METAL ORES, CONC NES	72 422	8 691	2 685
584 CELLULOSE DERIVATIVES ETC	113	130	43	291 CRUDE ANIMAL MTRIALS NES	513	825	298
585 PLASTIC MATERIALS NES	192	165	53	658 TEXTILE ARTICLES NES	35	99	36
591 PESTICIDES, DISINFECTANTS	7 072	10 575	3 535	EXPORTS	4 961	8 094	2 953
592 STARCH INULIN GLUTEN ETC	1 488	880	290	233 RUBBER, SYNTHETIC RECLAIMD	300	96	31
598 MISC CHEMICAL PRODS NES	14 211	5 453	1 841	583 PROD OF POLYMERIZING ETC	2 000	606	195
611 LEATHER	100	781	280	598 MISC CHEMICAL PRODS NES	46	101	33
621 MATERIALS OF RUBBER	189	341	120	695 TOOLS	22	124	39
628 RUBBER ARTICLES NES	238	616	212	403 OTHER METAL MANUFACTURES	24	133	46
635 WOOD MANUFACTURES NES	207	234	79	725 TEXTILE, LEATHER MACHNRY	1 332	4 778	1 836
641 PAPER AND PAPERBOARD	8 931	3 845	1 405	728 OTH MACHY FOR SPCL INDUS	25	337	116
642 ARTICLES OF PAPER ETC	1 718	814	283	741 HEATING, COOLING EQUIPMNT	38	99	33
651 TEXTILE YARN AND THREAD	953	2 160	725	743 PUMPS NES, CENTRIFUGES ETC	66	219	74
652 COTTON FABRICS WOVEN	1 062	3 150	1 062	745 NONELEC MACHY, TOOLS NES	11	88	31
653 WOYN MAN-MADE FIB FABRIC	1 421	5 416	1 893	872 MEDICAL INSTRUMENTS NES	14	132	44
654 OTH WOVEN TEXTILE FABRIC	104	242	75	899 OTHER MANUFACTURED GOODS	35	87	33
655 KNIT ETC FABRICS	192	822	282	CHINA			
656 LACE, RIBBONS, TULLE, ETC	34	160	50	IMPORTS	6 438 236	2 556 144	871 848
657 SPECIAL TEXTILE ETC PROD	1 168	2 894	990	011 MEAT FRESH CHILLD FROZEN	2 577	2 343	869
658 TEXTILE ARTICLES NES	61	317	116	034 FISH FRESH, CHILLED FROZN	293	204	70
662 CLAY, REFRACTORY BLDG PRD	2 024	174	54	036 SHELL FISH FRESH FROZEN	1 927	5 296	1 767
663 OTH NONMETAL MINERAL MFS	1 088	893	305	037 FISH ETC PREPD PRSVD NES	721	554	187
664 GLASS	2 572	749	266	042 RICE	3 211	714	244
665 GLASSWARE	502	672	228	045 CEREALS NES UNMILLED	12 800	2 380	801
666 POTTERY	97	459	156	048 CEREAL ETC PREPARATIONS	2 885	1 091	375
671 PIG IRON ETC	643	118	36	054 VEG ETC FRSH SMPLY PRSVD	434 797	45 794	15 676
673 IRON AND STEEL SHAPES	642	149	46	056 VEGTBLES ETC PRSVD, PREPD	352 360	123 017	42 879
678 IRON, STL TUBES, PIPES, ETC	5 271	1 116	358	057 FRUIT NUTS, FRESH, DRIED	24 472	11 688	4 247
681 SILVER PLATINUM, ETC	5	131	43	058 FRUIT PRESERVED, PREPARED	27 796	8 722	2 961
682 COPPER EXC CEMENT COPPER	405	589	205	061 SUGAR AND HONEY	72 698	17 940	6 078
683 NICKEL	150	304	102	062 SUGAR PREPS NON-COCOA	173	175	54
684 ALUMINIUM	516	164	57	071 COFFEE AND SUBSTITUTES	2 422	2 191	692
691 STRUCTURES AND PARTS NES	181	179	39	074 TEA AND MATE	41 114	35 150	11 740
693 WIRE PRODUCTS NON ELECTR	187	267	100	075 SPICES	27 623	17 606	6 159
694 STL COPPR NAILS, NUTS ETC	65	140	47	081 FEEDING STUFF FOR ANIMLS	450 324	16 702	5 355
695 TOOLS	1 132	2 755	942	098 EDIBLE PRODCTS, PREPS NES	12 306	4 495	1 529
696 CUTLERY	64	565	191	111 NON-ALCOHL BEVERAGES NES	1 281	142	51
697 BASE MTL HOUSEHOLD EQUIP	123	165	52	112 ALCOHOLIC BEVERAGES	1 055	768	265
699 OTHER METAL MANUFACTURES	2 189	2 554	876	121 TOBACCO UNMNFCTRD REFUSE	6 655	4 174	1 402
700 INDUSTRIAL PLANT, CHAP 84	227	5 375	1 641	211 HIDES SKINS UNRESSED	1 020	3 333	1 120
711 STEAM BOILERS & AUX PLNT	247	683	237	212 FUR SKINS UNRESSED	683	24 200	7 909
712 STEAM ENGINES, TURBINES	66	1 300	451	222 SEEDS FOR SOFT-FIXED OIL	95 640	23 310	8 137
713 INTRNL COMBUS PISTN ENGN	212	1 054	373				
714 ENGINES & MOTORS NES	257	65 793	23 025				
716 ROTATING ELECTRIC PLANT	467	1 665	586				
718 OTH POWER GENERATG MACHY	12	348	113				
721 AGRIC MACHY, EXC TRACTORS	110	363	135				
722 TRACTORS NON-ROAD	243	229	67				

7 IMPORTS AND EXPORTS (SPECIAL TRADE) BY COUNTRIES OF PRODUCTION AND CONSUMPTION AND BY GROUPS OF THE SITC-REV. II 1985

GROUP DESCRIPTION	DT * 100 KG	1 000 DM	1 000 \$	GROUP DESCRIPTION	DT * 100 KG	1 000 DM	1 000 \$
223 SEEDS FOR OTH FIXED OILS	266 669	39 520	12 848	843 WOMENS OUTERWEAR NONKNIT	34 139	122 885	40 988
233 RUBBER, SYNTHETIC, RECLAIMED	2 851	12 017	4 069	844 UNDERWEAR NOT KNIT	8 417	25 017	8 468
261 SILK	27 400	6 569	2 424	845 UNDERWEAR KNIT NONELASTIC	14 869	44 827	15 124
263 COTTON	8 204	2 033	704	846 UNDERWEAR KNITTED	17 209	44 002	14 693
264 JUTE, OTH TEXT BAST FIBRES	787	1 270	421	847 TEXT CLTHNG ACCESSORIES NES	7 328	23 575	8 203
265 VEG FIBRE, EXCL COTN JUTE	9 582	33 172	11 257	848 HEADGEAR, NONTEXT CLOTHING	64 797	135 802	46 635
268 WOOL (EXC TOPS), ANML HAIR	1 436 080	50 422	17 185	851 FOOTWEAR	33 337	37 495	12 326
278 OTHER CRUDE MINERALS	1 104 201	64 082	21 969	871 OPTICAL INSTRUMENTS	48	602	206
287 BASE METAL DRES, CONC NES	129 729	139 215	47 859	872 MEDICAL INSTRUMENTS NES	16	108	35
291 CRUDE ANIMAL MATERIALS NES	52 288	17 159	5 849	874 MEASURING, CONTROLLING INSTR	719	3 856	1 360
292 CRUDE VEG MATERIALS NES	88 397	1 625	522	881 PHOTO APPAR & EQUIPMENT NES	80	821	277
322 COAL, LIGNITE, PEAT	24 365	2 557	891	882 PHOTO, CINEMA SUPPLIES	54	137	43
335 RESIDUAL PETROLEUM PRODUCTS NES	45 607	9 336	3 298	885 WATCHES AND CLOCKS	938	10 312	3 573
423 FIXED VEG OILS, SOFT	4 485	1 645	506	892 PRINTED MATTER	397	897	314
424 FIXED VEG OIL, NONSOFT	729	282	96	893 ARTICLES OF PLASTIC NES	7 396	3 296	1 138
431 PROCESSED ANIMAL VEG OIL, ETC	3 258	3 867	1 310	894 TOYS, SPORTING GOODS, ETC	36 319	56 222	19 613
511 HYDROCARBONS NES, DERIVS	5 103	12 099	4 136	895 OFFICE SUPPLIES NES	1 099	378	131
512 ALCOHOLS, PHENOLS, ETC	51 750	22 986	7 914	896 WORKS OF ART ETC	101	1 074	381
513 ORGANIC ACIDS, ETC	16 952	15 877	5 361	897 GOLD, SILVER WARE, JEWELRY	27	1 527	546
514 NITROGEN-FUNCTION COMPOUNDS	29 151	64 834	22 262	898 MUSICAL INSTRUMENTS, PTS	799	1 481	511
515 ORGANIC COMPOUNDS ETC	6 111	4 186	1 377	899 OTHER MANUFACTURED GOODS	115 422	83 293	26 273
516 OTHER ORGANIC CHEMICALS	35 576	22 827	7 633	961 COIN NONGOLD, NONCURRENT	8	1 743	618
522 OTHER INORGANIC CHEMICALS	78 532	16 253	5 409	972 GOLD COIN		554	202
523 OTHER INORGANIC CHEMICALS	13	757	252	EXPORTS	18 834 758	6 428 836	2 229 599
524 RADIOACTIVE ETC MATERIAL	691	550	180	001 LIVE ANIMALS	12 104	7 487	2 645
531 SYNTH DYE, NAT INDIGO LAKES	365	115	37	022 MILK AND CREAM	49 823	12 456	4 066
533 PIGMENTS, PAINTS, ETC	22 000	81 626	27 420	023 BUTTER	2 775	1 440	462
541 MEDICINAL ETC PRODUCTS	6 339	13 700	4 609	044 MAIZE UNMILLED	70	399	121
551 ESSENTIAL OIL, PERFUME, ETC	413	305	107	061 SUGAR AND HONEY	11 020	1 292	403
553 PERFUMERY COSMETICS, ETC	58 688	36 907	13 006	081 FEEDING STUFF FOR ANIMALS	2 309	723	263
572 EXPLOSIVES, PYROTECH PROD	5 636	2 387	805	111 NON-ALCOHOL BEVERAGES NES	760	107	37
583 PROD OF POLYMERIZING ETC	11 667	3 627	1 302	112 ALCOHOLIC BEVERAGES	678	176	60
585 PLASTIC MATERIALS NES	161 240	23 460	7 970	233 RUBBER, SYNTHETIC, RECLAIMED	42 604	14 075	5 122
592 STARCH, INULIN, GLUTEN, ETC	184	406	136	248 WOOD SHAPED	68	180	42
598 MISC CHEMICAL PRODUCTS NES	1 050	565	192	266 SYNTHETIC FIBRE TO SPIN	180 977	71 696	25 017
611 LEATHER	1 643	10 328	3 446	267 OTHER MAN-MADE FIBRES	196	135	43
612 LEATHER ETC MANUFACTURES	46	304	105	268 WOOL (EXC TOPS) ANIMAL HAIR	384	217	74
613 FUR SKINS TANNED DRESSED	1 933	1 213	451	287 BASE METAL DRES, CONC NES	1 000	448	136
621 MATERIALS OF RUBBER	93	168	60	291 CRUDE ANIMAL MATERIALS NES	1 537	1 225	449
625 RUBBER TYRES TUBES	4 955	4 621	1 609	292 CRUDE VEG MATERIALS NES	552	530	179
633 CORK MANUFACTURES	5 667	2 754	929	334 PETROLEUM PRODUCTS, REFIN	14 182	5 195	1 924
635 WOOD MANUFACTURES NES	19 420	21 656	7 399	335 RESIDUAL PETROLEUM PRODUCTS NES	5 447	1 064	361
642 ARTICLES OF PAPER ETC	56 132	64 879	21 571	431 PROCESSED ANIMAL VEG OIL, ETC	251	94	31
651 TEXTILE YARN AND THREAD	43 249	42 239	14 311	511 HYDROCARBONS NES, DERIVS	334 591	61 763	20 910
652 COTTON FABRICS WOVEN	5 402	49 661	16 937	512 ALCOHOLS, PHENOLS, ETC	705 720	141 998	48 271
653 WOVEN MAN-MADE FIB FABRIC	174	778	247	513 ORGANIC ACIDS, ETC	328 045	59 897	20 835
654 OTH WOVEN TEXTILE FABRIC	585	1 339	465	514 NITROGEN-FUNCTION COMPOUNDS	64 830	42 251	14 506
655 KNIT ETC FABRICS	626	1 842	624	515 ORGANIC COMPOUNDS ETC	26 778	24 094	7 918
656 LACE, RIBBONS, TULLE, ETC	80 555	91 247	30 843	516 OTHER ORGANIC CHEMICALS	46 236	17 358	6 097
657 SPECIAL TEXTILE ETC PROD	28 417	77 826	26 693	522 INORG ELEMENTS, OXIDES, ETC	316 269	25 338	8 726
658 TEXTILE ARTICLES NES	518	112	41	523 OTHER INORGANIC CHEMICALS	284 439	21 500	7 204
659 FLOOR COVERINGS ETC	1 106	564	190	524 RADIOACTIVE ETC MATERIAL		393	133
661 CEMENT ETC BUILDING PROD	181	97	33	531 SYNTH DYE, NAT INDIGO LAKES	14 512	49 122	16 805
663 OTH NONMETAL MINERAL MFS	3 672	2 863	1 005	533 PIGMENTS, PAINTS, ETC	7 926	7 529	2 547
664 GLASS	11 570	6 872	2 376	541 MEDICINAL ETC PRODUCTS	3 910	14 760	5 026
665 GLASSWARE	28	6 054	2 095	551 ESSENTIAL OIL, PERFUME, ETC	206	389	129
666 POTTERY	3 283	6 553	2 321	553 PERFUMERY, COSMETICS, ETC	142	114	37
667 PEARL, PREC., SEMI-P STONE	3 184	6 79	248	554 SOAPS, CLEANING ETC PREPS	19 307	8 735	2 854
671 PIG IRON ETC	791	219	80	562 FERTILIZERS MANUFACTURED	291 103	18 103	5 635
677 IRON, STL WIRE EXCL W ROD	2 601	649	215	562 PROD OF CONDENSATION ETC	49 474	30 920	10 633
678 IRON, STL TUBES, PIPES, ETC	81	508	202	583 PROD OF POLYMERIZING ETC	1 103 417	208 500	70 966
679 IRON, STL CASTINGS UNWORKED	3 217	11 423	4 117	584 CELLULOSE DERIVATIVES ETC	607	686	229
681 SILVER, PLATINUM, ETC	6 927	5 853	2 054	591 PESTICIDES, DISINFECTANTS	281	549	170
682 COPPER EXC CEMENT COPPER	1 691	435	153	592 STARCH, INULIN, GLUTEN, ETC	1 499	853	283
687 TIN	137 045	30 072	10 182	598 MISC CHEMICAL PRODUCTS NES	90 323	33 530	11 385
689 NON-FER BASE METALS NES	43 868	21 498	7 262	605 INDUSTRIAL PLANT CHAP 73	26 330	23 600	7 917
693 WIRE PRODUCTS NON ELECTR	8 232	11 754	3 991	607 INDUSTRIAL PLANT, CHAP 82	699	2 298	866
699 OTHER METAL MANUFACTURES	13 411	4 693	1 529	621 MATERIALS OF RUBBER	544	586	202
712 STEAM ENGINES, TURBINES	38 896	13 823	4 691	625 RUBBER TYRES, TUBES	492	603	200
713 INTRNL COMBUS PISTN ENGN	20	1 400	540	628 RUBBER ARTICLES NES	300	1 756	596
714 ENGINES & MOTORS NES	224	191	76	634 VENEERS PLYWOOD ETC	3 889	297	106
716 ROTATING ELECTRIC PLANT	56	827	291	635 WOOD MANUFACTURES NES	44	98	37
721 AGRIC MACHY, EXC TRACTORS	10 906	3 731	1 298	641 PAPER AND PAPERBOARD	393 293	61 838	22 313
724 TEXTILE, LEATHER MACHNRY	1 266	283	100	642 ARTICLES OF PAPER ETC	1 065	844	282
726 PRINTG, BK BINDG MACHY, PTS	30	129	41	651 TEXTILE YARN AND THREAD	52 794	38 746	13 050
736 MACHINE TOOLS FOR METAL	15	235	77	652 COTTON FABRICS, WOVEN	190	771	264
742 PUMPS FOR LIQUIDS ETC	8 459	6 614	2 276	653 WOVEN MAN-MADE FIB FABRIC	4 280	8 044	2 873
743 PUMPS, NES, CENTRIFUGES ETC	1 177	456	156	654 OTH WOVEN TEXTILE FABRIC	1 147	3 064	949
744 MECHANICAL HANDLING EQU	13	178	57	655 KNIT ETC FABRICS	370	913	301
745 NONELEC MACHY, TOOLS NES	6 638	2 804	918	656 LACE, RIBBONS, TULLE, ETC	91	281	99
749 NONELEC MACH PTS, ACC NES	1 418	595	196	657 SPECIAL TEXTILE ETC PROD	2 078	4 467	1 509
751 OFFICE MACHINES	5 422	3 004	1 095	659 FLOOR COVERINGS ETC	46	535	170
759 OFFICE & ADP MCH PTS, ACC	65	90	32	662 CLAY, REFRACTORY BLDG PRD	6 883	1 968	739
761 TELEVISION RECEIVERS	10	85	31	663 OTH NONMETAL MINERAL MFS	1 657	1 539	529
762 RADIO BROADCAST RECEIVERS	485	1 419	497	664 GLASS	5 096	5 889	1 966
763 SOUND RECORDERS, PHONOGRPH	904	2 904	1 009	665 GLASSWARE	371	448	155
764 TELECOM EQPT, PTS, ACC NES	173	1 040	374	667 PEARL, PREC., SEMI-P STONE	739	1 120	392
771 ELECTRIC POWER MACHY NES	130	452	157	671 PIG IRON ETC	2 615	526	178
772 SWITCHGEAR ETC & PTS NES	131	516	175	672 IRON, STL PRIMARY FORMS	1 611 147	89 827	31 023
774 ELECTRO-MEDCL, XRAY EQUIP	24	271	96	673 IRON AND STEEL SHAPES	3 911 525	265 238	87 294
776 TRANSISTORS, VALVES, ETC	6	156	53	674 IRN, STL UNIV, PLATE, SHEET	1 460 172	168 682	59 333
778 ELECTRICAL MACHINERY NES	3	86	31	675 IRON, STEEL HOOP STRIP	270 268	36 025	12 260
784 MOTOR VEHCL PTS, ACC NES	176	364	123	676 RAILWAY RAILS ETC IRN, STL	199 935	21 141	7 017
785 MOTOR & OTHER CYCLES ETC	255	82	32	677 IRN, STL WIRE EXCL W ROD	9 795	2 772	961
786 VEH NES NONMOTR, TRAILERS	1 622	911	315	678 IRON STL TUBES PIPES, ETC	3 766 798	590 152	210 146
792 AIRCRAFT	2 522	663	223	679 IRN, STL CASTINGS UNWORKED	292	148	48
793 SHIPS AND BOATS	12	244	96	681 SILVER, PLATINUM ETC	3	378	130
812 PLUMBING, HEATING, LGHTNG EQU	78 400	39 633	14 192	682 COPPER EXC CEMENT COPPER	2 296	1 830	622
821 FURNITURE	1 684	1 066	371	683 NICKEL	141	416	133
831 TRAVEL GOODS HANDBAGS	6 212	9 525	319	684 ALUMINIUM	25 116	16 839	5 583
842 MENS OUTERWEAR NOT KNIT	22 321	45 327	15 291	686 ZINC	157 174	42 198	13 743
	58 872	186 130	63 460	689 NON-FER BASE METALS NES	6	386	134
				691 STRUCTURES AND PARTS NES	5 813	4 326	1 493

7 IMPORTS AND EXPORTS (SPECIAL TRADE) BY COUNTRIES OF PRODUCTION AND CONSUMPTION AND BY GROUPS OF THE SITC-REV. II 1985

GROUP DESCRIPTION	DT * 100 KG	1 000 DM	1 000 \$	GROUP DESCRIPTION	DT * 100 KG	1 000 DM	1 000 \$
692 METAL TANKS,BOXES,ETC	2 914	2 910	1 021	562 PROD OF CONDENSATION ETC	285	473	152
693 WIRE PRODUCTS NON ELECTR	11 216	2 947	1 002	583 PROD OF POLYMERIZING ETC	1 765	387	134
694 STL COPPR NAILS,NUTS,ETC	200	357	117	598 MISC CHEMICAL PRODS NES	1 253	627	214
695 TOOLS	1 436	9 384	3 287	611 LEATHER	10	127	39
697 BASE MTL HOUSEHOLD EQUIP	60	118	39	613 FUR SKINS TANNED,DRESSED	4	390	139
699 OTHER METAL MANUFACTURES	2 632	4 128	1 372	628 RUBBER ARTICLES NES	29	174	63
700 INDUSTRIAL PLANT,CHAP 84	150 593	257 265	91 743	657 SPECIAL TEXTILE ETC PROD	80	135	44
703 INDUSTRIAL PLANT,CHAP 85	21 292	323 763	111 821	674 IRN,STL UNIV,PLATE,SHEET	9 633	1 371	504
711 STEAM BOILERS & AUX PLNT	2 717	2 367	853	678 IRON,STL TUBES,PIPES,ETC	7 132	2 702	997
712 STEAM ENGINES,TURBINES	315	510	165	681 SILVER,PLATINUM,ETC		96	32
713 INTRNL COMBUS PISTN ENGN	26 629	68 929	23 911	699 OTHER METAL MANUFACTURES	411	612	199
716 ROTATING ELECTRIC PLANT	9 273	22 971	8 807	726 PRINTG,BKBNDRG MACHY,PTS	252	1 264	415
718 OTH POWER GENERATG MACHY	1 226	6 886	2 309	728 OTH MACHY FOR SPCL INDUS	6 802	15 522	5 739
721 AGRIC MACHY,EXC TRACTORS	12 162	17 748	5 927	736 MACHINE TOOLS FOR METAL	191	1 924	625
722 TRACTORS NON-ROAD	703	1 020	355	741 HEATING,COOLING EQUIPMNT	1 259	3 809	1 399
723 CIVIL ENGINEERG EQUIP ETC	124 551	91 677	31 387	743 PUMPS NES,CENTRIFUGES ETC	22	174	59
724 TEXTILE,LEATHER MACHNRY	176 556	620 422	217 778	745 NONELEC MACHY,TOOLS NES	33	280	99
725 PAPER ETC MILL MACHINERY	6 590	26 732	9 745	749 NONELEC MACH PTS,ACC NES	632	1 575	578
726 PRINTG,BKBNDRG MACHY,PTS	24 162	102 449	35 607	752 AUTOMTIC DATA PROC EQUIP	30	402	126
727 FOOD MACHRY NON-DOMESTIC	4 562	28 731	10 570	763 SOUND RECORDRS,PHONOGRPH	11	308	102
728 OTH MACHY FOR SPCL INDUS	102 446	389 989	138 355	764 TELECOM EQPT,PTS,ACC NES	36	913	305
736 MACHINE TOOLS FOR METAL	75 250	240 272	85 856	771 ELECTRIC POWER MACHY NES	12	209	78
737 METALWORKING MACHNRY NES	17 952	33 235	11 743	773 ELECTR DISTRIBUTING MACH	158	423	146
741 HEATING,COOLING EQUIPMNT	40 948	120 223	41 598	774 ELECTRO-MEDCL,XRAY EQUIP	77	1 653	575
742 PUMPS FOR LIQUIDS ETC	9 281	34 791	11 787	776 TRANSISTORS,VALVES ETC	3	420	135
743 PUMPS NES CENTRIFUGES ETC	12 075	43 224	15 102	778 ELECTRICAL MACHINERY NES	50	1 583	580
744 MECHANICAL HANDLING EQU	33 414	48 631	16 714	781 PASS MOTOR VEH EXC BUSES	7 567	18 888	6 176
745 NONELEC MACHY,TOOLS NES	52 351	189 947	67 854	784 MOTOR VEHCL PTS,ACC NES	284	1 074	375
749 NONELEC MACH PTS,ACC NES	13 565	37 115	12 948	821 FURNITURE	56	117	38
751 OFFICE MACHINES	272	5 872	2 040	871 OPTICAL INSTRUMENTS	5	169	52
752 AUTOMTIC DATA PROC EQUIP	448	20 293	7 134	872 MEDICAL INSTRUMENTS NES	14	160	52
759 OFFICE & ADP MCH PTS,ACC	44	8 822	931	874 MEASURNG,CONTROLNG INSTR	62	1 202	436
761 TELEVISION RECEIVERS	72	417	140	881 PHOTO APPAR & EQUIPT NES	83	947	306
762 RADIO BROADCAST RECEIVRS	52	147	51	882 PHOTO,CINEMA SUPPLIES	73	192	68
763 SOUND RECORDRS,PHONOGRPH	41	1 648	554	883 DEVELOPED CINEMA FILM		2 268	875
764 TELECOM EQPT,PTS,ACC NES	8 546	69 591	24 116	893 ARTICLES OF PLASTIC NES	166	221	69
774 ELECTRIC POWER MACHY NES	6 540	12 594	4 738	897 GOLD SILVER WARE,JEWELRY		170	55
772 SWITCHGEAR ETC & PTS NES	12 725	62 748	21 601	898 MUSICAL INSTRUMENTS,PTS	9	281	101
773 ELECTR DISTRIBUTING MACH	11 066	13 998	4 686	899 OTHER MANUFACTURED GOODS		152	51
774 ELECTRO-MEDCL,XRAY EQUIP	1 721	51 227	18 542				
775 HOUSEHOLD TYPE EQUIP NES	1 684	4 547	1 437	SOUTH KOREA			
776 TRANSISTORS,VALVES,ETC	20	5 931	2 139				
778 ELECTRICAL MACHINERY NES	3 375	22 133	7 999	IMPORTS	1 192 757	2 556 655	867 751
781 PASS MOTOR VEH EXC BUSES	75 027	118 682	39 514				
782 LORRIES,SPCL MTR VEH NES	71 775	123 712	43 638	034 FISH FRESH,CHILLED,FROZN	19 458	5 663	2 118
783 ROAD MOTOR VEHICLES NES	9 098	11 880	3 988	036 SHELL FISH FRESH,FROZEN	217	195	69
784 MOTOR VEHCL PTS,ACC NES	21 436	40 826	14 084	037 FISH ETC PREPD PRSVD NES	3 607	2 541	856
785 MOTOR & OTHER CYCLES ETC	151	1 076	335	056 VEGETLES ETC PRSVD,PREPD	538	1 093	376
786 VEH NES NONMOTR,TRAILERS	544	1 033	385	058 FRUIT PRESERVED,PREPARED	608	210	65
791 RAILWAY VEHICLES	344	1 610	592	062 SUGAR PREPS NON-COCOA	229	137	49
792 AIRCRAFT	158	5 662	2 022	075 SPICES	81	97	32
793 SHIPS AND BOATS	1 686 725	440 899	142 672	098 EDIBLE PRODCTS,PREPS NES	1 891	1 174	406
801 INDUSTRIAL PLANT,CHAP 90	509	6 269	2 199	112 ALCOHOLIC BEVERAGES	572	220	74
802 INDUSTRIAL PLANT,CHAP 94	143	392	131	121 TOBACCO UNMNFCTRD,REFUSE	84 882	98 208	33 791
812 PLUMBGG,HEATING,LIGHTNG EQU	124	334	110	233 RUBBER,SYNTHTIC,RECLAIMD	2 034	572	211
821 FURNITURE	397	1 152	392	244 CORK RAW AND WASTE	2 464	2 866	971
842 MENS OUTERWEAR NOT KNIT	2 077	2 821	968	261 SILK	102	737	240
847 TXTL CLTHNG ACCESSRY NES	46	131	39	268 WOOL(EXC TOPS),ANML HAIR	41	315	109
848 HEADGEAR,NONTXTL CLOTHNG	51	502	178	278 OTHER CRUDE MINERALS	11 037	845	288
851 FOOTWEAR	10	98	33	287 BASE METAL ORES,CONC NES	1 200	2 080	698
871 OPTICAL INSTRUMENTS	380	20 419	6 862	288 NONFERR METAL SCRAP NES	2 157	1 472	470
872 MEDICAL INSTRUMENTS NES	414	12 049	4 190	291 CRUDE ANIMAL MTRIALS NES	11	123	40
873 METERS & COUNTERS NES	95	1 364	459	292 CRUDE VEG MATERIALS NES	4 556	19 753	6 684
874 MEASURNG,CONTROLNG INSTR	10 427	185 229	64 713	512 ALCOHOLS,PHENOLS,ETC	2 240	813	274
881 PHOTO APPAR & EQUIPT NES	2 084	23 672	8 167	514 NITROGEN-FUNCTN COMPOUNDS	12 956	11 457	3 783
882 PHOTO,CINEMA SUPPLIES	1 315	3 797	1 349	515 ORG-INORG COMPOUNDS ETC	13 698	21 187	7 071
884 OPTICAL GOODS NES	7	847	289	516 OTHER ORGANIC CHEMICALS	150	221	67
885 WATCHES AND CLOCKS	2	164	56	522 INORG ELEMNTS,OXIDES ETC	50	268	86
892 PRINTED MATTER	3 323	65 863	24 336	523 OTHR INORGANIC CHEMICALS	520	2 066	961
893 ARTICLES OF PLASTIC NES	877	1 906	636	531 SYNT DYE,NAT INDOGO,LAKES	2 670	4 435	1 502
894 TOYS,SPORTING GOODS,ETC	622	2 645	868	541 MEDICINAL ETC PRODUCTS	55	4 967	1 737
895 OFFICE SUPPLIES NES	79	1 090	393	553 PERFUMERY COSMETICS,ETC	67	232	80
896 WORKS OF ART ETC	4	482	147	572 EXPLOSIVES PYROTECH PROD	195	230	87
897 GOLD,SILVER WARE,JEWELRY		139	43	582 PROD OF CONDENSATION ETC	3 063	3 332	1 093
898 MUSICAL INSTRUMENTS,PTS	1 623	6 625	2 270	583 PROD OF POLYMERIZING ETC	6 201	2 963	981
899 OTHER MANUFACTURED GOODS	128	2 220	782	591 PESTICIDES,DISINFECTANTS	527	678	226
941 ZOO ANIMALS,PETS	99	552	197	598 MISC CHEMICAL PRODS NES	128	317	110
				611 LEATHER	8	92	32
NORTH KOREA				612 LEATHER ETC MANUFACTURES	1 689	1 270	439
IMPORTS	463 590	173 908	61 782	625 RUBBER TYRES,TUBES	60 437	35 485	12 256
212 FUR SKINS UNDRRESSED	75	164	55	628 RUBBER ARTICLES NES	4 165	5 581	1 872
278 OTHER CRUDE MINERALS	415 629	17 170	6 008	633 CORK MANUFACTURES	1 089	869	297
291 CRUDE ANIMAL MTRIALS NES	4 095	513	181	634 VENEERS,PLYWOOD,ETC	6 869	1 423	487
292 CRUDE VEG MATERIALS NES	812	566	189	635 WOOD MANUFACTURES NES	2 254	2 054	701
541 MEDICINAL ETC PRODUCTS	7	150	48	641 PAPER AND PAPERBOARD	147	200	66
681 SILVER,PLATINUM,ETC	424	23 463	8 382	642 ARTICLES OF PAPER ETC	28 936	14 134	4 783
685 LEAD	42 087	6 959	3 109	651 TEXTILE YARN AND THREAD	55 489	45 531	15 795
781 PASS MOTOR VEH EXC BUSES	32	148	58	652 COTTON FABRICS,WOVEN	15 830	23 712	7 987
831 TRAVEL GOODS,HANDBAGS	37	112	34	653 WOVN MAN-MADE FIB FABRIC	18 336	33 775	11 477
843 WOMENS OUTERWEAR NONKNIT	82	490	155	654 OTH WOVEN TEXTILE FABRIC	376	811	602
849 HEADGEAR,NONTXTL CLOTHNG	7	246	76	655 KNIT ETC FABRICS	55	127	43
971 GOLD NON MONETARY NES	40	121 272	43 265	656 LACE,RIBBONS,TULLE,ETC	35	350	117
EXPORTS	58 972	70 430	24 422	657 SPECIAL TEXTILE ETC PROD	1 448	1 585	548
233 RUBBER,SYNTHTIC,RECLAIMD	831	325	104	658 TEXTILE ARTICLES NES	9 680	17 416	5 626
411 ANIMAL OILS AND FATS	810	140	53	659 FLOOR COVERINGS BLDG PRD	1 101	2 759	937
512 ALCOHOLS,PHENOLS,ETC	4 285	1 643	535	662 CLAY REFRACTORY BLDG PRD	13 002	2 002	654
513 ORGANIC ACIDS,ETC	8 920	1 888	609	663 OTH NONMETAL MINERAL MFS	8 604	6 389	2 198
515 ORG-INORG COMPOUNDS ETC	540	367	140	664 GLASS	70	131	43
516 OTHER ORGANIC CHEMICALS	1 120	225	71	665 GLASSWARE	325	889	311
522 INORG ELEMNTS,OXIDES,ETC	317	276	94	666 POTTERY	24 432	12 702	4 296
523 OTHR INORGANIC CHEMICALS	1 927	215	72	667 PEARL,PREC- SEMI-P STONE	2	2 500	850
				672 IRON,STL PRIMARY FORMS	25 811	1 900	756
				673 IRON AND STEEL SHAPES	78 378	28 471	9 674
				675 IRON,STEEL HOOP,STRIP	1 091	485	168
				677 IRN,STL WIRE EXCL W ROD	5 266	2 847	995

7 IMPORTS AND EXPORTS (SPECIAL TRADE) BY COUNTRIES OF PRODUCTION AND CONSUMPTION AND BY GROUPS OF THE SITC-REV. II 1985

GROUP DESCRIPTION	DT * 100 KG	1 000 DM	1 000 \$	GROUP DESCRIPTION	DT * 100 KG	1 000 DM	1 000 \$
678 IRON, STL TUBES, PIPES, ETC	2 120	1 286	442	582 PROD OF CONDENSATION ETC	60 901	43 481	15 042
689 NON-FER BASE METALS NES	505	1 335	442	583 PROD OF POLYMERIZING ETC	77 735	36 832	12 626
693 WIRE PRODUCTS NON ELECTR	31 904	11 634	3 965	584 CELLULOSE DERIVATIVES ETC	3 098	2 987	1 018
694 STL, COPPER NAILS, NUTS, ETC	9 215	3 892	1 323	585 PLASTIC MATERIALS NES	820	421	142
695 TOOLS	3 953	4 343	1 472	591 PESTICIDES, DISINFECTANTS	6 378	7 159	2 367
696 CUTLERY	22 216	40 494	13 701	592 STARCH, INULIN, GLUTEN ETC	11 533	6 316	2 150
697 BASE MTL HOUSEHOLD EQUIP	18 481	24 851	8 248	598 MISC CHEMICAL PRODS NES	88 923	65 934	22 644
699 OTHER METAL MANUFACTURES	1 515	3 602	1 203	605 INDUSTRIAL PLANT, CHAP 73	650	446	146
712 STEAM ENGINES, TURBINES	8	125	50	611 LEATHER	1 947	4 191	1 462
713 INTRNL COMBUS PISTN ENGN	58	426	154	612 LEATHER ETC MANUFACTURES	816	2 231	787
714 ENGINES & MOTORS NES	28	6 271	2 076	613 FUR SKINS TANNED, DRESSED	3 281	5 379	1 874
716 ROTATING ELECTRIC PLANT	19	155	52	621 MATERIALS OF RUBBER	1 126	1 783	626
723 CIVIL ENGINEER EQUIP ETC	1 707	654	231	625 RUBBER TYRES, TUBES	894	694	233
724 TEXTILE, LEATHER MACHNRY	210	1 614	541	628 RUBBER ARTICLES NES	2 079	1 961	644
736 MACHINE TOOLS FOR METAL	5 367	9 763	3 307	633 CORK MANUFACTURES	22	91	34
742 PUMPS FOR LIQUIDS ETC	8	209	71	634 VENEERS, PLYWOOD, ETC	11 552	3 352	1 134
745 NONELEC MACHY, TOOLS NES	430	866	285	635 WOOD MANUFACTURES NES	3 761	3 637	1 430
749 NONELEC MACH PTS, ACC NES	1 111	2 837	970	641 PAPER AND PAPERBOARD	12 846	7 451	2 602
751 OFFICE MACHINES	312	2 500	900	642 ARTICLES OF PAPER ETC	13 930	10 892	3 689
752 AUTOMATIC DATA PROC EQUIP	12 963	105 661	36 036	651 TEXTILE YARN AND THREAD	2 880	6 271	2 202
759 OFFICE & ADP MCH PTS, ACC	262	1 760	596	652 COTTON FABRICS, WOVEN	2 355	9 416	3 256
761 TELEVISION RECEIVERS	12 655	25 585	8 931	653 WOVN MAN-MADE FIB FABRIC	5 073	21 432	7 472
762 RADIO BROADCAST RECEIVRS	36 598	139 226	47 963	654 OTH WOVEN TEXTILE FABRIC	1 707	6 930	2 441
763 SOUND RECORDRS, PHONOGRPH	6 396	35 318	12 317	655 KNIT ETC FABRICS	1 104	3 905	1 256
764 TELECOM EQPT, PTS, ACC NES	15 340	34 509	11 807	656 LACE, RIBBONS, TULLE, ETC	205	896	306
771 ELECTRIC POWER MACHY NES	83	830	274	657 SPECIAL TEXTILE ETC PROD	4 216	12 625	4 357
772 SWITCHGEAR ETC & PTS NES	4 481	14 920	5 008	658 TEXTILE ARTICLES NES	124	334	112
773 ELECTR DISTRIBUTING MACH	175	251	81	659 FLOOR COVERINGS ETC	1 073	591	206
774 ELECTRO-MEDCL, XRAY EQUIP	11	125	43	661 CEMENT ETC BUILDING PROD	1 697	77	30
775 HOUSEHOLD TYPE EQUIP NES	222	420	142	662 CLAY, REFRACTORY BLDG PRD	188 084	29 677	10 666
776 TRANSISTORS, VALVES, ETC	3 613	75 755	25 593	663 OTH NONMETAL MINERAL MFS	9 467	5 630	1 949
778 ELECTRICAL MACHINERY NES	21 637	59 598	20 552	664 GLASS	21 889	4 077	1 394
784 MOTOR VEHCL PTS, ACC NES	90	80	30	665 GLASSWARE	1 966	2 516	879
786 VEH NES NONMOTR TRAILERS	106 770	35 100	11 566	667 PEARL, PREC-, SEMI-P STONE	2	96	30
812 PLUMB, HEATING, LIGHTNG EQU	903	4 024	1 370	671 PIG IRON ETC	1 622	900	327
821 FURNITURE	362	896	289	672 IRON, STL PRIMARY FORMS	2 056	138	45
831 TRAVEL GOODS, HANDBAGS	32 393	80 372	27 215	673 IRON AND STEEL SHAPES	228 178	23 732	7 857
842 MENS OUTERWEAR NOT KNIT	43 337	178 402	61 129	674 IRN STL UNIV PLATE, SHEET	27 306	9 288	3 154
843 WOMENS OUTERWEAR NONKNIT	36 063	201 697	67 833	675 IRON, STEEL HOOP, STRIP	7 057	1 203	399
844 UNDERWEAR NOT KNIT	29 214	139 027	46 799	676 RAILWAY RAILS ETC IRN, STL	1 070	827	315
845 UNDERWEAR KNIT NONELASTC	30 646	126 038	43 743	677 IRN, STL WIRE EXCL W ROD	2 054	2 177	754
846 UNDERWEAR KNITTED	14 796	55 843	19 871	678 IRON, STL TUBES PIPES, ETC	3 951	5 039	1 749
847 TXTL CLTHNG ACCESSRS NES	16 976	57 575	18 976	681 SILVER, PLATINUM, ETC	1	704	243
848 HEADGEAR NONTXTL CLOTHNG	27 307	330 884	111 362	682 COPPER EXC CEMENT COPPER	3 306	4 939	1 664
851 FOOTWEAR	27 334	64 485	21 604	683 NICKEL	83	391	133
871 OPTICAL INSTRUMENTS	395	2 123	751	684 ALUMINIUM	30 047	20 783	6 998
872 MEDICAL INSTRUMENTS NES	10	165	57	687 TIN	49	260	87
874 MEASURING, CONTROLLING INSTR	1 798	10 637	3 625	689 NON-FER BASE METALS NES	88	996	340
881 PHOTO APPAR & EQUIP NES	24	474	182	691 STRUCTURES AND PARTS NES	9 453	9 879	3 518
884 OPTICAL GOODS NES	1 635	28 099	9 501	692 METAL TANKS, BOXES ETC	1 240	2 432	844
885 WATCHES AND CLOCKS	1 564	11 927	4 049	693 WIRE PRODUCTS NON ELECTR	1 596	5 383	1 871
892 PRINTED MATTER	1 613	1 611	546	694 STL, COPPER NAILS NUTS, ETC	881	1 503	527
893 ARTICLES OF PLASTIC NES	12 604	7 888	2 658	695 TOOLS	2 651	16 746	5 787
894 TOYS, SPORTING GOODS, ETC	26 534	83 817	27 828	696 CUTLERY	139	1 434	456
895 OFFICE SUPPLIES NES	272	650	224	697 BASE MTL HOUSEHOLD EQUIP	4 417	8 788	3 000
896 WORKS OF ART ETC	63	756	250	699 OTHER METAL MANUFACTURES	13 884	19 822	6 918
897 GOLD, SILVER WARE, JEWELRY	1 330	11 133	3 839	700 INDUSTRIAL PLANT, CHAP 84	18 758	59 188	19 658
898 MUSICAL INSTRUMENTS PTS	10 692	28 354	9 571	703 INDUSTRIAL PLANT CHAP 85	3 188	24 113	7 814
899 OTHER MANUFACTURED GOODS	4 927	29 117	10 200	711 STEAM BOILERS & AUX PLNT	526	785	269
941 ZOO ANIMALS, PETS	5	171	59	712 STEAM ENGINES, TURBINES	5	250	83
961 COIN NONGOLD, NONCURRENT	16	2 234	799	713 INTRNL COMBUS PISTN ENGN	15 148	54 794	18 586
971 GOLD NON MONETARY NES		322	118	714 ENGINES & MOTORS NES	143	5 776	2 203
EXPORTS	1 974 264	2 012 096	689 437	716 ROTATING ELECTRIC PLANT	5 435	12 711	4 422
034 FISH FRESH, CHILLED, FROZEN	462	147	49	718 OTH POWER GENERATG MACHY	1 790	6 394	2 170
048 CEREAL ETC PREPARATIONS	3 038	2 041	737	721 AGRIC MACHY, EXC TRACTORS	276	799	262
054 VEG ETC FRSH, SIMPLY PRSVD	158	152	51	722 TRACTORS NON-ROAD	250	359	122
061 SUGAR AND HONEY	10 844	1 225	439	723 CIVIL ENGINEER EQUIP ETC	17 810	23 989	8 102
062 SUGAR PREPS NON-COCOA	453	258	88	724 TEXTILE, LEATHER MACHNRY	25 598	93 352	32 022
071 COFFEE AND SUBSTITUTES	1 533	1 555	507	725 PAPER ETC MILL MACHINERY	3 676	13 843	4 801
072 COCOA	2 560	2 064	950	726 PRINTG, BKBINDG MACHY, PTS	5 307	21 138	7 195
081 FEEDING STUFF FOR ANIMLS	2 727	1 400	485	727 FOOD MACHRY, NON-DOMESTIC	1 428	4 207	1 524
098 EDIBLE PRODCTS, PREPS NES	331	742	251	728 OTH MACHY FOR SPCL INDUS	17 906	94 275	32 044
112 ALCOHOLIC BEVERAGES	292	135	46	736 MACHINE TOOLS FOR METAL	16 143	66 906	23 131
233 RUBBER, SYNTHETIC RECLAIMD	15 093	6 354	2 135	737 METALWORKING MACHNRY NES	2 810	7 410	2 670
248 WOOD SHAPED	1 489	261	99	741 HEATING COOLING EQUIPMNT	22 784	53 318	18 331
266 SYNTHETIC FIBRE TO SPIN	555	509	168	742 PUMPS FOR LIQUIDS ETC	6 670	25 394	8 869
267 OTHER MAN-MADE FIBRES	991	839	254	743 PUMPS NES, CENTRIFUGES ETC	7 276	21 460	7 550
268 WOOL(EXC TOPS) ANML HAIR	78	93	33	744 MECHANICAL HANDLING EQU	14 656	30 140	10 654
273 STONE, SAND AND GRAVEL	1 214	122	44	745 NONELEC MACHY TOOLS NES	7 422	40 487	13 987
278 OTHER CRUDE MINERALS	10 706	987	333	749 NONELEC MACH PTS, ACC NES	16 765	41 789	14 659
287 BASE METAL ORES, CONC NES	202	97	32	751 OFFICE MACHINES	109	601	210
291 CRUDE ANIMAL MTRIALS NES	1 238	4 541	1 520	752 AUTOMTIC DATA PROC EQUIP	191	6 654	2 357
292 CRUDE VEG MATERIALS NES	1 577	3 959	1 331	759 OFFICE & ADP MCH PTS, ACC	473	6 360	2 243
334 PETROLEUM PRODUCTS, REFIN	42 750	14 075	4 735	762 RADIO BROADCAST RECEIVRS	47	232	82
335 RESIDUAL PETRLM PROD NES	1 295	360	118	763 SOUND RECORDRS PHONOGRPH	62	693	232
431 PROCESD ANML VEG OIL ETC	4 016	1 682	572	764 TELECOM EQPT, PTS, ACC NES	1 002	35 522	11 813
511 HYDROCARBONS NES, DERIVS	6 676	4 621	1 551	771 ELECTRIC POWER MACHY NES	765	5 449	1 898
512 ALCOHOLS PHENOLS, ETC	59 420	18 156	6 217	772 SWITCHGEAR ETC & PTS NES	4 614	35 829	12 372
513 ORGANIC ACIDS, ETC	169 546	45 991	15 609	773 ELECTR DISTRIBUTING MACH	322	871	294
514 NITROGEN-FUNCTN COMPOUNDS	16 262	24 745	8 438	774 ELECTRO-MEDCL XRAY EQUIP	489	16 485	5 839
515 ORG-INORG COMPOUNDS ETC	17 713	29 235	9 721	775 HOUSEHOLD TYPE EQUIP NES	362	1 054	374
516 OTHER ORGANIC CHEMICALS	18 267	14 057	4 679	776 TRANSISTORS, VALVES, ETC	870	27 419	9 318
522 INORG ELEMNTS, OXIDES, ETC	50 109	13 258	4 529	778 ELECTRICAL MACHINERY NES	7 015	30 743	10 582
523 OTHR INORGANIC CHEMICALS	217 023	26 801	9 133	781 PASS MOTOR VEH EXC BUSES	5 148	11 305	3 686
524 RADIOACTIVE ETC MATERIAL	70	4 305	1 397	782 LORRIES, SPCL MTR VEH NES	3 942	6 640	2 170
531 SYNT DYE NAT INDOGO LAKES	12 662	55 135	18 779	784 MOTOR VEHCL PTS, ACC NES	32 840	86 126	29 367
532 DYES NES, TANNING PRODS	51 799	12 027	4 106	786 VEH NES NONMOTR TRAILERS	4 023	1 445	478
533 PIGMENTS, PAINTS, ETC	24 249	21 933	7 477	791 RAILWAY VEHICLES	745	4 903	1 627
541 MEDICINAL ETC PRODUCTS	3 551	28 925	9 815	792 AIRCRAFT	5	724	244
551 ESSENTL OIL, PERFUME ETC	1 033	5 811	1 982	793 SHIPS AND BOATS	99	371	123
553 PERFUMERY, COSMETICS, ETC	383	603	196	801 INDUSTRIAL PLANT, CHAP 90	82	860	267
554 SOAPS CLEANING ETC PREPS	32 337	13 067	4 445	812 PLUMB, HEATING, LIGHTNG EQU	1 976	5 696	1 974
572 EXPLOSIVES F/ROTECH PROD	129	127	41	821 FURNITURE	1 686	3 400	1 185
				831 TRAVEL GOODS, HANDBAGS	38	1 222	401
				843 WOMENS OUTERWEAR NONKNIT	11	194	58

7 IMPORTS AND EXPORTS (SPECIAL TRADE) BY COUNTRIES OF PRODUCTION AND CONSUMPTION AND BY GROUPS OF THE SITC-REV. II 1985

GROUP DESCRIPTION	DT = 100 KG	1 000 DM	1 000 \$	GROUP DESCRIPTION	DT = 100 KG	1 000 DM	1 000 \$
846 UNDERWEAR KNITTED	3	93	34	655 KNIT ETC FABRICS	2 772	16 348	5 525
848 HEADGEAR, NONTEXTILE CLOTHING	308	1 556	558	656 LACE, RIBBONS, TULLE, ETC	4 016	11 740	4 037
851 FOOTWEAR	140	683	214	657 SPECIAL TEXTILE ETC PROD	23 064	90 814	31 261
871 OPTICAL INSTRUMENTS	97	3 534	1 231	658 TEXTILE ARTICLES NES	767	2 623	909
872 MEDICAL INSTRUMENTS NES	536	13 695	4 649	659 FLOOR COVERINGS ETC	1 944	1 587	530
873 METERS & COUNTERS NES	315	2 484	857	661 CEMENT ETC BUILDING PROD	1 165	216	75
874 MEASURING, CONTROLLING INSTR	4 774	71 493	24 614	662 CLAY, REFRACTORY BLDG PRD	56 126	13 886	4 765
881 PHOTO APPAR & EQUIPT NES	476	6 550	2 210	663 OTH NONMETAL MINERAL MFS	15 615	56 624	19 455
882 PHOTO, CINEMA SUPPLIES	6 660	16 731	5 890	664 GLASS	20 233	25 239	8 584
884 OPTICAL GOODS NES	25	2 139	727	665 GLASSWARE	1 747	3 509	1 200
885 WATCHES AND CLOCKS	277	13 014	4 546	666 POTTERY	13 153	24 104	8 290
892 PRINTED MATTER	1 030	5 426	1 866	667 PEARL, PREC., SEMI-P STONE	113	76 843	26 083
893 ARTICLES OF PLASTIC NES	2 390	5 305	1 837	671 PIC IRON ETC	965	1 383	473
894 TOYS, SPORTING GOODS ETC	1 029	2 710	926	672 IRON, STL PRIMARY FORMS	31 304	2 739	1 035
895 OFFICE SUPPLIES NES	353	2 297	784	673 IRON AND STEEL SHAPES	88 938	25 179	8 661
896 WORKS OF ART ETC	7	100	35	674 IRN, STL UNIV. PLATE, SHEET	315 031	65 562	22 319
897 GOLD, SILVER WARE, JEWELRY	3	1 851	635	675 IRON, STEEL HOOP, STRIP	34 058	16 999	6 362
898 MUSICAL INSTRUMENTS, PTS	822	8 682	2 982	677 IRN, STL WIRE EXCL W ROD	12 286	9 507	3 333
899 OTHER MANUFACTURED GOODS	1 078	7 624	2 597	678 IRON, STL TUBES, PIPES, ETC	77 331	46 929	16 080
971 GOLD, NON MONETARY NES	158	3 976	1 361	679 IRN, STL CASTINGS UNWORKE	120	407	141
				681 SILVER, PLATINUM, ETC		2 717	879
JAPAN				682 COPPER EXC CEMENT COPPER	9 167	13 569	4 658
IMPORTS	10 473 613	20 719 796	7 117 856	683 NICKEL	211	683	235
034 FISH FRESH CHILLED, FROZEN	6 833	5 646	1 984	684 ALUMINIUM	4 447	10 758	3 638
035 FISH SALTED DRIED, SMOKED	58	201	73	687 TIN	27	125	44
036 SHELL FISH FRESH, FROZEN	88	273	92	689 NON-FER BASE METALS NES	12 186	37 267	12 518
037 FISH ETC PREP PRSD NES	4 093	3 348	1 115	691 STRUCTURES AND PARTS NES	492	820	299
048 CEREAL ETC PREPARATIONS	1 385	1 273	425	692 METAL TANKS, BOXES ETC	195	440	149
054 VEG ETC FRSH SPLY PRSD	194	216	71	693 WIRE PRODUCTS NON ELECTR	3 445	3 222	1 113
056 VEGETABLES ETC PRSD, PREP	531	834	280	694 STL, COPPER NAILS, NUTS, ETC	36 713	35 482	12 040
057 FRUIT, NUTS, FRESH, DRIED	1 261	477	155	695 TOOLS	27 429	113 151	38 939
058 FRUIT PRESERVED, PREPARED	16 999	4 610	1 496	696 CUTLERY	34 135	84 712	28 930
061 SUGAR AND HONEY	1 609	915	317	697 BASE METAL HOUSEHOLD EQUIP	13 800	18 000	6 230
062 SUGAR PREPS NON-COCOA	506	1 125	373	699 OTHER METAL MANUFACTURES	41 765	65 620	22 228
072 COCOA	766	1 111	345	712 STEAM ENGINES, TURBINES	54	168	65
074 TEA AND MATE	96	224	76	713 INTERNL COMBUS PISTN ENGN	61 898	135 028	45 542
081 FEEDING STUFF FOR ANIMALS	273	3 080	1 063	714 ENGINES & MOTORS NES	1 378	14 427	4 450
098 EDIBLE PRODUCTS, PREPS NES	5 772	4 545	1 582	716 ROTATING ELECTRIC PLANT	11 780	46 966	16 042
112 ALCOHOLIC BEVERAGES	6 247	3 798	1 317	718 OTH POWER GENERATING MACH	251	1 226	416
121 TOBACCO UNMANUFACTURED, REFUSE	7 916	5 791	2 009	721 AGRIC MACH, EXC TRACTORS	6 107	9 384	3 224
122 FUR SKINS UNRESSED	4	762	254	722 TRACTORS NON-ROAD	10 305	12 473	4 328
233 RUBBER SYNTHETIC, RECLAIMED	112 591	46 107	15 704	723 CIVIL ENGINEERING EQUIP ETC	139 720	132 871	45 682
247 OTH WOOD ROUGH SQUARED	19 543	8 133	2 664	724 TEXTILE, LEATHER MACHINRY	26 699	112 720	39 160
248 WOOD SHAPED	845	199	75	725 PAPER ETC MILL MACHINERY	6 972	15 669	5 441
251 PULP AND WASTE PAPER	2 363	452	152	726 PRINTG, BK BINDG MACH, PTS	4 839	19 484	6 769
261 SILK	720	3 314	1 122	727 FOOD MACHINRY NON-DOMESTIC	282	2 093	711
263 COTTON	13 129	3 374	1 161	728 OTH MACHRY FOR SPCL INDUS	16 649	161 060	55 713
266 SYNTHETIC FIBRE TO SPIN	15 509	15 206	5 264	736 MACHINE TOOLS FOR METAL	107 291	365 410	127 491
267 OTHER MAN-MADE FIBRES	8 516	2 595	928	737 METALWORKING MACHINRY NES	4 491	8 572	2 921
268 WOOL (EXC TOPS), ANML HAIR	315	1 247	424	741 HEATING, COOLING EQUIPMENT	27 996	78 324	26 608
269 WASTE OF TEXTILE FABRICS	2 868	804	276	742 PUMPS FOR LIQUIDS ETC	8 036	36 736	13 073
274 SULPHUR ETC	3 800	1 098	366	743 PUMPS NES, CENTRIFUGES ETC	67 394	193 711	67 436
278 OTHER CRUDE MINERALS	117 974	16 401	5 841	744 MECHANICAL HANDLING EQUIP	115 686	89 871	30 987
282 IRON AND STEEL SCRAP	2 884	146	50	745 NONELEC MACH, TOOLS NES	11 371	73 938	25 379
287 BASE METAL ORES, CONC NES	710	928	312	749 NONELEC MACH PTS, ACC NES	155 412	268 199	92 191
288 NON-FER METAL SCRAP NES	2 280	14 066	4 482	751 OFFICE MACHINES	211 465	963 076	333 179
289 PREC METAL ORE, WASTE NES	150	5 672	1 940	752 AUTOMATIC DATA PROC EQUIP	100 760	1 338 211	458 858
291 CRUDE ANIMAL MATERIALS NES	607	1 171	402	759 OFFICE & ADP MCH PTS, ACC	51 369	603 994	206 444
292 CRUDE VEG MATERIALS NES	2 019	10 217	3 497	761 TELEVISION RECEIVERS	51 733	194 562	67 034
334 PETROLEUM PRODUCTS, REFIN	2 800	1 386	478	762 RADIO BROADCAST RECEIVERS	81 342	533 617	184 251
335 RESIDUAL PETROLEUM PROD NES	4 497	6 143	2 194	763 SOUND RECORDERS, PHONOGRAPHS	217 439	1 835 360	641 707
411 ANIMAL OILS AND FATS	984 633	84 185	29 593	764 TELECOM EQUIP, PTS, ACC NES	162 901	1 250 567	430 602
424 FIXED VEG OIL NONSOFT	277	340	120	771 ELECTRIC POWER MACH, NES	23 924	90 620	31 306
511 HYDROCARBONS NES DERIVS	88 581	29 208	9 981	772 SWITCHGEAR ETC & PTS NES	23 987	331 630	113 589
512 ALCOHOLS, PHENOLS, ETC	21 529	22 705	7 767	773 ELECTR DISTRIBUTING MACH	7 880	34 250	11 658
513 ORGANIC ACIDS ETC	54 371	41 922	14 137	774 ELECTRO-MEDICAL, XRAY EQUIP	4 082	129 228	44 226
514 NITROGEN-FUNCTION COMPOUNDS	46 229	64 570	22 243	775 HOUSEHOLD TYPE EQUIP NES	64 726	144 852	50 453
515 ORGANIC COMPOUNDS ETC	71 778	160 865	55 225	776 TRANSISTORS, VALVES ETC	75 301	1 183 178	398 753
516 OTHER ORGANIC CHEMICALS	20 794	44 118	14 942	778 ELECTRICAL MACHINERY NES	112 622	511 926	175 375
522 INORG ELEMNTS, OXIDES, ETC	65 342	50 652	17 225	781 PASS MOTOR VEH EXC BUSES	3 149 877	3 457 709	1 183 613
523 OTHER INORGANIC CHEMICALS	13 684	7 223	2 448	782 LORRIES, SPCL MTR VEH NES	71 832	63 261	21 580
524 RADIOACTIVE ETC MATERIAL	72	6 855	2 352	784 MOTOR VEHCL PTS, ACC NES	169 390	356 250	122 940
531 SYNTH DYE, NAT INDOGO, LAKES	23 308	40 002	13 570	785 MOTOR & OTHER CYCLES ETC	198 241	378 595	125 532
532 DYES NES, TANNING PRODS	3	108	39	786 VEH NES NONMOTR TRAILERS	11 060	2 340	822
533 PIGMENTS, PAINTS, ETC	1 904	6 371	2 178	791 RAILWAY VEHICLES	56	99	37
541 MEDICINAL ETC PRODUCTS	14 160	97 752	33 491	792 AIRCRAFT	53	3 346	1 183
551 ESSENTIAL OIL PERFUME ETC	163	753	250	793 SHIPS AND BOATS	1 180 353	29 265	11 120
553 PERFUMERY, COSMETICS ETC	1 296	6 040	2 101	812 PLUMBING HEATING LIGHTING EQUIP	1 237	4 079	1 443
554 SOAPS CLEANING ETC PREPS	1 409	1 761	607	821 FURNITURE	3 806	7 738	2 567
562 FERTILIZERS MANUFACTURED	5 590	1 141	387	831 TRAVEL GOODS, HANDBAGS	1 853	9 531	3 305
572 EXPLOSIVES, PYROTECH PROD	130	439	139	842 MENS OUTERWEAR NOT KNIT	11 112	48 628	17 040
582 PROD OF CONDENSATION ETC	72 970	97 483	33 170	843 WOMENS OUTERWEAR NONKNIT	847	5 648	1 917
583 PROD OF POLYMERIZING ETC	76 486	81 420	27 872	844 UNDERWEAR NOT KNIT	109	844	280
584 CELLULOSE DERIVATIVES ETC	2 487	4 988	1 716	845 OUTERWEAR KNIT NONELASTIC	515	3 122	1 051
585 PLASTIC MATERIALS NES	2 565	3 316	1 123	846 UNDERWEAR KNITTED	156	811	256
591 PESTICIDES, DISINFECTANTS	7 489	13 056	4 409	847 TEXTILE CLOTHING ACCESSORIES NES	2 910	25 056	8 664
592 STARCH, INULIN, GLUTEN, ETC	922	1 956	674	848 HEADGEAR NONTEXTILE CLOTHING	644	4 869	1 654
598 MISC CHEMICAL PRODS NES	23 519	54 661	18 532	851 FOOTWEAR	1 019	5 487	1 869
611 LEATHER	5 054	21 178	7 287	871 OPTICAL INSTRUMENTS	6 572	89 711	31 285
612 LEATHER ETC MANUFACTURES	105	677	233	872 MEDICAL INSTRUMENTS NES	16 137	132 717	45 410
613 FUR SKINS TANNED DRESSED	5	89	32	873 METERS & COUNTERS NES	407	3 568	1 214
621 MATERIALS OF RUBBER	6 060	22 447	7 684	874 MEASURING, CONTROLLING INSTR	16 503	337 045	116 198
625 RUBBER TYRES TUBES	233 380	153 455	52 185	881 PHOTO APPAR & EQUIPT NES	16 708	384 237	132 706
628 RUBBER ARTICLES NES	10 599	42 941	14 662	882 PHOTO CINEMA SUPPLIES	97 506	377 681	129 891
633 CORK MANUFACTURES	502	461	163	883 DEVELOPED CINEMA FILM	13	437	147
634 VENEERS, PLYWOOD ETC	808	898	311	884 OPTICAL GOODS NES	6 701	214 380	73 940
635 WOOD MANUFACTURES NES	1 641	5 009	1 743	885 WATCHES AND CLOCKS	4 772	201 203	69 401
641 PAPER AND PAPERBOARD	60 098	47 705	16 244	892 PRINTED MATTER	23 661	54 509	18 657
642 ARTICLES OF PAPER ETC	1 585	16 968	5 825	893 ARTICLES OF PLASTIC NES	14 257	44 480	15 307
651 TEXTILE YARN AND THREAD	9 099	17 323	6 000	894 TOYS, SPORTING GOODS, ETC	20 598	134 962	46 198
652 COTTON FABRICS WOVEN	5 345	13 241	4 526	895 OFFICE SUPPLIES NES	14 813	86 953	29 545
653 WOVEN MAN-MADE FIB FABRIC	23 897	127 650	44 856	896 WORKS OF ART ETC	40	2 094	745
654 OTH WOVEN TEXTILE FABRIC	4 574	6 855	2 366	897 GOLD, SILVER WARE, JEWELRY	219	34 678	11 984
				898 MUSICAL INSTRUMENTS, PTS	143 265	619 014	212 970
				899 OTHER MANUFACTURED GOODS	22 211	79 346	27 238

7 IMPORTS AND EXPORTS (SPECIAL TRADE) BY COUNTRIES OF PRODUCTION AND CONSUMPTION AND BY GROUPS OF THE SITC-REV. II 1985

GROUP DESCRIPTION	DT * 100 KG	1 000 DM	1 000 \$	GROUP DESCRIPTION	DT * 100 KG	1 000 DM	1 000 \$
951 WAR FIREARMS AMMUNITION	116	704	227	672 IRON, STL PRIMARY FORMS	2 492	549	206
971 GOLD, NON MONETARY NES		566	188	673 IRON AND STEEL SHAPES	5 572	1 593	526
EXPORTS	6 297 637	7 888 372	2 706 022	674 IRN, STL UNIV. PLATE, SHEET	29 166	5 649	1 971
001 LIVE ANIMALS	54	851	302	675 IRON, STEEL HOOP, STRIP	1 469	834	283
011 MEAT FRESH, CHILLO, FROZEN	1 301	273	90	676 RAILWAY RAILS ETC IRN, STL	2 013	296	108
014 MEAT PREPD, PRSVD, NES ETC	854	863	289	677 IRN, STL WIRE EXCL W ROD	561	2 333	804
022 MILK AND CREAM	12 656	4 925	1 654	678 IRON, STL TUBES, PIPES, ETC	1 792	2 546	827
024 CHEESE AND CURD	75 942	24 535	8 284	679 IRN, STL CASTINGS UNWORKE	410	267	101
034 FISH FRESH, CHILLED, FROZN	26 096	12 431	4 118	681 SILVER, PLATINUM, ETC	40	38 604	12 796
035 FISH SALTED, DRIED, SMOKED	540	710	274	682 COPPER EXC CEMENT COPPER	4 567	5 415	1 871
037 FISH ETC PREPD PRSVD NES	116	594	206	683 NICKEL	1 205	3 493	1 167
048 CEREAL ETC PREPARATIONS	322 601	23 054	7 930	684 ALUMINIUM	16 693	14 543	4 887
054 VEG ETC FRSH, SMPLY PRSVD	26 731	36 941	11 915	686 ZINC	1 864	1 576	551
056 VEGTBLES ETC PRSVD, PREPD	3 672	812	275	689 NON-FER BASE METALS NES	5 440	40 728	13 719
057 FRUIT, NUTS, FRESH, DRIED	160	189	64	691 STRUCTURES AND PARTS NES	3 763	4 248	1 452
058 FRUIT PRESERVED, PREPARED	24 293	8 334	2 816	692 METAL TANKS, BOXES, ETC	2 085	2 612	944
061 SUGAR AND HONEY	162 170	20 259	7 003	693 WIRE PRODUCTS NON ELECTR	813	1 918	661
062 SUGAR PREPS NON-COCOA	2 208	1 460	530	694 STL, COPPR NAILS, NUTS, ETC	2 146	3 033	1 025
071 COFFEE AND SUBSTITUTES	7 558	19 838	6 963	695 TOOLS	6 734	47 704	16 337
072 COCOA	21 220	23 705	8 054	696 CUTLERY	2 192	15 956	5 469
073 CHOCOLATE AND PRODUCTS	5 480	5 030	1 825	697 BASE MTL HOUSEHOLD EQUIP	6 962	11 783	4 092
075 SPICES	38*	533	180	699 OTHER METAL MANUFACTURES	27 464	56 061	19 278
081 FEEDING STUFF FOR ANIMLS	37 079	11 947	4 097	700 INDUSTRIAL PLANT, CHAP 84	130	707	245
098 EDIBLE PRODCTS PREPS NES	10 998	6 420	2 958	711 STEAM BOILERS & AUX PLNT	89	400	132
111 NON-ALCOHL BEVERAGES NES	6 725	1 217	410	712 STEAM ENGINES, TURBINES	10	260	83
112 ALCOHOLIC BEVERAGES	77 040	36 693	12 098	713 INTRNL COMBUS PISTN ENGN	9 315	26 921	9 516
122 TOBACCO MFRS	73	313	106	714 ENGINES & MOTORS NES	78	736	254
211 HIDES SKINS, UNDRESSED	325	209	70	716 ROTATING ELECTRIC PLANT	3 873	11 563	3 979
233 RUBBER, SYNTHTIC, RECLAIMD	31 649	12 970	4 474	718 OTH POWER GENERATG MACHY	409	2 214	745
245 FUEL WOOD NES, CHARCOAL	546	341	105	721 AGRIC MACHY, EXC TRACTORS	15 826	15 921	5 132
247 OTH WOOD ROUGH, SQUARED	6 250	1 078	336	722 TRACTORS NON-ROAD	6 409	7 165	2 380
248 WOOD SHAPED	1 038	1 063	338	723 CIVIL ENGINEER EQUIP ETC	23 074	23 843	8 531
251 PULP AND WASTE PAPER	1 635	323	114	724 TEXTILE, LEATHER MACHNRY	33 952	148 126	50 378
261 SILK	2 438	4 580	1 591	725 PAPER ETC MILL MACHINERY	29 772	105 366	35 051
263 COTTON	1 108	513	174	726 PRINTG, BKBINDG MACHY PTS	43 738	184 636	63 260
266 SYNTHETIC FIBRE TO SPIN	7 632	5 474	1 813	727 FOOD MACHRY NON-DOMESTIC	5 078	23 312	8 008
268 WOOL(EXC TOPS), ANML HAIR	720	709	241	728 OTH MACHY FOR SPCL INDUS	40 400	181 245	62 112
269 WASTE OF TEXTILE FABRICS	47	84	30	736 MACHINE TOOLS FOR METAL	32 949	163 469	56 316
273 STONE, SAND AND GRAVEL	6 937	217	75	737 METALWORKING MACHNRY NES	9 344	42 379	14 497
277 NATURAL ABRASIVES NES	70	1 137	382	741 HEATING, COOLING EQUIPMNT	17 175	93 008	31 479
278 OTHER CRUDE MINERALS	45 990	3 667	1 328	742 PUMPS FOR LIQUIDS ETC	4 936	26 173	8 955
287 BASE METAL ORES, CONC NES	4 596	3 151	1 053	743 PUMPS NES, CENTRIFUGES ETC	7 052	52 886	18 304
288 NONFERR METAL SCRAP NES	8 800	2 684	967	744 MECHANICAL HANDLING EQU	22 983	34 712	12 266
291 CRUDE ANIMAL MTRIALS NES	1 391	8 243	2 859	745 NONELEC MACHY, TOOLS NES	20 355	96 697	32 961
292 CRUDE VEG MATERIALS NES	4 516	11 577	3 928	749 NONELEC MACH PTS, ACC NES	23 174	91 474	31 573
334 PETROLEUM PRODUCTS REFIN	31 507	15 771	5 371	751 OFFICE MACHINES	1 335	12 112	4 221
335 RESIDUAL PETRLM PROD NES	1 626	587	198	752 AUTOMATIC DATA PROC EQUIP	1 465	35 392	12 493
411 ANIMAL OILS AND FATS	60	112	38	755 OFFICE & ADP MCH PTS, ACC	1 480	66 633	22 431
423 FIXED VEG OILS SOFT	10 000	2 215	670	761 TELEVISION RECEIVERS	40	329	107
424 FIXED VEG OIL NONSOFT	31	533	185	763 SOUND RECORDRS, PHONOGRPH	274	3 404	1 156
431 PROCESD ANML VEG OIL, ETC	6 415	2 018	700	764 TELECOM EQPT, PTS, ACC NES	1 012	13 610	4 740
511 HYDROCARBONS NES, DERIVS	183 961	32 523	10 886	771 ELECTRIC POWER MACHY NES	782	5 849	2 033
512 ALCOHOLS, PHENOLS, ETC	265 384	69 274	23 145	772 SWITCHGEAR ETC & PTS NES	8 917	135 974	46 526
513 ORGANIC ACIDS, ETC	155 466	63 754	22 053	773 ELECTR DISTRIBUTING MACH	467	2 226	765
514 NITROGEN-FUNCTN COMPOUNDS	199 150	191 812	65 653	774 ELECTRO-MEDCL, XRAY EQUIP	1 957	52 454	17 922
515 ORG-INORG COMPOUNDS ETC	100 515	199 493	68 595	775 HOUSEHOLD TYPE EQUIP NES	12 296	70 169	24 285
516 OTHER ORGANIC CHEMICALS	151 648	60 175	20 225	776 TRANSISTORS, VALVES, ETC	794	34 741	12 066
522 INORG ELEMNTS, OXIDES, ETC	141 467	168 847	57 078	778 ELECTRICAL MACHINERY NES	19 604	95 271	32 739
523 OTHR INORGANIC CHEMICALS	566 331	124 943	42 537	781 PASS MOTOR VEH EXC BUSES	475 497	1 315 978	457 097
524 RADIOACTIVE ETC MATERIAL	517	85 184	27 719	782 LORRIES, SPCL MTR VEH NES	3 875	7 200	2 501
531 SYNT DYE, NAT INDOGO, LAKES	61 006	186 708	63 590	783 ROAD MOTOR VEHICLES NES	4 673	15 744	5 170
532 DYES NES, TANNING PRODS	49 239	15 337	5 193	784 MOTOR VEHCL PTS ACC NES	60 534	184 748	64 241
533 PIGMENTS, PAINTS, ETC	76 375	55 741	19 163	785 MOTOR & OTHER CYCLES ETC	3 094	11 502	3 958
541 MEDICINAL ETC PRODUCTS	53 881	518 934	177 783	786 VEH NES NONMOTR, TRAILERS	3 763	3 631	1 238
551 ESSENTIAL OIL, PERFUME, ETC	2 902	8 871	2 999	791 RAILWAY VEHICLES	613	1 721	664
553 PERFUMERY, COSMETICS, ETC	15 437	20 056	6 928	792 AIRCRAFT	223	10 538	3 631
554 SOAPS, CLEANING ETC PREPS	51 463	20 718	7 204	793 SHIPS AND BOATS	172	675	233
562 FERTILIZERS MANUFACTURED	1 045 228	35 228	12 420	812 PLUMBGB, HEATNG, LGHTNG EQU	2 499	7 030	2 408
582 PROD OF CONDENSATION ETC	121 731	105 223	36 152	821 FURNITURE	55 534	110 728	37 848
583 PROD OF POLYMERIZING ETC	98 706	63 872	21 930	831 TRAVEL GOODS, HANDBAGS	1 111	25 952	8 940
584 CELLULOSE DERIVATVS ETC	14 943	18 205	6 234	842 MENS OUTERWEAR NOT KNIT	134	2 770	969
585 PLASTIC MATERIALS NES	73 797	8 370	2 825	843 WOMENS OUTERWEAR NONKNIT	465	17 527	6 056
591 PESTICIDES, DISINFECTANTS	42 823	28 258	9 695	844 UNDERWEAR NOT KNIT	8	227	72
592 STARCH, INULIN, GLUTEN, ETC	38 701	18 058	6 172	845 OUTERWEAR KNIT NONELASTC	224	6 560	2 255
598 MISC CHEMICAL PRODS NES	202 057	195 385	66 907	846 UNDERWEAR KNITTED	391	8 837	3 131
611 LEATHER	22 176	10 465	3 625	847 TXTL CLTHNG ACCESRYS NES	170	4 160	1 434
612 LEATHER ETC MANUFACTURES	782	3 219	1 099	848 HEADGEAR, NONXTL CLOTHNG	376	14 604	5 020
613 FUR SKINS TANNED DRESSED	58	5 115	1 664	851 FOOTWEAR	906	5 332	1 856
621 MATERIALS OF RUBBER	3 951	4 019	1 386	871 OPTICAL INSTRUMENTS	1 331	36 293	12 447
625 RUBBER TYRES TUBES	82 021	61 846	21 743	872 MEDICAL INSTRUMENTS NES	2 552	110 099	38 507
628 RUBBER ARTICLES NES	1 519	9 022	3 021	873 METERS & COUNTERS NES	391	5 374	1 852
633 CORK MANUFACTURES	58	105	37	874 MEASURING, CONTROLNG INSTR	10 591	184 796	64 152
634 VENEERS, PLYWOOD, ETC	9 801	2 697	930	881 PHOTO APPAR & EQUIPT NES	3 416	56 159	19 552
635 WOOD MANUFACTURES NES	3 076	3 015	1 032	882 PHOTO, CINEMA SUPPLIES	6 589	13 667	4 605
641 PAPER AND PAPERBOARD	37 261	22 142	7 663	883 DEVELOPED CINEMA FILM	6	329	103
642 ARTICLES OF PAPER ETC	17 972	16 721	5 632	884 OPTICAL GOODS NES	783	43 652	15 118
651 TEXTILE YARN AND THREAD	30 384	58 680	19 953	885 WATCHES AND CLOCKS	921	28 714	9 584
652 COTTON FABRICS, WOVEN	4 156	26 517	8 929	892 PRINTED MATTER	16 339	52 818	18 046
653 WOVN MAN-MADE FIB FABRIC	2 324	13 375	4 555	893 ARTICLES OF PLASTIC NES	12 591	29 438	10 047
654 OTH WOVEN TEXTILE FABRIC	2 789	26 715	8 977	894 TOYS, SPORTING GOODS, ETC	12 226	34 211	11 801
655 KNIT ETC FABRICS	606	3 847	1 337	895 OFFICE SUPPLIES NES	3 151	32 284	11 107
656 LACE RIBBONS TULLE ETC	99	1 641	582	896 WORKS OF ART ETC	100	9 766	3 246
657 SPECIAL TEXTILE ETC PROD	13 934	22 436	7 683	897 GOLD, SILVER WARE, JEWELRY	258	21 411	7 354
658 TEXTILE ARTICLES NES	1 515	9 858	3 399	898 MUSICAL INSTRUMENTS, PTS	10 288	107 201	36 687
659 FLOOR COVERINGS ETC	1 743	3 504	1 186	899 OTHER MANUFACTURED GOODS	1 514	19 052	6 513
661 CEMENT ETC BUILDING PROD	1 007	217	76	901 ZOO ANIMALS, PETS	35	275	95
662 CLAY REFRACTORY BLDG PRO	38 401	7 297	2 469	951 WAR FIREARMS, AMMUNITION	117	947	336
663 OTH NONMETAL MINERAL MFS	5 766	11 520	3 912	961 COIN NONGOLD, NONCURRENT	38	261	89
664 GLASS	28 005	65 058	22 242	971 GOLD NON MONETARY NES	37	66 520	22 366
665 GLASSWARE	14 240	21 561	7 356	972 GOLD COIN		253	89
666 POTTERY	3 050	9 791	3 349				
667 PEARL, PREC- SEMI-P STONE	1 014	14 445	4 981				
671 PIG IRON ETC	14 871	8 836	3 036				

7 IMPORTS AND EXPORTS (SPECIAL TRADE) BY COUNTRIES OF PRODUCTION AND CONSUMPTION AND BY GROUPS OF THE SITC-REV. II 1985

GROUP DESCRIPTION	DT = 100 KG	1 000 DM	1 000 \$	GROUP DESCRIPTION	DT = 100 KG	1 000 DM	1 000 \$
TAIWAN				775 HOUSEHOLD TYPE EQUIP NES	658	2 301	784
IMPORTS				776 TRANSISTORS, VALVES, ETC	8 945	240 805	81 880
036 SHELL FISH FRESH, FROZEN	94	175	63	778 ELECTRICAL MACHINERY NES	18 486	64 058	22 123
037 FISH ETC PREPD PRSVD NES	13 500	6 840	2 331	784 MOTOR VEHCL PTS, ACC NES	876	1 074	360
048 CEREAL ETC PREPARATIONS	296	203	72	785 MOTOR & OTHER CYCLES ETC	19 593	14 245	4 801
054 VEG ETC FRSH, SMPLY PRSVD	46 346	21 332	7 122	786 VEH NES NONMOTR, TRAILERS	5 603	2 439	822
056 VEGTBLES ETC PRSVD, PREPD	159 875	72 385	24 527	793 SHIPS AND BOATS	8 502	7 205	2 368
057 FRUIT, NUTS, FRESH, DRIED	1 303	863	289	812 PLUMBG, HEATNG, LGHTNG EQU	7 010	12 993	4 475
058 FRUIT PRESERVED, PREPARED	6 456	2 293	774	821 FURNITURE	35 495	26 113	8 818
062 SUGAR PREPS NON-COCOA	675	925	318	831 TRAVEL GOODS, HANDBAGS	72 594	139 342	47 714
074 TEA AND MATE	760	687	230	842 MENS OUTERWEAR NOT KNIT	33 398	106 072	35 878
081 FEEDING STUFF FOR ANIMLS	199	202	71	843 WOMENS OUTERWEAR NONKNIT	21 297	110 235	36 907
098 EDIBLE PRODUCTS, PREPS NES	1 945	1 091	371	844 UNDERWEAR NOT KNIT	13 128	51 804	17 596
112 ALCOHOLIC BEVERAGES	351	289	101	845 OUTERWEAR KNIT NONELASTC	36 512	165 579	56 495
121 TOBACCO UNMNFCTRD, REFUSE	13 789	3 378	1 207	846 UNDERWEAR KNITTED	12,705	51 147	17 147
223 SEEDS FOR OTH FIXED OILS	24	95	36	847 TXLT CLTHNG ACCESSRYS NES	8 523	24 989	8 663
233 RUBBER, SYNTHETIC, RECLAIMD	6 975	2 210	747	848 HEADGEAR, NONTXLT CLOTHNG	9 080	23 164	7 992
251 PULP AND WASTE PAPER	748	121	44	851 FOOTWEAR	86 780	270 327	91 069
266 SYNTHETIC FIBRE TO SPIN	297	86	32	871 OPTICAL INSTRUMENTS	104	662	221
282 IRON AND STEEL SCRAP	1 197	220	77	872 MEDICAL INSTRUMENTS NES	238	846	296
288 NONFERR METAL SCRAP NES	2 317	682	243	873 METERS & COUNTERS NES	151	826	282
289 PREC METAL ORE, WASTE NES		154	55	874 MEASURNG, CONTROLNG INSTR	2 609	12 594	4 316
291 CRUDE ANIMAL MTRIALS NES	3 741	5 460	1 865	881 PHOTO APPAR & EQUIPT NES	685	14 157	5 008
292 CRUDE VEG MATERIALS NES	4 943	3 606	1 236	884 OPTICAL GOODS NES	2 053	18 628	6 141
411 ANIMAL OILS AND FATS	1 241	396	150	885 WATCHES AND CLOCKS	866	9 433	3 268
512 ALCOHOLS, PHENOLS, ETC	61	178	67	892 PRINTED MATTER	1 727	2 576	868
513 ORGANIC ACIDS, ETC	1 060	269	98	893 ARTICLES OF PLASTIC NES	44 189	44 477	14 881
514 NITROGEN-FUNCTN COMPOUNDS	6 899	3 855	1 322	894 TOYS, SPORTING GOODS, ETC	157 717	187 263	64 616
515 ORG-INORG COMPOUNDS ETC	8 170	14 682	4 865	895 OFFICE SUPPLIES NES	2 129	7 673	2 520
516 OTHER ORGANIC CHEMICALS	1 684	4 118	1 363	896 WORKS OF ART ETC	359	822	287
522 INORG ELEMNTS, OXIDES, ETC	5 890	821	289	897 GOLD, SILVER WARE, JEWELRY	718	10 006	3 433
532 DYES NES, TANNING PRODS	13	113	39	898 MUSICAL INSTRUMENTS, PTS	3 878	11 306	3 889
541 MEDICINAL ETC PRODUCTS	3 623	12 218	4 073	899 OTHER MANUFACTURED GOODS	58 092	79 640	27 213
551 ESSENTL OIL, PERFUME, ETC	117	327	108	EXPORTS			
553 PERFUMERY, COSMETICS, ETC	575	866	309	001 LIVE ANIMALS	20	209	71
572 EXPLOSIVES, PYROTECH PROD	315	436	148	022 MILK AND CREAM	9 247	906	292
582 PROD OF CONDENSATION ETC	117	490	169	025 EGGS, BIRDS FRESH, PRSRVD	193	191	62
583 PROD OF POLYMERIZING ETC	12 879	5 871	2 087	034 FISH FRESH, CHILLED, FROZN	1	427	145
584 CELLULOSE DERIVATIVES ETC	220	212	77	048 CEREAL ETC PREPARATIONS	880	462	155
585 PLASTIC MATERIALS NES	954	994	338	054 VEG ETC FRSH, SMPLY PRSVD	2 303	1 536	506
591 PESTICIDES, DISINFECTANTS	629	857	297	058 FRUIT PRESERVED, PREPARED	2 223	669	234
592 STARCH, INULIN, GLUTEN, ETC	600	539	188	061 SUGAR AND HONEY	3 751	572	195
598 MISC CHEMICAL PRODS NES	434	137	45	062 SUGAR PREPS NON-COCOA	418	220	74
611 LEATHER	1 199	2 826	953	071 COFFEE AND SUBSTITUTES	1 767	2 770	966
612 LEATHER ETC MANUFACTURES	1 531	14 185	4 855	073 CHOCOLATE AND PRODUCTS	600	457	159
621 MATERIALS OF RUBBER	138	136	45	081 FEEDING STUFF FOR ANIMLS	63 130	8 864	3 053
625 RUBBER TYRES, TUBES	28 336	17 115	5 851	098 EDIBLE PRODUCTS, PREPS NES	883	652	228
628 RUBBER ARTICLES NES	4 660	5 178	1 756	111 NON-ALCOHL BEVERAGES NES	5 042	575	219
634 VENEERS, PLYWOOD, ETC	30 703	9 485	3 204	112 ALCOHOLIC BEVERAGES	333	151	52
635 WOOD MANUFACTURES NES	21 227	24 652	8 336	233 RUBBER SYNTHETIC, RECLAIMD	14 316	8 438	2 155
641 PAPER AND PAPERBOARD	162	147	51	247 OTH WOOD ROUGH, SQUARED	1 003	85	31
642 ARTICLES OF PAPER ETC	3 420	5 508	1 889	251 PULP AND WASTE PAPER	16 242	4 274	1 483
651 TEXTILE YARN AND THREAD	22 598	17 209	6 013	263 COTTON	2 608	608	230
652 COTTON FABRICS, WOVEN	17 975	23 564	8 073	266 SYNTHETIC FIBRE TO SPIN	22 741	9 882	3 337
653 WOVN MAN-MADE FIB FABRIC	52 165	55 796	19 048	273 STONE, SAND AND GRAVEL	800	134	45
655 KNIT ETC FABRICS	63	212	68	278 OTHER CRUDE MINERALS	5 000	571	189
656 LACE, RIBBONS, TULLE, ETC	265	1 604	568	287 BASE METAL ORES CONC NES	278	112	39
657 SPECIAL TEXTILE ETC PROD	2 998	4 667	1 579	288 NONFERR METAL SCRAP NES	42 922	6 721	2 217
658 TEXTILE ARTICLES NES	20 886	22 162	7 312	291 CRUDE ANIMAL MTRIALS NES	1 858	7 434	2 447
659 FLOOR COVERINGS ETC	503	187	66	292 CRUDE VEG MATERIALS NES	104	277	92
661 CEMENT ETC BUILDING PROD	28 455	10 365	3 570	334 PETROLEUM PRODUCTS, REFIN	59 475	24 952	8 495
662 CLAY, REFRACTORY BLDG PRD	525	120	37	335 RESIDUAL PETRLM PROD NES	6 962	1 362	475
663 OTH NONMETAL MINERAL MFS	1 923	2 055	700	423 FIXED VEG OILS, SOFT	5 000	1 190	382
664 GLASS	7 081	3 200	1 122	431 PROCESD ANML VEG OIL, ETC	14 954	4 499	1 513
665 GLASSWARE	7 937	12 553	4 204	511 HYDROCARBONS NES, DERIVS	36 162	8 207	2 822
666 POTTERY	66 080	56 240	19 194	512 ALCOHOLS, PHENOLS, ETC	437 905	58 073	20 694
667 PEARL, PREC-, SEMI-P STONE	14	1 462	509	513 ORGANIC ACIDS, ETC	126 162	30 525	10 490
678 IRON, STL TUBES, PIPES, ETC	5 242	3 181	1 104	514 NITROGEN-FUNCTN COMPOUNDS	58 181	35 640	12 080
682 COPPER EXC CEMENT COPPER	163	278	89	515 ORG-INORG COMPOUNDS ETC	10 324	15 265	5 264
684 ALUMINIUM	2 020	669	251	516 OTHER ORGANIC CHEMICALS	85 127	18 723	6 346
689 NON-FER BASE METALS NES	21	421	129	522 INORG ELEMNTS, OXIDES, ETC	95 397	37 897	12 975
691 STRUCTURES AND PARTS NES	57	90	33	523 OTHR INORGANIC CHEMICALS	167 544	20 023	6 803
692 METAL TANKS, BOXES, ETC	98	163	56	524 RADIOACTIVE ETC MATERIAL	41	314	107
693 WIRE PRODUCTS NON ELECTR	65	95	35	531 SYNT DYE, NAT INDGO, LAKES	18 787	60 526	20 575
694 STL, COPPR NAILS, NUTS ETC	30 237	15 658	5 302	532 DYES NES, TANNING PRODS	66 533	14 133	4 876
695 TOOLS	64 373	48 285	16 482	533 PIGMENTS, PAINTS, ETC	43 677	28 223	9 641
696 CUTLERY	6 371	11 098	3 737	541 MEDICINAL ETC PRODUCTS	9 343	53 651	18 264
697 BASE MTL HOUSEHOLD EQUIP	79 807	38 733	12 825	551 ESSENTL OIL, PERFUME, ETC	461	1 842	641
699 OTHER METAL MANUFACTURES	20 916	21 353	7 274	553 PERFUMERY, COSMETICS, ETC	525	665	225
713 INTRNL COMBUS PISTN ENGN	116	296	106	554 SOAPS, CLEANING ETC PREPS	30 464	11 895	4 071
716 ROTATING ELECTRIC PLANT	2 062	11 567	3 921	562 FERTILIZERS MANUFACTURED	18 486	1 647	579
718 OTH POWER GENERATNG MACHY	533	453	157	572 EXPLOSIVES, PYROTECH PROD	100	153	54
724 TEXTILE, LEATHER MACHNRY	27 609	56 014	18 865	582 PROD OF CONDENSATION ETC	63 999	48 187	16 431
725 PAPER ETC MILL MACHINERY	249	582	209	583 PROD OF POLYMERIZING ETC	35 558	16 120	5 470
728 OTH MACHY FOR SPCL INDUS	2 850	3 379	1 156	584 CELLULOSE DERIVATIVES ETC	16 488	13 421	4 602
736 MACHINE TOOLS FOR METAL	22 324	18 860	6 429	585 PLASTIC MATERIALS NES	476	111	38
737 METALWORKING MACHNRY NES	144	643	216	591 PESTICIDES, DISINFECTANTS	10 390	13 612	4 500
741 HEATING COOLING EQUIPMNT	230	208	68	592 STARCH, INULIN, GLUTEN ETC	73 113	6 353	2 197
742 PUMPS FOR LIQUIDS ETC	262	519	174	598 MISC CHEMICAL PRODS NES	129 385	72 900	24 653
743 PUMPS NES CENTRIFUGES ETC	5 706	9 170	3 111	605 INDUSTRIAL PLANT, CHAP 73	10 478	16 526	5 360
744 MECHANICAL HANDLING EQU	15 129	6 872	2 324	611 LEATHER	3 213	4 094	1 409
745 NONELEC MACHY, TOOLS NES	3 209	5 116	1 734	612 LEATHER ETC MANUFACTURES	753	1 964	666
749 NONELEC MACH PTS, ACC NES	2 061	4 749	1 624	613 FUR SKINS TANNED DRESSED	16	685	239
751 OFFICE MACHINES	3 803	33 646	11 276	621 MATERIALS OF RUBBER	598	1 577	520
752 AUTOMTIC DATA PROC EQUIP	13 822	102 585	36 472	625 RUBBER TYRES, TUBES	2 007	1 879	648
759 OFFICE & ADP MCH PTS ACC	4 193	88 668	29 764	628 RUBBER ARTICLES NES	192	1 003	340
761 TELEVISION RECEIVERS	2 905	8 383	2 747	634 VENEERS PLYWOOD, ETC	3 041	2 034	696
762 RADIO BROADCAST RECEIVRS	41 363	127 569	43 722	635 WOOD MANUFACTURES NES	1 255	371	126
763 SOUND RECORDRS, PHONOGRPH	5 465	20 754	7 091	641 PAPER AND PAPERBOARD	14 798	7 401	2 541
764 TELECOM EQPT, PTS, ACC NES	33 982	83 854	28 798	642 ARTICLES OF PAPER ETC	18 327	10 516	3 630
771 ELECTRIC POWER MACHY NES	3 165	10 006	3 471	651 TEXTILE YARN AND THREAD	338	740	257
772 SWITCHGEAR ETC & PTS NES	6 121	36 013	12 198	652 COTTON FABRICS, WOVEN	1 103	5 752	2 014
773 ELECTR DISTRIBUTING MACH	4 538	9 383	3 250	653 WOVN MAN-MADE FIB FABRIC	1 086	5 266	1 952

7 IMPORTS AND EXPORTS (SPECIAL TRADE) BY COUNTRIES OF PRODUCTION AND CONSUMPTION AND BY GROUPS OF THE SITC-REV. II 1985

GROUP DESCRIPTION	DT = 100 KG	1 000 DM	1 000 \$	GROUP DESCRIPTION	DT = 100 KG	1 000 DM	1 000 \$
654 OTH WOVEN TEXTILE FABRIC	306	1 130	387	HONG KONG			
655 KNIT ETC FABRICS	125	501	173				
656 LACE, RIBBONS, TULLE ETC	51	213	70	IMPORTS	883 401	3 709 567	1 261 249
657 SPECIAL TEXTILE ETC PROD	3 562	6 762	2 348				
658 TEXTILE ARTICLES NES	47	221	71	034 FISH FRESH, CHILLED, FROZEN	31	846	288
659 FLOOR COVERINGS ETC	1 207	1 130	424	035 FISH SALTED, DRIED, SMOKED	36	223	73
661 CEMENT ETC BUILDING PROD	4 264	116	39	048 CEREAL ETC PREPARATIONS	720	356	122
662 CLAY, REFRACTORY BLDG PRD	103 756	12 440	4 326	054 VEG ETC FRSH, SPLY PRSD	642	235	79
663 OTH NONMETAL MINERAL MFS	10 843	9 789	3 320	056 VEGTBLES ETC PRSD PRPD	413	211	77
664 GLASS	12 851	4 535	1 587	058 FRUIT PRESERVED, PREPARED	3 181	1 421	478
665 GLASSWARE	828	1 105	369	074 TEA AND MATE	130	143	48
667 PEARL, PREC-, SEMI-P STONE	275	368	129	075 SPICES	97	100	31
671 PIG IRON ETC	4 192	3 007	1 019	098 EDIBLE PRODCTS, PRFS NES	3 362	1 541	517
673 IRON AND STEEL SHAPES	36 059	4 392	1 473	211 HIDES, SKINS, UNDRRESSED	4	88	30
674 IRN, STL UNIV, PLATE, SHEET	40 254	6 523	2 182	212 FUR SKINS UNDRRESSED	4	373	116
675 IRON, STEEL HOOP, STRIP	15 243	5 118	1 707	263 COTTON	1 311	407	132
676 RAILWAY RAILS ETC IRN, STL	325	356	117	265 VEG FIBRE, EXCL COTN JUTE	200	93	30
677 IRN STL WIRE EXCL W ROD	2 147	983	329	268 WOOL (EXC TOPS), ANML HAIR	78	636	214
678 IRON, STL TUBES, PIPES, ETC	19 168	4 155	1 406	269 WASTE OF TEXTILE FABRICS	2 792	229	82
681 SILVER, PLATINUM, ETC	49	4 105	1 320	282 IRON AND STEEL SCRAP	1 131	215	69
682 COPPER EXC CEMENT COPPER	7 588	7 488	2 554	287 BASE METAL ORES, CONC NES	100	173	61
683 NICKEL	101	655	224	288 NONFERR METAL SCRAP NES	1 521	510	175
684 ALUMINIUM	13 900	12 287	4 161	289 PREC METAL ORE, WASTE NES			
686 ZINC	3 310	1 090	378	291 CRUDE ANIMAL MTRIALS NES	1 505	2 614	915
687 TIN	26	183	62	292 CRUDE VEG MATERIALS NES	4 832	3 249	1 077
689 NON-FER BASE METALS NES	187	1 677	582	424 FIXED VEG OIL NONSOFT	106	95	34
691 STRUCTURES AND PARTS NES	1 810	1 581	549	514 NITROGEN-FUNCTN COMPOUNDS	176	92	36
692 METAL TANKS, BOXES, ETC	278	306	111	515 ORG-INORG COMPOUNDS ETC	202	493	182
693 WIRE PRODUCTS NON ELECTR	728	800	258	522 INORG ELEMNTS OXIDES, ETC	503	442	165
694 STL COPPR NAILS, NUTS, ETC	458	829	295	533 PIGMENTS, PAINTS, ETC	173	102	38
695 TOOLS	1 407	8 463	2 899	541 MEDICINAL ETC PRODUCTS	126	985	339
696 CUTLERY	57	756	249	551 ESSENTL OIL PERFUME, ETC	114	192	62
697 BASE MTL HOUSEHOLD EQUIP	635	675	227	553 PERFUMERY, COSMETICS, ETC	64	193	71
699 OTHER METAL MANUFACTURES	3 423	6 026	2 038	572 EXPLOSIVES, PYROTECH PROD	1 532	1 003	363
700 INDUSTRIAL PLANT, CHAP 84	5 447	34 215	11 731	583 PROD OF POLYMERIZING ETC	397	259	83
703 INDUSTRIAL PLANT, CHAP 85	959	6 064	2 079	611 LEATHER	100	202	68
711 STEAM BOILERS & AUX PLNT	1 124	2 425	784	612 LEATHER ETC MANUFACTURES	172	514	183
712 STEAM ENGINES TURBINES	276	2 175	671	613 FUR SKINS TANNED, DRESSED	158	778	259
713 INTRNL COMBUS PISTN ENGN	1 532	5 974	2 106	621 MATERIALS OF RUBBER	62	235	82
716 ROTATING ELECTRIC PLANT	2 265	7 241	2 471	628 RUBBER ARTICLES NES	264	457	152
718 OTH POWER GENERATG MACHY	127	1 006	331	635 WOOD MANUFACTURES NES	1 563	1 180	407
721 AGRIC MACHY, EXC TRACTORS	936	1 511	546	642 ARTICLES OF PAPER ETC	4 743	5 516	1 860
722 TRACTORS NON-ROAD	1 315	1 274	416	651 TEXTILE YARN AND THREAD	167	575	185
723 CIVIL ENGINEERG EQUIP ETC	6 719	4 766	1 682	652 COTTON FABRICS, WOVEN	3 552	6 510	2 149
724 TEXTILE, LEATHER MACHNRY	59 088	200 491	68 591	653 WOVN MAN-MADE FIB FABRIC	3 150	4 617	1 500
725 PAPER ETC MILL MACHINERY	2 229	7 483	2 486	654 OTH WOVEN TEXTILE FABRIC	277	2 037	703
726 PRINTG, BKBINDG MACHY, PTS	6 193	24 741	8 491	655 KNIT ETC FABRICS	171	683	234
727 FOOD MACHRY NON-DOMESTIC	1 028	3 769	1 279	656 LACE RIBBONS TULLE, ETC	47	1 192	406
728 OTH MACHY FOR SPCL INDUS	16 820	78 000	26 467	657 SPECIAL TEXTILE ETC PROD	233	607	205
736 MACHINE TOOLS FOR METAL	11 037	31 194	10 447	658 TEXTILE ARTICLES NES	9 816	34 646	11 349
737 METALWORKING MACHNRY NES	1 898	5 103	1 708	659 FLOOR COVERINGS ETC	648	1 826	613
741 HEATING, COOLING EQUIPMNT	15 394	37 203	12 919	663 OTH NONMETAL MINERAL MFS	86	171	58
742 PUMPS FOR LIQUIDS ETC	1 988	11 819	4 052	664 GLASS	2 403	3 206	1 094
743 PUMPS NES, CENTRIFUGES ETC	9 972	34 544	11 627	665 GLASSWARE	1 258	1 081	368
744 MECHANICAL HANDLING EQU	15 594	28 468	10 130	666 POTTERY	582	771	261
745 NONELEC MACHY TOOLS NES	11 940	40 770	13 604	667 PEARL, PREC- SEMI-P STONE	30	8 872	3 044
749 NONELEC MACH PTS ACC NES	5 482	25 158	8 596	681 SILVER PLATINUM, ETC	345	17 633	6 008
751 OFFICE MACHINES	194	1 119	375	682 COPPER EXC CEMENT COPPER	1 003	2 712	948
752 AUTOMATIC DATA PROC EQUIP	458	7 309	2 661	687 TIN	251	607	241
759 OFFICE & ADP MCH PTS, ACC	1 300	15 696	5 462	692 METAL TANKS, BOXES ETC	611	1 344	468
761 TELEVISION RECEIVERS	1 988	7 300	2 621	694 STL, COPPR NAILS NUTS ETC	2 527	2 667	905
762 RADIO BROADCAST RECEIVRS	154	2 318	794	695 TOOLS	8 136	9 931	3 360
763 SOUND RECORDRS, PHONOGRPH	97	720	246	696 CUTLERY	3 612	6 234	2 105
764 TELECOM EQPT, PTS ACC NES	4 747	45 304	16 450	697 BASE MTL HOUSEHOLD EQUIP	13 403	18 676	6 264
771 ELECTRIC POWER MACHY NES	1 726	4 687	1 663	699 OTHER METAL MANUFACTURES	13 500	18 697	6 282
772 SWITCHGEAR ETC & PTS NES	3 670	23 339	7 897	714 ENGINES & MOTORS NES	370	88 833	33 618
773 ELECTR DISTRIBUTING MACH	725	1 236	426	716 ROTATING ELECTRIC PLANT	15 086	44 492	15 122
774 ELECTRO-MEDCL, XRAY EQUIP	526	16 145	5 666	723 CIVIL ENGINEERG EQUIP ETC	186	352	113
775 HOUSEHOLD TYPE EQUIP NES	738	1 480	506	724 TEXTILE LEATHER MACHNRY	105	354	120
776 TRANSISTORS VALVES ETC	761	95 402	32 701	725 PAPER ETC MILL MACHINERY	44	1 295	437
778 ELECTRICAL MACHINERY NES	14 251	22 389	7 769	726 PRINTG, BKBINDG MACHY PTS	64	485	165
781 PASS MOTOR VEH EXC BUSES	75 462	186 486	64 739	728 OTH MACHY FOR SPCL INDUS	37	464	164
782 LORRIES, SPCL MTR VEH NES	2 552	4 362	1 459	737 METALWORKING MACHNRY NES	1 032	1 888	625
783 ROAD MOTOR VEHICLES NES	1 439	1 943	673	741 HEATING COOLING EQUIPMNT	131	1 235	420
784 MOTOR VEHCL PTS, ACC NES	7 757	21 799	7 534	742 PUMPS FOR LIQUIDS ETC	136	189	64
785 MOTOR & OTHER CYCLES ETC	3 412	4 131	1 403	743 PUMPS NES CENTRIFUGES ETC	2 278	3 201	1 044
786 VEH NES NONMOTR TRAILERS	3 019	1 382	466	745 NONELEC MACHY TOOLS NES	825	1 756	608
792 AIRCRAFT	2	889	293	749 NONELEC MACH PTS ACC NES	147	2 006	679
793 SHIPS AND BOATS	62 467	1 356	513	751 OFFICE MACHINES	4 951	26 508	9 345
801 INDUSTRIAL PLANT, CHAP 90	426	6 464	2 223	752 AUTOMATIC DATA PROC EQUIP	3 142	104 771	37 536
802 INDUSTRIAL PLANT, CHAP 94	15	119	42	759 OFFICE & ADP MCH PTS ACC	1 210	35 408	12 479
812 PLUMBG, HEATNG, LGHTNG EQU	635	1 050	355	761 TELEVISION RECEIVERS	2 694	7 839	2 767
821 FURNITURE	2 402	1 767	594	762 RADIO BROADCAST RECEIVRS	30 332	102 713	35 431
846 UNDERWEAR KNITTED	1	77	30	763 SOUND RECORDRS PHONOGRPH	3 738	16 691	5 896
847 TXTL CLTHNG ACCESSRY NES	7	133	46	764 TELECOM EQPT PTS ACC NES	5 467	24 577	8 360
848 HEADGEAR NONTXTL CLOTHNG	77	1 072	365	771 ELECTRIC POWER MACHY NES	6 749	33 340	11 276
851 FOOTWEAR	19	158	58	772 SWITCHGEAR ETC & PTS NES	2 985	14 779	5 053
871 OPTICAL INSTRUMENTS	140	4 452	1 547	773 ELECTR DISTRIBUTING MACH	405	1 009	340
872 MEDICAL INSTRUMENTS NES	459	17 037	5 765	774 ELECTRO-MEDCL, XRAY EQUIP	22	351	117
873 METERS & COUNTERS NES	17	557	201	775 HOUSEHOLD TYPE EQUIP NES	24 673	67 699	23 221
874 MEASURNG, CONTROLING INSTR	3 530	104 133	36 391	776 TRANSISTORS VALVES, ETC	1 231	97 822	33 624
881 PHOTO APPAR & EQUIP NES	718	6 976	2 505	778 ELECTRICAL MACHINERY NES	6 313	28 668	9 809
882 PHOTO CINEMA SUPPLIES	1 800	3 077	1 062	792 AIRCRAFT	4	533	178
884 OPTICAL GOODS NES	61	4 703	1 607	793 SHIPS AND BOATS	410	309	103
885 WATCHES AND CLOCKS	217	7 806	622	812 PLUMBG, HEATNG LGHTNG EQU	9 363	14 493	4 876
892 PRINTED MATTER	1 033	7 480	2 775	821 FURNITURE	3 791	5 481	1 866
893 ARTICLES OF PLASTIC NES	1 054	3 312	1 129	831 TRAVEL GOODS HANDBAGS	34 021	77 740	26 291
894 TOYS, SPORTING GOODS ETC	273	613	281	842 MENS OUTERWEAR NOT KNIT	84 609	361 510	120 479
895 OFFICE SUPPLIES NES	1 314	4 494	1 515	843 WOMENS OUTERWEAR NONKNIT	104 181	668 525	223 613
896 WORKS OF ART ETC	18	1 060	409	844 UNDERWEAR NOT KNIT	42 109	202 214	68 052
897 GOLD SILVER WARE, JEWELRY	2	816	264	845 OUTERWEAR KNIT NONELASTC	75 864	480 441	164 576
898 MUSICAL INSTRUMENTS PTS	1 282	10 900	3 721	846 UNDERWEAR KNITTED	39 781	190 274	63 520
899 OTHER MANUFACTURED GOODS	230	1 879	633	847 TXTL CLTHNG ACCESSRY NES	8 932	34 246	11 977
951 WAR FIREARMS, AMMUNITION	48	148	48	848 HEADGEAR NONTXTL CLOTHNG	17 707	64 364	22 072
971 GOLD, NON MONETARY NES	1	142	46	851 FOOTWEAR	11 930	20 299	6 745

7 IMPORTS AND EXPORTS (SPECIAL TRADE) BY COUNTRIES OF PRODUCTION AND CONSUMPTION AND BY GROUPS OF THE SITC-REV. II 1985

GROUP DESCRIPTION	DT = 100 KG	1 000 DM	1 000 \$	GROUP DESCRIPTION	DT = 100 KG	1 000 DM	1 000 \$
871 OPTICAL INSTRUMENTS	674	9 774	3 295	665 GLASSWARE	2 948	5 188	1 781
872 MEDICAL INSTRUMENTS NES	1 115	2 908	991	666 POTTERY	767	1 989	698
873 METERS & COUNTERS NES	50	285	100	667 PEARL, PREC., SEMI-P STONE	315	14 781	5 164
874 MEASURING, CONTROLLING INSTR	996	7 228	2 455	672 IRON, STL PRIMARY FORMS	298 760	16 527	5 976
881 PHOTO APPAR & EQUIPT NES	2 632	31 083	10 639	673 IRON AND STEEL SHAPES	105 738	8 502	3 162
882 PHOTO, CINEMA SUPPLIES	239	2 793	1 027	674 IRN STL UN'V PLATE, SHEET	31 211	6 599	2 238
883 DEVELOPED CINEMA FILM	10	204	68	675 IRON, STEEL HOOP, STRIP	13 075	4 416	1 503
884 OPTICAL GOODS NES	1 374	6 259	2 151	676 RAILWAY RAILS ETC IRN, STL	1 591	336	120
885 WATCHES AND CLOCKS	11 875	200 339	68 581	677 IRN, STL WIRE EXCL W ROD	1 393	648	220
892 PRINTED MATTER	9 261	10 274	3 522	678 IRON, STL TUBES, PIPES, ETC	13 541	3 485	1 220
893 ARTICLES OF PLASTIC NES	52 836	58 057	19 710	681 SILVER, PLATINUM, ETC	86	4 037	1 354
894 TOYS, SPORTING GOODS, ETC	102 446	171 234	57 881	682 COPPER EXC CEMENT COPPER	22 610	37 984	12 711
895 OFFICE SUPPLIES NES	1 161	2 764	938	683 NICKEL	77	413	135
896 WORKS OF ART ETC	160	3 149	1 076	684 ALUMINIUM	12 828	9 020	3 072
897 GOLD, SILVER WARE, JEWELRY	2 369	41 596	14 387	686 ZINC	1 461	714	239
898 MUSICAL INSTRUMENTS, PTS	15 278	31 531	10 736	691 STRUCTURES AND PARTS NES	3 885	6 329	2 175
899 OTHER MANUFACTURED GOODS	21 669	46 656	15 679	692 METAL TANKS, BOXES, ETC	307	608	195
941 ZOO ANIMALS, PETS	35	630	217	693 WIRE PRODUCTS NON ELECTR	2 831	1 887	649
961 COIN NONGOLD, NONCURRENT	*	*	*	694 STL, COPPR NAILS, NUTS, ETC	1 008	968	332
971 GOLD, NON MONETARY NES	*	*	*	695 TOOLS	3 131	15 554	5 272
				696 CUTLERY	622	4 623	1 582
EXPORTS	2 562 071	2 155 896	738 893	697 BASE MTL HOUSEHOLD EQUIP	12 937	18 803	6 503
011 MEAT FRESH, CHILLO FROZEN	26 663	5 255	1 808	699 OTHER METAL MANUFACTURES	8 085	13 354	4 525
014 MEAT PREPD, PRSVD, NES ETC	263	276	97	711 STEAM BOILERS & AUX PLNT	6 716	7 255	2 487
022 MILK AND CREAM	5 568	921	97	713 INTRNL COMBUS PISTN ENGA	1 626	8 943	3 047
024 CHEESE AND CURD	360	431	323	714 ENGINES & MOTORS NES	206	44 640	16 705
034 FISH FRESH, CHILLED FROZN	3	907	146	716 ROTATING ELECTRIC PLANT	1 649	4 955	1 685
037 FISH ETC PREPD PRSVD NES	68	1 726	307	718 OTH POWER GENERATG MACHY	277	1 223	419
048 CEREAL ETC PREPARATIONS	14 615	2 334	596	721 AGRIC MACHY, EXC TRACTORS	68	336	122
054 VEG ETC FRSH, SMPLY PRSVD	423	1 165	797	723 CIVIL ENGINEER EQUIP ETC	13 167	18 960	6 681
056 VEGTLES ETC PRSVD, PREPD	976	314	388	724 TEXTILE, LEATHER MACHNRY	21 287	94 034	32 468
057 FRUIT, NUTS, FRESH, DRIED	113	117	114	725 PAPER ETC MILL MACHINERY	3 568	8 244	2 812
058 FRUIT PRESERVED, PREPARED	157	180	43	726 PRINTG, BKBINDG MACHY PTS	12 302	36 811	12 542
061 SUGAR AND HONEY	8 175	416	63	727 FOOD MACHRY NON-DOMESTIC	587	3 059	1 081
062 SUGAR PREPS NON-COCOA	4 345	2 639	157	728 OTH MACHY FOR SPCL INDUS	14 166	57 709	20 150
071 COFFEE AND SUBSTITUTES	1 899	2 142	900	736 MACHINE TOOLS FOR METAL	3 172	10 398	3 548
073 CHOCOLATE AND PRODUCTS	1 426	2 754	727	737 METALWORKING MACHNRY NES	524	2 084	730
075 SPICES	83	102	967	741 HEATING, COOLING EQUIPMNT	3 222	8 971	3 018
081 FEEDING STUFF FOR ANMLs	5 034	4 407	32	742 PUMPS FOR LIQUIDS ETC	5 252	13 858	4 746
098 EDIBLE PRODUCTS, PREPS NES	2 954	2 770	1 508	743 PUMPS NES, CENTRIFUGES ETC	7 792	16 921	5 823
111 NON-ALCOHL BEVERAGES NES	35 044	4 907	941	744 MECHANICAL HANDLING EQU	16 025	21 746	7 613
112 ALCOHOLIC BEVERAGES	45 490	7 530	1 628	745 NONELEC MACHY, TOOLS NES	2 768	15 181	5 266
122 TOBACCO MFRS	363	862	2 596	749 NONELEC MACH PTS, ACC NES	6 083	25 236	6 634
211 HIDES, SKINS, UNRESSED	7 247	2 622	307	751 OFFICE MACHINES	3 356	19 448	6 292
212 FUR SKINS UNRESSED	2	138	898	752 AUTOMATIC DATA PROC EQUIP	1 124	29 174	9 644
233 RUBBER, SYNTHETIC, RECLAIMD	4 203	735	46	759 OFFICE & ADP MCH PTS ACC	331	4 386	1 462
274 SULPHUR ETC	4 675	240	596	761 TELEVISION RECEIVERS	13 183	45 748	14 387
277 NATURAL ABRASIVES NES	276	146	81	762 RADIO BROADCAST RECEIVRS	146	1 999	684
286 OTHER CRUDE MINERALS	38 900	610	51	763 SOUND RECORDRS PHONOGRPH	512	3 525	1 184
287 BASE METAL ORES, CONC NES	747	176	212	764 TELECOM EPT, PTS, ACC NES	2 827	26 606	9 091
291 CRUDE ANIMAL MTRIALS NES	613	2 432	59	771 ELECTRIC POWER MACHY NES	6 605	6 380	2 284
292 CRUDE VEG MATERIALS NES	1 076	1 243	820	772 SWITCHGEAR ETC & PTS NES	4 702	24 303	8 438
334 PETROLEUM PRODUCTS REFIN	6 508	2 456	427	773 ELECTR DISTRIBUTING MACH	9 136	8 027	2 670
335 RESIDUAL PETRLM PROD NES	626	173	840	774 ELECTRO-MEDCL XRAY EQUIP	123	2 467	845
423 FIXED VEG OILS SOFT	258 623	46 316	60	775 HOUSEHOLD TYPE EQUIP NES	11 942	24 925	8 543
431 PROCESD ANML VEG OIL ETC	5 711	1 739	15 800	776 TRANSISTORS, VALVES ETC	765	56 697	19 330
511 HYDROCARBONS NES DERIVS	8 696	2 092	585	778 ELECTRICAL MACHINERY NES	9 999	29 617	10 166
512 ALCOHOLS, PHENOLS, ETC	5 254	2 043	727	781 PASS MOTOR VEH EXC BUSES	32 606	94 603	32 108
513 ORGANIC ACIDS, ETC	97 641	17 014	712	782 LORRIES SPCL MTR VEH NES	2 636	5 894	2 007
514 NITROGEN-FUNCTN COMPOUNDS	9 039	8 291	5 801	783 ROAD MOTOR VEHICLES NES	145	211	80
515 ORG-INORG COMPOUNDS ETC	6 835	6 669	2 852	784 MOTOR VEHCL PTS, ACC NES	8 735	30 493	10 463
516 OTHER ORGANIC CHEMICALS	5 030	2 428	2 264	786 VEH NES NONMOTR TRAILERS	8 530	10 866	3 722
522 INORG ELEMNTS, OXIDES, ETC	70 460	12 747	625	791 RAILWAY VEHICLES	603	1 262	441
523 OTHR INORGANIC CHEMICALS	34 896	35 982	4 341	792 AIRCRAFT	14	5 136	1 882
524 RADIOACTIVE ETC MATERIAL	2	85	12 257	793 SHIPS AND BOATS	73 252	2 591	907
531 SYNT DYE, NAT INDOGO, LAKES	32 758	98 789	31	812 PLUMBG, HEATNG, LGHTNG EQU	4 150	13 999	4 794
532 DYES NES, TANNING PRODS	8 033	1 976	821	821 FURNITURE	23 239	21 645	7 453
533 PIGMENTS, PAINTS, ETC	15 915	14 310	681	831 TRAVEL GOODS, HANDBAGS	581	11 021	3 758
541 MEDICINAL ETC PRODUCTS	8 572	44 487	4 941	842 MENS OUTERWEAR NOT KNIT	145	2 102	727
551 ESSENTL OIL, PERFUME ETC	1 812	5 763	15 254	843 WOMENS OUTERWEAR NONKNIT	399	9 798	3 380
553 PERFUMERY, COSMETICS, ETC	7 679	9 313	1 970	844 UNDERWEAR NOT KNIT	22	540	187
554 SOAPS CLEANING ETC PREPS	39 416	14 277	3 224	845 OUTERWEAR KNIT NONELASTC	239	4 315	1 502
562 FERTILIZERS MANUFACTURED	36 764	1 736	4 917	846 UNDERWEAR KNITTED	103	1 225	421
572 EXPLOSIVES, PYROTECH PROD	75	210	592	847 TXTL CLTHNG ACCESSRYS NES	164	1 660	596
582 PROD OF CONDENSATION ETC	48 070	34 085	73	848 HEADGEAR NONTXTL CLOTHNG	118	4 106	1 435
583 PROD OF POLYMERIZING ETC	172 708	57 969	11 707	851 FOOTWEAR	1 527	10 587	3 719
584 CELLULOSE DERIVATVS ETC	17 868	12 331	19 548	871 OPTICAL INSTRUMENTS	130	6 126	2 129
585 PLASTIC MATERIALS NES	1 501	394	4 244	872 MEDICAL INSTRUMENTS NES	578	14 661	5 086
591 PESTICIDES DISINFECTANTS	3 109	1 671	139	873 METERS & COUNTERS NES	23	361	123
592 STARCH, INULIN, GLUTEN, ETC	64 291	9 966	561	874 MEASURING CONTROLLING INSTR	2 159	26 852	9 193
596 MISC CHEMICAL PRODS NES	80 619	33 710	3 356	881 PHOTO APPAR & EQUIPT NES	2 743	23 608	8 036
611 LEATHER	5 279	15 549	11 556	882 PHOTO, CINEMA SUPPLIES	12 870	13 884	4 773
612 LEATHER ETC MANUFACTURES	100	830	5 341	883 DEVELOPED CINEMA FILM	17	190	72
613 FUR SKINS TANNED DRESSED	506	52 738	280	884 OPTICAL GOODS NES	159	23 200	7 864
621 MATERIALS OF RUBBER	11 961	5 696	17 979	885 WATCHES AND CLOCKS	370	49 379	17 054
625 RUBBER TYRES, TUBES	690	711	1 952	892 PRINTED MATTER	3 322	4 011	1 396
628 RUBBER ARTICLES NES	555	1 665	246	893 ARTICLES OF PLASTIC NES	7 274	11 249	3 886
634 VENEERS, PLYWOOD ETC	1 407	410	574	894 TOYS SPORTING GOODS ETC	2 471	3 976	1 361
635 WOOD MANUFACTURES NES	1 768	722	139	895 OFFICE SUPPLIES NES	2 040	10 942	3 713
641 PAPER AND PAPERBOARD	75 124	14 871	253	896 WORKS OF ART ETC	2	3 894	1 264
642 ARTICLES OF PAPER ETC	52 612	27 539	5 048	897 GOLD SILVER WARE, JEWELRY	41	11 250	3 930
651 TEXTILE YARN AND THREAD	2 450	6 006	9 401	898 MUSICAL INSTRUMENTS PTS	3 034	15 936	5 339
652 COTTON FABRICS WOVEN	7 940	26 726	2 058	899 OTHER MANUFACTURED GOODS	1 375	6 505	2 214
652 WOVN MAN-MADE FIB FABRIC	5 407	25 645	9 249	951 WAP PIPEARMS, AMMUNITION	186	617	213
654 OTH WOVEN TEXTILE FABRIC	916	7 331	9 038	971 GOLD NON MONETARY NES	6	24 130	8 012
655 KNIT ETC FABRICS	999	4 353	2 487	972 GOLD COIN		185	65
656 LACE, RIBBONS TULLE, ETC	1 054	4 356	1 507				
657 SPECIAL TEXTILE ETC PROD	12 425	30 087	10 496				
658 TEXTILE ARTICLES NES	446	2 135	748				
659 FLOOR COVERINGS ETC	1 811	1 314	454				
661 CEMENT ETC BUILDING PROD	514	273	90				
662 CLAY, REFRACTORY BLDG PRD	72 066	7 589	2 587				
663 OTH NONMETAL MINERAL MFS	2 128	2 788	950				
664 GLASS	115 732	12 425	4 186				

7 IMPORTS AND EXPORTS (SPECIAL TRADE) BY COUNTRIES OF PRODUCTION AND CONSUMPTION AND BY GROUPS OF THE SITC-REV. II 1985

GROUP DESCRIPTION	DT * 100 KG	1 000 DM	1 000 \$	GROUP DESCRIPTION	DT * 100 KG	1 000 DM	1 000 \$
MACAO				699 OTHER METAL MANUFACTURES	221	513	176
IMPORTS	81 486	297 470	101 831	713 INTRNL COMBUS PISTN ENGN	41 824	69 129	23 320
036 SHELL FISH FRESH,FROZEN	77	152	51	714 ENGINES & MOTORS NES	4	325	117
658 TEXTILE ARTICLES NES	433	1 194	393	716 ROTATING ELECTRIC PLANT	36	151	52
762 RADIO BROADCAST RECEIVRS	497	2 312	776	718 OTH POWER GENERATG MACHY	10	193	67
831 TRAVEL GOODS,HANDBAGS	236	1 219	400	725 PAPER ETC MILL MACHINERY	161	102	32
842 MENS OUTERWEAR NOT KNIT	17 042	49 797	16 839	726 PRINTG,BKBINDG MACHY,PTS	6	116	37
843 WOMENS OUTERWEAR NONKNIT	10 825	40 691	13 617	727 FOOD MACHRY NON-DOMESTIC	92	645	223
844 UNDERWEAR NOT KNIT	8 803	28 719	9 847	728 OTH MACHY FOR SPCL INDUS	445	946	324
845 UNDERWEAR KNIT NONELASTC	21 391	107 692	37 672	736 MACHINE TOOLS FOR METAL	81	1 204	432
846 UNDERWEAR KNITTED	6 401	29 016	9 622	737 METALWORKING MACHNRY NES	75	254	79
847 TXTL CLTHNG ACCESSRY NES	2 570	8 970	3 171	741 HEATING,COOLING EQUIPMNT	64	410	132
848 HEADGEAR,NONTXTL CLOTHNG	147	889	321	742 PUMPS FOR LIQUIDS ETC	50	429	144
871 OPTICAL INSTRUMENTS	235	1 184	390	743 PUMPS NES,CENTRIFUGES ETC	63	435	154
881 PHOTO APPAR & EQUIPT NES	135	1 136	372	744 MECHANICAL HANDLING EQU	49	130	42
893 ARTICLES OF PLASTIC NES	17	114	41	745 NONELEC MACHY, TOOLS NES	92	519	189
894 TOYS,SPORTING GOODS,ETC	12 478	23 373	8 081	749 NONELEC MACH PTS,ACC NES	949	1 627	580
896 WORKS OF ART ETC	16	202	69	752 AUTOMTIC DATA PROC EQUIP	54	2 375	783
899 OTHER MANUFACTURED GOODS	60	304	101	759 OFFICE & ADP MCH PTS,ACC	52	1 963	654
EXPORTS	3 891	5 744	2 037	764 TELECOM EQPT,PTS,ACC NES	15	1 204	412
514 NITROGEN-FUNCTN COMPOUNDS	800	394	128	772 SWITCHGEAR ETC & PTS NES	70	659	223
541 MEDICINAL ETC PRODUCTS	39	206	72	773 ELECTR DISTRIBUTING MACH	294	437	150
583 PROD OF POLYMERIZING ETC	104	92	34	774 ELECTRO-MEDCL,XRAY EQUIP	2	170	55
611 LEATHER	21	96	36	776 TRANSISTORS,VALVES,ETC	1	193	63
651 TEXTILE YARN AND THREAD	61	195	70	778 ELECTRICAL MACHINERY NES	1 913	4 234	1 497
652 COTTON FABRICS WOVEN	50	120	39	781 PASS MOTOR VEH EXC BUSES	67	134	41
724 TEXTILE,LEATHER MACHNRY	86	250	83	784 MOTOR VEHCL PTS,ACC NES	626	589	194
726 PRINTG,BKBINDG MACHY PTS	149	404	161	792 AIRCRAFT	4	638	209
744 MECHANICAL HANDLING EQU	255	321	118	821 FURNITURE	112	334	117
745 NONELEC MACHY, TOOLS NES	135	1 123	413	845 OUTERWEAR KNIT NONELASTC	7	100	30
759 OFFICE & ADP MCH PTS ACC	16	132	40	848 HEADGEAR,NONTXTL CLOTHNG	176	275	92
764 TELECOM EQPT,PTS,ACC NES	7	458	172	872 MEDICAL INSTRUMENTS NES	25	622	217
771 ELECTRIC POWER MACHY NES	838	498	173	874 MEASURING,CONTROLLING INSTR	83	3 805	1 315
776 TRANSISTORS,VALVES,ETC		129	43	881 PHOTO APPAR & EQUIPT NES	7	413	139
893 ARTICLES OF PLASTIC NES	964	527	181	882 PHOTO,CINEMA SUPPLIES	12	135	49
AUSTRALIA				884 OPTICAL GOODS NES	170	2 821	963
IMPORTS	98 852 448	2 112 052	716 498	885 WATCHES AND CLOCKS		265	92
011 MEAT FRESH,CHILLD,FROZEN	55 836	37 250	12 380	892 PRINTED MATTER	179	1 208	437
014 MEAT PREPC,PRSV,D,NES ETC	497	905	317	893 ARTICLES OF PLASTIC NES	235	274	84
034 FISH FRESH,CHILLED,FROZN	1 136	1 402	487	894 TOYS,SPORTING GOODS,ETC	963	2 611	882
042 RICE	33 933	3 081	1 203	896 WORKS OF ART ETC	52	1 160	398
043 BARLEY UNMILLED	54 104	3 061	1 030	897 GOLD,SILVER WARE,JEWELRY		87	33
045 CEREALS NES UNMILLED	9 980	877	304	898 MUSICAL INSTRUMENTS,PTS	33	300	102
054 VEG ETC FRSH SMPLY PRSV,D	110 317	5 075	1 661	899 OTHER MANUFACTURED GOODS	27	7 259	2 471
057 FRUIT,NUTS,FRESH,DRIED	199 374	53 607	18 703	951 WAR FIREARMS,AMMUNITION	257	343	115
058 FRUIT PRESERVED,PREPARED	21 841	4 340	1 509	EXPORTS	5 586 619	4 587 231	1 575 663
061 SUGAR AND HONEY	279 200	11 356	3 835	014 MEAT PREPC,PRSV,D,NES ETC	1 026	1 177	405
081 FEEDING STUFF FOR ANIMLS	258 611	10 365	3 271	024 CHEESE AND CURD	19 280	15 651	5 310
098 EDIBLE PRODUCTS,PREPS NES	130	122	42	034 FISH FRESH,CHILLED,FROZN	82	170	59
112 ALCOHOLIC BEVERAGES	605	240	85	037 FISH ETC PREPC PRSV,D NES	6 727	5 043	1 728
211 HIDES,SKINS,UNDRESSED	54 066	20 834	7 159	048 CEREAL ETC PREPARATIONS	12 719	7 080	2 473
212 FUR SKINS UNDRESSED	1 055	6 881	2 469	054 VEG ETC FRSH,SMPLY PRSV,D	411	519	182
222 SEEDS FOR SOFT/FIXED OIL	12 945	1 773	616	056 VEGTBLES ETC PRSV,D,PREPC	4 369	2 840	861
223 SEEDS FOR OTH FIXED OILS	12 968	1 551	534	057 FRUIT,NUTS,FRESH,DRIED	1 682	1 644	578
247 OTH WOOD ROUGH,SQUARED	743	103	35	058 FRUIT PRESERVED,PREPARED	3 262	2 289	803
248 WOOD SHAPED	1 758	272	91	061 SUGAR AND HONEY	2 658	343	117
263 COTTON	4 270	1 556	569	062 SUGAR PREPS NON-COCOA	2 690	1 525	538
267 OTHER MAN-MADE FIBRES	363	126	41	071 COFFEE AND SUBSTITUTES	6 151	12 564	4 283
268 WOOL(EXC TOPS),ANML HAIR	344 680	346 669	116 938	072 COCOA	6 790	7 496	2 554
278 OTHER CRUDE MINERALS	44 155	1 765	618	075 SPICES	5 064	6 226	2 184
281 IRON ORE,CONCENTRATES	69 593 408	501 019	170 421	081 FEEDING STUFF FOR ANIMLS	10 651	2 134	768
282 IRON AND STEEL SCRAP	7 170	1 161	383	098 EDIBLE PRODUCTS,PREPS NES	5 626	4 441	1 502
287 BASE METAL ORES,CONC NES	19 511 983	494 401	169 251	111 NON-ALCOHL BEVERAGES NES	1 327	217	72
288 NONFERR METAL SCRAP NES	213 489	5 265	1 796	112 ALCOHOLIC BEVERAGES	30 008	12 927	4 357
291 CRUDE ANIMAL MTRIALS NES	6 728	15 563	5 363	122 TOBACCO MFRS	34	129	44
292 CRUDE VEG MATERIALS NES	371 088	21 248	6 952	233 RUBBER,SYNTHETIC,RECLAIMD	8 214	2 989	1 077
322 COAL,LIGNITE,PEAT	7 238 705	111 004	37 643	251 PULP AND WASTE PAPER	1 924	407	143
323 BRIQUETS,COKE,SEMI-COKE	27 461	784	301	266 SYNTHETIC FIBRE TO SPIN	14 424	6 899	2 366
411 ANIMAL OILS AND FATS	75 718	11 886	3 969	273 STONE,SAND AND GRAVEL	2 781	152	49
423 FIXED VEG OILS,SOFT	2 837	710	268	277 NATURAL ABRASIVES NES	5	117	40
424 FIXED VEG OIL NONSOFT	1 935	485	178	278 OTHER CRUDE MINERALS	9 197	1 848	639
431 PROCESD ANML VEG OIL ETC	3 139	1 713	583	287 BASE METAL ORES,CONC NES	799	185	65
511 HYDROCARBONS NES,DERIVS	42	87	30	291 CRUDE ANIMAL MTRIALS NES	13	130	42
523 OTHR INORGANIC CHEMICALS	534	1 025	325	292 CRUDE VEG MATERIALS NES	1 905	3 603	1 255
524 RADIOACTIVE ETC MATERIAL	7 250	148 937	45 455	322 COAL,LIGNITE,PEAT	60 809	1 761	601
541 MEDICINAL ETC PRODUCTS	28	634	68	334 PETROLEUM PRODUCTS,REFIN	43 643	11 743	4 051
551 ESSENTL OIL PERFUME,ETC	68	203	512	335 RESIDUAL PETRLM PROD NES	5 047	1 004	349
582 PROD OF POLYMERIZING ETC	234	100	30	423 FIXED VEG OILS SOFT	8 200	1 715	552
598 MISC CHEMICAL PRODS NES	375	620	216	431 PROCESD ANML VEG OIL,ETC	24 667	6 105	2 043
611 LEATHER	725	652	222	511 HYDROCARBONS NES,DERIVS	29 931	4 800	1 668
613 FUR SKINS TANNED,DRESSED	175	556	68	512 ALCOHOLS PHENOLS,ETC	24 325	8 935	3 035
625 RUBBER TYRES,TUBES	354	428	30	513 ORGANIC ACIDS ETC	72 312	52 645	17 862
628 RUBBER ARTICLES NES	8	83	215	514 NITROGEN-FUNCTN COMPOUNDS	23 870	16 119	5 511
634 VENEERS,PLYWOOD,ETC	251	83	30	515 ORG-INORG COMPOUNDS ETC	12 571	42 382	14 248
651 TEXTILE YARN AND THREAD	2 625	4 317	1 366	516 OTHER ORGANIC CHEMICALS	12 363	15 259	5 173
663 OTH NONMETAL MINERAL MFS	2 445	1 097	403	522 INORG ELEMNTS,OXIDES,ETC	2 143 259	45 731	15 356
664 GLASS	982	784	290	523 OTHR INORGANIC CHEMICALS	93 714	14 223	4 824
667 PEARL,PREC-SEM-P STONE	62	3 165	1 067	524 RADIOACTIVE ETC MATERIAL	1	245	86
674 IRN,STL UNIV,PLATE,SHEET	10 276	1 329	467	531 SYNT DYE NAT INDOGO,LAKES	17 120	35 145	11 950
678 IRON,STL TUBES,PIPES,ETC	637	518	169	532 DYES NES,TANNING PRODS	13 345	2 559	862
681 SILVER,PLATINUM ETC		593	179	533 PIGMENTS,PAINTS,ETC	58 247	23 801	8 111
682 COPPER EXC CEMENT COPPER	13 366	5 823	2 018	541 MEDICINAL ETC PRODUCTS	16 543	124 067	42 548
683 NICKEL	51 580	76 694	25 442	551 ESSENTL OIL,PERFUME ETC	1 309	5 036	1 739
684 ALUMINIUM	78 202	28 562	9 230	553 PERFUMERY,COSMETICS,ETC	4 931	8 361	2 930
685 LEAD	64 876	8 962	3 196	554 SOAPS,CLEANING ETC PREPS	30 454	15 799	5 441
686 ZINC	997	215	83	562 FERTILIZERS MANUFACTURED	34 217	3 224	1 087
689 NON-FER BASE METALS NES	82	173	59	572 EXPLOSIVES PYROTECH PROD	144	652	216
695 TOOLS	20	238	82	582 PROD OF CONDENSATION ETC	69 719	48 962	16 766
				583 PROD OF POLYMERIZING ETC	159 614	71 505	24 710
				584 CELLULOSE DERIVATIVES ETC	7 450	8 412	2 905
				585 PLASTIC MATERIALS NES	1 910	5 270	1 800
				591 PESTICIDES DISINFECTANTS	8 810	14 346	4 685

7 IMPORTS AND EXPORTS (SPECIAL TRADE) BY COUNTRIES OF PRODUCTION AND CONSUMPTION AND BY GROUPS OF THE SITC-REV. II 1985

GROUP DESCRIPTION	DT * 100 KG	1 000 DM	1 000 \$	GROUP DESCRIPTION	DT * 100 KG	1 000 DM	1 000 \$
592 STARCH, INULIN, GLUTEN, ETC	10 691	4 516	1 536	847 TXTL CLTHNG ACCESRY'S NES	223	1 681	585
598 MISC CHEMICAL PRODS NES	93 266	54 711	18 850	848 HEADGEAR, NONTXTL CLOTHNG	123	1 845	631
611 LEATHER	2 154	6 509	2 257	851 FOOTWEAR	873	6 718	2 252
612 LEATHER ETC MANUFACTURES	1 159	2 681	920	871 OPTICAL INSTRUMENTS	489	9 799	3 394
613 FUR, SKINS TANNED, DRESSED	13	436	151	872 MEDICAL INSTRUMENTS NES	1 595	32 791	11 619
621 MATERIALS OF RUBBER	6 134	7 104	2 450	873 METERS & COUNTERS NES	165	1 617	556
625 RUBBER TYRES, TUBES	26 822	21 018	7 141	874 MEASURING, CONTROLLNG INSTR	8 359	124 795	43 133
628 RUBBER ARTICLES NES	4 537	13 386	4 561	881 PHOTO APPAR & EQUIPT NES	3 386	29 979	10 195
633 CORK MANUFACTURES	485	1 989	663	882 PHOTO, CINEMA SUPPLIES	16 276	26 359	9 051
634 VENEERS, PLYWOOD, ETC	5 256	3 041	1 066	884 OPTICAL GOODS NES	399	19 255	6 541
635 WOOD MANUFACTURES NES	3 921	2 638	879	885 WATCHES AND CLOCKS	1 858	17 370	5 992
641 PAPER AND PAPERBOARD	432 221	138 400	46 697	892 PRINTED MATTER	13 015	16 401	5 686
642 ARTICLES OF PAPER ETC	6 844	10 253	3 479	893 ARTICLES OF PLASTIC NES	49 963	51 137	17 533
651 TEXTILE YARN AND THREAD	14 282	25 160	8 632	854 TOYS, SPORTING GOODS, ETC	8 200	18 402	6 351
652 COTTON FABRICS, WOVEN	5 173	20 724	7 097	895 OFFICE SUPPLIES NES	6 621	24 079	8 341
653 WOVN MAN-MADE FIB FABRIC	7 357	25 474	8 725	896 WORKS OF ART ETC	18	1 170	400
654 OTH WOVN TEXTILE FABRIC	649	3 535	1 211	897 GOLD, SILVER WARE, JEWELRY	185	22 621	7 697
655 KNIT ETC FABRICS	879	3 527	1 205	898 MUSICAL INSTRUMENTS, PTS	12 652	42 343	14 686
656 LACE, RIBBONS, TULLE, ETC	304	1 591	548	899 OTHER MANUFACTURED GOODS	3 542	13 002	4 458
657 SPECIAL TEXTILE ETC PROD	12 861	24 569	8 401	951 WAR FIREARMS, AMMUNITION	148	1 123	384
658 TEXTILE ARTICLES NES	671	2 266	783	971 GOLD, NON MONETARY NES	98		32
659 FLOOR COVERINGS ETC	3 305	3 714	1 253				
661 CEMENT ETC BUILDING PROD	792	178	63	PAPUA NEW G			
662 CLAY, REFRACTORY BLDG PRO	61 270	10 113	3 511				
663 OTH NONMETAL MINERAL MFS	30 310	19 652	6 795	IMPORTS	2 569 481	848 996	297 799
664 GLASS	91 439	17 589	6 017				
665 GLASSWARE	12 621	13 946	4 796	071 COFFEE AND SUBSTITUTES	181 706	159 282	57 236
666 POTTERY	5 717	7 537	2 603	072 COCOA	133 474	92 502	32 566
667 PEARL, PREC-, SEMI-P STONE		1 508	501	074 TEA AND MATE	879	653	211
671 PIG IRON ETC	15 120	2 876	998	075 SPICES	951	1 559	531
672 IRON, STL PRIMARY FORMS	1 167	138	45	081 FEEDING STUFF FOR ANIMLS	2 500	86	30
673 IRON AND STEEL SHAPES	18 862	5 277	1 776	223 SEEDS FOR OTH FIXED OILS	224 623	31 370	10 544
674 IRN, STL UNIV, PLATE, SHEET	31 918	14 279	4 712	232 NATURAL RUBBER, GUMS	3 616	768	267
675 IRON, STEEL HOOP, STRIP	16 432	5 196	1 768	287 BASE METAL ORES, CONC NES	1 793 075	265 668	91 560
677 IRN, STL WIRE EXCL W ROB	4 647	1 101	373	424 FIXED VEG OIL NONSOFT	227 660	41 037	13 841
678 IRON, STL TUBES, PIPES, ETC	24 569	7 726	2 606	513 ORGANIC ACIDS, ETC	10	85	33
679 IRN, STL CASTINGS UNWORKED	349	229	78	896 WORKS OF ART ETC	12	106	37
681 SILVER, PLATINUM, ETC	215	2 472	837	971 GOLD NON MONETARY NES	127	255 560	90 839
682 COPPER EXC CEMENT COPPER	28 156	19 518	6 631				
683 NICKEL	2 232	5 692	1 972	EXPORTS	136 628	34 140	11 829
684 ALUMINIUM	13 229	14 013	4 789				
686 ZINC	1 610	874	295	061 SUGAR AND HONEY	5 063	298	102
691 STRUCTURES AND PARTS NES	8 300	9 894	3 400	278 OTHER CRUDE MINERALS	40 461	1 321	462
692 METAL TANKS, BOXES, ETC	1 740	1 672	576	522 INORG ELEMNTS, OXIDES ETC	3 950	336	110
693 WIRE PRODUCTS NON ELECTR	2 462	1 642	552	523 OTHR INORGANIC CHEMICALS	44 579	14 758	5 205
694 STL, COPPR NAILS, NUTS, ETC	10 621	8 567	2 946	541 MEDICINAL ETC PRODUCTS	259	1 363	442
695 TOOLS	11 123	40 088	13 912	562 FERTILIZERS MANUFACTURED	31 817	1 707	561
696 CUTLERY	2 147	12 065	4 098	583 PROD OF POLYMERIZING ETC	2 450	1 070	346
697 BASE MTL HOUSEHOLD EQUIP	8 527	15 928	5 480	628 RUBBER ARTICLES NES	40	146	53
699 OTHER METAL MANUFACTURES	36 755	54 519	18 813	641 PAPER AND PAPERBOARD	380	124	45
700 INDUSTRIAL PLANT, CHAP 84	2 641	430	163	664 GLASS	1 545	271	92
703 INDUSTRIAL PLANT, CHAP 85	218	4 356	1 462	678 IRON, STL TUBES, PIPES, ETC	1 056	411	145
711 STEAM BOILERS & AUX PLNT	1 647	3 778	1 365	695 TOOLS	691	1 136	386
712 STEAM ENGINES, TURBINES	8 697	25 693	8 080	696 CUTLERY	88	288	102
713 INTRNL COMBUS PISTN ENGN	49 770	87 505	29 587	711 STEAM BOILERS & AUX PLNT	406	355	140
714 ENGINES & MOTORS NES	209	1 206	412	713 INTRNL COMBUS PISTN ENGN	20	95	32
716 ROTATING ELECTRIC PLANT	18 387	41 302	14 445	716 ROTATING ELECTRIC PLANT	219	271	89
718 OTH POWER GENERATG MACHY	600	2 496	855	721 AGRIC MACHY, EXC TRACTORS	60	165	54
721 AGRIC MACHY, EXC TRACTORS	35 942	43 006	14 495	723 CIVIL ENGINEERG EQUIP ETC	486	594	204
722 TRACTORS NON-ROAD	80 672	99 025	33 210	724 TEXTILE, LEATHER MACHNRY	47	106	34
723 CIVIL ENGINEERG EQUIP ETC	51 883	62 387	21 405	726 PRINTG, BKBINDG MACHY, PTS	15	86	33
724 TEXTILE, LEATHER MACHNRY	21 445	84 687	29 220	727 FOOD MACHRY NON-DOMESTIC	125	672	232
725 PAPER ETC MILL MACHINERY	10 193	37 953	12 922	728 OTH MACHY FOR SPCL INDUS	380	829	287
726 PRINTG BKBINDG MACHY, PTS	20 696	97 440	33 421	743 PUMPS NES, CENTRIFUGES ETC	11	91	32
727 FOOD MACHRY NON-DOMESTIC	4 229	16 803	5 778	744 MECHANICAL HANDLING EQU	358	931	364
728 OTH MACHY FOR SPCL INDUS	66 848	161 512	55 989	745 NONELEC MACHY, TOOLS NES	210	1 145	391
736 MACHINE TOOLS FOR METAL	20 440	87 319	30 258	749 NONELEC MACH PTS, ACC NES	20	119	39
737 METALWORKING MACHNRY NES	4 231	16 308	5 589	771 ELECTRIC POWER MACHY NES	119	399	130
741 HEATING, COOLING EQUIPMNT	28 756	29 996	10 259	772 SWITCHGEAR ETC & PTS NES	84	305	102
742 PUMPS FOR LIQUIDS ETC	6 947	24 563	8 491	781 PASS MOTOR VEH EXC BUSES	158	607	215
743 PUMPS NES, CENTRIFUGES ETC	35 815	70 632	24 447	792 AIRCRAFT	289	289	91
744 MECHANICAL HANDLING EQU	36 380	60 054	21 258	812 PLUMB, HEATNG LGHTNG EQU	88	164	61
745 NONELEC MACHY, TOOLS NES	20 663	106 917	37 033	821 FURNITURE	181	168	56
749 NONELEC MACH PTS, ACC NES	35 565	103 021	35 446	831 TRAVEL GOODS, HANDBAGS	21	113	41
751 OFFICE MACHINES	5 944	31 732	10 887	851 FOOTWEAR	74	392	134
752 AUTOMATIC DATA PROC EQUIP	4 778	72 892	25 674	874 MEASURING, CONTROLLNG INSTR	11	370	122
759 OFFICE & ADP MCH PTS, ACC	721	13 014	4 422	893 ARTICLES OF PLASTIC NES	38	104	38
761 TELEVISION RECEIVERS	2 198	6 771	2 326	894 TOYS, SPORTING GOODS, ETC	20	97	32
762 RADIO BROADCAST RECEIVRS	160	4 335	1 521	897 GOLD SILVER WARE JEWELRY	95	36	108
763 SOUND RECORDRS, PHONOGRPH	562	5 735	2 002	971 GOLD NON MONETARY NES	281		
764 TELECOM EQPT, PTS, ACC NES	5 995	122 093	42 297				
771 ELECTRIC POWER MACHY NES	3 921	13 004	4 370	AUST OCEANIA			
772 SWITCHGEAR ETC & PTS NES	21 814	107 341	36 973	IMPORTS	5 162	543	178
773 ELECTR DISTRIBUTING MACH	5 334	8 366	2 904				
774 ELECTRO-MEDCL, XRAY EQUIP	1 281	25 511	9 001				
775 HOUSEHOLD TYPE EQUIP NES	36 690	56 770	19 466	054 VEG ETC FRSH SMPLY PRSVD	3 256	143	46
776 TRANSISTORS, VALVES, ETC	5 906	17 154	5 881	057 FRUIT NUTS FRESH, DRIED	1 870	327	108
778 ELECTRICAL MACHINERY NES	72 468	113 923	39 282				
781 PASS MOTOR VEH EXC BUSES	128 388	379 706	130 586	EXPORTS	2 432	2 390	811
782 LORRIES, SPCL MTR VEH NES	51 903	80 854	27 469				
783 ROAD MOTOR VEHICLES NES	41 878	68 024	24 327	583 PROD OF POLYMERIZING ETC	785	224	77
784 MOTOR VEHCL PTS, ACC NES	84 279	166 713	57 044	625 RUBBER TYRES, TUBES	204	177	55
785 MOTOR & OTHER CYCLES ETC	6 181	15 797	6 814	764 TELECOM EQPT PTS, ACC NES	2	117	42
786 VEH NES NONMOTR, TRAILERS	39 858	22 812	7 940	775 HOUSEHOLD TYPE EQUIP NES	9	90	32
791 RAILWAY VEHICLES	3 310	12 737	4 417	851 FOOTWEAR	12	133	46
792 AIRCRAFT	719	17 256	6 121	881 PHOTO APPAR & EQUIPT NES	2	370	134
793 SHIPS AND BOATS	86 870	24 008	7 725	884 OPTICAL GOODS NES	1	340	112
812 PLUMB, HEATNG LGHTNG EQU	8 934	14 391	5 011	885 WATCHES AND CLOCKS	4	106	35
821 FURNITURE	48 969	42 470	14 519				
831 TRAVEL GOODS, HANDBAGS	431	2 170	745				
842 MENS OUTERWEAR, NOT KNIT	110	1 557	536				
843 WOMENS OUTERWEAR NONKNIT	372	8 363	2 964				
844 UNDERWEAR NOT KNIT	22	344	117				
845 OUTERWEAR KNIT NONELASTC	235	5 779	2 047				
846 UNDERWEAR KNITTED	25	505	173				

7 IMPORTS AND EXPORTS (SPECIAL TRADE) BY COUNTRIES OF PRODUCTION AND CONSUMPTION AND BY GROUPS OF THE SITC-REV. II 1985

GROUP DESCRIPTION	DT * 100 KG	1 000 DM	1 000 \$	GROUP DESCRIPTION	DT * 100 KG	1 000 DM	1 000 \$
NAURU				625 RUBBER TYRES, TUBES	1 230	1 037	360
EXPORTS	301	44	12	628 RUBBER ARTICLES NES	892	2 411	902
NEW ZEALAND				633 CORK MANUFACTURES	44	211	71
IMPORTS	1 434 351	488 212	166 574	634 VENEERS, PLYWOOD, ETC	1 479	1 294	440
011 MEAT FRESH, CHILLED, FROZEN	156 906	87 712	29 767	635 WOOD MANUFACTURES NES	108	99	35
022 MILK AND CREAM	10 449	2 037	674	641 PAPER AND PAPERBOARD	89 492	26 593	9 010
024 CHEESE AND CURD	24 196	15 706	5 145	642 ARTICLES OF PAPER ETC	542	1 350	445
034 FISH FRESH, CHILLED, FROZEN	2 292	1 686	566	651 TEXTILE YARN AND THREAD	3 897	7 539	2 568
036 SHELL FISH FRESH, FROZEN	12	159	58	652 COTTON FABRICS, WOVEN	595	2 582	879
054 VEG ETC FRSH, SMPLY PRSVD	27 005	2 056	692	653 WOVN MAN-MADE FIB FABRIC	4 336	12 145	4 133
057 FRUIT, NUTS, FRESH, DRIED	615 359	156 146	54 307	654 OTH WOVEN TEXTILE FABRIC	216	1 041	367
058 FRUIT PRESERVED, PREPARED	37 365	13 754	4 612	655 KNIT ETC FABRICS	324	1 260	419
061 SUGAR AND HONEY	9 479	3 192	1 140	656 LACE, RIBBONS, TULLE, ETC	76	441	150
098 EDIBLE PRODUCTS, PREPS NES	2 434	894	306	657 SPECIAL TEXTILE ETC PROD	2 146	3 930	1 337
211 HIDES, SKINS, UNRESSED	1 509	1 860	604	658 TEXTILE ARTICLES NES	290	679	250
212 FUR SKINS UNRESSED	160	1 508	512	659 FLOOR COVERINGS ETC	544	380	134
222 SEEDS FOR 'SOFT' FIXED OIL	1 111	217	82	662 CLAY, REFRACTORY BLDG PRD	9 104	1 188	388
223 SEEDS FOR OTH FIXED OILS	587	90	30	663 OTH NONMETAL MINERAL MFS	6 486	2 211	768
231 PULP AND WASTE PAPER	8 958	674	242	664 GLASS	8 586	2 788	948
266 WOOL (EXC TOPS) ANML HAIR	127 268	103 797	34 609	665 GLASSWARE	1 614	1 766	605
288 NONFERR METAL SCRAP NES	326	87	33	666 POTTERY	1 417	2 501	843
291 CRUDE ANIMAL MTRIALS NES	11 342	32 564	11 226	667 PEARL, PREC-, SEMI-P STONE	1	183	61
292 CRUDE VEG MATERIALS NES	4 970	2 429	829	671 PIG IRON ETC	361	125	46
411 ANIMAL OILS AND FATS	52 558	7 126	2 580	673 IRON AND STEEL SHAPES	9 801	2 638	894
431 PROCESD ANML VEG OIL, ETC	164	157	55	674 IRN, STL UNIV. PLATE SHEET	394	215	71
512 ALCOHOLS, PHENOLS, ETC	289 004	12 988	4 440	675 IRON STEEL HOOP, STRIP	3 422	716	232
513 ORGANIC ACIDS, ETC	75	733	253	677 IRN, STL WIRE EXCL W ROC	5 670	1 225	424
541 MEDICINAL ETC PRODUCTS	40	315	107	678 IRON, STL TUBES, PIPES, ETC	3 832	1 028	335
592 STARCH, INULIN, GLUTEN, ETC	44 842	21 279	7 213	682 COPPER EAC CEMENT COPPER	2 053	2 042	691
598 MISC CHEMICAL PRODS NES	35	368	128	683 NICKEL	217	514	172
611 LEATHER	490	574	196	684 ALUMINIUM	2 121	2 039	683
613 FUR SKINS TANNED, DRESSED	544	2 964	1 028	686 ZINC	844	380	130
626 RUBBER ARTICLES NES	37	137	48	691 STRUCTURES AND PARTS NES	797	385	127
651 TEXTILE YARN AND THREAD	451	592	195	693 WIRE PRODUCTS NON ELECTR	333	223	74
656 CUTLERY	43	241	87	694 STL, COPPR NAILS, NUTS, ETC	1 053	743	245
714 ENGINES & MOTORS NES	6	730	234	695 TOOLS	1 478	4 672	1 612
724 TEXTILE, LEATHER MACHNRY	110	203	73	696 CUTLERY	277	1 744	599
743 PUMPS NES, CENTRIFUGES ETC	19	165	64	697 BASE MTL HOUSEHOLD EQUIP	532	481	166
749 NONELEC MACH PTS, ACC NES	27	130	48	699 OTHER METAL MANUFACTURES	3 014	4 048	1 380
752 AUTOMATIC DATA PROC EQUIP	37	492	176	712 STEAM ENGINES, TURBINES	504	2 008	689
759 OFFICE & ADP MCH PTS, ACC	101	101	36	713 INTRNL COMBUS PISTN ENGN	868	2 592	899
778 ELECTRICAL MACHINERY NES	69	346	117	716 ROTATING ELECTRIC PLANT	830	2 387	838
784 MOTOR VEHCL PTS, ACC NES	1 050	1 140	385	718 OTH POWER GENERATG MACHY	87	399	141
848 HEADGEAR, NONTXTL CLOTHNG	29	163	54	721 AGRIC MACHY, EXC TRACTORS	5 923	7 157	2 421
872 MEDICAL INSTRUMENTS NES	7	126	44	722 TRACTORS NON-ROAD	22 092	23 508	7 929
874 MEASURING, CONTROLLING INSTR	27	694	238	723 CIVIL ENGINEERG EQUIP ETC	6 007	7 029	2 423
881 PHOTO APPAR & EQUIPT NES	290	290	91	724 TEXTILE, LEATHER MACHNRY	5 326	18 981	6 382
893 ARTICLES OF PLASTIC NES	73	273	31	725 PAPER ETC MILL MACHINERY	3 110	10 170	3 414
894 TOYS, SPORTING GOODS, ETC	29	91	32	726 PRINTG, BKBINDG MACHY, PTS	5 717	28 846	9 361
897 GOLD, SILVER WARE, JEWELRY	98	98	741	727 FOOD MACHRY NON-DOMESTIC	855	2 679	877
899 OTHER MANUFACTURED GOODS	12	1 306	458	728 OTH MACHRY FOR SPCL INDUS	18 143	53 058	18 817
EXPORTS	776 189	728 867	249 566	736 MACHINE TOOLS FOR METAL	1 425	6 400	2 245
024 CHEESE AND CURD	1 138	1 013	358	737 METALWORKING MACHNRY NES	1 508	4 669	1 517
037 FISH ETC PREPD PRSVD NES	263	192	65	741 HEATING, COOLING EQUIPMNT	2 941	7 620	2 627
056 VEGTBLES ETC PRSVD, PREPD	182	167	54	742 PUMPS FOR LIQUIDS ETC	2 678	7 392	2 525
058 FRUIT PRESERVED, PREPARED	1 363	404	133	743 PUMPS NES, CENTRIFUGES ETC	2 933	8 593	2 968
071 COFFEE AND SUBSTITUTES	1 090	1 246	444	744 MECHANICAL HANDLING EQU	6 098	7 855	2 698
073 CHOCOLATE AND PRODUCTS	114	197	72	745 NONELEC MACHY, TOOLS NES	2 388	16 265	5 629
075 SPICES	126	192	62	749 NONELEC MACH PTS ACC NES	2 825	9 996	3 504
081 FEEDING STUFF FOR ANIMLS	210	175	66	751 OFFICE MACHINES	200	944	330
098 EDIBLE PRODUCTS, PREPS NES	701	592	196	752 AUTOMATIC DATA PROC EQUIP	276	6 759	2 260
112 ALCOHOLIC BEVERAGES	5 054	2 324	796	759 OFFICE & ADP MCH PTS, ACC	69	1 226	432
233 RUBBER, SYNTHETIC, RECLAIMD	2 477	933	314	763 SOUND RECORDRS, PHONODRPH	75	432	157
266 SYNTHETIC FIBRE TO SPIN	801	520	173	764 TELECOM EQPT, PTS, ACC NES	406	7 553	2 544
267 OTHER MAN-MADE FIBRES	771	374	141	771 ELECTRIC POWER MACHY NES	25	162	56
273 STONE SAND AND GRAVEL	2 343	110	37	772 SWITCHGEAR ETC & PTS NES	1 443	7 300	2 526
278 OTHER CRUDE MINERALS	5 520	329	112	773 ELECTR DISTRIBUTING MACH	430	546	181
292 CRUDE VEG MATERIALS NES	248	442	150	774 ELECTRO-MEDCL, XRAY EQUIP	211	6 482	2 451
334 PETROLEUM PRODUCTS, REFIN	6 909	2 219	761	775 HOUSEHOLD TYPE EQUIP NES	2 054	5 852	2 038
335 RESIDUAL PETRLM PROD NES	5 887	767	252	776 TRANSISTORS, VALVES, ETC	1 350	3 134	1 035
423 FIXED VEG OILS, SOFT	7 430	1 631	559	778 ELECTRICAL MACHINERY NES	1 966	8 358	2 875
424 FIXED VEG OIL NONSOFT	2 180	477	146	781 PASS MOTOR VEH EXC BUSES	19 135	51 888	18 040
431 PROCESD ANML VEG OIL, ETC	1 343	407	140	782 LORRIES, SPCL MTR VEH NES	9 933	14 914	4 911
511 HYDROCARBONS NES, DERIVS	8 785	3 090	1 080	783 ROAD MOTOR VEHICLES NES	1 428	2 066	727
512 ALCOHOLS, PHENOLS, ETC	13 273	2 597	851	784 MOTOR VEHCL PTS, ACC NES	5 709	15 513	5 412
513 ORGANIC ACIDS, ETC	40 967	8 496	2 936	785 MOTOR & OTHER CYCLES ETC	625	1 865	670
514 NITROGEN-FUNCTN COMPOUNDS	8 392	5 066	1 761	786 VEH NES NONMOTR, TRAILERS	1 737	1 356	469
515 ORG-INORG COMPOUNDS ETC	2 548	6 600	2 200	792 AIRCRAFT	47	1 078	398
516 OTHER ORGANIC CHEMICALS	3 746	2 690	912	793 SHIPS AND BOATS	48 461	11 899	4 265
522 INORG ELEMNTS, OXIDES, ETC	31 789	6 657	2 286	812 PLUMBGB HEATING, LGHTNG EQU	272	892	305
523 OTHR INORGANIC CHEMICALS	36 826	3 766	1 268	821 FURNITURE	703	1 385	507
531 SYNT DYE NAT INDO, LAKES	4 521	12 138	4 147	842 MENS OUTERWEAR NOT KNIT	17	284	89
532 DYES NES, TANNING PRODS	11 651	2 162	718	843 WOMENS OUTERWEAR NONKNIT	6	217	71
533 PIGMENTS, PAINTS, ETC	9 329	4 155	1 401	845 OUTERWEAR KNIT NONELASTC	13	297	100
541 MEDICINAL ETC PRODUCTS	2 987	26 268	8 952	847 TXTL CLTHNG ACCESSRYS NES	23	201	68
551 ESSENTIAL OIL, PERFUME, ETC	323	477	161	848 HEADGEAR, NONTXTL CLOTHNG	22	185	60
553 PERFUMERY, COSMETICS, ETC	193	358	129	851 FOOTWEAR	137	1 176	418
554 SOAPS, CLEANING ETC PREPS	16 977	6 132	2 084	871 OPTICAL INSTRUMENTS	54	1 297	442
562 FERTILIZERS MANUFACTURED	44 092	2 880	976	872 MEDICAL INSTRUMENTS NES	158	2 977	1 029
572 EXPLOSIVES PYROTECH PROD	45	132	44	873 METERS & COUNTERS NES	90	2 971	936
582 PROD OF CONDENSATION ETC	23 647	14 862	5 108	874 MEASURING, CONTROLLING INSTR	1 078	12 289	4 198
583 PROD OF POLYMERIZING ETC	50 171	19 966	6 816	88 PHOTO APPAR & EQUIPT NES	554	6 335	2 144
584 CELLULOSE DERIVATIVES ETC	1 571	2 191	736	882 PHOTO, CINEMA SUPPLIES	4 174	10 617	3 700
591 PESTICIDES, DISINFECTANTS	9 193	17 487	5 790	884 OPTICAL GOODS NES	85	4 191	1 444
592 STARCH, INULIN, GLUTEN, ETC	384	392	132	885 WATCHES AND CLOCKS	335	3 482	1 184
598 MISC CHEMICAL PRODS NES	25 615	10 068	3 436	892 PRINTED MATTER	1 325	2 393	809
611 LEATHER	94	150	51	893 ARTICLES OF PLASTIC NES	6 900	6 486	2 231
612 LEATHER ETC MANUFACTURES	189	600	202	894 TOYS, SPORTING GOODS ETC	602	1 802	612
621 MATERIALS OF RUBBER	1 569	973	338	895 OFFICE SUPPLIES NES	266	1 762	598
				897 GOLD, SILVER WARE JEWELRY	21	1 217	446
				898 MUSICAL INSTRUMENTS PTS	1 672	6 695	2 287
				899 OTHER MANUFACTURED GOODS	205	1 137	383
				951 WAR FIREARMS AMMUNITION	428	1 174	377

7 IMPORTS AND EXPORTS (SPECIAL TRADE) BY COUNTRIES OF PRODUCTION AND CONSUMPTION AND BY GROUPS OF THE SITC-REV. II 1985

GROUP DESCRIPTION	DT = 100 KG	1 000 DM	1 000 \$	GROUP DESCRIPTION	DT = 100 KG	1 000 DM	1 000 \$
SOLOMON IS				FIJI			
IMPORTS	18 578	5 806	1 928	IMPORTS	4 220	2 107	727
037 FISH ETC PREPD PRSVD NES	807	721	233	058 FRUIT PRESERVED, PREPARED	165	89	32
072 COCOA	3 453	2 292	826	072 COCOA	1 393	974	327
424 FIXED VEG OIL NONSOFT	14 304	2 785	866	292 CRUDE VEG MATERIALS NES	118	107	39
EXPORTS	12 700	1 110	377	EXPORTS	39 871	7 912	2 730
061 SUGAR AND HONEY	11 546	650	221	278 OTHER CRUDE MINERALS	27 769	945	321
812 PLUMB, HEATING, LIGHTING EQU	58	100	33	423 FIXED VEG OILS SOFT	6 876	1 407	535
TUVALU				514 NITROGEN-FUNCT COMPOUNDS	381	188	61
IMPORTS		8	2	541 MEDICINAL ETC PRODUCTS	62	242	87
EXPORTS	40	68	24	553 PERFUMERY, COSMETICS, ETC	61	214	74
AMER OCEANIA				582 PROD OF CONDENSATION ETC	502	200	65
IMPORTS	11 022	532	162	591 PESTICIDES, DISINFECTANTS	185	191	67
081 FEEDING STUFF FOR ANIMALS	11 014	512	156	664 GLASS	1 630	174	56
EXPORTS	2 050	10 062	3 700	695 TOOLS	485	515	174
541 MEDICINAL ETC PRODUCTS	18	131	36	696 CUTLERY	20	100	40
726 PRINTG, BKBINDG MACHY, PTS	12	101	32	699 OTHER METAL MANUFACTURES	77	265	96
781 PASS MOTOR VEH EXC BUSES	288	1 111	359	744 MECHANICAL HANDLING EQU	110	156	49
792 AIRCRAFT	31	6 355	2 404	745 NONELEC MACHY, TOOLS NES	31	140	49
872 MEDICAL INSTRUMENTS NES	2	131	41	749 NONELEC MACH PTS, ACC NES	39	89	30
881 PHOTO APPAR & EQUIPT NES	17	898	356	764 TELECOM EQPT, PTS, ACC NES	11	107	35
884 OPTICAL GOODS NES		113	42	782 LORRIES, SPCL MTR VEH NES	228	105	36
893 ARTICLES OF PLASTIC NES	28	78	30	851 FOOTWEAR	36	180	57
NEW CALEDON				874 MEASURING, CONTROLING INSTR	7	87	32
IMPORTS	282 924	115 412	39 540	897 GOLD, SILVER WARE, JEWELRY		985	328
671 PIG IRON ETC	282 855	115 211	39 466	VANUATU			
EXPORTS	36 172	11 771	4 078	IMPORTS	288 694	44 332	14 762
061 SUGAR AND HONEY	16 494	898	307	072 COCOA	1 792	1 174	425
591 PESTICIDES DISINFECTANTS	222	420	145	223 SEEDS FOR OTH FIXED OILS	286 902	43 158	14 337
625 RUBBER TYRES, TUBES	659	564	195	EXPORTS	2 115	674	222
628 RUBBER ARTICLES NES	91	129	47	713 INTRNL COMBUS PISTN ENGN	12	113	37
662 CLAY, REFRACTORY BLDG PRD	2 536	474	160	897 GOLD, SILVER WARE, JEWELRY		100	34
663 OTH NONMETAL MINERAL MFS	103	172	57	TONGA			
665 GLASSWARE	4 916	612	215	IMPORTS		9	3
673 IRON AND STEEL SHAPES	1 138	97	34	EXPORTS	6 776	1 881	593
684 ALUMINIUM	144	181	60	541 MEDICINAL ETC PRODUCTS	37	110	40
695 TOOLS	112	180	60	673 IRON AND STEEL SHAPES	6 481	852	259
699 OTHER METAL MANUFACTURES	119	231	80	691 STRUCTURES AND PARTS NES	1 886	536	163
713 INTRNL COMBUS PISTN ENGN	43	133	47	WEST SAMOA			
726 PRINTG, BKBINDG MACHY, PTS	8	114	36	IMPORTS	1 869	1 309	444
728 OTH MACHY FOR SPCL INDUS	59	260	97	072 COCOA	1 846	1 282	434
741 HEATING, COOLING EQUIPMNT	37	261	86	EXPORTS	6 767	1 621	566
745 NONELEC MACHY, TOOLS NES	43	225	80	061 SUGAR AND HONEY			
749 NONELEC MACH PTS, ACC NES	22	160	54	522 INORG ELEMNTS, OXIDES ETC	780	93	37
751 OFFICE MACHINES	33	176	61	727 FOOD MACHRY NON-DOMESTIC	27	101	34
775 HOUSEHOLD TYPE EQUIP NES	79	136	45	728 OTH MACHY FOR SPCL INDUS	22	91	34
778 ELECTRICAL MACHINERY NES	47	241	81	741 HEATING, COOLING EQUIPMNT	98	100	33
781 PASS MOTOR VEH EXC BUSES	1 076	1 982	736	745 NONELEC MACHY, TOOLS NES	46	127	42
782 LORRIES, SPCL MTR VEH NES	133	112	45	781 PASS MOTOR VEH EXC BUSES	65	102	36
784 MOTOR VEHCL PTS, ACC NES	416	1 367	471	FR POLYNESIA			
784 MOTOR VEHCL PTS, ACC NES	416	1 367	471	IMPORTS	46	591	200
784 MOTOR VEHCL PTS, ACC NES	416	1 367	471	075 SPICES	18	311	103
784 MOTOR VEHCL PTS, ACC NES	416	1 367	471	667 PEARL PREC-, SEMI-P STONE		192	70
784 MOTOR VEHCL PTS, ACC NES	416	1 367	471	EXPORTS	88 375	53 741	18 165
784 MOTOR VEHCL PTS, ACC NES	416	1 367	471	022 MILK AND CREAM	1 059	161	56
784 MOTOR VEHCL PTS, ACC NES	416	1 367	471	058 FRUIT PRESERVED, PREPARED	82	114	39
784 MOTOR VEHCL PTS, ACC NES	416	1 367	471	061 SUGAR AND HONEY	20 800	1 234	404
784 MOTOR VEHCL PTS, ACC NES	416	1 367	471	062 SUGAR PREPS NON-COCOA	157	93	31
784 MOTOR VEHCL PTS, ACC NES	416	1 367	471	111 NON-ALCOHL BEVERAGES NES	1 126	222	83
784 MOTOR VEHCL PTS, ACC NES	416	1 367	471	278 OTHER CRUDE MINERALS	21 239	430	138
784 MOTOR VEHCL PTS, ACC NES	416	1 367	471	533 PIGMENTS, PAINTS ETC	873	492	168
784 MOTOR VEHCL PTS, ACC NES	416	1 367	471	553 PERFUMERY, COSMETICS, ETC	26	88	31
784 MOTOR VEHCL PTS, ACC NES	416	1 367	471	583 PROD OF POLYMERIZING ETC	608	286	102
784 MOTOR VEHCL PTS, ACC NES	416	1 367	471	591 PESTICIDES, DISINFECTANTS	668	1 009	345
784 MOTOR VEHCL PTS, ACC NES	416	1 367	471	596 MISC CHEMICAL PRDCTS NES	150	147	49
784 MOTOR VEHCL PTS, ACC NES	416	1 367	471	621 MATERIALS OF RUBBER	176	103	33
784 MOTOR VEHCL PTS, ACC NES	416	1 367	471	625 RUBBER TYRES, TUBES	1 193	972	333
784 MOTOR VEHCL PTS, ACC NES	416	1 367	471	628 RUBBER ARTICLES NES	107	91	30
784 MOTOR VEHCL PTS, ACC NES	416	1 367	471	641 PAPER AND PAPERBOARD	508	246	88
784 MOTOR VEHCL PTS, ACC NES	416	1 367	471	642 ARTICLES OF PAPER ETC	290	120	40
784 MOTOR VEHCL PTS, ACC NES	416	1 367	471	657 SPECIAL TEXTILE ETC PROD	52	225	73
784 MOTOR VEHCL PTS, ACC NES	416	1 367	471	662 CLAY, REFRACTORY BLDG PRD	1 276	120	39
784 MOTOR VEHCL PTS, ACC NES	416	1 367	471	663 OTH NONMETAL MINERAL MFS	106	180	61
784 MOTOR VEHCL PTS, ACC NES	416	1 367	471	664 GLASS	561	97	32
784 MOTOR VEHCL PTS, ACC NES	416	1 367	471	665 GLASSWARE	2 345	428	143
784 MOTOR VEHCL PTS, ACC NES	416	1 367	471	666 POTTERY	89	139	45
784 MOTOR VEHCL PTS, ACC NES	416	1 367	471	671 PIG IRON ETC	720	164	52
784 MOTOR VEHCL PTS, ACC NES	416	1 367	471	673 IRON AND STEEL SHAPES	1 239	108	36
784 MOTOR VEHCL PTS, ACC NES	416	1 367	471	678 IRON, STL TUBES, PIPES, ETC	127	103	32
784 MOTOR VEHCL PTS, ACC NES	416	1 367	471	692 METAL TANKS, BOXES, ETC	273	129	46
784 MOTOR VEHCL PTS, ACC NES	416	1 367	471	694 STL COPPR NAILS, NUTS, ETC	131	152	53
784 MOTOR VEHCL PTS, ACC NES	416	1 367	471	695 TOOLS	222	645	220
784 MOTOR VEHCL PTS, ACC NES	416	1 367	471				

7 IMPORTS AND EXPORTS (SPECIAL TRADE) BY COUNTRIES OF PRODUCTION AND CONSUMPTION AND BY GROUPS OF THE SITC-REV. II 1985

GROUP DESCRIPTION	DT = 100 KG	1 000 DM	1 000 \$	GROUP DESCRIPTION	DT = 100 KG	1 000 DM	1 000 \$
697 BASE MTL HOUSEHOLD EQUIP	88	155	53				
699 OTHER METAL MANUFACTURES	296	452	158				
713 INTRNL COMBUS PISTN ENGN	97	504	176				
723 CIVIL ENGINEERG EQUIP ETC	311	920	326				
725 PAPER ETC MILL MACHINERY	43	113	41				
726 PRINTG,BKBINDG MACHY,PTS	109	836	290				
728 OTH MACHY FOR SPCL INDUS	365	680	241				
736 MACHINE TOOLS FOR METAL	43	158	54				
743 PUMPS NES,CENTRFUGES ETC	110	374	125				
744 MECHANICAL HANDLING EQU	65	94	32				
745 NONELEC MACHY,TOOLS NES	1 681	5 027	1 669				
749 NONELEC MACH PTS,ACC NES	72	365	120				
751 OFFICE MACHINES	38	246	85				
761 TELEVISION RECEIVERS	114	325	105				
763 SOUND RECORDRS,PHONOGRPH	10	280	87				
775 HOUSEHOLD TYPE EQUIP NES	209	291	98				
778 ELECTRICAL MACHINERY NES	3 080	2 386	840				
781 PASS MOTOR VEH EXC BUSES	6 744	13 648	4 753				
782 LORRIES,SPCL MTR VEH NES	5 607	5 009	1 674				
783 ROAD MOTOR VEHICLES NES	297	697	274				
784 MOTOR VEHCL PTS,ACC NES	646	2 518	865				
785 MOTOR & OTHER CYCLES ETC	66	203	74				
783 SHIPS AND BOATS	7 871	5 301	1 602				
812 PLUMBG,HEATNG,LGHTNG EQU	121	169	59				
821 FURNITURE	100	130	43				
831 TRAVEL GOODS,HANDBAGS	14	98	34				
851 FOOTWEAR	21	121	39				
874 MEASURNG,CONTROLNG INSTR	11	112	36				
882 PHOTO,CINEMA SUPPLIES	140	374	120				
893 ARTICLES OF PLASTIC NES	757	449	156				
894 TOYS,SPORTING GOODS,ETC	128	291	101				
895 OFFICE SUPPLIES NES	50	296	100				
897 GOLD,SILVER WARE,JEWELRY		362	118				
898 MUSICAL INSTRUMENTS,PTS	73	297	97				
POLAR REG							
IMPORTS	15	1 098	332				
EXPORTS	33 585	7 506	2 838				
334 PETROLEUM PRODUCTS,REFIN	33 167	1 450	573				
714 ENGINES & MOTORS NES	2	761	287				
752 AUTOMTIC DATA PROC EQUIP	1	128	48				
764 TELECOM EQPT PTS,ACC NES		979	373				
786 VEH NES NONMOTR,TRAILERS	70	133	42				
792 AIRCRAFT	22	1 679	640				
874 MEASURNG,CONTROLNG INSTR	49	1 446	537				
SHIPS SUPPL							
IMPORTS	869 618	280 892	97 490				
334 PETROLEUM PRODUCTS,REFIN	9 933	913	303				
EXPORTS	22 829 217	1 629 544	557 247				
334 PETROLEUM PRODUCTS,REFIN	20 169 565	1 466 911	501 146				
UNID COUNTR							
IMPORTS	110	78	26				
TOTAL IMPORTS	3 430 908 658 463 810 992 158 492 049						
EXPORTS	1 739 701 209 537 164 225 183 937 414						

IMPORTS AND EXPORTS (SPECIAL TRADE) 1985 BY GROUPS OF THE SITC
AND BY COUNTRIES OF PRODUCTION AND CONSUMPTION

GROUP COUNTRY	NUMBER	1 000 DM	1 000 \$
001 LIVE ANIMALS (ONLY HORSES)			
<u>IMPORTS</u>	9 514	23 453	7 922
France	119	1 258	439
Belgium Lux	205	846	299
Netherlands	417	1 954	666
United Kingdom	134	1 626	586
Ireland	46	232	77
Denmark	622	1 796	612
Iceland	63	144	49
Sweden	44	367	133
Finland	6	156	52
Switzerland	101	320	110
Austria	185	477	171
Spain	52	374	119
USSR	395	907	311
Poland	6 208	9 389	3 078
Czechoslovakia	683	1 114	368
Hungary	95	282	101
USA	45	1 545	518
Canada	41	356	127
Argentina	12	119	39
<u>EXPORTS</u>	16 646	62 731	21 659
France	7 652	16 147	5 455
Belgium Lux	4 421	6 011	2 059
Netherlands	370	1 457	523
Italy	1 689	4 881	1 707
United Kingdom	119	3 627	1 296
Ireland	28	816	286
Denmark	285	1 355	485
Norway	6	115	39
Sweden	22	323	114
Finland	64	1 007	364
Switzerland	442	5 135	1 804
Austria	216	1 259	429
Spain	18	149	50
Czechoslovakia	24	624	208
Egypt	48	732	229
USA	830	13 192	4 556
Canada	213	1 965	686
Mexico	25	371	135
Brazil	19	476	184
Argentina	13	93	32
Iraq	26	1 307	419
Israel	8	185	71
Oman	9	513	181
Japan	9	594	208

Foreign-Language Publications

English

Survey of German Federal Statistics

This abridged issue is intended above all for users looking for a general outline of statistical activities rather than the details. It therefore comprises from the detailed version the full text part describing the objectives, bases, methods and results of federal statistics.

Published at irregular intervals.

Present and Future Tasks of Official Statistics

Non-recurrent publication.

Statistical Compass

This brochure presents a selection of major bench-mark figures from all subject fields along with comparative figures for back years.

Annual publication.

Foreign Trade according to the Standard International Trade Classification (SITC-Rev. II)

This publication comprises the foreign trade figures according to the SITC-Rev. II with data by countries of production/consumption.

Annual publication.

Studies on Statistics

Published at irregular intervals. Issues which are still available:

No.	Title
22	Input-Output Tables
23	The German Microcensus
24	Fertility, Mortality, Age Structure and Population Development
25	International Comparison of Consumer Prices
26	Census of Agriculture, 1971
27	Family Budget Surveys
28	Revised Computations of Price Indices, Base 1970
29	Regional Statistics
30	Indices of Foreign Trade Prices, Base 1970
31	Environmental Statistics
32	Employment Statistics
33	Reform of Statistics of Production Industries
34	Distributive Trades
35	Price Indices, Base 1976
36	Statistical Information System of the Federation
37	Surveys and Registers
38	Indices of Production and Productivity
39	Concentration Statistics
40	Kind-of-Activity Units in Mining and Manufacturing
41	Dissemination of Statistical Information
42	Indices of Orders Received and Unfilled Orders

French

Aperçu de la statistique fédérale allemande

Cette édition abrégée a été préparée surtout à l'intention des utilisateurs désireux de se renseigner sur les grandes lignes des activités statistiques plutôt que sur tous les détails. Elle contient donc de la version intégrale l'ensemble des textes décrivant les buts, les bases, les méthodes et les résultats de la statistique fédérale.

Publié à intervalles irréguliers.

Boussole des chiffres

Cette brochure comprend une sélection des principaux chiffres de référence de tous les domaines ainsi que des chiffres comparatifs pour des années antérieures.

Publication annuelle.

Spanish

Guía Estadística

Este folleto contiene una selección de datos importantes en todos los campos así como los datos comparativos de los años anteriores.

Publicación anual.

Trilingual

Trilingual List of Statistical Terms

(German — English — French)

Non-recurrent publication.

List of Major International Abbreviations

(German — English — French)

Published at irregular intervals.



STATISTISCHES BUNDESAMT
GUSTAV-STRESEMANN-RING 11
6200 WIESBADEN 1

Publications, prospectuses and the English and French versions of the general list of publications can be obtained from the publishers Messrs. W. Kohlhammer GmbH, Philipp-Reis-Strasse 3, Postfach 421120, D-6500 Mainz 42, Tel. (061 31) 5 90 94/95.