

**Foreign Trade according
to the Standard International
Trade Classification (SITC - Rev.II) -
Special Trade
1984**



HERAUSGEBER: STATISTISCHES BUNDESAMT WIESBADEN

VERLAG: W. KOHLHAMMER GMBH STUTTGART UND MAINZ

**Foreign Trade according
to the Standard International
Trade Classification (SITC - Rev.II) -
Special Trade**

1984

Statistisches Bundesamt
Bibliothek - Dokumentation - Archiv



HERAUSGEBER: STATISTISCHES BUNDESAMT WIESBADEN

VERLAG: W. KOHLHAMMER GMBH STUTTGART UND MAINZ

Published by:
Federal Statistical Office
Gustav-Stresemann-Ring 11
D-6200 Wiesbaden
Telephone (06121) 752475

Distributed by:
Messrs. W. Kohlhammer GmbH
Publications of the Federal
Statistical Office
Philipp-Reis-Str. 3
D-6500 Mainz 42

Periodicity: annually

Published in May 1985

Price: DM 22,-

Order Number: 6370010-84700

Reproduction of the contents of this publication is subject to
acknowledgement of the source and submission of a voucher copy.

Contents

	Page
Introduction	4
Geographical Nomenclature for the Foreign Trade Statistics of the Federal Republic of Germany	6
Alphabetical Index of Countries for Table 7	7
Chart: Index of Current Value, Volume and Average Value of Imports and Exports (Special Trade)	8
Tables:	
1 Development of Current Value and Volume (Base 1980) of Imports and Exports (Special Trade) by Sections of the SITC-Rev. II	
1.1 Imports by Groups of Countries in 1 000 DM	10
1.2 Exports by Groups of Countries in 1 000 DM	12
2 Index of Current Value, Volume and Average Value of Imports and Exports (Special Trade) by Sections of the SITC-Rev. II (1980 = 100)	
2.1 Total	14
2.2 EC-Countries	16
2.3 Other Countries	18
3 Imports and Exports (Special Trade) by Sections and Divisions of the SITC-Rev. II	
3.1 Imports	20
3.2 Exports	21
4 Imports and Exports (Special Trade) by Groups and Subgroups of the SITC-Rev. II	
4.1 Imports	22
4.2 Exports	38
5 Imports and Exports (Special Trade) by Continents and Countries (Countries of Production and Consumption)	54
6 Imports and Exports (Special Trade) by Groups of the SITC-Rev. II and by Countries of Production and Consumption	57
7 Imports and Exports (Special Trade) by Countries of Production and Consumption and by Groups of the SITC-Rev. II	191

Data relate to the Federal Republic; they include Berlin (West)

Symbols and Abbreviations

- 0 = Less than half of 1 at the last occupied digit, but more than nil
- = Category not applicable
- . = Figure unknown or not to be disclosed
- X = Tabular group blocked, information not meaningful
- n.e.s. = Not elsewhere stated

Introduction

1 General explanations

1.1 Legal foundations

The legal foundations of foreign trade statistics are:

- Law on Statistics for Federal Purposes (Statistical Law) of 14 March 1980 (Bundesgesetzblatt I p. 289),
- Law on Statistics on Frontier Crossing Goods Traffic (Foreign Trade Statistics - Law on Foreign Trade Statistics) of 1 May 1957 (Bundesgesetzblatt I p. 413) as amended by Art. 9 of the 1st Law on the Adjustment of Statistics of 14 March 1980 (Bundesgesetzblatt I p. 294),
- Ordinance for the Implementation of the Law on Statistics on Frontier Crossing Goods Traffic (Foreign Trade Statistics - Executory Ordinance for Foreign Trade Statistics) in the version of 14 July 1977 (Bundesgesetzblatt I p. 1281) as amended by Art. 24 of the 1st Law on the Adjustment of Statistics of 14 March 1980 (Bundesgesetzblatt I p. 294).

1.2 Subject-matter

The subject-matter of foreign trade statistics of the Federal Republic of Germany is the frontier crossing goods traffic of the statistical territory with foreign countries.

For purposes of foreign trade statistics, foreign countries include all territories outside the statistical territory and outside the German Democratic Republic and Berlin (East).

The goods traffic between the statistical territory and the German Democratic Republic and Berlin (East) is presented in separate statistics and is not included in foreign trade statistics.

1.3 Statistical territory

The statistical territory of foreign trade statistics comprises the Federal Republic of Germany (excl. the customs exclave of Büsingen) incl. Berlin (West) and the Austrian communities of Jungholz and Mittelberg (as customs enclaves).

1.4 Declaration

The results of foreign trade statistics are generally based on the data provided by importers and exporters. The declaration for purposes of foreign trade statistics is as a rule effected using the forms "Einfuhranmeldung" (Import declaration) and "Ausfuhrerklärung zugleich Ausfuhranmeldung" (Notification of exports and export declaration).

1.5 Trade system

The frontier crossing goods traffic is shown in foreign trade statistics as general trade (see Section 3), as special trade and as transit (only transshipment and transit entering and leaving by sea; see Series 6). Special trade essentially comprises those commodities which entered the statistical territory for use, consumption, working or manufacturing, or which, respectively, originated from production, working or manufacturing in the statistical territory and have been exported.

2 Special trade

2.1 The data of the present publication relate to special trade which comprises

2.1.1 in imports

- the direct importation of goods into free circulation, for inward processing under customs control ("Eigenveredelung" - processing of goods by Germans for German account - and "Lohnveredelung" - processing of goods by Germans for foreign account), after outward processing under customs control, and also repair trade,
- the importation of foreign goods leaving customs warehouses into the above mentioned types of imports; as warehouses in the meaning of foreign trade statistics are considered free port stores and customs storage warehouses (incl. open customs storage warehouses), as well as some special cases.

2.1.2 in exports

the exportation of goods from free circulation, after customs-approved inward processing ("Eigenveredelung" - processing of goods by Germans for German account - and "Lohnveredelung" - processing of goods by Germans for foreign account), for customs-approved outward processing, and also repair trade.

2.2 Ships' and aircraft stores

As ships' and aircraft stores are shown in special trade the delivery of foreign goods leaving customs warehouses for the needs of outward-bound German sea-going vessels and aircraft (as imports), as well as the delivery of goods from free circulation and inward processing for the needs of outward-bound foreign ships and aircraft (as exports). Included among ships' and aircraft stores as imports is also the delivery of foreign goods leaving customs warehouses for the supply of German sea-going ships and aircraft in foreign ports/airports. The relevant data are included in the types of importation and/or exportation mentioned in Section 2.1.1 and 2.1.2, respectively.

2.3 Exemptions and simplifications

The results of foreign trade statistics do not comprise goods and transport operations which according to Art. 31 of the Ordinance for the Implementation of the Law on Statistics on Frontier Crossing Goods Traffic (AHStatDV) are exempted from declaration, such as since spring 1980 shipments of industrial goods of a value of up to DM 500 inclusive (previously since 1974 = DM 300) and of food and agricultural goods of a value of up to DM 100 inclusive (previously since 1974 = DM 50), provided the weight of the shipment is not exceeding 1,000 kg; presents of a value of DM 500 inclusive per shipment; silver and gold for international payments; diplomatic and consular goods.

Not included either are goods imported or exported by the foreign armed forces stationed in the Federal Republic of Germany.

2.4 Reference month

As far as the presentation of foreign trade as special trade is concerned, direct imports and exports are generally shown in the month they crossed the border, while importations of goods entering customs warehouses, on the other hand, are shown only at the time of their importation from customs warehouses. Due to unavoidable delays in the submission of the declaration, and also because of the necessity to clear up doubtful items, it is possible to some, though a rather small extent that imports and exports are shown in a later reporting period. On the other hand, the export figures may also comprise shipments which, with the combined shipping procedure, with the simplified combined shipping procedure by railway or with the TIR procedure, have not yet left the statistical territory.

2.5 Commodity classifications

The grouping of commodities is shown according to the Standard International Trade Classification, Revision 2 (abbreviated title: SITC-Rev. II; Statistical Papers, Series M, No. 34/Rev. 2).

According to a decision of the Council of the European Communities taken on 9 December 1975 (75/767 EEC), this revised version of the SITC will be used in the member countries as of January 1978. It replaces the first revised 1961 version of the Standard International Trade Classification (SITC, Revised).

As against the first revised version, the SITC-Rev. II contains numerous changes and, in part, considerable extensions and has also been reconciled with the Nomenclature of the Customs Cooperation Council - CCCN - (formerly "Brussels Tariff Nomenclature") in such a manner that the smallest components (5 - digit SITC - positions) are corresponding to the tariff numbers of this nomenclature, or parts of such tariff numbers.

Details concerning the allocation of commodities can be seen from a correlation of the positions of the SITC-Rev. II with the Commodity Classification for Foreign Trade Statistics which can be obtained as a special print direct from the Federal Statistical Office, Postfach 55 28, D-6200 Wiesbaden 1. This correlation is further published as Annex 1 in the annual issue of Series 1 of Subject - Matter Series 7.

In the present report, the figures shown are for all reporting periods presented according to the new version of the SITC-Rev. II.

For many items the commodity descriptions have been abbreviated. The complete wording can be seen from the original version of the SITC, Rev. II, of the United Nations.

Deviating therefrom, postal packages (911) are classified in German foreign trade statistics according to their contents. Gold coins are covered by group 972; other coins (961) used as legal tender are not contained in the figures of foreign trade statistics.

Foreign Trade of electric energy comprises the financial settlements (incl. some special cases) and is shown throughout in Mwh.

2.6 Presentation

In Table 6 only those countries for which the reported value of imports or exports was at least \$ 30,000 are presented under the individual groups.

Table 7 presents under the various countries merely those groups of the SITC, for which the reported value for imports or exports was at least \$ 30,000 in the year concerned.

2.7 Partner countries

The "Alphabetic Index of Countries for Foreign Trade Statistics" as of January 1983 includes altogether 195 countries or areas, respectively. A detailed list of all countries is included in this publication.

With regard to imports, that country is shown as the country of production where goods were produced (country of origin), where the goods either were entirely extracted or manufactured, or where they underwent their last essential and economically justified working or stage of manufacture. There apply the conceptual definitions of Articles 4 to 7, Par. 1, of the Ordinance (EEC) No. 802/68 of the Council of 27 June 1968 (OJ EurCom., No. L 148, p. 1). As far as exports are concerned, that country is shown as the country of consumption (country of destination), in which the goods are to be used or consumed, worked or transformed.

2.8 Quantities

The quantity data (deciton - dt = 100 kg) refer to the net weight of the goods, or the net weight incl. retail packaging, respectively.

2.9 Values

The values are presented in DM 1,000 and in \$ 1,000. As a general principle, they relate to the value free at border which, independently of the currency shown on the invoice, must always be declared and recorded in DM. This is the value free at border of the statistical territory, and, as far as imports are concerned, the duties on entry are excluded. In the case of exportation or importation after processing, always the full value of the goods including processing and distribution costs is shown.

The values published in \$ 1,000 have been subsequently computed for imports and exports from the DM values. For this purpose, the following conversion rates were applied:

As from year, month	DM for 1 US-\$	As from year, month	DM for 1 US-\$
1979		1980	
January	1,85	January	1,72
February	1,86	February	1,75
April	1,89	March	1,85
May	1,91	April	1,87
June	1,88	May	1,79
July	1,82	June	1,77
August	1,83	July	1,75
September	1,80	August	1,79
October	1,79	October	1,84
November	1,78	November	1,92
December	1,73	December	1,97
1981		1982	
January	2,01	January	2,29
February	2,14	February	2,37
March	2,11	March	2,38
April	2,16	April	2,40
May	2,29	May	2,31
June	2,38	June	2,43
July	2,44	July	2,46
August	2,50	August	2,48
September	2,36	September	2,50
October	2,25	October	2,53
November	2,22	November	2,56
December	2,26	December	2,42
1983		1984	
January	2,39	January	2,81
February	2,43	February	2,71
March	2,41	March	2,60
April	2,44	April	2,64
May	2,47	May	2,75
June	2,55	June	2,74
July	2,59	July	2,89
August	2,67	August	2,89
September	2,60	September	3,02
October	2,68	October	3,07
November	2,75	November	2,99
December		December	1,73

Deviations from the specific conversion ratio may be due to rounding of the partial figures of which the figures shown here are composed.

2.10 Volume, indices, terms of trade

The volume is determined by multiplying the quantity of the reference month (per commodity number and group of countries) with the unit value of the base year (per commodity number and group of countries). The required base unit values are calculated by dividing the actual values of the base year (per commodity number and group of countries) by the relevant quantities. The volume indicates what the imports/exports would have been in the reference period if the unit values of the base year had remained constant.

The current value index shows the development of the nominal values as related to the base period. The volume index (according to Laspeyres) represents the development of foreign trade, adjusted for changes of the unit value. The unit value index (according to Paasche) informs about the movement of import and export unit values on the basis of the frontier crossing values. The terms of trade indicate how the purchasing power of an export unit, as measured in import units, has changed against the base year.

Index formulae:

$$\text{Current value index: } V_{o,n} = \frac{P_n \cdot q_n}{P_o \cdot q_o} \cdot 100$$

$$\text{Volume index: (according to Laspeyres)} \quad Q_{o,n} = \frac{P_o \cdot q_n}{P_o \cdot q_o} \cdot 100$$

$$\text{Unit value index: (according to Paasche)} \quad P_{o,n} = \frac{P_n \cdot q_n}{P_n \cdot p_n} \cdot 100$$

$$\text{Terms of trade: (real exchange relationship)} \quad ToT = \frac{p(x)}{p(m)} \cdot 100$$

p = unit value per commodity number and group of countries, q = quantity per commodity number and group of countries, o = base period, n = reference period, $p(x)$ = index of export unit values, $p(m)$ = index of import unit values.

See in this connection the article: "Neuberechnung des Außenhandelsvolumens und der Außenhandelsindizes of Basis 1980" in: "Wirtschaft und Statistik", No. 2/1984, p. 155 ff.

2.11 Publications and information service

Rather detailed figures of foreign trade statistics are being published in Series 2 to 8 and S of Subject-Matter Series 7, entitled "Außenhandel" (Foreign trade).

Moreover, figures of still greater detail may be obtained against reimbursement of costs in the form of table extracts from the Federal Statistical Office, P.O.B. 5528, D-6200 Wiesbaden 1. Out of the great number of possible tabulations, the following should be mentioned:

Imports and exports by commodity numbers, countries of production and of consumption, types of imports and of exports,

Imports by code numbers, countries of production and types of imports,

Imports/exports by countries of purchase/sale and by countries of production/consumption, as well as by commodity subgroups of food industry and the industrial economy,

Imports entering customs warehouses, imports leaving customs warehouses and exports leaving customs warehouses by commodity numbers and countries,

Imports according to branches of transport, border sections, countries of production and commodity subgroups of food industry and industrial economy.

A detailed description of the methodology of foreign trade statistics is contained in the publication "Außenhandel und Statistik" (Foreign Trade and Statistics) of the series "Zahl und Leben" (Figures and Life), No. 7, also published by Messrs. W. Kohlhammer.

3 Notes

The figures for 1984 are definite results. For the results of earlier reference periods always applies the "Introductory Note" (Vorbemerkung) of the relevant report.

Geographical Nomenclature for the Foreign Trade Statistics of the Federal Republic of Germany

E U R O P E			A S I A		
Community			Near and Middle East		
001	France (incl. Monaco)	322	600	Cyprus	
002	Belgium & Luxembourg	324	604	Lebanon	
003	Netherlands	328	608	Syria	
005	Italy (incl. San Marino)	329	612	Iraq	
006	United Kingdom (Great Britain, Northern Ireland, Isle of Man, British Channel Islands)	330	616	Iran	
007	Ireland	334	624	Israel	
008	Denmark	338	628	Jordan	
009	Greece	342	632	Saudi Arabia	
Other European Countries			636	Kuwait	
024	Iceland	346	640	Bahrain	
025	Faroe Islands	350	644	Qatar	
028	Norway (incl. Svalbard)	352	647	United Arab Emirates	
030	Sweden	355	649	Oman	
032	Finland	357	652	North Yemen	
036	Switzerland (incl. Büsingen, Liechtenstein)	366	656	South Yemen	
038	Austria (excl. Jungholz & Mittelberg)	370	Other Asian Countries		
040	Portugal (incl. Azores & Madeira)	372	660	Afghanistan	
042	Spain	373	662	Pakistan	
043	Andorra	375	664	India (incl. Sikkim)	
044	Gibraltar	377	666	Bangladesh	
045	Vatican City State	378	667	Maldives	
046	Malta	382	669	Sri Lanka (Ceylon)	
048	Yugoslavia	386	672	Nepal	
052	Turkey	390	675	Bhutan	
056	Soviet Union	391	676	Burma	
060	Poland	393	680	Thailand	
062	Czechoslovakia	395	684	Laos	
064	Hungary	A M E R I C A			
066	Romania	North America			
068	Bulgaria	400	690	Vietnam	
070	Albania	404	696	Kampuchea (Cambodia)	
A F R I C A			700	Indonesia	
North Africa			701	Malaysia (Malaya, Sabah, Sarawak)	
202	Canary Islands	406	703	Brunei	
204	Morocco	408	706	Singapore	
205	Ceuta & Melilla	Central and South America			
208	Algeria	412	708	Philippines	
212	Tunisia	413	716	Mongolia	
216	Libya	416	720	China	
220	Egypt	421	724	North Korea	
224	Sudan	424	728	South Korea	
West Africa			732	Japan	
228	Mauritania	428	736	Taiwan	
232	Mali	432	740	Hong Kong	
236	Upper Volta	436	743	Macao	
240	Niger	442	A U S T R A L A S I A		
244	Chad	448	O C E A N I A &		
247	Republic of Cape Verde	450	O T H E R T E R R I T O R I E S		
248	Senegal	452	800	Australia	
252	Gambia	453	801	Papua New Guinea	
257	Guinea Bissau	454	802	Australian Oceania (Heard & McDonald Islands, Cocos Islands, Christmas & Norfolk Islands)	
260	Guinea	456	803	Nauru	
264	Sierra Leone	457	804	New Zealand	
268	Liberia	458	806	Solomon Islands	
272	Ivory Coast	459	807	Tuvalu	
276	Ghana	460	808	American Oceania	
280	Togo	462	809	New Caledonia & Dependencies	
284	Benin	463	811	Wallis & Futuna Islands	
288	Nigeria	464	812	Kiribati	
Central, East and South Africa			813	Pitcairn	
302	Cameroon	465	814	New Zealand Oceania (Tokelau & Niue Islands); Cook Islands	
306	Central African Republic	467	815	Fiji	
310	Equatorial Guinea	469	816	Vanuatu	
311	São Tomé & Príncipe	472	817	Tonga	
314	Gabon	473	819	Western Samoa	
318	Congo	476	822	French Polynesia	
			890	Polar Regions	
			M I S C E L L A N E O U S		
			950	Supplies for ships & aircraft (imports for German & exports resp. transit for foreign vessels & aircraft)	
			958	Unidentified countries	

Neither the headings which make up this nomenclature nor the details used with them are to be taken as any expression of opinion on the political status of the countries or territories concerned.

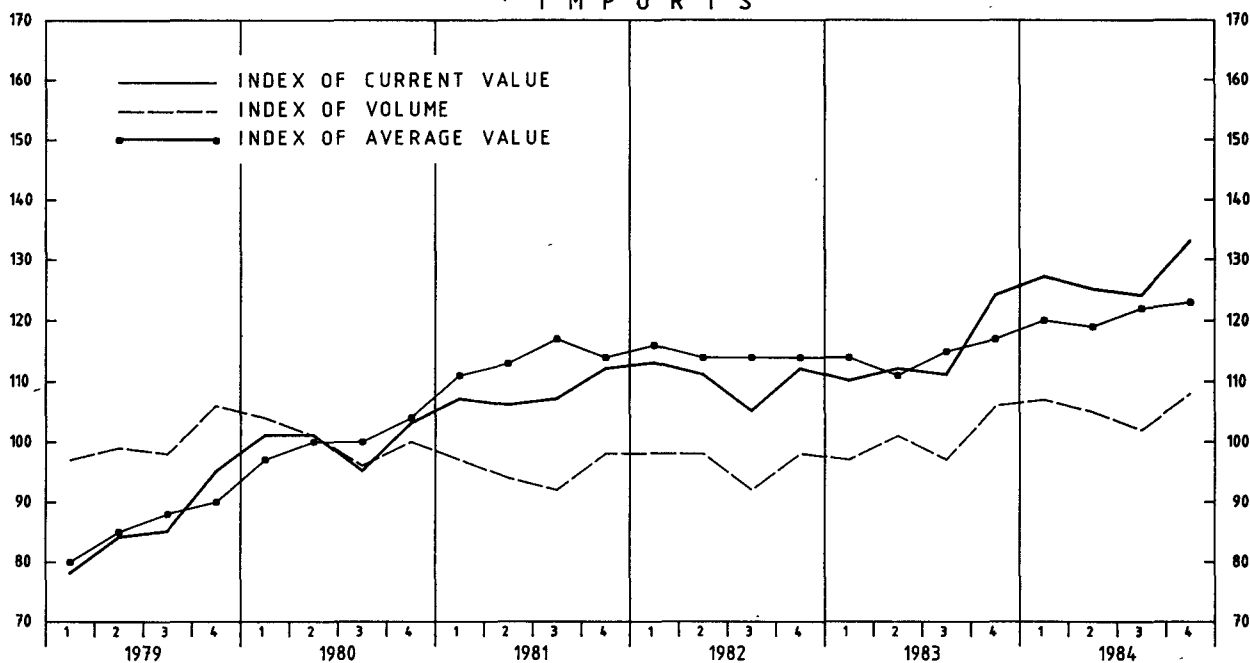
Alphabetical Index of Countries for Table 7

Country	Page	Country	Page
Afghanistan	298	Libya	241
Albania	237	Macao	317
Algeria	239	Madagascar	257
American Oceania	320	Malawi	260
Americ. Virgin Is.	272	Malaysia	305
Andorra	222	Maldives	301
Angola	253	Mali	244
Antigua & Barbuda	273	Malta	223
Argentina	283	Martinique	273
Australia	317	Mauritania	244
Austral. Oceania	319	Mauritius	258
Austria	216	Mayotte	259
Bahamas	272	Mexico	266
Bahrain	294	Mongolia	309
Bangladesh	301	Morocco	238
Barbados	274	Mozambique	257
Belgium & Luxembourg	193	Nauru	319
Belize	268	Nepal	302
Benin	249	Netherl. Antilles	275
Bermuda	267	Netherlands	195
Bhutan	302	New Caledonia	320
Bolivia	281	New Zealand	319
Botswana	262	N. Zealand Oceania	320
Brazil	279	Nicaragua	269
Brit. In. Oc. Terr.	257	Niger	244
Brunei	307	Nigeria	249
Bulgaria	235	North Korea	311
Burma	302	North Yemen	297
Burundi	253	Norway	208
Cameroon	250	Oman	296
Canada	264	Pakistan	298
Canary Islands	237	Panama	270
Cayman Islands	273	Papua New Guinea	319
Central Afr. Rep.	250	Paraguay	282
Ceuta and Melilla	239	Peru	278
Chad	245	Philippines	308
Chile	280	Poland	228
China	309	Polar Reg.	321
Columbia	275	Portugal	218
Comoros	259	Qatar	294
Congo	251	Rep. Cape Verde	245
Costa Rica	269	Rep. South Africa & Namibia	260
Cuba	271	Reunion	258
Cyprus	284	Romania	234
Czechoslovakia	230	Rwanda	252
Denmark	203	S. Tomé & Principe	251
Djibouti	255	Saudi Arabia	292
Dominica	273	Senegal	245
Dominican Republic	272	Seychelles	257
Ecuador	277	Ships suppl.	321
Egypt	242	Sierra Leone	246
El Salvador	269	Singapore	307
Equatorial Guinea	251	Solomon Islands	320
Ethiopia	254	Somalia	255
Falkland Is.	284	South Korea	311
Faroe Islands	208	South Yemen	297
Finland	212	Sovjetunion	227
Fiji	321	Spain	220
France	191	Sri Lanka	301
French Guiana	277	St. Helena	253
French Polynesia	321	St. Lucia	273
Gabon	251	St. Pierre & Miquelon	266
Gambia	245	St. Vincent	274
Ghana	248	Sudan	243
Gibraltar	222	Suriname	277
Greece	206	Swaziland	262
Greenland	266	Sweden	210
Grenada	274	Switzerland	214
Guadeloupe	272	Syria	286
Guatemala	267	Taiwan	314
Guinea	246	Tanzania	256
Guinea-Bissau	246	Thailand	303
Guyana	277	Togo	248
Haiti	271	Tonga	321
Honduras	268	Trinidad and Tobago	274
Hong Kong	316	Turks & Caicos Is.	272
Hungary	232	Tunisia	240
Iceland	207	Turkey	225
India	299	Tuvalu	320
Indonesia	304	Uganda	256
Iran	288	Unident. countries	321
Iraq	287	Unit. Arab. Emirates	295
Ireland	202	United Kingdom	200
Israel	289	Upper Volta	244
Italy	197	Uruguay	282
Ivory Coast	247	USA	262
Jamaica	273	Vanuatu	321
Japan	312	Vatican City	222
Jordan	291	Venezuela	276
Kampuchea	304	Vietnam	304
Kenya	255	Wallis & Futuna	320
Kiribati	320	West Indies	271
Kuwait	293	West Samoa	321
Laos	304	Yugoslavia	223
Lebanon	285	Zaire	252
Lesotho	262	Zambia	259
Liberia	246	Zimbabwe	259

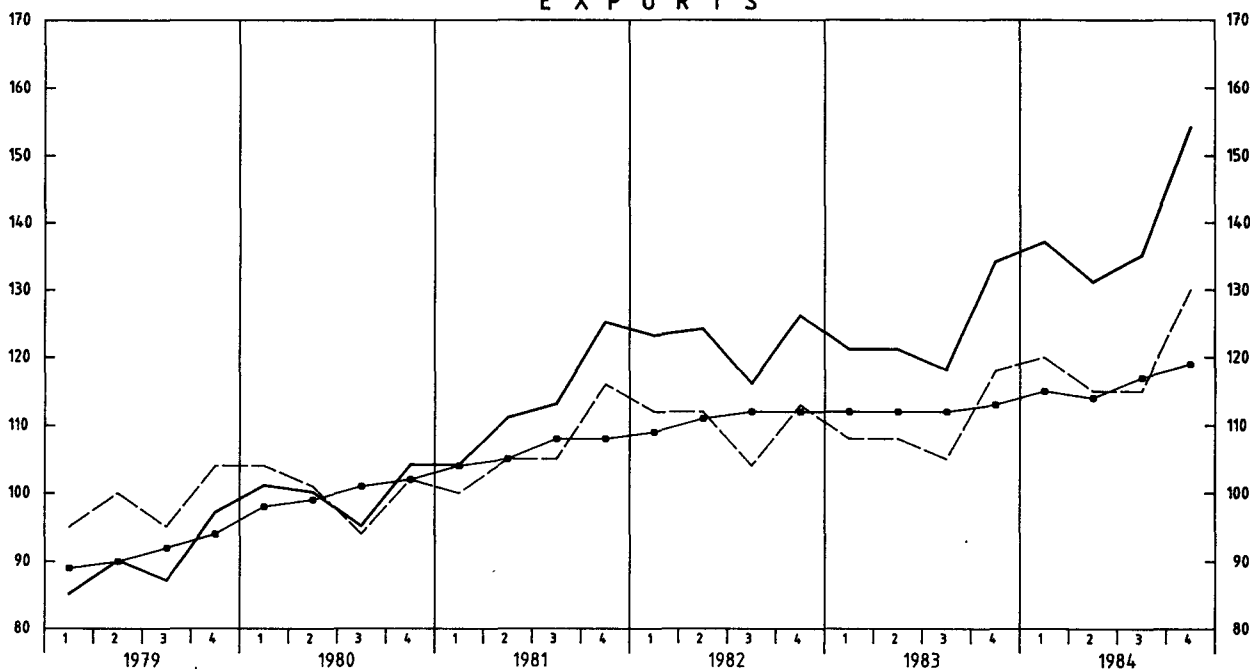
INDEX OF CURRENT VALUE, VOLUME AND AVERAGE VALUE OF IMPORTS AND EXPORTS (SPECIAL TRADE)

1980 = 100

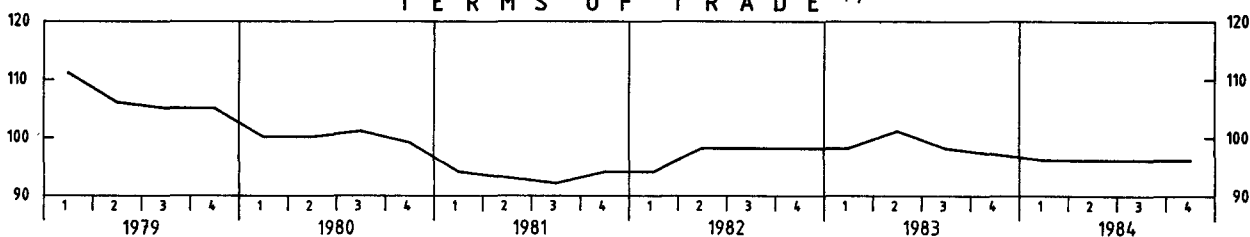
IMPORTS



EXPORTS



TERMS OF TRADE ¹⁾



STAT BUNDESAMT 907.603

¹⁾ INDEX OF AVERAGE VALUE OF EXPORTS IN %
OF THE INDEX OF AVERAGE VALUE OF IMPORTS

Tables

1 Development of Current Value and Volume of Imports and Exports

(Special Trade) by Sections of the SITC - Rev. II

1.1 Imports by Groups of Countries

- Countries of production -

Year Quarter ¹	Total	Section									Commodities and trans- actions not classified acc. to kind 1)	
		0	1	2	3	4	5	6	7	8		9
		Food and live animals	Beverages and tobacco	Crude materials, inedible	Mineral fuels, lubricants etc.	Animal and vegetable oils and fats	Chemicals	Manufactured goods classified chiefly by material	Machinery and transport equipment	Miscella- neous manufactured articles		
Current Value in 1 000 DM												
Total												
1980	341 380 308	33 255 232	3 405 479	26 505 700	76 236 033	1 443 869	24 161 225	61 006 204	63 715 685	39 462 059	12 188 822	
1981	369 178 790	36 584 944	3 802 502	26 326 925	89 776 331	1 726 016	27 468 950	59 201 113	72 591 511	41 349 261	10 351 237	
1982	376 463 920	37 842 209	4 076 630	26 066 007	88 366 184	1 737 711	29 159 290	59 285 499	76 475 156	41 319 300	12 135 934	
1983	390 192 040	38 554 831	4 209 401	27 116 393	82 690 576	1 858 744	31 882 637	63 447 524	85 094 946	43 721 487	11 615 501	
1984	434 256 917	41 948 773	4 113 524	31 006 174	88 533 896	2 954 787	37 082 352	71 258 600	95 109 838	49 553 175	12 695 798	
1980 Q. 1	86 063 382	8 257 822	784 105	6 877 245	18 942 054	366 429	6 299 308	15 767 399	15 370 087	9 893 684	3 505 249	
Q. 2	85 857 455	8 446 507	792 627	6 830 088	18 988 082	353 500	6 208 617	15 929 418	16 487 809	9 121 060	2 699 747	
Q. 3	81 421 393	7 915 466	846 520	6 267 761	17 958 239	361 358	5 565 471	14 530 277	14 737 735	10 302 842	2 935 724	
Q. 4	88 038 078	8 635 437	982 227	6 530 606	20 347 658	362 582	6 087 829	14 779 110	17 120 054	10 144 473	3 048 102	
1981 Q. 1	91 395 625	8 770 734	996 089	6 477 734	22 372 772	399 276	6 745 732	14 656 393	17 725 206	10 820 692	2 430 997	
Q. 2	90 578 876	9 336 728	882 802	6 755 837	20 776 717	426 805	6 866 301	15 038 162	18 723 212	9 384 206	2 388 106	
Q. 3	91 701 699	8 648 218	858 428	6 481 074	23 244 910	453 065	6 727 800	14 164 477	17 494 346	10 982 419	2 646 962	
Q. 4	95 502 590	9 829 264	1 065 183	6 612 280	23 381 932	446 870	7 129 117	15 342 081	18 648 747	10 161 944	2 885 172	
1982 Q. 1	96 458 091	9 097 113	1 115 727	6 708 554	22 894 174	399 902	7 368 597	15 489 077	19 728 655	10 814 454	2 841 838	
Q. 2	95 040 549	10 075 730	959 262	6 752 505	21 652 543	453 166	7 540 564	15 740 092	19 268 867	9 497 865	3 099 955	
Q. 3	89 687 540	9 173 735	870 392	6 092 369	20 977 863	457 654	7 273 718	13 752 603	17 450 815	10 869 865	2 768 526	
Q. 4	95 277 740	9 495 631	1 131 249	6 512 579	22 841 604	426 989	6 976 411	14 303 727	20 026 819	10 137 116	3 425 615	
1983 Q. 1	93 674 635	9 009 535	1 062 024	6 455 247	21 107 723	375 024	7 606 536	14 666 324	19 645 336	10 914 401	2 832 485	
Q. 2	95 909 080	9 697 134	971 407	6 887 555	19 748 318	416 659	7 856 741	16 291 191	21 339 874	9 777 764	2 922 437	
Q. 3	95 091 764	9 293 293	990 669	6 387 211	19 864 800	452 757	8 285 715	15 421 741	20 334 582	11 562 960	2 498 036	
Q. 4	105 516 561	10 554 869	1 185 301	7 386 380	21 969 735	614 304	8 133 645	17 068 268	23 775 154	11 466 362	3 362 543	
1984 Q. 1	108 739 636	10 269 001	1 005 647	7 808 034	23 220 381	642 074	9 314 997	17 743 617	22 668 346	12 924 340	3 143 199	
Q. 2	106 486 107	11 082 631	976 943	7 659 072	21 520 034	704 874	9 324 312	18 270 429	22 863 422	10 962 422	3 121 968	
Q. 3	105 869 423	10 110 425	930 761	7 391 538	21 677 266	809 618	9 187 016	16 930 001	22 757 003	13 035 266	3 040 529	
Q. 4	113 161 751	10 486 716	1 200 173	8 147 530	22 116 215	798 221	9 256 027	18 314 553	26 821 067	12 631 147	3 390 102	
EC-Countries ²⁾												
1980	160 152 873	17 960 006	2 081 795	6 645 435	25 029 220	561 472	16 339 747	33 213 915	35 515 889	19 102 478	3 702 916	
1981	174 783 852	19 857 997	2 336 672	6 947 660	32 651 407	678 252	18 231 071	32 693 005	38 742 708	18 812 240	3 832 840	
1982	181 148 482	20 812 395	2 402 528	7 167 181	33 004 354	686 789	19 529 274	31 961 932	42 367 578	19 071 999	4 144 452	
1983	191 438 028	21 035 060	2 434 410	8 073 012	33 291 586	793 579	21 243 556	34 333 156	46 024 069	19 889 586	4 320 014	
1984	208 034 978	22 419 586	2 467 823	8 639 751	37 178 401	1 163 290	24 496 482	37 444 831	48 248 460	21 613 944	4 362 010	
1980 Q. 1	40 567 621	4 298 110	508 878	1 819 794	6 324 905	135 258	4 380 349	8 478 385	8 985 488	4 878 056	758 398	
Q. 2	41 186 105	4 806 605	480 602	1 630 166	6 111 895	140 725	4 214 477	8 860 197	9 425 528	4 442 483	1 073 427	
Q. 3	37 504 893	4 471 232	457 166	1 428 680	5 900 704	141 760	3 704 192	7 712 000	7 871 524	4 950 101	867 534	
Q. 4	40 894 254	4 384 059	635 149	1 766 795	6 691 716	143 729	4 040 729	8 163 333	9 233 349	4 831 838	1 003 557	
1981 Q. 1	43 218 007	4 453 103	649 099	1 745 142	8 400 379	149 176	4 377 687	7 999 167	9 628 102	4 950 906	865 246	
Q. 2	42 505 060	5 240 587	526 518	1 693 784	6 501 127	164 950	4 640 243	8 380 580	10 184 847	4 278 197	894 227	
Q. 3	42 695 800	5 075 279	505 151	1 644 357	8 038 799	168 343	4 577 779	7 666 136	9 129 814	4 893 977	996 133	
Q. 4	46 364 977	5 089 028	655 904	1 864 337	9 711 102	195 783	4 635 362	8 647 122	9 799 945	4 689 160	1 077 234	
1982 Q. 1	46 466 712	4 861 113	676 363	1 810 336	8 981 824	148 412	4 980 343	8 266 856	10 902 782	4 946 225	892 458	
Q. 2	45 968 781	5 671 671	551 567	1 777 474	7 982 146	186 276	5 154 783	8 490 417	10 720 038	4 379 877	1 054 532	
Q. 3	43 077 206	5 375 474	491 507	1 604 730	7 900 665	187 472	4 650 951	7 346 383	9 629 180	4 920 683	970 161	
Q. 4	45 635 783	4 904 137	683 091	1 974 641	8 139 719	164 629	4 743 197	7 858 276	11 115 578	4 825 214	1 227 301	
1983 Q. 1	46 207 195	4 848 104	636 281	1 907 098	8 787 377	160 104	5 158 400	7 844 109	11 022 338	4 942 846	900 538	
Q. 2	48 334 239	5 630 957	547 297	2 021 015	8 323 117	166 762	5 241 711	8 929 119	11 080 995	4 535 574	1 257 692	
Q. 3	45 632 261	5 258 165	517 751	1 764 900	7 409 968	192 078	5 232 272	8 167 976	11 006 844	5 158 490	923 817	
Q. 4	51 264 333	5 297 834	733 081	2 379 999	8 771 124	274 635	5 611 173	9 391 952	12 313 892	5 252 676	1 237 967	
1984 Q. 1	52 480 148	5 148 347	612 649	2 156 438	10 206 155	249 992	6 075 820	9 351 690	12 011 916	5 617 586	1 049 555	
Q. 2	51 103 819	6 408 431	566 717	2 135 029	8 614 084	276 385	6 229 332	9 665 835	11 449 440	4 779 214	979 522	
Q. 3	50 212 666	5 625 084	530 269	1 970 044	8 964 789	317 688	5 894 844	8 719 038	11 497 270	5 605 742	1 087 898	
Q. 4	54 238 345	5 237 724	758 188	2 378 240	9 393 373	319 225	6 296 486	9 708 268	13 289 834	5 611 402	1 245 605	
Other Countries ³⁾												
1980	181 227 435	15 295 226	1 323 684	19 860 265	51 206 813	882 397	7 821 478	27 792 289	28 199 796	20 359 581	8 485 906	
1981	194 394 938	16 726 947	1 465 830	19 379 265	57 124 924	1 047 764	9 237 879	26 508 108	33 848 803	22 537 021	6 518 397	
1982	195 315 348	17 029 814	1 674 102	18 898 826	55 361 830	1 050 922	9 630 016	27 323 567	34 107 578	22 247 301	7 991 482	
1983	198 754 012	17 519 771	1 774 991	19 043 381	49 398 990	1 065 165	10 639 081	29 114 368	39 070 877	23 831 901	7 295 487	
1984	226 221 939	19 529 187	1 645 701	22 366 423	51 355 495	1 791 497	12 585 870	33 813 769	46 861 378	27 939 231	8 333 388	
1980 Q. 1	45 495 761	3 959 712	275 227	5 057 451	12 617 149	231 171	1 918 959	7 289 014	6 384 599	5 015 628	2 746 851	
Q. 2	44 671 350	3 639 902	312 025	5 199 922	12 876 187	212 775	1 994 140	7 069 221	7 062 281	4 678 577	1 626 320	
Q. 3	43 916 500	3 444 234	389 354	4 839 081	12 057 535	219 598	1 861 279	6 818 277	6 866 211	5 352 741	2 068 190	
Q. 4	47 143 824	4 251 378	347 078	4 763 811	13 655 942	218 853	2 047 100	6 615 777	7 886 705	5 312 635	2 044 545	
1981 Q. 1	48 177 618	4 317 631	346 990	4 732 592	13 972 393	250 100	2 368 045	6 657 226	8 097 104	5 869 786	1 565 751	
Q. 2	48 073 816	4 096 141	356 284	5 062 053	14 275 590	261 855	2					

1 Development of Current Value and Volume of Imports and Exports

(Special Trade) by Sections of the SITC - Rev. II

1.1 Imports by Groups of Countries

- Countries of production -

Year Quarter	Total	Section										Commodities and trans- actions not classified acc. to kind 1)
		0 Food and live animals	1 Beverages and tobacco	2 Crude materials, inedible	3 Mineral fuels, lubricants etc.	4 Animal and vegetable oils and fats	5 Chemicals	6 Manufactured goods classified chiefly by material	7 Machinery and transport equipment	8 Miscella- neous manufactured articles	9	
Volume in 1 000 DM 2)												
Total												
1980	341 380 308	33 255 232	3 405 479	26 505 700	76 236 033	1 443 869	24 161 225	61 006 204	63 715 685	39 462 059		x
1981	324 425 419	34 105 693	3 603 495	23 837 958	66 587 313	1 576 148	25 086 648	56 309 924	66 194 487	37 476 528		x
1982	328 677 105	35 068 744	3 602 908	24 066 932	63 935 225	1 627 068	26 510 187	56 329 098	68 732 051	36 919 067		x
1983	341 826 766	35 945 626	3 635 659	25 116 588	63 662 401	1 696 761	29 335 839	60 158 075	72 914 030	39 014 514		x
1984	359 472 879	36 694 923	3 435 469	25 794 958	64 156 284	1 753 744	31 946 918	63 779 472	79 116 946	41 851 748		x
1980 Q. 1	88 457 788	8 267 715	803 694	6 966 936	20 407 148	351 119	6 350 885	15 978 149	16 015 393	10 033 351		x
Q. 2	86 156 022	8 336 226	792 060	6 794 673	19 105 347	347 807	6 125 609	16 064 707	16 553 519	9 221 102		x
Q. 3	81 729 207	7 999 612	845 405	6 373 335	18 060 056	370 882	5 532 002	14 544 036	14 641 147	10 262 748		x
Q. 4	85 037 291	8 651 679	964 320	6 370 756	18 663 482	374 061	6 152 729	14 419 312	16 505 626	9 944 858		x
1981 Q. 1	82 504 288	8 239 885	945 039	6 051 109	17 741 070	385 604	6 409 130	14 193 722	16 501 367	9 808 792		x
Q. 2	80 009 637	8 540 650	848 282	6 087 068	15 404 137	391 762	6 357 218	14 398 329	17 227 637	8 545 340		x
Q. 3	78 391 370	7 980 285	826 196	5 624 178	16 498 169	389 203	5 901 921	13 219 413	15 699 069	9 723 085		x
Q. 4	83 520 124	9 344 873	983 978	6 075 603	16 943 937	409 579	6 418 379	14 498 460	16 766 414	9 399 311		x
1982 Q. 1	83 209 001	8 411 026	987 895	6 071 235	16 228 170	370 168	6 544 571	14 532 739	17 661 123	9 523 555		x
Q. 2	83 726 504	9 016 560	856 415	6 184 807	16 321 816	417 900	6 852 628	14 944 750	17 531 377	8 587 855		x
Q. 3	78 409 015	8 580 282	766 278	5 706 965	15 322 934	421 560	6 603 794	13 079 207	15 682 415	9 521 639		x
Q. 4	83 332 585	9 060 876	992 320	6 103 925	16 062 305	417 440	6 509 194	13 772 402	17 857 136	9 286 018		x
1983 Q. 1	82 327 011	8 628 151	922 674	6 080 010	15 968 501	387 046	6 963 372	14 217 751	17 006 213	9 625 796		x
Q. 2	86 189 655	9 136 381	848 694	6 529 509	15 909 573	427 681	7 439 187	15 692 085	18 503 473	8 998 870		x
Q. 3	82 921 821	8 587 111	855 630	5 851 695	15 421 797	407 838	7 704 808	14 476 891	17 267 231	10 125 315		x
Q. 4	90 388 279	9 593 983	1 008 661	6 655 374	16 362 530	474 196	7 228 472	15 771 348	20 137 113	10 264 533		x
1984 Q. 1	91 003 150	8 946 138	858 099	6 586 229	16 826 931	421 017	8 063 803	16 297 417	19 307 398	10 977 972		x
Q. 2	89 544 593	9 524 017	820 188	6 447 384	15 955 963	425 378	8 139 937	16 521 238	19 328 770	9 619 176		x
Q. 3	86 943 681	8 918 881	780 913	6 093 220	15 970 141	446 954	7 838 989	14 936 697	18 753 188	10 624 499		x
Q. 4	91 981 455	9 305 887	976 269	6 668 125	15 403 249	460 395	7 904 189	16 024 120	21 727 590	10 630 101		x
EC-Countries ³⁾												
1980	160 152 873	17 960 006	2 081 795	6 645 435	25 029 220	561 472	16 339 747	33 213 915	35 515 889	19 102 478		x
1981	159 068 643	18 409 876	2 238 318	6 600 671	24 708 386	643 203	16 798 857	31 429 616	36 736 972	17 897 933		x
1982	162 360 739	19 055 055	2 220 949	6 795 016	23 987 921	644 279	17 907 051	30 057 196	40 131 594	17 727 358		x
1983	172 526 860	19 876 038	2 239 665	7 646 798	25 927 533	714 209	19 518 011	32 395 867	42 074 550	18 283 674		x
1984	179 586 582	20 291 152	2 242 409	7 842 758	27 145 437	737 525	21 312 645	33 745 455	43 436 242	19 031 596		x
1980 Q. 1	41 634 735	4 316 280	525 924	1 743 130	6 891 708	130 941	4 401 664	8 614 759	9 338 975	4 893 812		x
Q. 2	41 117 884	4 759 460	480 594	1 616 132	6 085 018	138 562	4 120 915	8 910 209	9 425 419	4 549 415		x
Q. 3	37 499 354	4 526 356	458 903	1 485 748	5 956 154	142 976	3 687 439	7 672 948	7 768 656	4 874 267		x
Q. 4	39 900 900	4 357 910	616 374	1 800 425	6 096 340	148 993	4 129 729	8 015 999	8 982 839	4 784 984		x
1981 Q. 1	39 996 369	4 127 077	609 682	1 688 880	6 881 129	149 588	4 178 732	7 777 658	9 190 136	4 577 639		x
Q. 2	39 164 436	4 853 013	503 894	1 622 128	4 926 998	157 486	4 318 767	8 125 750	9 683 034	4 112 669		x
Q. 3	38 297 789	4 704 032	501 455	1 534 535	5 911 108	152 292	4 051 200	7 301 115	8 618 645	4 595 231		x
Q. 4	41 610 049	4 725 754	623 287	1 755 128	6 989 151	183 837	4 250 158	8 225 093	9 245 157	4 612 394		x
1982 Q. 1	40 841 843	4 382 484	611 629	1 673 728	6 285 859	138 353	4 497 157	7 686 977	10 259 033	4 510 256		x
Q. 2	41 631 688	5 005 090	515 962	1 677 754	6 065 336	174 192	4 728 728	8 088 715	10 244 787	4 154 326		x
Q. 3	38 862 684	4 993 420	461 410	1 546 797	5 888 253	175 084	4 253 019	6 956 883	9 182 339	4 477 154		x
Q. 4	41 024 524	4 674 061	631 948	1 896 737	5 748 473	156 650	4 428 147	7 324 621	10 445 435	4 585 622		x
1983 Q. 1	41 236 319	4 601 930	589 984	1 781 491	6 708 884	160 212	4 715 841	7 475 852	9 975 789	4 420 222		x
Q. 2	44 329 397	5 345 660	514 591	1 960 504	6 780 758	166 824	4 918 493	8 514 073	10 691 506	4 318 304		x
Q. 3	41 282 976	4 962 691	488 307	1 695 065	5 854 892	173 579	4 900 580	7 686 884	10 030 296	4 641 872		x
Q. 4	45 678 168	4 965 757	646 783	2 209 738	6 582 999	213 594	4 983 097	8 719 058	11 376 959	4 903 276		x
1984 Q. 1	45 302 030	4 624 277	567 155	1 938 577	7 312 410	173 273	5 304 332	8 589 998	10 989 535	4 882 533		x
Q. 2	44 593 349	5 587 145	526 222	1 932 547	6 439 503	179 685	5 470 886	8 771 703	10 428 748	4 381 126		x
Q. 3	43 220 012	5 168 387	490 576	1 809 326	6 782 056	189 606	5 086 674	7 793 286	10 217 084	4 755 278		x
Q. 4	46 471 191	4 911 343	658 456	2 162 308	6 611 468	194 961	5 450 753	8 590 466	11 800 875	5 012 659		x
Other Countries ⁴⁾												
1980	181 227 435	15 295 226	1 323 684	19 860 265	51 206 813	882 397	7 821 478	27 792 289	28 199 796	20 359 581		x
1981	165 356 776	15 695 817	1 365 177	17 237 287	41 878 927	932 945	8 287 791	24 880 308	29 457 515	19 578 595		x
1982	166 316 366	16 013 689	1 381 959	17 271 916	39 947 304	982 789	8 603 136	26 271 902	28 600 457	19 191 709		x
1983	169 299 906	16 069 588	1 395 994	17 469 790	37 334 868	982 552	9 817 828	27 762 208	30 839 480	20 730 840		x
1984	179 886 297	16 403 771	1 193 060	17 952 200	37 010 847	1 016 219	10 634 273	30 034 017	35 680 704	22 820 152		x
1980 Q. 1	46 823 053	3 951 435	277 770	5 223 806	13 515 440	220 178	1 949 221	7 363 390	6 676 418	5 139 539		x
Q. 2	45 038 138	3 576 766	311 466	5 178 541	13 020 329	209 245	2 004 694	7 154 498	7 128 100	4 671 687		x
Q. 3	44 229 853	3 473 256	386 502	4 887 587	12 103 902	227 906	1 844 563	6 871 088	6 872 491	5 388 481		x
Q. 4	45 136 391	4 293 769	347 946	4 570 331	12 567 142	225 068	2 023 000	6 403 313	7 522 787	5 159 874		x
1981 Q. 1	42 507 919	4 112 808	335 357	4 362 229	10 859 941	236 016	2 230 398	6 416 064	7 311 231	5 231 153		x
Q. 2	40 845 201	3 687 637	344 388	4 464 940	10 477 139	234 276	2 038 451	6 272 579	7 544 603	4 432 671		x
Q. 3	40 093 581	3 276 253	324 741	4 089 643	10 587 061	236 911	1 850 721	5 918 298	7 080 424	5 127 854		x
Q. 4	41 910 075	4 619 119	360 691	4 320 475	9 954 786	225 742	2 168 221	6 273 367	7 521 257	4 786 917		x
1982 Q. 1	42 36											

1 Development of Current Value and Volume of Imports and Exports

(Special Trade) by Sections of the SITC - Rev. II

1.2 Exports by Groups of Countries

- Countries of consumption -

Year Quarter	Total	Section										
		0 Food and live animals	1 Beverages and tobacco	2 Crude materials, inedible	3 Mineral fuels, lubricants etc.	4 Animal and vegetable oils and fats	5 Chemicals	6 Manufactured goods classified chiefly by material	7 Machinery and transport equipment	8 Miscella- neous manufactured articles	9 Commodities and trans- actions not classified acc. to kind 1)	
Current Value in 1 000 DM												
Total												
1980	350 327 740	15 041 424	1 795 359	7 179 220	13 224 881	1 540 904	44 127 442	71 181 658	155 254 321	32 643 673	8 338 858	
1981	396 898 348	18 914 699	2 260 078	7 975 405	16 080 182	1 755 732	49 454 203	76 934 372	177 513 226	36 113 980	9 896 471	
1982	427 740 943	19 414 608	2 561 755	7 587 981	16 016 131	1 710 167	51 349 018	80 197 490	199 522 390	38 896 259	10 485 144	
1983	432 281 084	18 886 178	2 836 377	8 100 133	14 630 874	1 732 926	56 696 864	80 119 672	196 370 908	40 489 547	12 417 605	
1984	488 222 999	20 925 370	3 097 820	9 806 646	16 104 768	2 570 681	66 261 914	91 117 283	218 802 236	46 385 773	13 150 508	
1980 Q. 1	88 794 936	3 649 666	384 805	1 933 615	3 132 982	385 768	12 054 960	18 348 413	38 601 027	8 196 473	2 107 227	
Q. 2	87 522 255	3 639 091	454 303	1 831 432	3 447 673	374 031	11 316 919	17 952 835	39 036 039	7 610 039	1 859 893	
Q. 3	82 911 926	3 703 192	489 040	1 609 249	3 220 652	379 635	10 068 003	17 057 230	35 995 994	8 244 852	2 144 079	
Q. 4	91 098 623	4 049 475	467 211	1 804 924	3 423 574	401 470	10 687 560	17 823 180	41 621 261	8 592 309	2 227 659	
1981 Q. 1	91 159 407	4 825 026	450 174	1 953 809	3 738 116	434 724	12 323 776	17 698 764	38 989 761	8 594 687	2 150 570	
Q. 2	97 141 099	4 937 542	576 881	1 954 378	4 314 525	431 608	12 402 235	18 573 835	43 379 291	8 212 469	2 358 335	
Q. 3	98 792 894	4 468 146	645 234	1 963 192	4 255 426	479 777	12 310 736	19 601 240	42 999 904	9 369 958	2 699 271	
Q. 4	109 804 948	4 683 985	587 789	2 104 026	3 772 115	409 623	12 417 456	21 060 533	52 144 270	9 936 856	2 688 295	
1982 Q. 1	107 619 108	5 212 491	513 353	2 004 963	4 126 825	445 750	13 336 744	20 761 562	49 383 910	9 676 385	2 157 125	
Q. 2	108 269 184	4 828 893	660 779	1 990 035	3 984 353	419 530	12 733 535	20 894 923	51 311 536	9 209 015	2 236 585	
Q. 3	101 344 233	4 399 811	721 298	1 693 071	3 775 694	428 178	12 275 446	18 832 973	46 614 297	9 907 768	2 695 697	
Q. 4	110 508 418	4 973 413	666 325	1 899 912	4 129 259	416 709	13 003 293	19 708 032	52 212 647	10 103 091	3 395 737	
1983 Q. 1	105 590 960	4 602 117	612 201	1 887 859	3 770 892	390 096	13 564 196	19 401 109	48 044 098	9 981 695	3 336 697	
Q. 2	106 117 220	4 597 625	725 122	1 956 026	3 348 353	370 063	13 864 492	19 902 582	49 109 506	9 305 554	2 937 897	
Q. 3	103 411 370	4 654 753	791 885	1 927 590	3 692 945	416 632	13 842 098	19 310 237	45 763 997	10 329 875	2 881 358	
Q. 4	117 161 534	5 031 683	707 169	2 328 658	3 818 684	556 135	15 426 078	21 505 744	53 453 307	10 872 423	3 461 653	
1984 Q. 1	120 112 929	5 240 700	606 642	2 432 501	4 086 964	600 014	16 879 927	21 790 181	54 359 142	11 224 697	2 892 161	
Q. 2	115 087 698	5 007 132	809 223	2 434 698	3 896 807	571 112	16 434 877	22 561 746	49 415 971	10 513 228	3 442 904	
Q. 3	117 969 379	5 029 824	866 528	2 316 421	3 796 255	671 400	16 097 428	22 589 936	51 164 061	12 264 389	3 173 137	
Q. 4	135 052 993	5 647 714	815 427	2 623 026	4 324 742	728 155	16 849 682	24 175 420	63 863 062	12 383 459	3 642 306	
EC-Countries ²⁾												
1980	171 993 017	9 831 342	1 168 058	4 239 298	8 615 916	941 064	20 446 965	37 374 162	68 394 676	16 749 028	4 232 508	
1981	186 034 299	11 671 645	1 465 605	4 588 797	10 448 754	1 085 778	22 827 014	37 275 504	74 726 726	17 708 857	4 235 619	
1982	205 884 164	12 834 270	1 633 240	4 545 159	10 810 244	1 021 887	24 353 274	39 842 815	86 770 079	18 979 775	5 093 421	
1983	207 770 520	12 972 977	1 793 594	4 779 383	9 581 665	1 166 752	26 972 225	40 107 468	86 054 055	19 157 138	5 185 263	
1984	232 812 022	14 191 278	1 986 158	5 844 585	10 540 379	1 905 111	31 446 402	45 303 900	95 303 716	21 354 266	4 936 227	
1980 Q. 1	45 088 105	2 469 608	257 514	1 203 130	2 039 226	247 123	5 914 366	10 142 694	17 335 689	4 406 093	1 072 662	
Q. 2	44 054 626	2 238 721	295 802	1 125 939	2 345 136	224 947	5 398 575	9 781 842	17 764 374	3 931 872	947 418	
Q. 3	39 750 968	2 410 331	307 881	889 795	2 052 261	229 452	4 305 585	8 691 785	15 464 155	4 215 181	1 184 542	
Q. 4	43 099 318	2 712 682	306 861	1 020 434	2 179 293	239 542	4 828 439	8 757 841	17 830 458	4 195 882	1 027 886	
1981 Q. 1	44 444 738	2 991 659	300 406	1 124 634	2 467 223	266 494	5 808 156	8 933 883	17 138 016	4 390 999	1 023 268	
Q. 2	46 315 381	2 838 046	373 222	1 099 397	2 791 389	254 783	5 685 138	9 301 724	18 879 609	4 030 249	1 061 824	
Q. 3	45 444 442	2 843 640	412 737	1 111 887	2 733 771	305 392	5 411 288	9 050 842	17 831 069	4 625 220	1 118 596	
Q. 4	49 829 738	2 998 300	379 240	1 252 879	2 456 371	259 109	5 922 432	9 989 055	20 878 032	4 662 389	1 031 931	
1982 Q. 1	52 449 152	3 254 195	330 616	1 214 180	2 762 451	264 604	6 508 967	10 446 744	21 723 832	4 901 240	1 042 323	
Q. 2	52 611 805	3 008 801	419 919	1 211 000	2 695 318	253 905	6 128 121	10 408 060	23 020 625	4 494 072	971 984	
Q. 3	47 981 101	3 084 545	453 240	985 213	2 535 309	245 902	5 664 180	9 148 583	19 721 254	4 790 328	1 352 547	
Q. 4	52 842 106	3 486 729	429 465	1 134 766	2 817 166	257 476	6 052 006	9 839 428	22 304 368	4 794 135	1 726 567	
1983 Q. 1	52 712 376	3 100 947	391 944	1 141 623	2 525 255	236 045	6 724 232	10 048 358	22 067 953	4 979 477	1 496 542	
Q. 2	51 683 809	3 089 602	452 346	1 117 543	2 231 398	243 173	6 646 643	10 059 311	22 200 591	4 396 320	1 246 882	
Q. 3	48 604 116	3 257 946	503 545	1 135 941	2 400 234	282 635	6 231 795	9 432 514	19 395 194	4 809 806	1 154 506	
Q. 4	54 770 219	3 524 482	445 759	1 384 276	2 424 778	404 899	7 369 555	10 567 285	22 390 317	4 971 535	1 287 333	
1984 Q. 1	58 196 246	3 371 496	388 259	1 487 357	2 623 171	417 327	8 258 022	11 038 571	24 001 351	5 481 747	1 128 945	
Q. 2	54 861 179	3 224 057	523 104	1 442 339	2 535 021	428 433	7 794 135	11 480 056	21 478 346	4 824 186	1 131 499	
Q. 3	55 986 962	3 564 064	543 540	1 342 267	2 560 279	500 773	7 520 757	10 784 304	22 352 491	5 485 462	1 333 025	
Q. 4	63 767 635	4 031 661	531 255	1 572 622	2 821 908	558 575	7 873 488	12 000 969	27 471 528	5 562 871	1 342 758	
Other Countries ³⁾												
1980	178 334 723	5 210 082	627 301	2 939 922	4 608 965	599 840	23 680 477	33 807 496	86 859 645	15 894 645	4 106 350	
1981	210 864 049	7 243 054	794 473	3 386 608	5 631 428	669 954	26 627 189	39 658 868	102 786 500	18 405 123	5 660 852	
1982	221 856 779	6 580 338	928 515	3 042 822	5 205 887	686 280	26 995 744	40 354 675	112 752 311	19 916 484	5 391 723	
1983	224 510 564	5 913 201	1 042 783	3 020 750	5 049 209	596 174	29 724 639	40 012 204	110 316 853	21 332 409	7 232 342	
1984	255 410 977	6 734 092	1 111 662	3 962 061	5 564 389	665 570	34 815 512	45 813 383	123 498 520	25 031 507	8 214 281	
1980 Q. 1	43 706 831	1 180 058	127 291	730 485	1 093 756	138 645	6 140 594	8 205 719	21 265 338	3 790 380	1 034 565	
Q. 2	43 467 629	1 400 370	158 501	705 493	1 102 537	149 084	5 918 344	8 170 993	21 271 665	3 678 167	912 475	
Q. 3	43 160 958	1 292 861	181 159	719 454	1 168 391	150 183	5 762 418	8 365 445	20 531 839	4 029 671	959 537	
Q. 4	47 999 305	1 336 793	160 350	784 490	1 244 281	161 928	5 859 121	9 065 339	23 790 803	4 396 427	1 199 773	
1981 Q. 1	46 714 669	1 833 367	149 768	829 175	1 270 893	168 230	6 515 620	8 764 881	21 851 745	4 203 688	1 127 302	
Q. 2	50 825 718	2 099 496	203 659	854 981	1 523 136	176 825	6 717 097	9 272 111	24 499 682	4 182 220	1 296 511	
Q. 3	53 348 452	1 624 506	232 497	851 305	1 521 655	174 385	6 899 448	10 550 398	25 168 835	4 744 748	1 580 675	
Q. 4	59 975 210	1 685 685	208 549	1 315 744	1 315 744	150 514	6 495 024	11 071 478	31 266 238	5 274 467	1 656 364	
1982 Q. 1	55 169 956	1 958 296	182 737	790 783	1 364 374	181 146	6 827 777	10 314 818	27 660 078	4 775 145	1 114 802	
Q. 2	55 657 379	1 820 092	240 860	779 035	1 289 035	165 625	6 605 414	10 486 863	28 290 911	4 714 943	1 264 601	
Q. 3	53 363 132	1 315 266	268 058	707 858	1 240 385	182 276	6 611 266	9 684 390	26 893 043	5 117 440	1 343 150	
Q. 4	57 666 312	1 486 684	236 860	765 146	1 312 093	159 233	6 951 287	9				

1 Development of Current Value and Volume of Imports and Exports

(Special Trade) by Sections of the SITC - Rev. II

1.2 Exports by Groups of Countries

- Countries of consumption -

Year Quarter	Total	Section									Commodities and trans- actions not classified acc. to kind 1)		
		0 Food and live animals	1 Beverages and tobacco	2 Crude materials, inedible	3 Mineral fuels, lubricants etc.	4 Animal and vegetable oils and fats	5 Chemicals	6 Manufactured goods classified chiefly by material	7 Machinery and transport equipment	8 Miscella- neous manufactured articles			
Volume in 1 000 DM 2)													
Total													
1980	350 327 740	15 041 424	1 795 359	7 179 220	13 224 881	1 540 904	44 127 442	71 181 658	155 254 321	32 643 673	x		
1981	373 419 884	16 973 608	2 016 152	7 654 430	12 557 397	1 654 176	46 233 873	73 576 805	168 390 197	34 587 987	x		
1982	385 635 443	17 657 686	2 129 941	7 081 447	11 862 096	1 642 836	47 050 686	72 819 650	178 657 884	36 055 648	x		
1983	384 538 047	17 970 495	2 334 935	7 732 474	11 473 433	1 597 568	52 418 690	74 529 658	169 420 815	36 949 241	x		
1984	419 768 959	19 156 339	2 584 568	8 499 025	12 387 030	1 668 951	57 672 627	81 627 226	183 412 300	41 037 206	x		
1980 Q. 1	90 916 501	3 779 046	404 747	1 913 096	3 325 362	373 408	12 243 239	18 446 727	39 719 530	8 381 247	x		
Q. 2	88 152 475	3 645 065	453 266	1 793 600	3 526 973	371 776	11 237 121	18 091 654	39 497 650	7 662 417	x		
Q. 3	82 213 524	3 655 922	487 143	1 642 400	3 168 712	384 567	10 009 303	17 038 663	35 544 774	8 240 137	x		
Q. 4	89 045 240	3 961 391	450 203	1 830 124	3 203 834	411 153	10 637 779	17 604 614	40 492 367	8 359 872	x		
1981 Q. 1	87 633 451	4 433 257	412 260	1 929 015	3 117 534	433 125	11 793 161	17 453 786	37 866 543	8 160 849	x		
Q. 2	92 176 122	4 330 334	516 936	1 899 326	3 394 384	411 611	11 613 392	18 073 001	41 529 752	8 003 267	x		
Q. 3	91 877 318	3 928 640	574 671	1 830 412	3 209 128	432 654	11 216 017	18 485 525	40 506 908	8 980 551	x		
Q. 4	101 732 993	4 281 377	512 285	1 995 677	2 836 351	376 886	11 611 303	19 564 493	48 486 994	9 443 320	x		
1982 Q. 1	98 413 801	4 702 133	433 070	1 818 005	3 069 260	422 972	12 170 052	19 057 509	45 479 021	8 983 053	x		
Q. 2	97 818 238	4 434 084	559 976	1 837 442	2 995 808	401 942	11 736 448	18 778 045	46 260 927	8 486 343	x		
Q. 3	90 612 264	3 953 979	592 171	1 595 779	2 783 802	410 969	11 240 367	16 995 150	41 142 240	9 077 746	x		
Q. 4	98 791 140	4 567 490	544 724	1 830 221	3 013 226	407 403	11 903 819	17 988 946	45 775 696	9 508 506	x		
1983 Q. 1	94 273 521	4 256 991	495 878	1 829 312	2 880 121	400 057	12 546 839	18 097 980	41 864 216	9 031 156	x		
Q. 2	94 582 260	4 462 620	599 709	1 892 323	2 635 282	378 093	12 883 741	18 606 741	42 308 317	8 621 679	x		
Q. 3	92 350 617	4 504 584	647 781	1 829 789	2 916 337	387 319	12 846 748	17 949 320	39 556 458	9 381 112	x		
Q. 4	103 331 649	4 746 300	591 567	2 181 050	3 041 693	432 099	14 141 362	19 875 617	45 691 824	9 915 294	x		
1984 Q. 1	104 841 648	4 775 002	495 476	2 091 572	3 123 904	424 773	15 002 811	20 082 782	46 280 945	9 969 435	x		
Q. 2	100 580 035	4 605 307	683 395	2 149 479	3 084 376	374 093	14 509 564	20 405 602	42 227 621	9 445 697	x		
Q. 3	100 471 998	4 567 718	722 522	1 997 495	2 927 011	421 099	13 806 710	19 960 810	42 400 866	10 809 320	x		
Q. 4	113 875 278	5 208 312	683 175	2 260 479	3 251 739	448 986	14 353 542	21 178 032	52 502 868	10 812 754	x		
EC-Countries ³⁾													
1980	171 993 017	9 831 342	1 168 058	4 239 298	8 615 916	941 064	20 446 965	37 374 162	68 394 676	16 749 028	x		
1981	174 824 689	10 696 449	1 300 885	4 467 937	8 184 611	1 000 333	21 475 742	35 831 612	70 464 125	17 056 644	x		
1982	185 518 251	11 484 480	1 359 291	4 312 718	7 737 657	960 758	22 586 161	36 749 087	77 457 495	17 556 064	x		
1983	186 157 005	12 148 587	1 475 994	4 626 579	7 193 864	1 039 636	25 040 802	37 610 626	74 802 976	17 611 841	x		
1984	201 326 356	12 687 209	1 668 886	5 090 611	7 757 936	1 183 981	27 788 425	40 601 733	80 976 319	19 181 690	x		
1980 Q. 1	46 065 686	2 506 974	274 191	1 171 904	2 160 759	237 296	5 966 174	10 162 217	17 891 662	4 482 986	x		
Q. 2	44 258 098	2 236 123	294 458	1 086 095	2 411 712	224 175	5 312 100	9 899 225	17 909 110	3 965 274	x		
Q. 3	39 402 548	2 394 030	305 589	921 976	1 994 743	234 989	4 303 346	8 651 848	15 265 681	4 182 783	x		
Q. 4	42 266 685	2 694 215	293 820	1 059 323	2 048 702	244 604	4 865 345	8 660 872	17 328 223	4 117 985	x		
1981 Q. 1	42 632 001	2 834 088	271 987	1 115 997	2 086 307	262 167	5 592 757	8 770 904	16 418 507	4 230 867	x		
Q. 2	43 797 563	2 582 544	334 492	1 093 032	2 208 750	237 516	5 322 372	9 041 753	18 004 686	3 933 714	x		
Q. 3	42 104 389	2 546 575	367 326	1 059 380	2 050 476	268 495	4 936 158	8 615 094	16 684 755	4 428 114	x		
Q. 4	46 290 736	2 733 242	327 080	1 199 528	1 839 078	232 155	5 624 455	9 403 861	19 356 177	4 463 949	x		
1982 Q. 1	47 851 380	2 897 184	277 569	1 113 405	1 991 194	241 351	6 076 006	9 659 214	19 945 220	4 533 968	x		
Q. 2	47 329 821	2 683 893	357 583	1 127 408	1 946 198	237 618	5 662 682	9 530 162	20 680 428	4 109 108	x		
Q. 3	42 989 375	2 738 573	372 756	947 994	1 809 110	232 080	5 252 226	8 392 152	17 342 448	4 403 052	x		
Q. 4	47 347 675	3 164 830	351 383	1 123 911	1 991 155	249 709	5 595 247	9 167 559	19 489 399	4 509 936	x		
1983 Q. 1	47 333 507	2 807 914	313 590	1 121 282	1 862 852	238 599	6 269 558	9 448 722	19 273 723	4 531 400	x		
Q. 2	46 285 889	2 505 059	374 439	1 108 435	1 669 856	243 262	6 204 663	9 514 780	19 168 990	4 130 344	x		
Q. 3	43 572 067	3 090 323	411 630	1 096 686	1 803 700	252 770	5 817 794	8 852 015	16 875 675	4 359 272	x		
Q. 4	48 965 542	3 345 291	376 335	1 300 176	1 857 456	305 005	6 748 787	9 795 109	19 484 588	4 590 825	x		
1984 Q. 1	51 002 408	2 988 675	313 083	1 270 541	1 917 415	286 410	7 414 479	10 114 619	20 752 607	4 927 873	x		
Q. 2	48 078 712	2 883 395	445 365	1 282 268	1 914 143	271 080	6 946 344	10 363 314	18 541 216	4 418 503	x		
Q. 3	47 666 018	3 160 696	457 737	1 150 278	1 892 200	293 770	6 565 139	9 550 130	18 534 485	4 879 184	x		
Q. 4	54 579 218	3 654 443	452 701	1 387 524	2 034 178	332 721	6 862 463	10 573 670	23 148 011	4 956 130	x		
Other Countries ⁴⁾													
1980	178 334 723	5 210 082	627 301	2 939 922	4 608 965	599 840	23 680 477	33 807 496	86 859 645	15 894 645	x		
1981	198 595 195	6 277 159	715 267	3 186 493	4 372 786	653 843	24 758 131	37 745 193	97 926 072	17 531 343	x		
1982	200 117 192	6 173 206	770 650	2 768 729	4 124 439	682 078	24 464 525	36 070 563	101 200 389	18 499 584	x		
1983	198 381 042	5 821 908	858 941	3 105 895	4 279 569	557 932	27 377 888	36 919 032	94 617 839	19 337 400	x		
1984	218 442 603	6 469 130	915 682	3 408 414	4 629 094	484 970	29 884 202	41 025 493	102 435 981	21 855 516	x		
1980 Q. 1	44 850 815	1 272 072	130 556	741 192	1 164 603	136 112	6 277 065	8 284 510	21 827 868	3 898 261	x		
Q. 2	43 894 377	1 408 942	158 808	707 505	1 115 261	147 601	5 925 021	8 192 429	21 588 540	3 697 143	x		
Q. 3	42 810 976	1 261 892	181 554	720 424	1 173 969	149 578	5 705 957	8 386 815	20 279 093	4 057 354	x		
Q. 4	46 778 555	1 267 176	156 383	770 801	1 155 132	166 549	5 772 434	8 943 742	23 164 144	4 241 887	x		
1981 Q. 1	45 001 450	1 599 169	140 273	813 018	1 031 227	170 958	6 200 404	8 682 882	21 448 036	3 929 982	x		
Q. 2	48 378 559	1 747 790	182 444	806 294	1 185 634	174 095	6 291 020	9 031 248	23 525 066	4 069 553	x		
Q. 3	49 772 929	1 382 065	207 345	771 032	1 158 652	164 159	6 279 859	9 870 431	23 822 153	4 552 437	x		
Q. 4	55 442 257	1 548 135	185 205	796 149	997 273	144 631	5 986 848	10 160 632	29 130 817	4 979 371	x		
1982 Q. 1	50 562 421	1 804 949	155 501	704 600	1 078 066	181 621	6 094 046	9 398 295	25 533 801	4 449 085	x		
Q. 2	50 488 417	1 750 191	202 393	710 034	1 049 610	163 874	6 073 766	9 247 883	25 580 499	4 377 235	x		
Q. 3	47 622 889	1 215 406	219 415	647 785	974 692	178 889	5 988 141	8 602 998	23 799 792	4 674 694	x		
Q. 4	51 443 465	1 402 660	193 341	706 310	1 022 071	157 694	6 308 572	8 821 387	26 286 297	4 998 570	x		
1983 Q. 1	46 940 014	1 449 077	182 288	708 030	1 017 269	161 458	6 277 281	8 649 258	22 590 493	4 499 756	x		
Q. 2	48 296 371	1 557 561	225 270	783 888	965 426	134 831	6 679 078	9 091 961	23 139 327	4 491 335	x		
Q. 3	48 778 550	1 414 261	236 151	733 103	1 112 637	134 549	7 028 954	9 097 305	22 680 783	5 021 840	x		
Q. 4	54 366 107	1 401 009	215 232	880 874	1 184 237	127 094	7 392 575	10 080 508	26 207 236	5 324 469	x		
1984 Q. 1	53												

2 Index of Current Value, Volume and Average Value of Imports and Exports

(Special Trade) by Sections of the SITC - Rev. II

1980 = 100

2.1 Total

Year Quarter	Imports										
	Total	Section									
		0 Food and live animals	1 Beverages and tobacco	2 Crude materials, inedible	3 Mineral fuels, lubricants etc.	4 Animal and vegetable oils and fats	5 Chemicals	6 Manufactured goods classified chiefly by material	7 Machinery and transport equipment	8 Miscella- neous manufactured articles	9 Commodities and trans- actions not classified acc. to kind 1)
Index of Current Value											
1980	100	100	100	100	100	100	100	100	100	100	x
1981	108,1	110,0	111,7	99,3	117,8	119,5	113,7	97,0	113,9	104,8	x
1982	110,3	113,8	119,7	98,3	115,9	120,4	120,7	97,2	120,0	104,7	x
1983	114,3	115,9	123,6	102,3	108,5	128,7	132,0	104,0	133,6	110,8	x
1984	127,2	126,1	120,8	117,0	116,1	204,6	153,5	116,8	149,3	125,6	x
1980 Q. 1	100,8	99,3	92,1	103,8	99,4	101,5	104,3	103,4	96,5	100,3	x
Q. 2	100,6	101,6	93,1	103,1	99,6	97,9	102,8	104,4	103,5	92,5	x
Q. 3	95,4	95,2	99,4	94,6	94,2	100,1	92,1	95,3	92,5	104,4	x
Q. 4	103,2	103,9	115,4	98,6	106,8	100,4	100,8	96,9	107,5	102,8	x
1981 Q. 1	107,1	105,5	117,0	97,8	117,4	110,6	111,7	96,1	111,3	109,7	x
Q. 2	106,1	112,3	103,7	102,0	109,0	118,2	113,7	98,6	117,5	95,1	x
Q. 3	107,4	104,0	100,8	97,8	122,0	125,5	111,4	92,9	109,8	111,3	x
Q. 4	111,9	118,2	125,1	99,8	122,7	123,8	118,0	100,6	117,1	103,0	x
1982 Q. 1	113,0	109,4	131,1	101,2	120,1	110,8	122,0	101,6	123,9	109,6	x
Q. 2	111,4	121,2	112,7	101,9	113,6	125,5	124,8	103,2	121,0	96,3	x
Q. 3	105,1	110,3	102,2	91,9	110,1	126,8	120,4	90,2	109,6	110,2	x
Q. 4	111,6	114,2	132,9	98,3	119,8	118,3	115,5	93,8	125,7	102,8	x
1983 Q. 1	109,8	108,4	124,7	97,4	110,7	103,9	125,9	96,2	123,3	110,6	x
Q. 2	112,4	116,6	114,1	103,9	103,6	115,4	130,1	106,8	134,0	99,1	x
Q. 3	111,4	111,8	116,4	96,4	104,2	125,4	137,2	101,1	127,7	117,2	x
Q. 4	123,6	127,0	139,2	111,5	115,3	170,2	134,7	111,9	149,3	116,2	x
1984 Q. 1	127,4	123,5	118,1	117,8	121,8	177,9	154,2	116,3	142,3	131,0	x
Q. 2	124,8	133,3	114,7	115,6	112,9	195,3	154,4	119,8	143,5	111,1	x
Q. 3	124,0	121,6	109,3	111,5	113,7	224,3	152,1	111,0	142,9	132,1	x
Q. 4	132,6	126,1	141,0	123,0	116,0	221,1	153,1	120,1	168,4	128,0	x
Index of Volume											
1980	100	100	100	100	100	100	100	100	100	100	x
1981	95,0	102,6	105,8	89,9	87,3	109,2	103,8	92,3	103,9	95,0	x
1982	96,3	105,5	105,8	90,8	83,9	112,7	109,7	92,3	107,9	93,6	x
1983	100,1	108,1	106,8	94,8	83,5	117,5	121,4	98,6	114,4	98,9	x
1984	105,3	110,3	100,9	97,3	84,2	121,5	132,2	104,5	124,2	106,1	x
1980 Q. 1	103,6	99,4	94,4	105,1	107,1	97,3	105,1	104,8	100,5	101,7	x
Q. 2	101,0	100,3	93,0	102,5	100,2	96,4	101,4	105,3	103,9	93,5	x
Q. 3	95,8	96,2	99,3	96,2	94,8	102,7	91,6	95,4	91,9	104,0	x
Q. 4	99,6	104,1	113,3	96,1	97,9	103,6	101,9	94,5	103,6	100,8	x
1981 Q. 1	96,7	99,1	111,0	91,3	93,1	106,8	106,1	93,1	103,6	99,4	x
Q. 2	93,7	102,7	99,6	91,9	80,8	108,5	105,2	94,4	108,2	86,6	x
Q. 3	91,9	96,0	97,0	84,9	86,6	107,8	97,7	86,7	98,6	98,6	x
Q. 4	97,9	112,4	115,6	91,7	88,9	113,5	106,3	95,1	105,3	95,3	x
1982 Q. 1	97,5	101,2	116,0	91,6	85,1	102,5	108,3	95,3	110,9	96,5	x
Q. 2	98,1	108,5	100,6	93,3	85,6	115,8	113,4	98,0	110,1	87,0	x
Q. 3	91,9	103,2	90,0	86,1	80,4	116,8	109,3	85,8	98,5	96,5	x
Q. 4	97,6	109,0	116,6	92,1	84,3	115,6	107,8	90,3	112,1	94,1	x
1983 Q. 1	96,5	103,8	108,4	91,8	83,8	107,2	115,3	93,2	106,8	97,6	x
Q. 2	101,0	109,9	99,7	98,5	83,5	118,5	123,2	102,9	116,2	91,2	x
Q. 3	97,2	103,3	100,5	88,3	80,9	113,0	127,6	94,9	108,4	102,6	x
Q. 4	105,9	115,4	118,5	100,4	85,9	131,4	119,7	103,4	126,4	104,0	x
1984 Q. 1	106,6	107,6	100,8	99,4	88,3	116,6	133,5	106,9	121,2	111,3	x
Q. 2	104,9	114,6	96,3	97,3	83,7	117,8	134,8	108,3	121,3	97,5	x
Q. 3	101,9	107,3	91,7	92,0	83,8	123,8	129,8	97,9	117,7	107,7	x
Q. 4	107,8	111,9	114,7	100,6	80,8	127,5	130,9	105,1	136,4	107,8	x
Index of Average Value											
1980	100	100	100	100	100	100	100	100	100	100	x
1981	113,8	107,3	105,5	110,4	134,8	109,5	109,5	105,1	109,7	110,3	x
1982	114,5	107,9	113,1	108,3	138,2	106,8	110,0	105,2	111,3	111,9	x
1983	114,1	107,3	115,8	108,0	129,9	109,5	108,7	105,5	116,7	112,1	x
1984	120,8	114,3	119,7	120,2	138,0	168,5	116,1	111,7	120,2	118,4	x
1980 Q. 1	97,3	99,9	97,6	98,7	92,8	104,4	99,2	98,7	96,0	98,6	x
Q. 2	99,7	101,3	100,1	100,5	99,4	101,6	101,4	99,2	99,6	98,9	x
Q. 3	99,6	98,9	100,1	98,3	99,4	97,4	100,6	99,9	100,7	100,4	x
Q. 4	103,5	99,8	101,9	102,5	109,0	96,9	98,9	102,5	103,7	102,0	x
1981 Q. 1	110,8	106,4	105,4	107,1	126,1	103,5	105,3	103,3	107,4	110,3	x
Q. 2	113,2	109,3	104,1	111,0	134,9	108,9	108,0	104,4	108,7	109,8	x
Q. 3	117,0	108,4	103,9	115,2	140,9	116,4	114,0	107,1	111,4	113,0	x
Q. 4	114,3	105,2	108,3	108,8	138,0	109,1	111,1	105,8	111,2	108,1	x
1982 Q. 1	115,9	108,2	112,9	110,5	141,1	108,0	112,6	106,6	111,7	113,6	x
Q. 2	113,5	111,7	112,0	109,2	132,7	108,4	110,0	105,3	109,9	110,6	x
Q. 3	114,4	106,9	113,6	106,8	136,9	108,6	110,1	105,1	111,3	114,2	x
Q. 4	114,3	104,8	114,0	106,7	142,2	102,3	107,2	103,9	112,2	109,2	x
1983 Q. 1	113,8	104,4	115,1	106,2	132,2	96,9	109,2	103,2	115,5	113,4	x
Q. 2	111,3	106,1	114,5	105,5	124,1	97,4	105,6	103,8	115,3	108,7	x
Q. 3	114,7	108,2	115,8	109,2	128,8	111,0	107,5	106,5	117,8	114,2	x
Q. 4	116,7	110,0	117,5	111,0	134,3	129,5	112,5	108,2	118,1	111,7	x
1984 Q. 1	119,5	114,8	117,2	118,6	138,0	152,5	115,5	108,9	117,4	117,7	x
Q. 2	118,9	116,4	119,1	118,8	134,9	165,7	114,6	110,6	118,3	114,0	x
Q. 3	121,8	113,4	119,2	121,3	135,7	181,1	117,2	113,3	121,4	122,7	x
Q. 4	123,0	112,7	122,9	122,2	143,6	173,4	117,1	114,3	123,4	118,8	x

1) Goods returned and replaced have not been allocated to the various sections according to their type but were as a whole included in Section 9.

2 Index of Current Value, Volume and Average Value of Imports and Exports
(Special Trade) by Sections of the SITC - Rev. II

1980 = 100

2.1 Total

Year Quarter	Exports										
	Total	Section									
		0 Food and live animals	1 Beverages and tobacco	2 Crude materials, inedible	3 Mineral fuels, lubricants etc.	4 Animal and vegetable oils and fats	5 Chemicals	6 Manufactured goods classified chiefly by material	7 Machinery and transport equipment	8 Miscella- neous manufactured articles	9 Commodities and trans- actions not classified acc. to kind 1)
Index of Current Value											
1980	100	100	100	100	100	100	100	100	100	100	x
1981	113,3	125,8	125,9	111,1	121,6	113,9	112,1	108,1	114,3	110,6	x
1982	122,1	129,1	142,7	105,7	121,1	111,0	116,4	112,7	128,5	119,2	x
1983	123,4	125,6	158,0	112,8	110,6	112,5	128,5	112,6	126,5	124,0	x
1984	139,4	139,1	172,5	136,6	121,8	166,8	150,2	128,0	140,9	142,1	x
1980 Q. 1	101,4	97,1	85,7	107,7	94,8	100,1	109,3	103,1	99,5	100,4	x
Q. 2	99,9	96,8	101,2	102,0	104,3	97,1	102,6	100,9	100,6	93,2	x
Q. 3	94,7	98,5	109,0	89,7	97,4	98,5	91,3	95,9	92,7	101,0	x
Q. 4	104,0	107,7	104,1	100,6	103,5	104,2	96,9	100,2	107,2	105,3	x
1981 Q. 1	104,1	128,3	100,3	108,9	113,1	112,8	111,7	99,5	100,5	105,3	x
Q. 2	110,9	131,3	128,5	108,9	130,5	112,0	112,4	104,4	111,8	100,6	x
Q. 3	112,8	118,8	143,8	109,4	128,7	124,5	111,6	110,1	110,8	114,8	x
Q. 4	125,4	124,6	131,0	117,2	114,1	106,3	112,6	118,3	134,3	121,8	x
1982 Q. 1	122,9	138,6	114,4	111,7	124,8	115,7	120,9	116,7	127,2	118,6	x
Q. 2	123,6	128,4	147,2	110,9	120,5	108,9	115,4	117,4	132,2	112,8	x
Q. 3	115,7	117,0	160,7	94,3	114,2	111,1	111,3	105,8	120,1	121,4	x
Q. 4	126,2	132,3	148,5	105,9	124,9	108,2	117,9	110,7	134,5	123,8	x
1983 Q. 1	120,6	122,4	136,4	105,2	114,1	101,3	123,0	109,0	123,8	122,3	x
Q. 2	121,2	122,3	161,6	109,0	101,3	96,1	125,7	111,8	126,5	114,0	x
Q. 3	118,1	123,8	176,4	107,4	111,7	108,2	125,5	108,5	117,9	126,6	x
Q. 4	133,8	133,8	157,6	129,7	115,5	144,4	139,8	120,8	137,7	133,2	x
1984 Q. 1	137,1	139,4	135,2	135,5	123,6	155,8	153,0	122,4	140,1	137,5	x
Q. 2	131,4	133,2	180,3	135,7	117,9	148,3	149,0	126,8	127,3	128,8	x
Q. 3	134,7	133,8	193,1	129,1	114,8	174,3	145,9	126,9	131,8	150,3	x
Q. 4	154,2	150,2	181,7	146,1	130,8	189,0	152,7	135,9	164,5	151,7	x
Index of Volume											
1980	100	100	100	100	100	100	100	100	100	100	x
1981	106,6	112,8	112,3	106,6	95,0	107,4	104,8	103,4	108,5	106,0	x
1982	110,1	117,4	118,6	98,6	89,7	106,6	106,6	102,3	115,1	110,5	x
1983	109,8	119,5	130,1	107,7	86,8	103,7	118,8	104,7	109,1	113,2	x
1984	119,8	127,4	144,0	118,4	93,7	108,3	130,7	114,7	118,1	125,7	x
1980 Q. 1	103,8	100,5	90,2	106,6	100,6	96,9	111,0	103,7	102,3	102,7	x
Q. 2	100,7	96,9	101,0	99,9	106,7	96,5	101,9	101,7	101,8	93,9	x
Q. 3	93,9	97,2	108,5	91,5	95,8	99,8	90,7	95,7	91,6	101,0	x
Q. 4	101,7	105,3	100,3	102,0	96,9	106,7	96,4	98,9	104,3	102,4	x
1981 Q. 1	100,1	117,9	91,9	107,5	94,3	112,4	106,9	98,1	97,6	100,0	x
Q. 2	105,2	115,2	115,2	105,8	102,7	106,8	105,3	101,6	107,0	98,1	x
Q. 3	104,9	104,5	128,0	102,0	97,1	112,3	101,7	103,9	104,4	110,0	x
Q. 4	116,2	113,9	114,1	111,2	85,8	97,8	105,3	109,9	124,9	115,7	x
1982 Q. 1	112,4	125,0	96,5	101,3	92,8	109,8	110,3	107,1	117,2	110,1	x
Q. 2	111,7	117,9	124,8	102,4	90,6	104,2	106,4	105,5	119,2	104,0	x
Q. 3	103,5	105,2	131,9	88,9	84,2	106,7	101,9	95,5	106,0	111,2	x
Q. 4	112,8	121,5	121,4	102,0	91,1	105,8	107,9	101,1	117,9	116,5	x
1983 Q. 1	107,6	113,2	110,5	101,9	87,1	103,8	113,7	101,7	107,9	110,7	x
Q. 2	108,0	118,7	133,6	105,4	79,7	98,1	116,8	104,6	109,0	105,6	x
Q. 3	105,4	119,8	144,3	101,9	88,2	100,5	116,5	100,9	101,9	115,0	x
Q. 4	118,0	126,2	131,8	121,5	92,0	112,2	128,2	111,7	117,7	121,5	x
1984 Q. 1	119,7	127,0	110,4	116,5	94,5	110,3	136,0	112,9	119,2	122,2	x
Q. 2	114,8	122,5	152,3	119,8	93,3	97,1	131,5	114,7	108,8	115,7	x
Q. 3	114,7	121,5	161,0	111,3	88,5	109,3	125,2	112,2	109,2	132,5	x
Q. 4	130,0	138,5	152,2	125,9	98,4	116,6	130,1	119,0	135,3	132,5	x
Index of Average Value											
1980	100	100	100	100	100	100	100	100	100	100	x
1981	106,3	111,4	112,1	104,2	128,1	106,1	107,0	104,6	105,4	104,4	x
1982	110,9	109,9	120,3	107,2	135,0	104,1	109,1	110,1	111,7	107,9	x
1983	112,4	105,1	121,5	104,8	127,5	108,5	108,2	107,5	115,9	109,6	x
1984	116,3	109,2	119,9	115,4	130,0	154,0	114,9	111,6	119,3	113,0	x
1980 Q. 1	97,7	96,6	95,1	101,1	94,2	103,3	98,5	99,5	97,2	97,8	x
Q. 2	99,3	99,8	100,2	102,1	97,8	100,6	100,7	99,2	98,8	99,3	x
Q. 3	100,8	101,3	100,4	98,0	101,6	98,7	100,6	100,1	101,3	100,1	x
Q. 4	102,3	102,2	103,8	98,6	106,9	97,6	100,5	101,2	102,8	102,8	x
1981 Q. 1	104,0	108,8	109,2	101,3	119,9	100,4	104,5	101,4	103,0	105,3	x
Q. 2	105,4	114,0	111,6	102,9	127,1	104,9	106,8	102,8	104,5	102,6	x
Q. 3	107,5	113,7	112,3	107,3	132,6	110,9	109,8	106,0	106,2	104,3	x
Q. 4	107,9	109,4	114,7	105,4	133,0	108,7	106,9	107,6	107,5	105,2	x
1982 Q. 1	109,4	110,9	118,5	110,3	134,5	105,4	109,6	108,9	108,6	107,7	x
Q. 2	110,7	108,9	118,0	108,3	133,0	104,5	108,5	111,3	110,9	108,5	x
Q. 3	111,8	111,3	121,8	106,1	135,6	104,2	109,2	110,8	113,3	109,1	x
Q. 4	111,9	108,9	122,3	103,8	137,0	102,3	109,2	109,6	114,1	106,3	x
1983 Q. 1	112,0	108,1	123,5	103,2	130,9	97,5	108,1	107,2	114,8	110,5	x
Q. 2	112,2	103,0	120,9	103,4	127,1	97,9	107,6	107,0	116,1	107,9	x
Q. 3	112,0	103,3	122,2	105,3	126,6	107,6	107,6	107,6	115,7	110,1	x
Q. 4	113,4	106,0	119,5	106,8	125,5	128,7	109,1	108,2	117,0	109,7	x
1984 Q. 1	114,6	109,8	122,4	116,3	130,8	141,3	112,5	108,5	117,5	112,6	x
Q. 2	114,4	108,7	118,4	113,3	126,3	152,7	113,3	110,6	117,0	111,3	x
Q. 3	117,4	110,1	119,9	116,0	129,7	159,4	116,6	113,2	120,7	113,5	x
Q. 4	118,6	108,4	119,4	116,0	133,0	162,2	117,4	114,2	121,6	114,5	x

See footnote on page 14.

2 Index of Current Value, Volume and Average Value of Imports and Exports

(Special Trade) by Sections of the SITC - Rev. II

1980 = 100

2.2 EC-Countries

Year Quarter	Imports										
	Total	Section									
		0 Food and live animals	1 Beverages and tobacco	2 Crude materials, inedible	3 Mineral fuels, lubricants etc.	4 Animal and vegetable oils and fats	5 Chemicals	6 Manufactured goods classified chiefly by material	7 Machinery and transport equipment	8 Miscella- neous manufactured articles	9 Commodities and trans- actions not classified acc. to kind 1)
Index of Current Value											
1980	100	100	100	100	100	100	100	100	100	100	x
1981	109,1	110,6	112,2	104,5	130,5	120,8	111,6	98,4	109,1	98,5	x
1982	113,1	115,9	115,4	107,9	131,9	122,3	119,5	96,2	119,3	99,8	x
1983	119,5	117,1	116,9	121,5	133,0	141,3	130,0	103,4	129,6	104,1	x
1984	129,9	124,8	118,5	130,0	148,5	207,2	149,9	112,7	135,9	113,1	x
1980 Q. 1	101,3	95,7	97,8	109,5	101,1	96,4	107,2	102,1	101,2	102,1	x
Q. 2	102,9	107,1	92,3	98,1	97,7	100,3	103,2	106,7	106,2	93,0	x
Q. 3	93,7	99,6	87,8	86,0	94,3	101,0	90,7	92,9	88,7	103,7	x
Q. 4	102,1	97,6	122,0	106,3	106,9	102,4	98,9	98,3	104,0	101,2	x
1981 Q. 1	107,9	99,2	124,7	105,0	134,2	106,3	107,2	96,3	108,4	103,7	x
Q. 2	106,2	116,7	101,2	102,0	103,9	117,5	113,6	100,9	114,7	89,6	x
Q. 3	106,6	113,0	97,1	99,0	128,5	119,9	112,1	92,3	102,8	102,5	x
Q. 4	115,8	113,3	126,0	112,2	155,2	139,5	113,5	104,1	110,4	98,2	x
1982 Q. 1	116,1	108,3	130,0	109,0	143,5	105,7	121,9	99,6	122,8	103,6	x
Q. 2	114,8	126,3	106,0	107,0	127,6	132,7	126,2	102,3	120,7	91,7	x
Q. 3	107,6	119,7	94,4	96,6	126,3	133,6	113,9	88,5	108,4	103,0	x
Q. 4	114,0	109,2	131,3	118,9	130,1	117,3	116,1	94,6	125,2	101,0	x
1983 Q. 1	115,4	108,0	122,3	114,8	140,4	114,1	126,3	94,5	124,1	103,5	x
Q. 2	120,7	125,4	105,2	121,6	133,0	118,8	128,3	107,5	131,6	95,0	x
Q. 3	114,0	117,1	99,5	106,2	118,4	136,8	128,1	98,4	124,0	108,0	x
Q. 4	128,0	118,0	140,9	143,3	140,2	195,7	137,4	113,1	138,7	110,0	x
1984 Q. 1	131,1	114,7	117,7	129,8	163,1	178,1	148,7	112,6	135,3	117,6	x
Q. 2	127,6	142,3	108,9	128,5	137,7	196,9	152,5	116,4	129,0	100,1	x
Q. 3	125,4	125,3	101,9	118,6	143,3	226,3	144,3	105,0	129,5	117,4	x
Q. 4	135,5	116,7	145,7	143,2	150,1	227,4	154,1	116,9	149,7	117,5	x
Index of Volume											
1980	100	100	100	100	100	100	100	100	100	100	x
1981	99,3	102,5	107,5	99,3	98,7	114,6	102,8	94,6	103,4	93,7	x
1982	101,4	106,1	106,7	102,3	95,8	114,7	105,6	90,5	113,0	92,8	x
1983	107,7	110,7	107,6	115,1	103,6	127,2	119,5	97,5	118,5	95,7	x
1984	112,1	113,0	107,7	118,0	108,5	131,4	130,4	101,6	122,3	99,6	x
1980 Q. 1	104,0	96,1	101,1	104,9	110,1	93,3	107,8	103,7	105,2	102,5	x
Q. 2	102,7	106,0	92,3	97,3	97,2	98,7	100,9	107,3	106,2	95,3	x
Q. 3	93,7	100,8	88,2	89,4	95,2	101,9	90,3	92,4	87,5	102,1	x
Q. 4	99,7	97,1	118,4	108,4	97,4	106,1	101,1	96,5	101,2	100,2	x
1981 Q. 1	99,9	91,9	117,1	101,7	110,0	106,6	102,3	93,7	103,5	95,9	x
Q. 2	97,8	108,1	96,8	97,6	78,7	112,2	105,7	97,9	109,1	86,1	x
Q. 3	95,7	104,8	96,4	92,4	94,5	108,5	99,2	87,9	97,1	96,2	x
Q. 4	103,9	105,3	119,8	105,6	111,7	131,0	104,0	99,1	104,1	96,6	x
1982 Q. 1	102,0	97,6	117,5	100,7	100,5	98,6	110,1	92,6	115,5	94,4	x
Q. 2	104,0	111,5	99,1	101,0	96,9	124,1	115,8	97,4	115,4	87,0	x
Q. 3	97,1	111,2	88,7	93,1	94,1	124,7	104,1	83,8	103,4	93,8	x
Q. 4	102,5	104,1	121,4	114,2	91,9	111,6	108,4	88,2	117,6	96,0	x
1983 Q. 1	103,0	102,5	113,4	107,2	107,2	114,1	115,4	90,0	112,4	92,6	x
Q. 2	110,7	119,1	98,9	118,0	108,4	118,8	120,4	102,5	120,4	90,4	x
Q. 3	103,1	110,5	93,8	102,0	93,6	123,7	120,0	92,6	113,0	97,2	x
Q. 4	114,1	110,6	124,3	133,0	105,2	152,2	122,0	105,0	128,1	102,7	x
1984 Q. 1	113,1	103,0	109,0	116,7	116,9	123,4	129,9	103,5	123,8	102,2	x
Q. 2	111,4	124,4	101,1	116,3	102,9	128,0	133,9	105,6	117,5	91,7	x
Q. 3	107,9	115,1	96,3	108,9	108,4	135,1	124,5	93,9	115,1	99,6	x
Q. 4	116,1	109,4	126,5	130,2	105,7	138,9	133,4	103,5	132,9	105,0	x
Index of Average Value											
1980	100	100	100	100	100	100	100	100	100	100	x
1981	109,9	107,9	104,4	105,3	132,1	105,4	108,5	104,0	105,5	105,1	x
1982	111,6	109,2	108,2	105,5	137,6	106,6	109,1	106,3	105,6	107,6	x
1983	111,0	105,8	108,7	105,6	128,4	111,1	108,8	106,0	109,4	108,8	x
1984	115,8	110,5	110,1	110,2	137,0	157,7	114,9	111,0	111,1	113,6	x
1980 Q. 1	97,4	99,6	96,8	104,4	91,8	103,3	99,5	98,4	96,2	99,7	x
Q. 2	100,2	101,0	100,0	100,9	100,4	101,6	102,3	99,4	100,0	97,6	x
Q. 3	100,0	98,8	99,6	96,2	99,1	99,1	100,5	100,5	101,3	101,6	x
Q. 4	102,5	100,6	103,0	98,1	109,8	96,5	97,8	101,8	102,8	101,0	x
1981 Q. 1	108,1	107,9	106,5	103,3	122,1	99,7	104,8	102,8	104,8	108,2	x
Q. 2	108,5	108,0	104,5	104,4	131,9	104,7	107,4	103,1	105,2	104,0	x
Q. 3	111,5	107,9	100,7	107,2	136,0	110,5	113,0	105,0	105,9	106,5	x
Q. 4	111,4	107,7	105,2	106,2	138,9	106,5	109,1	105,1	106,0	101,7	x
1982 Q. 1	113,8	110,9	110,6	108,2	142,9	107,3	110,7	107,5	106,3	109,7	x
Q. 2	110,4	113,3	106,9	105,9	131,6	106,9	109,0	105,0	104,6	105,4	x
Q. 3	110,8	107,7	106,5	103,7	134,2	107,1	109,4	105,6	104,9	109,9	x
Q. 4	111,2	104,9	108,1	104,1	141,6	105,1	107,1	107,3	106,4	105,2	x
1983 Q. 1	112,1	105,3	107,8	107,1	131,0	99,9	109,4	104,9	110,5	111,8	x
Q. 2	109,0	105,3	106,4	103,1	122,7	100,0	106,6	104,9	109,3	105,0	x
Q. 3	110,5	106,0	106,0	104,1	126,6	110,7	106,8	106,3	109,7	111,1	x
Q. 4	112,2	106,7	113,3	107,7	133,2	128,6	112,6	107,7	108,2	107,1	x
1984 Q. 1	115,8	111,3	108,0	111,2	139,6	144,3	114,5	108,9	109,3	115,1	x
Q. 2	114,6	114,7	107,7	110,5	133,8	153,8	113,9	110,2	109,8	109,1	x
Q. 3	116,2	108,8	108,1	108,9	132,2	167,6	115,9	111,9	112,5	117,9	x
Q. 4	116,7	106,6	115,1	110,0	142,1	163,7	115,5	113,0	112,6	111,9	x

See footnote on page 14.

2 Index of Current Value, Volume and Average Value of Imports and Exports
(Special Trade) by Sections of the SITC - Rev. II

1980 = 100

2.2 EC-Countries

Year Quarter	Exports										
	Total	Section									
		0 Food and live animals	1 Beverages and tobacco	2 Crude materials, inedible	3 Mineral fuels, lubricants etc.	4 Animal and vegetable oils and fats	5 Chemicals	6 Manufactured goods classified chiefly by material	7 Machinery and transport equipment	8 Miscella- neous manufactured articles	9 Commodities and trans- actions not classified acc. to kind 1)
Index of Current Value											
1980	100	100	100	100	100	100	100	100	100	100	x
1981	108,2	118,7	125,5	108,2	121,3	115,4	111,6	99,7	109,3	105,7	x
1982	119,7	130,5	139,8	107,2	125,5	108,6	119,1	106,6	126,9	113,3	x
1983	120,8	132,0	153,6	112,7	111,2	124,0	131,9	107,3	125,8	114,4	x
1984	135,4	144,3	170,0	137,9	122,3	202,4	153,8	121,2	139,3	127,5	x
1980 Q. 1	104,9	100,5	88,2	113,5	94,7	105,0	115,7	108,6	101,4	105,2	x
Q. 2	102,5	91,1	101,3	106,2	108,9	95,6	105,6	104,7	103,9	93,9	x
Q. 3	92,4	98,1	105,4	84,0	95,3	97,5	84,2	93,0	90,4	100,7	x
Q. 4	100,2	110,4	105,1	96,3	101,2	101,8	94,5	93,7	104,3	100,2	x
1981 Q. 1	103,4	121,7	102,9	106,1	114,5	113,3	113,6	95,6	100,2	104,9	x
Q. 2	107,7	115,5	127,8	103,7	129,6	108,3	111,2	99,6	110,4	96,3	x
Q. 3	105,7	115,7	141,3	104,9	126,9	129,8	105,9	96,9	104,3	110,5	x
Q. 4	115,9	122,0	129,9	118,2	114,0	110,1	115,9	106,9	122,1	111,3	x
1982 Q. 1	122,0	132,4	113,2	114,6	128,2	112,5	127,3	111,8	127,0	117,1	x
Q. 2	122,4	122,4	143,8	114,3	125,1	107,9	119,9	111,4	134,6	107,3	x
Q. 3	111,6	125,5	155,2	93,0	117,7	104,5	110,8	97,9	115,3	114,4	x
Q. 4	122,9	141,9	147,1	107,1	130,8	109,4	118,4	105,3	130,4	114,5	x
1983 Q. 1	122,6	126,2	134,2	107,7	117,2	100,3	131,5	107,5	129,1	118,9	x
Q. 2	120,2	125,7	154,9	105,4	103,6	103,4	130,0	107,7	129,8	105,0	x
Q. 3	113,0	132,6	172,4	107,2	111,4	120,1	121,9	101,0	113,4	114,9	x
Q. 4	127,4	143,4	152,5	130,6	112,6	172,1	144,2	113,1	130,9	118,7	x
1984 Q. 1	135,3	137,2	133,0	140,3	121,8	177,4	161,6	118,1	140,4	130,9	x
Q. 2	127,6	131,2	179,1	136,1	117,7	182,1	152,5	122,9	125,6	115,2	x
Q. 3	130,2	145,0	186,1	126,6	118,9	212,9	147,1	115,4	130,7	131,0	x
Q. 4	148,3	164,0	181,9	148,4	131,0	237,4	154,0	128,4	160,7	132,9	x
Index of Volume											
1980	100	100	100	100	100	100	100	100	100	100	x
1981	101,6	108,8	111,4	105,4	95,0	106,3	105,0	95,9	103,0	101,8	x
1982	107,9	116,8	116,4	101,7	89,8	102,1	110,5	98,3	113,3	104,8	x
1983	108,2	123,6	126,4	109,1	83,5	110,5	122,5	100,6	109,4	105,2	x
1984	117,1	129,0	142,9	120,1	90,0	125,8	135,9	108,6	118,4	114,5	x
1980 Q. 1	107,1	102,0	93,9	110,6	100,3	100,9	116,7	108,8	104,6	107,1	x
Q. 2	102,9	91,0	100,8	102,5	112,0	95,3	103,9	105,9	104,7	94,7	x
Q. 3	91,6	97,4	104,6	87,0	92,6	99,9	84,2	92,6	89,3	99,9	x
Q. 4	98,3	109,6	100,6	100,0	95,1	104,0	95,2	92,7	101,3	98,3	x
1981 Q. 1	99,1	115,3	93,1	105,3	96,9	111,4	109,4	93,9	96,0	101,0	x
Q. 2	101,9	105,1	114,5	103,1	102,5	101,0	104,1	96,8	105,3	93,9	x
Q. 3	97,9	103,6	125,8	100,0	95,2	114,1	96,6	92,2	97,6	105,8	x
Q. 4	107,7	111,2	112,0	113,2	85,4	98,7	110,0	100,6	113,2	106,6	x
1982 Q. 1	111,3	117,9	95,1	105,1	92,4	102,6	118,9	103,4	116,6	108,3	x
Q. 2	110,1	109,2	122,5	106,4	90,4	101,0	110,8	102,0	120,9	98,1	x
Q. 3	100,0	111,4	127,6	89,4	84,0	98,6	102,7	89,8	101,4	105,2	x
Q. 4	110,1	128,8	120,3	106,0	92,4	106,1	109,5	98,1	114,0	107,7	x
1983 Q. 1	110,1	114,2	107,4	105,8	86,5	101,4	122,7	101,1	112,7	108,2	x
Q. 2	107,6	118,2	128,2	104,6	77,5	103,4	121,4	101,8	112,1	98,6	x
Q. 3	101,3	125,7	141,0	103,5	83,7	107,4	113,8	94,7	98,7	104,1	x
Q. 4	113,9	136,1	128,9	122,7	86,2	129,6	132,0	104,8	114,0	109,6	x
1984 Q. 1	118,6	121,6	107,2	119,9	89,0	121,7	145,0	108,3	121,4	117,7	x
Q. 2	111,8	117,3	152,5	121,0	88,9	115,2	135,9	110,9	108,4	105,5	x
Q. 3	110,9	128,6	156,8	108,5	87,8	124,9	128,4	102,2	108,4	116,5	x
Q. 4	126,9	148,7	155,0	130,9	94,4	141,4	134,2	113,2	135,4	118,4	x
Index of Average Value											
1980	100	100	100	100	100	100	100	100	100	100	x
1981	106,4	109,1	112,7	102,7	127,7	108,5	106,3	104,0	106,0	103,8	x
1982	111,0	111,8	120,2	105,4	139,7	106,4	107,8	108,4	112,0	108,1	x
1983	111,6	106,8	121,5	103,3	133,2	112,2	107,7	106,6	115,0	108,8	x
1984	115,6	111,9	119,0	114,8	135,9	160,9	113,2	111,6	117,7	111,3	x
1980 Q. 1	97,9	98,5	93,9	102,7	94,4	104,1	99,1	99,8	96,9	98,3	x
Q. 2	99,5	100,1	100,5	103,7	97,2	100,3	101,6	98,8	99,2	99,2	x
Q. 3	100,9	100,7	100,8	96,5	102,9	97,6	100,1	100,5	101,3	100,8	x
Q. 4	102,0	100,7	104,4	96,3	106,4	97,9	99,2	101,1	102,9	101,9	x
1981 Q. 1	104,3	105,6	110,4	100,8	118,3	101,7	103,9	101,9	104,4	103,8	x
Q. 2	105,7	109,9	111,6	100,6	126,4	107,3	106,8	102,9	104,9	102,5	x
Q. 3	107,9	111,7	112,4	105,0	133,3	113,7	109,6	105,1	106,9	104,5	x
Q. 4	107,6	109,7	115,9	104,4	133,6	111,6	105,3	106,2	107,9	104,4	x
1982 Q. 1	109,6	112,3	119,1	109,1	138,7	109,6	107,1	108,2	108,9	108,1	x
Q. 2	111,2	112,1	117,4	107,4	138,5	106,9	108,2	109,2	111,3	109,4	x
Q. 3	111,6	112,6	121,6	103,9	140,1	106,0	107,8	109,0	113,7	108,8	x
Q. 4	111,6	110,2	122,2	101,0	141,5	103,1	108,2	107,3	114,4	106,3	x
1983 Q. 1	111,4	110,4	125,0	101,8	135,6	98,9	107,3	106,3	114,5	109,9	x
Q. 2	111,7	106,4	120,8	100,8	133,6	100,0	107,1	105,7	115,8	106,4	x
Q. 3	111,5	105,4	122,3	103,6	133,1	111,8	107,1	106,6	114,9	110,3	x
Q. 4	111,9	105,4	118,4	106,5	130,5	132,8	109,2	107,9	114,9	108,3	x
1984 Q. 1	114,1	112,8	124,0	117,1	136,8	145,7	111,4	109,1	115,7	111,2	x
Q. 2	114,1	111,8	117,5	112,5	132,4	158,0	112,2	110,8	115,8	109,2	x
Q. 3	117,5	112,8	118,7	116,7	135,3	170,5	114,6	112,9	120,6	112,4	x
Q. 4	116,8	110,3	117,4	113,3	138,7	167,9	114,7	113,5	118,7	112,2	x

See footnote on page 14.

2 Index of Current Value, Volume and Average Value of Imports and Exports

(Special Trade) by Sections of the SITC - Rev. II

1980 = 100

2.3 Other Countries

Year Quarter	Imports										
	Total	Section									
		0 Food and live animals	1 Beverages and tobacco	2 Crude materials, inedible	3 Mineral fuels, lubricants etc.	4 Animal and vegetable oils and fats	5 Chemicals	6 Manufactured goods classified chiefly by material	7 Machinery and transport equipment	8 Miscella- neous manufactured articles	9 Commodities and trans- actions not classified acc. to kind 1)
Index of Current Value											
1980	100	100	100	100	100	100	100	100	100	100	x
1981	107,3	109,4	110,7	97,6	111,6	118,7	118,1	95,4	120,0	110,7	x
1982	107,8	111,3	126,5	95,2	108,1	119,8	123,1	98,3	120,9	109,3	x
1983	109,7	114,5	134,1	95,9	96,5	120,7	136,0	104,8	138,6	117,1	x
1984	124,8	127,7	124,3	112,6	100,3	203,0	160,9	121,7	166,2	137,2	x
1980 Q. 1	100,4	103,6	83,2	101,9	98,6	104,8	98,1	104,9	90,6	98,5	x
Q. 2	98,6	95,2	94,3	104,7	100,6	96,5	102,0	101,7	100,2	91,9	x
Q. 3	96,9	90,1	117,7	97,5	94,2	99,5	95,2	98,1	97,4	105,2	x
Q. 4	104,1	111,2	104,9	95,9	106,7	99,2	104,7	95,2	111,9	104,4	x
1981 Q. 1	106,3	112,9	104,9	95,3	109,1	113,4	121,1	95,8	114,9	115,3	x
Q. 2	106,1	107,1	107,7	102,0	111,5	118,7	113,8	95,8	121,1	100,3	x
Q. 3	108,2	93,4	106,8	97,4	118,8	129,1	110,0	93,5	118,6	119,6	x
Q. 4	108,5	124,0	123,7	95,6	106,8	113,8	127,5	96,4	125,5	107,5	x
1982 Q. 1	110,3	110,8	132,8	98,7	108,7	114,0	122,1	103,9	125,2	115,3	x
Q. 2	108,3	115,2	123,2	100,2	106,8	121,0	122,0	104,3	121,3	100,6	x
Q. 3	102,9	99,3	114,5	90,4	102,2	122,5	134,1	92,2	110,9	116,9	x
Q. 4	109,6	120,1	135,4	91,4	114,8	118,9	114,2	92,8	126,4	104,4	x
1983 Q. 1	104,8	108,8	128,7	91,6	96,2	97,4	125,2	98,2	122,3	117,3	x
Q. 2	105,0	106,3	128,2	98,0	89,2	113,3	133,7	106,0	137,0	103,0	x
Q. 3	109,2	105,5	142,9	93,1	97,3	118,2	156,2	104,4	132,3	125,8	x
Q. 4	119,7	137,5	136,7	100,8	103,1	154,0	129,0	110,5	162,6	122,1	x
1984 Q. 1	124,2	133,9	118,8	113,8	101,7	177,7	165,7	120,8	151,2	143,6	x
Q. 2	122,2	122,2	124,0	111,3	100,8	194,2	158,3	123,8	161,9	121,5	x
Q. 3	122,8	117,3	121,0	109,2	99,3	223,0	168,4	118,2	159,7	146,0	x
Q. 4	130,1	137,3	133,6	116,2	99,4	217,1	151,4	123,9	191,9	137,9	x
Index of Volume											
1980	100	100	100	100	100	100	100	100	100	100	x
1981	91,2	102,6	103,1	86,8	81,8	105,7	106,0	89,5	104,5	96,2	x
1982	91,8	104,7	104,4	87,0	78,0	111,4	110,0	94,5	101,4	94,3	x
1983	93,4	105,1	105,5	88,0	73,7	111,4	125,5	99,9	109,4	101,8	x
1984	99,3	107,2	90,1	90,4	72,3	115,2	136,0	108,1	126,5	112,1	x
1980 Q. 1	103,3	103,3	83,9	105,2	105,6	99,8	99,7	106,0	94,7	101,0	x
Q. 2	99,4	93,5	94,1	104,3	101,7	94,9	102,5	103,0	101,1	91,8	x
Q. 3	97,4	90,8	116,8	98,4	94,5	103,3	94,3	98,9	97,5	105,9	x
Q. 4	99,6	112,3	105,1	92,0	98,2	102,0	103,5	92,2	106,7	101,4	x
1981 Q. 1	93,8	107,6	101,3	87,9	84,8	107,0	114,1	92,3	103,7	102,8	x
Q. 2	90,2	96,4	104,1	89,9	81,8	106,2	104,2	90,3	107,0	87,1	x
Q. 3	88,5	85,7	98,1	82,4	82,7	107,4	94,6	85,2	100,4	100,7	x
Q. 4	92,5	120,8	109,0	87,0	77,8	102,3	110,9	90,3	106,7	94,0	x
1982 Q. 1	93,5	105,4	113,7	88,6	77,7	105,1	104,7	98,5	105,0	98,5	x
Q. 2	92,9	104,9	102,9	90,8	80,1	110,5	108,6	98,7	103,4	87,1	x
Q. 3	87,3	93,8	92,1	83,8	73,7	111,7	120,2	88,1	92,2	99,1	x
Q. 4	93,4	114,7	108,9	84,7	80,6	118,2	106,4	92,8	105,1	92,3	x
1983 Q. 1	90,7	105,3	100,5	86,6	72,3	102,8	114,9	97,0	99,7	102,3	x
Q. 2	92,4	99,1	101,0	92,0	71,3	118,2	128,9	103,3	110,8	92,0	x
Q. 3	91,9	94,8	111,0	83,7	74,7	106,2	143,4	97,7	102,7	107,7	x
Q. 4	98,7	121,0	109,4	89,5	76,4	118,1	114,8	101,5	124,3	105,3	x
1984 Q. 1	100,9	113,0	87,9	93,6	74,3	112,3	141,1	110,9	118,0	119,8	x
Q. 2	99,2	103,0	88,8	90,9	74,3	111,4	136,5	111,5	126,2	102,9	x
Q. 3	96,5	98,1	87,7	86,3	71,8	116,7	140,8	102,8	121,1	115,3	x
Q. 4	100,4	114,9	96,0	90,8	68,7	120,3	125,5	107,0	140,8	110,4	x
Index of Average Value											
1980	100	100	100	100	100	100	100	100	100	100	x
1981	117,6	106,6	107,4	112,4	136,4	112,3	111,5	106,5	114,9	115,1	x
1982	117,4	106,3	121,1	109,4	138,6	106,9	111,9	104,0	119,3	115,5	x
1983	117,4	109,0	127,1	109,0	130,9	108,4	108,4	104,9	126,7	115,0	x
1984	125,8	119,1	137,9	124,6	138,8	176,3	118,4	112,6	131,3	122,4	x
1980 Q. 1	97,2	100,2	99,1	96,8	93,4	105,0	98,4	99,0	95,6	97,6	x
Q. 2	99,2	101,8	100,2	100,4	98,9	101,7	99,5	98,8	99,1	100,1	x
Q. 3	99,3	99,2	199,7	99,0	99,6	96,4	100,9	99,2	99,9	99,3	x
Q. 4	104,4	99,0	99,8	104,2	108,7	97,2	101,2	103,3	104,8	103,0	x
1981 Q. 1	113,3	105,0	103,5	108,5	128,7	106,0	106,2	103,8	110,7	112,2	x
Q. 2	117,7	111,1	103,5	113,4	136,3	111,8	109,2	106,1	113,2	115,2	x
Q. 3	122,2	109,1	108,8	118,3	143,6	120,2	116,2	109,8	118,1	118,7	x
Q. 4	117,2	102,6	113,5	109,9	137,3	111,2	115,0	106,7	117,7	114,3	x
1982 Q. 1	118,0	105,1	116,8	111,4	139,9	108,5	116,6	105,5	119,2	117,1	x
Q. 2	116,6	109,8	119,8	110,4	133,3	109,5	112,3	105,7	117,3	115,4	x
Q. 3	117,9	105,9	124,3	107,9	138,6	109,6	111,6	104,6	120,3	117,9	x
Q. 4	117,3	104,7	124,4	107,9	142,5	100,6	107,3	100,0	120,2	113,0	x
1983 Q. 1	115,5	103,4	128,0	105,8	133,1	94,7	108,9	101,2	122,7	114,7	x
Q. 2	113,7	107,3	126,9	106,5	125,2	95,8	103,7	102,6	123,6	112,0	x
Q. 3	118,8	111,3	128,7	111,2	130,2	111,3	108,9	106,8	128,9	116,8	x
Q. 4	121,3	113,6	125,0	112,6	135,0	130,3	112,3	108,8	130,8	115,9	x
1984 Q. 1	123,1	118,5	135,1	121,6	136,8	158,3	117,4	108,9	128,1	119,9	x
Q. 2	123,2	118,7	139,5	122,4	135,6	174,4	116,0	111,0	128,2	118,0	x
Q. 3	127,3	119,6	137,9	126,6	138,4	191,2	119,6	114,9	131,9	126,6	x
Q. 4	129,5	119,4	139,1	128,0	144,7	180,5	120,6	115,8	136,3	125,0	x

See footnote on page 14.

2 Index of Current Value, Volume and Average Value of Imports and Exports
(Special Trade) by Sections of the SITC - Rev. II

1980 = 100
2.3 Other Countries

Year Quarter	Exports										
	Total	Section									
		0 Food and live animals	1 Beverages and tobacco	2 Crude materials, inedible	3 Mineral fuels, lubricants etc.	4 Animal and vegetable oils and fats	5 Chemicals	6 Manufactured goods classified chiefly by material	7 Machinery and transport equipment	8 Miscella- neous manufactured articles	9 Commodities and trans- actions not classified acc. to kind 1)
Index of Current Value											
1980	100	100	100	100	100	100	100	100	100	100	x
1981	118,2	139,0	126,6	115,2	122,2	111,7	112,4	117,3	118,3	115,8	x
1982	124,4	126,3	148,0	103,5	113,0	114,7	114,0	119,4	129,8	125,3	x
1983	125,9	113,5	166,2	113,0	109,6	94,4	125,5	118,4	127,0	134,2	x
1984	143,2	129,3	177,2	134,8	120,7	111,0	147,0	135,5	142,2	157,5	x
1980 Q. 1	98,0	90,6	81,2	99,4	94,9	92,5	103,7	97,1	97,9	95,4	x
Q. 2	97,5	107,5	101,1	96,3	96,8	98,4	100,1	96,9	99,4	93,0	x
Q. 3	96,8	99,3	115,5	97,9	101,4	100,1	97,3	99,0	94,6	101,4	x
Q. 4	107,7	102,6	102,2	106,7	108,0	108,0	99,0	107,3	109,6	110,6	x
1981 Q. 1	104,8	140,8	95,5	112,8	110,3	112,2	110,1	103,7	100,6	105,8	x
Q. 2	114,0	161,2	129,9	116,3	132,2	117,9	113,5	109,7	112,8	105,2	x
Q. 3	119,7	124,7	148,3	115,8	132,1	116,3	116,5	124,8	115,9	119,4	x
Q. 4	134,5	129,4	133,0	115,8	114,2	100,4	109,7	131,0	144,0	132,7	x
1982 Q. 1	123,7	150,4	116,5	107,6	118,4	120,8	115,3	122,0	127,4	120,2	x
Q. 2	124,8	139,7	153,6	106,0	111,9	110,4	111,6	124,1	130,3	118,7	x
Q. 3	119,7	101,0	96,3	107,9	107,6	121,5	111,7	114,6	123,8	128,8	x
Q. 4	129,3	114,1	151,0	104,1	113,9	106,2	117,4	116,8	137,7	133,6	x
1983 Q. 1	118,6	115,3	140,4	101,5	108,1	102,7	115,5	110,7	119,6	125,9	x
Q. 2	122,1	115,8	173,9	114,1	96,9	84,6	121,9	116,5	123,9	123,5	x
Q. 3	122,9	107,2	183,9	107,7	112,2	89,4	128,5	116,9	121,4	138,9	x
Q. 4	139,9	115,7	166,7	128,5	121,0	100,9	136,1	129,4	143,0	148,5	x
1984 Q. 1	138,9	143,5	139,3	128,6	127,0	121,8	145,6	127,2	139,8	144,5	x
Q. 2	135,1	136,9	182,4	135,0	118,2	95,1	146,0	131,1	128,7	143,2	x
Q. 3	139,0	112,5	206,0	132,5	107,3	113,8	144,9	139,7	132,7	170,6	x
Q. 4	159,9	124,1	181,2	142,9	130,4	113,1	151,6	144,0	167,7	171,6	x
Index of Volume											
1980	100	100	100	100	100	100	100	100	100	100	x
1981	111,4	120,5	114,0	108,4	94,9	109,0	104,6	111,6	112,7	110,3	x
1982	112,2	118,5	122,9	94,2	89,5	113,7	103,3	106,7	116,5	116,4	x
1983	111,2	111,7	136,9	105,6	92,9	93,0	115,6	109,2	108,9	121,7	x
1984	122,5	124,2	146,0	115,9	100,4	80,8	126,2	121,4	117,9	137,5	x
1980 Q. 1	100,6	97,7	83,2	100,8	101,1	90,8	106,0	98,0	100,5	98,1	x
Q. 2	98,5	108,2	101,3	96,3	96,8	98,4	100,1	96,9	99,4	93,0	x
Q. 3	96,0	96,9	115,8	98,0	101,9	99,7	96,4	99,2	93,4	102,1	x
Q. 4	104,9	97,3	99,7	104,9	100,3	111,1	97,5	105,8	106,7	106,8	x
1981 Q. 1	100,9	122,8	89,4	110,6	89,5	114,0	104,7	102,7	98,8	98,9	x
Q. 2	108,5	134,2	116,3	109,7	102,9	116,1	106,3	106,9	108,3	102,4	x
Q. 3	111,6	106,1	132,2	104,9	100,6	109,5	106,1	116,8	109,7	114,6	x
Q. 4	124,4	118,9	118,1	108,3	96,6	96,4	101,1	120,2	134,2	125,3	x
1982 Q. 1	113,4	138,6	99,2	95,9	93,6	121,1	102,9	111,2	117,6	112,0	x
Q. 2	113,2	134,4	129,1	96,6	91,1	109,3	102,6	109,4	117,8	110,2	x
Q. 3	106,8	93,3	139,9	88,1	84,6	119,3	101,1	101,8	109,6	117,6	x
Q. 4	115,4	107,7	123,3	96,1	88,7	105,2	106,6	104,4	121,1	125,8	x
1983 Q. 1	105,3	111,3	116,2	96,3	88,3	107,7	106,0	102,3	104,0	113,2	x
Q. 2	108,3	119,6	143,6	106,7	83,8	89,9	112,8	107,6	106,6	113,0	x
Q. 3	109,4	108,6	150,6	99,7	96,6	89,7	118,7	107,6	104,4	126,4	x
Q. 4	121,9	107,6	137,2	119,8	102,8	84,8	124,9	119,3	120,7	134,0	x
1984 Q. 1	120,8	137,1	116,3	111,7	104,7	92,3	128,2	117,9	117,6	126,9	x
Q. 2	117,8	132,2	151,8	118,0	101,6	68,7	127,8	118,8	109,1	126,5	x
Q. 3	118,4	108,0	168,8	115,3	89,8	84,9	122,3	123,2	109,9	149,2	x
Q. 4	133,0	119,3	147,0	118,8	105,7	77,5	126,5	125,5	135,2	147,4	x
Index of Average Value											
1980	100	100	100	100	100	100	100	100	100	100	x
1981	106,2	115,4	111,1	106,3	128,8	102,5	107,5	105,1	105,0	105,0	x
1982	110,9	106,6	120,5	109,9	126,2	100,9	110,3	111,9	111,4	107,7	x
1983	113,2	101,6	121,4	106,9	118,0	101,5	108,6	108,4	116,6	110,3	x
1984	116,9	104,1	121,4	116,2	120,2	137,2	116,5	111,7	120,6	114,5	x
1980 Q. 1	97,4	92,8	97,5	98,6	93,9	101,9	97,8	99,0	97,4	97,2	x
Q. 2	99,0	99,4	99,8	99,7	98,9	101,0	99,9	99,7	98,5	99,5	x
Q. 3	100,8	102,5	99,8	99,9	99,5	100,4	101,0	99,7	101,2	99,3	x
Q. 4	102,6	105,5	102,5	101,8	107,7	97,2	105,1	101,4	102,9	103,6	x
1981 Q. 1	103,8	114,6	106,8	102,0	123,2	98,4	105,1	100,9	101,9	107,0	x
Q. 2	105,1	120,1	111,6	106,0	125,5	101,6	106,8	102,7	104,1	102,8	x
Q. 3	107,2	117,5	112,1	110,4	131,3	106,2	109,9	106,9	105,7	104,2	x
Q. 4	108,2	108,9	112,6	106,9	131,9	104,1	108,5	109,0	107,3	105,9	x
1982 Q. 1	109,1	108,5	117,5	112,2	126,6	99,7	112,0	109,8	108,3	107,3	x
Q. 2	110,2	104,0	119,0	109,7	122,8	101,1	108,8	113,4	110,6	107,7	x
Q. 3	112,1	108,2	122,2	109,3	127,3	101,9	110,4	112,6	113,0	109,5	x
Q. 4	112,1	106,0	122,5	108,3	128,4	101,0	110,2	111,9	113,8	106,2	x
1983 Q. 1	112,7	103,6	120,8	105,4	122,4	95,4	109,0	108,1	115,0	111,2	x
Q. 2	112,7	96,8	121,1	107,0	115,7	94,1	108,1	108,3	116,3	109,3	x
Q. 3	112,4	98,8	122,1	108,0	116,2	99,6	108,3	108,6	116,3	109,9	x
Q. 4	114,8	107,6	121,5	107,2	117,7	119,0	109,0	108,5	118,5	110,8	x
1984 Q. 1	115,0	104,6	119,7	115,1	121,3	132,0	113,6	107,9	118,9	113,9	x
Q. 2	114,7	103,6	120,2	114,4	116,4	138,5	114,2	110,4	117,9	113,2	x
Q. 3	117,4	104,2	122,0	115,0	119,4	134,0	118,4	113,4	120,7	114,3	x
Q. 4	120,2	104,0	123,3	120,3	123,4	145,9	119,8	114,8	124,0	116,5	x

See footnote on page 14.

3 IMPORTS AND EXPORTS (SPECIAL TRADE) BY SECTIONS AND DIVISIONS OF THE SITC-REV. 11

3.1 IMPORTS

SECT AND DIV	DESCRIPTION	1984 DT = 100 KG	1983	1984 1 000 DM	1983	1984 1 000 \$	1983
0	FOOD & LIVE ANIMALS CHIEFLY FOR FOOD	192624493	166886506	26570915	26642257	9029618	10436321
00	LIVE ANIMALS CHIEFLY FOR FOOD	1656815	1625731	596938	561509	209448	220625
01	MEAT & MEAT PREPARATIONS	10760978	10602013	5472525	5253496	1922900	2055730
02	DAIRY PRODUCTS & BIRDS EGGS	10631335	11307126	4134438	4204212	1462744	1649918
03	FISH, CRUSTACEANS & MOLLUSCS, & PREPARATIONS THEREOF	4054628	4025412	1677320	1607413	586614	628123
04	CEREALS & CEREAL PREPARATIONS	49183644	46552996	3395402	3108392	1205623	1219228
05	VEGETABLES & FRUIT	104816205	102862943	13573069	12171516	4797300	4770983
06	SUGAR, SUGAR PREPARATIONS & HONEY	5683645	10533283	875494	894060	308768	349895
07	COFFEE, TEA, COCOA, SPICES, & MANUFACTURES THEREOF ...	9695842	9287815	7489901	5973128	2629538	2334836
08	FEEDING STUFF FOR ANIMALS (EXCL UNMILLED CEREALS) ..	74665722	80378822	4012164	4163235	1425062	1626732
09	MISCELLANEOUS EDIBLE PRODUCTS & PREPARATIONS	2313844	2124248	721522	617870	254504	242354
1	BEVERAGES & TOBACCO	15597670	16295053	4113524	4209401	1445226	1649015
11	BEVERAGES	13917969	14324927	2385456	2382776	836455	932991
12	TOBACCO & TOBACCO MANUFACTURES	1679701	1970126	1728068	1826625	608771	716024
2	CRUDE MATERIALS, INEDIBLE, EXCEPT FUELS	934230051	835519044	31006174	25898667	10929324	10151008
21	HIDES, SKINS & FURSKINS, RAW	957088	1081832	1006242	897764	361619	357384
22	OIL SEEDS & OLEAGINOUS FRUIT	38996480	47349203	3729879	3710693	1311535	1453310
23	CRUDE RUBBER (INCL SYNTHETIC & RECLAIMED)	4938980	4695417	1544853	1321844	546469	517932
24	CORK & WOOD	48524973	52161673	2986042	3065362	1055947	1197862
25	PULP & WASTE PAPER	34740723	33045925	3991366	3042256	1401668	1190766
26	TEXTILE FIBRES (EXCL WOOL TOPS) & THEIR WASTES ...	6697071	6528341	3073204	2505663	1087357	983659
27	CRUDE FERTILIZERS, MINERALS, EXC COAL, PETROLEUM & PREC STONES	262418184	249952355	2216918	2047482	780309	800173
28	METALLIFEROUS ORES & METAL SCRAP	529305315	436272451	8745252	7043914	3073531	2756186
29	CRUDE ANIMAL & VEGETABLE MATERIALS, NES	7651237	7180319	3712718	3481415	1310989	1368986
3	MINERAL FUELS, LUBRICANTS & RELATED MATERIALS	1562954014	1548310228	88533896	82690576	31214752	32431606
32	COAL, COKE & BRIQUETTES	123287795	125038655	1504868	1557757	529179	610882
33	PETROLEUM, PETROLEUM PRODUCTS & RELATED MATERIALS ..	1083471650	1067722589	69393020	64304787	24438513	25200294
34	GAS, NATURAL & MANUFACTURED	356194569	355540984	16387342	15452369	5807216	6081693
35	ELECTRIC CURRENT 1) MWH	13233363	1248666	1248666	1375663	439844	538537
4	ANIMAL & VEGETABLE OILS, FATS & WAXES	15519891	14743381	2954787	1858744	1037784	723732
41	ANIMAL OILS & FATS	4498232	3477680	526247	340418	184173	132814
42	FIXED VEGETABLE OILS & FATS	7786730	8359711	1873289	1170892	659271	454765
43	ANIMAL & VEGETABLE OILS & FATS, PROCESSED, & WAXES ..	3234929	2905990	555251	347434	194340	136149
5	CHEMICALS & RELATED PRODUCTS, NES	178738065	167638338	37082352	31882637	13084009	12493848
51	ORGANIC CHEMICALS	52715373	48733438	10502595	9113720	3709468	3567357
52	INORGANIC CHEMICALS	25442947	22065475	5138991	4080527	1810203	1600912
53	DYEING, TANNING & COLOURING MATERIALS	2685761	2435725	1493594	1346207	526936	528451
54	MEDICINAL & PHARMACEUTICAL PRODUCTS	532767	480904	3474839	3028474	1224511	1188949
55	ESSENTIAL OILS, PERFUME, TOILET, CLEANSING, ETC PREPS.	2947457	2925707	1720645	1555867	607942	609720
56	FERTILIZERS, MANUFACTURED	45891061	47137306	1407342	1407697	495021	554625
57	EXPLOSIVES & PYROTECHNIC PRODUCTS	119074	104529	116256	72796	40479	28285
58	ARTIFICIAL RESINS & PLASTIC MATERIALS ETC	30989240	29076261	9606387	8237632	3392662	3225683
59	CHEMICAL MATERIALS & PRODUCTS, NES	17414389	14678993	3621703	3039717	1276787	1189866
6	MANUFACTURED GOODS CLASSIFIED CHIEFLY BY MATERIAL ..	307660270	300787710	71258600	63216312	25141381	24770797
60	COMPLETE INDUSTR PLANT, CHAP 62, 68 TO 70, 73, 76, 82 ..	-	-	-	-	-	-
61	LEATHER, LEATHER MANUFACTURES, NES & DRESSED FURSKINS	518981	497423	2334799	1935583	842628	758570
62	RUBBER MANUFACTURES, NES	4542526	4506281	3312818	3085248	1167500	1210193
63	CORK & WOOD MANUFACTURES (EXCLUDING FURNITURE) ...	14287934	14416760	2480375	2396339	877395	940106
64	PAPER, PAPERBOARD & ARTS OF PAPER PULP, PAPER, PAPERBOARD	50346101	45311090	8210426	6900077	2895877	2705791
65	TEXTILE YARN, FABRICS, MADE-UP ARTS, NES & RELO PROC	10514049	9859462	14089084	12925611	4971650	5072103
66	NON-METALLIC MINERAL MANUFACTURES, NES	70330198	69781611	6381225	6047582	2250917	2368088
67	IRON & STEEL	122885550	125754534	14273081	13121221	5032216	5142669
68	NON-FERROUS METALS	23162434	20250065	12970047	10460697	4582931	4089404
69	MANUFACTURES OF METAL, NES	11072497	10643083	7206745	6575166	2538267	2574489
7	MACHINERY & TRANSPORT EQUIPMENT	51367972	48106110	95109838	85094946	33440844	33315813
70	COMPLETE INDUSTRIAL PLANT, CHAP 84 TO 87	-	-	-	-	-	-
71	POWER GENERATING MACHINERY & EQUIPMENT	2809260	2658501	6106376	5417129	2147340	2119644
72	MACHINERY SPECIALIZED FOR PARTICULAR INDUSTRIES ..	4308364	4116187	6395375	5950871	2249539	2322546
73	METALWORKING MACHINERY	1059935	983996	2064368	1880745	723037	732037
74	GENRL INDUSTRIAL MACHINERY & EQUIPT, NES & PARTS NES.	5566274	5304601	9654954	8780289	3396405	3437045
75	OFFICE MACHINES & AUTOMATIC DATA PROCESSING EQUIPT	842584	710544	13507388	10563594	4722232	4120184
76	TELECOMMUNICATIONS & SOUND RECORDING, REPROD EQUIPT	1430761	1410493	8013014	7326027	2813466	2888310
77	ELECTRIC MACHNRY, APPARAT & APPLIANCES, NES & PARTS.	7284790	6604386	17446162	13847723	6126698	5414272
78	ROAD VEHICLES (INCL AIR CUSHION VEHICLES)	19196205	18727150	20480843	19360206	7244341	7601371
79	OTHER TRANSPORT EQUIPMENT	8872799	7590252	11441358	11968362	4017756	4710404
8	MISCELLANEOUS MANUFACTURED ARTICLES	20520580	19246525	49553175	43721487	17457230	17130756
80	COMPLETE INDUSTRIAL PLANT, CHAP 90, 94	-	-	-	-	-	-
81	SANITARY, PLUMBING, HEATING, LIGHTING FIXT & FITTINGS NES.	1890869	1863873	1021206	940247	359540	367918
82	FURNITURE & PARTS THEREOF	5314285	4772395	3540957	3233670	1248375	1268363
83	TRAVEL GOODS, HANDBAGS & SIMILAR CONTAINERS	336326	327764	842032	771066	297571	302901
84	ARTICLES OF APPAREL & CLOTHING ACCESSORIES	3801843	3508671	19777417	17098396	6974021	6703308
85	FOOTWEAR	1312724	1306192	4461563	3979061	1577293	1564066
87	PROFESSIONAL, SCIENTIFIC & CONTRL APPARATUS, NES ...	410755	386858	5362742	4608400	1882450	1802361
88	PHOTO APPARAT, OPTICAL GOODS, NES: WATCHES & CLOCKS ..	748561	734363	4491336	4139644	1575911	1618031
89	MISCELLANEOUS MANUFACTURED ARTICLES, NES	6705217	6346409	10055522	8951003	3538069	3503806
9	COMMODITIES & TRANSACTIONS NOT CLASSD ELSEWHERE 2)	4712977	4887653	12695798	11615501	4468405	4552007
	TOTAL	3368772152	3239835502	434256917	390192040	153023456	152882472

1) SEE INTRODUCTION, CIPHER 2.3

3 IMPORTS AND EXPORTS (SPECIAL TRADE) BY SECTIONS AND DIVISIONS OF THE SITC-REV. II

3.2 EXPORTS

SECT AND DIV	DESCRIPTION	1984 DT * 100 KG	1983	1984 1 000 DM	1983	1984 1 000 \$	1983
0	FOOD & LIVE ANIMALS CHIEFLY FOR FOOD	138483974	88816198	20925370	13479642	7365818	5284569
00	LIVE ANIMALS CHIEFLY FOR FOOD	1855394	1895667	838363	872591	294461	341359
01	MEAT & MEAT PREPARATIONS	5863722	5103932	3160255	3031473	1113728	1186799
02	DAIRY PRODUCTS & BIRDS EGGS	29489599	28484487	5316503	4821128	1868057	1891483
03	FISH, CRUSTACEANS & MOLLUSCS, & PREPARATIONS THEREOF	1266095	1110370	544495	525874	191633	206666
04	CEREALS & CEREAL PREPARATIONS	37060720	29807492	2619924	2033114	929507	795921
05	VEGETABLES & FRUIT	9767508	8883205	1635262	1500255	577884	587793
06	SUGAR, SUGAR PREPARATIONS & HONEY	11773177	12664210	1176759	1195585	412498	471945
07	COFFEE, TEA, COCOA, SPICES, & MANUFACTURES THEREOF ...	2659937	2291274	2565731	1987210	899226	775757
08	FEEDING STUFF FOR ANIMALS (EXCL UNMILLED CEREALS) ..	35609521	38354027	2070457	2044844	726926	802736
09	MISCELLANEOUS EDIBLE PRODUCTS & PREPARATIONS	3138301	2987238	997621	874104	351898	342868
1	BEVERAGES & TOBACCO	69631087	69501758	3097820	2836377	1088771	1110199
11	BEVERAGES	68961508	68843285	1855297	1653395	652284	646825
12	TOBACCO & TOBACCO MANUFACTURES	669579	658473	1242523	1182982	436487	463374
2	CRUDE MATERIALS, INEDIBLE, EXCEPT FUELS	403788151	347726580	9806646	5197780	3454204	2035685
21	HIDES, SKINS & FURSKINS, RAW	1416622	1206361	596146	408075	209724	159940
22	OIL SEEDS & OLEAGINOUS FRUIT	1294187	995685	167645	120520	57514	46303
23	CRUDE RUBBER (INCL SYNTHETIC & RECLAIMED)	3682760	3463832	1002257	910894	353268	356725
24	CORK & WOOD	31726168	25475261	904187	715807	318244	280059
25	PULP & WASTE PAPER	9044448	6541876	385679	244567	135378	95882
26	TEXTILE FIBRES (EXCL WOOL TOPS) & THEIR WASTES ...	6384291	6022752	2276610	1993095	803947	781542
27	CRUDE FERTILZ, MINRLS, EXC COAL, PETRLM & PREC STONES	304487963	300124282	1162214	1085290	408590	425881
28	METALLIFEROUS ORES & METAL SCRAP	43556536	38626162	2339662	1764320	825114	687117
29	CRUDE ANIMAL & VEGETABLE MATERIALS, NES	2195176	2129078	972246	857565	342425	336885
3	MINERAL FUELS, LUBRICANTS & RELATED MATERIALS	355278357	325186542	16104768	14630874	5669627	5737564
32	COAL, COKE & BRIQUETTES	194594486	161684650	4869595	3851172	1710612	1508296
33	PETROLEUM, PETROLEUM PRODUCTS & RELATED MATERIALS .	91640760	92961524	6809073	6370798	2393895	2494583
34	GAS, NATURAL & MANUFACTURED	69043111	70540368	3623822	3682722	1278935	1448631
35	ELECTRIC CURRENT 1) MWH	10896818	802278	802278	726182	286185	286054
4	ANIMAL & VEGETABLE OILS, FATS & WAXES	13297378	12721452	2570681	1732926	901519	675798
41	ANIMAL OILS & FATS	2293216	1909200	281854	185814	98723	72645
42	FIXED VEGETABLE OILS & FATS	6443740	6835548	1407279	958187	492173	372884
43	ANIMAL & VEGETABLE OILS & FATS, PROCESSED, & WAXES .	4560422	3976704	881548	588925	310623	230269
5	CHEMICALS & RELATED PRODUCTS, NES	266920794	198603864	66261914	33925906	23369467	13276014
51	ORGANIC CHEMICALS	64288827	58890883	18157813	15309893	6404300	5983358
52	INORGANIC CHEMICALS	58387094	51452702	5965366	4877430	2101264	1914918
53	DYEING, TANNING & COLOURING MATERIALS	10400455	9593952	6101321	5515973	2153715	2160857
54	MEDICINAL & PHARMACEUTICAL PRODUCTS	1024006	967752	6126655	5424792	2160007	2126235
55	ESSENTIAL OILS, PERFUME, TOILET, CLEANSING, ETC PREPS.	6712590	6816383	2985786	2716618	1052683	1065977
56	FERTILIZERS, MANUFACTURED	52056543	45178602	1631839	1291370	577448	506171
57	EXPLOSIVES & PYROTECHNIC PRODUCTS	162408	161794	159346	143696	55679	56059
58	ARTIFICIAL RESINS & PLASTIC MATERIALS ETC	45246723	41758537	16340527	13909216	5760678	5446450
59	CHEMICAL MATERIALS & PRODUCTS, NES	28642148	27867274	8793261	7507876	3103693	2949322
6	MANUFACTURED GOODS CLASSIFIED CHIEFLY BY MATERIAL.	358804521	160519153	91117283	53430087	32075640	20934519
60	COMPLETE INDUSTR PLANT, CHAP 62, 68 TO 70, 73, 76, 82 .	494176	693708	601825	695905	212808	275095
61	LEATHER, LEATHER MANUFACTURES, NES & DRESSD FURSKINS	469036	414329	1818805	1577859	642209	618616
62	RUBBER MANUFACTURES, NES	5216771	4865385	4035855	3635547	1421843	1425479
63	CORK & WOOD MANUFACTURES (EXCLUDING FURNITURE) ...	9334992	8070341	1598158	1422741	562993	558578
64	PAPER, PAPERBRD & ARTS OF PAPER PULP, PAPER, PAPERBRD	37758616	32647953	9036994	7429487	3178079	2912067
65	TEXTILE YARN, FABRICS, MADE-UP ARTS, NES & RELTD PROD	10665856	9615296	16073451	13926352	5663237	5462323
66	NON-METALLIC MINERAL MANUFACTURES, NES	66573918	66091896	8063189	7471880	2841973	2930727
67	IRON & STEEL	194373421	167477284	24078989	20346599	8459157	7969351
68	NON-FERROUS METALS	16930065	16497667	10924347	9532641	3849760	3727694
69	MANUFACTURES OF METAL, NES	16990670	16888336	14885670	14080661	5243481	5526632
7	MACHINERY & TRANSPORT EQUIPMENT	115728586	29208960	218802236	62981107	76865785	24690604
70	COMPLETE INDUSTRIAL PLANT, CHAP 84 TO 87	1224631	1917580	4354702	4547199	1548518	1788777
71	POWER GENERATING MACHINERY & EQUIPMENT	6069015	5546775	13940439	12530679	4891928	4908630
72	MACHINERY SPECIALIZED FOR PARTICULAR INDUSTRIES ..	14607031	13305942	28536876	25366668	10026731	9941108
73	METALWORKING MACHINERY	2997924	2767285	7155712	7024806	2516378	2746497
74	GENRL INDUSTRL MACHINERY & EQUIPT, NES & PARTS NES.	12458715	11552106	28443338	25861883	10006313	10137871
75	OFFICE MACHINES & AUTOMATIC DATA PROCESSING EQUIPT	701003	623932	11114125	9248013	3856046	3613479
76	TELECOMMUNICATIONS & SOUND RECORDING, REPRO EQUIPT .	1348190	1301800	8964118	7997542	3144266	3129293
77	ELECTRIC MACHNRY, APPARAT & APPLIANCES, NES & PARTS.	10484361	9848878	27023859	23429737	9508146	9183879
78	ROAD VEHICLES (INCL AIR CUSHION VEHICLES)	50936472	48779012	74754994	67959849	26236276	26656546
79	OTHER TRANSPORT EQUIPMENT	14901244	13571390	14514073	12404532	5091183	4868806
8	MISCELLANEOUS MANUFACTURED ARTICLES	21716806	12039790	46385773	26108563	16314210	10231761
80	COMPLETE INDUSTRIAL PLANT, CHAP 90, 94	23363	13609	195612	142790	68575	56750
81	SANITARY, PLUMBING, HEATING, LIGHTING FIXT & FITTINGS NES.	989851	939369	1205351	1069841	423637	419378
82	FURNITURE & PARTS THEREOF	6579765	6134561	4721907	4238025	1661736	1663035
83	TRAVEL GOODS, HANDBAGS & SIMILAR CONTAINERS	183346	180724	399676	361569	140558	141594
84	ARTICLES OF APPAREL & CLOTHING ACCESSORIES	833482	756869	7399136	6453787	2605810	2532102
85	FOOTWEAR	216888	214720	1096816	1011556	386565	397175
87	PROFESSIONAL, SCIENTIFIC & CONTRL APPARATUS, NES ...	758708	715920	10459059	8928430	3671997	3409940
88	PHOTO APPARAT, OPTICAL GOODS, NES: WATCHES & CLOCKS	1154753	1026410	5432375	4743470	1912051	1858742
89	MISCELLANEOUS MANUFACTURED ARTICLES, NES	10976650	9853442	15475841	13540079	5443281	5303015
9	COMMODITIES & TRANSACTIONS NOT CLASSD ELSEWHERE 2)	7105417	7692545	13150508	12417605	4631000	4873374
	TOTAL	1760755071	1626269886	488222999	432281084	171736041	169424124

1) SEE INTRODUCTION, CIPHER 2.3 2) INCL. COMPLETE INDUSTRIAL PLANT N. E. S.

4 IMPORTS AND EXPORTS (SPECIAL TRADE) BY GROUPS AND SUBGROUPS OF THE SITC-REV. 11
4.1 IMPORTS

GROUP / SUBGROUP	1984 DT * 100 KG	1983	1984 1 000 DM	1983	1984 1 000 \$	1983
001 LIVE ANIMALS	1 656 815	1 625 731	596 938	561 509	209 448	220 625
1 BOVINE CATTLE	452 041	402 313	243 291	222 512	85 844	87 789
2 SHEEP, LAMBS, GOATS	108 106	132 710	34 519	40 369	12 201	15 874
3 SWINE, LIVE	882 543	833 217	254 643	229 955	88 734	90 103
4 LIVE POULTRY	159 310	209 815	36 099	39 227	12 658	15 365
5 HORSES, ASSES, MULES	53 106	45 973	27 344	28 304	9 649	11 049
9 LIVE ANIMALS FR FOOD NES	1 709	1 703	1 042	1 142	362	445
011 MEAT FRESH, CHILLD, FROZEN	9 643 426	9 431 016	4 723 934	4 499 276	1 659 106	1 760 290
1 BOVINE MEAT FRESH, FROZEN	2 164 047	1 875 253	1 427 411	1 292 451	503 663	504 648
2 MUTTON ETC FRSH, CHLD, FRN	193 862	228 417	122 655	144 066	43 767	57 071
3 PIG MEAT FRESH, CHLD, FRZN	4 255 979	4 260 032	1 902 331	1 873 698	668 671	735 120
4 POULTRY FRESH, CHLD, FRZN	2 090 609	2 040 443	916 769	819 603	319 363	319 042
5 HORSE MEAT FRSH, CHLD, FRN	863	854	292	396	104	157
6 EDIBLE OFFAL FRESH, CH, FR	685 245	775 760	151 342	196 787	53 310	77 531
8 MEAT NES FRESH, CHLD, FRZN	252 821	250 257	203 134	172 275	70 228	66 721
012 MEAT DRIED, SALTED, SMOKED	74 879	66 656	96 174	75 188	33 784	29 646
1 PIG MEAT DRIED, SLTD, SMKD	54 717	40 527	81 205	58 186	28 467	22 958
9 MEAT NES DRIED, SLTD, SMKD	20 162	26 129	14 969	17 002	5 317	6 688
014 MEAT PREPD, PRSVD, NES ETC	1 050 673	1 104 341	652 417	679 032	230 010	265 794
1 MEAT, FISH EXTRACTS, JUICES	12 717	9 998	20 684	17 145	7 257	6 734
2 SAUSAGES INCL TINNED	124 272	143 305	105 701	118 124	37 167	46 185
9 OTH PREPRD, PRESRVD MEAT	913 684	951 038	526 032	543 763	185 586	212 875
022 MILK AND CREAM	4 121 938	4 832 157	822 396	1 074 346	292 608	423 665
3 MILK AND CREAM FRESH	1 591 991	1 513 299	109 534	103 098	38 687	40 611
4 MILK, CREAM PRESERVED ETC	2 529 947	3 318 858	712 862	971 248	253 921	383 054
023 BUTTER	720 184	626 453	520 421	483 423	184 965	190 011
024 CHEESE AND CURD	2 758 078	2 709 317	2 017 505	1 915 782	710 092	749 907
025 EGGS, BIRDS, FRESH, PRSRVD	3 031 135	3 139 199	774 116	730 661	275 079	286 335
1 EGGS BIRDS, FRSH IN SHELL	2 785 094	2 904 638	707 921	673 588	251 571	263 939
2 EGGS, BIRDS, FR NOT I SHELL	246 041	234 561	66 195	57 073	23 508	22 396
034 FISH FRESH, CHILLED, FROZN	3 008 388	2 991 341	964 867	919 244	339 129	359 744
1 FISH FRESH, CHLD, EX FILLT	1 664 769	1 641 276	517 778	472 855	181 353	184 845
2 FISH FROZEN, EXCL FILLETS	661 893	735 898	205 414	222 883	71 939	86 915
3 FISH FILLETS, FRESH, CHLD	87 742	108 826	38 887	40 182	13 709	15 780
4 FISH FILLETS, FROZEN	593 984	505 341	202 788	183 324	72 128	72 204
035 FISH SALTED, DRIED, SMOKED	283 758	303 083	141 963	143 329	49 215	55 394
036 SHELL FISH FRESH, FROZEN	157 921	158 115	137 181	138 583	48 002	54 061
037 FISH ETC PREPD PRSVD NES	604 561	572 873	433 309	406 257	152 268	158 924
1 FISH PREPRD, PRESRVD NES	488 458	461 283	300 133	274 763	105 608	107 580
2 SHELL FISH PREPD, PRESVD	116 103	111 590	133 176	131 494	46 660	51 344
041 WHEAT ETC UNMILLED	15 927 735	11 404 375	785 213	583 069	280 785	229 474
1 DURUM WHEAT UNMILLED	929 428	1 165 060	59 159	78 339	20 753	30 269
2 OTHER WHEAT UNMILLED	14 998 307	10 239 315	726 054	504 730	260 032	199 205
042 RICE	1 983 889	1 910 288	262 659	231 327	92 413	90 567
1 RICE IN HUSK OR HUSKED	1 061 028	1 081 206	118 439	109 244	41 896	42 634
2 RICE SEMI-MILLED, MILLED	922 861	829 082	144 220	122 083	50 517	47 933
043 BARLEY UNMILLED	7 039 927	8 567 407	366 956	446 515	131 585	175 770
044 MAIZE UNMILLED	16 169 304	17 514 046	874 562	846 446	310 760	332 219
045 CEREALS NES UNMILLED	2 296 792	1 641 468	122 293	89 331	42 794	34 451
1 RYE UNMILLED	445 445	207 445	21 446	10 466	7 463	4 088
2 OATS UNMILLED	1 414 121	946 399	63 714	44 073	22 346	16 825
9 OTHER CEREALS UNMILLED	437 226	487 624	37 133	34 792	12 985	13 538
046 WHEAT ETC MEAL OR FLOUR	737 451	757 489	59 162	61 572	20 695	24 182
047 OTHER CEREAL MEALS, FLOUR	113 222	124 118	9 099	9 284	3 182	3 639
048 CEREAL ETC PREPARATIONS	4 915 324	4 633 803	915 456	638 848	323 409	328 926

4 IMPORTS AND EXPORTS (SPECIAL TRADE) BY GROUPS AND SUBGROUPS OF THE SITC-REV. II
4.1 IMPORTS

GROUP / SUBGROUP	1984 DT * 100 KG	1983	1984 1 000 DM	1983	1984 1 000 \$	1983
1 PREPD BREAKFAST FOOD ETC	122 644	77 644	15 787	11 316	5 523	4 407
2 MALT INCLUDING FLOUR	2 577 662	2 431 952	222 590	212 598	78 499	83 161
3 MACARONI, SPAGHETTI ETC	514 918	527 818	91 326	88 183	32 282	34 646
4 BAKERY PRODUCTS	1 126 634	1 039 591	453 930	406 646	160 593	159 627
8 OTH CEREAL PREPS, MALT EX	573 466	556 798	131 825	120 105	46 512	47 085
054 VEG ETC FRSH, SIMPLY PRSVD	52 687 580	51 821 456	4 796 378	4 072 549	1 712 379	1 606 041
1 POTATOES FRSH EXCL SWEET	10 384 581	11 348 617	628 096	470 770	228 701	185 567
2 LEGUMINOUS VEGTBLES DRY	2 285 402	1 641 266	195 038	146 503	67 611	57 373
4 TOMATOES FRESH	3 748 463	3 599 853	696 555	693 905	247 264	272 880
5 OTHER FRESH VEGETABLES	15 123 685	14 507 951	2 111 326	1 712 679	757 057	678 714
6 VEGETABLES SIMPLY PRESVD	2 177 262	1 577 397	382 424	269 845	134 236	105 566
8 EDIBLE VEG NES FRSH, DRY	18 968 187	19 146 372	782 939	778 847	277 510	305 941
056 VEGTBLES ETC PRSVD, PREPD	8 677 017	8 850 506	1 707 570	1 659 447	601 996	651 043
1 VEG DRIED EXCL LEGUMES	178 443	180 585	130 617	130 477	45 926	51 248
4 FLOUR ETC OF FRUIT, VEG	102 055	97 425	38 364	35 391	13 304	13 836
5 VEGTBLES PRSVD, PREPD NES	8 396 519	8 572 496	1 538 589	1 493 579	542 766	585 959
057 FRUIT, NUTS, FRESH, DRIED	34 238 871	33 277 081	5 115 767	4 703 425	1 793 734	1 833 161
1 ORANGES, TANGERINES ETC	8 030 155	7 548 418	723 703	697 522	252 687	273 175
2 LEMONS, GRAPEFRUIT ETC	2 019 135	2 130 610	195 697	238 219	68 842	92 942
3 BANANA, PLANTAIN, FRSH, DRY	5 495 058	4 598 678	686 377	560 106	242 746	220 433
4 APPLES FRESH	7 089 957	6 791 056	668 758	530 060	238 624	207 844
5 GRAPES FRESH OR DRIED	3 051 544	3 441 439	490 733	533 030	167 177	204 124
6 FIGS, FRESH OR DRIED	105 504	77 560	22 843	15 985	7 609	6 081
7 NUTS EDIBLE FRESH OR DRY	1 461 811	1 498 966	943 214	822 101	327 173	319 539
9 FRUIT FRESH OR DRIED NES	6 985 707	7 190 354	1 384 442	1 306 402	488 876	509 023
058 FRUIT PRESERVED, PREPARED	9 212 737	8 933 900	1 953 354	1 736 095	689 191	680 738
2 FRUIT PRESERVED BY SUGAR	75 941	79 046	26 992	28 320	9 135	10 812
3 FRUIT JAMS, JELLIES ETC	427 663	446 784	90 093	90 859	31 931	35 768
5 FRUIT OR VEGETABLE JUICE	3 724 567	3 576 830	886 485	741 477	312 143	290 132
6 FRUIT TEMPORARILY PRESVD	1 116 995	1 080 189	219 268	215 727	77 753	84 681
9 FRUIT PREPRD, PRESRVD NES	3 867 571	3 751 051	730 516	659 712	258 229	259 345
061 SUGAR AND HONEY	9 248 340	10 116 717	649 164	683 019	228 900	267 028
1 RAW BEET AND CANE SUGAR	20 525	441 715	2 809	50 723	986	19 252
2 REFINED SUGAR ETC	1 187 340	1 167 770	156 378	152 183	54 990	59 312
5 MOLASSES	5 341 181	5 708 014	113 928	102 132	40 371	39 964
6 NATURAL HONEY	739 498	663 852	181 552	166 850	63 988	65 478
9 SUGARS AND SYRUPS NES	1 959 796	2 135 366	194 497	211 131	68 565	83 022
062 SUGAR PREPS NON-COCOA	435 305	416 566	226 330	211 041	79 868	82 867
071 COFFEE AND SUBSTITUTES	5 304 836	5 385 572	4 673 303	3 945 456	1 642 090	1 542 698
1 COFFEE GREEN, ROASTED, SUB	5 159 282	5 228 815	4 474 175	3 750 929	1 572 028	1 466 568
2 COFFEE EXTRACTS, ESSENCES	145 554	156 757	199 128	194 527	70 062	76 130
072 COCOA	2 503 372	2 219 593	1 738 249	1 156 102	608 724	451 446
1 COCOA BEANS RAW ROASTED	1 953 279	1 725 581	1 203 585	781 139	421 336	305 536
2 COCOA POWDER UNSWEETENED	135 542	138 865	64 301	44 196	22 469	17 266
3 COCOA BUTTER AND PASTE	414 551	355 147	470 363	330 767	164 919	128 644
073 CHOCOLATE AND PRODUCTS	1 236 203	1 077 982	682 210	555 089	239 597	216 819
074 TEA AND MATE	200 145	165 803	166 723	127 068	58 623	49 813
1 TEA	198 252	164 224	166 032	126 610	58 383	49 634
2 MATE	1 893	1 579	691	458	240	179
075 SPICES	451 286	438 865	229 416	189 413	80 504	74 060
1 PEPPER AND PIMENTO	284 238	278 729	122 382	94 126	42 940	36 840
2 SPICES, EXCL PEPPER, ETC	167 048	160 136	107 034	95 287	37 564	37 220
081 FEEDING STUFF FOR ANIMLS	74 665 722	80 378 822	4 012 164	4 163 235	1 425 062	1 626 732
1 HAY FODDER GREEN, DRY 1)	6 893 779	6 563 771	252 561	231 717	89 959	90 252
2 BRAN POLLARD, SHARPS, ETC	1 438 498	2 484 955	47 552	78 396	17 203	30 617
3 VEGETABLE OIL RESIDUES	46 454 622	50 059 507	2 422 997	2 522 788	860 903	986 861
4 MEAT OR FISH MEAL FODDER	3 174 825	3 487 179	343 175	366 712	120 703	142 653
9 FOOD WASTE AND FEED NES
091 MARGARINE AND SHORTENING	349 385	247 984	77 573	43 158	27 010	16 890
3 PIG, POULTRY FAT RENDERED	66 843	54 944	11 455	8 863	4 098	3 450
4 MARGARINE, EDIBLE FAT NES	282 542	193 040	66 118	34 295	22 912	13 440
098 EDIBLE PRODCTS, PREPS NES	1 964 459	1 876 264	643 949	574 712	227 494	225 464
111 NON-ALCOHL BEVERAGES NES	2 851 305	2 769 370	141 483	132 591	50 129	51 915

1) INCL. 081.9

4 IMPORTS AND EXPORTS (SPECIAL TRADE) BY GROUPS AND SUBGROUPS OF THE SITC-REV. II
4.1 IMPORTS

GROUP / SUBGROUP	1984 DT = 100 KG	1983	1984 1 000 DM	1983	1984 1 000 \$	1983
112 ALCOHOLIC BEVERAGES	11 066 664	11 555 557	2 243 973	2 250 185	786 326	881 076
1 WINE OF FRESH GRAPES ETC	9 238 964	9 652 578	1 556 480	1 577 782	546 084	618 251
2 CIDER, PERRY, MEAD ETC	53 190	72 940	11 121	11 971	3 951	4 677
3 BEER, ALE, STOUT, PORTER	698 099	702 924	81 884	80 567	28 868	31 539
4 DISTILLED ALCOHOLIC BEVS	1 076 411	1 127 115	594 488	579 865	207 423	226 609
121 TOBACCO UNMNFCTRD, REFUSE	1 381 263	1 666 520	1 326 564	1 449 124	467 675	567 808
1 TOBACCO, NOT STRIPPED	527 656	683 640	428 558	511 303	151 709	200 429
2 TOBACCO STRIPPED	725 791	835 545	884 223	920 293	311 087	360 482
3 TOBACCO REFUSE	127 816	147 335	13 783	17 528	4 879	6 897
122 TOBACCO MFRS	298 438	303 606	401 504	377 501	141 096	148 216
1 CIGARS, CHEROOTS	5 627	4 982	40 727	34 616	14 330	13 522
2 CIGARETTES	48 134	52 865	104 838	107 794	36 923	42 416
3 OTHER MFD TOBACCO	244 677	245 759	255 939	235 091	89 843	92 278
211 HIDES, SKINS, UNDRESSED	934 014	1 056 379	321 563	283 715	113 652	111 190
1 BOVINE, EQUINE HIDES	499 999	575 104	199 559	171 571	70 554	67 192
2 CALF AND KIP SKINS	49 224	58 205	36 633	33 775	13 076	13 199
4 GOAT AND KID SKINS	3 881	4 168	7 741	8 235	2 719	3 313
5 SHEEP SKIN COMMON W WOOL	64 342	58 439	22 356	18 909	7 886	7 463
7 SHEEP SKIN WITHOUT WOOL	24 219	23 427	29 804	23 241	10 411	9 085
9 SKIN NES, WASTE USED LTHR	292 349	337 036	25 470	27 984	9 006	10 938
212 FUR SKINS UNDRESSED	23 074	25 453	684 679	614 049	247 867	246 194
222 SEEDS FOR 'SOFT' FIXED OIL	35 629 230	44 198 053	3 316 240	3 441 434	1 165 846	1 349 780
1 GROUNDNUTS GREEN	618 466	546 064	152 986	114 705	53 086	44 498
2 SOYA BEANS, EXCL FLOUR	24 821 747	30 962 953	2 045 216	1 950 326	723 780	770 268
3 COTTON SEED, EXCL FLOUR	17	27	6	10	2	5
4 SUNFLOWER SEEDS	3 698 184	4 912 670	421 084	533 216	144 665	203 142
5 SESAME SEEDS	55 814	54 641	16 400	18 092	5 832	7 234
6 RAPE AND COLZA SEEDS	6 435 002	7 721 698	680 548	825 085	238 481	324 633
223 SEEDS FOR OTH FIXED OILS	3 367 250	3 151 150	413 639	269 259	145 689	103 530
1 COPRA EXCL FLOUR, MEAL	635 550	490 234	130 556	45 697	45 601	17 813
2 PALM NUTS AND KERNELS	100	1 333	2	94	1	38
4 LINSEED, EXCL FLOUR, MEAL	2 002 713	2 015 808	169 428	138 259	60 106	52 473
5 CASTOR OIL SEED	350 916	285 809	56 142	31 278	20 060	12 327
8 OIL SEEDS & FRUIT NES	354 317	341 885	54 186	51 655	18 739	19 985
9 OIL SEED FLOUR AND MEAL	23 654	16 081	3 325	2 276	1 162	894
232 NATURAL RUBBER, GUMS	2 047 254	1 936 515	599 760	487 826	212 374	190 443
233 RUBBER, SYNTHETIC, RECLAIMD	2 891 726	2 758 902	944 793	834 018	334 095	327 089
1 SYNTHETIC RUBBER ETC	2 594 269	2 456 584	922 777	813 928	326 362	319 221
2 RCLMD, SCRAP UNHARDND RUB	297 457	302 318	22 016	20 090	7 733	7 868
244 CORK RAW AND WASTE	61 415	68 345	11 771	11 572	4 185	4 538
245 FUEL WOOD NES, CHARCOAL	677 158	583 530	36 994	29 288	13 265	11 550
246 PULPWOOD, CHIPS, WOODWASTE	8 115 758	8 659 605	58 411	66 114	20 551	25 937
247 OTH WOOD ROUGH, SQUARED	13 021 052	13 612 085	630 452	622 319	224 327	243 803
1 SAW-, VENEER-LOGS CONIFER	3 918 705	4 543 413	91 667	102 591	32 273	40 023
2 SAW- VENEER-LOGS NON-CON	7 782 925	7 810 889	508 430	492 991	181 424	193 398
9 PTRPROPS, POLES, PILING, ETC	1 319 422	1 257 783	30 355	26 737	10 630	10 382
248 WOOD SHAPED	26 649 590	29 238 108	2 248 414	2 336 069	793 619	912 034
1 RAILWAY SLEEPERS, TIES	501 367	528 219	18 345	17 726	6 392	6 921
2 LUMBER SHAPED CONIFER	19 799 886	22 003 692	1 490 715	1 538 185	525 368	600 242
3 LUMBER SHAPED NON-CONIFR	6 348 337	6 706 197	739 354	780 158	261 859	304 871
251 PULP AND WASTE PAPER	34 740 723	33 045 925	3 991 366	3 042 256	1 401 668	1 190 766
1 WASTE PAPER	5 964 689	4 541 596	244 972	154 065	85 362	60 346
2 MECHANICAL WOOD PULP	765 884	655 238	60 965	42 562	21 270	16 675
6 CHEM WOOD PULP DISSOLVNG	1 267 965	1 316 531	216 892	201 747	77 165	78 813
7 SULPHATE WOOD PULP	24 396 428	24 165 287	3 193 998	2 422 678	1 122 354	948 482
8 SULPHITE WOOD PULP	1 922 962	2 092 193	212 644	188 530	74 364	73 758
9 OTHER CELLULOSIC PULPS	422 795	275 080	59 895	32 674	21 153	12 692
261 SILK	8 672	8 990	33 139	23 025	11 651	8 955
3 RAW SILK NOT THROWN	1 208	1 042	9 954	6 914	3 475	3 462
4 SILK WORM COCOONS, WASTE	7 464	7 948	23 185	14 111	8 176	5 493
263 COTTON	3 130 419	3 257 627	1 235 096	1 026 969	437 628	402 945

4 IMPORTS AND EXPORTS (SPECIAL TRADE) BY GROUPS AND SUBGROUPS OF THE SITC-REV. II
4.1 IMPORTS

GROUP / SUBGROUP	1984 DT * 100 KG	1983	1984 1 000 DM	1983	1984 1 000 \$	1983
1 RAW COTTON, EXCL LINTERS	2 123 962	2 224 945	1 056 685	895 403	374 639	351 603
2 COTTON LINTERS	619 483	669 037	85 459	56 280	30 153	21 961
3 COTTON WASTE UNCOMBED	384 376	360 808	90 343	71 940	31 918	28 082
4 COTTON CARDED COMBED	2 598	2 837	2 609	3 346	918	1 299
264 JUTE, OTH TEX BAST FIBRES	74 049	109 044	8 684	8 382	3 058	3 318
265 VEG FIBRE, EXCL COTN JUTE	236 588	242 861	44 446	33 001	15 704	12 856
1 FLAX & RAMIE, TOW & WASTE	56 177	44 228	24 452	13 206	8 625	5 128
2 TRUE HEMP, TOW, WASTE	1 980	1 243	902	821	319	320
4 AGAVE FIBRES AND WASTE	17 538	25 671	2 325	3 711	823	1 463
5 MANILA FIBRE, TOW, WASTE	7 856	9 164	2 290	2 029	805	779
9 VEG TEXT FIBRE, WASTE, NES	153 037	162 555	14 477	13 234	5 132	5 166
266 SYNTHETIC FIBRE TO SPIN	1 160 558	1 010 913	516 191	432 451	182 853	169 611
5 DISCN SYNTH FIBRE UNCOMBED	1 006 826	855 402	437 462	357 345	154 971	140 196
6 CONTIN FILAMNT TOW SYNTH	67 223	64 917	31 021	27 167	10 959	10 631
7 DISCN SYNTH FIBRE COMBED	86 509	90 594	47 708	47 939	16 923	18 784
267 OTHER MAN-MADE FIBRES	777 337	696 967	217 927	190 954	76 906	75 055
1 REGENERATO FIBRE TO SPIN	366 285	329 360	146 589	131 618	51 706	51 831
2 WASTE OF MAN-MADE FIBRES	411 052	367 607	71 338	59 336	25 200	23 224
268 WOOL (EXC TOPS), ANML HAIR	931 604	805 445	988 733	761 726	349 312	299 472
1 WOOL GREASY, FLEECE-WSHED	519 401	395 405	522 794	347 493	184 263	136 775
2 WOOL DEGREASED	230 274	218 610	180 750	154 697	63 893	60 944
3 FINE HAIR UNCOMBED	27 819	29 485	79 469	75 569	28 343	29 677
5 COARSE HAIR UNCOMBED	36 705	33 923	22 388	17 959	7 887	7 036
6 WASTE OF WOOL, HAIR NES	40 796	41 344	23 632	20 153	8 327	7 923
7 WOOL OR HAIR COMBED	76 609	86 678	159 700	145 855	56 599	57 117
269 WASTE OF TEXTILE FABRICS	377 844	396 494	28 988	29 155	10 245	11 447
271 FERTILIZERS, CRUDE	19 656 927	20 627 760	258 394	242 884	90 691	94 965
1 ANIMAL, VEG FERTILZR, CRUDE	294 221	302 322	8 436	7 620	3 008	3 016
2 NATURAL SODIUM NITRATE	16 013	14 678	747	652	261	261
3 NATURAL PHOSPHATES NES	19 334 249	20 310 535	248 871	234 608	87 294	91 687
4 NTRL POTASSIC SALTS, CRDE	12 444	225	340	4	128	1
273 STONE, SAND AND GRAVEL	164 439 701	156 107 567	357 331	341 389	125 657	133 142
1 BLDG, DIMENSION STONE	5 719 131	5 133 846	137 617	136 454	48 467	53 314
2 CALCAREOUS STONE	22 267 939	19 730 589	45 906	42 129	16 134	16 478
3 SAND, EXCL METAL-BEARING	39 939 246	33 322 094	51 204	42 729	18 024	16 658
4 GRAVEL, CRUSHED STONE	96 513 385	97 921 058	122 604	120 077	43 032	46 692
274 SULPHUR ETC	4 773 644	4 075 388	117 700	104 385	41 136	40 764
1 SULPHUR	3 280 906	3 273 486	103 416	96 340	36 100	37 651
2 IRON PYRITES UNROASTED	1 492 738	801 902	14 284	8 045	5 036	3 113
277 NATURAL ABRASIVES NES	823 794	872 042	139 668	130 459	49 360	51 068
1 INDUSTRIAL DIAMONDS	-	-	33 124	28 297	11 680	11 039
2 OTHER NATURAL ABRASIVES	823 794	872 042	106 544	102 162	37 680	40 029
278 OTHER CRUDE MINERALS	72 724 118	68 269 578	1 343 825	1 228 365	473 465	480 234
2 REFRACTORY MINERALS NES	21 867 383	21 427 192	619 514	543 991	217 942	212 587
3 SALT	6 401 437	6 221 174	46 643	42 844	16 372	16 764
4 ASBESTOS CRDE, SPLY WRKD	744 315	1 888 564	100 963	154 053	35 952	60 110
5 QUARTZ, MICA, FELSPAR, ETC	3 604 217	3 403 873	98 950	91 888	34 955	36 057
6 SLAG, SCALINGS, DROSS, ETC	17 694 418	17 093 343	56 418	42 933	19 864	16 759
9 MINERALS CRUDE NES	22 412 348	18 235 432	421 337	352 656	148 380	137 957
281 IRON ORE, CONCENTRATES	426 572 412	355 854 042	2 931 969	2 462 918	1 030 913	966 808
4 ROASTED IRON PYRITES	890 735	882 187	2 503	2 392	885	939
5 IRON ORE CONC NOT AGGLOM	336 916 472	290 344 560	2 270 076	1 974 866	799 160	775 459
6 IRON ORE AGGLOMERATES	88 765 205	64 627 295	659 390	485 660	230 868	190 410
282 IRON AND STEEL SCRAP	17 547 869	12 920 996	558 956	303 161	196 417	118 246
286 URANIUM, THORIUM ORE, CONC	65	10	9	2	3	-
287 BASE METAL ORES, CONC NES	75 555 480	61 034 994	2 879 467	2 320 431	1 010 542	905 859
1 CPR ORE ETC INC CEMNT CP	5 532 558	5 076 197	658 830	651 574	231 121	254 278
2 NICKEL ORES, CONCENTRATES	123 130	121 135	143 966	106 426	50 999	41 215
3 ALUMINIUM ORES, ALUMINA	47 539 326	36 425 340	832 109	594 790	292 387	232 761
4 LEAD ORES, CONCENTRATES	2 067 234	2 177 526	165 663	158 987	57 986	62 276
5 ZINC ORES, CONCENTRATES	5 943 521	5 424 058	467 538	358 974	163 395	139 388
6 TIN ORES, CONCENTRATES	13 648	21 655	13 180	10 575	4 553	4 157
7 MANGANESE ORE, CONCENTRTE	5 358 430	4 342 613	61 248	46 724	21 716	18 269
9 NONFER ORE, CONCNRTE NES	8 977 633	7 446 470	536 933	392 381	188 385	153 515

4 IMPORTS AND EXPORTS (SPECIAL TRADE) BY GROUPS AND SUBGROUPS OF THE SITC-REV. 11
4.1 IMPORTS

GROUP / SUBGROUP	1984 DT * 100 KG	1983	1984 1 000 DM	1983	1984 1 000 \$	1983
288 NONFERR METAL SCRAP NES	9 514 943	8 293 533	1 957 084	1 583 477	688 489	618 259
1 METALIFEROUS NONFER WSTE	4 334 331	3 778 629	632 500	504 084	221 431	197 405
2 OTH NONFER MTL SCRAP NES	5 180 612	4 514 904	1 324 584	1 079 393	467 058	420 854
289 PREC METAL ORE, WASTE NES	114 546	168 876	417 767	373 925	147 167	147 014
291 CRUDE ANIMAL MTRIALS NES	2 408 827	2 231 992	717 040	669 053	251 991	261 731
1 BONES, IVORY, HORNS, ETC	394 718	355 556	29 049	30 655	10 183	12 033
9 OTH ANIMAL MATERIALS NES	2 014 109	1 876 436	687 991	638 398	241 808	249 698
292 CRUDE VEG MATERIALS NES	8 242 410	4 948 327	2 995 678	2 812 362	1 058 998	1 107 255
2 NAT GUMS, RESINS, LACS, ETC	87 631	82 403	53 112	44 621	18 697	17 499
3 VEG PLAITING MATERIALS	127 952	120 994	24 558	21 894	8 657	8 610
4 VEG USED IN PHARMACY ETC	311 090	319 749	138 882	130 787	48 544	51 189
5 SEEDS, ETC FOR PLANTING	519 853	546 308	187 250	184 679	66 069	72 668
6 LIVE PLANTS, BULBS, ETC	2 060 098	1 808 199	825 373	760 329	291 619	299 115
7 CUT FLOWERS, FOLIAGE	1 831 253	1 771 463	1 612 874	1 517 079	570 854	598 084
9 OTH CRUDE VEG MATERIALS	304 533	299 211	153 629	152 973	54 558	60 090
322 COAL, LIGNITE, PEAT	115 464 928	118 070 321	1 331 842	1 404 358	468 345	551 067
1 ANTHRACITE, NOT AGGLOMERATED	284 730	710 482	6 989	11 216	2 497	4 479
2 OTH COAL, NOT AGGLOMERATED	88 184 287	90 511 229	1 167 539	1 231 931	410 306	483 156
3 LIGNITE, NOT AGGLOMERATED	26 035 896	26 397 879	145 955	153 774	51 512	60 473
4 PEAT, NOT AGGLOMERATED	960 015	450 731	11 359	7 437	4 030	2 959
323 BRIQUETS, COKE, SEMI-COKE	7 822 867	6 968 334	173 026	153 399	60 834	59 815
1 BRIQUETTES, OVOIDS ETC	116 134	126 990	1 909	2 089	671	812
2 COKE, SEMI-COKE, RTRT CRBN	7 706 733	6 841 344	171 117	151 310	60 163	59 003
333 CRUDE PETROLEUM	669 336 412	652 126 987	41 663 020	37 771 300	14 686 550	14 806 130
334 PETROLEUM PRODUCTS, REFIN	377 938 006	381 222 681	25 821 919	24 708 763	9 082 021	9 677 580
1 GASOLINE, OTH LIGHT OILS	110 769 199	114 960 612	8 271 729	8 516 313	2 910 755	3 333 673
2 KEROSENE, OTH MEDIUM OILS	17 247 297	18 821 712	1 328 720	1 364 538	466 379	536 361
3 GAS OILS	159 301 227	158 669 639	10 903 360	10 294 874	3 834 347	4 031 582
4 FUEL OILS, NES	87 006 889	85 344 407	4 811 167	4 094 322	1 691 154	1 603 761
5 LUBS PETROLEUM OILS NES	3 613 394	3 426 311	506 943	438 716	179 386	172 203
335 RESIDUAL PETRLM PROD NES	36 197 232	34 372 921	1 908 081	1 824 724	669 942	716 584
1 MINERAL JELLY, WAX	1 994 535	1 629 505	176 799	145 504	61 870	57 228
2 MINERAL TARS AND PRODUCTS	16 816 789	18 776 479	1 179 901	1 295 612	414 406	509 326
3 MIN TAR PITCH, PITCH COKE	871 665	585 713	48 019	29 981	16 935	11 672
4 PETROLM BITUMEN, COKE NES	16 514 243	13 381 224	503 362	353 627	176 731	138 358
341 GAS NATURAL AND MANUFCTD	356 194 569	355 548 984	16 387 342	15 452 369	5 807 216	6 081 893
3 PETROLM GASES, LIQUEFIED	6 399 591	6 196 432	469 253	474 340	164 855	185 471
4 PETROLM GASES, GASEOUS	349 794 978	349 352 552	15 918 089	14 978 029	5 642 361	5 896 422
5 COAL GAS, WATER GAS ETC	-	-	-	-	-	-
351 ELECTRIC ENERGY MWH	13 233 363	1 248 666	1 248 666	1 375 663	439 844	538 537
411 ANIMAL OILS AND FATS	4 498 232	3 477 680	526 247	340 418	184 173	132 814
1 OILS OF FISH, WHALES ETC	2 425 817	1 607 090	247 779	136 563	86 004	52 983
3 ANIML OIL, FAT, GREASE NES	2 072 415	1 870 590	278 468	203 855	98 169	79 831
423 FIXED VEG OILS, SOFT	3 513 025	3 506 567	763 425	492 676	268 528	191 053
2 SOYA BEAN OIL	1 691 120	1 380 143	342 749	187 563	120 613	72 182
3 COTTON SEED OIL	84 353	78 778	17 961	10 183	6 648	4 085
4 GROUNDNUT, PEANUT OIL	218 393	248 691	61 258	39 293	21 399	15 329
5 OLIVE OIL	41 384	42 898	22 839	21 745	7 964	8 494
6 SUNFLOWER SEED OIL	961 214	911 684	216 727	126 768	76 080	49 467
9 OTH FIXED VEG OILS, SOFT	516 561	844 373	101 891	107 124	35 824	41 496
424 FIXED VEG OIL NONSOFT	4 273 705	4 853 144	1 109 864	678 216	390 743	263 716
1 LINSEED OIL	225 635	198 171	35 392	21 056	12 413	8 458
2 PALM OIL	1 367 948	1 637 833	281 101	189 646	98 556	73 744
3 COCONUT(COPRA)OIL	1 152 032	1 947 281	337 961	275 030	120 635	107 132
4 PALM KERNEL OIL	865 624	675 522	264 878	103 976	92 027	39 944
5 CASTOR OIL	107 022	106 034	40 345	29 201	14 142	11 389
9 FIXED VEGETABLE OILS NES	555 444	288 303	150 187	59 307	52 970	23 049
431 PROCESD ANML VEG OIL, ETC	3 234 929	2 905 990	555 251	347 434	194 340	136 149
1 PROCESD ANML, VEG OIL NES	35 188	34 862	10 109	7 912	3 639	3 093
2 HYDROGENATED OIL, FAT	750 790	687 746	164 200	106 842	57 112	41 795
3 FATTY ACIDS ETC, RESIDUES	2 424 985	2 160 642	364 009	218 643	127 636	85 747
4 ANIMAL, VEGETABLE WAXES	23 966	22 740	16 933	14 037	5 953	5 514
511 HYDROCARBONS NES, DERIVS	22 299 542	21 140 332	2 816 428	2 478 627	997 747	967 362

4 IMPORTS AND EXPORTS (SPECIAL TRADE) BY GROUPS AND SUBGROUPS OF THE SITC-REV. II
4.1 IMPORTS

GROUP / SUBGROUP	1984 DT * 100 KG	1983	1984 1 000 DM	1983	1984 1 000 \$	1983
1 ACYCLIC HYDROCARBONS	8 261 538	6 677 442	943 465	688 391	333 540	268 834
2 CYCLIC HYDROCARBONS	9 555 817	10 169 311	1 307 785	1 297 566	464 809	505 597
3 HALOG DERIV OF HYDROCARB	3 804 052	3 777 214	459 951	414 781	162 342	162 469
4 HYDROCARB DERIV NONHALOG	678 135	516 365	105 227	77 889	37 056	30 462
512 ALCOHOLS, PHENOLS, ETC	14 818 545	13 403 074	1 416 158	1 193 492	499 282	467 103
1 ACYCLIC ALCOHOLS, DERIVS	13 908 896	12 550 677	1 103 996	936 572	388 921	366 757
2 CYCLIC ALCOHOLS, DERIVS	25 013	29 000	44 281	34 413	15 631	13 490
3 PHENOLS, PHEN ALCS, DERIVS	884 636	823 397	267 881	222 507	94 730	86 856
513 ORGANIC ACIDS, ETC	5 645 558	5 137 294	1 363 666	1 136 866	481 190	445 291
7 MONOACIDS AND DERIVS	2 557 139	2 500 151	608 174	528 293	214 394	206 944
8 POLYACIDS AND DERIVS	2 620 569	2 158 642	528 236	396 655	186 444	155 300
9 OXY-FUNCT ACIDS, DERIVS	467 850	478 501	227 256	211 918	80 352	83 047
514 NITROGEN-FUNCTN COMPOUNDS	4 424 021	3 981 612	2 432 478	2 124 155	857 881	831 045
5 AMINE-FUNCTION COMPOUNDS	1 913 294	1 678 987	706 267	583 614	249 715	229 037
6 OXYGEN-FUNCT AMINO-CMPNDS	562 458	497 928	1 042 888	972 279	367 575	379 063
7 AMIDE-FUNCT CMPD, EXC UREA	149 321	184 346	118 390	111 047	41 696	43 426
8 OTH NITROGEN FUNCT CMPDS	1 798 948	1 620 351	564 933	457 215	198 895	179 519
515 ORG-INORG COMPOUNDS ETC	1 642 032	1 582 131	1 535 525	1 372 436	541 357	539 244
4 ORGANO-SULPHUR COMPOUNDS	297 401	258 337	183 921	157 849	64 910	61 730
5 OTHR ORG-INORG COMPOUNDS	125 706	126 434	89 947	78 381	31 758	30 686
6 HETEROCYCLIC CMPDS ETC	1 189 827	1 172 163	1 202 865	1 077 246	423 948	423 498
7 SULPHONAMIDES, ETC	29 098	25 197	58 792	58 960	20 741	23 330
516 OTHER ORGANIC CHEMICALS	3 885 675	3 488 995	938 340	808 144	332 011	317 312
1 ETHERS, EPOXIDES, ACETALS	1 968 757	1 670 541	374 003	304 465	132 600	119 292
2 ALDEHYDE ETC FNCT CMPNDS	1 759 251	1 649 190	373 585	323 044	132 028	127 312
3 INORGANIC ESTERS, ETC	80 135	89 584	42 029	44 689	14 993	17 511
9 OTHER ORGANIC CHEMICALS	77 532	79 680	148 723	135 946	52 390	53 197
522 INORG ELEMNTS, OXIDES, ETC	16 672 228	13 705 016	1 477 282	1 173 469	520 591	460 011
1 CHEMICAL ELEMENTS	2 627 732	2 433 864	588 421	488 234	208 018	191 319
2 INORGANIC ACIDS ETC	7 704 943	6 465 130	335 669	271 879	118 050	106 172
3 HALGN, SULPHR CMPD NONMET	155 411	224 882	21 282	25 102	7 556	9 901
4 ZINC, IRON, LEAD ETC OXIDE	779 871	651 847	189 356	147 408	66 720	57 986
5 INORGANIC BASES ETC NES	5 404 271	3 929 293	342 554	240 846	120 247	94 633
523 OTHR INORGANIC CHEMICALS	8 728 937	8 321 661	929 440	832 927	327 584	326 268
1 METAL CMPD OF INORG ACID	2 755 622	2 698 444	205 843	174 483	72 639	68 223
2 CONTINUATION OF 5231	4 171 686	4 109 980	377 552	348 511	132 817	136 780
3 METALLIC ACID SALTS ETC	103 670	98 908	141 055	126 925	49 849	49 571
9 INORG CHEM PRODUCTS NES	1 697 959	1 414 329	204 990	183 004	72 279	71 694
524 RADIOACTIVE ETC MATERIAL	41 782	38 798	2 732 269	2 074 131	962 028	814 633
1 RADIOACTIVE ELEMENTS ETC	30 906	30 673	2 682 200	2 043 903	944 305	802 797
9 OTH RADIOACTIVE ETC MTLs	10 876	8 125	50 069	30 228	17 723	11 836
531 SYNT DYE, NAT INDGO, LAKES	263 280	237 043	513 413	479 616	181 372	188 505
1 SYNTH ORGANIC DYESTUFFS	197 252	178 959	418 303	392 664	147 733	154 329
2 SYNTH LUMIN, INDGO, LAKES	66 028	58 084	95 110	86 952	33 639	34 176
532 DYES NES, TANNING PRODS	83 603	73 799	32 243	28 510	11 362	11 201
2 DYE, TANN EXTRACTS, TANNINS	59 879	52 548	27 284	23 634	9 609	9 284
3 SYNTHETIC TANNING PRODS	23 724	21 251	4 959	4 876	1 753	1 917
533 PIGMENTS, PAINTS, ETC	2 338 878	2 124 883	947 938	838 081	334 202	328 745
1 COLOURING MATERIAL NES	829 264	713 319	275 186	222 270	96 827	87 299
2 PRINTING INKS	80 898	70 952	63 982	52 975	22 565	20 735
4 VARNISH, DISTEMPER, ETC	616 088	606 724	360 950	337 317	127 446	132 304
5 GLAZES, DRIERS, PUTTY ETC	812 628	733 888	247 820	225 519	87 364	88 407
541 MEDICINAL ETC PRODUCTS	532 767	480 904	3 474 839	3 028 474	1 224 511	1 188 949
1 VITAMINS, PROVITAMINS	64 476	57 706	212 677	177 135	74 989	69 699
3 ANTIBIOTICS	27 436	24 950	484 786	369 958	170 390	145 847
4 VEG ALKALOIDS AND DERIVS	9 354	9 688	191 510	191 857	68 034	75 531
5 HORMONES	592	560	86 173	79 031	30 231	30 942
6 GLYCOSIDES, GLANDS, SERA	14 236	12 441	282 017	240 510	99 261	93 984
7 MEDICAMENTS	341 057	301 990	1 974 760	1 767 288	696 187	693 680
9 PHARMACEUTICAL GOODS	78 616	73 569	242 916	202 695	85 419	79 266
551 ESSENTL OIL, PERFUME, ETC	161 106	156 555	368 249	333 706	130 802	131 227
3 ESSENTIAL OILS ETC	55 834	58 577	110 609	92 305	39 275	36 209
4 MIXED PERFUME SUBSTANCES	105 272	97 978	267 640	241 401	91 527	95 018
553 PERFUMERY, COSMETICS, ETC	513 679	465 404	780 273	688 516	274 887	269 019
554 SOAPS, CLEANING ETC PREPS	2 272 672	2 303 748	572 123	533 645	202 253	209 474

4 IMPORTS AND EXPORTS (SPECIAL TRADE) BY GROUPS AND SUBGROUPS OF THE SITC-REV. II
4.1 IMPORTS

GROUP / SUBGROUP	1984 DT * 100 KG	1983	1984 1 000 DM	1983	1984 1 000 \$	1983
1 SOAPS	100 922	129 434	58 352	60 798	20 607	23 748
2 WASHING PREPARATIONS ETC	1 798 457	1 853 093	442 677	404 484	156 540	158 843
3 POLISHES ETC	373 293	321 221	71 094	68 363	25 106	26 883
562 FERTILIZERS MANUFACTURED	45 891 061	47 137 306	1 407 342	1 407 697	495 021	554 625
1 CHEM NITROGENOUS FERTILZR	21 684 129	21 890 981	634 772	609 709	221 942	239 808
2 CHEM PHOSPHATIC FERTILZR	8 206 307	7 961 080	143 266	134 172	50 687	52 230
3 CHEM POTASSIC FERTILIZER	801 491	829 917	21 108	21 271	7 405	8 324
9 FERTILIZERS NES	15 199 134	16 455 328	608 196	642 545	214 987	254 263
572 EXPLOSIVES, PYROTECH PROD	119 074	104 529	116 256	72 796	40 479	28 285
1 PREPARED EXPLOSIVES	52 989	49 606	69 540	39 012	24 382	15 385
2 FUSES, PRIMERS, DETONATORS	1 965	1 591	8 853	6 820	3 136	2 636
3 PYROTECHNIC PRODUCTS	64 120	53 332	37 863	26 964	12 861	10 264
582 PROD OF CONDENSATION ETC	7 415 028	6 935 530	2 873 889	2 508 740	1 013 451	983 212
1 PHENOPLASTS	335 149	358 851	107 548	107 083	37 893	42 115
2 AMINOPLASTS	2 541 432	2 327 567	229 180	206 979	80 953	81 132
3 ALKYDS, OTHER POLYESTERS	1 175 297	1 122 713	795 205	654 279	280 539	256 045
4 POLYAMIDES	1 373 878	1 267 426	705 812	632 381	249 004	247 726
5 POLYURETHANES	374 501	360 838	209 192	189 721	73 674	74 419
6 EPOXIDE RESINS	327 866	305 223	210 592	182 183	74 204	71 353
7 SILICONES	178 025	147 218	168 852	144 957	59 548	56 892
8 ION EXCH, CONDENS ETC TYPE	252	805	321	900	116	351
9 OTH CONDENSATION ETC PROD	1 108 628	1 044 889	447 187	390 257	157 520	153 179
583 PROD OF POLYMERIZING ETC	22 393 630	20 878 996	6 140 029	5 197 503	2 170 369	2 033 929
1 POLYETHYLENE	8 875 517	7 955 300	2 026 503	1 677 545	717 966	655 561
2 POLYPROPYLENE	2 538 498	2 121 105	663 190	480 897	234 305	188 000
3 POLYSTYRENE, ITS COPOLYMR	3 837 317	3 750 526	1 116 074	1 008 692	394 125	394 983
4 POLYVINYL CHLORIDE	4 554 954	4 590 712	1 109 836	1 004 828	392 024	393 146
5 VINYL CHLOR, ACET COPOLYM	60 204	35 766	22 097	12 002	7 765	4 724
6 ACRYLIC POLYMERS ETC	614 935	598 216	274 725	244 731	97 050	96 103
7 POLYVINYL ACETATE	288 011	242 677	64 179	51 919	22 539	20 347
8 ION EXCH, POLYMR ETC TYPE	54 006	47 168	24 748	21 425	8 676	8 368
9 OTH POLYMERIZATION ETC PROD	1 570 188	1 537 526	838 677	695 464	295 919	272 697
584 CELLULOSE DERIVATIVES ETC	529 070	454 067	358 291	308 590	126 311	120 896
1 REGENERATED CELLULOSE	135 870	127 538	125 936	117 120	44 331	45 867
2 CELLULOSE NITRATES	22 400	17 708	12 463	9 056	4 375	3 527
3 CELLULOSE ACETATES	204 556	178 920	114 784	94 652	40 491	37 006
9 OTH CELL DERIV, VULC FBRE	166 244	129 901	105 108	87 762	37 114	34 496
585 PLASTIC MATERIALS NES	651 512	807 668	234 178	222 799	82 531	87 646
1 MODIFIED NATL RESINS ETC	56 967	63 223	23 362	26 261	8 278	10 323
2 OTH ART PLASTIC MTLN NES	594 545	744 445	210 816	196 538	74 253	77 323
591 PESTICIDES, DISINFECTANTS	502 778	410 180	558 274	448 111	198 617	176 915
1 INSECTICIDES, RETAIL ETC	66 766	48 181	80 371	65 035	28 938	25 771
2 FUNGICIDES, RETAIL ETC	136 402	116 788	155 397	134 046	55 682	53 276
3 HERBICIDES, RETAIL ETC	207 173	163 454	243 301	187 136	85 941	73 691
4 DISINFECTANTS ETC, RETAIL	92 437	81 727	79 205	61 894	28 056	24 177
592 STARCH, INULIN, GLUTEN, ETC	1 740 217	1 499 749	414 984	372 738	146 331	145 951
1 STARCHES, INULIN, GLUTEN	907 175	725 104	81 789	64 632	28 841	25 294
2 ALBUMINOIDAL SUBST, GLUES	833 042	774 645	333 195	308 106	117 490	120 657
598 MISC CHEMICAL PRODS NES	15 171 394	12 769 094	2 648 445	2 218 868	931 839	867 000
1 CHEMICALS FROM WOOD, RESIN	1 199 142	1 101 640	147 535	132 893	51 903	52 033
2 ANTI-KNOCK PREPS, ETC	874 482	860 867	299 185	290 825	105 512	113 924
3 ORGANIC CHEM PRODS NES	493 379	432 619	140 440	126 553	49 414	49 467
9 CHEM PRODS AND PREPS NES	12 604 391	10 373 968	2 061 285	1 668 497	725 010	651 576
601 INDUSTRIAL PLANT, CHAP 62	-	-	-	-	-	-
602 INDUSTRIAL PLANT, CHAP 68	-	-	-	-	-	-
603 INDUSTRIAL PLANT, CHAP 69	-	-	-	-	-	-
604 INDUSTRIAL PLANT, CHAP 70	-	-	-	-	-	-
605 INDUSTRIAL PLANT, CHAP 73	-	-	-	-	-	-
606 INDUSTRIAL PLANT, CHAP 76	-	-	-	-	-	-
607 INDUSTRIAL PLANT, CHAP 82	-	-	-	-	-	-
611 LEATHER	340 923	334 964	1 590 346	1 255 548	561 926	491 862

4 IMPORTS AND EXPORTS (SPECIAL TRADE) BY GROUPS AND SUBGROUPS OF THE SITC-REV. II
4.1 IMPORTS

GROUP / SUBGROUP	1984 DT * 100 KG	1983	1984 1 000 DM	1983	1984 1 000 \$	1983
2 LEATHER ARTIFIC, RECONST	4 175	2 051	1 375	1 066	493	419
3 CALF LEATHER	35 665	34 991	275 841	212 584	97 828	83 194
4 LEATHR BOVINE NES, EQUINE	230 317	228 435	747 555	584 445	264 192	229 230
5 LEATHER FROM SHEEP, LAMBS	35 546	32 242	302 078	225 704	106 525	88 295
6 LEATHER NES	29 233	30 428	235 410	206 201	82 893	80 594
8 LEATHER SPECIALLY FINSHD	5 987	6 817	28 067	25 548	9 995	10 130
612 LEATHER ETC MANUFACTURES	147 622	132 167	440 387	340 815	154 807	133 088
1 LEATHER BELTING ETC	634	673	3 918	3 371	1 384	1 316
2 HARNESS-MAKERS GOODS	6 047	6 479	18 177	18 274	6 378	7 177
3 PREPD PARTS OF FOOTWEAR	125 611	112 166	393 838	298 897	138 490	116 695
9 LEATHER MANUFACTURES NES	15 330	12 849	24 454	20 273	8 555	7 900
613 FUR SKINS TANNED, DRESSED	30 436	30 292	304 066	339 220	107 895	133 620
621 MATERIALS OF RUBBER	947 839	903 615	566 954	509 407	200 008	199 566
625 RUBBER TYRES, TUBES	3 187 315	3 188 624	2 048 068	1 969 973	721 377	773 152
1 TYRES NEW FOR MOTOR CARS	1 287 206	1 239 344	1 075 330	1 001 685	378 961	393 222
2 TYRES, NEW, BUS OR LORRY	748 067	729 953	510 767	485 698	179 113	190 369
3 TYRES NEW FOR AIRCRAFT	6 188	5 998	8 492	8 395	3 002	3 260
4 TYRES, NEW, MTR OR BICYCLE	88 373	96 986	67 952	71 496	24 371	28 137
9 OTH TYRES, TYRE CASES, ETC	1 057 481	1 116 383	385 527	402 699	135 930	158 164
628 RUBBER ARTICLES NES	407 372	414 042	697 796	605 868	246 115	237 475
1 HYGIENIC UNHRDND RUBBER	16 755	15 487	31 816	31 483	11 232	12 271
2 RUBBER BELTING	80 708	86 577	128 186	121 314	45 188	47 601
9 OTH RUBBER ARTICLES NES	309 909	311 978	537 794	453 071	189 695	177 603
633 CORK MANUFACTURES	130 026	122 214	104 248	94 599	37 033	37 313
634 VENEERS, PLYWOOD, ETC	10 083 159	10 397 386	1 357 898	1 310 482	481 407	515 233
1 VENEER SHEETS	855 086	836 474	420 847	408 732	148 681	160 307
2 PLYWOOD OF WOOD SHEETS	2 328 979	2 298 299	421 439	394 333	150 536	155 648
3 IMPROVED, RECONSTIT WOOD	6 184 770	6 596 411	323 521	340 762	114 240	133 855
4 WOOD-BASED PANELS NES	589 660	538 415	124 332	108 830	43 995	42 753
9 WOOD SIMPLY SHAPED NES	124 664	127 787	67 759	57 825	23 955	22 670
635 WOOD MANUFACTURES NES	4 074 749	3 897 160	1 018 229	991 258	358 955	387 560
1 BOXES, CASES, CRATES	99 559	107 837	18 704	19 319	6 585	7 526
2 COOPRAGE PROD, INC STAVES	10 857	12 113	3 331	2 787	1 181	1 086
3 BUILDERS WOODWRK, PREFABS	1 643 252	1 707 674	563 895	551 389	198 832	215 194
4 WOOD MFRS, DOMESTIC ETC	209 092	229 050	197 881	203 444	69 464	79 615
9 OTHER WOOD MANUFACTURES	2 111 989	1 840 486	234 418	214 319	82 893	84 139
641 PAPER AND PAPERBOARD	45 736 526	40 994 882	6 856 293	5 693 176	2 418 500	2 232 473
1 NEWSPRINT	8 693 507	7 431 859	956 000	845 464	337 129	331 082
2 PRINTG, WRITING PAPER NES	13 746 325	12 113 837	2 462 638	1 980 987	868 469	776 063
3 KRAFT PAPER, PAPERBOARD	8 871 995	8 351 451	1 106 821	896 574	390 312	352 091
5 PAPER, PAPERBD, BULK NES	7 238 510	6 531 476	947 583	753 670	334 174	295 464
6 FIBREBOARD OF WOOD ETC	1 582 692	1 595 453	118 291	121 192	41 876	49 635
7 CORRUGATED PAPER ETC BLK	758 632	710 388	139 170	126 082	49 113	49 721
8 COATED ETC PAPER NES, BLK	4 392 402	3 759 360	1 025 379	850 790	361 884	333 934
9 CONVERTED PAPER ETC NES	452 463	501 058	100 411	118 417	35 543	46 483
642 ARTICLES OF PAPER ETC	4 609 575	4 316 208	1 354 133	1 206 901	477 377	473 318
1 PAPER ETC CONTAINERS	1 142 370	1 063 663	295 179	255 650	104 053	100 202
2 CORRESPONDENCE STATIONRY	44 198	33 429	22 915	17 623	8 063	6 908
3 EXERCISE BOOKS ETC	141 319	130 381	82 032	69 101	28 829	26 914
4 PAPER ETC CT TO SIZE NES	1 989 001	1 847 317	499 288	443 627	175 861	174 336
8 PAPER ETC ARTICLES NES	1 292 687	1 241 418	454 719	420 900	160 571	164 958
651 TEXTILE YARN AND THREAD	4 146 621	3 779 186	4 346 455	3 710 560	1 533 523	1 456 317
1 SILK YARN AND THREAD	6 910	5 308	56 618	36 365	19 965	14 127
2 WOOL, HAIR YARN, INCL TOPS	337 736	323 252	791 834	714 697	279 365	280 216
3 COTTON YARN	1 468 193	1 267 015	1 444 996	1 085 624	509 925	426 110
4 SYN FIB YRN, BULK, MONOFIL	1 129 994	1 075 357	1 121 594	1 041 891	395 888	409 341
5 YARN OF 6514 AT RETAIL	45 770	78 179	86 548	125 409	30 522	49 230
6 DISCON SYN FIB BLEND YRN	157 862	135 377	234 163	188 269	82 420	73 755
7 REGEN FIBRE YARN, MONOFIL	320 579	313 716	299 299	281 275	105 843	110 620
8 YARN OF 6517 AT RETAIL	9 291	2 669	23 346	7 705	8 169	3 037
9 TEXTILE FIBRE YARN NES	670 286	578 313	288 057	229 325	101 426	89 881
652 COTTON FABRICS, WOVEN	888 502	823 612	1 575 974	1 370 989	555 242	537 937
1 GREY WOVEN COTTON FABRIC	446 005	386 672	506 517	385 078	178 825	151 834
2 WOVEN COTTON BLCHD, ETC	442 497	436 940	1 069 457	985 911	276 417	386 103
653 WOVN MAN-MADE FIB FABRIC	683 821	652 607	1 412 505	1 304 212	497 962	511 653
1 CONT SYNT WEAVES NONPILE	162 305	153 714	375 768	340 178	132 706	133 103
2 DISC SYN TXTL FABRIC NES	56 635	59 968	147 589	158 535	52 151	62 423
4 DISC SYN BLEND FABRC NES	224 334	195 326	486 155	422 481	171 139	165 626

4 IMPORTS AND EXPORTS (SPECIAL TRADE) BY GROUPS AND SUBGROUPS OF THE SITC-REV. II
4.1 IMPORTS

GROUP / SUBGROUP	1984 DT * 100 KG	1983	1984 1 000 DM	1983	1984 1 000 \$	1983
5 CONT REGN WEAVES NONPILE	66 197	63 723	119 519	100 522	42 036	39 452
6 DISC REGN TXTL FABRC NES	71 418	71 548	94 502	89 355	33 286	35 084
8 DISC REG BLEND FABRC NES	53 547	50 824	93 898	87 987	33 047	34 579
9 MAN-MADE PILE ETC FABRIC	49 385	57 504	95 074	105 154	33 597	41 386
654 OTH WOVEN TEXTILE FABRIC	471 512	444 871	1 283 231	1 119 103	453 397	438 432
1 SILK FABRICS WOVEN	11 041	9 698	161 100	141 601	56 668	55 564
2 WOVEN WOOL,HAIR NONPILE	113 307	107 648	538 992	478 041	191 273	187 652
3 WOVN WOOL ETC FABRIC NES	106 760	107 872	301 322	279 508	106 888	109 663
4 WOVEN FLAX, RAMIE FABRICS	18 509	15 710	80 371	57 597	27 709	22 155
5 WEAVES OF FIBRES OF 2640	47 430	56 839	22 387	24 687	7 944	9 704
6 GLASS FIBRE FABRIC	171 691	144 033	173 059	130 786	60 799	50 981
9 WOVEN FABRICS NES	2 774	3 071	6 000	6 883	2 116	2 713
655 KNIT ETC FABRICS	273 496	296 500	585 116	641 755	206 211	251 528
1 KNIT ETC SYNTH FAB NONEL	172 787	184 127	345 617	374 711	121 961	146 914
2 OTHER KNIT ETC FAB NONEL	94 406	105 019	222 783	252 124	78 392	98 723
3 KNIT ETC FABRIC,ELASTIC	6 303	7 354	16 716	14 920	5 858	5 891
656 LACE,RIBBONS,TULLE,ETC	82 003	78 310	289 694	249 104	101 990	97 908
657 SPECIAL TEXTILE ETC PROD	1 139 152	1 069 614	1 248 734	1 195 177	442 376	469 094
1 FELT AND ARTICLES NES	84 159	75 548	50 460	44 868	17 805	17 582
2 BONDED FIBRE TEXTLS NES	363 747	334 948	451 500	475 571	160 138	186 720
3 COATED ETC TEXTILES NES	246 660	251 274	347 746	332 355	122 895	130 298
4 ELASTIC FAB ETC NOT KNIT	8 101	8 461	13 735	13 735	4 856	5 400
5 CORDAGE AND MANUFACTURES	336 370	311 763	123 148	118 351	44 240	46 781
6 HAT BODIES	1 255	884	8 195	5 925	2 898	2 314
7 TEXTILES FOR MACHINERY	90 241	79 294	234 188	187 571	62 564	73 411
9 SPECL TEXTILE PRODS NES	8 619	7 442	19 762	16 801	6 580	6 588
658 TEXTILE ARTICLES NES	719 990	662 008	1 028 115	933 033	363 205	366 537
1 BAGS,SACKS OF TEXTILES	182 079	159 039	63 580	48 089	22 298	18 914
2 MADE-UP CANVAS GOODS	81 511	71 244	118 896	105 751	43 033	42 295
3 BLANKETS ETC NON ELECTRC	36 828	34 313	43 690	39 395	15 183	15 412
4 LINENS ETC	319 312	302 362	607 949	564 418	214 387	221 042
9 OTH TEXTILE ARTICLES NES	100 260	95 050	194 000	175 380	68 304	68 874
659 FLOOR COVERINGS ETC	2 108 952	2 052 754	2 319 260	2 401 678	817 744	942 697
1 LINOLEUM ETC	40 592	24 085	13 393	7 136	4 697	2 758
2 CARPETS ETC KNOTTED	209 702	224 715	1 137 116	1 242 609	400 709	487 365
3 KELEM,SCHUMACKS ETC RUGS	11 604	11 591	21 983	20 885	7 803	8 157
4 WOOL CARPETS ETC NES	276 368	262 323	263 840	257 507	93 165	101 180
5 MAN-MADE TXTL CARPTS NES	1 277 613	1 274 216	741 262	743 533	261 238	292 353
6 OTH TXTL CARPETS ETC NES	238 260	208 304	123 158	112 156	43 511	43 869
7 PLAITS & PLAITED PRODS	54 813	47 520	18 508	17 852	6 621	7 015
661 CEMENT ETC BUILDING PROD	27 328 968	26 004 963	876 636	795 261	308 009	310 322
1 LIME	3 322 552	2 850 144	37 114	33 022	13 082	12 904
2 CEMENT	13 894 993	14 346 754	165 967	172 363	58 284	67 237
3 BUILDING STONE ETC WORKD	8 588 235	7 311 763	547 145	471 384	192 272	184 074
8 MNRL BLDG PRD UNFIRD NES	1 523 188	1 496 302	126 410	118 492	44 371	46 107
662 CLAY,REFRACTORY BLDG PRD	20 621 626	21 155 716	1 242 484	1 235 788	440 350	484 448
3 REFRACTORY BUILDING PROD	1 765 209	1 581 627	198 793	170 308	70 210	66 685
4 BRICK ETC NONREFRACTORY	18 856 417	19 574 091	1 043 691	1 065 480	370 140	417 763
663 OTH NONMETAL MINERAL MFS	11 403 438	11 480 906	1 185 200	1 072 270	417 682	419 615
1 GRINDING STONES ETC	96 696	80 391	167 183	150 802	58 932	59 006
2 ABRASIVE CLOTHS ETC	110 845	102 043	118 703	98 682	41 924	38 767
3 MINRL MFS NES NONCERAMIC	8 602 917	8 874 976	387 153	363 741	136 485	141 967
5 MINRL INSULATNG PRD NES	2 059 503	1 939 891	193 430	189 234	68 122	74 032
7 REFRACTORY WARE NONBLDG	84 010	76 484	57 671	46 348	20 239	18 110
8 ASBESTOS,FRICTION PRODS	142 567	138 414	153 112	145 001	54 079	57 069
9 CERAMIC ARTICLES NES	306 900	268 707	107 948	78 462	37 901	30 664
664 GLASS	6 160 936	6 650 404	1 066 658	1 020 273	376 426	398 553
1 GLASS NONOPTICAL,PLAIN	948 869	880 357	50 111	47 768	17 599	18 764
2 OPTICAL GLASS UNWRKD ETC	6 672	6 457	84 905	53 963	30 136	20 858
3 DRAWN,BLOWN GLASS UNWRKD	446 986	427 640	34 621	33 141	12 240	12 971
4 GLASS SURFACE-GROUND ETC	2 958 721	3 692 614	257 678	312 049	91 154	121 647
5 CAST,ROLLED GLASS UNWRKD	251 051	184 068	22 962	17 168	8 033	6 706
6 GLASS CONSTRUCTION PRODS	162 003	152 619	34 502	32 074	12 138	12 508
7 SAFETY GLASS	470 300	421 011	219 526	192 378	77 334	75 335
8 SHEET GLASS METAL-COATED	160 141	128 024	80 819	74 513	28 507	29 096
9 GLASS NES	756 121	757 614	281 534	257 219	99 285	100 668
665 GLASSWARE	4 093 033	3 744 798	770 289	681 452	271 687	267 018
1 BOTTLES ETC OF GLASS	3 117 752	2 826 843	261 735	241 503	92 376	94 544
2 HOUSEHLD,HOTEL ETC GLASS	924 350	867 279	414 076	364 771	146 091	143 090
8 GLASS ARTICLES NES	50 931	50 676	94 478	75 178	33 220	29 384
666 POTTERY	707 213	735 472	471 812	472 566	166 227	185 017

4 IMPORTS AND EXPORTS (SPECIAL TRADE) BY GROUPS AND SUBGROUPS OF THE SITC-REV. II
4.1 IMPORTS

GROUP / SUBGROUP	1984 DT * 100 KG	1983	1984 1 000 DM	1983	1984 1 000 \$	1983
4 PORCELN, CHINA HOUSE WARE	90 997	93 760	100 906	114 742	35 493	44 768
5 COARSE CERAMIC HOUSEWARE	331 058	366 486	154 895	161 180	54 671	63 226
6 CERAMIC ORNAMENTS ETC	285 158	275 226	216 011	196 644	76 063	77 023
667 PEARL, PREC-, SEMI-P STONE	14 984	9 350	768 146	769 972	270 536	303 115
1 PEARLS UNSET, UNSTRUNG	93	96	87 852	90 558	31 280	35 437
2 DIAMONDS NONINDUST, UNSET	-	57	493 624	493 860	173 482	195 053
3 PREC-, SEMI-PR STONES NES	14 615	8 972	160 449	165 795	56 574	64 874
4 SYNTH PREC-, SEMI-P STONE	276	225	26 221	19 759	9 200	7 751
671 PIG IRON ETC	10 845 840	10 199 296	1 813 017	1 333 293	636 473	519 161
2 PIG IRN, SPIEGELEISEN ETC	2 080 111	1 789 169	84 272	68 315	29 744	26 689
3 IRON, STL POWDER, SHOT, ETC	534 925	469 406	67 441	56 586	23 712	22 155
6 FERRO-ALLOYS	8 230 804	7 940 721	1 661 304	1 208 392	583 017	470 317
672 IRON, STL PRIMARY FORMS	17 503 038	17 208 221	1 774 895	1 456 313	623 324	571 226
4 IRN, STL INGOTS, LUMPS, ETC	191 295	113 048	21 072	12 002	7 500	4 680
5 IRN, STL BLOOMS, SLABS, ETC	8 011 009	6 527 420	1 030 337	622 457	360 927	243 511
7 IRN, STL COIL FR REROLLNG	9 300 734	10 567 753	723 486	821 854	254 897	323 035
673 IRON AND STEEL SHAPES	40 881 970	44 298 670	3 720 723	3 714 254	1 316 296	1 455 473
1 IRON, STEEL WIRE ROD	9 860 395	10 844 846	839 914	821 302	298 301	320 871
2 IRON, STEEL BARS ETC	19 419 662	21 444 434	1 920 096	1 887 614	679 144	740 420
3 IRON, STEEL PROFILES ETC	11 601 913	12 009 390	960 713	1 005 338	338 851	394 182
674 IRN, STL UNIV, PLATE, SHEET	34 978 464	37 327 051	3 956 925	4 026 758	1 394 507	1 579 720
1 IRON OR STEEL UNIVERSALS	489 115	381 157	42 481	33 967	15 024	13 265
4 IRN, STL HVY PLATE, ROLLED	9 710 540	10 780 920	849 226	906 998	297 829	357 267
5 IRN, STL MED PLATE, ROLLED	1 992 813	2 155 339	256 945	247 311	90 388	97 206
6 IRN, STL THIN PLATE, ROLLD	15 825 269	17 227 095	1 831 717	1 911 182	645 814	749 018
7 TINNED PLATES, SHEETS	1 851 718	1 556 397	308 464	254 862	109 673	99 972
9 OTH IRN, STL PLATES, SHEET	5 109 009	5 226 143	668 092	672 438	235 679	262 992
675 IRON, STEEL HOOP, STRIP	5 974 706	5 524 064	787 580	700 308	277 171	274 748
676 RAILWAY RAILS ETC IRN, STL	116 246	136 441	10 287	11 569	3 611	4 532
677 IRN, STL WIRE EXCL W ROD	2 735 761	2 653 057	518 026	462 726	182 762	181 646
678 IRON, STL TUBES, PIPES, ETC	9 427 880	8 042 517	1 594 972	1 329 628	564 047	522 214
1 CAST IRON TUBES, PIPES	360 066	398 547	41 205	45 403	14 531	17 933
2 IRN, STL SEAMLESS TUBES	2 331 465	1 829 007	425 130	338 787	149 933	132 898
3 IRON, STL TUBE, PIPE NES	6 124 740	5 244 267	808 265	634 557	286 724	249 492
4 STL HIGHPRESSURE CONDUIT	21 990	15 746	11 512	3 755	4 139	1 514
5 IRON, STEEL TUBE FITTINGS	589 619	554 950	308 860	307 126	108 720	120 377
679 IRN, STL CASTINGS UNWORKE	421 645	365 217	96 656	86 372	34 025	33 949
3 IRON, STL FORGINGS ROUGH	39 504	40 814	15 599	17 703	5 452	6 982
4 IRN STL CASTINGS ROUGH	382 141	324 403	81 057	68 669	28 573	26 967
681 SILVER, PLATINUM, ETC	10 923	11 396	1 498 297	1 598 794	531 591	625 903
1 SILVER UNWKO, PARTLY WRKD	10 527	11 124	727 540	987 837	259 327	388 724
2 METALS OF PLATINUM GROUP	396	272	770 757	610 957	272 264	237 179
682 COPPER EXC CEMENT COPPER	8 415 250	7 308 222	3 778 144	3 230 576	1 333 686	1 262 520
1 COPPER NES, ALLOYS, UNWRT	5 859 716	5 118 040	2 345 462	2 052 623	828 891	801 774
2 COPPER, ALLOYS WORKED	2 555 534	2 190 182	1 432 682	1 177 953	504 795	460 746
683 NICKEL	553 053	514 830	816 398	644 298	286 120	251 286
1 NICKEL, ALLOYS UNWROUGHT	482 835	448 307	671 881	518 760	235 153	202 005
2 NICKEL, ALLOYS WORKED	70 218	66 523	144 517	125 538	50 967	49 281
684 ALUMINIUM	9 899 239	8 564 647	4 776 554	3 431 337	1 691 543	1 342 177
1 ALUMINIUM, ALLOYS, UNWROHT	6 983 768	5 709 092	2 880 976	1 880 603	1 020 759	735 076
2 ALUMINIUM, ALLOYS WORKED	2 915 471	2 855 555	1 895 578	1 550 734	670 784	607 101
685 LEAD	1 483 059	1 219 360	242 386	208 057	85 406	81 723
1 LEAD, ALLOYS UNWROUGHT	1 446 319	1 181 694	235 100	201 322	82 872	79 097
2 LEAD, ALLOYS WORKED	36 740	37 666	7 286	6 735	2 534	2 626
686 ZINC	2 131 133	2 035 696	607 402	431 345	214 754	168 130
1 ZINC, ALLOYS UNWROUGHT	1 794 540	1 617 636	493 592	321 175	174 203	125 114
3 ZINC, ALLOYS WKD, INC DUST	336 593	418 060	113 810	110 170	40 551	43 016
687 TIN	189 553	167 723	636 108	536 758	223 732	209 195
1 TIN, ALLOYS UNWROUGHT	187 736	166 168	631 164	532 808	221 996	207 665
2 TIN, ALLOYS WORKED	1 817	1 555	4 944	3 950	1 736	1 530

4 IMPORTS AND EXPORTS (SPECIAL TRADE) BY GROUPS AND SUBGROUPS OF THE SITC-REV. 11
4.1 IMPORTS

GROUP / SUBGROUP	1984 DT * 100 KG	1983	1984 1 000 DM	1983	1984 1 000 \$	1983
688 URANIUM, THORIUM, ALLOYS	11	121	196	305	66	119
689 NON-FER BASE METALS NES	480 213	428 070	614 560	379 227	216 033	148 351
1 TUNGST, MOLYB, TANTAL, MAGN	336 777	318 119	325 914	240 945	114 708	94 124
9 BASE METALS NES, CERMENTS	143 436	109 951	288 646	138 282	101 325	54 227
691 STRUCTURES AND PARTS NES	2 842 525	2 723 275	931 482	913 417	327 272	356 942
1 STRUCTURES, PARTS IRN, STL	2 594 042	2 499 852	684 595	687 525	240 429	268 730
2 STRUCTURES, PARTS ALUMNM	248 483	223 423	246 887	225 892	86 843	88 212
692 METAL TANKS, BOXES, ETC	825 724	851 231	389 258	389 977	137 348	152 753
1 MTL STORAGE, MF TANKS, ETC	127 333	154 471	60 576	71 296	21 309	27 844
4 MTL TRANSPORT BOXES ETC	698 391	696 760	328 682	318 681	116 039	124 909
693 WIRE PRODUCTS NON ELECTR	1 297 196	1 334 673	282 410	282 045	99 882	110 776
1 WIRE ROPES ETC	324 625	338 106	152 324	156 897	53 735	61 779
2 IRON, STEEL FENCING WIRE	39 135	50 770	6 624	7 587	2 386	3 022
5 METAL FENCING, GAUZE, ETC	933 436	945 797	123 462	117 561	43 761	45 975
694 STL, COPPR NAILS, NUTS, ETC	1 799 832	1 647 467	752 084	638 305	264 816	250 044
695 TOOLS	525 785	523 157	1 466 347	1 263 231	516 079	494 803
1 HAND TOOLS, AGRIC FOREST	43 414	43 751	26 699	25 469	9 479	10 109
3 OTHER HAND TOOLS	332 737	327 493	476 111	424 259	167 833	166 303
4 BLADES, TIPS, ETC FR TOOLS	149 634	151 913	963 537	813 503	338 767	318 391
696 CUTLERY	126 619	123 487	353 502	322 108	124 311	126 065
697 BASE MTL HOUSEHOLD EQUIP	929 457	888 440	833 034	785 283	293 305	306 919
3 DMSTC HEATG, COOKG APPARA	316 739	299 080	169 613	159 936	59 760	62 644
4 BASE MTL DMSTC ARTIC NES	425 898	424 990	422 022	416 824	148 879	163 020
5 BASE MTL INDR SANIT WARE	42 973	35 393	45 800	39 704	16 112	15 505
8 BASE MTL HOUSE EQUIP NES	143 847	128 977	195 599	168 819	68 554	65 750
699 OTHER METAL MANUFACTURES	2 725 359	2 551 353	2 198 628	1 980 800	775 254	776 187
1 LOCKSMITHS WARES, ETC	556 528	536 971	577 974	539 626	203 989	211 634
2 IRON, STL CHAIN AND PARTS	160 441	161 997	84 082	81 715	29 501	31 909
3 PINS, HOOKS, EYES, ETC	51 066	46 845	98 620	86 794	34 767	33 914
4 SPRINGS AND LEAVES	221 403	191 662	97 081	84 456	34 141	33 123
6 BASE MTL MISC ARTICLES	185 112	171 879	151 847	137 220	53 541	53 890
7 IRN, STL ARTICLES NES	1 194 568	1 118 767	552 556	519 116	194 586	203 440
8 MFRS NES OF CPR, NIKL, ETC	314 288	285 394	407 558	337 254	144 037	131 870
9 BASE MTLs WRT & MFRS NES	41 953	37 838	228 910	194 619	80 692	76 407
700 INDUSTRIAL PLANT, CHAP 84	-	-	-	-	-	-
703 INDUSTRIAL PLANT, CHAP 85	-	-	-	-	-	-
704 INDUSTRIAL PLANT, CHAP 86	-	-	-	-	-	-
705 INDUSTRIAL PLANT, CHAP 87	-	-	-	-	-	-
711 STEAM BOILERS & AUX PLNT	48 457	75 317	74 432	100 918	25 131	40 373
1 STEAM BOILERS ETC	12 148	18 503	51 143	57 217	17 076	23 318
2 AUXILIARY BOILER PLANT	10 818	25 773	8 097	12 701	2 763	5 035
9 PTS NES OF APP OF 711	25 491	31 041	15 192	31 000	5 292	12 020
712 STEAM ENGINES, TURBINES	27 250	36 838	66 975	92 990	23 732	36 248
6 STM POWER UNITS & ENGINES	1 406	1 227	8 582	8 585	3 157	3 339
9 ST POWER UNITS PARTS NES	25 844	35 611	58 393	84 405	20 575	32 909
713 INTRNL COMBUS PISTN ENGN	1 743 719	1 606 350	2 957 470	2 530 580	1 040 628	990 959
1 PISTN AIRCRFT ENGN & PTS	739	549	7 400	5 195	2 597	2 028
2 PISTN ENGN FR MTR VEHCLS	1 207 315	1 094 030	1 957 214	1 628 412	689 107	636 898
3 PISTON ENGINES, MARINE	86 045	64 449	152 176	132 644	52 731	52 144
6 PISTON ENGINES NES	129 786	129 411	217 069	213 221	76 993	83 905
9 PISTON ENGINE PTS NES	319 834	317 911	623 609	551 108	219 200	215 984
714 ENGINES & MOTORS NES	33 635	33 234	1 545 273	1 316 883	543 220	513 358
4 REACTION ENGINES	11 318	8 694	400 809	317 640	138 701	123 763
8 GAS TURBINES NES	2 439	3 602	268 053	275 994	94 026	107 719
9 ENGINE & MOTOR PTS NES	19 878	20 938	876 411	723 249	310 493	281 876
716 ROTATING ELECTRIC PLANT	876 109	817 282	1 226 104	1 092 602	431 379	427 534

4 IMPORTS AND EXPORTS (SPECIAL TRADE) BY GROUPS AND SUBGROUPS OF THE SITC-REV. 11
4.1 IMPORTS

GROUP / SUBGROUP	1984 DT * 100 KG	1983	1984 1 000 DM	1983	1984 1 000 \$	1983
1 DC MOTORS & GENERATORS	67 347	53 873	331 426	263 351	116 360	103 070
2 AC MTRS & GENS, GEN SETS	450 668	422 080	596 736	549 987	210 190	215 205
3 ROTARY CONVERTERS	1 078	1 899	3 628	4 882	1 279	1 914
9 PTS NES OF ROT ELEC PLNT	357 016	339 430	294 314	274 382	103 550	107 345
718 OTH POWER GENERATG MACHY	80 090	89 480	236 122	283 156	83 250	111 172
7 NUCLEAR REACTORS, PTS NE	20 016	32 042	75 316	134 550	26 755	53 079
8 WIND, WATER, ETC ENGINES	60 074	57 438	160 806	148 606	56 495	58 093
721 AGRIC MACHY, EXC TRACTORS	760 958	764 932	667 646	676 033	237 663	266 175
1 CULTIVATING MACHINERY	276 689	287 991	160 244	172 642	56 745	67 916
2 HARVESTING ETC MACHINES	393 877	372 956	391 690	373 562	140 110	147 309
3 DAIRY MACHINERY NES	16 984	24 085	49 224	59 061	17 470	23 323
9 AGRICULTURE MACHINES NES	73 408	79 900	66 488	70 768	23 338	27 627
722 TRACTORS NON-ROAD	267 093	321 860	241 339	279 939	84 937	110 198
3 TRACK-LAYING TRACTORS	1 476	2 563	807	1 089	288	418
4 WHEELED TRACTORS NES	265 617	319 297	240 532	278 850	84 649	109 780
723 CIVIL ENGINEER EQUIP ETC	1 410 290	1 289 564	1 157 194	1 064 999	409 117	415 446
3 MECHANICAL ROAD ROLLERS	62 391	62 728	31 667	33 894	11 282	13 337
4 CONST, MINING MACHNRY NES	843 219	783 881	761 506	692 448	269 685	269 747
9 CONSTR ETC MACHY PTS NES	504 680	442 955	364 021	338 657	128 150	132 362
724 TEXTILE, LEATHER MACHNRY	466 097	395 805	1 035 313	930 767	363 220	363 179
3 SEWING MACHS, NEEDLES ETC	60 888	56 124	231 816	199 881	81 251	78 273
4 SPINNING, EXTRDNG, ETC MCH	79 752	72 026	195 715	178 610	68 891	69 765
5 WEAVING, FELT MFG, ETC MCH	77 008	82 240	204 423	211 058	71 375	81 668
6 AUXIL TXTL MCH & PTS NES	46 500	46 140	156 843	146 050	55 339	56 969
7 TEXTILE MACHINERY NES	182 707	119 635	210 576	160 720	73 778	63 024
8 SKIN, LEATHER WORKNG MACH	19 242	19 640	35 940	34 448	12 586	13 482
725 PAPER ETC MILL MACHINERY	167 771	197 745	334 012	347 116	116 468	134 340
1 PAPER & PULP MAKING MCHY	10 687	49 385	30 741	74 865	10 705	28 880
2 PAPER ETC PRODC T MF MACH	38 163	42 835	125 927	116 807	44 059	45 080
9 PTS NES OF MACHS OF 725	118 921	105 525	177 344	155 444	61 704	60 380
726 PRINTG, BKBINDG MACHY, PTS	169 565	165 101	538 440	538 868	188 778	209 109
3 TYPESET MCH ETC, TYPE ETC	34 802	35 838	85 121	70 997	29 774	27 806
4 PRINTING PRESSES	32 089	36 840	125 739	143 563	44 595	55 152
7 OTH PRINTG & ANCILL MACH	22 514	23 757	110 899	130 877	38 815	50 897
8 BOOKBINDING MACHY & PTS	12 736	12 194	50 596	48 862	17 679	19 081
9 PTS NES OF MCH OF 7263/7	67 424	56 472	166 085	144 569	57 915	56 173
727 FOOD MACHRY NON-DOMESTIC	74 166	78 902	179 731	175 869	63 310	68 838
1 GRAIN WORKING MCHY & PTS	13 817	26 887	11 318	20 783	3 979	8 211
2 OTH FOOD PROC MCHY & PTS	60 349	52 015	168 413	155 086	59 331	60 627
728 OTH MACHY FOR SPCL INDUS	989 424	902 278	2 241 700	1 937 280	786 046	755 261
1 MACH-TOOLS FR SPCL INDUS	194 345	196 474	309 834	287 894	108 981	112 496
3 OTHR MINERAL WORKG MACHY	254 986	236 138	184 108	162 849	64 876	63 816
4 MACHY FOR SPCL INDUS NES	540 093	469 666	1 747 758	1 486 537	612 189	578 949
736 MACHINE TOOLS FOR METAL	676 765	625 669	1 627 124	1 455 690	569 161	567 035
1 METAL CUTTING MACH-TOOLS	325 559	292 151	814 961	738 132	284 682	287 321
2 METAL FORMING MACH-TOOLS	153 900	147 528	241 177	208 444	84 307	81 003
7 OTH METALWRKG MACH-TOOLS	49 271	43 252	142 189	122 008	49 522	47 296
8 WORK & TOOL HOLDERS ETC	28 012	24 956	108 332	95 179	38 074	37 256
9 PTS NES OF TOOLS OF 736	120 023	117 782	320 465	291 927	112 576	114 159
737 METALWORKING MACHNRY NES	383 170	358 327	437 244	425 055	153 906	165 002
1 FOUNDRY EQUIPT & PTS NES	62 966	65 607	64 355	61 836	22 592	24 222
2 ROLLING MILLS AND ROLLS	222 016	186 028	95 225	81 973	33 513	32 113
3 WELDING, BRAZING, ETC MCHS	98 188	106 692	277 664	281 246	97 801	108 667
741 HEATING, COOLING EQUIPMNT	749 289	772 141	1 497 525	1 467 357	527 167	573 602
1 GAS GENERATORS	1 028	1 275	5 695	4 183	1 948	1 617
2 BURNERS MECH, STOKERS ETC	27 276	26 554	80 600	76 424	30 082	30 009
3 INDUS FURNACES ETC & PTS	92 652	71 121	177 409	138 643	62 231	54 162
4 NONDOM REFRIG EQUI & PTS	306 245	311 780	558 621	500 132	197 690	195 229
5 AIR-CONDITIONING MACHNRY	87 305	83 359	165 367	150 578	58 461	58 801
6 HEATING, COOLING EQU NES	234 783	278 052	504 830	597 397	176 755	233 784
742 PUMPS FOR LIQUIDS ETC	443 144	381 858	913 299	778 513	321 185	305 308
1 RECIPROCATING PUMPS NES	65 285	59 443	181 063	160 409	63 589	62 793
2 CENTRIFUGAL PUMPS NES	96 970	89 640	157 640	152 006	55 514	59 563
3 ROTARY PUMPS NES	29 049	31 774	89 834	85 897	31 439	33 726
8 OTHER PUMPS FOR LIQUIDS	39 778	36 358	92 325	84 170	32 608	33 017
9 PTS NES OF PUMPS OF 742	212 062	164 643	392 437	296 031	138 035	116 209
743 PUMPS NES, CENTRIFUGES ETC	925 753	844 290	1 512 373	1 370 669	531 883	537 036

4 IMPORTS AND EXPORTS (SPECIAL TRADE) BY GROUPS AND SUBGROUPS OF THE SITC-REV. 11
4.1 IMPORTS

GROUP / SUBGROUP	1984 DT * 100 KG	1983	1984 1 000 DM	1983	1984 1 000 \$	1983
1 PUMPS FOR GASES ETC	408 374	400 346	645 678	616 961	227 128	242 159
2 PUMP & COMPRESSR PTS NES	125 686	120 239	149 442	143 380	52 616	56 004
3 FREE-PSTN GEN FR GAS TUR	157	188	311	485	112	185
4 FANS, BLOWERS, ETC & PTS	72 150	73 446	132 205	128 152	46 587	50 181
5 CENTRIFUGES	11 623	11 313	45 542	43 390	16 055	16 916
6 GAS & LIQUID FILTERS ETC	187 483	143 776	327 259	266 191	114 847	104 233
9 PTS NES OF APP OF 7435,6	120 280	94 982	211 936	172 110	74 538	67 358
744 MECHANICAL HANDLING EQU	1 219 291	1 277 126	1 072 000	1 073 886	377 093	420 247
1 FORK LIFT TRKS, ETC & PTS	341 964	292 549	271 977	228 257	95 599	89 306
2 LIFTING, LOADING MACH NES	492 787	625 222	475 351	562 399	167 555	219 835
9 PTS NES OF MACHY OF 7442	384 540	359 355	324 672	283 230	113 899	111 106
745 NONELEC MACHY, TOOLS NES	350 215	322 994	1 133 358	951 082	398 093	371 133
1 POWER TOOLS NONELEC, PTS	23 650	21 155	153 154	129 482	53 982	50 643
2 OTH NONELEC MCHS, PTS NES	326 565	301 839	980 204	821 600	344 111	320 490
749 NONELEC MACH PTS, ACC NES	1 878 582	1 706 192	3 526 399	3 138 782	1 240 984	1 229 719
1 BALL, ROLLER, ETC BEARINGS	525 358	431 347	1 035 901	851 460	363 910	333 236
2 COCKS, VALVES ETC NES	491 762	473 271	1 224 731	1 128 564	431 737	441 976
3 SHAFT, CRANK, PULLEY ETC	619 344	581 748	716 256	656 044	251 972	257 525
9 OTH NONELEC MCHY PTS NES	242 118	219 826	549 511	502 714	193 365	196 982
751 OFFICE MACHINES	301 676	296 668	1 679 710	1 543 089	591 102	602 340
1 TYPEWRITERS, CHEQUE-WRTSR	65 049	66 470	323 426	309 042	113 477	120 414
2 CALCULATNG, ACCTG, ETC MCH	42 273	39 192	355 071	311 028	124 566	121 488
8 OFFICE MACHINES NES	194 354	191 006	1 001 213	923 019	353 039	360 438
752 AUTOMTIC DATA PROC EQUIP	342 690	253 911	7 123 006	5 288 844	2 485 826	2 059 583
1 ANALOG, HYBRID COMPUTERS	457	592	17 514	19 076	6 236	7 448
2 DIGITAL COMPUTERS	33 627	24 971	1 015 947	718 385	354 853	278 482
3 DIGITL CENTRL PROCESSORS	79 276	49 535	2 042 916	1 583 487	710 781	616 574
4 DIGITL CENTRL STOR UNITS	1 454	3 468	35 684	43 754	12 436	17 039
5 ADP PERIPHERAL UNITS	221 843	171 295	3 850 841	2 830 474	1 345 583	1 103 625
8 OFF-LINE DATA PROC EQUIP	6 033	4 050	160 104	93 668	55 937	36 415
759 OFFICE & ADP MCH PTS, ACC	198 218	159 965	4 704 672	3 731 661	1 645 304	1 458 261
1 OFFICE MACHINE PARTS NES	71 430	48 617	508 131	345 880	178 564	134 713
9 ACCTG, ETC, ADD MCH PTS, AC	126 788	111 348	4 196 541	3 385 781	1 466 640	1 323 548
761 TELEVISION RECEIVERS	334 949	331 891	996 495	941 873	351 476	367 772
1 COLOUR TV RECEIVERS	297 861	275 217	933 503	834 874	329 493	325 561
2 MONOCHROME TV RECEIVERS	37 088	56 674	62 992	106 999	21 983	42 211
762 RADIO BROADCAST RECEIVRS	328 581	320 883	1 438 765	1 293 593	503 726	504 165
1 MTR VEHIC RADIO RECEIVERS	43 911	36 030	429 827	346 828	151 227	135 180
2 PORTABLE RADIO RECEIVERS	122 472	118 563	469 344	448 440	164 678	175 111
8 OTHER RADIO RECEIVERS	162 198	166 290	539 594	498 325	187 821	193 874
763 SOUND RECORDRS, PHONOGRPH	306 184	316 026	2 424 350	2 280 989	851 147	886 889
1 ELECTRIC GRAMOPHONES ETC	49 884	52 461	198 622	190 200	69 376	73 518
8 OTHR SOUND APPARATUS ETC	256 300	263 565	2 225 728	2 090 789	781 771	813 371
764 TELECOM EQPT, PTS, ACC NES	461 047	441 693	3 153 404	2 809 572	1 107 117	1 099 484
1 LINE TELEPHONE, ETC EQUIP	17 005	14 519	207 993	178 067	73 037	69 632
2 MICROPH, LOUDSPKR, AMPLIFR	242 462	242 850	565 050	530 004	197 644	206 732
3 TV, RADIO TRANSMITTRS ETC	6 814	5 528	119 854	114 379	42 155	44 786
8 TELECOMM EQUIPMENT NES	9 220	9 249	558 605	614 266	196 052	240 284
9 PTS NES OF EQUIPMT OF 76	185 546	169 547	1 701 902	1 372 856	598 229	538 050
771 ELECTRIC POWER MACHY NES	342 309	312 171	725 439	588 834	254 741	230 245
1 TRANSFORMERS, ELECTRICAL	105 388	97 432	208 874	188 365	73 543	73 696
2 OTH ELEC POWER MACHY NES	236 921	214 739	516 565	400 469	181 198	156 549
772 SWITCHGEAR ETC & PTS NES	416 829	370 466	3 256 122	2 579 597	1 143 897	1 009 557
1 SWITCHGEAR ETC	364 145	334 691	2 514 308	2 088 894	884 061	817 339
2 PRINTED CIRCUITS, PTS NES	22 853	12 124	354 456	193 910	123 597	76 018
3 FIXED, VARIABLE RESISTORS	29 631	23 651	387 358	296 793	136 239	116 200
773 ELECTR DISTRIBUTING MACH	913 213	790 055	941 656	818 725	331 046	320 313
1 INSULATED WIRE, CABLE	872 333	742 219	865 114	745 194	304 070	291 439
2 ELECTRC INSULATING EQUIP	40 880	47 836	76 542	73 531	26 976	28 874
774 ELECTRO-MEDCL, XRAY EQUIP	45 373	37 837	714 083	634 621	249 405	248 606
1 ELECTRO-MEDICAL EQUIPMNT	16 151	12 908	325 386	294 971	113 794	115 592
2 X-RAY APPARATUS	29 222	24 929	388 697	339 650	135 611	133 014
775 HOUSEHOLD TYPE EQUIP NES	1 999 533	1 844 136	2 074 920	1 839 645	730 523	718 294
1 HOUSEHOLD LDYR EQUIP NES	485 683	440 782	302 307	271 475	106 095	106 000

4 IMPORTS AND EXPORTS (SPECIAL TRADE) BY GROUPS AND SUBGROUPS OF THE SITC-REV. II
4.1 IMPORTS

GROUP / SUBGROUP	1984 DT * 100 KG	1983	1984 1 000 DM	1983	1984 1 000 \$	1983
2 DOM REFRIGERATRS, FREEZRS	572 559	572 311	438 756	423 387	155 009	165 781
3 DOMSTC DISHWASHING MACHS	56 773	50 623	50 067	44 966	17 690	17 567
4 ELECTRIC SHAVERS, CLIPPERS	4 350	4 041	41 261	38 704	14 484	15 089
7 DOMESTIC ELECTRIC EQUIP NES	258 639	222 693	438 717	376 259	154 684	147 434
8 ELECTRO-THERMIC APPL NES	621 529	553 686	803 812	684 854	282 561	266 423
776 TRANSISTORS, VALVES, ETC	539 014	563 244	5 733 531	3 897 737	2 010 067	1 522 803
1 TV PICTURE TUBES	357 078	389 359	484 136	518 515	171 034	203 521
2 OTH ELECTRONIC TUBES ETC	15 258	10 226	191 305	177 360	67 197	69 306
3 DIODES, TRANSISTORS, ETC	25 756	23 227	1 138 908	850 966	400 613	333 626
4 ELECTRONIC MICROCIRCUITS	46 817	34 494	3 601 132	2 089 953	1 258 703	814 365
8 ELECTRONIC COMP PTS, CRYSTLS	94 105	95 938	318 050	260 943	112 520	101 985
778 ELECTRICAL MACHINERY NES	3 028 519	2 686 477	4 000 411	3 488 564	1 407 019	1 364 454
1 BATTERIES, ACCUMULATORS	613 081	531 224	536 473	454 785	188 210	177 671
2 ELECTRIC LAMPS, BULBS	164 151	160 341	404 626	389 057	142 701	152 595
3 AUTOMOTIVE ELECTRIC EQUIP	375 494	322 720	734 220	623 201	258 681	244 244
4 ELECTRO-MECH HAND TOOLS	120 254	106 632	402 683	361 402	142 277	141 324
8 OTH ELEC MACHV, EQUIP NES	1 755 539	1 565 560	1 922 409	1 660 119	675 150	648 620
781 PASS MOTOR VEH EXC BUSES	10 288 557	9 786 268	12 298 980	11 449 694	4 352 981	4 494 162
782 LORRIES, SPCL MTR VEH NES	1 113 091	1 151 211	1 144 435	1 140 163	404 300	447 101
1 LORRIES, TRUCKS	1 044 759	1 057 893	1 075 728	1 043 076	379 904	408 919
2 SPECIAL MOTOR VEHCLS NES	68 332	93 318	68 707	97 087	24 396	38 182
783 ROAD MOTOR VEHICLES NES	153 404	109 601	159 929	122 627	55 618	47 981
1 BUSES	58 935	48 937	78 695	70 208	27 611	27 409
2 TRACTORS FOR TR-TRAILERS	94 469	60 664	81 234	52 419	28 007	20 572
784 MOTOR VEHCL PTS, ACC NES	6 087 769	5 997 258	5 498 447	5 182 690	1 937 965	2 033 460
1 MOTOR VEHICLE CHASSIS	9 669	6 068	13 507	7 159	4 722	2 829
2 MOTOR VEHICLE BODIES	68 957	151 606	67 069	92 127	23 667	36 062
9 OTHER MOTOR VEHCL PARTS	6 009 143	5 839 584	5 417 871	5 083 404	1 909 576	1 994 569
785 MOTOR & OTHER CYCLES ETC	680 677	832 780	964 538	1 071 276	346 911	423 634
1 MOTORCYCLES ETC	287 223	370 097	494 629	568 678	178 802	226 128
2 BICYCLES, ETC NON-MOTOR	71 145	83 434	107 426	119 767	38 458	47 221
3 INVAL CARR, CYCLE ETC PTS	322 309	379 249	362 483	382 831	129 651	150 285
786 VEH NES NONMOTR, TRAILERS	872 707	850 032	414 514	393 756	146 566	155 033
1 TRAILERS, TRANSP CONTAINR	477 193	457 882	219 407	206 881	77 626	81 617
8 OTH NONMOTR VEHICLES ETC	395 514	392 150	195 107	186 875	68 940	73 416
791 RAILWAY VEHICLES	197 854	243 588	199 641	206 361	70 577	80 958
1 ELEC LOCOS NON-SELF-GEN	305	788	236	2 534	83	987
2 OTH RAIL LOCOMOTIVES ETC	3 859	3 354	381	2 304	128	912
3 MECHAN-PROPELLED RY CARS	20 888	39 127	49 658	90 762	18 388	35 164
4 PASSENGER CARS NOT POWRD	5 488	2 338	136	3 680	48	1 509
5 FRT, MAINT CARS NOT POWRD	39 007	111 632	5 633	16 568	2 028	6 455
9 RY TRACK FIXT, ETC, PTS	128 307	86 349	143 597	90 513	49 902	35 931
792 AIRCRAFT	92 369	114 199	10 453 574	11 159 189	3 669 708	4 392 486
1 HELICOPTERS	450	246	25 697	13 922	9 121	5 397
2 LIGHT AIRCRAFT NES	1 174	1 260	18 747	18 019	6 611	7 081
3 MEDIUM AIRCRAFT NES	1 205	1 619	78 363	132 809	26 990	51 821
4 HEAVY AIRCRAFT NES	41 742	53 137	6 909 697	7 511 232	2 426 057	2 960 779
8 AIRCRAFT NES, ASSOC EQUIP	934	1 944	13 194	93 631	4 691	36 671
9 AIRCRAFT PARTS, NES	46 864	55 993	3 407 876	3 389 576	1 196 238	1 330 737
793 SHIPS AND BOATS	8 582 576	7 232 465	788 143	602 812	277 471	236 960
1 WARSHIPS	-	-	-	-	-	-
2 SHIPS AND BOATS NON-WAR	8 239 128	7 159 673	703 522	585 344	248 514	230 039
3 VESSELS FOR BREAKING UP	52 990	38 500	464	236	166	92
8 SHIPS AND BOATS NES	290 458	34 292	84 157	17 232	28 791	6 829
801 INDUSTRIAL PLANT, CHAP 90	-	-	-	-	-	-
802 INDUSTRIAL PLANT, CHAP 94	-	-	-	-	-	-
812 PLUMBING, HEATING, LIGHTING EQUIP	1 890 869	1 863 873	1 021 206	940 247	359 540	367 918
1 CENTRAL HEATING EQUIPMNT	1 091 670	1 142 841	411 107	408 098	144 693	159 674
2 CERAMIC PLUMBING FIXTURES	380 500	330 189	137 265	119 035	48 531	46 743
4 LIGHTING EQUIPMENT	418 699	390 843	472 834	413 114	166 316	161 501
821 FURNITURE	5 314 285	4 772 395	3 540 957	3 233 670	1 248 375	1 268 363
1 CHAIRS, SEATS AND PARTS	1 520 714	1 402 914	1 206 164	1 103 789	426 020	433 338
2 MED FURN, STUFFED FURNSHGS	158 595	142 367	195 081	177 935	63 791	69 912
9 FURNITURE & FURN PTS NES	3 634 976	3 227 114	2 139 712	1 951 946	753 564	765 113

4 IMPORTS AND EXPORTS (SPECIAL TRADE) BY GROUPS AND SUBGROUPS OF THE SITC-REV. 11
4.1 IMPORTS

GROUP / SUBGROUP	1984 DT = 100 KG	1983	1984 1 000 DM	1983	1984 1 000 \$	1983
831 TRAVEL GOODS,HANDBAGS	336 326	327 764	842 032	771 066	297 571	302 901
842 MENS OUTERWEAR NOT KNIT	791 847	718 611	3 429 668	2 829 170	1 207 365	1 108 580
1 MENS OVERCOATS ETC	32 194	30 510	201 354	172 402	69 783	66 670
2 MENS SUITS	52 549	33 763	275 717	176 898	97 229	69 324
3 MENS TROUSERS,BREECHES	407 137	388 349	1 643 689	1 393 285	582 064	547 785
4 MENS JACKETS,BLAZERS ETC	39 223	35 413	263 525	225 508	92 923	88 545
9 OTHER MENS OUTERWEAR	260 744	230 576	1 045 383	861 077	365 366	336 256
843 WOMENS OUTERWEAR NONKNIT	887 320	755 571	5 217 680	4 200 933	1 844 212	1 649 250
1 WOMENS COATS & JACKETS	136 781	121 174	897 500	744 538	314 433	289 993
2 WOMENS SUITS & COSTUMES	47 217	28 127	318 790	203 005	113 161	80 218
3 WOMENS DRESSES	87 138	73 921	620 999	525 985	222 748	208 302
4 WOMENS SKIRTS	79 354	76 577	429 658	380 411	152 507	150 108
5 WOMENS BLOUSES	102 890	97 800	870 019	793 518	307 953	311 694
9 OTHER WOMENS OUTERWEAR	433 940	357 972	2 080 714	1 553 476	733 410	608 935
844 UNDERWEAR NOT KNIT	267 914	249 282	1 097 681	933 293	387 494	366 393
1 MENS SHIRTS NOT KNITTED	234 402	213 483	982 332	825 256	346 918	324 096
2 OTH MENS UNDERWEAR NONKN	12 919	13 924	38 556	35 714	13 564	13 904
3 WOMENS UNDERWEAR NONKNIT	20 593	21 875	76 793	72 323	27 012	28 393
845 OUTERWEAR KNIT NONELASTC	805 309	756 752	4 760 144	4 217 648	1 673 011	1 648 427
1 JERSEYS,PULLOVERS KNITT	509 137	489 566	3 292 513	2 881 215	1 151 418	1 120 794
2 WOMENS DRESSES KNITTED	90 603	106 808	504 893	604 278	179 442	238 209
9 OTHER OUTERWEAR KNITTED	205 569	160 378	962 738	732 155	342 151	289 424
846 UNDERWEAR KNITTED	531 505	515 518	2 117 364	1 958 162	753 762	774 013
1 UNDERWEAR KNITTD OF WOOL	2 191	2 263	15 179	15 644	5 185	6 058
2 UNDERWEAR KNITT OF COTTN	346 292	330 883	1 313 720	1 182 882	469 674	468 649
3 UNDERWEAR KNITT SYN FIBR	148 349	144 270	506 294	476 955	179 146	188 207
4 UNDERWEAR KNITT OTH FIBR	8 379	10 051	28 747	29 797	10 035	11 605
5 CORSETS,GARTERS,ETC	26 294	28 051	253 424	252 884	89 722	99 494
847 TXTL CLTHNG ACCESSRY NES	184 729	174 203	733 686	659 255	258 981	258 972
1 TXTL CLTHG ACSRY NONKNIT	34 392	32 919	205 082	189 023	72 143	74 099
2 CLTHNG ACCESSRY ETC KNIT	150 337	141 284	528 604	470 232	186 838	184 873
848 HEADGEAR,NONTXTL CLOTHNG	333 219	338 734	2 421 194	2 299 935	849 196	897 673
1 LEATHER CLOTHES,ACCESSRY	175 150	173 154	1 425 894	1 193 239	502 231	467 895
2 PLASTIC,RUBBER CLOTHING	93 539	93 994	143 251	127 864	50 674	50 116
3 FUR ETC CLOTHES,PROD	29 288	35 502	675 174	815 074	234 101	315 648
4 HEADGEAR	35 242	36 084	176 875	163 758	62 190	64 014
851 FOOTWEAR	1 312 724	1 306 192	4 461 963	3 979 061	1 577 293	1 564 068
871 OPTICAL INSTRUMENTS	16 474	16 416	391 648	335 075	137 176	130 227
872 MEDICAL INSTRUMENTS NES	107 976	102 804	875 078	748 734	307 692	293 009
873 METERS & COUNTERS NES	22 572	26 931	115 167	120 287	40 511	47 289
1 GAS SUPPLY METERS ETC	11 069	14 972	43 849	48 220	15 405	18 984
2 COUNTING DEVICES NONELEC	11 503	11 959	71 318	72 067	25 106	28 305
874 MEASURNG,CONTROLNG INSTR	263 733	240 707	3 980 849	3 404 304	1 397 071	1 331 836
1 SURVEYING INSTRUMENTS	2 122	2 230	70 515	67 992	24 781	26 714
2 MEASUR,DRAW ETC INST,PTS	44 237	42 470	198 573	169 874	69 902	66 484
3 GAS,LIQUID CONTROL INSTR	35 233	41 302	268 297	281 705	94 523	110 007
4 INSTR NON-MECH, NON-ELECT	3 293	3 346	60 628	57 493	21 258	22 455
5 MEAS,CONTRL,SCI INST NES	9 581	11 729	85 440	90 565	30 065	35 520
6 ELEC MEAS,CONTRL EQU NES	72 740	65 594	2 365 984	1 978 755	828 821	774 079
9 INSTR PARTS,ACCESSORIES	96 527	74 036	931 412	757 920	327 721	296 577
881 PHOTO APPAR & EQUIPT NES	78 444	83 789	795 734	792 895	279 668	310 315
1 CAMERAS STILL FLASH APP	29 872	31 918	515 118	506 838	180 833	198 288
2 CINEMA CAMERAS, PROJ,ETC	5 591	8 586	43 704	69 296	15 404	27 216
3 OTH PHOTO,CINE EQUIP NES	42 981	43 285	236 912	216 761	83 431	84 809
882 PHOTO,CINEMA SUPPLIES	599 177	578 777	1 953 144	1 738 222	687 396	679 426
1 CHEM PHOTO GOODS,RETAIL	246 638	258 797	254 348	265 338	89 605	103 756
2 PHOTO FILM EXC DEV CINMA	352 539	319 980	1 698 796	1 472 884	597 791	575 670
883 DEVELOPED CINEMA FILM	2 883	2 806	43 396	43 350	15 249	17 014
884 OPTICAL GOODS NES	26 505	24 624	769 583	699 831	271 497	274 244
1 OPTICAL ELEMENTS	14 803	15 258	442 489	431 013	155 718	168 699

4 IMPORTS AND EXPORTS (SPECIAL TRADE) BY GROUPS AND SUBGROUPS OF THE SITC-REV. 11
4.1 IMPORTS

GROUP / SUBGROUP	1984 DT * 100 KG	1983	1984 1 000 DM	1983	1984 1 000 \$	1983
2 SPECTACLES AND FRAMES	11 702	9 366	327 094	268 818	115 779	105 545
885 WATCHES AND CLOCKS	41 552	44 367	929 479	865 346	326 101	337 032
1 WATCHES, MOVEMENTS, CASES	16 197	15 578	760 223	699 716	266 528	272 306
2 CLOCKS, CLOCK & WATCH PTS	25 355	28 789	169 256	165 630	59 573	64 726
892 PRINTED MATTER	1 521 215	1 363 406	1 276 286	1 125 080	447 320	440 393
1 PRINTED BOOKS, GLOBES, ETC	459 802	437 038	517 942	474 799	181 764	185 883
2 NEWSPAPERS, PERIODICALS	412 602	336 680	224 971	184 875	79 203	72 506
4 PICTURE POSTCARDS ETC	22 808	28 408	62 831	60 597	22 110	23 769
8 PRINTED MATTER NES	626 003	561 280	470 542	404 809	164 243	158 235
893 ARTICLES OF PLASTIC NES	2 834 182	2 736 839	2 418 598	2 175 070	852 978	853 318
1 PLSTC PACKG CONTNRS, LIDS	997 211	971 033	647 104	598 261	227 997	234 652
2 PLSTC SANITRY, TOILET ART	170 188	184 841	205 850	178 182	72 751	70 004
3 PLASTIC ORNAMENTS	20 813	20 591	26 841	21 563	9 441	8 468
5 PLASTC ELEC LIGHT ARTICL	30 266	30 301	39 272	33 530	13 817	13 087
9 MISC PLASTIC ARTICLES	1 615 704	1 560 073	1 499 831	1 343 534	528 972	527 107
894 TOYS, SPORTING GOODS, ETC	937 394	890 227	1 747 040	1 576 410	613 170	615 358
1 BABY CARRIAGES, PTS NES	15 985	14 580	15 072	14 245	5 355	5 618
2 TOYS, INDOOR GAMES	614 085	570 513	1 164 630	1 038 156	407 771	404 153
6 NON-MILITARY ARMS & AMMO	29 781	27 858	64 548	57 303	22 809	22 489
7 OTH SPORT GDS, FAIR AMUSM	277 543	277 276	502 790	466 706	177 235	183 098
895 OFFICE SUPPLIES NES	136 807	121 327	378 700	306 308	133 372	119 990
1 BASE MTL OFFICE SUPPLIES	33 549	30 011	23 642	20 565	8 311	8 102
2 PENS, PENCILS, FOUNTN PENS	50 816	51 101	181 682	162 696	64 067	63 701
9 OTHER OFFICE SUPPLIES	52 442	40 215	173 376	123 047	60 994	48 187
896 WORKS OF ART ETC	42 380	45 311	547 311	483 362	193 825	189 295
897 GOLD, SILVER WARE, JEWELRY	9 084	8 919	611 490	566 250	214 609	221 023
2 IMITATION JEWELLERY	7 020	6 936	100 487	90 440	35 240	35 450
3 PREC JEWELRY, GLD-SILVWARE	1 940	1 887	491 828	461 146	172 593	179 847
4 PREC MTL INDUS, LAB EQUIP	124	96	19 175	14 664	6 776	5 726
898 MUSICAL INSTRUMENTS, PTS	440 138	424 790	1 805 461	1 593 171	634 839	623 185
1 PIANOS & OTH STRING INST	35 778	37 369	69 927	71 833	24 562	28 135
2 MUSICAL INSTRUMENTS NES	53 140	65 503	233 477	221 423	81 930	86 006
3 SOUND RECRONG TAPE, DISCS	328 512	303 289	1 448 467	1 255 145	509 460	491 636
9 MUSICL INSTR PTS, ACCESSRY	22 708	18 629	53 590	44 770	18 887	17 408
899 OTHER MANUFACTURED GOODS	784 017	755 590	1 270 636	1 125 352	447 956	441 244
1 CARVED, MOULDED GOODS	6 859	5 866	43 952	40 284	15 523	15 810
3 COMBUSTIBLE PRODUCTS ETC	313 064	286 324	228 499	200 728	79 910	78 238
4 UMBRELLAS, CANES ETC	89 061	85 501	112 308	107 860	39 978	42 589
6 HEARING, ORTHOPAEDIC AIDS	4 791	3 436	419 852	346 610	147 995	135 585
7 BASKETWORK, BROOMS ETC	280 567	281 433	203 972	192 671	72 114	75 894
8 SMALLWARES, TOILETRY ETC	44 499	41 319	118 487	105 840	41 848	41 484
9 OTHER MANUF GOODS NES	45 176	51 711	143 566	131 359	50 588	51 644
911 MAIL NOT CLASSED BY KIND 1)	-	-	-	-	-	-
931 SPECIAL TRANSACTIONS 2)	4 688 942	4 862 974	9 627 933	8 878 126	3 384 897	3 474 787
941 ZOO ANIMALS, PETS	10 567	10 948	27 057	28 483	9 541	11 138
951 WAR FIREARMS, AMMUNITION	9 657	8 622	38 428	39 447	13 593	15 416
961 COIN NONGOLD, NONCURRENT 1)	1 798	2 524	152 056	220 831	53 512	86 107
971 GOLD, NON MONETARY NES	1 889	2 454	2 421 126	1 972 378	855 456	776 627
972 GOLD COIN 1)	124	131	429 192	476 236	15 404	187 732
TOTAL	3 366 772 152	3 239 835 502	434 256 917	390 192 040	153 023 456	152 882 472

1) SEE INTRODUCTION, CIPHER 2.3 2) INCL. COMPLETE INDUSTRIAL PLANT N.E.S.

4 IMPORTS AND EXPORTS (SPECIAL TRADE) BY GROUPS AND SUBGROUPS OF THE SITC-REV. II
4.2 EXPORTS

GROUP / SUBGROUP	1984 DT * 100 KG	1983	1984 1 000 DM	1983	1984 1 000 \$	1983
001 LIVE ANIMALS	1 855 394	1 895 667	838 363	872 591	294 461	341 359
1 BOVINE CATTLE	1 299 312	1 417 990	581 728	657 559	204 234	257 264
2 SHEEP, LAMBS, GOATS	92 039	91 173	34 297	32 520	11 824	12 591
3 SWINE, LIVE	338 441	270 943	110 899	80 328	39 139	31 466
4 LIVE POULTRY	47 873	33 945	48 668	45 264	17 212	17 694
5 HORSES, ASSES, MULES	77 605	81 549	62 453	56 682	21 940	22 249
9 LIVE ANIMALS FR FOOD NES	124	67	318	238	112	95
011 MEAT FRESH, CHILDO, FROZEN	5 429 390	4 691 756	2 855 634	2 750 466	1 006 402	1 076 822
1 BOVINE MEAT FRESH, FROZEN	4 096 296	3 371 415	2 331 027	2 279 666	822 087	893 297
2 MUTTON ETC FRSH, CHLD, FRN	6 992	5 426	5 448	4 551	1 899	1 742
3 PIG MEAT FRESH, CHLD, FRZN	750 629	738 415	369 332	332 219	129 508	129 357
4 POULTRY FRESH, CHLD, FRZN	224 064	269 244	56 695	58 480	20 317	22 971
5 HORSE MEAT FRSH, CHLD, FRN	19 876	13 368	11 061	8 133	3 899	3 163
6 EDIBLE OFFAL FRESH, CH, FR	318 200	279 109	62 845	50 321	22 025	19 735
8 MEAT NES FRESH, CHLD, FRZN	13 333	14 759	19 226	17 096	6 657	6 557
012 MEAT DRIED, SALTED, SMOKED	120 807	122 337	80 613	77 445	28 391	30 324
1 PIG MEAT DRIED, SLTD, SMKD	115 654	112 431	79 566	75 759	28 027	29 678
9 MEAT NES DRIED, SLTD, SMKD	5 153	9 906	1 047	1 686	364	646
014 MEAT PREPD, PRSRVD, NES ETC	313 525	289 839	224 008	203 562	78 935	79 653
1 MEAT, FISH EXTRACTS, JUICES	662	373	1 333	983	469	386
2 SAUSAGES INCL TINNED	185 542	177 401	131 352	124 006	46 255	48 546
9 OTH PREPD, PRESRVD MEAT	127 321	112 065	91 323	78 573	32 211	30 721
022 MILK AND CREAM	25 163 392	24 316 266	2 772 765	2 351 927	973 825	922 294
3 MILK AND CREAM FRESH	16 264 440	15 993 328	1 057 999	960 591	370 091	375 015
4 MILK, CREAM PRESERVED ETC	8 898 952	8 322 938	1 714 766	1 391 336	603 734	547 279
023 BUTTER	848 352	1 047 206	547 005	725 366	193 387	286 122
024 CHEESE AND CURD	3 057 065	2 729 393	1 871 549	1 641 556	656 727	643 137
025 EGGS, BIRDS, FRESH, PRSRVD	420 790	391 622	125 164	102 279	44 118	39 930
1 EGGS, BIRDS, FRSH IN SHELL	387 952	351 561	106 863	82 323	37 660	32 087
2 EGGS, BIRDS, FR NOT I SHL	32 838	40 061	18 321	19 956	6 458	7 843
034 FISH FRESH, CHILLED, FROZN	658 370	669 712	272 285	277 516	96 267	109 450
1 FISH FRESH, CHLD, EX FILLT	119 262	109 193	39 318	34 280	13 929	13 562
2 FISH FROZEN, EXCL FILLETS	174 965	195 849	62 005	62 779	21 976	24 652
3 FISH FILLETS, FRESH, CHLDD	47 751	40 568	26 357	22 976	9 374	9 132
4 FISH FILLETS, FROZEN	316 392	324 102	144 605	157 481	50 988	62 104
035 FISH SALTED, DRIED, SMOKED	23 662	22 647	16 913	15 961	5 904	6 247
036 SHELL FISH FRESH, FROZEN	254 932	112 613	38 574	28 297	13 465	11 084
037 FISH ETC PREPD PRSRVD NES	329 131	305 398	216 723	204 100	75 997	79 885
1 FISH PREPD, PRESRVD NES	290 047	267 006	191 626	174 940	67 349	68 593
2 SHELL FISH PREPD, PRESVD	39 084	38 392	25 097	29 160	8 648	11 292
041 WHEAT ETC UNMILLED	18 027 929	11 134 502	792 692	491 894	284 229	191 999
1 DURUM WHEAT UNMILLED	364	1 405	50	116	18	48
2 OTHER WHEAT UNMILLED	18 027 565	11 133 097	792 642	491 778	284 211	191 951
042 RICE	447 621	403 891	70 384	59 219	24 789	23 127
1 RICE IN HUSK OR HUSKED	25 690	23 701	4 380	3 717	1 546	1 460
2 RICE SEMI-MILLED, MILLED	421 931	380 190	66 004	55 502	23 243	21 667
043 BARLEY UNMILLED	5 829 427	7 909 882	245 789	266 253	88 098	103 901
044 MAIZE UNMILLED	2 026 687	820 418	132 345	52 162	46 219	20 656
045 CEREALS NES UNMILLED	449 719	308 115	20 798	17 069	7 566	6 683
1 RYE UNMILLED	341 543	216 556	14 739	11 352	5 409	4 397
2 OATS UNMILLED	87 208	79 929	3 898	4 472	1 409	1 795
9 OTHER CEREALS UNMILLED	20 968	11 630	2 161	1 245	750	491
046 WHEAT ETC MEAL OR FLOUR	4 946 745	3 267 701	298 891	171 672	105 523	67 456
047 OTHER CEREAL MEALS, FLOUR	1 074 323	1 272 433	66 465	71 937	23 482	28 118
048 CEREAL ETC PREPARATIONS	4 258 269	4 690 550	992 560	902 908	349 599	353 981

4 IMPORTS AND EXPORTS (SPECIAL TRADE) BY GROUPS AND SUBGROUPS OF THE SITC-REV. II
4.2 EXPORTS

GROUP / SUBGROUP	1984 DT * 100 KG	1983	1984 1 000 DM	1983	1984 1 000 \$	1983
1 PREPD BREAKFAST FOOD ETC	1 055 283	1 305 791	178 632	162 678	63 114	63 944
2 MALT INCLUDING FLOUR	1 484 579	1 904 072	125 078	147 861	44 520	58 279
3 MACARONI, SPAGHETTI ETC	141 478	100 360	29 823	23 570	10 496	9 213
4 BAKERY PRODUCTS	1 331 328	1 165 103	542 229	468 416	190 245	183 083
8 OTH CEREAL PREPS, MALT EX	245 601	215 224	116 798	100 383	41 224	39 462
054 VEG ETC FRSH, SMLY PRSVD	4 383 746	3 364 721	448 668	416 442	159 373	163 718
1 POTATOES FRSH EXCL SWEET	2 366 334	1 399 622	70 034	41 206	24 572	15 822
2 LEGUMINOUS VEGTBLES DRY	108 309	100 066	18 446	16 106	6 566	6 358
4 TOMATOES FRESH	23 284	16 214	3 708	2 723	1 253	1 047
5 OTHER FRESH VEGETABLES	484 419	533 696	46 838	38 195	16 955	15 009
6 VEGETABLES SIMPLY PRESVD	530 692	525 034	73 491	69 079	25 895	26 739
8 EDIBLE VEG NES FRSH, DRY	870 708	790 089	236 153	249 133	84 132	98 743
056 VEGTBLES ETC PRSVD, PREPD	712 550	658 270	228 625	211 123	80 955	82 633
1 VEG DRIED EXCL LEGUMES	76 589	86 484	66 536	67 984	23 399	26 690
4 FLOUR ETC OF FRUIT, VEG	38 327	22 400	10 528	6 979	3 734	2 726
5 VEGTBLES PRSVD, PREPD NES	597 634	549 386	152 561	136 160	53 822	53 217
057 FRUIT, NUTS, FRESH, DRIED	1 454 395	1 608 159	303 388	285 239	106 986	111 341
1 ORANGES, TANGERINES ETC	275 684	176 299	28 489	19 853	10 347	7 953
2 LEMONS, GRAPEFRUIT ETC	129 746	130 404	17 836	19 503	6 131	7 504
3 BANANA, PLANTAIN, FRSH, DRY	43 857	34 036	7 099	5 207	2 516	2 050
4 APPLES FRESH	363 721	614 292	35 834	51 837	12 932	20 244
5 GRAPES FRESH OR DRIED	100 894	124 667	18 620	20 525	6 386	7 892
6 FIGS, FRESH OR DRIED	2 045	885	681	292	226	111
7 NUTS EDIBLE FRESH OR DRY	171 927	151 623	104 923	84 806	36 809	33 225
9 FRUIT FRESH OR DRIED NES	366 521	375 953	89 906	83 216	31 639	32 362
058 FRUIT PRESERVED, PREPARED	3 216 817	3 252 055	653 581	587 451	230 570	230 101
2 FRUIT PRESERVED BY SUGAR	740	583	760	570	262	220
3 FRUIT JAMS, JELLIES ETC	150 415	144 679	38 837	35 934	13 724	14 104
5 FRUIT OR VEGETABLE JUICE	2 502 652	2 525 872	390 665	335 225	137 935	131 230
6 FRUIT TEMPORARILY PRESVD	181 908	216 611	43 617	50 455	15 415	19 856
9 FRUIT PREPRD, PRESVD NES	381 102	364 310	179 702	165 267	63 234	64 691
061 SUGAR AND HONEY	11 292 765	12 269 117	946 300	1 006 875	331 666	397 943
1 RAW BEET AND CANE SUGAR	94 606	263 073	5 136	11 566	1 879	4 475
2 REFINED SUGAR ETC	9 283 986	10 461 606	743 323	829 837	260 304	328 811
5 MOLASSES	423 366	142 894	9 047	2 383	3 139	921
6 NATURAL HONEY	103 784	94 093	42 577	39 128	14 985	15 242
9 SUGARS AND SYRUPS NES	1 387 023	1 307 451	146 217	123 961	51 359	48 494
062 SUGAR PREPS NON-COCOA	480 412	395 093	230 459	188 710	80 832	74 002
071 COFFEE AND SUBSTITUTES	899 373	773 012	1 224 690	946 008	430 711	369 227
1 COFFEE GREEN, ROASTED, SUB	754 245	629 415	823 973	590 994	289 323	230 039
2 COFFEE EXTRACTS, ESSENCES	145 128	143 597	400 717	355 014	141 388	139 188
072 COCOA	729 906	651 499	621 361	468 595	217 950	183 379
1 COCOA BEANS RAW ROASTED	24 506	19 584	14 781	9 570	5 055	3 847
2 COCOA POWDER UNSWEETENED	276 608	245 376	144 915	88 622	50 800	34 626
3 COCOA BUTTER AND PASTE	428 792	386 539	461 665	370 403	162 095	144 906
073 CHOCOLATE AND PRODUCTS	943 096	791 943	612 662	489 630	212 904	190 799
074 TEA AND MATE	27 787	22 943	35 109	23 206	12 260	9 025
1 TEA	27 620	22 844	35 022	23 160	12 229	9 006
2 MATE	167	99	87	46	31	19
075 SPICES	59 775	51 877	71 908	59 771	25 401	23 327
1 PEPPER AND PIMENTO	16 168	12 183	13 840	8 642	4 860	3 370
2 SPICES, EXCL PEPPER, ETC	43 607	39 694	58 069	51 129	20 541	19 957
081 FEEDING STUFF FOR ANIMLS	35 609 521	38 354 027	2 070 457	2 044 844	726 926	802 736
1 HAY FODDER GREEN, DRY	6 903 464	8 171 901	82 775	91 303	28 836	35 432
2 BRAN, POLLARD, SHARPS, ETC	1 287 897	981 288	49 183	38 824	17 314	15 180
3 VEGETABLE OIL RESIDUES	12 158 451	15 025 666	730 241	878 934	257 689	347 253
4 MEAT OR FISH MEAL FODDER	2 686 121	2 060 410	292 207	234 263	103 126	91 718
9 FOOD WASTE AND FEED NES	12 573 588	12 114 762	916 051	801 520	319 959	313 153
091 MARGARINE AND SHORTENING	1 442 070	1 374 665	270 735	197 870	95 187	77 499
3 PIG, POULTRY FAT RENDERED	834 965	841 061	118 542	95 750	41 698	37 576
4 MARGARINE, EDIBLE FAT NES	607 105	533 604	152 193	102 150	53 489	39 923
098 EDIBLE PRODUCTS, PREPS NES	1 696 231	1 612 573	726 886	676 234	256 711	265 369
111 NON-ALCOHL BEVERAGES NES	61 241 246	61 889 257	156 171	147 320	55 420	57 866

4. IMPORTS AND EXPORTS (SPECIAL TRADE) BY GROUPS AND SUBGROUPS OF THE SITC-REV. 11
4.2 EXPORTS

GROUP / SUBGROUP	1984 DT = 100 KG	1983	1984 1 000 DM	1983	1984 1 000 \$	1983
112 ALCOHOLIC BEVERAGES	7 720 262	6 954 028	1 699 126	1 506 075	596 864	588 959
1 WINE OF FRESH GRAPES ETC	3 142 589	2 648 902	991 793	877 135	347 520	342 643
2 CIDER, PERRY, MEAD ETC	22 825	30 618	4 425	5 467	1 519	2 105
3 BEER, ALE, STOUT, PORTER	4 442 237	4 168 487	615 489	543 543	217 147	212 967
4 DISTILLED ALCOHOLIC BEVS	112 611	106 021	87 419	79 930	30 678	31 244
121 TOBACCO UNMNFCTRD, REFUSE	134 009	153 061	57 644	61 556	20 276	24 006
1 TOBACCO, NOT STRIPPED	59 329	77 299	17 110	23 710	6 023	9 249
2 TOBACCO STRIPPED	33 466	30 077	37 827	34 478	13 297	13 437
3 TOBACCO REFUSE	41 214	45 685	2 707	3 368	956	1 320
122 TOBACCO MFRS	535 570	505 412	1 184 879	1 121 426	416 211	439 368
1 CIGARS, CHEROOTS	7 166	6 546	37 284	36 900	13 180	14 487
2 CIGARETTES	481 386	469 410	1 091 244	1 049 407	383 390	411 176
3 OTHER MFD TOBACCO	47 018	29 456	56 351	35 119	19 641	13 705
211 HIDES, SKINS, UNDRESSED	1 414 236	1 204 409	559 975	363 681	196 730	142 346
1 BOVINE, EQUINE HIDES	1 140 576	975 652	476 908	307 803	167 320	120 475
2 CALF AND KIP SKINS	83 476	72 298	60 352	40 000	21 426	15 703
4 GOAT AND KID SKINS	434	187	783	271	265	106
6 SHEEP SKIN COMMON W WOOL	41 785	34 617	12 386	8 178	4 361	3 184
7 SHEEP SKIN WITHOUT WOOL	4 462	3 060	2 910	1 586	1 011	607
9 SKIN NES, WASTE, USED LTHR	143 503	118 595	6 636	5 843	2 347	2 271
212 FUR SKINS UNDRESSED	2 386	1 952	36 171	44 394	12 994	17 594
222 SEEDS FOR SOFT/FIXED OIL	1 189 032	912 814	147 701	106 948	50 499	41 008
1 GROUNDNUTS GREEN	53 715	45 910	13 865	9 701	4 851	3 747
2 SOYA BEANS, EXCL FLOUR	105 008	118 945	10 188	9 435	3 895	3 760
3 COTTON SEED, EXCL FLOUR	-	-	-	-	-	-
4 SUNFLOWER SEEDS	28 454	13 455	3 914	2 152	1 346	831
5 SESAME SEEDS	4 988	3 078	1 531	1 214	543	479
6 RAPE AND COLZA SEEDS	996 867	731 426	118 203	84 446	40 164	32 191
223 SEEDS FOR OTH FIXED OILS	105 155	82 871	19 944	13 572	7 015	5 295
1 COPRA EXCL FLOUR, MEAL	-	-	-	-	-	-
2 PALM NUTS AND KERNELS	178	40	11	18	4	7
4 LINSEED, EXCL FLOUR, MEAL	8 815	9 188	2 154	2 030	760	799
5 CASTOR OIL SEED	-	49	-	6	-	2
8 OIL SEEDS & FRUIT NES	49 428	32 648	10 868	6 098	3 824	2 378
9 OIL SEED FLOUR AND MEAL	46 734	40 946	6 911	5 420	2 427	2 109
232 NATURAL RUBBER, GUMS	43 959	31 871	14 777	10 032	5 214	3 893
233 RUBBER, SYNTHETIC, RECLAIMD	3 638 801	3 431 961	987 480	900 862	348 054	352 832
1 SYNTHETIC RUBBER ETC	3 260 717	3 049 126	956 925	873 296	337 260	342 020
2 RCLMD, SCRAP UNHARDND RUB	378 084	382 835	30 555	27 566	10 794	10 812
244 CORK RAW AND WASTE	996	845	764	658	269	259
245 FUEL WOOD NES, CHARCOAL	92 267	86 212	8 886	8 888	3 166	3 503
246 PULPWOOD, CHIPS, WOODWASTE	16 939 410	12 785 167	183 200	134 140	64 113	52 358
247 OTH WOOD ROUGH, SQUARED	7 197 330	6 544 365	182 925	155 097	64 563	60 768
1 SAW-, VENEER-LOGS CONIFER	3 804 964	3 429 876	83 314	71 166	29 344	27 796
2 SAW-, VENEER-LOGS NON-CON	1 799 766	1 527 701	56 764	43 892	20 152	17 287
9 PTPROPS, POLES, PILING, ETC	1 592 600	1 586 788	42 847	40 038	15 067	15 685
248 WOOD SHAPED	7 496 165	6 058 672	528 412	417 024	186 133	163 171
1 RAILWAY SLEEPERS, TIES	246 856	253 338	12 280	15 954	4 314	6 341
2 LUMBER SHAPED CONIFER	4 276 561	3 112 493	306 110	217 449	107 962	85 085
3 LUMBER SHAPED NON-CONIFR	2 972 748	2 692 841	210 022	183 621	73 857	71 745
251 PULP AND WASTE PAPER	9 044 448	6 541 876	381 679	244 567	135 378	95 882
1 WASTE PAPER	7 564 098	5 355 972	187 891	106 048	65 533	41 487
2 MECHANICAL WOOD PULP	21 930	12 389	1 009	510	348	204
6 CHEM WOOD PULP DISSOLVNG	536 310	271 186	75 926	37 138	26 893	14 547
7 SULPHATE WOOD PULP	57 056	44 356	7 386	4 248	2 597	1 737
8 SULPHITE WOOD PULP	836 685	848 042	110 498	93 973	38 947	36 865
9 OTHER CELLULOSIC PULPS	8 369	9 831	2 969	2 650	1 060	1 042
261 SILK	4 045	4 292	13 594	7 606	4 795	2 946
3 RAW SILK NOT THROWN	14	9	117	73	40	29
4 SILK WORM COCOONS, WASTE	4 031	4 283	13 477	7 533	4 755	2 917
263 COTTON	619 278	710 589	209 316	195 136	73 784	76 361

4 IMPORTS AND EXPORTS (SPECIAL TRADE) BY GROUPS AND SUBGROUPS OF THE SITC-REV. 11
4.2 EXPORTS

GROUP / SUBGROUP	1984 DT * 100 KG	1983	1984 1 000 DM	1983	1984 1 000 \$	1983
1 RAW COTTON, EXCL LINTERS	118 771	201 483	63 436	87 734	22 443	34 136
2 COTTON LINTERS	244 515	256 547	89 172	65 192	31 366	25 628
3 COTTON WASTE UNCOMBED	255 463	250 961	56 329	41 728	19 843	16 403
4 COTTON CARDED COMBED	529	1 598	379	482	132	194
264 JUTE, OTH TEX BAST FIBRES	10 348	5 989	934	413	323	163
265 VEG FIBRE, EXCL COTN JUTE	17 980	9 937	4 124	1 927	1 450	753
1 FLAX & RAMIE, TOW & WASTE	9 496	4 945	3 101	1 097	1 086	428
2 TRUE HEMP, TOW, WASTE	474	162	229	114	82	46
4 AGAVE FIBRES AND WASTE	3 447	2 751	303	325	109	126
5 MANILA FIBRE, TOW, WASTE	-	-	-	-	-	-
9 VEG TEXT FIBRE, WASTE, NES	4 563	2 079	491	391	173	153
266 SYNTHETIC FIBRE TO SPIN	3 052 804	2 981 484	1 375 648	1 246 094	485 869	488 738
5 DISCON SYNTH FIBRE UNCOMBED	2 358 201	2 273 590	1 052 700	942 666	371 321	369 762
6 CONTIN FILAMNT TOW SYNTH	624 235	644 742	280 359	266 371	99 580	104 384
7 DISCON SYNTH FIBRE COMBED	70 368	63 152	42 589	37 057	14 968	14 592
267 OTHER MAN-MADE FIBRES	941 467	786 067	362 555	283 183	128 312	110 983
1 REGENERATD FIBRE TO SPIN	526 882	427 596	278 469	221 539	98 570	86 911
2 WASTE OF MAN-MADE FIBRES	414 585	358 471	84 086	61 644	29 742	24 072
268 WOOL (EXC TOPS), ANML HAIR	158 117	146 638	138 487	113 321	48 780	44 478
1 WOOL GREASY, FLEECE-WASHED	16 077	19 662	7 266	8 464	2 534	3 335
2 WOOL DEGREASED	47 932	43 002	43 182	35 642	15 247	14 002
3 FINE HAIR UNCOMBED	7 531	8 143	28 266	27 991	10 003	10 976
5 COARSE HAIR UNCOMBED	6 603	7 412	5 054	5 320	1 784	2 073
6 WASTE OF WOOL, HAIR NES	70 030	63 707	35 754	27 264	12 590	10 719
7 WOOL OR HAIR COMBED	9 944	4 712	18 965	8 640	6 622	3 373
269 WASTE OF TEXTILE FABRICS	1 580 252	1 377 756	171 952	145 415	60 634	57 120
271 FERTILIZERS, CRUDE	1 419 943	1 148 612	10 941	7 971	3 859	3 120
1 ANIMAL, VEG FERTILZR, CRUDE	970 898	746 829	6 431	4 509	2 257	1 773
2 NATURAL SODIUM NITRATE	-	-	-	-	-	-
3 NATURAL PHOSPHATES NES	24 459	19 248	1 145	472	426	186
4 NTRL POTASSIC, SALTS, CRUDE	424 586	382 535	3 365	2 990	1 176	1 161
273 STONE, SAND AND GRAVEL	185 717 040	188 934 253	284 521	270 213	100 063	105 725
1 BLDG, DIMENSION STONE	11 321 268	11 179 399	34 316	31 874	12 077	12 482
2 CALCAREOUS STONE	3 227 769	3 465 652	33 219	33 416	11 722	13 113
3 SAND, EXCL METAL-BEARING	71 418 798	75 222 548	69 865	67 884	24 598	26 596
4 GRAVEL, CRUSHED STONE	99 749 205	99 066 654	147 121	137 039	51 666	53 534
274 SULPHUR ETC	5 109 377	4 628 619	180 914	152 549	63 076	60 148
1 SULPHUR	5 096 355	4 618 206	179 263	151 342	62 492	59 679
2 IRON PYRITES UNROASTED	13 022	10 413	1 651	1 207	584	469
277 NATURAL ABRASIVES NES	3 541 331	2 693 375	53 753	49 138	18 910	19 207
1 INDUSTRIAL DIAMONDS	-	-	11 326	10 004	3 994	3 914
2 OTHER NATURAL ABRASIVES	3 541 331	2 693 375	42 427	39 134	14 916	15 293
278 OTHER CRUDE MINERALS	108 700 272	102 719 423	632 085	605 419	222 682	237 681
2 REFRACTORY MINERALS NES	20 809 079	18 267 733	229 891	205 281	80 951	80 486
3 SALT	21 161 756	17 930 042	89 825	78 257	31 550	30 636
4 ASBESTOS CRDE, SPLY WRKD	149 277	342 601	27 388	60 979	9 812	24 251
5 QUARTZ, MICA, FELSPAR, ETC	1 461 858	1 568 961	22 042	21 174	7 760	8 312
6 SLAG, SCALINGS, DROSS, ETC	37 300 699	32 610 844	60 893	55 877	21 439	21 835
9 MINERALS CRUDE NES	27 817 603	31 999 242	202 046	183 851	71 170	72 161
281 IRON ORE, CONCENTRATES	354 997	473 673	1 442	1 950	508	753
4 ROASTED IRON PYRITES	324 782	389 323	445	679	155	268
5 IRON ORE CONC NOT AGGLOM	30 215	84 350	997	1 271	353	485
6 IRON ORE AGGLOMERATES	-	-	-	-	-	-
282 IRON AND STEEL SCRAP	32 683 722	29 766 654	1 090 521	712 748	384 616	277 041
286 URANIUM, THORIUM ORE, CONC	-	8 584	-	24	-	10
287 BASE METAL ORES, CONC NES	5 787 888	4 526 991	533 000	480 114	187 683	186 834
1 CPR ORE ETC INC CEMNT CP	11 351	52 309	6 200	28 876	2 286	11 060
2 NICKEL ORES, CONCENTRATES	17 859	55 531	21 837	53 350	7 793	20 526
3 ALUMINIUM ORES, ALUMINA	4 157 709	3 016 644	258 037	178 467	91 050	69 711
4 LEAD ORES, CONCENTRATES	30	7 406	1	286	1	117
5 ZINC ORES, CONCENTRATES	1 165 910	973 757	91 376	63 884	32 261	24 890
6 TIN ORES, CONCENTRATES	76	-	27	-	9	-
7 MANGANESE ORE, CONCENTRTE	7 569	40 206	531	1 076	188	435
9 NONFER ORE, CONCENTRTE NES	427 384	381 138	154 991	154 175	54 095	60 095

4 IMPORTS AND EXPORTS (SPECIAL TRADE) BY GROUPS AND SUBGROUPS OF THE SITC-REV. 11
4.2 EXPORTS

GROUP / SUBGROUP	1984 DT * 100 KG	1983	1984 1 000 DM	1983	1984 1 000 \$	1983
288 NONFERR METAL SCRAP NES	4 723 634	3 843 695	703 324	550 179	248 303	214 937
1 METALIFEROUS NONFER WSTE	2 632 978	1 995 713	165 116	157 910	58 092	61 662
2 OTH NONFER MTL SCRAP NES	2 090 656	1 847 982	538 208	392 269	190 211	153 275
289 PREC METAL ORE,WASTE NES	6 295	6 565	11 375	19 305	4 004	7 542
291 CRUDE ANIMAL MTRIALS NES	1 386 916	1 394 166	343 526	295 246	120 956	115 241
1 BONES, IVORY, HORNS, ETC	578 788	570 929	25 200	21 456	8 877	8 403
9 OTH ANIMAL MATERIALS NES	808 128	823 237	318 326	273 790	112 079	106 838
292 CRUDE VEG MATERIALS NES	808 260	734 912	628 720	562 319	221 469	221 644
2 NAT GUMS, RESINS, LACS, ETC	54 748	43 193	57 340	39 663	20 152	15 498
3 VEG PLAITING MATERIALS	14 868	15 429	8 607	8 681	3 034	3 400
4 VEG USED IN PHARMACY ETC	91 727	86 417	66 172	58 353	23 330	22 862
5 SEEDS, ETC FOR PLANTING	110 725	114 035	136 086	126 081	48 201	50 170
6 LIVE PLANTS, BULBS, ETC	386 967	344 717	160 591	144 675	56 180	56 712
7 CUT FLOWERS, FOLIAGE	45 143	32 734	30 475	22 391	10 540	8 728
9 OTH CRUDE VEG MATERIALS	104 082	98 387	169 449	162 475	60 032	64 274
322 COAL, LIGNITE, PEAT	116 891 565	113 045 500	2 537 882	2 345 512	894 646	918 534
1 ANTHRACITE, NOT AGGLOMRTO	21 361 819	19 107 283	707 476	633 465	249 324	249 144
2 OTH COAL, NOT AGGLOMERATO	83 526 465	86 507 255	1 687 547	1 613 694	594 894	630 746
3 LIGNITE, NOT AGGLOMERATED	3 070 224	2 149 787	35 753	25 991	12 495	10 212
4 PEAT, NOT AGGLOMERATED	8 933 057	5 281 175	107 106	72 362	37 933	28 432
323 BRIQUETS, COKE, SEMI-COKE	77 702 921	48 639 150	2 331 713	1 505 660	815 966	589 762
1 BRIQUETTES, OVOIDS ETC	11 800 039	8 550 367	313 962	223 519	109 227	87 275
2 COKE, SEMI-COKE, RTRT CRBN	65 902 882	40 088 783	2 017 751	1 282 141	706 739	502 487
333 CRUDE PETROLEUM	50 077	58 897	1 606	1 901	562	735
334 PETROLEUM PRODUCTS, REFIN	74 124 709	76 712 972	5 602 701	5 333 102	1 971 100	2 089 693
1 GASOLINE, OTH LIGHT OILS	14 355 186	16 726 908	1 155 583	1 294 052	408 253	508 260
2 KEROSENE, OTH MEDIUM OILS	11 459 833	10 534 085	984 248	894 885	345 361	349 958
3 GAS OILS	11 284 753	9 735 594	813 524	675 276	287 825	264 520
4 FUEL OILS, NES	31 876 523	35 125 206	1 652 756	1 588 795	578 542	621 731
5 LUBS PETROLEUM OILS NES	5 148 414	4 591 179	996 590	880 094	351 119	345 224
335 RESIDUAL PETRLM PROD NES	17 465 974	16 189 655	1 204 766	1 035 795	422 233	404 155
1 MINERAL JELLY, WAX	1 628 744	1 596 398	258 004	241 603	90 813	94 587
2 MINERAL TARS AND PRODCTS	5 191 678	4 487 141	383 920	307 037	133 835	120 079
3 MIN TAR PITCH, PITCH COKE	3 356 765	3 022 493	215 627	191 706	76 355	74 554
4 PETROLM BITUMEN, COKE NES	7 288 787	7 083 623	347 215	295 449	121 230	114 935
341 GAS NATURAL AND MANUFCTD	69 043 111	70 540 368	3 623 822	3 682 722	1 278 935	1 448 631
3 PETROLM GASES, LIQUEFIED	5 057 095	6 790 047	381 861	534 444	135 212	210 417
4 PETROLM GASES, GASEOUS	63 986 016	63 736 686	3 241 961	3 147 441	1 143 723	1 237 869
5 COAL GAS, WATER GAS ETC	-	13 635	-	837	-	345
351 ELECTRIC ENERGY MWH	10 896 818	802 278	802 278	726 182	286 185	286 054
411 ANIMAL OILS AND FATS	2 293 216	1 909 200	281 854	185 814	98 723	72 645
1 OILS OF FISH, WHALES ETC	33 600	41 081	3 877	3 690	1 348	1 459
3 ANIML OIL, FAT, GREASE NES	2 259 616	1 868 119	277 977	182 124	97 375	71 186
423 FIXED VEG OILS, SOFT	5 186 211	5 776 295	1 078 965	774 145	376 295	301 268
2 SOYA BEAN OIL	1 353 552	1 781 644	288 531	231 498	102 027	91 029
3 COTTON SEED OIL	51 952	131	14 285	27	5 321	10
4 GROUNDNUT, PEANUT OIL	13 733	31 090	4 702	5 856	1 631	2 288
5 OLIVE OIL	1 696	1 393	821	633	288	246
6 SUNFLOWER SEED OIL	732 506	1 049 880	175 971	165 571	61 622	63 599
9 OTH FIXED VEG OILS, SOFT	3 032 772	2 942 457	594 655	370 560	205 410	144 096
424 FIXED VEG OIL NONSOFT	1 257 529	1 059 253	328 314	184 042	115 874	71 616
1 LINSEED OIL	348 211	361 697	61 393	48 759	21 733	18 761
2 PALM OIL	212 530	200 609	51 360	31 271	18 131	12 165
3 COCONUT(COPRA)OIL	201 444	193 001	74 540	33 986	26 235	13 343
4 PALM KERNEL OIL	77 232	12 639	21 510	2 282	7 723	890
5 CASTOR OIL	36 540	47 236	16 785	16 697	5 963	6 505
9 FIXED VEGETABLE OILS NES	381 572	244 071	102 726	51 047	36 089	19 952
431 PROCESD ANML VEG OIL, ETC	4 560 422	3 976 704	881 548	588 925	310 623	230 269
1 PROCESD ANML VEG OIL NES	394 308	407 915	115 434	93 149	40 824	36 510
2 HYDROGENATED OIL, FAT	1 843 216	1 459 510	375 138	225 568	132 195	87 917
3 FATTY ACIDS ETC, RESIDUES	2 315 829	2 101 967	384 821	264 155	135 416	103 459
4 ANIMAL, VEGETABLE WAXES	7 069	7 312	6 155	6 053	2 188	2 383
511 HYDROCARBONS NES, DERIVS	24 653 162	23 196 783	3 355 250	2 949 472	1 185 185	1 146 967

4 IMPORTS AND EXPORTS (SPECIAL TRADE) BY GROUPS AND SUBGROUPS OF THE SITC-REV. II
4.2 EXPORTS

GROUP / SUBGROUP	1984 DT * 100 KG	1983	1984 1 000 DM	1983	1984 1 000 \$	1983
1 ACYCLIC HYDROCARBONS	6 826 296	7 130 885	952 194	953 574	336 427	370 778
2 CYCLIC HYDROCARBONS	8 961 313	8 183 046	1 254 438	1 049 617	443 450	406 220
3 HALOG DERIV OF HYDROCARB	8 489 367	7 548 441	1 043 906	862 534	368 358	337 303
4 HYDROCARB DERIV NONHALOG	376 186	334 411	104 712	83 547	36 950	32 666
512 ALCOHOLS, PHENOLS, ETC	12 126 862	11 459 421	2 655 364	2 246 775	935 159	878 304
1 ACYCLIC ALCOHOLS, DERIVS	9 929 966	9 323 459	1 942 768	1 636 633	684 078	640 331
2 CYCLIC ALCOHOLS, DERIVS	87 416	72 431	78 713	56 998	27 766	22 329
3 PHENOLS, PHEN ALCS, DERIVS	2 109 480	2 063 531	633 883	553 144	223 315	215 644
513 ORGANIC ACIDS, ETC	11 771 032	10 358 049	3 000 938	2 460 303	1 057 496	962 149
7 MONOACIDS AND DERIVS	6 082 685	5 709 739	1 546 057	1 315 145	545 384	513 944
8 POLYACIDS AND DERIVS	5 066 175	4 114 453	1 012 458	761 534	356 711	298 347
9 OXY-FUNCT ACIDS, DERIVS	622 172	533 857	442 423	383 624	155 401	149 858
514 NITROGEN-FUNCTN COMPOUNDS	5 999 661	4 769 353	4 439 183	3 534 614	1 564 080	1 380 402
5 AMINE-FUNCTION COMPOUNDS	1 657 262	1 306 591	910 204	707 671	320 710	276 414
6 OXYGEN-FUNCT AMINO-CMPNDS	1 063 836	987 572	1 631 088	1 351 365	573 281	526 680
7 AMIDE-FUNCT CMPD, EXC UREA	790 472	644 019	699 769	570 980	246 787	223 390
8 OTH NITROGEN FUNCT CMPDS	2 488 091	1 831 171	1 198 152	904 598	423 302	353 918
515 ORG-INORG COMPOUNDS ETC	2 309 544	2 028 032	2 728 189	2 426 314	963 113	952 429
4 ORGANO-SULPHUR COMPOUNDS	616 151	534 974	458 330	399 368	161 803	156 923
5 OTHR ORG-INORG COMPOUNDS	287 210	232 207	358 481	294 761	126 617	115 710
6 HETEROCYCLIC CMPDS ETC	1 382 300	1 236 018	1 733 447	1 557 650	611 746	610 973
7 SULPHONAMIDES, ETC	23 883	24 833	177 931	174 535	62 947	68 823
516 OTHER ORGANIC CHEMICALS	7 428 566	7 079 245	1 978 889	1 692 415	699 267	663 107
1 ETHERS, EPOXIDES, ACETALS	4 192 417	3 980 563	803 057	709 774	283 345	278 136
2 ALDEHYDE ETC FNCT CMPNDS	2 606 305	2 560 638	621 738	523 859	219 996	205 433
3 INORGANIC ESTERS, ETC	429 200	371 755	320 423	264 288	113 689	103 182
9 OTHER ORGANIC CHEMICALS	200 644	166 289	233 671	194 494	82 237	76 356
522 INORG ELEMNTS, OXIDES, ETC	37 539 437	32 920 925	2 913 985	2 439 241	1 027 662	956 212
1 CHEMICAL ELEMENTS	2 918 614	2 921 028	608 164	522 863	214 086	204 739
2 INORGANIC ACIDS ETC	9 058 558	9 326 613	550 159	453 903	193 921	177 980
3 HALGN, SULPHR CMPD NONMET	769 903	788 479	112 236	106 040	39 640	41 544
4 ZINC, IRON, LEAD ETC OXIDE	2 828 311	2 515 176	647 204	548 431	228 097	215 159
5 INORGANIC BASES ETC NES	21 964 051	17 369 629	996 222	808 004	351 918	316 790
523 OTHR INORGANIC CHEMICALS	20 822 184	18 503 951	2 316 582	1 901 361	815 679	745 444
1 METAL CMPD OF INORG ACID	9 007 696	8 877 373	651 642	570 390	229 713	223 500
2 CONTINUATION OF 5231	10 454 955	8 532 991	1 000 943	783 813	352 800	307 014
3 METALLIC ACID SALTS ETC	312 900	286 298	347 310	303 416	121 844	119 259
9 INORG CHEM PRODUCTS NES	1 046 633	807 289	316 687	243 742	111 322	95 671
524 RADIOACTIVE ETC MATERIAL	25 473	27 826	734 799	536 828	257 923	213 262
1 RADIOACTIVE ELEMENTS ETC	17 988	17 457	723 566	526 633	254 026	209 226
9 OTH RADIOACTIVE ETC MTLs	7 485	10 369	11 233	10 195	3 897	4 036
531 SYNT DYE, NAT INDO, LAKES	1 228 042	1 158 068	2 846 199	2 625 064	1 005 885	1 027 651
1 SYNTH ORGANIC DYESTUFFS	891 930	852 629	2 370 791	2 192 959	838 042	858 472
2 SYNTH LUMIN, INDO, LAKES	336 112	305 439	475 408	432 105	167 843	169 179
532 DYES NES, TANNING PRODS	976 208	890 353	231 895	203 058	81 902	79 714
2 DYE, TANN EXTRACTS, TANNINS	5 019	4 290	8 606	5 962	3 026	2 328
3 SYNTHETIC TANNING PRODS	971 189	886 063	223 289	197 096	78 876	77 386
533 PIGMENTS, PAINTS, ETC	8 196 205	7 545 531	3 023 227	2 687 851	1 065 928	1 053 492
1 COLOURING MATERIAL NES	2 618 922	2 452 757	821 951	737 195	289 530	289 029
2 PRINTING INKS	328 649	267 250	252 508	203 925	88 691	79 761
4 VARNISH, DISTEMPER, ETC	2 051 174	1 852 324	1 344 396	1 184 941	474 679	464 449
5 GLAZES, DRIERS, PUTTY ETC	3 197 460	2 973 200	604 372	561 790	213 028	220 253
541 MEDICINAL ETC PRODUCTS	1 024 006	967 752	6 126 655	5 424 792	2 160 007	2 126 235
1 VITAMINS, PROVITAMINS	202 897	197 225	729 238	705 641	258 477	276 961
3 ANTIBIOTICS	13 190	13 664	258 086	254 724	91 127	99 920
4 VEG ALKALOIDS AND DERIVS	61 872	56 608	364 356	263 840	128 223	103 224
5 HORMONES	904	733	288 482	259 792	102 028	101 900
6 GLYCOSIDES, GLANDS, SERA	13 283	12 920	250 618	194 407	88 180	76 035
7 MEDICAMENTS	606 502	575 409	3 767 895	3 339 898	1 326 851	1 308 679
9 PHARMACEUTICAL GOODS	125 358	111 193	467 980	406 490	165 121	159 516
551 ESSENTL OIL, PERFUME, ETC	117 333	116 756	333 866	291 683	117 679	114 304
3 ESSENTIAL OILS ETC	10 839	18 816	23 666	18 097	8 351	7 076
4 MIXED PERFUME SUBSTANCES	106 494	97 940	310 200	273 586	109 328	107 228
553 PERFUMERY, COSMETICS, ETC	819 650	689 251	949 907	783 076	334 236	306 659
554 SOAPS, CLEANING ETC PREPS	5 775 607	6 010 376	1 702 013	1 641 859	600 768	645 014

4 IMPORTS AND EXPORTS (SPECIAL TRADE) BY GROUPS AND SUBGROUPS OF THE SITC-REV. II
4.2 EXPORTS

GROUP / SUBGROUP	1984 DT = 100 KG	1983	1984 1 000 DM	1983	1984 1 000 \$	1983
1 SOAPS	301 009	300 664	135 802	123 851	47 691	48 528
2 WASHING PREPARATIONS ETC	5 218 795	5 461 347	1 475 693	1 434 026	521 212	563 540
3 POLISHES ETC	255 803	248 365	90 518	83 982	31 865	32 946
562 FERTILIZERS MANUFACTURED	52 056 543	45 178 602	1 631 839	1 291 370	577 448	506 171
1 CHEM NITROGENOUS FERTILZR	14 863 936	11 807 460	459 807	320 355	162 584	126 080
2 CHEM PHOSPHATIC FERTILZR	717 879	375 654	17 854	9 803	6 237	3 815
3 CHEM POTASSIC FERTILIZER	25 954 519	21 931 353	731 674	550 053	257 549	214 252
9 FERTILIZERS NES	10 520 209	11 064 135	422 504	411 159	151 078	162 024
572 EXPLOSIVES, PYROTECH PROD	162 408	161 794	159 346	143 696	55 679	56 059
1 PREPARED EXPLOSIVES	121 311	120 830	59 597	56 809	20 885	22 202
2 FUSES, PRIMERS, DETONATORS	10 654	11 231	41 691	37 180	14 689	14 556
3 PYROTECHNIC PRODUCTS	30 443	29 733	58 058	49 707	20 105	19 301
582 PROD OF CONDENSATION ETC	12 008 280	11 010 232	5 564 406	4 720 127	1 962 206	1 849 606
1 PHENOPLASTS	648 542	620 408	196 963	175 254	69 503	68 570
2 AMINOPLASTS	2 772 481	2 835 937	466 121	445 973	164 216	175 393
3 ALKYDS, OTHER POLYESTERS	3 274 751	2 858 967	1 705 818	1 413 995	602 101	553 707
4 POLYAMIDES	1 500 141	1 357 573	957 140	828 689	337 866	324 509
5 POLYURETHANES	1 060 057	959 686	664 635	579 128	234 226	227 038
6 EPOXIDE RESINS	422 401	353 730	281 737	235 230	99 267	92 237
7 SILICONES	434 742	333 191	455 437	359 901	160 266	140 979
8 ION EXCH. CONDENS ETC TYPE	744	449	1 011	632	353	241
9 OTH CONDENSATION ETC PROD	1 894 421	1 690 291	835 544	681 325	294 408	266 932
583 PROD OF POLYMERIZING ETC	31 618 175	29 230 453	9 739 388	8 251 271	3 433 014	3 229 288
1 POLYETHYLENE	8 257 137	8 206 478	2 249 648	2 015 228	794 121	786 360
2 POLYPROPYLENE	2 169 281	1 901 079	735 671	561 834	258 718	219 302
3 POLYSTYRENE, ITS COPOLYMR	5 842 253	5 236 744	1 686 549	1 393 626	594 574	545 917
4 POLYVINYL CHLORIDE	7 985 111	7 214 163	2 496 865	2 075 106	879 301	812 818
5 VINYL CHLOR, ACET COPOLYM	332 070	302 208	83 436	72 902	29 323	28 459
6 ACRYLIC POLYMERS ETC	1 854 131	1 683 169	723 647	637 493	254 823	250 186
7 POLYVINYL ACETATE	491 536	434 793	118 764	101 947	41 734	39 994
8 ION EXCH. POLYMR ETC TYPE	116 694	102 635	63 526	52 038	22 284	20 399
9 OTH PLYMZRZATION ETC PROD	4 569 962	4 149 184	1 581 282	1 341 097	558 136	525 853
584 CELLULOSE DERIVATIVES ETC	1 021 680	979 512	804 821	723 167	283 885	283 334
1 REGENERATED CELLULOSE	138 385	124 451	229 534	201 517	80 805	78 849
2 CELLULOSE NITRATES	180 000	173 063	89 541	82 494	31 465	32 386
3 CELLULOSE ACETATES	98 863	87 250	84 551	78 745	29 900	30 708
9 OTH CELL DERIV. VULC FBRE	604 432	594 748	401 195	360 411	141 715	141 390
585 PLASTIC MATERIALS NES	598 588	538 340	231 912	214 651	81 573	84 222
1 MODIFIED NATL RESINS ETC	57 654	45 243	23 177	18 055	8 166	7 093
2 OTH ART PLASTIC MTLs NES	540 934	493 097	208 735	196 596	73 407	77 129
591 PESTICIDES, DISINFECTANTS	2 266 239	1 910 707	2 374 982	1 996 845	841 042	789 643
1 INSECTICIDES, RETAIL ETC	576 826	493 745	632 310	520 743	223 326	205 220
2 FUNGICIDES, RETAIL ETC	661 886	506 831	749 621	596 421	265 350	236 262
3 HERBICIDES, RETAIL ETC	564 457	520 972	695 067	631 669	246 236	250 516
4 DISINFECTANTS ETC, RETAIL	463 070	389 159	297 984	248 012	106 130	97 645
592 STARCH, INULIN, GLUTEN, ETC	2 774 070	2 651 953	719 184	653 061	253 629	256 612
1 STARCHES, INULIN, GLUTEN	1 248 708	1 227 379	132 977	107 602	46 503	42 238
2 ALBUMINOIDAL SUBST, GLUES	1 525 362	1 424 574	586 207	545 459	207 126	214 374
598 MISC CHEMICAL PRODS NES	23 601 839	23 304 614	5 699 095	4 857 970	2 009 022	1 903 067
1 CHEMICALS FROM WOOD, RESIN	983 277	938 154	63 054	55 170	22 169	21 637
2 ANTI-KNOCK PREPS, ETC	755 926	681 445	306 858	255 954	107 790	100 650
3 ORGANIC CHEM PRODS NES	910 524	874 349	350 482	318 294	123 966	124 584
9 CHEM PRODS AND PREPS NES	20 952 112	20 810 666	4 978 701	4 228 552	1 755 097	1 656 196
601 INDUSTRIAL PLANT, CHAP 62	-	-	-	-	-	-
602 INDUSTRIAL PLANT, CHAP 68	1 419	1 746	470	431	159	173
603 INDUSTRIAL PLANT, CHAP 69	42 652	121 267	10 082	41 473	3 408	16 577
604 INDUSTRIAL PLANT, CHAP 70	338	466	2 012	754	728	306
605 INDUSTRIAL PLANT, CHAP 73	444 529	556 975	563 980	602 251	199 511	238 065
606 INDUSTRIAL PLANT, CHAP 76	2 225	6 732	6 666	17 403	2 463	7 070
607 INDUSTRIAL PLANT, CHAP 82	3 013	6 522	18 615	33 593	6 639	12 904
611 LEATHER	315 264	279 657	879 097	705 047	309 759	275 523

4 IMPORTS AND EXPORTS (SPECIAL TRADE) BY GROUPS AND SUBGROUPS OF THE SITC-REV. II
4.2 EXPORTS

GROUP / SUBGROUP	1984 DT * 100 KG	1983	1984 1 000 DM	1983	1984 1 000 \$	1983
2 LEATHER ARTIFIC, RECONST	130 237	104 850	1 294	33 864	14 541	13 272
3 CALF LEATHER	15 582	13 795	116 027	95 229	40 806	37 193
4 LEATHR BOVINE NES, EQUINE	146 077	142 045	507 831	413 417	179 266	161 665
5 LEATHER FROM SHEEP, LAMBS	10 655	7 782	104 996	66 912	36 818	26 070
6 LEATHER NES	9 005	8 908	94 759	87 029	33 363	33 950
8 LEATHER SPECIALLY FINSHD	3 708	2 277	14 190	8 596	4 965	3 373
612 LEATHER ETC MANUFACTURES	126 456	110 359	269 867	234 839	94 945	91 907
1 LEATHER BELTING ETC	1 711	1 694	19 226	16 627	6 778	6 511
2 HARNESS-MAKERS GOODS	5 023	4 162	25 180	21 725	8 819	8 484
3 PREPD PARTS OF FOOTWEAR	113 702	99 235	204 863	177 491	72 125	69 482
9 LEATHER MANUFACTURES NES	6 020	5 268	20 598	18 996	7 223	7 430
613 FUR SKINS TANNED, DRESSED	27 316	24 313	669 841	637 973	237 505	251 186
621 MATERIALS OF RUBBER	1 470 150	1 261 120	883 942	767 430	311 347	300 660
625 RUBBER TYRES, TUBES	3 234 623	3 111 361	2 109 131	1 937 173	743 260	759 435
1 TYRES NEW FOR MOTOR CARS	1 370 062	1 347 499	1 103 289	1 036 807	389 369	406 885
2 TYRES, NEW, BUS OR LORRY	771 091	632 506	557 171	450 650	195 711	176 264
3 TYRES NEW FOR AIRCRAFT	4 099	3 050	5 216	5 309	1 878	2 074
4 TYRES, NEW, MTR OR BICYCLE	56 919	51 701	58 224	50 802	20 548	19 941
9 OTH TYRES, TYRE CASES, ETC	1 032 452	1 076 605	385 231	393 605	135 754	154 271
628 RUBBER ARTICLES NES	511 998	492 904	1 042 782	930 944	367 236	365 384
1 HYGIENIC UNHROND RUBBER	19 136	19 126	58 972	58 692	20 780	23 027
2 RUBBER BELTING	173 985	176 913	257 382	243 691	90 476	95 575
9 OTH RUBBER ARTICLES NES	318 877	296 865	726 428	628 561	255 980	246 782
633 CORK MANUFACTURES	16 242	12 189	25 331	19 465	8 917	7 619
634 VENEERS, PLYWOOD, ETC	7 149 875	6 177 730	890 605	776 358	314 017	304 874
1 VENEER SHEETS	449 145	419 811	254 499	221 826	89 802	86 825
2 PLYWOOD OF WOOD SHEETS	246 827	224 202	53 677	46 080	19 224	18 252
3 IMPROVED, RECONSTIT WOOD	5 745 448	4 894 590	453 523	391 240	159 566	153 738
4 WOOD-BASED PANELS NES	290 270	269 528	65 476	58 229	23 132	22 873
9 WOOD SIMPLY SHAPED NES	418 185	369 599	63 430	58 983	22 293	23 186
635 WOOD MANUFACTURES NES	2 168 875	1 880 422	682 222	626 918	240 059	246 085
1 BOXES, CASES, CRATES	54 318	55 260	9 705	10 588	3 417	4 154
2 COOPRAGE PROD, INC STAVES	9 491	11 522	2 982	3 399	1 066	1 321
3 BUILDERS WOODWRK, PREFABS	938 627	844 055	385 179	360 642	135 465	141 663
4 WOOD MFRS, DOMESTIC ETC	77 647	73 826	91 762	81 723	32 177	31 937
9 OTHER WOOD MANUFACTURES	1 088 792	895 759	192 594	170 566	67 934	67 010
641 PAPER AND PAPERBOARD	30 362 161	25 933 542	6 065 421	4 833 811	2 131 491	1 894 193
1 NEWSPRINT	1 675 576	1 434 874	193 091	172 809	67 857	67 742
2 PRINTG, WRITING PAPER NES	13 144 515	11 126 044	2 710 092	2 065 793	952 217	809 660
3 KRAFT PAPER, PAPERBOARD	449 074	412 886	108 918	89 423	38 231	35 095
5 PAPER, PAPERBD, BULK NES	8 699 365	7 614 784	1 188 252	980 196	417 454	384 391
6 FIBREBOARD OF WOOD ETC	447 979	393 400	85 929	49 713	19 659	19 511
7 CORRUGATED PAPER ETC BLK	303 377	299 761	82 014	72 274	28 841	28 332
8 COATED ETC PAPER NES BLK	5 009 809	4 045 258	1 463 599	1 147 069	514 281	448 856
9 CONVERTED PAPER ETC NES	632 466	606 535	263 526	256 534	92 951	100 606
642 ARTICLES OF PAPER ETC	7 393 455	6 714 411	2 971 573	2 595 676	1 046 588	1 017 874
1 PAPER ETC CONTAINERS	2 945 238	2 595 700	951 006	828 314	335 161	324 440
2 CORRESPONDENCE STATIONRY	141 430	130 117	74 540	74 599	26 164	29 062
3 EXERCISE BOOKS ETC	274 650	237 518	173 653	146 407	60 711	57 292
4 PAPER ETC CT TO SIZE NES	1 476 678	1 154 006	601 540	499 779	212 067	196 116
8 PAPER ETC ARTICLES NES	2 555 459	2 597 070	1 170 834	1 046 577	412 485	410 964
651 TEXTILE YARN AND THREAD	4 823 369	4 244 655	5 069 429	4 129 241	1 785 569	1 620 337
1 SILK YARN AND THREAD	465	323	6 704	4 253	2 355	1 668
2 WOOL, HAIR YARN, INCL TOPS	277 177	204 715	555 451	386 864	195 567	151 932
3 COTTON YARN	526 203	313 755	555 105	309 085	194 252	120 311
4 SYN FIB YRN, BULK, MONOFIL	3 017 669	2 790 423	2 798 669	2 438 341	987 230	957 517
5 YARN OF 6514 AT RETAIL	38 844	36 506	120 492	107 876	42 328	42 249
6 DISCON SYN FIB BLEND YRN	272 555	225 967	324 787	255 695	114 198	100 238
7 REGEN FIBRE YARN, MONOFIL	525 795	489 878	597 486	529 027	210 619	207 957
8 YARN OF 6517 AT RETAIL	1 456	780	8 209	4 253	2 891	1 668
9 TEXTILE FIBRE YARN NES	163 205	182 308	102 526	93 847	36 129	36 797
652 COTTON FABRICS, WOVEN	1 208 824	1 055 416	2 599 855	2 166 535	915 840	849 782
1 GREY WOVEN COTTON FABRIC	417 757	348 655	509 176	382 187	179 480	150 455
2 WOVEN COTTON BLCHD, ETC	791 067	706 761	2 090 679	1 784 348	736 360	699 327
653 WOVN MAN-MADE FIB FABRIC	1 177 689	1 103 429	2 667 526	2 406 458	938 680	943 291
1 CONT SYNT WEAVES NONPILE	367 967	347 040	599 952	513 977	210 868	201 449
2 DISC SYN TXTL FABRIC NES	92 986	92 690	231 182	220 966	81 620	87 046
4 DISC SYN BLEND FABRIC NES	327 897	295 977	922 709	818 330	324 549	321 112

4 IMPORTS AND EXPORTS (SPECIAL TRADE) BY GROUPS AND SUBGROUPS OF THE SITC-REV. 11
4.2 EXPORTS

GROUP / SUBGROUP	1984 DT * 100 KG	1983	1984 1 000 DM	1983	1984 1 000 \$	1983
5 CONT REGN WEAVES NONPILE	160 888	146 412	353 547	309 751	124 446	121 004
6 DISC REGN TXTL FABRC NES	82 731	78 350	155 063	148 039	54 462	57 969
8 DISC REG BLEND FABRC NES	47 415	45 997	121 791	119 072	42 825	46 637
9 MAN-MADE PILE ETC FABRIC	97 805	96 963	283 282	276 323	99 910	108 074
654 OTH WOVEN TEXTILE FABRIC	237 705	212 917	714 996	599 096	252 919	234 975
1 SILK FABRICS WOVEN	3 753	3 144	62 867	52 465	22 021	20 530
2 WOVEN WOOL,HAIR NONPILE	84 361	75 772	360 351	304 129	127 992	119 440
3 WOVN WOOL ETC FABRIC NES	52 045	48 680	169 850	142 587	60 088	55 882
4 WOVEN FLAX,RAMIE FABRICS	4 943	4 334	21 949	15 062	7 568	5 788
5 WEAVES OF FIBRES OF 2640	27 899	26 329	18 104	16 714	6 418	6 589
6 GLASS FIBRE FABRIC	61 563	50 632	74 970	60 505	26 398	23 737
9 WOVEN FABRICS NES	3 141	4 026	6 905	7 634	2 434	3 009
655 KNIT ETC FABRICS	460 534	462 347	1 048 106	1 070 555	370 587	420 136
1 KNIT ETC SYNTH FAB NONEL	315 792	325 568	702 057	742 097	248 169	291 257
2 OTHER KNIT ETC FAB NONEL	141 664	133 464	337 676	319 473	119 463	125 336
3 KNIT ETC FABRIC,ELASTIC	3 078	3 315	8 373	8 985	2 955	3 543
656 LACE,RIBBONS,TULLE,ETC	84 427	74 601	289 472	255 237	101 970	100 057
657 SPECIAL TEXTILE ETC PROD	1 591 345	1 498 240	2 191 333	1 964 461	772 483	770 310
1 FELT AND ARTICLES NES	287 572	255 802	241 272	204 144	84 971	79 964
2 BONDED FIBRE TEXTLS NES	444 625	402 432	546 074	475 759	192 645	186 339
3 COATED ETC TEXTILES NES	557 951	557 387	741 665	711 511	261 641	279 522
4 ELASTIC FAB ETC NOT KNIT	9 039	8 086	25 799	22 162	9 068	8 692
5 CORDAGE AND MANUFACTURES	126 795	126 813	98 256	91 225	34 840	35 921
6 HAT BODIES	928	741	8 543	6 626	3 032	2 587
7 TEXTILES FOR MACHINERY	130 712	115 449	430 897	364 850	151 432	142 760
9 SPECL TEXTILE PRODS NES	33 723	31 530	98 827	88 114	34 854	34 525
658 TEXTILE ARTICLES NES	370 435	309 429	693 987	586 120	243 740	229 544
1 BAGS,SACKS OF TEXTILES	116 334	89 388	47 680	28 304	16 576	11 078
2 MADE-UP CANVAS GOODS	40 003	41 594	65 724	70 263	25 072	28 046
3 BLANKETS ETC NON ELECTRC	40 516	32 393	81 472	74 186	28 282	28 790
4 LINENS ETC	101 327	82 559	285 373	232 463	99 983	90 765
9 OTH TEXTILE ARTICLES NES	72 255	63 495	209 738	180 904	73 827	70 865
659 FLOOR COVERINGS ETC	711 528	654 262	798 747	748 649	281 449	293 893
1 LINOLEUM ETC	68 948	71 769	29 663	28 576	10 463	11 213
2 CARPETS ETC KNOTTED	17 391	13 247	174 703	161 534	61 650	63 475
3 KELEM,SCHUMACKS ETC RUGS	996	1 038	2 747	2 763	964	1 070
4 WOOL CARPETS ETC NES	35 254	36 574	64 299	72 471	22 696	28 487
5 MAN-MADE TXTL CARPTS NES	427 939	383 236	424 686	391 621	149 398	153 581
6 OTH TXTL CARPETS ETC NES	154 056	140 078	98 397	87 181	34 765	34 293
7 PLAITS & PLAITED PRODS	6 944	8 320	4 252	4 503	1 513	1 774
661 CEMENT ETC BUILDING PROD	28 102 633	28 845 065	506 454	500 516	178 021	195 613
1 LIME	3 577 111	3 974 649	45 681	50 976	16 058	19 908
2 CEMENT	22 812 820	23 105 368	265 535	268 708	93 439	104 946
3 BUILDING STONE ETC WORKD	399 406	360 863	46 754	41 004	16 470	15 996
8 MNRL BLDG PRD UNFIRD NES	1 313 296	1 404 185	148 484	139 828	52 054	54 763
662 CLAY,REFRACTORY BLDG PRD	13 345 941	13 441 006	1 484 425	1 448 612	524 445	568 186
3 REFRACTORY BUILDING PROD	5 866 127	6 102 416	773 375	758 137	273 238	297 087
4 BRICK ETC NONREFRACTORY	7 479 814	7 338 590	711 050	690 475	251 207	271 099
663 OTH NONMETAL MINERAL MFS	12 380 603	11 389 452	1 970 089	1 705 402	693 607	668 594
1 GRINDING STONES ETC	161 413	141 980	261 537	212 753	91 968	83 353
2 ABRASIVE CLOTHS ETC	220 007	201 191	307 702	270 117	108 521	105 899
3 MINRL MFS NES NONCERAMIC	9 426 130	8 607 124	403 669	321 567	142 031	125 907
5 MINRL INSULATING PROD NES	1 298 901	1 208 586	200 166	177 805	70 494	69 759
7 REFRACTORY WARE NONBLDG	464 670	411 042	236 313	203 307	82 958	79 573
8 ASBESTOS,FRICTION PRODS	262 908	279 158	321 203	312 981	113 352	122 965
9 CERAMIC ARTICLES NES	546 574	540 371	239 499	206 872	84 283	81 138
664 GLASS	6 576 604	6 879 640	1 627 011	1 524 840	573 429	597 666
1 GLASS NONOPTICAL,PLAIN	722 143	891 057	239 117	199 147	84 114	78 203
2 OPTICAL GLASS UNWRKD ETC	31 346	21 247	119 010	84 053	41 963	32 813
3 DRAWN,BLOWN GLASS UNWRKD	223 357	148 759	57 412	50 024	20 234	19 656
4 GLASS SURFACE-GROUND ETC	2 896 168	3 230 635	273 362	294 837	96 559	115 663
5 CAST,ROLLED GLASS UNWRKD	750 971	705 870	68 467	64 549	24 176	25 284
6 GLASS CONSTRUCTION PRODS	167 309	175 277	22 130	22 056	7 750	8 633
7 SAFETY GLASS	266 140	262 739	128 188	117 658	45 014	46 179
8 SHEET GLASS METAL-COATED	438 870	334 103	202 677	163 634	71 447	63 995
9 GLASS NES	1 080 300	1 109 953	516 648	528 882	182 172	207 240
665 GLASSWARE	5 485 441	4 886 284	1 197 899	1 075 526	421 875	421 159
1 BOTTLES ETC OF GLASS	4 670 698	4 139 802	426 313	378 842	150 254	148 427
2 HOUSEHLD,HOTEL ETC GLASS	510 025	468 933	467 124	421 489	164 436	165 068
8 GLASS ARTICLES NES	304 718	277 549	304 462	275 195	107 185	107 664
666 POTTERY	678 568	647 020	782 119	741 124	275 582	290 662

4 IMPORTS AND EXPORTS (SPECIAL TRADE) BY GROUPS AND SUBGROUPS OF THE SITC-REV. 11
4.2 EXPORTS

GROUP / SUBGROUP	1984 DT = 100 KG	1983	1984 1 000 DM	1983	1984 1 000 \$	1983
4 PORCELN. CHINA HOUSE WARE	479 541	457 569	529 353	488 762	186 549	191 774
5 COARSE CERAMIC HOUSEWARE	75 867	78 566	63 816	64 556	22 495	25 298
6 CERAMIC ORNAMENTS ETC	123 160	110 885	188 950	187 806	66 538	73 590
667 PEARL, PREC., SEMI-P STONE	4 128	3 429	495 192	475 860	175 014	188 847
1 PEARLS UNSET, UNSTRUNG	8	6	50 364	40 097	18 110	15 855
2 DIAMONDS NONINDUST. UNSET	-	-	181 328	174 468	63 875	70 159
3 PREC., SEMI-PR STONES NES	3 875	3 201	237 240	237 328	83 822	93 431
4 SYNTH PREC., SEMI-P STONE	245	222	26 260	23 967	9 207	9 402
671 PIG IRON ETC	8 129 636	6 916 992	822 790	621 305	289 790	243 133
2 PIG IRN, SPIEGELEISEN ETC	5 308 486	4 545 713	225 003	205 937	79 062	80 926
3 IRON, STL POWDER, SHOT, ETC	234 938	557 754	36 588	38 028	12 949	15 098
6 FERRO-ALLOYS	2 586 212	1 813 525	561 199	377 340	197 779	147 109
672 IRON, STL PRIMARY FORMS	40 819 285	28 347 992	3 512 903	2 291 661	1 231 985	892 039
4 IRN, STL INGOTS, LUMPS, ETC	1 879 908	140 804	135 378	17 185	47 206	6 743
5 IRN, STL BLOOMS, SLABS, ETC	15 694 833	9 845 861	1 033 769	585 367	361 622	227 939
7 IRN, STL COIL FR REROLLNG	23 244 544	18 361 327	2 343 756	1 689 109	823 157	657 357
673 IRON AND STEEL SHAPES	28 335 026	24 638 902	3 151 445	2 659 229	1 107 447	1 041 815
1 IRON, STEEL WIRE ROD	8 485 719	7 192 282	725 410	570 089	253 965	222 449
2 IRON, STEEL BARS ETC	10 314 716	9 134 009	1 483 338	1 262 795	521 907	495 052
3 IRON, STEEL PROFILES ETC	9 534 591	8 312 611	942 697	626 345	331 575	324 314
674 IRN, STL UNIV. PLATE, SHEET	57 006 765	53 694 760	6 866 657	6 087 272	2 414 032	2 383 157
1 IRON OR STEEL UNIVERSALS	950 755	1 088 533	98 244	107 463	34 399	42 036
4 IRN STL HVY PLATE, ROLLED	12 134 875	10 452 001	1 241 013	1 055 413	436 897	413 874
5 IRN, STL MED PLATE, ROLLED	2 635 397	2 100 923	337 936	250 782	118 831	97 781
6 IRN, STL THIN PLATE, ROLLD	26 763 179	25 873 994	3 116 194	2 774 240	1 093 865	1 085 860
7 TINNED PLATES, SHEETS	2 866 042	3 484 697	470 745	549 462	166 425	214 970
9 OTH IRN, STL PLATES, SHEET	11 656 517	10 694 612	1 602 525	1 349 912	563 615	528 636
675 IRON, STEEL HOOP, STRIP	13 369 502	11 761 568	2 180 668	1 862 632	767 304	730 372
676 RAILWAY RAILS ETC IRN, STL	1 878 555	2 147 844	184 654	207 318	65 227	81 209
677 IRN, STL WIRE EXCL W ROD	3 294 808	2 986 396	647 791	558 816	227 924	219,278
678 IRON, STL TUBES, PIPES, ETC	40 118 353	35 822 532	6 296 480	5 710 687	2 209 242	2 241 845
1 CAST IRON TUBES, PIPES	2 153 749	2 048 784	233 213	217 397	82 457	85 584
2 IRN, STL SEAMLESS TUBES	17 053 667	12 941 495	2 797 580	2 139 965	982 936	838 737
3 IRON, STL TUBE, PIPE NES	10 292 888	7 678 177	1 461 394	1 170 776	512 832	460 231
4 STL HIGHPRESSURE CONDUIT	9 579 088	12 171 141	1 074 233	1 491 891	374 298	586 127
5 IRON, STEEL TUBE FITTINGS	1 038 961	982 935	730 060	690 658	256 719	271 166
679 IRN, STL CASTINGS UNWORKE	1 421 491	1 160 298	415 601	347 679	146 206	136 503
3 IRON, STL FORGINGS ROUGH	439 346	348 638	157 435	126 678	55 364	49 637
4 IRN STL CASTINGS ROUGH	982 145	811 660	258 166	221 001	90 842	86 866
681 SILVER, PLATINUM, ETC	10 795	13 693	873 582	1 203 429	306 764	471 690
1 SILVER UNWKO, PARTLY WRKO	10 499	13 434	408 716	871 877	143 897	341 623
2 METALS OF PLATINUM GROUP	296	259	464 866	331 552	162 867	130 067
682 COPPER EXC CEMENT COPPER	5 549 857	5 100 056	3 609 174	3 105 760	1 271 061	1 214 235
1 COPPER NES, ALLOYS, UNWRT	790 427	997 352	358 965	447 885	126 485	174 307
2 COPPER, ALLOYS WORKED	4 759 430	4 102 704	3 250 209	2 657 875	1 144 576	1 039 928
683 NICKEL	217 841	230 338	436 635	376 606	154 176	148 001
1 NICKEL, ALLOYS UNWROUGHT	103 434	143 479	126 209	154 694	45 262	61 189
2 NICKEL, ALLOYS WORKED	114 407	86 859	310 426	221 912	108 914	86 812
684 ALUMINIUM	8 321 743	8 112 715	4 926 708	3 963 731	1 738 538	1 548 932
1 ALUMINIUM, ALLOYS, UNWRGHT	2 939 394	3 171 529	1 254 983	1 090 201	444 741	425 380
2 ALUMINIUM, ALLOYS WORKED	5 382 349	4 941 186	3 671 725	2 873 530	1 293 797	1 123 552
685 LEAD	1 232 389	1 369 343	259 155	266 092	91 175	104 698
1 LEAD, ALLOYS UNWROUGHT	1 057 423	1 200 300	198 769	215 206	69 949	84 075
2 LEAD, ALLOYS WORKED	174 966	169 043	60 386	52 886	21 226	20 623
686 ZINC	1 472 275	1 553 471	444 022	337 118	156 921	131 423
1 ZINC, ALLOYS UNWROUGHT	1 212 558	1 303 461	342 041	259 436	121 011	101 005
3 ZINC, ALLOYS WKD, INC DUST	259 717	250 010	101 981	77 682	35 910	30 418
687 TIN	53 546	54 395	140 064	131 528	48 701	51 496
1 TIN, ALLOYS UNWROUGHT	42 108	43 260	106 109	100 335	36 752	39 330
2 TIN, ALLOYS WORKED	11 438	11 135	33 955	31 193	11 949	12 166

4 IMPORTS AND EXPORTS (SPECIAL TRADE) BY GROUPS AND SUBGROUPS OF THE SITC-REV. II
4.2 EXPORTS

GROUP / SUBGROUP	1984 DT = 100 KG	1983	1984 1 000 DM	1983	1984 1 000 \$	1983
688 URANIUM, THORIUM, ALLOYS	37	40	316	539	107	224
689 NON-FER BASE METALS NES	71 582	63 616	234 691	145 838	82 317	56 995
1 TUNGST, MOLYB, TANTAL, MAGN	35 363	30 946	119 104	79 850	41 860	31 190
9 BASE METALS NES, CERMETES	36 219	32 670	115 587	65 988	40 457	25 805
691 STRUCTURES AND PARTS NES	4 292 151	5 231 294	2 162 976	2 778 579	763 801	1 096 209
1 STRUCTURES, PARTS IRN, STL	3 919 946	4 872 590	1 666 559	2 251 312	588 739	889 043
2 STRUCTURES, PARTS ALUMNM	372 205	358 704	496 417	527 267	175 062	207 166
692 METAL TANKS, BOXES, ETC	1 705 563	1 583 017	850 574	798 952	299 058	313 486
1 MTL STORAGE, MF TANKS, ETC	307 293	289 439	163 374	166 301	57 202	65 034
4 MTL TRANSPORT BOXES ETC	1 398 270	1 293 578	687 200	632 651	241 856	248 452
693 WIRE PRODUCTS NON ELECTR	2 255 111	2 117 415	671 092	579 696	236 358	227 402
1 WIRE ROPES ETC	941 482	878 240	385 008	329 237	135 499	129 187
2 IRON, STEEL FENCING WIRE	27 728	32 220	5 701	9 359	1 994	3 654
5 METAL FENCING, GAUZE, ETC	1 285 901	1 206 955	280 383	241 100	98 865	94 561
694 STL, COPPR NAILS, NUTS, ETC	1 712 711	1 491 478	1 198 987	1 010 589	422 515	396 560
695 TOOLS	958 000	899 322	3 100 140	2 777 220	1 090 284	1 086 670
1 HAND TOOLS, AGRIC FOREST	59 642	54 313	62 672	55 359	22 183	21 981
3 OTHER HAND TOOLS	584 792	563 036	1 297 834	1 206 242	457 200	472 774
4 BLADES, TIPS, ETC FR TOOLS	313 566	281 973	1 739 634	1 515 619	610 901	591 915
696 CUTLERY	139 507	123 233	686 589	601 232	241 821	235 757
697 BASE MTL HOUSEHOLD EQUIP	1 007 508	940 067	1 192 978	1 116 333	419 427	438 152
3 DMSTC HEATG, COOKG APPARA	342 356	311 889	456 350	419 087	160 057	164 537
4 BASE MTL DMSTC ARTIC NES	318 109	309 169	435 325	425 857	153 369	167 282
6 BASE MTL INDR SANIT WARE	312 124	286 378	224 969	199 169	79 225	78 076
8 BASE MTL HOUSE EQUIP NES	34 919	32 641	76 334	72 220	26 776	28 257
699 OTHER METAL MANUFACTURES	4 920 119	4 502 510	5 022 334	4 418 060	1 770 217	1 732 396
1 LOCKSMITHS WARES, ETC	1 080 520	984 592	1 683 360	1 508 987	593 603	592 038
2 IRON, STL CHAIN AND PARTS	452 491	398 436	315 024	281 632	110 918	110 380
3 PINS, HOOKS, EYES, ETC	82 576	79 028	188 786	172 108	66 602	67 496
4 SPRINGS AND LEAVES	522 514	434 722	348 411	293 044	122 760	115 119
6 BASE MTL MISC ARTICLES	534 730	465 240	468 459	401 487	165 142	157 513
7 IRN, STL ARTICLES NES	1 517 990	1 465 556	985 918	914 501	347 369	358 913
8 MFRS NES OF CPR, NIKL, ETC	696 988	650 651	848 145	717 352	298 754	280 749
9 BASE MTLs WRT & MFRS NES	32 310	24 285	184 231	128 949	65 049	50 188
700 INDUSTRIAL PLANT, CHAP 84	810 427	1 511 946	2 532 606	3 273 090	891 313	1 288 931
703 INDUSTRIAL PLANT, CHAP 85	414 204	405 383	1 822 096	1 273 621	657 205	499 647
704 INDUSTRIAL PLANT, CHAP 86	-	64	-	49	-	20
705 INDUSTRIAL PLANT, CHAP 87	-	187	-	439	-	179
711 STEAM BOILERS & AUX PLNT	258 718	301 139	374 329	381 945	131 112	150 831
1 STEAM BOILERS ETC	158 598	190 815	228 555	208 778	79 528	82 660
2 AUXILIARY BOILER PLANT	27 911	44 074	36 357	64 607	12 913	25 512
9 PTS NES OF APP OF 711	72 209	66 250	109 417	108 560	38 671	42 659
712 STEAM ENGINES, TURBINES	121 427	111 955	590 140	592 615	207 243	232 171
6 STM POWER UNITS & ENGINES	79 652	60 029	335 158	289 591	117 075	114 031
9 ST POWER UNITS PARTS NES	41 775	51 926	254 982	303 024	90 168	118 140
713 INTRNL COMBUS PISTN ENGN	4 349 320	3 792 634	7 173 808	6 546 030	2 524 862	2 565 280
1 PISTN AIRCFT ENGN & PTS	3 026	2 911	7 650	7 577	2 731	2 970
2 PISTN ENGN FR MTR VEHCLS	1 749 679	1 636 571	2 582 252	2 373 082	908 515	929 461
3 PISTON ENGINES, MARINE	92 279	114 897	436 561	543 994	153 143	213 892
8 PISTON ENGINES NES	401 273	401 284	814 426	859 613	286 244	336 698
9 PISTON ENGINE PTS NES	2 103 063	1 634 971	3 332 919	2 761 764	1 174 229	1 082 259
714 ENGINES & MOTORS NES	31 545	39 591	1 833 722	1 411 123	639 124	552 520
4 REACTION ENGINES	4 748	3 912	606 026	383 515	210 417	149 274
8 GAS TURBINES NES	4 694	10 388	273 121	276 598	96 221	108 078
9 ENGINE & MOTOR PTS NES	22 103	25 291	954 575	751 010	332 486	295 166
716 ROTATING ELECTRIC PLANT	1 080 498	1 116 233	2 466 038	2 439 729	867 538	954 925

4 IMPORTS AND EXPORTS (SPECIAL TRADE) BY GROUPS AND SUBGROUPS OF THE SITC-REV. II
4.2 EXPORTS

GROUP / SUBGROUP	1984 DT * 100 KG	1983	1984 1 000 DM	1983	1984 1 000 \$	1983
1 DC MOTORS & GENERATORS	168 672	145 429	503 878	469 598	189 908	183 970
2 AC MTRS & GENS, GEN SETS	681 693	742 948	1 415 337	1 518 717	497 134	593 753
3 ROTARY CONVERTERS	29 879	27 337	82 510	75 779	29 039	29 555
9 PTS NES OF ROT ELEC PLNT	199 254	200 519	428 313	375 635	151 457	147 647
718 OTH POWER GENERATG MACHY	227 507	185 223	1 502 402	1 189 237	522 049	452 903
7 NUCLEAR REACTORS, PTS NE	8 022	7 450	973 799	719 790	335 679	280 335
8 WIND, WATER, ETC ENGINES	219 485	177 773	528 603	439 447	186 370	172 568
721 AGRIC MACHY, EXC TRACTORS	2 238 831	2 079 217	2 290 040	2 182 472	812 984	860 717
1 CULTIVATING MACHINERY	367 286	328 698	304 032	275 317	107 502	108 754
2 HARVESTING ETC MACHINES	1 514 923	1 424 134	1 608 925	1 504 979	572 234	594 497
3 DAIRY MACHINERY NES	30 751	35 951	114 550	117 455	40 454	45 922
9 AGRICULTURE MACHINES NES	325 871	290 434	262 533	284 721	92 794	111 544
722 TRACTORS NON-ROAD	1 924 294	2 031 205	2 026 347	2 118 527	708 917	834 420
3 TRACK-LAYING TRACTORS	1 308	648	462	293	159	110
4 WHEELED TRACTORS NES	1 922 986	2 030 557	2 025 885	2 118 234	708 758	834 310
723 CIVIL ENGINEERG EQUIP ETC	3 586 876	3 141 741	3 598 870	3 396 177	1 264 155	1 333 015
3 MECHANICAL ROAD ROLLERS	261 163	231 917	300 204	281 993	106 021	110 748
4 CONST, MINING MACHNY NES	2 121 275	1 872 470	2 099 008	1 922 994	735 980	754 157
9 CONSTR ETC MACHY PTS NES	1 204 438	1 037 354	1 199 658	1 191 190	422 154	468 110
724 TEXTILE, LEATHER MACHNRY	1 756 564	1 521 441	5 880 277	4 980 582	2 067 173	1 949 730
3 SEWING MACHS, NEEDLES ETC	114 317	106 343	904 570	792 237	317 442	310 620
4 SPINNING, EXTRDNG, ETC MCH	639 723	483 220	1 859 825	1 383 407	653 567	540 907
5 WEAVING, FELT MFG, ETC MCH	328 661	314 909	902 503	823 523	317 076	321 760
6 AUXIL TKTL MCH & PTS NES	116 846	92 785	589 742	504 499	207 998	197 909
7 TEXTILE MACHINERY NES	498 607	470 157	1 412 565	1 257 887	496 818	493 079
8 SKIN, LEATHER WORKNG MACH	58 410	54 027	211 072	219 029	74 272	85 455
725 PAPER ETC MILL MACHINERY	546 881	491 900	1 545 780	1 279 192	542 622	498 789
1 PAPER & PULP MAKING MCHY	142 396	124 506	335 256	242 948	117 427	94 408
2 PAPER ETC PRODDCT MF MACH	247 143	225 558	747 002	652 001	262 367	254 324
9 PTS NES OF MACHS OF 725	157 342	141 836	463 522	384 243	162 828	150 057
726 PRINTG, BKBINDG MACHY, PTS	850 419	813 258	3 330 094	3 005 366	1 165 394	1 176 046
3 TYPESET MCH ETC, TYPE ETC	65 841	64 917	316 693	248 376	111 000	96 877
4 PRINTING PRESSES	573 721	559 205	2 075 409	1 957 460	724 476	766 156
7 OTH PRINTG & ANCILL MACH	46 434	40 803	232 337	166 772	81 409	65 437
8 BOOKBINDING MACHY & PTS	76 127	72 819	309 297	283 626	108 915	111 124
9 PTS NES OF MCH OF 7263/7	88 296	75 514	396 358	349 132	139 594	136 452
727 FOOD MACHRY NON-DOMESTIC	268 908	274 089	959 364	898 942	337 570	351 532
1 GRAIN WORKING MCHY & PTS	35 627	44 908	75 013	77 815	26 434	30 459
2 OTH FOOD PROC MCHY & PTS	233 281	229 181	884 351	821 127	311 136	321 073
728 OTH MACHY FOR SPCL INDUS	3 434 258	2 953 091	8 906 104	7 505 410	3 127 916	2 936 859
1 MACH-TOOLS FR SPCL INDUS	479 997	409 867	1 163 134	931 259	408 315	364 055
3 OTHR MINERAL WORKG MACHY	863 936	922 815	1 215 016	1 256 280	428 104	493 000
4 MACHY FOR SPCL INDUS NES	2 090 325	1 620 409	6 527 954	5 317 871	2 291 497	2 079 804
736 MACHINE TOOLS FOR METAL	1 806 133	1 739 746	5 859 206	5 723 602	2 060 513	2 236 433
1 METAL CUTTING MACH-TOOLS	918 608	796 541	2 948 203	2 794 690	1 035 351	1 090 268
2 METAL FORMING MACH-TOOLS	460 062	482 498	907 700	895 468	319 385	349 884
7 OTH METALWRKG MACH-TOOLS	194 362	238 180	819 550	995 365	289 028	389 419
8 WORK & TOOL HOLDERS ETC	72 541	67 266	328 480	280 401	115 926	109 778
9 PTS NES OF TOOLS OF 736	160 560	155 261	855 273	757 678	300 823	297 084
737 METALWORKING MACHNRY NES	1 191 791	1 027 539	1 296 506	1 301 204	455 865	510 064
1 FOUNDRY EQUIPT & PTS NES	602 018	484 396	174 966	244 390	61 474	96 405
2 ROLLING MILLS AND ROLLS	422 881	408 009	326 383	389 660	115 052	153 201
3 WELDING, BRAZING, ETC MCHS	166 892	135 134	795 157	667 154	279 339	260 458
741 HEATING, COOLING EQUIPMNT	1 855 076	1 649 257	3 884 490	3 496 636	1 365 986	1 369 618
1 GAS GENERATORS	6 675	3 779	18 956	15 010	6 531	5 778
2 BURNERS, MECH STOKERS, ETC	90 539	86 912	287 465	244 581	100 940	95 995
3 INDUS FURNACES ETC & PTS	494 653	345 914	810 886	698 023	283 968	272 720
4 NONDOM REFRIG EQUI & PTS	363 298	327 172	506 004	465 301	178 296	182 779
5 AIR-CONDITIONING MACHNRY	104 143	98 098	232 491	221 356	81 769	86 948
6 HEATING, COOLING EQU NES	795 768	787 382	2 028 688	1 852 365	714 482	725 397
742 PUMPS FOR LIQUIDS ETC	780 407	769 141	2 988 940	2 676 189	1 051 345	1 049 369
1 RECIPROCATING PUMPS NES	260 247	230 265	1 257 618	1 010 746	442 523	396 284
2 CENTRIFUGAL PUMPS NES	250 129	263 212	625 860	672 508	219 743	263 569
3 ROTARY PUMPS NES	86 206	75 960	315 624	276 679	111 109	108 437
8 OTHER PUMPS FOR LIQUIDS	28 124	37 228	99 918	110 506	35 079	43 837
9 PTS NES OF PUMPS OF 742	155 701	162 476	689 920	605 750	242 891	237 242
743 PUMPS NES, CENTRIFUGES ETC	1 610 595	1 595 105	3 884 378	3 665 348	1 367 378	1 437 508

4 IMPORTS AND EXPORTS (SPECIAL TRADE) BY GROUPS AND SUBGROUPS OF THE SITC-REV. II
4.2 EXPORTS

GROUP / SUBGROUP	1984 DT = 100 KG	1983	1984 1 000 DM	1983	1984 1 000 \$	1983
1 PUMPS FOR GASES ETC	601 114	592 945	1 203 199	1 156 041	424 374	454 218
2 PUMP & COMPRESSR PTS NES	87 519	77 399	370 785	344 765	130 647	135 015
3 FREE-PTSN GEN FR GAS TUR	92	53	773	284	271	112
4 FANS,BLOWERS,ETC & PTS	190 328	183 263	513 926	458 590	180 759	179 799
5 CENTRIFUGES	88 821	83 696	389 726	378 136	137 244	148 172
6 GAS & LIQUID FILTERS ETC	456 306	488 886	929 362	920 973	326 859	361 126
9 PTS NES OF APP OF 7435,6	186 415	168 863	476 607	406 559	167 224	159 066
744 MECHANICAL HANDLING EQU	2 923 802	2 821 797	4 035 727	3 882 606	1 418 309	1 523 651
1 FORK LIFT TRKS,ETC & PTS	716 925	607 873	818 511	707 321	287 606	276 770
2 LIFTING,LOADING MACH NES	1 620 430	1 688 330	2 337 899	2 333 239	821 098	916 143
9 PTS NES OF MACHY OF 7442	586 447	525 591	879 317	842 046	309 605	330 738
745 NONELEC MACHY,TOOLS NES	1 191 995	1 063 524	4 879 025	4 176 765	1 712 870	1 634 608
1 POWER TOOLS NONELEC,PTS	79 112	70 367	511 037	436 323	178 554	170 346
2 OTH NONELEC MCHS,PTS NES	1 112 883	993 154	4 367 988	3 740 442	1 534 316	1 464 262
749 NONELEC MACH PTS,ACC NES	4 096 840	3 653 285	8 770 778	7 964 339	3 090 425	3 123 117
1 BALL,ROLLER,ETC BEARINGS	840 769	681 231	1 983 988	1 646 366	698 852	644 613
2 COCKS,VALVES ETC NES	926 559	955 607	2 965 858	2 806 294	1 045 587	1 100 441
3 SHAFT,CRANK,PULLEY ETC	1 599 127	1 399 466	2 491 502	2 328 731	878 478	914 158
9 OTH NONELEC MCHY PTS NES	730 385	616 981	1 329 430	1 182 948	467 508	463 905
751 OFFICE MACHINES	247 880	247 162	1 473 875	1 339 230	517 513	525 227
1 TYPEWRITERS,CHEQUE-WRTRS	98 110	96 715	585 513	584 607	206 321	229 695
2 CALCULATNG,ACCTG,ETC MCH	15 073	11 450	180 640	142 552	63 750	55 789
8 OFFICE MACHINES NES	134 697	138 997	703 722	612 071	247 442	239 743
752 AUTOMTIC DATA PROC EQUIP	279 675	247 917	5 687 274	4 761 120	1 990 044	1 857 112
1 ANALOG,HYBRID COMPUTERS	150	170	7 912	5 668	2 742	2 167
2 DIGITAL COMPUTERS	42 760	39 230	1 194 233	943 357	417 447	368 600
3 DIGITL CENTRL PROCESSORS	44 936	49 089	927 362	1 001 020	325 453	388 926
4 DIGITL CENTRL STOR UNITS	12 338	30 185	226 382	613 084	78 125	247 106
5 ADP PERIPHERAL UNITS	177 425	127 825	3 267 559	2 159 085	1 143 970	835 186
8 OFF-LINE DATA PROC EQUIP	2 066	1 418	63 826	38 906	22 307	15 127
759 OFFICE & ADP MCH PTS,ACC	173 448	128 853	3 952 976	3 147 663	1 388 489	1 231 140
1 OFFICE MACHINE PARTS NES	63 860	47 165	413 513	316 955	145 712	124 132
9 ACCTG,ETC,ADD MCH PTS,AC	109 588	81 688	3 539 463	2 830 708	1 242 777	1 107 008
761 TELEVISION RECEIVERS	591 756	590 638	1 813 245	1 785 724	635 354	697 837
1 COLOUR TV RECEIVERS	585 046	568 487	1 792 584	1 701 018	628 076	664 309
2 MONOCHROME TV RECEIVERS	6 710	22 151	20 661	84 706	7 278	33 528
762 RADIO BROADCAST RECEIVRS	95 859	86 542	585 533	504 232	206 868	197 167
1 MTR VEHIC RADIO RECEIVERS	26 693	23 253	381 187	321 415	135 161	125 898
2 PORTABLE RADIO RECEIVERS	15 419	11 269	79 538	59 758	28 022	23 245
8 OTHER RADIO RECEIVERS	53 747	52 020	124 808	123 059	43 685	48 024
763 SOUND RECORDRS,PHONOGRPH	145 391	103 638	1 318 705	868 534	461 150	339 896
1 ELECTRIC GRAMOPHONES ETC	27 093	25 123	88 030	75 140	30 734	29 445
8 OTHR SOUND APPARATUS ETC	118 298	78 515	1 230 675	793 394	430 416	310 451
764 TELECOM EQPT,PTS,ACC NES	515 184	520 982	5 246 635	4 839 052	1 840 894	1 894 393
1 LINE TELEPHONE,ETC EQUIP	75 003	62 506	1 289 419	1 229 666	452 573	479 045
2 MICROPH,LOUDSPKR,AMPLIFR	68 539	67 711	210 613	201 537	74 010	78 998
3 TV,RADIO TRANSMITTRS ETC	11 975	11 770	585 970	472 755	206 743	185 552
8 TELECOMM EQUIPMENT NES	8 899	7 228	532 938	485 636	186 346	190 596
9 PTS NES OF EQUIPMT OF 76	350 768	371 767	2 627 695	2 449 458	921 222	960 202
771 ELECTRIC POWER MACHY NES	826 394	787 521	1 550 918	1 378 530	545 193	542 439
1 TRANSFORMERS,ELECTRICAL	428 632	427 699	652 976	601 822	229 333	237 099
2 OTH ELEC POWER MACHY NES	397 762	359 822	897 942	776 708	315 860	305 340
772 SWITCHGEAR ETC & PTS NES	1 255 391	1 186 654	7 631 577	6 750 936	2 689 651	2 648 515
1 SWITCHGEAR ETC	1 212 436	1 149 233	6 225 255	5 574 083	2 193 793	2 185 408
2 PRINTED CIRCUITS,PTS NES	16 323	10 030	1 154 455	916 877	407 051	361 101
3 FIXED,VARIABLE RESISTORS	26 632	27 391	251 867	259 976	88 807	102 006
773 ELECTR DISTRIBUTING MACH	1 757 735	1 689 967	1 740 003	1 616 538	613 500	633 208
1 INSULATED WIRE,CABLE	1 619 818	1 568 166	1 531 489	1 445 162	539 817	566 005
2 ELECTRC INSULATING EQUIP	137 917	121 801	208 514	171 376	73 683	67 203
774 ELECTRO-MEDCL,XRAY EQUIP	91 367	92 280	1 814 297	1 743 596	638 789	682 034
1 ELECTRO-MEDICAL EQUIPMNT	13 564	13 009	378 492	348 758	133 183	136 577
2 X-RAY APPARATUS	77 803	79 271	1 435 805	1 394 838	505 606	545 457
775 HOUSEHOLD TYPE EQUIP NES	2 730 747	2 600 754	3 713 260	3 448 381	1 304 695	1 351 624
1 HOUSEHOLD LDRY EQUIP NES	771 430	739 068	697 146	676 751	244 843	265 909

4 IMPORTS AND EXPORTS (SPECIAL TRADE) BY GROUPS AND SUBGROUPS OF THE SITC-REV. II
4.2 EXPORTS

GROUP / SUBGROUP	1984 DT * 100 KG	1983	1984 1 000 DM	1983	1984 1 000 \$	1983
2 DOM REFRIGERATRS, FREEZRS	492 117	484 411	479 253	469 992	168 742	184 797
3 DOMSTC DISHWASHING MACHS	347 777	311 007	393 232	357 453	138 469	140 332
4 ELECTRIC SHAVERS, CLIPPERS	16 479	15 170	211 054	179 679	73 885	69 883
7 DOMESTIC ELECTRIC EQUI NES	348 427	305 555	695 805	607 551	245 022	237 899
8 ELECTRO-THERMIC APPL NES	754 517	745 543	1 236 770	1 156 955	433 734	452 804
776 TRANSISTORS, VALVES, ETC	527 500	473 660	4 240 296	2 921 828	1 489 149	1 143 469
1 TV PICTURE TUBES	380 683	414 886	444 732	483 982	157 115	189 973
2 OTH ELECTRONIC TUBES ETC	2 633	2 973	213 538	180 071	75 274	70 528
3 DIODES, TRANSISTORS, ETC	18 489	14 498	964 739	756 136	339 683	296 164
4 ELECTRONIC MICROCIRCUITS	17 101	11 273	2 309 437	1 313 397	808 427	513 137
8 ELECTRONIC COMP PTS, CRYSTLS	108 594	30 030	307 850	188 242	108 650	73 667
778 ELECTRICAL MACHINERY NES	3 295 227	3 018 042	6 333 508	5 569 928	2 227 169	2 182 590
1 BATTERIES, ACCUMULATORS	946 160	890 315	711 664	619 445	250 082	242 237
2 ELECTRIC LAMPS, BULBS	261 788	258 275	759 078	707 159	267 328	277 669
3 AUTOMOTIVE ELECTRIC EQUIP	774 960	680 919	1 646 095	1 390 349	579 864	545 878
4 ELECTRO-MECH HAND TOOLS	242 606	206 901	891 655	778 904	313 139	304 585
8 OTH ELEC MACHY, EQUIP NES	1 069 713	981 632	2 325 016	2 074 071	816 756	812 221
781 PASS MOTOR VEH EXC BUSES	26 073 496	25 186 380	47 097 098	41 410 809	16 497 155	16 221 456
782 LORRIES, SPCL MTR VEH NES	5 725 676	6 562 098	6 052 185	6 924 513	2 126 273	2 727 295
1 LORRIES, TRUCKS	5 137 692	5 849 008	5 193 256	5 758 658	1 823 972	2 266 758
2 SPECIAL MOTOR VEHCLS NES	587 984	713 090	858 929	1 165 855	302 301	460 537
783 ROAD MOTOR VEHICLES NES	1 644 473	1 431 977	2 178 415	2 062 876	768 248	811 297
1 BUSES	519 038	331 250	823 979	597 343	291 132	235 769
2 TRACTORS FOR TR-TRAILERS	1 125 435	1 100 727	1 354 436	1 465 533	477 116	575 528
784 MOTOR VEHCL PTS, ACC NES	14 734 648	12 857 090	17 080 706	15 331 026	6 017 060	6 017 357
1 MOTOR VEHICLE CHASSIS	215 548	298 817	404 012	492 333	142 936	193 789
2 MOTOR VEHICLE BODIES	116 912	98 018	124 154	106 736	43 498	42 022
9 OTHER MOTOR VEHCL PARTS	14 402 188	12 460 255	16 552 540	14 731 957	5 830 626	5 781 546
785 MOTOR & OTHER CYCLES ETC	420 951	375 078	688 545	562 946	242 155	221 141
1 MOTORCYCLES ETC	70 897	57 088	266 963	183 533	92 955	71 937
2 BICYCLES, ETC NON-MOTOR	137 605	121 949	137 577	120 112	48 760	47 415
3 INVAL CARR, CYCLE ETC PTS	212 449	196 041	284 005	259 301	100 440	101 789
786 VEH NES NONMOTR, TRAILERS	2 337 228	2 366 389	1 858 045	1 667 679	585 385	658 000
1 TRAILERS, TRANSP CONTAINR	1 105 265	1 305 064	850 883	940 044	300 675	372 502
8 OTH NONMOTR VEHICLES ETC	1 231 963	1 061 325	807 162	727 635	284 710	285 498
791 RAILWAY VEHICLES	1 208 693	823 651	1 566 602	1 138 366	549 427	445 075
1 ELEC LOCOS NON-SELF-GEN	1 913	304	10 706	558	3 531	216
2 OTH RAIL LOCOMOTIVES ETC	128 355	109 541	287 917	232 821	102 163	90 078
3 MECHAN-PROPELLED RY CARS	130 249	124 276	396 703	333 260	139 850	129 702
4 PASSENGER CARS NOT POWRD	37 740	14 662	93 965	28 232	33 486	11 716
5 FRT, MAINT CARS NOT POWRD	258 778	86 959	151 940	47 586	52 276	18 615
9 RY TRACK FIXT, ETC, PTS	651 658	487 909	625 371	495 909	218 121	194 748
792 AIRCRAFT	96 703	91 957	10 901 284	8 641 128	3 817 399	3 382 177
1 HELICOPTERS	812	1 203	108 839	147 579	37 699	58 052
2 LIGHT AIRCRAFT NES	1 411	595	22 313	7 504	7 715	2 911
3 MEDIUM AIRCRAFT NES	2 189	1 789	177 143	143 420	60 783	56 081
4 HEAVY AIRCRAFT NES	53 810	42 744	7 622 583	4 989 157	2 663 080	1 948 351
8 AIRCRAFT NES, ASSOC EQUIP	1 520	1 398	25 182	33 640	8 786	13 344
9 AIRCRAFT PARTS, NES	36 961	44 228	2 945 224	3 319 828	1 039 336	1 303 438
793 SHIPS AND BOATS	13 595 848	12 655 782	2 046 187	2 625 038	724 357	1 041 554
1 WARSHIPS	-	-	-	-	-	-
2 SHIPS AND BOATS NON-WAR	5 512 539	5 639 550	1 621 238	2 148 778	576 430	854 806
3 VESSELS FOR BREAKING UP	7 609 780	6 666 220	199 544	125 172	71 248	49 810
8 SHIPS AND BOATS NES	473 529	350 012	225 405	351 088	76 679	136 938
801 INDUSTRIAL PLANT, CHAP 90	12 743	8 756	162 893	126 988	56 840	50 503
802 INDUSTRIAL PLANT, CHAP 94	10 620	4 853	32 719	15 802	11 735	6 247
812 PLUMB, HEATNG, LGHTNG EQU	989 851	939 369	1 205 351	1 069 841	423 637	419 378
1 CENTRAL HEATING EQUIPMNT	493 661	464 322	329 124	287 533	114 904	112 377
2 CERAMIC PLUMBING FIXTURES	145 206	150 621	110 286	111 283	39 009	43 843
4 LIGHTING EQUIPMENT	350 984	324 426	765 941	671 025	269 724	263 158
821 FURNITURE	6 579 765	6 134 561	4 721 907	4 238 025	1 661 736	1 663 035
1 CHAIRS, SEATS AND PARTS	1 180 922	1 057 290	1 392 966	1 190 490	491 231	467 658
2 MED FURN, STUFFD FURNISHGS	186 279	177 584	359 619	330 226	126 304	129 192
9 FURNITURE & FURN PTS NES	5 212 564	4 899 687	2 969 322	2 717 309	1 044 201	1 066 185

4 IMPORTS AND EXPORTS (SPECIAL TRADE) BY GROUPS AND SUBGROUPS OF THE SITC-REV. II
4.2 EXPORTS

GROUP / SUBGROUP	1984 DT * 100 KG	1983	1984 1 000 DM	1983	1984 1 000 \$	1983
831 TRAVEL GOODS, HANDBAGS	183 346	180 724	399 676	361 569	140 558	141 594
842 MENS OUTERWEAR NOT KNIT	155 673	151 309	1 127 457	1 061 416	397 323	417 209
1 MENS OVERCOATS ETC	7 957	10 112	83 278	82 695	28 700	31 942
2 MENS SUITS	24 576	23 594	256 335	247 323	90 712	97 526
3 MENS TROUSERS, BREECHES	72 733	65 195	417 759	363 195	147 928	142 944
4 MENS JACKETS, BLAZERS ETC	14 030	14 386	162 293	162 744	57 230	64 103
9 OTHER MENS OUTERWEAR	36 377	38 022	207 792	205 459	72 753	80 694
843 WOMENS OUTERWEAR NONKNIT	237 180	196 630	2 846 551	2 302 704	1 003 545	903 629
1 WOMENS COATS & JACKETS	51 882	46 106	633 882	534 012	220 891	207 866
2 WOMENS SUITS & COSTUMES	16 202	11 122	241 121	198 307	85 747	78 615
3 WOMENS DRESSES	27 537	23 230	520 208	427 197	185 393	168 650
4 WOMENS SKIRTS	49 977	44 876	486 184	402 557	171 519	158 060
5 WOMENS BLOUSES	19 075	16 132	358 753	309 675	126 338	121 447
9 OTHER WOMENS OUTERWEAR	72 507	55 164	606 403	430 956	213 657	168 991
844 UNDERWEAR NOT KNIT	35 739	26 795	211 757	171 574	74 765	67 490
1 MENS SHIRTS NOT KNITTED	30 974	22 928	185 204	146 800	65 457	57 749
2 OTH MENS UNDERWEAR NONKN	1 542	955	4 937	3 234	1 743	1 262
3 WOMENS UNDERWEAR NONKNIT	3 223	2 912	21 616	21 540	7 565	8 479
845 OUTERWEAR KNIT NONELASTC	133 270	129 631	1 396 135	1 297 503	492 488	510 236
1 JERSEYS, PULLOVERS KNITT	62 132	55 065	680 092	535 042	237 932	208 945
2 WOMENS DRESSES KNITTED	31 447	38 526	388 349	473 107	137 928	186 934
9 OTHER OUTERWEAR KNITTED	39 691	36 040	327 694	289 354	116 628	114 357
846 UNDERWEAR KNITTED	142 998	139 352	717 997	686 901	253 309	270 168
1 UNDERWEAR KNITTED OF WOOL	2 781	2 388	29 373	28 394	10 025	10 931
2 UNDERWEAR KNITTED OF COTTON	62 062	57 688	339 359	308 302	120 202	121 667
3 UNDERWEAR KNITTED SYN FIBR	62 243	62 626	206 619	210 189	72 850	82 496
4 UNDERWEAR KNITTED OTH FIBR	1 068	1 738	8 285	7 939	2 894	3 131
5 CORSETS, GARTERS, ETC	14 844	14 912	134 361	132 077	47 338	51 943
847 TXTL CLTHNG ACCESRYS NES	56 915	50 545	349 058	305 239	122 244	119 222
1 TXTL CLTHNG ACSRY NONKNIT	25 709	22 896	193 327	164 132	67 413	63 852
2 CLTHNG ACCESRYS ETC KNIT	31 206	27 649	155 731	141 107	54 831	55 370
848 HEADGEAR, NONTXTL CLOTHING	71 707	62 607	750 181	628 450	262 136	244 148
1 LEATHER CLOTHES, ACCESRYS	15 639	14 202	256 662	201 488	89 751	78 601
2 PLASTIC, RUBBER CLOTHING	33 890	26 651	94 314	68 104	33 237	26 637
3 FUR ETC CLOTHES, PROD	12 099	11 962	336 203	301 496	117 021	116 466
4 HEADGEAR	10 079	9 792	63 002	57 362	22 127	22 444
851 FOOTWEAR	216 888	214 720	1 096 816	1 011 556	386 565	397 175
871 OPTICAL INSTRUMENTS	22 854	20 900	852 710	751 608	298 839	293 089
872 MEDICAL INSTRUMENTS NES	184 129	182 594	1 765 452	1 524 374	619 659	597 196
873 METERS & COUNTERS NES	55 828	55 226	295 345	272 892	103 738	107 127
1 GAS SUPPLY METERS ETC	47 409	47 259	172 568	166 732	60 540	65 443
2 COUNTING DEVICES NONELEC	8 419	7 967	122 777	106 160	43 198	41 684
874 MEASURING, CONTROLLING INSTR	495 897	457 200	7 545 552	6 379 556	2 649 761	2 493 528
1 SURVEYING INSTRUMENTS	7 590	7 954	140 049	143 234	49 349	56 300
2 MEASURING, DRAW ETC INST, PTS	88 994	81 497	475 082	431 786	166 745	168 944
3 GAS, LIQUID CONTROL INSTR	88 871	80 525	749 932	666 375	264 326	261 171
4 INSTR NON-MECH NON-ELECT	15 234	16 489	166 497	171 822	58 643	66 680
5 MEAS, CONTRL, SCI INST NES	51 390	55 997	451 396	465 543	158 252	181 706
6 ELEC MEAS, CONTRL EQU NES	169 085	145 046	3 969 166	3 430 964	1 393 436	1 338 724
9 INSTR PARTS, ACCESSORIES	74 733	69 692	1 593 430	1 069 832	559 010	420 003
881 PHOTO APPAR & EQUIPT NES	146 474	152 646	1 284 336	1 178 098	452 227	461 184
1 CAMERAS STILL, FLASH APP	42 095	43 160	575 808	549 497	202 789	215 130
2 CINEMA CAMERAS PROJ, ETC	7 044	8 956	154 438	150 037	54 220	58 682
3 OTH PHOTO, CINE EQUIP NES	97 335	100 530	554 090	478 564	195 218	187 372
882 PHOTO, CINEMA SUPPLIES	853 276	729 688	1 899 713	1 525 666	669 297	598 552
1 CHEM PHOTO GOODS, RETAIL	288 177	278 118	216 393	227 021	76 527	89 055
2 PHOTO FILM EXC DEV CINMA	565 099	451 570	1 683 320	1 298 645	592 770	509 497
883 DEVELOPED CINEMA FILM	1 005	1 456	14 932	19 487	5 249	7 723
884 OPTICAL GOODS NES	21 473	19 774	1 051 343	997 260	370 598	391 236
1 OPTICAL ELEMENTS	11 515	10 637	516 386	461 016	181 846	180 448

4 IMPORTS AND EXPORTS (SPECIAL TRADE) BY GROUPS AND SUBGROUPS OF THE SITC-REV. II
4.2 EXPORTS

GROUP / SUBGROUP	1984 DT * 100 KG	1983	1984 * 000 DM	1983	1984 1 000 \$	1983
2 SPECTACLES AND FRAMES	9 958	9 137	53 957	536 244	188 752	210 788
885 WATCHES AND CLOCKS	132 525	122 846	1 182 051	1 022 959	414 680	400 047
1 WATCHES, MOVEMENTS, CASES	2 520	2 167	332 252	258 366	116 179	100 947
2 CLOCKS, CLOCK & WATCH PTS	130 005	120 679	849 799	764 593	298 501	299 100
892 PRINTED MATTER	4 281 556	3 718 200	3 535 399	3 226 653	1 241 884	1 264 027
1 PRINTED BOOKS, GLOBES, ETC	600 994	520 113	906 593	802 438	318 664	314 377
2 NEWSPAPERS, PERIODICALS	1 185 861	1 087 991	940 024	869 185	331 504	341 116
4 PICTURE POSTCARDS ETC	61 968	62 026	130 335	114 949	45 895	44 986
8 PRINTED MATTER NES	2 432 733	2 048 070	1 558 447	1 440 081	545 821	563 548
893 ARTICLES OF PLASTIC NES	4 620 474	4 283 661	4 408 470	3 885 923	1 553 106	1 523 460
1 PLSTC PACKG CONTNRS, LIDS	1 738 524	1 543 949	1 243 140	1 056 677	437 773	414 174
2 PLSTC SANITRY, TOILET ART	82 912	70 956	126 790	108 638	44 607	42 549
3 PLASTIC ORNAMENTS	14 397	10 529	52 491	32 020	18 419	12 547
5 PLASTC ELEC LIGHT ARTICL	104 083	105 047	169 528	167 845	59 772	65 940
9 MISC PLASTIC ARTICLES	2 680 558	2 553 180	2 816 521	2 520 743	992 535	988 250
894 TOYS, SPORTING GOODS, ETC	796 399	742 349	1 518 882	1 371 700	533 485	537 374
1 BABY CARRIAGES, PTS NES	20 119	17 230	24 810	19 880	8 791	7 843
2 TOYS, INDOOR GAMES	477 718	474 396	904 056	852 998	315 439	332 831
6 NON-MILITARY ARMS & AMMO	53 047	42 610	160 532	136 591	56 462	53 375
7 OTH SPORT GDS, FAIR AMUSM	245 515	208 113	429 484	362 231	152 793	143 325
895 OFFICE SUPPLIES NES	240 668	216 882	848 692	744 313	299 108	291 672
1 BASE MTL OFFICE SUPPLIES	46 255	40 411	43 435	39 273	15 342	15 437
2 PENS, PENCILS, FOUNTN PENS	116 372	105 267	566 119	504 042	199 454	197 495
9 OTHER OFFICE SUPPLIES	78 041	71 204	239 138	200 998	84 312	78 740
896 WORKS OF ART ETC	5 628	7 574	637 088	439 299	225 001	171 358
897 GOLD, SILVER WARE, JEWELRY	7 881	6 644	1 229 046	1 133 396	432 797	444 685
2 IMITATION JEWELLERY	6 793	5 618	151 595	133 080	53 142	52 149
3 PREC JEWELRY, GLD-SILVWARE	739	777	940 731	889 517	331 537	348 998
4 PREC MTL INDUS, LAB EQUIP	349	249	136 720	110 799	48 118	43 538
898 MUSICAL INSTRUMENTS, PTS	524 940	420 508	2 128 701	1 703 344	746 317	664 770
1 PIANOS & OTH STRING INST	34 412	30 618	156 149	137 451	54 773	53 768
2 MUSICAL INSTRUMENTS NES	17 797	17 450	115 645	116 980	40 511	45 469
3 SOUND RECRDNG TAPE, DISCS	457 891	356 861	1 739 802	1 339 250	609 664	522 507
9 MUSICL INSTR PTS, ACCESSRY	14 840	15 579	117 105	109 663	41 369	43 026
899 OTHER MANUFACTURED GOODS	499 104	457 624	1 169 563	1 035 451	411 583	405 669
1 CARVED, MOULDED GOODS	4 805	4 578	27 780	29 235	9 801	11 467
3 COMBUSTIBLE PRODUCTS ETC	171 045	153 719	135 129	111 363	47 193	43 514
4 UMBRELLAS, CANES ETC	66 207	64 764	58 960	53 407	20 868	21 071
6 HEARING, ORTHOPAEDIC AIDS	9 895	9 328	270 362	233 366	95 241	91 355
7 BASKETWORK, BROOMS ETC	129 175	120 622	248 195	225 799	87 413	88 510
8 SMALLWARES, TOILETRY ETC	78 168	74 962	326 517	295 295	115 117	115 751
9 OTHER MANUF GOODS NES	39 809	29 651	102 620	86 986	35 950	34 001
911 MAIL NOT CLASSED BY KIND 1)	-	-	-	-	-	-
931 SPECIAL TRANSACTIONS 2)	7 070 928	7 630 976	10 907 778	10 527 420	3 841 697	4 124 445
941 ZOO ANIMALS, PETS	3 155	2 452	13 876	11 836	4 858	4 639
951 WAR FIREARMS, AMMUNITION	18 899	17 226	143 737	122 701	50 657	48 139
961 COIN NONGOLD, NONCURRENT 1)	10 512	40 600	33 681	50 602	11 998	20 005
971 GOLD, NON MONETARY NES	1 804	1 191	1 648 823	1 363 174	579 172	541 805
972 GOLD COIN 1)	115	100	402 613	341 872	142 618	134 341
TOTAL	1 750 755 071	1 626 269 886	488 222 999	432 281 084	171 736 041	169 424 124

1) SEE INTRODUCTION, CIPHER 2.3 2) INCL. COMPLETE INDUSTRIAL PLANT N.E.S.

5 IMPORTS AND EXPORTS (SPECIAL TRADE) BY CONTINENTS AND COUNTRIES
(COUNTRIES OF PRODUCTION AND CONSUMPTION)

COUNTRY	IMPORTS				EXPORTS			
	1984	1983	1984	1983	1984	1983	1984	1983
	1 000 DM		1 000 \$		1 000 DM		1 000 \$	
EUROPE	302407941	274160182	106548717	107436351	346923613	311076414	122061216	122003186
FRANCE	45839577	44566792	16161833	17476854	61336225	55563831	21576215	21835669
BELGIUM LUX	28833844	28092565	10179018	11016440	34017619	31849406	11985722	12499647
NETHERLANDS	53046950	48143035	18725976	18877902	42124890	37857333	14818094	14844405
ITALY	34173069	31570217	12054329	12367080	37662952	32087982	13256707	12599568
UNTD KINGDOM	33285516	27137696	11693996	10646378	40579406	35400882	14262089	13880398
IRELAND	2666133	2193546	936484	859161	2115470	1815603	744466	711840
DENMARK	7110964	6983196	2500240	2737575	10029532	8582771	3529985	3361652
GREECE	3078925	2750981	1081972	1075219	4945928	4612712	1743186	1804543
ICELAND	266168	213462	93792	83409	294553	195954	104191	76524
FAROE IS	53465	49961	18853	19573	43760	9489	14430	3693
NORWAY	10545501	10808518	3712981	4236904	5484240	5027387	1922401	1974018
SWEDEN	9929317	8427602	3493947	3297830	12975567	11271108	4561753	4407150
FINLAND	4386534	3626103	1547816	1422522	4748871	4185740	1669815	1641475
SWITZERLAND	15636309	13971367	5507489	5461861	25872076	22375962	9114043	8771454
AUSTRIA	13726918	12603665	4836336	4935141	24333839	22123340	8566086	8660649
PORTUGAL	2215342	1710910	781571	671662	2196800	2319204	774636	911275
SPAIN	7018446	5793664	2469964	2270057	8629824	7587098	3034305	2981218
ANDORRA	2804	3517	973	1372	27265	25289	9458	9780
GIBRALTAR	6637	137	2311	49	5916	5065	1994	1946
VATICAN CITY	1396	2169	482	827	2671	4456	931	1770
MALTA	381749	309878	134368	121488	334706	285278	117424	111552
YUGOSLAVIA	4120736	3555174	1454690	1392119	5512890	5139964	1938902	2006325
TURKEY	2484996	1837405	873954	720453	3390053	2970400	1193552	1163746
SOVIETUNION	14391583	11788381	5051592	4603025	10766790	11244845	3800119	4417780
POLAND	2766198	2183964	970849	853723	2356671	2125339	827090	832714
CZECHOSLOVA	2381688	2209929	839654	866105	2108249	1954290	733850	757955
HUNGARY	2056526	1875529	721954	732753	2743727	2438985	960751	950209
ROMANIA	1523815	1261875	535780	496510	891624	702153	314312	274111
BULGARIA	435012	446396	150769	175843	1350700	1258019	470382	487933
ALBANIA	41823	42548	14744	16556	40799	56529	14327	22187
AFRICA	26544570	23323795	9392593	9128349	21102922	19235302	7429940	7540736
CANARY IS	78298	79818	28325	32391	174655	189463	61130	74377
MOROCCO	580088	549665	204793	216363	516160	485132	181580	190604
CEUTA MEL	1	19	-	6	12787	13814	4490	5501
ALGERIA	2797455	3167152	993748	1242894	2491173	2478477	878664	975962
TUNISIA	663440	630510	233425	247568	946796	919007	333602	359484
LIBYA	6166129	6316530	2195962	2466188	2284711	2141727	804248	841041
EGYPT	1364456	766919	479987	303629	3213932	2952075	1131693	1157650
SUDAN	140846	92580	49768	36370	205986	213089	72772	83019
MAURITANIA	25578	25661	9088	10138	90953	80308	32288	31796
MAJ	49408	27873	17817	10959	49546	87090	17360	34237
UPPER VOLTA	17315	3039	5879	1166	17756	19179	6073	7594
NIGER	177	25303	63	10417	36326	85307	12923	33878
CHAD	56340	38548	19548	15335	10103	13602	3525	5587
CAPE VERDE	150	56	55	20	10837	14000	3797	5469
SENEGAL	39742	62205	14220	24362	83349	79075	29005	30704
GAMBIA	6204	1816	2245	737	17385	29107	6081	11410
GUIN BISSAU	159	183	54	68	6983	1374	2326	535
GUINEA	269787	108284	94816	42308	56075	31864	19617	12428
SIERRA LEONE	59776	88534	20930	35096	47176	27210	16842	10538
LIBERIA	524143	536369	184979	211276	377303	185212	138388	73009
IVORY COAST	760202	438445	266441	171235	134826	166509	47733	65427
GHANA	132741	157647	46432	61624	136103	133071	47843	51693
TOGO	42466	26425	14955	10401	63247	33885	21719	13362
BENIN	73015	18645	25397	7234	20442	37920	7070	15130
NIGERIA	6237381	4677029	2207815	1821843	1181733	1804097	410781	710299
CAMEROON	480654	513031	170406	198652	210472	174506	73870	68526
CENT AFR REP	30882	18711	10908	7190	10820	7919	3779	3076
EQUAT GUINEA	17021	18013	5966	7050	1559	2413	532	932
S TOME PRINC	7740	5469	2682	2187	1710	2709	571	1068
GABON	245042	113816	88985	46045	91475	70026	32107	27143
CONGO	63829	171897	22786	68480	71021	54893	24392	21535
ZAIRE	536069	394417	188523	154031	281817	256725	99417	100092
RWANDA	201994	64707	70217	24814	40299	38461	14129	15168
BURUNDI	134976	111609	47829	43347	49500	43941	17244	16947
ST HELENA	2	3	1	1	160	32	57	12
ANGOLA	27010	2484	9372	985	152729	109516	53496	42595
ETHIOPIA	215302	168818	76984	65735	233344	192997	81773	75642
DJIBOUTI	1173	17	409	6	9525	8669	3371	3354
SOMALIA	1650	1687	552	674	55474	59870	19527	23603
KENYA	445979	324331	155350	125943	331773	257645	116365	99929
UGANDA	111677	83514	39372	32401	56559	85243	19723	33535
TANZANIA	286806	184262	99739	72299	193213	163987	68203	64843
SEYCHELLES	244	123	90	48	2922	3163	989	1232
BRIT IND OC	-	-	-	-	30	45	11	15
MOZAMBIQUE	15007	32399	5223	12645	32236	65972	11129	25399
MADAGASCAR	93413	71315	32849	27831	42794	35389	14704	13755
REUNION	4884	5496	1677	2096	39931	40005	13979	15494
MAURITIUS	61335	44532	21114	17039	45213	39927	15786	15496
COMOROS	3895	8580	1388	3333	3959	1467	1366	568
MAYOTTE	-	-	-	-	2	39	1	16
ZAMBIA	92587	35532	32872	13968	91237	77207	32208	30298
ZIMBABWE	247989	238403	87173	92915	148904	174735	52422	68361
MALAWI	66728	74931	23402	29464	23324	28550	8117	11277
REP S AFRICA	2973459	2741823	1047856	1078034	6648688	4982037	2343333	1946105
BOTSWANA	64091	33055	22434	12952	36047	22787	12519	9034
SWAZILAND	24640	17956	8572	6934	1377	3545	494	1425

5 IMPORTS AND EXPORTS (SPECIAL TRADE) BY CONTINENTS AND COUNTRIES
(COUNTRIES OF PRODUCTION AND CONSUMPTION)

COUNTRY	IMPORTS				EXPORTS			
	1984 1 000 DM	1983	1984 1 000 \$	1983	1984 1 000 DM	1983	1984 1 000 \$	1983
LESOTHO	3195	3609	1120	1420	8465	9288	3072	3527
AMERICA	51442509	45928990	18109005	17999143	63126438	46010909	22159402	17946011
USA	31097240	27711716	10943585	10863088	46834266	32846996	16418062	12794752
CANADA	4056489	3316795	1430274	1297184	4320649	3103814	1518953	1208805
GREENLAND	62077	54078	21026	20537	876	1553	277	576
ST PIERRE	314	107	103	41	411	718	134	273
MEXICO	731928	666066	258832	260118	1815346	1348512	638540	528785
BERMUDA	635	1283	221	515	11867	12453	4184	4837
GUATEMALA	110739	133445	39117	52639	167634	120937	58823	47184
BELIZE	979	826	347	326	1249	804	413	305
HONDURAS	139899	112671	49187	44463	82168	45513	28767	17527
EL SALVADOR	352172	412900	124940	161947	87959	81792	31116	31955
NICARAGUA	94405	97732	33202	38392	51318	31926	18059	12419
COSTA RICA	259955	225057	91486	88876	134387	99003	47394	38511
PANAMA	327248	256466	116938	101061	268101	288009	95731	112445
CUBA	32996	77798	11866	29635	223273	165045	78059	64280
WEST INDIES	859	1052	288	399	1778	2894	605	1118
HAITI	47638	46124	16917	18043	32756	35151	11573	13685
BAHAMAS	15001	34603	5219	13305	38600	33462	13339	13011
TURKS CAICOS	10	1	4	-	520	480	184	187
DOMINIC REP	45126	16632	15786	6739	79603	74260	27733	29022
AM VIRGIN IS	7	96	2	39	8075	6666	2776	2603
GUADELOUPE	2367	1012	831	406	25023	24438	8685	9517
ANTIGUA	11	-	4	-	1164	1091	402	418
DOMINICA	79	307	28	114	721	803	238	193
MARTINIQUE	28735	30861	10037	12116	27829	26708	9686	10424
CAYMAN IS	-	399	-	149	2251	1823	782	702
JAMAICA	25435	9786	8911	3849	50909	58961	17826	23014
ST LUCIA	145	1	47	-	1812	1157	621	438
ST VINCENT	237	54	81	20	7166	1902	2447	717
BARBADOS	4344	3994	1520	1566	23397	28667	8254	11280
TRINIDAD TOB	44944	29123	16018	11276	61146	73460	21430	28898
GRENADA	5523	1917	1908	1908	1020	711	353	264
NETH ANTILL	26696	180720	9529	73739	51386	55711	17822	21754
COLOMBIA	1577831	1420234	556090	555781	985634	681419	351486	264382
VENEZUELA	2746059	3114261	968763	1226365	887942	635121	311237	250695
GUYANA	45713	29645	15922	11732	4302	11585	1520	4638
SURINAME	59703	132649	21276	51475	29159	28838	10230	11255
FRENCH GUIAN	1095	921	383	352	15771	32952	5425	13008
ECUADOR	157062	125048	55118	49419	286418	240330	101011	94085
PERU	375264	270109	132301	106071	376678	471450	131905	182940
BRAZIL	5547242	4310064	1949714	1685042	2628468	1555264	932080	609137
CHILE	1129687	1233171	401354	482645	971391	507796	338791	198315
BOLIVIA	121425	120881	42475	47462	82354	52766	28555	20371
PARAGUAY	129276	151066	45222	58941	43660	40833	15267	16087
URUGUAY	229252	207260	81661	81096	174163	119898	60471	46969
ARGENTINA	1808615	1386844	630421	540246	2225684	3056195	787102	1203735
FALKLAND IS	95	67	32	26	154	1322	54	495
ASIA	50347421	44214174	17738694	17317417	51105593	51190159	17994051	20069316
CYPRUS	67059	56070	23990	22158	347826	292890	122771	115411
LEBANON	15985	12898	5608	4992	490428	582348	171567	230393
SYRIA	746641	322381	262105	125364	681325	822100	237802	322233
IRAQ	1367575	1001821	477101	393029	2449320	3684448	860459	1466712
IRAN	1848710	1571120	648205	617418	6524107	7720481	2308012	3011162
ISRAEL	1141981	1053792	404529	416081	2242651	2374879	787857	931118
JORDAN	53056	20169	18479	7789	525721	575531	184372	225666
SAUDI ARABIA	2828273	4000889	998561	1570876	6306863	7606331	2238238	2990288
KUWAIT	985551	930836	348439	363479	1789994	1771454	635428	692519
BAHRAIN	24384	21901	8527	8530	327675	383671	117689	149948
QATAR	339802	457616	119124	169937	248216	299637	86826	117666
ARAB EMIRAT	785466	1142840	280736	449367	1221186	1307393	430287	514782
OMAN	59208	140006	20887	57631	607727	432799	213875	168776
NORTH YEMEN	5529	5595	1915	2143	225925	265458	79286	104326
SOUTH YEMEN	45245	44144	15834	17221	65630	42185	23028	16544
AFGHANISTAN	94471	103184	33160	40268	64668	54605	22806	21317
PAKISTAN	411106	363601	145217	142873	908423	890311	320714	348141
INDIA	1421717	1254910	503704	493061	2621793	2117169	922089	831591
BANGLADESH	71169	59117	24628	23275	267649	192922	93374	75425
MALDIVES	3447	1040	1153	391	2780	2200	972	852
SRI LANKA	241019	179110	84934	70103	225190	185831	79822	72537
NEPAL	56187	49106	19794	19030	24509	18529	8456	7162
BHUTAN	261	60	90	24	1330	12637	449	5074
BURMA	39070	26193	13804	10294	182248	357227	64174	142273
THAILAND	1550082	1357183	548381	534565	984226	887243	346607	347292
LAOS	39	28	14	11	1538	1194	517	442
VIETNAM	16597	13023	5890	5085	23511	10903	8158	4154
KAMPUCHEA	2	5	-	2	365	585	129	234
INDONESIA	785260	664052	277343	259981	2184323	1817873	769043	710320
MALAYSIA	2240295	1623652	789499	634440	1666061	1471537	578869	578500
BRUNEI	282	148	98	59	15532	17369	5351	6911
SINGAPORE	1316956	1123009	461944	439151	2121628	1624052	745069	635720
PHILIPPINES	1023065	879132	361769	344406	493629	758568	173411	296524
MONGOLIA	5300	10290	1872	3906	3655	5106	1287	2015
CHINA	2416676	1959267	850956	767582	2975169	2751522	1038402	1074837
NORTH KOREA	396367	365867	148532	143774	63614	57740	22663	22669

5 IMPORTS AND EXPORTS (SPECIAL TRADE) BY CONTINENTS AND COUNTRIES
(COUNTRIES OF PRODUCTION AND CONSUMPTION)

COUNTRY	IMPORTS				EXPORTS			
	1984 1 000 DM	1983	1984 1 000 \$	1983	1984 1 000 DM	1983	1984 1 000 \$	1983
SOUTH KOREA	2381548	2202198	838432	862813	1779002	1398275	626532	547090
JAPAN	18306185	14819128	6440220	5791054	6918192	5602765	2432193	2189236
TAIWAN	2991656	2556714	1050556	1002002	1800775	1362559	631915	532579
HONG KONG	3958863	3564679	1395306	1402723	1717597	1420509	602295	555463
MACAO	305336	257400	107358	100529	3592	9323	1257	3414
AUSTRALIA AND OCEANIA	3280429	2313426	1152015	902992	4458671	3390455	1561294	1324853
AUSTRALIA	1999633	1377055	703919	538329	3691445	2762670	1292374	1080319
PAPUA NEW G	643323	523131	223208	203787	32334	17978	11295	7025
AUST OCEANIA	283	19	103	7	2144	1875	731	714
NAURU	317	21	106	9	51	20	19	7
NEW ZEALAND	452732	312630	160228	122016	632591	508696	222045	198006
SOLOMON IS	9920	3022	3526	1188	2047	1370	735	532
TUVALU	13	94	4	38	30	20	9	7
AMER OCEANIA	248	238	92	95	1974	1265	661	491
NEW CALEDON	91038	57738	31815	22333	23422	16203	8161	6261
WALLIS FUTUN	-	-	-	-	18	6	8	2
KIRIBATI	44	312	16	118	672	315	236	120
PITCAIRN	-	-	-	-	-	8	-	3
N ZEAL OCEAN	154	803	56	321	605	5075	203	2085
FIJI	2004	467	704	179	8924	7202	3152	2805
VANUATU	74260	29358	26000	11302	2826	898	1018	336
TONGA	38	15	16	6	707	337	244	127
WEST SAMOA	5654	3070	1950	1198	2717	15174	958	6257
FR POLYNESIA	687	1940	242	715	46188	36331	16186	14154
POLAR REG	81	3513	30	1351	9976	15012	3259	5602
MISCELLANEOUS	234047	251473	82432	98180	1505762	1377845	530138	540022
SHIPS SUPPL	233949	251375	82397	98144	1505762	1377845	530138	540022
UNID COUNTR	98	98	35	36	-	-	-	-
TOTAL	434256917	390192040	153023456	152882472	488222999	432281084	171736041	169424124

6 IMPORTS AND EXPORTS (SPECIAL TRADE) BY GROUPS OF THE SITC-REV. 11 AND BY COUNTRIES OF PRODUCTION AND CONSUMPTION 1984

GROUP COUNTRY	DT * 100 KG	1 000 DM	1 000 \$	GROUP COUNTRY	DT * 100 KG	1 000 DM	1 000 \$
001 LIVE ANIMALS 1)				YUGOSLAVIA	11 824	9 006	3 079
IMPORTS	1 656 815	596 938	209 448	TURKEY	177	111	35
FRANCE	116 515	71 333	24 984	SOVIETUNION	276	276	92
BELGIUM LUX	92 180	45 412	15 960	POLAND	208 687	131 273	44 390
NETHERLANDS	1 052 034	348 405	121 869	CZECHOSLOVA	96 708	78 427	27 489
ITALY	3 471	1 115	402	HUNGARY	339 881	157 525	54 445
UNITED KINGDOM	15 123	7 961	2 791	ROMANIA	55 857	34 206	12 018
IRELAND	219	457	154	BULGARIA	5 041	3 672	1 252
DENMARK	68 433	20 992	7 384	MADAGASCAR	1 162	656	248
ICELAND	155	269	94	REP S AFRICA	7 301	6 998	2 391
SWEDEN	238	456	159	BOTSWANA	90 611	62 893	21 999
FINLAND	41	134	48	SWAZILAND	4 085	3 145	1 096
SWITZERLAND	5 344	2 617	944	USA	25 029	10 402	3 659
AUSTRIA	130 658	39 076	13 973	CANADA	5 453	2 597	889
SPAIN	206	342	122	BRAZIL	138 426	104 164	36 603
YUGOSLAVIA	698	277	101	PARAGUAY	4 345	1 823	654
SOVIETUNION	668	1 032	358	URUGUAY	33 918	24 399	8 716
POLAND	145 823	45 396	15 978	ARGENTINA	295 315	262 088	91 824
CZECHOSLOVA	8 923	3 171	1 113	ISRAEL	2 708	4 378	1 529
HUNGARY	15 436	5 507	1 961	INDIA	897	846	306
USA	288	2 022	710	BANGLADESH	1 508	1 454	513
CANADA	124	581	205	CHINA	305	242	87
ARGENTINA	68	142	53	AUSTRALIA	24 939	20 307	7 104
EXPORTS	1 855 394	838 363	294 461	NEW ZEALAND	113 092	69 493	24 579
FRANCE	180 749	75 740	26 749	EXPORTS	5 429 390	2 855 634	1 006 402
BELGIUM LUX	376 110	121 677	42 716	FRANCE	1 029 825	656 083	231 501
NETHERLANDS	153 560	59 213	20 589	BELGIUM LUX	132 907	24 210	8 451
ITALY	580 085	312 101	109 060	NETHERLANDS	168 875	76 367	26 936
UNITED KINGDOM	755	2 759	941	ITALY	1 581 385	1 083 766	381 118
IRELAND	135	1 102	391	UNITED KINGDOM	93 853	41 451	14 473
DENMARK	1 127	1 779	617	DENMARK	4 607	3 226	1 131
GREECE	956	1 547	526	GREECE	793 357	521 996	182 582
SWEDEN	148	348	120	NORWAY	120	141	46
FINLAND	121	321	117	SWEDEN	33 007	2 528	890
SWITZERLAND	3 030	6 079	2 148	SWITZERLAND	7 939	6 023	2 145
AUSTRIA	1 380	3 665	1 302	AUSTRIA	3 052	2 115	742
PORTUGAL	3 237	1 710	594	PORTUGAL	4 091	1 122	403
SPAIN	58 047	26 067	9 090	SPAIN	1 973	680	230
YUGOSLAVIA	4 212	3 857	1 361	MALTA	1 052	350	129
TURKEY	11 617	5 079	1 854	YUGOSLAVIA	142 785	34 382	12 330
SOVIETUNION	19 824	10 307	3 553	TURKEY	7 274	2 228	732
POLAND	198	117	41	SOVIETUNION	241 058	76 656	28 868
CZECHOSLOVA	8 065	5 824	2 042	POLAND	163 815	31 225	11 277
HUNGARY	148	143	49	HUNGARY	48 008	9 967	3 565
BULGARIA	5 462	2 311	797	ROMANIA	7 628	1 707	599
MOROCCO	21 028	8 311	3 087	BULGARIA	16 672	2 485	821
ALGERIA	608	924	319	CANARY IS	1 799	212	69
TUNISIA	201 209	65 899	23 459	CEUTA MEL	1 962	1 025	359
LIBYA	9 832	4 643	1 656	TUNISIA	7 214	2 886	1 023
EGYPT	41 425	23 188	8 222	EGYPT	524 710	153 396	54 587
SUDAN	2 568	2 047	678	SIERRA LEONE	1 099	282	104
REP S AFRICA	345	565	197	IVORY COAST	10 876	1 577	566
USA	3 573	16 947	5 914	TOGO	31 865	3 853	1 366
CANADA	684	1 518	531	BENIN	437	91	34
MEXICO	84	837	300	CAMEROON	848	139	47
GUADALOUPE	224	97	32	GABON	5 620	1 184	426
COLOMBIA	13	318	112	CONGO	2 032	443	161
VENEZUELA	21	486	165	ZAIRE	42 575	7 315	2 563
PERU	15	352	124	REP S AFRICA	1 340	107	37
BRAZIL	42	1 394	481	USA	245	160	51
BOLIVIA	6	205	72	NETH ANTILL	421	100	35
ARGENTINA	20	438	154	LEBANON	8 038	2 272	786
CYPRUS	11	149	57	SYRIA	314	150	51
LEBANON	16 063	4 642	1 648	IRAQ	72 929	25 975	8 679
SYRIA	90	481	171	IRAN	127 841	39 940	13 960
IRAQ	1 396	673	244	JORDAN	17 507	6 143	2 152
IRAN	523	4 144	1 467	SAUDI ARABIA	28 754	10 951	3 805
JORDAN	3 341	1 478	498	KUWAIT	8 207	3 479	1 185
SAUDI ARABIA	111 610	41 485	14 859	BAHRAIN	1 833	629	223
KUWAIT	24 163	6 179	2 146	QATAR	589	277	96
QATAR	300	349	121	ARAB EMIRAT	11 402	6 551	2 311
ARAB EMIRAT	1 437	631	214	NORTH YEMEN	2 484	612	226
OMAN	1 385	619	213	JAPAN	1 536	257	94
NORTH YEMEN	1 343	1 708	602	HONG KONG	29 874	6 262	2 204
PAKISTAN	256	2 400	846	012 MEAT DRIED, SALTED, SMOKED			
INDONESIA	46	468	166	IMPORTS	74 879	96 174	33 784
MALAYSIA	35	276	99	FRANCE	3 665	6 308	2 206
PHILIPPINES	6	201	71	BELGIUM LUX	34 531	28 018	9 899
CHINA	2 571	1 265	426	NETHERLANDS	2 677	3 645	1 294
SOUTH KOREA	45	267	97	ITALY	28 046	45 517	17 348
JAPAN	29	687	235	UNITED KINGDOM	353	330	117
011 MEAT FRESH, CHILLED, FROZEN				DENMARK	2 488	2 905	1 012
IMPORTS	9 643 426	4 723 934	1 659 106	SWITZERLAND	1 739	4 166	1 461
FRANCE	890 096	497 781	176 005	AUSTRIA	100	167	58
BELGIUM LUX	704 005	345 695	121 357	YUGOSLAVIA	247	259	85
NETHERLANDS	4 544 847	1 873 710	659 041	HUNGARY	1 001	812	283
ITALY	225 568	85 963	30 130	EXPORTS	120 807	80 613	26 391
UNITED KINGDOM	487 603	233 203	81 913	FRANCE	11 940	13 921	4 896
IRELAND	141 793	91 637	32 402	BELGIUM LUX	3 463	4 665	1 624
DENMARK	1 002 101	519 825	183 092	NETHERLANDS	5 167	4 376	1 527
GREECE	767	369	129	ITALY	1 685	2 255	789
ICELAND	1 609	726	258	UNITED KINGDOM	91 245	51 319	18 138
SWEDEN	120 805	52 249	18 503	DENMARK	144	221	75
FINLAND	11 118	3 892	1 290	SWEDEN	103	162	57
SWITZERLAND	5 888	2 282	432	SWITZERLAND	152	273	96
AUSTRIA	29 513	15 626	5 423	AUSTRIA	65	86	30
SPAIN	10 112	11 546	4 119	POLAND	1 511	540	189

1) NUMBERS OF HORSES SEE PAGE 322.

6 IMPORTS AND EXPORTS (SPECIAL TRADE) BY GROUPS OF THE SITC-REV. 11 AND BY COUNTRIES OF PRODUCTION AND CONSUMPTION 1984

GROUP COUNTRY	DT = 100 KG	1 000 DM	1 000 \$	GROUP COUNTRY	DT = 100 KG	1 000 DM	1 000 \$
CANARY IS	188	300	105	GIBRALTAR	1 077	130	47
GHANA	3 059	366	126	MALTA	29 562	4 810	1 673
USA	899	1 523	534	YUGOSLAVIA	653	214	77
IRAQ	175	147	51	TURKEY	2 981	598	205
SAUDI ARABIA	241	148	51	POLAND	21 827	1 496	522
				ROMANIA	615	342	120
014 MEAT PREPD, PRSVD, NES ETC				BULGARIA	79 630	6 502	2 265
IMPORTS	1 050 673	652 417	230 010	CANARY IS	158 902	13 335	4 684
FRANCE	93 087	72 946	25 600	MOROCCO	14 993	3 540	1 243
BELGIUM LUX	162 697	107 587	37 855	CEUTA MEL	5 521	377	132
NETHERLANDS	191 332	109 538	38 756	ALGERIA	519 512	86 605	30 831
ITALY	41 300	34 699	12 152	TUNISIA	11 800	2 789	953
UNITD KINGDOM	3 206	2 249	779	LIBYA	76 219	15 482	5 419
IRELAND	3 019	1 562	565	EGYPT	79 156	19 936	6 717
DENMARK	134 428	83 981	29 631	SUDAN	17 996	4 448	1 599
NORWAY	399	152	54	MAURITANIA	170 066	25 311	8 967
SWEDEN	17 627	10 027	3 558	MALI	3 464	837	294
SWITZERLAND	209	608	200	UPPER VOLTA	4 980	1 092	392
AUSTRIA	500	315	109	NIGER	7 722	1 963	687
YUGOSLAVIA	36 764	14 370	5 052	CHAD	800	194	69
POLAND	77 475	36 417	12 880	CAPE VERDE	3 854	980	330
CZECHOSLOVA	9 289	4 803	1 684	SENEGAL	23 126	5 288	1 793
HUNGARY	89 774	60 925	21 362	GAMBIA	1 170	275	101
ROMANIA	46 059	16 892	5 928	GUIN BISSAU	550	129	46
KENYA	2 454	2 412	876	GUINEA	1 471	259	88
BOTSWANA	1 395	901	333	SIERRA LEONE	5 095	1 119	378
USA	22 837	6 460	2 316	LIBERIA	5 499	1 292	456
BRAZIL	30 429	29 839	10 481	IVORY COAST	1 383	432	150
PARAGUAY	2 263	1 098	413	GHANA	4 762	1 258	444
URUGUAY	816	474	158	TOGO	476	100	35
ARGENTINA	56 733	37 781	13 441	BENIN	877	205	71
ISRAEL	25 241	14 427	5 154	NIGERIA	52 910	17 268	6 304
JAPAN	100	85	30	S TOME PRINC	500	104	38
AUSTRALIA	984	1 797	619	GABON	2 394	380	137
EXPORTS	313 525	224 008	78 935	ZAIRE	17 159	3 639	1 302
FRANCE	44 329	34 959	12 358	RWANDA	1 350	366	133
BELGIUM LUX	45 489	35 052	12 339	BURUNDI	3 568	859	312
NETHERLANDS	55 897	42 468	14 936	ANGOLA	5 245	1 119	376
ITALY	6 983	6 517	2 312	ETHIOPIA	22 740	5 715	2 115
UNITD KINGDOM	73 021	57 418	20 153	DJIBOUTI	1 764	435	158
DENMARK	10 112	7 371	2 592	SOMALIA	20 112	5 248	1 851
GREECE	3 685	2 482	880	KENYA	41 850	10 234	3 434
SWEDEN	773	866	302	UGANDA	8 957	2 237	801
FINLAND	134	169	59	TANZANIA	22 621	5 913	2 071
SWITZERLAND	7 092	5 379	1 883	MOZAMBIQUE	11 229	3 028	1 038
AUSTRIA	316	430	149	COMOROS	4 042	947	333
SPAIN	418	359	129	ZAMBIA	3 700	947	343
POLAND	11 444	4 177	1 507	ZIMBABWE	40 110	9 330	3 185
CZECHOSLOVA	477	659	224	REP S AFRICA	473	160	52
ROMANIA	844	948	335	BOTSWANA	6 300	1 399	509
CANARY IS	2 218	1 891	666	SWAZILAND	400	93	33
EGYPT	35 978	12 578	4 524	LESOTHO	5 000	1 050	370
LIBERIA	98	98	37	USA	1 304	893	323
ZAIRE	93	126	45	CUBA	14 254	3 526	1 137
ANGOLA	414	258	93	HAITI	5 181	1 073	392
REP S AFRICA	255	306	113	BAHAMAS	2 402	350	127
USA	1 056	1 069	366	AM VIRGIN IS	11 126	1 891	632
GRENADA	222	87	32	ANTIGUA	2 173	388	137
CYPRUS	2 138	556	195	CAYMAN IS	584	105	37
LEBANON	1 149	840	294	ST LUCIA	1 086	194	69
SYRIA	1 519	514	168	TRINIDAD TOB	8 113	2 121	701
IRAQ	638	564	201	NETH ANTILL	3 456	517	184
SAUDI ARABIA	3 122	2 377	836	VENEZUELA	354	99	35
KUWAIT	1 110	966	341	PERU	7 000	1 810	650
BAHRAIN	111	116	39	CHILE	15 349	3 697	1 333
ARAB EMIRAT	115	113	37	BOLIVIA	2 728	578	206
JAPAN	458	464	161	PARAGUAY	500	119	46
HONG KONG	101	109	34	URUGUAY	4 400	1 092	402
AUSTRALIA	445	479	173	CYPRUS	1 373	217	76
022 MILK AND CREAM				LEBANON	23 931	8 164	2 884
IMPORTS	4 121 938	822 396	292 608	SYRIA	21 469	4 696	1 605
FRANCE	1 143 635	219 797	78 454	IRAQ	53 243	22 578	7 929
BELGIUM LUX	1 457 086	262 446	93 066	ISRAEL	6 585	1 475	524
NETHERLANDS	1 049 995	265 889	94 935	JORDAN	13 433	2 540	888
ITALY	738	273	96	SAUDI ARABIA	371 081	126 688	45 065
UNITD KINGDOM	48 030	10 596	3 709	KUWAIT	70 686	18 294	6 443
IRELAND	121 709	44 087	15 526	BAHRAIN	8 501	1 567	546
DENMARK	86 257	10 371	3 666	QATAR	2 577	463	161
GREECE	763	331	113	ARAB EMIRAT	11 808	1 843	653
SWITZERLAND	4 100	2 204	778	OMAN	13 821	2 405	870
AUSTRIA	207 470	6 023	2 131	NORTH YEMEN	42 698	8 484	2 997
NEW ZEALAND	2 081	335	120	PAKISTAN	6 146	1 524	537
EXPORTS	25 163 392	2 772 765	973 825	INDIA	297 916	68 052	24 281
FRANCE	532 464	40 092	14 186	SRI LANKA	1 253	336	123
BELGIUM LUX	1 067 938	93 253	32 672	BHUTAN	1 460	365	133
NETHERLANDS	4 173 139	433 959	152 000	INDONESIA	6 715	1 792	641
ITALY	16 164 568	1 498 363	525 580	MALAYSIA	1 466	181	64
UNITD KINGDOM	21 730	5 077	1 762	SINGAPORE	18 030	2 115	747
DENMARK	176 187	48 919	17 201	PHILIPPINES	6 150	1 610	568
GREECE	315 192	69 402	24 259	JAPAN	9 326	5 616	1 987
SWITZERLAND	14 424	3 628	1 277	TAIWAN	9 544	1 080	383
AUSTRIA	45 229	3 669	1 294	HONG KONG	3 378	574	201
PORTUGAL	1 015	194	71	PAPUA NEW G	3 399	247	84
SPAIN	8 651	1 965	667	FR POLYNESIA	1 049	162	57
ANDORRA	2 990	129	43	023 BUTTER			
				IMPORTS	720 184	520 421	184 965
				FRANCE	18 147	14 236	5 062
				BELGIUM LUX	52 508	29 793	10 439
				NETHERLANDS	517 015	373 764	132 826
				ITALY	1 058	721	262
				UNITD KINGDOM	9 923	7 208	2 601

6 IMPORTS AND EXPORTS (SPECIAL TRADE) BY GROUPS OF THE SITC-REV. 11 AND BY COUNTRIES OF PRODUCTION AND CONSUMPTION 1984

GROUP COUNTRY	DT * 100 KG	1 000 DM	1 000 \$	GROUP COUNTRY	DT * 100 KG	1 000 DM	1 000 \$
IRELAND	62 569	48 628	17 354	CHILE	468	158	56
DENMARK	58 959	46 065	16 418	CYPRUS	4 116	1 538	547
EXPORTS	848 352	547 005	193 387	LEBANON	10 827	6 142	2 157
FRANCE	34 324	25 401	9 104	SYRIA	172	115	43
BELGIUM LUX	367 630	228 790	81 434	IRAQ	22 114	12 194	4 029
NETHERLANDS	31 991	24 885	8 903	IRAN	188 471	63 735	22 421
ITALY	239 551	163 397	57 312	JORDAN	6 638	3 547	1 235
UNITED KINGDOM	4 220	4 033	1 420	SAUDI ARABIA	15 147	9 167	3 222
DENMARK	43 465	32 223	11 370	KUWAIT	25 667	13 438	4 703
GREECE	7 276	5 981	2 114	BAHRAIN	4 485	2 777	964
SWEDEN	210	89	30	QATAR	6 383	3 697	1 309
SWITZERLAND	36 700	16 230	5 739	ARAB EMIRAT	9 271	5 487	1 945
TURKEY	2 715	1 719	621	OMAN	2 351	1 495	525
CANARY IS	1 619	780	277	NORTH YEMEN	251	175	63
MOROCCO	9 169	4 165	1 399	JAPAN	105 058	31 885	11 218
TUNISIA	4 416	1 926	711	HONG KONG	189	202	72
LIBYA	17 778	9 252	3 182	AUSTRALIA	22 588	16 887	5 946
EGYPT	1 158	665	248	NEW ZEALAND	1 405	1 286	458
MAURITANIA	6 060	3 065	1 116	025 EGGS, BIRDS, FRESH, PRSRVD			
GHANA	3 003	1 496	496	IMPORTS	3 031 135	774 116	275 079
KENYA	7 502	4 434	1 435	FRANCE	41 681	13 060	4 696
MOZAMBIQUE	930	653	237	BELGIUM LUX	233 364	57 584	20 516
USA	231	227	77	NETHERLANDS	2 655 406	667 106	236 898
AM VIRGIN IS	410	191	68	ITALY	6 405	3 965	1 368
PERU	178	98	35	UNITED KINGDOM	19 123	8 948	3 156
CHILE	1 895	924	323	DENMARK	9 439	2 921	1 058
URUGUAY	250	200	69	NORWAY	1 966	333	124
CYPRUS	1 200	586	208	SWEDEN	4 175	932	326
LEBANON	2 555	1 649	569	FINLAND	11 781	2 253	835
SYRIA	5 417	3 476	1 238	AUSTRIA	232	104	38
IRAQ	133	106	36	SPAIN	1 020	612	218
ISRAEL	1 286	919	296	YUGOSLAVIA	16 481	6 380	2 277
JORDAN	441	214	71	POLAND	1 731	353	134
SAUDI ARABIA	1 408	705	251	CZECHOSLOVAKIA	15 892	3 299	1 206
KUWAIT	1 451	697	231	HUNGARY	8 508	1 650	584
NORTH YEMEN	7 610	4 437	1 569	USA	747	2 768	973
SOUTH YEMEN	400	216	71	CANADA	544	1 167	430
INDIA	2 543	2 550	907	ISRAEL	2 490	538	193
JAPAN	246	112	43	EXPORTS	420 790	125 184	44 118
024 CHEESE AND CURD				FRANCE	7 844	2 595	905
IMPORTS	2 758 078	2 017 505	710 092	BELGIUM LUX	6 506	2 335	824
FRANCE	734 705	652 561	229 440	NETHERLANDS	26 879	7 261	2 522
BELGIUM LUX	11 737	9 459	3 279	ITALY	199 538	50 122	17 712
NETHERLANDS	1 375 838	861 561	303 523	UNITED KINGDOM	7 686	7 165	2 547
ITALY	64 747	67 737	23 819	DENMARK	14 632	3 525	1 208
UNITED KINGDOM	11 254	7 447	2 600	GREECE	4 051	2 765	962
IRELAND	24 280	15 472	5 349	SWITZERLAND	69 290	14 583	5 152
DENMARK	321 065	237 023	83 566	AUSTRIA	37 223	10 653	3 769
GREECE	10 531	8 881	3 135	SPAIN	113	199	72
NORWAY	6 553	3 961	1 397	YUGOSLAVIA	324	481	175
SWEDEN	3 969	1 291	475	TURKEY	1 986	859	310
FINLAND	4 362	1 529	545	ALGERIA	1 840	1 263	425
SWITZERLAND	83 506	94 002	32 960	EGYPT	17 533	10 339	3 647
AUSTRIA	22 028	11 197	3 925	SUDAN	584	343	122
SPAIN	345	387	143	NIGERIA	100	93	33
TURKEY	2 079	1 243	447	ANGOLA	89	114	42
POLAND	3 375	668	243	USA	669	162	59
HUNGARY	162	101	34	BRAZIL	113	317	109
BULGARIA	25 780	18 866	6 650	IRAQ	239	623	219
AUSTRALIA	3 345	2 051	749	IRAN	17 220	5 479	1 945
NEW ZEALAND	48 388	22 027	7 800	ISRAEL	59	128	45
EXPORTS	3 057 065	1 871 549	656 727	SAUDI ARABIA	4 119	2 436	850
FRANCE	135 863	94 633	33 106	ARAB EMIRAT	727	427	147
BELGIUM LUX	238 634	144 934	50 989	NORTH YEMEN	998	384	138
NETHERLANDS	87 371	40 464	14 225	INDONESIA	66	86	30
ITALY	1 471 451	989 794	340 452	JAPAN	54	154	54
UNITED KINGDOM	226 485	152 034	53 151	034 FISH FRESH, CHILLED, FROZEN			
IRELAND	3 415	2 399	856	IMPORTS	3 008 388	964 867	339 129
DENMARK	14 184	8 193	2 853	FRANCE	150 091	53 162	18 925
GREECE	160 235	103 255	36 318	BELGIUM LUX	30 393	11 961	4 181
NORWAY	933	1 026	358	NETHERLANDS	305 097	86 108	30 323
SWEDEN	26 685	14 576	5 152	ITALY	30 758	14 383	5 060
FINLAND	1 377	1 112	386	UNITED KINGDOM	107 444	21 557	7 604
SWITZERLAND	4 736	3 732	1 321	IRELAND	102 856	14 948	5 292
AUSTRIA	54 904	38 134	13 410	DENMARK	1 065 463	333 055	117 160
PORTUGAL	237	126	42	GREECE	1 396	2 549	883
SPAIN	18 839	10 450	3 669	ICELAND	316 823	71 328	25 063
ANDORRA	190	106	33	FAROE IS	101 738	32 811	11 597
VATICAN CITY	823	391	139	NORWAY	462 370	151 596	53 115
MALTA	4 123	2 294	799	SWEDEN	74 384	21 955	7 632
YUGOSLAVIA	900	306	102	FINLAND	7 560	2 249	778
TURKEY	1 664	665	228	SWITZERLAND	189	179	63
POLAND	1 681	692	231	AUSTRIA	632	727	254
CZECHOSLOVAKIA	4 248	2 913	1 013	PORTUGAL	775	309	109
ROMANIA	111	131	47	SPAIN	1 773	835	290
CANARY IS	3 810	1 971	692	YUGOSLAVIA	2 554	1 139	398
ALGERIA	5 967	1 923	701	TURKEY	5 399	2 477	871
LIBYA	51 260	24 228	8 565	SOVIET UNION	1 113	349	127
EGYPT	4 033	2 365	832	POLAND	38 056	14 696	5 126
LIBERIA	382	268	94	CZECHOSLOVAKIA	13 330	5 825	2 010
REP S AFRICA	2 019	1 282	454	HUNGARY	6 767	3 634	1 283
USA	93 217	64 850	22 674	ROMANIA	1 714	1 392	500
CANADA	9 610	7 199	2 517	BULGARIA	630	228	78
BAHAMAS	812	327	120	CANARY IS	187	134	46
BARBADOS	292	151	54	MOROCCO	715	1 001	348
VENEZUELA	132	107	38	SENEGAL	1 601	1 314	471
PERU	163	98	31				

6 IMPORTS AND EXPORTS (SPECIAL TRADE) BY GROUPS OF THE SITC-REV. II AND BY COUNTRIES OF PRODUCTION AND CONSUMPTION 1984

GROUP COUNTRY	DT * 100 KG	1 000 DM	1 000 \$	GROUP COUNTRY	DT * 100 KG	1 000 DM	1 000 \$
GAMBIA	185	190	69	SENEGAL	250	106	38
NIGERIA	14	390	135	GAMBIA	1 000	417	144
ZAIRE	1	97	35	CONGO	750	425	147
KENYA	24	388	135	ZAIRE	1 132	471	157
TANZANIA	1	118	41	BURUNDI	1 854	891	299
REUNION	351	253	83	ANGOLA	3 200	1 517	530
MAURITIUS	540	399	137	TANZANIA	660	313	102
MALAWI	2	141	49	MOZAMBIQUE	1 243	563	208
REP S AFRICA	4 939	3 324	1 154	REUNION	225	99	35
USA	20 871	15 748	5 453	HAITI	500	209	67
CANADA	70 169	28 182	9 742	BRAZIL	67	301	109
GREENLAND	1 319	519	181	CYPRUS	248	117	42
ST PIERRE	214	92	31				
PANAMA	493	298	112	036 SHELL FISH FRESH,FROZEN			
TRINIDAD TOB	488	377	133				
COLOMBIA	25	795	282	IMPORTS	157 921	137 181	48 002
PERU	1 232	828	291				
BRAZIL	220	2 675	935	FRANCE	13 098	16 837	5 857
CHILE	294	161	52	BELGIUM LUX	1 523	3 600	1 258
PARAGUAY	3	151	52	NETHERLANDS	20 387	11 485	4 000
URUGUAY	21 458	6 722	2 403	ITALY	8 308	4 864	1 704
ARGENTINA	16 589	4 643	1 680	UNTD KINGDOM	3 427	6 972	2 448
IRAN	362	641	213	IRELAND	806	2 260	771
ISRAEL	159	502	181	DENMARK	19 755	4 435	1 558
PAKISTAN	748	531	186	GREECE	515	624	220
SRI LANKA	33	558	193	ICELAND	224	390	131
THAILAND	390	1 330	466	FAROE IS	7 485	1 997	703
JNDONESIA	25	534	189	NORWAY	6 397	2 318	816
SINGAPORE	2 593	13 260	4 665	SWEDEN	423	163	55
PHILIPPINES	89	937	329	PORTUGAL	673	287	101
CHINA	153	118	40	SPAIN	17 014	5 497	1 935
SOUTH KOREA	1 175	559	198	YUGOSLAVIA	769	240	90
JAPAN	26 472	22 032	7 771	TURKEY	2 317	2 786	950
TAIWAN	1 509	980	345	SOVIETUNION	6 510	1 901	665
HONG KONG	29	899	316	POLAND	9 537	2 190	803
AUSTRALIA	1 747	2 183	756	CZECHOSLOVA	1 135	386	140
NEW ZEALAND	1 441	991	358	ROMANIA	780	1 115	396
EXPORTS	658 370	272 285	96 267	BULGARIA	134	89	32
				MOROCCO	406	373	131
FRANCE	190 527	78 029	27 537	TUNISIA	461	395	139
BELGIUM LUX	55 927	28 408	9 976	SENEGAL	982	1 796	641
NETHERLANDS	43 700	22 918	8 150	KENYA	203	191	71
ITALY	45 050	38 350	13 596	REP S AFRICA	112	430	152
UNTD KINGDOM	79 379	32 201	11 416	USA	1 376	1 715	600
DENMARK	60 837	11 986	4 206	CANADA	2 048	5 493	1 917
GREECE	4 397	1 630	559	GREENLAND	546	449	150
NORWAY	647	128	45	CUBA	188	735	262
SWEDEN	4 547	2 081	718	BRAZIL	80	192	69
FINLAND	3 854	1 307	469	CHILE	230	415	143
SWITZERLAND	8 554	7 011	2 466	ARGENTINA	1 848	2 596	928
AUSTRIA	31 002	18 535	6 577	PAKISTAN	38	140	47
SPAIN	1 638	863	308	INDIA	526	1 377	500
YUGOSLAVIA	4 769	604	216	BANGLADESH	4 263	13 493	4 610
POLAND	13 144	2 738	979	THAILAND	15 166	15 533	5 470
CZECHOSLOVA	86 258	14 104	4 995	VIETNAM	1 689	5 444	1 934
REP S AFRICA	387	108	38	INDONESIA	1 017	2 998	1 039
USA	4 399	2 731	988	MALAYSIA	473	453	161
CYPRUS	972	244	89	SINGAPORE	986	1 315	465
ISRAEL	12 638	3 555	1 261	PHILIPPINES	42	138	52
SINGAPORE	4	200	68	CHINA	2 862	8 959	3 148
JAPAN	3 387	2 331	825	SOUTH KOREA	205	211	73
TAIWAN	4	280	101	JAPAN	93	285	99
HONG KONG	4	628	224	TAIWAN	123	226	83
AUSTRALIA	1 434	825	298	HONG KONG	125	405	146
				PAPUA NEW G	186	510	171
035 FISH SALTED,DRIED,SMOKED				EXPORTS	254 932	38 574	13 465
IMPORTS	283 758	141 963	49 215				
FRANCE	1 316	1 404	501	FRANCE	14 332	6 904	2 475
BELGIUM LUX	756	590	206	BELGIUM LUX	1 001	1 191	413
NETHERLANDS	161 776	50 191	17 541	NETHERLANDS	211 622	18 057	6 150
ITALY	237	165	59	ITALY	16 987	3 859	1 351
UNTD KINGDOM	482	382	130	UNTD KINGDOM	252	892	311
IRELAND	23 378	6 687	2 297	DENMARK	1 989	1 921	683
DENMARK	24 322	44 125	15 077	GREECE	6 976	1 905	700
ICELAND	16 420	6 683	2 359	SWEDEN	193	308	112
FAROE IS	34 257	13 139	4 566	SWITZERLAND	321	633	223
NORWAY	11 204	9 580	3 328	AUSTRIA	752	1 399	484
SWEDEN	406	519	169	SPAIN	38	127	41
SWITZERLAND	130	571	194	JAPAN	305	1 099	423
SPAIN	2 751	1 589	569	037 FISH ETC PREPD PRSVD NES			
TURKEY	92	80	30	IMPORTS	604 561	433 309	152 268
USA	34	140	50				
CANADA	5 256	5 058	1 768	FRANCE	29 195	24 503	8 592
GREENLAND	487	349	125	BELGIUM LUX	4 148	4 809	1 681
SOUTH KOREA	100	118	41	NETHERLANDS	92 486	53 959	18 931
JAPAN	62	173	61	ITALY	15 499	11 679	4 117
HONG KONG	37	121	45	UNTD KINGDOM	5 371	5 666	2 012
EXPORTS	23 662	16 913	5 904	IRELAND	20 699	6 431	2 262
FRANCE	849	1 897	656	DENMARK	101 163	66 111	23 838
BELGIUM LUX	396	602	211	GREECE	2 331	2 358	831
NETHERLANDS	152	171	55	ICELAND	17 132	25 166	8 785
ITALY	1 103	1 125	402	FAROE IS	204	187	64
DENMARK	708	336	115	NORWAY	20 687	16 195	5 709
SWITZERLAND	618	1 942	672	SWEDEN	3 029	1 802	624
AUSTRIA	1 407	1 392	483	PORTUGAL	33 205	22 474	7 925
PORTUGAL	3 311	1 614	586	SPAIN	21 443	13 569	4 763
SPAIN	976	820	282	YUGOSLAVIA	791	267	94
ALGERIA	500	208	80	TURKEY	1 549	2 101	742
SUDAN	2 020	982	346	SOVIETUNION	1 319	15 938	5 542
				ROMANIA	6	329	126
				MOROCCO	30 720	19 554	6 927

6 IMPORTS AND EXPORTS (SPECIAL TRADE) BY GROUPS OF THE SITC-REV. II AND BY COUNTRIES OF PRODUCTION AND CONSUMPTION 1984

GROUP COUNTRY	DT * 100 KG	1 000 DM	1 000 \$	GROUP COUNTRY	DT * 100 KG	1 000 DM	1 000 \$
SENEGAL	12 772	9 262	3 341	CHAD	39 750	2 135	751
IVORY COAST	5 205	3 961	1 422	SENEGAL	55 000	2 743	884
GHANA	1 644	1 278	462	GHANA	1 445	88	32
MAURITIUS	613	379	135	RWANDA	10 000	478	154
USA	2 496	3 898	1 373	ANGOLA	12 269	498	162
CANADA	4 378	3 509	1 221	ETHIOPIA	671 575	40 047	14 067
GREENLAND	311	503	177	SOMALIA	49 958	2 591	958
CUBA	2 348	1 686	612	ZIMBABWE	30 000	1 809	588
CHILE	2 316	4 831	1 704	LESOTHO	70 000	4 027	1 523
ARGENTINA	63	106	39	HONDURAS	57 384	3 040	992
IRAN	134	5 006	1 746	NICARAGUA	39 968	2 195	811
ISRAEL	81	90	35	HAITI	50 400	2 611	984
INDIA	174	181	67	PERU	55 994	3 302	1 108
MALDIVES	798	546	182	BOLIVIA	20 155	916	327
THAILAND	85 442	51 599	18 111	LEBANON	94 957	4 041	1 454
INDONESIA	693	444	158	SYRIA	337 749	14 488	5 212
MALAYSIA	5 119	4 361	1 553	JORDAN	83 839	4 545	1 597
PHILIPPINES	42 635	25 467	8 898	PAKISTAN	254 893	13 179	4 361
CHINA	321	1 347	487	BANGLADESH	249 397	13 787	4 901
SOUTH KOREA	3 722	2 589	913				
JAPAN	4 016	2 855	997				
TAIWAN	27 669	13 716	4 865				
HONG KONG	136	94	32				
SOLOMON IS	284	222	79				
				042 RICE			
				IMPORTS	1 983 889	262 659	92 413
EXPORTS	329 131	216 723	75 997	FRANCE	6 305	1 006	359
FRANCE	48 996	33 090	11 591	BELGIUM LUX	205 438	56 569	20 045
BELGIUM LUX	23 918	18 163	6 368	NETHERLANDS	14 970	2 886	1 012
NETHERLANDS	74 115	39 936	13 905	ITALY	415 228	57 001	19 942
ITALY	66 399	41 792	14 772	UNITD KINGDOM	1 721	520	181
UNITD KINGDOM	14 548	10 350	3 627	SWEDEN	1 777	80	31
IRELAND	278	179	63	SPAIN	8 334	643	236
DENMARK	5 562	5 272	1 844	SOVIETUNION	2 536	198	76
GREECE	438	820	289	EGYPT	31 246	3 664	1 301
NORWAY	45	85	30	USA	576 993	68 222	23 885
SWEDEN	1 082	1 492	529	GUYANA	11 071	1 215	406
FINLAND	1 801	775	268	SURINAME	202 718	25 708	9 080
SWITZERLAND	6 222	5 455	1 891	ARGENTINA	39 206	3 778	1 287
AUSTRIA	46 618	26 694	9 369	INDIA	663	140	45
SPAIN	4 373	2 862	1 015	THAILAND	458 948	40 103	14 203
SOVIETUNION	2	97	36	CHINA	5 843	747	263
POLAND	387	146	51				
CZECHOSLOVA	8 457	6 108	2 144	EXPORTS	447 621	70 384	24 789
HUNGARY	5 074	3 596	1 232	FRANCE	29 888	6 127	2 165
CANARY IS	170	133	47	BELGIUM LUX	24 441	3 908	1 384
MALI	430	181	58	NETHERLANDS	80 360	11 232	3 951
CHAD	600	260	91	UNITD KINGDOM	33 063	7 254	2 546
GUIN BISSAU	600	260	90	DENMARK	93 892	18 125	6 413
GHANA	230	101	38	GREECE	2 174	633	224
UGANDA	1 000	434	158	NORWAY	23 558	2 764	986
COMOROS	1 000	431	151	SWEDEN	16 086	2 331	823
REP S AFRICA	376	289	104	FINLAND	2 682	405	139
LESOTHO	1 300	563	196	AUSTRIA	69 491	8 840	3 108
USA	2 681	3 836	1 386	PORTUGAL	8 572	940	333
CANADA	3 980	2 013	699	POLAND	856	95	34
VENEZUELA	26	88	32	MAURITANIA	5 000	626	207
BRAZIL	34	389	137	CAPE VERDE	33 243	4 106	1 455
PARAGUAY	65	125	42	SENEGAL	5 000	625	204
ARGENTINA	29	378	133	GAMBIA	7 500	866	317
LEBANON	132	124	43	GHANA	1 562	227	81
ISRAEL	646	301	106	ETHIOPIA	1 500	189	62
SAUDI ARABIA	627	793	282	SOMALIA	5 194	566	183
KUWAIT	56	263	92				
THAILAND	9	356	123	043 BARLEY UNMILLED			
SINGAPORE	68	1 070	384	IMPORTS	7 039 927	366 956	131 585
JAPAN	95	542	189	FRANCE	1 760 881	86 369	30 926
HONG KONG	45	1 067	371	BELGIUM LUX	87 371	4 351	1 620
AUSTRALIA	5 518	4 816	1 671	NETHERLANDS	285 110	14 577	5 328
NEW ZEALAND	133	86	31	UNITD KINGDOM	1 395 032	78 040	28 488
				IRELAND	154 880	8 619	3 157
041 WHEAT ETC UNMILLED				DENMARK	2 002 272	104 420	36 725
IMPORTS	15 927 735	785 213	280 785	SWEDEN	1 654	136	48
FRANCE	8 800 750	424 929	151 961	FINLAND	168 318	9 309	3 405
BELGIUM LUX	85 434	4 216	1 487	AUSTRIA	60 348	2 685	959
NETHERLANDS	1 740 990	87 614	31 879	POLAND	5 004	288	103
ITALY	4 301	450	157	CZECHOSLOVA	747	130	50
UNITD KINGDOM	2 965 625	146 369	53 049	CANADA	382 359	20 110	7 156
DENMARK	1 181 171	54 973	18 983	AUSTRALIA	504 152	25 608	5 259
GREECE	120 602	9 220	3 089	NEW ZEALAND	230 436	12 200	4 319
AUSTRIA	8 257	815	277				
USA	676 127	36 679	12 828	EXPORTS	5 829 427	245 789	88 098
CANADA	344 091	19 903	7 061	FRANCE	38 718	2 157	754
				BELGIUM LUX	518 060	25 027	8 467
EXPORTS	18 027 929	792 692	284 229	NETHERLANDS	428 376	20 522	7 191
FRANCE	75 393	5 099	1 836	ITALY	46 736	2 459	869
BELGIUM LUX	1 033 446	52 787	17 971	DENMARK	158 582	8 388	3 074
NETHERLANDS	2 239 854	113 605	39 757	GREECE	2 471	314	102
ITALY	128 588	6 749	2 374	SWEDEN	22 265	760	272
UNITD KINGDOM	502 297	27 001	9 740	SWITZERLAND	68 518	2 961	1 117
IRELAND	35 674	1 833	674	AUSTRIA	1 353	108	34
DENMARK	554 428	29 385	10 489	SOVIETUNION	248 365	9 146	3 004
SWITZERLAND	299 777	12 881	4 643	POLAND	100 020	3 600	1 247
AUSTRIA	637	84	30	ALGERIA	231 884	11 426	4 071
SOVIETUNION	4 488 135	172 655	63 135	LIBYA	14 360	675	237
POLAND	1 407 415	56 278	20 506	SAUDI ARABIA	3 924 215	157 209	57 289
CZECHOSLOVA	141 961	5 549	2 004	KUWAIT	23 964	853	311
ALGERIA	3 231 972	115 111	44 004				
TUNISIA	34 279	1 157	442	044 MAIZE UNMILLED			
EGYPT	1 293 259	51 389	18 517				
MAURITANIA	373 517	20 497	7 195				

6 IMPORTS AND EXPORTS (SPECIAL TRADE) BY GROUPS OF THE SITC-REV. II AND BY COUNTRIES OF PRODUCTION AND CONSUMPTION 1984

GROUP COUNTRY	DT = 100 KG	1 000 DM	1 000 \$	GROUP COUNTRY	DT = 100 KG	1 000 DM	1 000 \$
IMPORTS	16 169 304	874 562	310 760	CENT AFR REP	10 000	537	196
FRANCE	8 338 921	503 454	180 565	S TOME PRINC	7 300	407	131
BELGIUM LUX	4 955	302	107	ZAIRE	33 399	1 902	703
NETHERLANDS	13 821	1 282	456	RWANDA	9 974	585	189
ITALY	45 543	2 625	852	ANGOLA	292 042	19 031	6 676
AUSTRIA	7 110	1 432	525	ETHIOPIA	182 199	10 985	3 669
YUGOSLAVIA	11 086	2 196	757	DJIBOUTI	32 683	1 900	681
HUNGARY	45 610	8 794	3 054	SOMALIA	130 983	7 384	2 545
ROMANIA	26 337	4 070	1 458	UGANDA	5 457	308	114
REP S AFRICA	3 627	543	192	BOTSWANA	7 300	418	161
USA	5 939 694	269 988	94 913	HONDURAS	1 500	78	30
CANADA	784	152	56	NICARAGUA	7 300	482	159
ARGENTINA	1 707 009	78 501	27 390	JAMAICA	94 539	4 540	1 674
THAILAND	24 395	1 123	401	CHILE	209 035	11 308	4 015
EXPORTS	2 026 687	132 345	46 219	BOLIVIA	73 000	5 255	1 829
FRANCE	16 106	3 546	1 239	LEBANON	10 827	769	276
BELGIUM LUX	18 182	1 568	550	SYRIA	124 583	5 712	1 912
NETHERLANDS	608 765	32 485	10 892	SAUDI ARABIA	112 431	5 863	2 136
ITALY	1 109	292	113	NORTH YEMEN	525 745	26 308	9 268
UNTD KINGDOM	960 741	67 520	23 901	SOUTH YEMEN	292 665	14 780	5 131
DENMARK	412 904	23 452	8 223	MALDIVES	19 952	1 241	429
SWITZERLAND	917	491	166	SRI LANKA	109 542	7 815	2 855
YUGOSLAVIA	215	186	71	047 OTHER CEREAL MEALS.FLOUR			
POLAND	37	111	42	IMPORTS	113 222	9 099	3 182
HUNGARY	494	484	186	FRANCE	24 800	1 681	595
ROMANIA	128	135	51	BELGIUM LUX	14 986	1 058	373
CHINA	6 014	1 891	700	NETHERLANDS	59 596	4 215	1 468
045 CEREALS NES UNMILLED				ITALY	1 184	118	39
IMPORTS	2 296 792	122 293	42 794	USA	11 810	1 819	636
FRANCE	497 871	25 804	8 855	EXPORTS	1 074 323	66 465	23 482
BELGIUM LUX	27 920	1 935	705	FRANCE	135 902	9 590	3 398
NETHERLANDS	76 055	4 810	1 713	BELGIUM LUX	21 828	1 325	467
ITALY	7 251	2 226	778	NETHERLANDS	151 762	10 525	3 715
UNTD KINGDOM	1 081	899	320	DENMARK	335 054	23 314	8 315
DENMARK	416 684	19 400	6 727	ICELAND	69 534	2 890	1 053
SWEDEN	91 008	3 381	1 110	SWEDEN	190 550	8 023	2 818
FINLAND	704 739	29 931	10 578	EGYPT	14 102	1 058	378
AUSTRIA	6 911	481	175	LIBERIA	4 961	256	90
YUGOSLAVIA	1 031	203	72	BENIN	5 000	267	86
TURKEY	796	99	36	NIGERIA	14 745	682	249
SOVIETUNION	2 531	204	72	CONGO	2 500	163	60
POLAND	8 663	771	269	ZAIRE	11 010	598	216
HUNGARY	17 318	1 216	414	RWANDA	11 800	731	261
BULGARIA	1 327	83	30	ANGOLA	22 488	1 097	382
SUDAN	6 530	488	178	ETHIOPIA	14 400	871	288
USA	66 456	5 492	1 908	UGANDA	5 000	298	109
CANADA	61 446	5 431	1 890	ZIMBABWE	13 865	993	323
BRAZIL	12 586	881	307	BOTSWANA	11 800	751	242
ARGENTINA	168 232	11 870	4 166	LESOTHO	5 900	408	148
CHINA	6 207	1 332	476	IRAN	20 000	1 558	513
AUSTRALIA	112 972	5 238	1 974	SAUDI ARABIA	2 609	222	75
EXPORTS	449 719	20 798	7 568	ARAB EMIRAT	1 398	103	38
FRANCE	6 513	513	185	048 CEREAL ETC PREPARATIONS			
BELGIUM LUX	44 565	2 054	749	IMPORTS	4 915 324	915 458	323 409
NETHERLANDS	134 819	6 344	2 302	FRANCE	1 719 757	247 655	87 421
ITALY	5 791	269	89	BELGIUM LUX	579 222	111 098	39 164
UNTD KINGDOM	13 274	698	250	NETHERLANDS	763 279	189 258	66 960
DENMARK	6 600	663	229	ITALY	560 756	116 058	41 044
SWEDEN	3 507	291	102	UNTD KINGDOM	557 476	70 710	25 091
SWITZERLAND	218 176	8 447	3 133	DENMARK	186 239	62 357	22 015
AUSTRIA	3 734	316	114	GREECE	6 861	1 434	508
SOVIETUNION	3 475	406	145	NORWAY	1 393	526	192
CZECHOSLOVA	8 241	636	208	SWEDEN	90 129	25 586	8 997
046 WHEAT ETC MEAL OR FLOUR				FINLAND	6 568	1 852	658
IMPORTS	737 451	59 162	20 695	SWITZERLAND	82 278	25 329	8 596
FRANCE	372 720	34 303	12 008	AUSTRIA	97 862	40 423	14 365
BELGIUM LUX	218 350	13 365	4 667	PORTUGAL	862	199	68
NETHERLANDS	72 021	4 285	1 485	SPAIN	2 606	967	347
ITALY	55 945	5 662	1 999	TURKEY	11 334	1 293	459
UNTD KINGDOM	2 477	267	94	POLAND	18 223	2 211	775
DENMARK	13 432	928	328	CZECHOSLOVA	215 359	12 758	4 457
SWITZERLAND	951	150	54	HUNGARY	553	172	55
USA	668	99	35	USA	2 421	837	296
EXPORTS	4 946 745	298 891	105 523	CANADA	1 206	355	125
FRANCE	226 428	21 875	7 737	ISRAEL	3 336	992	350
BELGIUM LUX	7 867	702	241	THAILAND	527	196	68
NETHERLANDS	452 678	33 834	11 962	SINGAPORE	234	117	41
UNTD KINGDOM	748	100	34	CHINA	3 185	996	349
DENMARK	24 695	1 709	604	SOUTH KOREA	523	335	115
SWITZERLAND	1 883	206	78	JAPAN	1 205	1 128	391
SOVIETUNION	416 330	22 142	8 280	HONG KONG	611	288	97
POLAND	3 477	337	120	EXPORTS	4 258 269	992 560	349 599
LIBYA	652 542	36 963	13 085	FRANCE	421 645	164 358	57 699
EGYPT	528 281	33 290	11 562	BELGIUM LUX	167 893	58 540	20 548
SUDAN	54 845	2 973	1 034	NETHERLANDS	391 803	97 060	34 300
NIGER	39 572	1 970	673	ITALY	330 921	121 668	42 828
GAMBIA	11 728	649	239	UNTD KINGDOM	347 118	85 874	30 093
GUIN BISSAU	7 303	364	130	IRELAND	9 735	4 008	1 448
GUINEA	28 090	1 447	501	DENMARK	204 007	39 842	14 100
SIERRA LEONE	117 457	7 350	2 627	GREECE	20 617	10 405	3 633
NIGERIA	75 830	4 977	1 701	ICELAND	86 505	4 668	1 670
				NORWAY	59 783	10 434	3 651
				SWEDEN	233 735	31 818	11 386
				FINLAND	7 567	2 835	1 004

6 IMPORTS AND EXPORTS (SPECIAL TRADE) BY GROUPS OF THE SITC-REV. II AND BY COUNTRIES OF PRODUCTION AND CONSUMPTION 1984

GROUP COUNTRY	DT = 100 KG	1 000 DM	1 000 \$	GROUP COUNTRY	DT = 100 KG	1 000 DM	1 000 \$
SWITZERLAND	297 258	46 495	16 470	SUDAN	29 890	16 784	6 153
AUSTRIA	272 152	87 724	30 774	UPPER VOLTA	336	112	42
PORTUGAL	5 290	1 275	449	SENEGAL	1 333	421	158
SPAIN	27 231	2 807	968	ETHIOPIA	15 643	2 371	841
ANDORRA	399	184	63	KENYA	7 257	2 152	765
MALTA	3 069	989	343	TANZANIA	29 616	1 650	599
YUGOSLAVIA	158	117	37	REP S AFRICA	44 549	6 616	2 362
SOVIETUNION	306	155	55	USA	147 709	27 520	9 609
POLAND	101 020	9 682	3 384	CANADA	133 869	23 518	8 225
CZECHOSLOVA	4 636	2 711	943	MEXICO	40 378	6 061	2 208
HUNGARY	1 847	536	182	CUBA	18 214	1 863	709
BULGARIA	2 147	1 716	604	GUADELOUPE	1 195	193	71
CANARY IS	16 805	3 328	1 140	PERU	524	111	37
MOROCCO	173	144	49	BRAZIL	1 687	416	137
ALGERIA	500	133	46	CHILE	34 307	5 316	1 894
TUNISIA	227	80	30	ARGENTINA	14 981	2 494	882
EGYPT	1 096	891	323	CYPRUS	162 625	13 106	4 882
SUDAN	1 005	297	107		890	232	79
SIERRA LEONE	4 561	376	135	IRAN	2 812	962	332
LIBERIA	2 527	263	91	ISRAEL	202 533	24 203	8 899
IVORY COAST	156	108	38	AFGHANISTAN	1 147	383	131
GHANA	1 702	286	106	INDIA	5 847	425	155
TOGO	1 647	201	71	BURMA	4 544	241	88
NIGERIA	116 499	10 429	3 682	THAILAND	18 172 302	659 357	233 954
CAMEROON	31 342	2 537	870	VIETNAM	15 987	608	204
GABON	9 908	898	336	INDONESIA	189 882	7 212	2 556
ETHIOPIA	6 861	1 192	391	CHINA	454 151	42 893	15 383
MOZAMBIQUE	669	136	48	JAPAN	339	226	79
REUNION	157	85	31	TAIWAN	52 392	22 011	7 873
REP S AFRICA	47 505	5 276	1 829	HONG KONG	1 419	467	155
USA	66 238	30 969	10 750	AUSTRALIA	72 587	6 805	2 494
CANADA	23 441	12 111	4 225	NEW ZEALAND	9 469	924	330
GUATEMALA	70	133	47				
NICARAGUA	3 177	437	154	EXPORTS	4 383 746	448 668	159 373
COSTA RICA	25 311	2 058	749				
PANAMA	30 485	2 747	974	FRANCE	153 222	26 402	9 513
DOMINIC REP	5 151	586	201	BELGIUM LUX	191 461	16 837	5 843
JAMAICA	6 000	406	133	NETHERLANDS	2 387 147	81 872	28 329
TRINIDAD TOB	7 310	696	257	ITALY	514 051	32 151	11 395
VENEZUELA	187 462	15 864	5 787	UNTD KINGDOM	225 470	34 744	12 474
SURINAME	7 399	643	231	IRELAND	26 441	2 281	833
PERU	11 789	1 586	600	DENMARK	126 099	21 073	7 490
BRAZIL	18 011	2 207	730	GREECE	11 796	1 717	622
CHILE	183	104	32	ICELAND	13 190	1 063	377
ARGENTINA	811	238	87	NORWAY	15 888	3 158	1 116
CYPRUS	3 174	2 093	736	SWEDEN	90 559	10 581	3 821
LEBANON	4 580	3 168	1 137	FINLAND	5 728	3 574	1 295
IRAQ	1 032	353	117	SWITZERLAND	29 217	10 192	3 632
IRAN	14 856	11 761	4 204	AUSTRIA	87 121	25 276	9 038
ISRAEL	2 222	402	143	PORTUGAL	27 316	3 030	1 135
JORDAN	2 510	1 740	618	SPAIN	3 546	890	313
SAUDI ARABIA	24 770	14 013	4 957	YUGOSLAVIA	2 294	1 691	591
KUWAIT	7 086	5 432	1 915	SOVIETUNION	1 002	691	255
BAHRAIN	1 864	1 473	512	CZECHOSLOVA	17 931	2 722	944
QATAR	1 209	897	316	HUNGARY	3 060	446	161
ARAB EMIRAT	9 291	5 878	2 086	BULGARIA	437	393	151
OMAN	3 399	2 797	1 004	CANARY IS	2 984	1 577	577
NORTH YEMEN	682	428	158	MOROCCO	14 315	975	348
SOUTH YEMEN	1 836	309	109	ALGERIA	237 428	5 072	1 738
PAKISTAN	430	162	56	TUNISIA	5 529	1 272	459
BURMA	480	141	46	EGYPT	5 089	352	130
THAILAND	130 945	16 176	5 720	SUDAN	999	204	66
INDONESIA	145	130	46	UPPER VOLTA	70	99	35
MALAYSIA	8 870	1 141	405	GHANA	927	193	71
SINGAPORE	1 460	1 024	359	TOGO	70	275	103
PHILIPPINES	12 900	1 072	387	NIGERIA	2 171	3 899	1 387
SOUTH KOREA	1 410	760	268	CAMEROON	725	1 142	398
JAPAN	359 124	28 604	10 183	CENT AFR REP	153	139	49
HONG KONG	14 097	1 812	631	GABON	296	266	98
AUSTRALIA	12 433	6 279	2 179	CONGO	180	285	92
NEW ZEALAND	293	129	49	ZAIRE	396	548	197
				ETHIOPIA	225	430	149
				KENYA	1 465	4 193	1 463
				TANZANIA	541	608	214
				MOZAMBIQUE	188	138	54
				MADAGASCAR	26	137	45
				MAURITIUS	89	105	38
				ZAMBIA	45	138	52
				ZIMBABWE	425	557	203
				MALAWI	115	166	60
				REP S AFRICA	2 319	2 342	825
				USA	54 735	49 735	17 577
				CANADA	6 927	3 844	1 388
				COSTA RICA	195	429	155
				PANAMA	844	477	173
				CUBA	2 070	1 146	384
				TRINIDAD TOB	148	229	83
				VENEZUELA	28 480	9 555	3 562
				ECUADOR	100	349	114
				PERU	1 166	1 887	642
				BRAZIL	14 747	8 059	2 857
				BOLIVIA	340	487	170
				URUGUAY	100	217	77
				ARGENTINA	532	100	34
				LEBANON	4 279	476	167
				SYRIA	750	88	31
				IRAQ	187	198	66
				ISRAEL	116	93	34
				KUWAIT	581	108	35
				SRI LANKA	9 041	924	327
				THAILAND	5 790	20 501	7 510
				INDONESIA	5 575	773	291
				SOUTH KOREA	655	549	194
				JAPAN	30 069	36 182	13 060
054 VEG ETC FRSH, SMLPY PRSVD							
IMPORTS	52 687 580	4 796 378	1 712 379				
FRANCE	3 184 070	403 868	145 858				
BELGIUM LUX	1 568 699	221 182	77 978				
NETHERLANDS	15 599 392	1 895 208	679 656				
ITALY	5 138 475	532 328	190 997				
UNTD KINGDOM	270 134	22 849	7 985				
IRELAND	613	155	57				
DENMARK	767 939	64 918	21 930				
GREECE	907 803	119 178	42 364				
SWEDEN	21 945	2 578	880				
FINLAND	2 942	576	205				
SWITZERLAND	5 468	555	197				
AUSTRIA	156 437	19 648	7 002				
PORTUGAL	17 187	3 664	1 228				
SPAIN	2 585 085	308 206	109 012				
MALTA	994	96	35				
YUGOSLAVIA	198 389	48 936	17 059				
TURKEY	139 734	21 941	7 787				
SOVIETUNION	3 535	443	153				
POLAND	432 487	47 152	16 720				
CZECHOSLOVA	216 231	19 762	6 773				
HUNGARY	512 096	40 587	14 071				
ROMANIA	258 953	27 667	9 689				
BULGARIA	125 014	13 555	4 730				
ALBANIA	34 901	4 240	1 526				
CANARY IS	407 073	63 009	22 929				
MOROCCO	172 064	25 714	9 343				
ALGERIA	80	94	34				
EGYPT	87 397	10 289	3 783				

6 IMPORTS AND EXPORTS (SPECIAL TRADE) BY GROUPS OF THE SITC-REV. 11 AND BY COUNTRIES OF PRODUCTION AND CONSUMPTION 1984

GROUP COUNTRY	DT = 100 KG	1 000 DM	1 000 \$	GROUP COUNTRY	DT = 100 KG	1 000 DM	1 000 \$
TAIWAN	3 844	4 436	1 584	DENMARK	22 644	3 115	1 079
HONG KONG	242	498	170	GREECE	1 670 631	235 772	81 114
AUSTRALIA	225	274	96	SWEDEN	1 635	969	325
056 VEGTBLES ETC PRSVD, PREPD				FINLAND	964	658	224
IMPORTS	8 677 017	1 707 570	601 996	SWITZERLAND	8 920	1 127	378
FRANCE	1 588 309	327 012	115 165	AUSTRIA	66 086	4 941	1 708
BELGIUM LUX	918 758	108 521	38 368	PORTUGAL	15 343	10 882	3 866
NETHERLANDS	2 877 420	553 122	196 359	SPAIN	6 777 531	715 708	249 577
ITALY	1 489 675	220 862	77 530	YUGOSLAVIA	110 823	7 258	2 483
UNITED KINGDOM	34 884	8 012	2 829	TURKEY	924 803	407 861	142 435
IRELAND	1 627	1 757	620	SOVIET UNION	15 365	4 425	1 581
DENMARK	44 760	17 740	6 236	POLAND	480 927	27 116	9 437
GREECE	175 309	34 392	12 026	CZECHOSLOVAKIA	649 235	11 532	3 908
SWEDEN	722	135	47	HUNGARY	138 615	13 217	4 649
SWITZERLAND	3 817	3 149	1 105	ROMANIA	68 892	9 067	3 088
AUSTRIA	29 191	3 268	1 120	BULGARIA	28 158	4 818	1 694
PORTUGAL	2 607	1 281	444	ALBANIA	4 636	810	286
SPAIN	158 265	54 523	19 114	CANARY IS	472	98	32
YUGOSLAVIA	159 438	18 333	6 389	MOROCCO	882 920	79 594	27 824
TURKEY	61 998	23 946	8 222	ALGERIA	656	417	138
SOVIET UNION	20 117	3 012	1 064	TUNISIA	8 544	2 980	1 009
POLAND	37 096	4 863	1 727	MALI	1 233	540	200
CZECHOSLOVAKIA	78 616	9 809	3 452	SENEGAL	1 070	294	106
HUNGARY	174 739	22 790	7 969	IVORY COAST	245 565	36 409	12 729
ROMANIA	15 527	3 112	1 080	TOGO	390	104	37
BULGARIA	97 325	9 175	3 114	KENYA	9 240	4 440	1 550
ALBANIA	2 388	1 151	410	TANZANIA	852	925	329
MOROCCO	10 261	2 208	796	MOZAMBIQUE	3 023	3 314	1 157
EGYPT	14 492	8 002	2 830	MADAGASCAR	105	87	31
SUDAN	300	139	50	MAURITIUS	110	107	36
KENYA	1 201	382	133	ZIMBABWE	3 878	591	202
MADAGASCAR	259	363	130	REP S AFRICA	1 052 284	181 547	64 850
REP S AFRICA	16 599	8 133	2 931	SWAZILAND	36 228	4 317	1 483
LESOTHO	2 128	1 260	428	USA	637 195	351 048	120 792
USA	48 354	25 534	8 983	CANADA	1 847	347	131
CANADA	20 619	3 346	1 180	MEXICO	7 909	2 675	933
MEXICO	10 301	5 057	1 820	GUATEMALA	37 294	4 165	1 487
ECUADOR	3 258	2 328	825	HONDURAS	771 054	98 403	34 770
PERU	6 775	3 212	1 139	COSTA RICA	1 276 395	147 168	51 680
BRAZIL	1 876	1 143	414	PANAMA	1 673 821	220 136	78 065
CHILE	1 892	1 454	512	CUBA	3 320	530	180
ARGENTINA	762	367	130	BAHAMAS	300	114	42
SYRIA	3 192	1 445	499	DOMINIC REP	4 184	573	200
ISRAEL	24 052	4 236	1 505	MARTINIQUE	2 097	845	280
PAKISTAN	21	385	137	ST VINCENT	4 113	213	74
INDIA	3 354	1 378	484	COLOMBIA	1 158 564	142 561	50 205
THAILAND	9 188	1 216	434	VENEZUELA	481	190	70
CHINA	327 406	106 708	37 660	ECUADOR	681 795	87 531	31 195
SOUTH KOREA	633	994	344	PERU	3 442	2 051	707
JAPAN	626	1 119	382	BRAZIL	50 638	19 398	6 703
TAIWAN	195 497	96 664	33 669	CHILE	599 255	100 148	36 620
HONG KONG	918	347	129	URUGUAY	7 253	1 010	335
EXPORTS	712 550	229 625	80 955	ARGENTINA	406 098	56 281	20 474
FRANCE	146 668	42 085	14 931	CYPRUS	172 171	16 886	5 983
BELGIUM LUX	64 555	18 207	6 443	IRAQ	2 295	1 228	414
NETHERLANDS	160 410	40 630	14 358	IRAN	26 643	19 970	7 088
ITALY	96 318	43 877	15 472	ISRAEL	1 260 130	120 020	43 872
UNITED KINGDOM	75 107	22 578	7 935	AFGHANISTAN	6 004	1 496	521
IRELAND	1 410	786	273	PAKISTAN	420	114	40
DENMARK	62 584	11 763	4 171	INDIA	7 130	8 830	3 058
GREECE	919	532	176	SRI LANKA	46 429	20 556	6 950
ICELAND	255	133	40	THAILAND	406	309	100
NORWAY	1 802	1 127	396	INDONESIA	3 403	1 499	502
SWEDEN	12 629	5 392	1 909	MALAYSIA	3 932	1 682	567
FINLAND	3 738	1 661	582	SINGAPORE	355	144	53
SWITZERLAND	15 537	11 838	4 142	PHILIPPINES	40 741	17 146	5 951
AUSTRIA	13 780	7 830	2 756	CHINA	32 229	12 717	4 527
PORTUGAL	692	398	139	TAIWAN	1 161	739	258
SPAIN	11 965	2 853	1 016	HONG KONG	136	134	47
CANARY IS	2 602	750	268	AUSTRALIA	161 770	40 926	14 142
GHANA	508	146	49	NEW ZEALAND	458 245	118 111	41 267
ANGOLA	1 194	102	36	EXPORTS	1 454 395	303 388	106 986
REP S AFRICA	4 879	1 427	503	FRANCE	159 917	57 559	20 314
USA	13 360	5 623	1 960	BELGIUM LUX	96 713	25 234	8 861
CANADA	6 626	1 740	607	NETHERLANDS	371 662	83 918	22 332
GUATEMALA	203	204	73	ITALY	85 868	24 445	8 698
VENEZUELA	63	93	33	UNITED KINGDOM	63 684	17 976	6 432
IRAQ	785	354	123	IRELAND	5 912	726	256
ISRAEL	977	1 439	496	DENMARK	161 770	31 379	10 574
SAUDI ARABIA	1 926	890	310	GREECE	12 235	2 889	971
KUWAIT	297	132	46	ICELAND	2 209	882	303
BAHRAIN	268	243	85	NORWAY	36 663	4 984	1 774
QATAR	85	95	32	SWEDEN	110 653	12 577	4 566
ARAB EMIRAT	207	171	58	FINLAND	194 533	19 276	6 861
SINGAPORE	433	163	53	SWITZERLAND	68 517	14 284	5 095
JAPAN	2 006	463	165	AUSTRIA	60 820	13 986	4 920
HONG KONG	354	153	53	SPAIN	2 174	977	349
AUSTRALIA	4 530	2 605	901	YUGOSLAVIA	2 944	1 505	504
NEW ZEALAND	177	99	36	TURKEY	729	243	87
057 FRUIT, NUTS, FRESH, DRIED				SOVIET UNION	2 299	2 189	787
IMPORTS	34 238 871	5 115 767	1 793 734	POLAND	6 162	1 128	382
FRANCE	2 120 480	292 676	102 112	CANARY IS	153	101	33
BELGIUM LUX	143 585	30 188	10 665	CEUTA MEL	570	246	84
NETHERLANDS	516 658	80 439	28 323	EGYPT	715	291	105
ITALY	8 661 022	1 316 917	461 903	REP S AFRICA	788	447	163
UNITED KINGDOM	5 400	1 726	598	USA	2 339	2 294	791
				CANADA	329	445	155
				CYPRUS	284	371	129
				ISRAEL	1 334	1 229	436
				JAPAN	356	407	136
				AUSTRALIA	922	858	308

6 IMPORTS AND EXPORTS (SPECIAL TRADE) BY GROUPS OF THE SITC-REV. 11 AND BY COUNTRIES OF PRODUCTION AND CONSUMPTION 1984

GROUP COUNTRY	DT = 100 KG	1 000 DM	1 000 \$	GROUP COUNTRY	DT = 100 KG	1 000 DM	1 000 \$
TAIWAN	3 844	4 436	1 584	DENMARK	22 644	3 115	1 079
HONG KONG	242	498	170	GREECE	1 670 631	235 772	81 114
AUSTRALIA	225	274	96	SWEDEN	1 635	969	325
056 VEGTBLES ETC PRSVD,PREPD				FINLAND	964	658	224
IMPORTS	8 677 017	1 707 570	601 996	SWITZERLAND	8 920	1 127	378
FRANCE	1 588 309	327 012	115 165	AUSTRIA	66 086	4 941	1 708
BELGIUM LUX	918 758	108 521	38 368	PORTUGAL	15 343	10 882	3 866
NETHERLANDS	2 877 420	553 122	196 359	SPAIN	6 777 531	715 708	249 577
ITALY	1 489 675	220 862	77 530	YUGOSLAVIA	110 823	7 258	2 483
UNTD KINGDOM	34 884	8 012	2 829	TURKEY	924 803	407 861	142 435
IRELAND	1 627	1 757	620	SOVIETUNION	15 365	4 425	1 581
DENMARK	44 760	17 740	6 236	POLAND	480 927	27 116	9 437
GREECE	175 309	34 392	12 026	CZECHOSLOVA	649 235	11 532	3 908
SWEDEN	722	135	47	HUNGARY	138 615	13 217	4 649
SWITZERLAND	3 817	3 149	1 105	ROMANIA	68 892	9 067	3 088
AUSTRIA	29 191	3 268	1 120	BULGARIA	28 158	4 818	1 694
PORTUGAL	2 607	1 281	444	ALBANIA	4 636	810	286
SPAIN	158 265	54 523	19 114	CANARY IS	472	98	32
YUGOSLAVIA	159 438	18 333	6 389	MOROCCO	882 920	79 594	27 824
TURKEY	61 998	23 946	8 222	ALGERIA	656	417	138
SOVIETUNION	20 117	3 012	1 064	TUNISIA	8 544	2 980	1 009
POLAND	37 096	4 863	1 727	MALI	1 233	540	200
CZECHOSLOVA	78 616	9 809	3 452	SENEGAL	1 070	294	106
HUNGARY	174 739	22 790	7 969	IVORY COAST	245 565	36 409	12 729
ROMANIA	15 527	3 112	1 080	KENYA	390	104	37
BULGARIA	97 325	9 175	3 114	TANZANIA	9 240	4 440	1 550
ALBANIA	2 388	1 151	410	MOZAMBIQUE	852	925	329
MOROCCO	10 261	2 208	796	MADAGASCAR	3 023	3 314	1 157
EGYPT	14 492	8 002	2 830	MAURITIUS	105	87	31
SUDAN	300	139	50	ZIMBABWE	110	107	36
KENYA	1 201	382	133	REP S AFRICA	3 878	591	202
MADAGASCAR	259	363	130	SWAZILAND	1 052 284	181 547	64 850
REP S AFRICA	16 599	8 133	2 931	USA	36 228	4 317	1 483
LESOTHO	2 128	1 260	428	CANADA	637 195	351 048	120 792
USA	48 354	25 534	8 983	MEXICO	1 847	347	131
CANADA	20 619	3 346	1 180	GUATEMALA	7 909	2 675	933
MEXICO	10 301	5 057	1 820	HONDURAS	37 294	4 165	1 487
ECUADOR	3 258	2 328	825	COSTA RICA	771 054	98 403	34 770
PERU	6 775	3 212	1 139	PANAMA	1 276 395	147 168	51 680
BRAZIL	1 876	1 143	414	CUBA	1 673 821	220 136	78 065
CHILE	1 892	1 454	512	BAHAMAS	3 320	530	180
ARGENTINA	762	367	130	DOMINIC REP	300	114	42
SYRIA	3 192	1 445	499	MARTINIQUE	4 184	573	200
ISRAEL	24 052	4 236	1 505	ST VINCENT	2 097	845	280
PAKISTAN	21	385	137	COLOMBIA	4 113	213	74
INDIA	3 354	1 378	484	VE NEZUELA	1 158 564	142 561	50 205
THAILAND	9 188	1 216	434	ECUADOR	481	190	70
CHINA	327 406	106 708	37 660	PERU	681 795	87 531	31 195
SOUTH KOREA	633	994	344	BRAZIL	3 442	2 051	707
JAPAN	626	1 119	382	CHILE	50 638	19 398	6 703
TAIWAN	195 497	96 664	33 669	URUGUAY	599 255	100 148	36 620
HONG KONG	918	347	129	ARGENTINA	7 253	1 010	335
EXPORTS	712 550	229 625	80 955	CYPRUS	406 098	56 281	20 474
FRANCE	146 668	42 085	14 931	IRAQ	172 171	16 886	5 983
BELGIUM LUX	64 555	18 207	6 443	IRAN	2 295	1 228	414
NETHERLANDS	160 410	40 630	14 358	ISRAEL	26 643	19 970	7 088
ITALY	96 318	43 877	15 472	AFGHANISTAN	1 260 130	120 020	43 872
UNTD KINGDOM	75 107	22 576	7 935	PAKISTAN	6 004	1 496	521
IRELAND	1 410	786	273	INDIA	420	114	40
DENMARK	62 584	11 763	4 171	SRI LANKA	7 130	8 830	3 058
GREECE	919	532	176	THAILAND	46 429	20 556	6 950
ICELAND	255	133	40	INDONESIA	406	309	100
NORWAY	1 802	1 127	396	MALAYSIA	3 403	1 499	502
SWEDEN	12 629	5 392	1 909	SINGAPORE	3 932	1 682	567
FINLAND	3 738	1 661	582	PHILIPPINES	355	144	53
SWITZERLAND	15 537	11 838	4 142	CHINA	40 741	17 146	5 951
AUSTRIA	13 780	7 830	2 756	TAIWAN	32 229	12 717	4 527
PORTUGAL	692	398	139	HONG KONG	1 161	739	258
SPAIN	11 965	2 853	1 016	AUSTRALIA	136	134	47
CANARY IS	2 602	750	258	NEW ZEALAND	161 770	40 926	14 142
GHANA	508	146	49	EXPORTS	458 245	118 111	41 267
ANGOLA	1 194	102	36	FRANCE	159 917	57 559	20 314
REP S AFRICA	4 879	1 427	503	BELGIUM LUX	96 713	25 234	8 861
USA	13 360	5 623	1 960	NETHERLANDS	371 662	63 918	22 332
CANADA	6 626	1 740	607	ITALY	85 868	24 445	8 698
GUATEMALA	203	204	73	UNTD KINGDOM	63 684	17 976	6 432
VENEZUELA	63	93	33	IRELAND	5 912	726	258
IRAQ	785	354	123	DENMARK	161 770	31 379	10 974
ISRAEL	577	1 438	496	GREECE	12 235	2 889	971
SAUDI ARABIA	1 926	890	310	ICELAND	2 209	882	303
KUWAIT	297	132	46	NORWAY	36 663	4 984	1 774
BAHRAIN	266	243	85	SWEDEN	110 653	12 577	4 566
QATAR	85	95	32	FINLAND	194 533	19 276	6 861
ARAB EMIRAT	207	171	58	SWITZERLAND	68 517	14 284	5 095
SINGAPORE	433	163	53	AUSTRIA	60 820	13 986	4 920
JAPAN	2 006	463	165	SPAIN	2 174	977	349
HONG KONG	354	153	53	YUGOSLAVIA	2 944	1 505	504
AUSTRALIA	4 530	2 605	901	TURKEY	729	243	87
NEW ZEALAND	177	99	36	SOVIETUNION	2 299	2 189	787
057 FRUIT,NUTS,FRESH,DRIED				POLAND	6 162	1 128	382
IMPORTS	34 238 871	5 115 767	1 793 734	CANARY IS	153	101	33
FRANCE	2 120 480	292 676	102 112	CEUTA MEL	570	246	84
BELGIUM LUX	143 585	30 188	10 665	EGYPT	715	291	105
NETHERLANDS	516 658	80 439	28 323	REP S AFRICA	788	447	163
ITALY	8 661 028	1 316 917	461 903	USA	2 339	2 294	791
UNTD KINGDOM	9 400	1 726	598	CANADA	329	445	155
				CYPRUS	284	371	129
				ISRAEL	1 334	1 229	436
				JAPAN	358	407	136
				AUSTRALIA	922	858	308

6 IMPORTS AND EXPORTS (SPECIAL TRADE) BY GROUPS OF THE SITC-REV. 11 AND BY COUNTRIES OF PRODUCTION AND CONSUMPTION 1984

GROUP COUNTRY	DT * 100 KG	1 000 DM	1 000 \$	GROUP COUNTRY	DT * 100 KG	1 000 DM	1 000 \$
CAMEROON	9 665	472	158	UNTD KINGDOM	15 245	7 490	2 618
S TOME PRINC	2 417	114	38	IRELAND	202	130	45
ZAIRE	44 260	2 195	782	DENMARK	13 117	6 910	2 415
RWANDA	68 000	4 046	1 415	GREECE	2 558	1 666	583
BURUNDI	21 905	1 222	423	ICELAND	678	449	152
ANGOLA	2 056	131	44	NORWAY	3 055	1 894	657
ETHIOPIA	5 367	408	132	SWEDEN	4 460	2 603	926
DJIBOUTI	12 120	566	211	FINLAND	2 817	1 787	631
SOMALIA	16 882	1 024	362	SWITZERLAND	20 947	12 015	4 248
KENYA	43 564	3 031	1 084	AUSTRIA	47 971	24 352	8 594
UGANDA	16 379	813	275	PORTUGAL	389	429	151
COMOROS	2 000	102	36	SPAIN	811	456	169
ZIMBABWE	821	102	34	ANDORRA	144	91	31
REP S AFRICA	3 555	408	142	MALTA	189	111	36
USA	116 195	9 429	3 398	POLAND	434	244	80
CANADA	74 269	7 234	2 521	CZECHOSLOVA	1 733	1 001	346
MEXICO	1 174	214	76	CANARY IS	304	198	64
GUATEMALA	761	164	59	EGYPT	311	171	60
EL SALVADOR	1 360	121	43	REP S AFRICA	844	596	204
NICARAGUA	1 246	94	34	USA	125 084	58 668	20 404
DOMINIC REP	5 402	418	147	CANADA	9 732	5 149	1 779
JAMAICA	3 340	258	89	MARTINIQUE	168	101	36
NETH ANTILL	5 270	355	127	NETH ANTILL	219	145	52
COLOMBIA	2 197	380	135	BRAZIL	174	80	31
VENEZUELA	3 148	324	109	PARAGUAY	364	218	78
ECUADOR	1 202	193	68	CYPRUS	586	288	100
PERU	297 039	20 174	7 144	LEBANON	3 936	1 669	592
CHILE	46 637	3 377	1 207	SYRIA	296	107	36
ARGENTINA	11 972	1 621	564	IRAN	1 926	883	308
CYPRUS	135 214	8 144	2 901	ISRAEL	2 056	964	341
LEBANON	16 831	1 592	544	JORDAN	397	241	82
SYRIA	41 707	2 992	1 039	SAUDI ARABIA	7 513	3 824	1 371
IRAQ	50 638	4 812	1 681	KUWAIT	2 657	1 394	486
IRAN	83 692	4 224	1 507	BAHRAIN	198	133	46
ISRAEL	421 408	23 109	7 983	ARAB EMIRAT	2 485	1 315	460
JORDAN	24 498	1 650	551	OMAN	257	150	51
SAUDI ARABIA	85 511	10 689	3 720	AFGHANISTAN	312	225	80
KUWAIT	160 745	12 264	4 503	MALAYSIA	199	133	45
ARAB EMIRAT	62 186	3 141	1 104	SINGAPORE	1 154	705	238
OMAN	4 869	330	116	JAPAN	7 793	4 525	1 572
NORTH YEMEN	175 703	11 609	4 022	HONG KONG	3 654	2 209	769
SOUTH YEMEN	9 860	719	252	AUSTRALIA	2 453	1 328	470
AFGHANISTAN	1 884	210	72				
PAKISTAN	61 272	4 663	1 661	071 COFFEE AND SUBSTITUTES			
INDIA	5 099	593	210				
BANGLADESH	403 517	22 230	7 338	IMPORTS	5 304 836	4 673 303	1 642 090
SRI LANKA	9 063	629	218				
THAILAND	5 146	683	241	FRANCE	34 590	27 027	9 659
INDONESIA	6 468	926	327	BELGIUM LUX	14 368	27 721	9 854
MALAYSIA	543	93	32	NETHERLANDS	29 868	32 635	11 451
SINGAPORE	10 135	654	227	ITALY	13 950	20 987	7 394
PHILIPPINES	15 695	1 961	715	UNTD KINGDOM	12 644	18 758	6 456
CHINA	34 440	4 334	1 507	IRELAND	101	126	47
SOUTH KOREA	19 830	2 217	777	GREECE	213	319	113
JAPAN	188 988	21 453	7 586	NORWAY	166	94	34
TAIWAN	5 861	768	270	SWEDEN	213	392	138
HONG KONG	24 181	2 032	728	SWITZERLAND	2 614	3 366	1 181
AUSTRALIA	3 941	571	196	AUSTRIA	1 069	1 604	524
PAPUA NEW G	2 890	195	67	HUNGARY	9 200	947	335
SOLOMON IS	11 754	735	266	GUINEA	3 591	3 267	1 099
NEW CALEDON	22 345	1 525	543	LIBERIA	12 222	9 996	3 447
VANUATU	4 230	303	109	IVORY COAST	66 841	49 544	17 515
WEST SAMOA	11 195	575	207	TOGO	8 712	6 659	2 316
FP POLYNESIA	26 470	1 860	643	BENIN	4 283	3 637	1 265
				NIGERIA	9 954	7 971	2 906
062 SUGAR PREPS NON-COCOA				CAMEROON	175 679	141 759	50 145
IMPORTS	435 305	226 330	79 868	CENT AFR REP	9 718	7 824	2 760
FRANCE	91 656	57 797	20 330	GABON	262	216	76
BELGIUM LUX	33 124	14 982	5 285	ZAIRE	64 488	54 401	19 041
NETHERLANDS	169 884	72 040	25 448	RWANDA	211 625	187 928	65 267
ITALY	8 050	8 842	3 137	BURUNDI	159 200	134 318	47 604
UNTD KINGDOM	36 328	18 558	6 547	ANGOLA	888	666	250
IRELAND	12 079	6 325	2 277	ETHIOPIA	219 290	195 308	69 840
DENMARK	15 953	8 404	2 979	KENYA	384 340	356 353	123 998
GREECE	4 986	2 040	712	UGANDA	119 240	96 545	34 099
SWEDEN	1 090	583	204	TANZANIA	292 540	260 507	90 313
FINLAND	2 263	963	345	MADAGASCAR	19 523	15 581	5 838
SWITZERLAND	21 134	17 733	6 210	ZIMBABWE	10 306	8 297	2 905
AUSTRIA	3 384	2 988	1 053	MALAWI	2 107	1 890	680
SPAIN	6 586	4 398	1 543	USA	794	508	315
YUGOSLAVIA	5 543	1 297	452	MEXICO	29 874	22 827	7 945
TURKEY	4 670	1 509	539	GUATEMALA	69 728	59 303	21 406
POLAND	2 454	650	233	HONDURAS	27 785	10 483	6 802
CZECHOSLOVA	2 670	823	286	EL SALVADOR	392 379	332 782	118 105
HUNGARY	6 733	1 135	404	NICARAGUA	66 097	59 009	20 491
REP S AFRICA	610	286	98	COSTA RICA	107 692	90 391	31 868
USA	874	608	220	CUBA	253	235	78
CANADA	2 193	1 175	449	HAITI	1 213	1 119	392
MEXICO	498	284	98	DOMINIC REP	120	100	35
BRAZIL	207	95	34	JAMAICA	179	134	43
IRAN	222	132	51	COLOMBIA	1 500 905	1 341 783	472 907
SOUTH KOREA	218	134	44	ECUADOR	9 655	12 383	4 250
JAPAN	422	916	319	PERU	4 456	3 272	1 150
TAIWAN	924	1 281	450	BRAZIL	917 119	828 536	290 412
HONG KONG	94	96	34	BOLIVIA	1 772	1 518	512
EXPORTS	480 412	230 459	80 832	PARAGUAY	324	552	178
FRANCE	23 320	13 017	4 630	LEBANON	216	171	59
BELGIUM LUX	40 367	18 280	6 433	INDIA	34 346	29 349	10 209
NETHERLANDS	101 159	38 154	13 447	SRI LANKA	10 717	7 824	2 776
ITALY	24 247	13 041	4 580	THAILAND	652	494	188
				INDONESIA	98 956	69 806	24 634
				MALAYSIA	3 485	2 325	856
				PHILIPPINES	11 187	6 751	3 022
				CHINA	551	479	157

6 IMPORTS AND EXPORTS (SPECIAL TRADE) BY GROUPS OF THE SITC-REV. 11 AND BY COUNTRIES OF PRODUCTION AND CONSUMPTION 1984

GROUP COUNTRY	DT * 100 KG	1 000 DM	1 000 \$	GROUP COUNTRY	DT * 100 KG	1 000 DM	1 000 \$
JAPAN	422	354	126	SRI LANKA	1 509	959	341
PAPUA NEW G	118 304	100 233	34 740	INDONESIA	86 724	52 695	18 471
FIJI	247	191	73	MALAYSIA	229 821	139 422	49 124
EXPORTS	899 373	1 224 690	430 711	SINGAPORE	25 306	20 514	7 201
FRANCE	148 369	244 737	86 385	PHILIPPINES	7 296	4 852	1 699
BELGIUM LUX	106 219	130 010	45 638	CHINA	340	516	171
NETHERLANDS	121 297	139 216	48 933	AUSTRALIA	224	320	106
ITALY	2 038	4 529	1 604	PAPUA NEW G	111 542	75 925	25 678
UNTD KINGDOM	78 538	165 357	58 173	SOLOMON IS	1 397	851	286
IRELAND	2 509	6 963	2 540	AMER OCEANIA	348	203	75
DENMARK	92 915	114 433	40 239	FIJI	2 562	1 623	564
GREECE	2 602	4 333	1 527	VANUATU	300	196	65
NORWAY	7 951	12 066	4 207	WEST SAMOA	5 255	3 422	1 203
SWEDEN	7 337	20 815	7 284	EXPORTS	729 906	621 361	217 950
FINLAND	2 812	5 076	1 798	FRANCE	119 427	107 300	37 024
SWITZERLAND	11 865	18 563	6 462	BELGIUM LUX	45 415	36 834	12 818
AUSTRIA	58 803	59 131	20 795	NETHERLANDS	173 292	154 105	54 262
PORTUGAL	398	547	178	ITALY	71 748	48 863	17 009
SPAIN	218	345	123	UNTD KINGDOM	67 783	64 214	22 583
TURKEY	327	739	275	IRELAND	1 400	1 560	555
SOVIET UNION	679	1 106	357	DENMARK	11 860	7 664	2 680
POLAND	6 133	6 226	2 149	GREECE	5 618	5 939	2 077
CZECHOSLOVA	1 904	2 286	795	ICELAND	1 659	1 790	631
ROMANIA	2 335	4 004	1 394	NORWAY	6 404	6 787	2 409
BULGARIA	796	1 360	481	SWEDEN	11 911	9 506	3 352
CANARY IS	1 115	1 651	576	FINLAND	7 304	7 316	2 529
LIBYA	38	272	99	SWITZERLAND	42 406	45 984	16 239
EGYPT	88	172	62	AUSTRIA	25 712	22 072	7 851
REP S AFRICA	298	518	181	PORTUGAL	1 170	638	229
USA	183 277	191 477	67 360	SPAIN	2 484	846	304
CANADA	32 644	34 745	11 994	YUGOSLAVIA	10 473	4 890	1 684
ARGENTINA	46	197	68	TURKEY	996	1 255	463
CYPRUS	332	594	206	POLAND	4 564	3 443	1 232
IRAQ	818	2 149	789	CZECHOSLOVA	5 858	2 783	947
IRAN	503	409	152	HUNGARY	1 683	1 265	438
ISRAEL	2 993	2 614	910	ALBANIA	370	299	111
JORDAN	102	171	60	ALGERIA	7 404	3 738	1 309
SAUDI ARABIA	1 625	2 820	1 015	EGYPT	200	110	39
KUWAIT	402	668	237	SUDAN	220	139	47
BAHRAIN	173	282	100	ZAMBIA	178	122	43
QATAR	119	179	62	REP S AFRICA	1 210	1 247	459
ARAB EMIRAT	391	540	188	USA	51 183	32 322	11 498
OMAN	324	370	130	CANADA	6 837	6 169	2 169
MALAYSIA	242	676	246	CYPRUS	528	289	100
SINGAPORE	401	983	344	LEBANON	1 153	690	240
SOUTH KOREA	631	877	307	SYRIA	1 465	704	229
JAPAN	7 102	23 015	8 152	IRAN	1 232	754	263
TAIWAN	1 362	1 547	551	ISRAEL	3 581	4 961	1 802
HONG KONG	1 279	1 296	450	JORDAN	503	228	82
AUSTRALIA	5 817	12 966	4 576	SAUDI ARABIA	112	106	37
NEW ZEALAND	869	1 017	356	THAILAND	1 878	1 327	446
072 COCOA				SINGAPORE	1 354	780	260
IMPORTS	2 503 372	1 738 249	608 724	SOUTH KOREA	2 160	1 708	599
FRANCE	9 759	8 985	3 143	JAPAN	20 187	20 080	7 174
BELGIUM LUX	22 300	16 923	5 906	TAIWAN	557	301	110
NETHERLANDS	306 700	291 075	101 899	AUSTRALIA	8 122	9 976	3 526
ITALY	23 109	15 616	5 415	073 CHOCOLATE AND PRODUCTS			
UNTD KINGDOM	2 121	1 310	457	IMPORTS	1 236 203	682 210	239 597
GREECE	108	167	55	FRANCE	152 523	92 742	32 394
SWITZERLAND	336	373	132	BELGIUM LUX	200 856	128 430	44 884
PORTUGAL	1 074	1 413	511	NETHERLANDS	642 705	299 043	105 566
SPAIN	17 110	18 626	6 569	ITALY	91 419	55 490	19 457
POLAND	30 743	37 198	13 111	UNTD KINGDOM	33 887	21 981	7 659
HUNGARY	2 450	3 430	1 209	DENMARK	13 440	8 575	3 025
TUNISIA	800	257	91	GREECE	276	110	38
SIERRA LEONE	3 288	1 976	700	SWEDEN	20 172	13 915	4 916
LIBERIA	34 729	22 953	8 201	FINLAND	15 047	9 239	3 262
IVORY COAST	721 757	449 684	157 092	SWITZERLAND	29 441	27 927	9 804
GHANA	146 616	81 355	28 137	AUSTRIA	15 505	17 818	6 150
TOGO	35 070	23 691	8 453	SPAIN	179	81	30
BENIN	55 966	39 139	13 975	YUGOSLAVIA	3 201	811	286
NIGERIA	136 827	87 726	30 667	TURKEY	465	167	60
CAMEROON	215 059	133 042	47 440	POLAND	11 747	2 321	818
EQUAT GUINEA	4 138	2 748	963	CZECHOSLOVA	2 172	1 889	652
S TOME PRINC	10 775	7 740	2 682	HUNGARY	1 952	982	338
GABON	4 315	3 072	1 112	USA	255	165	57
CONGO	5 478	3 724	1 274	ECUADOR	415	184	67
ZAIRE	2 973	1 884	674	CYPRUS	201	183	65
UGANDA	2 345	1 342	473	EXPORTS	943 096	612 662	212 904
TANZANIA	9 894	6 178	2 192	FRANCE	182 048	107 525	37 631
MADAGASCAR	4 824	3 537	1 164	BELGIUM LUX	102 596	59 788	20 885
USA	737	468	163	NETHERLANDS	139 591	77 334	27 169
MEXICO	19 684	17 690	6 313	ITALY	66 099	49 496	17 182
GUATEMALA	676	450	163	UNTD KINGDOM	86 953	64 112	22 020
COSTA RICA	147	114	37	IRELAND	1 061	1 144	391
CUBA	3 388	3 820	1 418	DENMARK	46 949	33 457	11 698
HAITI	24 545	16 618	5 838	GREECE	5 425	4 476	1 536
DOMINIC REP	4 556	2 997	993	ICELAND	617	586	195
JAMAICA	3 684	2 732	951	NORWAY	7 051	5 521	1 901
TRINIDAD TOB	1 054	746	270	SWEDEN	13 976	10 372	3 579
GRENADA	3 395	2 121	739	FINLAND	5 317	5 139	1 749
COLOMBIA	5 336	4 412	1 459	SWITZERLAND	16 604	13 101	4 569
VENEZUELA	3 144	2 436	861	AUSTRIA	125 601	66 408	23 220
SURINAME	2 169	1 432	490	PORTUGAL	163	217	72
ECUADOR	30 021	22 464	7 776	SPAIN	2 618	1 617	566
PERU	1 348	1 511	546	ANDORRA	143	128	47
BRAZIL	110 560	87 651	30 644	MALTA	269	351	117
BOLIVIA	267	337	111				
INDIA	5 156	3 461	1 229				

6 IMPORTS AND EXPORTS (SPECIAL TRADE) BY GROUPS OF THE SITC-REV. 1) AND BY COUNTRIES OF PRODUCTION AND CONSUMPTION 1984

GROUP COUNTRY	DT = 100 KG	1 000 DM	1 000 \$	GROUP COUNTRY	DT = 100 KG	1 000 DM	1 000 \$
POLAND	6 706	4 735	1 639	CZECHOSLOVAKIA	3 430	1 051	370
CZECHOSLOVAKIA	3 626	4 014	1 398	HUNGARY	22 877	8 109	2 849
HUNGARY	1 481	1 424	496	ROMANIA	1 735	434	155
ROMANIA	776	524	197	BULGARIA	10 617	1 751	625
BULGARIA	4 508	3 259	1 105	ALBANIA	1 210	458	163
CANARY IS	314	238	82	MOROCCO	7 945	1 199	418
ALGERIA	1 000	465	163	TUNISIA	306	117	39
EGYPT	228	206	70	EGYPT	8 661	2 165	773
REP S AFRICA	2 153	2 524	890	SENEGAL	227	140	52
USA	41 867	33 894	11 584	NIGERIA	323	174	62
CANADA	36 026	27 125	9 178	CAMEROON	245	133	44
CHILE	375	442	158	ETHIOPIA	187	323	115
URUGUAY	121	113	40	KENYA	269	107	37
ARGENTINA	210	201	71	TANZANIA	530	1 446	527
CYPRUS	420	295	100	MADAGASCAR	15 668	38 149	13 450
LEBANON	7 372	3 906	1 373	REUNION	38	464	170
ISRAEL	3 722	2 303	809	COMOROS	1 246	394	1 388
JORDAN	1 243	801	283	REP S AFRICA	374	170	63
SAUDI ARABIA	5 436	4 336	1 521	USA	585	981	347
KUWAIT	4 884	3 454	1 179	MEXICO	2 580	1 411	497
BAHRAIN	462	370	124	GUATEMALA	774	2 368	831
QATAR	384	398	139	HONDURAS	246	157	57
ARAB EMIRAT	3 733	3 269	1 120	WEST INDIES	975	481	165
OMAN	887	701	239	HAITI	735	138	50
INDONESIA	123	111	38	JAMAICA	2 095	1 587	569
MALAYSIA	104	99	34	GRENADA	6 923	3 385	1 171
SINGAPORE	1 989	2 036	700	BRAZIL	43 512	25 367	8 758
JAPAN	3 650	3 543	1 196	ISRAEL	305	104	36
TAIWAN	157	104	36	PAKISTAN	704	203	73
HONG KONG	383	497	169	INDIA	11 369	4 739	1 678
AUSTRALIA	4 901	5 749	1 997	SRI LANKA	3 860	2 013	704
				THAILAND	8 328	5 550	1 938
074 TEA AND MATE				VIETNAM	1 044	473	160
IMPORTS	200 145	166 723	58 623	INDONESIA	45 885	26 215	9 269
BELGIUM LUX	175	219	75	MALAYSIA	19 919	13 864	4 830
NETHERLANDS	617	484	169	SINGAPORE	855	902	303
UNITED KINGDOM	3 317	4 542	1 582	CHINA	37 030	19 700	6 930
SWITZERLAND	118	206	70	HONG KONG	262	201	70
TURKEY	3 820	3 188	1 129	PAPUA NEW G	379	971	331
SOVIET UNION	3 253	2 133	759	FR POLYNESIA	19	282	102
KENYA	2 764	2 343	826	EXPORTS	59 775	71 909	25 401
TANZANIA	147	155	55	FRANCE	6 862	11 045	3 891
MOZAMBIQUE	5 270	3 320	1 183	BELGIUM LUX	4 524	4 886	1 728
MALAWI	4 864	3 825	1 320	NETHERLANDS	8 722	9 764	3 472
REP S AFRICA	151	90	34	ITALY	2 914	4 660	1 633
USA	8 612	8 390	3 003	UNITED KINGDOM	5 456	6 182	2 182
BRAZIL	2 285	1 032	365	IRELAND	146	132	42
ARGENTINA	12 511	7 595	2 705	DENMARK	6 635	6 633	2 325
INDIA	61 792	55 886	19 617	GREECE	348	273	95
BANGLADESH	3 193	2 060	744	ICELAND	152	126	34
SRI LANKA	30 566	27 462	9 671	NORWAY	1 554	1 445	505
VIETNAM	2 099	1 423	504	SWEDEN	2 407	2 604	936
INDONESIA	16 109	12 934	4 519	FINLAND	1 512	1 073	384
MALAYSIA	181	113	39	SWITZERLAND	2 403	3 222	1 140
SINGAPORE	288	214	69	AUSTRIA	4 704	2 827	1 008
CHINA	35 551	26 986	9 460	SPAIN	1 148	1 338	477
JAPAN	83	193	66	YUGOSLAVIA	647	469	170
TAIWAN	1 335	943	328	POLAND	890	455	158
HONG KONG	55	119	41	HUNGARY	1 261	1 200	419
PAPUA NEW G	537	508	170	BULGARIA	368	298	106
EXPORTS	27 787	35 109	12 260	CANARY IS	224	246	83
FRANCE	1 692	2 115	755	EGYPT	27	93	35
BELGIUM LUX	679	1 097	372	ZIMBABWE	6	111	40
NETHERLANDS	3 553	3 706	1 317	REP S AFRICA	841	1 277	449
ITALY	951	1 362	478	USA	2 157	4 501	1 582
UNITED KINGDOM	718	829	289	CANADA	639	834	285
DENMARK	2 787	3 006	1 061	VENEZUELA	206	120	42
NORWAY	865	1 233	438	ARGENTINA	195	221	82
SWEDEN	1 281	1 239	434	IRAQ	192	249	85
FINLAND	1 168	1 281	439	IRAN	190	120	40
SWITZERLAND	1 410	1 424	503	ISRAEL	206	543	204
AUSTRIA	4 418	4 803	1 685	JORDAN	90	155	52
SPAIN	840	713	255	SAUDI ARABIA	101	194	71
POLAND	975	881	326	OMAN	30	161	60
BULGARIA	91	164	54	PAKISTAN	106	421	159
USA				MALAYSIA	107	163	56
CANADA	406	497	176	SINGAPORE	168	171	57
SAUDI ARABIA	1 042	1 814	600	PHILIPPINES	24	442	161
MALAYSIA	65	183	68	SOUTH KOREA	53	613	225
JAPAN	78	180	62	JAPAN	236	1 072	390
AUSTRALIA	175	275	90	AUSTRALIA	232	541	189
				081 FEEDING STUFF FOR ANIMALS			
075 SPICES				IMPORTS	74 665 722	4 012 164	1 425 062
IMPORTS	451 286	229 416	80 504	FRANCE	2 295 074	108 757	38 375
FRANCE	9 681	3 940	1 374	BELGIUM LUX	924 280	63 442	22 375
NETHERLANDS	17 244	6 389	2 913	NETHERLANDS	9 285 032	576 870	203 357
ITALY	12 375	4 916	1 712	ITALY	262 154	8 882	3 217
UNITED KINGDOM	4 407	2 079	720	UNITED KINGDOM	162 183	47 315	16 592
DENMARK	2 793	1 742	608	IRELAND	3 111	397	150
GREECE	21 134	5 308	1 827	DENMARK	1 256 592	50 279	17 725
SWITZERLAND	202	271	93	ICELAND	151 581	16 085	5 722
AUSTRIA	1 864	461	153	FAROE IS	31 478	3 498	1 266
PORTUGAL	124	140	50	NORWAY	86 875	10 741	3 814
SPAIN	35 695	11 327	4 004	SWEDEN	3 554	184	65
YUGOSLAVIA	32 052	7 283	2 563	SWITZERLAND	23 079	3 920	1 389
TURKEY	35 451	8 202	2 906	AUSTRIA	74 457	3 533	1 208
SOVIET UNION	2 803	408	150	PORTUGAL	48 334	1 720	646
POLAND	10 186	3 025	1 070	SPAIN	598 027	19 281	7 003
				YUGOSLAVIA	4 726	1 512	523

6 IMPORTS AND EXPORTS (SPECIAL TRADE) BY GROUPS OF THE SITC-REV. 11 AND BY COUNTRIES OF PRODUCTION AND CONSUMPTION 1984

GROUP COUNTRY	DT = 100 KG	1 000 DM	1 000 \$	GROUP COUNTRY	DT = 100 KG	1 000 DM	1 000 \$
TURKEY	55 207	2 492	932	ISRAEL	11 233	2 117	741
POLAND	218 980	7 959	2 871	JORDAN	54 635	7 432	2 618
CZECHOSLOVAKIA	9 513	1 027	356	SAUDI ARABIA	61 041	6 505	2 329
HUNGARY	219 335	8 668	3 008	KUWAIT	12 471	1 047	373
BULGARIA	11 106	5 654	1 996	BAHRAIN	515	164	55
MOROCCO	13 447	768	271	ARAB EMIRAT	4 709	635	217
SUDAN	109 848	5 793	2 040	NORTH YEMEN	3 362	278	95
SENEGAL	191 374	9 934	3 604	SOUTH YEMEN	12 754	650	233
GUINEA	10 317	438	144	PAKISTAN	2 263	579	208
LIBERIA	4 016	152	56	INDIA	616	112	41
IVORY COAST	212 656	8 727	3 077	THAILAND	8 266	4 093	1 417
GHANA	3 518	158	51	INDONESIA	5 388	905	325
NIGERIA	134 164	5 011	1 792	MALAYSIA	5 559	2 060	725
ZAIRE	45 844	1 807	625	SINGAPORE	7 657	1 480	521
KENYA	4 014	209	79	PHILIPPINES	4 026	593	213
REP S AFRICA	2 167 846	96 112	33 928	CHINA	167	90	31
USA	22 776 440	1 148 726	414 540	SOUTH KOREA	1 280	716	247
CANADA	364 592	17 697	6 571	JAPAN	24 752	7 821	2 765
MEXICO	34 270	1 323	479	TAIWAN	49 719	8 082	2 809
NICARAGUA	10 062	435	158	HONG KONG	2 758	1 319	464
ECUADOR	167 747	16 207	5 307	AUSTRALIA	675	1 328	458
PERU	568 786	60 690	21 811	NEW ZEALAND	596	222	77
BRAZIL	15 192 231	802 177	280 740				
CHILE	2 083 191	224 234	78 586	091 MARGARINE AND SHORTENING			
PARAGUAY	23 735	1 327	484				
URUGUAY	50 977	2 115	776	IMPORTS	349 385	77 573	27 010
ARGENTINA	6 133 742	299 175	105 437				
ISRAEL	17 376	2 664	944	FRANCE	1 369	401	142
PAKISTAN	16 777	1 406	520	BELGIUM LUX	130 008	29 788	10 309
INDIA	1 397 010	49 081	17 996	NETHERLANDS	169 823	39 742	13 805
BANGLADESH	3 510	131	47	DENMARK	30 088	4 875	1 751
BURMA	148 254	6 238	2 295	SWEDEN	1 808	217	78
THAILAND	58 932	4 198	1 541	HUNGARY	2 289	705	239
INDONESIA	2 138 637	83 590	29 726	USA	12 943	1 645	619
MALAYSIA	1 671 143	66 891	23 690				
PHILIPPINES	1 761 371	81 216	29 034	EXPORTS	1 442 070	270 735	95 187
CHINA	1 354 829	62 119	22 801				
JAPAN	556	2 524	880	FRANCE	200 175	46 109	16 248
AUSTRALIA	37 519	5 095	1 879	BELGIUM LUX	240 608	43 928	15 295
PAPUA NEW G	29 692	1 341	474	NETHERLANDS	448 235	66 729	23 449
				ITALY	68 598	19 260	6 751
EXPORTS	35 609 521	2 070 457	726 926	UNITED KINGDOM	202 420	31 509	11 118
FRANCE	1 414 476	124 921	44 425	DENMARK	46 410	7 280	2 571
BELGIUM LUX	1 081 766	108 285	38 238	GREECE	188 985	44 107	15 568
NETHERLANDS	17 100 750	490 582	170 251	SWITZERLAND	1 602	630	222
ITALY	347 907	50 521	17 757	AUSTRIA	10 417	2 683	945
UNITED KINGDOM	765 212	68 995	23 925	POLAND	3 639	705	250
IRELAND	109 537	6 819	2 408	ROMANIA	325	95	34
DENMARK	4 420 541	293 389	103 226	CANARY IS	2 862	990	350
GREECE	34 367	6 355	2 222	NIGERIA	1 642	300	100
ICELAND	67 985	3 091	1 062	MAURITIUS	14 238	3 011	1 058
NORWAY	71 297	10 604	3 816	SAUDI ARABIA	1 112	335	120
SWEDEN	522 583	54 784	19 447	ARAB EMIRAT	8 503	2 468	900
FINLAND	53 728	5 082	1 777				
SWITZERLAND	1 456 446	77 356	27 213	098 EDIBLE PRODUCTS, PREPS NES			
AUSTRIA	4 772 841	354 332	125 182				
PORTUGAL	4 896	1 423	512	IMPORTS	1 964 459	643 949	227 494
SPAIN	26 778	6 861	2 396				
MALTA	1 362	221	73	FRANCE	304 081	66 317	23 445
YUGOSLAVIA	78 995	11 551	4 128	BELGIUM LUX	288 168	76 854	27 032
TURKEY	78 818	10 435	3 518	NETHERLANDS	515 420	158 995	56 313
SOVIET UNION	2 058	393	135	ITALY	250 784	91 753	32 500
POLAND	655 397	46 482	16 250	UNITED KINGDOM	59 815	24 491	8 632
CZECHOSLOVAKIA	497 695	56 265	19 792	IRELAND	13 045	33 520	11 863
HUNGARY	800 598	92 509	32 558	DENMARK	113 342	39 812	14 061
ROMANIA	100 383	18 759	6 469	GREECE	12 155	5 145	1 807
BULGARIA	93 300	11 240	4 042	NORWAY	188	135	45
MOROCCO	845	165	59	SWEDEN	13 216	5 659	1 995
ALGERIA	17 799	2 816	938	FINLAND	220	225	77
LIBYA	466 554	25 539	9 003	SWITZERLAND	134 209	54 558	19 258
EGYPT	75 842	13 158	4 564	AUSTRIA	31 245	16 086	5 746
SUDAN	3 612	752	268	PORTUGAL	1 365	662	233
MALI	1 445	184	62	SPAIN	7 389	2 079	728
SIERRA LEONE	1 315	142	50	YUGOSLAVIA	17 610	2 628	926
GHANA	6 352	782	280	TURKEY	26 398	4 943	1 753
NIGERIA	1 617	282	103	SOVIET UNION	41	107	40
ZAMBIA	420	284	99	HUNGARY	16 386	3 471	1 195
ZIMBABWE	636	140	50	ROMANIA	2 192	466	165
REP S AFRICA	4 354	2 181	790	USA	70 810	25 471	9 021
USA	26 032	31 675	11 087	CANADA	23 986	7 249	2 528
CANADA	6 567	3 197	1 120	MEXICO	352	98	35
MEXICO	672	2 257	798	BRAZIL	2 100	1 150	400
GUATEMALA	1 443	725	251	ISRAEL	25 676	6 386	2 224
HONDURAS	106	84	31	SRI LANKA	169	492	175
EL SALVADOR	549	100	37	THAILAND	10 122	4 730	1 643
COSTA RICA	1 066	284	101	PHILIPPINES	217	113	38
PANAMA	905	169	69	CHINA	9 337	2 832	980
CUBA	2 640	352	126	SOUTH KOREA	2 422	1 197	421
DOMINIC REP	1 132	217	77	JAPAN	5 147	3 156	1 103
COLOMBIA	5 120	1 460	528	TAIWAN	2 307	1 154	408
VENEZUELA	2 372	1 743	615	HONG KONG	1 942	914	325
ECUADOR	3 665	1 152	405	AUSTRALIA	140	134	46
PERU	756	440	158	NEW ZEALAND	1 222	517	175
BRAZIL	479	344	120				
CHILE	2 215	516	182	EXPORTS	1 696 231	726 886	256 711
BOLIVIA	336	165	57				
URUGUAY	986	234	80	FRANCE	233 905	72 263	25 517
ARGENTINA	2 586	1 204	413	BELGIUM LUX	176 549	60 844	21 497
CYPRUS	8 584	1 107	386	NETHERLANDS	345 605	91 741	32 397
LEBANON	1 936	278	97	ITALY	91 245	46 374	16 504
SYRIA	74 615	11 103	4 072	UNITED KINGDOM	120 723	36 372	12 792
IRAQ	1 605	385	136	IRELAND	15 464	4 218	1 501
IRAN	39 412	4 550	1 653	DENMARK	100 413	24 547	8 662
				GREECE	19 309	13 499	4 737

6 IMPORTS AND EXPORTS (SPECIAL TRADE) BY GROUPS OF THE SITC-REV. 11 AND BY COUNTRIES OF PRODUCTION AND CONSUMPTION 1984

GROUP COUNTRY	DT * 100 KG	1 000 DM	1 000 \$	GROUP COUNTRY	DT * 100 KG	1 000 DM	1 000 \$
ICELAND	2 344	887	309	YUGOSLAVIA	192	149	54
NORWAY	10 225	5 704	2 004	POLAND	5 751	794	277
SWEDEN	23 723	9 354	3 305	CZECHOSLOVA	1 621	204	70
FINLAND	12 009	4 736	1 688	HUNGARY	1 166	140	49
SWITZERLAND	125 571	56 750	20 019	ROMANIA	2 045	325	118
AUSTRIA	95 635	46 439	16 459	CANARY IS	9 444	1 072	375
PORTUGAL	5 903	3 556	1 250	LIBYA	777	121	41
SPAIN	11 593	4 895	1 730	MAURITANIA	2 970	566	210
GIBRALTAR	861	190	66	LIBERIA	1 014	128	45
MALTA	1 216	1 003	351	GHANA	430	100	36
YUGOSLAVIA	5 406	3 605	1 236	NIGERIA	907	205	74
TURKEY	558	300	103	REP S AFRICA	2 341	343	120
SOVIETUNION	137	340	120	USA	46 949	8 449	2 941
POLAND	13 421	8 133	2 851	CANADA	6 382	702	243
CZECHOSLOVA	3 047	2 220	770	BAHAMAS	538	108	39
HUNGARY	1 838	1 465	527	GUADELOUPE	2 064	257	93
ROMANIA	4 683	4 471	1 514	MARTINIQUE	762	93	32
BULGARIA	895	718	255	NETH ANTILL	3 115	504	177
CANARY IS	3 216	1 113	387	CYPRUS	20 097	2 490	894
TUNISIA	1 337	1 166	412	LEBANON	90 369	9 005	3 288
LIBYA	1 684	2 227	799	IRAQ	3 746	454	163
EGYPT	9 736	7 126	2 500	IRAN	2 042	138	50
SUDAN	406	387	138	ISRAEL	13 504	1 539	549
NIGER	9 268	3 969	1 375	SAUDI ARABIA	8 364	1 978	695
GUINEA	364	163	53	BAHRAIN	1 412	210	77
SIERRA LEONE	540	237	79	QATAR	878	151	56
IVORY COAST	16 371	6 825	2 500	ARAB EMIRAT	3 051	410	146
TOGO	561	164	55	OMAN	908	159	54
NIGERIA	1 480	2 494	886	SINGAPORE	18 110	2 546	859
CAMEROON	1 652	647	239	JAPAN	3 776	665	234
GABON	1 267	444	160	HONG KONG	5 988	964	321
TANZANIA	437	137	48	AUSTRALIA	713	118	42
REUNION	416	313	111				
REP S AFRICA	14 905	7 269	2 544	112 ALCOHOLIC BEVERAGES			
USA	42 718	58 673	21 059				
CANADA	7 885	3 817	1 350	IMPORTS	11 066 664	2 243 973	786 326
COLOMBIA	909	357	122	FRANCE	3 378 268	927 367	324 518
VENEZUELA	1 663	1 753	617	BELGIUM LUX	129 059	13 788	4 847
ECUADOR	13	85	30	NETHERLANDS	38 628	12 931	4 561
PERU	734	228	82	ITALY	4 390 016	569 736	199 932
BRAZIL	1 453	717	246	UNTD KINGDOM	166 311	114 003	39 719
CHILE	669	419	149	IRELAND	50 697	22 998	8 059
ARGENTINA	2 576	1 571	516	DENMARK	381 391	58 736	20 734
CYPRUS	1 436	1 230	427	GREECE	240 295	73 056	25 507
LEBANON	3 588	2 097	741	NORWAY	2 758	2 689	938
SYRIA	300	830	302	SWEDEN	1 885	469	163
IRAQ	12 974	7 448	2 616	FINLAND	939	683	239
IRAN	68 948	52 211	18 267	SWITZERLAND	5 774	6 327	2 203
ISRAEL	838	349	124	AUSTRIA	317 403	53 232	18 556
JORDAN	3 235	2 612	915	PORTUGAL	78 973	32 268	11 374
SAUDI ARABIA	24 498	22 318	7 899	SPAIN	539 304	121 023	42 604
KUWAIT	4 015	3 463	1 197	YUGOSLAVIA	333 106	37 257	13 054
BAHRAIN	523	329	117	TURKEY	8 103	3 755	1 350
QATAR	574	290	102	SOVIETUNION	49 405	29 143	10 039
ARAB EMIRAT	5 454	5 131	1 820	POLAND	8 506	3 613	1 274
OMAN	2 799	2 882	1 024	CZECHOSLOVA	146 091	9 845	3 452
NORTH YEMEN	1 064	1 263	439	HUNGARY	264 959	31 537	11 168
SOUTH YEMEN	317	139	52	ROMANIA	85 301	10 216	3 621
PAKISTAN	130	106	37	BULGARIA	62 780	6 766	2 365
THAILAND	196	167	56	MOROCCO	10 417	1 310	500
VIETNAM	396	173	64	ALGERIA	16 240	1 050	353
INDONESIA	1 182	1 331	465	TUNISIA	141 004	11 035	4 032
MALAYSIA	484	271	92	REUNION	27 995	4 028	1 376
SINGAPORE	747	548	188	REP S AFRICA	7 576	3 176	1 127
PHILIPPINES	460	445	155	USA	56 576	26 442	9 248
SOUTH KOREA	376	552	190	CANADA	2 658	2 229	785
JAPAN	6 997	7 788	2 724	MEXICO	3 346	1 222	426
TAIWAN	542	458	160	BERMUDA	326	303	107
HONG KONG	1 409	998	345	BAHAMAS	8 888	5 597	1 917
AUSTRALIA	3 903	3 017	1 057	GUADELOUPE	9 414	1 558	553
NEW ZEALAND	390	316	110	MARTINIQUE	45 992	27 453	9 604
				JAMAICA	8 903	4 942	1 754
111 NON-ALCOHL BEVERAGES NES				BARBADOS	128	84	31
IMPORTS	2 851 305	141 483	50 129	GUYANA	19 906	2 979	1 019
FRANCE	1 038 466	36 703	12 962	SURINAME	1 613	230	85
BELGIUM LUX	93 831	5 710	2 010	BRAZIL	1 228	775	272
NETHERLANDS	1 039 202	41 843	14 841	CHILE	686	331	113
ITALY	72 864	8 203	2 902	ARGENTINA	2 930	896	315
UNTD KINGDOM	7 528	440	155	CYPRUS	1 183	266	90
IRELAND	1 164	164	61	ISRAEL	402	186	67
DENMARK	91 937	9 119	3 243	INDONESIA	920	454	167
SWITZERLAND	223 417	13 655	4 826	CHINA	856	605	212
AUSTRIA	248 511	23 846	8 483	SOUTH KOREA	477	166	53
YUGOSLAVIA	29 579	1 409	515	JAPAN	4 751	2 949	1 037
EXPORTS	61 241 246	156 171	55 420	TAIWAN	205	184	64
FRANCE	123 930	14 546	5 179	AUSTRALIA	607	230	76
BELGIUM LUX	405 929	30 403	10 752	NEW ZEALAND	216	129	44
NETHERLANDS	60 122 791	28 597	10 216	EXPORTS	7 720 262	1 699 126	596 864
ITALY	38 405	5 274	1 892	FRANCE	400 971	54 605	19 330
UNTD KINGDOM	37 822	5 786	2 041	BELGIUM LUX	162 883	35 019	12 278
IRELAND	1 603	281	98	NETHERLANDS	478 303	122 078	42 883
DENMARK	10 150	1 693	600	ITALY	767 133	103 444	36 942
GREECE	61 274	13 518	4 773	UNTD KINGDOM	2 337 767	450 633	157 280
NORWAY	5 965	1 392	487	IRELAND	32 612	8 702	3 037
SWEDEN	18 850	4 702	1 678	DENMARK	157 872	41 910	14 742
FINLAND	2 126	516	180	GREECE	12 918	2 729	978
SWITZERLAND	46 264	6 714	2 388	ICELAND	4 073	1 997	709
AUSTRIA	43 804	4 980	1 778	NORWAY	21 738	6 506	2 284
PORTUGAL	667	219	77	SWEDEN	135 644	27 733	9 758
SPAIN	8 942	1 447	504	FINLAND	9 908	2 262	805
				SWITZERLAND	173 609	26 651	9 369

6 IMPORTS AND EXPORTS (SPECIAL TRADE) BY GROUPS OF THE SITC-REV. II AND BY COUNTRIES OF PRODUCTION AND CONSUMPTION 1984

GROUP COUNTRY	DT = 100 KG	1 000 DM	1 000 \$	GROUP COUNTRY	DT = 100 KG	1 000 DM	1 000 \$
AUSTRIA	201 478	22 273	7 860	CAMEROON			733
PORTUGAL	4 852	862	301	KENYA	1 028	1 008	373
SPAIN	85 159	10 723	3 825	UGANDA	116	94	33
ANDORRA	1 037	306	110	TANZANIA	2 094	1 832	661
GIBRALTAR	928	269	94	MADAGASCAR	139	108	41
MALTA	1 917	450	157	ZAMBIA	2 585	2 435	879
YUGOSLAVIA	3 358	737	262	ZIMBABWE	51 877	43 736	15 512
TURKEY	230	100	36	MALAWI	83 052	60 068	21 075
SOVIETUNION	4 116	686	244	REP S AFRICA	1 374	440	155
POLAND	16 907	2 281	781	USA	300 665	495 741	174 542
CZECHOSLOVA	2 458	473	160	CANADA	13 451	13 087	4 600
HUNGARY	11 636	2 130	741	MEXICO	13 912	18 959	6 664
ROMANIA	4 692	750	265	GUATEMALA	1 312	1 762	631
BULGARIA	1 062	171	62	HONDURAS	1 046	1 468	511
CANARY IS	27 927	3 529	1 232	NICARAGUA	142	520	182
TUNISIA	479	86	30	CUBA	4 453	2 426	843
EGYPT	2 215	498	177	DOMINIC REP	1 872	994	350
SUDAN	544	96	35	TRINIDAD TOB	726	943	358
CHAD	3 954	583	197	COLOMBIA	6 170	8 248	2 947
CAPE VERDE	712	103	36	PERU	1 666	1 033	366
GUINEA	1 617	253	89	BRAZIL	158 344	145 480	51 097
IVORY COAST	839	124	44	PARAGUAY	1 188	594	211
GHANA	1 268	215	74	ARGENTINA	37 422	19 413	6 766
BENIN	730	104	37	CYPRUS	246	146	55
NIGERIA	929	731	253	SYRIA	155	99	36
CAMEROON	46 132	6 950	2 425	INDIA	6 253	5 212	1 844
GABON	6 437	943	333	BANGLADESH	1 052	771	287
CONGO	11 786	1 688	584	THAILAND	57 811	40 691	14 166
ZAIRE	13 583	2 206	785	INDONESIA	27 370	23 288	8 202
ANGOLA	397	205	70	PHILIPPINES	34 913	18 546	6 572
DJIBOUTI	1 486	185	66	CHINA	14 218	7 080	2 485
SOMALIA	1 538	236	80	SOUTH KOREA	73 763	77 804	27 325
KENYA	1 304	439	154	JAPAN	2 815	2 051	693
UGANDA	712	123	45	TAIWAN	8 918	1 460	515
TANZANIA	278	97	35				
MALAWI	182	93	31	EXPORTS	134 009	57 644	20 276
REP S AFRICA	9 560	4 352	1 546				
USA	2 000 993	561 574	197 306	FRANCE	24 614	1 452	522
CANADA	202 870	82 138	28 980	BELGIUM LUX	7 067	3 278	1 183
MEXICO	626	192	62	NETHERLANDS	20 783	8 070	2 889
BERMUDA	17 450	2 909	1 025	ITALY	548	240	77
GUATEMALA	241	91	31	UNTD KINGDOM	1 417	701	253
COSTA RICA	464	224	78	GREECE	10 681	15 818	5 554
PANAMA	2 851	638	220	NORWAY	400	237	77
WEST INDIES	437	205	71	SWITZERLAND	15 283	13 645	4 819
HAITI	316	114	39	AUSTRIA	2 343	2 457	869
BAHAMAS	54 923	11 240	3 931	SPAIN	115	141	50
TURKS CAICOS	3 349	438	155	ANDORRA	1 235	1 011	361
AM VIRGIN IS	4 331	1 006	351	YUGOSLAVIA	3 736	3 064	1 031
CAYMAN IS	2 374	485	169	CANARY IS	149	247	90
JAMAICA	731	355	119	GUINEA	1 360	210	72
ST VINCENT	1 403	227	80	CAMEROON	209	89	32
BARBADOS	443	234	81	USA	39 004	5 795	1 971
TRINIDAD TOB	2 867	1 445	498	COLOMBIA	4 000	897	328
NETH ANTILL	2 043	482	170	BRAZIL	236	141	46
COLOMBIA	1 377	414	148				
VENEZUELA	935	395	138	122 TOBACCO MFRS			
FRENCH GUIAN	824	123	42				
PERU	628	196	72	IMPORTS	298 438	401 504	141 096
BRAZIL	6 199	1 984	678				
BOLIVIA	24	123	45	FRANCE	62 750	38 586	13 678
PARAGUAY	1 665	421	146	BELGIUM LUX	29 960	59 273	20 811
CYPRUS	3 372	604	213	NETHERLANDS	85 411	150 706	53 022
LEBANON	2 828	374	129	ITALY	710	1 242	437
SYRIA	811	398	144	UNTD KINGDOM	2 821	7 544	2 655
ISRAEL	1 311	113	113	IRELAND	16 229	43 077	14 989
SAUDI ARABIA	360	90	33	DENMARK	17 419	47 165	16 575
BAHRAIN	3 955	819	285	GREECE	4 975	5 640	2 005
QATAR	256	128	43	SWEDEN	1 244	2 065	719
ARAB EMIRAT	13 004	2 262	782	SWITZERLAND	1 113	1 324	472
OMAN	1 196	315	114	AUSTRIA	115	302	106
NORTH YEMEN	76	429	149	USA	74 574	38 281	13 419
SOUTH YEMEN	6 258	1 111	387	HONDURAS	20	275	97
INDIA	1 545	282	99	CUBA	103	3 180	1 117
BANGLADESH	1 421	251	88	JAMAICA	26	325	114
SRI LANKA	2 773	443	159	BRAZIL	508	1 845	643
THAILAND	557	219	74	PHILIPPINES	60	236	84
MALAYSIA	3 747	1 610	575				
SINGAPORE	9 526	4 256	1 522	EXPORTS	535 570	184 879	416 211
PHILIPPINES	186	92	36				
SOUTH KOREA	371	172	60	FRANCE	90 716	191 157	67 394
JAPAN	89 626	39 686	13 990	BELGIUM LUX	37 109	63 367	22 295
TAIWAN	402	284	101	NETHERLANDS	59 034	94 423	32 785
HONG KONG	37 079	5 895	2 087	ITALY	189 822	547 609	192 800
AUSTRALIA	29 542	12 777	4 483	UNTD KINGDOM	58 890	116 180	40 587
NEW ZEALAND	9 650	4 090	1 435	IRELAND	491	1 768	619
				DENMARK	4 000	11 881	4 174
				GREECE	4 524	10 938	3 852
				NORWAY	84	311	110
				SWEDEN	1 341	3 026	1 065
				SWITZERLAND	12 807	19 403	6 716
				AUSTRIA	6 118	10 490	3 710
				PORTUGAL	52	205	75
				SPAIN	1 086	3 183	1 152
				ANDORRA	219	299	109
				MALTA	58	107	39
				YUGOSLAVIA	919	1 715	605
				TURKEY	1 918	5 503	1 962
				SOVIETUNION	57	172	61
				POLAND	1 377	3 607	1 261
				HUNGARY	849	2 541	878
				ROMANIA	148	506	172
				BULGARIA	405	1 151	417
				ALBANIA	81	214	76
121 TOBACCO UNMNFCTRD, REFUSE							
IMPORTS	1 381 263	1 326 564	467 675				
FRANCE	65 143	52 119	18 010				
BELGIUM LUX	745	161	54				
ITALY	184 396	99 651	35 707				
UNTD KINGDOM	551	191	66				
GREECE	87 585	67 607	24 168				
SWITZERLAND	2 076	1 772	636				
YUGOSLAVIA	9 706	8 083	2 953				
TURKEY	85 773	73 521	26 029				
SOVIETUNION	893	768	262				
POLAND	7 198	4 676	1 652				
HUNGARY	1 138	863	297				
ROMANIA	1 638	935	330				
BULGARIA	20 769	16 436	5 754				

6 IMPORTS AND EXPORTS (SPECIAL TRADE) BY GROUPS OF THE SITC-REV. II AND BY COUNTRIES OF PRODUCTION AND CONSUMPTION 1984

GROUP COUNTRY	DT * 100 KG	1 000 DM	1 000 \$	GROUP COUNTRY	DT * 100 KG	1 000 DM	1 000 \$
CANARY IS	2 924	4 279	1 470	ITALY	92	443	150
TUNISIA	38	135	47	UNITED KINGDOM	1 383	52 847	19 125
LIBYA	2 877	3 972	1 521	IRELAND	16	336	125
EGYPT	83	298	107	DENMARK	2 238	136 392	49 782
CAMEROON	1 129	1 661	539	NORWAY	152	5 478	1 932
REUNION	56	112	39	SWEDEN	329	19 362	7 124
REP S AFRICA	154	657	231	FINLAND	2 130	102 059	37 317
USA	1 845	2 715	921	SWITZERLAND	86	610	225
GUADELOUPE	45	144	50	AUSTRIA	21	95	35
MARTINIQUE	53	167	61	SPAIN	83	779	296
FRENCH GUIAN	52	148	52	YUGOSLAVIA	14	341	128
CYPRUS	1 875	3 362	1 162	TURKEY	70	128	42
IRAQ	6 039	7 276	2 475	SOVIET UNION	1 305	48 739	17 623
IRAN	42 928	61 811	21 655	POLAND	536	19 929	7 292
ISRAEL	195	497	169	CZECHOSLOVIA	40	988	328
JORDAN	105	298	99	HUNGARY	134	3 136	1 169
SAUDI ARABIA	1 668	3 926	1 423	ROMANIA	16	867	321
KUWAIT	182	550	192	BULGARIA	19	860	309
BAHRAIN	49	112	38	REP S AFRICA	926	22 281	7 631
ARAB EMIRAT	81	176	62	USA	7 430	160 735	58 834
JAPAN	112	372	130	CANADA	1 147	24 364	8 887
AUSTRALIA	48	137	47	MEXICO	14	407	155
				PERU	30	116	41
211 HIDES, SKINS, UNDRESSED				BRAZIL	272	1 793	627
				CHILE	6	120	40
IMPORTS	934 014	321 563	113 652	BOLIVIA	28	1 010	328
FRANCE	77 843	26 551	9 281	PARAGUAY	332	5 125	1 800
BELGIUM LUX	74 191	30 704	10 821	URUGUAY	28	240	81
NETHERLANDS	119 713	38 161	13 619	SYRIA	18	101	38
ITALY	94 178	8 823	3 070	AFGHANISTAN	1 263	19 956	6 800
UNITED KINGDOM	62 287	30 706	10 870	PAKISTAN	84	1 006	366
IRELAND	14 098	5 892	2 088	INDIA	16	140	50
DENMARK	25 971	6 290	2 203	MONGOLIA	50	636	239
NORWAY	10 872	5 513	1 957	CHINA	441	15 776	5 548
SWEDEN	26 743	13 631	4 757	NORTH KOREA	109	554	196
FINLAND	10 265	5 926	2 045	SOUTH KOREA	46	189	68
SWITZERLAND	59 530	31 758	11 285	HONG KONG	13	819	295
AUSTRIA	169 721	42 621	14 978	AUSTRALIA	802	13 835	4 790
SPAIN	4 027	575	206	NEW ZEALAND	343	3 443	1 217
YUGOSLAVIA	8 871	106	38	EXPORTS	2 386	36 171	12 994
POLAND	24 559	776	274	FRANCE	453	2 933	1 057
HUNGARY	13 905	139	48	BELGIUM LUX	1 026	4 865	1 765
ETHIOPIA	300	861	300	NETHERLANDS	114	2 637	892
REP S AFRICA	23 592	15 318	5 366	ITALY	309	10 134	3 723
USA	20 831	7 863	2 852	UNITED KINGDOM	27	1 115	397
CANADA	23 670	10 411	3 822	DENMARK	185	5 693	1 990
EL SALVADOR	63	274	100	GREECE	9	179	63
HAITI	110	399	154	SWITZERLAND	17	652	235
GUYANA	102	166	63	AUSTRIA	23	1 455	520
FRENCH GUIAN	131	505	177	SPAIN	57	1 696	606
BRAZIL	238	737	257	TURKEY	19	262	95
CHILE	143	85	30	USA	28	1 928	701
BOLIVIA	284	800	298	CANADA	20	708	263
PARAGUAY	1 467	4 810	1 714	URUGUAY	77	691	255
URUGUAY	293	443	151	JAPAN	2	192	70
ARGENTINA	521	871	311	HONG KONG	12	913	322
SAUDI ARABIA	173	98	35				
THAILAND	357	1 430	497	222 SEEDS FOR SOFT/FIXED OIL			
VIETNAM	9	287	107	IMPORTS	35 629 230	3 316 240	1 165 846
INDONESIA	1 022	3 794	1 351	FRANCE	3 309 630	378 869	128 967
SINGAPORE	15	565	208	BELGIUM LUX	19 274	1 960	654
CHINA	1 857	5 509	1 939	NETHERLANDS	121 863	14 305	4 886
NORTH KOREA	39	68	34	ITALY	732	156	53
HONG KONG	27	589	206	UNITED KINGDOM	725 273	83 242	28 995
AUSTRALIA	33 548	14 230	5 027	IRELAND	26 447	2 863	1 923
NEW ZEALAND	2 336	2 860	981	DENMARK	1 715 608	192 477	65 089
EXPORTS	1 414 236	559 975	196 730	SWEDEN	153 073	14 018	5 203
FRANCE	81 768	16 009	5 633	AUSTRIA	96 642	8 018	2 747
BELGIUM LUX	50 092	21 796	7 643	SPAIN	2 506	505	176
NETHERLANDS	279 341	81 033	28 376	YUGOSLAVIA	5 107	622	218
ITALY	493 330	239 205	84 281	TURKEY	1 094	306	112
UNITED KINGDOM	12 451	2 963	1 049	POLAND	42 457	4 818	1 692
DENMARK	1 833	854	292	CZECHOSLOVIA	12 505	1 227	448
GREECE	1 146	673	225	HUNGARY	245 505	27 609	9 350
NORWAY	11 141	3 019	1 065	ROMANIA	6 944	851	298
SWEDEN	7 603	2 794	1 010	BULGARIA	106 877	11 203	3 706
FINLAND	6 216	2 846	1 002	EGYPT	11 205	2 307	843
SWITZERLAND	44 883	15 329	5 426	SUDAN	43 076	10 788	3 757
AUSTRIA	152 713	72 116	25 330	SENEGAL	20 915	4 499	1 647
PORTUGAL	27 328	12 020	4 176	GAMBIA	2 039	359	132
SPAIN	121 587	27 846	9 807	KENYA	9 210	1 682	609
YUGOSLAVIA	30 881	15 696	5 589	REP S AFRICA	9 976	2 694	1 001
TURKEY	1 642	456	160	USA	18 921 636	1 653 294	592 289
SOVIET UNION	368	187	61	CANADA	1 423 481	135 759	51 243
POLAND	9 991	4 801	1 679	MEXICO	17 339	5 288	1 898
CZECHOSLOVIA	21 966	9 867	3 401	GUATEMALA	11 008	3 221	1 185
HUNGARY	26 149	13 407	4 682	HONDURAS	1 587	501	172
BULGARIA	26 211	15 040	5 128	EL SALVADOR	1 855	610	214
USA	72	92	30	NICARAGUA	17 317	5 094	1 756
CANADA	218	162	57	COSTA RICA	359	118	43
THAILAND	182	119	43	BRAZIL	899 021	76 334	26 087
JAPAN	152	152	54	CHILE	2 025	717	237
HONG KONG	4 463	1 374	481	PARAGUAY	293 990	28 298	9 837
212 FUR SKINS UNDRESSED				ARGENTINA	7 246 139	612 662	209 237
IMPORTS	23 074	684 679	247 867	ISRAEL	11 520	4 558	1 617
FRANCE	338	3 763	1 355	INDIA	27 855	6 637	2 341
BELGIUM LUX	93	1 277	446	CHINA	60 495	17 216	6 040
NETHERLANDS	551	13 413	4 635	HONG KONG	424	91	32

6 IMPORTS AND EXPORTS (SPECIAL TRADE) BY GROUPS OF THE SITC-REV. 11 AND BY COUNTRIES OF PRODUCTION AND CONSUMPTION 1984

GROUP COUNTRY	DT = 100 KG	1 000 DM	1 000 \$	GROUP COUNTRY	DT = 100 KG	1 000 DM	1 000 \$
EXPORTS	1 189 032	147 701	50 499	IVORY COAST	76 972	22 009	7 715
FRANCE	239 783	28 655	9 997	NIGERIA	6 644	1 659	564
BELGIUM LUX	217 119	25 883	8 712	CAMEROON	10 356	2 876	1 030
NETHERLANDS	478 833	57 046	19 398	ZAIRE	38 690	10 971	3 882
ITALY	120 190	16 317	5 453	USA	174	108	34
UNTD KINGDOM	1 326	451	163	IRAN	50	146	54
DENMARK	90 258	10 607	3 702	SRI LANKA	59 417	18 806	6 650
NORWAY	3 955	710	241	THAILAND	113 742	34 361	12 098
SWEDEN	5 327	1 523	519	VIETNAM	14 076	4 216	1 532
FINLAND	1 390	328	113	INDONESIA	374 166	98 607	34 916
SWITZERLAND	4 965	1 095	389	MALAYSIA	1 290 539	386 881	137 119
AUSTRIA	11 606	2 067	728	SINGAPORE	33 884	10 535	3 785
PORTUGAL	602	133	46	CHINA	384	111	36
SPAIN	1 740	601	216	JAPAN	360	106	37
POLAND	1 505	359	130	PAPUA NEW G	1 440	373	124
CZECHOSLOVA	8 665	1 351	491	EXPORTS	43 959	14 777	5 214
TUNISIA	55	98	34	FRANCE	6 146	1 932	661
223 SEEDS FOR OTH FIXED OILS				BELGIUM LUX	2 502	739	256
IMPORTS	3 367 250	413 639	145 689	NETHERLANDS	2 166	713	248
FRANCE	57 511	6 229	2 049	ITALY	2 756	954	340
BELGIUM LUX	98 386	10 042	3 550	UNTD KINGDOM	4 444	1 412	513
NETHERLANDS	53 737	8 511	3 009	DENMARK	2 041	703	251
ITALY	2 723	208	69	SWEDEN	1 396	439	148
UNTD KINGDOM	3 180	370	133	FINLAND	872	289	105
DENMARK	11 893	3 047	1 039	SWITZERLAND	4 038	1 501	524
AUSTRIA	1 063	875	309	AUSTRIA	14 123	4 715	1 672
SPAIN	25 926	4 661	1 551	SPAIN	440	116	42
YUGOSLAVIA	3 044	895	319	YUGOSLAVIA	1 289	551	200
TURKEY	4 513	1 190	432	TURKEY	220	90	31
SOVIETUNION	8 205	1 035	350	HUNGARY	484	200	74
POLAND	19 014	3 716	1 317	ISRAEL	345	135	51
CZECHOSLOVA	2 000	593	206	233 RUBBER, SYNTHETIC, RECLAIMED			
HUNGARY	117 097	15 399	5 315	IMPORTS	2 891 726	944 793	334 095
ROMANIA	20 537	2 839	957	FRANCE	880 526	272 066	96 164
BULGARIA	2 207	192	70	BELGIUM LUX	192 745	82 948	29 236
MOROCCO	808	131	42	NETHERLANDS	599 229	169 264	59 956
TUNISIA	1 085	133	50	ITALY	206 997	57 104	20 124
SUDAN	5 185	945	308	UNTD KINGDOM	228 846	89 511	31 885
CAPE VERDE	642	81	31	DENMARK	5 064	280	97
IVORY COAST	6 869	1 302	438	SWEDEN	1 537	293	106
ETHIOPIA	7 154	1 287	457	SWITZERLAND	27 274	4 040	1 410
KENYA	2 729	394	143	AUSTRIA	33 454	2 671	929
MOZAMBIQUE	15 635	3 376	1 100	SPAIN	52 614	12 168	4 314
USA	138 828	11 839	4 238	YUGOSLAVIA	4 437	404	137
CANADA	1 760 992	146 704	52 046	SOVIETUNION	54 213	13 852	4 927
GUATEMALA	836	261	95	POLAND	64 950	9 891	3 467
DOMINIC REP	8 052	1 552	542	CZECHOSLOVA	50 663	7 048	2 466
ECUADOR	5 027	737	284	HUNGARY	14 369	864	301
PARAGUAY	23 231	3 239	1 212	ROMANIA	32 228	7 616	2 663
AFGHANISTAN	2 376	340	117	BULGARIA	4 358	934	330
PAKISTAN	11 584	1 732	622	CENT AFR REP	917	201	72
INDIA	2 333	519	184	USA	223 582	146 400	51 714
SRI LANKA	4 135	676	225	CANADA	3 155	1 546	537
INDONESIA	4 658	570	218	MEXICO	49 954	12 003	4 253
MALAYSIA	46 989	9 572	3 509	BRAZIL	22 818	5 556	1 978
PHILIPPINES	24 828	3 422	1 193	ARGENTINA	15 068	3 269	1 152
CHINA	287 084	46 686	16 673	MALAYSIA	1 721	429	157
AUSTRALIA	13 212	2 834	1 013	JAPAN	93 670	37 090	13 137
PAPUA NEW G	191 015	40 561	14 030	TAIWAN	6 352	1 898	664
NEW ZEALAND	830	171	57	EXPORTS	3 638 801	987 480	348 054
NEW CALEDON	1 727	308	113	FRANCE	519 896	117 768	41 504
VANUATU	366 607	74 063	25 935	BELGIUM LUX	449 027	89 213	31 425
EXPORTS	105 155	19 944	7 015	NETHERLANDS	298 513	47 969	16 920
FRANCE	11 350	2 313	814	ITALY	396 247	109 541	38 846
BELGIUM LUX	6 446	1 257	436	UNTD KINGDOM	186 358	51 349	18 138
NETHERLANDS	21 136	3 506	1 237	IRELAND	6 993	1 686	597
ITALY	7 338	1 194	413	DENMARK	41 720	14 216	4 978
UNTD KINGDOM	837	307	110	GREECE	17 822	5 977	2 096
DENMARK	12 026	2 015	713	NORWAY	10 671	3 309	1 171
GREECE	465	106	37	SWEDEN	50 676	17 919	6 325
NORWAY	1 624	351	121	FINLAND	51 232	9 990	3 546
SWEDEN	11 199	1 790	617	SWITZERLAND	160 032	30 355	10 727
FINLAND	4 406	1 043	374	AUSTRIA	164 386	36 333	12 915
SWITZERLAND	5 276	1 172	411	PORTUGAL	58 241	15 640	5 562
AUSTRIA	7 765	1 526	534	SPAIN	140 957	36 420	12 911
SPAIN	805	269	97	MALTA	2 017	989	347
YUGOSLAVIA	551	106	39	YUGOSLAVIA	94 407	41 733	14 718
CZECHOSLOVA	1 537	299	106	TURKEY	13 677	5 379	1 909
HUNGARY	1 024	173	66	SOVIETUNION	50 028	32 444	11 212
REP S AFRICA	614	115	40	POLAND	20 401	6 400	2 203
USA	3 583	920	327	CZECHOSLOVA	78 757	25 618	9 045
PERU	359	91	33	HUNGARY	46 659	15 923	5 568
BRAZIL	1 740	378	133	ROMANIA	3 911	1 448	523
ARGENTINA	1 719	370	131	BULGARIA	25 913	7 734	2 676
AUSTRALIA	1 296	257	93	MOROCCO	12 375	3 697	1 293
NEW ZEALAND	593	108	39	ALGERIA	13 700	4 292	1 458
232 NATURAL RUBBER, GUMS				TUNISIA	2 087	1 007	366
IMPORTS	2 047 254	599 760	212 374	LIBYA	6 567	1 835	652
FRANCE	3 628	1 090	376	EGYPT	2 574	1 015	363
BELGIUM LUX	1 760	591	219	SUDAN	3 442	879	297
NETHERLANDS	2 514	755	267	SENEGAL	329	117	42
ITALY	2 772	1 181	426	IVORY COAST	1 180	440	153
UNTD KINGDOM	1 429	468	171	NIGERIA	2 246	626	219
SWITZERLAND	8 381	2 011	731	CAMEROON	385	107	36
LIBERIA	5 089	1 625	540	ZAIRE	739	278	96
				ANGOLA	7 626	2 580	904
				ETHIOPIA	9 370	2 626	935

6 IMPORTS AND EXPORTS (SPECIAL TRADE) BY GROUPS OF THE SITC-REV. II AND BY COUNTRIES OF PRODUCTION AND CONSUMPTION 1984

GROUP COUNTRY	DT * 100 KG	1 000 DM	1 000 \$	GROUP COUNTRY	DT * 100 KG	1 000 DM	1 000 \$
KENYA	9 865	2 689	966	AUSTRIA	14 287	403	140
TANZANIA	4 596	1 550	552	TURKEY	490	201	73
MOZAMBIQUE	609	196	75	BRAZIL	370	160	53
ZAMBIA	236	120	41	IRAN	1 134	485	183
ZIMBABWE	847	320	113	JAPAN	617	256	93
REP S AFRICA	42 971	15 584	5 576				
USA	177 155	55 307	19 465	246 PULPWOOD, CHIPS, WOODWASTE			
CANADA	4 304	1 647	581				
MEXICO	10 192	5 354	1 856	IMPORTS	8 115 758	58 411	20 551
GUATEMALA	2 120	1 042	362				
HONDURAS	271	138	50	FRANCE	1 536 264	9 768	3 445
EL SALVADOR	541	305	104	BELGIUM LUX	407 518	2 913	1 023
COSTA RICA	811	421	147	NETHERLANDS	960 861	8 471	2 962
CUBA	1 492	374	139	ITALY	66 323	1 139	398
DOMINIC REP	572	197	68	UNTD KINGDOM	24 897	164	57
JAMAICA	294	245	89	DENMARK	115 601	1 360	470
COLOMBIA	12 162	5 410	1 907	SWEDEN	37 396	650	234
VENEZUELA	37 147	14 423	5 041	SWITZERLAND	16 336	300	108
ECUADOR	14 090	4 589	1 582	AUSTRIA	303 129	2 173	761
PERU	3 798	1 347	474	SOVIET UNION	7 026	106	40
BRAZIL	32 282	18 948	6 610	POLAND	189 058	1 567	550
CHILE	4 324	1 501	524	CZECHOSLOVA	4 385 043	28 853	10 169
BOLIVIA	331	144	51	HUNGARY	53 681	590	204
URUGUAY	7 294	2 802	985	SINGAPORE	872	115	42
ARGENTINA	52 980	19 219	6 790	EXPORTS	16 939 410	183 200	64 113
CYPRUS	295	214	75				
LEBANON	1 072	157	55	FRANCE	1 340 583	14 418	5 077
SYRIA	6 522	1 808	644	BELGIUM LUX	1 354 975	15 426	5 403
IRAQ	1 333	498	174	NETHERLANDS	1 426 960	16 275	5 715
IRAN	47 776	15 319	5 375	ITALY	573 700	12 555	4 371
ISRAEL	16 225	6 043	2 128	UNTD KINGDOM	21 255	425	149
JORDAN	1 771	534	191	DENMARK	16 974	328	113
SAUDI ARABIA	11 652	1 666	596	NORWAY	538 604	5 338	1 765
KUWAIT	723	177	57	SWEDEN	4 678 055	50 984	17 852
ARAB EMIRAT	1 143	212	75	FINLAND	2 071 143	21 369	7 546
AFGHANISTAN	4 730	255	91	SWITZERLAND	1 990 704	16 690	5 845
PAKISTAN	25 426	5 644	2 010	AUSTRIA	2 920 620	29 127	10 189
INDIA	21 725	9 208	3 264				
BANGLADESH	509	197	66	247 OTH WOOD ROUGH, SQUARED			
SRI LANKA	450	221	78				
BURMA	1 803	633	212	IMPORTS	13 021 052	630 452	224 327
THAILAND	8 906	3 280	1 152				
INDONESIA	8 514	3 049	1 075	FRANCE	2 039 023	73 975	26 449
MALAYSIA	7 403	2 714	961	BELGIUM LUX	3 439 224	79 665	28 002
SINGAPORE	1 955	841	289	NETHERLANDS	295 857	5 460	1 911
PHILIPPINES	4 387	1 952	673	ITALY	1 175	82	30
CHINA	6 805	2 543	841	UNTD KINGDOM	49 014	3 424	1 233
NORTH KOREA	6 329	1 320	430	IRELAND	6 242	440	160
SOUTH KOREA	13 342	5 075	1 787	DENMARK	161 250	4 397	1 573
JAPAN	35 906	14 432	5 170	NORWAY	23 449	799	294
TAIWAN	16 742	6 567	2 304	SWEDEN	72 967	4 869	1 735
HONG KONG	4 030	1 630	562	FINLAND	203 024	9 344	3 266
AUSTRALIA	4 944	1 365	476	SWITZERLAND	103 621	3 406	1 195
NEW ZEALAND	2 041	855	296	AUSTRIA	140 530	4 754	1 701
				PORTUGAL	2 586	96	36
244 CORK RAW AND WASTE				YUGOSLAVIA	3 691	292	99
IMPORTS	61 415	11 771	4 185	SOVIET UNION	94 051	2 228	831
				POLAND	397 415	7 876	2 738
FRANCE	4 752	267	93	CZECHOSLOVA	983 333	22 334	7 867
PORTUGAL	48 697	7 163	2 530	HUNGARY	5 318	178	60
SPAIN	4 192	413	149	ROMANIA	1 642	169	61
SOUTH KOREA	3 035	3 520	1 268	GUINEA	7 461	432	149
JAPAN	22	117	41	SIERRA LEONE	4 066	315	119
EXPORTS	996	764	269	LIBERIA	643 176	41 482	15 015
				IVORY COAST	798 813	50 311	17 990
AUSTRIA	519	249	86	GHANA	329 730	16 908	5 938
IRAN	54	94	36	CAMEROON	714 442	42 367	14 961
				CENT AFR REP	42 319	3 588	1 219
245 FUEL WOOD NES, CHARCOAL				EQUAT GUINEA	253 827	12 726	4 464
IMPORTS	677 158	36 994	13 265	GABON	284 886	17 152	6 107
				CONGO	321 407	22 903	8 017
FRANCE	67 241	1 732	627	ZAIRE	196 679	14 919	5 266
NETHERLANDS	68 689	2 255	788	KENYA	9 330	329	109
ITALY	12 401	976	351	TANZANIA	69	81	30
DENMARK	16 884	224	76	MOZAMBIQUE	10 798	1 896	664
AUSTRIA	1 775	92	33	USA	1 139 688	141 897	51 096
PORTUGAL	13 788	946	329	CANADA	11 164	1 394	495
SPAIN	210 406	14 728	5 297	MEXICO	2 326	416	144
YUGOSLAVIA	45 666	2 950	1 065	BELIZE	3 348	591	211
POLAND	72 917	3 311	1 177	HONDURAS	1 524	338	118
CZECHOSLOVA	36 431	1 914	673	SURINAME	9 023	655	233
HUNGARY	35 387	2 388	869	CHILE	3 955	419	149
ROMANIA	12 331	768	273	SRI LANKA	373	235	79
REP S AFRICA	31 233	2 191	767	BURMA	86 650	21 041	7 456
COSTA RICA	6 339	290	106	INDONESIA	28 759	1 837	676
BRAZIL	27 882	1 286	494	MALAYSIA	16 457	879	315
PARAGUAY	4 735	313	114	SINGAPORE	1 130	278	97
ARGENTINA	4 604	170	63	PHILIPPINES	55 655	3 977	1 330
SRI LANKA	2 707	181	67	JAPAN	18 177	6 974	2 521
EXPORTS	92 267	8 886	3 166	EXPORTS	7 197 330	182 925	64 563
FRANCE	608	246	86	FRANCE	290 567	9 420	3 325
BELGIUM LUX	11 876	722	259	BELGIUM LUX	154 701	6 535	2 312
NETHERLANDS	25 318	2 160	771	NETHERLANDS	630 952	9 903	3 506
ITALY	1 133	361	121	ITALY	2 024 829	49 014	17 257
UNTD KINGDOM	15 226	1 830	655	UNTD KINGDOM	22 710	1 431	501
DENMARK	4 710	419	151	DENMARK	333 808	6 950	2 426
NORWAY	576	85	30	GREECE	1 607	105	36
SWEDEN	3 630	432	155	NORWAY	940	152	56
SWITZERLAND	10 760	562	199	SWEDEN	29 547	968	346
				FINLAND	24 153	559	198
				SWITZERLAND	412 561	13 219	4 669

6 IMPORTS AND EXPORTS (SPECIAL TRADE) BY GROUPS OF THE SITC-REV. II AND BY COUNTRIES OF PRODUCTION AND CONSUMPTION 1984

GROUP COUNTRY	DT * 100 KG	1 000 DM	1 000 \$	GROUP COUNTRY	DT * 100 KG	1 000 DM	1 000 \$
AUSTRIA	3 038 523	68 719	24 347	MALI	8 502	697	244
SPAIN	11 044	712	259	GUINEA	3 988	263	93
TURKEY	3 479	379	130	LIBERIA	1 513	163	55
CZECHOSLOVA	101 093	6 327	2 233	TOGO	2 098	106	35
HUNGARY	7 608	588	206	NIGERIA	7 326	522	191
ROMANIA	2 947	614	217	SOMALIA	2 360	171	61
ALGERIA	6 261	792	274	REP S AFRICA	843	149	50
LIBYA	4 274	320	109	USA	11 614	3 014	1 049
EGYPT	19 921	297	108	CANADA	563	96	34
ARGENTINA	1 276	119	39	LEBANON	3 263	645	210
LEBANON	37 950	2 936	967	SYRIA	2 073	306	113
SYRIA	9 627	655	244	IRAQ	12 980	994	349
IRAQ	3 864	217	76	IRAN	23 112	1 536	581
IRAN	1 433	102	39	ISRAEL	10 548	908	304
ISRAEL	3 547	279	96	JORDAN	3 129	194	73
SAUDI ARABIA	2 910	191	68	SAUDI ARABIA	20 528	1 945	683
OMAN	2 017	280	100	KUWAIT	1 819	248	88
JAPAN	2 104	259	97	ARAB EMIRAT	1 093	156	56
TAIWAN	2 714	347	128	NORTH YEMEN	689	88	31
				SRI LANKA	4 410	260	94
				MALAYSIA	5 094	407	151
				JAPAN	1 276	1 430	490
248 WOOD SHAPED				251 PULP AND WASTE PAPER			
IMPORTS	26 649 590	2 248 414	793 619	IMPORTS	34 740 723	3 991 366	1 401 668
FRANCE	1 150 457	95 341	33 636	FRANCE	910 491	65 348	22 915
BELGIUM LUX	218 602	17 264	6 116	BELGIUM LUX	994 202	61 941	21 655
NETHERLANDS	206 846	24 931	8 809	NETHERLANDS	3 247 469	117 615	40 987
ITALY	67 277	4 584	1 623	ITALY	236 517	27 250	9 590
UNITD KINGDOM	1 724	205	70	UNITD KINGDOM	422 458	23 779	8 425
IRELAND	1 832	128	48	DENMARK	362 803	19 101	6 681
DENMARK	388 095	25 300	8 980	NORWAY	966 905	101 505	35 678
NORWAY	620 578	47 012	16 676	SWEDEN	7 328 208	921 338	323 044
SWEDEN	5 713 637	500 494	176 327	FINLAND	3 913 864	499 607	174 803
FINLAND	2 743 589	239 880	84 889	SWITZERLAND	189 414	17 249	6 088
SWITZERLAND	48 150	4 068	1 440	AUSTRIA	446 754	29 157	10 370
AUSTRIA	2 948 682	178 168	63 105	PORTUGAL	855 798	106 885	37 413
PORTUGAL	1 100 801	32 266	11 472	SPAIN	929 617	111 401	39 467
SPAIN	7 324	422	153	YUGOSLAVIA	22 442	2 487	902
MALTA	840	152	58	SOVIETUNION	498 672	50 431	18 039
YUGOSLAVIA	57 662	4 900	1 733	POLAND	123 960	9 927	3 488
SOVIETUNION	2 776 651	206 186	71 293	CZECHOSLOVA	303 013	33 417	11 537
POLAND	602 366	25 747	9 128	ROMANIA	2 856	321	105
CZECHOSLOVA	2 354 651	80 466	28 325	BULGARIA	6 496	647	219
HUNGARY	132 204	6 984	2 466	MOROCCO	13 845	1 560	582
ROMANIA	238 494	14 585	5 150	TUNISIA	39 145	5 446	1 951
SIERRA LEONE	5 811	731	254	REP S AFRICA	32 109	3 689	1 283
LIBERIA	7 667	920	332	SWAZILAND	1 024	104	40
IVORY COAST	218 307	21 975	7 808	USA	5 081 985	760 282	267 791
GHANA	138 346	14 629	5 095	CANADA	6 093 023	801 504	280 623
NIGERIA	610	102	37	MEXICO	1 185	326	125
CAMEROON	66 079	5 059	1 817	BRAZIL	1 193 510	149 889	53 156
CONGO	20 198	2 370	843	CHILE	413 830	50 535	18 124
ZAIRE	45 153	4 947	1 742	ARGENTINA	54 149	6 584	2 380
TANZANIA	340	373	130	BURMA	5 607	732	266
USA	929 751	187 185	66 381	PHILIPPINES	16 996	7 742	2 713
CANADA	641 111	86 073	30 598	NEW ZEALAND	30 411	3 387	1 164
MEXICO	1 623	793	277	EXPORTS	9 044 448	385 679	135 378
HONDURAS	6 997	977	346	FRANCE	1 539 883	76 890	27 029
ECUADOR	3 400	3 581	1 258	BELGIUM LUX	131 436	18 757	6 608
PERU	1 564	180	63	NETHERLANDS	2 182 411	75 138	26 364
BRAZIL	124 534	20 510	7 332	ITALY	1 246 335	52 968	18 751
CHILE	17 441	1 090	382	UNITD KINGDOM	220 462	13 142	4 697
BOLIVIA	1 055	244	89	IRELAND	31 697	6 251	2 183
PARAGUAY	1 633	109	39	DENMARK	276 600	7 609	2 662
INDIA	1 051	657	229	GREECE	479	99	35
SRI LANKA	955	632	221	NORWAY	11 240	313	112
BURMA	5 236	1 169	415	SWEDEN	423 569	11 870	4 217
INDONESIA	233 682	27 894	9 827	FINLAND	17 614	1 027	360
MALAYSIA	2 174 304	277 181	98 307	SWITZERLAND	741 879	26 411	9 216
SINGAPORE	504 591	66 520	23 536	AUSTRIA	2 064 573	76 029	26 433
PHILIPPINES	106 609	11 400	4 036	SPAIN	22 943	2 809	982
JAPAN	1 376	470	170	YUGOSLAVIA	24 192	1 429	488
TAIWAN	1 693	359	127	TURKEY	4 189	790	282
AUSTRALIA	4 708	598	217	SOVIETUNION	4 201	767	262
NEW ZEALAND	347	97	37	POLAND	7 873	1 106	377
EXPORTS	7 496 165	528 412	186 133	ROMANIA	1 209	135	48
FRANCE	744 752	61 228	21 499	MOROCCO	7 183	316	110
BELGIUM LUX	782 551	42 546	15 052	ALGERIA	5 379	113	40
NETHERLANDS	1 392 038	76 833	27 095	EGYPT	2 500	470	171
ITALY	967 608	52 722	18 599	REP S AFRICA	13 757	1 040	360
UNITD KINGDOM	386 268	35 276	12 355	USA	9 195	1 337	476
IRELAND	5 555	559	196	MEXICO	3 367	791	275
DENMARK	220 260	19 376	6 810	VENEZUELA	1 446	277	97
GREECE	18 237	2 363	829	PERU	1 150	223	76
ICELAND	881	90	34	CHILE	2 050	401	142
NORWAY	33 163	3 524	1 240	IRAQ	8 363	1 342	460
SWEDEN	87 740	6 437	2 266	INDIA	6 507	300	107
FINLAND	28 704	3 437	1 184	THAILAND	1 008	114	40
SWITZERLAND	931 115	90 186	31 781	INDONESIA	5 913	258	91
AUSTRIA	736 586	66 838	23 714	SINGAPORE	1 000	202	74
PORTUGAL	403	123	45	JAPAN	2 149	470	163
SPAIN	945 386	43 231	15 203	TAIWAN	13 884	3 387	1 211
YUGOSLAVIA	22 078	1 150	387	AUSTRALIA	1 810	391	138
TURKEY	930	124	43	261 SILK			
SOVIETUNION	4 111	2 023	704	IMPORTS	6 672	33 139	11 651
POLAND	3 892	840	291	FRANCE	201	1 311	480
CZECHOSLOVA	729	704	242				
HUNGARY	6 299	387	131				
ROMANIA	801	138	47				
ALGERIA	1 802	95	34				
LIBYA	13 261	897	305				
EGYPT	22 359	2 103	701				

6 IMPORTS AND EXPORTS (SPECIAL TRADE) BY GROUPS OF THE SITC-REV. 11 AND BY COUNTRIES OF PRODUCTION AND CONSUMPTION 1984

GROUP COUNTRY	DT * 100 KG	1 000 DM	1 000 \$	GROUP COUNTRY	DT * 100 KG	1 000 DM	1 000 \$
BELGIUM LUX	81	132	45	IRELAND	2 585	222	76
ITALY	377	1 124	402	DENMARK	6 577	2 637	940
UNTD KINGDOM	128	604	214	GREECE	1 861	841	289
SWITZERLAND	126	2 011	717	NORWAY	3 752	1 465	506
SPAIN	22	141	51	SWEDEN	16 413	5 696	1 954
SOVIETUNION	2 194	3 698	1 307	FINLAND	5 330	1 534	543
USA	452	1 358	476	SWITZERLAND	71 902	16 168	5 670
BRAZIL	196	1 359	470	AUSTRIA	28 103	14 330	5 087
CHINA	3 737	15 845	5 522	PORTUGAL	5 126	2 369	816
SOUTH KOREA	55	416	147	SPAIN	11 535	3 787	1 323
JAPAN	920	5 016	1 775	YUGOSLAVIA	20 374	7 515	2 639
EXPORTS	4 045	13 594	4 795	TURKEY	567	198	75
FRANCE	690	2 634	931	SOVIETUNION	786	700	229
BELGIUM LUX	160	735	253	POLAND	15 625	6 532	2 295
ITALY	807	4 959	1 783	CZECHOSLOVA	5 397	2 185	756
SWITZERLAND	211	1 242	439	HUNGARY	2 900	1 068	369
AUSTRIA	76	202	72	ROMANIA	780	280	102
JAPAN	2 064	3 688	1 300	MADAGASCAR	468	166	60
263 COTTON				USA	444	151	54
IMPORTS	3 130 419	1 235 096	437 628	VENEZUELA	3 678	1 595	533
FRANCE	40 715	6 320	2 253	BURMA	823	396	141
BELGIUM LUX	16 837	1 667	589	JAPAN	217	99	34
NETHERLANDS	26 355	4 692	1 668	TAIWAN	2 326	819	270
ITALY	25 758	2 646	929	264 JUTE, OTH TEX BAST FIBRES			
UNTD KINGDOM	15 334	5 142	1 814	IMPORTS	74 045	8 684	3 058
DENMARK	2 529	441	151	BELGIUM LUX	16 494	1 056	371
GREECE	53 987	20 056	7 098	NETHERLANDS	4 275	347	122
ICELAND	207	157	50	BANGLADESH	41 008	6 006	2 118
SWEDEN	1 440	152	54	CHINA	8 400	1 000	352
FINLAND	4 657	780	278	EXPORTS	10 348	934	323
SWITZERLAND	41 607	10 859	3 825	FRANCE	924	118	39
AUSTRIA	13 019	2 437	862	BELGIUM LUX	2 941	146	53
PORTUGAL	1 019	315	113	ANGOLA	3 936	501	173
SPAIN	15 870	7 919	2 751	265 VEG FIBRE, EXCL COTN JUTE			
YUGOSLAVIA	1 092	162	58	IMPORTS	236 588	44 446	15 704
TURKEY	290 901	90 965	31 936	FRANCE	9 996	3 025	1 059
SOVIETUNION	177 933	83 247	29 765	BELGIUM LUX	45 499	16 682	5 916
POLAND	5 999	470	171	NETHERLANDS	10 356	779	272
CZECHOSLOVA	7 784	895	302	ITALY	1 605	1 375	486
HUNGARY	17 329	1 586	560	UNTD KINGDOM	681	568	204
ROMANIA	1 248	96	35	IRELAND	183	235	85
TUNISIA	3 538	532	195	SWITZERLAND	116	276	100
EGYPT	132 159	89 007	31 977	POLAND	2 914	370	131
SUDAN	181 832	67 800	23 712	HUNGARY	453	183	65
MALI	89 226	44 436	15 996	MOROCCO	1 537	104	38
UPPER VOLTA	33 460	16 785	5 693	IVORY COAST	18 644	1 965	694
CHAD	112 847	56 143	19 474	KENYA	4 513	722	259
IVORY COAST	3 000	1 482	512	TANZANIA	750	126	44
TOGO	5 274	2 601	936	MADAGASCAR	7 065	1 065	373
BENIN	30 745	13 776	4 677	ECUADOR	4 024	1 090	385
CAMEROON	56 705	28 219	9 947	BRAZIL	2 570	1 692	575
CENT AFR REP	27 381	13 286	4 717	SRI LANKA	115 155	11 266	4 000
ETHIOPIA	8 269	5 231	1 916	THAILAND	5 110	291	103
KENYA	699	410	137	PHILIPPINES	3 820	1 189	416
UGANDA	21 238	13 328	4 640	CHINA	947	1 269	438
TANZANIA	2 898	1 556	566	EXPORTS	17 980	4 124	1 450
MOZAMBIQUE	291	105	41	FRANCE	937	155	53
ZIMBABWE	85 401	47 640	16 639	BELGIUM LUX	6 651	1 331	471
USA	567 687	213 736	76 952	NETHERLANDS	1 257	156	55
CANADA	3 830	969	340	ITALY	1 190	1 075	376
MEXICO	43 940	20 917	7 392	SWEDEN	1 593	162	58
GUATEMALA	53 893	19 743	7 149	SWITZERLAND	706	191	64
HONDURAS	3 096	718	260	AUSTRIA	1 687	526	187
EL SALVADOR	1 421	196	75	YUGOSLAVIA	2 554	193	67
NICARAGUA	74 765	28 248	10 229	ROMANIA	500	89	33
HAITI	5 751	2 494	911	USA	477	103	36
DOMINIC REP	2 291	1 051	372	266 SYNTHETIC FIBRE TO SPIN			
COLOMBIA	16 270	8 432	3 009	IMPORTS	1 160 556	516 191	182 853
VENEZUELA	2 763	494	176	FRANCE	123 636	63 092	22 490
PERU	16 911	9 391	3 250	BELGIUM LUX	46 786	23 667	8 451
BRAZIL	146 311	41 838	14 084	NETHERLANDS	136 094	59 915	21 138
CHILE	329	155	59	ITALY	254 852	109 357	38 735
PARAGUAY	131 743	66 738	23 152	UNTD KINGDOM	60 642	25 888	9 089
ARGENTINA	133 927	56 558	20 052	IRELAND	65 944	25 836	9 151
LEBANON	197	97	36	DENMARK	29 312	10 584	3 712
SYRIA	127 208	44 858	16 408	GREECE	13 786	5 210	1 842
IRAN	59 164	5 668	1 951	SWEDEN	7 319	2 413	855
ISRAEL	45 336	14 983	5 263	FINLAND	352	99	34
NORTH YEMEN	1 010	512	187	SWITZERLAND	98 748	49 437	17 454
SOUTH YEMEN	5 843	3 824	1 363	AUSTRIA	52 361	21 096	7 427
AFGHANISTAN	22 073	10 701	3 846	PORTUGAL	1 797	667	242
PAKISTAN	35 398	13 239	4 768	SPAIN	4 517	1 789	632
INDIA	14 881	6 611	2 353	YUGOSLAVIA	6 550	1 888	673
THAILAND	13 543	3 814	1 388	TURKEY	42 325	15 863	5 659
MALAYSIA	485	206	67	POLAND	2 915	647	225
SINGAPORE	653	199	71	CZECHOSLOVA	33 424	8 831	3 111
CHINA	16 675	7 557	2 612	HUNGARY	5 530	1 706	621
SOUTH KOREA	1 582	572	216	ROMANIA	121 354	37 275	13 179
JAPAN	14 189	3 345	1 189	BULGARIA	293	100	34
HONG KONG	3 250	930	328	EGYPT	2 394	698	250
AUSTRALIA	6 404	2 755	1 013	USA	32 671	36 624	13 083
EXPORTS	619 278	209 316	73 784				
FRANCE	178 099	62 008	21 887				
BELGIUM LUX	33 325	12 285	4 395				
NETHERLANDS	59 432	16 824	5 921				
ITALY	91 194	33 810	12 029				
UNTD KINGDOM	48 908	13 473	4 732				

6 IMPORTS AND EXPORTS (SPECIAL TRADE) BY GROUPS OF THE SITC-REV. 11 AND BY COUNTRIES OF PRODUCTION AND CONSUMPTION 1984

GROUP COUNTRY	DT = 100 KG	1 000 DM	1 000 \$	GROUP COUNTRY	DT = 100 KG	1 000 DM	1 000 \$
MEXICO	574	204	72	UNTD KINGDOM	54 822	25 399	9 003
BRAZIL	499	156	54	IRELAND	26 520	3 862	1 358
ISRAEL	274	112	40	DENMARK	2 642	886	310
JAPAN	14 022	12 841	4 536	GREECE	21 351	15 279	5 384
EXPORTS	3 052 804	1 375 648	485 869	SWEDEN	1 954	650	230
FRANCE	359 388	166 919	59 038	FINLAND	2 722	1 306	454
BELGIUM LUX	296 845	141 661	50 092	SWITZERLAND	32 203	14 490	5 132
NETHERLANDS	73 599	32 594	11 521	AUSTRIA	23 526	14 420	5 078
ITALY	600 155	258 454	91 599	PORTUGAL	11 418	4 846	1 676
UNTD KINGDOM	178 862	75 759	26 756	SPAIN	47 698	24 984	8 808
IRELAND	7 958	3 597	1 263	YUGOSLAVIA	22 968	14 251	5 118
DENMARK	19 445	7 736	2 702	TURKEY	12 851	8 013	2 930
GREECE	126 314	54 664	19 349	SOVIETUNION	67 342	25 741	9 382
NORWAY	18 358	7 012	2 492	POLAND	9 621	3 755	1 307
SWEDEN	42 580	14 213	5 065	CZECHOSLOVA	2 420	1 537	521
FINLAND	71 066	27 406	9 589	HUNGARY	18 916	9 377	3 324
SWITZERLAND	26 295	14 536	5 107	BULGARIA	598	411	144
AUSTRIA	85 249	42 931	15 192	MOROCCO	7 028	2 639	938
PORTUGAL	26 567	11 097	3 908	ALGERIA	12 456	7 187	2 423
SPAIN	177 918	74 108	26 198	TUNISIA	770	192	64
YUGOSLAVIA	64 492	28 993	10 231	EGYPT	20 987	15 788	5 819
TURKEY	74 950	29 369	10 478	GHANA	180	161	56
SOVIETUNION	176 860	98 374	34 723	NIGERIA	923	697	242
POLAND	18 681	7 756	2 660	ZAIRE	379	330	114
CZECHOSLOVA	13 200	6 736	2 359	RWANDA	753	623	220
HUNGARY	60 987	25 944	9 112	KENYA	693	406	150
MOROCCO	17 063	7 541	2 637	REP S AFRICA	11 381	6 966	2 442
ALGERIA	13 836	5 438	1 825	USA	38 707	11 233	3 979
TUNISIA	3 694	1 524	540	VENEZUELA	440	275	102
EGYPT	12 888	7 164	2 584	ARGENTINA	694	308	111
IVORY COAST	1 429	540	189	SYRIA	1 791	1 082	379
NIGERIA	17 134	7 492	2 590	ISRAEL	8 502	5 507	1 934
ETHIOPIA	2 273	933	329	SOUTH YEMEN	1 491	1 219	429
KENYA	13 558	6 444	2 306	PAKISTAN	3 386	1 352	480
MADAGASCAR	3 629	1 607	581	INDIA	201	156	55
REP S AFRICA	22 450	12 311	4 366	BURMA	747	476	161
USA	114 986	63 175	22 421	JAPAN	94	91	34
CANADA	31 016	16 205	5 650	NEW ZEALAND	1 306	689	236
MEXICO	857	616	218	268 WOOL(EXC TOPS),ANML HAIR			
COLOMBIA	236	124	47	IMPORTS	931 604	988 733	349 312
VENEZUELA	2 591	1 680	619	FRANCE	78 540	104 685	36 986
ECUADOR	13 634	6 680	2 351	BELGIUM LUX	53 014	68 864	24 261
PERU	7 248	2 307	777	NETHERLANDS	29 690	13 145	4 634
BRAZIL	742	326	113	ITALY	13 648	22 403	8 004
CHILE	11 388	6 079	2 129	UNTD KINGDOM	30 668	43 237	15 274
BOLIVIA	1 781	1 348	447	IRELAND	344	290	105
URUGUAY	2 112	1 232	423	DENMARK	1 506	1 488	520
ARGENTINA	4 091	2 822	969	GREECE	4 609	2 149	734
CYPRUS	527	263	89	ICELAND	1 169	702	245
LEBANON	1 379	518	179	NORWAY	1 338	963	337
SYRIA	7 126	2 424	864	SWEDEN	2 147	1 647	589
IRAQ	1 194	490	162	SWITZERLAND	3 374	6 956	2 487
IRAN	85 483	35 208	12 245	AUSTRIA	2 726	944	336
ISRAEL	19 135	7 276	2 585	PORTUGAL	1 137	1 042	373
NORTH YEMEN	4 984	1 368	487	SPAIN	12 619	6 542	2 314
PAKISTAN	7 968	3 274	1 159	YUGOSLAVIA	205	221	79
INDIA	443	238	82	TURKEY	138	587	223
MALAYSIA	220	101	37	SOVIETUNION	2 148	818	276
CHINA	68 887	24 234	8 551	CZECHOSLOVA	1 349	559	197
SOUTH KOREA	183	216	75	HUNGARY	5 752	5 007	1 763
JAPAN	4 967	3 116	1 080	BULGARIA	497	375	122
TAIWAN	18 857	8 324	2 926	MOROCCO	478	130	46
AUSTRALIA	12 205	4 906	1 715	KENYA	1 209	1 025	368
NEW ZEALAND	566	121	42	REP S AFRICA	126 615	135 946	48 232
267 OTHER MAN-MADE FIBRES				USA	3 193	3 950	1 410
IMPORTS	777 337	217 927	76 906	CANADA	143	146	50
FRANCE	49 146	11 201	3 986	PERU	11 310	21 743	7 772
BELGIUM LUX	52 846	9 587	3 424	BRAZIL	3 655	2 065	738
NETHERLANDS	78 560	13 469	4 748	CHILE	30 965	26 576	9 904
ITALY	11 120	3 657	1 314	PARAGUAY	655	528	186
UNTD KINGDOM	59 274	26 990	9 485	URUGUAY	17 911	12 935	4 649
IRELAND	1 503	278	102	ARGENTINA	53 667	46 261	16 769
DENMARK	4 592	797	283	FALKLAND IS	96	95	32
SWEDEN	34 130	10 335	3 639	IRAN	210	1 056	377
FINLAND	80 244	24 536	8 628	SAUDI ARABIA	99	91	30
SWITZERLAND	9 879	2 324	814	AFGHANISTAN	5	122	43
AUSTRIA	151 345	55 189	19 545	PAKISTAN	4 376	1 754	610
SPAIN	832	202	72	INDIA	57	137	45
YUGOSLAVIA	2 262	453	159	MONGOLIA	1 907	541	184
TURKEY	556	85	32	CHINA	13 557	36 839	13 071
SOVIETUNION	41 802	4 610	1 626	SOUTH KOREA	45	228	76
POLAND	28 199	3 478	1 216	JAPAN	308	604	212
CZECHOSLOVA	9 559	1 503	524	HONG KONG	233	550	195
HUNGARY	15 175	3 152	1 129	AUSTRALIA	291 842	314 680	109 425
ROMANIA	61 999	11 356	3 995	NEW ZEALAND	121 371	97 729	34 894
BULGARIA	29 804	6 920	2 391	EXPORTS	158 117	138 487	48 780
EGYPT	1 049	305	105	FRANCE	8 397	12 628	4 473
REP S AFRICA	2 096	228	78	BELGIUM LUX	33 763	15 118	5 303
USA	39 172	22 608	7 940	NETHERLANDS	9 208	3 886	1 371
CANADA	1 143	316	114	ITALY	54 073	62 786	21 976
NORTH KOREA	477	119	40	UNTD KINGDOM	5 426	3 531	1 256
JAPAN	9 537	4 024	1 446	DENMARK	6 173	4 758	1 688
EXPORTS	941 467	362 555	128 312	GREECE	1 567	1 481	524
FRANCE	44 708	14 236	4 954	ICELAND	142	177	65
BELGIUM LUX	97 333	32 692	11 506	NORWAY	1 368	1 306	464
NETHERLANDS	79 626	14 048	4 936	SWEDEN	1 941	1 880	676
ITALY	247 077	74 788	26 313	FINLAND	2 921	2 590	927
				SWITZERLAND	5 053	5 401	1 913
				AUSTRIA	13 567	11 324	4 031

6 IMPORTS AND EXPORTS (SPECIAL TRADE) BY GROUPS OF THE SITC-REV. II AND BY COUNTRIES OF PRODUCTION AND CONSUMPTION 1984

GROUP COUNTRY	DT * 100 KG	1 000 DM	1 000 \$	GROUP COUNTRY	DT * 100 KG	1 000 DM	1 000 \$
PORTUGAL	2 242	1 141	411	SWITZERLAND	44 122	1 240	444
SPAIN	1 366	601	216	AUSTRIA	22 622	660	234
YUGOSLAVIA	2 575	2 032	732	SAUDI ARABIA	44 031	623	203
TURKEY	569	538	180				
POLAND	1 761	1 385	497	273 STONE, SAND AND GRAVEL			
CZECHOSLOVA	740	609	212				
HUNGARY	910	1 022	351	IMPORTS	164 439 701	357 331	125 657
MOROCCO	1 652	1 550	544	FRANCE	89 593 746	97 424	34 260
USA	967	1 170	414	BELGIUM LUX	9 254 678	26 052	9 164
ISRAEL	502	362	123	NETHERLANDS	16 319 009	18 091	6 326
SRI LANKA	34	157	57	ITALY	1 604 077	43 915	15 477
JAPAN	702	592	208	UNTD KINGDOM	1 463 815	4 158	1 450
				IRELAND	474 645	1 191	414
269 WASTE OF TEXTILE FABRICS				DENMARK	14 807 899	24 257	8 479
IMPORTS	377 844	28 988	10 245	GREECE	65 460	3 453	1 225
FRANCE	15 899	2 741	964	NORWAY	7 879 601	23 521	8 249
BELGIUM LUX	25 872	1 360	481	SWEDEN	5 753 533	32 238	11 383
NETHERLANDS	167 302	8 981	3 162	FINLAND	94 532	3 020	1 066
ITALY	20 724	2 706	941	SWITZERLAND	212 800	5 964	2 104
UNTD KINGDOM	5 938	633	222	AUSTRIA	13 267 587	30 633	10 749
DENMARK	9 518	271	98	PORTUGAL	105 750	5 518	1 975
GREECE	1 623	341	120	SPAIN	56 002	1 746	618
SWEDEN	4 858	542	197	YUGOSLAVIA	14 018	469	165
SWITZERLAND	28 590	1 923	684	TURKEY	51 393	1 122	401
AUSTRIA	28 434	3 728	1 341	SOVIET UNION	36 232	680	239
PORTUGAL	657	318	117	POLAND	2 248 751	1 797	637
SPAIN	636	124	45	CZECHOSLOVA	431 801	1 289	453
YUGOSLAVIA	1 964	217	78	REP S AFRICA	339 812	11 134	3 917
POLAND	8 716	620	214	USA	22 634	3 838	1 354
CZECHOSLOVA	34 213	748	266	CANADA	5 827	298	104
HUNGARY	8 448	426	150	BRAZIL	44 156	2 842	974
TUNISIA	294	91	31	ARGENTINA	508	144	52
USA	6 325	1 732	610	INDIA	285 876	12 273	4 332
JAPAN	3 377	843	294	EXPORTS	185 717 040	284 521	100 063
HONG KONG	1 825	277	101	FRANCE	3 005 509	10 380	3 651
EXPORTS	1 580 252	171 952	60 634	BELGIUM LUX	13 823 354	21 467	7 542
FRANCE	137 231	14 786	5 205	NETHERLANDS	145 163 042	169 014	59 475
BELGIUM LUX	271 375	21 438	7 543	ITALY	1 268 090	13 959	4 909
NETHERLANDS	414 003	32 443	11 474	UNTD KINGDOM	58 479	1 816	645
ITALY	418 608	43 847	15 470	IRELAND	4 915	1 135	46
UNTD KINGDOM	17 689	6 812	2 428	DENMARK	287 851	3 677	1 295
IRELAND	326	156	55	GREECE	4 843	191	63
DENMARK	436	270	94	NORWAY	32 497	884	306
GREECE	2 191	342	125	SWEDEN	89 985	1 977	698
SWEDEN	3 013	651	231	FINLAND	30 487	869	309
FINLAND	18 384	3 579	1 269	SWITZERLAND	14 602 945	28 446	9 967
SWITZERLAND	33 170	2 871	1 009	AUSTRIA	6 773 726	17 489	6 171
AUSTRIA	19 157	1 914	677	PORTUGAL	10 142	553	194
SPAIN	35 260	5 473	1 909	SPAIN	11 430	264	88
POLAND	2 777	981	346	YUGOSLAVIA	125 262	1 698	603
HUNGARY	7 013	683	243	POLAND	54 558	1 224	419
MOROCCO	5 450	375	134	CZECHOSLOVA	5 898	139	48
TUNISIA	6 526	1 059	370	HUNGARY	84 439	985	339
EGYPT	5 325	780	263	EGYPT	11 877	327	115
GUINEA	1 198	370	126	SUDAN	2 000	128	44
SIERRA LEONE	1 386	287	103	NIGERIA	12 060	356	123
GHANA	12 663	3 028	1 063	UGANDA	2 512	156	60
TOGO	15 381	3 182	1 128	TANZANIA	5 713	172	61
BENIN	4 015	903	320	REP S AFRICA	60 570	1 607	567
GABON	441	128	47	USA	5 386	422	144
ZAIRE	860	132	44	CUBA	1 585	103	35
UGANDA	575	91	33	VENEZUELA	3 982	170	59
TANZANIA	1 791	442	151	IRAN	7 354	389	138
REP S AFRICA	1 388	332	120	ISRAEL	5 759	253	88
USA	8 754	3 969	1 407	SAUDI ARABIA	26 873	864	307
CYPRUS	1 805	262	96	KUWAIT	2 041	194	65
LEBANON	6 207	1 065	377	ARAB EMIRAT	4 018	100	38
SYRIA	26 855	4 489	1 552	SRI LANKA	5 862	156	56
JORDAN	13 808	3 486	1 241	THAILAND	2 280	104	36
SAUDI ARABIA	3 240	367	134	INDONESIA	21 240	520	187
AFGHANISTAN	24 166	3 174	1 116	MALAYSIA	12 925	338	117
PAKISTAN	34 929	5 093	1 784	SINGAPORE	13 220	502	182
INDIA	17 750	1 446	510	PHILIPPINES	30 467	763	265
JAPAN	157	265	96	JAPAN	4 555	144	50
				TAIWAN	972	129	46
271 FERTILIZERS, CRUDE				AUSTRALIA	3 079	165	61
IMPORTS	19 656 927	258 394	90 691	NEW ZEALAND	1 382	115	41
FRANCE	13 699	476	169	274 SULPHUR ETC			
BELGIUM LUX	58 777	3 189	1 142	IMPORTS	4 773 644	117 700	41 136
NETHERLANDS	228 952	3 375	1 212	FRANCE	23 751	888	317
ITALY	15 192	478	170	BELGIUM LUX	55 205	825	283
ALGERIA	43 372	507	163	NETHERLANDS	60 493	2 043	732
TUNISIA	80 000	1 071	399	DENMARK	33 139	406	142
TOGO	534 478	7 578	2 607	NORWAY	73 519	487	188
REP S AFRICA	1 681 530	25 019	8 784	FINLAND	609 244	4 444	1 561
USA	8 293 500	95 607	33 526	YUGOSLAVIA	781 531	7 391	2 591
CANADA	72 911	858	301	SOVIET UNION	28 311	1 001	347
CHILE	15 763	735	257	POLAND	865 467	29 527	10 417
ISRAEL	1 927 094	23 685	8 311	CZECHOSLOVA	14 685	508	185
EXPORTS	1 419 943	10 941	3 859	USA	369 560	10 333	3 602
FRANCE	29 423	345	117	CANADA	1 808 888	57 251	19 847
BELGIUM LUX	216 759	2 062	745	ISRAEL	20 072	491	179
NETHERLANDS	816 650	3 704	1 330	EXPORTS	5 109 377	180 914	63 076
ITALY	29 885	519	180	FRANCE	359 847	12 412	4 328
UNTD KINGDOM	212 047	1 538	517	BELGIUM LUX	217 281	7 547	2 626
SWEDEN	2 865	92	34	NETHERLANDS	2 338 397	76 675	26 778

6 IMPORTS AND EXPORTS (SPECIAL TRADE) BY GROUPS OF THE SITC-REV. 11 AND BY COUNTRIES OF PRODUCTION AND CONSUMPTION 1984

GROUP COUNTRY	DT = 100 KG	1 000 DM	1 000 \$	GROUP COUNTRY	DT = 100 KG	1 000 DM	1 000 \$
ITALY	66 214	2 539	904	NORWAY	6 463 598	52 779	18 558
UNTD KINGDOM	417 276	14 363	4 775	SWEDEN	186 675	2 550	883
DENMARK	563 136	19 454	6 879	FINLAND	341 320	8 516	3 008
SWEDEN	6 034	473	167	SWITZERLAND	447 825	3 110	1 096
FINLAND	239 283	7 825	2 713	AUSTRIA	4 826 123	62 230	21 960
SWITZERLAND	402 885	15 095	5 348	PORTUGAL	16 620	457	169
AUSTRIA	363 511	13 476	4 702	SPAIN	1 789 642	55 178	19 564
SPAIN	5 675	1 588	560	YUGOSLAVIA	107 015	1 408	488
YUGOSLAVIA	891	99	34	TURKEY	1 636 953	60 187	20 933
TURKEY	420	131	44	SOVIETUNION	312 525	11 670	4 127
CZECHOSLOVA	2 821	568	202	POLAND	388 214	3 902	1 333
ROMANIA	25 613	1 743	607	CZECHOSLOVA	3 101 924	49 145	17 302
EGYPT	2 695	205	75	HUNGARY	150 480	2 264	798
NIGERIA	7 191	418	147	ROMANIA	8 467	544	202
ETHIOPIA	8 685	443	150	BULGARIA	5 529	314	112
KENYA	15 748	874	299	MOROCCO	396 950	9 769	3 447
REP S AFRICA	5 613	730	254	SENEGAL	117 459	2 640	935
USA	1 804	209	77	MOZAMBIQUE	4 772	193	73
MEXICO	1 140	196	68	MADAGASCAR	19 367	4 044	1 421
COSTA RICA	3 680	181	61	ZIMBABWE	153 683	19 868	6 997
BRAZIL	7 041	434	147	REP S AFRICA	869 070	34 758	12 212
PARAGUAY	2 630	147	54	USA	2 853 071	166 497	58 910
ARGENTINA	1 255	113	38	CANADA	415 793	61 579	21 961
SYRIA	1 991	109	38	GREENLAND	16 865	2 209	783
ISRAEL	2 929	167	56	MEXICO	265 230	6 326	2 256
PAKISTAN	1 650	108	36	COSTA RICA	18 119	275	104
INDIA	1 137	244	87	TRINIDAD TOB	162 259	9 665	3 363
BURMA	7 890	391	138	BRAZIL	442 525	20 752	7 256
THAILAND	1 140	235	80	CYPRUS	3 554	449	161
INDONESIA	2 390	201	72	ISRAEL	213 457	25 056	8 829
MALAYSIA	6 715	334	120	INDIA	69 551	3 809	1 338
PHILIPPINES	3 040	175	63	SRI LANKA	1 749	569	204
HONG KONG	2 152	106	38	THAILAND	36 953	2 330	788
				CHINA	1 183 921	43 448	15 320
277 NATURAL ABRASIVES NES				NORTH KOREA	332 871	12 867	4 526
IMPORTS	823 794	139 668	49 360	SOUTH KOREA	11 481	846	297
FRANCE	2 892	201	70	JAPAN	97 505	11 941	4 136
BELGIUM LUX	823	9 990	3 512	HONG KONG	36 485	1 303	440
NETHERLANDS	3 783	903	321	AUSTRALIA	42 449	1 517	537
ITALY	129 003	3 259	1 143	EXPORTS	108 700 272	632 085	222 682
UNTD KINGDOM	120	3 890	1 371	FRANCE	14 563 224	95 694	33 875
IRELAND	24	54 353	19 205	BELGIUM LUX	23 930 918	72 809	25 682
GREECE	498 506	2 796	1 018	NETHERLANDS	47 139 678	111 588	39 261
ICELAND	163 763	1 065	375	ITALY	8 736 320	88 461	31 172
SWEDEN	186	186	69	UNTD KINGDOM	744 312	14 037	4 931
SWITZERLAND	136	4 132	1 450	IRELAND	171 348	1 819	642
SPAIN	2 932	387	136	DENMARK	998 806	13 827	4 874
TURKEY	2 713	255	87	GREECE	273 837	1 619	577
SOVIETUNION		164	55	ICELAND	20 082	305	111
POLAND	736	96	36	NORWAY	1 133 499	14 736	5 189
HUNGARY	5 497	779	279	SWEDEN	3 748 394	31 842	11 195
ROMANIA		1 043	351	FINLAND	1 287 049	14 365	5 038
LIBERIA		289	99	SWITZERLAND	1 268 470	23 726	8 347
ZAIRE		3 138	1 104	AUSTRIA	1 688 135	30 041	10 568
REP S AFRICA		15 962	5 662	PORTUGAL	25 930	1 949	691
LESOTHO		172	59	SPAIN	103 004	5 858	2 069
USA	11 402	36 060	12 762	YUGOSLAVIA	60 136	5 116	1 800
ISRAEL		83	30	TURKEY	13 318	1 842	648
INDIA	871	278	103	SOVIETUNION	4 085	1 206	436
EXPORTS	3 541 331	53 753	18 910	POLAND	47 226	2 803	985
FRANCE	25 092	1 655	587	CZECHOSLOVA	37 114	2 463	866
BELGIUM LUX	63 772	2 742	986	HUNGARY	117 612	3 594	1 253
NETHERLANDS	3 409 583	6 890	2 414	ROMANIA	16 091	955	328
ITALY	22	1 941	651	BULGARIA	30 478	2 723	955
UNTD KINGDOM	865	836	294	ALBANIA	1 579	167	58
IRELAND	16	1 060	374	MOROCCO	12 192	617	220
GREECE	18	11 092	3 925	ALGERIA	36 594	1 939	679
SWEDEN	87	191	73	TUNISIA	15 190	2 673	978
SWITZERLAND	32 608	3 556	1 247	LIBYA	116 350	1 934	676
AUSTRIA	6 425	8 296	2 937	EGYPT	5 857	661	228
PORTUGAL	19	3 165	1 110	SUDAN	4 169	568	202
SPAIN	175	1 344	468	LIBERIA	47 549	1 278	459
YUGOSLAVIA	198	339	121	IVORY COAST	35 302	909	320
TURKEY		771	265	BENIN	9 558	169	60
POLAND	10	261	93	NIGERIA	211 855	7 124	2 423
CZECHOSLOVA	204	132	47	CAMEROON	6 814	287	100
HUNGARY	206	296	100	GABON	15 920	465	165
BULGARIA		429	144	CONGO	29 970	941	340
REP S AFRICA	21	1 204	411	ZAIRE	1 269	266	92
USA	340	2 207	757	ANGOLA	2 634	512	195
BRAZIL	5	1 152	397	TANZANIA	26 348	404	135
ISRAEL	31	1 726	647	REUNION	12 483	295	104
INDIA	4	1 073	369	ZAMBIA	40 055	478	162
SINGAPORE	18	360	128	ZIMBABWE	60 825	727	255
JAPAN	79	504	177	MALAWI	15 960	253	93
AUSTRALIA	530	167	58	REP S AFRICA	39 284	3 487	1 231
				USA	138 549	8 006	2 837
278 OTHER CRUDE MINERALS				CANADA	3 062	225	78
IMPORTS	72 724 118	1 343 825	473 465	MEXICO	1 783	438	145
FRANCE	15 058 049	146 650	51 706	GUATEMALA	447	104	34
BELGIUM LUX	12 305 888	73 440	25 863	HONDURAS	2 194	86	30
NETHERLANDS	7 482 856	102 787	36 218	COSTA RICA	864	103	35
ITALY	1 311 031	52 188	18 412	CUBA	1 394	119	42
UNTD KINGDOM	6 067 183	123 162	43 362	DOMINIC REP	1 781	145	50
IRELAND	387 967	23 286	8 159	GUADELOUPE	3 447	131	46
DENMARK	634 856	7 427	2 605	MARTINIQUE	15 826	367	131
GREECE	1 910 553	56 482	19 803	NETH ANTILL	3 348	147	51
ICELAND	13 685	1 118	397	COLOMBIA	1 686	465	159
				VENEZUELA	65 931	1 623	595
				ECUADOR	533	98	32
				PERU	1 910	199	66
				BRAZIL	6 526	1 671	585

6 IMPORTS AND EXPORTS (SPECIAL TRADE) BY GROUPS OF THE SITC-REV. II AND BY COUNTRIES OF PRODUCTION AND CONSUMPTION 1984

GROUP COUNTRY	DT * 100 KG	1 000 DM	1 000 \$	GROUP COUNTRY	DT * 100 KG	1 000 DM	1 000 \$
CHILE	1 352	238	84	NETHERLANDS	2 064 379	98 159	34 654
URUGUAY	1 270	160	54	ITALY	16 703 088	499 394	175 790
ARGENTINA	3 237	628	214	UNITD KINGDOM	85 280	4 171	1 435
IRAQ	2 478	330	114	DENMARK	190 083	5 078	1 798
IRAN	52 520	6 446	2 365	GREECE	2 439	124	42
ISRAEL	93 115	885	314	SWEDEN	695 624	85 597	30 028
SAUDI ARABIA	110 839	4 594	1 629	SWITZERLAND	2 130 535	53 988	19 330
KUWAIT	2 520	193	69	AUSTRIA	2 064 738	60 531	21 546
ARAB EMIRAT	11 133	297	99	SPAIN	166 622	9 190	3 170
PAKISTAN	4 370	481	172	TURKEY	599 499	15 836	5 547
INDIA	4 004	935	323	CZECHOSLOVA	327 554	6 853	2 383
BANGLADESH	5 644	241	85	PAKISTAN	8 130	247	84
SRI LANKA	44 619	1 413	490	INDIA	527 066	15 419	5 512
THAILAND	1 820	311	103	JAPAN	221 410	5 627	2 044
INDONESIA	4 975	636	226				
MALAYSIA	361 826	8 083	2 829	286 URANIUM, THORIUM ORE, CONC			
SINGAPORE	584 212	12 909	4 464				
PHILIPPINES	26 995	927	324	287 BASE METAL ORES, CONC NES			
SOUTH KOREA	2 997	409	142				
JAPAN	63 832	1 667	576	IMPORTS	75 555 480	2 879 467	1 010 542
TAIWAN	7 806	723	254				
HONG KONG	24 232	393	138	FRANCE	29 343	12 646	4 346
AUSTRALIA	10 725	1 752	618	BELGIUM LUX	82 670	43 809	15 442
PAPUA NEW G	54 042	1 320	471	NETHERLANDS	395 803	75 406	26 472
NEW ZEALAND	5 919	516	186	ITALY	1 456 668	77 471	27 054
FUJI	31 352	957	342	UNITD KINGDOM	17 835	16 747	5 892
				IRELAND	1 444 682	73 717	26 272
281 IRON ORE, CONCENTRATES				DENMARK	2 003	302	97
IMPORTS	426 572 412	2 931 969	1 030 913	GREECE	388 196	5 891	2 080
FRANCE	29 089	187	68	NORWAY	3 031 688	54 445	19 161
BELGIUM LUX	254 647	413	150	SWEDEN	765 611	73 252	25 814
NETHERLANDS	60 582	1 197	427	FINLAND	42 857	3 687	1 236
GREECE	81 000	541	176	SWITZERLAND	839	534	189
NORWAY	30 004 905	203 410	71 434	PORTUGAL	676	1 179	407
SWEDEN	20 445 110	135 701	47 716	SPAIN	96 562	10 052	3 569
PORTUGAL	20 074	157	59	YUGOSLAVIA	705 734	6 673	2 339
SPAIN	4 048 881	12 920	4 608	TURKEY	559 199	20 152	6 973
YUGOSLAVIA	96 061	271	95	POLAND	1 375 998	114 540	39 614
MAURITANIA	4 066 429	25 437	9 038	CZECHOSLOVA	74 824	6 096	2 141
LIBERIA	62 726 133	425 007	149 760	HUNGARY	1 323	97	35
GABON	40 400	270	94	BULGARIA	1 479	279	98
REP S AFRICA	31 884 717	204 829	73 006	ALBANIA	971 442	19 429	6 849
USA	34 340	780	254	MOROCCO	551 027	39 711	13 957
CANADA	58 374 200	408 442	142 726	GUINEA	16 608 995	265 428	93 345
VENEZUELA	4 846 266	32 333	11 381	SIERRA LEONE	6 240 156	56 180	19 653
PERU	532 629	4 668	1 573	NIGERIA	1 284	1 784	666
BRAZIL	152 063 157	1 093 820	384 926	CENT AFR REP	31 930	464	176
BOLIVIA	735 060	4 099	1 372	GABON	376 955	2 804	963
INDIA	10 164	162	57	CONGO	200 350	3 439	1 301
AUSTRALIA	56 202 084	377 199	131 949	ZAIRE	3 618	3 799	1 329
EXPORTS	354 997	1 442	508	RWANDA	2 344	3 799	1 308
FRANCE	95 686	256	90	BURUNDI	21	86	32
BELGIUM LUX	202 140	283	102	DJIBOUTI	726	953	330
NETHERLANDS	5 942	162	55	MADAGASCAR	102 506	1 926	704
UNITD KINGDOM	5 218	157	56	ZIMBABWE	1 176	934	344
AUSTRIA	43 216	477	168	REP S AFRICA	5 194 628	108 746	38 453
282 IRON AND STEEL SCRAP				USA	416 682	76 111	26 643
IMPORTS	17 547 869	558 956	196 417	CANADA	4 229 093	320 932	111 269
FRANCE	2 579 407	85 266	29 906	GREENLAND	716 892	57 960	19 580
BELGIUM LUX	2 183 980	65 871	23 354	MEXICO	1 680 515	165 186	59 096
NETHERLANDS	6 138 092	172 480	60 641	HONDURAS	138 097	10 624	3 624
ITALY	81 632	13 248	4 678	EL SALVADOR	175	288	107
UNITD KINGDOM	2 201 149	71 776	25 091	CUBA	10 725	440	152
IRELAND	6 898	376	131	JAMAICA	642 286	13 097	4 548
DENMARK	2 046 417	55 371	19 548	GUYANA	1 276 471	39 616	13 835
GREECE	7 790	715	253	PERU	621 415	78 197	27 761
NORWAY	57 202	2 605	933	BRAZIL	1 159 726	18 133	6 279
SWEDEN	72 807	2 190	759	CHILE	46 062	42 920	15 096
FINLAND	2 734	280	97	BOLIVIA	62 361	16 956	5 916
SWITZERLAND	147 277	19 015	6 650	ARGENTINA	155	248	87
AUSTRIA	66 005	6 977	2 444	CYPRUS	5 000	799	292
PORTUGAL	2 756	435	155	OMAN	9 960	389	134
SPAIN	4 897	1 643	577	INDIA	537 720	13 185	4 640
YUGOSLAVIA	12 443	1 646	581	SRI LANKA	267 877	2 795	968
TURKEY	3 936	657	223	BURMA	5 973	8 645	2 932
SOVIET UNION	959 102	15 396	5 419	THAILAND	155 885	16 131	5 622
POLAND	521 743	11 140	3 960	INDONESIA	2 601	3 840	1 239
CZECHOSLOVA	151 473	7 842	2 738	MALAYSIA	1 551	1 767	604
HUNGARY	27 637	1 616	562	PHILIPPINES	147 170	7 290	2 550
BULGARIA	14 967	1 934	686	MONGOLIA	22 362	2 918	1 042
MOROCCO	9 201	254	89	CHINA	1 308 277	96 790	33 737
ALGERIA	48 022	1 552	535	SOUTH KOREA	1 522	2 488	869
TUNISIA	2 811	478	172	JAPAN	17 870	2 294	852
LIBERIA	6 853	329	118	AUSTRALIA	19 426 533	447 449	158 389
REP S AFRICA	5 579	1 197	401	PAPUA NEW G	1 912 453	324 967	113 846
USA	96 625	11 365	3 854	NEW ZEALAND	143	291	97
CANADA	9 237	1 609	556	EXPORTS	5 787 888	533 000	187 683
MEXICO	1 580	291	95	FRANCE	523 510	46 403	16 393
ISRAEL	69 804	2 006	720	BELGIUM LUX	673 808	69 886	24 793
KUWAIT	1 701	286	105	NETHERLANDS	915 948	103 916	36 402
JAPAN	845	134	47	ITALY	248 590	24 853	8 761
AUSTRALIA	3 655	836	288	UNITD KINGDOM	57 443	9 975	3 504
EXPORTS	32 683 722	1 090 521	384 616	DENMARK	24 504	972	347
FRANCE	1 039 263	26 162	9 141	GREECE	5 621	261	89
BELGIUM LUX	5 855 119	203 954	72 048	NORWAY	6 486	858	304
				SWEDEN	37 186	7 654	2 770
				FINLAND	78 142	5 595	1 846
				SWITZERLAND	27 830	3 236	1 143
				AUSTRIA	920 036	53 886	18 984
				PORTUGAL	11 546	1 033	366
				SPAIN	46 206	7 411	2 664
				YUGOSLAVIA	58 696	5 689	2 025

6 IMPORTS AND EXPORTS (SPECIAL TRADE) BY GROUPS OF THE SITC-REV. 11 AND BY COUNTRIES OF PRODUCTION AND CONSUMPTION 1984

GROUP COUNTRY	DT * 100 KG	1 000 DM	1 000 \$	GROUP COUNTRY	DT * 100 KG	1 000 DM	1 000 \$
TURKEY	3 587	408	149	NEW CALEDON	578	185	68
SOVIETUNION	15 547	2 015	704	EXPORTS	4 723 634	703 324	248 303
POLAND	36 872	2 506	858	FRANCE	1 030 049	110 546	39 006
CZECHOSLOVA	19 227	4 259	1 505	BELGIUM LUX	1 050 190	99 114	34 863
HUNGARY	37 824	2 766	974	NETHERLANDS	727 511	128 904	45 563
ROMANIA	13 992	1 226	438	ITALY	736 776	167 161	59 208
BULGARIA	28 234	3 127	1 077	UNTD KINGDOM	165 224	23 843	8 497
EGYPT	7 406	543	188	IRELAND	720	170	56
REP S AFRICA	5 349	1 033	361	DENMARK	49 069	13 909	4 956
USA	71 994	76 117	26 754	NORWAY	3 198	1 370	462
CANADA	1 855 577	80 020	28 204	SWEDEN	465 589	55 686	19 489
MEXICO	6 944	533	190	FINLAND	11 439	2 232	789
COLOMBIA	1 713	197	69	SWITZERLAND	24 836	3 557	1 258
VENEZUELA	1 915	479	163	AUSTRIA	244 876	55 881	19 747
BRAZIL	6 128	998	354	PORTUGAL	797	193	71
ARGENTINA	8 964	1 511	531	SPAIN	42 340	7 998	2 821
IRAN	850	155	52	YUGOSLAVIA	3 556	1 053	374
ISRAEL	1 206	588	207	TURKEY	1 040	182	61
SAUDI ARABIA	3 571	301	106	CZECHOSLOVA	17 684	793	273
PAKISTAN	3 518	616	220	HUNGARY	16 529	5 632	2 018
INDIA	4 915	1 285	455	LIBYA	328	161	59
CHINA	612	244	89	REP S AFRICA	1 827	667	223
JAPAN	9 809	9 049	3 156	USA	21 547	5 646	2 021
TAIWAN	1 724	402	144	ISRAEL	529	116	41
HONG KONG	1 304	262	93	PAKISTAN	27 934	3 369	1 185
AUSTRALIA	1 356	296	106	INDIA	35 018	7 217	2 530
				JAPAN	1 501	794	268
				TAIWAN	40 903	6 810	2 353
288 NONFERR METAL SCRAP NES				289 PREC METAL ORE, WASTE NES			
IMPORTS	9 514 943	1 957 084	688 489	IMPORTS	114 546	417 767	147 167
FRANCE	987 643	267 574	94 025	FRANCE	263	3 335	1 192
BELGIUM LUX	514 142	116 129	40 687	BELGIUM LUX	242	11 905	4 159
NETHERLANDS	1 450 844	323 712	114 304	NETHERLANDS	7 033	19 875	7 013
ITALY	315 715	73 834	26 011	ITALY	255	5 579	2 051
UNTD KINGDOM	1 342 817	315 510	111 311	UNTD KINGDOM	831	35 150	12 040
IRELAND	48 981	9 760	3 390	IRELAND	277	3 173	1 114
DENMARK	322 827	81 260	28 597	DENMARK	63	7 692	2 658
GREECE	27 201	5 484	1 990	GREECE	3 360	1 185	
ICELAND	3 936	613	212	ICELAND	800	287	
NORWAY	207 598	45 992	16 324	NORWAY	101	16 823	6 013
SWEDEN	40 653	10 829	3 850	SWEDEN	412	13 023	4 646
FINLAND	10 881	1 680	582	FINLAND	32	3 398	1 214
SWITZERLAND	237 733	87 215	30 696	SWITZERLAND	3 624	10 841	3 823
AUSTRIA	368 377	85 870	30 545	AUSTRIA	494	8 845	3 209
PORTUGAL	18 181	5 643	2 024	PORTUGAL	57	237	81
SPAIN	27 213	3 829	1 347	SPAIN	1 072	376	
GIBRALTAR	331	99	38	YUGOSLAVIA	19	1 159	392
MALTA	2 625	530	181	SOVIETUNION	9	409	135
YUGOSLAVIA	13 549	3 263	1 176	POLAND	11	516	180
TURKEY	77 145	1 625	546	CZECHOSLOVA	189	3 553	1 173
SOVIETUNION	59 929	4 627	1 587	HUNGARY	14	10 467	3 648
POLAND	32 861	6 533	2 321	BULGARIA	258	397	141
CZECHOSLOVA	66 028	4 326	1 527	EGYPT	1 306	461	
HUNGARY	115 837	21 817	7 633	CENT AFR REP	3 660	1 298	
BULGARIA	53 489	8 511	2 951	ZAIRE	650	250	
MOROCCO	2 974	982	337	REP S AFRICA	87	24 723	8 792
TUNISIA	5 445	1 265	435	USA	3 030	105 897	37 162
EGYPT	8 782	1 578	577	CANADA	440	21 489	7 513
SENEGAL	1 055	335	112	MEXICO	149	12 569	4 595
IVORY COAST	712	162	55	COLOMBIA	281	103	
GHANA	1 139	157	60	VENEZUELA	3	115	40
NIGERIA	53 017	6 678	2 337	PERU	7 274	13 323	4 599
ZAIRE	5 327	1 738	602	CHILE	89 079	50 970	18 315
KENYA	1 076	327	108	IRAQ	183	59	
UGANDA	453	192	63	ISRAEL	122	44	
MAURITIUS	1 420	345	118	PAKISTAN	208	76	
REP S AFRICA	1 144 807	123 332	43 117	INDIA	560	194	
USA	199 650	139 795	48 636	MALAYSIA	825	291	
CANADA	1 369 612	89 377	31 325	SINGAPORE	162	358	120
MEXICO	722	2 447	864	PHILIPPINES	319	113	
NICARAGUA	3 726	640	218	CHINA	236	89	
COSTA RICA	563	120	44	SOUTH KOREA	1	883	292
HAITI	353	104	35	JAPAN	4 538	1 587	
GUADELOUPE	627	138	50	TAIWAN	1 926	675	
BARBADOS	497	95	34	AUSTRALIA	4	188	67
TRINIDAD TOB	371	127	42	EXPORTS	6 295	11 375	4 004
NETH ANTILL	2 436	413	141	FRANCE	64	249	85
COLOMBIA	1 342	473	159	BELGIUM LUX	951	2 662	913
VENEZUELA	728	229	82	NETHERLANDS	164	1 447	509
SURINAME	1 489	85	30	UNTD KINGDOM	4 532	1 949	690
BRAZIL	1 094	4 843	1 731	DENMARK	235	246	88
CHILE	733	173	58	SWITZERLAND	48	648	229
BOLIVIA	3 223	1 672	586	SPAIN	61	3 598	1 299
CYPRUS	1 683	496	175	USA	236	522	173
LEBANON	24 582	8 183	2 895	291 CRUDE ANIMAL MTRIALS NES			
SYRIA	12 534	3 406	1 259	IMPORTS	2 408 827	717 040	251 991
IRAQ	1 200	314	116	FRANCE	66 987	49 692	17 469
ISRAEL	39 710	8 636	3 044	BELGIUM LUX	98 144	13 486	4 754
JORDAN	37 410	13 265	4 753	NETHERLANDS	909 749	74 958	26 337
SAUDI ARABIA	19 250	7 157	2 534	ITALY	108 642	9 124	3 215
KUWAIT	25 254	9 010	3 220	UNTD KINGDOM	12 215	9 597	3 374
BAHRAIN	2 389	579	205	IRELAND	4 415	1 647	574
ARAB EMIRAT	14 794	3 819	1 364	DENMARK	190 986	39 703	14 070
PAKISTAN	7 166	2 826	1 002	GREECE	1 625	1 599	563
THAILAND	28 435	13 124	4 472				
MALAYSIA	36 673	10 042	3 385				
SINGAPORE	2 230	973	325				
PHILIPPINES	185	96	33				
SOUTH KOREA	1 023	5 059	1 750				
JAPAN	441	779	257				
AUSTRALIA	92 652	3 748	1 359				
NEW ZEALAND	1 363	433	156				

6 IMPORTS AND EXPORTS (SPECIAL TRADE) BY GROUPS OF THE SITC-REV. II AND BY COUNTRIES OF PRODUCTION AND CONSUMPTION 1984

GROUP COUNTRY	DT = 100 KG	1 000 DM	1 000 \$	GROUP COUNTRY	DT = 100 KG	1 000 DM	1 000 \$
ICELAND	1 080	1 175	406	SOUTH KOREA	466	2 403	842
NORWAY	1 189	372	131	JAPAN	1 055	9 060	3 171
SWEDEN	9 582	3 441	1 215	TAIWAN	4 374	14 983	5 364
FINLAND	6 248	734	256	HONG KONG	279	2 514	875
SWITZERLAND	45 311	5 531	1 950	AUSTRALIA	55	163	58
AUSTRIA	145 701	11 678	4 083				
PORTUGAL	8 189	8 423	2 968	292 CRUDE VEG MATERIALS NES			
SPAIN	8 912	2 981	1 034	IMPORTS	5 242 410	2 995 678	1 058 998
YUGOSLAVIA	22 532	12 890	4 483	FRANCE	174 182	86 295	30 746
TURKEY	8 634	28 249	9 905	BELGIUM LUX	152 395	41 291	14 542
SOVIETUNION	50 093	6 050	2 105	NETHERLANDS	2 796 738	1 767 878	625 094
POLAND	48 287	20 477	7 263	ITALY	300 697	230 586	81 809
CZECHOSLOVA	65 386	11 895	4 201	UNTD KINGDOM	27 117	9 770	3 373
HUNGARY	79 331	67 135	23 227	IRELAND	3 348	1 470	528
ROMANIA	2 679	2 762	961	DENMARK	512 412	204 756	72 307
BULGARIA	81	215	75	GREECE	7 082	3 710	1 299
MOROCCO	419	182	66	ICELAND	1 321	121	42
TUNISIA	86	890	316	NORWAY	3 355	1 295	435
EGYPT	3 388	985	346	SWEDEN	4 132	4 290	1 519
TANZANIA	346	370	129	FINLAND	6 535	5 207	1 791
ZIMBABWE	35	379	135	SWITZERLAND	11 964	13 941	4 951
REP S AFRICA	873	1 048	364	AUSTRIA	32 414	6 104	2 131
USA	81 700	33 387	11 779	PORTUGAL	1 914	2 444	868
CANADA	717	5 996	2 106	SPAIN	59 003	31 309	11 145
MEXICO	402	93	34	MALTA	9	220	79
CUBA	2 161	207	74	YUGOSLAVIA	38 015	13 821	4 772
COLOMBIA	20	103	34	TURKEY	24 460	6 472	2 270
VENEZUELA	2 524	272	97	SOVIETUNION	5 647	1 550	552
PERU	730	1 045	369	POLAND	68 882	16 066	5 753
BRAZIL	44 438	13 519	4 749	CZECHOSLOVA	24 821	6 861	2 423
CHILE	11 715	1 946	669	HUNGARY	82 456	16 474	5 712
PARAGUAY	1 545	129	45	ROMANIA	11 660	3 329	1 167
URUGUAY	49 166	7 695	2 767	BULGARIA	39 414	10 939	3 738
ARGENTINA	97 521	10 435	3 734	ALBANIA	10 468	3 795	1 326
LEBANON	484	3 284	1 147	CANARY IS	9 355	13 579	4 798
SYRIA	897	5 745	2 016	MOROCCO	12 768	6 131	2 134
IRAN	5 665	26 241	9 257	EGYPT	15 512	8 834	3 125
ISRAEL	1 695	240	84	SUDAN	41 630	17 283	6 122
JORDAN	79	586	205	SIERRA LEONE	1 603	220	79
KUWAIT	225	382	136	IVORY COAST	4 442	2 850	998
ARAB EMIRAT	126	1 081	385	TOGO	95	123	43
AFGHANISTAN	848	5 170	1 841	NIGERIA	7 246	2 510	924
PAKISTAN	8 253	4 751	1 673	CAMEROON	2 619	1 202	426
INDIA	19 846	3 423	1 196	ZAIRE	7 355	2 994	1 056
BANGLADESH	1 649	97	35	RWANDA	3 145	1 907	678
THAILAND	5 185	8 941	3 165	BURUNDI	726	354	119
VIETNAM	1 503	2 363	847	ETHIOPIA	5 501	2 652	951
INDONESIA	696	439	148	SOMALIA	797	878	295
PHILIPPINES	2 016	511	176	KENYA	43 678	29 374	10 222
MONGOLIA	333	1 139	385	TANZANIA	578	237	84
CHINA	139 587	140 381	49 356	MADAGASCAR	5 087	2 662	949
NORTH KOREA	492	1 297	459	MAURITIUS	64	184	65
SOUTH KOREA	109	196	74	REP S AFRICA	34 174	22 142	7 750
JAPAN	1 277	2 723	961	USA	65 133	66 141	23 277
TAIWAN	7 335	4 903	1 710	CANADA	6 243	4 597	1 616
HONG KONG	414	926	336	MEXICO	7 413	8 159	2 898
AUSTRALIA	4 821	12 665	4 430	GUATEMALA	8 846	7 510	2 661
NEW ZEALAND	9 526	26 468	9 332	HONDURAS	662	676	234
EXPORTS	1 386 916	343 526	120 956	EL SALVADOR	386	948	336
FRANCE	457 677	58 070	20 460	COSTA RICA	9 692	11 849	4 229
BELGIUM LUX	371 371	21 900	7 721	HAITI	262	172	60
NETHERLANDS	147 751	32 158	11 354	DOMINIC REP	287	148	56
ITALY	70 751	26 411	9 268	JAMAICA	304	431	153
UNTD KINGDOM	9 578	7 688	2 742	COLOMBIA	20 204	28 786	10 111
IRELAND	559	735	257	VENEZUELA	153	330	116
DENMARK	109 574	13 547	4 778	ECUADOR	3 296	1 228	438
GREECE	4 995	2 006	701	PERU	2 199	2 459	864
NORWAY	4 577	4 206	1 478	BRAZIL	11 658	6 717	2 375
SWEDEN	5 942	4 677	1 647	CHILE	3 779	1 179	421
FINLAND	2 309	2 977	1 041	PARAGUAY	2 456	1 512	519
SWITZERLAND	19 029	28 451	10 033	URUGUAY	310	634	223
AUSTRIA	93 282	35 240	12 408	ARGENTINA	29 527	13 368	4 823
PORTUGAL	12 896	2 667	941	IRAQ	7 180	143	50
SPAIN	16 031	4 486	1 563	IRAN	7 820	10 060	3 571
MALTA	13	106	41	ISRAEL	89 873	82 749	29 803
YUGOSLAVIA	3 835	5 491	1 937	SOUTH YEMEN	957	884	310
TURKEY	762	1 055	380	AFGHANISTAN	4 361	1 576	565
POLAND	724	280	95	PAKISTAN	26 158	5 707	2 016
CZECHOSLOVA	2 187	424	143	INDIA	137 034	36 472	12 683
HUNGARY	1 029	1 684	562	SRI LANKA	7 066	1 146	404
MOROCCO	73	180	62	THAILAND	10 274	14 645	5 101
ALGERIA	224	458	170	INDONESIA	19 150	9 661	3 422
EGYPT	50	173	66	MALAYSIA	11 784	1 020	365
KENYA	80	300	105	SINGAPORE	5 496	8 872	3 143
REP S AFRICA	6 958	7 961	2 749	PHILIPPINES	1 579	958	331
USA	31 074	42 904	15 088	CHINA	45 212	17 750	6 154
CANADA	146	1 208	427	NORTH KOREA	346	194	75
MEXICO	338	834	284	SOUTH KOREA	855	12 104	4 274
COLOMBIA	128	319	112	JAPAN	2 118	9 236	3 231
VENEZUELA	24	106	38	TAIWAN	6 097	2 937	1 034
PERU	24	114	43	HONG KONG	3 910	2 170	762
BRAZIL	4 149	1 337	476	AUSTRALIA	87 781	11 888	4 216
CHILE	78	237	90	PAPUA NEW G	107	159	54
URUGUAY	200	112	41	NEW ZEALAND	3 343	1 804	625
IRAQ	126	592	205	FIJI	125	116	41
ISRAEL	110	374	125	EXPORTS	808 260	628 720	221 469
SAUDI ARABIA	84	122	44	FRANCE	92 010	77 102	27 268
KUWAIT	77	96	35	BELGIUM LUX	44 724	23 580	8 303
ARAB EMIRAT	18	136	45	NETHERLANDS	132 148	68 582	23 986
SRI LANKA	76	283	99	ITALY	55 135	43 147	15 155
SINGAPORE	111	482	163				
CHINA	1 517	1 076	374				

6 IMPORTS AND EXPORTS (SPECIAL TRADE) BY GROUPS OF THE SITC-REV. II AND BY COUNTRIES OF PRODUCTION AND CONSUMPTION 1984

GROUP COUNTRY	DT = 100 KG	1 000 DM	1 000 \$	GROUP COUNTRY	DT = 100 KG	1 000 DM	1 000 \$
UNIT KINGDOM	23 487	23 923	8 304	NETHERLANDS	2 136 365	21 170	7 581
IRELAND	2 677	1 927	679	ITALY	19 585	1 427	509
DENMARK	51 786	31 805	11 247	UNIT KINGDOM	1 714 698	19 780	7 277
GREECE	4 294	4 253	1 509	NORWAY	665 008	11 506	3 906
ICELAND	224	184	59	AUSTRIA	78 640	999	345
NORWAY	14 378	7 507	2 606	SOVIETUNION	2 802 245	28 250	9 667
SWEDEN	55 501	22 148	7 733	POLAND	30 151 953	362 308	127 672
FINLAND	13 163	8 430	2 964	CZECHOSLOVA	28 900 936	182 824	64 416
SWITZERLAND	98 170	68 137	24 041	REP S AFRICA	22 978 913	258 885	90 733
AUSTRIA	74 110	58 305	20 635	USA	6 885 451	114 230	40 600
PORTUGAL	2 473	3 760	1 348	CANADA	4 403 411	72 575	25 288
SPAIN	14 516	20 809	7 422	AUSTRALIA	6 955 658	101 007	35 413
YUGOSLAVIA	2 962	3 688	1 299				
TURKEY	740	1 718	637	EXPORTS	116 891 565	2 537 882	894 646
SOVIETUNION	10 935	16 118	5 819	FRANCE	38 308 520	1 009 287	355 468
POLAND	5 252	3 753	1 336	BELGIUM LUX	25 958 816	601 390	212 836
CZECHOSLOVA	4 976	5 679	2 002	NETHERLANDS	14 600 348	219 790	77 127
HUNGARY	5 176	10 399	3 657	ITALY	19 941 684	327 974	115 520
ROMANIA	1 080	2 112	734	UNIT KINGDOM	5 460 474	159 984	55 885
BULGARIA	8 084	1 741	634	IRELAND	83 488	2 981	1 041
ALBANIA	67	168	58	DENMARK	141 959	2 808	968
CANARY IS	340	231	83	NORWAY	1 464 604	28 638	9 926
MOROCCO	3 243	2 959	1 027	SWEDEN	2 769	147	52
ALGERIA	236	123	44	SWITZERLAND	2 584 873	49 300	17 556
TUNISIA	351	782	271	AUSTRIA	3 473 847	62 975	22 212
LIBYA	335	760	267	PORTUGAL	222 211	2 569	937
EGYPT	542	1 586	563	SPAIN	484 049	8 218	2 898
UPPER VOLTA	117	456	162	YUGOSLAVIA	1 665 404	22 587	8 022
SENEGAL	41	218	78	TURKEY	1 429 453	17 375	6 443
LIBERIA	190	186	67	HUNGARY	1 660	84	30
GHANA	242	502	166	ROMANIA	15 972	479	156
TOGO	72	406	146	ALBANIA	228 415	4 568	1 495
NIGERIA	1 072	4 073	1 438	CANARY IS	6 908	212	75
CAMEROON	626	2 808	981	MOROCCO	14 371	482	168
GABON	249	281	98	ALGERIA	3 943	239	86
CONGO	169	663	227	EGYPT	4 661	285	105
ZAIRE	328	1 023	338	BRAZIL	60 000	1 743	637
BURUNDI	116	379	132	ARGENTINA	5 500	194	64
ANGOLA	233	671	233	CYPRUS	5 253	157	54
ETHIOPIA	211	366	128	LEBANON	7 236	183	62
KENYA	518	2 079	731	SYRIA	6 119	250	95
TANZANIA	245	650	226	IRAQ	1 508	176	63
MOZAMBIQUE	208	441	169	IRAN	490 060	6 873	2 583
MADAGASCAR	91	288	98	ISRAEL	7 834	173	59
ZAMBIA	253	789	269	SAUDI ARABIA	137 985	3 406	1 201
ZIMBABWE	90	483	171	KUWAIT	2 609	92	32
REP S AFRICA	4 262	6 575	2 308	ARAB EMIRAT	2 023	92	32
USA	18 352	22 131	7 686	JAPAN	4 153	144	49
CANADA	2 024	3 354	1 198	AUSTRALIA	50 583	1 536	540
MEXICO	6 662	4 610	1 612				
GUATEMALA	136	329	119	323 BRIQUETS, COKE, SEMI-COKE			
EL SALVADOR	90	119	42	IMPORTS	7 822 867	173 026	60 834
COSTA RICA	244	285	98	FRANCE	2 914 812	75 200	26 347
PANAMA	85	97	34	BELGIUM LUX	1 739 750	41 195	14 498
CUBA	1 338	3 341	1 214	NETHERLANDS	1 120 073	24 985	8 957
DOMINIC REP	145	114	38	UNIT KINGDOM	148 241	2 416	891
TRINIDAD TOB	113	298	106	NORWAY	173 574	2 780	952
NETH ANTILL	58	88	31	AUSTRIA	22 547	526	179
COLOMBIA	1 475	3 086	1 085	POLAND	31 973	569	199
VENEZUELA	1 358	1 297	443	CZECHOSLOVA	1 060 739	15 502	5 457
ECUADOR	106	236	82	USA	419 702	6 914	2 330
PERU	582	2 994	1 134	CANADA	104 357	1 636	570
BRAZIL	5 547	4 072	1 429	JAPAN	78 999	1 013	353
CHILE	3 317	3 373	1 174	AUSTRALIA	4 457	197	68
BOLIVIA	90	105	39	EXPORTS	77 702 921	2 331 713	815 966
PARAGUAY	112	497	175	FRANCE	14 999 348	517 858	182 416
URUGUAY	651	1 049	380	BELGIUM LUX	20 775 990	722 951	253 709
ARGENTINA	8 583	6 044	2 105	NETHERLANDS	7 073 757	165 710	58 045
CYPRUS	367	180	62	ITALY	1 061 105	32 019	11 290
LEBANON	281	259	90	UNIT KINGDOM	13 239 345	373 363	129 655
SYRIA	3 763	2 597	858	IRELAND	458 640	14 125	4 998
IRAQ	521	954	342	DENMARK	334 166	9 140	3 168
IRAN	460	538	190	GREECE	6 123	214	78
ISRAEL	1 672	2 317	823	NORWAY	2 309 754	43 308	14 981
JORDAN	323	259	84	SWEDEN	728 086	20 717	7 201
SAUDI ARABIA	74	410	146	FINLAND	2 571 839	66 551	22 757
KUWAIT	35	134	46	SWITZERLAND	1 035 008	32 376	11 389
ARAB EMIRAT	342	414	156	AUSTRIA	5 666 471	146 811	51 315
NORTH YEMEN	173	363	122	PORTUGAL	97 563	2 734	964
SOUTH YEMEN	43	134	48	SPAIN	654 822	10 847	3 811
PAKISTAN	534	585	210	YUGOSLAVIA	19 660	681	233
INDIA	1 500	1 272	441	TURKEY	50 000	1 749	599
BANGLADESH	217	126	47	HUNGARY	615 767	17 205	5 674
THAILAND	362	449	154	ROMANIA	4 060 057	103 699	36 372
INDONESIA	1 883	1 458	521	BULGARIA	143 700	3 650	1 208
MALAYSIA	118	284	98	MOROCCO	333 159	10 081	3 511
SINGAPORE	96	134	45	TUNISIA	551 699	13 910	4 964
PHILIPPINES	620	2 241	796	EGYPT	62 747	1 864	677
CHINA	206	431	155	KENYA	12 326	532	180
SOUTH KOREA	2 912	2 626	941	CANADA	420 018	8 563	2 982
JAPAN	3 815	7 581	2 800	COSTA RICA	2 696	109	38
TAIWAN	102	199	69	BRAZIL	193 000	5 999	2 035
HONG KONG	621	804	281	CHILE	48 300	1 145	408
AUSTRALIA	2 426	3 321	1 166	LEBANON	25 000	935	301
NEW ZEALAND	422	518	184	SYRIA	9 352	416	137
NEW CALEDON	24	91	30	JORDAN	5 291	254	93
FR POLYNESIA	40	104	38	SINGAPORE	22 000	682	265
				SOUTH KOREA	105 000	1 043	345
322 COAL, LIGNITE, PEAT							
IMPORTS	115 464 926	1 331 842	468 345				
FRANCE	3 761 622	86 858	30 468				
BELGIUM LUX	3 996 343	69 732	24 364				

6 IMPORTS AND EXPORTS (SPECIAL TRADE) BY GROUPS OF THE SITC-REV. II AND BY COUNTRIES OF PRODUCTION AND CONSUMPTION 1984

GROUP COUNTRY	DT * 100 KG	1 000 DM	1 000 \$	GROUP COUNTRY	DT * 100 KG	1 000 DM	1 000 \$
SWITZERLAND	28 096	2 482	891	LEBANON	5 385	784	272
AUSTRIA	501 524	33 515	11 679	SYRIA	2 860	509	177
PORTUGAL	87 589	6 892	2 405	IRAQ	9 698	1 295	446
SPAIN	631 450	36 245	12 598	IRAN	80 096	6 429	2 267
YUGOSLAVIA	133 602	9 290	3 391	ISRAEL	15 231	2 590	927
SOVIETUNION	2 321 779	124 760	44 325	JORDAN	1 709	373	131
POLAND	839 661	41 080	14 524	SAUDI ARABIA	9 127	1 236	434
CZECHOSLOVA	281 043	22 513	8 033	KUWAIT	1 573	233	80
HUNGARY	637 929	43 136	15 035	BAHRAIN	160 961	12 559	4 489
ROMANIA	77 962	1 990	754	ARAB EMIRAT	2 193	293	103
BULGARIA	45 846	4 828	1 674	NORTH YEMEN	3 345	1 518	561
CANARY IS	2 439	373	132	AFGHANISTAN	654	130	46
ALGERIA	54 598	2 479	871	PAKISTAN	2 550	501	176
EGYPT	141 891	9 437	3 311	INDIA	112 609	13 424	4 772
REP S AFRICA	66 619	16 426	5 768	BANGLADESH	4 455	584	214
USA	12 202 832	271 101	95 036	SRI LANKA	2 567	235	86
CANADA	125 254	10 739	3 671	BURMA	1 903	317	106
BRAZIL	32 585	3 264	1 155	THAILAND	5 772	815	291
ARGENTINA	769 198	20 965	7 386	INDONESIA	10 727	1 833	647
IRAQ	26 334	3 735	1 284	MALAYSIA	5 274	647	229
ISRAEL	6 202	558	203	SINGAPORE	6 215	757	273
CHINA	1 085	158	51	PHILIPPINES	1 022	172	61
JAPAN	9 376	1 427	479	CHINA	3 782	841	281
EXPORTS	17 465 974	1 204 766	422 233	NORTH KOREA	1 096	227	79
FRANCE	2 313 037	121 064	42 458	SOUTH KOREA	703	435	152
BELGIUM LUX	1 366 218	84 481	29 515	JAPAN	953	302	104
NETHERLANDS	3 494 472	249 043	86 704	TAIWAN	7 808	1 536	547
ITALY	742 284	60 058	21 170	HONG KONG	1 831	403	140
UNITED KINGDOM	878 493	54 420	18 969	AUSTRALIA	5 901	1 253	430
IRELAND	6 875	1 037	360	NEW ZEALAND	2 275	383	137
DENMARK	1 266 303	72 888	25 615	341 GAS NATURAL AND MANUFACT			
GREECE	28 084	3 430	1 220	IMPORTS	356 194 569	16 387 342	5 807 216
ICELAND	721	134	46	EXPORTS	69 043 111	3 623 822	1 278 935
NORWAY	511 249	39 574	13 950	351 ELECTRIC ENERGY MWH			
SWEDEN	318 863	28 733	10 026	IMPORTS	13 233 363	1 248 666	439 844
FINLAND	137 805	14 665	5 128	FRANCE	249 384	27 505	9 561
SWITZERLAND	1 452 236	80 028	27 700	BELGIUM LUX	2 902	34 839	12 291
AUSTRIA	1 551 996	83 301	29 100	NETHERLANDS	1 024 675	64 731	23 058
PORTUGAL	29 995	2 743	958	ITALY	13	4 888	1 725
SPAIN	137 592	7 979	2 834	SWITZERLAND	5 992 058	474 654	166 683
MALTA	1 062	129	44	AUSTRIA	3 904 518	491 329	173 150
YUGOSLAVIA	147 381	11 166	4 005	CZECHOSLOVA	43 350	3 062	1 174
TURKEY	36 830	3 962	1 359	EXPORTS	10 896 818	802 278	286 185
SOVIETUNION	690 895	38 518	13 749	FRANCE	221 766	29 814	10 671
POLAND	10 183	1 970	684	BELGIUM LUX	2 248 053	211 328	74 422
CZECHOSLOVA	118 727	11 453	3 991	NETHERLANDS	1 084 919	93 243	34 065
HUNGARY	25 900	3 067	1 079	ITALY	2 610 250	169 360	60 303
ROMANIA	18 292	1 620	558	SWITZERLAND	3 410 869	259 517	92 837
BULGARIA	14 780	1 549	555	AUSTRIA	1 179 060	30 487	10 816
MOROCCO	19 412	2 744	980	411 ANIMAL OILS AND FATS			
ALGERIA	30 963	4 637	1 552	IMPORTS	4 498 232	526 247	184 173
TUNISIA	2 247	314	109	FRANCE	144 089	19 667	6 888
LIBYA	5 908	813	278	BELGIUM LUX	134 079	17 573	6 115
EGYPT	80 674	5 099	1 702	NETHERLANDS	218 500	25 212	8 826
SUDAN	2 225	414	147	ITALY	151 921	29 434	10 291
MAURITANIA	1 050	148	51	UNITED KINGDOM	30 692	6 831	2 420
SENEGAL	812	118	42	DENMARK	461 401	49 208	17 169
GAMBIA	1 549	125	40	ICELAND	106 092	12 489	4 636
SIERRA LEONE	3 528	573	207	FAROE IS	5 651	690	244
LIBERIA	4 778	721	250	NORWAY	144 805	16 500	5 942
IVORY COAST	11 070	1 463	523	SWEDEN	68 953	8 968	3 099
GHANA	80 764	5 949	2 108	SWITZERLAND	90 583	10 104	3 549
TOGO	1 578	271	96	AUSTRIA	238 383	28 320	9 952
NIGERIA	81 409	13 527	4 757	SPAIN	1 297	249	91
CAMEROON	1 531	237	84	YUGOSLAVIA	22 055	2 398	821
GABON	11 191	1 198	433	TURKEY	50 491	5 246	1 936
ZAIRE	6 718	998	344	SOVIETUNION	10 588	824	296
RWANDA	2 201	376	130	POLAND	563	98	33
BURUNDI	3 073	365	121	CZECHOSLOVA	7 312	610	204
ANGOLA	3 485	406	146	HUNGARY	68 715	8 796	3 078
ETHIOPIA	3 735	593	217	ROMANIA	3 826	424	138
KENYA	31 067	5 753	2 055	MOROCCO	32 934	3 457	1 240
TANZANIA	4 186	572	337	REP S AFRICA	1 147	109	40
MADAGASCAR	15 000	2 332	756	USA	552 763	71 768	25 672
MAURITIUS	1 169	173	60	CANADA	257 856	34 899	12 239
ZAMBIA	3 428	640	232	PERU	265 202	25 490	8 824
ZIMBABWE	5 862	1 004	357	CHILE	158 171	16 665	5 612
MALAWI	2 543	582	202	URUGUAY	12 575	1 619	593
REP S AFRICA	331 813	32 511	11 578	JAPAN	1 140 647	113 688	38 835
SWAZILAND	716	114	43	AUSTRALIA	75 457	9 653	3 442
USA	315 028	29 519	10 407	NEW ZEALAND	40 661	5 089	1 885
CANADA	124 334	8 222	2 875	EXPORTS	2 293 216	281 854	98 723
MEXICO	6 878	1 449	516	FRANCE	223 655	26 094	9 215
GUATEMALA	49 611	6 813	2 455	BELGIUM LUX	79 031	7 931	2 769
HONDURAS	7 158	1 313	444	NETHERLANDS	1 550 071	177 441	62 152
EL SALVADOR	11 398	1 519	536	ITALY	2 198	584	205
NICARAGUA	1 010	155	54	UNITED KINGDOM	23 405	3 827	1 344
COSTA RICA	5 990	882	307	IRELAND	8 781	1 596	564
CUBA	3 804	621	209	DENMARK	156 092	20 272	7 135
HAITI	1 981	391	138				
DOMINIC REP	6 039	859	294				
JAMAICA	4 935	792	280				
TRINIDAD TOB	823	151	54				
COLOMBIA	5 678	1 032	379				
VENEZUELA	155 054	12 358	4 488				
ECUADOR	21 965	2 949	1 043				
PERU	24 604	3 676	1 294				
BRAZIL	101 821	7 635	2 654				
CHILE	16 404	2 194	793				
BOLIVIA	336	87	31				
ARGENTINA	68 292	6 861	2 337				
CYPRUS	999	166	57				

6 IMPORTS AND EXPORTS (SPECIAL TRADE) BY GROUPS OF THE SITC-REV. II AND BY COUNTRIES OF PRODUCTION AND CONSUMPTION 1984

GROUP COUNTRY	DT = 100 KG	1 000 DM	1 000 \$	GROUP COUNTRY	DT = 100 KG	1 000 DM	1 000 \$
GREECE	2 437	530	189	CHILE	282		31
NORWAY	1 253	142	50	LEBANON	611	178	61
SWEDEN	3 958	734	255	SYRIA	2 000	522	183
SWITZERLAND	10 158	1 705	598	IRAN	334	136	45
AUSTRIA	3 917	784	278	ISRAEL	885	212	71
PORTUGAL	1 571	317	112	JORDAN	2 403	613	212
SPAIN	1 381	623	219	KUWAIT	1 482	404	144
YUGOSLAVIA	1 260	419	146	ARAB EMIRAT	8 700	1 742	573
TURKEY	7 687	1 308	451	INDIA	296 106	61 504	21 701
POLAND	529	93	34	BANGLADESH	6 999	1 622	604
CZECHOSLOVIA	31 496	5 023	1 737	NEPAL	600	209	69
HUNGARY	265	136	48	INDONESIA	64 581	13 320	4 703
BULGARIA	5 215	789	283	HONG KONG	73 043	15 931	5 586
LIBYA	2 000	300	105	AUSTRALIA	1 000	184	62
NIGERIA	38 939	6 844	2 401	NEW ZEALAND	9 800	1 639	603
BURUNDI	19 412	2 815	984	FIJI	2 771	785	279
KENYA	12 201	1 925	679				
TANZANIA	33 384	5 225	1 910	424 FIXED VEG OIL NONSOFT			
REP S AFRICA	6 485	1 295	459				
USA	3 348	1 247	422	IMPORTS	4 273 705	1 109 864	390 743
MEXICO	213	510	193				
VENEZUELA	2 191	475	161	FRANCE	49 542	12 897	4 505
CHILE	2 232	559	192	BELGIUM LUX	105 029	23 363	8 315
ARGENTINA	520	123	44	NETHERLANDS	377 857	98 045	34 439
IRAN	55 088	9 137	3 022	ITALY	15 402	6 045	2 109
JAPAN	71	171	61	UNITD KINGDOM	3 892	1 285	438
				DENMARK	73 469	21 765	7 683
423 FIXED VEG OILS, SOFT				SWEDEN	2 555	559	188
IMPORTS	3 513 025	763 425	268 528	SWITZERLAND	1 048	998	358
				AUSTRIA	366	411	144
FRANCE	198 356	39 292	13 835	PORTUGAL	26 413	7 714	2 773
BELGIUM LUX	451 450	97 447	34 167	SPAIN	4 283	970	344
NETHERLANDS	1 673 127	351 621	124 025	YUGOSLAVIA	2 180	538	194
ITALY	39 321	19 537	6 768	TURKEY	119	93	33
UNITD KINGDOM	18 798	3 934	1 441	SOVIET UNION	1 500	406	148
DENMARK	29 754	6 133	2 101	POLAND	2 058	265	94
GREECE	1 504	815	291	HUNGARY	1 000	219	71
SWEDEN	153 341	30 060	10 556	LIBERIA	2 359	595	209
FINLAND	64 490	12 992	4 694	IVORY COAST	182 979	49 064	16 894
SWITZERLAND	57 106	13 064	4 574	TOGO	4 571	908	293
PORTUGAL	29 374	6 952	2 406	BENIN	43 720	15 165	4 990
SPAIN	206 998	43 919	15 567	NIGERIA	13 354	4 010	1 365
YUGOSLAVIA	12 000	2 296	884	CAMEROON	55 089	11 530	3 823
TURKEY	579	242	83	ZAIRE	47 450	14 089	4 839
POLAND	32 469	6 121	2 025	USA	170 308	40 582	14 366
HUNGARY	5 425	970	329	EL SALVADOR	2 480	941	315
ROMANIA	23 040	5 271	1 732	DOMINIC REP	20 181	6 495	2 414
SENEGAL	23 797	6 831	2 390	SURINAME	1 047	332	110
GAMBIA	19 956	5 506	1 993	ECUADOR	5 746	2 203	804
USA	140 981	29 359	10 815	BRAZIL	164 055	49 541	17 761
BRAZIL	60 381	16 845	5 959	PARAGUAY	7 678	4 236	1 488
ARGENTINA	161 152	39 455	13 559	URUGUAY	240	145	48
CHINA	89 145	21 728	7 234	ARGENTINA	257 080	42 138	14 760
JAPAN	13	149	54	INDIA	29 342	10 551	3 701
AUSTRALIA	20 239	2 825	1 026	SRI LANKA	483	124	44
EXPORTS	5 186 211	1 078 965	376 299	THAILAND	10 601	3 885	1 373
				INDONESIA	265 227	44 862	15 791
FRANCE	663 601	157 683	55 392	MALAYSIA	941 272	265 456	92 414
BELGIUM LUX	91 856	18 960	6 586	PHILIPPINES	982 160	280 644	100 677
NETHERLANDS	2 089 462	407 426	141 171	CHINA	10 245	5 179	1 886
ITALY	548 424	113 346	39 574	JAPAN	316	424	148
UNITD KINGDOM	236 491	48 781	16 726	AUSTRALIA	2 756	697	254
IRELAND	9 909	2 171	735	PAPUA NEW G	340 664	69 307	24 194
DENMARK	249 226	52 163	18 180	SOLOMON IS	40 171	8 843	3 160
GREECE	9 473	2 149	758	WEST SAMOA	5 254	2 223	744
ICELAND	982	254	88	EXPORTS	1 257 529	328 314	115 874
NORWAY	1 415	412	140				
SWEDEN	8 724	1 981	697	FRANCE	222 155	63 790	22 706
FINLAND	4 767	1 100	383	BELGIUM LUX	41 493	11 482	4 041
SWITZERLAND	52 438	11 633	4 023	NETHERLANDS	333 899	71 245	24 995
AUSTRIA	282 383	54 629	19 256	ITALY	254 861	74 580	26 445
SPAIN	31 846	6 693	2 332	UNITD KINGDOM	50 395	12 119	4 264
MALTA	1 111	316	115	IRELAND	2 464	761	256
YUGOSLAVIA	15 978	3 185	1 161	DENMARK	41 178	11 296	3 920
SOVIET UNION	85 096	22 608	8 303	GREECE	5 294	1 099	390
POLAND	5 661	1 301	423	NORWAY	1 241	387	131
CZECHOSLOVIA	11 024	2 406	804	SWEDEN	18 117	4 119	1 455
ROMANIA	14 505	2 870	1 057	FINLAND	4 723	1 191	422
CANARY IS	14 439	2 980	1 007	SWITZERLAND	25 837	8 766	3 095
MOROCCO	60 142	12 522	4 058	AUSTRIA	69 466	16 773	5 913
LIBYA	999	280	90	PORTUGAL	3 935	805	281
EGYPT	6 249	1 399	516	SPAIN	2 965	741	250
MAURITANIA	2 916	761	259	MALTA	773	216	77
NIGER	650	167	61	YUGOSLAVIA	1 740	589	215
CAPE VERDE	1 188	356	122	TURKEY	5 756	1 707	577
SENEGAL	33 633	7 212	2 484	SOVIET UNION	15 002	5 521	1 991
GAMBIA	353	101	33	CZECHOSLOVIA	17 938	5 955	2 116
SIERRA LEONE	1 282	322	109	HUNGARY	7 163	2 121	747
LIBERIA	923	233	82	ROMANIA	19 995	3 730	1 381
GHANA	6 385	1 571	578	CANARY IS	1 974	549	194
TOGO	1 749	446	151	TUNISIA	5 895	1 378	494
NIGERIA	76 384	15 695	5 618	LIBYA	16 462	4 184	1 429
GABON	34 041	8 571	3 060	EGYPT	5 588	1 632	556
CONGO	743	211	72	SUDAN	227	87	31
ANGOLA	27 983	6 821	2 460	LIBERIA	248	108	41
ETHIOPIA	13 817	4 273	1 396	GHANA	1 149	233	75
DJIBOUTI	326	104	33	NIGERIA	5 235	1 145	390
SOMALIA	2 106	464	154	GABON	373	140	49
TANZANIA	2 467	740	258	ANGOLA	394	110	36
USA	7 076	1 538	514	KENYA	5 504	821	304
PANAMA	2 200	415	139	MOZAMBIQUE	386	196	68
HAITI	569	141	48	MAURITIUS	3 122	874	313
				USA	2 431	1 338	453

6 IMPORTS AND EXPORTS (SPECIAL TRADE) BY GROUPS OF THE SITC-REV. 11 AND BY COUNTRIES OF PRODUCTION AND CONSUMPTION 1984

GROUP COUNTRY	DT * 100 KG	1 000 DM	1 000 \$	GROUP COUNTRY	DT * 100 KG	1 000 DM	1 000 \$
NICARAGUA	9 999	1 998	651	TUNISIA	22 718	4 809	1 654
TRINIDAD TOB	521	117	41	LIBYA	1 167	691	242
VENEZUELA	7 440	1 544	532	EGYPT	11 903	3 472	1 230
SURINAME	541	119	44	SUDAN	285	102	38
CYPRUS	860	262	90	MALI	1 662	297	96
LEBANON	2 837	1 215	420	UPPER VOLTA	14 147	2 520	859
IRAQ	5 401	1 461	534	NIGER	15 005	2 507	917
IRAN	1 997	814	278	SENEGAL	492	120	41
ISRAEL	5 216	2 153	763	GAMBIA	2 960	458	156
JORDAN	2 391	438	152	SIERRA LEONE	5 606	901	319
SAUDI ARABIA	434	155	54	LIBERIA	1 615	279	100
KUWAIT	3 082	940	326	IVORY COAST	2 157	661	227
BAHRAIN	301	121	41	GHANA	9 283	1 610	543
ARAB EMIRAT	724	301	112	TOGO	4 841	791	293
OMAN	633	268	98	NIGERIA	1 450	404	137
PAKISTAN	349	115	41	CAMEROON	1 067	279	94
BURMA	583	135	47	CENT AFR REP	2 592	498	173
INDONESIA	9 372	1 786	643	CONGO	1 998	344	121
SINGAPORE	1 407	264	95	RWANDA	4 000	688	227
PHILIPPINES	1 976	393	138	ETHIOPIA	44 998	5 571	2 013
AUSTRALIA	1 346	367	121	KENYA	13 652	2 528	870
				TANZANIA	33 715	5 462	1 946
431 PROCESD ANML VEG CIL.ETC				MAURITIUS	4 203	1 011	351
IMPORTS	3 234 929	555 251	194 340	REP S AFRICA	12 369	3 526	1 262
FRANCE	148 841	22 548	8 016	USA	11 879	3 742	1 315
BELGIUM LUX	241 395	37 488	13 212	CANADA	1 026	258	91
NETHERLANDS	965 708	172 823	60 603	MEXICO	453	259	95
ITALY	303 029	54 274	18 988	GUATEMALA	387	152	55
UNITD KINGDOM	95 218	16 208	5 681	HONDURAS	512	124	44
DENMARK	105 493	29 695	10 435	COSTA RICA	786	267	94
GREECE	2 612	102	37	CUBA	1 306	360	134
NORWAY	33 968	5 646	1 986	HAITI	495	174	57
SWEDEN	68 811	10 294	3 605	JAMAICA	670	149	54
FINLAND	38 568	6 937	2 445	TRINIDAD TOB	1 444	628	218
SWITZERLAND	9 942	1 667	592	COLOMBIA	2 436	700	244
AUSTRIA	14 630	2 029	722	VENEZUELA	4 712	2 531	862
PORTUGAL	48 996	5 944	2 135	ECUADOR	1 445	399	139
SPAIN	18 865	2 788	965	PERU	1 000	281	101
YUGOSLAVIA	59 569	7 451	2 613	BRAZIL	967	381	134
SOVIETUNION	2 097	1 874	667	CHILE	2 164	652	228
POLAND	60 718	5 943	2 064	ARGENTINA	778	405	143
CZECHOSLOVA	47 741	5 309	1 861	CYPRUS	3 204	841	294
HUNGARY	873	115	38	LEBANON	13 766	3 038	1 035
ROMANIA	44 270	5 124	1 812	SYRIA	26 773	5 325	1 833
BULGARIA	10 032	1 218	428	IRAQ	2 900	913	322
MOROCCO	518	487	168	IRAN	28 009	7 001	2 510
MALI	240	223	74	ISRAEL	20 796	4 113	1 451
IVORY COAST	239	211	74	JORDAN	1 991	581	211
CAMEROON	165	158	51	SAUDI ARABIA	34 827	6 158	2 204
CENT AFR REP	358	375	129	KUWAIT	669	161	56
ETHIOPIA	1 409	1 370	486	ARAB EMIRAT	747	233	79
MADAGASCAR	215	190	70	PAKISTAN	1 891	648	228
USA	132 366	24 229	8 493	INDIA	5 331	1 312	477
CANADA	254	243	92	BANGLADESH	605	141	49
MEXICO	2 144	1 916	669	NEPAL	500	87	31
CUBA	232	214	77	BURMA	1 026	237	80
HAITI	204	212	74	THAILAND	7 897	2 138	769
SURINAME	1 263	121	42	INDONESIA	4 951	1 343	478
PERU	2 103	142	55	MALAYSIA	1 747	607	213
BRAZIL	24 247	5 196	1 834	SINGAPORE	1 866	507	181
PARAGUAY	16 220	1 643	613	PHILIPPINES	1 060	345	122
URUGUAY	619	181	67	CHINA	3 322	103	36
ARGENTINA	85 321	10 990	3 899	SOUTH KOREA	5 675	2 033	717
INDIA	938	516	184	JAPAN	11 284	5 168	1 913
THAILAND	7 910	733	267	TAIWAN	17 941	5 087	1 786
INDONESIA	119 588	15 941	5 386	HONG KONG	8 267	2 525	899
MALAYSIA	431 601	70 736	24 479	AUSTRALIA	31 361	8 355	2 958
SINGAPORE	2 615	629	205	NEW ZEALAND	2 667	784	279
PHILIPPINES	76 883	20 471	7 042				
CHINA	1 726	403	139	511 HYDROCARBONS NES, DERIVS			
JAPAN	523	376	132	IMPORTS	22 299 542	2 816 428	997 747
AUSTRALIA	2 051	1 186	397	FRANCE	1 459 402	212 935	74 937
NEW ZEALAND	201	203	66	BELGIUM LUX	3 898 567	478 052	172 249
EXPORTS	4 560 422	881 548	310 623	NETHERLANDS	10 077 298	1 280 475	453 957
FRANCE	534 671	114 773	40 449	ITALY	179 250	27 538	9 726
BELGIUM LUX	335 139	70 127	24 706	UNITD KINGDOM	2 368 565	252 481	87 291
NETHERLANDS	1 042 682	182 514	64 208	DENMARK	657	112	41
ITALY	264 129	66 078	23 312	NORWAY	149 517	19 386	7 085
UNITD KINGDOM	254 403	47 579	16 832	SWEDEN	4 303	511	179
DENMARK	976 890	128 289	45 062	FINLAND	646 336	71 662	25 694
GREECE	29 159	8 391	2 954	SWITZERLAND	44 860	9 039	3 180
ICELAND	2 019	540	184	AUSTRIA	226 968	24 767	8 791
NORWAY	7 808	2 556	894	PORTUGAL	87 907	12 542	4 408
SWEDEN	43 500	9 613	3 420	SPAIN	340 924	39 934	13 919
FINLAND	5 048	2 160	762	YUGOSLAVIA	24 116	2 248	767
SWITZERLAND	64 132	16 433	5 766	SOVIETUNION	336 011	44 773	16 009
AUSTRIA	186 527	41 279	14 439	POLAND	209 885	20 924	7 382
PORTUGAL	9 113	3 212	1 133	CZECHOSLOVA	447 279	55 300	19 739
SPAIN	19 727	5 146	1 816	HUNGARY	550 345	54 051	18 769
MALTA	391	138	48	ROMANIA	8 455	2 014	720
YUGOSLAVIA	27 121	8 614	3 022	USA	533 475	106 199	37 375
TURKEY	24 934	11 811	4 187	CANADA	97 112	9 856	3 454
SOVIETUNION	32 983	7 924	2 790	BRAZIL	425 500	52 930	18 625
POLAND	136 691	22 615	8 151	ARGENTINA	57 675	7 823	2 577
CZECHOSLOVA	5 395	1 907	666	ISRAEL	37 722	5 190	1 804
HUNGARY	21 530	6 102	2 140	INDIA	55	94	33
ROMANIA	14 893	4 862	1 754	CHINA	410	309	106
BULGARIA	14 950	3 490	1 196	JAPAN	84 538	25 209	8 885
MOROCCO	10 422	2 060	723	EXPORTS	24 653 162	3 355 250	1 185 185
ALGERIA	6 434	1 689	576	FRANCE	1 751 634	283 775	99 708

6 IMPORTS AND EXPORTS (SPECIAL TRADE) BY GROUPS OF THE SITC-REV. 11 AND BY COUNTRIES OF PRODUCTION AND CONSUMPTION 1984

GROUP COUNTRY	DT * 100 KG	1 000 DM	1 000 \$	GROUP COUNTRY	DT * 100 KG	1 000 DM	1 000 \$
BELGIUM LUX	7 729 166	1 152 303	407 770	512 ALCOHOLS, PHENOLS, ETC			
NETHERLANDS	6 566 311	693 920	245 778				
ITALY	1 561 828	215 840	76 577	IMPORTS	14 818 545	1 416 158	499 282
UNTD KINGDOM	1 392 383	177 922	62 918				
IRELAND	21 103	3 172	1 115	FRANCE	989 450	220 847	78 047
DENMARK	82 834	13 546	4 730	BELGIUM LUX	909 184	106 169	36 956
GREECE	26 857	4 456	1 555	NETHERLANDS	6 878 119	469 620	165 468
ICELAND	474	133	48	ITALY	311 914	68 523	24 210
NORWAY	17 077	4 264	1 495	UNTD KINGDOM	2 663 914	229 910	81 250
SWEDEN	329 442	50 636	17 683	IRELAND	7	216	79
FINLAND	71 599	10 973	3 968	DENMARK	3 440	976	343
SWITZERLAND	712 257	105 670	37 252	NORWAY	821	16 203	5 555
AUSTRIA	1 510 355	167 268	59 033	SWEDEN	46 237	11 248	3 961
PORTUGAL	144 922	15 691	5 640	FINLAND	3 289	2 836	1 002
SPAIN	137 234	28 321	9 980	SWITZERLAND	171 552	26 830	9 499
MALTA	1 031	250	84	AUSTRIA	4 592	491	169
YUGOSLAVIA	59 144	11 274	3 972	SPAIN	96 985	13 567	4 763
TURKEY	46 832	4 783	1 655	YUGOSLAVIA	28 173	1 522	540
SOVIETUNION	338 187	34 620	12 039	SOVIETUNION	544 319	22 388	7 911
POLAND	60 403	11 690	4 089	POLAND	548	144	50
CZECHOSLOVA	29 220	5 491	1 937	CZECHOSLOVA	16 773	4 548	1 602
HUNGARY	36 600	7 631	2 696	HUNGARY	21 699	1 718	605
ROMANIA	7 045	1 723	612	ROMANIA	45 458	6 677	2 453
BULGARIA	2 962	937	327	MOROCCO	4 176	935	336
ALBANIA	478	787	289	LIBYA	81 836	3 526	1 272
MOROCCO	7 000	1 083	384	EGYPT	17 750	4 217	1 485
ALGERIA	29 774	3 020	1 033	SUDAN	5 464	1 430	484
TUNISIA	6 200	1 174	424	SENEGAL	4 423	1 230	401
LIBYA	3 572	626	213	IVORY COAST	13 086	3 251	1 175
EGYPT	31 297	4 565	1 629	NIGERIA	21 409	4 172	1 521
SUDAN	666	236	82	ZAIRE	2 988	695	255
SENEGAL	6 732	681	238	KENYA	6 560	1 564	551
GUINEA	307	91	32	REP S AFRICA	246	8 921	3 128
LIBERIA	763	249	85	USA	362 396	65 192	23 177
IVORY COAST	2 166	627	224	CANADA	700 360	36 967	13 244
GHANA	1 049	245	91	MEXICO	666	108	41
NIGERIA	11 096	3 208	1 136	EL SALVADOR	1 052	262	92
CAMEROON	2 764	515	181	CUBA	1 568	272	99
GABON	1 419	299	102	JAMAICA	1 848	246	86
CONGO	411	99	34	TRINIDAD TOB	114 297	5 137	1 754
ZAIRE	4 757	886	310	GUYANA	6 668	941	325
ANGOLA	290	154	52	BRAZIL	15 281	3 262	1 131
ETHIOPIA	1 586	308	114	CHILE	5 482	1 402	495
KENYA	8 482	1 189	426	PARAGUAY	253	227	85
TANZANIA	384	179	60	URUGUAY	963	325	117
MOZAMBIQUE	210	126	40	ARGENTINA	13 358	1 473	522
ZAMBIA	652	193	67	ISRAEL	1 953	1 117	402
ZIMBABWE	2 581	525	184	SAUDI ARABIA	226 827	9 800	3 274
REP S AFRICA	59 796	11 711	4 169	THAILAND	4 759	549	195
USA	548 496	90 767	32 175	INDONESIA	750	183	64
CANADA	48 119	9 540	3 335	MALAYSIA	14 502	3 714	1 237
MEXICO	8 940	3 165	1 084	SINGAPORE	20	140	51
GUATEMALA	1 031	428	148	PHILIPPINES	3 958	1 096	377
EL SALVADOR	3 287	712	250	CHINA	8 577	10 217	3 663
NICARAGUA	1 512	203	71	SOUTH KOREA	370	116	41
COSTA RICA	539	167	57	JAPAN	21 277	20 739	7 344
PANAMA	294	90	32	TAIWAN	36	229	78
CUBA	2 091	400	138	NAURU	7 201	317	106
DOMINIC REP	810	261	88	NEW ZEALAND	409 246	17 632	6 169
JAMAICA	435	143	50				
BARBADOS	749	165	59	EXPORTS	12 126 862	2 655 364	935 159
TRINIDAD TOB	401	225	78				
COLOMBIA	8 036	2 734	973	FRANCE	1 104 265	253 423	89 160
VENEZUELA	9 815	2 301	820	BELGIUM LUX	744 804	134 048	47 131
ECUADOR	4 020	1 013	355	NETHERLANDS	2 405 136	433 010	152 493
PERU	5 337	2 035	707	ITALY	1 061 154	208 817	73 736
BRAZIL	128 451	20 517	6 971	UNTD KINGDOM	875 122	202 920	71 641
CHILE	2 835	1 064	369	IRELAND	23 223	8 724	3 119
PARAGUAY	171	101	33	DENMARK	301 118	64 849	22 808
URUGUAY	2 290	663	226	GREECE	23 673	6 895	2 424
ARGENTINA	24 355	4 443	1 551	ICELAND	493	173	61
CYPRUS	2 990	452	165	NORWAY	89 261	18 828	6 522
LEBANON	1 579	390	140	SWEDEN	151 911	34 348	12 098
SYRIA	694	137	45	FINLAND	88 382	16 638	5 804
IRAQ	3 837	1 274	447	SWITZERLAND	548 381	111 592	39 357
IRAN	25 097	6 857	2 464	AUSTRIA	183 390	36 514	12 924
ISRAEL	216 084	25 874	8 979	PORTUGAL	64 614	12 418	4 336
JORDAN	2 075	363	125	SPAIN	209 995	55 796	21 113
SAUDI ARABIA	35 869	7 217	2 485	YUGOSLAVIA	164 217	40 464	14 251
KUWAIT	2 869	888	313	TURKEY	58 471	13 156	4 708
BAHRAIN	2 385	391	135	SOVIETUNION	274 105	62 152	21 874
QATAR	590	107	38	POLAND	139 344	35 425	12 302
ARAB EMIRAT	12 159	2 475	876	CZECHOSLOVA	174 324	46 186	16 272
OMAN	1 043	266	92	HUNGARY	181 700	36 037	12 691
NORTH YEMEN	1 297	192	67	ROMANIA	52 834	20 805	7 307
PAKISTAN	7 547	1 800	640	BULGARIA	38 991	14 417	5 084
INDIA	26 658	6 585	2 293	ALBANIA	135	103	35
BANGLADESH	963	296	99	MOROCCO	4 993	1 351	465
NEPAL	248	97	34	ALGERIA	2 913	1 049	361
BURMA	373	92	31	TUNISIA	868	296	111
THAILAND	13 072	3 696	1 313	LIBYA	111	182	64
INDONESIA	11 405	2 781	987	EGYPT	15 136	3 125	1 098
MALAYSIA	7 336	2 854	1 000	SENEGAL	442	221	76
SINGAPORE	32 693	4 788	1 678	GUINEA	200	135	44
PHILIPPINES	5 597	1 227	425	LIBERIA	642	227	76
CHINA	324 446	56 851	19 965	IVORY COAST	813	364	130
SOUTH KOREA	17 355	4 216	1 480	NIGERIA	12 806	4 460	1 557
JAPAN	186 265	26 193	9 130	CAMEROON	3 039	1 326	459
TAIWAN	38 613	7 107	2 544	CONGO	338	162	52
HONG KONG	4 166	985	343	ZAIRE	673	273	94
AUSTRALIA	32 847	5 490	1 942	ANGOLA	271	239	90
NEW ZEALAND	4 782	2 395	844	ETHIOPIA	169	91	32
				KENYA	2 595	949	336
				TANZANIA	1 791	304	105

6 IMPORTS AND EXPORTS (SPECIAL TRADE) BY GROUPS OF THE SITC-REV. II AND BY COUNTRIES OF PRODUCTION AND CONSUMPTION 1984

GROUP COUNTRY	DT * 100 KG	1 000 DM	1 000 \$	GROUP COUNTRY	DT * 100 KG	1 000 DM	1 000 \$
ZIMBABWE	913	409	145	SWEDEN	207 680	53 945	19 037
REP S AFRICA	95 653	18 859	6 688	FINLAND	110 429	24 063	8 447
USA	807 120	249 328	87 800	SWITZERLAND	664 056	165 017	58 095
CANADA	47 200	10 895	3 799	AUSTRIA	211 054	57 663	20 405
MEXICO	33 166	9 931	3 575	PORTUGAL	43 478	11 224	4 009
GUATEMALA	1 529	753	261	SPAIN	316 111	78 573	27 667
HONDURAS	1 133	252	87	MALTA		858	258
EL SALVADOR	798	374	127	YUGOSLAVIA	259 683	63 332	22 187
NICARAGUA	59	135	43	TURKEY	88 073	25 826	9 210
COSTA RICA	1 675	574	200	SOVIETUNION	264 408	65 500	23 546
CUBA	4 659	1 498	528	POLAND	50 714	18 458	6 486
DOMINIC REP	5 413	1 347	463	CZECHOSLOVA	30 789	15 642	5 488
JAMAICA	950	427	158	HUNGARY	62 428	28 075	9 924
TRINIDAD TOB	49	82	30	ROMANIA	117 726	25 676	8 846
COLOMBIA	5 987	2 277	795	BULGARIA	50 604	14 415	4 958
VENEZUELA	37 509	14 135	4 878	ALBANIA	5 502	1 270	455
SURINAME	414	174	62	CANARY IS		558	217
ECUADOR	10 217	2 713	983	MOROCCO	13 429	2 772	951
PERU	18 285	3 972	1 398	ALGERIA	78 830	16 483	5 792
BRAZIL	85 408	29 232	10 201	TUNISIA	9 959	2 311	819
CHILE	2 760	1 347	475	LIBYA	9 305	2 681	915
PARAGUAY	589	196	65	EGYPT	56 675	13 515	4 746
URUGUAY	8 677	1 742	606	SUDAN		959	358
ARGENTINA	63 321	18 277	6 373	SENEGAL	3 793	674	218
CYPRUS	1 009	255	87	GAMBIA		67	107
LEBANON	836	423	143	LIBERIA	1 133	274	98
SYRIA	2 001	697	230	IVORY COAST	8 454	1 632	587
IRAQ	76 019	14 428	5 203	GHANA	1 485	437	153
IRAN	210 433	35 274	12 340	NIGERIA	25 833	4 631	1 609
ISRAEL	134 217	29 113	10 181	CAMEROON	7 958	1 733	611
JORDAN	2 744	892	315	ZAIRE	2 399	724	246
SAUDI ARABIA	8 269	1 562	555	ANGOLA	2 271	764	269
KUWAIT	7 382	1 764	653	ETHIOPIA		485	103
QATAR	324	148	54	KENYA	9 731	2 126	762
ARAB EMIRAT	4 484	562	202	TANZANIA		757	217
AFGHANISTAN	1 196	207	76	MAURITIUS		166	121
PAKISTAN	18 045	3 152	1 100	ZAMBIA		496	127
INDIA	188 009	41 451	14 501	ZIMBABWE	1 013	247	85
BANGLADESH	2 950	650	228	REP S AFRICA	64 831	17 790	6 310
SRI LANKA	148	101	35	USA	398 655	191 206	67 118
THAILAND	7 230	2 058	732	CANADA	49 496	89 025	30 956
INDONESIA	20 294	8 894	3 132	MEXICO	17 896	11 379	4 012
MALAYSIA	5 407	2 092	740	GUATEMALA	3 011	1 270	440
SINGAPORE	24 019	5 100	1 808	HONDURAS		252	158
PHILIPPINES	13 658	3 480	1 235	EL SALVADOR	3 981	2 185	767
CHINA	389 304	90 158	32 011	COSTA RICA	15 228	3 587	1 277
NORTH KOREA	9 811	2 806	952	PANAMA	1 114	401	137
SOUTH KOREA	45 482	13 755	4 777	CUBA	16 993	3 388	1 214
JAPAN	279 232	72 056	25 394	HAITI		182	95
TAIWAN	374 204	51 109	18 145	BAHAMAS		1 204	160
HONG KONG	11 598	3 478	1 223	DOMINIC REP	7 161	1 681	642
AUSTRALIA	32 163	10 718	3 745	JAMAICA		563	110
NEW ZEALAND	12 799	2 306	805	COLOMBIA	25 790	10 684	3 748
				VENEZUELA	14 898	8 815	3 102
513 ORGANIC ACIDS, ETC				ECUADOR	3 907	2 648	907
IMPORTS	5 645 558	1 363 666	481 190	PERU	10 818	4 654	1 598
FRANCE	1 353 114	321 717	113 460	BRAZIL	60 915	24 138	8 476
BELGIUM LUX	999 650	186 995	66 145	CHILE	20 577	7 140	2 534
NETHERLANDS	1 164 014	236 407	83 575	BOLIVIA	2 213	711	252
ITALY	386 290	98 881	34 754	PARAGUAY		376	200
UNITED KINGDOM	667 715	143 756	50 716	URUGUAY	13 482	2 495	856
IRELAND	18 272	10 024	3 538	ARGENTINA	50 550	18 896	6 599
DENMARK	51 083	22 579	7 867	CYPRUS	1 031	403	139
NORWAY	3 899	1 961	690	LEBANON	10 999	2 294	786
SWEDEN	65 746	22 591	7 979	SYRIA	9 378	1 778	613
FINLAND	9 419	2 326	817	IRAQ	15 046	5 136	1 788
SWITZERLAND	73 334	62 365	22 151	IRAN	185 566	36 040	12 898
AUSTRIA	187 149	43 716	15 486	ISRAEL	138 618	38 025	13 401
SPAIN	59 416	16 633	6 009	JORDAN	5 729	1 266	441
YUGOSLAVIA	51 473	8 325	2 966	SAUDI ARABIA	7 995	8 359	2 933
TURKEY	4 238	1 379	454	KUWAIT	6 381	2 391	842
SOVIETUNION	11 588	1 705	594	BAHRAIN		459	321
POLAND	1 548	861	304	QATAR		986	1 508
CZECHOSLOVA	46 795	8 158	2 829	ARAB EMIRAT	1 972	778	272
HUNGARY	726	225	83	OMAN	1 342	299	105
ROMANIA	6 439	1 766	632	NORTH YEMEN		140	48
BULGARIA	2 715	625	215	SOUTH YEMEN		607	259
USA	313 132	97 555	34 178	PAKISTAN	65 243	12 736	4 426
CANADA	30 195	6 565	2 308	INDIA	272 508	52 844	16 742
MEXICO	18 342	4 751	1 646	BANGLADESH	11 977	2 583	940
BAHAMAS	13	836	275	SRI LANKA	5 705	1 327	455
BRAZIL	12 513	2 957	1 030	BURMA	1 773	485	172
ARGENTINA	10 703	1 930	675	THAILAND	30 446	8 819	3 113
ISRAEL	4 296	2 520	895	INDONESIA	204 607	35 597	12 616
INDIA	735	259	98	MALAYSIA	63 199	11 244	3 959
MALAYSIA	1 550	559	203	SINGAPORE	64 308	13 494	4 771
CHINA	43 425	19 321	6 887	PHILIPPINES	20 102	4 581	1 604
JAPAN	45 520	32 579	11 439	CHINA	167 614	34 177	11 929
NEW ZEALAND	62	674	230	NORTH KOREA	35 892	6 809	2 498
EXPORTS	11 771 032	3 000 938	1 057 496	SOUTH KOREA	168 427	47 967	16 807
FRANCE	1 251 218	309 093	109 220	JAPAN	182 043	64 288	22 491
BELGIUM LUX	578 679	111 225	39 158	TAIWAN	198 377	46 096	16 453
NETHERLANDS	1 665 304	342 231	120 820	HONG KONG	124 785	22 068	7 782
ITALY	1 031 620	243 932	86 022	AUSTRALIA	71 397	41 871	14 417
UNITED KINGDOM	1 029 538	246 156	87 079	NEW ZEALAND	48 418	9 332	3 273
IRELAND	39 617	24 956	8 835				
DENMARK	183 806	42 194	14 867	514 NITROGEN-FUNCTN COMPOUNDS			
GREECE	121 854	28 342	9 953	IMPORTS	4 424 021	2 432 478	857 881
ICELAND	819	629	201	FRANCE	1 619 172	552 385	194 745
NORWAY	240 171	32 000	11 291	BELGIUM LUX	590 667	202 456	71 513
				NETHERLANDS	820 435	187 571	66 402
				ITALY	154 922	109 395	38 659

6 IMPORTS AND EXPORTS (SPECIAL TRADE) BY GROUPS OF THE SITC-REV. 11 AND BY COUNTRIES OF PRODUCTION AND CONSUMPTION 1984

GROUP COUNTRY	DT * 100 KG	1 000 DM	1 000 \$	GROUP COUNTRY	DT * 100 KG	1 000 DM	1 000 \$
UNITED KINGDOM	236 942	805 231	283 310	BARBADOS	574	714	251
IRELAND	170	2 606	888	TRINIDAD TOB	540	216	77
DENMARK	9 070	5 097	1 811	COLOMBIA	18 441	14 236	5 128
NORWAY	11 160	4 175	1 472	VENEZUELA	18 973	18 257	6 454
SWEDEN	26 782	15 038	5 349	ECUADOR	820	2 381	845
FINLAND	1 047	2 022	723	PERU	3 951	3 212	1 128
SWITZERLAND	38 630	145 547	51 609	BRAZIL	86 567	99 361	34 675
AUSTRIA	483 371	73 702	25 652	CHILE	3 091	4 596	1 620
PORTUGAL	2 404	294	105	BOLIVIA	506	758	258
SPAIN	26 219	19 264	6 816	PARAGUAY	55	190	65
YUGOSLAVIA	6 340	1 227	425	URUGUAY	882	1 557	543
SOVIETUNION	1 282	1 166	397	ARGENTINA	31 978	41 016	14 287
POLAND	24 682	5 885	2 089	CYPRUS	1 113	836	305
CZECHOSLOVA	7 816	3 708	1 301	LEBANON	1 514	570	195
HUNGARY	11 945	11 031	3 846	SYRIA	6 712	2 037	707
BULGARIA	3 868	619	210	IRAQ	7 891	4 033	1 487
REP S AFRICA	106	87	32	IRAN	46 701	19 843	7 152
USA	194 451	139 890	49 535	ISRAEL	96 841	51 789	18 322
CANADA	9 464	2 152	754	JORDAN	5 288	2 279	790
MEXICO	250	221	77	SAUDI ARABIA	11 439	4 974	1 777
BRAZIL	32 298	11 514	4 102	KUWAIT	10 647	4 630	1 584
CHILE	1 080	479	167	BAHRAIN	899	387	136
ARGENTINA	15 247	3 500	1 233	QATAR	2 511	795	281
ISRAEL	6 185	6 965	2 517	ARAB EMIRAT	5 089	1 757	656
INDIA	4 483	5 652	2 019	OMAN	1 431	561	189
THAILAND	3 381	1 139	412	NORTH YEMEN	4 100	1 700	635
INDONESIA	4 079	1 661	589	PAKISTAN	14 753	10 312	3 676
PHILIPPINES	521	181	63	INDIA	60 519	60 163	21 324
CHINA	13 542	11 034	3 902	BANGLADESH	1 460	1 380	488
SOUTH KOREA	12 001	11 967	4 253	SRI LANKA	1 708	1 389	490
JAPAN	45 676	84 723	29 902	NEPAL	338	154	53
TAIWAN	4 258	2 851	987	BURMA	1 038	830	281
EXPORTS	5 999 661	4 439 183	1 564 080	THAILAND	9 137	9 844	3 442
FRANCE	669 447	314 905	111 167	VIETNAM	350	314	118
BELGIUM LUX	664 946	206 299	72 832	INDONESIA	17 196	18 426	6 506
NETHERLANDS	882 357	1 048 809	368 365	MALAYSIA	6 376	4 248	1 488
ITALY	612 765	310 563	109 460	SINGAPORE	9 746	3 725	1 326
UNITED KINGDOM	317 327	307 686	107 535	PHILIPPINES	4 440	3 952	1 391
IRELAND	23 623	12 062	4 289	CHINA	100 499	52 027	18 788
DENMARK	76 243	27 429	9 716	NORTH KOREA	631	334	114
GREECE	22 638	17 234	6 092	SOUTH KOREA	18 273	25 924	9 140
NORWAY	14 740	6 918	2 437	JAPAN	193 097	168 039	58 958
SWEDEN	80 523	41 406	14 574	TAIWAN	69 149	34 978	12 381
FINLAND	31 800	13 151	4 639	HONG KONG	6 040	9 235	3 256
SWITZERLAND	405 232	323 712	113 885	AUSTRALIA	27 643	19 249	6 760
AUSTRIA	74 343	52 886	18 598	NEW ZEALAND	7 870	4 224	1 506
PORTUGAL	27 259	19 924	7 025	515 ORG-INORG COMPOUNDS ETC			
SPAIN	144 632	81 152	28 697	IMPORTS	1 642 032	1 535 525	541 357
MALTA	597	527	194	FRANCE	271 620	185 193	65 435
YUGOSLAVIA	49 616	36 642	12 873	BELGIUM LUX	629 950	279 406	98 797
TURKEY	60 261	29 948	10 517	NETHERLANDS	219 778	81 563	28 740
SOVIETUNION	205 869	145 024	51 900	ITALY	39 981	54 871	19 558
POLAND	34 717	22 578	7 921	UNITED KINGDOM	77 393	75 129	26 434
CZECHOSLOVA	42 945	31 085	11 063	IRELAND	5 645	68 689	23 801
HUNGARY	58 229	46 026	15 909	DENMARK	7 107	8 297	2 900
ROMANIA	15 685	14 106	4 899	SWEDEN	4 529	7 008	2 395
BULGARIA	12 087	7 880	2 769	FINLAND	4 064	4 205	1 455
ALBANIA	350	241	80	SWITZERLAND	37 427	228 044	80 259
MOROCCO	12 563	5 239	1 911	AUSTRIA	27 200	8 208	2 898
ALGERIA	15 317	6 795	2 476	SPAIN	7 656	35 020	12 566
TUNISIA	3 469	1 378	504	YUGOSLAVIA	31 668	8 568	3 021
LIBYA	8 539	2 158	771	TURKEY	944	289	103
EGYPT	23 973	16 512	5 959	SOVIETUNION	1 614	1 955	686
SUDAN	218	184	63	POLAND	25 259	6 588	2 404
MALI	404	372	131	CZECHOSLOVA	1 415	1 743	627
NIGER	43	131	44	HUNGARY	12 023	13 846	4 908
SENEGAL	619	593	205	ROMANIA	20 452	5 669	1 983
IVORY COAST	1 789	1 990	717	BULGARIA	9 501	5 547	2 006
GHANA	1 482	2 969	1 095	EGYPT	80	321	109
TOGO	138	256	87	REP S AFRICA	4 475	1 276	440
BENIN	95	162	60	USA	70 108	170 491	60 331
NIGERIA	33 859	20 739	7 284	CANADA	354	555	202
CAMEROON	1 856	3 449	1 229	MEXICO	157	590	206
CENT AFR REP	46	118	41	DOMINIC REP	651	170	62
GABON	88	307	107	BRAZIL	1 237	1 910	642
CONGO	76	143	51	ISRAEL	6 026	5 889	2 062
ZAIRE	3 061	3 363	1 182	KUWAIT	7 057	1 529	553
BURUNDI	414	425	148	INDIA	933	3 296	1 166
ANGOLA	2 287	1 453	517	SINGAPORE	157	70 986	24 811
ETHIOPIA	1 562	1 422	490	PHILIPPINES	810	1 497	488
KENYA	925	648	232	CHINA	20 208	42 686	14 976
UGANDA	1 173	595	216	NORTH KOREA	23	192	73
TANZANIA	1 545	1 105	374	SOUTH KOREA	11 100	14 704	5 233
MADAGASCAR	161	333	112	JAPAN	81 177	135 533	47 684
REUNION	379	184	67	TAIWAN	2 074	3 823	1 259
ZAMBIA	207	403	138	EXPORTS	2 309 544	2 728 189	963 113
ZIMBABWE	1 382	597	215	FRANCE	183 774	222 834	78 827
MALAWI	270	146	50	BELGIUM LUX	121 859	92 533	32 740
REP S AFRICA	47 802	26 643	9 374	NETHERLANDS	219 572	168 711	59 813
USA	330 715	431 757	152 489	ITALY	304 832	315 597	111 366
CANADA	17 003	13 500	4 846	UNITED KINGDOM	146 763	161 562	57 161
MEXICO	26 813	46 583	16 508	IRELAND	5 683	8 986	3 186
GUATEMALA	3 534	5 608	1 916	DENMARK	12 565	19 141	6 845
HONDURAS	42	104	37	GREECE	18 560	20 414	7 129
EL SALVADOR	1 296	2 089	739	ICELAND	239	377	132
NICARAGUA	1 290	5 236	1 861	NORWAY	7 342	11 559	4 071
COSTA RICA	1 091	640	220	SWEDEN	17 920	16 200	5 709
PANAMA	372	1 189	419	FINLAND	6 103	9 422	3 357
CUBA	1 039	905	321	SWITZERLAND	211 683	175 711	61 586
BAHAMAS	196	155	56				
DOMINIC REP	427	235	83				
JAMAICA	370	237	86				

6 IMPORTS AND EXPORTS (SPECIAL TRADE) BY GROUPS OF THE SITC-REV. II AND BY COUNTRIES OF PRODUCTION AND CONSUMPTION 1984

GROUP COUNTRY	DT * 100 KG	1 000 DM	1 000 \$	GROUP COUNTRY	DT * 100 KG	1 000 DM	1 000 \$
AUSTRIA	45 082	36 113	13 457	SWEDEN	32 085	4 626	1 621
PORTUGAL	6 707	21 523	7 654	FINLAND	86 411	12 597	4 464
SPAIN	64 598	89 366	31 877	SWITZERLAND	55 260	63 475	22 493
ANDORRA	14	329	121	AUSTRIA	56 705	3 680	1 300
MALTA	117	223	81	PORTUGAL	305	637	224
YUGOSLAVIA	58 632	60 443	21 592	SPAIN	46 270	14 051	4 942
TURKEY	15 595	27 375	9 736	YUGOSLAVIA	801	288	102
SOVIETUNION	39 079	34 657	12 597	POLAND	26 399	3 903	1 396
POLAND	36 852	37 976	13 236	CZECHOSLOVA	141 325	19 854	6 967
CZECHOSLOVA	25 295	21 027	7 465	HUNGARY	1 352	279	99
HUNGARY	21 273	20 873	7 392	ROMANIA	10 869	1 260	464
ROMANIA	22 301	26 653	9 970	ZAIRE	209	1 753	622
BULGARIA	8 015	8 207	2 952	REP S AFRICA	8	574	196
MOROCCO	407	2 035	733	USA	112 003	90 657	32 191
ALGERIA	2 475	2 287	797	CANADA	8 732	4 874	1 701
TUNISIA	633	717	259	MEXICO	3 330	833	305
LIBYA	803	1 126	374	NETH ANTILL		8 617	3 011
EGYPT	7 146	21 159	7 571	BRAZIL	2 882	1 384	487
SENEGAL	210	724	246	ARGENTINA	4	121	41
IVORY COAST	351	195	66	ISRAEL	3 837	5 919	2 144
GHANA	468	529	180	INDIA	2 250	3 369	1 208
NIGERIA	1 058	1 826	614	CHINA	10 417	7 110	2 458
CAMEROON	213	203	75	SOUTH KOREA	39	216	78
GABON	54	123	41	JAPAN	21 809	37 487	13 259
ZAIRE	51	126	41	TAIWAN	1 226	4 345	1 544
BURUNDI	900	1 660	575				
ANGOLA	527	1 175	401	EXPORTS	7 428 566	1 978 889	699 267
ETHIOPIA	404	1 168	411	FRANCE	465 887	160 021	56 585
KENYA	967	1 308	460	BELGIUM LUX	1 429 057	272 326	96 287
TANZANIA	351	213	73	NETHERLANDS	2 066 657	325 252	114 644
MOZAMBIQUE	244	469	152	ITALY	519 362	146 947	51 812
MADAGASCAR	332	140	48	UNTD KINGDOM	610 561	145 127	51 201
ZAMBIA	20 915	4 768	1 729	IRELAND	9 590	4 097	1 445
ZIMBABWE	522	1 238	432	DENMARK	81 063	26 785	9 463
REP S AFRICA	26 826	29 148	10 301	GREECE	9 173	4 214	1 477
USA	249 998	280 643	99 091	ICELAND	294	129	48
CANADA	14 240	21 144	7 525	NORWAY	12 200	4 533	1 598
MEXICO	35 799	60 903	21 456	SWEDEN	154 023	29 157	10 250
GUATEMALA	5 382	14 386	5 076	FINLAND	21 314	8 762	3 078
HONDURAS	272	218	73	SWITZERLAND	467 333	148 466	52 412
EL SALVADOR	1 040	2 863	1 024	AUSTRIA	216 156	37 097	13 040
NICARAGUA	250	727	247	PORTUGAL	13 006	5 185	1 823
COSTA RICA	2 103	7 585	2 725	SPAIN	129 319	42 292	15 033
PANAMA	542	762	270	YUGOSLAVIA	68 839	30 815	11 114
CUBA	708	1 177	416	TURKEY	11 046	10 306	3 732
BAHAMAS	1 387	15 689	5 313	SOVIETUNION	30 921	35 689	13 209
DOMINIC REP	597	567	209	POLAND	43 929	11 612	4 096
JAMAICA	188	155	50	CZECHOSLOVA	11 584	6 461	2 263
COLOMBIA	7 403	20 069	7 144	HUNGARY	64 963	22 668	7 952
VENEZUELA	8 573	29 291	10 171	ROMANIA	8 016	4 241	1 557
SURINAME	450	117	40	BULGARIA	5 916	4 333	1 547
ECUADOR	541	6 760	2 400	ALBANIA	257	143	54
PERU	1 705	9 446	3 274	MOROCCO	454	610	215
BRAZIL	55 020	75 473	26 354	ALGERIA	1 646	1 344	479
CHILE	1 464	4 021	1 413	TUNISIA	1 447	558	199
BOLIVIA	561	998	344	LIBYA	5 308	2 056	691
PARAGUAY	118	271	89	EGYPT	8 561	3 232	1 145
URUGUAY	377	2 933	1 044	SUDAN	2 196	2 580	919
ARGENTINA	19 380	50 721	17 640	MALI	66	96	33
CYPRUS	130	151	52	SENEGAL	467	665	241
LEBANON	192	142	46	IVORY COAST	1 940	1 054	379
SYRIA	293	216	71	NIGERIA	4 978	1 540	533
IRAQ	584	511	184	CAMEROON	459	302	111
IRAN	4 219	6 861	2 359	CENT AFR REP	148	211	69
ISRAEL	4 749	9 893	3 536	ZAIRE	166	155	53
JORDAN	1 595	875	307	RWANDA	183	242	84
SAUDI ARABIA	2 200	1 398	478	BURUNDI	118	204	75
KUWAIT	327	188	66	ANGOLA	545	317	110
QATAR	366	167	56	ETHIOPIA	705	257	95
ARAB EMIRAT	153	201	72	SOMALIA	134	102	34
OMAN	2 408	456	162	KENYA	351	433	154
AFGHANISTAN	153	1 360	483	UGANDA	122	157	58
PAKISTAN	2 779	15 769	5 577	TANZANIA	2 470	3 552	1 229
INDIA	25 268	38 466	13 522	MOZAMBIQUE	775	794	263
BANGLADESH	917	2 574	920	ZAMBIA	119	119	45
SRI LANKA	551	675	237	ZIMBABWE	1 602	1 949	673
BURMA	127	202	72	REP S AFRICA	57 193	17 370	6 094
THAILAND	3 072	7 592	2 694	USA	354 462	155 919	56 074
VIETNAM	1	108	38	CANADA	22 151	6 013	2 097
INDONESIA	15 874	30 620	10 687	MEXICO	17 181	10 353	3 654
MALAYSIA	5 497	6 627	2 336	GUATEMALA	1 373	2 178	780
SINGAPORE	9 156	6 255	2 184	HONDURAS	143	218	70
PHILIPPINES	5 055	11 065	3 915	EL SALVADOR	966	1 802	642
CHINA	8 462	7 141	2 484	COSTA RICA	1 645	371	130
NORTH KOREA	35	88	31	PANAMA	4 348	2 176	787
SOUTH KOREA	18 042	32 986	11 828	CUBA	4 238	1 014	356
JAPAN	92 190	189 233	66 087	BAHAMAS	191	1 226	443
TAIWAN	6 698	12 594	4 429	DOMINIC REF	2 614	598	204
HONG KONG	5 861	5 031	1 758	GUADELOUPE	96	102	38
AUSTRALIA	12 881	44 300	15 529	NETH ANTILL		800	271
NEW ZEALAND	2 995	4 966	1 753	COLOMBIA	6 783	6 908	2 428
				VENEZUELA	11 242	4 038	1 405
516 OTHER ORGANIC CHEMICALS				ECUADOR	1 996	1 358	475
IMPORTS	3 885 675	938 340	332 011	PERU	3 584	2 864	998
FRANCE	594 432	144 234	51 084	BRAZIL	44 836	41 734	14 720
BELGIUM LUX	826 738	121 859	43 322	CHILE	1 779	1 616	576
NETHERLANDS	1 409 802	242 266	85 425	BOLIVIA	140	126	41
ITALY	226 243	46 347	16 363	URUGUAY	888	661	230
UNTD KINGDOM	164 985	49 692	17 667	ARGENTINA	11 585	11 011	3 850
IRELAND	661	4 522	1 583	CYPRUS	365	233	84
DENMARK	33 601	29 672	10 578	LEBANON	203	289	100
NORWAY	4 366	7 406	2 588	SYRIA	569	378	129
				IRAQ	2 319	1 144	400

6 IMPORTS AND EXPORTS (SPECIAL TRADE) BY GROUPS OF THE SITC-REV. 11 AND BY COUNTRIES OF PRODUCTION AND CONSUMPTION 1984

GROUP COUNTRY	DT * 100 KG	1 000 DM	1 000 \$	GROUP COUNTRY	DT * 100 KG	1 000 DM	1 000 \$
IRAN	19 057	16 539	6 104	LIBYA	26 171	5 507	1 938
ISRAEL	31 165	10 520	3 702	EGYPT	69 652	10 353	3 698
JORDAN	315	325	113	SUDAN	57 993	5 140	1 764
SAUDI ARABIA	12 615	4 773	1 676	SENEGAL	5 280	964	337
KUWAIT	1 002	452	157	GUINEA	150 429	2 000	701
QATAR	8 110	1 347	483	SIERRA LEONE	2 367	184	65
ARAB EMIRAT	1 067	700	241	LIBERIA	5 520	795	280
OMAN	499	166	57	IVORY COAST	2 644	514	180
NORTH YEMEN	41	99	33	GHANA	25 809	968	334
AFGHANISTAN	41	101	38	TOGO	920	108	38
PAKISTAN	5 953	1 694	602	BENIN	3 018	198	67
INDIA	29 683	25 456	9 114	NIGERIA	121 995	13 132	4 648
BANGLADESH	464	421	149	CAMEROON	5 582	478	164
SRI LANKA	380	232	83	GABON	1 280	299	112
BURMA	198	153	56	ZAIRE	13 279	1 518	550
THAILAND	1 899	1 483	519	RWANDA	5 363	370	125
INDONESIA	8 008	7 409	2 613	BURUNDI	5 705	568	203
MALAYSIA	3 852	1 248	446	ANGOLA	4 528	1 191	425
SINGAPORE	19 749	4 851	1 734	ETHIOPIA	19 352	2 034	727
PHILIPPINES	4 643	4 596	1 625	SOMALIA	1 565	140	49
CHINA	37 521	9 383	3 338	KENYA	72 215	7 087	2 507
NORTH KOREA	2 164	404	138	UGANDA	1 666	195	66
SOUTH KOREA	21 052	14 491	5 079	TANZANIA	25 635	2 561	879
JAPAN	126 831	53 771	18 784	MOZAMBIQUE	1 127	184	60
TAIWAN	10 699	8 242	2 870	MADAGASCAR	5 209	442	145
HONG KONG	3 813	2 049	719	REUNION	900	113	38
AUSTRALIA	14 784	20 149	7 004	MAURITIUS	3 547	376	133
NEW ZEALAND	3 867	2 330	821	ZAMBIA	8 471	862	304
				ZIMBABWE	36 159	1 245	446
				MALAWI	1 212	162	60
522 INORG ELEMNTS,OXIDES,ETC				REP S AFRICA	175 459	30 991	10 934
IMPORTS	16 672 228	1 477 282	520 591	USA	1 557 496	272 509	95 866
FRANCE	3 977 113	248 529	87 751	CANADA	389 161	23 743	8 350
BELGIUM LUX	3 045 856	178 084	62 823	MEXICO	32 318	12 893	4 542
NETHERLANDS	3 886 924	285 667	100 695	GUATEMALA	9 349	2 258	784
ITALY	348 402	53 106	18 803	HONDURAS	4 654	693	249
UNIT KINGDOM	313 679	66 538	23 343	EL SALVADOR	6 760	853	303
IRELAND	626	175	62	NICARAGUA	389	181	58
DENMARK	33 765	4 961	1 762	COSTA RICA	7 361	1 366	476
GREECE	421	174	61	PANAMA	1 639	501	167
NORWAY	299 544	90 444	31 947	CUBA	11 801	3 439	1 240
SWEDEN	206 634	26 416	9 378	HAITI	657	160	57
FINLAND	101 999	29 514	10 353	BAHAMAS	3 204	385	138
SWITZERLAND	438 849	29 283	10 342	DOMINIC REP	2 623	545	190
AUSTRIA	963 768	48 054	16 868	JAMAICA	201 536	2 655	975
PORTUGAL	36 155	10 597	3 815	TRINIDAD TOB	2 636	335	114
SPAIN	48 418	13 653	4 824	COLOMBIA	57 579	9 693	3 438
YUGOSLAVIA	86 406	19 982	6 996	VENEZUELA	48 183	13 428	4 714
TURKEY	66 180	9 798	3 466	ECUADOR	11 444	2 900	1 018
SOVIETUNION	78 815	9 791	3 422	PERU	29 012	4 350	1 524
POLAND	157 763	13 488	4 779	BRAZIL	44 257	23 521	8 167
CZECHOSLOVA	97 078	6 594	2 296	CHILE	18 551	3 575	1 270
HUNGARY	21 464	3 170	1 120	BOLIVIA	1 270	396	140
ROMANIA	401	232	79	PARAGUAY	4 198	778	271
BULGARIA	6 442	1 946	671	URUGUAY	11 942	1 221	420
MOROCCO	962 484	53 393	18 654	ARGENTINA	69 700	11 564	4 041
ALGERIA	712	1 782	622	CYPRUS	6 601	841	289
REP S AFRICA	674 929	54 320	18 974	LEBANON	4 083	767	264
USA	338 494	104 012	36 599	SYRIA	42 874	3 764	1 279
CANADA	52 282	20 299	7 189	IRAQ	80 784	10 268	3 638
MEXICO	6 303	1 043	367	IRAN	68 963	17 740	6 289
PERU	354	123	44	ISRAEL	86 631	13 415	4 766
BRAZIL	99 334	11 804	4 115	JORDAN	94 063	3 745	1 280
CHILE	4 825	14 751	5 173	SAUDI ARABIA	22 993	4 746	1 677
ISRAEL	231 311	23 002	8 184	KUWAIT	5 330	1 362	468
PHILIPPINES	181	1 166	390	BAHRAIN	3 211	250	89
CHINA	33 398	15 272	5 453	QATAR	1 865	177	63
SOUTH KOREA	287	577	191	ARAB EMIRAT	10 851	1 940	682
JAPAN	30 437	24 286	8 508	OMAN	1 733	443	153
TAIWAN	1 659	249	88	NORTH YEMEN	4 431	687	246
AUSTRALIA	15 993	644	325	SOUTH YEMEN	4 311	673	237
EXPORTS	37 539 437	2 913 985	1 027 662	AFGHANISTAN	565	98	34
FRANCE	4 431 973	283 879	100 429	PAKISTAN	33 025	5 809	2 050
BELGIUM LUX	4 194 174	202 137	71 461	INDIA	69 799	17 496	6 111
NETHERLANDS	8 029 216	280 571	98 938	BANGLADESH	43 509	5 028	1 780
ITALY	1 171 321	171 327	60 411	SRI LANKA	56 194	5 829	2 040
UNIT KINGDOM	2 678 368	200 532	70 848	NEPAL	6 509	685	239
IRELAND	164 394	9 758	3 450	BURMA	35 361	2 990	980
DENMARK	2 703 313	179 511	63 804	THAILAND	60 885	11 972	4 204
GREECE	46 492	11 715	4 109	VIETNAM	20 681	1 677	545
ICELAND	2 791	449	156	INDONESIA	251 060	20 378	7 145
NORWAY	264 084	24 836	8 761	MALAYSIA	43 966	7 570	2 703
SWEDEN	1 330 067	89 850	31 657	SINGAPORE	122 353	10 431	3 658
FINLAND	1 244 480	41 381	14 329	PHILIPPINES	37 626	5 312	1 857
SWITZERLAND	463 462	74 805	26 366	CHINA	298 442	27 680	9 924
AUSTRIA	1 634 655	123 048	43 414	NORTH KOREA	4 981	1 101	389
PORTUGAL	63 840	13 309	4 708	SOUTH KOREA	54 468	12 511	4 405
SPAIN	508 614	56 763	20 682	JAPAN	122 558	127 692	44 727
MALTA	2 989	581	204	TAIWAN	94 173	36 618	12 835
YUGOSLAVIA	446 429	37 449	13 224	HONG KONG	76 875	13 294	4 720
TURKEY	184 879	26 535	9 334	AUSTRALIA	1 350 954	39 123	13 679
SOVIETUNION	413 250	51 424	18 419	PAPUA NEW G	7 927	662	234
POLAND	265 703	27 350	9 644	NEW ZEALAND	38 645	7 422	2 611
CZECHOSLOVA	135 409	25 548	9 006	FIJI	610	142	55
HUNGARY	313 817	30 002	10 467	523 OTHR INORGANIC CHEMICALS			
ROMANIA	31 707	8 410	2 987	IMPORTS	8 728 937	929 440	327 584
BULGARIA	31 769	15 426	5 393	FRANCE	928 885	109 241	38 740
ALBANIA	2 694	507	176	BELGIUM LUX	1 772 335	148 945	52 477
MOROCCO	58 347	5 500	1 993	NETHERLANDS	2 134 198	182 209	64 241
ALGERIA	46 022	9 666	3 445	ITALY	263 506	37 509	13 269
TUNISIA	11 791	2 079	737	UNIT KINGDOM	143 070	55 232	19 399

6 IMPORTS AND EXPORTS (SPECIAL TRADE) BY GROUPS OF THE SITC-REV. II AND BY COUNTRIES OF PRODUCTION AND CONSUMPTION 1984

GROUP COUNTRY	DT * 100 KG	1 000 DM	1 000 \$	GROUP COUNTRY	DT * 100 KG	1 000 DM	1 000 \$
IRELAND	1 738	11 243	4 016	COLOMBIA	36 757	7 157	2 551
DENMARK	7 562	1 024	357	VENEZUELA	66 072	11 222	3 920
NORWAY	238 658	34 989	12 264	SURINAME	855	116	40
SWEDEN	323 416	40 068	14 131	ECUADOR	23 664	3 095	1 090
FINLAND	6 923	968	347	PERU	46 686	7 480	2 600
SWITZERLAND	449 991	29 439	10 370	BRAZIL	155 767	23 360	8 106
AUSTRIA	519 962	35 176	12 357	CHILE	20 128	4 826	1 693
SPAIN	229 528	10 745	3 777	BOLIVIA	20 412	1 295	475
YUGOSLAVIA	50 885	5 634	1 960	PARAGUAY	1 329	263	96
TURKEY	64 849	5 160	1 839	URUGUAY	33 520	2 991	1 034
SOVIET UNION	199 513	19 144	6 777	ARGENTINA	126 664	20 679	7 243
POLAND	182 995	6 662	2 350	CYPRUS	12 846	2 244	759
CZECHOSLOVAKIA	189 024	11 321	3 990	LEBANON	4 058	489	165
HUNGARY	172 953	6 489	2 276	SYRIA	20 040	1 727	599
ROMANIA	175 651	10 716	3 928	IRAQ	30 622	6 038	2 102
BULGARIA	7 299	1 116	407	IRAN	311 505	40 649	14 315
REP S AFRICA	731	650	222	ISRAEL	91 103	12 088	4 266
USA	461 146	112 081	39 162	JORDAN	20 179	2 784	1 042
CANADA	634	655	229	SAUDI ARABIA	192 634	13 686	4 825
BRAZIL	1	5 835	2 067	KUWAIT	10 696	1 273	444
CHILE	3 482	730	248	BAHRAIN	12 506	982	356
ISRAEL	44 728	5 761	2 037	QATAR	10 638	800	304
INDIA	26 049	2 614	912	ARAB EMIRAT	59 782	4 674	1 631
SINGAPORE	20	151	53	OMAN	2 945	223	79
CHINA	111 696	25 782	9 074	NORTH YEMEN	2 386	280	99
SOUTH KOREA	708	1 907	672	SOUTH YEMEN	588	87	33
JAPAN	14 549	7 726	2 741	AFGHANISTAN	766	109	39
AUSTRALIA	1 344	2 154	764	PAKISTAN	33 812	6 351	2 189
AUST OCEANIA	150	206	78	INDIA	37 577	9 976	3 462
EXPORTS	20 822 184	2 316 582	815 679	BANGLADESH	7 176	1 621	565
FRANCE	1 672 969	186 343	65 788	SRI LANKA	15 044	1 067	372
BELGIUM LUX	2 488 339	151 875	53 693	BURMA	4 481	488	174
NETHERLANDS	2 065 976	211 246	74 124	THAILAND	98 751	9 614	3 388
ITALY	1 022 096	147 641	52 034	INDONESIA	54 551	8 458	2 948
UNITED KINGDOM	935 517	159 597	55 842	MALAYSIA	49 122	5 978	2 118
IRELAND	57 144	7 326	2 571	SINGAPORE	59 362	11 180	3 914
DENMARK	817 846	62 081	21 789	PHILIPPINES	49 901	6 264	2 196
GREECE	198 023	17 685	6 215	CHINA	339 446	22 311	7 939
ICELAND	5 284	691	243	NORTH KOREA	817	269	96
NORWAY	2 293 482	32 039	11 302	SOUTH KOREA	193 224	26 423	9 251
SWEDEN	613 665	54 142	19 135	JAPAN	495 310	97 689	34 310
FINLAND	272 436	23 591	8 320	TAIWAN	183 928	20 368	7 163
SWITZERLAND	1 045 556	115 307	40 656	HONG KONG	38 583	41 046	14 414
AUSTRIA	418 553	72 117	25 367	AUSTRALIA	96 074	14 508	5 138
PORTUGAL	69 560	13 024	4 596	PAPUA NEW G	34 056	10 938	3 863
SPAIN	276 629	38 928	13 697	NEW ZEALAND	39 624	3 574	1 273
MALTA	8 188	760	272	FR POLYNESIA	1 000	93	32
YUGOSLAVIA	134 929	30 636	10 761	524 RADIOACTIVE ETC MATERIAL			
TURKEY	279 209	43 025	15 249	IMPORTS	41 782	2 732 269	962 028
SOVIET UNION	101 890	15 578	5 532	FRANCE	10 513	734 726	260 968
POLAND	40 225	8 391	2 952	BELGIUM LUX	193	4 858	1 718
CZECHOSLOVAKIA	202 801	26 133	9 258	NETHERLANDS	883	157 158	53 983
HUNGARY	316 498	32 141	11 260	ITALY	20	2 790	993
ROMANIA	32 191	9 019	3 196	UNITED KINGDOM	2 703	221 855	75 368
BULGARIA	18 804	4 929	1 756	NORWAY	25	1 133	403
ALBANIA	2 483	600	218	SWEDEN		11 043	3 891
MOROCCO	23 103	2 092	735	SWITZERLAND	6	7 113	2 513
ALGERIA	44 277	4 288	1 533	AUSTRIA	2 409	3 329	1 157
TUNISIA	15 601	2 008	724	SOVIET UNION	1 351	205 432	72 841
LIBYA	17 965	3 260	1 147	GABON	205	37 668	14 033
EGYPT	190 584	24 054	8 551	REP S AFRICA	5 744	148 383	52 241
SUDAN	13 176	1 033	363	USA	4 839	774 930	270 671
MALI	2 484	315	110	CANADA	1 077	133 484	48 119
NIGER	22 013	687	243	ISRAEL		252	88
SENEGAL	5 873	663	233	INDIA	516	314	107
SIERRA LEONE	1 306	215	73	JAPAN	64	6 233	2 207
LIBERIA	4 667	424	146	AUSTRALIA	11 215	281 342	100 654
IVORY COAST	4 693	786	267	EXPORTS	25 473	734 799	257 923
GHANA	23 380	2 542	908	FRANCE	14 804	353 704	122 633
NIGERIA	335 158	21 784	7 732	BELGIUM LUX	245	9 721	3 417
CAMEROON	20 672	1 303	481	NETHERLANDS	1 319	33 850	12 123
GABON	8 050	351	118	ITALY	48	20 132	7 096
CONGO	6 970	218	81	UNITED KINGDOM	563	29 311	10 209
ZAIRE	28 538	1 299	450	DENMARK	16	1 618	569
RWANDA	2 079	173	63	GREECE	1	718	256
BURUNDI	1 173	145	49	NORWAY	12	616	217
ANGOLA	25 279	2 359	842	SWEDEN	82	8 859	3 233
ETHIOPIA	16 079	1 107	397	FINLAND	35	1 137	397
SOMALIA	4 319	802	287	SWITZERLAND	43	5 706	2 012
KENYA	28 529	2 008	707	AUSTRIA	136	7 666	2 704
UGANDA	1 671	226	79	PORTUGAL	8	260	92
TANZANIA	12 737	787	282	SPAIN	2	2 615	923
MADAGASCAR	1 292	118	41	YUGOSLAVIA	41	1 846	649
MAURITIUS	1 345	202	69	TURKEY	1	547	193
ZAMBIA	17 707	1 832	652	SOVIET UNION	1 132	18 327	6 895
ZIMBABWE	16 324	2 068	723	POLAND		403	142
REP S AFRICA	187 520	26 630	9 356	CZECHOSLOVAKIA	2	198	69
USA	875 916	232 585	82 026	HUNGARY	2	266	95
CANADA	124 022	17 621	6 219	BULGARIA	1	149	52
MEXICO	37 868	10 524	3 740	ALGERIA		114	36
GUATEMALA	20 826	2 141	742	LIBYA		190	69
HONDURAS	9 279	843	287	EGYPT		111	39
EL SALVADOR	9 376	1 201	422	ZIMBABWE		98	35
NICARAGUA	2 205	232	70	REP S AFRICA	19	996	355
COSTA RICA	10 222	1 151	400	USA	6 372	187 436	67 455
PANAMA	3 096	375	122	BRAZIL	55	384	137
CUBA	48 525	5 818	2 095	URUGUAY	3	108	38
HAITI	3 511	312	106	ARGENTINA		119	47
DOMINIC REP	36 835	2 339	801	LEBANON		122	42
JAMAICA	602	140	51				
BARBADOS	396	88	30				
TRINIDAD TOB	12 324	1 118	382				

6 IMPORTS AND EXPORTS (SPECIAL TRADE) BY GROUPS OF THE SITC-REV. 11 AND BY COUNTRIES OF PRODUCTION AND CONSUMPTION 1984

GROUP COUNTRY	DT * 100 KG	1 000 DM	1 000 \$	GROUP COUNTRY	DT * 100 KG	1 000 DM	1 000 \$
IRAN		177	63	ZAMBIA	476	1 701	612
ISRAEL	28	198	71	ZIMBABWE	1 636	5 045	1 772
SAUDI ARABIA	2	86	30	MALAWI	172	744	261
KUWAIT	2	608	217	REP S AFRICA	18 760	46 595	16 482
INDIA	21	143	52	USA	121 810	347 240	123 135
INDONESIA		144	50	CANADA	27 012	68 344	24 173
MALAYSIA		90	31	MEXICO	1 916	10 670	3 754
CHINA		378	128	GUATEMALA	1 050	4 799	1 700
JAPAN	402	44 097	14 520	HONDURAS	469	1 904	669
TAIWAN	1	184	63	EL SALVADOR	388	2 073	720
AUSTRALIA	8	198	71	NICARAGUA	129	501	169
531 SYNT DYE, NAT INDOG, LAKES				COSTA RICA	330	1 291	450
IMPORTS	263 280	513 413	181 372	PANAMA	875	1 821	639
FRANCE	40 492	69 938	24 681	CUBA	853	2 107	767
BELGIUM LUX	20 674	28 939	10 196	HAITI	44	110	37
NETHERLANDS	8 500	10 537	3 743	DOMINIC REP	335	909	320
ITALY	20 435	18 438	6 484	JAMAICA	91	279	98
UNITED KINGDOM	44 614	80 026	28 194	TRINIDAD TOB	140	407	145
DENMARK	6 563	10 054	3 533	COLOMBIA	5 262	20 492	7 181
GREECE	192	330	117	VENEZUELA	4 862	22 610	7 937
SWEDEN	191	217	76	ECUADOR	1 703	6 657	2 337
FINLAND	252	303	101	PERU	1 963	7 001	2 431
SWITZERLAND	67 855	198 226	70 385	BRAZIL	8 587	35 752	12 586
AUSTRIA	402	600	209	CHILE	3 227	9 275	3 274
SPAIN	10 765	7 190	2 556	BOLIVIA	429	1 839	1 000
YUGOSLAVIA	116	86	31	PARAGUAY	313	1 350	477
TURKEY	294	466	153	URUGUAY	1 997	6 945	2 440
POLAND	298	332	119	ARGENTINA	5 656	22 810	7 946
CZECHOSLOVAKIA	4 098	6 634	2 346	CYPRUS	281	824	292
EGYPT	80	162	59	LEBANON	481	757	262
REP S AFRICA	101	89	31	SYRIA	1 789	4 843	1 692
USA	7 332	25 303	8 871	IRAQ	3 883	10 076	3 533
BRAZIL	324	499	167	IRAN	16 961	37 293	13 407
ISRAEL	94	166	58	ISRAEL	4 319	12 548	4 424
INDIA	4 384	7 528	2 654	JORDAN	214	407	144
CHINA	806	606	217	SAUDI ARABIA	898	1 809	641
SOUTH KOREA	3 027	4 566	1 611	KUWAIT	353	596	211
JAPAN	20 952	41 735	14 629	ARAB EMIRAT	250	508	183
HONG KONG	41	146	48	NORTH YEMEN	368	1 327	467
EXPORTS	1 228 042	2 846 199	1 005 885	SOUTH YEMEN	202	578	194
FRANCE	117 154	197 522	69 895	AFGHANISTAN	588	1 203	425
BELGIUM LUX	37 260	77 664	27 446	INDIA	6 858	13 882	4 893
NETHERLANDS	46 219	76 426	26 958	BANGLADESH	3 460	10 707	3 780
ITALY	132 636	249 598	88 358	SRI LANKA	2 164	4 901	1 743
UNITED KINGDOM	68 508	133 935	47 423	BURMA	964	2 324	828
IRELAND	8 260	7 972	2 812	THAILAND	422	1 625	555
DENMARK	14 341	32 842	11 561	INDONESIA	11 546	28 114	9 906
GREECE	11 009	25 542	9 034	MALAYSIA	16 319	36 854	13 097
ICELAND	119	524	183	SINGAPORE	3 940	11 216	3 991
NORWAY	7 424	12 042	4 234	PHILIPPINES	3 107	7 336	2 589
SWEDEN	35 545	37 877	13 348	CHINA	3 528	8 730	3 078
FINLAND	36 032	37 912	13 382	SOUTH KOREA	8 083	25 390	8 859
SWITZERLAND	52 658	132 238	46 536	JAPAN	12 226	52 286	18 410
AUSTRIA	29 421	50 920	17 997	TAIWAN	62 462	187 625	66 158
PORTUGAL	19 979	45 812	16 415	HONG KONG	18 774	59 891	21 193
SPAIN	28 076	67 115	23 795	MACAO	25 958	73 691	26 104
VATICAN CITY	28	145	49	NEW ZEALAND	29	160	56
MALTA	31	91	31	532 DYES NES, TANNING PRODS			
YUGOSLAVIA	18 204	54 583	19 310	IMPORTS	83 603	32 243	11 362
TURKEY	23 486	55 211	19 442	FRANCE	25 173	8 101	2 873
SOVIET UNION	26 565	41 030	14 856	BELGIUM LUX	1 906	1 920	680
POLAND	5 454	16 487	5 798	NETHERLANDS	1 623	2 025	714
CZECHOSLOVAKIA	5 812	20 081	7 108	ITALY	12 976	3 756	1 323
HUNGARY	8 934	23 659	8 317	UNITED KINGDOM	5 524	1 640	568
ROMANIA	7 258	27 836	9 767	IRELAND	17	96	35
BULGARIA	5 807	18 251	6 387	DENMARK	213	110	40
ALBANIA	356	1 137	408	SWITZERLAND	686	1 605	578
MOROCCO	3 244	6 001	2 123	SPAIN	609	3 037	1 073
ALGERIA	2 814	5 686	1 958	CZECHOSLOVAKIA	1 000	152	54
TUNISIA	2 414	5 611	2 003	USA	447	625	217
LIBYA	1 212	1 965	676	MEXICO	1 000	987	348
EGYPT	7 792	24 249	8 538	ECUADOR	10	98	34
SUDAN	387	1 081	381	PERU	3	270	91
MAURITANIA	26	140	47	BRAZIL	17 279	3 131	1 103
MALI	747	2 963	1 027	PARAGUAY	2 213	647	221
UPPER VOLTA	78	393	135	ARGENTINA	11 662	3 282	1 149
NIGER	208	744	261	INDIA	897	354	120
CHAD	20	80	30	JAPAN	9	224	77
SENEGAL	1 522	3 781	1 313	EXPORTS	976 208	231 895	81 902
IVORY COAST	3 380	9 161	3 178	FRANCE	49 706	9 576	3 366
GHANA	109	341	116	BELGIUM LUX	9 715	2 067	728
TOGO	167	778	262	NETHERLANDS	30 172	7 142	2 519
BENIN	184	816	296	ITALY	199 485	46 484	16 382
NIGERIA	7 061	24 296	8 410	UNITED KINGDOM	3 167	3 397	1 193
CAMEROON	942	4 874	1 739	IRELAND	1 963	430	145
CENT AFR REP	35	154	53	DENMARK	2 833	868	308
GABON	63	373	129	GREECE	18 274	3 892	1 370
CONGO	527	2 545	913	ICELAND	466	115	41
ZAIRE	1 095	5 541	1 972	NORWAY	1 478	476	164
RWANDA	26	88	31	SWEDEN	5 189	1 535	542
BURUNDI	186	804	277	FINLAND	8 760	2 453	854
ANGOLA	464	1 937	691	SWITZERLAND	9 633	2 388	849
ETHIOPIA	1 208	3 407	1 175	AUSTRIA	13 256	2 878	1 016
SOMALIA	41	92	34	PORTUGAL	14 496	3 537	1 262
KENYA	1 796	5 645	2 018	SPAIN	11 741	4 086	1 449
UGANDA	86	368	126	YUGOSLAVIA	19 182	5 365	1 901
TANZANIA	458	1 847	642	TURKEY	15 183	2 892	1 030
MADAGASCAR	407	2 740	921				
MAURITIUS	590	2 269	806				

6 IMPORTS AND EXPORTS (SPECIAL TRADE) BY GROUPS OF THE SITC-REV. 11 AND BY COUNTRIES OF PRODUCTION AND CONSUMPTION 1984

GROUP COUNTRY	DT * 100 KG	1 000 DM	1 000 \$	GROUP COUNTRY	DT * 100 KG	1 000 DM	1 000 \$
SOVIETUNION	6 095	1 376	496	GREECE	77 244	40 083	14 012
POLAND	6 424	1 683	594	ICELAND	6 775	3 018	1 083
CZECHOSLOVA	2 115	639	230	NORWAY	50 113	31 762	11 170
HUNGARY	4 007	1 246	440	SWEDEN	183 920	114 133	40 208
ROMANIA	660	188	65	FINLAND	65 679	41 370	14 647
BULGARIA	15 605	2 962	1 034	SWITZERLAND	1 514 323	178 796	62 977
MOROCCO	7 633	1 571	552	AUSTRIA	430 898	181 004	63 980
ALGERIA	20 362	2 616	922	PORTUGAL	36 348	19 845	7 010
TUNISIA	7 306	1 425	513	SPAIN	101 175	60 251	21 327
LIBYA	1 833	487	165	MALTA	1 489	871	305
EGYPT	15 887	2 599	930	YUGOSLAVIA	118 783	71 366	25 164
SUDAN	980	152	52	TURKEY	72 515	34 009	12 016
SENEGAL	590	99	35	SOVIETUNION	115 906	67 411	23 957
NIGERIA	1 125	271	95	POLAND	48 952	28 119	9 761
ETHIOPIA	10 549	2 425	841	CZECHOSLOVA	38 629	33 058	11 622
SOMALIA	1 603	442	164	HUNGARY	44 776	31 777	11 118
KENYA	5 782	1 214	446	ROMANIA	22 682	12 280	4 287
TANZANIA	784	212	80	BULGARIA	35 610	21 543	7 568
MADAGASCAR	3 006	702	259	ALBANIA	1 067	412	148
ZAMBIA	900	219	80	CANARY IS	2 794	1 985	702
ZIMBABWE	957	345	119	MOROCCO	31 124	5 530	1 955
REP S AFRICA	8 009	2 177	766	ALGERIA	59 406	13 915	4 839
USA	20 886	5 544	1 966	TUNISIA	21 078	6 423	2 285
CANADA	8 344	2 218	792	LIBYA	17 415	9 020	3 146
MEXICO	193	494	174	EGYPT	83 517	19 874	7 040
GUATEMALA	3 177	716	248	SUDAN	2 235	926	327
HONDURAS	2 294	851	299	MALI	502	133	46
EL SALVADOR	1 274	264	95	NIGER	118	84	31
NICARAGUA	2 100	351	117	SENEGAL	749	330	114
COSTA RICA	2 450	729	253	GUINEA	307	217	74
PANAMA	5 265	1 150	402	LIBERIA	1 187	483	169
CUBA	1 020	253	92	IVORY COAST	2 207	1 262	439
DOMINIC REP	2 523	749	265	GHANA	1 773	797	281
COLOMBIA	2 508	1 046	360	BENIN	645	195	70
VENEZUELA	37 186	9 718	3 461	NIGERIA	10 532	5 305	1 808
ECUADOR	2 664	719	253	CAMEROON	1 881	560	192
PERU	1 768	836	292	CENT AFR REP	384	122	43
BRAZIL	221	166	68	CONGO	1 145	453	164
CHILE	4 479	1 810	639	ZAIRE	2 595	1 590	565
BOLIVIA	2 072	553	190	RWANDA	398	215	71
URUGUAY	5 452	2 418	873	BURUNDI	222	191	67
ARGENTINA	1 827	813	296	ANGOLA	1 641	1 212	429
CYPRUS	665	120	43	ETHIOPIA	3 968	1 868	655
LEBANON	2 536	466	159	SOMALIA	175	105	40
SYRIA	4 879	823	297	KENYA	4 787	2 032	716
IRAQ	7 313	2 225	792	UGANDA	274	165	61
IRAN	23 200	5 811	2 018	TANZANIA	1 159	631	228
ISRAEL	2 418	683	242	MADAGASCAR	115	107	36
JORDAN	974	167	59	REUNION	123	81	30
AFGHANISTAN	1 707	467	164	MAURITIUS	243	250	87
PAKISTAN	40 104	8 430	2 989	ZIMBABWE	602	353	128
INDIA	23 997	4 649	1 635	REP S AFRICA	73 132	33 470	11 867
BANGLADESH	9 382	1 682	580	USA	314 386	138 172	48 732
SRI LANKA	1 183	172	58	CANADA	41 557	19 092	6 761
BURMA	1 395	224	74	MEXICO	1 222	2 047	716
THAILAND	7 275	1 602	557	GUATEMALA	1 798	1 320	454
INDONESIA	9 616	1 942	693	HONDURAS	796	1 097	388
MALAYSIA	3 283	768	274	EL SALVADOR	684	678	241
PHILIPPINES	3 410	833	296	NICARAGUA	212	209	76
NORTH KOREA	482	190	72	COSTA RICA	1 599	1 665	575
SOUTH KOREA	31 746	7 769	2 767	PANAMA	2 533	2 016	711
JAPAN	55 763	16 528	5 834	CUBA	6 951	2 890	1 055
TAIWAN	54 982	12 191	4 300	HAITI	246	123	44
HONG KONG	6 918	1 746	620	DOMINIC REP	1 760	915	321
AUSTRALIA	12 643	3 057	1 070	MARTINIQUE	384	381	138
NEW ZEALAND	14 092	2 836	1 003	JAMAICA	765	363	130
				BARBADOS	120	106	37
				TRINIDAD TOB	216	383	128
				NETH ANTILL	86	108	41
533 PIGMENTS, PAINTS, ETC				COLOMBIA	9 245	5 455	1 950
IMPORTS	2 338 878	947 938	334 202	VENEZUELA	39 249	17 097	6 017
FRANCE	418 941	148 099	52 206	SURINAME	314	242	86
BELGIUM LUX	444 173	163 898	57 752	FRENCH GUIAN	197	189	68
NETHERLANDS	452 109	197 761	69 751	ECUADOR	9 312	4 297	1 524
ITALY	104 420	37 318	13 114	PERU	8 042	4 130	1 442
UNTD KINGDOM	175 990	110 362	38 879	BRAZIL	17 661	11 055	3 861
IRELAND	8 540	9 002	3 144	CHILE	13 060	7 176	2 510
DENMARK	61 992	31 447	11 140	BOLIVIA	1 870	1 254	427
GREECE	77	95	34	PARAGUAY	1 267	452	159
NORWAY	14 550	7 934	2 810	URUGUAY	4 723	2 141	747
SWEDEN	56 744	13 625	4 809	ARGENTINA	35 219	14 980	5 227
FINLAND	66 264	24 713	8 685	CYPRUS	2 821	1 496	511
SWITZERLAND	154 288	80 220	28 259	LEBANON	11 587	3 489	1 192
AUSTRIA	276 050	26 381	9 308	SYRIA	11 969	3 953	1 394
SPAIN	25 604	10 288	3 639	IRAQ	30 347	13 744	4 866
YUGOSLAVIA	4 118	1 353	475	IRAN	56 631	28 495	10 219
POLAND	1 440	410	143	ISRAEL	39 863	19 929	7 041
CZECHOSLOVA	4 915	558	198	JORDAN	12 007	3 117	1 113
HUNGARY	2 185	767	271	SAUDI ARABIA	431 499	47 724	17 039
USA	59 213	76 760	27 138	KUWAIT	21 068	9 840	3 470
CANADA	112	90	30	BAHRAIN	1 154	955	336
ISRAEL	429	250	85	QATAR	681	350	124
CHINA	1 082	275	93	ARAB EMIRAT	11 047	4 957	1 756
JAPAN	3 101	6 109	2 161	OMAN	1 992	657	229
EXPORTS	8 196 205	3 023 227	1 065 928	NORTH YEMEN	3 522	1 340	463
FRANCE	954 076	343 995	121 469	SOUTH YEMEN	1 549	279	95
BELGIUM LUX	507 645	228 823	80 731	AFGHANISTAN	491	308	109
NETHERLANDS	961 114	264 066	93 103	PAKISTAN	12 020	6 338	2 232
ITALY	476 674	270 085	95 139	INDIA	15 087	7 493	2 578
UNTD KINGDOM	336 616	173 899	61 307	BANGLADESH	905	460	164
IRELAND	19 516	7 473	2 616	SRI LANKA	5 231	2 099	732
DENMARK	120 571	67 981	23 907	BURMA	640	1 145	401
				THAILAND	31 425	14 289	5 016
				INDONESIA	37 973	13 473	4 723

6 IMPORTS AND EXPORTS (SPECIAL TRADE) BY GROUPS OF THE SITC-REV. 11 AND BY COUNTRIES OF PRODUCTION AND CONSUMPTION 1984

GROUP COUNTRY	DT * 100 KG	1 000 DM	1 000 \$	GROUP COUNTRY	DT * 100 KG	1 000 DM	1 000 \$
MALAYSIA	14 219	6 309	2 204	MAURITANIA	43	143	48
SINGAPORE	13 146	9 702	3 391	MALI	25	168	56
PHILIPPINES	9 509	4 849	1 657	UPPER VOLTA	130	575	197
CHINA	3 908	3 373	1 153	NIGER	12	340	121
SOUTH KOREA	20 775	17 784	6 288	CHAD	150	369	129
JAPAN	74 276	50 957	18 017	CAPE VERDE	27	128	41
TAIWAN	44 648	26 759	9 407	SENEGAL	171	619	219
HONG KONG	15 517	13 128	4 642	GAMBIA	31	147	49
AUSTRALIA	55 041	20 847	7 268	GUIN BISSAU	37	88	33
PAPUA NEW G	318	127	48	GUINEA	117	1 009	358
NEW ZEALAND	12 746	4 785	1 676	SIERRA LEONE	116	880	322
NEW CALEDON	386	145	48	LIBERIA	560	2 237	783
FR POLYNESIA	988	481	169	IVORY COAST	1 174	6 345	2 234
				GHANA	1 479	5 895	2 071
541 MEDICINAL ETC PRODUCTS				TOGO	63	142	49
				BENIN	174	532	182
IMPORTS	532 767	3 474 839	1 224 511	NIGERIA	6 905	37 295	12 860
FRANCE	116 459	498 885	175 822	CAMEROON	71	336	120
BELGIUM LUX	46 245	296 209	104 730	CENT AFR REP	27	123	41
NETHERLANDS	32 183	230 634	81 272	GABON	26	98	34
ITALY	72 276	198 910	70 471	CONGO	36	141	53
UNTD KINGDOM	42 826	293 015	103 042	ZAIRE	2 977	6 495	2 292
IRELAND	10 290	52 338	18 000	RWANDA	367	1 252	446
DENMARK	12 886	99 531	34 898	BURUNDI	286	1 374	483
GREECE	32	1 878	618	ANGOLA	680	4 063	1 391
NORWAY	1 544	28 341	9 986	ETHIOPIA	2 787	14 832	5 249
SWEDEN	13 768	132 735	46 730	DJIBOUTI	52	121	44
FINLAND	841	4 735	1 671	SOMALIA	178	1 271	464
SWITZERLAND	62 682	656 699	231 803	KENYA	2 697	11 652	4 184
AUSTRIA	26 067	153 959	54 596	UGANDA	532	1 909	714
PORTUGAL	811	4 692	1 658	TANZANIA	1 850	7 574	2 643
SPAIN	18 978	59 857	21 021	SEYCHELLES	17	142	47
MALTA	423	1 144	408	MOZAMBIQUE	1 886	7 788	2 645
YUGOSLAVIA	7 329	17 863	6 279	MADAGASCAR	117	388	140
TURKEY	290	4 032	1 395	MAURITIUS	272	1 478	518
SOVIETUNION	1 473	10 434	3 713	ZAMBIA	172	2 187	773
POLAND	286	1 614	559	ZIMBABWE	558	3 008	1 050
CZECHOSLOVA	489	9 666	3 420	MALAWI	1 671	3 180	1 080
HUNGARY	266	2 667	917	REP S AFRICA	7 699	70 295	24 809
ROMANIA	1 271	4 573	1 610	BOTSWANA	148	282	102
BULGARIA	211	2 233	784	SWAZILAND	14	94	32
NIGERIA	20	165	55	USA	75 781	407 951	143 585
ZAIRE	2 281	25 626	9 233	CANADA	9 018	61 510	21 583
REP S AFRICA	383	5 026	1 828	MEXICO	8 407	41 315	14 684
USA	18 532	437 153	153 184	GUATEMALA	1 208	10 429	3 681
CANADA	270	5 846	2 095	HONDURAS	927	5 679	1 989
MEXICO	523	20 691	7 216	EL SALVADOR	1 000	8 578	3 022
BERMUDA	5	151	53	NICARAGUA	360	2 850	996
BAHAMAS		7 911	2 798	COSTA RICA	820	3 954	1 401
ECUADOR	6	563	189	PANAMA	2 682	30 832	10 905
PERU	2	249	87	CUBA	1 573	6 895	2 444
BRAZIL	2 692	29 132	10 164	HAITI	288	1 257	432
URUGUAY	22	211	75	BAHAMAS	7	308	109
ARGENTINA	675	7 534	2 568	DOMINIC REP	734	4 991	1 752
ISRAEL	195	1 498	515	MARTINIQUE	31	106	37
INDIA	1 257	1 631	580	JAMAICA	61	463	168
INDONESIA	402	6 977	2 476	BARBADOS	417	404	141
MALAYSIA	274	1 463	518	TRINIDAD TOB	641	1 300	458
SINGAPORE	132	1 074	396	NETH ANTILL	147	785	279
CHINA	18 412	55 271	19 639	COLOMBIA	2 613	30 124	10 794
NORTH KOREA	14	209	75	VENEZUELA	5 587	38 723	13 610
SOUTH KOREA	63	3 818	1 353	SURINAME	286	421	148
JAPAN	12 440	84 137	29 822	ECUADOR	2 392	24 554	8 689
TAIWAN	4 180	10 832	3 816	PERU	1 387	10 786	3 788
HONG KONG	18	90	30	BRAZIL	6 479	36 535	12 795
AUSTRALIA	6	815	284	CHILE	3 468	15 234	5 328
EXPORTS	1 024 006	6 126 655	2 160 007	BOLIVIA	735	4 812	1 665
FRANCE	71 666	302 244	106 732	PARAGUAY	446	3 303	1 169
BELGIUM LUX	59 030	360 572	127 617	URUGUAY	879	11 242	3 964
NETHERLANDS	49 995	259 910	91 704	ARGENTINA	5 723	36 564	12 813
ITALY	83 863	573 323	203 178	CYPRUS	1 502	5 913	2 095
UNTD KINGDOM	53 545	392 646	138 343	LEBANON	3 058	29 764	10 478
IRELAND	10 562	53 241	18 219	SYRIA	16 274	48 437	16 645
DENMARK	21 001	112 472	39 701	IRAQ	17 895	50 990	17 896
GREECE	11 677	66 077	23 315	IRAN	21 288	58 235	20 603
ICELAND	370	1 584	553	ISRAEL	4 802	37 273	13 228
NORWAY	5 002	38 317	13 549	JORDAN	2 749	12 832	4 485
SWEDEN	19 056	178 599	62 886	SAUDI ARABIA	24 641	131 113	46 640
FINLAND	8 732	56 001	19 756	KUWAIT	2 124	17 174	6 111
SWITZERLAND	56 886	337 561	119 146	BAHRAIN	639	3 272	1 161
AUSTRIA	54 627	409 283	144 147	QATAR	604	3 443	1 210
PORTUGAL	7 501	65 872	23 194	ARAB EMIRAT	2 727	8 942	3 172
SPAIN	15 875	90 321	32 043	OMAN	967	3 398	1 202
ANDORRA	55	688	239	NORTH YEMEN	2 885	16 840	5 911
VATICAN CITY		214	75	SOUTH YEMEN	680	4 918	1 703
MALTA	736	5 175	1 817	AFGHANISTAN	1 605	3 784	1 320
YUGOSLAVIA	5 385	55 205	19 537	PAKISTAN	7 484	39 027	13 786
TURKEY	4 588	41 454	14 594	INDIA	2 311	14 570	5 138
SOVIETUNION	1 657	8 921	3 116	BANGLADESH	2 659	12 827	4 497
POLAND	21 818	115 545	40 476	SRI LANKA	1 151	3 354	1 154
CZECHOSLOVA	863	11 402	4 028	NEPAL	56	147	53
HUNGARY	3 136	22 218	7 791	BURMA	765	4 525	1 571
ROMANIA	3 506	16 490	5 780	THAILAND	10 271	50 439	17 700
BULGARIA	9 446	29 963	10 677	VIETNAM	216	787	285
ALBANIA	47	326	118	INDONESIA	2 135	33 236	11 665
MOROCCO	792	5 679	1 967	MALAYSIA	5 172	22 416	7 939
ALGERIA	1 246	9 740	3 361	SINGAPORE	4 446	18 245	6 490
TUNISIA	835	2 673	946	PHILIPPINES	3 371	19 180	6 687
LIBYA	11 106	18 510	6 498	CHINA	2 041	8 277	2 825
EGYPT	14 038	95 864	33 725	NORTH KOREA	41	278	101
SUDAN	1 115	6 425	2 238	SOUTH KOREA	4 035	27 269	9 560
				JAPAN	56 435	478 604	166 630
				TAIWAN	8 791	45 782	16 096
				HONG KONG	9 447	42 922	15 193

6 IMPORTS AND EXPORTS (SPECIAL TRADE) BY GROUPS OF THE SITC-REV. II AND BY COUNTRIES OF PRODUCTION AND CONSUMPTION 1984

GROUP COUNTRY	DT * 100 KG	1 000 DM	1 000 \$	GROUP COUNTRY	DT * 100 KG	1 000 DM	1 000 \$
MACAO	13	137	47	REP S AFRICA	1 870	6 754	2 396
AUSTRALIA	13 968	96 856	34 257	USA	6 526	8 334	2 943
PAPUA NEW G	572	1 632	555	CANADA	505	792	281
NEW ZEALAND	3 456	25 532	8 964	MEXICO	153	706	246
AMER OCEANIA	2	96	33	GUATEMALA	133	875	308
FIJI	65	171	61	HONDURAS	197	220	77
551 ESSENTL OIL, PERFUME, ETC				EL SALVADOR	90	484	171
IMPORTS	161 106	368 249	130 802	COSTA RICA	353	1 710	595
FRANCE	26 768	82 742	29 443	PANAMA	51	167	56
BELGIUM LUX	3 660	8 645	3 071	DOMINIC REP	231	615	218
NETHERLANDS	19 204	45 986	16 266	NETH ANTILL	50	139	52
ITALY	11 999	11 033	3 953	COLOMBIA	456	2 113	752
UNTD KINGDOM	14 954	36 055	12 744	VENEZUELA	3 249	9 677	3 415
IRELAND	2 403	10 564	3 778	ECUADOR	494	1 764	632
DENMARK	243	626	219	PERU	583	2 376	842
GREECE	705	553	204	BRAZIL	249	1 015	357
SWEDEN	3 220	1 136	403	CHILE	785	3 211	1 120
SWITZERLAND	17 139	81 827	29 198	BOLIVIA	40	315	109
AUSTRIA	2 417	3 308	1 167	PARAGUAY	58	133	47
PORTUGAL	1 058	1 667	593	URUGUAY	39	280	100
SPAIN	3 312	5 581	1 983	ARGENTINA	137	1 053	367
YUGOSLAVIA	2 335	2 653	940	CYPRUS	181	649	230
SOVIETUNION	161	1 462	531	LEBANON	296	956	338
POLAND	1 467	413	141	SYRIA	988	2 206	730
HUNGARY	54	569	204	IRAQ	401	2 926	1 004
BULGARIA	73	403	141	IRAN	1 894	3 460	1 227
ALBANIA	16	101	36	ISRAEL	849	2 849	1 008
MOROCCO	1 660	1 677	587	JORDAN	169	328	116
TUNISIA	85	388	142	SAUDI ARABIA	388	1 210	432
EGYPT	35	1 450	514	KUWAIT	42	133	45
KENYA	72	115	40	QATAR	12	156	56
MADAGASCAR	777	860	299	ARAB EMIRAT	32	170	61
REP S AFRICA	295	245	84	NORTH YEMEN	409	1 371	497
USA	12 715	30 079	10 674	SOUTH YEMEN	8	128	45
CANADA	55	452	163	PAKISTAN	400	1 476	518
MEXICO	260	987	357	INDIA	426	1 162	419
GUATEMALA	5	130	48	BANGLADESH	216	568	206
WEST INDIES	18	161	58	SRI LANKA	35	138	47
HAITI	50	675	235	BURMA	16	101	34
PERU	64	585	196	THAILAND	680	3 079	1 070
BRAZIL	22 165	8 563	3 001	LAOS	84	232	80
PARAGUAY	454	1 684	602	INDONESIA	4 630	15 278	5 344
ARGENTINA	498	1 424	517	MALAYSIA	190	649	232
ISRAEL	2 028	1 104	386	SINGAPORE	1 313	2 521	912
INDIA	230	1 596	562	PHILIPPINES	662	1 998	706
SRI LANKA	140	584	209	CHINA	167	294	102
INDONESIA	781	5 211	1 835	SOUTH KOREA	996	5 625	1 960
SINGAPORE	18	219	79	JAPAN	2 009	7 917	2 816
CHINA	6 607	12 542	4 423	TAIWAN	488	1 880	663
NORTH KOREA	102	203	71	HONG KONG	1 651	4 249	1 503
JAPAN	197	834	300	AUSTRALIA	1 097	4 227	1 490
TAIWAN	197	348	119	NEW ZEALAND	102	523	183
AUSTRALIA	31	136	48	553 PERFUMERY, COSMETICS, ETC			
EXPORTS	117 333	333 866	117 679	IMPORTS	513 679	780 273	274 887
FRANCE	5 920	17 944	6 368	FRANCE	142 030	382 231	134 566
BELGIUM LUX	5 328	12 230	4 339	BELGIUM LUX	65 831	50 727	17 989
NETHERLANDS	6 994	16 420	5 824	NETHERLANDS	45 980	35 029	12 283
ITALY	11 459	27 535	9 775	ITALY	55 732	52 920	18 873
UNTD KINGDOM	9 177	22 119	7 769	UNTD KINGDOM	83 205	109 347	38 399
IRELAND	199	604	212	IRELAND	24 589	24 265	8 503
DENMARK	2 049	4 989	1 766	DENMARK	2 235	3 608	1 265
GREECE	2 190	4 631	1 626	SWEDEN	1 066	1 487	511
NORWAY	549	1 376	482	FINLAND	754	1 749	593
SWEDEN	974	4 005	1 406	SWITZERLAND	52 935	69 414	24 403
FINLAND	712	3 357	1 184	AUSTRIA	14 884	10 188	3 605
SWITZERLAND	5 911	16 717	5 926	SPAIN	2 084	5 848	2 069
AUSTRIA	5 605	16 206	5 749	MALTA	88	123	41
PORTUGAL	451	1 576	558	YUGOSLAVIA	3 193	1 288	461
SPAIN	5 090	12 372	4 370	SUDAN	906	687	243
MALTA	116	376	133	USA	14 723	24 200	8 526
YUGOSLAVIA	2 957	9 359	3 239	CANADA	132	259	93
TURKEY	885	1 987	701	ISRAEL	460	691	251
SOVIETUNION	1 716	10 551	3 683	INDIA	142	224	79
POLAND	962	2 562	904	SINGAPORE	67	144	51
CZECHOSLOVA	372	2 246	792	CHINA	176	269	93
HUNGARY	1 225	4 129	1 462	SOUTH KOREA	156	571	196
ROMANIA	203	1 317	464	JAPAN	1 084	3 394	1 235
BULGARIA	537	1 374	469	TAIWAN	638	949	333
MOROCCO	138	378	133	HONG KONG	72	146	47
ALGERIA	1 390	2 735	979	EXPORTS	819 650	949 907	334 236
TUNISIA	203	892	315	FRANCE	61 329	79 823	28 116
LIBYA	261	335	119	BELGIUM LUX	81 118	61 099	21 554
EGYPT	1 751	4 484	1 585	NETHERLANDS	118 507	102 066	35 949
SUDAN	365	1 066	374	ITALY	57 153	70 406	24 919
MALI	32	131	46	UNTD KINGDOM	84 464	96 076	33 662
SENEGAL	24	115	40	IRELAND	1 369	2 297	809
IVORY COAST	83	323	112	DENMARK	12 945	15 195	5 355
GHANA	62	117	40	GREECE	4 782	5 091	1 779
NIGERIA	2 942	11 340	3 921	ICELAND	1 146	1 624	574
CAMEROON	26	114	40	NORWAY	10 124	14 177	4 993
ZAIRE	38	91	30	SWEDEN	26 521	24 419	8 585
RWANDA	187	866	309	FINLAND	7 926	12 757	4 508
BURUNDI	55	110	36	SWITZERLAND	52 108	79 650	28 010
ANGOLA	31	226	78	AUSTRIA	68 481	88 620	31 232
ETHIOPIA	155	237	86	PORTUGAL	532	826	282
SOMALIA	43	145	53	SPAIN	1 425	3 682	1 257
KENYA	376	1 121	387	GIBRALTAR	96	230	80
TANZANIA	119	202	70	MALTA	1 411	1 230	420
MAURITIUS	40	324	114	YUGOSLAVIA	574	797	280

6 IMPORTS AND EXPORTS (SPECIAL TRADE) BY GROUPS OF THE SITC-REV. 11 AND BY COUNTRIES OF PRODUCTION AND CONSUMPTION 1984

GROUP COUNTRY	DT * 100 KG	1 000 DM	1 000 \$	GROUP COUNTRY	DT * 100 KG	1 000 DM	1 000 \$
TURKEY	463	845	297	CANADA	468	480	161
SOVIETUNION	4 703	1 560	513	ISRAEL	99	99	34
POLAND	2 526	3 107	1 100	SOUTH KOREA	569	434	158
CZECHOSLOVA	5 180	5 595	1 941	JAPAN	723	1 202	413
HUNGARY	9 471	7 800	2 779	EXPORTS	5 775 607	1 702 013	600 768
ROMANIA	347	409	139	FRANCE	917 649	254 393	89 989
BULGARIA	3 066	3 523	1 225	BELGIUM LUX	619 210	142 717	50 333
CANARY IS	175	318	106	NETHERLANDS	583 351	128 971	45 486
MOROCCO	49	175	59	ITALY	467 346	144 352	50 934
TUNISIA	356	264	91	UNITD KINGDOM	240 040	74 531	26 274
LIBYA	8 140	7 165	2 422	IRELAND	9 132	2 813	994
EGYPT	3 310	2 791	974	DENMARK	139 494	39 761	14 011
SUDAN	989	790	288	GREECE	56 946	21 202	7 477
LIBERIA	158	321	108	ICELAND	4 537	1 629	568
IVORY COAST	144	326	113	NORWAY	35 771	11 973	4 192
TOGO	365	389	136	SWEDEN	97 450	31 465	11 064
BENIN	63	272	97	FINLAND	74 806	22 667	7 952
NIGERIA	1 067	971	331	SWITZERLAND	341 113	101 742	35 931
CAMEROON	189	181	61	AUSTRIA	409 735	112 058	39 291
ZAIRE	88	106	38	PORTUGAL	33 439	11 678	4 148
ANGOLA	1 505	657	234	SPAIN	51 140	18 213	6 449
DJIBOUTI	199	266	92	MALTA	4 863	1 234	426
KENYA	69	95	31	YUGOSLAVIA	138 230	37 841	13 365
UGANDA	210	174	60	TURKEY	30 428	10 013	3 551
REP S AFRICA	2 976	5 564	1 950	SOVIETUNION	249 202	83 107	29 707
USA	60 253	98 608	34 965	POLAND	36 308	11 095	3 853
CANADA	7 170	14 387	5 055	CZECHOSLOVA	45 951	16 501	5 827
BERMUDA	141	127	46	HUNGARY	100 288	22 540	7 945
GUATEMALA	121	203	74	ROMANIA	14 995	5 736	2 033
HONDURAS	105	184	66	BULGARIA	45 901	17 067	5 993
EL SALVADOR	199	166	57	ALBANIA	1 381	319	117
PANAMA	541	2 360	797	CANARY IS	1 138	106	35
CUBA	60	174	61	MOROCCO	5 468	1 955	695
HAITI	96	191	66	ALGERIA	71 377	14 131	5 174
BAHAMAS	199	233	81	TUNISIA	7 805	2 716	968
DOMINIC REP	233	179	63	LIBYA	70 299	18 563	6 632
GUADELOUPE	122	176	65	EGYPT	20 124	7 496	2 666
BARBADOS	68	108	34	SUDAN	349	193	66
TRINIDAD TOB	110	116	42	MALI	449	172	58
NETH ANTILL	387	786	276	NIGER	519	229	82
COLOMBIA	54	225	75	SENEGAL	1 803	699	247
VENEZUELA	825	1 017	371	LIBERIA	4 627	1 924	692
SURINAME	473	647	235	IVORY COAST	3 064	1 142	405
ECUADOR	46	159	55	GHANA	924	448	168
PERU	161	626	220	TOGO	890	287	100
CHILE	666	1 695	590	BENIN	739	254	89
PARAGUAY	817	867	301	NIGERIA	28 980	9 446	3 367
URUGUAY	82	168	57	CAMEROON	7 806	2 021	711
ARGENTINA	160	215	73	GABON	694	218	77
CYPRUS	4 232	3 214	1 103	CONGO	379	196	68
LEBANON	5 201	4 277	1 517	ZAIRE	5 038	2 343	819
SYRIA	121	339	110	RWANDA	888	398	141
IRAQ	1 644	1 980	691	BURUNDI	229	96	32
IRAN	186	159	60	ANGOLA	2 515	847	307
ISRAEL	1 115	1 416	499	ETHIOPIA	4 628	1 207	421
JORDAN	2 718	2 798	989	SOMALIA	235	103	38
SAUDI ARABIA	33 366	35 878	12 508	KENYA	2 165	1 033	365
KUWAIT	7 867	8 612	3 035	TANZANIA	3 833	1 553	539
BAHRAIN	1 844	2 487	877	MOZAMBIQUE	294	104	34
QATAR	1 455	1 896	674	MADAGASCAR	636	240	86
ARAB EMIRAT	11 046	11 450	4 049	REUNION	360	113	39
OMAN	1 723	1 934	694	MAURITIUS	311	177	60
NORTH YEMEN	3 255	2 294	818	ZAMBIA	350	218	80
AFGHANISTAN	2 169	1 922	666	ZIMBABWE	1 179	536	192
PAKISTAN	121	254	87	MALAWI	143	144	52
INDIA	74	807	270	REP S AFRICA	47 185	19 505	6 896
SRI LANKA	90	122	42	BOTSWANA	350	173	61
THAILAND	371	537	191	USA	48 709	28 027	9 839
INDONESIA	934	412	150	CANADA	12 680	6 426	2 263
MALAYSIA	1 888	1 967	691	MEXICO	2 336	1 699	604
SINGAPORE	3 100	3 907	1 372	GUATEMALA	4 726	1 866	660
CHINA	98	98	33	HONDURAS	1 028	550	195
SOUTH KOREA	58	662	219	EL SALVADOR	2 302	961	336
JAPAN	12 679	17 692	6 187	COSTA RICA	2 383	971	338
TAIWAN	199	347	122	PANAMA	1 737	495	177
HONG KONG	4 692	6 962	2 430	CUBA	2 442	958	351
AUSTRALIA	5 515	6 492	2 296	HAITI	643	243	84
NEW ZEALAND	130	272	93	DOMINIC REP	2 743	877	306
FIJI	36	141	53	JAMAICA	953	253	90
FR POLYNESIA	76	96	33	BARBADOS	159	95	32
554 SOAPS, CLEANING ETC PREPS				TRINIDAD TOB	482	308	109
IMPORTS	2 272 672	572 123	202 253	NETH ANTILL	609	237	83
FRANCE	182 187	58 398	20 486	COLOMBIA	11 896	4 707	1 667
BELGIUM LUX	571 167	113 101	40 027	VENEZUELA	9 418	5 327	1 865
NETHERLANDS	446 390	82 868	29 286	SURINAME	220	157	55
ITALY	69 016	19 005	6 722	ECUADOR	3 126	1 777	625
UNITD KINGDOM	147 134	89 194	31 804	PERU	10 666	6 156	2 189
IRELAND	8 004	10 826	3 789	BRAZIL	7 642	5 177	1 834
DENMARK	80 428	10 522	3 706	CHILE	19 945	7 380	2 567
NORWAY	32 420	6 765	2 413	BOLIVIA	2 777	1 633	573
SWEDEN	17 513	5 066	1 783	PARAGUAY	1 056	507	172
SWITZERLAND	330 093	68 581	24 168	URUGUAY	8 871	2 836	994
AUSTRIA	43 812	10 075	3 564	ARGENTINA	19 957	8 138	2 818
SPAIN	175 079	34 870	12 347	CYPRUS	13 713	4 239	1 476
YUGOSLAVIA	47 419	5 688	2 000	LEBANON	19 628	5 100	1 783
TURKEY	2 411	599	213	SYRIA	19 819	4 577	1 571
POLAND	2 040	415	147	IRAQ	15 449	5 244	1 835
CZECHOSLOVA	15 691	2 861	1 026	IRAN	66 440	23 810	8 455
HUNGARY	5 495	1 166	409	ISRAEL	40 055	12 475	4 373
BULGARIA	3 018	633	219	JORDAN	5 895	2 059	726
USA	90 770	48 965	17 269	SAUDI ARABIA	34 170	13 410	4 739
				KUWAIT	7 942	3 202	1 133

6 IMPORTS AND EXPORTS (SPECIAL TRADE) BY GROUPS OF THE SITC-REV. II AND BY COUNTRIES OF PRODUCTION AND CONSUMPTION 1984

GROUP COUNTRY	DT * 100 KG	1 000 DM	1 000 \$	GROUP COUNTRY	DT * 100 KG	1 000 DM	1 000 \$
BAHRAIN	1 894	747	263	USA	855 353	41 118	14 572
QATAR	848	403	140	CANADA	5 777	295	103
ARAB EMIRAT	12 202	4 620	1 639	GUATEMALA	259 363	8 555	3 073
OMAN	5 944	1 784	622	HONDURAS	71 092	2 196	767
NORTH YEMEN	2 251	833	294	EL SALVADOR	127 873	2 323	876
SOUTH YEMEN	288	148	54	NICARAGUA	11 080	859	314
AFGHANISTAN	1 787	548	192	COSTA RICA	173 939	7 001	2 537
PAKISTAN	14 656	3 924	1 408	PANAMA	78 969	2 564	863
INDIA	13 228	3 682	1 287	CUBA	312	98	33
BANGLADESH	1 645	631	216	DOMINIC REP	3 881	303	102
SRI LANKA	1 129	524	186	BARBADOS	4 562	278	99
BURMA	392	162	53	TRINIDAD TOB	25 830	1 558	556
THAILAND	15 383	6 071	2 128	COLOMBIA	3 898	576	203
INDONESIA	20 513	9 618	3 359	VENEZUELA	138 558	7 490	2 620
MALAYSIA	8 499	3 145	1 108	ECUADOR	22 072	1 623	583
SINGAPORE	19 209	6 579	2 294	PERU	49 901	2 202	794
PHILIPPINES	9 522	2 989	1 046	BRAZIL	769 191	19 168	7 027
CHINA	27 352	8 782	3 159	CHILE	9 041	568	202
SOUTH KOREA	24 069	9 842	3 500	BOLIVIA	20 326	961	327
JAPAN	43 540	18 295	6 420	PARAGUAY	11 609	641	220
TAIWAN	23 622	8 961	3 151	URUGUAY	53 905	2 007	699
HONG KONG	27 967	9 917	3 482	ARGENTINA	41 709	1 767	603
AUSTRALIA	29 112	14 506	5 107	CYPRUS	1 635	135	48
NEW ZEALAND	20 410	6 070	2 118	LEBANON	133 180	5 195	1 837
FIJI	387	139	49	SYRIA	52 846	3 482	1 142
				IRAQ	16 087	1 137	394
				IRAN	251 114	4 560	1 490
				ISRAEL	7 605	533	177
				JORDAN	2 782	353	117
				SAUDI ARABIA	15 144	1 370	490
				KUWAIT	3 976	224	78
				ARAB EMIRAT	16 243	906	320
				OMAN	61 109	6 058	2 111
				PAKISTAN	86 518	4 601	1 595
				INDIA	3 598 174	99 620	34 328
				SRI LANKA	176 658	6 750	2 338
				NEPAL	24 209	1 482	496
				BURMA	145 677	5 969	2 113
				THAILAND	229 912	7 661	2 734
				INDONESIA	203 836	10 781	3 731
				MALAYSIA	1 090 971	32 533	11 664
				SINGAPORE	122 535	5 263	1 873
				PHILIPPINES	13 372	920	338
				CHINA	1 765 781	78 680	27 581
				JAPAN	1 518 162	56 963	19 369
				TAIWAN	8 553	925	319
				HONG KONG	54 273	2 239	795
				AUSTRALIA	52 542	3 730	1 318
				PAPUA NEW G	58 541	2 458	855
				NEW ZEALAND	113 949	5 311	1 898
				SOLOMON IS	15 121	349	131
				KIRIBATI	2 000	100	37
				FIJI	12 024	634	230
				FR POLYNESIA	36 531	1 674	591
562 FERTILIZERS MANUFACTURED				572 EXPLOSIVES, PYROTECH PROD			
IMPORTS	45 891 061	1 407 342	495 021	IMPORTS	119 074	116 256	40 479
FRANCE	3 671 972	98 064	34 190	FRANCE	1 737	3 506	1 210
BELGIUM LUX	12 645 263	311 019	109 956	BELGIUM LUX	2 200	4 775	1 704
NETHERLANDS	12 197 057	405 346	141 573	NETHERLANDS	12 603	34 580	12 113
ITALY	1 044 684	36 079	12 504	ITALY	6 679	7 597	2 654
UNTD KINGDOM	746 548	27 265	9 578	UNTD KINGDOM	613	1 621	549
IRELAND	62 736	2 343	806	NORWAY	1 654	9 161	3 201
DENMARK	1 886 945	45 075	15 848	SWEDEN	2 167	3 916	1 347
NORWAY	908 275	35 859	12 298	FINLAND	555	1 556	558
SWEDEN	486 628	15 698	5 446	SWITZERLAND	233	1 841	635
SWITZERLAND	17 508	2 349	818	AUSTRIA	37	344	119
AUSTRIA	4 172 316	150 507	53 183	SPAIN	150	298	99
PORTUGAL	831 002	24 802	8 716	YUGOSLAVIA	14 236	2 505	877
SPAIN	652 544	16 398	5 899	POLAND	6 150	882	306
YUGOSLAVIA	772 646	24 556	9 066	CZECHOSLOVA	1 892	1 163	409
POLAND	497 211	16 447	5 821	HUNGARY	2 201	333	121
CZECHOSLOVA	283 967	8 739	3 065	USA	177	2 816	994
HUNGARY	2 098 818	64 469	22 536	BRAZIL	379	928	315
ROMANIA	1 456 143	39 899	14 034	ISRAEL	2 696	5 052	1 868
MOROCCO	40 885	1 652	611	CHINA	61 024	31 637	10 801
TUNISIA	703 830	35 084	12 844	JAPAN	122	347	128
REP S AFRICA	221 723	13 026	4 408	TAIWAN	769	819	281
USA	459 814	31 345	11 353	HONG KONG	776	528	174
CANADA	769	123	44				
ISRAEL	28 913	701	243	EXPORTS	162 408	159 346	55 679
JAPAN	2 608	474	173	FRANCE	3 050	6 864	2 454
EXPORTS	52 056 543	1 631 839	577 448	BELGIUM LUX	12 071	5 855	2 056
FRANCE	3 312 846	114 421	40 927	NETHERLANDS	6 808	12 631	4 382
BELGIUM LUX	15 559 540	387 099	138 017	ITALY	18 040	24 176	8 345
NETHERLANDS	3 721 115	99 817	35 779	UNTD KINGDOM	7 068	8 976	3 135
ITALY	2 221 136	94 161	33 495	IRELAND	45	141	50
UNTD KINGDOM	1 748 994	45 832	16 222	DENMARK	1 542	3 728	1 268
IRELAND	2 126 653	51 772	18 454	GREECE	249	701	246
DENMARK	2 555 575	90 613	32 358	ICELAND	110	260	88
GREECE	447 027	25 263	8 794	NORWAY	3 809	11 126	3 858
ICELAND	4 003	158	60	SWEDEN	2 636	5 775	2 059
NORWAY	406 754	12 285	4 532	FINLAND	1 125	1 667	582
SWEDEN	1 657 704	52 395	18 238	SWITZERLAND	2 077	5 596	1 994
FINLAND	341 171	7 841	2 732	AUSTRIA	4 394	7 519	2 570
SWITZERLAND	638 817	23 865	8 468	PORTUGAL	2 065	5 260	1 822
AUSTRIA	2 208 342	71 517	24 726	SPAIN	654	557	198
PORTUGAL	80 848	2 909	1 028	YUGOSLAVIA	17	176	59
SPAIN	348 658	9 672	3 423	TURKEY	3 090	1 941	660
MALTA	8 169	330	117	CZECHOSLOVA	16 351	5 534	1 928
YUGOSLAVIA	32 200	1 705	634	CANARY IS	106	141	47
TURKEY	2 608	594	208				
POLAND	503 070	19 720	7 037				
CZECHOSLOVA	6 866	451	166				
HUNGARY	274 600	9 947	3 659				
BULGARIA	5 072	1 213	448				
CANARY IS	3 000	88	34				
MOROCCO	2 695	242	87				
ALGERIA	33 500	1 618	561				
TUNISIA	6 580	315	110				
EGYPT	176 020	11 829	4 146				
SUDAN	162 512	5 685	2 118				
MALI	5 429	341	118				
NIGER	4 000	180	59				
SENEGAL	3 291	92	33				
IVORY COAST	15 025	215	82				
TOGO	56 000	1 926	688				
BENIN	1 493	97	31				
NIGERIA	6 670	181	63				
CAMEROON	60 073	999	375				
GABON	3 900	153	57				
ZAIRE	45 341	2 209	746				
ANGOLA	3 910	176	63				
ETHIOPIA	43 483	1 451	474				
KENYA	52 723	3 196	1 068				
UGANDA	2 007	109	38				
MADAGASCAR	5 800	201	65				
ZIMBABWE	55 750	2 801	987				
REP S AFRICA	460 327	16 738	5 973				

6 IMPORTS AND EXPORTS (SPECIAL TRADE) BY GROUPS OF THE SITC-REV. 11 AND BY COUNTRIES OF PRODUCTION AND CONSUMPTION 1984

GROUP COUNTRY	DT * 100 KG	1 000 DM	1 000 \$	GROUP COUNTRY	DT * 100 KG	1 000 DM	1 000 \$
MOROCCO	94	492	178	BULGARIA	47 394	31 112	10 734
ALGERIA	16	115	43	ALBANIA	177	148	54
LIBYA	17 000	3 499	1 235	MOROCCO	20 502	5 229	1 848
EGYPT	30	630	227	ALGERIA	63 303	18 969	6 746
MALI	3 877	1 450	507	TUNISIA	28 795	6 393	2 279
IVORY COAST	91	281	98	LIBYA	5 034	2 799	976
GHANA	330	199	67	EGYPT	92 515	27 865	9 793
TOGO	645	241	83	SUDAN	40	87	31
NIGERIA	6 039	8 245	2 917	MALI	311	121	45
CAMEROON	202	349	119	SENEGAL	1 089	431	152
CONGO	250	872	302	LIBERIA	429	202	70
ZAIRE	831	1 852	693	IVORY COAST	5 367	1 848	641
KENYA	4 624	1 699	581	GHANA	1 912	471	171
TANZANIA	1 854	1 284	460	NIGERIA	12 757	6 972	2 427
REP S AFRICA	134	297	105	CAMEROON	6 623	2 198	759
USA	360	1 303	455	GABON	2 414	871	303
CANADA	265	695	245	ZAIRE	11 040	5 084	1 814
COLOMBIA	203	123	47	RWANDA	615	325	114
CHILE	33	152	52	BURUNDI	1 370	650	231
SYRIA	179	368	124	ANGOLA	8 629	3 020	1 045
IRAQ	11 481	2 605	948	ETHIOPIA	6 008	1 159	404
IRAN	2	493	179	KENYA	27 716	10 093	3 482
ISRAEL	403	916	332	UGANDA	2 217	712	257
SAUDI ARABIA	2 748	3 158	1 104	TANZANIA	6 351	2 448	834
KUWAIT	268	1 213	401	MOZAMBIQUE	900	137	46
ARAB EMIRAT	170	615	222	MADAGASCAR	1 162	366	122
OMAN	47	370	122	MAURITIUS	829	245	82
NORTH YEMEN	15 217	5 806	2 035	ZIMBABWE	2 356	1 079	382
SOUTH YEMEN	3 649	1 255	439	MALAWI	557	193	67
INDIA	40	114	41	REP S AFRICA	119 894	68 455	24 137
MALDIVES	405	245	82	USA	293 203	238 871	84 209
SRI LANKA	3 594	1 415	499	CANADA	60 628	38 641	13 581
BURMA	410	97	35	MEXICO	13 492	10 055	3 517
THAILAND	2	130	43	GUATEMALA	2 814	1 688	580
MALAYSIA	18	288	93	HONDURAS	2 100	140	48
BRUNEI	46	258	94	EL SALVADOR	1 361	889	313
SINGAPORE	1 083	5 888	2 067	COSTA RICA	17 172	3 924	1 374
HONG KONG	43	111	39	PANAMA	1 196	509	186
AUSTRALIA	136	765	280	CUBA	10 708	3 644	1 298
NEW ZEALAND	19	96	33	HAITI	188	145	48
				DOMINIC REP	4 115	1 413	486
				MARTINIQUE	143	84	31
				JAMAICA	998	328	122
				TRINIDAD TOB	1 192	648	223
				NETH ANTILL	72	165	59
				COLOMBIA	13 946	10 030	3 535
				VENEZUELA	13 808	16 311	5 634
				SURINAME	259	145	53
				ECUADOR	47 491	18 633	6 526
				PERU	40 389	17 783	6 336
				BRAZIL	37 908	37 730	13 154
				CHILE	16 000	8 184	2 899
				BOLIVIA	5 063	2 117	712
				PARAGUAY	1 482	460	165
				URUGUAY	10 089	6 120	2 161
				ARGENTINA	44 694	34 230	11 904
				CYPRUS	7 359	3 521	1 259
				LEBANON	3 593	1 321	462
				SYRIA	12 731	4 511	1 551
				IRAQ	39 933	22 216	7 804
				IRAN	178 681	63 410	22 585
				ISRAEL	40 589	25 849	9 072
				JORDAN	8 367	2 522	869
				SAUDI ARABIA	82 568	30 843	10 885
				KUWAIT	26 506	9 505	3 323
				BAHRAIN	2 742	961	342
				QATAR	2 168	701	252
				ARAB EMIRAT	33 443	13 793	4 833
				OMAN	6 174	1 835	644
				NORTH YEMEN	8 001	1 593	595
				SOUTH YEMEN	87	85	31
				AFGHANISTAN	1 715	474	161
				PAKISTAN	11 497	6 004	2 109
				INDIA	16 553	12 826	4 481
				BANGLADESH	10 211	3 690	1 349
				SRI LANKA	3 225	1 172	407
				BURMA	7 038	1 423	543
				THAILAND	20 516	10 684	3 740
				INDONESIA	62 037	31 287	10 981
				MALAYSIA	23 243	10 547	3 719
				SINGAPORE	56 179	27 635	9 711
				PHILIPPINES	4 246	2 843	997
				MONGOLIA	235	182	66
				CHINA	21 503	12 134	4 224
				NORTH KOREA	247	429	157
				SOUTH KOREA	52 527	35 217	12 342
				JAPAN	137 912	109 551	38 613
				TAIWAN	48 126	39 734	14 026
				HONG KONG	46 529	33 555	11 822
				AUSTRALIA	69 594	46 134	16 133
				NEW ZEALAND	24 794	16 586	5 882
				FIJI	523	205	73
583 PROD OF POLYMERIZING ETC							
IMPORTS							
FRANCE	3 988 256	1 020 592	360 602	FRANCE	3 988 256	1 020 592	360 602
BELGIUM LUX	5 050 167	1 289 089	455 650	BELGIUM LUX	5 050 167	1 289 089	455 650
NETHERLANDS	5 067 413	1 283 148	453 330	NETHERLANDS	5 067 413	1 283 148	453 330
ITALY	2 328 924	682 379	242 383	ITALY	2 328 924	682 379	242 383
UNTD KINGDOM	734 286	271 527	95 877	UNTD KINGDOM	734 286	271 527	95 877
IRELAND	12 075	22 863	7 984	IRELAND	12 075	22 863	7 984
DENMARK	94 013	34 171	12 064	DENMARK	94 013	34 171	12 064

6 IMPORTS AND EXPORTS (SPECIAL TRADE) BY GROUPS OF THE SITC-REV. II AND BY COUNTRIES OF PRODUCTION AND CONSUMPTION 1984

GROUP COUNTRY	DT * 100 KG	1 000 DM	1 000 \$	GROUP COUNTRY	DT * 100 KG	1 000 DM	1 000 \$
GREECE	15 221	6 642	2 340	REP S AFRICA	286 249	100 508	35 367
NORWAY	468 519	95 825	33 952	USA	557 785	319 293	112 274
SWEDEN	626 194	159 545	56 499	CANADA	101 100	41 383	14 475
FINLAND	116 847	38 276	13 494	MEXICO	13 104	8 215	2 874
SWITZERLAND	521 859	190 961	67 416	GUATEMALA	16 036	5 733	2 030
AUSTRIA	1 011 701	277 326	98 077	HONDURAS	8 794	2 520	892
PORTUGAL	110 345	20 366	7 164	EL SALVADOR	10 692	3 862	1 387
SPAIN	175 597	39 297	13 843	NICARAGUA	13 151	3 510	1 272
YUGOSLAVIA	67 824	17 042	5 975	COSTA RICA	12 808	4 104	1 447
TURKEY	1 565	109	38	PANAMA	9 624	2 745	970
SOVIETUNION	278 370	44 708	15 903	CUBA	80 723	19 481	6 902
POLAND	34 147	6 712	2 415	HAITI	857	306	108
CZECHOSLOVA	564 991	74 451	26 208	BAHAMAS	158	93	30
HUNGARY	112 134	16 842	5 949	DOMINIC REP	21 206	5 543	1 921
ROMANIA	153 602	22 489	7 942	JAMAICA	10 130	2 502	890
BULGARIA	5 371	600	212	ST LUCIA	984	259	92
REP S AFRICA	1 190	283	98	BARBADOS	3 602	1 184	421
USA	490 870	376 689	132 738	TRINIDAD TOB	3 671	1 242	436
CANADA	61 579	26 894	9 464	NETH ANTILL	176	105	39
MEXICO	43 655	10 152	3 600	COLOMBIA	47 512	16 621	5 807
BRAZIL	16 377	4 635	1 647	VENEZUELA	39 728	17 794	6 221
ARGENTINA	26 528	5 063	1 773	SURINAME	10 936	3 187	1 118
SYRIA	709	206	74	ECUADOR	46 181	13 547	4 754
ISRAEL	112 774	22 575	7 989	PERU	39 766	12 319	4 317
INDIA	416	95	34	BRAZIL	84 297	29 989	10 428
THAILAND	1 502	755	256	CHILE	63 696	21 339	7 421
INDONESIA	659	272	96	BOLIVIA	16 872	4 792	1 618
SINGAPORE	135	227	84	PARAGUAY	961	360	121
PHILIPPINES	784	369	127	URUGUAY	20 416	5 943	2 070
CHINA	3 394	1 358	466	ARGENTINA	150 022	42 221	14 592
SOUTH KOREA	5 489	2 575	913	CYPRUS	22 077	5 546	1 926
JAPAN	75 310	67 534	23 826	LEBANON	40 990	10 088	3 540
TAIWAN	11 454	4 868	1 688	SYRIA	78 598	18 842	6 505
HONG KONG	639	334	113	IRAQ	222 134	79 228	27 742
EXPORTS	31 618 175	9 739 388	3 433 014	IRAN	308 916	84 480	29 808
FRANCE	3 865 346	1 266 433	447 267	ISRAEL	135 074	46 428	16 334
BELGIUM LUX	2 552 676	679 572	239 207	JORDAN	30 686	8 600	3 045
NETHERLANDS	2 966 194	880 790	310 854	SAUDI ARABIA	234 437	76 949	27 203
ITALY	4 043 252	1 077 675	380 486	KUWAIT	60 257	15 459	5 443
UNTD KINGDOM	2 532 097	852 761	300 717	BAHRAIN	6 176	1 945	697
IRELAND	233 864	79 441	27 970	QATAR	3 612	1 356	480
DENMARK	938 164	307 227	108 046	ARAB EMIRAT	120 489	24 661	8 715
GREECE	274 817	76 293	26 909	OMAN	18 878	7 858	2 776
ICELAND	33 422	9 992	3 531	NORTH YEMEN	16 597	5 358	1 877
NORWAY	403 232	115 616	40 739	AFGHANISTAN	8 135	2 824	1 003
SWEDEN	1 112 194	343 603	120 832	PAKISTAN	55 471	16 019	5 648
FINLAND	581 898	172 379	60 695	INDIA	39 923	15 050	5 210
SWITZERLAND	1 754 523	557 220	196 389	BANGLADESH	15 862	4 432	1 550
AUSTRIA	1 481 305	479 673	169 137	SRI LANKA	27 971	7 169	2 519
PORTUGAL	206 213	68 500	24 323	NEPAL	23 195	6 211	2 176
SPAIN	361 759	133 651	46 959	BHUTAN	1 946	717	231
ANDORRA	1 171	288	103	BURMA	15 317	3 651	1 334
MALTA	11 286	3 651	1 288	THAILAND	39 222	11 334	3 941
YUGOSLAVIA	234 169	85 811	30 169	VIETNAM	131	103	38
TURKEY	177 738	51 387	18 169	INDONESIA	136 528	38 417	13 461
SOVIETUNION	398 024	130 897	46 314	MALAYSIA	115 943	29 872	10 475
POLAND	169 785	51 030	17 805	SINGAPORE	160 975	49 722	17 439
CZECHOSLOVA	162 650	51 060	17 992	PHILIPPINES	35 025	9 709	3 406
HUNGARY	244 288	84 153	29 534	MONGOLIA	1 798	524	194
ROMANIA	12 616	6 774	2 379	CHINA	1 264 700	273 607	96 970
BULGARIA	110 823	34 972	12 310	NORTH KOREA	2 674	838	306
ALBANIA	325	121	41	SOUTH KOREA	102 133	39 509	13 870
CANARY IS	1 238	926	329	JAPAN	87 666	56 025	19 681
MOROCCO	26 239	7 361	2 613	TAIWAN	29 897	14 416	5 080
ALGERIA	158 219	44 384	16 171	HONG KONG	201 081	59 556	20 977
TUNISIA	43 730	13 170	4 685	AUSTRALIA	120 364	57 276	20 080
LIBYA	70 820	25 613	8 969	PAPUA NEW G	349	115	38
EGYPT	296 157	74 900	26 465	NEW ZEALAND	43 740	20 334	7 133
SUDAN	27 117	6 376	2 256	FR POLYNESIA	302	263	91
MAURITANIA	113	137	45	584 CELLULOSE DERIVATIVES ETC			
MALI	6 248	1 528	535	IMPORTS	529 070	358 291	126 311
UPPER VOLTA	746	275	98	FRANCE	195 265	107 015	37 629
NIGER	705	210	73	BELGIUM LUX	90 005	73 905	26 101
CAPE VERDE	672	155	54	NETHERLANDS	50 889	31 321	11 043
SENEGAL	18 656	4 037	1 421	ITALY	19 189	15 216	5 388
GUINEA	1 805	562	190	UNTD KINGDOM	29 041	19 141	6 721
LIBERIA	1 682	640	223	IRELAND	3 296	2 335	828
IVORY COAST	46 886	11 586	4 085	DENMARK	17 860	7 297	2 574
GHANA	18 775	4 964	1 738	NORWAY	7 280	4 052	1 423
BENIN	1 246	419	147	SWEDEN	27 771	9 336	3 313
NIGERIA	205 117	56 896	19 960	FINLAND	23 429	11 370	3 955
CAMEROON	10 822	2 646	923	SWITZERLAND	6 075	6 485	2 285
CENT AFR REP	1 010	232	87	AUSTRIA	2 147	1 217	428
GABON	1 583	628	223	SPAIN	1 199	1 054	361
CONGO	1 944	940	329	YUGOSLAVIA	4 602	1 911	688
ZAIRE	30 382	9 271	3 281	SOVIETUNION	1 881	319	104
RWANDA	5 078	1 635	579	CZECHOSLOVA	1 372	362	134
BURUNDI	2 741	890	307	HUNGARY	3 408	940	329
ANGOLA	55 585	16 727	5 948	USA	37 358	58 165	20 569
ETHIOPIA	7 656	2 265	813	MEXICO	3 813	2 024	745
DJIBOUTI	86	87	31	BRAZIL	158	126	45
SOMALIA	282	147	52	ARGENTINA	171	106	34
KENYA	136 204	29 790	10 605	JAPAN	2 289	4 392	1 544
UGANDA	5 839	1 583	581	EXPORTS	1 021 680	804 821	283 885
TANZANIA	14 665	4 668	1 614	FRANCE	101 432	78 995	27 920
MOZAMBIQUE	3 994	1 203	397	BELGIUM LUX	63 780	39 556	14 043
MADAGASCAR	2 356	872	296	NETHERLANDS	44 568	28 085	9 887
REUNION	2 657	1 315	469	ITALY	140 244	104 548	36 837
MAURITIUS	4 101	1 534	532	UNTD KINGDOM	45 378	37 165	13 120
ZAMBIA	10 851	3 429	1 224				
ZIMBABWE	19 329	6 123	2 185				
MALAWI	8 996	2 408	851				

6 IMPORTS AND EXPORTS (SPECIAL TRADE) BY GROUPS OF THE SITC-REV. 11 AND BY COUNTRIES OF PRODUCTION AND CONSUMPTION 1984

GROUP COUNTRY	DT * 100 KG	1 000 DM	1 000 \$	GROUP COUNTRY	DT * 100 KG	1 000 DM	1 000 \$
IRELAND	2 921	2 000	705	SPAIN	4 715	2 196	785
DENMARK	20 250	16 152	5 707	YUGOSLAVIA	5 420	470	157
GREECE	12 434	11 028	3 877	HUNGARY	63	603	203
ICELAND	52	136	44	USA	15 073	17 640	6 200
NORWAY	4 025	3 894	1 373	CANADA	24	421	146
SWEDEN	8 575	10 052	3 539	MEXICO		205	71
FINLAND	8 020	7 631	2 679	BRAZIL	26	15 099	5 159
SWITZERLAND	47 353	33 604	11 853	URUGUAY	6	3 060	1 091
AUSTRIA	43 723	39 863	14 071	ARGENTINA	3	2 023	700
PORTUGAL	5 700	5 088	1 799	ISRAEL	421	989	347
SPAIN	31 800	20 541	7 249	THAILAND	52 661	4 268	1 552
MALTA	515	908	323	CHINA	13 432	26 519	9 328
YUGOSLAVIA	16 876	24 933	8 695	JAPAN	2 009	1 963	698
TURKEY	15 007	8 168	2 917	TAIWAN	264	245	87
SOVIETUNION	99 202	37 276	13 403	EXPORTS	598 588	231 912	81 573
POLAND	3 999	2 583	899	FRANCE	20 081	21 704	7 626
CZECHOSLOVA	6 702	4 866	1 706	BELGIUM LUX	12 980	5 960	2 119
HUNGARY	3 745	6 798	2 386	NETHERLANDS	25 736	10 242	3 618
ROMANIA	3 622	2 294	800	ITALY	91 155	22 236	7 832
BULGARIA	14 807	10 959	3 879	UNTD KINGDOM	21 954	13 984	4 947
CANARY IS	338	331	116	IRELAND	178	224	78
MOROCCO	690	642	225	DENMARK	9 792	6 488	2 304
ALGERIA	7 416	3 891	1 358	GREECE	674	1 171	403
TUNISIA	2 206	968	349	NORWAY	3 371	718	246
LIBYA	3 037	1 539	560	SWEDEN	34 168	5 300	1 865
EGYPT	4 014	3 203	1 145	FINLAND	115 215	13 701	4 844
SUDAN	167	155	54	SWITZERLAND	16 694	6 763	2 393
UPPER VOLTA	114	112	41	AUSTRIA	12 676	6 537	2 302
IVORY COAST	856	571	194	PORTUGAL	6 560	1 255	446
NIGERIA	8 887	3 373	1 168	SPAIN	8 544	5 977	2 067
CAMEROON	664	546	180	YUGOSLAVIA	2 928	5 332	1 923
ZAIRE	468	433	151	TURKEY	14 344	2 951	1 036
RWANDA	233	110	39	SOVIETUNION	14 029	5 270	1 871
ANGOLA	858	883	323	POLAND	5 342	1 347	485
ETHIOPIA	450	171	60	CZECHOSLOVA	1 190	317	114
KENYA	459	335	117	HUNGARY	5 825	1 860	664
MADAGASCAR	216	313	103	ROMANIA	364	328	119
MAURITIUS	99	87	31	BULGARIA	778	591	201
ZIMBABWE	1 785	995	359	MOROCCO	209	116	41
REP S AFRICA	15 888	11 476	4 033	ALGERIA	160	147	51
USA	60 787	79 216	27 595	TUNISIA	533	320	118
CANADA	8 285	10 004	3 490	EGYPT	720	662	228
MEXICO	3 059	2 423	848	SENEGAL	140	195	71
GUATEMALA	708	625	222	IVORY COAST	270	175	64
HONDURAS	149	135	46	NIGERIA	1 035	1 256	426
EL SALVADOR	95	196	71	CONGO	140	99	38
COSTA RICA	147	210	73	ZAIRE	670	645	226
CUBA	133	143	49	KENYA	101	88	30
DOMINIC REP	1 888	2 225	773	REP S AFRICA	4 009	2 762	965
JAMAICA	221	244	86	USA	60 549	50 094	17 475
TRINIDAD TOB	130	240	80	CANADA	12 112	6 205	2 163
COLOMBIA	2 443	2 968	1 024	MEXICO	1 329	1 017	364
VENEZUELA	9 430	7 770	2 675	EL SALVADOR	44	126	46
ECUADOR	1 095	1 247	437	COLOMBIA	267	593	214
PERU	1 926	1 361	485	VENEZUELA	110	1 539	553
BRAZIL	5 322	6 779	2 400	PERU	279	201	73
CHILE	2 121	4 509	1 605	BRAZIL	878	1 207	421
BOLIVIA	107	191	66	CHILE	458	103	36
PARAGUAY	127	334	116	ARGENTINA	822	1 386	482
URUGUAY	419	410	141	SYRIA	178	326	110
ARGENTINA	7 204	6 968	2 405	IRAQ	416	248	86
CYPRUS	753	570	199	IRAN	3 610	1 205	439
LEBANON	4 171	2 280	793	ISRAEL	1 474	1 374	485
SYRIA	8 488	2 640	920	SAUDI ARABIA	474	607	208
IRAQ	3 605	2 658	926	PAKISTAN	403	288	106
IRAN	12 719	18 081	6 563	INDIA	143	376	126
ISRAEL	7 265	5 870	2 085	THAILAND	845	500	178
JORDAN	2 533	1 319	466	INDONESIA	5 407	1 520	681
SAUDI ARABIA	1 744	1 137	410	MALAYSIA	416	259	88
KUWAIT	774	758	271	SINGAPORE	159	111	37
ARAB EMIRAT	983	910	327	PHILIPPINES	200	125	44
PAKISTAN	2 967	2 176	772	SOUTH KOREA	837	370	130
INDIA	7 477	3 027	1 067	JAPAN	68 682	7 589	2 653
BANGLADESH	295	268	94	TAIWAN	908	240	84
THAILAND	1 528	1 749	615	HONG KONG	1 333	381	131
INDONESIA	4 016	2 412	865	AUSTRALIA	1 628	5 438	1 920
MALAYSIA	732	642	226	NEW ZEALAND	247	143	52
SINGAPORE	2 601	1 776	626	591 PESTICIDES, DISINFECTANTS			
PHILIPPINES	407	401	140	IMPORTS	502 778	558 274	198 617
CHINA	4 760	7 208	2 661	FRANCE	160 650	171 406	60 994
SOUTH KOREA	1 764	1 620	559	BELGIUM LUX	25 142	19 401	6 906
JAPAN	15 151	19 863	7 034	NETHERLANDS	59 037	30 373	10 806
TAIWAN	16 465	13 347	4 670	ITALY	12 318	17 954	6 410
HONG KONG	11 225	7 607	2 673	UNTD KINGDOM	74 782	85 571	30 660
AUSTRALIA	7 072	7 691	2 738	IRELAND	9 326	16 645	5 864
NEW ZEALAND	1 467	2 102	748	DENMARK	12 251	5 205	1 898
585 PLASTIC MATERIALS NES				SWEDEN	2 394	4 584	1 611
IMPORTS	651 512	234 178	82 531	FINLAND	1 465	854	294
FRANCE	147 433	39 493	13 866	SWITZERLAND	91 466	134 891	48 192
BELGIUM LUX	50 656	14 774	5 217	AUSTRIA	17 084	4 763	1 704
NETHERLANDS	210 815	46 474	16 416	SPAIN	629	1 312	476
ITALY	61 229	12 423	4 435	YUGOSLAVIA	3 407	3 749	1 344
UNTD KINGDOM	9 884	10 517	3 720	SOVIETUNION	491	121	47
IRELAND	6 124	7 582	2 644	POLAND	1 014	252	81
DENMARK	595	3 026	1 076	CZECHOSLOVA	1 022	247	87
GREECE	4 550	1 166	417	HUNGARY	508	131	47
NORWAY	6 489	9 025	3 207	BULGARIA	490	127	48
SWEDEN	6 078	3 770	1 340	REP S AFRICA	791	493	171
SWITZERLAND	15 250	3 186	1 128	USA	16 910	35 837	12 730
AUSTRIA	34 141	6 681	2 392				
PORTUGAL	3 835	313	113				

6 IMPORTS AND EXPORTS (SPECIAL TRADE) BY GROUPS OF THE SITC-REV. 11 AND BY COUNTRIES OF PRODUCTION AND CONSUMPTION 1984

GROUP COUNTRY	DT * 100 KG	1 000 DM	1 000 \$	GROUP COUNTRY	DT * 100 KG	1 000 DM	1 000 \$
CANADA	301	314	112	KUWAIT	421	367	131
COLOMBIA	76	288	100	BAHRAIN	118	136	49
BRAZIL	2 705	7 196	2 362	QATAR	95	125	43
ISRAEL	3 299	3 616	1 237	ARAB EMIRAT	1 470	2 144	753
SOUTH KOREA	173	188	69	OMAN	306	279	98
JAPAN	4 990	12 675	4 340	NORTH YEMEN	1 313	1 595	549
EXPORTS	2 266 239	2 374 982	841 042	PAKISTAN	15 641	22 207	8 058
FRANCE	507 410	601 633	210 468	INDIA	409	656	224
BELGIUM LUX	70 224	69 382	25 319	BANGLADESH	2 335	1 757	611
NETHERLANDS	202 534	109 515	39 587	SRJ LANKA	7 595	4 580	1 601
ITALY	145 662	110 411	39 066	BURMA	105	248	84
UNTD KINGDOM	136 361	159 307	56 931	THAILAND	23 728	20 133	7 145
IRELAND	8 249	9 271	3 388	VIETNAM	6 400	3 590	1 299
DENMARK	70 442	71 867	26 426	KAMPUCHEA	122	147	50
GREECE	21 649	21 721	7 720	INDONESIA	25 178	16 614	5 839
ICELAND	95	273	96	MALAYSIA	13 945	9 745	3 464
NORWAY	6 354	6 462	2 346	SINGAPORE	3 746	3 111	1 100
SWEDEN	24 266	28 170	10 315	PHILIPPINES	5 978	9 636	3 415
FINLAND	11 475	12 373	4 566	CHINA	5 253	13 220	4 592
SWITZERLAND	38 492	37 310	13 344	NORTH KOREA	1 839	1 046	386
AUSTRIA	47 547	34 658	12 458	SOUTH KOREA	3 787	4 550	1 598
PORTUGAL	24 377	22 914	7 977	JAPAN	51 011	42 493	15 114
SPAIN	32 702	35 846	12 706	TAIWAN	9 336	8 305	2 945
MALTA	161	245	87	HONG KONG	5 972	2 210	779
YUGOSLAVIA	9 477	12 259	4 424	AUSTRALIA	11 335	11 585	4 058
TURKEY	14 864	17 203	6 145	NEW ZEALAND	10 988	16 441	5 816
SOVIETUNION	107 276	139 280	48 356	NEW CALEDON	253	502	189
POLAND	15 805	30 765	10 938	FIJI	144	195	67
CZECHOSLOVA	13 966	18 263	6 585	FR POLYNESIA	592	1 012	345
HUNGARY	6 998	17 034	6 292	592 STARCH, INULIN, GLUTEN, ETC			
ROMANIA	5 112	6 851	2 606	IMPORTS	1 740 217	414 984	146 331
BULGARIA	6 640	9 929	3 619	FRANCE	674 676	120 164	42 487
ALBANIA	186	179	63	BELGIUM LUX	218 410	66 307	23 323
CANARY IS	275	135	47	NETHERLANDS	544 170	87 397	30 815
MOROCCO	9 936	7 653	2 678	ITALY	57 261	10 518	3 689
ALGERIA	10 185	4 873	1 643	UNTD KINGDOM	11 160	12 546	4 433
TUNISIA	2 401	3 295	1 111	IRELAND	17 058	18 863	6 575
LIBYA	2 338	3 158	1 138	DENMARK	48 993	12 251	4 321
EGYPT	24 783	37 777	13 670	SWEDEN	19 203	10 213	3 589
SUDAN	2 106	1 569	540	FINLAND	5 514	1 128	398
MALI	215	441	154	SWITZERLAND	24 748	17 259	6 096
UPPER VOLTA	83	321	116	AUSTRIA	6 844	1 998	707
NIGER	113	266	94	SPAIN	832	727	253
SENEGAL	972	934	334	YUGOSLAVIA	1 118	598	210
LIBERIA	488	266	91	POLAND	28 199	9 628	3 393
IVORY COAST	1 308	2 176	765	CZECHOSLOVA	6 941	1 038	376
GHANA	3 472	2 161	757	BULGARIA	9 544	2 902	1 031
NIGERIA	3 484	2 561	899	USA	17 256	24 927	8 833
CAMEROON	7 240	5 652	2 048	CANADA	267	108	35
GABON	2 844	1 735	610	COLOMBIA	1 984	1 574	580
CONGO	138	205	72	BRAZIL	1 801	747	271
ZAIRE	1 605	2 891	1 023	THAILAND	18 238	1 594	562
BURUNDI	382	321	110	CHINA	3 960	870	307
ANGOLA	1 588	1 362	481	JAPAN	847	1 588	558
ETHIOPIA	5 020	4 533	1 691	NEW ZEALAND	20 019	9 585	3 339
SOMALIA	115	341	123	EXPORTS	2 774 070	719 184	253 629
KENYA	23 743	12 068	4 307	FRANCE	233 695	83 691	29 637
UGANDA	432	514	186	BELGIUM LUX	115 808	66 402	24 328
TANZANIA	28 247	11 416	3 819	NETHERLANDS	286 557	60 201	21 144
MOZAMBIQUE	1 056	680	233	ITALY	199 475	60 972	21 520
MADAGASCAR	153	201	72	UNTD KINGDOM	169 940	51 989	18 189
REUNION	2 257	1 463	481	IRELAND	3 326	1 965	684
MAURITIUS	1 624	748	261	DENMARK	156 238	28 232	9 993
ZAMBIA	156	389	128	GREECE	20 540	9 463	3 319
ZIMBABWE	910	1 186	416	ICELAND	1 434	625	227
REF S AFRICA	16 168	24 069	8 563	NORWAY	19 523	6 720	2 366
USA	85 155	113 970	40 378	SWEDEN	151 550	23 585	8 283
CANADA	18 346	12 870	4 556	FINLAND	81 342	11 092	3 936
MEXICO	1 917	7 264	2 545	SWITZERLAND	408 584	42 194	14 911
GUATEMALA	16 441	15 022	5 201	AUSTRIA	131 460	29 233	10 304
HONDURAS	4 185	4 314	1 506	PORTUGAL	9 989	3 389	1 205
EL SALVADOR	10 131	10 350	3 688	SPAIN	26 157	11 003	3 887
NICARAGUA	7 787	12 003	4 203	MALTA	664	420	150
COSTA RICA	8 026	7 493	2 694	YUGOSLAVIA	39 121	13 862	4 896
PANAMA	3 695	3 547	1 294	TURKEY	6 373	1 806	611
CUBA	42 134	28 939	10 278	SOVIETUNION	30 677	10 510	3 713
DOMINIC REP	7 200	5 186	1 815	POLAND	35 003	4 951	1 772
DOMINICA	54	147	51	CZECHOSLOVA	4 845	2 992	1 054
JAMAICA	217	141	51	HUNGARY	29 281	9 018	3 143
ST LUCIA	116	287	102	ROMANIA	11 926	2 664	949
BARBADOS	356	927	325	BULGARIA	11 974	3 188	1 107
TRINIDAD TOB	1 655	2 710	963	ALBANIA	103	130	48
GRENADA	158	245	87	CANARY IS	274	136	49
COLOMBIA	11 562	17 434	6 166	MOROCCO	3 307	981	343
VENEZUELA	13 859	17 792	6 247	ALGERIA	4 349	2 104	743
SURINAME	1 937	1 853	645	TUNISIA	2 584	752	262
ECUADOR	14 942	14 051	4 948	LIBYA	3 432	719	252
PERU	6 526	8 964	3 173	EGYPT	3 425	1 710	609
BRAZIL	14 288	18 343	6 676	SUDAN	14 436	2 205	775
CHILE	10 785	13 855	4 955	SENEGAL	267	171	60
BOLIVIA	575	739	261	IVORY COAST	145	94	35
PARAGUAY	1 366	2 895	1 039	GHANA	1 300	658	233
URUGUAY	4 877	3 312	1 145	NIGERIA	23 055	4 722	1 721
ARGENTINA	13 190	16 568	5 760	CAMEROON	1 008	668	234
CYPRUS	1 326	1 326	460	CONGO	275	87	31
LEBANON	2 944	2 644	915	ZAIRE	1 325	780	273
SYRIA	7 615	10 992	3 959	RWANDA	174	131	44
IRAQ	1 080	679	243	ANGOLA	2 992	3 112	1 087
IRAN	36 074	73 981	25 137	ETHIOPIA	1 143	382	136
ISRAEL	7 841	6 783	2 410				
JORDAN	2 401	1 800	625				
SAUDI ARABIA	10 926	15 178	5 176				

6 IMPORTS AND EXPORTS (SPECIAL TRADE) BY GROUPS OF THE SITC-REV. 11 AND BY COUNTRIES OF PRODUCTION AND CONSUMPTION 1984

GROUP COUNTRY	DT = 100 KG	1 000 DM	1 000 \$	GROUP COUNTRY	DT = 100 KG	1 000 DM	1 000 \$
KENYA	1 347	649	228	HONG KONG	991	236	86
TANZANIA	6 452	511	173	AUSTRALIA	13	227	79
REUNION	366	238	84	NEW ZEALAND	213	275	94
MAURITIUS	156	289	103				
REP S AFRICA	12 510	3 845	1 331	EXPORTS	23 601 839	5 699 095	2 009 022
USA	75 756	28 324	9 979	FRANCE	3 140 616	628 035	221 964
CANADA	10 988	5 605	1 965	BELGIUM LUX	3 117 303	411 722	145 185
MEXICO	9 485	6 874	2 442	NETHERLANDS	2 669 162	370 652	130 367
GUATEMALA	730	642	223	ITALY	2 099 425	640 366	226 079
HONDURAS	76	96	34	UNITED KINGDOM	1 438 218	371 032	130 807
COSTA RICA	317	241	84	IRELAND	32 800	13 960	4 904
CUBA	1 421	594	205	DENMARK	486 259	109 379	38 668
DOMINIC REP	853	398	141	GREECE	126 046	48 401	17 014
JAMAICA	407	129	46	ICELAND	7 381	2 007	713
BARBADOS	145	84	30	NORWAY	256 218	71 793	25 242
TRINIDAD TOB	199	119	43	SWEDEN	681 195	164 955	57 969
COLOMBIA	1 113	1 374	484	FINLAND	246 309	70 263	24 780
VENEZUELA	3 024	2 263	772	SWITZERLAND	2 187 004	299 040	105 289
SURINAME	530	195	70	AUSTRIA	1 327 855	256 199	90 349
ECUADOR	667	459	167	PORTUGAL	99 065	39 222	13 868
PERU	681	591	205	SPAIN	347 726	125 813	44 506
BRAZIL	1 163	1 392	489	MALTA	3 001	1 714	596
CHILE	2 905	772	268	YUGOSLAVIA	305 440	123 218	43 292
PARAGUAY	411	183	64	TURKEY	148 504	41 387	14 574
URUGUAY	82	113	41	SOVIET UNION	205 502	94 432	33 513
ARGENTINA	368	677	234	POLAND	123 759	51 815	18 145
CYPRUS	13 047	2 036	716	CZECHOSLOVAKIA	98 647	46 451	16 349
LEBANON	8 318	1 332	462	HUNGARY	224 253	68 757	24 187
SYRIA	2 008	897	312	ROMANIA	101 322	34 591	12 206
IRAQ	13 323	4 480	1 530	BULGARIA	83 746	31 286	10 984
IRAN	24 036	5 790	2 044	ALBANIA	3 854	1 216	446
ISRAEL	8 308	3 087	1 104	CANARY IS	1 259	451	158
JORDAN	7 278	1 050	375	MOROCCO	29 841	7 173	2 514
SAUDI ARABIA	34 283	13 351	4 761	ALGERIA	68 371	17 191	6 042
KUWAIT	4 006	2 749	973	TUNISIA	27 917	5 924	2 094
BAHRAIN	1 799	379	132	LIBYA	25 754	6 700	2 330
QATAR	1 123	426	154	EGYPT	71 322	24 474	8 692
ARAB EMIRAT	8 159	2 102	764	SUDAN	2 247	952	336
OMAN	280	188	65	MAURITANIA	2 595	572	187
NORTH YEMEN	19 048	2 213	779	MALI	1 434	317	116
SOUTH YEMEN	2 900	471	166	UPPER VOLTA	373	158	57
PAKISTAN	2 718	1 189	422	NIGER	1 683	1 458	519
INDIA	390	541	191	SENEGAL	3 280	1 084	381
BANGLADESH	18 557	1 461	508	LIBERIA	1 344	585	202
SRI LANKA	1 123	182	62	IVORY COAST	13 771	3 502	1 230
BURMA	614	165	52	GHANA	1 231	478	171
THAILAND	30 694	4 094	1 432	TOGO	236	218	74
INDONESIA	14 467	3 655	1 286	BENIN	265	215	74
MALAYSIA	4 721	846	299	NIGERIA	38 872	13 835	4 817
SINGAPORE	11 041	2 569	899	CAMEROON	2 853	1 855	648
PHILIPPINES	3 232	1 265	440	CENT AFR REP	69	185	62
CHINA	2 471	1 192	448	CONGO	904	1 413	494
SOUTH KOREA	12 570	7 538	2 664	ZAIRE	10 162	3 380	1 203
JAPAN	44 058	18 361	6 496	RWANDA	212	109	39
TAIWAN	63 604	6 220	2 086	BURUNDI	2 095	419	147
HONG KONG	23 299	5 562	1 949	ANGOLA	7 031	2 690	937
AUSTRALIA	7 827	3 874	1 358	ETHIOPIA	5 288	2 021	706
NEW ZEALAND	706	355	122	SOMALIA	962	317	114
598 MISC CHEMICAL PRODS NES				KENYA	13 617	4 539	1 685
IMPORTS	15 171 394	2 648 445	931 839	UGANDA	532	107	39
FRANCE	2 194 041	342 763	120 781	TANZANIA	2 152	1 091	389
BELGIUM LUX	3 025 422	464 789	164 153	MOZAMBIQUE	442	257	85
NETHERLANDS	5 598 763	584 207	205 452	MADAGASCAR	736	757	262
ITALY	265 724	89 673	31 714	REUNION	1 336	425	154
UNITED KINGDOM	690 244	235 682	83 006	MAURITIUS	1 010	551	198
IRELAND	5 589	21 584	7 654	ZAMBIA	6 466	2 102	761
DENMARK	486 582	33 840	11 865	ZIMBABWE	8 795	2 424	853
GREECE	16 445	8 509	3 032	MALAWI	753	352	121
ICELAND	60 955	5 443	1 919	REP S AFRICA	154 366	68 880	24 384
NORWAY	98 639	12 225	4 322	USA	1 430 560	410 801	144 733
SWEDEN	274 484	48 845	17 106	CANADA	76 432	37 698	13 333
FINLAND	88 638	11 360	3 973	MEXICO	20 593	18 065	6 376
SWITZERLAND	296 081	106 855	37 766	GUATEMALA	3 768	3 314	1 151
AUSTRIA	262 632	33 060	11 688	HONDURAS	2 200	1 539	547
PORTUGAL	326 519	39 909	13 931	EL SALVADOR	4 684	1 784	629
SPAIN	73 594	15 388	5 482	NICARAGUA	518	1 584	547
YUGOSLAVIA	18 467	3 000	1 052	COSTA RICA	4 856	3 487	1 232
SOVIET UNION	275 962	1 027	352	PANAMA	955	1 005	356
POLAND	87 797	3 364	1 181	CUBA	27 571	7 395	2 688
CZECHOSLOVAKIA	21 065	3 994	1 399	HAITI	615	136	45
HUNGARY	22 990	2 454	853	DOMINIC REP	9 134	2 806	953
ROMANIA	22 787	3 598	1 251	MARTINIQUE	318	117	44
BULGARIA	3 198	564	194	JAMAICA	1 238	709	253
REP S AFRICA	2 178	1 036	364	TRINIDAD TOB	1 790	697	239
USA	540 097	437 303	153 633	NETH ANTILL	1 783	557	193
CANADA	5 490	11 819	3 966	COLOMBIA	17 641	11 267	4 001
MEXICO	13 605	2 031	736	VENEZUELA	78 405	36 306	12 792
HONDURAS	26 483	3 417	1 203	SURINAME	606	144	47
NICARAGUA	1 225	221	82	ECUADOR	5 999	5 325	1 870
VENEZUELA	2 502	241	82	PERU	14 180	9 116	3 227
BRAZIL	81 635	27 405	9 496	BRAZIL	85 313	31 528	11 057
ISRAEL	310	818	293	CHILE	25 564	15 190	5 388
ARAB EMIRAT	1 527	156	57	BOLIVIA	1 787	1 199	406
INDIA	882	383	139	PARAGUAY	918	467	159
THAILAND	30	346	121	URUGUAY	8 214	4 012	1 410
MALAYSIA	69 448	24 416	8 048	ARGENTINA	53 823	23 743	8 303
SINGAPORE	247	197	69	CYPRUS	6 719	2 623	907
CHINA	194 205	22 239	7 891	LEBANON	17 333	3 524	1 214
SOUTH KOREA	797	2 437	867	SYRIA	10 796	5 024	1 723
JAPAN	12 732	40 753	14 290	IRAQ	94 948	34 072	11 958
TAIWAN	36	186	60	IRAN	235 351	82 138	28 975
				ISRAEL	66 792	28 176	9 953
				JORDAN	7 754	3 434	1 212

6 IMPORTS AND EXPORTS (SPECIAL TRADE) BY GROUPS OF THE SITC-REV. II AND BY COUNTRIES OF PRODUCTION AND CONSUMPTION 1984

GROUP COUNTRY	DT * 100 KG	1 000 DM	1 000 \$	GROUP COUNTRY	DT * 100 KG	1 000 DM	1 000 \$
SAUDI ARABIA	132 460	43 024	15 178	606 INDUSTRIAL PLANT, CHAP 76			
KUWAIT	17 742	7 445	2 626	EXPORTS	2 225	6 666	2 463
BAHRAIN	1 872	871	292	IRAQ	2 132	6 504	2 404
QATAR	3 017	1 509	520	SAUDI ARABIA	64	107	39
ARAB EMIRAT	28 262	7 684	2 750				
OMAN	4 056	636	218	607 INDUSTRIAL PLANT, CHAP 82			
NORTH YEMEN	2 677	698	239	EXPORTS	3 013	18 615	6 639
SOUTH YEMEN	554	199	70	YUGOSLAVIA	65	1 044	336
AFGHANISTAN	3 543	792	280	TURKEY	86	2 919	1 003
PAKISTAN	34 380	12 482	4 439	SOVIETUNION	835	3 708	1 339
INDIA	84 537	35 190	12 431	LIBYA	285	272	98
BANGLADESH	3 215	1 321	462	SUDAN	100	126	45
SRI LANKA	3 444	1 315	461	MALI	752	1 569	565
BURMA	3 549	1 210	419	NIGERIA	67	280	93
THAILAND	37 566	14 071	4 960	MEXICO	95	5 767	2 081
INDONESIA	72 763	28 409	10 148	SAUDI ARABIA	35	376	142
MALAYSIA	89 619	16 701	5 821	PAKISTAN	44	528	175
SINGAPORE	90 014	32 535	11 382	BURMA	81	84	30
PHILIPPINES	20 544	9 259	3 234	THAILAND	8	112	39
CHINA	20 923	9 947	3 537	CHINA	272	1 550	596
NORTH KOREA	1 137	478	163				
SOUTH KOREA	69 369	49 121	17 356	611 LEATHER			
JAPAN	177 846	168 432	59 341	IMPORTS	340 923	1 590 346	561 926
TAIWAN	98 117	58 803	20 585	FRANCE	21 048	114 788	40 527
HONG KONG	76 197	47 307	16 651	BELGIUM LUX	8 466	37 179	13 179
AUSTRALIA	94 269	49 303	17 292	NETHERLANDS	26 145	48 923	17 219
PAPUA NEW G	60	295	104	ITALY	128 042	804 562	284 152
NEW ZEALAND	34 246	13 174	4 647	UNITD KINGDOM	8 589	47 929	16 846
FIJI	206	103	36	IRELAND	1 362	2 188	763
FR POLYNESIA	220	149	54	DENMARK	981	4 748	1 666
				NORWAY	899	2 711	967
602 INDUSTRIAL PLANT, CHAP 68				SWEDEN	9 375	32 613	11 517
EXPORTS	1 419	470	159	FINLAND	1 584	4 927	1 778
SAUDI ARABIA	399	409	138	SWITZERLAND	9 104	20 969	7 407
				AUSTRIA	16 569	81 335	28 728
603 INDUSTRIAL PLANT, CHAP 69				PORTUGAL	226	1 021	352
EXPORTS	42 652	10 082	3 408	SPAIN	4 101	47 176	16 634
TURKEY	32 668	8 094	2 691	MALTA	6	116	38
SUDAN	31	101	36	YUGOSLAVIA	12 619	34 445	12 146
IRAQ	4 917	822	298	TURKEY	29	267	88
JORDAN	2 810	562	205	POLAND	146	1 007	349
SAUDI ARABIA	2 039	304	110	HUNGARY	2 896	5 610	1 991
				ROMANIA	11	105	35
604 INDUSTRIAL PLANT, CHAP 70				NIGERIA	48	224	74
EXPORTS	338	2 012	728	ETHIOPIA	413	1 337	485
IRAQ	139	235	83	REP S AFRICA	219	3 970	1 391
SAUDI ARABIA	166	1 755	637	USA	14 173	31 212	11 002
				CANADA	1 107	1 994	714
605 INDUSTRIAL PLANT, CHAP 73				COSTA RICA	600	1 292	471
EXPORTS	444 529	563 980	199 511	COLOMBIA	1 907	4 439	1 572
FRANCE	151	251	85	FRENCH GUIAN	13	173	62
BELGIUM LUX	3 162	551	182	PERU	748	1 479	510
NETHERLANDS	275	818	296	BRAZIL	18 227	23 158	8 247
SWITZERLAND	169	134	49	BOLIVIA	20	165	61
YUGOSLAVIA	72	911	320	PARAGUAY	837	2 882	1 037
TURKEY	988	2 190	751	URUGUAY	6 185	23 512	8 532
SOVIETUNION	153 228	293 146	103 716	ARGENTINA	6 462	11 950	4 210
POLAND	307	149	48	PAKISTAN	1 250	7 091	2 519
CZECHOSLOVA	1 631	3 730	1 363	INDIA	18 833	110 697	39 261
HUNGARY	2 033	3 847	1 415	BANGLADESH	1 350	6 309	2 171
BULGARIA	368	627	229	NEPAL	839	2 448	853
ALBANIA	464	585	214	THAILAND	4 168	15 312	5 371
ALGERIA	842	375	134	INDONESIA	4 425	10 113	3 545
LIBYA	113 214	119 263	42 191	SINGAPORE	47	2 342	852
EGYPT	9 833	7 857	2 726	PHILIPPINES	52	224	81
SUDAN	839	317	111	CHINA	170	496	168
MALI	778	237	83	SOUTH KOREA	16	163	56
GUINEA	430	629	232	JAPAN	4 852	28 541	10 114
TOGO	3 946	1 217	397	TAIWAN	1 386	4 778	1 684
NIGERIA	4 676	5 460	1 924	HONG KONG	60	245	83
ZAIRE	286	121	41	AUSTRALIA	48	316	102
BOTSWANA	10 401	9 547	3 273	NEW ZEALAND	176	485	178
USA	729	1 808	599	EXPORTS	315 264	879 097	309 759
CANADA	76	152	50	FRANCE	25 007	95 146	33 603
MEXICO	206	615	228	BELGIUM LUX	5 667	36 148	12 689
PERU	508	222	79	NETHERLANDS	33 244	62 810	22 118
ARGENTINA	682	6 365	2 208	ITALY	61 054	61 216	21 632
SYRIA	2 417	3 928	1 307	UNITD KINGDOM	8 778	13 983	4 932
IRAQ	27 662	25 783	9 375	IRELAND	332	1 523	541
IRAN	5 723	5 813	2 004	DENMARK	2 448	10 548	3 776
JORDAN	2 928	2 676	926	GREECE	4 154	17 842	6 210
SAUDI ARABIA	30 031	16 910	5 803	ICELAND	155	235	84
OMAN	12 326	3 664	1 250	NORWAY	4 050	24 083	8 351
PAKISTAN	1 650	4 544	1 582	SWEDEN	4 280	14 911	5 260
INDIA	2 343	1 019	337	FINLAND	4 707	3 855	1 352
SRI LANKA	12 101	5 677	1 970	SWITZERLAND	14 278	49 856	17 658
BURMA	4 654	5 814	2 177	AUSTRIA	24 673	78 396	27 780
THAILAND	2 129	784	264	PORTUGAL	9 508	41 588	14 577
INDONESIA	2 790	4 557	1 725	SPAIN	11 891	7 699	2 736
MALAYSIA	24 150	19 343	7 017	MALTA	1 856	15 399	5 367
CHINA	501	998	365	YUGOSLAVIA	20 910	142 733	50 221
TAIWAN	2 516	1 004	345	TURKEY	785	879	300
				SOVIETUNION	510	1 324	458
				POLAND	1 084	9 881	3 455
				CZECHOSLOVA	71	328	115
				HUNGARY	6 082	40 364	14 179

6 IMPORTS AND EXPORTS (SPECIAL TRADE) BY GROUPS OF THE SITC-REV. 11 AND BY COUNTRIES OF PRODUCTION AND CONSUMPTION 1984

GROUP COUNTRY	DT * 100 KG	1 000 DM	1 000 \$	GROUP COUNTRY	DT * 100 KG	1 000 DM	1 000 \$
ROMANIA	5 475	21 598	7 611	ROMANIA	2 250	4 367	1 544
BULGARIA	2 004	600	210	BULGARIA	456	870	301
TUNISIA	2 791	11 319	3 976	ALGERIA	16	208	77
EGYPT	1 762	379	132	TUNISIA	121	539	187
NIGERIA	317	220	74	LIBYA	83	114	40
CAMEROON	461	460	169	EGYPT	13	182	63
ETHIOPIA	962	268	97	TANZANIA	201	90	33
REP S AFRICA	3 196	4 561	1 604	REP S AFRICA	702	2 560	899
LESOTHO	134	262	85	USA	3 190	10 312	3 628
CANADA	15 316	63 606	22 600	CANADA	686	1 954	698
MEXICO	1 727	4 756	1 684	PANAMA	159	240	83
VENEZUELA	18	183	59	VENEZUELA	12	173	60
SURINAME	30	279	106	CHILE	79	224	77
BRAZIL	50	232	80	URUGUAY	267	348	120
CYPRUS	218	1 000	353	ARGENTINA	13	107	36
SYRIA	377	361	126	CYPRUS	69	121	44
IRAQ	568	137	44	SYRIA	18	193	63
IRAN	110	185	64	IRAQ	1 199	2 514	866
ISRAEL	187	673	219	IRAN	66	488	181
PAKISTAN	445	946	331	ISRAEL	130	504	179
SRI LANKA	167	216	77	SAUDI ARABIA	19	141	51
THAILAND	108	1 644	573	AFGHANISTAN	1 041	590	206
MALAYSIA	384	128	45	PAKISTAN	359	667	239
SINGAPORE	183	324	113	INDIA	90	214	77
PHILIPPINES	565	1 995	706	SRI LANKA	7	123	42
SOUTH KOREA	223	1 992	706	THAILAND	26	117	40
JAPAN	1 233	1 948	680	INDONESIA	21	143	52
TAIWAN	17 129	8 728	3 043	MALAYSIA	76	180	63
HONG KONG	3 331	3 303	1 189	SINGAPORE	313	346	120
AUSTRALIA	7 638	9 524	3 324	SOUTH KOREA	120	498	176
NEW ZEALAND	1 638	5 555	1 944	JAPAN	933	3 690	1 302
	119	308	112	TAIWAN	645	1 891	664
				HONG KONG	168	650	230
				AUSTRALIA	645	1 693	594
				NEW ZEALAND	228	611	213
612 LEATHER ETC MANUFACTURES				613 FUR SKINS TANNED,DRESSED			
IMPORTS	147 622	440 387	154 807	IMPORTS	30 436	304 066	107 895
FRANCE	7 564	25 025	8 776	FRANCE	2 170	24 324	8 698
BELGIUM LUX	3 043	4 462	1 586	BELGIUM LUX	4 838	16 296	5 835
NETHERLANDS	5 971	10 008	3 550	NETHERLANDS	330	3 596	1 259
ITALY	56 717	100 618	35 478	ITALY	3 395	20 843	7 437
UNTD KINGDOM	3 261	8 255	2 867	UNTD KINGDOM	1 140	28 364	9 981
IRELAND	117	635	291	DENMARK	229	3 059	1 086
DENMARK	1 284	2 700	972	GREECE	2 150	80 815	28 721
GREECE	65	471	160	ICELAND	97	292	107
SWEDEN	57	312	107	NORWAY	100	948	333
SWITZERLAND	1 321	6 487	2 270	SWEDEN	185	2 101	749
AUSTRIA	20 430	33 534	11 824	FINLAND	297	10 410	3 686
PORTUGAL	5 803	40 986	14 432	SWITZERLAND	111	1 793	628
SPAIN	2 353	6 725	2 379	AUSTRIA	313	1 881	665
MALTA	2 057	20 801	7 291	SPAIN	3 659	37 201	13 123
YUGOSLAVIA	6 214	52 291	18 296	YUGOSLAVIA	2 525	8 413	2 985
TURKEY	76	113	39	SOVIETUNION	200	4 752	1 694
POLAND	97	382	136	POLAND	11	305	100
CZECHOSLOVA	2 224	2 365	831	CZECHOSLOVA	120	2 653	957
HUNGARY	2 200	7 969	2 790	HUNGARY	112	4 107	1 441
ROMANIA	402	2 031	717	ROMANIA	218	741	265
MOROCCO	78	226	79	BULGARIA	56	157	55
TUNISIA	1 496	17 813	6 254	REP S AFRICA	166	1 190	416
USA	415	2 392	823	USA	197	4 049	1 456
CANADA	35	189	65	CANADA	60	3 154	1 150
MEXICO	93	269	96	PERU	79	675	234
COLOMBIA	1 678	3 573	1 258	BRAZIL	667	2 176	765
BRAZIL	4 725	24 789	8 664	PARAGUAY	8	189	69
URUGUAY	851	2 980	1 041	URUGUAY	2 407	8 811	3 165
ARGENTINA	78	272	94	ARGENTINA	461	9 627	3 423
ISRAEL	59	101	36	ISRAEL	12	854	314
PAKISTAN	95	380	126	AFGHANISTAN	12	255	96
INDIA	4 973	34 813	12 258	PAKISTAN	42	136	50
SRI LANKA	1 115	480	170	CHINA	3 359	15 662	5 529
THAILAND	6 617	8 578	2 986	JAPAN	4	123	46
PHILIPPINES	75	465	163	HONG KONG	188	1 120	395
CHINA	915	450	159	AUSTRALIA	60	1 340	444
SOUTH KOREA	890	1 174	412	NEW ZEALAND	384	1 242	425
JAPAN	103	364	130				
TAIWAN	1 709	13 662	4 838				
HONG KONG	307	760	266				
AUSTRALIA	11	94	32				
EXPORTS	126 456	269 867	94 945	EXPORTS	27 316	669 841	237 505
FRANCE	13 653	41 540	14 716	FRANCE	500	10 586	3 733
BELGIUM LUX	2 272	8 278	2 904	BELGIUM LUX	3 166	2 322	827
NETHERLANDS	10 543	18 504	6 514	NETHERLANDS	164	5 065	1 753
ITALY	3 994	11 098	3 920	ITALY	852	29 080	10 356
UNTD KINGDOM	2 771	7 249	2 566	UNTD KINGDOM	1 839	81 885	28 968
IRELAND	1 848	2 484	884	IRELAND	10	731	242
DENMARK	4 928	10 125	3 562	DENMARK	270	8 653	3 104
GREECE	348	879	305	GREECE	13 388	401 079	142 100
ICELAND	58	262	90	NORWAY	30	1 630	586
NORWAY	1 311	3 607	1 258	SWEDEN	221	1 638	560
SWEDEN	1 571	5 972	2 098	FINLAND	31	1 468	533
FINLAND	1 460	3 030	1 074	SWITZERLAND	649	13 526	4 837
SWITZERLAND	8 273	24 694	8 646	AUSTRIA	1 064	18 319	6 522
AUSTRIA	20 389	41 481	14 640	PORTUGAL	60	231	79
PORTUGAL	5 219	4 285	1 491	SPAIN	355	12 852	4 603
SPAIN	615	1 469	516	ANDORRA	1	134	49
MALTA	1 323	2 339	807	MALTA	87	3 624	1 316
YUGOSLAVIA	9 619	16 330	5 765	YUGOSLAVIA	491	5 050	1 807
TURKEY	402	1 369	483	TURKEY	38	2 290	801
SOVIETUNION	6 515	11 646	4 004	POLAND	289	686	238
POLAND	4 954	4 601	1 608	CZECHOSLOVA	43	1 169	417
CZECHOSLOVA	1 483	1 257	441	HUNGARY	109	2 087	752
HUNGARY	8 161	8 479	2 985	ROMANIA	14	184	63
				TUNISIA	98	3 761	1 345

6 IMPORTS AND EXPORTS (SPECIAL TRADE) BY GROUPS OF THE SITC-REV. II AND BY COUNTRIES OF PRODUCTION AND CONSUMPTION 1984

GROUP COUNTRY	DT = 100 KG	1 000 DM	1 000 \$	GROUP COUNTRY	DT = 100 KG	1 000 DM	1 000 \$
REP S AFRICA	49	2 597	938	GUATEMALA	157	140	51
USA	225	9 788	3 431	COSTA RICA	180	180	63
CANADA	64	2 739	987	TRINIDAD TOB	91	112	38
BERMUDA	2	256	97	COLOMBIA	179	289	97
DOMINIC REP	1	124	42	VENEZUELA	973	650	228
BRAZIL	128	307	111	ECUADOR	357	400	139
PARAGUAY	12	643	237	PERU	475	735	254
ARGENTINA	11	712	258	BRAZIL	5 445	3 158	1 088
ISRAEL	45	1 336	473	CHILE	1 700	1 336	469
MALAYSIA	55	689	239	URUGUAY	96	140	47
SOUTH KOREA	2 398	8 534	3 022	ARGENTINA	906	1 205	411
JAPAN	66	4 558	1 647	CYPRUS	769	409	142
HONG KONG	376	28 853	10 195	LEBANON	2 437	1 086	376
AUSTRALIA	6	296	106	SYRIA	2 314	1 162	406
				IRAQ	6 810	4 249	1 489
				IRAN	3 878	3 653	1 269
				ISRAEL	12 162	5 254	1 851
				JORDAN	1 234	1 011	350
				SAUDI ARABIA	10 797	8 374	2 960
				KUWAIT	1 654	1 470	514
				BAHRAIN	578	481	168
				QATAR	203	255	90
				ARAB EMIRAT	1 335	1 318	462
				OMAN	585	642	226
				PAKISTAN	2 350	2 098	718
				INDIA	901	1 377	478
				THAILAND	680	883	318
				INDONESIA	1 956	2 286	814
				MALAYSIA	1 595	1 583	553
				SINGAPORE	2 960	2 783	976
				PHILIPPINES	920	1 204	426
				CHINA	366	842	298
				SOUTH KOREA	1 310	2 142	751
				JAPAN	4 474	4 396	1 545
				TAIWAN	314	748	260
				HONG KONG	7 907	3 672	1 283
				AUSTRALIA	4 460	4 908	1 734
				NEW ZEALAND	876	509	185
621 MATERIALS OF RUBBER				625 RUBBER TYRES, TUBES			
IMPORTS	947 839	566 954	200 008	IMPORTS	3 187 315	2 048 068	721 377
FRANCE	214 701	121 778	43 156	FRANCE	1 020 406	675 603	237 640
BELGIUM LUX	173 701	85 233	30 019	BELGIUM LUX	363 066	236 574	83 228
NETHERLANDS	50 207	26 116	9 160	NETHERLANDS	318 868	204 431	72 137
ITALY	126 837	92 384	32 593	ITALY	261 080	212 391	74 664
UNTD KINGDOM	53 161	47 229	16 684	UNTD KINGDOM	273 951	183 029	64 485
IRELAND	18 552	19 898	6 983	IRELAND	27 372	18 496	6 544
DENMARK	9 925	6 540	2 293	DENMARK	26 756	5 279	1 872
NORWAY	637	495	173	GREECE	3 840	2 315	797
SWEDEN	20 296	13 178	4 649	NORWAY	14 456	9 718	3 344
SWITZERLAND	17 323	15 575	5 495	SWEDEN	38 523	27 746	9 650
AUSTRIA	148 186	59 847	21 031	FINLAND	4 652	3 006	1 026
PORTUGAL	573	398	136	SWITZERLAND	87 508	20 136	7 057
SPAIN	8 970	4 764	1 688	AUSTRIA	188 876	110 122	38 664
YUGOSLAVIA	25 341	7 718	2 726	PORTUGAL	1 834	1 125	396
TURKEY	223	203	70	SPAIN	107 595	80 674	28 469
SOVIETUNION	5 757	651	225	MALTA	128	145	56
POLAND	9 760	1 803	631	YUGOSLAVIA	52 397	23 588	8 374
CZECHOSLOVA	12 626	2 325	829	TURKEY	2 614	1 366	483
HUNGARY	2 430	694	238	SOVIETUNION	628	230	80
ROMANIA	14 022	2 825	995	POLAND	3 563	1 409	503
CAMEROON	640	178	66	CZECHOSLOVA	14 344	4 282	1 517
USA	15 238	26 393	9 251	HUNGARY	17 699	4 872	1 715
CANADA	179	464	161	ROMANIA	17 975	5 932	2 102
BRAZIL	36	91	33	MOROCCO	375	130	49
ISRAEL	7 219	3 994	1 425	USA	25 062	27 282	9 591
SRI LANKA	1 459	458	166	CANADA	814	817	296
THAILAND	766	236	86	BRAZIL	811	640	210
MALAYSIA	2 733	1 537	545	CYPRUS	212	139	48
CHINA	11	99	34	ISRAEL	31 760	15 974	5 666
JAPAN	5 685	22 983	8 166	THAILAND	867	436	155
TAIWAN	504	340	122	MALAYSIA	1 860	868	309
HONG KONG	59	287	98	SINGAPORE	45	151	58
EXPORTS	1 470 150	883 942	311 347	CHINA	980	589	203
FRANCE	240 379	131 318	46 337	SOUTH KOREA	64 727	36 734	13 138
BELGIUM LUX	336 212	135 061	47 784	JAPAN	179 229	113 090	40 129
NETHERLANDS	239 554	118 833	41 832	TAIWAN	30 401	16 351	6 582
ITALY	59 078	45 429	16 013	AUSTRALIA	123	119	43
UNTD KINGDOM	66 226	57 825	20 401	EXPORTS	3 234 623	2 109 131	743 260
IRELAND	16 461	7 175	2 478	FRANCE	644 265	370 004	130 692
DENMARK	25 478	21 162	7 460	BELGIUM LUX	388 324	243 212	85 730
GREECE	9 035	7 942	2 771	NETHERLANDS	255 559	164 130	57 657
ICELAND	5 064	3 287	1 154	ITALY	265 454	161 695	56 900
NORWAY	12 719	11 250	3 931	UNTD KINGDOM	269 991	170 668	60 550
SWEDEN	29 637	36 922	12 877	IRELAND	4 119	1 516	540
FINLAND	13 752	10 540	3 680	DENMARK	76 343	48 251	16 993
SWITZERLAND	73 135	41 714	14 685	GREECE	30 519	19 025	6 682
AUSTRIA	119 236	64 615	22 702	ICELAND	3 747	1 382	480
PORTUGAL	3 019	3 507	1 246	NORWAY	48 359	35 588	12 494
SPAIN	13 576	15 604	5 536	SWEDEN	139 137	93 605	33 103
MALTA	192	140	50	FINLAND	30 242	21 591	7 638
YUGOSLAVIA	11 181	9 466	3 332	SWITZERLAND	171 372	133 997	47 126
TURKEY	1 949	3 303	1 181	AUSTRIA	182 050	106 815	37 670
SOVIETUNION	6 336	7 041	2 466	PORTUGAL	12 454	10 033	3 509
POLAND	6 956	5 797	2 040	SPAIN	27 204	17 437	6 078
CZECHOSLOVA	1 482	2 349	826	ANDORRA	100	86	30
HUNGARY	8 524	6 637	2 329	MALTA	2 814	2 048	719
ROMANIA	1 300	675	245	YUGOSLAVIA	14 923	12 713	4 413
BULGARIA	1 626	2 294	792	TURKEY	11 812	9 202	3 296
CANARY IS	126	103	35	SOVIETUNION	437	338	116
MOROCCO	1 039	1 258	444				
ALGERIA	1 781	1 608	569				
TUNISIA	1 276	717	258				
LIBYA	765	1 126	408				
EGYPT	1 517	2 779	970				
SUDAN	205	156	54				
SENEGAL	492	375	129				
LIBERIA	440	439	164				
NIGERIA	1 582	995	354				
CAMEROON	453	306	104				
GABON	197	186	64				
ZAIRE	201	276	94				
ANGOLA	218	190	67				
ETHIOPIA	5 664	1 673	602				
SOMALIA	153	154	54				
KENYA	708	714	254				
TANZANIA	298	284	98				
MADAGASCAR	189	318	110				
MAURITIUS	794	222	75				
ZAMBIA	46	133	44				
REP S AFRICA	8 791	9 543	3 352				
USA	43 613	34 110	11 991				
CANADA	8 767	5 672	2 018				
MEXICO	721	1 902	682				

6 IMPORTS AND EXPORTS (SPECIAL TRADE) BY GROUPS OF THE SITC-REV. II AND BY COUNTRIES OF PRODUCTION AND CONSUMPTION 1984

GROUP COUNTRY	DT = 100 KG	1 000 DM	1 000 \$	GROUP COUNTRY	DT = 100 KG	1 000 DM	1 000 \$
POLAND	35 092	20 747	7 252	FINLAND	64	398	138
CZECHOSLOVAKIA	1 046	957	338	SWITZERLAND	6 543	29 312	10 331
HUNGARY	13 863	4 734	1 638	AUSTRIA	24 045	26 704	9 374
ROMANIA	129	208	75	PORTUGAL	492	583	210
BULGARIA	9 567	6 109	2 132	SPAIN	8 664	13 579	4 819
CANARY IS	2 237	1 879	654	MALTA	453	7 220	2 533
MOROCCO	606	497	167	YUGOSLAVIA	35 519	13 033	4 594
ALGERIA	7 154	4 993	1 740	TURKEY	398	195	68
TUNISIA	1 979	1 536	518	CZECHOSLOVAKIA	4 509	2 223	792
LIBYA	24 366	18 072	6 561	HUNGARY	8 634	2 444	860
EGYPT	7 844	6 089	2 143	ROMANIA	5 890	1 731	604
SUDAN	652	558	203	USA	11 528	75 711	26 682
MAURITANIA	444	252	91	CANADA	927	4 767	1 673
MALI	1 175	602	203	MEXICO	13	89	32
SENEGAL	2 228	681	233	BRAZIL	1 195	5 906	2 084
GAMBIA	164	85	30	ISRAEL	4 769	3 142	1 110
GUINEA	552	326	112	INDIA	3 397	1 729	623
SIERRA LEONE	1 387	416	148	SRI LANKA	4 617	1 426	511
LIBERIA	1 093	773	277	THAILAND	7 370	2 520	900
IVORY COAST	1 470	1 177	411	MALAYSIA	4 956	2 390	842
GHANA	3 877	1 857	645	SINGAPORE	341	801	282
TOGO	2 003	271	94	CHINA	625	321	112
BENIN	8 838	888	299	SOUTH KOREA	3 704	5 360	1 897
NIGERIA	6 989	6 069	2 051	JAPAN	6 644	40 497	14 274
CAMEROON	7 017	1 270	443	TAIWAN	5 650	5 094	1 813
CENT AFR REP	176	174	63	HONG KONG	271	453	161
ZAIRE	666	633	228	AUSTRALIA	18	140	49
BURUNDI	977	1 008	346	EXPORTS	511 998	1 042 782	367 236
ANGOLA	1 044	1 044	362	FRANCE	44 375	110 389	39 034
ETHIOPIA	288	401	145	BELGIUM LUX	56 294	87 168	30 523
KENYA	619	700	250	NETHERLANDS	42 015	73 267	25 810
UGANDA	1 274	1 020	363	ITALY	19 899	57 878	20 380
TANZANIA	1 104	1 044	366	UNITED KINGDOM	42 895	85 522	30 223
MADAGASCAR	1 242	1 047	355	IRELAND	3 023	3 716	1 349
REUNION	595	512	180	DENMARK	10 578	26 396	9 300
MAURITIUS	857	223	77	GREECE	4 631	9 760	3 436
MALAWI	119	96	33	ICELAND	436	658	229
REP S AFRICA	10 748	9 483	3 371	NORWAY	5 949	12 468	4 382
USA	217 799	198 163	69 650	SWEDEN	22 731	51 097	18 002
CANADA	20 782	15 475	5 405	FINLAND	6 560	13 645	4 797
MEXICO	5 792	3 556	1 259	SWITZERLAND	20 928	44 336	15 610
GUATEMALA	114	100	36	AUSTRIA	40 917	69 639	24 553
HONDURAS	2 220	793	265	PORTUGAL	1 927	6 974	2 447
PANAMA	542	141	49	SPAIN	17 132	38 164	13 438
CUBA	1 744	1 254	451	MALTA	140	546	190
DOMINIC REP	1 916	320	111	YUGOSLAVIA	3 135	14 128	4 940
GUADELOUPE	2 750	2 115	741	TURKEY	992	3 005	1 058
MARTINIQUE	2 611	2 015	712	SOVIET UNION	13 735	20 718	7 404
ST LUCIA	138	100	35	POLAND	21 913	22 577	7 853
BARBADOS	223	196	67	CZECHOSLOVAKIA	697	3 767	1 314
TRINIDAD TOB	312	223	78	HUNGARY	5 000	11 173	3 924
COLOMBIA	88	85	30	ROMANIA	343	2 339	826
FRENCH GUIAN	231	193	69	BULGARIA	1 172	2 537	889
ECUADOR	221	190	69	CANARY IS	264	522	175
PERU	417	357	122	MOROCCO	1 811	2 343	858
BRAZIL	1 889	1 240	406	ALGERIA	1 142	2 710	948
CHILE	1 634	1 122	399	TUNISIA	724	1 070	372
PARAGUAY	1 182	160	54	LIBYA	1 937	4 548	1 638
URUGUAY	621	544	191	EGYPT	2 250	6 451	2 249
ARGENTINA	2 152	1 150	388	SUDAN	305	625	215
CYPRUS	1 869	1 264	440	MAURITANIA	318	390	141
LEBANON	13 633	2 612	902	MALI	60	191	67
SYRIA	897	614	226	UPPER VOLTA	15	123	41
IRAQ	13 155	12 506	4 456	SENEGAL	41	110	40
IRAN	14 573	12 996	4 671	LIBERIA	2 900	3 214	1 133
ISRAEL	8 826	6 721	2 344	IVORY COAST	128	345	120
JORDAN	14 112	5 878	2 070	GHANA	156	254	88
SAUDI ARABIA	35 882	26 209	9 175	TOGO	40	114	41
KUWAIT	3 119	2 226	790	NIGERIA	1 048	1 526	524
BAHRAIN	1 319	1 183	423	CAMEROON	107	388	137
QATAR	2 070	1 332	466	GABON	229	394	139
ARAB EMIRAT	5 228	3 941	1 411	ZAIRE	143	422	148
OMAN	3 616	2 366	838	ANGOLA	92	384	128
NORTH YEMEN	139	106	37	ETHIOPIA	165	455	159
AFGHANISTAN	321	119	42	KENYA	499	1 324	463
PAKISTAN	1 473	468	171	UGANDA	56	118	40
INDIA	437	247	86	TANZANIA	81	243	86
THAILAND	757	1 002	350	MOZAMBIQUE	131	403	146
INDONESIA	158	221	82	MADAGASCAR	49	250	82
MALAYSIA	844	773	274	REUNION	51	100	37
SINGAPORE	2 302	2 217	778	MAURITIUS	28	110	38
CHINA	68	101	35	ZAMBIA	5 287	4 259	1 516
SOUTH KOREA	1 675	1 321	470	ZIMBABWE	211	381	130
JAPAN	65 350	45 163	15 988	REP S AFRICA	11 695	23 001	8 133
TAIWAN	1 074	898	309	USA	23 262	64 232	22 578
HONG KONG	2 362	1 668	584	CANADA	1 813	4 465	1 581
AUSTRALIA	26 693	18 869	6 546	MEXICO	331	1 221	430
NEW ZEALAND	2 526	2 358	831	GUATEMALA	167	565	199
NEW CALEDON	470	395	140	HONDURAS	86	220	78
FR POLYNESIA	1 309	1 004	353	EL SALVADOR	187	567	202
628 RUBBER ARTICLES NES				NICARAGUA	145	361	127
IMPORTS	407 372	697 796	246 115	COSTA RICA	192	879	322
FRANCE	81 667	142 707	50 415	PANAMA	36	183	66
BELGIUM LUX	20 023	38 129	13 477	CUBA	136	375	132
NETHERLANDS	37 503	47 295	16 640	DOMINIC REP	203	500	175
ITALY	68 530	123 847	43 635	TRINIDAD TOB	77	251	82
UNITED KINGDOM	20 264	49 450	17 461	NETH ANTILL	30	189	65
IRELAND	9 732	18 573	6 553	COLOMBIA	189	765	272
DENMARK	6 059	12 853	4 524	VENEZUELA	2 141	4 766	1 662
NORWAY	2 459	1 683	605	SURINAME	71	137	51
SWEDEN	9 318	15 168	5 322	ECUADOR	383	1 277	456
				PERU	910	1 908	663

6 IMPORTS AND EXPORTS (SPECIAL TRADE) BY GROUPS OF THE SITC-REV. II AND BY COUNTRIES OF PRODUCTION AND CONSUMPTION 1984

GROUP COUNTRY	DT * 100 KG	1 000 DM	1 000 \$	GROUP COUNTRY	DT * 100 KG	1 000 DM	1 000 \$
BRAZIL	213	2 713	955	TURKEY	5 300	444	149
CHILE	1 189	3 189	1 157	SOVIETUNION	147 825	11 509	4 076
BOLIVIA	36	120	41	POLAND	105 798	6 231	2 210
PARAGUAY	161	324	114	CZECHOSLOVA	622 410	24 552	8 626
URUGUAY	436	1 067	376	HUNGARY	16 191	1 070	377
ARGENTINA	1 463	6 201	2 190	ROMANIA	105 675	6 338	2 255
CYPRUS	232	517	179	IVORY COAST	125 719	22 420	7 855
LEBANON	656	1 017	355	GHANA	16 035	3 300	1 153
SYRIA	2 331	2 217	784	CAMEROON	4 451	886	323
IRAQ	4 418	8 479	3 016	CENT AFR REP	4 445	610	221
IRAN	11 394	20 404	7 188	EQUAT GUINEA	8 741	1 455	507
ISRAEL	1 511	4 160	1 460	GABON	22 939	5 123	1 796
JORDAN	831	1 428	492	CONGO	51 835	11 810	4 118
SAUDI ARABIA	6 202	12 296	4 332	ZAIRE	27 600	6 852	2 427
KUWAIT	1 156	2 028	711	REP S AFRICA	5 165	1 569	554
BAHRAIN	138	299	106	USA	554 485	167 837	59 993
QATAR	86	255	90	CANADA	337 473	62 781	22 514
ARAB EMIRAT	781	1 823	637	PANAMA	1 195	279	93
OMAN	366	521	178	ECUADOR	607	535	180
NORTH YEMEN	90	183	66	BRAZIL	165 288	56 120	19 800
PAKISTAN	405	1 246	446	CHILE	187	124	46
INDIA	12 622	13 321	4 588	INDIA	1 763	2 752	975
BANGLADESH	40	140	50	THAILAND	1 015	1 131	392
SRI LANKA	302	367	126	INDONESIA	101 702	18 120	6 527
THAILAND	1 350	2 937	1 047	MALAYSIA	92 634	16 551	5 911
INDONESIA	1 045	2 936	1 051	SINGAPORE	46 498	12 015	4 272
MALAYSIA	919	2 122	742	PHILIPPINES	59 844	9 855	3 506
SINGAPORE	1 761	6 657	2 336	SOUTH KOREA	14 434	3 326	1 194
PHILIPPINES	304	722	256	JAPAN	942	970	340
CHINA	745	1 000	363	TAIWAN	58 031	16 438	5 831
SOUTH KOREA	301	1 231	433	HONG KONG	692	147	52
JAPAN	1 417	11 102	3 882	AUSTRALIA	229	244	89
TAIWAN	256	1 138	400	NEW ZEALAND	2 637	278	99
HONG KONG	633	1 712	600				
AUSTRALIA	5 066	12 037	4 222	EXPORTS	7 149 875	890 605	314 017
PAPUA NEW G	53	185	63				
NEW ZEALAND	961	2 063	722	FRANCE	1 045 429	87 347	30 843
				BELGIUM LUX	356 507	51 675	18 224
633 CORK MANUFACTURES				NETHERLANDS	1 283 628	124 713	44 104
IMPORTS	130 026	104 248	37 033	ITALY	687 391	57 921	20 414
FRANCE	2 344	3 178	1 116	UNTD KINGDOM	1 556 158	161 433	56 820
NETHERLANDS	1 602	866	304	IRELAND	72 169	9 499	3 384
ITALY	911	1 102	392	DENMARK	707 516	81 118	28 549
UNTD KINGDOM	1 640	1 734	612	GREECE	22 424	6 566	2 303
DENMARK	838	390	134	ICELAND	2 489	1 119	398
SWEDEN	2 284	1 700	604	NORWAY	35 709	11 214	3 942
PORTUGAL	92 990	82 800	29 457	SWEDEN	133 242	29 115	10 244
SPAIN	10 836	7 025	2 485	FINLAND	14 648	8 581	3 041
MOROCCO	8 320	1 455	512	SWITZERLAND	478 010	75 938	26 786
TUNISIA	4 885	766	271	AUSTRIA	434 889	78 965	27 953
USA	95	247	87	PORTUGAL	1 949	909	315
CHINA	46	101	37	SPAIN	28 994	6 390	2 255
SOUTH KOREA	2 354	2 149	760	MALTA	1 114	252	90
JAPAN	64	330	119	YUGOSLAVIA	23 394	7 404	2 613
HONG KONG	280	134	50	TURKEY	4 235	1 760	646
EXPORTS	16 242	25 331	8 917	SOVIETUNION	14 921	4 961	1 675
FRANCE	2 174	2 946	1 039	CZECHOSLOVA	14 870	2 430	881
BELGIUM LUX	758	1 166	412	HUNGARY	2 978	828	291
NETHERLANDS	1 172	1 299	453	ROMANIA	2 180	1 460	500
ITALY	642	1 406	493	CANARY IS	258	276	98
UNTD KINGDOM	917	2 028	716	MOROCCO	862	269	94
DENMARK	1 246	1 011	359	ALGERIA	11 484	2 477	867
NORWAY	122	104	38	TUNISIA	1 136	316	111
SWEDEN	359	681	238	LIBYA	5 928	1 551	542
FINLAND	117	237	85	EGYPT	15 587	6 227	2 219
SWITZERLAND	1 820	2 215	781	SUDAN	805	225	76
AUSTRIA	2 379	2 609	921	MALI	513	138	48
PORTUGAL	356	375	135	SENEGAL	605	172	65
SPAIN	89	255	91	LIBERIA	344	110	40
HUNGARY	220	546	193	NIGERIA	2 671	499	171
REP S AFRICA	236	991	349	SOMALIA	1 604	217	77
USA	640	2 539	885	TANZANIA	439	100	33
CANADA	195	583	206	ZIMBABWE	907	497	174
IRAQ	1 074	693	241	REP S AFRICA	21 682	3 642	1 285
THAILAND	271	277	102	USA	38 387	22 993	8 101
SINGAPORE	282	284	101	CANADA	5 228	1 896	655
PHILIPPINES	147	151	56	MEXICO	314	232	81
AUSTRALIA	443	1 901	669	VENEZUELA	1 419	530	180
NEW ZEALAND	61	236	88	BRAZIL	226	124	44
				ARGENTINA	446	179	62
634 VENEERS, PLYWOOD, ETC				CYPRUS	2 961	1 152	407
IMPORTS	10 083 159	1 357 898	481 407	LEBANON	1 175	412	140
FRANCE	1 224 231	161 069	57 107	SYRIA	2 457	1 641	595
BELGIUM LUX	1 456 856	120 854	42 678	IRAQ	22 801	5 571	1 934
NETHERLANDS	128 849	27 193	9 626	IRAN	1 266	359	126
ITALY	456 157	140 600	49 813	ISRAEL	3 977	1 659	582
UNTD KINGDOM	20 040	5 711	2 029	JORDAN	430	194	68
IRELAND	3 247	4 109	1 459	SAUDI ARABIA	13 786	3 420	1 225
DENMARK	104 329	21 036	7 479	KUWAIT	1 035	503	170
GREECE	9 799	1 913	681	BAHRAIN	4 454	359	124
NORWAY	3 723	302	107	ARAB EMIRAT	4 249	427	150
SWEDEN	109 911	12 605	4 451	SOUTH YEMEN	514	212	72
FINLAND	652 095	156 743	55 632	PAKISTAN	991	548	197
SWITZERLAND	833 572	69 637	24 590	INDIA	593	315	114
AUSTRIA	2 200 411	141 554	49 876	SRI LANKA	1 497	375	132
PORTUGAL	17 704	2 040	726	THAILAND	902	303	106
SPAIN	12 102	4 591	1 612	INDONESIA	619	520	192
YUGOSLAVIA	139 347	14 014	4 993	MALAYSIA	719	153	54
				SINGAPORE	10 046	4 610	1 539
				CHINA	1 710	104	36
				SOUTH KOREA	14 558	4 205	1 474
				JAPAN	7 919	2 800	1 007
				TAIWAN	4 092	1 822	642
				HONG KONG	1 516	301	105

6 IMPORTS AND EXPORTS (SPECIAL TRADE) BY GROUPS OF THE SITC-REV. II AND BY COUNTRIES OF PRODUCTION AND CONSUMPTION 1984

GROUP COUNTRY	DT = 100 KG	1 000 DM	1 000 \$	GROUP COUNTRY	DT = 100 KG	1 000 DM	1 000 \$
MACAO	783	95	33	CANADA	3 595	2 136	733
AUSTRALIA	4 848	2 712	957	MEXICO	464	197	69
NEW ZEALAND	1 275	920	321	GUATEMALA	49	97	34
635 WOOD MANUFACTURES NES				CUBA	175	287	108
IMPORTS	4 074 749	1 018 229	358 955	JAMAICA	175	91	35
FRANCE	155 473	44 035	15 489	NETH ANTILL	77	98	31
BELGIUM LUX	92 558	38 632	13 550	VENEZUELA	77	115	39
NETHERLANDS	378 851	96 581	33 941	ECUADOR	50	123	41
ITALY	185 883	150 406	52 986	BRAZIL	42	531	178
UNITED KINGDOM	19 014	6 638	2 351	CHILE	79	128	47
IRELAND	2 615	1 649	590	CYPRUS	115	87	31
DENMARK	523 535	156 447	55 314	LEBANON	951	415	144
GREECE	1 287	684	241	SYRIA	780	315	106
NORWAY	17 762	6 901	2 457	IRAQ	11 787	5 409	1 902
SWEDEN	269 604	83 727	29 591	IRAN	2 325	1 380	495
FINLAND	126 221	36 497	12 921	ISRAEL	14 604	2 397	852
SWITZERLAND	24 089	17 601	6 169	JORDAN	2 322	2 255	815
AUSTRIA	408 328	132 759	46 836	SAUDI ARABIA	37 396	22 242	7 818
PORTUGAL	45 261	5 183	1 811	KUWAIT	7 487	9 755	3 348
SPAIN	12 940	10 233	3 602	BAHRAIN	852	397	141
YUGOSLAVIA	137 909	33 405	11 826	QATAR	166	128	45
TURKEY	438	190	69	ARAB EMIRAT	3 159	3 168	1 112
SOVIET UNION	3 139	928	323	OMAN	3 520	1 436	512
POLAND	131 591	8 889	3 113	NORTH YEMEN	1 594	887	326
CZECHOSLOVAKIA	806 371	32 235	11 356	INDIA	314	122	41
HUNGARY	376 444	22 327	7 785	SRI LANKA	420	148	51
ROMANIA	85 897	18 447	6 462	THAILAND	218	128	42
BULGARIA	1 665	281	100	INDONESIA	753	458	161
IVORY COAST	2 144	415	147	MALAYSIA	932	325	113
CAMEROON	1 704	142	53	SINGAPORE	2 347	1 276	447
KENYA	801	179	65	PHILIPPINES	90	132	46
MOZAMBIQUE	1 761	452	157	CHINA	60	130	46
REP S AFRICA	8 720	3 132	1 106	SOUTH KOREA	281	265	90
USA	6 855	5 000	1 777	JAPAN	2 588	2 607	911
CANADA	21 351	7 244	2 567	TAIWAN	640	193	66
COSTA RICA	630	167	59	HONG KONG	2 322	808	278
PERU	421	236	83	AUSTRALIA	3 005	2 115	752
BRAZIL	42 742	11 226	4 003	NEW ZEALAND	145	173	58
ISRAEL	166	226	76	FR POLYNESIA	88	99	35
INDIA	1 462	1 694	587	641 PAPER AND PAPERBOARD			
SRI LANKA	145	316	108	IMPORTS	45 736 526	6 856 293	2 418 500
NEPAL	33	147	53	FRANCE	5 045 782	881 452	310 687
BHUTAN	920	260	90	BELGIUM LUX	1 682 867	455 760	160 684
THAILAND	28 412	12 925	4 549	NETHERLANDS	3 384 211	542 803	191 320
INDONESIA	3 736	964	339	ITALY	2 562 999	487 053	171 637
MALAYSIA	36 717	7 466	2 655	UNITED KINGDOM	686 738	199 164	70 298
SINGAPORE	58 923	14 568	5 189	IRELAND	54 672	13 141	4 634
PHILIPPINES	6 421	4 674	1 649	DENMARK	492 294	64 529	22 724
CHINA	5 060	3 758	1 313	NORWAY	1 875 870	218 037	77 197
SOUTH KOREA	2 578	2 575	907	SWEDEN	9 938 292	1 366 347	481 535
JAPAN	1 859	2 360	819	FINLAND	8 342 494	1 115 611	394 134
TAIWAN	30 798	30 979	10 863	SWITZERLAND	1 480 967	204 983	72 281
HONG KONG	2 017	1 651	586	AUSTRIA	3 916 782	554 840	195 463
PAPUA NEW G	16	102	34	PORTUGAL	210 388	23 746	8 345
EXPORTS	2 168 875	682 222	240 059	SPAIN	360 950	49 463	17 539
FRANCE	246 850	62 638	22 092	YUGOSLAVIA	521 878	52 965	18 691
BELGIUM LUX	293 207	73 247	25 786	SOVIET UNION	380 199	28 137	9 968
NETHERLANDS	391 963	80 893	28 538	POLAND	272 818	22 683	8 013
ITALY	83 509	20 441	7 206	CZECHOSLOVAKIA	601 553	46 691	16 593
UNITED KINGDOM	60 871	24 564	8 620	HUNGARY	5 041	299	106
IRELAND	5 368	1 769	617	ROMANIA	283 657	32 440	11 362
DENMARK	83 801	13 364	4 679	BULGARIA	9 429	953	326
GREECE	4 570	2 594	926	REP S AFRICA	56 505	5 362	1 889
ICELAND	789	568	196	USA	1 421 924	204 523	71 959
NORWAY	14 392	6 795	2 388	CANADA	1 235 355	143 209	50 764
SWEDEN	14 282	6 496	2 272	COLOMBIA	404	88	30
FINLAND	32 808	12 604	4 424	BRAZIL	795 380	85 332	30 268
SWITZERLAND	550 166	161 616	56 876	CHILE	1 612	249	83
AUSTRIA	168 413	83 737	29 357	URUGUAY	996	134	48
PORTUGAL	392	353	125	ARGENTINA	30 667	1 850	657
SPAIN	10 862	4 744	1 686	ISRAEL	187	135	47
ANDORRA	148	94	32	SOUTH KOREA	141	222	78
MALTA	416	146	50	JAPAN	81 592	53 607	19 071
YUGOSLAVIA	3 938	876	311	TAIWAN	205	223	80
TURKEY	1 838	456	159	EXPORTS	30 362 161	6 065 421	2 131 491
SOVIET UNION	2 612	2 259	746	FRANCE	7 514 916	1 277 967	449 769
CZECHOSLOVAKIA	1 172	393	133	BELGIUM LUX	3 199 741	548 230	193 075
HUNGARY	810	532	183	NETHERLANDS	4 388 060	742 916	261 588
ROMANIA	511	90	32	ITALY	2 727 546	524 060	184 209
BULGARIA	106	164	56	UNITED KINGDOM	3 204 545	682 416	239 500
CANARY IS	402	294	97	IRELAND	137 258	28 578	10 047
MOROCCO	493	202	68	DENMARK	692 917	126 128	44 216
ALGERIA	30 598	19 563	7 060	GREECE	136 761	34 733	12 233
TUNISIA	1 293	405	141	ICELAND	12 787	3 250	1 131
LIBYA	14 832	3 557	1 292	NORWAY	143 923	36 132	12 692
EGYPT	3 498	1 756	644	SWEDEN	347 678	92 782	32 496
SUDAN	135	89	31	FINLAND	96 936	32 904	11 502
MALI	598	116	42	SWITZERLAND	1 064 872	272 135	95 699
GUINEA	5 430	442	148	AUSTRIA	1 312 970	288 130	101 565
NIGERIA	298	278	96	PORTUGAL	38 653	15 954	5 689
ZAIRE	90	215	80	SPAIN	503 579	109 532	38 619
BURUNDI	735	317	113	MALTA	4 691	1 019	348
ANGOLA	236	171	62	YUGOSLAVIA	94 467	41 309	14 488
ETHIOPIA	177	214	74	TURKEY	27 705	14 497	5 195
SOMALIA	3 743	1 661	569	SOVIET UNION	400 019	115 200	40 462
TANZANIA	153	112	39	POLAND	42 499	15 952	5 558
MALAWI	83	115	40	CZECHOSLOVAKIA	48 665	13 363	4 643
REP S AFRICA	3 366	1 767	616	HUNGARY	211 448	53 060	18 554
USA	20 315	25 017	8 764	ROMANIA	4 459	1 924	665

6 IMPORTS AND EXPORTS (SPECIAL TRADE) BY GROUPS OF THE SITC-REV. 11 AND BY COUNTRIES OF PRODUCTION AND CONSUMPTION 1984

GROUP COUNTRY	DT * 100 KG	1 000 DM	1 000 \$	GROUP COUNTRY	DT * 100 KG	1 000 DM	1 000 \$
BULGARIA	41 242	11 084	3 897	GREECE	5 292	1 334	466
ALBANIA	1 446	511	183	NORWAY	40 976	10 630	3 745
CANARY IS	3 653	1 089	380	SWEDEN	372 281	85 741	30 063
MOROCCO	15 946	2 838	1 010	FINLAND	143 321	26 137	9 220
ALGERIA	67 240	10 647	3 622	SWITZERLAND	214 402	71 539	25 224
TUNISIA	11 019	3 516	1 218	AUSTRIA	915 135	217 735	76 682
LIBYA	12 437	3 999	1 388	PORTUGAL	10 614	3 274	1 159
EGYPT	77 082	18 600	6 531	SPAIN	8 757	4 717	1 652
SUDAN	11 602	1 266	437	YUGOSLAVIA	90 202	18 143	6 344
MALI	175	125	41	SOVIETUNION	135	263	94
SENEGAL	2 133	216	77	POLAND	271	116	39
GUINEA	770	207	72	CZECHOSLOVA	14 937	2 984	1 048
LIBERIA	588	202	69	HUNGARY	1 664	265	87
IVORY COAST	1 897	506	176	ROMANIA	1 469	179	65
GHANA	3 190	584	195	MOROCCO	897	234	80
NIGERIA	69 228	12 228	4 148	TUNISIA	3 998	2 906	1 034
CAMEROON	1 811	520	181	USA	60 959	57 558	20 459
GABON	345	267	92	CANADA	1 277	1 239	440
ZAIRE	3 990	866	313	BRAZIL	510	104	34
RWANDA	1 743	473	163	ISRAEL	169	312	111
BURUNDI	1 180	285	96	INDIA	91	231	77
ANGOLA	888	398	144	THAILAND	79	129	44
ETHIOPIA	1 060	351	126	SINGAPORE	1 315	1 165	401
KENYA	8 406	1 871	638	CHINA	7 865	3 124	1 094
UGANDA	1 532	432	150	NORTH KOREA	82	140	50
TANZANIA	3 835	1 589	541	SOUTH KOREA	33 139	15 200	5 380
MADAGASCAR	826	289	98	JAPAN	14 380	20 430	7 231
MAURITIUS	1 248	427	150	TAIWAN	2 866	4 601	1 611
ZAMBIA	1 661	454	153	HONG KONG	6 412	6 834	2 414
ZIMBABWE	2 629	1 616	584	EXPORTS	7 393 455	2 971 573	1 046 588
REP S AFRICA	267 936	71 238	24 981	FRANCE	975 958	415 637	146 400
USA	1 676 823	378 700	132 840	BELGIUM LUX	867 328	317 643	111 850
CANADA	174 162	43 948	15 392	NETHERLANDS	2 032 700	612 799	216 046
MEXICO	2 885	2 038	725	ITALY	421 784	182 158	64 475
BERMUDA	251	122	43	UNTD KINGDOM	623 822	290 290	101 884
GUATEMALA	2 345	710	256	IRELAND	55 128	22 332	7 818
HONDURAS	129	98	34	DENMARK	241 539	81 916	28 840
EL SALVADOR	1 253	555	204	GREECE	167 170	66 096	23 105
NICARAGUA	439	125	43	ICELAND	6 065	3 362	1 180
COSTA RICA	2 617	1 224	434	FAROE IS	1 981	795	281
PANAMA	771	616	213	NORWAY	36 759	22 000	7 740
CUBA	53 479	6 014	2 074	SWEDEN	68 277	45 371	15 915
DOMINIC REP	237	179	63	FINLAND	30 074	16 331	5 762
JAMAICA	2 967	810	285	SWITZERLAND	384 618	176 978	62 311
BARBADOS	901	242	85	AUSTRIA	395 612	166 623	58 665
TRINIDAD TOB	2 088	818	285	PORTUGAL	4 560	4 247	1 506
NETH ANTILL	654	262	93	SPAIN	38 553	22 500	7 954
COLOMBIA	9 161	3 482	1 224	ANDORRA	1 698	971	326
VENEZUELA	24 019	11 326	3 948	MALTA	2 508	1 344	469
SURINAME	762	304	105	YUGOSLAVIA	33 601	14 073	4 944
ECUADOR	2 913	1 480	523	TURKEY	7 706	4 031	1 450
PERU	3 830	2 101	741	SOVIETUNION	60 414	22 489	7 677
BRAZIL	6 624	5 140	1 780	POLAND	8 604	3 112	1 093
CHILE	8 860	5 088	1 794	CZECHOSLOVA	9 258	4 088	1 427
BOLIVIA	271	117	39	HUNGARY	32 089	10 122	3 574
PARAGUAY	227	210	72	ROMANIA	10 240	2 973	1 043
URUGUAY	1 334	796	275	BULGARIA	22 344	7 976	2 815
ARGENTINA	5 038	3 624	1 247	CANARY IS	5 533	2 242	789
CYPRUS	26 030	3 855	1 327	MOROCCO	807	531	185
LEBANON	8 866	1 970	668	ALGERIA	16 402	8 276	2 892
SYRIA	25 506	4 970	1 665	TUNISIA	4 333	1 485	522
IRAQ	52 643	13 873	4 752	LIBYA	42 964	22 415	8 010
IRAN	88 805	22 459	7 847	EGYPT	27 437	14 954	5 322
ISRAEL	78 437	23 539	8 233	SUDAN	5 973	4 767	1 668
JORDAN	15 082	2 390	826	MAURITANIA	249	240	84
SAUDI ARABIA	126 577	28 620	10 099	MALI	195	133	46
KUWAIT	17 802	4 578	1 600	SIERRA LEONE	509	172	58
BAHRAIN	3 801	1 322	458	LIBERIA	573	362	133
QATAR	2 783	847	287	IVORY COAST	865	645	227
ARAB EMIRAT	10 563	2 634	915	GHANA	220	240	85
OMAN	4 970	1 397	483	TOGO	959	345	120
NORTH YEMEN	4 053	880	308	BENIN	81	170	62
SOUTH YEMEN	2 064	618	203	NIGERIA	5 169	3 344	1 177
AFGHANISTAN	710	167	60	CAMEROON	813	519	181
PAKISTAN	50 763	12 982	4 559	GABON	2 060	1 073	381
INDIA	53 957	17 276	6 088	CONGO	184	177	62
BANGLADESH	1 203	263	89	ZAIRE	1 254	1 047	361
SRI LANKA	13 772	1 653	577	RWANDA	496	422	149
BURMA	493	250	93	ANGOLA	65	156	51
THAILAND	25 690	10 205	3 644	ETHIOPIA	8 095	2 880	1 063
INDONESIA	25 724	7 161	2 507	SOMALIA	478	216	78
MALAYSIA	26 762	6 412	2 217	KENYA	468	525	185
SINGAPORE	74 017	15 695	5 490	UGANDA	320	125	44
PHILIPPINES	5 522	1 698	605	TANZANIA	1 456	1 043	366
CHINA	2 217	862	299	MADAGASCAR	144	129	43
SOUTH KOREA	10 866	5 201	1 838	REUNION	170	267	94
JAPAN	30 496	17 030	6 087	MAURITIUS	118	118	37
TAIWAN	10 572	4 765	1 674	ZIMBABWE	1 261	421	146
HONG KONG	105 129	17 467	6 078	MALAWI	153	154	52
AUSTRALIA	406 002	117 254	40 913	REP S AFRICA	11 075	10 496	3 704
NEW ZEALAND	86 803	23 208	8 063	USA	151 301	82 362	28 976
FR POLYNESIA	355	114	37	CANADA	5 005	6 896	2 441
				MEXICO	704	1 363	480
642 ARTICLES OF PAPER ETC				GUATEMALA	592	916	310
IMPORTS	4 609 575	1 354 133	477 377	HONDURAS	292	456	160
FRANCE	699 574	240 016	84 864	EL SALVADOR	443	345	118
BELGIUM LUX	202 877	74 167	26 105	NICARAGUA	85	121	40
NETHERLANDS	1 070 402	260 521	91 703	COSTA RICA	262	264	97
ITALY	314 037	100 632	35 476	PANAMA	196	483	169
UNTD KINGDOM	95 575	54 169	19 105	CUBA	831	571	196
IRELAND	2 528	3 261	1 156	HAITI	446	213	71
DENMARK	270 684	63 815	22 530	BAHAMAS	2 224	495	172

6 IMPORTS AND EXPORTS (SPECIAL TRADE) BY GROUPS OF THE SITC-REV. 11 AND BY COUNTRIES OF PRODUCTION AND CONSUMPTION 1984

GROUP COUNTRY	DT * 100 KG	1 000 DM	1 000 \$	GROUP COUNTRY	DT * 100 KG	1 000 DM	1 000 \$
DOMINIC REP	230	367	132	ISRAEL	23 882	24 798	8 821
GUADELOUPE	1 047	267	95	ARAB EMIRAT	367	257	99
MARTINIQUE	491	142	50	PAKISTAN	13 596	10 314	3 663
JAMAICA	234	187	64	INDIA	47 313	17 225	6 103
ST VINCENT	563	332	120	BANGLADESH	34 377	9 094	3 139
BARBADOS	160	254	85	SRI LANKA	1 100	1 025	373
TRINIDAD TOB	365	578	202	THAILAND	15 853	3 823	1 360
NETH ANTILL	407	310	105	INDONESIA	901	641	235
COLOMBIA	313	786	282	MALAYSIA	8 980	8 103	2 864
VENEZUELA	1 433	1 604	563	SINGAPORE	2 764	2 039	709
SURINAME	215	184	64	CHINA	32 654	28 765	10 178
ECUADOR	376	560	192	SOUTH KOREA	52 934	39 479	13 855
PERU	490	488	166	JAPAN	8 993	15 292	5 411
BRAZIL	575	966	344	TAIWAN	15 786	13 112	4 597
CHILE	4 243	3 335	1 167	HONG KONG	829	2 538	886
BOLIVIA	92	108	38	AUSTRALIA	5 020	7 842	2 748
URUGUAY	148	248	84	NEW ZEALAND	133	200	68
ARGENTINA	706	1 384	479				
CYPRUS	17 119	7 366	2 593	EXPORTS	4 823 369	5 069 429	1 785 569
LEBANON	7 143	3 346	1 172	FRANCE	556 121	528 059	186 250
SYRIA	1 441	965	331	BELGIUM LUX	496 606	452 165	159 418
IRAQ	15 153	13 283	4 603	NETHERLANDS	574 581	517 918	182 911
IRAN	5 077	5 815	2 061	ITALY	551 179	660 864	231 635
ISRAEL	19 819	13 076	4 608	UNTD KINGDOM	637 077	622 951	219 226
JORDAN	7 094	3 091	1 095	IRELAND	37 300	38 541	13 527
SAUDI ARABIA	208 107	76 756	27 473	DENMARK	212 056	175 239	61 836
KUWAIT	51 587	22 118	7 784	GREECE	69 397	81 776	28 636
BAHRAIN	13 680	4 978	1 765	ICELAND	269	861	305
QATAR	3 126	1 772	610	NORWAY	16 785	25 672	9 014
ARAB EMIRAT	60 369	26 426	9 430	SWEDEN	83 493	93 648	32 947
OMAN	11 728	5 331	1 903	FINLAND	50 795	67 145	23 573
NORTH YEMEN	10 137	4 389	1 463	SWITZERLAND	125 103	176 409	62 412
SOUTH YEMEN	1 212	521	184	AUSTRIA	223 823	298 639	105 336
AFGHANISTAN	869	386	137	PORTUGAL	55 909	48 517	17 151
PAKISTAN	3 060	1 564	546	SPAIN	63 036	54 233	19 184
INDIA	1 775	1 561	557	MALTA	1 586	5 900	2 081
BANGLADESH	829	292	107	YUGOSLAVIA	75 565	112 666	39 568
SRI LANKA	2 520	1 342	484	TURKEY	55 477	46 015	16 159
BURMA	434	313	115	SOVIET UNION	171 749	186 623	66 099
THAILAND	3 217	3 638	1 294	POLAND	32 004	35 439	12 413
KAMPUCHEA	503	176	65	CZECHOSLOVA	19 273	23 844	8 410
INDONESIA	5 214	2 752	971	HUNGARY	100 959	109 427	38 662
MALAYSIA	5 780	3 729	1 321	ROMANIA	2 299	6 067	2 134
SINGAPORE	7 472	6 238	2 180	BULGARIA	7 559	11 936	4 204
PHILIPPINES	1 753	601	215	CANARY IS	238	444	160
CHINA	1 024	606	216	MOROCCO	14 994	9 915	3 468
NORTH KOREA	191	99	35	ALGERIA	56 117	49 533	16 991
SOUTH KOREA	8 394	6 938	2 361	TUNISIA	10 313	13 238	4 663
JAPAN	15 468	15 078	5 342	LIBYA	897	4 502	1 551
TAIWAN	7 924	4 481	1 534	EGYPT	8 297	9 504	3 325
HONG KONG	28 457	14 153	4 916	SUDAN	206	367	128
AUSTRALIA	7 912	10 988	3 882	IVORY COAST	2 134	1 527	533
NEW ZEALAND	936	1 434	497	NIGERIA	2 999	3 074	1 081
KIRIBATI	314	116	39	CAMEROON	884	885	316
FR POLYNESIA	195	100	37	ZAIRE	162	259	93
				ANGOLA	45	235	81
651 TEXTILE YARN AND THREAD				ETHIOPIA	158	225	84
IMPORTS	4 146 621	4 346 455	1 533 523	KENYA	7 497	3 160	1 095
FRANCE	373 822	560 271	198 055	TANZANIA	3 609	2 869	1 008
BELGIUM LUX	361 631	309 273	109 154	MADAGASCAR	101	101	37
NETHERLANDS	467 519	404 271	142 550	MAURITIUS	113	242	85
ITALY	592 586	815 817	288 748	ZAMBIA	149	459	153
UNTD KINGDOM	180 694	203 395	71 985	ZIMBABWE	99	278	95
IRELAND	5 618	11 373	3 988	REP S AFRICA	80 582	71 465	25 269
DENMARK	72 744	72 585	25 460	USA	158 437	192 332	68 378
GREECE	226 333	223 829	78 863	CANADA	20 444	33 114	11 591
ICELAND	140	369	122	MEXICO	1 572	2 730	937
NORWAY	3 290	3 086	1 066	GUATEMALA	392	532	189
SWEDEN	21 565	8 205	2 860	HONDURAS	43	89	33
FINLAND	2 205	2 163	765	EL SALVADOR	1 879	2 345	837
SWITZERLAND	194 585	319 458	112 503	COSTA RICA	529	710	250
AUSTRIA	137 412	127 066	44 725	HAITI	108	558	199
PORTUGAL	11 296	12 288	4 338	DOMINIC REP	1 956	2 170	758
SPAIN	141 817	116 172	41 073	TRINIDAD TOB	69	186	65
YUGOSLAVIA	42 457	41 626	14 758	COLOMBIA	1 930	2 199	774
TURKEY	413 308	336 656	117 586	VENEZUELA	1 932	2 590	890
POLAND	2 022	1 772	606	SURINAME	136	135	46
CZECHOSLOVA	97 642	28 662	10 056	ECUADOR	1 712	2 405	846
HUNGARY	12 926	8 138	2 916	PERU	531	597	199
ROMANIA	8 399	4 409	1 532	BRAZIL	1 312	2 580	896
BULGARIA	1 022	664	223	CHILE	1 381	2 178	756
MOROCCO	1 498	1 919	689	BOLIVIA	23	110	39
EGYPT	88 326	85 162	30 116	URUGUAY	243	432	156
SUDAN	7 414	6 806	2 393	ARGENTINA	8 607	8 513	2 926
TANZANIA	4 031	2 901	1 013	CYPRUS	639	1 978	701
MAURITIUS	276	236	77	LEBANON	1 139	1 482	502
ZIMBABWE	5 509	3 754	1 338	SYRIA	28 456	16 982	5 998
REP S AFRICA	24 706	33 852	11 909	IRAQ	6 609	11 410	3 961
LESOTHO	33	186	68	IRAN	29 398	30 964	10 872
USA	85 035	133 113	46 787	ISRAEL	36 723	34 463	12 131
CANADA	3 948	4 069	1 496	JORDAN	505	655	223
MEXICO	15 232	7 959	2 801	SAUDI ARABIA	4 691	9 100	3 281
GUATEMALA	699	537	192	KUWAIT	77	397	146
EL SALVADOR	12 466	10 177	3 562	BAHRAIN	12	250	89
COLOMBIA	12 325	11 685	4 186	QATAR	42	114	40
PERU	24 021	34 401	12 085	ARAB EMIRAT	128	590	210
BRAZIL	177 748	163 833	58 067	OMAN	34	113	37
CHILE	406	471	173	AFGHANISTAN	155	233	78
BOLIVIA	1 933	1 346	488	PAKISTAN	9 597	9 741	3 519
URUGUAY	29 452	33 540	11 974	INDIA	4 862	4 786	1 672
ARGENTINA	9 581	10 129	3 585	BANGLADESH	46	83	30
SYRIA	4 942	4 027	1 382	SRI LANKA	2 240	3 622	1 252
				BURMA	127	114	42

6 IMPORTS AND EXPORTS (SPECIAL TRADE) BY GROUPS OF THE SITC-REV. 11 AND BY COUNTRIES OF PRODUCTION AND CONSUMPTION 1984

GROUP COUNTRY	DT * 100 KG	1 000 DM	1 000 \$	GROUP COUNTRY	DT * 100 KG	1 000 DM	1 000 \$
THAILAND	1 368	1 904	668	MALI	1 331	6 496	2 245
VIETNAM	1 804	1 960	720	NIGER	2 067	8 864	3 196
INDONESIA	154	184	63	SENEGAL	1 305	5 091	1 774
MALAYSIA	1 156	2 571	931	GAMBIA	205	956	350
SINGAPORE	269	1 158	415	GUINEA	83	107	36
PHILIPPINES	731	1 908	675	LIBERIA	32	86	30
CHINA	29 435	26 189	9 236	IVORY COAST	127	410	146
SOUTH KOREA	1 442	3 315	1 165	TOGO	551	668	234
JAPAN	27 746	55 354	19 356	BENIN	138	483	172
TAIWAN	1 051	1 069	355	CAMEROON	1 621	8 287	2 985
HONG KONG	3 300	7 112	2 498	CENT AFR REP	55	284	102
MACAO	38	110	37	GABON	40	175	61
AUSTRALIA	12 606	23 521	8 290	CONGO	38	178	62
NEW ZEALAND	3 469	5 388	1 869	REUNION	136	362	126
				MAURITIUS	168	812	286
				ZIMBABWE	164	435	146
652 COTTON FABRICS, WOVEN				REP S AFRICA	1 558	6 849	2 418
IMPORTS	888 502	1 575 974	555 242	USA	6 446	30 965	10 809
FRANCE	116 232	233 720	82 509	CANADA	6 146	17 164	6 097
BELGIUM LUX	44 361	81 593	28 645	PANAMA	39	260	92
NETHERLANDS	55 619	104 886	35 972	HAITI	1 278	1 873	659
ITALY	67 526	223 493	78 338	TRINIDAD TOB	46	282	100
UNITD KINGDOM	25 039	35 115	12 328	COLOMBIA	28	94	32
IRELAND	7 666	8 695	2 989	VENEZUELA	226	1 390	476
DENMARK	4 144	9 001	3 142	CHILE	120	500	167
GREECE	17 447	21 319	7 530	ARGENTINA	13	96	35
NORWAY	500	1 378	480	CYPRUS	4 056	11 022	3 887
SWEDEN	4 460	12 596	4 475	LEBANON	900	2 632	919
FINLAND	3 142	6 398	2 257	SYRIA	395	559	197
SWITZERLAND	45 931	188 425	66 186	IRAQ	370	1 273	446
AUSTRIA	36 516	118 768	41 860	IRAN	382	820	288
PORTUGAL	6 651	15 388	5 406	ISRAEL	3 958	10 108	3 551
SPAIN	6 675	17 039	5 929	JORDAN	355	1 305	450
YUGOSLAVIA	17 588	22 550	7 903	SAUDI ARABIA	2 731	10 709	3 846
TURKEY	15 019	16 948	6 006	KUWAIT	938	3 451	1 236
POLAND	3 349	3 756	1 320	BAHRAIN	112	483	169
CZECHOSLOVA	32 340	39 119	13 785	QATAR	41	220	80
HUNGARY	2 527	4 946	1 746	ARAB EMIRAT	615	2 631	944
ROMANIA	16 348	17 953	6 291	OMAN	75	341	122
BULGARIA	1 075	1 043	368	PAKISTAN	733	1 476	499
TUNISIA	81	193	71	INDIA	49	99	33
EGYPT	11 575	12 803	4 490	SRI LANKA	3 028	8 359	2 907
CHAD	182	179	69	THAILAND	361	815	288
IVORY COAST	808	1 026	358	INDONESIA	81	291	98
KENYA	84	90	34	MALAYSIA	230	1 034	371
MADAGASCAR	22 483	21 334	7 439	SINGAPORE	1 053	3 915	1 358
ZIMBABWE	2 276	2 170	780	PHILIPPINES	1 056	2 502	886
MALAWI	675	433	156	CHINA	275	1 062	393
REP S AFRICA	133	105	33	SOUTH KOREA	1 551	6 243	2 162
USA	3 566	6 996	2 431	JAPAN	5 966	35 276	12 663
MEXICO	316	370	127	TAIWAN	1 369	6 379	2 159
GUATEMALA	29	103	33	HONG KONG	7 233	23 610	8 227
COLOMBIA	2 613	3 311	1 206	AUSTRALIA	4 458	18 222	6 389
PERU	6 351	7 544	2 704	NEW ZEALAND	681	2 583	903
BRAZIL	79 388	78 914	27 918				
ARGENTINA	1 070	1 014	377	653 WOVN MAN-MADE FIB FABRIC			
ISRAEL	646	1 001	353	IMPORTS	683 821	1 412 505	497 962
PAKISTAN	30 056	29 849	10 622	FRANCE	85 353	216 825	76 415
INDIA	51 993	49 509	17 814	BELGIUM LUX	102 188	198 729	70 361
SRI LANKA	168	159	57	NETHERLANDS	73 731	109 294	38 591
THAILAND	36 416	42 197	14 979	ITALY	121 681	310 087	108 934
INDONESIA	4 291	4 547	1 610	UNITD KINGDOM	26 540	29 375	10 434
MALAYSIA	8 187	9 078	3 298	IRELAND	4 440	7 737	2 681
CHINA	52 506	55 198	19 337	DENMARK	4 876	11 659	4 127
SOUTH KOREA	16 777	21 444	7 540	GREECE	3 493	4 099	1 445
JAPAN	5 937	14 161	4 975	NORWAY	152	461	159
TAIWAN	14 032	21 167	7 477	SWEDEN	9 187	13 524	4 793
HONG KONG	5 530	9 631	3 378	FINLAND	337	1 141	403
EXPORTS	1 208 824	2 599 855	915 840	SWITZERLAND	23 509	92 012	32 343
FRANCE	245 326	391 348	138 471	AUSTRIA	40 836	97 149	34 311
BELGIUM LUX	52 520	96 582	34 115	PORTUGAL	8 178	23 677	8 354
NETHERLANDS	177 726	286 665	101 012	SPAIN	5 040	10 636	3 774
ITALY	138 974	238 447	83 707	YUGOSLAVIA	3 093	4 805	1 672
UNITD KINGDOM	120 514	248 524	87 624	TURKEY	5 893	4 553	1 600
IRELAND	2 147	6 320	2 208	SOVIET UNION	253	215	74
DENMARK	26 622	58 110	20 321	POLAND	1 834	1 817	639
GREECE	32 897	90 507	31 906	CZECHOSLOVA	23 998	24 714	8 696
ICELAND	740	1 957	687	HUNGARY	1 312	1 349	470
NORWAY	3 881	12 387	4 328	ROMANIA	8 138	7 525	2 665
SWEDEN	12 599	31 577	11 073	BULGARIA	544	715	248
FINLAND	14 593	35 951	12 642	USA	4 164	18 815	6 659
SWITZERLAND	46 459	115 864	40 698	CANADA	34	121	43
AUSTRIA	50 958	143 326	50 484	PERU	244	272	90
PORTUGAL	13 001	40 203	14 070	BRAZIL	1 067	1 289	450
SPAIN	1 186	4 552	1 567	ISRAEL	930	3 142	1 129
MALTA	14 297	37 418	13 220	THAILAND	12 110	15 890	5 591
YUGOSLAVIA	53 683	168 096	58 945	INDONESIA	1 982	2 985	1 035
TURKEY	6 645	14 484	5 064	MALAYSIA	12 077	16 842	6 089
SOVIET UNION	16 970	39 042	13 880	CHINA	28 016	24 871	8 723
POLAND	19 613	56 807	20 030	SOUTH KOREA	12 292	21 121	7 442
CZECHOSLOVA	10 499	17 620	6 190	JAPAN	16 593	88 868	31 251
HUNGARY	17 215	51 478	18 165	TAIWAN	34 639	39 074	13 743
ROMANIA	10 801	33 680	11 875	HONG KONG	4 994	6 895	2 455
BULGARIA	5 643	13 865	4 918	EXPORTS	1 177 689	2 667 526	938 680
CANARY IS	173	1 077	390	FRANCE	112 800	220 467	77 869
MOROCCO	5 870	13 860	4 865	BELGIUM LUX	112 152	140 560	49 561
ALGERIA	4 584	9 983	3 443	NETHERLANDS	177 090	299 235	105 258
TUNISIA	32 659	78 203	27 688	ITALY	60 648	128 014	45 200
LIBYA	470	1 332	442	UNITD KINGDOM	138 218	346 295	121 941
EGYPT	796	1 889	646	IRELAND	4 174	13 609	4 770
MAURITANIA	1 232	7 186	2 541				

6 IMPORTS AND EXPORTS [SPECIAL TRADE] BY GROUPS OF THE SITC-REV. 11 AND BY COUNTRIES OF PRODUCTION AND CONSUMPTION 1984

GROUP COUNTRY	DT * 100 KG	1 000 DM	1 000 \$	GROUP COUNTRY	DT * 100 KG	1 000 DM	1 000 \$
DENMARK	20 388	44 235	15 486	FINLAND	146	171	63
GREECE	42 445	108 653	38 123	SWITZERLAND	22 089	74 452	26 507
ICELAND	385	1 419	494	AUSTRIA	12 382	45 810	16 257
NORWAY	16 933	34 313	12 070	PORTUGAL	2 020	7 030	2 522
SWEDEN	22 574	50 673	17 854	SPAIN	2 196	8 806	3 076
FINLAND	14 900	41 862	14 781	YUGOSLAVIA	8 183	3 832	1 333
SWITZERLAND	42 161	106 666	37 625	POLAND	1 962	4 425	1 584
AUSTRIA	65 807	151 674	53 532	CZECHOSLOVA	11 726	11 837	4 154
PORTUGAL	9 467	30 046	10 497	HUNGARY	89	323	113
SPAIN	7 051	11 616	4 146	ROMANIA	80	137	46
MALTA	9 625	23 657	8 304	BULGARIA	22	136	49
YUGOSLAVIA	64 259	193 884	68 010	REP S AFRICA	296	117	40
TURKEY	7 453	19 168	6 731	USA	4 096	11 178	3 912
SOVIET UNION	32 615	84 690	29 702	CANADA	713	624	219
POLAND	21 349	61 550	21 629	PERU	131	757	271
CZECHOSLOVA	3 229	10 283	3 650	BRAZIL	1 040	1 449	500
HUNGARY	22 422	62 093	21 788	URUGUAY	4 915	18 619	6 557
ROMANIA	15 474	43 389	15 237	ISRAEL	510	1 699	600
BULGARIA	3 496	11 067	3 879	INDIA	8 461	25 432	8 972
CANARY IS	26	105	40	BANGLADESH	10 696	2 834	1 003
MOROCCO	4 324	11 690	4 074	THAILAND	132	1 504	528
ALGERIA	463	1 515	546	CHINA	4 387	39 170	13 801
TUNISIA	15 950	37 959	13 385	SOUTH KOREA	260	910	327
LIBYA	4 402	5 405	1 816	JAPAN	1 359	2 465	852
EGYPT	3 129	5 009	1 793	HONG KONG	241	2 566	889
SENEGAL	148	237	80				
SIERRA LEONE	115	104	36	EXPORTS	237 705	714 996	252 919
IVORY COAST	703	1 787	637	FRANCE	11 220	32 782	11 559
TOGO	357	601	223	BELGIUM LUX	8 724	26 754	9 442
BENIN	411	1 177	419	NETHERLANDS	46 398	80 493	28 440
NIGERIA	451	1 738	629	ITALY	10 722	43 205	15 227
CAMEROON	2 664	4 870	1 693	UNTD KINGDOM	8 197	29 353	10 383
CENT AFR REP	28	103	36	IRELAND	2 062	4 541	1 622
GABON	164	249	87	DENMARK	4 317	8 360	2 940
ZAIRE	61	191	63	GREECE	11 393	39 886	14 117
ANGOLA	217	414	160	ICELAND	66	287	105
KENYA	210	338	120	NORWAY	1 726	3 682	1 288
REUNION	417	1 276	440	SWEDEN	4 102	9 195	3 204
MAURITIUS	453	1 783	630	FINLAND	2 579	7 991	2 836
ZAMBIA	131	509	172	SWITZERLAND	17 739	50 206	17 823
ZIMBABWE	1 668	2 552	915	AUSTRIA	30 662	64 781	22 835
MALAWI	182	252	86	PORTUGAL	2 761	10 910	3 901
REP S AFRICA	9 937	35 884	12 758	SPAIN	806	3 800	1 326
BOTSWANA	41	250	88	MALTA	2 478	9 684	3 456
USA	19 652	85 608	30 089	YUGOSLAVIA	23 363	93 451	33 158
CANADA	7 857	25 537	8 959	TURKEY	2 187	5 951	2 113
MEXICO	72	436	154	SOVIET UNION	428	440	160
PANAMA	20	106	36	POLAND	7 805	30 221	10 709
CUBA	3 077	2 758	936	CZECHOSLOVA	2 191	6 726	2 428
HAITI	1 998	3 682	1 320	HUNGARY	7 100	29 565	10 531
TRINIDAD TOB	59	450	157	ROMANIA	5 810	16 096	5 714
COLOMBIA	108	690	243	BULGARIA	341	1 373	487
VENEZUELA	227	1 284	442	MOROCCO	156	381	137
PERU	45	222	77	TUNISIA	1 481	5 085	1 802
BRAZIL	21	129	45	MAURITIUS	352	2 509	883
CHILE	464	1 386	485	ZAMBIA	47	220	71
BOLIVIA	156	1 596	603	ZIMBABWE	62	173	58
URUGUAY	947	1 288	455	REP S AFRICA	1 075	2 858	992
ARGENTINA	15	111	38	USA	8 052	38 476	13 489
CYPRUS	2 189	6 130	2 171	CANADA	1 561	9 847	3 476
LEBANON	1 212	3 274	1 134	MEXICO	15	152	53
SYRIA	134	421	145	VENEZUELA	89	356	125
IRAQ	3 128	7 320	2 556	CHILE	32	134	49
IRAN	13 343	15 479	5 344	ARGENTINA	49	170	60
ISRAEL	9 703	19 284	6 701	CYPRUS	80	463	162
JORDAN	498	1 154	409	LEBANON	58	257	86
SAUDI ARABIA	3 515	16 892	5 980	IRAQ	253	303	102
KUWAIT	1 388	4 737	1 662	IRAN	1 018	947	339
BAHRAIN	291	1 372	493	ISRAEL	790	2 949	1 068
QATAR	106	442	151	SAUDI ARABIA	948	3 127	1 112
ARAB EMIRAT	905	4 719	1 619	KUWAIT	49	334	114
OMAN	103	283	101	ARAB EMIRAT	267	598	214
AFGHANISTAN	78	406	145	OMAN	123	120	41
PAKISTAN	115	466	174	INDIA	63	203	70
INDIA	242	383	136	SRI LANKA	99	102	36
SRI LANKA	878	2 584	901	INDONESIA	76	183	65
THAILAND	1 172	2 396	842	MALAYSIA	61	233	82
INDONESIA	946	2 097	738	SINGAPORE	51	207	62
MALAYSIA	748	1 311	462	PHILIPPINES	28	100	37
SINGAPORE	2 254	7 799	2 738	CHINA	22	93	34
PHILIPPINES	987	2 981	1 043	SOUTH KOREA	1 957	5 663	2 066
CHINA	764	1 587	568	JAPAN	1 613	16 851	6 007
NORTH KOREA	28	89	33	TAIWAN	149	799	277
SOUTH KOREA	2 898	10 652	3 723	HONG KONG	748	5 816	2 037
JAPAN	2 467	13 740	4 845	AUSTRALIA	699	3 652	1 258
TAIWAN	631	2 706	930	NEW ZEALAND	169	888	308
HONG KONG	3 929	15 217	5 341				
AUSTRALIA	6 697	23 079	8 160				
NEW ZEALAND	7 398	17 154	5 995	655 KNIT ETC FABRICS			
654 OTH WOVEN TEXTILE FABRIC				IMPORTS	273 496	585 116	206 211
IMPORTS	471 512	1 283 231	453 397	FRANCE	25 602	65 880	23 182
FRANCE	119 641	156 067	54 873	BELGIUM LUX	14 355	25 406	8 970
BELGIUM LUX	30 617	48 359	17 053	NETHERLANDS	32 237	61 113	21 613
NETHERLANDS	34 882	61 829	21 825	ITALY	105 665	217 816	76 787
ITALY	158 016	663 621	234 783	UNTD KINGDOM	13 518	28 695	10 125
UNTD KINGDOM	21 029	69 989	24 694	IRELAND	706	617	219
IRELAND	648	4 017	1 403	DENMARK	1 224	3 529	1 238
DENMARK	5 537	7 207	2 546	GREECE	4 008	6 592	2 329
GREECE	83	518	174	NORWAY	70	200	72
NORWAY	115	241	87	SWEDEN	1 071	1 626	572
SWEDEN	2 725	4 900	1 716	FINLAND	765	2 031	715
				SWITZERLAND	17 126	53 900	18 975

6 IMPORTS AND EXPORTS (SPECIAL TRADE) BY GROUPS OF THE SITC-REV. II AND BY COUNTRIES OF PRODUCTION AND CONSUMPTION 1984

GROUP COUNTRY	DT = 100 KG	1 000 DM	1 000 \$	GROUP COUNTRY	DT = 100 KG	1 000 DM	1 000 \$
AUSTRIA	28 178	59 791	21 011	NETHERLANDS	6 515	9 050	3 178
PORTUGAL	101	334	115	ITALY	18 230	33 065	11 735
SPAIN	4 387	4 361	1 540	UNTD KINGDOM	3 265	10 548	3 730
MALTA	1 020	1 131	401	IRELAND	1 004	2 585	881
YUGOSLAVIA	2 365	2 803	979	DENMARK	75	276	86
TURKEY	2 397	2 126	740	GREECE	132	282	102
POLAND	1 062	1 206	427	NORWAY	56	95	35
CZECHOSLOVA	6 821	3 594	1 266	SWEDEN	232	555	198
HUNGARY	1 830	1 092	384	FINLAND	400	543	185
USA	2 692	10 627	3 744	SWITZERLAND	6 717	59 527	20 952
LEBANON	113	267	95	AUSTRIA	7 701	75 036	26 375
ISRAEL	75	194	67	PORTUGAL	13 523	14 041	4 927
CHINA	193	764	265	SPAIN	1 770	3 274	1 161
SOUTH KOREA	77	203	71	POLAND	301	355	126
JAPAN	4 932	27 814	9 815	CZECHOSLOVA	904	1 642	580
TAIWAN	453	499	182	USA	937	7 868	2 762
HONG KONG	231	617	208	CANADA	32	250	89
EXPORTS	460 534	1 048 106	370 587	BRAZIL	101	850	301
FRANCE	67 091	132 749	46 823	ISRAEL	78	122	41
BELGIUM LUX	36 227	58 025	20 596	PAKISTAN	7	340	121
NETHERLANDS	53 597	110 344	38 934	INDIA	231	967	341
ITALY	21 358	36 272	12 802	MALAYSIA	24	167	56
UNTD KINGDOM	23 904	57 367	20 112	SINGAPORE	37	266	89
IRELAND	6 246	15 860	5 579	CHINA	496	905	311
DENMARK	13 051	26 189	9 273	JAPAN	3 140	8 369	2 953
GREECE	19 621	48 849	17 240	TAIWAN	105	906	319
ICELAND	85	394	133	HONG KONG	127	1 281	449
NORWAY	4 231	11 216	3 999	EXPORTS	84 427	289 472	101 970
SWEDEN	3 427	10 048	3 541	FRANCE	9 177	34 284	12 075
FINLAND	3 647	8 632	3 041	BELGIUM LUX	6 873	13 836	4 868
SWITZERLAND	24 319	62 022	22 006	NETHERLANDS	7 122	25 180	8 870
AUSTRIA	57 702	140 914	49 851	ITALY	7 053	27 780	9 801
PORTUGAL	3 015	8 489	3 013	UNTD KINGDOM	6 408	19 724	6 988
SPAIN	2 473	5 664	1 986	IRELAND	205	885	308
MALTA	3 864	9 295	3 281	DENMARK	2 503	8 461	2 969
YUGOSLAVIA	23 819	63 992	22 593	GREECE	707	4 947	1 716
TURKEY	938	1 835	661	ICELAND	53	404	132
SOVIET UNION	16 406	38 181	13 692	NORWAY	708	3 462	1 211
POLAND	5 511	16 062	5 657	SWEDEN	2 949	10 347	3 632
CZECHOSLOVA	3 145	8 515	3 011	FINLAND	2 383	5 063	1 794
HUNGARY	12 663	32 690	11 633	SWITZERLAND	4 306	17 636	6 232
ROMANIA	4 943	10 020	3 645	AUSTRIA	11 095	38 400	13 570
BULGARIA	2 140	5 643	2 025	PORTUGAL	273	1 672	588
MOROCCO	9 303	20 524	7 233	SPAIN	1 306	3 932	1 399
ALGERIA	602	1 069	362	MALTA	272	1 428	508
TUNISIA	11 567	28 133	9 951	YUGOSLAVIA	1 858	9 705	3 408
EGYPT	46	102	34	TURKEY	382	1 786	630
SENEGAL	422	505	184	SOVIET UNION	395	959	330
SIERRA LEONE	58	88	32	POLAND	458	2 356	830
IVORY COAST	116	161	55	CZECHOSLOVA	401	1 617	574
TOGO	144	96	33	HUNGARY	2 133	7 462	2 618
CAMEROON	1 359	1 528	517	ROMANIA	358	2 248	802
GABON	39	86	31	BULGARIA	66	618	207
ZAIRE	135	181	62	MOROCCO	5 181	4 721	1 668
ANGOLA	117	102	38	ALGERIA	295	1 178	407
TANZANIA	132	214	75	TUNISIA	570	2 848	1 003
MAURITIUS	122	281	101	LIBYA	44	298	101
COMOROS	82	117	40	EGYPT	157	373	137
ZIMBABWE	205	768	270	NIGERIA	117	393	137
REP S AFRICA	1 409	5 839	2 064	ANGOLA	28	99	36
BOTSWANA	30	94	33	TANZANIA	18	131	42
USA	5 085	16 915	5 980	MAURITIUS	35	110	38
CANADA	1 374	5 619	1 967	ZAMBIA	52	193	63
TRINIDAD TOB	43	228	82	REP S AFRICA	351	1 698	599
COLOMBIA	68	392	141	USA	2 898	9 419	3 312
VENEZUELA	35	141	49	CANADA	461	3 410	1 207
PERU	19	91	32	CHILE	34	230	79
CHILE	144	451	155	BOLIVIA	1	96	33
CYPRUS	1 105	2 852	998	ARGENTINA	38	333	117
LEBANON	534	704	248	CYPRUS	37	329	118
SYRIA	192	437	145	LEBANON	148	254	88
IRAQ	65	324	112	SYRIA	17	91	34
IRAN	389	396	136	IRAQ	331	994	342
ISRAEL	3 216	8 611	3 034	IRAN	133	360	128
JORDAN	101	192	68	ISRAEL	894	3 586	1 262
SAUDI ARABIA	916	2 470	862	SAUDI ARABIA	153	1 729	609
KUWAIT	295	1 028	366	KUWAIT	33	94	35
BAHRAIN	59	277	101	ARAB EMIRAT	67	249	85
QATAR	74	281	97	INDIA	12	86	31
ARAB EMIRAT	380	1 170	415	SRI LANKA	61	345	119
AFGHANISTAN	63	121	43	THAILAND	91	254	90
INDIA	64	104	39	INDONESIA	192	433	147
SRI LANKA	131	345	124	MALAYSIA	266	487	166
THAILAND	67	306	107	SINGAPORE	158	897	319
INDONESIA	139	487	173	PHILIPPINES	104	419	151
MALAYSIA	130	427	150	CHINA	17	119	37
SINGAPORE	174	615	220	SOUTH KOREA	295	1 472	534
PHILIPPINES	420	1 862	680	JAPAN	82	947	320
CHINA	287	631	235	TAIWAN	81	414	147
SOUTH KOREA	1 761	5 664	2 029	HONG KONG	740	2 999	1 047
JAPAN	519	3 232	1 130	AUSTRALIA	407	1 814	641
TAIWAN	207	1 088	385	NEW ZEALAND	54	348	126
HONG KONG	1 573	5 774	2 042	657 SPECIAL TEXTILE ETC PROD			
AUSTRALIA	684	3 037	1 060	IMPORTS	1 139 152	1 248 734	442 376
NEW ZEALAND	308	1 430	502	FRANCE	124 870	112 600	39 964
656 LACE, RIBBONS, TULLE, ETC				BELGIUM LUX	193 469	187 846	66 237
IMPORTS	82 003	289 694	101 990	NETHERLANDS	152 731	173 471	61 155
FRANCE	9 747	44 883	15 802	ITALY	126 992	233 729	83 361
BELGIUM LUX	6 055	11 312	3 980	UNTD KINGDOM	36 614	55 499	19 503

6 IMPORTS AND EXPORTS (SPECIAL TRADE) BY GROUPS OF THE SITC-REV. 11 AND BY COUNTRIES OF PRODUCTION AND CONSUMPTION 1984

GROUP COUNTRY	DT * 100 KG	1 000 DM	1 000 \$	GROUP COUNTRY	DT * 100 KG	1 000 DM	1 000 \$
IRELAND	8 177	9 096	3 240	ECUADOR	170	811	295
DENMARK	11 672	10 406	3 670	PERU	521	1 112	396
GREECE	330	551	203	BRAZIL	981	4 634	1 616
NORWAY	3 377	5 422	1 914	CHILE	1 479	2 711	943
SWEDEN	24 886	35 419	12 514	BOLIVIA	62	139	47
FINLAND	36 676	29 843	10 614	URUGUAY	334	871	306
SWITZERLAND	37 673	82 640	29 127	ARGENTINA	1 174	4 036	1 430
AUSTRIA	38 261	48 877	17 260	CYPRUS	2 194	2 628	941
PORTUGAL	64 518	16 879	6 107	LEBANON	2 293	2 099	735
SPAIN	8 541	11 246	3 971	SYRIA	7 219	3 873	1 364
MALTA	100	256	92	IRAQ	5 366	7 759	2 747
YUGOSLAVIA	23 912	11 192	3 930	IRAN	3 339	7 090	2 540
POLAND	654	830	294	ISRAEL	7 609	12 575	4 437
CZECHOSLOVA	18 792	6 635	2 370	JORDAN	2 986	1 700	593
HUNGARY	6 048	2 736	961	SAUDI ARABIA	9 771	12 104	4 205
ROMANIA	91	372	129	KUWAIT	1 598	2 571	902
TANZANIA	36 900	6 878	2 504	BAHRAIN	491	756	264
USA	65 902	103 920	36 838	QATAR	180	433	153
CANADA	155	821	287	ARAB EMIRAT	805	1 105	380
MEXICO	14 438	2 934	1 094	OMAN	763	3 981	1 428
CUBA	2 175	362	131	NORTH YEMEN	202	286	101
HAITI	4 725	949	348	PAKISTAN	834	2 379	849
ECUADOR	16	171	62	INDIA	2 369	7 705	2 719
BRAZIL	58 424	11 117	4 052	BANGLADESH	291	524	179
THAILAND	4 239	2 376	828	SRI LANKA	1 552	3 016	1 082
MALAYSIA	122	1 135	392	BURMA	611	1 274	416
PHILIPPINES	1 594	670	239	THAILAND	977	3 168	1 099
CHINA	1 782	2 096	739	INDONESIA	1 165	3 260	1 136
SOUTH KOREA	784	827	290	MALAYSIA	969	2 156	764
JAPAN	18 037	69 652	24 654	SINGAPORE	1 833	3 517	1 226
TAIWAN	4 598	6 293	2 245	PHILIPPINES	789	2 247	794
HONG KONG	542	1 317	465	CHINA	933	1 851	636
EXPORTS	1 591 345	2 191 333	772 483	NORTH KOREA	262	313	109
FRANCE	298 521	328 671	116 091	SOUTH KOREA	4 289	11 237	3 955
BELGIUM LUX	147 635	160 144	56 691	JAPAN	12 528	18 313	6 407
NETHERLANDS	176 077	181 879	64 116	TAIWAN	2 070	4 030	1 424
ITALY	145 442	193 605	68 252	HONG KONG	12 192	27 514	9 868
UNITD KINGDOM	118 049	139 624	49 255	AUSTRALIA	10 300	18 926	6 682
IRELAND	2 584	5 339	1 879	NEW ZEALAND	2 118	3 425	1 200
DENMARK	44 330	58 943	20 788	FR POLYNESIA	60	208	73
GREECE	18 486	36 322	12 763	558 TEXTILE ARTICLES NES			
ICELAND	724	1 318	467	IMPORTS	719 990	1 028 115	363 205
NORWAY	25 027	42 083	14 761	FRANCE	13 933	37 902	13 421
SWEDEN	35 255	69 964	24 588	BELGIUM LUX	22 476	34 919	12 383
FINLAND	23 240	55 790	19 695	NETHERLANDS	36 264	43 475	15 426
SWITZERLAND	69 247	109 104	38 531	ITALY	30 950	57 238	20 281
AUSTRIA	84 371	145 476	51 279	UNITD KINGDOM	12 509	24 378	8 574
PORTUGAL	7 734	16 074	5 686	IRELAND	2 176	2 370	844
SPAIN	37 497	41 599	14 708	DENMARK	5 008	14 751	5 212
ANDORRA	168	152	58	GREECE	50 771	65 564	23 010
MALTA	2 462	5 256	1 860	ICELAND	24	87	30
YUGOSLAVIA	36 830	85 176	30 034	NORWAY	161	695	238
TURKEY	2 742	8 426	2 955	SWEDEN	6 558	18 003	6 376
SOVIETUNION	49 749	40 884	14 387	FINLAND	1 715	4 711	1 657
POLAND	12 207	24 244	8 433	SWITZERLAND	6 491	32 539	11 428
CZECHOSLOVA	4 431	10 361	3 589	AUSTRIA	19 815	45 410	16 033
HUNGARY	13 785	28 419	9 991	PORTUGAL	44 539	82 063	28 939
ROMANIA	8 038	18 360	6 522	SPAIN	3 439	7 426	2 620
BULGARIA	11 509	13 373	4 521	YUGOSLAVIA	43 576	55 593	19 457
CANARY IS	219	282	96	TURKEY	27 140	33 074	11 747
MOROCCO	1 162	2 490	871	SOVIETUNION	1 098	650	221
ALGERIA	2 913	6 340	2 219	POLAND	6 664	7 787	2 790
TUNISIA	2 517	6 181	2 183	CZECHOSLOVA	35 543	36 928	13 098
LIBYA	706	2 289	811	HUNGARY	15 316	15 956	5 658
EGYPT	5 048	7 912	2 793	ROMANIA	3 393	4 592	1 613
SUDAN	974	270	98	BULGARIA	3 753	2 538	893
SENEGAL	357	168	59	ALBANIA	594	436	153
GUINEA	245	492	172	MOROCCO	1 711	1 929	671
SIERRA LEONE	1 167	415	155	TUNISIA	156	663	237
LIBERIA	189	108	38	EGYPT	1 622	1 424	507
IVORY COAST	249	199	71	CAMEROON	85	215	71
GHANA	336	222	76	USA	2 206	18 180	6 381
TOGO	224	103	38	CANADA	300	523	187
NIGERIA	2 290	2 283	788	PERU	128	605	213
CAMEROON	2 328	1 536	536	BRAZIL	43 925	71 525	25 263
GABON	88	121	43	CYPRUS	86	122	46
ZAIRE	141	118	44	SYRIA	32	88	32
RWANDA	281	261	94	IRAN	7	238	83
ANGOLA	109	329	117	ISRAEL	26 596	42 471	14 745
ETHIOPIA	658	739	266	AFGHANISTAN	1 698	841	294
KENYA	1 199	898	319	PAKISTAN	26 228	27 328	9 610
TANZANIA	216	1 635	545	INDIA	17 667	21 614	7 640
MAURITIUS	365	965	344	BANGLADESH	60 295	14 076	4 863
ZAMBIA	303	1 007	339	SRI LANKA	373	253	84
ZIMBABWE	162	1 002	355	THAILAND	10 520	6 751	2 356
MALAWI	90	237	90	MALAYSIA	1 253	7 391	2 597
REP S AFRICA	11 509	32 634	11 508	PHILIPPINES	591	3 856	1 361
USA	56 370	65 483	30 008	CHINA	79 087	86 432	30 708
CANADA	12 739	15 325	5 443	SOUTH KOREA	13 531	22 431	8 162
MEXICO	414	1 979	697	JAPAN	667	2 231	777
GUATEMALA	147	342	121	TAIWAN	19 079	22 225	7 917
EL SALVADOR	70	110	38	HONG KONG	13 002	34 003	12 234
NICARAGUA	145	171	62	MACAO	2 856	10 955	3 838
COSTA RICA	167	315	108	EXPORTS	370 435	693 987	243 740
PANAMA	243	555	194	FRANCE	33 517	73 626	25 993
CUBA	223	513	186	BELGIUM LUX	34 104	45 407	15 969
WEST INDIES	36	80	30	NETHERLANDS	95 935	124 597	43 886
HAITI	185	422	156	ITALY	22 812	38 527	13 604
DOMINIC REP	63	346	119	UNITD KINGDOM	37 247	48 935	17 098
TRINIDAD TOB	186	247	85				
COLOMBIA	315	1 374	488				
VENEZUELA	1 044	2 504	861				

6 IMPORTS AND EXPORTS (SPECIAL TRADE) BY GROUPS OF THE SITC-REV. II AND BY COUNTRIES OF PRODUCTION AND CONSUMPTION 1984

GROUP COUNTRY	DT * 100 KG	1 000 DM	1 000 \$	GROUP COUNTRY	DT * 100 KG	1 000 DM	1 000 \$
IRELAND	493	954	334	CANADA	480	556	206
DENMARK	15 411	22 032	7 670	MEXICO	2 690	1 000	357
GREECE	5 415	4 161	1 476	PERU	24	119	40
ICELAND	262	918	319	BRAZIL	4 069	1 321	457
NORWAY	2 949	9 210	3 230	IRAN	13 098	270 881	95 218
SWEDEN	7 776	14 237	4 951	ISRAEL	9 382	15 448	5 449
FINLAND	1 026	3 189	1 119	ARAB EMIRAT	2	113	40
SWITZERLAND	28 521	85 520	30 135	AFGHANISTAN	7 378	47 011	16 568
AUSTRIA	34 770	86 547	30 383	PAKISTAN	16 597	147 016	51 946
PORTUGAL	463	868	312	INDIA	108 354	333 186	117 189
SPAIN	654	3 438	1 251	BANGLADESH	682	542	195
ANDORRA	152	206	73	SRI LANKA	1 395	578	198
MALTA	60	278	98	NEPAL	8 009	50 029	17 665
YUGOSLAVIA	1 658	4 550	1 597	BURMA	43	230	85
TURKEY	1 339	1 478	523	THAILAND	55	197	69
SOVIETUNION	159	245	81	VIETNAM	165	527	174
POLAND	2 126	3 036	1 055	PHILIPPINES	156	163	56
CZECHOSLOVA	211	913	320	CHINA	34 800	66 745	23 499
HUNGARY	893	1 500	519	SOUTH KOREA	1 576	3 424	1 223
ROMANIA	454	1 065	388	JAPAN	1 297	1 301	463
BULGARIA	137	393	132	TAIWAN	500	219	70
CANARY IS	71	150	53	HONG KONG	950	2 987	1 064
MOROCCO	483	2 418	871	NEW ZEALAND	149	213	76
ALGERIA	1 100	891	323				
TUNISIA	423	1 552	553	EXPORTS	711 528	798 747	281 449
LIBYA	116	772	262	FRANCE	88 965	91 829	32 308
EGYPT	55	349	125	BELGIUM LUX	60 940	82 736	29 136
SUDAN	432	915	311	NETHERLANDS	146 542	134 509	47 453
GUINEA	285	146	51	ITALY	46 356	50 628	17 898
LIBERIA	144	88	30	UNT D KINGDOM	49 860	40 975	14 371
NIGERIA	10	91	30	IRELAND	1 596	843	293
CAMEROON	155	98	36	DENMARK	32 643	20 877	7 331
RWANDA	219	555	184	GREECE	1 782	2 217	788
ETHIOPIA	771	1 819	600	ICELAND	1 586	1 201	424
KENYA	124	791	273	FAROE IS	217	85	30
UGANDA	65	179	61	NORWAY	14 842	14 808	5 184
TANZANIA	112	172	57	SWEDEN	25 630	26 380	9 251
REP S AFRICA	2 634	5 883	2 038	FINLAND	4 629	4 592	1 608
USA	19 960	52 096	18 107	SWITZERLAND	87 709	131 513	46 423
CANADA	1 655	4 968	1 745	AUSTRIA	84 110	92 802	32 705
BRAZIL	68	99	30	PORTUGAL	378	341	121
CHILE	165	447	155	SPAIN	2 858	5 552	1 918
CYPRUS	208	386	139	ANDORRA	158	277	95
LEBANON	191	309	105	YUGOSLAVIA	247	450	158
SYRIA	111	113	39	TURKEY	364	659	228
IRAQ	181	1 236	436	SOVIETUNION	625	443	160
IRAN	293	779	284	POLAND	4 704	3 892	1 391
ISRAEL	315	1 019	358	CZECHOSLOVA	337	834	308
JORDAN	919	1 140	401	HUNGARY	187	255	88
SAUDI ARABIA	3 304	11 857	4 169	BULGARIA	164	151	51
KUWAIT	931	2 764	961	CANARY IS	1 193	1 103	386
BAHRAIN	273	864	299	TUNISIA	426	264	99
QATAR	78	393	137	EGYPT	2 139	4 631	1 600
ARAB EMIRAT	410	1 294	457	NIGERIA	200	251	92
OMAN	89	239	85	KENYA	111	133	45
NORTH YEMEN	15	88	31	REP S AFRICA	5 949	5 360	1 910
SOUTH YEMEN	341	270	90	USA	13 066	32 301	11 379
PAKISTAN	555	585	203	CANADA	1 501	2 425	862
BANGLADESH	310	561	212	NETH ANTILL	188	233	79
THAILAND	114	667	229	BRAZIL	26	291	99
INDONESIA	78	408	141	CHILE	501	525	181
MALAYSIA	65	187	68	URUGUAY	46	96	35
SINGAPORE	804	3 168	1 116	CYPRUS	658	679	231
CHINA	43	136	47	LEBANON	1 110	1 526	514
SOUTH KOREA	18	139	47	SYRIA	6	109	38
JAPAN	1 425	9 072	3 210	IRAQ	588	944	335
HONG KONG	312	1 697	590	IRAN	224	1 780	640
AUSTRALIA	616	2 514	890	ISRAEL	1 019	877	308
NEW ZEALAND	89	374	129	JORDAN	716	413	147
				SAUDI ARABIA	12 488	17 709	6 294
659 FLOOR COVERINGS ETC				KUWAIT	1 016	1 111	396
IMPORTS	2 108 952	2 319 260	817 744	BAHRAIN	355	216	74
FRANCE	27 364	16 564	5 908	QATAR	36	145	48
BELGIUM LUX	1 075 484	639 787	225 887	ARAB EMIRAT	531	4 305	1 581
NETHERLANDS	426 598	226 761	79 914	INDIA	16	169	54
ITALY	18 077	15 607	5 456	INDONESIA	548	509	172
UNT D KINGDOM	21 137	28 016	9 863	SINGAPORE	457	829	289
IRELAND	968	1 437	512	CHINA	32	366	131
DENMARK	65 225	44 576	15 724	SOUTH KOREA	860	1 886	659
GREECE	17 736	21 363	7 529	JAPAN	1 935	2 975	1 039
NORWAY	204	116	37	TAIWAN	877	418	151
SWEDEN	3 598	1 820	638	HONG KONG	1 006	766	267
FINLAND	1 309	3 067	1 082	AUSTRALIA	3 079	3 104	1 093
SWITZERLAND	29 166	39 848	14 028	NEW ZEALAND	328	183	67
AUSTRIA	61 770	39 680	14 013	661 CEMENT ETC BUILDING PROD			
PORTUGAL	7 254	6 653	2 335	IMPORTS	27 328 968	876 636	308 009
SPAIN	7 203	4 973	1 762	FRANCE	6 210 359	141 730	49 882
YUGOSLAVIA	6 189	1 651	588	BELGIUM LUX	5 848 509	81 435	28 591
TURKEY	10 161	79 655	28 145	NETHERLANDS	2 236 624	43 301	15 234
SOVIETUNION	2 908	30 903	10 960	ITALY	5 097 085	406 745	142 986
POLAND	1 928	589	200	UNT D KINGDOM	37 609	6 596	2 297
CZECHOSLOVA	4 577	4 080	1 447	IRELAND	220	91	33
HUNGARY	23 357	7 991	2 792	DENMARK	508 801	11 883	4 191
ROMANIA	459	2 744	958	GREECE	46 649	5 873	2 069
BULGARIA	549	3 434	1 201	NORWAY	8 203	1 057	372
ALBANIA	1 625	7 563	2 627	SWEDEN	43 759	4 022	1 425
MOROCCO	72 129	114 316	40 537	FINLAND	11 615	1 830	643
ALGERIA	89	169	59	SWITZERLAND	305 203	15 656	5 496
TUNISIA	2 267	15 641	5 456	AUSTRIA	572 839	22 455	7 786
EGYPT	5 413	12 190	4 298	PORTUGAL	1 741 214	40 140	14 090
ETHIOPIA	75	187	62				
USA	2 010	3 635	1 265				

6 IMPORTS AND EXPORTS (SPECIAL TRADE) BY GROUPS OF THE SITC-REV. II AND BY COUNTRIES OF PRODUCTION AND CONSUMPTION 1984

GROUP COUNTRY	DT = 100 KG	1 000 DM	1 000 \$	GROUP COUNTRY	DT = 100 KG	1 000 DM	1 000 \$
SPAIN	488 049	33 169	11 654	SPAIN	430 647	37 875	13 477
YUGOSLAVIA	104 982	3 475	1 227	YUGOSLAVIA	308 504	21 053	7 430
TURKEY	7 295	473	171	TURKEY	13 487	946	328
POLAND	1 997 954	15 327	5 373	POLAND	2 682	225	80
CZECHOSLOVA	1 804 037	24 437	8 577	CZECHOSLOVA	128 017	5 961	2 103
HUNGARY	6 925	429	162	HUNGARY	38 397	2 817	990
ROMANIA	147 983	3 543	1 250	REP S AFRICA	1 596	227	83
BULGARIA	29 505	1 022	355	USA	9 368	7 118	2 493
USA	8 784	1 774	619	CANADA	6 376	848	306
CANADA	17 987	1 233	434	BRAZIL	7 080	900	311
MEXICO	562	292	102	ISRAEL	17 463	1 372	484
BRAZIL	1 973	332	117	THAILAND	167 139	22 091	7 901
PAKISTAN	627	380	131	SOUTH KOREA	26 887	3 726	1 326
INDIA	27 297	1 410	490	JAPAN	85 036	16 975	6 022
CHINA	1 263	194	70	TAIWAN	783	181	64
SOUTH KOREA	316	89	33				
JAPAN	772	179	61	EXPORTS	13 345 941	1 484 425	524 445
TAIWAN	12 802	5 862	2 018				
EXPORTS	28 102 633	506 454	178 021	FRANCE	2 475 534	310 601	109 972
				BELGIUM LUX	1 531 801	131 887	46 545
FRANCE	1 358 884	27 803	9 784	NETHERLANDS	956 728	86 283	30 562
BELGIUM LUX	1 611 841	37 677	13 281	ITALY	693 641	79 086	27 857
NETHERLANDS	18 470 837	236 918	83 341	UNT D KINGDOM	363 605	54 071	19 089
ITALY	53 563	6 300	2 197	IRELAND	12 455	1 713	600
UNT D KINGDOM	852 685	13 676	4 785	DENMARK	356 689	30 839	10 845
IRELAND	14 379	294	101	GREECE	95 243	13 309	4 722
DENMARK	348 779	9 536	3 360	ICELAND	6 716	714	251
GREECE	1 957	317	115	NORWAY	141 725	16 952	5 939
ICELAND	3 279	221	75	SWEDEN	325 266	39 886	14 142
NORWAY	20 340	4 746	1 691	FINLAND	166 194	17 700	6 215
SWEDEN	33 033	3 354	1 188	SWITZERLAND	1 472 197	87 799	30 895
FINLAND	51 112	2 904	1 027	AUSTRIA	1 205 558	96 630	34 145
SWITZERLAND	877 094	41 354	14 534	PORTUGAL	37 365	4 739	1 681
AUSTRIA	213 987	20 744	7 311	SPAIN	147 730	21 658	7 618
SPAIN	10 831	1 059	370	YUGOSLAVIA	82 036	18 413	6 526
YUGOSLAVIA	3 869	106	37	TURKEY	135 099	18 066	6 234
TURKEY	8 886	212	71	SOVIET UNION	21 085	9 134	3 041
SOVIET UNION	4 924	1 046	357	POLAND	55 139	7 426	2 600
CZECHOSLOVA	6 509	1 230	428	CZECHOSLOVA	28 456	8 604	3 020
HUNGARY	1 615	208	75	HUNGARY	47 308	10 222	3 555
MOROCCO	5 149	94	32	ROMANIA	41 626	5 678	2 060
TUNISIA	27 742	650	224	BULGARIA	140 922	20 962	7 398
LIBYA	491 362	19 883	6 829	ALBANIA	2 559	523	183
EGYPT	282 324	5 196	1 836	CANARY IS	2 158	238	85
SUDAN	14 026	293	111	MOROCCO	42 829	3 486	1 229
GUINEA	199 311	1 054	378	ALGERIA	119 120	10 464	3 720
LIBERIA	14 778	339	117	TUNISIA	27 629	3 927	1 377
IVORY COAST	4 502	92	34	LIBYA	52 316	6 608	2 378
GHANA	51 519	829	290	EGYPT	48 577	6 891	2 467
NIGERIA	905 228	11 878	4 028	SUDAN	182	81	30
BURUNDI	9 012	97	35	NIGER	1 177	126	44
ANGOLA	8 430	281	99	SENEGAL	1 511	196	72
ETHIOPIA	63 147	865	297	GUINEA	363	92	31
SOMALIA	23 424	262	96	SIERRA LEONE	1 398	225	76
TANZANIA	15 239	228	83	LIBERIA	7 018	776	272
MADAGASCAR	15 986	296	104	BENIN	639	104	37
REP S AFRICA	14 467	599	215	NIGERIA	60 277	8 086	2 877
USA	6 243	2 776	969	CAMEROON	3 643	362	126
CANADA	11 261	2 354	831	GABON	2 309	242	83
MEXICO	3 658	425	154	CONGO	1 806	225	78
HONDURAS	3 673	127	45	ZAIRE	4 105	572	202
EL SALVADOR	4 617	127	45	ANGOLA	1 485	245	88
TRINIDAD TOB	7 875	165	60	ETHIOPIA	3 300	296	106
CHILE	8 302	235	85	KENYA	11 655	1 705	619
ARGENTINA	968	93	35	TANZANIA	4 610	785	280
CYPRUS	20 003	371	123	MOZAMBIQUE	1 153	150	55
SYRIA	4 924	109	38	REUNION	5 689	638	228
IRAQ	914 139	14 783	5 265	REP S AFRICA	147 105	17 237	6 077
IRAN	15 957	3 410	1 255	USA	395 691	64 602	22 848
ISRAEL	3 752	305	105	CANADA	125 273	16 810	5 944
JORDAN	1 311	126	45	MEXICO	11 014	4 555	1 621
SAUDI ARABIA	363 473	7 569	2 730	GUATEMALA	2 272	332	121
KUWAIT	38 145	4 465	1 556	COSTA RICA	1 293	137	50
BAHRAIN	15 726	545	195	PANAMA	803	169	61
QATAR	40 164	870	303	CUBA	37 828	5 901	2 079
ARAB EMIRAT	173 911	3 768	1 317	HAITI	1 297	224	73
OMAN	301 403	7 048	2 486	DOMINIC REP	4 593	613	224
PAKISTAN	15 100	356	120	GUADELOUPE	3 070	346	124
SR LANKA	13 134	175	63	MARTINIQUE	3 191	433	148
THAILAND	215	137	49	TRINIDAD TOB	6 190	988	332
INDONESIA	8 036	501	166	NETH ANTILL	823	114	41
MALAYSIA	4 965	365	124	COLOMBIA	12 870	2 431	852
SINGAPORE	2 331	473	168	VENEZUELA	13 005	1 984	700
JAPAN	1 227	639	227	ECUADOR	16 513	2 287	802
HONG KONG	721	354	126	PERU	9 714	1 878	643
AUSTRALIA	3 973	273	99	BRAZIL	7 143	1 982	718
				CHILE	3 807	628	226
				BOLIVIA	5 557	552	181
				URUGUAY	2 869	406	136
				ARGENTINA	26 814	3 692	1 296
				CYPRUS	5 723	828	288
				LEBANON	10 152	1 288	446
				SYRIA	11 571	2 537	890
				IRAQ	84 401	8 654	3 096
				IRAN	153 005	21 620	7 820
				ISRAEL	8 143	1 395	502
				JORDAN	6 992	807	285
				SAUDI ARABIA	233 580	31 856	11 320
				KUWAIT	54 127	7 630	2 709
				BAHRAIN	22 279	2 078	738
				QATAR	21 666	2 584	914
				ARAB EMIRAT	83 881	9 259	3 303
				OMAN	7 525	1 377	480
				NORTH YEMEN	2 176	231	83
662 CLAY, REFRACTORY BLDG PRD							
IMPORTS	20 621 626	1 242 484	440 350				
FRANCE	3 386 321	133 172	47 114				
BELGIUM LUX	872 278	61 553	21 749				
NETHERLANDS	6 347 946	198 164	69 890				
ITALY	6 547 833	594 765	211 368				
UNT D KINGDOM	246 241	25 386	8 941				
IRELAND	123 745	12 279	4 398				
DENMARK	774 958	16 658	5 913				
NORWAY	93 271	4 564	1 609				
SWEDEN	101 211	4 922	1 742				
SWITZERLAND	230 393	21 767	7 694				
AUSTRIA	612 308	43 809	15 424				
PORTUGAL	40 377	3 012	1 068				

6 IMPORTS AND EXPORTS (SPECIAL TRADE) BY GROUPS OF THE SITC-REV. II AND BY COUNTRIES OF PRODUCTION AND CONSUMPTION 1984

GROUP COUNTRY	DT * 100 KG	1 000 DM	1 000 \$	GROUP COUNTRY	DT * 100 KG	1 000 DM	1 000 \$
SOUTH YEMEN	3 674	277	94	TOGO	112	133	49
AFGHANISTAN	1 695	168	57	NIGERIA	9 031	3 294	1 183
PAKISTAN	39 830	5 622	2 004	CAMEROON	505	632	222
INDIA	16 971	4 855	1 762	GABON	417	304	104
BANGLADESH	141	223	76	ZAIRE	974	567	198
SRI LANKA	9 684	1 229	415	ANGOLA	1 936	422	160
BURMA	5 517	2 424	834	ETHIOPIA	584	412	143
THAILAND	17 475	2 652	950	KENYA	1 808	487	171
INDONESIA	122 992	15 940	5 797	TANZANIA	402	263	88
MALAYSIA	66 845	7 879	2 744	MADAGASCAR	66	129	47
SINGAPORE	121 016	14 371	5 049	MAURITIUS	215	149	51
PHILIPPINES	12 991	1 801	611	ZAMBIA	529	818	265
CHINA	2 461	796	296	ZIMBABWE	425	322	112
SOUTH KOREA	101 836	16 350	5 719	REP S AFRICA	38 873	26 691	9 301
JAPAN	48 405	10 056	3 541	USA	105 589	120 299	42 483
TAIWAN	147 178	22 906	8 114	CANADA	12 346	9 880	3 453
HONG KONG	85 371	9 759	3 413	MEXICO	5 321	5 115	1 774
AUSTRALIA	32 965	5 126	1 790	GUATEMALA	1 067	760	270
PAPUA NEW G	677	113	41	HONDURAS	129	132	47
NEW ZEALAND	5 106	848	298	EL SALVADOR	260	286	106
NEW CALEDON	2 405	333	121	COSTA RICA	1 720	633	220
				PANAMA	463	161	54
663 DTH NONMETAL MINERAL MFS				CUBA	13 805	2 087	729
IMPORTS	11 403 438	1 185 200	417 682	HAITI	1 510	315	111
FRANCE	1 474 567	188 948	66 629	DOMINIC REP	3 796	937	336
BELGIUM LUX	1 628 837	128 266	45 167	GUADELOUPE	73	133	46
NETHERLANDS	3 101 417	135 190	47 632	MARTINIQUE	58	114	41
ITALY	1 063 389	127 679	45 079	JAMAICA	480	144	53
UNITD KINGDOM	125 589	95 491	33 669	TRINIDAD TOB	122	91	33
IRELAND	988	9 041	3 174	COLOMBIA	785	825	292
DENMARK	1 833 523	66 909	23 656	VENEZUELA	7 383	2 383	836
GREECE	369	551	198	SURINAME	113	143	48
NORWAY	12 114	6 104	2 148	ECUADOR	4 117	1 404	499
SWEDEN	91 958	16 949	5 971	PERU	811	950	334
FINLAND	50 517	6 774	2 379	BRAZIL	5 781	6 423	2 243
SWITZERLAND	58 923	33 560	11 844	CHILE	5 125	3 006	1 056
AUSTRIA	1 406 592	145 841	51 468	BOLIVIA	632	658	219
PORTUGAL	6 084	1 929	676	URUGUAY	492	503	181
SPAIN	50 754	17 227	6 071	ARGENTINA	17 082	8 870	3 129
MALTA	393	275	96	CYPRUS	1 333	732	258
YUGOSLAVIA	91 242	12 922	4 514	LEBANON	4 663	2 676	928
POLAND	88 877	4 466	1 581	SYRIA	2 883	1 341	462
CZECHOSLOVA	241 730	4 500	1 593	IRAQ	51 597	7 546	2 739
HUNGARY	2 832	1 144	403	IRAN	54 896	41 914	14 936
ROMANIA	1 818	637	242	ISRAEL	11 239	9 123	3 219
TUNISIA	144	215	76	JORDAN	5 975	2 975	1 056
MADAGASCAR	16	348	125	SAUDI ARABIA	178 470	30 040	10 632
REP S AFRICA	1 014	875	304	KUWAIT	20 074	5 690	1 979
SWAZILAND	596	320	117	BAHRAIN	6 310	1 277	443
USA	34 156	106 897	37 583	QATAR	2 644	886	314
CANADA	3 474	2 866	1 011	ARAB EMIRAT	28 587	5 377	1 887
PERU	2 218	1 915	671	OMAN	1 287	597	210
BRAZIL	4 535	4 517	1 606	AFGHANISTAN	169	249	89
ISRAEL	2 008	9 463	3 351	PAKISTAN	9 012	4 127	1 462
INDIA	354	1 344	473	INDIA	7 789	9 640	3 375
CHINA	903	568	199	BANGLADESH	81	95	33
SOUTH KOREA	8 156	5 968	2 092	SRI LANKA	1 346	600	209
JAPAN	8 092	41 077	14 328	BURMA	613	635	220
TAIWAN	5 053	3 874	1 368	THAILAND	3 751	3 128	1 104
AUSTRALIA	26	157	54	INDONESIA	29 485	12 279	4 329
EXPORTS	12 380 603	1 970 089	693 607	MALAYSIA	4 366	3 913	1 382
FRANCE	2 744 404	310 003	109 187	SINGAPORE	6 372	6 534	2 294
BELGIUM LUX	1 684 750	137 871	48 480	PHILIPPINES	1 930	1 872	653
NETHERLANDS	2 477 298	173 778	61 192	CHINA	543	940	334
ITALY	579 009	170 581	60 067	NORTH KOREA	113	246	83
UNITD KINGDOM	341 302	137 453	48 379	SOUTH KOREA	6 081	3 470	1 217
IRELAND	32 574	7 865	2 779	JAPAN	4 848	10 718	3 742
DENMARK	130 512	34 129	12 028	TAIWAN	8 790	8 532	3 040
GREECE	31 923	13 183	4 669	HONG KONG	2 029	2 418	855
ICELAND	1 035	551	195	AUSTRALIA	14 754	15 719	5 470
NORWAY	95 210	24 517	8 612	PAPUA NEW G	328	99	37
SWEDEN	157 743	58 940	20 764	NEW ZEALAND	686	1 126	387
FINLAND	52 258	22 532	7 910	NEW CALEDON	88	152	54
SWITZERLAND	1 997 677	126 816	45 293	FR POLYNESIA	98	166	56
AUSTRIA	917 582	124 533	43 900	664 GLASS			
PORTUGAL	17 900	8 710	3 059	IMPORTS	6 160 936	1 066 658	376 426
SPAIN	67 741	36 303	12 833	FRANCE	812 641	113 842	40 032
MALTA	652	550	192	BELGIUM LUX	2 136 245	254 495	90 067
YUGOSLAVIA	43 085	36 848	12 863	NETHERLANDS	741 600	76 629	27 037
TURKEY	43 161	19 099	6 727	ITALY	648 841	161 595	56 953
SOVIETUNION	34 153	25 932	9 232	UNITD KINGDOM	193 099	53 280	18 825
POLAND	39 278	20 574	7 218	IRELAND	5 905	4 836	1 709
CZECHOSLOVA	16 214	16 854	5 867	DENMARK	129 977	17 987	6 315
HUNGARY	18 555	16 715	5 833	NORWAY	2 186	1 049	373
ROMANIA	17 765	12 519	4 431	SWEDEN	159 300	30 059	10 630
BULGARIA	16 475	10 888	3 735	FINLAND	119 378	49 089	17 322
ALBANIA	389	207	72	SWITZERLAND	123 579	21 543	7 484
CANARY IS	402	298	102	AUSTRIA	196 207	29 802	10 488
MOROCCO	18 139	2 001	727	PORTUGAL	239	150	51
ALGERIA	32 512	3 865	1 373	SPAIN	75 261	12 002	4 221
TUNISIA	6 072	1 913	689	YUGOSLAVIA	25 083	4 497	1 551
LIBYA	23 373	4 442	1 550	TURKEY	29 686	2 102	734
EGYPT	18 462	7 481	2 650	SOVIETUNION	58 790	2 531	896
SUDAN	83	122	45	POLAND	67 014	2 071	731
MALI	164	173	63	CZECHOSLOVA	260 814	18 164	6 388
SENEGAL	127	104	37	HUNGARY	114 616	7 114	2 528
SIERRA LEONE	383	164	59	ROMANIA	41 109	3 162	1 106
LIBERIA	520	404	142	USA	60 705	98 416	34 837
IVORY COAST	144	130	44	CANADA	10 452	8 581	3 060
GHANA	250	324	110	MEXICO	53 012	25 972	9 109
				PERU	243	117	42

6 IMPORTS AND EXPORTS (SPECIAL TRADE) BY GROUPS OF THE SITC-REV. 11 AND BY COUNTRIES OF PRODUCTION AND CONSUMPTION 1984

GROUP COUNTRY	DT = 100 KG	1 000 DM	1 000 \$	GROUP COUNTRY	DT = 100 KG	1 000 DM	1 000 \$
BRAZIL	52 761	27 473	9 812	AUSTRALIA	89 583	19 847	6 997
ISRAEL	334	412	142	PAPUA NEW G	446	91	31
INDONESIA	881	102	34	NEW ZEALAND	11 458	2 582	896
MALAYSIA	816	6 127	2 149				
SOUTH KOREA	24	82	30	665 GLASSWARE			
JAPAN	24 365	24 871	8 795				
TAIWAN	10 710	4 960	1 727	IMPORTS	4 093 033	770 289	271 687
HONG KONG	2 874	3 350	1 176				
EXPORTS	6 576 604	1 627 011	573 429	FRANCE	578 726	168 132	59 209
FRANCE	857 701	187 969	66 485	BELGIUM LUX	949 215	92 151	32 409
BELGIUM LUX	475 462	106 131	37 433	NETHERLANDS	766 667	76 111	26 842
NETHERLANDS	903 820	149 188	52 685	ITALY	346 095	110 024	39 100
ITALY	777 195	152 964	53 968	UNTD KINGDOM	56 841	23 544	8 245
UNTD KINGDOM	473 372	151 808	53 436	IRELAND	415	135	45
IRELAND	19 644	9 352	3 246	DENMARK	29 808	9 643	3 368
DENMARK	159 761	31 332	11 049	NORWAY	83	142	51
GREECE	64 926	8 867	3 128	SWEDEN	19 985	8 906	3 120
ICELAND	2 120	862	299	FINLAND	694	1 405	485
NORWAY	111 409	21 797	7 628	SWITZERLAND	169 446	18 647	6 558
SWEDEN	270 424	63 220	22 374	AUSTRIA	257 345	73 212	25 780
FINLAND	153 167	29 485	10 381	PORTUGAL	5 422	3 887	1 371
SWITZERLAND	411 708	89 370	31 373	SPAIN	25 062	10 188	3 601
AUSTRIA	539 614	119 349	41 995	YUGOSLAVIA	45 304	12 700	4 477
PORTUGAL	6 939	5 405	1 911	TURKEY	51 964	27 315	9 676
SPAIN	75 775	37 728	13 441	SOVIETUNION	1 264	451	158
MALTA	1 121	337	112	POLAND	155 890	11 322	3 984
YUGOSLAVIA	75 090	19 454	6 806	CZECHOSLOVA	226 033	27 034	9 503
TURKEY	11 556	4 006	1 402	HUNGARY	304 341	17 722	6 297
SOVIETUNION	509	861	307	ROMANIA	32 936	20 966	7 470
POLAND	10 524	5 695	1 989	BULGARIA	561	394	135
CZECHOSLOVA	7 775	5 382	1 885	USA	14 685	22 783	8 054
HUNGARY	58 094	12 792	4 496	CANADA	556	126	46
ROMANIA	2 118	1 062	364	MEXICO	4 832	2 159	774
BULGARIA	8 581	5 683	2 014	PERU	42	122	45
CANARY IS	930	183	64	BRAZIL	21	234	84
MOROCCO	731	171	60	ISRAEL	68	299	107
ALGERIA	13 522	3 001	1 032	INDIA	8 159	6 582	2 293
TUNISIA	3 294	554	193	THAILAND	344	198	72
LIBYA	6 254	1 334	488	CHINA	4 811	2 757	997
EGYPT	17 495	2 781	990	SOUTH KOREA	125	345	121
SUDAN	791	169	57	JAPAN	1 408	2 913	1 030
LIBERIA	566	236	85	TAIWAN	11 317	15 692	5 467
IVORY COAST	2 297	328	120	HONG KONG	2 213	1 766	623
GHANA	95	118	41	EXPORTS	5 485 441	1 197 899	421 875
NIGERIA	10 027	1 836	648	FRANCE	1 283 019	166 948	58 919
CAMEROON	1 417	218	75	BELGIUM LUX	608 204	74 358	26 248
GABON	2 607	309	111	NETHERLANDS	1 935 705	193 503	68 252
KENYA	785	224	81	ITALY	162 945	66 997	23 566
TANZANIA	632	135	44	UNTD KINGDOM	158 239	60 633	21 347
REUNION	3 600	428	147	IRELAND	26 687	5 844	2 036
ZAMBIA	479	119	42	DENMARK	125 640	32 144	11 271
ZIMBABWE	821	122	44	GREECE	78 173	25 545	9 004
REP S AFRICA	49 085	14 758	5 226	ICELAND	1 884	1 059	367
USA	270 458	177 013	62 346	NORWAY	19 415	11 044	3 867
CANADA	71 703	11 913	4 159	SWEDEN	31 286	22 395	7 849
MEXICO	788	1 427	501	FINLAND	17 994	7 474	2 647
EL SALVADOR	700	91	30	SWITZERLAND	309 907	75 760	26 711
PANAMA	1 697	414	156	AUSTRIA	186 033	66 171	23 374
CUBA	635	578	209	PORTUGAL	1 181	1 529	546
HAITI	1 594	133	45	SPAIN	24 715	17 325	6 115
DOMINIC REP	1 481	191	68	ANDORRA	58	107	37
MARTINIQUE	625	109	37	MALTA	1 064	1 185	420
BARBADOS	824	175	60	YUGOSLAVIA	27 773	4 314	1 515
TRINIDAD TOB	7 682	937	318	NETHERLANDS	904	1 241	432
NETH ANTILL	1 817	248	88	POLAND	238	633	221
COLOMBIA	3 517	1 747	618	CZECHOSLOVA	264	1 374	473
VENEZUELA	1 707	1 244	428	HUNGARY	564	738	253
SURINAME	1 229	215	72	ROMANIA	1 609	1 408	480
ECUADOR	2 017	609	211	BULGARIA	138	269	97
PERU	321	128	41	CANARY IS	273	661	223
BRAZIL	1 621	2 942	1 025	MOROCCO	316	431	148
CHILE	464	762	265	ALGERIA	3 102	652	229
URUGUAY	299	160	53	TUNISIA	1 239	1 030	370
ARGENTINA	4 114	2 450	881	LIBYA	265	503	179
CYPRUS	8 460	1 063	374	EGYPT	332	1 066	387
LEBANON	10 522	1 457	482	SUDAN	9 393	3 193	1 160
SYRIA	944	542	191	MALI	143	87	32
IRAQ	4 832	3 728	1 305	GAMBIA	4	214	74
IRAN	3 799	2 290	786	LIBERIA	438	97	33
ISRAEL	31 879	6 424	2 241	IVORY COAST	333	86	32
JORDAN	8 038	1 379	490	GHANA	2 970	484	168
SAUDI ARABIA	163 854	22 843	8 113	TOGO	4 799	429	156
KUWAIT	8 312	2 732	948	NIGERIA	1 367	159	56
BAHRAIN	5 480	758	265	ZAIRE	813	339	117
QATAR	2 749	445	161	ANGOLA	40	88	34
ARAB EMIRAT	7 535	2 954	1 044	ETHIOPIA	62	234	81
OMAN	6 859	986	353	KENYA	150	281	94
AFGHANISTAN	858	245	82	TANZANIA	859	618	210
PAKISTAN	1 147	870	304	MAURITIUS	2 552	439	162
INDIA	9 167	4 924	1 740	ZIMBABWE	186	130	42
BANGLADESH	1 382	189	64	MALAWI	154	312	110
THAILAND	21 793	4 634	1 623	REP S AFRICA	174	106	39
INDONESIA	2 375	895	323	USA	10 398	10 171	3 606
MALAYSIA	9 294	4 484	1 572	CANADA	157 089	187 917	66 249
SINGAPORE	16 344	5 144	1 821	MEXICO	17 434	17 129	6 024
PHILIPPINES	766	1 375	478	BERMUDA	1 027	1 249	440
CHINA	2 125	4 409	1 569	GUATEMALA	189	359	127
NORTH KOREA	23	261	96	NICARAGUA	517	181	67
SOUTH KOREA	84 812	8 088	2 837	COSTA RICA	44	178	64
JAPAN	28 516	59 026	20 817	PANAMA	85	281	97
TAIWAN	8 386	3 551	1 234	CUBA	233	1 092	393
HONG KONG	49 420	6 511	2 260				

6 IMPORTS AND EXPORTS (SPECIAL TRADE) BY GROUPS OF THE SITC-REV. 11 AND BY COUNTRIES OF PRODUCTION AND CONSUMPTION 1984

GROUP COUNTRY	DT * 100 KG	1 000 DM	1 000 \$	GROUP COUNTRY	DT * 100 KG	1 000 DM	1 000 \$
BAHAMAS	154	309	111	DENMARK	28 466	18 044	6 336
DOMINIC REP	69	129	45	GREECE	11 485	7 087	2 511
AM VIRGIN IS	37	168	59	ICELAND	981	1 666	583
CAYMAN IS	78	192	70	NORWAY	16 715	15 372	5 405
BARBADOS	50	114	42	SWEDEN	34 320	40 512	14 223
TRINIDAD TOB	1 165	626	217	FINLAND	5 313	4 352	1 523
NETH ANTILL	95	248	85	SWITZERLAND	48 884	59 292	20 877
COLOMBIA	440	628	222	AUSTRIA	50 574	58 726	20 632
VENEZUELA	1 927	1 309	454	PORTUGAL	214	264	95
ECUADOR	1 072	960	335	SPAIN	6 175	7 424	2 598
PERU	351	530	186	ANDORRA	45	109	35
BRAZIL	578	1 086	383	MALTA	370	552	196
CHILE	4 105	2 158	764	YUGOSLAVIA	321	609	211
PARAGUAY	74	100	31	TURKEY	295	581	202
URUGUAY	254	333	120	HUNGARY	1 276	1 444	492
ARGENTINA	175	626	214	CANARY IS	218	382	134
CYPRUS	1 869	1 310	452	MOROCCO	120	229	80
LEBANON	733	641	218	ALGERIA	40	154	59
SYRIA	1 264	1 742	602	TUNISIA	143	211	70
IRAQ	3 279	3 634	1 236	EGYPT	1 063	1 130	385
IRAN	51 394	22 934	8 079	NIGERIA	276	402	133
ISRAEL	4 421	5 533	1 976	CAMEROON	179	132	46
JORDAN	463	713	251	GABON	83	90	31
SAUDI ARABIA	133 736	21 120	7 257	ETHIOPIA	56	168	57
KUWAIT	1 287	1 551	541	UGANDA	123	234	76
BAHRAIN	151	395	136	REUNION	91	135	48
QATAR	205	174	58	REP S AFRICA	1 652	2 842	999
ARAB EMIRAT	2 001	1 625	565	USA	53 606	138 627	48 963
OMAN	139	152	49	CANADA	7 443	15 761	5 573
AFGHANISTAN	511	531	186	MEXICO	7	158	54
PAKISTAN	2 439	2 811	992	BERMUDA	185	1 072	389
INDIA	341	1 695	611	GUATEMALA	124	117	40
BANGLADESH	202	229	79	PANAMA	78	239	84
SRI LANKA	254	423	154	BAHAMAS	119	743	257
BURMA	1 225	645	233	AM VIRGIN IS	36	115	40
THAILAND	1 845	1 710	595	CAYMAN IS	41	257	90
VIETNAM	28	110	38	JAMAICA	82	302	105
INDONESIA	1 798	2 021	704	BARBADOS	108	400	142
MALAYSIA	2 730	1 899	655	TRINIDAD TOB	65	97	34
SINGAPORE	1 393	2 057	715	NETH ANTILL	143	942	333
PHILIPPINES	448	517	180	COLOMBIA	100	333	119
CHINA	218	524	178	VENEZUELA	255	473	163
SOUTH KOREA	2 240	3 395	1 172	ECUADOR	56	145	48
JAPAN	12 092	16 258	5 732	ARGENTINA	37	115	41
TAIWAN	882	853	289	CYPRUS	693	1 205	424
HONG KONG	1 700	3 398	1 193	LEBANON	237	381	130
AUSTRALIA	12 789	12 688	4 461	SYRIA	97	167	56
NEW ZEALAND	1 836	2 178	772	IRAQ	179	314	111
NEW CALEDON	1 747	217	74	ISRAEL	2 466	2 524	905
FR POLYNESIA	2 586	484	166	JORDAN	249	592	211
				SAUDI ARABIA	1 382	4 844	1 695
666 POTTERY				KUWAIT	502	1 159	410
IMPORTS	707 213	471 812	166 227	BAHRAIN	160	334	118
FRANCE	67 319	37 660	13 246	QATAR	69	147	53
BELGIUM LUX	20 465	25 869	9 016	ARAB EMIRAT	481	1 503	522
NETHERLANDS	37 814	26 193	9 238	OMAN	31	143	47
ITALY	188 806	101 919	36 026	PAKISTAN	198	821	296
UNTD KINGDOM	100 822	62 141	21 984	THAILAND	55	245	85
IRELAND	644	812	286	INDONESIA	93	105	37
DENMARK	4 905	14 820	5 145	MALAYSIA	49	125	43
GREECE	809	750	259	SINGAPORE	435	1 621	575
NORWAY	96	180	62	PHILIPPINES	124	325	112
SWEDEN	2 613	4 092	1 450	JAPAN	2 150	6 047	2 139
FINLAND	1 122	1 619	575	TAIWAN	27	198	71
SWITZERLAND	2 237	7 163	2 523	HONG KONG	770	1 602	549
AUSTRIA	2 871	4 705	1 640	AUSTRALIA	7 463	8 714	3 071
PORTUGAL	75 584	30 827	10 872	NEW ZEALAND	1 655	2 855	1 000
SPAIN	14 167	10 977	3 843	AMER OCEANIA	10	146	51
YUGOSLAVIA	5 361	3 018	1 075	667 PEARL, PREC., SEMI-P STONE			
TURKEY	615	201	70	IMPORTS	14 984	768 146	270 536
SOVIETUNION	1 885	516	180	FRANCE	42	8 865	3 136
POLAND	1 465	473	162	NETHERLANDS	1	10 644	3 706
CZECHOSLOVA	3 561	1 529	544	ITALY	41	607	209
HUNGARY	2 372	4 689	1 632	UNTD KINGDOM	42	7 109	2 521
ROMANIA	999	360	119	IRELAND	1	1 130	381
BULGARIA	527	230	80	NORWAY	70	125	45
USA	477	2 125	742	SWEDEN	1	375	129
MEXICO	564	810	286	SWITZERLAND	217	68 734	24 312
BRAZIL	6 393	1 098	379	AUSTRIA	71	5 175	1 814
CHILE	454	440	159	PORTUGAL	1	495	174
URUGUAY	63	327	114	SOVIETUNION	104	101 564	35 265
ARGENTINA	500	230	79	BULGARIA	46	1 017	359
ISRAEL	67	125	45	SIERRA LEONE	83	30	30
SRI LANKA	574	769	273	NIGERIA	16	3 080	1 087
THAILAND	3 261	1 056	370	ZAIRE	44	238	89
MALAYSIA	67	433	146	KENYA	21	4 882	1 715
PHILIPPINES	1 048	748	265	TANZANIA	41	245	86
CHINA	13 318	5 809	2 058	MADAGASCAR	66	1 011	335
SOUTH KOREA	36 030	19 461	6 942	ZAMBIA	78	1 878	646
JAPAN	17 820	29 503	10 383	ZIMBABWE	723	254	254
TAIWAN	86 743	65 996	23 211	REP S AFRICA	560	4 314	1 535
HONG KONG	1 776	1 402	493	USA	6 267	30 908	10 996
MACAO	574	279	99	PANAMA	2	572	899
EXPORTS	678 568	782 119	275 582	COLOMBIA	1	120	371
FRANCE	78 331	75 706	26 795	PERU	100	128	46
BELGIUM LUX	35 559	37 313	12 165	BRAZIL	5 806	29 313	10 248
NETHERLANDS	99 269	64 637	22 787	URUGUAY	172	116	42
ITALY	141 510	149 278	52 573	ARGENTINA	43	145	52
UNTD KINGDOM	31 296	35 325	12 469	ISRAEL	57 642	57 642	20 407
IRELAND	224	185	62	AFGHANISTAN	157	1 722	607
				PAKISTAN	267	2 203	779

6 IMPORTS AND EXPORTS (SPECIAL TRADE) BY GROUPS OF THE SITC-REV. II AND BY COUNTRIES OF PRODUCTION AND CONSUMPTION 1984

GROUP COUNTRY	QT = 100 KG	1 000 DM	1 000 \$	GROUP COUNTRY	QT = 100 KG	1 000 DM	1 000 \$
INDIA	47	59 194	20 910	INDONESIA	60 634	21 174	7 623
SRI LANKA		1 969	678	CHINA	268	507	167
BURMA		123	46	JAPAN	38 314	14 134	4 963
THAILAND	9	37 830	13 339	TAIWAN	271	109	38
MALAYSIA		135	48	NEW CALEDON	232 270	90 401	31 583
SINGAPORE		325	113				
CHINA	1	1 803	651	EXPORTS	8 129 636	822 790	289 790
SOUTH KOREA		777	263				
JAPAN	94	81 688	29 111	FRANCE	4 138 494	271 096	95 358
TAIWAN	13	1 208	421	BELGIUM LUX	569 666	77 871	27 510
HONG KONG	159	9 090	3 216	NETHERLANDS	368 881	36 168	12 810
AUSTRALIA	157	3 317	1 180	ITALY	972 140	94 323	33 121
				UNTD KINGDOM	154 849	26 487	9 435
EXPORTS	4 128	495 192	175 014	IRELAND	1 100	231	81
FRANCE	35	18 025	6 328	DENMARK	34 604	6 757	2 378
NETHERLANDS	171	10 966	3 843	GREECE	17 917	3 182	1 123
ITALY	200	15 904	5 677	NORWAY	11 692	1 942	671
UNTD KINGDOM	28	70 670	24 676	SWEDEN	89 791	20 596	7 266
IRELAND		184	64	FINLAND	59 501	6 537	2 319
DENMARK	20	1 561	552	SWITZERLAND	428 944	34 930	12 271
GREECE	3	417	150	AUSTRIA	213 205	34 515	12 180
NORWAY	48	2 982	1 053	PORTUGAL	3 768	598	213
SWEDEN	4	1 900	668	SPAIN	36 350	10 212	3 574
FINLAND	1	1 059	369	YUGOSLAVIA	42 824	8 178	2 883
SWITZERLAND	122	105 085	38 009	TURKEY	38 825	4 007	1 451
AUSTRIA	107	16 444	5 830	SOVIETUNION	3 331	2 822	1 042
PORTUGAL		408	146	POLAND	2 560	643	221
SPAIN	5	1 935	681	CZECHOSLOVA	14 533	4 900	1 655
YUGOSLAVIA		344	123	HUNGARY	6 804	2 078	703
CZECHOSLOVA	54	239	83	ROMANIA	52 298	12 759	4 361
HUNGARY	1	517	170	BULGARIA	15 984	3 347	1 170
BULGARIA		134	47	MOROCCO	480	119	44
CANARY IS		107	38	ALGERIA	69 222	4 787	1 704
TUNISIA		130	46	TUNISIA	1 141	244	82
LIBYA		106	39	LIBYA	914	117	39
EGYPT		168	55	EGYPT	2 958	732	265
MAURITANIA	1	220	81	GUINEA	505	112	40
MALI	10	513	183	SIERRA LEONE	950	210	69
KENYA	13	231	82	NIGERIA	6 205	1 099	367
REP S AFRICA	4	1 139	409	GABON	3 220	621	218
USA	124	96 288	33 753	ANGOLA	20 900	4 578	1 626
CANADA	3	4 299	1 510	TANZANIA	12 346	2 307	797
PANAMA		1 722	598	REP S AFRICA	3 418	1 436	507
COLOMBIA		247	85	USA	278 769	58 016	20 560
VENEZUELA		124	42	CANADA	100 855	13 465	4 699
BRAZIL	51	489	169	MEXICO	1 298	534	188
CYPRUS	2	1 037	361	EL SALVADOR	670	125	44
LEBANON	2	794	277	COSTA RICA	1 204	106	37
IRAN	2	1 175	429	COLOMBIA	997	189	72
ISRAEL	2	8 392	3 039	VENEZUELA	13 396	1 857	677
SAUDI ARABIA	20	1 587	567	PERU	2 494	483	166
KUWAIT		183	66	BRAZIL	3 261	771	275
ARAB EMIRAT	1	1 100	401	CHILE	2 298	330	117
INDIA	127	5 420	1 891	BOLIVIA	400	138	44
SRI LANKA		136	48	ARGENTINA	8 266	2 102	729
THAILAND	153	5 402	1 903	IRAN	17 298	3 156	1 131
MALAYSIA		1 189	423	ISRAEL	6 959	1 209	411
SINGAPORE		2 438	846	JORDAN	3 500	448	150
CHINA	517	1 496	497	SAUDI ARABIA	651	1 042	367
JAPAN	1 508	12 204	4 329	ARAB EMIRAT	1 002	122	43
TAIWAN	255	565	204	PAKISTAN	2 650	562	205
HONG KONG	479	23 860	8 281	INDIA	63 605	17 746	6 288
AUSTRALIA		1 679	680	THAILAND	6 372	635	227
NEW ZEALAND		627	224	INDONESIA	3 492	745	262
				MALAYSIA	11 035	841	299
671 PIG IRON ETC				SINGAPORE	715	119	43
IMPORTS	10 845 840	1 813 017	636 473	PHILIPPINES	2 358	450	156
FRANCE	1 027 014	138 557	48 589	CHINA	58 960	16 101	5 523
BELGIUM LUX	179 146	101 973	35 829	SOUTH KOREA	3 612	779	272
NETHERLANDS	84 394	10 427	3 704	JAPAN	117 557	15 552	5 612
ITALY	169 763	30 051	10 495	TAIWAN	3 842	1 535	552
UNTD KINGDOM	98 693	59 974	20 991	HONG KONG	310	685	248
IRELAND	58	278	101	AUSTRALIA	7 331	1 636	579
GREECE	551 044	156 781	55 812	NEW ZEALAND	837	144	52
ICELAND	305 489	52 658	18 496				
NORWAY	2 346 557	344 050	120 769	672 IRON, STL PRIMARY FORMS			
SWEDEN	631 514	97 648	33 993	IMPORTS	17 503 038	1 774 895	623 324
FINLAND	810	85	30	FRANCE	1 332 649	117 928	41 812
SWITZERLAND	12 747	2 158	761	BELGIUM LUX	5 414 134	485 372	170 822
AUSTRIA	24 845	32 487	11 494	NETHERLANDS	2 838 597	209 006	74 143
PORTUGAL	227 741	27 041	9 519	ITALY	901 380	89 052	31 416
SPAIN	199 081	30 428	10 582	UNTD KINGDOM	1 446 017	272 691	95 560
YUGOSLAVIA	113 243	20 627	7 365	DENMARK	40 836	2 962	1 007
TURKEY	77 564	19 478	6 627	NORWAY	108 056	8 270	3 062
SOVIETUNION	428 821	25 265	8 969	SWEDEN	389 720	38 546	13 537
POLAND	19 749	2 771	1 011	FINLAND	531 270	95 532	32 874
CZECHOSLOVA	123 723	10 936	3 935	SWITZERLAND	39 310	3 890	1 388
ROMANIA	7 304	761	259	AUSTRIA	1 646 904	131 057	46 095
BULGARIA	6 883	877	306	PORTUGAL	1 025	95	36
ALBANIA	6 762	957	326	SPAIN	931 811	185 099	64 497
ZIMBABWE	386 661	74 024	25 876	YUGOSLAVIA	203 777	14 750	5 333
REP S AFRICA	1 698 955	217 604	75 523	TURKEY	35 068	3 258	1 168
USA	32 869	18 474	6 497	SOVIETUNION	14 614	994	352
CANADA	735 197	33 275	11 715	POLAND	127 004	5 782	2 023
DOMINIC REP	54 084	29 790	10 320	CZECHOSLOVA	331 552	23 313	8 300
COLOMBIA	10 905	6 835	2 325	HUNGARY	81 100	5 309	1 861
VENEZUELA	5 440	161	57	BULGARIA	314 991	22 078	7 604
BRAZIL	874 181	128 719	45 649	ALGERIA	163 868	11 691	4 061
CHILE	503	1 050	376	EGYPT	9 873	807	263
ISRAEL	4 705	882	287	REP S AFRICA	55 498	3 530	1 259
INDIA	67 341	9 572	3 497	USA	525	192	65
				CANADA	136 783	9 526	3 174

6 IMPORTS AND EXPORTS (SPECIAL TRADE) BY GROUPS OF THE SITC-REV. 11 AND BY COUNTRIES OF PRODUCTION AND CONSUMPTION 1984

GROUP COUNTRY	DT * 100 KG	1 000 DM	1 000 \$	GROUP COUNTRY	DT * 100 KG	1 000 DM	1 000 \$
MEXICO	57 921	4 940	1 628	ARGENTINA	183 126	14 358	4 875
VENEZUELA	3 535	194	70	SOUTH KOREA	54 587	16 930	6 006
BRAZIL	274 291	17 980	6 035	JAPAN	57 973	11 570	4 068
INDIA	747	4 570	1 552				
SOUTH KOREA	26 339	2 102	749	EXPORTS	28 335 026	3 151 445	1 107 447
JAPAN	43 657	4 331	1 561				
EXPORTS	40 819 285	3 512 903	1 231 985	FRANCE	5 306 230	585 405	206 280
FRANCE	4 540 719	320 605	113 567	BELGIUM LUX	2 483 342	271 624	95 653
BELGIUM LUX	3 475 449	418 399	147 318	NETHERLANDS	3 959 030	399 876	141 775
NETHERLANDS	1 591 405	104 811	36 908	ITALY	1 486 351	176 459	61 805
ITALY	4 550 056	347 130	121 824	UNITED KINGDOM	1 022 076	148 875	52 241
UNITED KINGDOM	4 438 277	609 958	214 214	IRELAND	32 620	5 578	1 984
DENMARK	273 223	21 684	7 539	DENMARK	727 253	89 610	31 523
GREECE	329 030	20 555	7 051	GREECE	123 438	12 470	4 385
NORWAY	347 177	25 062	8 904	ICELAND	2 658	372	129
SWEDEN	555 582	46 357	16 425	NORWAY	482 810	52 708	18 498
FINLAND	124 518	29 470	10 331	SWEDEN	1 009 917	113 419	39 744
SWITZERLAND	1 061 825	83 424	29 141	FINLAND	283 728	33 618	11 747
AUSTRIA	666 782	50 220	17 628	SWITZERLAND	1 588 572	195 036	68 680
PORTUGAL	650 068	45 100	16 139	AUSTRIA	1 065 902	127 111	44 839
SPAIN	1 518 172	206 631	72 677	PORTUGAL	133 760	15 898	5 646
YUGOSLAVIA	52 386	5 531	1 865	SPAIN	486 195	53 666	18 900
TURKEY	56 308	3 922	1 366	MALTA	10 593	1 020	358
SOVIET UNION	343 185	30 024	10 187	YUGOSLAVIA	132 462	24 950	8 715
ROMANIA	2 591	403	144	TURKEY	325 634	29 516	10 299
BULGARIA	2 415	446	167	SOVIET UNION	370 580	42 897	15 175
MOROCCO	909 089	43 669	15 103	POLAND	93 381	17 130	6 083
ALGERIA	884 129	64 167	21 995	CZECHOSLOVAKIA	725	1 061	352
TUNISIA	234 243	12 488	4 392	HUNGARY	13 236	4 134	1 428
LIBYA	38 283	2 970	1 002	ROMANIA	29 773	7 626	2 660
EGYPT	168 820	10 732	3 927	BULGARIA	197 675	20 877	7 274
TOGO	4 935	265	102	ALBANIA	1 468	427	147
NIGERIA	134 381	7 558	2 488	MOROCCO	10 352	784	266
CAMEROON	50 267	2 151	767	ALGERIA	832 423	62 235	22 382
KENYA	81 476	4 738	1 587	TUNISIA	23 794	1 859	662
REP S AFRICA	4 400	645	239	LIBYA	65 200	6 578	2 319
USA	7 740 004	567 605	198 245	EGYPT	156 921	13 006	4 504
CANADA	645 482	50 005	17 367	SUDAN	8 186	2 421	817
MEXICO	697 907	49 303	17 333	MALI	2 978	334	120
HONDURAS	1 798	156	50	GUIN BISSAU	5 722	934	305
COSTA RICA	48 884	2 200	813	GUINEA	3 986	363	123
DOMINIC REP	8 135	539	199	LIBERIA	4 256	404	142
TRINIDAD TOB	10 301	541	205	IVORY COAST	2 428	190	70
VENEZUELA	1 885	276	90	GHANA	4 993	690	246
ECUADOR	4 372	399	143	TOGO	2 500	197	73
PERU	71 353	6 303	2 190	NIGERIA	82 317	7 804	2 870
CHILE	2 097	161	58	CAMEROON	4 368	478	167
BOLIVIA	91 544	6 496	2 281	GABON	1 272	103	40
ARGENTINA	502 710	33 881	11 227	CONGO	2 045	295	104
LEBANON	47 405	2 727	912	ZAIRE	16 807	1 665	580
IRAQ	100 915	7 352	2 744	BURUNDI	4 364	455	153
IRAN	628 137	46 065	16 381	ANGOLA	28 420	2 245	733
ISRAEL	392 388	27 947	10 073	ETHIOPIA	8 267	668	227
JORDAN	121 372	6 815	2 251	SOMALIA	4 652	384	129
SAUDI ARABIA	862 070	70 317	24 434	KENYA	20 042	1 630	553
KUWAIT	156 541	11 182	3 911	UGANDA	8 540	704	258
AFGHANISTAN	5 718	437	145	TANZANIA	13 313	1 152	395
PAKISTAN	103 421	7 096	2 497	MOZAMBIQUE	925	91	33
INDIA	239 509	16 582	5 947	REUNION	4 402	334	117
BANGLADESH	54 602	3 436	1 303	COMOROS	1 034	106	38
BURMA	26 734	1 330	482	ZAMBIA	1 244	109	40
THAILAND	121 680	5 129	1 861	ZIMBABWE	2 553	504	173
MALAYSIA	407 060	23 070	7 819	MALAWI	778	83	30
SINGAPORE	136 583	9 133	3 140	REP S AFRICA	87 408	15 910	5 579
CHINA	418 989	21 635	7 263	USA	1 914 688	222 936	77 565
JAPAN	3 129	676	221	CANADA	329 305	44 113	15 506
TAIWAN	24 864	10 606	3 883	MEXICO	25 552	4 239	1 509
AUSTRALIA	49 505	4 192	1 455	GUATEMALA	3 363	270	96
				HONDURAS	836	165	58
				EL SALVADOR	2 184	275	100
				COSTA RICA	1 778	169	58
				CUBA	39 597	5 585	1 975
				DOMINIC REP	985	255	90
				GUADELOUPE	21 483	1 615	566
				MARTINIQUE	6 719	486	176
				NETH ANTILL	2 057	213	69
				COLOMBIA	10 283	1 277	457
				VENEZUELA	44 067	6 537	2 285
				SURINAME	7 910	612	227
				FRENCH GUIAN	1 206	89	34
				ECUADOR	9 761	1 089	384
				PERU	9 660	971	344
				BRAZIL	64 088	8 039	2 730
				CHILE	25 440	3 174	1 106
				BOLIVIA	1 464	138	50
				URUGUAY	2 834	255	90
				ARGENTINA	56 556	6 616	2 344
				CYPRUS	3 672	349	120
				LEBANON	5 425	526	180
				SYRIA	50 757	4 939	1 664
				IRAQ	110 362	12 600	4 473
				IRAN	446 392	55 571	19 663
				ISRAEL	100 008	14 424	5 091
				JORDAN	21 341	1 710	587
				SAUDI ARABIA	83 233	10 073	3 557
				KUWAIT	2 316	528	182
				BAHRAIN	8 236	1 207	434
				QATAR	3 939	911	335
				ARAB EMIRAT	61 135	5 164	1 738
				OMAN	4 144	437	146
				NORTH YEMEN	3 766	501	169
				PAKISTAN	60 698	7 233	2 542
				INDIA	193 457	22 106	7 805
				BANGLADESH	513	154	55

GROUP COUNTRY	DT = 100 KG	1 000 DM	1 000 \$	GROUP COUNTRY	DT = 100 KG	1 000 DM	1 000 \$
SRI LANKA	3 306	466	159	KENYA	115 197	11 404	4 009
BURMA	2 457	211	76	UGANDA	4 176	491	169
THAILAND	190 001	12 734	4 443	TANZANIA	6 720	669	234
INDONESIA	6 950	1 142	407	MOZAMBIQUE	5 016	382	135
MALAYSIA	21 526	2 959	1 058	MAURITIUS	2 022	341	118
SINGAPORE	41 828	7 466	2 638	ZAMBIA	1 542	261	88
PHILIPPINES	1 638	310	114	ZIMBABWE	8 071	1 169	423
CHINA	1 307 439	93 581	31 586	REP S AFRICA	217 344	36 995	12 983
SOUTH KOREA	136 158	13 697	4 549	USA	7 041 037	940 187	328 978
JAPAN	5 413	1 333	465	CANADA	273 242	47 538	16 450
TAIWAN	27 772	3 691	1 273	MEXICO	666 924	71 801	25 257
HONG KONG	7 083	1 289	444	GUATEMALA	23 369	3 075	1 069
AUSTRALIA	37 329	6 175	2 150	HONDURAS	2 401	237	79
NEW ZEALAND	4 664	1 468	527	EL SALVADOR	16 615	1 487	510
NEW CALEDON	3 041	220	82	NICARAGUA	13 235	1 146	415
FR POLYNESIA	3 381	258	91	COSTA RICA	58 794	10 170	3 619
674 IRN, STL UNIV, PLATE, SHEET				PANAMA	11 695	2 308	826
IMPORTS	34 978 464	3 956 925	1 394 507	CUBA	8 138	1 403	492
FRANCE	6 639 592	801 735	282 674	DOMINIC REP	15 701	2 465	893
BELGIUM LUX	9 125 222	965 891	340 622	JAMAICA	2 227	267	89
NETHERLANDS	2 573 728	267 249	94 707	ST VINCENT	24 961	2 866	996
ITALY	2 114 613	310 098	109 490	TRINIDAD TOB	10 840	920	328
UNTD KINGDOM	1 467 201	217 316	76 539	NETH ANTILL	26 928	2 263	782
DENMARK	909 912	71 695	25 353	COLOMBIA	210 977	20 285	7 167
GREECE	172 364	16 065	5 713	VENEZUELA	139 443	17 715	6 129
NORWAY	13 022	1 299	447	ECUADOR	33 266	5 771	2 010
SWEDEN	1 718 562	273 817	96 099	PERU	193 128	30 004	10 163
FINLAND	1 157 797	147 831	51 835	BRAZIL	70 723	16 275	5 658
SWITZERLAND	418 880	48 730	16 960	CHILE	60 891	8 711	3 075
AUSTRIA	2 816 797	304 709	107 563	URUGUAY	1 728	562	193
PORTUGAL	102 449	10 380	3 785	ARGENTINA	172 969	28 885	9 777
SPAIN	708 708	81 556	28 250	CYPRUS	34 951	3 548	1 249
YUGOSLAVIA	336 774	22 753	7 999	LEBANON	83 200	9 814	3 400
SOVIETUNION	60 138	4 127	1 474	SYRIA	130 127	12 428	4 347
POLAND	318 980	23 510	8 195	IRAQ	75 724	9 982	3 547
CZECHOSLOVA	1 040 906	81 871	29 026	IRAN	2 310 003	266 094	94 678
HUNGARY	435 030	32 596	11 553	ISRAEL	291 580	52 193	18 540
ROMANIA	783 087	56 788	20 191	JORDAN	44 650	5 413	1 897
BULGARIA	285 157	20 599	7 210	SAUDI ARABIA	316 024	38 821	13 714
ALGERIA	10 641	880	307	KUWAIT	30 096	3 330	1 157
REP S AFRICA	170 662	18 932	6 612	BAHRAIN	8 562	684	245
USA	79 406	13 055	4 638	QATAR	1 998	269	92
CANADA	68 016	5 422	1 951	ARAB EMIRAT	114 931	11 279	4 144
MEXICO	94 747	7 411	2 427	OMAN	2 220	264	95
BRAZIL	1 018 143	91 116	31 906	NORTH YEMEN	10 190	2 025	674
ISRAEL	966	102	37	SOUTH YEMEN	2 972	795	292
THAILAND	3 935	213	79	AFGHANISTAN	1 279	208	70
SOUTH KOREA	1 478	410	144	PAKISTAN	776 845	52 240	18 517
JAPAN	329 463	58 440	20 592	INDIA	3 028 640	260 591	91 747
AUSTRALIA	1 639	195	72	BANGLADESH	88 548	7 512	2 667
EXPORTS	57 006 765	6 866 657	2 414 032	SRI LANKA	12 359	970	341
FRANCE	5 501 700	609 534	215 147	BURMA	8 959	724	278
BELGIUM LUX	1 978 970	256 752	90 859	THAILAND	253 820	13 860	4 837
NETHERLANDS	3 447 611	465 463	163 913	INDONESIA	141 087	13 274	4 836
ITALY	2 124 726	306 134	107 712	MALAYSIA	799	309	107
UNTD KINGDOM	2 992 219	406 523	142 922	BRUNEI	1 277	96	33
IRELAND	55 191	9 288	3 302	SINGAPORE	19 344	3 380	1 200
DENMARK	1 572 354	203 333	71 624	PHILIPPINES	365	130	47
GREECE	381 302	64 002	22 661	CHINA	1 114 614	109 849	38 970
ICELAND	16 627	3 413	1 216	NORTH KOREA	7 010	1 302	480
NORWAY	862 205	96 356	33 804	SDUTH KOREA	23 052	6 908	2 448
SWEDEN	2 289 784	263 386	92 365	JAPAN	18 100	4 292	1 496
FINLAND	528 102	78 132	27 435	TAIWAN	39 386	6 823	2 412
SWITZERLAND	1 714 307	241 482	84 393	HONG KONG	29 387	6 235	2 181
AUSTRIA	1 233 700	185 254	65 177	AUSTRALIA	51 973	18 115	6 444
PORTUGAL	377 172	43 200	15 245	NEW ZEALAND	3 667	1 288	456
SPAIN	2 416 418	263 392	92 684	FR POLYNESIA	1 790	178	67
MALTA	13 294	2 370	811	675 IRON, STEEL HOOP, STRIP			
YUGOSLAVIA	549 769	92 111	32 301	IMPORTS	5 974 706	787 580	277 171
TURKEY	316 856	58 607	20 668	FRANCE	1 589 226	242 014	85 121
SOVIETUNION	7 760 671	689 625	241 508	BELGIUM LUX	2 137 986	198 130	69 836
POLAND	374 159	55 189	19 327	NETHERLANDS	527 584	47 048	16 482
CZECHOSLOVA	49 040	6 644	2 336	ITALY	323 847	37 210	13 118
HUNGARY	117 052	34 063	12 074	UNTD KINGDOM	138 688	31 954	11 221
ROMANIA	28 697	10 427	3 639	IRELAND	251	126	48
BULGARIA	238 088	41 269	14 506	DENMARK	4 943	701	253
ALBANIA	7 128	969	345	GREECE	16 948	2 578	907
MOROCCO	213 341	25 810	9 025	NORWAY	17 675	1 927	696
ALGERIA	638 109	83 331	29 293	SWEDEN	274 515	78 795	27 775
TUNISIA	171 010	17 940	6 221	FINLAND	56 036	11 844	4 153
LIBYA	39 923	4 251	1 522	SWITZERLAND	81 635	9 570	3 381
EGYPT	213 224	25 352	8 829	AUSTRIA	487 361	68 816	24 178
SUDAN	12 360	2 020	713	SPAIN	39 344	12 693	4 427
MALI	1 603	145	51	YUGOSLAVIA	10 137	1 344	483
SENEGAL	5 585	1 145	399	POLAND	44 063	3 023	1 034
GUIN BISSAU	930	156	51	CZECHOSLOVA	147 772	10 524	3 772
SIERRA LEONE	1 675	151	53	HUNGARY	3 702	256	91
LIBERIA	6 173	753	266	REP S AFRICA	403	160	52
IVORY COAST	30 959	2 956	1 038	USA	11 703	10 765	3 817
GHANA	5 655	765	257	CANADA	164	201	66
TOGO	11 400	1 120	402	VENEZUELA	30 444	2 652	883
NIGERIA	87 895	9 285	3 202	BRAZIL	631	239	82
CAMEROON	21 597	2 484	853	INDIA	5	150	56
GABON	2 985	464	159	SOUTH KOREA	637	323	116
CONGO	5 842	684	231	JAPAN	26 857	14 481	5 105
ZAIRE	4 565	661	228	EXPORTS	13 369 502	2 180 668	767 304
BURUNDI	5 290	1 052	370	FRANCE	1 715 361	276 613	97 545
ANGOLA	9 053	694	250	BELGIUM LUX	754 702	94 670	33 305
ETHIOPIA	46 915	4 882	1 701	NETHERLANDS	1 473 306	224 045	78 884

6 IMPORTS AND EXPORTS (SPECIAL TRADE) BY GROUPS OF THE SITC-REV. II AND BY COUNTRIES OF PRODUCTION AND CONSUMPTION 1984

GROUP COUNTRY	DT * 100 KG	1 000 DM	1 000 \$	GROUP COUNTRY	DT * 100 KG	1 000 DM	1 000 \$
ITALY	738 315	123 212	43 482	EXPORTS	1 878 555	184 654	65 227
UNTD KINGDOM	727 711	153 387	53 982	FRANCE	57 371	5 096	1 833
IRELAND	38 068	5 259	1 851	BELGIUM LUX	7 943	1 795	645
DENMARK	352 063	56 872	20 021	NETHERLANDS	335 297	40 892	14 407
GREECE	62 573	8 403	2 994	ITALY	674 228	27 958	9 906
ICELAND	660	106	38	UNTD KINGDOM	2 597	930	330
NORWAY	100 104	13 221	4 612	IRELAND	35 250	3 923	1 332
SWEDEN	539 124	67 804	23 921	DENMARK	88 119	11 059	3 867
FINLAND	58 062	12 306	4 299	GREECE	3 679	634	221
SWITZERLAND	1 402 500	185 152	64 837	NORWAY	22 869	3 700	1 352
AUSTRIA	592 518	95 482	33 726	SWEDEN	20 499	4 005	1 415
PORTUGAL	115 324	14 183	5 035	FINLAND	15 647	2 423	869
SPAIN	487 072	54 354	19 010	SWITZERLAND	116 849	15 749	5 599
MALTA	510	95	35	AUSTRIA	38 572	4 396	1 572
YUGOSLAVIA	280 317	56 668	19 866	PORTUGAL	6 603	876	288
TURKEY	27 181	7 712	2 717	SPAIN	6 166	1 104	388
SOVIETUNION	1 713 374	272 948	96 146	YUGOSLAVIA	5 043	1 346	482
POLAND	35 435	7 887	2 737	TURKEY	5 871	1 228	420
CZECHOSLOVA	28 445	8 090	2 861	HUNGARY	2 357	601	201
HUNGARY	32 160	8 698	3 113	EGYPT	532	143	47
ROMANIA	89 141	23 816	8 274	LIBERIA	6 735	1 349	462
BULGARIA	110 349	19 722	6 987	NIGERIA	543	132	48
ALBANIA	842	141	49	GABON	650	118	44
MOROCCO	4 578	582	206	ETHIOPIA	389	129	49
ALGERIA	74 884	9 441	3 390	REP S AFRICA	253	173	62
TUNISIA	633	204	72	USA	347 500	40 722	14 312
LIBYA	52 179	4 415	1 515	CANADA	13 348	4 614	1 656
EGYPT	64 896	14 867	5 321	MEXICO	19 984	2 242	816
SUDAN	1 562	173	61	BRAZIL	3 411	502	181
SENEGAL	526	91	33	IRAQ	7 478	1 721	577
IVORY COAST	8 839	1 487	527	IRAN	2 116	608	222
GHANA	5 752	785	256	ISRAEL	658	136	48
NIGERIA	6 080	818	295	JORDAN	2 410	776	275
GABON	1 497	205	71	SAUDI ARABIA	7 378	852	309
CONGO	1 164	218	76	PAKISTAN	4 968	122	44
ZAIRE	13 070	2 082	727	INDIA	709	93	36
ETHIOPIA	1 113	233	79	INDONESIA	1 166	270	100
KENYA	6 817	710	243	SINGAPORE	1 870	237	79
TANZANIA	2 883	884	292	SOUTH KOREA	6 493	997	375
ZAMBIA	2 428	362	122	TAIWAN	498	124	46
REP S AFRICA	33 800	9 484	3 348	HONG KONG	117	149	49
USA	495 643	145 256	51 066	677 IRN, STL WIRE EXCL W ROD			
CANADA	36 706	11 976	4 209	IMPORTS	2 735 761	518 026	182 762
MEXICO	114 259	17 289	6 014	FRANCE	415 348	96 493	34 089
GUATEMALA	4 215	835	290	BELGIUM LUX	889 981	165 659	58 526
HONDURAS	5 942	516	183	NETHERLANDS	111 781	18 829	6 677
EL SALVADOR	3 334	363	130	ITALY	238 551	46 083	16 184
COSTA RICA	525	112	40	UNTD KINGDOM	35 609	10 754	3 757
CUBA	5 746	1 116	384	IRELAND	998	721	255
DOMINIC REP	6 149	824	289	DENMARK	7 764	1 490	518
COLOMBIA	1 580	530	186	NORWAY	6 028	751	264
VENEZUELA	14 127	3 024	1 037	SWEDEN	130 557	59 240	20 805
ECUADOR	5 381	795	276	FINLAND	1 912	306	108
PERU	7 779	1 731	624	SWITZERLAND	97 604	16 902	5 930
BRAZIL	14 762	6 847	2 396	AUSTRIA	310 049	46 799	16 521
CHILE	3 068	834	294	SPAIN	12 389	4 853	1 687
URUGUAY	3 081	885	308	YUGOSLAVIA	1 224	140	48
ARGENTINA	19 903	6 835	2 369	SOVIETUNION	36 803	2 729	934
CYPRUS	10 576	901	311	POLAND	15 073	1 286	461
LEBANON	643	150	52	CZECHOSLOVA	248 344	17 218	6 144
SYRIA	31 206	4 785	1 646	HUNGARY	31 069	2 429	861
IRAQ	34 916	6 943	2 354	ROMANIA	119 354	9 209	3 304
IRAN	254 052	39 367	14 113	USA	6 265	6 164	2 212
ISRAEL	44 415	8 490	2 964	BRAZIL	1 413	945	336
JORDAN	1 394	221	75	CHINA	2 263	414	139
SAUDI ARABIA	38 286	7 582	2 673	SOUTH KOREA	2 906	1 374	478
KUWAIT	914	207	72	JAPAN	11 937	7 029	2 452
BAHRAIN	5 951	1 068	377	EXPORTS	3 294 808	647 791	227 924
ARAB EMIRAT	5 338	1 086	384	FRANCE	594 537	95 006	33 437
AFGHANISTAN	2 824	202	73	BELGIUM LUX	463 973	75 372	26 499
PAKISTAN	51 803	5 102	1 763	NETHERLANDS	550 744	90 706	31 914
INDIA	80 109	11 724	4 129	ITALY	89 837	19 266	6 803
SRI LANKA	3 394	655	233	UNTD KINGDOM	96 617	22 906	8 100
THAILAND	14 411	2 129	752	IRELAND	19 874	4 553	1 619
INDONESIA	7 811	1 771	631	DENMARK	156 928	23 911	8 418
MALAYSIA	2 172	745	260	GREECE	21 362	4 008	1 408
SINGAPORE	29 031	6 837	2 408	NORWAY	17 740	3 421	1 215
PHILIPPINES	396	134	47	SWEDEN	42 565	9 130	3 213
CHINA	195 978	27 385	9 488	FINLAND	26 576	5 494	1 943
SOUTH KOREA	8 822	1 854	654	SWITZERLAND	131 580	42 884	15 022
JAPAN	1 854	771	267	AUSTRIA	146 119	29 341	10 292
TAIWAN	8 463	2 934	1 018	PORTUGAL	9 797	3 668	1 294
HONG KONG	13 851	3 956	1 393	SPAIN	19 153	4 871	1 730
AUSTRALIA	12 839	4 469	1 583	YUGOSLAVIA	23 314	9 316	3 229
NEW ZEALAND	5 578	1 120	384	TURKEY	11 611	2 860	1 027
676 RAILWAY RAILS ETC IRN, STL				SOVIETUNION	33 910	9 715	3 430
IMPORTS	116 246	10 287	3 611	POLAND	35 692	11 424	3 962
FRANCE	1 889	554	193	CZECHOSLOVA	6 459	3 618	1 273
BELGIUM LUX	14 816	2 759	959	HUNGARY	50 028	9 041	3 205
NETHERLANDS	31 546	1 222	429	ROMANIA	9 085	6 356	2 197
ITALY	1 350	258	91	BULGARIA	20 612	7 341	2 623
UNTD KINGDOM	3 499	561	199	ALBANIA	160	102	34
SWEDEN	11 448	793	286	MOROCCO	17 657	1 512	559
SWITZERLAND	2 666	709	243	ALGERIA	28 172	4 800	1 702
AUSTRIA	10 018	901	318	TUNISIA	1 005	266	92
POLAND	30 817	1 874	667	LIBYA	3 671	765	277
CZECHOSLOVA	6 081	310	103	EGYPT	19 149	3 316	1 171
USA	168	90	34	SUDAN	954	127	44

6 IMPORTS AND EXPORTS (SPECIAL TRADE) BY GROUPS OF THE SITC-REV. II AND BY COUNTRIES OF PRODUCTION AND CONSUMPTION 1984

GROUP COUNTRY	DT = 100 KG	1 000 DM	1 000 \$	GROUP COUNTRY	DT = 100 KG	1 000 DM	1 000 \$
MALI	2 415	317	116	GREECE	86 865	15 150	5 374
IVORY COAST	6 998	911	320	ICELAND	17 803	3 244	1 160
GHANA	6 630	865	319	NORWAY	577 104	106 437	37 681
NIGERIA	23 032	3 326	1 199	SWEDEN	759 993	161 303	56 765
CAMEROON	4 791	624	212	FINLAND	266 387	59 799	21 106
GABON	1 561	204	73	SWITZERLAND	674 469	160 021	56 188
ZAIRE	936	232	81	AUSTRIA	837 421	204 119	71 847
ANGOLA	3 561	566	197	PORTUGAL	65 857	15 005	5 364
KENYA	1 372	222	75	SPAIN	70 107	30 078	10 625
UGANDA	2 493	315	115	MALTA	12 314	1 159	383
ZAMBIA	1 790	251	89	YUGOSLAVIA	157 710	42 710	15 008
MALAWI	1 558	192	71	TURKEY	72 008	17 005	6 010
REP S AFRICA	29 763	6 426	2 285	SOVIETUNION	10 778 881	1 254 149	438 193
USA	275 183	61 287	21 502	POLAND	67 531	26 387	9 049
CANADA	32 626	7 984	2 817	CZECHOSLOVA	1 243 225	160 236	56 773
MEXICO	8 120	3 683	1 311	HUNGARY	104 652	26 656	9 295
GUATEMALA	2 546	316	114	ROMANIA	24 682	11 318	4 093
HONDURAS	4 840	602	214	BULGARIA	84 876	21 407	7 549
EL SALVADOR	3 581	432	152	ALBANIA	16 755	3 283	1 154
COSTA RICA	2 869	545	193	CANARY IS	2 099	340	117
CUBA	2 675	606	219	MOROCCO	4 189	1 743	655
JAMAICA	2 272	291	105	ALGERIA	91 159	16 532	5 695
COLOMBIA	2 439	593	206	TUNISIA	36 440	5 046	1 807
VENEZUELA	3 015	1 224	426	LIBYA	581 259	88 170	30 855
PERU	1 413	300	107	EGYPT	177 035	27 847	9 857
BRAZIL	3 938	2 484	869	SUDAN	1 459	364	128
CHILE	6 197	1 758	598	MAURITANIA	16	96	35
URUGUAY	589	186	62	MALI	308	107	38
ARGENTINA	1 707	1 689	583	CAPE VERDE	379	117	43
LEBANON	3 532	526	182	SENEGAL	572	93	33
SYRIA	4 896	771	260	GUIN BISSAU	11 025	1 810	590
IRAQ	36 540	5 615	1 904	GUINEA	3 239	654	213
IRAN	65 581	12 847	4 645	LIBERIA	2 822	772	265
ISRAEL	23 044	4 203	1 465	BENIN	948	129	44
JORDAN	4 369	581	206	NIGERIA	60 561	11 210	3 828
SAUDI ARABIA	6 109	1 153	407	CAMEROON	16 489	2 080	707
KUWAIT	5 571	785	279	GABON	20 389	3 970	1 350
BAHRAIN	597	97	37	CONGO	72 456	12 227	4 124
ARAB EMIRAT	3 921	470	167	ZAIRE	70 643	10 418	3 638
NORTH YEMEN	2 579	363	132	RWANDA	1 123	233	83
PAKISTAN	1 133	302	103	BURUNDI	31 733	5 133	1 700
INDIA	4 909	2 632	914	ANGOLA	20 335	3 545	1 303
SRI LANKA	1 573	203	72	ETHIOPIA	79 140	11 661	4 131
THAILAND	1 451	306	108	SOMALIA	1 392	905	303
VIETNAM	536	328	120	KENYA	24 142	3 107	1 105
INDONESIA	11 265	2 101	740	TANZANIA	18 523	2 362	833
MALAYSIA	1 472	386	137	SEYCHELLES	1 571	202	70
SINGAPORE	2 479	717	252	MOZAMBIQUE	2 736	314	113
CHINA	8 159	2 210	754	ZAMBIA	1 253	710	241
SOUTH KOREA	1 140	1 325	462	ZIMBABWE	7 678	1 896	718
JAPAN	535	2 658	940	REP S AFRICA	171 235	50 643	17 966
TAIWAN	621	381	135	BOTSWANA	16 364	1 572	550
HONG KONG	1 438	561	197	USA	5 692 376	823 463	289 153
AUSTRALIA	1 542	476	165	CANADA	303 347	65 409	23 122
NEW ZEALAND	7 044	1 483	514	MEXICO	524 024	69 966	25 062
678 IRON, STL TUBES, PIPES, ETC				NICARAGUA	926	731	241
IMPORTS	9 427 880	1 594 972	564 047	COSTA RICA	129	177	56
FRANCE	1 771 487	292 765	105 240	CUBA	9 753	3 417	1 251
BELGIUM LUX	626 732	79 982	28 247	HAITI	710	165	57
NETHERLANDS	1 121 505	161 814	56 819	JAMAICA	1 460	324	113
ITALY	1 944 067	295 636	104 269	TRINIDAD TOB	166	217	77
UNTD KINGDOM	369 642	78 938	27 671	NETH ANTILL	28 960	3 471	1 198
IRELAND	1 640	572	202	COLOMBIA	4 063	1 058	369
DENMARK	159 188	34 574	12 111	VENEZUELA	19 682	3 716	1 323
GREECE	10 022	1 078	381	ECUADOR	509	241	85
NORWAY	13 383	3 114	1 081	PERU	11 080	1 323	473
SWEDEN	376 414	126 244	44 432	BRAZIL	9 650	4 213	1 459
FINLAND	70 220	12 514	4 405	CHILE	13 991	5 355	1 812
SWITZERLAND	772 729	156 351	55 066	BOLIVIA	812	229	80
AUSTRIA	552 062	116 450	41 190	URUGUAY	289	150	52
PORTUGAL	15 539	7 099	2 512	ARGENTINA	11 892	4 872	1 707
SPAIN	256 963	34 658	12 285	CYPRUS	65 003	6 326	2 312
YUGOSLAVIA	265 532	26 470	9 445	LEBANON	11 863	1 758	609
TURKEY	1 944	340	117	SYRIA	147 785	18 779	6 675
SOVIETUNION	116 237	7 641	2 714	IRAQ	149 083	33 117	11 708
POLAND	89 028	10 695	3 729	IRAN	903 237	127 118	45 012
CZECHOSLOVA	202 701	17 435	6 148	ISRAEL	38 120	11 010	3 901
HUNGARY	225 977	18 856	6 651	JORDAN	28 763	3 571	1 335
ROMANIA	224 817	15 418	5 532	SAUDI ARABIA	826 986	103 711	37 137
BULGARIA	16 129	1 033	350	KUWAIT	450 041	62 332	22 275
REP S AFRICA	98 522	8 355	2 917	BAHRAIN	3 651	1 469	532
USA	12 693	28 939	10 105	QATAR	42 080	4 730	1 639
CANADA	2 300	1 296	456	ARAB EMIRAT	224 771	37 380	12 941
BRAZIL	19 857	7 829	2 755	OMAN	428 815	55 028	18 720
ISRAEL	1 715	1 323	466	NORTH YEMEN	320	109	34
INDIA	7	192	70	SOUTH YEMEN	83	130	43
MALAYSIA	526	496	176	PAKISTAN	35 543	7 953	2 762
CHINA	1 837	204	74	INDIA	260 524	58 508	20 319
SOUTH KOREA	3 778	2 093	740	BANGLADESH	20 893	3 068	1 099
JAPAN	78 527	41 674	14 673	SRI LANKA	1 157	431	148
TAIWAN	3 996	2 805	989	NEPAL	2 142	528	182
EXPORTS	40 118 353	6 296 480	2 209 242	BURMA	11 918	2 622	913
FRANCE	1 293 101	273 414	96 228	THAILAND	10 623	2 103	745
BELGIUM LUX	963 438	204 259	72 004	INDONESIA	35 459	7 133	2 545
NETHERLANDS	3 838 975	672 519	235 762	MALAYSIA	46 732	5 129	1 731
ITALY	965 465	176 599	61 704	BRUNEI	150	214	78
UNTD KINGDOM	1 064 341	237 451	82 588	SINGAPORE	174 158	26 347	9 130
IRELAND	37 116	6 155	2 902	PHILIPPINES	2 954	1 109	397
DENMARK	857 649	166 627	58 629	CHINA	2 992 233	373 177	129 927
				SOUTH KOREA	7 318	4 897	1 752
				JAPAN	3 142	3 245	1 138
				TAIWAN	3 856	946	329
				HONG KONG	60 466	6 155	2 237
				AUSTRALIA	20 232	6 674	2 342

6 IMPORTS AND EXPORTS (SPECIAL TRADE) BY GROUPS OF THE SITC-REV. 11 AND BY COUNTRIES OF PRODUCTION AND CONSUMPTION 1984

GROUP COUNTRY	DT = 100 KG	1 000 DM	1 000 \$	GROUP COUNTRY	DT = 100 KG	1 000 DM	1 000 \$
NEW ZEALAND	3 557	5 923	2 106	POLAND	924	67 759	23 712
679 IRN, STL CASTINGS UNWORKE				CZECHOSLOVA	2	954	323
				HUNGARY	24	2 004	709
IMPORTS	421 645	96 656	34 025	BULGARIA	20	1 620	539
FRANCE	57 337	15 116	5 321	REP S AFRICA	144	99 918	35 109
BELGIUM LUX	34 597	8 196	2 888	USA	1 358	195 098	69 287
NETHERLANDS	53 260	17 828	6 320	CANADA	4	277	93
ITALY	25 918	6 948	2 441	MEXICO	65	5 180	1 810
UNTD KINGDOM	32 040	5 789	2 043	PERU	95	7 024	2 488
DENMARK	47 683	9 468	3 332	BRAZIL	8	90	34
GREECE	694	184	65	CHILE	764	68 287	24 050
SWEDEN	2 434	799	281	URUGUAY	32	2 934	1 103
SWITZERLAND	21 282	5 306	1 861	ISRAEL	1	285	101
AUSTRIA	18 409	7 847	2 743	ARAB EMIRAT	95	7 819	2 910
PORTUGAL	9 052	1 686	597	CHINA		140	52
SPAIN	13 180	5 121	1 779	NORTH KOREA	345	27 452	10 288
YUGOSLAVIA	11 307	1 326	468	JAPAN		449	155
TURKEY	1 476	293	103	HONG KONG	55	4 482	1 627
SOVIETUNION	1 748	99	35	AUSTRALIA		430	165
POLAND	30 542	2 778	970	NEW ZEALAND	1	133	48
CZECHOSLOVA	1 081	286	101	EXPORTS	10 795	873 582	306 764
HUNGARY	33 501	3 682	1 294	FRANCE	565	75 734	26 686
ROMANIA	15 220	1 650	591	BELGIUM LUX	277	14 177	5 077
USA	707	657	234	NETHERLANDS	398	61 217	21 425
CANADA	56	109	41	ITALY	950	65 806	23 465
CHINA	9 689	1 267	442	UNTD KINGDOM	1 084	88 813	30 790
EXPORTS	1 421 491	415 601	146 206	IRELAND	38	996	345
FRANCE	232 340	60 315	21 450	DENMARK	160	9 614	3 369
BELGIUM LUX	157 682	42 465	14 974	GREECE	106	5 034	1 778
NETHERLANDS	166 959	57 493	20 221	NORWAY	296	24 677	8 599
ITALY	39 287	10 279	3 606	SWEDEN	1 158	38 952	13 690
UNTD KINGDOM	95 961	34 027	12 038	FINLAND	368	3 368	1 185
IRELAND	5 899	1 555	549	SWITZERLAND	936	151 999	52 963
DENMARK	47 171	14 715	5 144	AUSTRIA	1 390	93 071	33 106
GREECE	2 894	483	172	PORTUGAL	241	14 545	5 131
ICELAND	489	107	39	SPAIN	154	5 944	2 098
NORWAY	36 803	5 553	1 932	MALTA		142	50
SWEDEN	88 951	30 137	10 565	YUGOSLAVIA	104	5 196	1 801
FINLAND	13 457	3 868	1 357	TURKEY	46	2 608	900
SWITZERLAND	68 715	25 855	9 117	SOVIETUNION		108	36
AUSTRIA	158 230	40 311	14 105	POLAND	4	3 494	1 269
PORTUGAL	1 307	480	162	CZECHOSLOVA	8	415	143
SPAIN	2 442	1 032	362	HUNGARY	293	25 406	9 033
YUGOSLAVIA	1 968	813	282	ROMANIA	7	3 162	1 052
TURKEY	1 039	183	61	BULGARIA	239	5 723	2 003
SOVIETUNION	28 703	6 740	2 317	ALBANIA	2	228	82
POLAND	1 117	123	42	MOROCCO	2	145	52
HUNGARY	3 867	1 673	590	ALGERIA	46	986	324
ALGERIA	20 746	8 804	3 122	TUNISIA	4	190	70
LIBYA	9 100	1 047	370	LIBYA	12	985	369
EGYPT	2 495	1 803	621	EGYPT	21	820	283
LIBERIA	81 482	6 562	2 311	ANGOLA	8	140	48
GABON	1 007	105	37	REP S AFRICA	206	3 331	1 183
ZAIRE	800	101	34	USA	168	77 594	27 032
ETHIOPIA	1 346	177	63	CANADA	18	3 395	1 222
REP S AFRICA	2 713	699	242	MEXICO	3	876	315
USA	92 051	38 578	13 418	HONDURAS		147	53
CANADA	3 849	3 316	1 158	JAMAICA	3	279	100
MEXICO	3 017	1 671	573	COLOMBIA		115	40
ECUADOR	1 000	140	53	VENEZUELA	8	501	176
BRAZIL	2 029	749	266	BRAZIL	119	8 922	3 071
ARGENTINA	487	402	145	CHILE	2	358	127
IRAQ	6 589	2 243	810	ARGENTINA	4	616	213
IRAN	10 440	3 159	1 112	CYPRUS	4	801	283
ISRAEL	8 071	1 492	525	LEBANON		806	287
SAUDI ARABIA	6 431	1 769	628	SYRIA		259	91
KUWAIT	707	534	192	IRAQ	205	3 693	1 344
BAHRAIN	1 017	162	58	IRAN	222	4 834	1 752
ARAB EMIRAT	488	113	40	ISRAEL	72	2 872	1 031
NORTH YEMEN	934	167	63	JORDAN	4	193	70
PAKISTAN	112	88	32	SAUDI ARABIA	128	1 056	370
INDIA	2 921	1 633	584	KUWAIT	42	601	209
THAILAND	496	101	34	ARAB EMIRAT	26	933	311
MALAYSIA	1 990	295	106	PAKISTAN	18	634	223
SINGAPORE	159	128	46	INDIA	38	1 291	459
CHINA	1 958	426	154	SRI LANKA	3	143	55
JAPAN	237	170	59	THAILAND	47	302	109
AUSTRALIA	133	119	43	INDONESIA	4	144	48
681 SILVER, PLATINUM, ETC				MALAYSIA	2	1 587	564
IMPORTS	10 923	1 498 297	531 591	SINGAPORE	104	3 951	1 368
FRANCE	1 542	107 756	37 960	PHILIPPINES	3	279	94
BELGIUM LUX	655	56 986	20 436	CHINA	2	196	65
NETHERLANDS	559	81 595	28 813	NORTH KOREA		410	158
ITALY	8	27 832	10 322	SOUTH KOREA	1	219	76
UNTD KINGDOM	536	192 297	68 671	JAPAN	23	36 191	12 724
IRELAND	33	1 533	537	TAIWAN	153	6 325	2 219
DENMARK	6	228	81	HONG KONG	99	2 765	956
GREECE	2	103	40	AUSTRALIA	124	2 697	948
NORWAY	73	20 953	7 233	NEW ZEALAND	5	200	72
SWEDEN	1 964	148 005	52 350	682 COPPER EXC CEMENT COPPER			
FINLAND	20	1 437	492	IMPORTS	8 415 250	3 778 144	1 333 686
SWITZERLAND	1 031	206 409	73 213	FRANCE	719 215	366 757	129 401
AUSTRIA	161	18 098	6 421	BELGIUM LUX	1 391 507	648 388	228 658
SPAIN	38	4 184	1 460	NETHERLANDS	197 157	89 457	32 011
YUGOSLAVIA	286	23 588	8 476	ITALY	200 985	120 439	42 572
TURKEY	4	203	75	UNTD KINGDOM	209 336	109 522	38 946
SOVIETUNION	68	114 700	40 389	IRELAND	440	366	122
				DENMARK	25 661	10 471	3 685
				GREECE	39 425	20 519	7 314

6 IMPORTS AND EXPORTS (SPECIAL TRADE) BY GROUPS OF THE SITC-REV. II AND BY COUNTRIES OF PRODUCTION AND CONSUMPTION 1984

GROUP COUNTRY	DT = 100 KG	1 000 DM	1 000 \$	GROUP COUNTRY	DT = 100 KG	1 000 DM	1 000 \$
NORWAY	127 955	54 618	19 323	SRI LANKA	382	301	109
SWEDEN	197 185	122 816	43 364	BURMA	3 351	1 956	737
FINLAND	90 313	49 452	17 502	THAILAND	739	755	267
SWITZERLAND	139 366	98 591	34 632	INDONESIA	6 237	4 705	1 679
AUSTRIA	114 953	64 155	22 609	MALAYSIA	2 843	2 998	1 069
PORTUGAL	2 249	855	318	SINGAPORE	25 784	26 590	9 421
SPAIN	146 089	61 675	21 922	PHILIPPINES	357	461	154
YUGOSLAVIA	78 718	33 932	11 992	CHINA	18 921	8 108	2 765
SOVIETUNION	225 481	89 000	30 692	SOUTH KOREA	4 782	7 103	2 497
POLAND	928 101	359 997	126 355	JAPAN	1 959	3 629	1 266
HUNGARY	65 845	26 697	9 392	TAIWAN	9 627	10 390	3 639
ROMANIA	17 327	5 537	1 840	HONG KONG	34 830	54 484	19 043
BULGARIA	1 791	742	250	AUSTRALIA	15 198	12 008	4 206
ZAIRE	790 647	305 105	107 168	NEW ZEALAND	1 495	1 617	568
ZAMBIA	123 834	48 531	17 280				
REP S AFRICA	687 630	281 201	98 889	683 NICKEL			
USA	49 406	71 719	25 342				
CANADA	283 144	113 997	40 404	IMPORTS	553 053	816 398	286 120
MEXICO	15 111	16 962	6 167				
PERU	182 862	68 997	24 046	FRANCE	45 445	57 994	20 622
BRAZIL	802	675	231	BELGIUM LUX	4 615	5 380	1 920
CHILE	1 263 424	491 322	174 765	NETHERLANDS	5 434	8 553	3 037
OMAN	24 150	9 448	3 410	ITALY	1 169	2 869	1 022
JAPAN	8 939	9 482	3 376	UNITD KINGDOM	61 751	109 906	38 686
TAIWAN	149	235	85	IRELAND	556	2 224	797
AUSTRALIA	47 450	19 094	7 111	NORWAY	38 690	52 847	18 856
EXPORTS	5 549 857	3 609 174	1 271 061	SWEDEN	1 675	5 032	1 779
				FINLAND	15 362	21 219	7 488
FRANCE	665 196	439 996	155 261	SWITZERLAND	679	3 562	1 260
BELGIUM LUX	259 446	160 095	56 229	AUSTRIA	2 477	3 444	1 200
NETHERLANDS	473 611	289 330	102 005	YUGOSLAVIA	55	110	37
ITALY	553 668	341 849	120 905	SOVIETUNION	171 044	235 150	80 991
UNITD KINGDOM	610 438	410 659	144 349	HUNGARY	689	948	311
IRELAND	18 074	14 602	5 154	BULGARIA	440	557	211
DENMARK	166 950	98 807	34 683	ZIMBABWE	17 623	24 003	8 548
GREECE	8 989	8 113	2 849	REP S AFRICA	32 501	44 457	15 750
ICELAND	693	808	281	USA	40 262	81 888	28 638
NORWAY	104 216	56 475	19 794	CANADA	41 058	58 770	20 464
SWEDEN	279 477	165 468	58 048	PHILIPPINES	11 563	16 394	5 872
FINLAND	54 345	37 398	13 142	JAPAN	426	974	346
SWITZERLAND	402 737	243 963	85 790	AUSTRALIA	59 529	80 050	28 261
AUSTRIA	423 803	245 421	86 630	EXPORTS	217 841	436 635	154 176
PORTUGAL	19 128	14 180	4 994				
SPAIN	49 076	42 721	15 020	FRANCE	50 522	68 983	24 366
MALTA	4 155	2 067	747	BELGIUM LUX	11 267	19 790	6 985
YUGOSLAVIA	30 853	26 744	9 387	NETHERLANDS	42 494	62 873	22 601
TURKEY	67 483	34 670	12 264	ITALY	8 069	22 008	7 701
SOVIETUNION	35 155	56 703	19 820	UNITD KINGDOM	17 008	38 979	13 759
POLAND	6 255	8 494	2 980	IRELAND	608	1 871	642
CZECHOSLOVA	14 558	10 511	3 714	DENMARK	820	2 673	938
HUNGARY	25 590	22 405	7 820	GREECE	98	281	99
ROMANIA	6 346	6 216	2 188	NORWAY	1 069	2 948	1 001
BULGARIA	15 270	18 096	6 355	SWEDEN	1 851	3 767	1 329
ALBANIA	1 078	782	274	FINLAND	206	854	301
CANARY IS	493	402	136	SWITZERLAND	8 353	23 341	8 241
MOROCCO	9 203	5 665	2 018	AUSTRIA	6 580	12 663	4 441
ALGERIA	90 564	43 115	15 658	PORTUGAL	246	695	244
TUNISIA	700	826	290	SPAIN	1 525	4 103	1 461
LIBYA	2 559	2 252	788	YUGOSLAVIA	1 612	5 132	1 793
EGYPT	19 086	13 709	4 787	TURKEY	378	829	299
MALI	153	91	33	SOVIETUNION	54	416	151
LIBERIA	121	111	39	POLAND	587	1 812	643
GHANA	1 581	998	342	CZECHOSLOVA	487	1 750	627
NIGERIA	9 528	5 880	1 995	HUNGARY	244	1 470	512
ZAIRE	79	157	58	ROMANIA	1 321	4 261	1 518
ANGOLA	174	225	81	BULGARIA	1 640	3 929	1 375
KENYA	662	390	138	ALBANIA	72	187	68
TANZANIA	76	87	31	MOROCCO	26	86	30
REP S AFRICA	28 085	26 821	9 416	ALGERIA	1 671	12 840	4 509
USA	575 570	387 240	136 439	TUNISIA	70	168	58
CANADA	25 606	24 056	8 463	EGYPT	76	309	109
MEXICO	602	1 133	407	SUDAN	50	91	35
GUATEMALA	1 077	841	303	REP S AFRICA	482	1 529	528
COSTA RICA	176	193	65	USA	36 668	90 438	31 520
CUBA	65	164	57	CANADA	2 573	5 845	2 054
HAITI	299	169	58	MEXICO	1 125	3 545	1 259
NETH ANTILL	365	291	103	GUATEMALA	31	87	32
COLOMBIA	857	799	286	CUBA	18	112	43
VENEZUELA	1 731	1 956	681	JAMAICA	31	87	30
ECUADOR	319	260	97	COLOMBIA	35	129	44
PERU	2 667	1 851	635	VENEZUELA	601	1 104	393
BRAZIL	2 322	4 586	1 633	PERU	249	548	189
CHILE	279	383	133	BRAZIL	291	1 108	385
BOLIVIA	121	103	34	CHILE	194	476	165
PARAGUAY	25	100	35	ARGENTINA	787	2 130	728
URUGUAY	61	102	38	CYPRUS	38	82	30
ARGENTINA	1 673	2 662	911	LEBANON	30	92	32
CYPRUS	1 725	1 291	458	SYRIA	190	285	95
LEBANON	418	506	178	IRAQ	320	591	209
SYRIA	3 277	1 636	578	IRAN	811	1 875	652
IRAQ	18 460	10 643	3 605	ISRAEL	764	1 359	482
IRAN	140 147	71 036	25 075	SAUDI ARABIA	62	187	66
ISRAEL	72 338	42 691	15 092	ARAB EMIRAT	111	377	135
JORDAN	615	725	255	PAKISTAN	46	288	101
SAUDI ARABIA	15 329	14 004	4 889	INDIA	1 091	3 212	1 136
KUWAIT	15 438	7 589	2 706	THAILAND	128	388	135
BAHRAIN	147	210	73	INDONESIA	142	620	216
QATAR	89	117	39	MALAYSIA	48	142	48
ARAB EMIRAT	11 248	7 573	2 792	SINGAPORE	69	234	80
OMAN	89	175	61	PHILIPPINES	55	140	47
PAKISTAN	2 796	2 191	758	SOUTH KOREA	172	557	194
INDIA	66 071	27 981	9 679	JAPAN	9 415	13 434	5 033
BANGLADESH	917	559	206	TAIWAN	106	673	230

6 IMPORTS AND EXPORTS (SPECIAL TRADE) BY GROUPS OF THE SITC-REV. 11 AND BY COUNTRIES OF PRODUCTION AND CONSUMPTION 1984

GROUP COUNTRY	DT = 100 KG	1 000 DM	1 000 \$	GROUP COUNTRY	DT = 100 KG	1 000 DM	1 000 \$
HONG KONG	75	588	216	MALAWI	135	83	31
AUSTRALIA	1 867	4 319	1 499	REP S AFRICA	47 271	29 024	10 235
NEW ZEALAND	72	216	76	USA	318 369	253 264	89 150
684 ALUMINIUM				CANADA	277 116	146 770	51 581
IMPORTS	9 899 239	4 776 554	1 691 543	MEXICO	1 267	1 690	587
FRANCE	1 204 892	652 313	231 024	GUATEMALA	3 265	2 840	988
BELGIUM LUX	491 695	268 925	94 973	HONDURAS	418	357	117
NETHERLANDS	980 323	518 321	183 779	EL SALVADOR	3 493	3 610	1 280
ITALY	344 125	214 136	75 891	NICARAGUA	281	259	89
UNTD KINGDOM	734 195	344 015	121 973	COSTA RICA	513	674	240
IRELAND	1 608	2 045	708	PANAMA	397	458	164
DENMARK	110 811	62 379	21 981	CUBA	3 339	1 884	628
GREECE	50 745	30 086	10 455	HAITI	191	190	67
ICELAND	146 439	59 735	21 037	DOMINIC REP	1 750	1 551	547
NORWAY	2 479 080	1 055 126	374 230	JAMAICA	372	445	154
SWEDEN	149 098	70 231	24 624	TRINIDAD TOB	475	360	126
FINLAND	7 796	3 621	1 293	NETH ANTILL	91	135	45
SWITZERLAND	332 573	199 662	70 528	COLOMBIA	677	690	241
AUSTRIA	434 411	257 472	90 742	VENEZUELA	40 746	29 534	10 301
PORTUGAL	410	136	48	FRENCH GUIAN	464	553	179
SPAIN	369 733	144 512	50 743	ECUADOR	3 222	2 847	1 010
YUGOSLAVIA	176 593	74 546	26 552	PERU	2 847	2 662	937
TURKEY	6 924	4 431	1 549	BRAZIL	1 216	3 011	1 037
SOVIETUNION	67 162	25 317	8 951	CHILE	9 850	7 320	2 553
POLAND	6 619	2 461	854	BOLIVIA	48	102	35
CZECHOSLOVA	26 816	8 984	3 260	PARAGUAY	42	140	48
HUNGARY	42 899	20 908	7 341	ARGENTINA	1 603	2 202	759
ROMANIA	98 272	36 284	12 684	CYPRUS	203	283	99
MOROCCO	400	137	47	LEBANON	1 854	1 199	407
TUNISIA	355	123	43	SYRIA	1 052	876	306
EGYPT	558 928	228 427	82 443	IRAQ	9 625	9 096	3 216
GHANA	31 603	13 742	5 109	IRAN	99 160	60 411	21 629
CAMEROON	37 167	14 801	5 315	ISRAEL	31 559	22 272	7 802
REP S AFRICA	173 624	71 830	25 298	JORDAN	3 130	3 135	1 073
USA	100 916	65 352	22 226	SAUDI ARABIA	9 656	11 107	3 959
MEXICO	280	206	75	KUWAIT	5 777	6 072	2 115
VENEZUELA	118 732	52 123	19 563	BAHRAIN	706	1 024	362
SURINAME	78 530	30 749	11 069	QATAR	657	1 083	391
BRAZIL	120 476	50 419	17 648	ARAB EMIRAT	2 088	2 182	763
IRAN	557	248	90	OMAN	234	440	152
ISRAEL	25 028	14 309	5 152	NORTH YEMEN	1 370	2 737	943
BAHRAIN	44 696	19 985	6 981	AFGHANISTAN	93	175	61
SINGAPORE	192	302	112	PAKISTAN	2 711	2 445	855
JAPAN	5 505	7 255	2 550	INDIA	4 692	5 057	1 780
AUSTRALIA	85 150	35 202	11 953	BANGLADESH	656	529	192
EXPORTS	8 321 743	4 926 708	1 738 538	SRI LANKA	389	302	106
FRANCE	1 328 019	782 882	276 448	NEPAL	114	182	62
BELGIUM LUX	748 316	414 299	146 637	BURMA	97	165	55
NETHERLANDS	781 374	467 362	165 003	THAILAND	1 575	1 741	610
ITALY	1 245 219	645 584	228 556	INDONESIA	7 014	6 640	2 368
UNTD KINGDOM	876 996	559 974	197 377	MALAYSIA	6 516	5 945	2 078
IRELAND	52 625	36 925	12 871	SINGAPORE	9 600	7 958	2 791
DENMARK	270 435	156 847	55 199	PHILIPPINES	3 905	2 162	735
GREECE	38 796	23 564	8 287	CHINA	6 506	5 102	1 711
ICELAND	802	740	251	NORTH KOREA	665	749	242
NORWAY	277 807	136 479	48 129	SOUTH KOREA	19 013	12 976	4 517
SWEDEN	244 611	154 862	54 619	JAPAN	24 762	18 743	6 467
FINLAND	102 438	61 528	21 745	TAIWAN	9 954	9 752	3 401
SWITZERLAND	421 620	244 117	86 454	HONG KONG	3 670	3 866	1 345
AUSTRIA	615 920	307 135	108 683	AUSTRALIA	13 772	13 535	4 734
PORTUGAL	18 175	13 469	4 696	NEW ZEALAND	843	1 003	342
SPAIN	63 278	49 447	17 426	NEW CALEDON	523	542	186
ANDORRA	2 345	1 116	389	685 LEAD			
MALTA	622	468	163	IMPORTS	1 483 059	242 388	85 406
YUGOSLAVIA	36 364	26 503	9 175	FRANCE	167 894	22 874	8 035
TURKEY	37 833	18 953	6 653	BELGIUM LUX	212 404	36 475	12 762
SOVIETUNION	10 049	8 843	3 071	NETHERLANDS	138 716	19 760	6 990
POLAND	3 389	3 264	1 132	UNTD KINGDOM	640 506	100 879	35 794
CZECHOSLOVA	1 524	1 398	496	DENMARK	876	685	223
HUNGARY	4 896	4 206	1 507	SWEDEN	133 531	19 512	6 966
ROMANIA	1 526	2 197	783	SWITZERLAND	16 967	1 718	621
BULGARIA	18 427	19 781	6 822	AUSTRIA	1 366	218	71
ALBANIA	293	256	91	SPAIN	12 197	2 471	880
CANARY IS	2 764	3 100	1 087	YUGOSLAVIA	18 836	2 584	878
MOROCCO	4 729	2 949	1 046	MOROCCO	14 517	2 106	719
ALGERIA	62 523	30 926	11 040	USA	2 356	680	247
TUNISIA	836	1 137	381	CANADA	14 115	1 916	673
LIBYA	8 094	6 507	2 227	MEXICO	25 312	12 095	4 048
EGYPT	13 728	8 834	3 133	AUSTRALIA	82 940	18 258	6 446
SUDAN	817	1 152	406	EXPORTS	1 232 389	259 155	91 175
MAURITANIA	300	111	36	FRANCE	131 388	19 707	6 982
SENEGAL	111	144	50	BELGIUM LUX	66 313	14 359	5 007
GUINEA	1 347	821	287	NETHERLANDS	61 531	29 325	10 363
LIBERIA	3 837	1 485	525	ITALY	290 110	41 394	14 621
GHANA	227	214	73	UNTD KINGDOM	44 065	21 404	7 547
NIGERIA	5 419	4 181	1 486	IRELAND	165	113	40
CAMEROON	846	2 965	1 041	DENMARK	117 357	17 204	6 022
RWANDA	27	83	31	GREECE	21 132	2 647	927
ANGOLA	511	376	130	NORWAY	4 549	1 897	665
ETHIOPIA	690	356	130	SWEDEN	15 517	7 829	2 734
DJIBOUTI	174	96	31	FINLAND	7 978	1 662	588
KENYA	4 556	2 696	956	SWITZERLAND	26 997	5 570	1 934
UGANDA	436	260	89	AUSTRIA	156 261	23 736	8 388
TANZANIA	746	466	169	PORTUGAL	200	307	104
SEYCHELLES	13	86	31	SPAIN	16 531	2 380	850
MADAGASCAR	341	167	64	YUGOSLAVIA	202	281	100
MAURITIUS	238	325	110	TURKEY	9 677	1 321	442
ZAMBIA	159	101	36	SOVIETUNION	35 281	4 672	1 618
ZIMBABWE	635	423	152	POLAND	11 359	901	632

6 IMPORTS AND EXPORTS (SPECIAL TRADE) BY GROUPS OF THE SITC-REV. 11 AND BY COUNTRIES OF PRODUCTION AND CONSUMPTION 1984

GROUP COUNTRY	DT = 100 KG	1 000 DM	1 000 \$	GROUP COUNTRY	DT = 100 KG	1 000 DM	1 000 \$
CZECHOSLOVAKIA	27 573	3 572	1 252	JAPAN	789	914	324
HUNGARY	1 725	2 323	802	TAIWAN	1 474	677	240
ROMANIA	661	298	105	HONG KONG	3 593	1 531	531
ALGERIA	16 972	2 102	777	AUSTRALIA	1 942	1 030	366
LIBYA	3 319	654	233	NEW ZEALAND	1 770	726	256
EGYPT	75 806	8 977	3 251				
SUDAN	2 000	247	90	687 TIN			
GUINEA	50	128	46				
NIGERIA	3 051	423	153	IMPORTS	189 553	636 108	223 732
ANGOLA	2 616	381	123	FRANCE	596	2 043	719
ETHIOPIA	136	138	46	BELGIUM LUX	5 459	11 139	3 921
REP S AFRICA	652	155	56	NETHERLANDS	23 213	73 250	26 246
USA	31 023	31 867	11 053	UNITED KINGDOM	11 742	39 359	13 983
GUATEMALA	315	80	33	DENMARK	1 070	2 142	752
NICARAGUA	91	184	68	NORWAY	71	138	45
CUBA	2 922	546	198	SWEDEN	90	211	77
DOMINIC REP	65	139	49	SWITZERLAND	151	271	94
COLOMBIA	118	180	65	AUSTRIA	176	384	141
LEBANON	1 000	144	49	SPAIN	253	819	297
IRAQ	11 025	1 857	640	NIGERIA	2 357	8 289	2 883
IRAN	10 241	1 381	500	ZAIRE	600	2 032	753
ISRAEL	824	381	129	RWANDA	2 211	7 629	2 705
SAUDI ARABIA	14 103	2 842	1 022	ZIMBABWE	1 063	3 663	1 276
KUWAIT	2 142	479	177	REP S AFRICA	1 628	5 557	1 988
INDIA	3 131	539	194	USA	921	3 176	1 174
THAILAND	1 088	135	48	MEXICO	180	681	228
SINGAPORE	791	311	113	BRAZIL	11 362	39 602	13 667
686 ZINC				CHILE	2 811	9 800	3 327
IMPORTS	2 131 133	607 402	214 754	BOLIVIA	26 681	91 793	32 197
FRANCE	356 204	110 032	39 201	THAILAND	28 221	96 786	34 545
BELGIUM LUX	728 350	206 449	73 018	INDONESIA	33 665	116 287	41 009
NETHERLANDS	378 686	106 609	37 551	MALAYSIA	28 871	99 468	34 165
ITALY	84 220	21 761	7 635	SINGAPORE	5 655	19 737	6 889
UNITED KINGDOM	27 729	7 770	2 796	CHINA	398	1 348	477
DENMARK	370	139	44	JAPAN	36	235	84
NORWAY	150 457	42 599	15 086	AUSTRALIA	50	185	61
FINLAND	122 023	34 818	12 274	EXPORTS	53 546	140 064	48 701
SWITZERLAND	3 355	836	283	FRANCE	2 199	7 355	2 601
AUSTRIA	8 094	2 670	914	BELGIUM LUX	1 050	2 461	883
YUGOSLAVIA	54 155	15 947	5 529	NETHERLANDS	12 368	40 192	13 483
POLAND	43 607	10 984	3 688	ITALY	2 249	6 923	2 433
ROMANIA	4 507	1 079	356	UNITED KINGDOM	4 401	9 520	3 320
ZAIRE	1 498	325	105	DENMARK	279	685	242
ZAMBIA	78 769	20 341	7 282	GREECE	189	629	225
USA	2 262	616	207	NORWAY	382	1 120	404
CANADA	79 045	22 379	8 048	SWEDEN	598	2 259	805
MEXICO	7 072	1 836	663	FINLAND	689	2 379	835
JAPAN	498	127	42	SWITZERLAND	1 668	5 182	1 826
EXPORTS	1 472 275	444 022	156 921	AUSTRIA	3 517	10 445	3 674
FRANCE	190 889	59 118	20 896	PORTUGAL	76	239	87
BELGIUM LUX	89 490	25 516	8 963	SPAIN	399	1 241	441
NETHERLANDS	129 455	39 570	13 946	YUGOSLAVIA	1 502	5 523	1 981
ITALY	373 207	109 605	39 108	TURKEY	86	272	94
UNITED KINGDOM	35 287	11 441	4 020	POLAND	74	232	82
IRELAND	573	230	80	HUNGARY	223	782	292
DENMARK	20 337	6 602	2 306	ROMANIA	36	121	41
GREECE	10 349	3 370	1 178	ALBANIA	456	1 601	574
NORWAY	2 400	829	299	ALGERIA	377	763	263
SWEDEN	1 650	841	291	TUNISIA	50	126	44
FINLAND	1 073	482	166	EGYPT	48	172	61
SWITZERLAND	41 042	12 877	4 561	ANGOLA	28	120	40
AUSTRIA	94 314	29 590	10 448	REP S AFRICA	98	366	131
PORTUGAL	7 426	2 980	1 059	USA	19 459	35 690	12 555
SPAIN	3 486	1 261	439	HONDURAS	60	210	73
YUGOSLAVIA	19 459	6 195	2 213	BRAZIL	36	187	64
TURKEY	9 450	2 647	929	IRAN	260	904	325
SOVIET UNION	462	86	30	KUWAIT	30	123	45
CZECHOSLOVAKIA	28 353	8 353	3 078	PAKISTAN	94	275	90
HUNGARY	7 125	2 267	800	INDIA	85	403	140
ROMANIA	5 334	1 669	575	MALAYSIA	40	144	50
ALBANIA	1 136	537	187	SOUTH KOREA	72	367	131
ALGERIA	370	175	59	TAIWAN	34	180	64
TUNISIA	513	152	56	688 URANIUM, THORIUM ALLOYS			
EGYPT	771	247	84	IMPORTS	11	196	66
IVORY COAST	560	124	44	CANADA	11	141	47
NIGERIA	2 489	865	295	EXPORTS	37	316	107
CAMEROON	200	102	33	ITALY	10	138	44
KENYA	4 630	1 331	464	CANADA	11	133	48
UGANDA	1 140	348	121				
REP S AFRICA	3 866	1 454	496				
USA	56 703	16 613	5 965	689 NON-FER BASE METALS NES			
CANADA	25 781	7 449	2 752	IMPORTS	480 213	614 560	216 033
COLOMBIA	37	80	30	FRANCE	44 304	56 227	19 925
VENEZUELA	2 395	938	315	BELGIUM LUX	20 314	22 189	7 845
BRAZIL	1 100	486	163	NETHERLANDS	9 827	9 689	3 379
CHILE	373	152	51	ITALY	34 890	24 822	8 800
CYPRUS	435	127	46	UNITED KINGDOM	14 024	29 652	10 345
IRAQ	6 840	2 171	773	DENMARK	2 023	1 100	386
IRAN	27 163	7 737	2 672	GREECE	363	146	50
ISRAEL	987	358	126	NORWAY	151 439	119 312	41 924
JORDAN	500	140	50	SWEDEN	4 814	4 411	1 538
SAUDI ARABIA	3 566	1 052	385	FINLAND	1 382	4 748	1 671
ARAB EMIRAT	1 655	543	191	SWITZERLAND	2 382	5 344	1 896
PAKISTAN	8 107	2 309	809	AUSTRIA	13 999	35 732	12 581
INDIA	4 368	1 362	494	PORTUGAL	276	326	118
THAILAND	2 324	703	253				
MALAYSIA	570	85	31				
SINGAPORE	157	102	36				
CHINA	231 242	65 185	22 601				

6 IMPORTS AND EXPORTS (SPECIAL TRADE) BY GROUPS OF THE SITC-REV. II AND BY COUNTRIES OF PRODUCTION AND CONSUMPTION 1984

GROUP COUNTRY	DT * 100 KG	1 000 DM	1 000 \$	GROUP COUNTRY	DT * 100 KG	1 000 DM	1 000 \$
SPAIN	350	348	125	GREECE	26 850	16 759	5 954
YUGOSLAVIA	18 462	15 194	5 377	ICELAND	2 987	2 316	811
SOVIETUNION	4 762	6 403	2 303	FAROE IS	30	87	33
CZECHOSLOVA	6	348	123	NORWAY	109 536	116 126	39 298
BULGARIA	76	118	43	SWEDEN	51 050	27 739	9 758
NIGERIA	705	273	92	FINLAND	28 471	11 749	4 129
ZAIRE	10 552	76 344	26 856	SWITZERLAND	405 099	204 896	71 995
MOZAMBIQUE	2 955	1 262	463	AUSTRIA	320 184	144 584	50 970
ZAMBIA	3 625	18 700	6 534	PORTUGAL	2 765	1 932	687
REP S AFRICA	34 653	16 498	5 720	SPAIN	14 029	7 926	2 751
USA	73 106	105 805	37 119	MALTA	1 523	565	189
CANADA	2 388	14 418	5 001	YUGOSLAVIA	9 749	10 120	3 388
MEXICO	1 339	670	229	TURKEY	9 704	8 663	3 056
PERU	2 052	2 141	760	SOVIETUNION	65 640	74 133	27 311
LEBANON	242	101	36	POLAND	11 932	7 345	2 478
ISRAEL	149	164	58	CZECHOSLOVA	3 517	3 152	1 085
THAILAND	99	346	127	HUNGARY	3 965	4 567	1 599
SINGAPORE	66	110	40	ROMANIA	1 961	974	328
CHINA	6 670	7 239	2 522	BULGARIA	4 132	5 276	1 804
SOUTH KOREA	614	1 576	539	CANARY IS	1 506	622	217
JAPAN	16 534	31 378	11 009	MOROCCO	589	888	313
TAIWAN	390	519	179	ALGERIA	25 694	16 332	5 920
AUSTRALIA	302	778	273	TUNISIA	14 476	4 851	1 631
EXPORTS	71 582	234 691	82 317	LIBYA	246 478	94 016	34 050
FRANCE	4 773	19 457	6 889	EGYPT	21 300	14 092	4 977
BELGIUM LUX	5 526	11 102	3 836	SUDAN	4 804	4 163	1 431
NETHERLANDS	14 387	37 461	13 202	MALI	3 606	1 602	551
ITALY	8 774	6 633	2 354	NIGER	95	261	96
UNTD KINGDOM	10 672	33 892	11 934	SENEGAL	410	632	227
IRELAND	50	472	170	GUINEA	1 915	997	349
DENMARK	47	345	121	SIERRA LEONE	1 150	931	346
GREECE	701	669	248	LIBERIA	654	287	105
NORWAY	255	382	129	GHANA	851	829	284
SWEDEN	1 369	3 981	1 393	TOGO	184	135	49
FINLAND	254	278	98	BENIN	701	460	152
SWITZERLAND	2 781	11 032	3 856	NIGERIA	32 712	13 354	4 802
AUSTRIA	4 191	13 380	4 713	CAMEROON	2 886	3 768	1 255
PORTUGAL	60	271	97	GABON	1 861	399	140
SPAIN	772	1 169	416	ZAIRE	2 538	1 980	648
YUGOSLAVIA	349	2 314	785	RWANDA	1 031	391	140
TURKEY	51	313	109	BURUNDI	483	291	100
SOVIETUNION	1 507	6 940	2 356	ANGOLA	3 414	746	252
POLAND	61	1 379	490	ETHIOPIA	1 654	547	193
CZECHOSLOVA	347	2 139	768	SOMALIA	1 060	652	237
HUNGARY	92	841	290	KENYA	1 298	367	127
ROMANIA	114	1 727	624	UGANDA	3 785	2 906	1 040
REP S AFRICA	138	847	298	TANZANIA	1 911	1 072	389
USA	8 174	40 767	14 313	ZAMBIA	204	157	53
CANADA	111	225	78	REP S AFRICA	21 614	38 291	13 647
CUBA	17	168	60	BOTSWANA	287	130	45
BRAZIL	168	1 139	398	USA	74 277	44 102	15 684
ARGENTINA	39	186	63	CANADA	32 571	10 613	3 738
IRAQ	45	105	39	MEXICO	2 127	4 358	1 444
IRAN	186	447	165	GUATEMALA	330	237	77
ISRAEL	105	353	123	HONDURAS	1 432	2 673	999
INDIA	289	2 129	744	EL SALVADOR	12	307	99
SINGAPORE	7	96	34	JAMAICA	242	534	181
SOUTH KOREA	70	634	223	TRINIDAD TOB	1 072	276	102
JAPAN	4 925	29 875	10 365	COLOMBIA	469	439	152
TAIWAN	74	666	228	VENEZUELA	4 297	8 563	3 115
691 STRUCTURES AND PARTS NES				FRENCH GUIAN	9 237	5 804	2 005
IMPORTS	2 842 525	931 482	327 272	ECUADOR	577	229	84
FRANCE	563 381	124 568	43 726	BRAZIL	341	754	276
BELGIUM LUX	344 911	111 829	39 289	CHILE	16 340	3 281	1 144
NETHERLANDS	666 318	198 140	69 620	ARGENTINA	310	636	220
ITALY	126 440	51 398	17 987	CYPRUS	1 149	1 056	363
UNTD KINGDOM	130 311	52 055	18 593	LEBANON	19 988	6 935	2 563
IRELAND	7 314	3 397	1 209	SYRIA	5 659	2 344	809
DENMARK	111 512	51 242	17 910	IRAQ	120 372	62 735	22 440
GREECE	1 374	262	91	IRAN	59 673	14 610	5 166
NORWAY	8 636	6 037	2 158	ISRAEL	10 175	5 839	2 030
SWEDEN	80 415	31 918	11 260	JORDAN	5 618	5 581	2 006
FINLAND	40 630	21 612	7 461	SAUDI ARABIA	221 754	136 778	48 981
SWITZERLAND	297 159	121 505	42 613	KUWAIT	32 449	24 265	8 452
AUSTRIA	313 950	115 858	40 809	BAHRAIN	8 365	5 919	2 084
PORTUGAL	378	577	201	QATAR	2 213	1 652	576
SPAIN	11 663	5 320	1 786	ARAB EMIRAT	47 754	34 656	12 348
YUGOSLAVIA	13 113	4 410	1 562	OMAN	27 345	12 785	4 603
POLAND	78 795	9 214	3 226	NORTH YEMEN	6 765	3 407	1 225
CZECHOSLOVA	5 139	1 247	452	SOUTH YEMEN	1 211	1 291	464
HUNGARY	7 118	3 419	1 196	PAKISTAN	466	455	164
ROMANIA	583	220	77	INDIA	5 740	2 462	840
BULGARIA	463	91	31	BANGLADESH	131	280	100
KENYA	390	188	67	SRI LANKA	2 598	1 551	542
USA	7 208	7 967	2 825	BURMA	3 496	3 323	1 188
CANADA	5 841	2 925	1 054	THAILAND	3 630	1 410	505
BRAZIL	16 503	5 237	1 777	INDONESIA	8 320	3 050	1 071
JAPAN	163	326	113	MALAYSIA	11 861	7 407	2 622
TAIWAN	99	111	39	SINGAPORE	15 422	12 003	4 121
EXPORTS	4 292 151	2 162 976	763 801	PHILIPPINES	350	653	241
FRANCE	650 370	228 958	80 676	CHINA	2 517	3 504	1 260
BELGIUM LUX	385 814	140 184	49 452	SOUTH KOREA	2 680	2 609	906
NETHERLANDS	635 319	245 314	86 135	JAPAN	2 901	4 132	1 483
ITALY	71 865	42 654	15 023	TAIWAN	564	622	209
UNTD KINGDOM	159 696	114 438	40 254	HONG KONG	16 418	25 478	9 313
IRELAND	8 964	10 459	3 669	AUSTRALIA	5 843	7 067	2 496
DENMARK	105 683	45 780	16 203	NEW ZEALAND	829	353	121
				NEW CALEDON	344	223	73
				692 METAL TANKS, BOXES, ETC			
				IMPORTS	825 724	389 258	137 348
				FRANCE	83 887	54 520	19 328

6 IMPORTS AND EXPORTS (SPECIAL TRADE) BY GROUPS OF THE SITC-REV. II AND BY COUNTRIES OF PRODUCTION AND CONSUMPTION 1984

GROUP COUNTRY	DT * 100 KG	1 000 DM	1 000 \$	GROUP COUNTRY	DT * 100 KG	1 000 DM	1 000 \$
BELGIUM LUX	243 894	74 112	26 112	JORDAN	1 963	999	351
NETHERLANDS	137 288	61 054	21 655	SAUDI ARABIA	29 319	22 653	8 082
ITALY	34 815	25 046	8 817	KUWAIT	6 579	4 819	1 690
UNTD KINGDOM	53 256	28 014	10 152	BAHRAIN	830	625	226
IRELAND	175	201	66	QATAR	625	283	103
DENMARK	38 392	15 705	5 505	ARAB EMIRAT	39 908	5 015	1 723
GREECE	1 244	1 103	404	OMAN	1 421	1 039	384
NORWAY	1 016	907	321	NORTH YEMEN	1 386	571	219
SWEDEN	34 022	32 810	11 595	AFGHANISTAN	55	151	52
FINLAND	759	330	113	PAKISTAN	381	289	101
SWITZERLAND	91 681	38 558	13 562	INDIA	2 209	2 251	759
AUSTRIA	74 637	40 387	14 311	BANGLADESH	254	223	73
SPAIN	1 484	1 259	441	SRI LANKA	439	565	203
GIBRALTAR	936	849	279	NEPAL	23	100	35
YUGOSLAVIA	2 529	1 366	476	BURMA	565	342	119
POLAND	8 586	2 169	750	THAILAND	830	1 269	439
CZECHOSLOVA	4 934	1 071	373	INDONESIA	330	580	201
HUNGARY	6 447	3 572	1 258	MALAYSIA	70	114	39
USA	1 576	3 192	1 120	SINGAPORE	464	428	139
CANADA	98	102	36	PHILIPPINES	887	683	241
BRAZIL	734	125	45	CHINA	278	213	76
JAPAN	92	217	72	SOUTH KOREA	528	895	313
TAIWAN	163	172	63	JAPAN	362	505	176
HONG KONG	1 013	788	277	TAIWAN	124	91	31
EXPORTS	1 705 563	850 574	299 058	HONG KONG	128	168	57
FRANCE	155 639	89 631	31 642	AUSTRALIA	1 711	1 885	648
BELGIUM LUX	216 317	67 758	23 895	NEW ZEALAND	424	274	96
NETHERLANDS	538 671	206 956	72 717	693 WIRE PRODUCTS NON ELECTR			
ITALY	47 279	28 085	9 904	IMPORTS	1 297 196	282 410	99 882
UNTD KINGDOM	68 967	59 298	20 874	FRANCE	261 338	57 612	20 363
IRELAND	16 276	7 592	2 649	BELGIUM LUX	618 780	136 395	48 284
DENMARK	58 353	31 982	11 212	NETHERLANDS	175 730	20 418	7 173
GREECE	7 649	4 163	1 479	ITALY	88 047	16 950	6 044
ICELAND	1 816	2 734	969	UNTD KINGDOM	8 289	6 360	2 253
NORWAY	20 616	9 313	3 297	IRELAND	1 052	1 272	450
SWEDEN	23 908	17 361	6 101	DENMARK	680	390	140
FINLAND	16 726	8 216	2 847	NORWAY	92	261	94
SWITZERLAND	117 355	67 881	23 954	SWEDEN	3 686	1 955	707
AUSTRIA	166 978	78 074	27 632	FINLAND	157	284	99
PORTUGAL	430	303	106	SWITZERLAND	2 633	2 926	1 021
SPAIN	20 361	14 496	5 168	AUSTRIA	16 856	6 674	2 352
MALTA	156	170	63	PORTUGAL	77	238	85
YUGOSLAVIA	13 158	7 367	2 560	SPAIN	30 217	5 857	2 076
TURKEY	924	699	247	YUGOSLAVIA	6 391	1 144	407
SOVIET UNION	6 005	3 195	1 092	POLAND	17 635	2 809	977
POLAND	4 258	1 596	557	CZECHOSLOVA	31 478	3 277	1 158
CZECHOSLOVA	4 675	3 329	1 109	ROMANIA	955	102	36
HUNGARY	8 349	3 090	1 039	USA	1 378	6 621	2 326
ROMANIA	293	146	50	ISRAEL	774	441	154
BULGARIA	5 803	2 663	964	CHINA	6 657	1 444	524
CANARY IS	102	190	68	SOUTH KOREA	20 772	6 400	2 254
MOROCCO	679	880	309	JAPAN	3 080	2 321	815
ALGERIA	3 249	3 287	1 167	TAIWAN	159	157	57
TUNISIA	390	384	137	EXPORTS	2 255 111	671 092	236 358
LIBYA	8 433	6 026	2 070	FRANCE	444 734	84 488	29 633
EGYPT	2 077	2 283	787	BELGIUM LUX	286 389	46 488	16 392
SUDAN	1 691	2 243	779	NETHERLANDS	378 172	80 472	28 325
UPPER VOLTA	124	134	48	ITALY	53 344	28 702	10 150
GUINEA	121	105	36	UNTD KINGDOM	129 553	73 460	25 962
SIERRA LEONE	267	134	50	IRELAND	8 164	3 377	1 200
LIBERIA	1 381	660	245	DENMARK	66 141	14 880	5 217
GHANA	317	240	89	GREECE	15 636	8 339	2 935
NIGERIA	2 922	1 923	674	ICELAND	2 321	689	243
CAMEROON	629	210	76	NORWAY	39 136	9 662	3 399
ZAIRE	691	707	247	SWEDEN	122 321	26 198	9 267
RWANDA	32	88	32	FINLAND	16 326	8 080	2 838
BURUNDI	104	109	40	SWITZERLAND	45 266	19 411	6 842
ANGOLA	511	743	255	AUSTRIA	212 484	39 665	14 020
ETHIOPIA	2 140	909	322	PORTUGAL	2 503	1 741	602
KENYA	180	149	52	SPAIN	9 720	3 795	1 336
UGANDA	364	156	54	YUGOSLAVIA	4 922	4 641	1 649
MOZAMBIQUE	443	153	51	TURKEY	2 466	2 632	939
MAURITIUS	185	328	117	SOVIET UNION	14 522	8 229	2 916
ZAMBIA	745	868	326	POLAND	20 282	9 597	3 345
REP S AFRICA	2 045	2 204	758	CZECHOSLOVA	1 816	2 409	831
USA	15 935	19 701	6 774	HUNGARY	7 256	4 492	1 557
CANADA	433	673	222	ROMANIA	3 580	4 809	1 674
MEXICO	18	145	48	BULGARIA	10 591	5 192	1 831
GUATEMALA	558	1 180	412	ALBANIA	498	347	119
HONDURAS	87	183	60	CANARY IS	252	100	35
EL SALVADOR	172	305	106	MOROCCO	116	238	85
COSTA RICA	546	947	312	ALGERIA	2 352	2 597	942
DOMINIC REP	391	120	43	TUNISIA	3 583	1 786	584
JAMAICA	606	624	213	LIBYA	28 095	5 736	2 028
ST VINCENT	232	374	121	EGYPT	8 101	2 423	835
BARBADOS	1 256	1 155	394	SUDAN	567	241	80
NETH ANTILL	123	100	35	MALI	253	99	32
COLOMBIA	27	86	30	GUINEA	1 391	277	98
VENEZUELA	1 005	1 460	544	LIBERIA	1 923	530	191
ECUADOR	234	242	88	IVORY COAST	1 672	487	176
PERU	219	341	119	GHANA	803	458	165
BRAZIL	1 230	484	170	TOGO	486	119	40
CHILE	915	1 441	496	NIGERIA	14 221	2 999	1 062
BOLIVIA	96	196	70	CAMEROON	577	187	69
PARAGUAY	1 366	1 108	362	GABON	346	108	38
ARGENTINA	259	415	134	CONGO	319	106	38
CYPRUS	336	292	100	ZAIRE	3 721	643	225
LEBANON	269	217	74	RWANDA	1 574	333	119
SYRIA	663	1 182	409	BURUNDI	1 127	568	184
IRAQ	13 470	9 909	3 402				
IRAN	10 157	10 930	3 822				
ISRAEL	11 516	7 927	2 803				

6 IMPORTS AND EXPORTS (SPECIAL TRADE) BY GROUPS OF THE SITC-REV. 11 AND BY COUNTRIES OF PRODUCTION AND CONSUMPTION 1984

GROUP COUNTRY	DT * 100 KG	1 000 DM	1 000 \$	GROUP COUNTRY	DT * 100 KG	1 000 DM	1 000 \$
ANGOLA	1 311	361	128	EXPORTS	1 712 711	1 198 987	422 515
ETHIOPIA	890	313	109	FRANCE	204 024	140 891	49 778
SOMALIA	975	200	68	BELGIUM LUX	157 640	109 685	38 671
KENYA	421	230	77	NETHERLANDS	289 424	178 210	62 724
UGANDA	1 140	135	45	ITALY	54 073	51 563	18 195
TANZANIA	1 518	723	249	UNITD KINGDOM	117 949	84 818	29 915
ZIMBABWE	153	108	34	IRELAND	13 976	8 119	2 867
REP S AFRICA	5 450	5 440	1 921	DENMARK	82 268	47 447	16 702
USA	84 628	64 770	22 720	GREECE	8 090	6 080	2 140
CANADA	46 615	26 241	9 325	ICELAND	2 317	2 101	736
MEXICO	1 057	1 133	404	NORWAY	30 051	20 300	7 147
GUATEMALA	1 081	458	163	SWEDEN	103 919	81 111	28 526
HONDURAS	601	203	71	FINLAND	36 454	24 327	8 547
EL SALVADOR	149	106	38	SWITZERLAND	134 692	99 269	34 991
COSTA RICA	526	181	62	AUSTRIA	128 048	84 218	29 747
PANAMA	1 085	423	151	PORTUGAL	4 129	3 804	1 367
CUBA	906	390	136	SPAIN	30 298	25 842	9 143
DOMINIC REP	380	131	46	MALTA	829	1 129	390
JAMAICA	2 763	1 466	489	YUGOSLAVIA	4 847	5 680	1 994
TRINIDAD TOB	582	413	140	TURKEY	2 298	2 644	943
NETH ANTILL	1 088	603	207	SOVIETUNION	393	1 131	407
COLOMBIA	1 427	888	314	POLAND	2 808	2 635	929
VENEZUELA	823	742	255	CZECHOSLOVA	3 313	1 726	599
SURINAME	942	246	85	HUNGARY	6 381	6 152	2 112
ECUADOR	386	237	88	ROMANIA	170	221	73
PERU	2 696	795	280	BULGARIA	2 830	1 859	656
BRAZIL	1 150	416	144	MOROCCO	594	550	191
CHILE	2 388	1 425	504	ALGERIA	16 848	7 515	2 595
BOLIVIA	234	88	32	TUNISIA	809	775	272
URUGUAY	374	126	44	LIBYA	2 288	1 649	565
ARGENTINA	495	413	145	EGYPT	7 515	5 732	2 035
LEBANON	247	127	42	SUDAN	135	157	53
SYRIA	10 864	1 297	461	GUINEA	370	105	34
IRAQ	18 212	3 238	1 162	SIERRA LEONE	166	106	37
IRAN	16 444	6 405	2 287	LIBERIA	735	407	145
ISRAEL	3 020	2 032	719	IVORY COAST	331	203	71
JORDAN	908	380	135	GHANA	4 959	2 835	1 058
SAUDI ARABIA	13 551	8 072	2 796	TOGO	1 007	237	82
KUWAIT	2 838	1 023	364	NIGERIA	1 618	665	232
BAHRAIN	1 164	336	117	CAMEROON	2 787	668	237
QATAR	144	125	43	GABON	3 188	1 309	465
ARAB EMIRAT	6 523	2 190	788	CONGO	291	108	40
OMAN	1 195	448	156	ZAIRE	1 175	661	239
PAKISTAN	842	890	306	RWANDA	242	165	59
INDIA	2 058	1 195	420	BURUNDI	232	153	52
BANGLADESH	378	108	37	ANGOLA	304	295	104
SRI LANKA	1 182	309	111	ETHIOPIA	568	205	74
THAILAND	739	796	275	TANZANIA	212	183	62
INDONESIA	5 753	2 541	966	ZIMBABWE	131	98	34
MALAYSIA	1 164	1 177	411	REP S AFRICA	13 304	12 697	4 507
SINGAPORE	6 172	2 406	827	USA	114 736	77 456	27 243
PHILIPPINES	150	264	89	CANADA	4 645	3 786	1 349
CHINA	13 941	3 026	1 076	MEXICO	381	1 201	411
SOUTH KOREA	1 185	3 236	1 141	GUATEMALA	186	181	63
JAPAN	560	1 032	364	HONDURAS	322	188	67
TAIWAN	461	1 044	371	EL SALVADOR	357	259	88
HONG KONG	6 114	3 698	1 321	COSTA RICA	356	307	103
AUSTRALIA	1 318	1 073	377	PANAMA	163	122	41
PAPUA NEW G	1 898	167	60	CUBA	3 502	1 781	630
NEW ZEALAND	521	437	150	HAITI	679	406	146
				DOMINIC REP	418	209	75
				JAMAICA	1 584	782	264
				TRINIDAD TOB	231	138	47
				NETH ANTILL	693	375	130
				COLOMBIA	272	495	170
				VENEZUELA	799	684	237
				SURINAME	540	226	76
				ECUADOR	323	291	104
				PERU	571	490	168
				BRAZIL	1 083	2 072	740
				CHILE	531	478	161
				ARGENTINA	648	1 394	491
				CYPRUS	417	288	104
				LEBANON	2 132	1 234	420
				SYRIA	1 462	1 172	405
				IRAQ	7 676	4 335	1 497
				IRAN	27 637	16 987	6 022
				ISRAEL	2 858	3 133	1 100
				JORDAN	3 064	1 431	494
				SAUDI ARABIA	18 363	12 342	4 358
				KUWAIT	1 738	2 107	742
				BAHRAIN	3 194	2 360	850
				QATAR	313	193	64
				ARAB EMIRAT	811	899	319
				OMAN	993	500	183
				AFGHANISTAN	388	181	68
				PAKISTAN	710	671	239
				INDIA	559	1 522	526
				SRI LANKA	261	146	55
				BURMA	166	125	45
				THAILAND	527	491	173
				INDONESIA	3 240	1 639	583
				MALAYSIA	1 095	1 360	463
				BRUNEI	483	146	50
				SINGAPORE	4 653	6 731	2 362
				PHILIPPINES	137	161	53
				CHINA	332	385	137
				SOUTH KOREA	573	1 057	369
				JAPAN	2 294	5 149	1 826
				TAIWAN	208	386	134
				HONG KONG	1 323	1 242	436
				AUSTRALIA	8 484	7 064	2 475
				NEW ZEALAND	714	506	171
694 STL,COPPR NAILS,NUTS,ETC							
IMPORTS	1 799 832	752 084	264 816				
FRANCE	135 708	59 759	21 091				
BELGIUM LUX	132 130	31 237	11 051				
NETHERLANDS	123 403	42 269	14 852				
ITALY	504 096	200 519	70 732				
UNITD KINGDOM	32 410	34 164	12 040				
IRELAND	7 669	6 395	2 250				
DENMARK	40 671	14 044	4 925				
NORWAY	503	505	177				
SWEDEN	30 892	19 037	6 691				
FINLAND	112	230	79				
SWITZERLAND	70 331	104 291	36 691				
AUSTRIA	48 384	24 303	8 567				
PORTUGAL	202	426	151				
SPAIN	56 585	17 689	6 234				
MALTA	7	114	40				
YUGOSLAVIA	66 471	8 242	2 900				
SOVIETUNION	2 555	468	163				
POLAND	93 179	12 679	4 470				
CZECHOSLOVA	62 238	6 892	2 396				
HUNGARY	18 601	2 324	809				
ROMANIA	89 834	11 981	4 230				
BULGARIA	21 297	2 090	740				
USA	14 842	56 826	19 973				
CANADA	159	574	202				
BRAZIL	2 286	1 151	398				
LEBANON	521	512	171				
ISRAEL	807	772	269				
INDIA	1 678	423	148				
MALAYSIA	8 540	2 186	768				
SINGAPORE	13 179	7 206	2 506				
CHINA	140 425	27 238	9 561				
SOUTH KOREA	5 207	2 145	740				
JAPAN	42 171	36 420	12 857				
TAIWAN	29 674	14 014	4 909				
HONG KONG	2 498	2 594	903				
AUSTRALIA	79	89	33				

6 IMPORTS AND EXPORTS (SPECIAL TRADE) BY GROUPS OF THE SITC-REV. 11 AND BY COUNTRIES OF PRODUCTION AND CONSUMPTION 1984

GROUP COUNTRY	DT * 100 KG	1 000 DM	1 000 \$	GROUP COUNTRY	DT * 100 KG	1 000 DM	1 000 \$
FR POLYNESIA	122	138	51	KENYA	959	1 740	586
695 TOOLS				UGANDA	131	830	300
IMPORTS	525 785	1 466 347	516 079	TANZANIA	734	1 620	559
FRANCE	37 252	129 194	45 442	MADAGASCAR	93	407	136
BELGIUM LUX	12 276	65 320	22 955	REUNION	100	165	58
NETHERLANDS	52 325	120 499	42 270	MAURITIUS	126	257	88
ITALY	46 534	168 617	59 232	ZAMBIA	127	578	209
UNT0 KINGDOM	23 450	92 501	32 784	ZIMBABWE	345	1 098	394
IRELAND	8 823	25 494	8 958	MALAWI	81	153	51
DENMARK	5 668	15 185	5 348	REP S AFRICA	21 380	74 752	26 483
GREECE	112	4 036	1 415	SWAZILAND	125	198	70
NORWAY	872	1 948	689	USA	48 756	219 468	76 945
SWEDEN	14 298	139 216	48 960	CANADA	8 420	28 500	10 057
FINLAND	2 007	4 141	1 469	MEXICO	9 042	17 042	5 998
SWITZERLAND	23 872	182 282	64 300	GUATEMALA	558	1 146	401
AUSTRIA	24 120	93 921	33 120	HONDURAS	385	722	249
PORTUGAL	373	4 052	1 419	EL SALVADOR	479	870	304
SPAIN	13 740	29 182	10 335	NICARAGUA	118	357	128
MALTA	28	652	231	COSTA RICA	740	1 899	667
YUGOSLAVIA	12 011	20 835	7 318	PANAMA	345	947	322
TURKEY	834	1 197	420	CUBA	995	2 095	752
SOVIETUNION	1 502	487	169	HAITI	248	446	155
POLAND	17 682	12 449	4 374	DOMINIC REP	417	729	259
CZECHOSLOVA	5 970	5 795	2 004	GUADELOUPE	78	131	44
HUNGARY	9 560	5 882	2 061	MARTINIQUE	79	143	47
ROMANIA	12 402	6 693	2 359	JAMAICA	193	325	110
BULGARIA	828	1 489	513	BARBADOS	64	94	34
TUNISIA	604	673	240	TRINIDAD TOB	299	1 024	353
REP S AFRICA	209	1 049	373	NETH ANTILL	209	497	169
USA	13 729	121 837	42 840	COLOMBIA	2 674	6 014	2 116
CANADA	914	3 186	1 115	VENEZUELA	2 175	6 001	2 089
MEXICO	19	91	31	GUYANA	82	182	68
BRAZIL	4 081	6 096	2 189	SURINAME	348	655	230
ISRAEL	620	12 599	4 397	ECUADOR	2 218	5 403	1 919
PAKISTAN	56	317	110	PERU	1 451	3 210	1 133
INDIA	15 034	13 239	4 695	BRAZIL	584	5 414	1 878
INDONESIA	11	160	56	CHILE	2 531	6 628	2 328
SINGAPORE	432	3 526	1 241	BOLIVIA	69	242	86
CHINA	55 323	22 284	7 853	PARAGUAY	151	454	155
SOUTH KOREA	3 638	3 763	1 312	URUGUAY	396	867	300
JAPAN	32 028	90 938	31 918	ARGENTINA	1 746	6 931	2 411
TAIWAN	61 401	43 397	15 300	CYPRUS	738	1 778	616
HONG KONG	11 018	11 448	4 029	LEBANON	2 662	4 065	1 408
AUSTRALIA	66	392	140	SYRIA	2 319	4 722	1 625
EXPORTS	958 000	3 100 140	1 090 284	IRAQ	3 635	11 571	4 020
FRANCE	92 434	307 247	108 492	IRAN	35 978	119 384	42 420
BELGIUM LUX	59 660	151 527	53 399	ISRAEL	5 471	19 520	6 863
NETHERLANDS	113 816	289 030	101 377	JORDAN	1 878	3 571	1 226
ITALY	53 228	193 592	68 276	SAUDI ARABIA	22 131	49 146	17 436
UNT0 KINGDOM	64 919	231 078	80 950	KUWAIT	2 828	6 010	2 133
IRELAND	6 534	15 384	5 409	BAHRAIN	1 262	3 218	1 138
DENMARK	27 607	81 051	28 474	QATAR	497	1 217	423
GREECE	9 059	19 334	6 825	ARAB EMIRAT	3 346	9 613	3 373
ICELAND	943	2 465	857	OMAN	1 241	2 598	921
NORWAY	12 786	44 836	15 723	NORTH YEMEN	868	968	344
SWEDEN	29 314	102 167	35 880	SOUTH YEMEN	82	319	115
FINLAND	11 576	40 990	14 455	AFGHANISTAN	150	222	78
SWITZERLAND	59 617	220 505	77 763	INDIA	1 350	7 083	2 490
AUSTRIA	55 126	177 155	62 383	BANGLADESH	2 294	8 968	3 179
PORTUGAL	5 292	16 770	5 956	SRI LANKA	938	1 115	381
SPAIN	38 737	102 898	35 726	NEPAL	921	1 495	527
ANDORRA	42	168	58	BURMA	59	99	34
MALTA	768	2 943	1 035	THAILAND	177	1 036	369
YUGOSLAVIA	4 505	28 064	9 885	INDONESIA	4 118	9 515	3 395
TURKEY	5 015	17 230	6 075	MALAYSIA	10 902	23 636	8 389
SOVIETUNION	5 413	35 430	12 382	SINGAPORE	2 568	6 938	2 424
POLAND	1 994	14 040	4 908	PHILIPPINES	6 158	25 466	8 962
CZECHOSLOVA	2 098	21 706	7 559	CHINA	623	1 734	596
HUNGARY	6 256	28 979	9 997	SOUTH KOREA	488	4 006	1 391
ROMANIA	355	5 228	1 807	JAPAN	2 833	13 963	4 884
BULGARIA	1 453	9 652	3 277	TAIWAN	5 107	37 895	13 268
CANARY IS	523	1 441	501	HONG KONG	1 707	8 111	2 847
MOROCCO	1 036	2 537	913	AUSTRALIA	2 288	10 890	3 805
ALGERIA	11 165	31 003	11 027	PAPUA-NEW G	9 958	30 793	10 773
TUNISIA	732	2 212	764	NEW ZEALAND	754	993	349
LIBYA	5 301	13 084	4 627	NEW CALEDON	1 707	4 793	1 685
EGYPT	7 527	22 002	7 827	FIJI	62	151	48
SUDAN	1 042	1 644	584	FR POLYNESIA	281	331	117
MALI	192	441	164	POLAR REG	271	610	205
UPPER VOLTA	65	131	44	696 CUTLERY	25	116	38
CAPE VERDE	190	234	81	IMPORTS	126 619	353 502	124 311
SENEGAL	105	213	72	FRANCE	2 459	10 588	3 748
GUINEA	43	123	41	BELGIUM LUX	507	1 746	613
SIERRA LEONE	194	347	121	NETHERLANDS	1 992	13 515	4 750
LIBERIA	390	882	301	ITALY	12 401	38 841	13 706
IVORY COAST	756	1 943	696	UNT0 KINGDOM	7 536	25 484	8 844
GHANA	922	1 700	603	IRELAND	146	466	163
NIGERIA	1 588	4 175	1 514	DENMARK	162	1 012	354
CAMEROON	484	1 416	504	NORWAY	29	388	131
CENT AFR REP	372	345	124	SWEDEN	116	516	175
GABON	690	5 091	1 801	FINLAND	237	1 593	560
CONGO	320	429	147	SWITZERLAND	3 318	34 550	12 102
ZAIRE	1 263	2 362	829	AUSTRIA	638	2 583	908
RWANDA	1 006	954	337	PORTUGAL	584	1 230	432
BURUNDI	445	573	199	SPAIN	2 817	11 261	4 010
ANGOLA	911	4 375	1 527	SOVIETUNION	169	114	38
ETHIOPIA	653	1 308	465	CZECHOSLOVA	90	312	114
DJIBOUTI	53	92	31	HUNGARY	68	92	32
SOMALIA	323	583	205	BULGARIA	103	266	90
				USA	2 747	16 826	6 007

6 IMPORTS AND EXPORTS (SPECIAL TRADE) BY GROUPS OF THE SITC-REV. II AND BY COUNTRIES OF PRODUCTION AND CONSUMPTION 1984

GROUP COUNTRY	DT * 100 KG	1 000 DM	1 000 \$	GROUP COUNTRY	DT * 100 KG	1 000 DM	1 000 \$
PANAMA	11	93	33	THAILAND	182	1 276	446
BRAZIL	758	2 482	876	INDONESIA	342	1 256	446
ISRAEL	45	202	72	MALAYSIA	131	584	205
PAKISTAN	260	853	304	SINGAPORE	469	2 580	897
INDIA	51	132	43	PHILIPPINES	29	224	77
THAILAND	201	733	260	SOUTH KOREA	100	749	263
SINGAPORE	2 992	18 008	6 365	JAPAN	2 578	20 004	7 181
CHINA	7 968	10 136	3 561	TAIWAN	34	467	163
SOUTH KOREA	27 766	45 645	16 068	HONG KONG	414	3 176	1 120
JAPAN	41 037	98 087	34 405	AUSTRALIA	2 259	11 217	3 935
TAIWAN	5 373	8 831	3 117	PAPUA NEW G	111	330	119
HONG KONG	3 895	6 382	2 241	AUST OCEANIA	33	124	40
AUSTRALIA	18	233	87	NEW ZEALAND	336	1 818	643
NEW ZEALAND	27	117	40	FIJI	34	115	41
EXPORTS	139 507	686 589	241 821	697 BASE MTL HOUSEHOLD EQUIP			
FRANCE	23 584	98 471	34 827	IMPORTS	929 457	833 034	293 305
BELGIUM LUX	5 972	31 775	11 219	FRANCE	80 293	73 840	25 970
NETHERLANDS	9 451	43 906	15 459	BELGIUM LUX	36 356	37 831	13 354
ITALY	17 662	62 836	22 198	NETHERLANDS	62 492	53 107	18 681
UNITD KINGDOM	14 880	60 638	21 250	ITALY	246 103	257 404	90 823
IRELAND	829	3 871	1 366	UNITD KINGDOM	9 706	15 507	5 426
DENMARK	3 397	17 203	6 038	IRELAND	450	1 228	431
GREECE	1 791	8 207	2 895	DENMARK	34 480	30 092	10 370
ICELAND	228	1 430	503	GREECE	1 458	2 416	822
NORWAY	1 515	8 392	2 924	NORWAY	12 175	7 436	2 635
SWEDEN	2 107	10 744	3 779	SWEDEN	20 547	19 374	6 787
FINLAND	1 166	5 390	1 921	FINLAND	2 247	2 530	886
SWITZERLAND	5 345	35 948	12 637	SWITZERLAND	27 936	39 284	13 809
AUSTRIA	6 233	31 622	11 126	AUSTRIA	35 029	25 566	8 968
PORTUGAL	1 756	6 330	2 224	PORTUGAL	3 295	5 530	1 954
SPAIN	2 224	9 837	3 459	SPAIN	21 158	25 253	8 925
ANDORRA	93	866	302	YUGOSLAVIA	44 844	20 872	7 386
MALTA	106	646	226	TURKEY	4 655	4 823	1 677
YUGOSLAVIA	211	2 650	910	POLAND	10 525	4 120	1 456
TURKEY	880	3 103	1 113	CZECHOSLOVA	13 556	3 786	1 323
SOVIETUNION	24	166	56	HUNGARY	19 329	7 833	2 730
POLAND	13	100	35	ROMANIA	12 477	4 624	1 648
CZECHOSLOVA	475	4 320	1 498	EGYPT	260	483	169
HUNGARY	482	1 964	663	USA	4 647	12 849	4 495
BULGARIA	27	247	81	CANADA	84	144	51
CANARY IS	441	1 738	631	MEXICO	58	169	57
MOROCCO	72	383	133	BRAZIL	248	278	100
CEUTA MEL	456	1 067	381	ISRAEL	587	688	242
ALGERIA	47	322	112	PAKISTAN	56	132	44
TUNISIA	161	578	198	INDIA	7 558	14 977	5 187
LIBYA	292	1 827	679	NEPAL	34	211	75
EGYPT	370	1 243	431	THAILAND	406	1 029	367
MALI	41	110	37	SINGAPORE	2 211	4 543	1 591
NIGER	84	195	71	PHILIPPINES	30	134	47
LIBERIA	161	236	84	CHINA	18 972	5 876	2 137
IVORY COAST	383	640	228	SOUTH KOREA	29 720	37 449	13 279
GHANA	198	294	107	JAPAN	15 837	21 535	7 518
BENIN	75	116	40	TAIWAN	123 217	59 395	21 074
NIGERIA	273	444	160	HONG KONG	26 072	30 106	10 619
CAMEROON	280	430	148	EXPORTS	1 007 508	1 192 978	419 427
ANGOLA	69	187	69	FRANCE	139 860	123 665	43 569
ETHIOPIA	17	125	44	BELGIUM LUX	74 951	78 969	27 913
KENYA	152	416	147	NETHERLANDS	140 531	161 780	56 853
MOZAMBIQUE	56	287	102	ITALY	95 341	172 489	60 657
MAURITIUS	64	111	40	UNITD KINGDOM	89 152	100 414	35 438
MALAWI	49	119	42	IRELAND	4 166	4 043	1 400
REP S AFRICA	2 106	9 722	3 423	DENMARK	16 399	23 448	8 226
USA	10 881	93 758	32 944	GREECE	12 539	22 130	7 796
CANADA	1 859	15 000	5 283	ICELAND	1 510	1 517	527
MEXICO	75	805	280	NORWAY	11 090	10 273	3 609
BERMUDA	12	152	52	SWEDEN	8 204	9 295	3 282
GUATEMALA	204	447	155	FINLAND	3 973	5 305	1 883
HONDURAS	62	292	102	SWITZERLAND	79 818	82 231	28 790
EL SALVADOR	59	240	84	AUSTRIA	156 832	158 945	55 742
COSTA RICA	114	393	134	PORTUGAL	4 967	8 293	2 923
PANAMA	64	290	97	SPAIN	20 085	30 261	10 716
CUBA	85	638	222	ANDORRA	62	147	48
HAITI	84	195	66	MALTA	930	1 021	354
AM VIRGIN IS	15	143	46	YUGOSLAVIA	6 604	10 496	3 716
TRINIDAD TOB	59	159	55	TURKEY	1 154	2 221	776
NETH ANTILL	30	238	83	SOVIETUNION	85	127	47
COLOMBIA	102	667	233	POLAND	268	323	111
VENEZUELA	833	4 529	1 568	CZECHOSLOVA	688	729	254
SURINAME	39	119	41	HUNGARY	1 639	3 112	1 058
ECUADOR	156	322	110	ROMANIA	71	171	56
PERU	49	229	75	BULGARIA	149	225	75
BRAZIL	9	122	41	CANARY IS	645	1 283	446
CHILE	203	1 088	372	MOROCCO	648	301	101
PARAGUAY	18	146	49	ALGERIA	2 217	2 165	748
URUGUAY	42	195	68	TUNISIA	2 733	1 358	476
ARGENTINA	185	1 804	613	LIBYA	551	654	234
CYPRUS	914	3 782	1 311	EGYPT	7 173	5 331	1 847
LEBANON	521	1 827	632	SIERRA LEONE	862	652	245
SYRIA	141	496	165	LIBERIA	151	85	31
IRAQ	187	1 236	426	NIGERIA	283	1 097	374
IRAN	308	1 173	435	CAMEROON	563	333	114
ISRAEL	726	3 991	1 415	CONGO	288	196	70
JORDAN	367	1 507	528	ZAIRE	258	182	61
SAUDI ARABIA	4 061	19 989	7 059	ANGOLA	300	331	112
KUWAIT	560	3 354	1 179	ETHIOPIA	272	290	107
BAHRAIN	108	815	296	KENYA	141	138	48
QATAR	70	570	201	TANZANIA	161	211	71
ARAB EMIRAT	2 441	8 166	2 945	MADAGASCAR	56	87	32
OMAN	96	586	208	ZAMBIA	229	307	109
NORTH YEMEN	31	144	49				
SOUTH YEMEN	20	132	46				
SRI LANKA	101	447	162				

6 IMPORTS AND EXPORTS (SPECIAL TRADE) BY GROUPS OF THE SITC-REV. 11 AND BY COUNTRIES OF PRODUCTION AND CONSUMPTION 1984

GROUP COUNTRY	DT * 100 KG	1 000 DM	1 000 \$	GROUP COUNTRY	DT * 100 KG	1 000 DM	1 000 \$
REP S AFRICA	5 212	7 637	2 770	IRELAND	23 731	21 278	7 498
USA	30 914	38 180	13 385	DENMARK	136 200	134 162	47 295
CANADA	4 959	6 050	2 119	GREECE	26 632	26 267	9 279
GUATEMALA	275	310	109	ICELAND	3 935	3 982	1 403
EL SALVADOR	90	128	46	FAROE IS	330	685	239
COSTA RICA	86	150	51	NORWAY	59 427	68 731	24 152
JAMAICA	121	141	48	SWEDEN	244 663	299 219	105 422
TRINIDAD TOB	340	444	152	FINLAND	61 543	65 414	22 992
NETH ANTILL	189	279	92	SWITZERLAND	292 393	343 907	121 001
SURINAME	821	1 115	390	AUSTRIA	361 750	378 625	133 723
ECUADOR	248	375	137	PORTUGAL	26 144	22 594	8 035
PERU	78	150	53	SPAIN	76 103	115 832	41 019
CHILE	648	1 031	355	MALTA	2 507	5 170	1 796
PARAGUAY	57	114	38	YUGOSLAVIA	32 964	37 858	13 225
ARGENTINA	40	121	41	TURKEY	10 319	13 185	4 756
CYPRUS	1 292	1 957	676	SOVIET UNION	73 601	32 649	11 585
LEBANON	2 636	1 802	618	POLAND	12 402	11 595	4 054
SYRIA	259	354	125	CZECHOSLOVA	20 828	23 416	8 229
IRAQ	1 535	2 489	859	HUNGARY	27 590	32 657	11 403
IRAN	1 584	704	248	ROMANIA	10 902	17 579	6 235
ISRAEL	3 682	5 290	1 867	BULGARIA	7 399	9 350	3 256
JORDAN	2 573	1 684	602	CANARY IS	1 587	1 923	683
SAUDI ARABIA	10 038	16 512	5 889	MOROCCO	2 992	4 560	1 631
KUWAIT	2 845	3 921	1 399	ALGERIA	20 861	20 710	7 236
BAHRAIN	244	851	300	TUNISIA	4 936	5 894	2 072
QATAR	407	876	309	LIBYA	13 292	12 622	4 425
ARAB EMIRAT	5 331	5 395	1 913	EGYPT	33 623	25 899	9 123
OMAN	515	751	266	SUDAN	12 135	3 735	1 336
NORTH YEMEN	677	554	189	MALI	415	358	124
SOUTH YEMEN	290	589	211	SENEGAL	4 635	2 192	757
AFGHANISTAN	1 522	979	343	GUINEA	172	209	76
PAKISTAN	315	596	210	SIERRA LEONE	275	188	64
SRI LANKA	202	555	204	LIBERIA	1 465	1 421	501
THAILAND	932	1 417	498	IVORY COAST	1 435	1 054	383
INDONESIA	1 451	3 010	1 039	GHANA	2 308	1 131	403
MALAYSIA	925	2 359	818	TOGO	186	186	60
BRUNEI	101	546	200	NIGERIA	36 342	16 279	5 752
SINGAPORE	5 151	9 011	3 161	CAMEROON	8 307	4 691	1 624
NORTH KOREA	124	265	85	GABON	503	684	251
SOUTH KOREA	3 914	7 596	2 661	CONGO	402	692	259
JAPAN	5 727	9 058	3 171	ZAIRE	3 931	2 699	941
TAIWAN	1 137	768	265	RWANDA	154	204	70
HONG KONG	9 766	14 944	5 207	BURUNDI	473	384	133
AUSTRALIA	6 717	12 239	4 279	ANGOLA	897	1 205	438
NEW ZEALAND	1 090	905	325	ETHIOPIA	878	953	326
FIJI	110	159	52	KENYA	1 666	1 749	603
FR POLYNESIA	107	124	43	UGANDA	239	154	52
				TANZANIA	834	946	316
699 OTHER METAL MANUFACTURES				MOZAMBIQUE	117	242	83
IMPORTS	2 725 359	2 198 628	775 254	MADAGASCAR	4 233	1 800	629
FRANCE	280 374	248 357	87 446	REUNION	192	312	108
BELGIUM LUX	205 924	120 585	42 580	MAURITIUS	471	950	337
NETHERLANDS	272 303	205 376	72 393	ZAMBIA	447	883	312
ITALY	438 877	334 417	118 012	ZIMBABWE	972	830	287
UNTD KINGDOM	145 163	166 104	58 395	MALAWI	110	181	60
IRELAND	59 709	64 551	22 944	REP S AFRICA	35 441	48 618	17 142
DENMARK	110 482	54 632	19 220	USA	248 314	278 463	98 009
GREECE	4 230	2 073	718	CANADA	57 804	46 669	16 528
ICELAND	1 220	701	250	MEXICO	3 384	6 703	2 351
NORWAY	22 564	15 135	5 375	GUATEMALA	699	818	290
SWEDEN	78 439	88 030	31 058	HONDURAS	191	299	57
FINLAND	6 141	7 208	2 507	EL SALVADOR	553	745	259
SWITZERLAND	150 504	184 027	64 932	NICARAGUA	62	141	53
AUSTRIA	285 774	270 055	95 231	COSTA RICA	1 384	1 339	458
PORTUGAL	16 933	7 774	2 753	PANAMA	620	702	241
SPAIN	92 442	33 328	11 713	CUBA	2 933	2 529	897
MALTA	1 301	2 252	791	HAITI	515	600	211
YUGOSLAVIA	72 146	25 137	8 864	DOMINIC REP	484	463	163
TURKEY	221	798	270	GUADELOUPE	97	128	45
SOVIET UNION	4 166	2 217	788	MARTINIQUE	93	117	38
POLAND	68 672	10 866	3 807	JAMAICA	665	470	166
CZECHOSLOVA	38 385	4 898	1 727	BARBADOS	723	574	193
HUNGARY	73 748	19 270	6 763	TRINIDAD TOB	756	1 508	535
ROMANIA	82 974	10 193	3 532	NETH ANTILL	457	791	280
TUNISIA	166	364	130	COLOMBIA	1 582	1 661	582
MAURITIUS	7	370	136	VENEZUELA	3 265	4 808	1 697
REP S AFRICA	140	124	42	SURINAME	1 023	968	334
USA	30 721	146 516	51 560	ECUADOR	4 348	3 792	1 354
CANADA	3 673	6 280	2 215	PERU	756	2 054	724
MEXICO	6 391	1 943	687	BRAZIL	4 254	11 697	4 060
BRAZIL	1 527	1 406	485	CHILE	8 171	7 756	2 741
ARGENTINA	323	183	67	BOLIVIA	80	155	51
ISRAEL	1 958	1 879	659	PARAGUAY	175	208	72
INDIA	2 512	1 539	543	URUGUAY	275	393	132
SRI LANKA	16	244	88	ARGENTINA	4 836	12 049	4 281
THAILAND	632	4 613	1 627	CYPRUS	2 027	3 040	1 061
MALAYSIA	53	526	185	LEBANON	6 834	6 763	2 352
SINGAPORE	9 820	14 183	5 019	SYRIA	4 052	3 183	1 106
CHINA	58 360	15 296	5 453	IRAQ	19 451	19 108	6 760
SOUTH KOREA	1 915	3 636	1 265	IRAN	94 541	77 918	27 277
JAPAN	53 796	77 241	27 386	ISRAEL	24 910	26 274	9 282
TAIWAN	24 997	23 319	8 248	JORDAN	5 075	4 592	1 621
HONG KONG	15 209	20 044	7 069	SAUDI ARABIA	73 074	83 351	29 730
AUSTRALIA	141	533	186	KUWAIT	8 481	9 733	3 439
EXPORTS	4 920 119	5 022 334	1 770 217	BAHRAIN	3 325	2 805	1 005
FRANCE	630 307	600 289	211 899	QATAR	688	845	293
BELGIUM LUX	497 377	439 016	154 630	ARAB EMIRAT	9 261	11 151	3 955
NETHERLANDS	718 635	585 612	206 556	OMAN	1 649	2 530	881
ITALY	220 586	260 348	91 874	NORTH YEMEN	520	614	205
UNTD KINGDOM	376 958	428 156	150 730	SOUTH YEMEN	261	218	78
				AFGHANISTAN	255	393	139
				PAKISTAN	7 730	7 378	2 613
				INDIA	13 324	21 539	7 577
				BANGLADESH	1 332	715	250

6 IMPORTS AND EXPORTS (SPECIAL TRADE) BY GROUPS OF THE SITC-REV. 11 AND BY COUNTRIES OF PRODUCTION AND CONSUMPTION 1984

GROUP COUNTRY	DT = 100 KG	1 000 DM	1 000 \$	GROUP COUNTRY	DT = 100 KG	1 000 DM	1 000 \$
SRI LANKA	1 363	922	313	SOVIETUNION	43 161	201 146	71 975
BURMA	841	1 895	649	POLAND	39	134	43
THAILAND	11 018	13 070	4 613	HUNGARY	58	1 122	417
INDONESIA	10 200	8 940	3 163	BULGARIA	69	854	277
MALAYSIA	4 675	6 061	2 135	ALGERIA	484	528	195
BRUNEI	81	100	37	LIBYA	67 894	197 791	68 959
SINGAPORE	21 991	29 716	10 453	EGYPT	21 494	58 288	20 008
PHILIPPINES	8 477	10 032	3 513	SUDAN	1 062	1 029	378
CHINA	1 636	1 875	662	MALI	169	395	138
NORTH KOREA	98	300	109	TOGO	910	543	179
SOUTH KOREA	7 857	12 230	4 303	NIGERIA	2 165	6 004	2 174
JAPAN	25 339	51 792	18 164	CAMEROON	1	167	56
TAIWAN	2 874	6 206	2 171	REP S AFRICA	2 185	45 473	16 034
HONG KONG	7 754	10 680	3 739	USA	210	3 073	1 079
AUSTRALIA	33 691	48 204	16 950	CANADA	380	4 402	1 542
PAPUA NEW G	152	110	36	MEXICO	58	614	213
NEW ZEALAND	2 390	3 865	1 357	DOMINIC REP	807	2 676	912
NEW CALEDON	79	170	55	COLOMBIA	6 203	21 150	7 803
FR POLYNESIA	180	268	97	VENEZUELA	217	729	240
				PERU	103	359	122
700 INDUSTRIAL PLANT, CHAP 84				BRAZIL	86 096	786 770	290 357
EXPORTS	810 427	2 532 606	891 313	CHILE	247	1 101	417
FRANCE	1 520	3 790	1 312	ARGENTINA	11	165	60
BELGIUM LUX	9 939	12 556	4 162	SYRIA	2 188	5 129	1 813
NETHERLANDS	19 644	18 007	6 664	IRAQ	34 250	84 898	30 059
ITALY	753	1 267	411	IRAN	42 808	44 465	15 961
UNTD KINGDOM	160	137	47	JORDAN	306	1 653	559
GREECE	404	481	171	SAUDI ARABIA	38 606	121 224	43 922
SWEDEN	241	134	49	KUWAIT	8 955	26 430	8 783
FINLAND	3 626	5 809	2 165	BAHRAIN	192	711	254
SWITZERLAND	8 964	11 669	3 989	ARAB EMIRAT	3 180	9 666	3 540
AUSTRIA	4 808	11 503	3 943	OMAN	1 441	1 815	643
PORTUGAL	80	271	98	NORTH YEMEN	57	446	162
SPAIN	925	728	254	PAKISTAN	646	2 355	810
MALTA	1 872	3 437	1 177	INDIA	6 109	22 687	7 764
YUGOSLAVIA	593	4 056	1 310	SRI LANKA	262	1 881	639
TURKEY	8 972	32 134	11 303	BURMA	6 341	13 790	4 527
SOVIETUNION	363 231	1 267 136	446 817	THAILAND	489	3 976	1 423
POLAND	4 247	9 431	3 101	INDONESIA	3 182	30 594	11 164
CZECHOSLOVA	2 807	12 598	4 487	MALAYSIA	8 939	32 951	12 042
HUNGARY	4 576	14 968	5 385	SINGAPORE	2 518	2 975	1 083
BULGARIA	5 838	34 389	12 412	PHILIPPINES	652	2 967	1 030
ALGERIA	1 881	5 190	1 848	CHINA	3 749	11 301	3 813
TUNISIA	3 646	4 361	1 569	SOUTH KOREA	5 485	34 931	12 890
LIBYA	92 021	168 483	60 640	AUSTRALIA	775	18 262	6 412
EGYPT	30 094	109 349	37 118	711 STEAM BOILERS & AUX PLNT			
SUDAN	699	755	259	IMPORTS	48 457	74 432	25 131
MALI	1 709	5 336	1 866	FRANCE	3 564	2 685	971
GHANA	2 655	2 290	814	BELGIUM LUX	1 307	2 847	1 017
TOGO	1 862	2 280	748	NETHERLANDS	9 803	46 887	15 543
NIGERIA	2 723	13 060	4 621	ITALY	1 251	861	312
UGANDA	1 135	3 205	1 033	UNTD KINGDOM	2 510	1 039	349
TANZANIA	379	1 362	494	DENMARK	13 541	10 620	3 705
REP S AFRICA	5 280	16 454	5 716	NORWAY	40	91	30
BOTSWANA	2 280	889	307	SWEDEN	1 556	1 336	472
USA	10 991	27 595	9 664	FINLAND	3 780	1 544	511
CANADA	5 375	9 581	3 441	SWITZERLAND	611	687	234
MEXICO	769	9 025	3 184	AUSTRIA	3 917	3 027	1 015
ST VINCENT	76	145	48	SPAIN	1 647	452	155
COLOMBIA	82	609	220	YUGOSLAVIA	2 568	787	273
VENEZUELA	957	3 952	1 274	POLAND	541	164	58
PERU	2 285	10 727	3 764	CZECHOSLOVA	1 724	879	301
BRAZIL	31 512	210 677	71 565	USA	65	500	176
CHILE	1 703	4 170	1 578	EXPORTS	258 718	374 329	131 112
BOLIVIA	56	143	52	FRANCE	5 076	6 236	2 222
ARGENTINA	2 338	10 675	3 957	BELGIUM LUX	12 146	17 393	6 011
SYRIA	2 991	6 268	2 147	NETHERLANDS	16 628	15 037	5 152
IRAQ	16 722	52 522	18 755	ITALY	1 416	2 850	1 007
IRAN	20 652	38 453	13 160	UNTD KINGDOM	3 109	4 238	1 481
JORDAN	1 293	7 485	2 501	IRELAND	4 936	7 059	2 577
SAUDI ARABIA	37 572	78 665	28 246	DENMARK	11 979	7 753	2 784
KUWAIT	44	4 356	1 404	GREECE	11 308	12 904	4 672
BAHRAIN	526	4 184	1 515	ICELAND	193	272	95
ARAB EMIRAT	4 821	13 174	4 760	NORWAY	1 066	979	343
OMAN	968	4 259	1 570	SWEDEN	4 349	4 849	1 650
PAKISTAN	6 273	42 708	14 739	FINLAND	3 987	2 463	868
INDIA	7 692	20 394	7 355	SWITZERLAND	9 720	11 217	3 974
SRI LANKA	294	1 832	652	AUSTRIA	10 376	14 475	5 116
BURMA	13 475	30 224	10 929	PORTUGAL	461	701	240
THAILAND	180	205	73	SPAIN	6 221	14 277	5 016
INDONESIA	7 997	20 717	7 469	YUGOSLAVIA	2 593	5 283	1 780
MALAYSIA	10 387	37 243	13 529	TURKEY	31 144	34 954	11 934
SINGAPORE	862	3 696	1 336	SOVIETUNION	1 169	2 860	984
PHILIPPINES	650	5 191	1 723	POLAND	211	1 244	440
CHINA	7 882	29 108	9 823	CZECHOSLOVA	5 132	10 161	3 396
SOUTH KOREA	17 115	60 754	22 401	HUNGARY	194	858	292
TAIWAN	5 068	5 066	1 734	BULGARIA	170	333	109
NEW ZEALAND	789	1 000	357	CANARY IS	168	284	107
703 INDUSTRIAL PLANT, CHAP 85				ALGERIA	2 284	5 081	1 768
EXPORTS	414 204	1 822 096	657 205	TUNISIA	407	656	235
BELGIUM LUX	926	2 331	815	LIBYA	1 490	4 005	1 388
NETHERLANDS	233	766	276	EGYPT	2 563	2 888	1 018
ITALY	244	222	81	SENEGAL	220	641	225
UNTD KINGDOM	6 251	2 543	854	IVORY COAST	114	134	47
GREECE	138	156	60	GHANA	48	193	69
AUSTRIA	77	355	117	BENIN	265	252	92
SPAIN	56	1 490	550	NIGERIA	1 040	3 563	1 236
MALTA	762	1 653	556	ZAIRE	63	173	63
TURKEY	208	2 369	823	ETHIOPIA	337	500	176

6 IMPORTS AND EXPORTS (SPECIAL TRADE) BY GROUPS OF THE SITC-REV. 11 AND BY COUNTRIES OF PRODUCTION AND CONSUMPTION 1984

GROUP COUNTRY	DT = 100 KG	1 000 DM	1 000 \$	GROUP COUNTRY	DT = 100 KG	1 000 DM	1 000 \$
TANZANIA	40	97	34	NIGER	119	380	140
MAURITIUS	225	309	113	LIBERIA	144	481	179
REP S AFRICA	9 060	18 758	6 550	IVORY COAST	1	85	30
USA	2 100	1 040	378	NIGERIA	268	4 397	1 525
CANADA	1 970	1 314	476	CAMEROON	6	110	36
MEXICO	796	2 584	937	TANZANIA	7	311	105
PERU	56	263	96	ZIMBABWE	5	243	79
BRAZIL	265	1 132	414	REP S AFRICA	19 828	92 373	32 339
BOLIVIA	299	487	163	USA	2 670	11 508	4 080
ARGENTINA	2 347	13 336	4 722	CANADA	2 693	2 852	963
CYPRUS	182	195	66	MEXICO	3 085	20 013	7 136
LEBANON	735	981	361	CUBA	4	146	55
SYRIA	3 402	5 787	1 980	HAITI	8	302	108
IRAQ	1 618	4 163	1 432	JAMAICA	3	104	35
IRAN	4 995	5 442	1 934	NETH ANTILL	36	531	187
ISRAEL	1 547	1 573	550	COLOMBIA	20	442	150
JORDAN	374	876	321	VENEZUELA	28	183	64
SAUDI ARABIA	838	1 944	703	PERU	10	176	62
KUWAIT	5 442	6 077	2 172	BRAZIL	47	1 679	580
BAHRAIN	238	372	135	CHILE	40	682	243
ARAB EMIRAT	21 895	52 960	18 460	BOLIVIA	6	173	64
OMAN	17	444	154	ARGENTINA	419	3 286	1 173
NORTH YEMEN	67	93	34	CYPRUS	338	993	349
SOUTH YEMEN	176	219	80	SYRIA	321	3 653	1 369
AFGHANISTAN	66	237	79	IRAQ	224	3 407	1 226
PAKISTAN	248	751	272	IRAN	1 259	23 477	8 114
INDIA	2 604	7 549	2 757	ISRAEL	12 701	57 128	19 430
BANGLADESH	124	341	123	JORDAN	7	239	83
SRI LANKA	678	1 350	500	SAUDI ARABIA	108	2 231	777
THAILAND	14 919	12 816	4 452	KUWAIT	998	5 720	1 960
INDONESIA	8 901	11 557	4 059	BAHRAIN	250	1 599	564
MALAYSIA	1 931	1 516	514	QATAR	5	118	39
SINGAPORE	825	1 888	680	ARAB EMIRAT	194	5 721	2 086
PHILIPPINES	1 976	2 697	974	OMAN	34	470	167
CHINA	4 997	2 475	902	PAKISTAN	222	2 390	840
SOUTH KOREA	201	548	196	INDIA	13 110	65 385	22 909
JAPAN	71	283	96	BANGLADESH	486	2 902	1 046
TAIWAN	619	820	273	SRI LANKA	1 081	5 721	2 104
HONG KONG	4 186	4 204	1 486	BURMA	49	978	323
AUSTRALIA	4 628	6 906	2 503	THAILAND	93	349	118
712 STEAM ENGINES, TURBINES				INDONESIA	1 235	11 557	3 940
IMPORTS	27 250	66 975	23 732	MALAYSIA	1 255	7 726	2 629
FRANCE	2 602	7 482	2 616	BRUNEI	10	153	56
BELGIUM LUX	255	987	334	SINGAPORE	13	776	278
NETHERLANDS	8 863	10 421	3 731	PHILIPPINES	33	865	292
ITALY	2 142	2 652	939	CHINA	107	557	186
UNTD KINGDOM	337	1 335	473	SOUTH KOREA	15	576	201
IRELAND	49	318	117	JAPAN	6	170	62
DENMARK	56	124	41	TAIWAN	137	1 379	486
GREECE	4	150	48	HONG KONG	17	588	216
NORWAY	41	402	134	AUSTRALIA	269	1 572	574
SWEDEN	264	780	284	NEW ZEALAND	54	260	91
FINLAND	153	3 372	1 167	SHIPS SUPPL	1	171	56
SWITZERLAND	6 177	11 836	4 147	713 INTRNL COMBUS PISTN ENGN			
AUSTRIA	3 930	11 937	4 191	IMPORTS	1 743 719	2 957 470	1 040 628
SPAIN	517	4 632	1 763	FRANCE	200 669	279 734	98 835
TURKEY	51	498	163	BELGIUM LUX	14 377	32 583	11 523
CZECHOSLOVA	2	209	77	NETHERLANDS	41 191	83 360	29 370
HUNGARY	68	125	41	ITALY	65 026	135 464	47 662
MOROCCO	29	300	104	UNTD KINGDOM	479 952	748 109	263 782
EGYPT	22	88	32	IRELAND	1 495	12 386	4 347
REP S AFRICA	22	147	55	DENMARK	24 455	33 983	12 068
USA	799	3 337	1 186	GREECE	356	248	84
BRAZIL	73	1 283	456	NORWAY	4 130	6 881	2 498
CYPRUS	332	412	150	SWEDEN	14 235	24 394	8 614
IRAN	6	130	49	FINLAND	2 391	4 113	1 486
ISRAEL	5	150	55	SWITZERLAND	26 233	42 557	15 074
INDIA	27	296	110	AUSTRIA	363 350	789 683	278 163
MALAYSIA	14	1 599	562	PORTUGAL	180	861	314
JAPAN	12	265	93	SPAIN	196 953	206 787	72 675
HONG KONG	22	1 340	487	YUGOSLAVIA	59 706	43 539	15 338
EXPORTS	121 427	590 140	207 243	TURKEY	1 652	3 782	1 318
FRANCE	3 374	22 584	8 092	SOVIETUNION	228	92	34
BELGIUM LUX	534	6 426	2 251	POLAND	3 624	1 866	663
NETHERLANDS	6 683	16 071	5 690	CZECHOSLOVA	818	1 121	402
ITALY	1 642	7 944	2 841	HUNGARY	3 468	3 707	1 359
UNTD KINGDOM	4 930	14 550	5 011	ROMANIA	63	129	42
IRELAND	46	642	232	ETHIOPIA	14	329	116
DENMARK	633	2 476	882	REP S AFRICA	701	1 674	589
GREECE	397	2 491	851	USA	71 023	215 320	75 909
NORWAY	378	3 316	1 147	CANADA	471	1 152	411
SWEDEN	622	2 901	1 030	MEXICO	57 852	67 043	23 323
FINLAND	976	5 938	2 012	BRAZIL	21 829	40 853	14 025
SWITZERLAND	8 108	19 806	7 103	URUGUAY	186	430	151
AUSTRIA	14 773	57 091	21 070	ARGENTINA	909	1 681	601
PORTUGAL	325	1 166	430	IRAQ	87	133	46
SPAIN	716	8 786	3 112	SAUDI ARABIA	163	1 115	363
YUGOSLAVIA	271	2 574	899	INDIA	1 767	2 903	1 013
TURKEY	320	3 248	1 106	SINGAPORE	85	392	140
SOVIETUNION	44	365	131	SOUTH KOREA	276	416	146
POLAND	563	1 442	490	JAPAN	68 938	139 858	48 078
CZECHOSLOVA	2	347	118	TAIWAN	32	102	34
HUNGARY	80	549	188	AUSTRALIA	13 976	28 175	9 846
BULGARIA	165	1 164	409	EXPORTS	4 349 320	7 173 808	2 524 862
MOROCCO	40	1 313	481	FRANCE	376 335	641 954	226 776
ALGERIA	11 095	42 144	14 307	BELGIUM LUX	344 091	460 574	162 031
TUNISIA	2	135	47	NETHERLANDS	165 548	277 051	97 171
LIBYA	351	9 919	3 544	ITALY	97 930	319 747	112 491
EGYPT	239	4 857	1 657	UNTD KINGDOM	795 046	482 856	170 460

6 IMPORTS AND EXPORTS (SPECIAL TRADE) BY GROUPS OF THE SITC-REV. II AND BY COUNTRIES OF PRODUCTION AND CONSUMPTION 1984

GROUP COUNTRY	DT = 100 KG	1 000 DM	1 000 \$	GROUP COUNTRY	DT = 100 KG	1 000 DM	1 000 \$
IRELAND	1 656	5 027	1 827	QATAR	456	6 045	2 234
DENMARK	61 160	114 209	40 340	ARAB EMIRAT	2 936	16 492	5 812
GREECE	49 688	42 258	14 939	OMAN	672	4 231	1 491
ICELAND	502	1 985	690	NORTH YEMEN	1 344	2 071	727
FAROE IS	323	1 043	344	SOUTH YEMEN	903	3 009	1 006
NORWAY	15 482	52 250	18 436	AFGHANISTAN	2 150	850	310
SWEDEN	230 101	429 836	151 506	PAKISTAN	1 010	4 512	1 575
FINLAND	15 679	52 906	18 479	INDIA	11 517	41 123	14 636
SWITZERLAND	27 039	69 604	24 531	BANGLADESH	5 973	13 135	4 394
AUSTRIA	487 419	328 966	115 765	SRI LANKA	275	833	298
PORTUGAL	6 996	27 486	9 657	BURMA	581	4 175	1 441
SPAIN	311 363	575 304	203 482	THAILAND	2 218	6 641	2 365
MALTA	142	1 047	368	INDONESIA	16 611	56 884	20 202
YUGOSLAVIA	25 055	89 194	31 155	MALAYSIA	1 509	7 863	2 759
TURKEY	31 847	93 939	32 989	SINGAPORE	16 720	90 749	31 956
SOVIET UNION	7 644	27 788	10 177	PHILIPPINES	443	1 514	542
POLAND	3 006	9 646	3 425	CHINA	13 340	41 719	14 672
CZECHOSLOVAKIA	1 385	7 852	2 760	NORTH KOREA	98	115	40
HUNGARY	4 860	20 646	7 295	SOUTH KOREA	10 735	64 456	22 804
ROMANIA	1 842	13 274	4 865	JAPAN	32 685	72 961	26 021
BULGARIA	1 379	4 396	1 500	TAIWAN	887	3 303	1 185
ALBANIA	49	583	203	HONG KONG	2 207	16 506	5 770
CANARY IS	669	2 914	1 021	AUSTRALIA	38 719	72 294	25 296
MOROCCO	2 263	7 907	2 848	PAPUA NEW G	35	141	49
CEUTA MEL	161	1 095	410	NEW ZEALAND	642	2 015	706
ALGERIA	94 250	236 664	82 572	NEW CALEDON	81	194	65
TUNISIA	5 925	13 785	4 875	FIJI	56	307	108
LIBYA	6 420	29 443	10 550	VANUATU	642	1 924	706
EGYPT	27 942	60 675	21 377	FR POLYNESIA	117	622	211
SUDAN	766	1 515	526				
MAURITANIA	107	304	113	714 ENGINES & MOTORS NES			
MALI	318	1 058	370				
UPPER VOLTA	48	276	96	IMPORTS	33 635	1 545 273	543 220
CAPE VERDE	49	467	172				
SENEGAL	817	2 186	789	FRANCE	5 958	230 313	79 375
GUINEA	53	341	125	BELGIUM LUX	395	21 413	7 339
SIERRA LEONE	289	1 159	385	NETHERLANDS	1 810	72 314	25 502
LIBERIA	384	1 575	563	ITALY	866	14 459	5 122
IVORY COAST	311	1 464	519	UNITED KINGDOM	4 146	220 886	77 544
GHANA	615	1 619	564	IRELAND	45	3 942	1 312
TOGO	83	549	190	DENMARK	196	8 813	3 112
BENIN	13	123	42	GREECE	125	5 246	1 840
NIGERIA	2 030	10 709	3 782	NORWAY	89	11 251	3 918
CAMEROON	254	983	348	SWEDEN	586	18 846	6 685
CENT AFR REP	12	91	31	FINLAND	220	1 836	668
EQUAT GUINEA	37	695	239	SWITZERLAND	2 025	36 865	13 034
GABON	236	1 034	362	AUSTRIA	1 119	16 335	6 017
ZAIRE	705	5 295	1 865	PORTUGAL	64	2 401	820
RWANDA	51	171	58	SPAIN	109	4 733	1 642
BURUNDI	43	168	57	MALTA	56	9 547	3 403
ANGOLA	4 329	10 322	3 487	YUGOSLAVIA	18	1 577	543
ETHIOPIA	157	1 164	413	TURKEY	1	90	31
KENYA	889	5 495	1 922	HUNGARY	158	361	128
UGANDA	75	497	173	ROMANIA	224	3 212	1 195
TANZANIA	211	934	328	MOROCCO	4	252	90
SEYCHELLES	18	203	67	ALGERIA	23	1 492	530
MOZAMBIQUE	73	702	254	TUNISIA	10	833	318
MADAGASCAR	745	2 518	860	EGYPT	53	6 602	2 327
REUNION	22	118	41	SUDAN	47	1 014	355
MAURITIUS	100	267	88	IVORY COAST	2	210	80
ZAMBIA	195	966	335	NIGERIA	27	713	249
ZIMBABWE	125	604	216	GABON	9	699	239
REP S AFRICA	187 047	430 944	150 974	ZAIRE	8	435	146
USA	546 236	1 007 248	353 086	ETHIOPIA	4	176	64
CANADA	15 424	49 406	17 353	ZIMBABWE	97	1 500	518
MEXICO	11 055	13 257	4 814	REP S AFRICA	102	5 898	2 109
BERMUDA	111	102	34	USA	9 033	516 967	181 704
GUATEMALA	248	691	241	CANADA	205	25 377	9 037
HONDURAS	111	468	156	JAMAICA	61	750	267
EL SALVADOR	804	706	246	BRAZIL	126	1 381	512
NICARAGUA	48	205	69	CYPRUS	53	659	241
COSTA RICA	137	809	287	SYRIA	256	12 996	4 591
PANAMA	184	971	343	IRAQ	153	9 172	3 272
CUBA	377	3 731	1 343	IRAN	1 929	27 528	9 612
BAHAMAS	11	104	35	ISRAEL	56	3 313	1 134
DOMINIC REP	231	479	166	JORDAN	225	27 146	9 342
GUADELOUPE	19	135	47	SAUDI ARABIA	614	33 875	11 688
MARTINIQUE	17	94	33	KUWAIT	38	6 002	2 056
JAMAICA	271	1 067	366	BAHRAIN	2	211	81
BARBADOS	9	123	45	ARAB EMIRAT	444	4 684	1 629
TRINIDAD TOB	49	287	96	NORTH YEMEN	4	278	97
NETH ANTILL	122	795	278	AFGHANISTAN	87	1 470	529
COLOMBIA	960	4 282	1 508	PAKISTAN	14	346	123
VENEZUELA	2 859	6 402	2 270	INDIA	130	1 411	501
GUYANA	22	185	69	SRI LANKA	30	510	184
SURINAME	67	218	73	NEPAL	92	2 421	832
ECUADOR	1 841	8 415	2 993	THAILAND	6	1 951	681
PERU	852	5 911	2 105	MALAYSIA	659	125 118	45 962
BRAZIL	4 097	24 915	8 706	SINGAPORE	39	3 527	1 225
CHILE	6 051	13 887	4 859	PHILIPPINES	178	23 834	8 164
BOLIVIA	32	417	153	JAPAN	298	1 998	687
PARAGUAY	52	549	184	HONG KONG	42	7 450	2 603
URUGUAY	814	1 605	565	AUSTRALIA	19	289	105
ARGENTINA	13 576	30 447	10 683	EXPORTS	31 545	1 833 722	639 124
CYPRUS	987	2 144	750				
LEBANON	4 407	5 900	2 102	FRANCE	1 850	291 359	100 865
SYRIA	2 825	9 664	3 309	BELGIUM LUX	263	30 293	10 324
IRAQ	6 332	29 503	10 204	NETHERLANDS	1 833	103 120	36 270
IRAN	118 453	280 182	99 085	ITALY	1 079	56 182	20 059
ISRAEL	3 947	11 244	3 987	UNITED KINGDOM	2 948	248 254	86 065
JORDAN	2 027	3 886	1 362	IRELAND	36	7 242	2 504
SAUDI ARABIA	34 399	118 962	41 307	DENMARK	137	15 532	5 608
KUWAIT	1 049	5 631	1 996	GREECE	130	14 743	5 037
BAHRAIN	62	595	210				

6 IMPORTS AND EXPORTS (SPECIAL TRADE) BY GROUPS OF THE SITC-REV. II AND BY COUNTRIES OF PRODUCTION AND CONSUMPTION 1984

GROUP COUNTRY	DT * 100 KG	1 000 DM	1 000 \$	GROUP COUNTRY	DT * 100 KG	1 000 DM	1 000 \$
ICELAND	2	355	125	VENEZUELA	84	252	87
NORWAY	121	13 461	4 845	BRAZIL	8 358	3 967	1 388
SWEDEN	563	21 031	7 448	ARGENTINA	47	336	118
FINLAND	81	6 392	2 219	LEBANON	92	139	49
SWITZERLAND	4 415	56 001	19 445	IRAQ	1 319	1 404	508
AUSTRIA	944	12 275	4 253	ISRAEL	25	223	83
PORTUGAL	64	6 713	2 413	JORDAN	21	296	99
SPAIN	114	4 221	1 479	SAUDI ARABIA	649	10 929	3 770
MALTA	10	1 320	471	KUWAIT	4	652	228
YUGOSLAVIA	33	4 193	1 445	ARAB EMIRAT	255	295	104
TURKEY	16	557	203	NORTH YEMEN	1	103	35
SOVIETUNION	1 864	57 510	18 887	INDIA	79	95	32
POLAND	15	88	30	MALAYSIA	23	233	87
CZECHOSLOVA	113	2 082	721	SINGAPORE	642	3 919	1 362
ROMANIA	166	9 987	3 487	CHINA	6 067	1 926	659
MOROCCO	5	485	160	SOUTH KOREA	6	353	122
ALGERIA	4 130	34 004	12 235	JAPAN	13 054	44 896	15 735
TUNISIA	11	1 004	351	TAIWAN	1 936	7 557	2 668
LIBYA	29	598	212	HONG KONG	14 588	37 221	13 131
EGYPT	62	10 194	3 571				
SUDAN	28	1 613	588	EXPORTS	1 080 498	2 466 038	867 538
IVORY COAST	5	266	101				
NIGERIA	226	7 034	2 397	FRANCE	86 090	179 217	63 287
GABON	11	936	316	BELGIUM LUX	71 390	111 108	39 049
ANGOLA	4	652	215	NETHERLANDS	91 520	181 825	63 882
ETHIOPIA	13	3 004	1 088	ITALY	72 807	166 016	58 416
REUNION	1	612	212	UNTD KINGDOM	68 406	166 291	58 525
ZIMBABWE	11	490	179	IRELAND	5 484	8 742	3 158
REP S AFRICA	219	5 495	1 936	DENMARK	50 271	76 978	27 089
USA	3 081	327 649	115 055	GREECE	9 313	15 387	5 458
CANADA	130	7 793	2 615	ICELAND	225	441	149
MEXICO	71	1 282	481	FAROE IS	49	107	36
COLOMBIA	36	1 329	467	NORWAY	23 699	39 513	13 911
FRENCH GUIAN		244	79	SWEDEN	49 439	108 554	38 296
ECUADOR	97	306	105	FINLAND	14 903	32 571	11 381
BRAZIL	47	11 747	4 184	SWITZERLAND	88 391	211 477	74 268
ARGENTINA	4	89	33	AUSTRIA	48 413	92 475	32 492
CYPRUS	47	11 379	3 996	PORTUGAL	2 940	7 697	2 728
LEBANON	38	487	162	SPAIN	17 981	36 700	12 809
SYRIA	271	16 312	5 734	MALTA	231	761	269
IRAQ	569	33 244	11 634	YUGOSLAVIA	4 779	14 142	4 931
IRAN	1 835	147 731	51 787	TURKEY	8 951	29 237	10 428
ISRAEL	25	1 693	577	SOVIETUNION	2 693	11 428	3 991
JORDAN	64	13 192	4 407	POLAND	1 105	4 261	1 482
SAUDI ARABIA	699	76 021	26 710	CZECHOSLOVA	4 223	13 888	4 813
KUWAIT	50	6 535	2 207	HUNGARY	3 811	12 384	4 342
BAHRAIN	24	1 723	600	ROMANIA	265	2 146	766
QATAR	430	4 939	1 716	BULGARIA	1 267	3 892	1 358
ARAB EMIRAT	60	3 718	1 326	CANARY IS	140	334	119
NORTH YEMEN	2	540	187	MOROCCO	265	791	279
AFGHANISTAN	38	3 301	1 092	ALGERIA	4 410	11 359	3 958
PAKISTAN	115	2 360	845	TUNISIA	396	1 203	425
INDIA	465	3 838	1 307	LIBYA	12 647	36 335	12 227
BANGLADESH	4	105	37	EGYPT	16 495	35 185	12 398
SRI LANKA	80	12 331	4 747	SUDAN	506	1 538	545
NEPAL	65	5 264	1 797	MALI	100	330	114
THAILAND	7	1 213	425	UPPER VOLTA	277	766	251
INDONESIA	3	136	48	SENEGAL	183	325	112
MALAYSIA	398	43 643	15 034	GUINEA	233	688	235
BRUNEI	16	3 238	1 083	SIERRA LEONE	156	350	124
SINGAPORE	505	25 687	9 076	LIBERIA	511	1 314	463
PHILIPPINES	106	15 972	5 209	IVORY COAST	374	901	331
SOUTH KOREA	223	1 253	428	GHANA	741	1 588	582
JAPAN	135	7 422	2 475	TOGO	31	119	44
TAIWAN	8	142	52	BENIN	167	449	154
HONG KONG	54	8 866	3 054	NIGERIA	4 621	15 192	5 330
AUSTRALIA	159	1 215	418	CAMEROON	635	1 248	436
				EQUAT GUINEA	28	143	50
				GABON	112	362	126
				CONGO	96	233	82
				ZAIRE	295	953	326
				BURUNDI	87	190	69
				ANGOLA	159	248	84
				ETHIOPIA	214	564	188
				SOMALIA	130	361	117
				KENYA	445	1 319	463
				UGANDA	52	151	53
				TANZANIA	471	1 217	430
				MOZAMBIQUE	70	181	63
				MAURITIUS	375	1 041	371
				ZAMBIA	80	245	82
				ZIMBABWE	77	331	117
				REP S AFRICA	19 016	44 047	15 687
				BOTSWANA	76	196	70
				USA	53 583	183 503	64 103
				CANADA	7 234	17 289	6 112
				MEXICO	551	2 442	862
				GUATEMALA	60	130	47
				HONDURAS	14 064	13 006	4 675
				EL SALVADOR	137	301	104
				NICARAGUA	61	114	41
				COSTA RICA	154	355	126
				PANAMA	91	502	174
				CUBA	227	415	151
				JAMAICA	28	99	35
				TRINIDAD TOB	664	1 574	517
				COLOMBIA	1 318	5 613	1 930
				VENEZUELA	5 389	12 950	4 401
				GUYANA	969	624	225
				FRENCH GUIAN	35	99	33
				ECUADOR	325	980	356
				PERU	916	2 911	1 043
				BRAZIL	6 468	26 549	9 251
				CHILE	21 936	24 749	8 993

716 ROTATING ELECTRIC PLANT

IMPORTS

FRANCE	157 930	205 230	72 495
BELGIUM LUX	6 670	17 461	5 993
NETHERLANDS	12 865	31 668	11 124
ITALY	89 888	99 559	35 143
UNTD KINGDOM	68 465	52 964	18 692
IRELAND	5 202	13 635	4 786
DENMARK	59 841	49 110	17 281
GREECE	1 026	787	277
NORWAY	1 203	3 453	1 156
SWEDEN	23 019	32 573	11 470
FINLAND	6 947	9 890	3 455
SWITZERLAND	67 403	163 509	57 346
AUSTRIA	118 260	103 845	36 630
SPAIN	38 414	53 313	18 799
YUGOSLAVIA	61 273	51 039	17 961
TURKEY	216	422	144
SOVIETUNION	5 844	2 238	811
POLAND	10 290	5 924	2 116
CZECHOSLOVA	33 999	12 092	4 207
HUNGARY	20 988	12 851	4 530
ROMANIA	746	749	267
BULGARIA	7 835	2 799	983
ALGERIA	2	189	66
TUNISIA	41	439	156
EGYPT	421	780	275
NIGERIA	696	1 404	506
CONGO	206	280	97
REP S AFRICA	54	98	33
USA	26 230	175 427	61 632
CANADA	1 915	4 956	1 774
MEXICO	438	1 581	547
PANAMA	76	163	52

6 IMPORTS AND EXPORTS (SPECIAL TRADE) BY GROUPS OF THE SITC-REV. II AND BY COUNTRIES OF PRODUCTION AND CONSUMPTION 1984

GROUP COUNTRY	DT = 100 KG	1 000 DM	1 000 \$	GROUP COUNTRY	DT = 100 KG	1 000 DM	1 000 \$
BOLIVIA	308	547	185	TANZANIA	237	734	277
PARAGUAY	79	155	56	REP S AFRICA	1 667	5 237	1 821
URUGUAY	284	746	259	USA	15 332	29 612	10 347
ARGENTINA	1 850	5 466	1 931	CANADA	3 159	5 393	1 919
CYPRUS	495	1 016	354	MEXICO	208	1 388	496
LEBANON	5 306	12 138	4 563	GUATEMALA	12	176	57
SYRIA	2 274	9 145	3 219	CUBA	16	102	34
IRAQ	7 962	21 353	7 499	HAITI	57	385	129
IRAN	41 584	108 081	38 391	DOMINIC REP	717	2 958	1 038
ISRAEL	2 173	6 572	2 325	COLOMBIA	21	123	43
JORDAN	2 851	5 824	2 045	VENEZUELA	129	510	180
SAUDI ARABIA	25 325	64 774	23 216	ECUADOR	17	531	204
KUWAIT	1 589	4 973	1 716	PERU	98	5 047	1 727
BAHRAIN	454	1 095	386	BRAZIL	11 192	29 351	10 477
QATAR	124	407	141	CHILE	14 052	24 352	8 903
ARAB EMIRAT	4 591	13 877	5 039	BOLIVIA	6	211	75
OMAN	8 535	24 602	8 893	ARGENTINA	235	1 181	419
NORTH YEMEN	1 978	8 075	2 830	CYPRUS	7	216	71
SOUTH YEMEN	2 699	7 435	2 703	SYRIA	78	515	183
AFGHANISTAN	136	327	112	IRAQ	4 615	11 531	4 182
PAKISTAN	1 050	2 871	1 018	IRAN	328	1 931	679
INDIA	11 301	56 889	19 478	ISRAEL	280	1 096	388
BANGLADESH	459	1 209	437	JORDAN	8	93	33
SRI LANKA	972	1 879	680	SAUDI ARABIA	282	1 982	690
BURMA	487	873	312	KUWAIT	33	291	102
THAILAND	1 879	3 010	1 048	ARAB EMIRAT	429	2 174	769
INDONESIA	13 677	27 954	9 831	NORTH YEMEN		96	36
MALAYSIA	3 071	7 753	2 595	AFGHANISTAN	110	578	201
SINGAPORE	4 129	12 825	4 557	PAKISTAN	42	171	64
PHILIPPINES	1 151	2 512	884	INDIA	1 385	4 259	1 524
CHINA	1 925	7 095	2 531	SRI LANKA	3 604	7 007	2 362
NORTH KOREA	73	144	55	BURMA	2 643	7 668	2 521
SOUTH KOREA	4 364	14 836	5 116	THAILAND	26	122	43
JAPAN	1 834	9 484	3 336	INDONESIA	53	282	100
TAIWAN	2 106	6 371	2 186	MALAYSIA	43	346	120
HONG KONG	1 190	3 114	1 078	SINGAPORE	783	2 565	921
AUSTRALIA	11 938	25 081	8 738	CHINA	473	2 322	809
NEW ZEALAND	343	1 265	446	SOUTH KOREA	1 487	4 638	1 612
				JAPAN	222	1 857	654
				TAIWAN	62	579	197
				HONG KONG	590	1 055	360
				AUSTRALIA	722	2 363	826
				NEW ZEALAND	77	265	88
718 OTH POWER GENERATG MACHY							
IMPORTS	80 090	236 122	83 250	721 AGRIC MACHY, EXC TRACTORS			
FRANCE	7 190	14 987	5 274	IMPORTS	760 958	667 646	237 663
BELGIUM LUX	1 175	4 884	1 762	FRANCE	180 500	146 228	52 309
NETHERLANDS	6 749	7 964	2 803	BELGIUM LUX	52 516	43 926	15 774
ITALY	6 557	8 881	3 129	NETHERLANDS	123 484	111 390	39 294
UNTD KINGDOM	6 655	17 485	6 158	ITALY	96 953	68 729	24 410
DENMARK	5 488	18 346	6 433	UNTD KINGDOM	14 008	20 720	7 398
GREECE	5	780	298	IRELAND	340	242	88
ICELAND	6	161	53	DENMARK	70 270	56 438	19 939
NORWAY	402	754	267	NORWAY	21 960	14 176	5 050
SWEDEN	14 016	43 946	15 342	SWEDEN	12 642	20 894	7 578
FINLAND	499	1 172	414	FINLAND	5 551	4 532	1 627
SWITZERLAND	4 587	21 873	7 675	SWITZERLAND	5 940	10 949	3 859
AUSTRIA	12 120	36 555	13 123	AUSTRIA	64 234	62 794	22 317
SPAIN	52	145	52	SPAIN	2 182	894	322
CZECHOSLOVA	795	647	230	YUGOSLAVIA	11 761	3 556	1 259
HUNGARY	1 074	2 122	733	POLAND	11 355	1 487	525
REP S AFRICA	47	91	30	CZECHOSLOVA	4 371	779	276
USA	5 686	43 237	15 086	HUNGARY	36 384	28 142	9 836
BRAZIL	31	164	55	USA	38 644	61 452	22 105
ISRAEL	103	263	92	CANADA	121	218	81
JAPAN	6 550	10 773	3 930	BRAZIL	20	181	66
TAIWAN	122	90	31	ISRAEL	78	149	55
HONG KONG		136	44	CHINA	465	380	133
AUSTRALIA		161	57	JAPAN	6 518	9 028	3 240
EXPORTS	227 507	1 502 402	522 049	NEW ZEALAND	22	88	30
FRANCE	30 574	476 307	160 516	EXPORTS	2 238 831	2 290 040	812 984
BELGIUM LUX	10 083	162 285	54 970	FRANCE	428 746	431 096	152 669
NETHERLANDS	18 007	89 731	30 556	BELGIUM LUX	57 087	59 882	21 277
ITALY	11 473	35 427	12 495	NETHERLANDS	180 821	154 280	54 526
UNTD KINGDOM	29 258	50 742	17 833	ITALY	73 639	79 322	28 261
IRELAND	44	318	110	UNTD KINGDOM	253 930	255 233	90 303
DENMARK	2 011	7 511	2 631	IRELAND	15 615	14 626	5 272
GREECE	221	2 829	1 011	DENMARK	69 318	65 690	23 016
ICELAND	40	89	30	GREECE	32 367	34 222	12 511
NORWAY	2 413	7 400	2 573	ICELAND	2 315	1 765	625
SWEDEN	6 012	203 100	74 463	NORWAY	23 651	25 728	9 227
FINLAND	1 567	9 149	3 263	SWEDEN	81 859	81 974	28 915
SWITZERLAND	10 895	152 315	53 288	FINLAND	43 155	40 562	14 548
AUSTRIA	16 916	43 407	15 218	SWITZERLAND	71 088	84 842	30 107
PORTUGAL	185	900	313	AUSTRIA	144 353	140 707	50 024
SPAIN	1 132	4 532	1 621	PORTUGAL	3 314	3 708	1 325
YUGOSLAVIA	4 617	56 039	21 129	SPAIN	53 519	55 811	20 117
TURKEY	861	2 442	835	YUGOSLAVIA	15 783	17 444	6 250
SOVIETUNION	380	4 274	1 489	TURKEY	3 992	2 970	1 027
POLAND	7 354	4 997	1 703	SOVIETUNION	7 432	7 020	2 507
CZECHOSLOVA	871	2 903	1 013	POLAND	1 882	1 534	515
HUNGARY	1 739	4 481	1 579	CZECHOSLOVA	3 428	7 990	2 714
ROMANIA	130	387	134	HUNGARY	64 329	77 155	28 167
BULGARIA	433	1 842	655	ROMANIA	5	253	96
MOROCCO	4	149	53	BULGARIA	5 531	9 405	3 256
ALGERIA	4 042	9 763	3 553	CANARY IS	91	154	52
TUNISIA	99	328	117	MOROCCO	11 888	12 634	4 656
LIBYA	44	226	80	ALGERIA	59 457	41 348	14 880
EGYPT	223	1 314	462	TUNISIA	10 398	10 258	3 710
SUDAN	6	261	89	LIBYA	7 428	11 899	4 425
ZAIRE	21	101	35				
RWANDA	14	243	93				
BURUNDI	74	255	89				
KENYA	40	310	109				

6 IMPORTS AND EXPORTS (SPECIAL TRADE) BY GROUPS OF THE SITC-REV. II AND BY COUNTRIES OF PRODUCTION AND CONSUMPTION 1984

GROUP COUNTRY	DT * 100 KG	1 000 DM	1 000 \$	GROUP COUNTRY	DT * 100 KG	1 000 DM	1 000 \$
EGYPT	46 499	32 881	11 495	ICELAND	1 439	1 698	603
SUDAN	4 167	4 617	1 539	NORWAY	47 728	49 783	17 402
SENEGAL	162	310	110	SWEDEN	68 014	76 260	26 424
IVORY COAST	124	187	66	FINLAND	35 499	37 080	12 978
GHANA	454	516	189	SWITZERLAND	37 991	42 321	14 879
TOGO	60	99	34	AUSTRIA	56 294	63 791	22 431
NIGERIA	666	892	307	PORTUGAL	7 364	7 471	2 636
CAMEROON	357	779	292	SPAIN	18 974	17 490	6 075
GABON	445	954	341	YUGOSLAVIA	10 835	6 658	2 307
CONGO	1 413	5 226	1 820	TURKEY	21 780	11 664	3 832
ZAIRE	201	346	122	SOVIETUNION	1 177	1 595	532
RWANDA	244	336	119	POLAND	555	320	119
BURUNDI	94	134	50	CZECHOSLOVA	1 144	2 858	951
ANGOLA	25	125	46	HUNGARY	620	922	318
ETHIOPIA	218	392	134	BULGARIA	60	155	52
KENYA	2 146	2 341	823	MOROCCO	7 792	6 820	2 288
UGANDA	363	426	155	ALGERIA	73 864	66 476	22 346
TANZANIA	573	703	247	TUNISIA	34 150	32 823	11 477
REUNION	154	338	117	LIBYA	385	705	267
ZAMBIA	269	419	148	EGYPT	709	902	324
ZIMBABWE	75	172	62	SUDAN	375	355	118
MALAWI	78	92	34	MAJI	100	169	65
REP S AFRICA	43 595	46 011	16 195	SENEGAL	131	210	73
USA	124 391	114 161	40 106	GAMBIA	354	419	142
CANADA	9 691	10 158	3 619	GUINEA	92	149	55
MEXICO	10 306	11 954	4 041	SIERRA LEONE	94	156	56
HONDURAS	103	156	53	IVORY COAST	367	424	149
COSTA RICA	223	370	132	GHANA	649	537	194
CUBA	694	1 686	602	TOGO	154	180	64
MARTINIQUE	43	101	35	BENIN	179	233	75
TRINIDAD TOB	465	363	129	CAMEROON	150	195	67
COLOMBIA	1 899	2 604	901	CENT AFR REP	138	203	70
VENEZUELA	487	1 929	695	ZAIRE	779	965	333
SURINAME	63	106	39	BURUNDI	36	93	33
ECUADOR	101	142	49	ETHIOPIA	439	790	271
PERU	448	603	211	KENYA	2 775	2 763	958
BRAZIL	143	372	132	UGANDA	529	448	162
CHILE	1 952	2 458	831	TANZANIA	1 628	1 783	604
BOLIVIA	82	171	58	MADAGASCAR	4 428	5 848	1 952
PARAGUAY	515	787	271	ZAMBIA	1 357	1 646	561
URUGUAY	2 041	2 752	1 023	ZIMBABWE	650	677	245
ARGENTINA	10 186	13 782	4 649	REP S AFRICA	23 647	28 491	10 115
CYPRUS	509	886	321	USA	333 367	333 507	115 547
LEBANON	104	62	30	CANADA	7 730	10 372	3 650
SYRIA	226	427	153	MEXICO	72	173	56
IRAQ	47 112	42 495	15 248	BELIZE	168	165	55
IRAN	23 605	30 916	10 685	HONDURAS	2 386	2 122	771
ISRAEL	3 169	7 808	2 777	EL SALVADOR	370	344	123
JORDAN	1 070	1 914	676	NICARAGUA	138	221	82
SAUDI ARABIA	58 328	69 468	24 697	COSTA RICA	1 549	1 683	601
KUWAIT	1 512	3 775	1 352	PANAMA	395	373	136
BAHRAIN	1 462	607	219	DOMINIC REP	1 131	1 224	423
ARAB EMIRAT	3 200	4 187	1 542	JAMAICA	472	482	159
OMAN	61	122	42	BARBADOS	481	498	174
NORTH YEMEN	288	954	347	TRINIDAD TOB	675	630	217
PAKISTAN	5 336	6 676	2 340	NETH ANTILL	75	83	30
INDIA	1 412	5 035	1 737	COLOMBIA	328	313	116
BANGLADESH	118	270	100	VENEZUELA	3 652	4 285	1 414
THAILAND	327	641	224	FRENCH GUIAN	283	307	100
INDONESIA	125	394	135	ECUADOR	3 173	3 194	1 115
MALAYSIA	6 557	14 908	5 602	PERU	1 790	1 947	665
SINGAPORE	220	458	166	BRAZIL	952	566	184
PHILIPPINES	105	323	104	CHILE	605	721	235
CHINA	13 283	20 269	7 641	PARAGUAY	1 010	525	180
SOUTH KOREA	539	2 368	844	URUGUAY	913	1 012	335
JAPAN	13 363	13 281	4 887	ARGENTINA	200	313	105
TAIWAN	288	772	274	CYPRUS	558	493	174
AUSTRALIA	55 524	58 999	20 578	LEBANON	1 125	288	98
PAPUA NEW G	190	407	147	SYRIA	305	448	153
NEW ZEALAND	7 689	8 263	2 818	IRAQ	7 628	10 153	3 399
				IRAN	19 182	25 607	8 392
				ISRAEL	7 451	10 234	3 671
				JORDAN	629	810	277
722 TRACTORS NON-ROAD				SAUDI ARABIA	76 177	122 161	44 227
IMPORTS	267 093	241 339	84 937	KUWAIT	203	387	129
FRANCE	43 148	40 204	14 238	BAHRAIN	433	459	161
BELGIUM LUX	2 434	2 494	890	ARAB EMIRAT	369	416	145
NETHERLANDS	10 352	4 067	1 429	OMAN	118	207	69
ITALY	135 626	122 258	42 934	NORTH YEMEN	3 161	3 559	1 255
UNITD KINGDOM	22 082	22 221	7 771	PAKISTAN	234	602	205
DENMARK	2 019	1 697	611	INDIA	955	919	324
SWEDEN	702	1 084	377	BANGLADESH	144	156	56
FINLAND	272	428	153	SRI LANKA	96	86	30
SWITZERLAND	1 780	2 800	999	THAILAND	545	731	245
AUSTRIA	17 412	19 501	6 843	INDONESIA	3 820	3 228	1 173
SPAIN	961	786	269	MALAYSIA	1 784	1 373	515
SOVIETUNION	1 169	362	126	PHILIPPINES	148	129	44
POLAND	971	352	127	CHINA	397	481	167
CZECHOSLOVA	12 024	4 213	1 503	SOUTH KOREA	944	2 167	755
ROMANIA	247	149	52	JAPAN	9 256	9 854	3 469
USA	6 760	7 820	2 729	TAIWAN	3 176	3 105	1 119
CANADA	226	390	135	AUSTRALIA	74 214	91 333	32 185
JAPAN	8 734	10 367	3 703	NEW ZEALAND	18 495	19 496	6 790
EXPORTS	1 924 294	2 026 347	708 917	723 CIVIL ENGINEER EQUIP ETC			
FRANCE	325 766	331 214	115 988	IMPORTS	1 410 290	1 157 194	409 117
BELGIUM LUX	43 966	44 762	15 825	FRANCE	314 494	238 205	84 346
NETHERLANDS	143 272	138 290	48 902	BELGIUM LUX	246 594	250 809	89 397
ITALY	53 188	52 539	18 606	NETHERLANDS	95 846	41 601	14 595
UNITD KINGDOM	166 686	172 519	60 619	ITALY	269 945	138 065	48 812
IRELAND	7 628	8 341	2 957	UNITD KINGDOM	77 662	75 576	26 576
DENMARK	63 948	70 032	24 265	IRELAND	2 369	1 527	537
GREECE	60 710	59 873	21 339				

6 IMPORTS AND EXPORTS (SPECIAL TRADE) BY GROUPS OF THE SITC-REV. 11 AND BY COUNTRIES OF PRODUCTION AND CONSUMPTION 1984

GROUP COUNTRY	DT = 100 KG	1 000 DM	1 000 \$	GROUP COUNTRY	DT = 100 KG	1 000 DM	1 000 \$
DENMARK	11 631	6 400	2 255	GUADELOUPE		153	54
NORWAY	8 091	7 811	2 690	JAMAICA	414	465	158
SWEDEN	43 965	49 866	17 571	BARBADOS	7	89	32
FINLAND	2 855	7 509	2 656	TRINIDAD TOB	379	613	218
SWITZERLAND	21 543	28 899	10 233	NETH ANTILL	243	312	104
AUSTRIA	55 470	54 564	19 176	COLOMBIA	9 773	18 938	7 087
PORTUGAL	70	148	53	VENEZUELA	890	1 867	665
SPAIN	5 896	4 382	1 586	GUYANA	64	239	86
YUGOSLAVIA	16 265	6 980	2 488	SURINAME	1 443	769	267
TURKEY	720	125	45	FRENCH GUIAN	137	162	57
SOVIETUNION	2 574	2 689	944	ECUADOR	2 886	3 389	1 186
POLAND	5 070	2 238	793	PERU	1 657	2 136	713
CZECHOSLOVA	7 003	4 530	1 614	BRAZIL	906	3 016	1 085
HUNGARY	34 077	7 927	2 768	CHILE	4 767	7 789	2 698
REP S AFRICA	86	158	55	BOLIVIA	208	620	215
USA	98 300	141 015	49 827	URUGUAY	488	585	206
CANADA	742	939	325	ARGENTINA	3 769	5 886	2 092
BRAZIL	239	185	68	FALKLAND IS	99	82	30
IRAQ	605	307	102	CYPRUS	1 704	2 233	806
SAUDI ARABIA	116	121	38	LEBANON	5 503	2 692	932
SINGAPORE	281	315	105	SYRIA	22 359	25 577	8 807
JAPAN	87 457	83 586	29 202	IRAQ	38 982	68 945	24 035
HONG KONG	268	562	205	IRAN	112 777	114 099	39 918
EXPORTS	3 586 876	3 598 870	1 264 155	ISRAEL	3 103	4 926	1 764
FRANCE	307 504	238 000	83 396	JORDAN	10 326	12 878	4 570
BELGIUM LUX	118 057	94 628	33 436	SAUDI ARABIA	48 492	76 376	27 022
NETHERLANDS	345 220	259 438	90 992	KUWAIT	5 617	6 567	2 313
ITALY	169 118	134 211	47 030	BAHRAIN	2 792	5 269	1 908
UNTD KINGDOM	187 730	219 695	77 618	QATAR	1 600	3 680	1 286
IRELAND	8 757	9 268	3 250	ARAB EMIRAT	9 728	17 868	6 230
DENMARK	81 266	64 005	22 447	OMAN	7 622	12 203	4 271
GREECE	124 510	68 516	24 377	NORTH YEMEN	3 990	4 314	1 583
ICELAND	4 402	3 842	1 392	SOUTH YEMEN	441	784	269
NORWAY	56 800	68 230	23 904	PAKISTAN	5 643	7 676	2 700
SWEDEN	94 045	80 893	28 513	INDIA	24 737	42 112	14 914
FINLAND	30 746	38 117	13 627	SRI LANKA	5 488	5 078	1 805
SWITZERLAND	87 934	107 832	38 124	NEPAL	144	419	147
AUSTRIA	174 617	161 354	56 993	BURMA	994	2 213	770
PORTUGAL	3 251	4 645	1 669	THAILAND	13 553	17 690	6 114
SPAIN	29 612	39 901	13 982	VIETNAM	242	375	144
YUGOSLAVIA	40 622	60 651	20 799	INDONESIA	54 410	86 885	29 876
TURKEY	143 075	94 611	32 786	MALAYSIA	3 918	4 463	1 538
SOVIETUNION	103 863	142 420	49 457	BRUNEI	398	121	43
POLAND	19 699	19-050	6 732	SINGAPORE	9 927	12 711	4 492
CZECHOSLOVA	13 992	35 054	11 815	PHILIPPINES	1 013	823	285
HUNGARY	16 202	26 051	9 030	CHINA	102 533	58 289	20 473
ROMANIA	16 289	10 082	3 603	SOUTH KOREA	15 255	29 978	10 008
BULGARIA	6 182	9 820	3 323	JAPAN	14 962	12 060	4 265
ALBANIA	2 053	945	345	TAIWAN	3 742	3 630	1 280
CANARY IS	398	562	205	HONG KONG	1 927	3 807	1 317
MOROCCO	2 701	3 520	1 243	AUSTRALIA	56 071	71 319	25 045
ALGERIA	28 129	48 639	17 169	PAPUA NEW G	366	1 153	400
TUNISIA	9 997	12 780	4 467	NEW ZEALAND	8 917	13 126	4 844
LIBYA	35 500	60 854	21 582	NEW CALEDON	207	368	132
EGYPT	57 324	72 789	25 781	N ZEAL OCEAN	114	153	51
SUDAN	1 156	2 902	1 042	FR POLYNESIA	2 148	1 623	586
MAURITANIA	1 166	3 654	1 255	POLAR REG	307	807	268
MALI	738	1 144	419	724 TEXTILE, LEATHER MACHNRY			
SENEGAL	642	1 350	474	IMPORTS	466 097	1 035 313	363 220
GUIN BISSAU	11	152	51	FRANCE	36 928	81 836	28 720
GUINEA	3 190	4 619	1 626	BELGIUM LUX	20 685	39 705	13 862
SIERRA LEONE	1 386	1 957	735	NETHERLANDS	37 490	58 759	20 584
LIBERIA	2 489	2 087	724	ITALY	106 207	163 128	57 306
IVORY COAST	12	93	34	UNTD KINGDOM	18 287	48 316	17 054
GHANA	6 983	6 088	2 115	IRELAND	3 029	3 583	1 226
TOGO	777	1 200	426	DENMARK	4 554	12 176	4 281
BENIN	1 049	1 288	429	GREECE	242	1 279	451
NIGERIA	5 024	10 181	3 528	ICELAND	34	109	39
CAMEROON	3 089	4 207	1 529	NORWAY	898	909	320
CENT AFR REP	292	445	153	SWEDEN	4 273	17 536	6 166
EQUAT GUINEA	79	217	70	FINLAND	1 200	1 787	624
GABON	725	1 542	549	SWITZERLAND	99 453	321 495	112 683
CONGO	1 666	2 866	1 007	AUSTRIA	20 003	33 835	11 924
ZAIRE	6 936	11 216	3 931	PORTUGAL	1 831	12 629	4 452
RWANDA	13	154	58	SPAIN	4 588	6 172	2 166
BURUNDI	2 827	4 917	1 736	YUGOSLAVIA	30 841	4 794	1 690
ANGOLA	18	122	47	TURKEY	400	407	140
ETHIOPIA	1 988	2 511	900	SOVIETUNION	1 105	929	320
SOMALIA	855	2 625	898	POLAND	3 263	1 748	604
KENYA	1 031	1 639	571	CZECHOSLOVA	2 305	1 621	578
UGANDA	447	760	276	HUNGARY	2 989	2 666	949
TANZANIA	858	1 041	373	ROMANIA	271	300	102
MOZAMBIQUE	223	368	129	TUNISIA	60	203	71
MADAGASCAR	274	426	148	REP S AFRICA	102	125	43
REUNION	100	375	125	USA	7 531	45 570	16 042
MAURITIUS	61	149	53	CANADA	201	560	200
ZAMBIA	668	1 036	351	MEXICO	415	327	114
ZIMBABWE	2 450	2 894	1 001	BRAZIL	3 143	4 261	1 481
MALAWI	61	125	47	ARGENTINA	36	99	36
REP S AFRICA	62 147	80 442	28 673	ISRAEL	197	1 051	358
BOTSWANA	804	773	271	INDIA	82	698	241
USA	436 087	370 541	130 432	SINGAPORE	2 667	13 079	4 603
CANADA	75 308	81 308	29 037	SOUTH KOREA	270	2 000	700
MEXICO	8 046	13 062	4 461	JAPAN	27 773	105 174	36 918
BERMUDA	80	115	38	TAIWAN	22 273	45 289	15 767
HONDURAS	731	366	128	HONG KONG	130	479	168
NICARAGUA	43	153	54	NEW ZEALAND	97	223	78
COSTA RICA	460	153	56	EXPORTS	1 756 564	5 880 277	2 067 173
PANAMA	81	192	67	FRANCE	88 295	316 568	111 528
CUBA	2 782	1 137	378				
HAITI	200	301	111				
DOMINIC REP	313	489	164				

6 IMPORTS AND EXPORTS (SPECIAL TRADE) BY GROUPS OF THE SITC-REV. 11 AND BY COUNTRIES OF PRODUCTION AND CONSUMPTION 1984

GROUP COUNTRY	DT * 100 KG	1 000 DM	1 000 \$	GROUP COUNTRY	DT * 100 KG	1 000 DM	1 000 \$
BELGIUM LUX	85 919	261 212	92 562	VIETNAM	32	711	254
NETHERLANDS	64 181	146 326	51 123	INDONESIA	32 646	87 001	30 275
ITALY	115 974	447 465	157 488	MALAYSIA	5 386	16 086	5 496
UNITD KINGDOM	83 259	289 828	102 498	SINGAPORE	2 557	13 932	4 898
IRELAND	5 403	20 982	7 466	PHILIPPINES	1 345	8 416	2 958
DENMARK	18 175	58 454	20 652	MONGOLIA	119	850	295
GREECE	18 606	54 522	19 341	CHINA	55 964	188 368	65 704
ICELAND	925	3 516	1 242	NORTH KOREA	4	125	43
NORWAY	5 606	17 959	6 235	SOUTH KOREA	24 527	84 577	30 086
SWEDEN	17 108	57 422	20 108	JAPAN	31 767	132 484	46 578
FINLAND	11 140	43 385	15 203	TAIWAN	67 529	195 207	67 918
SWITZERLAND	90 822	212 340	74 860	HONG KONG	15 714	67 027	23 583
AUSTRIA	49 967	154 639	54 195	AUSTRALIA	15 743	64 350	22 528
PORTUGAL	16 689	66 340	23 283	NEW ZEALAND	4 170	16 992	5 935
SPAIN	24 583	90 961	32 142				
MALTA	842	3 613	1 255	725 PAPER ETC MILL MACHINERY			
YUGOSLAVIA	24 252	134 865	47 261				
TURKEY	121 772	259 387	90 245	IMPORTS	167 771	334 012	116 468
SOVIETUNION	19 094	129 419	44 998				
POLAND	10 971	56 843	19 858	FRANCE	27 360	38 767	13 496
CZECHOSLOVA	7 742	48 596	16 407	BELGIUM LUX	10 223	11 695	4 068
HUNGARY	23 683	53 679	18 476	NETHERLANDS	21 112	27 429	9 661
ROMANIA	2 003	8 283	2 887	ITALY	13 244	31 065	10 901
BULGARIA	5 322	28 202	9 742	UNITD KINGDOM	17 071	20 962	7 320
ALBANIA	17	92	33	IRELAND	387	455	162
MOROCCO	5 626	19 339	6 803	DENMARK	3 030	3 799	1 318
CEUTA MEL	32	98	35	GREECE	8	131	44
ALGERIA	7 189	30 843	10 879	NORWAY	559	1 814	624
TUNISIA	6 578	20 462	7 210	SWEDEN	8 147	18 028	6 395
LIBYA	437	2 474	882	FINLAND	13 733	30 351	10 595
EGYPT	46 383	122 032	43 232	SWITZERLAND	24 711	60 435	21 127
SUDAN	2 654	4 748	1 614	AUSTRIA	10 514	17 140	5 907
MALI	32	296	106	SPAIN	2 707	8 178	2 872
UPPER VOLTA	27	432	147	YUGOSLAVIA	588	700	243
NIGER	121	476	173	CZECHOSLOVA	219	599	218
SENEGAL	226	1 024	361	HUNGARY	267	171	59
IVORY COAST	509	2 647	953	KENYA	141	125	44
GHANA	28	289	96	USA	6 331	46 787	15 996
TOGO	36	96	31	CANADA	357	2 633	934
BENIN	73	308	101	BRAZIL	36	114	39
NIGERIA	3 127	11 959	4 045	JAPAN	6 562	11 669	4 111
CAMEROON	158	1 243	437	HONG KONG	31	670	233
CENT AFR REP	246	1 382	479				
ZAIRE	187	1 520	538	EXPORTS	546 881	1 545 780	542 622
ANGOLA	146	2 369	839				
ETHIOPIA	995	4 398	1 569	FRANCE	41 169	128 111	44 704
KENYA	1 317	7 135	2 568	BELGIUM LUX	21 747	53 812	18 847
UGANDA	255	940	333	NETHERLANDS	38 670	85 314	30 063
TANZANIA	1 635	5 199	1 890	ITALY	21 560	63 036	22 102
MOZAMBIQUE	86	831	284	UNITD KINGDOM	35 895	118 944	41 674
MADAGASCAR	324	2 190	732	IRELAND	1 081	4 535	1 634
REUNION	85	228	79	DENMARK	9 798	23 709	8 334
MAURITIUS	512	2 822	973	GREECE	2 178	4 671	1 644
ZAMBIA	3 071	8 612	3 132	ICELAND	133	559	205
ZIMBABWE	1 019	4 359	1 579	NORWAY	9 861	29 849	10 273
MALAWI	33	288	100	SWEDEN	24 886	56 369	19 674
REP S AFRICA	36 066	120 815	42 583	FINLAND	18 731	47 877	16 920
USA	284 070	990 746	349 837	SWITZERLAND	30 378	73 904	25 703
CANADA	16 483	64 015	22 873	AUSTRIA	49 611	82 291	29 296
MEXICO	8 987	41 700	14 416	PORTUGAL	1 705	3 743	1 356
GUATEMALA	808	3 343	1 197	SPAIN	6 301	18 900	6 672
HONDURAS	169	323	111	MALTA	25	141	46
EL SALVADOR	136	1 122	397	YUGOSLAVIA	3 459	10 901	3 858
NICARAGUA	102	965	342	TURKEY	3 692	8 520	2 969
COSTA RICA	392	1 805	628	SOVIETUNION	4 999	27 635	9 582
PANAMA	54	303	108	POLAND	447	2 622	936
CUBA	630	4 501	1 542	CZECHOSLOVA	2 119	9 348	3 289
HAITI	214	618	222	HUNGARY	1 586	6 950	2 418
BAHAMAS	22	90	30	ROMANIA	371	1 129	404
DOMINIC REP	31	434	151	BULGARIA	1 137	3 011	1 038
JAMAICA	19	98	35	CANARY IS	38	151	55
TRINIDAD TOB	149	762	272	MOROCCO	322	1 039	373
COLOMBIA	4 512	19 675	6 990	ALGERIA	2 386	3 717	1 340
VENEZUELA	5 110	28 747	10 144	TUNISIA	1 045	4 431	1 651
SURINAME	31	170	62	LIBYA	95	848	320
ECUADOR	1 771	6 395	2 206	EGYPT	11 187	27 154	9 288
PERU	3 308	10 326	3 677	SUDAN	54	128	46
BRAZIL	5 900	48 860	17 019	SENEGAL	103	493	169
CHILE	3 392	15 496	5 432	SIERRA LEONE	27	242	92
BOLIVIA	604	3 368	1 180	IVORY COAST	89	258	89
PARAGUAY	59	370	127	GHANA	66	351	122
URUGUAY	1 246	5 879	2 075	NIGERIA	981	5 411	1 782
ARGENTINA	17 495	62 424	21 601	CAMEROON	199	450	160
CYPRUS	816	4 672	1 637	ZAIRE	43	187	63
LEBANON	894	1 864	638	ANGOLA	65	282	100
SYRIA	1 012	6 488	2 254	ETHIOPIA	125	857	307
IRAQ	1 905	13 939	4 888	KENYA	276	1 215	414
IRAN	21 988	93 065	33 410	UGANDA	118	489	175
ISRAEL	10 566	35 977	12 556	TANZANIA	192	741	254
JORDAN	590	1 295	446	REUNION	100	192	68
SAUDI ARABIA	3 800	12 576	4 416	ZAMBIA	39	137	48
KUWAIT	336	2 018	738	ZIMBABWE	529	1 174	405
BAHRAIN	53	200	70	REP S AFRICA	15 234	54 565	19 046
QATAR	24	120	44	USA	93 326	278 976	97 952
ARAB EMIRAT	431	982	341	CANADA	8 655	24 730	8 564
OMAN	79	282	95	MEXICO	2 152	4 206	1 475
AFGHANISTAN	541	2 013	691	GUATEMALA	133	336	121
PAKISTAN	24 281	45 197	15 990	HONDURAS	71	194	69
INDIA	24 013	76 132	26 874	EL SALVADOR	105	164	60
BANGLADESH	7 046	6 019	2 113	NICARAGUA	36	186	71
SRI LANKA	1 085	3 472	1 236	COSTA RICA	139	307	106
NEPAL	326	696	251	PANAMA	99	218	76
BURMA	321	1 621	578	CUBA	378	978	330
THAILAND	11 540	35 363	12 478	DOMINIC REP	98	263	94

6 IMPORTS AND EXPORTS (SPECIAL TRADE) BY GROUPS OF THE SITC-REV. 11 AND BY COUNTRIES OF PRODUCTION AND CONSUMPTION 1984

GROUP COUNTRY	DT * 100 KG	1 000 DM	1 000 \$	GROUP COUNTRY	DT * 100 KG	1 000 DM	1 000 \$
JAMAICA	43	218	75	MOROCCO	1 045	3 127	1 119
BARBADOS	29	146	48	ALGERIA	3 295	15 084	5 338
TRINIDAD TOB	110	278	98	TUNISIA	1 227	4 250	1 476
COLOMBIA	232	1 110	397	LIBYA	1 154	7 720	2 747
VENEZUELA	1 701	5 566	2 033	EGYPT	6 475	25 008	8 696
SURINAME	17	121	42	SUDAN	289	809	289
ECUADOR	284	1 651	552	SENEGAL	332	671	245
PERU	271	946	335	GUINEA	5	99	37
BRAZIL	5 504	17 182	6 263	IVORY COAST	135	809	293
CHILE	353	1 539	532	GHANA	46	388	133
BOLIVIA	504	863	285	NIGERIA	1 479	6 654	2 323
URUGUAY	73	189	65	CAMEROON	421	1 448	523
ARGENTINA	439	1 868	638	CONGO	41	205	70
CYPRUS	90	230	84	ZAIRE	137	806	269
LEBANON	100	203	69	RWANDA	209	1 118	389
SYRIA	202	1 335	458	BURUNDI	70	379	137
IRAQ	626	3 465	1 246	ANGOLA	367	2 861	1 009
IRAN	1 138	7 228	2 567	ETHIOPIA	169	831	290
ISRAEL	2 525	7 813	2 678	KENYA	96	620	211
JORDAN	188	330	117	UGANDA	81	322	113
SAUDI ARABIA	1 174	3 433	1 230	TANZANIA	111	645	231
KUWAIT	578	1 869	674	MOZAMBIQUE	27	185	65
ARAB EMIRAT	111	491	175	MADAGASCAR	32	297	104
NORTH YEMEN	64	140	47	REUNION	218	1 124	402
PAKISTAN	1 385	3 240	1 150	MAURITIUS	136	576	191
INDIA	3 689	9 271	3 302	ZAMBIA	67	408	141
BANGLADESH	203	689	247	ZIMBABWE	355	2 611	897
SRI LANKA	201	486	175	REP S AFRICA	10 793	48 991	17 298
BURMA	26	238	86	LESOTHO	18	92	33
THAILAND	2 639	7 579	2 719	USA	154 909	652 793	229 196
VIETNAM	30	150	54	CANADA	16 266	66 977	23 082
INDONESIA	4 790	15 520	5 587	MEXICO	4 667	25 121	8 820
MALAYSIA	2 369	6 426	2 286	BERMUDA	99	487	170
SINGAPORE	2 374	5 917	2 104	GUATEMALA	131	574	198
PHILIPPINES	2 327	22 026	8 402	HONDURAS	147	494	165
CHINA	3 786	19 669	6 524	EL SALVADOR	155	429	154
SOUTH KOREA	869	3 243	1 178	NICARAGUA	54	270	96
JAPAN	19 071	56 000	19 641	COSTA RICA	799	2 337	782
TAIWAN	3 959	14 195	4 980	PANAMA	448	1 835	650
HONG KONG	2 496	6 111	2 095	CUBA	386	2 010	678
AUSTRALIA	6 721	25 287	8 749	HAITI	87	296	97
NEW ZEALAND	3 044	9 306	3 272	DOMINIC REP	442	1 605	524
NEW CALEDON	17	93	33	MARTINIQUE	152	496	181
726 PRINTG,BKBDNG MACHY,PTS				JAMAICA	202	1 173	398
IMPORTS	169 565	538 440	188 778	BARBADOS	132	745	262
FRANCE	19 080	30 805	10 766	TRINIDAD TOB	260	887	300
BELGIUM LUX	6 129	11 619	4 089	COLOMBIA	1 244	4 809	1 708
NETHERLANDS	18 670	43 844	15 455	VENEZUELA	2 123	9 046	3 134
ITALY	19 576	53 924	18 639	SURINAME	220	781	294
UNTD KINGDOM	12 601	41 775	14 573	ECUADOR	241	1 182	417
IRELAND	453	1 140	394	PERU	1 681	3 825	1 304
DENMARK	4 677	12 680	4 446	BRAZIL	2 302	12 219	4 274
NORWAY	266	315	112	CHILE	1 224	6 279	2 258
SWEDEN	4 880	14 130	4 937	BOLIVIA	63	230	77
FINLAND	1 304	2 095	749	PARAGUAY	383	1 157	401
SWITZERLAND	54 488	198 364	69 808	URUGUAY	25	131	44
AUSTRIA	10 902	25 831	9 087	ARGENTINA	449	2 628	900
PORTUGAL	177	317	110	CYPRUS	474	1 034	365
SPAIN	1 686	2 677	942	LEBANON	425	803	279
YUGOSLAVIA	438	474	162	SYRIA	552	2 052	706
SOVIETUNION	166	188	66	IRAQ	421	3 649	1 292
CZECHOSLOVA	900	1 645	568	IRAN	1 397	7 988	2 826
EGYPT	218	174	64	ISRAEL	3 246	12 650	4 426
REP S AFRICA	258	161	56	JORDAN	1 438	4 050	1 430
USA	7 903	76 200	26 765	SAUDI ARABIA	7 151	26 122	9 301
CANADA	195	1 572	507	KUWAIT	1 156	5 549	1 892
BARBADOS	37	179	63	BAHRAIN	25	247	85
ISRAEL	454	431	152	QATAR	6	139	47
SAUDI ARABIA	381	445	169	ARAB EMIRAT	1 648	6 253	2 205
SINGAPORE	24	119	43	OMAN	413	2 299	778
JAPAN	3 310	16 458	5 752	NORTH YEMEN	1 792	6 422	2 356
HONG KONG	14	104	35	AFGHANISTAN	180	196	68
EXPORTS	850 419	3 330 094	1 165 394	PAKISTAN	3 247	10 844	3 807
FRANCE	61 232	254 088	88 581	INDIA	6 060	23 945	8 275
BELGIUM LUX	24 247	97 555	33 880	BANGLADESH	1 531	3 367	1 212
NETHERLANDS	47 976	161 023	56 315	SRI LANKA	1 088	2 214	785
ITALY	59 682	202 622	71 006	NEPAL	7	176	59
UNTD KINGDOM	86 493	370 383	129 570	BURMA	390	1 715	622
IRELAND	947	2 348	824	THAILAND	7 156	22 695	8 061
DENMARK	19 200	73 467	25 759	INDONESIA	9 017	34 494	12 150
GREECE	4 931	16 858	5 859	MALAYSIA	6 795	26 753	9 279
ICELAND	2 999	10 402	3 801	SINGAPORE	6 004	24 410	8 591
NORWAY	7 514	39 512	13 670	PHILIPPINES	240	1 448	503
SWEDEN	21 329	92 683	32 089	CHINA	13 106	46 717	16 000
FINLAND	17 386	81 680	28 994	SOUTH KOREA	7 190	25 515	8 898
SWITZERLAND	53 523	141 818	49 630	JAPAN	35 306	155 661	54 883
AUSTRIA	22 641	85 471	29 780	TAIWAN	7 445	21 869	7 622
PORTUGAL	3 002	10 167	3 584	HONG KONG	7 991	19 220	6 768
SPAIN	15 184	48 590	16 919	AUSTRALIA	17 777	85 808	30 029
MALTA	66	384	136	NEW ZEALAND	3 909	17 805	6 280
YUGOSLAVIA	2 562	9 979	3 500	NEW CALEDON	15	157	54
TURKEY	7 292	14 593	5 203	TONGA	31	86	31
SOVIETUNION	5 343	36 946	12 870	FR POLYNESIA	286	1 203	431
POLAND	1 743	9 863	3 405	727 FOOD MACHRY NON-DOMESTIC			
CZECHOSLOVA	3 518	12 607	4 247	IMPORTS	74 166	179 731	63 310
HUNGARY	4 296	8 193	2 819	FRANCE	5 418	14 309	5 045
ROMANIA	10	90	31	BELGIUM LUX	2 879	6 742	2 342
BULGARIA	3 945	13 148	4 512	NETHERLANDS	19 009	44 970	15 877
CANARY IS	12	150	51	ITALY	11 150	30 815	10 742
				UNTD KINGDOM	1 914	6 450	2 279
				IRELAND	119	188	67

6 IMPORTS AND EXPORTS (SPECIAL TRADE) BY GROUPS OF THE SITC-REV. II AND BY COUNTRIES OF PRODUCTION AND CONSUMPTION 1984

GROUP COUNTRY	DT * 100 KG	1 000 DM	1 000 \$	GROUP COUNTRY	DT * 100 KG	1 000 DM	1 000 \$
DENMARK	4 621	10 054	3 540	LEBANON	337	981	345
NORWAY	3 390	5 213	1 850	SYRIA	482	3 236	1 138
SWEDEN	1 073	3 269	1 164	IRAQ	2 040	6 492	2 321
FINLAND	537	1 825	649	IRAN	5 049	15 712	5 405
SWITZERLAND	9 595	20 515	7 198	ISRAEL	3 955	12 010	4 233
AUSTRIA	4 188	14 349	5 088	JORDAN	311	1 218	407
SPAIN	1 225	1 213	417	SAUDI ARABIA	3 611	12 664	4 347
YUGOSLAVIA	68	181	64	KUWAIT	2 662	6 686	2 396
POLAND	2 820	3 660	1 309	BAHRAIN	48	233	86
CZECHOSLOVA	70	100	33	ARAB EMIRAT	309	1 220	437
HUNGARY	10	112	41	OMAN	38	138	49
USA	4 118	11 741	4 171	NORTH YEMEN	371	1 002	358
INDIA	145	129	47	SOUTH YEMEN	78	457	162
JAPAN	418	2 491	886	PAKISTAN	1 958	1 858	670
TAIWAN	60	86	33	INDIA	375	1 825	650
AUSTRALIA	285	1 033	368	BANGLADESH	455	1 563	548
EXPORTS	268 908	959 364	337 570	SRI LANKA	152	918	324
FRANCE	18 358	77 043	27 221	BURMA	279	1 381	508
BELGIUM LUX	9 274	23 927	8 462	THAILAND	713	3 362	1 191
NETHERLANDS	23 529	62 517	22 067	VIETNAM	1 541	3 021	1 000
ITALY	7 981	28 083	9 770	INDONESIA	1 659	6 544	2 311
UNTD KINGDOM	15 921	61 821	21 776	MALAYSIA	3 181	5 717	1 908
IRELAND	1 351	6 036	2 154	SINGAPORE	717	3 090	1 082
DENMARK	5 881	21 995	7 680	PHILIPPINES	521	1 274	454
GREECE	2 723	8 949	3 124	CHINA	4 014	15 126	5 448
ICELAND	1 076	9 685	3 434	NORTH KOREA	78	690	231
FAROE IS	222	2 312	835	SOUTH KOREA	1 749	4 929	1 684
NORWAY	5 028	28 958	10 178	JAPAN	6 295	28 897	10 264
SWEDEN	4 629	18 642	6 601	TAIWAN	599	3 207	1 116
FINLAND	5 845	19 354	6 868	HONG KONG	154	672	241
SWITZERLAND	13 306	41 434	14 613	AUSTRALIA	3 230	13 279	4 679
AUSTRIA	11 779	39 880	13 928	NEW ZEALAND	807	3 832	1 365
PORTUGAL	1 436	5 341	1 906	NEW CALEDON	62	142	45
SPAIN	2 397	11 728	4 093	728 OTH MACHY FOR SPCL INDOUS			
MALTA	67	498	186	IMPORTS	989 424	2 241 700	786 046
YUGOSLAVIA	2 775	10 148	3 631	FRANCE	101 871	202 196	70 933
TURKEY	2 552	10 941	3 874	BELGIUM LUX	68 254	80 913	28 337
SOVIETUNION	4 006	20 330	7 229	NETHERLANDS	103 672	211 975	74 731
POLAND	1 235	10 443	3 545	ITALY	190 962	284 910	100 338
CZECHOSLOVA	534	3 060	1 032	UNTD KINGDOM	50 192	146 531	51 300
HUNGARY	4 570	19 977	6 857	IRELAND	4 390	5 084	1 793
BULGARIA	880	6 053	2 101	DENMARK	23 934	49 301	17 365
CANARY IS	117	482	163	GREECE	335	512	177
MOROCCO	517	1 326	462	NORWAY	3 590	16 141	5 655
ALGERIA	1 374	6 657	2 430	SWEDEN	42 862	97 577	34 130
TUNISIA	81	323	116	FINLAND	5 764	11 454	4 068
LIBYA	160	1 162	408	SWITZERLAND	92 266	355 454	124 287
EGYPT	5 422	16 221	5 746	AUSTRIA	117 413	201 438	70 467
SUDAN	5 954	4 766	1 741	PORTUGAL	789	904	315
MALI	64	292	102	SPAIN	11 897	15 109	5 318
NIGER	108	297	104	MALTA	54	143	50
CHAD	77	235	85	YUGOSLAVIA	13 248	6 497	2 306
SENEGAL	1 311	3 135	1 133	TURKEY	5 594	2 254	786
GAMBIA	96	208	71	SOVIETUNION	22 100	5 966	2 125
LIBERIA	131	151	54	POLAND	19 202	5 360	1 861
IVORY COAST	285	1 021	363	CZECHOSLOVA	5 832	3 476	1 203
GHANA	25	260	91	HUNGARY	29 022	13 444	4 727
TOGO	139	796	282	ROMANIA	4 916	1 186	428
NIGERIA	752	2 785	956	BULGARIA	742	917	311
CAMEROON	243	1 197	413	REP S AFRICA	2 598	1 333	460
GABON	221	1 159	385	USA	41 214	367 626	128 482
ZAIRE	614	2 415	849	CANADA	4 731	15 297	5 466
RWANDA	48	220	76	COLOMBIA	19	164	62
BURUNDI	73	268	90	VENEZUELA	95	327	118
ANGOLA	12	142	52	BRAZIL	1 979	16 518	6 154
ETHIOPIA	1 877	1 503	563	ISRAEL	407	4 372	1 489
KENYA	169	799	281	SAUDI ARABIA	76	147	53
UGANDA	309	706	244	ARAB EMIRAT	65	232	85
TANZANIA	516	1 821	658	INDIA	154	84	30
SEYCHELLES	17	93	33	SINGAPORE	326	1 536	511
MOZAMBIQUE	8	98	32	PHILIPPINES	22	217	80
MAURITIUS	15	106	37	CHINA	276	242	87
ZIMBABWE	2 469	4 083	1 503	SOUTH KOREA	13	147	53
MALAWI	515	1 900	665	JAPAN	14 558	110 266	38 350
REP S AFRICA	11 871	30 078	10 418	TAIWAN	3 316	2 546	893
USA	22 282	102 645	36 063	HONG KONG	105	541	194
CANADA	6 654	25 380	9 061	AUSTRALIA	76	781	257
MEXICO	496	2 896	991	EXPORTS	3 434 258	8 906 104	3 127 916
GUATEMALA	116	629	216	FRANCE	282 939	687 130	240 787
HONDURAS	35	238	83	BELGIUM LUX	185 754	361 857	127 031
EL SALVADOR	50	179	64	NETHERLANDS	222 420	481 684	169 321
NICARAGUA	76	341	126	ITALY	115 740	311 702	109 791
COSTA RICA	93	834	291	UNTD KINGDOM	252 878	739 264	269 765
PANAMA	63	242	85	IRELAND	14 008	41 343	14 645
CUBA	38	538	195	DENMARK	64 801	161 985	56 821
HAITI	55	155	51	GREECE	43 721	51 862	18 322
DOMINIC REP	74	281	100	ICELAND	2 112	3 036	1 077
MARTINIQUE	126	325	111	NORWAY	38 907	102 985	36 135
ST VINCENT	230	688	231	SWEDEN	97 513	248 659	87 142
TRINIDAD TOB	85	393	140	FINLAND	53 013	145 330	51 128
COLOMBIA	657	2 618	974	SWITZERLAND	139 746	370 596	130 507
VENEZUELA	620	4 032	1 453	AUSTRIA	176 780	369 552	129 630
SURINAME	346	1 259	416	PORTUGAL	12 600	36 179	12 750
ECUADOR	165	933	330	SPAIN	37 982	139 925	49 337
PERU	850	2 354	847	MALTA	2 407	4 978	1 754
BRAZIL	383	1 196	428	YUGOSLAVIA	44 011	128 848	44 940
CHILE	986	3 339	1 175	TURKEY	33 061	92 257	32 827
BOLIVIA	491	576	205	SOVIETUNION	161 163	445 418	157 185
PARAGUAY	821	878	289	POLAND	31 747	86 039	29 620
URUGUAY	135	1 773	622				
ARGENTINA	1 773	3 181	1 084				
CYPRUS	227	1 062	369				

6 IMPORTS AND EXPORTS (SPECIAL TRADE) BY GROUPS OF THE SITC-REV. II AND BY COUNTRIES OF PRODUCTION AND CONSUMPTION 1984

GROUP COUNTRY	DT = 100 KG	1 000 DM	1 000 \$	GROUP COUNTRY	DT = 100 KG	1 000 DM	1 000 \$
CZECHOSLOVA	33 558	114 577	39 752	INDONESIA	40 471	105 511	37 685
HUNGARY	24 328	78 619	27 092	MALAYSIA	14 666	46 970	16 519
ROMANIA	744	4 263	1 504	BRUNEI	42	129	47
BULGARIA	15 448	72 163	24 867	SINGAPORE	16 957	50 143	17 613
ALBANIA	599	2 246	811	PHILIPPINES	3 160	16 157	5 667
CANARY IS	1 476	5 821	2 060	MONGOLIA	52	542	186
MOROCCO	2 679	8 532	3 050	CHINA	27 976	112 424	38 886
ALGERIA	36 538	72 848	25 286	NORTH KOREA	595	1 310	430
TUNISIA	9 434	25 532	9 071	SOUTH KOREA	15 866	74 415	25 913
LIBYA	23 412	51 050	18 149	JAPAN	28 913	151 515	53 194
EGYPT	41 604	130 659	46 139	TAIWAN	25 037	92 729	32 376
SUDAN	4 973	10 433	3 740	HONG KONG	10 769	34 296	12 027
MAURITANIA	163	283	99	AUSTRALIA	42 949	111 145	38 687
MALI	412	1 914	657	PAPUA NEW G	396	1 431	505
NIGER	349	1 094	402	AUST OCEANIA	298	426	149
SENEGAL	572	3 387	1 203	NEW ZEALAND	6 333	19 792	6 983
GAMBIA	138	398	136	NEW CALEDON	49	102	32
GUINEA	2 616	3 664	1 250	FIJI	48	141	46
SIERRA LEONE	758	2 231	819	WEST SAMOA	60	137	47
LIBERIA	2 082	2 420	862	FR POLYNESIA	470	1 430	510
IVORY COAST	1 258	5 379	1 915				
GHANA	1 902	3 211	1 139	736 MACHINE TOOLS FOR METAL			
TOGO	175	615	219				
BENIN	1 615	726	243	IMPORTS	676 765	1 627 124	569 161
NIGERIA	6 288	17 760	6 270	FRANCE	49 620	102 689	35 969
CAMEROON	3 837	8 112	2 804	BELGIUM LUX	39 169	54 464	19 206
CENT AFR REP	29	152	54	NETHERLANDS	26 433	46 050	16 121
GABON	561	1 816	642	ITALY	68 995	158 473	55 575
CONGO	483	1 292	432	UNITD KINGDOM	32 261	97 030	33 696
ZAIRE	4 766	13 582	4 768	IRELAND	2 011	5 305	1 845
RWANDA	254	712	261	DENMARK	11 106	12 840	4 463
BURUNDI	637	714	256	GREECE	111	235	83
ST HELENA	53	130	47	NORWAY	201	815	292
ANGOLA	98	821	292	SWEDEN	18 752	64 777	22 602
ETHIOPIA	1 417	3 644	1 269	FINLAND	1 016	4 850	1 665
SOMALIA	1 088	972	340	SWITZERLAND	138 392	534 384	186 853
KENYA	1 121	4 529	1 579	AUSTRIA	30 560	76 730	26 535
UGANDA	625	2 210	741	PORTUGAL	456	506	178
TANZANIA	1 722	5 562	1 950	SPAIN	39 706	48 982	17 165
MOZAMBIQUE	36	92	30	MALTA	79	334	111
MADAGASCAR	675	745	267	YUGOSLAVIA	6 695	8 924	3 117
REUNION	200	436	154	TURKEY	1 864	872	307
MAURITIUS	331	758	266	SOVIETUNION	12 355	8 128	2 882
ZAMBIA	306	1 842	618	POLAND	7 186	5 938	2 066
ZIMBABWE	366	2 308	804	CZECHOSLOVA	34 348	20 064	7 057
MALAWI	50	224	79	HUNGARY	9 918	10 966	3 872
REP S AFRICA	112 099	238 559	84 234	ROMANIA	1 638	1 267	437
SWAZILAND	36	178	68	BULGARIA	10 957	5 906	2 066
LESOTHO	78	91	30	REP S AFRICA	408	296	106
USA	378 012	1 074 747	377 548	USA	17 885	90 581	31 889
CANADA	45 431	120 281	41 760	CANADA	733	1 828	674
GREENLAND	107	262	87	MEXICO	9	94	31
MEXICO	11 766	40 276	14 023	BRAZIL	1 890	3 057	1 087
GUATEMALA	554	1 562	541	ARGENTINA	472	279	99
HONDURAS	635	1 410	516	ISRAEL	361	5 139	1 816
EL SALVADOR	539	1 531	537	INDIA	1 926	1 328	460
NICARAGUA	151	539	202	SINGAPORE	1 404	5 215	1 761
COSTA RICA	963	3 467	1 212	CHINA	6 920	4 997	1 707
PANAMA	1 021	3 318	1 174	SOUTH KOREA	2 630	4 210	1 438
CUBA	1 855	5 570	1 950	JAPAN	70 560	221 231	77 481
HAITI	173	232	83	TAIWAN	27 655	18 059	6 357
DOMINIC REP	735	1 883	665	HONG KONG	22	141	47
MARTINIQUE	273	1 691	561				
JAMAICA	814	2 603	927	EXPORTS	1 806 133	5 859 206	2 060 513
BARBADOS	55	407	139	FRANCE	119 405	379 688	133 181
TRINIDAD TOB	589	3 284	1 192	BELGIUM LUX	50 174	135 267	47 235
NETH ANTILL	147	590	206	NETHERLANDS	87 637	211 392	74 582
COLOMBIA	5 192	20 887	7 472	ITALY	113 891	283 296	99 623
VENEZUELA	8 892	34 489	12 061	UNITD KINGDOM	103 135	380 950	134 235
GUYANA	223	572	200	IRELAND	5 160	18 175	6 386
SURINAME	339	1 439	514	DENMARK	24 315	69 864	24 516
FRENCH GUIAN	64	347	114	GREECE	10 110	12 836	4 534
ECUADOR	1 084	4 313	1 541	ICELAND	352	602	207
PERU	983	3 684	1 271	NORWAY	12 273	42 743	14 858
BRAZIL	5 749	28 088	9 866	SWEDEN	52 970	198 354	69 063
CHILE	6 300	14 316	5 015	FINLAND	31 821	64 866	22 720
BOLIVIA	698	1 082	389	SWITZERLAND	98 545	297 884	104 670
PARAGUAY	198	816	288	AUSTRIA	74 551	217 090	75 843
URUGUAY	175	1 145	407	PORTUGAL	7 170	23 452	8 235
ARGENTINA	4 951	22 777	7 925	SPAIN	22 031	79 079	27 740
CYPRUS	1 587	4 062	1 413	MALTA	334	547	195
LEBANON	4 616	6 808	2 377	YUGOSLAVIA	74 954	190 429	67 931
SYRIA	10 089	22 011	7 582	TURKEY	54 565	65 589	23 317
IRAQ	27 387	75 533	26 181	SOVIETUNION	149 649	778 000	277 875
IRAN	86 272	179 911	63 649	POLAND	8 659	48 757	17 049
ISRAEL	21 284	69 108	24 462	CZECHOSLOVA	15 592	87 626	29 730
JORDAN	4 808	8 552	3 030	HUNGARY	9 934	38 743	13 389
SAUDI ARABIA	69 825	120 491	42 906	ROMANIA	958	5 815	2 085
KUWAIT	19 555	25 657	8 981	BULGARIA	14 144	81 753	28 028
BAHRAIN	6 261	11 236	4 034	CANARY IS	150	211	72
QATAR	455	2 679	944	MOROCCO	1 702	3 778	1 353
ARAB EMIRAT	15 200	25 982	9 134	ALGERIA	9 838	39 661	14 106
OMAN	14 535	16 584	5 894	TUNISIA	1 953	5 732	2 015
NORTH YEMEN	2 619	5 914	2 083	LIBYA	7 773	21 899	7 670
SOUTH YEMEN	252	1 560	538	EGYPT	13 141	56 058	19 609
AFGHANISTAN	138	524	178	SUDAN	411	1 383	483
PAKISTAN	7 481	18 798	6 680	MALI	65	139	48
INDIA	43 733	110 383	39 011	SENEGAL	55	277	95
BANGLADESH	813	2 217	800	GAMBIA	172	451	168
SRI LANKA	2 392	4 680	1 682	SIERRA LEONE	357	496	183
NEPAL	96	185	63	LIBERIA	122	275	96
BURMA	2 331	4 284	1 456	IVORY COAST	34	241	87
THAILAND	20 632	48 112	16 872				
VIETNAM	636	1 886	618				

6 IMPORTS AND EXPORTS (SPECIAL TRADE) BY GROUPS OF THE SITC-REV. 11 AND BY COUNTRIES OF PRODUCTION AND CONSUMPTION 1984

GROUP COUNTRY	DT * 100 KG	1 000 DM	1 000 \$	GROUP COUNTRY	DT * 100 KG	1 000 DM	1 000 \$
GHANA	204	620	221	CANADA	1 196	682	241
NIGERIA	1 994	8 545	2 910	BRAZIL	261	136	50
CAMEROON	750	3 162	1 102	ISRAEL	54	523	188
GABON	71	204	69	MALAYSIA	95	1 327	473
CONGO	6	104	34	JAPAN	2 941	4 770	1 658
ZAIRE	303	1 125	395	TAIWAN	91	240	85
RWANDA	60	263	101	HONG KONG	1 519	2 517	881
ANGOLA	145	955	341	EXPORTS	1 191 791	1 296 806	455 865
ETHIOPIA	141	381	136	FRANCE	286 986	129 928	45 797
SOMALIA	102	179	65	BELGIUM LUX	316 476	160 217	56 531
KENYA	393	1 167	419	NETHERLANDS	57 029	70 487	24 563
UGANDA	328	1 157	382	ITALY	32 046	69 171	24 397
TANZANIA	405	1 608	554	UNITED KINGDOM	34 938	80 158	28 342
MADAGASCAR	39	139	51	IRELAND	1 501	6 207	2 247
MAURITIUS	63	153	53	DENMARK	6 341	21 780	7 669
ZAMBIA	537	2 542	911	GREECE	4 683	5 138	1 812
ZIMBABWE	64	384	137	ICELAND	84	330	113
REP S AFRICA	38 764	96 144	34 252	NORWAY	24 493	15 934	5 626
USA	186 332	680 248	237 387	SWEDEN	20 744	30 458	10 659
CANADA	31 575	64 858	22 838	FINLAND	12 080	24 893	8 698
MEXICO	14 683	60 011	21 016	SWITZERLAND	19 309	50 185	17 687
GUATEMALA	40	281	98	AUSTRIA	40 005	53 985	18 787
HONDURAS	229	743	245	PORTUGAL	990	2 516	899
EL SALVADOR	18	102	37	SPAIN	9 811	20 891	7 274
COSTA RICA	607	1 948	703	MALTA	53	960	336
PANAMA	163	582	211	YUGOSLAVIA	7 037	18 367	6 309
CUBA	1 041	2 563	926	TURKEY	49 936	11 221	3 976
HAITI	32	254	90	SOVIET UNION	12 906	49 515	17 416
DOMINIC REP	44	146	49	POLAND	1 605	9 087	3 186
GUADELOUPE	49	173	61	CZECHOSLOVAKIA	3 344	17 963	6 212
JAMAICA	195	537	184	HUNGARY	2 405	9 145	3 116
BARBADOS	4	94	30	ROMANIA	5 999	3 836	1 391
TRINIDAD TOB	120	560	196	BULGARIA	1 658	5 906	2 054
COLOMBIA	932	2 422	868	MOROCCO	75	316	115
VENEZUELA	3 197	11 773	4 063	ALGERIA	15 132	9 451	3 325
SURINAME	207	465	158	TUNISIA	29	180	64
ECUADOR	611	1 732	604	LIBYA	12 842	11 535	3 954
PERU	719	1 955	650	EGYPT	2 804	7 971	2 733
BRAZIL	5 306	35 157	12 143	SUDAN	243	407	142
CHILE	1 723	2 668	953	MALI	52	127	46
ARGENTINA	12 999	20 550	7 411	LIBERIA	48	188	61
CYPRUS	247	432	147	IVORY COAST	11	95	30
LEBANON	2 296	5 563	1 931	NIGERIA	1 717	2 078	726
SYRIA	1 826	5 606	2 024	CAMEROON	241	221	82
IRAQ	8 644	39 277	14 072	CENT AFR REP	20	120	39
IRAN	73 439	267 700	95 016	GABON	60	171	59
ISRAEL	11 782	43 522	15 163	ZAIRE	29	138	49
JORDAN	1 251	1 990	708	ANGOLA	33	182	64
SAUDI ARABIA	10 791	24 438	8 730	ETHIOPIA	117	197	68
KUWAIT	1 495	3 404	1 201	KENYA	249	219	76
BAHRAIN	676	1 365	465	TANZANIA	41	220	78
QATAR	69	163	54	ZAMBIA	16	170	62
ARAB EMIRAT	3 573	9 443	3 333	ZIMBABWE	1 334	548	196
OMAN	969	1 585	564	REP S AFRICA	8 670	20 582	7 298
NORTH YEMEN	1 069	3 867	1 341	USA	41 989	125 289	44 293
SOUTH YEMEN	485	2 180	768	CANADA	27 093	24 025	8 528
PAKISTAN	8 583	18 900	6 680	MEXICO	26 847	21 748	7 595
INDIA	46 956	137 309	47 972	CUBA	32	332	119
BANGLADESH	178	815	287	JAMAICA	102	542	199
SRI LANKA	299	839	286	TRINIDAD TOB	35	299	106
BURMA	1 086	8 453	3 085	COLOMBIA	1 036	2 139	745
THAILAND	16 308	11 939	4 251	VENEZUELA	2 389	6 225	2 182
INDONESIA	9 805	25 026	8 753	ECUADOR	70	143	51
MALAYSIA	4 742	11 281	3 918	PERU	63	316	110
SINGAPORE	5 860	24 513	8 638	BRAZIL	498	3 496	1 250
PHILIPPINES	264	2 780	923	CHILE	2 932	1 569	550
CHINA	12 873	57 822	20 210	URUGUAY	26	137	50
NORTH KOREA	2 414	10 666	3 777	ARGENTINA	2 061	7 478	2 655
SOUTH KOREA	45 411	79 458	27 563	CYPRUS	34	110	38
JAPAN	26 876	127 027	44 486	LEBANON	42	94	34
TAIWAN	7 144	28 131	9 938	SYRIA	631	1 493	531
HONG KONG	1 826	7 047	2 461	IRAQ	1 013	3 746	1 295
AUSTRALIA	11 363	37 795	13 104	IRAN	35 140	46 744	16 244
PAPUA NEW G	188	715	260	ISRAEL	1 515	5 657	1 978
NEW ZEALAND	1 597	5 120	1 776	JORDAN	261	373	129
FR POLYNESIA	29	119	38	SAUDI ARABIA	2 493	6 652	2 363
737 METALWORKING MACHNRY NES				KUWAIT	659	692	251
IMPORTS	383 170	437 244	153 906	BAHRAIN	26	135	47
FRANCE	46 393	51 707	18 603	ARAB EMIRAT	99	473	166
BELGIUM LUX	91 942	48 381	17 113	OMAN	31	126	44
NETHERLANDS	31 931	28 842	10 119	PAKISTAN	21 462	3 382	1 227
ITALY	61 112	81 127	28 501	INDIA	6 566	15 283	5 432
UNITED KINGDOM	30 808	27 534	9 688	BANGLADESH	88	83	31
IRELAND	300	878	309	BURMA	162	129	43
DENMARK	5 791	11 041	3 878	THAILAND	287	984	340
GREECE	473	322	116	INDONESIA	2 000	4 243	1 483
NORWAY	551	916	319	MALAYSIA	341	1 780	626
SWEDEN	23 299	25 020	8 847	SINGAPORE	1 049	5 882	2 059
FINLAND	1 673	2 340	817	PHILIPPINES	30	209	74
SWITZERLAND	15 814	81 758	28 583	CHINA	4 005	21 312	7 366
AUSTRIA	33 184	25 323	8 794	NORTH KOREA	112	225	83
SPAIN	12 582	5 005	1 741	SOUTH KOREA	2 485	13 767	4 895
YUGOSLAVIA	11 804	4 997	1 754	JAPAN	5 404	27 680	9 944
TURKEY	27	146	48	TAIWAN	1 886	3 951	1 394
SOVIET UNION	919	333	123	HONG KONG	151	817	285
POLAND	721	1 068	361	AUSTRALIA	1 645	9 040	3 184
CZECHOSLOVAKIA	175	231	86	NEW ZEALAND	344	3 157	1 096
HUNGARY	2 801	1 978	683	741 HEATING, COOLING EQUIPMNT			
ALGERIA	439	546	200				
REP S AFRICA	712	135	47				
USA	2 934	26 961	9 436				

6 IMPORTS AND EXPORTS (SPECIAL TRADE) BY GROUPS OF THE SITC-REV. II AND BY COUNTRIES OF PRODUCTION AND CONSUMPTION 1984

GROUP COUNTRY	DT * 100 KG	1 000 DM	1 000 \$	GROUP COUNTRY	DT * 100 KG	1 000 DM	1 000 \$
IMPORTS	749 289	1 497 525	527 167	ZIMBABWE	699	3 289	1 255
FRANCE	133 678	193 451	68 351	MALAWI	117	158	53
BELGIUM LUX	39 771	38 021	13 465	REP S AFRICA	62 312	103 196	36 554
NETHERLANDS	61 411	147 039	50 865	BOTSWANA	3 583	2 348	787
ITALY	155 503	227 548	80 453	USA	69 166	208 532	73 211
UNTD KINGDOM	32 517	66 329	23 323	CANADA	22 483	44 112	15 323
IRELAND	2 531	10 022	3 517	MEXICO	3 623	16 575	5 932
DENMARK	29 254	60 733	21 281	GUATEMALA	232	1 240	417
GREECE	1 097	843	291	HONDURAS	56	217	76
NORWAY	4 282	5 312	1 871	NICARAGUA	52	193	72
SWEDEN	37 134	70 332	24 758	COSTA RICA	879	1 590	546
FINLAND	8 319	13 429	4 735	PANAMA	159	736	256
SWITZERLAND	37 681	141 894	49 982	CUBA	366	3 138	1 105
AUSTRIA	70 518	96 038	33 750	BAHAMAS	51	115	42
PORTUGAL	145	186	64	DOMINIC REP	128	454	163
SPAIN	24 587	23 299	8 248	JAMAICA	265	607	218
YUGOSLAVIA	4 956	4 859	1 727	ST VINCENT	149	542	182
TURKEY	2 268	956	339	BARBADOS	17	177	63
SOVIETUNION	430	236	74	TRINIDAD TOB	369	1 716	611
POLAND	2 062	660	233	NETH ANTILL	198	334	117
CZECHOSLOVA	3 485	2 046	710	COLOMBIA	825	2 934	1 035
HUNGARY	3 973	2 488	891	VENEZUELA	3 125	9 620	3 426
BULGARIA	105	628	214	FRENCH GUIAN	1 969	1 262	413
ALGERIA		111	41	ECUADOR	774	2 378	835
REP S AFRICA	143	125	45	PERU	1 478	3 805	1 375
USA	62 644	309 162	109 064	BRAZIL	911	4 756	1 652
CANADA	93	347	123	CHILE	5 739	16 067	5 438
BRAZIL	248	775	267	BOLIVIA	360	711	245
CYPRUS	250	168	54	PARAGUAY	68	236	87
SYRIA		104	37	URUGUAY	263	655	232
ISRAEL	1 938	3 563	1 273	ARGENTINA	2 320	10 835	3 852
SAUDI ARABIA	11	833	294	CYPRUS	1 415	2 640	921
KUWAIT	1	90	32	LEBANON	2 728	6 132	2 165
MALAYSIA	388	589	212	SYRIA	3 926	14 650	5 214
SINGAPORE	20	461	161	IRAQ	16 303	34 566	11 944
JAPAN	26 025	69 586	24 557	IRAN	35 812	88 696	31 352
TAIWAN	208	487	171	ISRAEL	15 157	44 809	15 727
HONG KONG	754	2 107	749	JORDAN	2 186	5 398	1 872
AUSTRALIA	679	2 109	750	SAUDI ARABIA	28 082	64 931	23 055
EXPORTS	1 855 076	3 884 490	1 365 986	KUWAIT	8 325	15 920	5 605
FRANCE	143 669	285 081	100 211	BAHRAIN	807	3 491	1 276
BELGIUM LUX	126 607	208 642	73 358	QATAR	660	1 432	515
NETHERLANDS	219 836	292 696	102 725	ARAB EMIRAT	6 724	23 387	8 559
ITALY	58 556	141 372	49 395	OMAN	2 418	4 201	1 438
UNTD KINGDOM	90 518	191 798	67 278	NORTH YEMEN	2 584	4 665	1 644
IRELAND	6 673	14 293	5 052	SOUTH YEMEN	1 831	2 296	839
DENMARK	36 113	65 669	22 954	AFGHANISTAN	113	221	78
GREECE	15 182	32 882	11 624	PAKISTAN	5 459	13 105	4 559
ICELAND	767	1 690	595	INDIA	17 781	52 289	18 432
NORWAY	21 868	47 070	16 487	BANGLADESH	1 450	3 156	1 120
SWEDEN	56 203	107 556	37 738	SRI LANKA	828	2 662	933
FINLAND	21 856	54 440	19 337	BURMA	2 447	12 223	4 420
SWITZERLAND	109 975	220 641	77 695	THAILAND	10 662	25 053	9 042
AUSTRIA	147 891	239 917	84 498	VIETNAM	45	223	79
PORTUGAL	6 062	11 496	4 017	INDONESIA	9 874	32 971	11 501
SPAIN	17 449	51 167	18 160	MALAYSIA	7 710	16 951	6 154
ANDORRA	15	82	30	SINGAPORE	5 562	15 024	5 245
MALTA	293	609	213	PHILIPPINES	4 033	16 053	5 908
YUGOSLAVIA	30 841	90 492	31 880	CHINA	9 963	33 399	11 482
TURKEY	14 993	50 071	17 439	NORTH KOREA	47	223	84
SOVIETUNION	68 757	234 031	82 631	SOUTH KOREA	12 918	34 147	11 862
POLAND	7 903	28 014	9 863	JAPAN	16 668	57 578	19 993
CZECHOSLOVA	10 064	38 305	13 161	TAIWAN	18 356	45 428	15 861
HUNGARY	8 176	28 607	9 823	HONG KONG	2 377	7 049	2 472
ROMANIA	697	5 979	2 054	AUSTRALIA	11 955	25 956	9 023
BULGARIA	11 113	34 142	11 788	NEW ZEALAND	4 266	11 698	4 132
ALBANIA	1 070	1 896	644	NEW CALEDON	29	98	34
CANARY IS	302	558	189	FR POLYNESIA	33	231	80
MOROCCO	673	2 403	834	742 PUMPS FOR LIQUIDS ETC			
ALGERIA	11 561	29 052	10 443	IMPORTS	443 144	913 299	321 185
TUNISIA	2 597	6 175	2 206	FRANCE	63 084	215 360	75 861
LIBYA	87 512	90 418	32 018	BELGIUM LUX	5 362	12 462	4 379
EGYPT	35 475	61 918	21 911	NETHERLANDS	37 401	91 832	32 138
SUDAN	14 960	12 413	4 504	ITALY	44 409	77 971	27 671
MAURITANIA	129	343	118	UNTD KINGDOM	20 364	50 072	17 564
SENEGAL	202	700	246	IRELAND	13 352	22 156	7 812
GAMBIA	122	130	47	DENMARK	118 329	84 947	29 912
GUINEA	100	253	95	GREECE	33	160	55
SIERRA LEONE	91	178	64	NORWAY	627	2 820	995
LIBERIA	77	212	74	SWEDEN	11 575	30 050	10 506
IVORY COAST	410	1 682	589	FINLAND	1 091	3 256	1 129
GHANA	461	1 157	401	SWITZERLAND	25 616	81 657	28 741
TOGO	360	417	138	AUSTRIA	22 627	32 259	11 369
BENIN	53	109	36	PORTUGAL	362	615	217
NIGERIA	2 344	7 890	2 759	SPAIN	3 419	6 166	2 167
CAMEROON	805	2 232	770	MALTA	2	271	95
GABON	85	281	98	YUGOSLAVIA	14 256	6 200	2 202
ZAIRE	3 364	7 330	2 539	TURKEY	90	516	178
RWANDA	141	525	175	SOVIETUNION	646	112	39
BURUNDI	106	251	86	POLAND	531	390	131
ANGOLA	452	1 082	382	CZECHOSLOVA	6 389	5 890	2 090
ETHIOPIA	1 070	2 786	1 005	HUNGARY	1 473	2 278	794
SOMALIA	751	917	332	EGYPT	29	312	110
KENYA	1 565	3 841	1 325	ETHIOPIA		127	43
UGANDA	70	331	112	KENYA		102	35
TANZANIA	363	1 643	590	REP S AFRICA	103	297	106
MOZAMBIQUE	39	108	38	USA	35 715	137 439	48 145
MADAGASCAR	84	316	108	CANADA	1 495	4 810	1 705
REUNION	60	184	65	MEXICO	147	833	302
MAURITIUS	949	701	241	PERU	40	113	39
ZAMBIA	132	793	278	BRAZIL	1 675	5 809	2 047

6 IMPORTS AND EXPORTS (SPECIAL TRADE) BY GROUPS OF THE SITC-REV. II AND BY COUNTRIES OF PRODUCTION AND CONSUMPTION 1984

GROUP COUNTRY	DT * 100 KG	1 000 DM	1 000 \$	GROUP COUNTRY	DT * 100 KG	1 000 DM	1 000 \$
ARGENTINA	19	294	104	IRAQ	10 531	40 434	14 283
IRAQ	21	469	162	IRAN	24 835	61 179	21 692
ISRAEL	31	229	82	ISRAEL	1 990	10 732	3 745
SAUDI ARABIA	52	1 110	377	JORDAN	2 199	6 048	2 141
KUWAIT	6	466	165	SAUDI ARABIA	13 897	54 295	19 102
BAHRAIN	1	110	41	KUWAIT	3 317	11 368	4 021
ARAB EMIRAT	136	878	307	BAHRAIN	1 142	3 611	1 266
NORTH YEMEN		252	89	QATAR	329	2 750	945
INDIA	3 695	12 546	4 366	ARAB EMIRAT	3 487	16 825	5 782
INDONESIA	1	227	82	OMAN	1 209	4 261	1 471
MALAYSIA		167	58	NORTH YEMEN	122	323	114
CHINA	3 634	1 095	382	SOUTH YEMEN	9	265	96
SOUTH KOREA	83	332	112	AFGHANISTAN	141	419	149
JAPAN	4 439	16 052	5 647	PAKISTAN	726	4 755	1 686
TAIWAN	161	387	141	INDIA	5 132	34 609	12 076
HONG KONG	257	229	79	BANGLADESH	85	346	123
AUSTRALIA	55	345	120	SRI LANKA	344	1 484	531
EXPORTS	780 407	2 988 940	1 051 345	BURMA	1 131	1 570	526
FRANCE	89 144	399 499	141 187	THAILAND	2 482	6 261	2 174
BELGIUM LUX	28 412	95 185	33 617	INDONESIA	2 867	9 189	3 271
NETHERLANDS	60 393	207 247	72 970	MALAYSIA	2 364	8 173	2 873
ITALY	62 229	275 861	96 954	BRUNEI	23	416	143
UNT D KINGDOM	38 153	189 430	66 470	SINGAPORE	7 708	22 461	7 958
IRELAND	20 747	21 554	7 639	PHILIPPINES	372	2 098	756
DENMARK	20 037	51 396	17 997	CHINA	2 318	11 723	4 202
GREECE	7 451	26 738	9 567	SOUTH KOREA	7 970	26 123	9 408
ICELAND	254	860	300	JAPAN	4 938	22 443	7 885
NORWAY	12 869	47 221	16 650	TAIWAN	2 403	11 341	3 983
SWEDEN	53 557	200 482	70 415	HONG KONG	4 393	9 492	3 303
FINLAND	11 494	46 488	16 365	AUSTRALIA	4 749	19 620	6 846
SWITZERLAND	32 155	95 613	33 563	NEW ZEALAND	2 629	6 540	2 298
AUSTRIA	40 393	149 366	52 583	743 PUMPS NES,CENTRIFUGES ETC			
PORTUGAL	1 138	6 611	2 328	IMPORTS	925 753	1 512 373	531 883
SPAIN	8 643	38 958	13 730	FRANCE	79 205	142 372	50 123
MALTA	32	569	190	BELGIUM LUX	57 640	104 443	36 770
YUGOSLAVIA	7 362	44 340	15 473	NETHERLANDS	35 306	76 716	26 939
TURKEY	4 790	26 719	9 671	ITALY	178 784	183 204	64 719
SOVIETUNION	11 630	52 794	18 462	UNT D KINGDOM	47 340	136 244	47 931
POLAND	2 344	15 859	5 503	IRELAND	826	4 635	1 615
CZECHOSLOVA	5 348	24 950	8 661	DENMARK	94 704	67 421	23 765
HUNGARY	9 972	29 972	10 326	GREECE	136	175	61
ROMANIA	437	2 667	899	NORWAY	1 102	2 729	930
BULGARIA	2 323	8 884	3 086	SWEDEN	27 807	56 189	19 704
CANARY IS	162	651	233	FINLAND	1 091	3 898	1 355
MOROCCO	1 104	4 553	1 593	SWITZERLAND	37 861	122 751	43 216
ALGERIA	9 223	36 653	12 835	AUSTRIA	106 634	113 020	39 687
TUNISIA	904	5 096	1 803	PORTUGAL	30	112	41
LIBYA	7 078	29 678	10 315	SPAIN	42 105	41 350	14 461
EGYPT	10 879	37 056	13 054	MALTA	23	104	36
SUDAN	416	1 816	644	YUGOSLAVIA	25 233	24 486	8 556
UPPER VOLTA	240	674	225	TURKEY	122	730	261
CAPE VERDE	41	149	52	SOVIETUNION	344	356	129
SENEGAL	545	2 025	720	POLAND	39 821	7 021	2 486
GAMBIA	219	171	56	CZECHOSLOVA	1 052	786	269
SIERRA LEONE	53	169	60	HUNGARY	1 340	1 294	455
LIBERIA	450	1 586	555	BULGARIA	38	421	142
IVORY COAST	55	403	141	ALGERIA	3	295	106
GHANA	428	934	326	LIBYA	273	554	205
TOGO	61	126	46	EGYPT	25	1 089	383
NIGERIA	1 137	5 900	2 064	ETHIOPIA	1	142	54
CAMEROON	229	1 056	384	REP S AFRICA	165	2 320	791
GABON	42	404	140	USA	73 395	267 634	94 032
CONGO	170	435	143	CANADA	1 127	2 236	782
ZAIRE	300	1 826	652	NETH ANTILL	2	200	70
RWANDA	69	259	95	BRAZIL	1 791	2 183	752
BURUNDI	16	103	36	LEBANON	2	122	39
ANGOLA	192	441	156	IRAQ	58	370	131
ETHIOPIA	3 054	4 247	1 453	IRAN	27	309	113
DJIBOUTI	23	129	45	ISRAEL	558	2 212	790
SOMALIA	393	1 236	422	JORDAN	5	386	127
KENYA	969	3 421	1 188	SAUDI ARABIA	37	2 408	843
TANZANIA	115	577	206	KUWAIT	3	294	103
MOZAMBIQUE	145	623	232	QATAR	16	458	162
REUNION	28	118	44	PAKISTAN	14	106	39
ZAMBIA	939	1 834	641	INDIA	38	864	310
ZIMBABWE	65	485	173	INDONESIA	11	246	89
REP S AFRICA	8 099	36 174	13 443	SINGAPORE	23 486	16 153	5 684
USA	59 407	240 037	84 298	CHINA	69	216	79
CANADA	3 311	14 441	5 019	SOUTH KOREA	57	219	76
MEXICO	491	4 206	1 475	JAPAN	36 225	107 684	37 799
GUATEMALA	38	283	99	TAIWAN	6 955	7 608	2 696
EL SALVADOR	87	264	90	HONG KONG	2 332	3 587	1 262
NICARAGUA	28	245	85	AUSTRALIA	84	1 117	395
COSTA RICA	26	221	78	EXPORTS	1 610 595	3 884 378	1 367 378
CUBA	786	2 011	711	FRANCE	161 625	368 096	130 060
DOMINIC REP	11	107	37	BELGIUM LUX	113 863	194 148	68 579
JAMAICA	48	504	170	NETHERLANDS	118 510	290 702	102 663
TRINIDAD TOB	113	453	165	ITALY	82 317	216 724	76 273
NETH ANTILL	42	400	144	UNT D KINGDOM	124 177	305 063	107 088
COLOMBIA	1 079	4 122	1 485	IRELAND	11 594	16 595	5 837
VENEZUELA	975	6 542	2 246	DENMARK	113 071	150 328	53 248
ECUADOR	516	2 119	742	GREECE	17 148	42 651	14 864
PERU	206	1 763	628	ICELAND	922	2 271	803
BRAZIL	5 422	23 293	8 214	NORWAY	26 192	62 878	22 361
CHILE	1 409	4 924	1 738	SWEDEN	125 600	220 117	77 651
BOLIVIA	68	629	226	FINLAND	30 795	57 445	20 255
PARAGUAY	49	226	75	SWITZERLAND	63 962	177 421	62 477
URUGUAY	55	387	139	AUSTRIA	96 333	189 272	66 411
ARGENTINA	2 139	8 673	2 964	PORTUGAL	5 284	14 249	5 000
CYPRUS	330	1 254	450				
LEBANON	1 389	3 671	1 290				
SYRIA	7 132	13 461	4 711				

6 IMPORTS AND EXPORTS (SPECIAL TRADE) BY GROUPS OF THE SITC-REV. II AND BY COUNTRIES OF PRODUCTION AND CONSUMPTION 1984

GROUP COUNTRY	DT * 100 KG	1 000 DM	1 000 \$	GROUP COUNTRY	DT * 100 KG	1 000 DM	1 000 \$
SPAIN	29 191	85 713	30 010	MALAYSIA	2 044	6 900	2 439
ANDORRA	53	120	41	BRUNEI	27	419	146
MALTA	443	705	251	SINGAPORE	4 817	22 385	7 890
YUGOSLAVIA	44 131	79 873	28 092	PHILIPPINES	1 134	4 778	1 665
TURKEY	11 359	38 890	13 839	CHINA	3 443	17 834	6 234
SOVIETUNION	21 031	88 137	30 624	NORTH KOREA	801	3 731	1 355
POLAND	4 168	22 219	7 813	SOUTH KOREA	3 987	17 567	6 153
CZECHOSLOVA	5 361	23 947	8 314	JAPAN	7 443	47 519	16 722
HUNGARY	7 406	29 113	10 071	TAIWAN	6 257	24 875	8 567
ROMANIA	521	4 356	1 513	HONG KONG	5 005	11 415	4 003
BULGARIA	2 678	11 437	3 911	AUSTRALIA	28 281	56 725	19 981
ALBANIA	33	213	71	PAPUA NEW G	103	253	87
CANARY IS	241	890	313	NEW ZEALAND	2 851	10 365	3 657
MOROCCO	894	3 791	1 324	NEW CALEDON	79	542	187
ALGERIA	3 768	11 505	4 039	FR POLYNESIA	125	325	113
TUNISIA	1 072	3 494	1 215				
LIBYA	13 630	31 171	11 010	744 MECHANICAL HANDLING EQU			
EGYPT	19 378	41 710	14 650				
SUDAN	1 029	2 254	789	IMPORTS	1 219 291	1 072 000	377 093
MALI	340	581	214				
UPPER VOLTA	18	102	35	FRANCE	261 979	157 857	55 928
NIGER	23	181	62	BELGIUM LUX	69 778	64 685	22 696
CAPE VERDE	39	89	33	NETHERLANDS	133 648	117 855	41 273
SENEGAL	165	557	194	ITALY	106 411	95 922	33 687
GUINEA	156	551	184	UNTD KINGDOM	43 910	56 014	19 675
SIERRA LEONE	89	251	89	IRELAND	2 033	3 630	1 290
LIBERIA	291	963	341	DENMARK	44 805	41 578	14 609
IVORY COAST	126	412	143	NORWAY	6 292	8 752	3 113
GHANA	226	694	236	SWEDEN	84 779	99 852	34 897
TOGO	90	381	130	FINLAND	10 185	12 808	4 490
BENIN	245	396	138	SWITZERLAND	47 136	82 226	28 899
NIGERIA	3 749	8 439	2 971	AUSTRIA	158 928	130 906	46 197
CAMEROON	411	1 057	364	PORTUGAL	3 932	1 392	491
CENT AFR REP	106	175	57	SPAIN	16 728	9 290	3 254
GABON	240	772	273	YUGOSLAVIA	17 444	8 697	3 038
CONGO	65	118	38	TURKEY	4 541	1 263	435
ZAIRE	586	1 792	642	SOVIETUNION	1 950	889	323
RWANDA	90	207	73	POLAND	7 394	1 722	610
BURUNDI	122	363	125	CZECHOSLOVA	2 773	1 627	565
ANGOLA	145	682	241	HUNGARY	8 573	3 017	1 071
ETHIOPIA	216	1 296	466	ROMANIA	602	122	42
SOMALIA	68	164	53	BULGARIA	8 090	3 859	1 364
KENYA	527	2 673	931	REP S AFRICA	205	136	48
UGANDA	305	1 005	334	USA	37 145	65 687	23 121
TANZANIA	309	1 156	403	CANADA	1 091	1 215	436
MOZAMBIQUE	203	331	117	BRAZIL	4 581	3 868	1 313
MADAGASCAR	17	92	33	URUGUAY	1 567	659	235
REUNION	40	113	41	ISRAEL	42	181	68
MAURITIUS	37	135	45	INDIA	336	130	48
COMOROS	13	114	40	CHINA	6 349	2 245	796
ZAMBIA	762	3 493	1 211	JAPAN	107 899	85 980	30 266
ZIMBABWE	137	532	186	TAIWAN	17 664	7 560	2 684
REP S AFRICA	17 066	59 062	20 936	HONG KONG	120	106	38
USA	96 674	327 393	114 579	EXPORTS	2 923 802	4 035 727	1 418 309
CANADA	11 075	27 248	9 519				
MEXICO	2 004	17 682	6 323	FRANCE	309 319	405 553	143 371
GUATEMALA	67	253	84	BELGIUM LUX	199 435	232 210	81 871
HONDURAS	55	139	49	NETHERLANDS	257 813	307 774	108 591
EL SALVADOR	56	324	113	ITALY	132 473	183 187	64 862
COSTA RICA	1 940	1 833	635	UNTD KINGDOM	243 720	335 502	117 627
PANAMA	46	348	119	IRELAND	10 683	13 565	4 796
CUBA	2 381	6 215	2 322	DENMARK	63 685	81 196	28 206
DOMINIC REP	94	255	83	GREECE	24 165	23 747	8 390
GUADELOUPE	52	123	43	ICELAND	3 043	3 326	1 176
JAMAICA	208	436	156	NORWAY	57 526	79 048	27 681
ST VINCENT	262	331	111	SWEDEN	80 807	115 047	40 724
TRINIDAD TOB	312	685	238	FINLAND	32 667	52 840	18 668
NETH ANTILL	176	982	337	SWITZERLAND	186 708	237 585	83 798
COLOMBIA	1 015	2 695	946	AUSTRIA	187 267	229 013	80 656
VENEZUELA	1 250	8 294	2 840	PORTUGAL	7 986	14 343	4 945
SURINAME	120	120	40	SPAIN	46 309	58 485	20 647
ECUADOR	567	1 925	688	GIBRALTAR	1 684	960	310
PERU	880	3 247	1 137	MALTA	6 030	701	233
BRAZIL	3 530	17 656	6 178	YUGOSLAVIA	22 647	46 576	16 185
CHILE	2 359	7 033	2 481	TURKEY	24 433	31 195	11 016
BOLIVIA	518	1 256	445	SOVIETUNION	67 678	140 502	48 169
PARAGUAY	60	187	61	POLAND	11 307	30 625	10 723
URUGUAY	320	1 457	517	CZECHOSLOVA	14 299	36 092	12 409
ARGENTINA	1 833	12 844	4 538	HUNGARY	12 132	26 472	9 115
CYPRUS	1 172	1 850	665	ROMANIA	108	213	75
LEBANON	1 422	3 180	1 133	BULGARIA	7 066	14 586	4 878
SYRIA	1 316	5 171	1 782	ALBANIA	269	486	162
IRAQ	22 679	37 693	13 118	CANARY IS	136	433	149
IRAN	27 262	50 910	17 967	MOROCCO	12 069	20 902	7 577
ISRAEL	9 400	30 461	10 611	ALGERIA	37 990	47 893	16 907
JORDAN	2 103	4 850	1 723	TUNISIA	2 916	5 321	1 890
SAUDI ARABIA	18 820	49 900	17 733	LIBYA	19 737	28 553	10 195
KUWAIT	3 002	6 975	3 195	EGYPT	35 114	51 855	18 225
BAHRAIN	1 658	10 072	3 614	SUDAN	3 743	4 855	1 766
QATAR	221	2 438	854	MAURITANIA	2 501	7 883	2 974
ARAB EMIRAT	4 551	10 863	3 833	NIGER	92	157	57
OMAN	1 915	3 508	1 243	SENEGAL	156	324	116
NORTH YEMEN	91	479	167	GUINEA	729	1 121	391
SOUTH YEMEN	483	1 233	441	SIERRA LEONE	222	382	132
AFGHANISTAN	30	309	108	LIBERIA	2 432	3 423	1 216
PAKISTAN	3 123	11 758	4 201	IVORY COAST	115	199	72
INDIA	18 891	60 495	21 724	GHANA	2 377	2 132	763
BANGLADESH	48	436	154	TOGO	168	324	110
SRI LANKA	846	2 785	973	BENIN	456	740	248
NEPAL	342	845	282	NIGERIA	4 510	8 618	3 061
BURMA	1 313	6 912	2 464	CAMEROON	2 218	3 450	1 250
THAILAND	3 680	12 258	4 345	GABON	267	408	151
VIETNAM	37	321	112	CONGO	146	194	64
INDONESIA	6 890	22 850	8 038				

6 IMPORTS AND EXPORTS (SPECIAL TRADE) BY GROUPS OF THE SITC-REV. 11 AND BY COUNTRIES OF PRODUCTION AND CONSUMPTION 1984

GROUP COUNTRY	DT * 100 KG	1 000 DM	1 000 \$	GROUP COUNTRY	DT * 100 KG	1 000 DM	1 000 \$
ZAIRE	1 638	3 106	1 103	REP S AFRICA	552	447	152
RWANDA	44	95	30	USA	15 769	155 139	54 612
BURUNDI	339	197	73	CANADA	666	2 706	942
ANGOLA	359	646	217	BRAZIL	709	4 195	1 504
ETHIOPIA	521	981	348	ISRAEL	320	1 471	513
DJIBOUTI	646	1 090	413	SAUDI ARABIA	72	92	33
SOMALIA	87	186	67	INDIA	182	177	63
KENYA	1 048	1 970	685	THAILAND	76	91	34
UGANDA	960	935	326	MALAYSIA	21	132	47
TANZANIA	789	627	226	CHINA	402	107	37
MOZAMBIQUE	92	255	96	SOUTH KOREA	877	1 435	503
REUNION	248	484	169	JAPAN	10 427	62 961	22 258
ZAMBIA	400	963	333	TAIWAN	3 360	5 131	1 810
ZIMBABWE	1 166	2 263	855	HONG KONG	701	1 024	361
REP S AFRICA	60 298	92 099	32 299	AUSTRALIA	100	500	178
BOTSWANA	61	204	73				
USA	259 915	312 170	108 625	EXPORTS	1 181 995	4 879 025	1 712 870
CANADA	21 465	31 716	11 043	FRANCE	117 303	506 388	177 781
MEXICO	8 706	13 076	4 535	BELGIUM LUX	63 893	202 647	71 333
GUATEMALA	44	153	54	NETHERLANDS	81 154	286 983	101 133
COSTA RICA	181	235	84	ITALY	51 394	204 074	71 564
PANAMA	441	598	210	UNITED KINGDOM	74 706	353 699	124 480
CUBA	17	134	47	IRELAND	14 667	27 355	9 736
HAITI	143	150	55	DENMARK	23 225	88 621	31 140
BAHAMAS	111	150	51	GREECE	12 507	34 412	12 059
DOMINIC REP	127	332	117	ICELAND	721	2 344	829
GUADELOUPE	135	160	59	FAROE IS	66	96	34
JAMAICA	179	216	76	NORWAY	23 080	69 932	24 578
TRINIDAD TOB	871	1 193	443	SWEDEN	34 997	121 332	42 693
NETH ANTILL	53	134	45	FINLAND	21 998	76 441	26 775
COLOMBIA	2 803	5 524	1 998	SWITZERLAND	72 045	238 250	84 084
VENEZUELA	4 897	11 474	3 994	AUSTRIA	79 356	214 286	75 184
GUYANA	205	431	149	PORTUGAL	4 236	16 684	5 878
SURINAME	417	405	144	SPAIN	15 232	82 234	29 282
FRENCH GUIAN	297	263	93	ANDORRA	76	112	40
ECUADOR	1 189	2 107	736	MALTA	312	1 297	451
PERU	1 015	2 906	1 046	YUGOSLAVIA	8 571	56 197	19 773
BRAZIL	6 434	9 733	3 465	TURKEY	8 535	36 491	12 752
CHILE	4 623	4 751	1 672	SOVIET UNION	30 234	215 713	75 675
BOLIVIA	242	501	170	POLAND	5 113	28 055	9 847
URUGUAY	132	316	111	CZECHOSLOVIA	7 001	50 265	17 375
ARGENTINA	1 434	2 872	989	HUNGARY	5 933	39 939	13 648
CYPRUS	1 418	2 480	863	ROMANIA	89	831	278
LEBANON	5 972	6 418	2 341	BULGARIA	3 845	26 744	9 149
SYRIA	8 569	13 101	4 571	CANARY IS	1 110	4 252	1 508
IRAQ	25 812	34 923	12 287	MOROCCO	1 096	7 162	2 502
IRAN	38 563	64 364	22 937	ALGERIA	4 556	21 816	7 842
ISRAEL	22 303	41 305	14 188	TUNISIA	1 916	9 965	3 551
JORDAN	4 815	6 614	2 357	LIBYA	18 636	42 793	14 994
SAUDI ARABIA	65 757	110 324	39 060	EGYPT	19 730	73 808	26 019
KUWAIT	15 810	21 955	7 645	SUDAN	726	2 109	780
BAHRAIN	1 267	2 525	902	MALI	28	102	34
QATAR	344	721	247	UPPER VOLTA	59	387	136
ARAB EMIRAT	7 374	11 192	3 918	NIGER	82	328	117
OMAN	7 548	9 111	3 241	CHAD	71	251	89
NORTH YEMEN	743	2 213	773	CAPE VERDE	17	86	31
SOUTH YEMEN	90	197	69	SENEGAL	80	620	220
PAKISTAN	2 927	4 834	1 673	GAMBIA	60	125	41
INDIA	14 545	27 889	9 851	GUINEA	120	249	85
BANGLADESH	958	1 714	601	SIERRA LEONE	51	209	77
SRI LANKA	1 351	2 009	680	LIBERIA	105	777	281
BURMA	68	148	52	IVORY COAST	407	2 783	984
THAILAND	4 570	5 543	1 955	GHANA	1 591	6 827	2 431
INDONESIA	49 094	74 904	26 407	TOGO	33	250	86
MALAYSIA	10 965	16 132	5 568	BENIN	28	102	34
SINGAPORE	14 066	22 609	7 940	NIGERIA	2 724	15 512	5 371
PHILIPPINES	508	1 496	520	CAMEROON	1 231	8 171	2 894
CHINA	11 843	14 574	5 131	CENT AFR REP	9	78	30
SOUTH KOREA	17 909	33 449	11 881	S TOME PRINC	16	85	30
JAPAN	12 074	18 908	6 625	GABON	1 891	6 052	2 133
TAIWAN	13 590	21 658	7 247	CONGO	450	1 282	448
HONG KONG	13 410	22 809	8 196	ZAIRE	318	2 284	796
MACAO	253	1 010	353	BURUNDI	297	1 032	379
AUSTRALIA	22 435	36 540	12 838	ANGOLA	63	247	84
NEW ZEALAND	2 072	3 028	1 046	ETHIOPIA	253	1 001	338
NEW CALEDON	62	108	37	SOMALIA	258	1 955	679
FR POLYNESIA	158	159	59	KENYA	265	447	146
745 NONELEC MACHY. TOOLS NES				UGANDA	1 842	10 745	3 635
IMPORTS	350 215	1 133 358	398 093	TANZANIA	200	582	204
FRANCE	39 199	71 724	25 199	SEYCHELLES	373	2 398	822
BELGIUM LUX	13 012	24 432	8 623	MOZAMBIQUE	21	260	91
NETHERLANDS	40 599	95 548	33 651	MADAGASCAR	22	102	33
ITALY	54 965	211 358	73 841	REUNION	68	684	237
UNITED KINGDOM	14 911	83 720	29 359	MAURITIUS	100	514	176
IRELAND	14 558	14 442	5 122	ZAMBIA	50	427	143
DENMARK	22 652	43 624	15 381	ZIMBABWE	2 242	7 414	2 618
GREECE	446	693	246	MALAWI	187	1 772	620
NORWAY	3 016	6 284	2 187	REP S AFRICA	45	204	72
SWEDEN	22 000	91 355	31 935	BOTSWANA	26 460	113 582	39 801
FINLAND	5 082	9 685	3 377	USA	763	415	145
SWITZERLAND	45 314	186 635	65 633	CANADA	108 961	594 449	208 600
AUSTRIA	27 474	44 952	15 827	MEXICO	14 189	80 286	28 363
PORTUGAL	69	267	93	GUATEMALA	1 618	15 261	5 229
SPAIN	2 120	5 086	1 808	HONDURAS	837	2 557	895
MALTA	29	271	96	EL SALVADOR	430	1 975	661
YUGOSLAVIA	2 790	2 329	824	NICARAGUA	263	1 109	385
TURKEY	89	92	34	PANAMA	26	299	108
POLAND	1 536	1 244	427	COSTA RICA	442	3 009	1 069
CZECHOSLOVIA	3 769	1 848	645	CUBA	879	3 029	1 075
HUNGARY	1 866	1 650	567	HAITI	244	1 574	550
BULGARIA	147	185	61	DOMINIC REP	22	92	31
				GUADELOUPE	109	493	172
					96	531	178

6 IMPORTS AND EXPORTS (SPECIAL TRADE) BY GROUPS OF THE SITC-REV. 11 AND BY COUNTRIES OF PRODUCTION AND CONSUMPTION 1984

GROUP COUNTRY	DT * 100 KG	1 000 DM	1 000 \$	GROUP COUNTRY	DT = 100 KG	1 000 DM	1 000 \$
DOMINICA	27	144	49	BRAZIL	11 073	16 369	5 764
MARTINIQUE	56	244	82	ARGENTINA	7	167	59
JAMAICA	138	1 102	387	LEBANON	1	150	51
ST VINCENT	52	174	59	SYRIA	8	130	45
BARBADOS	79	243	85	IRAQ	55	344	122
TRINIDAD TOB	551	3 575	1 263	IRAN	5	195	71
NETH ANTILL	79	325	114	ISRAEL	1 527	2 708	956
COLOMBIA	2 556	15 488	5 543	JORDAN	103	295	99
VENEZUELA	2 637	25 511	8 769	SAUDI ARABIA	198	3 076	1 073
SURINAME	167	586	202	KUWAIT	17	836	290
FRENCH GUIAN	36	188	62	ARAB EMIRAT	46	167	60
ECUADOR	847	4 911	1 708	NORTH YEMEN		91	30
PERU	784	4 176	1 437	INDIA	1 276	2 223	773
BRAZIL	1 067	6 145	2 115	THAILAND	78	4 898	1 617
CHILE	2 360	12 448	4 417	MALAYSIA	556	1 147	417
BOLIVIA	127	1 142	402	SINGAPORE	2 479	20 074	7 063
PARAGUAY	106	484	162	CHINA	3 376	2 146	758
URUGUAY	125	1 019	359	SOUTH KOREA	1 113	2 154	753
ARGENTINA	2 640	10 224	3 610	JAPAN	153 494	238 734	83 958
CYPRUS	600	2 242	785	TAIWAN	1 551	3 564	1 251
LEBANON	1 495	5 679	1 961	HONG KONG	341	1 695	585
SYRIA	2 200	7 143	2 488	AUSTRALIA	825	2 126	763
IRAQ	4 790	21 178	7 387	NEW ZEALAND	55	246	87
IRAN	12 802	66 181	23 482	EXPORTS	4 096 840	8 770 778	3 090 425
ISRAEL	8 076	36 253	12 923	FRANCE	500 419	1 011 752	357 149
JORDAN	1 472	6 787	2 414	BELGIUM LUX	291 714	459 301	161 967
SAUDI ARABIA	40 202	79 042	27 845	NETHERLANDS	345 362	672 270	236 538
KUWAIT	4 474	10 405	3 647	ITALY	305 289	764 310	269 897
BAHRAIN	2 606	8 023	2 927	UNTD KINGDOM	329 141	627 526	221 012
QATAR	484	2 245	789	IRELAND	5 875	25 664	9 029
ARAB EMIRAT	9 683	19 098	6 734	DENMARK	108 842	216 957	76 163
OMAN	956	3 424	1 208	GREECE	22 124	62 856	22 236
NORTH YEMEN	1 412	6 723	2 409	ICELAND	1 350	3 970	1 396
SOUTH YEMEN	153	1 174	393	FAROE IS	29	83	30
AFGHANISTAN	616	797	275	NORWAY	45 367	122 530	43 140
PAKISTAN	3 299	12 490	4 412	SWEDEN	268 293	460 644	162 470
INDIA	6 601	19 950	6 928	FINLAND	64 382	142 616	50 202
BANGLADESH	215	1 122	374	SWITZERLAND	185 275	489 953	172 230
SRI LANKA	2 080	6 363	2 235	AUSTRIA	259 268	547 907	192 913
NEPAL	27	472	172	PORTUGAL	13 756	41 731	14 732
BURMA	529	1 091	390	SPAIN	86 518	170 955	60 369
THAILAND	13 497	37 638	12 936	MALTA	644	4 157	1 432
VIETNAM	93	891	303	YUGOSLAVIA	53 616	140 860	49 370
INDONESIA	10 059	56 250	19 403	TURKEY	30 919	70 952	24 928
MALAYSIA	4 631	20 015	7 152	SOVIETUNION	47 202	153 019	54 417
BRUNEI	28	198	69	POLAND	26 414	64 264	22 482
SINGAPORE	5 215	23 347	8 092	CZECHOSLOVA	13 284	62 930	21 966
PHILIPPINES	1 242	7 721	2 731	HUNGARY	25 015	82 757	28 967
MONGOLIA	40	506	170	ROMANIA	3 318	10 367	3 670
CHINA	15 420	59 788	20 941	BULGARIA	12 634	37 646	13 176
NORTH KOREA	147	1 468	515	ALBANIA	99	297	100
SOUTH KOREA	5 710	27 832	9 678	CANARY IS	356	1 582	552
JAPAN	9 522	66 073	22 928	MOROCCO	2 695	6 288	2 230
TAIWAN	7 505	25 331	8 898	CEUTA MEL	21	133	49
HONG KONG	1 690	7 751	2 687	ALGERIA	20 257	48 507	16 978
AUSTRALIA	15 129	78 963	27 520	TUNISIA	1 037	5 379	1 896
PAPUA NEW G	268	1 661	565	LIBYA	5 975	19 379	6 745
NEW ZEALAND	2 987	17 015	5 902	EGYPT	14 652	37 701	13 441
NEW CALEDON	105	350	118	SUDAN	456	2 162	756
FIJI	31	138	47	MAURITANIA	16	314	112
TONGA	50	185	65	MALI	41	204	69
WEST SAMOA	66	386	135	SENEGAL	113	384	132
FR POLYNESIA	187	642	224	GUINEA	181	574	200
749 NONELEC MACH PTS.ACC NES				SIERRA LEONE	83	192	62
IMPORTS	1 878 582	3 526 399	1 240 984	LIBERIA	1 497	3 010	1 065
FRANCE	285 267	485 942	171 036	IVORY COAST	429	1 592	563
BELGIUM LUX	66 741	122 469	43 031	GHANA	180	846	301
NETHERLANDS	141 222	258 021	91 066	TOGO	129	240	81
ITALY	335 541	547 283	192 845	BENIN	39	143	47
UNTD KINGDOM	166 181	314 063	110 329	NIGERIA	1 359	7 849	2 787
IRELAND	4 159	9 552	3 362	CAMEROON	255	904	322
DENMARK	49 728	130 179	45 796	GABON	251	1 505	517
GREECE	1 214	1 764	616	CONGO	28	145	47
ICELAND	1	76	30	ZAIRE	755	2 285	792
NORWAY	4 209	8 479	2 952	RWANDA	21	150	51
SWEDEN	102 432	165 541	58 308	BURUNDI	48	173	60
FINLAND	10 891	17 031	5 962	ANGOLA	186	1 036	364
SWITZERLAND	149 426	387 923	136 601	ETHIOPIA	970	1 642	574
AUSTRIA	116 926	199 140	70 079	SOMALIA	50	103	36
PORTUGAL	6 712	20 345	7 224	KENYA	895	3 513	1 241
SPAIN	40 437	42 456	15 002	UGANDA	121	605	204
MALTA	38	757	274	TANZANIA	587	1 428	507
YUGOSLAVIA	54 520	32 451	11 324	MOZAMBIQUE	28	144	47
TURKEY	5 585	1 372	487	MADAGASCAR	16	176	59
SOVIETUNION	7 462	4 987	1 736	REUNION	14	96	32
POLAND	16 908	10 648	3 739	MAURITIUS	91	380	127
CZECHOSLOVA	28 905	16 291	5 741	ZAMBIA	216	995	352
HUNGARY	21 946	26 496	9 327	ZIMBABWE	839	1 582	575
ROMANIA	9 167	8 637	3 048	REP S AFRICA	46 773	154 584	54 687
BULGARIA	666	1 048	368	USA	443 467	705 194	248 505
MOROCCO	3	140	47	CANADA	44 709	110 756	39 014
ALGERIA	58	334	117	MEXICO	29 486	37 487	13 232
EGYPT	38	537	192	GUATEMALA	107	628	217
NIGERIA	59	182	65	HONDURAS	103	448	161
KENYA	28	112	42	EL SALVADOR	160	967	332
MAURITIUS	84	115	42	NICARAGUA	89	354	128
REP S AFRICA	123	669	237	COSTA RICA	225	834	292
USA	68 982	384 355	135 045	PANAMA	5 110	11 459	4 056
CANADA	3 389	21 429	7 557	CUBA	715	2 528	888
MEXICO	236	580	204	HAITI	25	103	35
PANAMA	885	698	239	DOMINIC REP	49	310	108
				GUADELOUPE	20	174	58

6 IMPORTS AND EXPORTS (SPECIAL TRADE) BY GROUPS OF THE SITC-REV. 11 AND BY COUNTRIES OF PRODUCTION AND CONSUMPTION 1984

GROUP COUNTRY	DT * 100 KG	1 000 DM	1 000 \$	GROUP COUNTRY	DT * 100 KG	1 000 DM	1 000 \$
MARTINIQUE	39	125	40	NORWAY	3 392	21 762	7 617
JAMAICA	40	214	76	SWEDEN	3 946	30 493	10 730
BARBADOS	32	124	37	FINLAND	3 134	18 593	6 489
TRINIDAD TOB	356	1 095	385	SWITZERLAND	8 333	57 027	20 254
NETH ANTILL	228	979	348	AUSTRIA	4 994	35 708	12 515
COLOMBIA	1 211	4 604	1 634	PORTUGAL	555	2 393	844
VENEZUELA	6 328	19 313	6 750	SPAIN	4 047	26 479	9 179
SURINAME	333	636	224	ANDORRA	7	94	34
ECUADOR	672	3 786	1 348	MALTA	32	300	109
PERU	1 256	3 853	1 346	YUGOSLAVIA	964	7 355	2 620
BRAZIL	25 133	74 024	25 604	TURKEY	540	3 725	1 299
CHILE	3 116	10 801	3 778	SOVIETUNION	343	3 314	1 143
BOLIVIA	1 013	2 171	746	POLAND	89	1 126	396
PARAGUAY	80	196	65	CZECHOSLOVA	348	3 388	1 131
URUGUAY	281	1 092	379	HUNGARY	335	1 869	640
ARGENTINA	10 541	34 135	11 933	BULGARIA	129	2 571	885
CYPRUS	3 800	8 374	2 969	CANARY IS	258	769	262
LEBANON	7 377	17 005	5 910	MOROCCO	511	1 716	599
SYRIA	8 222	17 110	5 995	ALGERIA	174	773	277
IRAQ	11 117	30 853	10 668	TUNISIA	314	3 426	1 214
IRAN	36 654	97 811	34 663	LIBYA	441	3 054	1 034
ISRAEL	11 609	46 825	16 466	EGYPT	933	6 608	2 280
JORDAN	6 048	14 279	5 041	SUDAN	84	573	200
SAUDI ARABIA	60 853	139 785	49 842	SENEGAL	64	249	88
KUWAIT	10 654	26 225	9 218	LIBERIA	10	129	48
BAHRAIN	1 953	4 613	1 615	IVORY COAST	79	361	127
QATAR	682	3 189	1 095	GHANA	13	111	38
ARAB EMIRAT	9 326	27 081	9 547	TOGO	26	159	56
OMAN	2 378	5 186	1 821	NIGERIA	132	1 546	548
NORTH YEMEN	126	586	203	CAMEROON	180	822	290
SOUTH YEMEN	37	223	80	GABON	78	445	151
AFGHANISTAN	226	742	265	CONGO	15	114	38
PAKISTAN	3 091	8 604	3 031	ZAIRE	59	384	135
INDIA	41 823	102 208	36 167	RWANDA	30	198	68
BANGLADESH	190	1 262	433	ANGOLA	58	301	106
SRI LANKA	597	1 850	644	ETHIOPIA	205	822	289
NEPAL	21	283	102	DJIBOUTI	18	149	51
BURMA	989	2 423	853	SOMALIA	11	104	35
THAILAND	3 615	10 496	3 696	KENYA	153	847	292
VIETNAM	96	340	126	TANZANIA	51	332	112
INDONESIA	9 209	22 186	7 963	REUNION	46	293	102
MALAYSIA	4 117	14 972	5 274	ZAMBIA	35	332	117
BRUNEI	98	436	153	ZIMBABWE	50	401	140
SINGAPORE	36 219	85 125	30 032	MALAWI	34	179	62
PHILIPPINES	715	6 075	2 105	REP S AFRICA	3 088	26 706	9 268
CHINA	4 868	23 733	8 364	USA	51 306	280 747	98 297
NORTH KOREA	121	575	193	CANADA	3 209	20 788	7 316
SOUTH KOREA	21 125	30 002	10 650	MEXICO	442	3 722	1 286
JAPAN	21 777	85 839	30 287	GUATEMALA	26	118	40
TAIWAN	6 774	25 426	8 872	EL SALVADOR	53	140	48
HONG KONG	11 757	24 888	8 650	COSTA RICA	57	201	68
AUSTRALIA	32 129	87 499	30 804	PANAMA	158	807	262
PAPUA NEW G	99	174	59	CUBA	51	204	71
NEW ZEALAND	3 233	9 982	3 565	HAITI	19	115	38
NEW CALEDON	33	214	75	MARTINIQUE	14	104	32
N ZEAL OCEAN	5	106	34	JAMAICA	11	102	36
FIJI	46	106	36	BARBADOS	17	103	35
FR POLYNESIA	72	531	177	TRINIDAD TOB	67	388	139
751 OFFICE MACHINES				NETH ANTILL	57	236	81
IMPORTS	301 676	1 679 710	591 102	COLOMBIA	165	818	298
FRANCE	4 311	24 938	8 836	VENEZUELA	742	3 542	1 229
BELGIUM LUX	655	5 929	2 087	ECUADOR	25	154	55
NETHERLANDS	27 084	168 802	59 764	PERU	390	1 813	619
ITALY	8 839	70 370	24 615	BRAZIL	36	242	82
UNTD KINGDOM	12 702	78 590	27 778	CHILE	454	2 442	854
IRELAND	303	7 636	2 857	BOLIVIA	37	259	87
DENMARK	700	3 521	1 251	PARAGUAY	27	183	63
NORWAY	230	1 876	672	URUGUAY	34	158	55
SWEDEN	2 319	26 477	9 313	ARGENTINA	227	1 694	588
FINLAND	36	310	109	CYPRUS	114	660	232
SWITZERLAND	2 303	27 052	9 524	LEBANON	199	1 082	375
AUSTRIA	308	1 595	553	SYRIA	229	1 021	352
SPAIN	538	1 231	436	IRAQ	129	844	295
YUGOSLAVIA	6 440	11 571	4 099	IRAN	570	3 104	1 059
POLAND	267	329	115	ISRAEL	468	3 075	1 076
CZECHOSLOVA	625	454	160	JORDAN	170	942	330
HUNGARY	717	2 038	749	SAUDI ARABIA	1 576	5 767	2 019
BULGARIA	743	1 102	379	KUWAIT	441	4 314	1 530
TUNISIA	1 514	963	343	BAHRAIN	115	521	185
USA	21 182	240 591	84 565	QATAR	41	182	63
CANADA	552	7 312	2 562	ARAB EMIRAT	361	1 644	577
MEXICO	2 033	7 615	2 707	OMAN	300	1 834	634
BRAZIL	652	1 745	613	NORTH YEMEN	23	179	57
ISRAEL	37	1 619	578	SOUTH YEMEN	30	140	48
SINGAPORE	4 043	22 189	7 907	AFGHANISTAN	16	105	37
SOUTH KOREA	591	6 243	2 162	PAKISTAN	170	810	282
JAPAN	192 484	889 788	312 717	INDIA	68	502	174
TAIWAN	4 933	41 706	14 594	BANGLADESH	289	640	221
HONG KONG	4 463	25 628	8 878	SRI LANKA	50	312	107
EXPORTS	247 880	1 473 875	517 513	THAILAND	1 470	8 567	2 991
FRANCE	38 411	235 707	82 951	INDONESIA	883	2 927	1 023
BELGIUM LUX	8 074	49 739	17 514	MALAYSIA	1 067	5 808	2 021
NETHERLANDS	22 839	128 097	44 986	SINGAPORE	2 393	10 760	3 760
ITALY	18 695	123 828	43 716	PHILIPPINES	76	203	70
UNTD KINGDOM	35 915	192 196	67 957	CHINA	106	3 536	1 191
IRELAND	366	1 682	601	SOUTH KOREA	192	1 282	458
DENMARK	7 299	44 830	15 716	JAPAN	1 016	8 716	3 032
GREECE	923	5 324	1 880	TAIWAN	67	446	152
ICELAND	102	680	237	HONG KONG	1 966	7 908	2 715
				AUSTRALIA	4 115	23 882	8 260
				PAPUA NEW G	13	87	33
				NEW ZEALAND	170	686	245
				NEW CALEDON	53	303	108
				FR POLYNESIA	34	209	76

6 IMPORTS AND EXPORTS (SPECIAL TRADE) BY GROUPS OF THE SITC-REV. 11 AND BY COUNTRIES OF PRODUCTION AND CONSUMPTION 1984

GROUP COUNTRY	DT * 100 KG	1 000 DM	1 000 \$	GROUP COUNTRY	DT * 100 KG	1 000 DM	1 000 \$
752 AUTOMATIC DATA PROC EQUIP							
IMPORTS	342 690	7 123 006	2 485 826	BRAZIL	38	2 642	937
FRANCE	16 769	506 197	177 216	CHILE	157	1 657	575
BELGIUM LUX	6 657	118 638	41 784	BOLIVIA	3	104	38
NETHERLANDS	15 095	331 347	114 484	PARAGUAY	14	230	78
ITALY	26 978	385 881	134 155	URUGUAY	25	548	188
UNTD KINGDOM	60 584	1 186 297	413 199	ARGENTINA	265	6 138	2 147
IRELAND	14 394	401 212	139 640	CYPRUS	49	799	285
DENMARK	1 652	39 482	13 890	LEBANON	106	2 611	880
GREECE	47	869	289	SYRIA	109	8 951	3 214
NORWAY	3 014	46 708	16 251	IRAQ	58	2 508	865
SWEDEN	14 819	268 827	94 290	IRAN	79	1 937	685
FINLAND	898	7 296	2 629	ISRAEL	1 622	35 695	12 454
SWITZERLAND	1 872	43 833	15 346	JORDAN	58	1 056	376
AUSTRIA	2 142	32 284	11 290	SAUDI ARABIA	511	17 901	6 397
PORTUGAL	1 089	11 572	4 048	KUWAIT	378	8 623	3 058
SPAIN	5 357	259 982	89 741	BAHRAIN	85	1 634	568
YUGOSLAVIA	40	172	60	QATAR	35	618	223
TURKEY	1	99	36	ARAB EMIRAT	226	3 563	1 243
SOVIETUNION	13	213	73	OMAN	102	2 193	786
CZECHOSLOVA	2	168	62	PAKISTAN	164	2 786	942
HUNGARY	27	343	122	INDIA	247	8 805	3 123
ROMANIA	71	553	194	SRI LANKA	23	518	176
LIBYA	2	258	88	THAILAND	99	1 659	580
NIGERIA	1	240	84	INDONESIA	124	5 638	1 957
REP S AFRICA	34	910	319	MALAYSIA	254	5 519	1 966
USA	80 846	2 337 095	818 500	SINGAPORE	704	15 039	5 241
CANADA	963	19 142	6 699	PHILIPPINES	79	8 887	3 060
BRAZIL	44	869	320	CHINA	649	20 960	7 344
ARGENTINA	2 466	25 476	8 757	SOUTH KOREA	231	13 601	4 518
ISRAEL	347	15 290	5 220	JAPAN	912	20 085	7 054
SAUDI ARABIA	9	192	69	TAIWAN	86	2 005	700
INDIA	18	291	101	HONG KONG	755	22 153	7 465
SINGAPORE	973	31 797	11 008	AUSTRALIA	2 714	45 287	15 717
SOUTH KOREA	2 506	14 269	4 773	NEW ZEALAND	240	3 645	1 268
JAPAN	67 983	862 583	301 478	NEW CALEDON	6	111	37
TAIWAN	8 354	62 421	21 526	FIJI	5	267	101
HONG KONG	6 600	108 954	37 660	759 OFFICE & ADP MCH PTS.ACC			
AUSTRALIA	14	726	243	IMPORTS	198 218	4 704 672	1 645 304
EXPORTS	279 675	5 687 274	1 990 044	FRANCE	18 480	624 419	218 047
FRANCE	50 013	911 685	318 412	BELGIUM LUX	4 709	89 026	31 266
BELGIUM LUX	13 677	274 044	96 195	NETHERLANDS	14 070	289 639	100 709
NETHERLANDS	21 160	393 021	137 388	ITALY	15 839	262 014	90 942
ITALY	36 020	577 156	202 334	UNTD KINGDOM	21 453	428 756	150 515
UNTD KINGDOM	46 962	989 042	347 377	IRELAND	4 570	234 565	82 849
IRELAND	6 443	288 064	100 096	DENMARK	1 205	15 596	5 490
DENMARK	7 993	156 907	54 751	GREECE	19	740	265
GREECE	767	14 132	4 883	NORWAY	402	10 780	3 745
ICELAND	134	2 901	1 022	SWEDEN	4 920	91 048	32 079
NORWAY	4 190	80 622	28 105	FINLAND	261	5 865	2 043
SWEDEN	8 702	174 608	60 777	SWITZERLAND	4 856	72 066	25 488
FINLAND	5 114	93 446	32 762	AUSTRIA	2 714	79 471	27 905
SWITZERLAND	15 821	342 492	119 597	PORTUGAL	1 679	45 957	16 233
AUSTRIA	12 854	280 992	98 285	SPAIN	1 425	41 275	14 657
PORTUGAL	1 516	33 189	11 716	YUGOSLAVIA	25	775	284
SPAIN	11 865	194 364	67 830	POLAND	5	187	61
MALTA	14	317	110	HUNGARY	1 956	2 185	772
YUGOSLAVIA	1 967	35 511	12 112	MOROCCO	5	655	230
TURKEY	662	14 000	4 819	REP S AFRICA	79	2 593	908
SOVIETUNION	474	26 770	9 568	USA	50 918	1 584 865	555 065
POLAND	125	2 827	979	CANADA	2 428	38 431	13 708
CZECHOSLOVA	436	13 462	4 581	MEXICO	29	829	286
HUNGARY	460	11 370	3 994	BRAZIL	9	458	160
ROMANIA	14	1 088	357	ARGENTINA	32	1 738	620
BULGARIA	254	5 672	1 958	ISRAEL	92	18 597	6 539
CANARY IS	7	182	62	SAUDI ARABIA	3	696	234
MOROCCO	177	3 250	1 119	THAILAND		198	64
ALGERIA	212	6 790	2 386	INDONESIA	32	1 476	510
TUNISIA	31	561	207	MALAYSIA	63	4 137	1 438
LIBYA	84	2 278	813	SINGAPORE	3 340	122 932	42 473
EGYPT	450	8 095	2 792	SOUTH KOREA	67	4 583	1 614
SUDAN	23	585	204	JAPAN	35 427	448 182	156 229
LIBERIA	4	187	67	TAIWAN	2 767	72 041	23 729
IVORY COAST	22	375	137	HONG KONG	4 234	103 642	36 664
NIGERIA	24	609	209	AUSTRALIA	73	3 554	1 243
CAMEROON	3	108	39	EXPORTS	173 446	3 952 976	1 388 489
CONGO	12	110	41	FRANCE	22 637	630 999	292 307
ZAIRE	92	1 027	355	BELGIUM LUX	6 537	139 974	49 270
ETHIOPIA	21	556	183	NETHERLANDS	40 975	396 050	138 838
KENYA	18	351	124	ITALY	11 329	319 325	111 740
TANZANIA		95	34	UNTD KINGDOM	20 796	522 190	184 123
ZAMBIA	12	315	110	IRELAND	6 831	107 016	37 790
ZIMBABWE	28	655	225	DENMARK	1 986	45 086	15 831
REP S AFRICA	5 007	105 251	36 862	GREECE	209	4 937	1 719
BOTSWANA	3	241	91	ICELAND	19	937	339
USA	12 964	326 278	115 323	NORWAY	1 549	36 428	13 475
CANADA	717	12 555	4 438	SWEDEN	10 942	152 903	53 963
MEXICO	241	4 866	1 685	FINLAND	788	27 417	9 701
GUATEMALA	5	103	37	SWITZERLAND	4 310	102 870	36 176
HONDURAS	36	566	202	AUSTRIA	6 705	120 571	42 232
EL SALVADOR	24	330	117	PORTUGAL	987	8 349	2 958
COSTA RICA	7	383	139	SPAIN	4 444	450 194	157 192
PANAMA	128	4 051	1 341	YUGOSLAVIA	651	12 578	4 412
BAHAMAS	1	104	37	TURKEY	59	2 592	903
JAMAICA	23	390	135	SOVIETUNION	285	7 818	2 683
TRINIDAD TOB	2	128	47	POLAND	429	2 186	758
COLOMBIA	159	5 831	2 084	CZECHOSLOVA	119	4 126	1 430
VENEZUELA	189	3 910	1 408	HUNGARY	399	4 865	1 677
ECUADOR	14	356	128	ROMANIA	1	139	51
PERU	15	546	194	BULGARIA	68	1 198	414

6 IMPORTS AND EXPORTS (SPECIAL TRADE) BY GROUPS OF THE SITC-REV. 11 AND BY COUNTRIES OF PRODUCTION AND CONSUMPTION 1984

GROUP COUNTRY	DT = 100 KG	1 000 DM	1 000 \$	GROUP COUNTRY	DT = 100 KG	1 000 DM	1 000 \$
CANARY IS	6	181	62	EXPORTS	591 756	1 813 245	635 354
MOROCCO	28	1 393	490	FRANCE	48 651	155 303	54 144
ALGERIA	49	2 469	844	BELGIUM LUX	27 846	79 021	27 625
TUNISIA	15	647	233	NETHERLANDS	49 550	142 952	49 930
LIBYA	82	2 428	843	ITALY	185 410	571 157	199 717
EGYPT	72	1 459	512	UNITD KINGDOM	65 713	202 432	72 988
SUDAN	11	183	61	IRELAND	3 413	9 509	3 279
GAMBIA	2	95	31	DENMARK	11 800	37 370	13 042
IVORY COAST	18	338	120	GREECE	9 409	33 886	11 683
GHANA	3	213	73	ICELAND	303	844	292
NIGERIA	27	896	317	NORWAY	12 947	36 160	12 526
CAMEROON	8	160	57	SWEDEN	23 722	61 896	21 582
GABON	5	95	32	FINLAND	4 169	12 317	4 297
CONGO	2	94	35	SWITZERLAND	35 015	111 353	38 807
ZAIRE	8	225	75	AUSTRIA	33 748	98 168	34 491
ANGOLA	13	272	93	PORTUGAL	1 433	4 309	1 493
ETHIOPIA	28	142	52	SPAIN	1 833	6 845	2 418
KENYA	22	371	131	ANDORRA	66	247	87
TANZANIA	13	133	46	GIBRALTAR	46	179	62
REUNION	4	132	46	YUGOSLAVIA	3 913	19 436	6 863
ZAMBIA	22	179	59	TURKEY	18 794	56 392	19 895
ZIMBABWE	14	276	95	SOVIETUNION	417	2 369	828
REP S AFRICA	937	37 341	13 255	POLAND	348	1 407	479
USA	20 312	404 314	142 402	CZECHOSLOVA	807	3 326	1 195
CANADA	858	15 361	5 423	HUNGARY	1 208	5 043	1 744
MEXICO	100	960	327	ROMANIA	22	135	48
GUATEMALA	1	119	40	BULGARIA	721	3 240	1 131
HONDURAS	2	84	30	CANARY IS	1 312	3 469	1 192
COSTA RICA	5	401	141	MOROCCO	409	979	353
PANAMA	1	125	45	CEUTA MEL	500	1 530	520
CUBA	2	152	55	ALGERIA	11	140	50
TRINIDAD TOB	2	211	77	TUNISIA	414	1 236	433
COLOMBIA	26	1 043	368	LIBYA	16	202	74
VENEZUELA	52	1 636	569	EGYPT	1 416	4 384	1 568
ECUADOR	31	319	110	SENEGAL	145	501	176
PERU	5	185	64	NIGERIA	212	934	326
BRAZIL	402	12 030	4 172	CAMEROON	48	216	75
CHILE	12	558	195	GABON	74	242	81
URUGUAY		94	32	CONGO	29	88	32
ARGENTINA	69	2 936	997	ZAIRE	34	141	52
CYPRUS	15	542	189	ANGOLA	4	115	41
LEBANON	10	711	249	KENYA	209	673	233
SYRIA	28	362	127	REUNION	229	693	244
IRAQ	108	2 804	994	ZAMBIA	53	213	76
IRAN	811	7 051	2 449	ZIMBABWE	50	229	79
ISRAEL	223	9 671	3 423	REP S AFRICA	50	555	197
JORDAN	26	580	205	USA	459	3 303	1 161
SAUDI ARABIA	150	12 141	4 439	CANADA	95	400	133
KUWAIT	78	1 798	639	PANAMA	283	406	154
BAHRAIN	15	630	226	GUADELOUPE	25	101	34
QATAR	2	514	185	MARTINIQUE	65	233	77
ARAB EMIRAT	64	1 357	477	BARBADOS	39	105	40
OMAN	16	386	135	ECUADOR	38	111	37
PAKISTAN	7	264	96	URUGUAY	23	113	39
INDIA	145	3 594	1 257	ARGENTINA	98	382	126
SRI LANKA	8	83	30	CYPRUS	3 457	10 979	3 862
THAILAND	57	778	275	LEBANON	742	2 378	808
INDONESIA	3	404	137	SYRIA	66	105	36
MALAYSIA	14	632	224	IRAQ	30	258	90
SINGAPORE	1 785	16 179	5 682	IRAN	534	1 972	668
PHILIPPINES	69	11 218	3 753	ISRAEL	5 935	16 674	5 870
CHINA	142	3 368	1 199	JORDAN	1 675	4 682	1 665
SOUTH KOREA	193	2 922	1 013	SAUDI ARABIA	789	3 064	1 053
JAPAN	1 667	54 792	18 996	KUWAIT	239	860	306
TAIWAN	674	9 443	3 291	BAHRAIN	141	553	192
HONG KONG	173	4 299	1 502	QATAR	110	435	156
AUSTRALIA	580	11 549	4 060	ARAB EMIRAT	1 087	3 791	1 339
NEW ZEALAND	28	486	170	OMAN	341	1 238	440
				PAKISTAN	70	235	86
				INDIA	201	1 013	346
				SRI LANKA	314	726	261
				THAILAND	893	2 618	926
				INDONESIA	2 568	8 015	2 842
				MALAYSIA	1 502	4 748	1 686
				BRUNEI	7	203	74
				SINGAPORE	3 634	10 878	3 674
				CHINA	52	274	91
				NORTH KOREA	15	432	157
				JAPAN	64	354	125
				TAIWAN	672	2 471	864
				HONG KONG	16 590	47 850	15 976
				AUSTRALIA	2 247	8 743	3 081
761 TELEVISION RECEIVERS				762 RADIO BROADCAST RECEIVERS			
IMPORTS	334 949	996 495	351 476	IMPORTS	328 581	1 438 765	503 726
FRANCE	11 124	36 440	12 828	FRANCE	8 228	69 203	24 298
BELGIUM LUX	43 784	134 539	48 180	BELGIUM LUX	920	4 083	1 420
NETHERLANDS	44 052	117 821	41 027	NETHERLANDS	9 573	31 076	10 876
ITALY	14 193	41 528	14 792	ITALY	3 523	11 665	3 994
UNITD KINGDOM	13 221	37 646	13 188	UNITD KINGDOM	2 195	7 009	2 485
IRELAND	20	117	43	IRELAND	117	743	255
DENMARK	545	1 673	594	DENMARK	255	1 968	680
GREECE	197	1 201	411	SWEDEN	15	133	47
NORWAY	525	2 173	714	SWITZERLAND	352	3 639	1 263
SWEDEN	14 137	56 590	20 095	AUSTRIA	10 871	50 492	17 557
FINLAND	19 103	51 245	18 255	PORTUGAL	21 053	128 544	45 409
SWITZERLAND	442	1 152	401	SPAIN	13	126	45
AUSTRIA	45 961	133 773	47 853	YUGOSLAVIA	54	379	138
PORTUGAL	10 412	39 509	13 925	SOVIETUNION	605	283	98
SPAIN	7 556	18 870	6 607	POLAND	3 057	4 245	1 455
MALTA	927	3 726	1 296	CZECHOSLOVA	69	120	39
YUGOSLAVIA	124	261	87				
TURKEY	993	2 217	785				
SOVIETUNION	443	619	205				
POLAND	526	465	162				
HUNGARY	6 045	11 021	3 883				
ROMANIA	11 750	10 717	3 626				
USA	71	1 648	578				
CANADA	34	1 087	380				
SINGAPORE	11 292	37 719	13 210				
SOUTH KOREA	7 951	13 446	4 708				
JAPAN	54 875	201 593	70 341				
TAIWAN	3 220	7 398	2 556				
HONG KONG	11 406	30 233	10 724				

6 IMPORTS AND EXPORTS (SPECIAL TRADE) BY GROUPS OF THE SITC-REV. 11 AND BY COUNTRIES OF PRODUCTION AND CONSUMPTION 1984

GROUP COUNTRY	DT = 100 KG	1 000 DM	1 000 \$	GROUP COUNTRY	DT = 100 KG	1 000 DM	1 000 \$
ROMANIA	555	456	151	INDONESIA	11	97	34
REP S AFRICA	2	126	48	MALAYSIA	1 688	6 989	2 463
USA	210	1 768	620	SINGAPORE	1 856	15 296	5 418
CANADA	2 147	17 741	6 281	PHILIPPINES	115	354	116
BRAZIL	53	469	171	SOUTH KOREA	5 431	22 583	7 886
PAKISTAN	20	89	31	JAPAN	238 863	1 964 532	690 167
MALAYSIA	18 309	86 053	30 026	TAIWAN	6 733	29 293	10 309
SINGAPORE	13 649	62 338	22 024	HONG KONG	4 142	12 705	4 476
PHILIPPINES	2 462	8 970	3 164	MACAO	29	215	78
CHINA	67	137	47				
SOUTH KOREA	37 660	145 173	50 797	EXPORTS	145 391	1 318 705	461 150
JAPAN	85 063	487 794	170 438	FRANCE	33 202	331 388	116 180
TAIWAN	63 448	174 211	60 949	BELGIUM LUX	8 143	82 968	29 126
HONG KONG	43 153	135 927	47 601	NETHERLANDS	17 370	163 523	56 826
MACAO	864	3 685	1 290	ITALY	9 395	96 657	33 561
EXPORTS	95 859	585 533	206 868	UNITD KINGDOM	29 427	261 930	92 088
FRANCE	12 272	80 972	28 723	IRELAND	581	7 862	2 659
BELGIUM LUX	12 201	61 230	21 702	DENMARK	2 690	24 310	8 479
NETHERLANDS	18 074	69 268	24 401	GREECE	2 112	19 318	6 629
ITALY	12 979	65 596	23 183	ICELAND	23	245	90
UNITD KINGDOM	9 673	84 949	29 969	NORWAY	941	9 398	3 196
IRELAND	455	1 953	693	SWEDEN	2 096	26 704	9 159
DENMARK	2 936	14 125	5 024	FINLAND	797	8 235	2 853
GREECE	694	3 698	1 288	SWITZERLAND	4 200	32 270	11 182
ICELAND	57	216	77	AUSTRIA	8 098	58 737	20 325
NORWAY	734	9 253	3 322	PORTUGAL	983	8 165	2 798
SWEDEN	3 675	16 412	5 686	SPAIN	6 186	60 342	21 531
FINLAND	1 551	11 517	4 058	ANDORRA	42	497	177
SWITZERLAND	3 702	29 125	10 350	GIBRALTAR	12	106	37
AUSTRIA	5 185	26 304	9 291	YUGOSLAVIA	342	4 954	1 733
PORTUGAL	454	2 719	952	TURKEY	7 512	17 574	6 191
SPAIN	1 941	11 125	3 916	SOVIET UNION	384	8 250	2 866
ANDORRA	97	798	285	POLAND	125	2 766	949
MALTA	38	185	67	CZECHOSLOVA	52	1 740	595
YUGOSLAVIA	818	4 695	1 663	HUNGARY	194	2 264	787
TURKEY	2 019	10 982	3 850	ROMANIA	29	435	149
SOVIET UNION	134	1 400	486	BULGARIA	184	2 923	1 027
POLAND	116	631	220	ALBANIA	5	94	33
CZECHOSLOVA	59	325	112	CANARY IS	151	1 480	522
HUNGARY	283	1 311	461	MOROCCO	24	320	112
ROMANIA	15	89	31	CEUTA MEL	42	339	109
BULGARIA	1 236	4 214	1 485	ALGERIA	5	255	88
CANARY IS	37	345	124	TUNISIA	15	783	261
MOROCCO	49	347	124	LIBYA	80	726	247
CEUTA MEL	30	182	65	EGYPT	176	2 358	859
TUNISIA	33	326	121	SUDAN	14	1 776	595
EGYPT	18	353	125	NIGERIA	4	426	149
NIGERIA	40	281	94	CAMEROON	27	1 591	546
ANGOLA	7	99	34	ANGOLA	4	96	33
REP S AFRICA	500	11 242	4 019	KENYA	12	395	142
USA	1 079	27 823	9 861	REUNION	81	1 128	398
CANADA	65	937	337	ZIMBABWE	10	382	136
COLOMBIA	6	143	51	REP S AFRICA	124	1 780	625
CHILE	53	635	225	USA	5 428	26 727	9 503
CYPRUS	172	671	239	MEXICO	1 614	5 548	1 928
LEBANON	25	179	61	GUADELOUPE	6	94	30
IRAQ	15	802	301	JAMAICA	22	634	225
ISRAEL	215	488	177	TRINIDAD TOB	3	129	42
JORDAN	47	288	98	PERU	50	273	100
SAUDI ARABIA	147	2 181	784	BRAZIL	7	246	87
KUWAIT	20	495	174	CHILE	7	602	220
BAHRAIN	29	161	56	ARGENTINA	8	145	53
QATAR	12	151	52	CYPRUS	58	448	151
ARAB EMIRAT	177	1 257	451	LEBANON	89	1 024	351
OMAN	17	176	66	SYRIA	29	393	133
INDIA	15	107	34	IRAQ	9	614	204
THAILAND	16	251	83	IRAN	80	1 746	635
INDONESIA	17	832	277	JORDAN	10	502	175
MALAYSIA	168	3 003	1 043	ISRAEL	137	2 004	696
SINGAPORE	360	6 134	2 142	SAUDI ARABIA	21	214	73
JAPAN	13	308	106	KUWAIT	147	2 179	764
TAIWAN	308	2 859	995	QATAR	23	2 121	740
HONG KONG	102	1 900	674	ARAB EMIRAT	17	1 312	477
AUSTRALIA	540	5 847	2 050	AFGHANISTAN	61	699	247
				PAKISTAN	9	1 129	435
				INDIA	14	274	97
				MALAYSIA	23	697	243
				SINGAPORE	70	4 256	1 555
				CHINA	264	3 463	1 196
				NORTH KOREA	35	2 169	725
				SOUTH KOREA	34	1 479	541
				JAPAN	47	942	330
				TAIWAN	387	3 169	1 102
				HONG KONG	81	509	184
				AUSTRALIA	180	1 348	460
				NEW ZEALAND	371	2 359	809
				FR POLYNESIA	41	175	63
					9	104	37
763 SOUND RECORDS, PHONOGRPH				764 TELECOM EQPT PTS, ACC NES			
IMPORTS	306 184	2 424 350	851 147	IMPORTS	461 047	3 153 404	1 107 117
FRANCE	1 822	8 946	3 138	FRANCE	48 184	440 603	153 770
BELGIUM LUX	3 077	24 840	8 735	BELGIUM LUX	25 037	127 745	44 722
NETHERLANDS	7 941	48 376	16 829	NETHERLANDS	24 448	215 567	77 064
ITALY	1 628	6 654	2 355	ITALY	35 077	135 787	47 850
UNITD KINGDOM	16 641	144 760	49 713	UNITD KINGDOM	20 183	159 391	56 236
IRELAND	110	741	264	IRELAND	393	8 074	2 842
DENMARK	495	4 159	1 425	DENMARK	23 763	65 244	24 064
NORWAY	217	1 758	618	GREECE	3 314	26 546	9 390
SWEDEN	30	556	206	NORWAY	1 527	13 464	4 712
FINLAND	11	109	39	SWEDEN	4 463	20 949	7 359
SWITZERLAND	410	10 434	3 645				
AUSTRIA	5 851	76 021	27 323				
PORTUGAL	3 776	16 053	5 721				
SPAIN	179	1 775	592				
POLAND	4 175	4 655	1 613				
CZECHOSLOVA	24	95	32				
HUNGARY	282	628	225				
BULGARIA	4	205	75				
REP S AFRICA	13	146	47				
USA	535	19 752	7 009				
CANADA	7	371	131				
ISRAEL	65	531	200				
INDIA	6	257	98				

6 IMPORTS AND EXPORTS (SPECIAL TRADE) BY GROUPS OF THE SITC-REV. II AND BY COUNTRIES OF PRODUCTION AND CONSUMPTION 1984

GROUP COUNTRY	DT * 100 KG	1 000 DM	1 000 \$	GROUP COUNTRY	DT * 100 KG	1 000 DM	1 000 \$
FINLAND	645	5 730	2 021	CAMEROON	75	3 866	1 338
SWITZERLAND	8 566	104 337	36 692	GABON	31	526	173
AUSTRIA	13 210	152 091	53 963	CONGO	12	103	38
PORTUGAL	5 019	12 837	4 535	ZAIRE	96	1 956	683
SPAIN	3 703	21 714	7 673	RWANDA	14	372	130
YUGOSLAVIA	2 244	5 154	1 827	BURUNDI	59	300	105
TURKEY	189	1 748	587	ANGOLA	38	1 301	459
SOVIETUNION	87	335	125	ETHIOPIA	99	1 193	413
POLAND	3 321	2 658	915	DJIBOUTI	10	337	112
CZECHOSLOVA	3 745	1 834	632	SOMALIA	95	134	51
HUNGARY	4 698	5 892	2 039	KENYA	60	1 340	487
ROMANIA	149	94	32	UGANDA	110	2 315	768
BULGARIA	114	196	68	TANZANIA	46	1 034	339
ALGERIA	2	417	140	MADAGASCAR	98	150	48
TUNISIA	2 289	5 529	1 955	REUNION	4	192	66
LIBYA	3	230	87	MAURITIUS	9	201	69
EGYPT	11	663	233	ZAMBIA	25	999	375
SUDAN		120	43	ZIMBABWE	1 258	13 254	4 583
NIGER		126	46	MALAWI	12	326	107
NIGERIA	6	605	212	REP S AFRICA	10 960	282 380	99 522
REP S AFRICA	5	993	350	BOTSWANA	302	4 808	1 728
USA	15 792	405 579	143 888	USA	16 576	233 306	81 420
CANADA	706	46 702	16 455	CANADA	1 478	18 975	6 753
MEXICO	37	811	307	MEXICO	740	38 423	13 441
COSTA RICA	10	135	49	GUATEMALA	152	1 734	609
COLOMBIA	165	922	341	HONDURAS	228	5 901	2 005
BRAZIL	636	681	243	EL SALVADOR	179	2 646	929
ARGENTINA	1	100	37	NICARAGUA	78	1 007	357
SYRIA	2	337	117	COSTA RICA	168	1 235	439
IRAQ		159	56	PANAMA	28	531	181
IRAN	4	117	40	CUBA	9	377	131
ISRAEL	492	30 794	10 626	GUADELOUPE	12	124	44
JORDAN	2	313	108	MARTINIQUE	102	283	98
SAUDI ARABIA	10	821	277	JAMAICA	4	239	80
KUWAIT		596	213	BARBADOS	35	108	37
BAHRAIN	4	499	184	NETH ANTILL	42	324	110
ARAB EMIRAT	1	140	45	COLOMBIA	1 606	20 214	7 077
NORTH YEMEN	1	287	102	VENEZUELA	1 045	14 159	5 063
AFGHANISTAN		176	63	SURINAME	11	445	162
INDIA	434	3 444	1 264	ECUADOR	593	5 208	1 858
SRI LANKA	1	1 057	378	PERU	455	3 427	1 192
MALAYSIA	705	8 716	3 081	BRAZIL	1 281	29 685	10 510
SINGAPORE	2 627	40 702	14 457	CHILE	562	10 085	3 531
PHILIPPINES	443	863	296	BOLIVIA	4	151	53
CHINA	75	359	126	PARAGUAY	89	3 589	1 341
SOUTH KOREA	16 247	32 365	11 433	URUGUAY	226	2 920	1 032
JAPAN	155 861	941 103	328 960	ARGENTINA	8 677	102 090	35 723
TAIWAN	29 479	67 568	23 696	CYPRUS	259	935	327
HONG KONG	5 864	21 945	7 665	LEBANON	752	1 751	615
AUSTRALIA	14	680	242	SYRIA	451	8 699	3 096
EXPORTS	515 184	5 246 635	1 840 894	IRAQ	1 186	43 520	15 719
FRANCE	54 347	542 792	190 018	ISRAEL	12 899	263 071	92 311
BELGIUM LUX	30 507	246 422	86 069	JORDAN	2 243	39 955	13 816
NETHERLANDS	39 934	317 610	111 950	SAUDI ARABIA	145	2 354	825
ITALY	30 104	259 266	90 958	KUWAIT	5 596	65 742	23 424
UNITED KINGDOM	26 948	228 073	80 481	BAHRAIN	1 337	52 704	18 197
IRELAND	1 137	14 893	5 192	QATAR	173	6 914	2 424
DENMARK	9 111	119 010	41 746	ARAB EMIRAT	181	7 756	2 944
GREECE	16 737	103 484	36 277	OMAN	3 401	21 845	7 817
ICELAND	268	3 240	1 121	NORTH YEMEN	7 471	83 903	29 723
FAROE IS	11	346	123	SOUTH YEMEN	62	1 377	490
NORWAY	5 085	58 396	20 423	AFGHANISTAN	7	176	61
SWEDEN	9 406	61 829	21 705	PAKISTAN	6	725	255
FINLAND	5 139	72 369	25 453	INDIA	3 155	51 294	18 237
SWITZERLAND	19 364	175 896	62 053	BANGLADESH	2 744	35 323	12 112
AUSTRIA	47 651	301 849	106 361	SRI LANKA	877	9 666	3 366
PORTUGAL	33 172	166 784	58 546	NEPAL	1 358	9 886	3 537
SPAIN	9 735	102 802	35 986	BURMA	40	911	300
ANDORRA	22	355	120	THAILAND	9	226	83
VATICAN CITY	2	368	122	INDONESIA	1 561	11 685	4 129
MALTA	3 186	12 093	4 316	MALAYSIA	7 254	106 909	37 243
YUGOSLAVIA	3 844	43 590	15 399	BRUNEI	1 454	13 554	4 774
TURKEY	13 564	131 549	46 469	SINGAPORE	4	321	107
SOVIETUNION	344	10 186	3 596	PHILIPPINES	5 156	38 059	13 481
POLAND	428	4 428	1 560	CHINA	1 121	20 669	7 038
CZECHOSLOVA	553	6 995	2 414	NORTH KOREA	4 101	34 783	11 877
HUNGARY	2 131	16 939	5 805	SOUTH KOREA	82	3 594	1 312
ROMANIA	156	2 063	707	JAPAN	1 034	46 547	16 849
BULGARIA	1 204	11 703	4 025	TAIWAN	872	13 256	4 747
ALBANIA	33	1 091	394	HONG KONG	7 053	16 553	6 507
CANARY IS	338	1 551	532	AUSTRALIA	2 210	24 153	8 438
MOROCCO	821	4 305	1 529	NEW ZEALAND	4 284	65 845	23 063
CEUTA MEL	24	87	30	FIJI	356	4 495	1 590
ALGERIA	2 680	43 278	15 036	FR POLYNESIA	28	701	254
TUNISIA	6 860	30 244	10 786	POLAR REG	44	155	54
LIBYA	4 331	122 708	41 415	771 ELECTRIC POWER MACHY NES		95	31
EGYPT	4 569	68 509	24 006	IMPORTS	342 309	725 439	254 741
SUDAN	173	1 377	478	FRANCE	89 146	100 669	35 266
MAURITANIA	2	168	54	BELGIUM LUX	21 010	40 043	14 024
MALI	54	761	279	NETHERLANDS	14 020	36 178	12 803
UPPER VOLTA	96	1 964	641	ITALY	12 252	26 932	9 433
NIGER	148	3 607	1 333	UNITED KINGDOM	6 865	25 613	9 002
CAPE VERDE	10	114	42	IRELAND	871	7 771	2 712
SENEGAL	63	862	292	DENMARK	2 178	7 800	2 688
GAMBIA	11	153	56	GREECE	603	826	292
GUINEA	3	248	89	NORWAY	873	2 545	912
SIERRA LEONE	5	165	57	SWEDEN	5 132	10 917	3 792
LIBERIA	39	686	246	FINLAND	15 816	12 910	4 520
IVORY COAST	10	350	118	SWITZERLAND	58 171	63 613	22 422
GHANA	52	1 355	451	AUSTRIA	28 821	84 925	29 879
BENIN	5	164	58				
NIGERIA	965	20 533	7 241				

6 IMPORTS AND EXPORTS (SPECIAL TRADE) BY GROUPS OF THE SITC-REV. II AND BY COUNTRIES OF PRODUCTION AND CONSUMPTION 1984

GROUP COUNTRY	DT * 100 KG	1 000 DM	1 000 \$	GROUP COUNTRY	DT * 100 KG	1 000 DM	1 000 \$
PORTUGAL	2 336	6 585	2 321	SOUTH YEMEN	104	380	130
SPAIN	4 043	11 044	3 913	PAKISTAN	3 304	6 148	2 173
MALTA	151	2 297	817	INDIA	2 220	5 822	2 059
YUGOSLAVIA	26 444	12 863	4 547	BANGLADESH	982	2 842	989
TURKEY	174	396	135	SRI LANKA	1 586	603	224
SOVIETUNION	688	272	95	BURMA	23	98	38
POLAND	1 272	554	191	THAILAND	3 690	3 740	1 286
CZECHOSLOVA	93	264	86	INDONESIA	7 327	9 156	3 171
HUNGARY	3 422	3 573	1 262	MALAYSIA	7 374	8 493	2 962
BULGARIA	105	1 120	396	SINGAPORE	10 804	16 476	5 869
CANARY IS	4	131	47	PHILIPPINES	891	2 528	892
TUNISIA	870	5 922	2 084	CHINA	660	3 959	1 428
NIGERIA	18	139	46	SOUTH KOREA	2 152	7 701	2 759
REP S AFRICA	25	229	83	JAPAN	3 259	6 127	2 137
USA	14 405	127 342	44 619	TAIWAN	3 347	6 442	2 251
CANADA	866	3 541	1 243	HONG KONG	1 707	2 711	956
MEXICO	3	430	148	MACAO	227	139	52
BRAZIL	869	1 142	408	AUSTRALIA	3 915	12 124	4 293
ISRAEL	673	7 312	2 559	NEW ZEALAND	87	296	100
SAUDI ARABIA	5 275	3 499	1 198				
INDIA	26	269	94	772 SWITCHGEAR ETC & PTS NES			
MALAYSIA	459	6 157	2 167				
SINGAPORE	1 946	13 995	5 014	IMPORTS	416 829	3 256 122	1 143 897
CHINA	181	517	185	FRANCE	86 670	408 831	144 380
SOUTH KOREA	50	808	282	BELGIUM LUX	14 507	145 770	51 353
JAPAN	13 339	66 054	23 204	NETHERLANDS	37 335	226 773	79 727
TAIWAN	2 020	7 179	2 514	ITALY	37 783	202 170	71 220
HONG KONG	6 538	20 535	7 154	UNTD KINGDOM	18 673	187 315	65 797
EXPORTS	826 394	1 550 918	545 193	IRELAND	2 887	37 110	12 971
FRANCE	53 085	137 884	48 557	DENMARK	5 439	36 795	12 889
BELGIUM LUX	43 483	67 778	23 891	GREECE	9 002	21 158	7 443
NETHERLANDS	95 866	140 545	49 328	NORWAY	3 247	11 207	3 900
ITALY	23 556	89 936	31 674	SWEDEN	10 027	24 836	8 746
UNTD KINGDOM	95 106	142 903	50 250	FINLAND	1 590	6 078	2 149
IRELAND	11 257	17 572	6 140	SWITZERLAND	31 133	425 302	149 606
DENMARK	20 290	28 965	10 125	AUSTRIA	31 006	198 528	69 998
GREECE	3 870	4 011	1 437	PORTUGAL	9 647	68 597	24 120
ICELAND	742	674	224	SPAIN	14 878	61 219	21 614
NORWAY	8 171	15 099	5 305	ANDORRA	68	2 280	793
SWEDEN	42 531	76 973	27 059	MALTA	637	2 934	1 040
FINLAND	8 813	17 041	5 994	YUGOSLAVIA	8 113	10 835	3 810
SWITZERLAND	34 634	81 767	28 769	TURKEY	868	1 482	518
AUSTRIA	35 449	84 865	29 873	SOVIETUNION	16	283	93
PORTUGAL	6 418	8 078	2 861	POLAND	1 953	7 145	2 507
SPAIN	11 165	74 618	26 136	CZECHOSLOVA	230	209	72
MALTA	309	329	113	HUNGARY	2 856	6 635	2 313
YUGOSLAVIA	3 952	10 756	3 802	ROMANIA	34	122	41
TURKEY	3 142	15 336	5 403	BULGARIA	219	1 111	400
SOVIETUNION	1 209	3 948	1 393	TUNISIA	4 569	28 676	10 152
POLAND	122	1 655	603	REP S AFRICA	139	847	295
CZECHOSLOVA	161	3 018	1 026	USA	37 011	683 724	239 200
HUNGARY	4 167	6 833	2 400	CANADA	978	5 356	1 903
ROMANIA	11	90	30	MEXICO	329	4 346	1 537
BULGARIA	311	1 668	587	COSTA RICA	537	4 058	1 393
MOROCCO	156	292	106	BRAZIL	1 639	9 057	3 155
ALGERIA	3 072	4 748	1 668	ISRAEL	167	2 099	720
TUNISIA	1 112	4 005	1 400	SAUDI ARABIA	10	288	103
LIBYA	15 395	14 637	5 306	KUWAIT	12	358	131
EGYPT	14 402	14 804	5 245	INDIA	222	899	319
SUDAN	50	352	122	MALAYSIA	2 389	23 503	8 279
SIERRA LEONE	35	156	57	SINGAPORE	5 821	62 807	21 860
LIBERIA	114	163	58	CHINA	331	487	177
IVORY COAST	1 170	1 253	415	SOUTH KOREA	4 748	14 396	5 065
GHANA	184	336	114	JAPAN	22 761	284 790	99 581
TOGO	83	151	49	TAIWAN	4 985	28 392	9 891
NIGERIA	207	1 008	349	HONG KONG	1 142	5 981	2 082
RWANDA	846	687	234	AUSTRALIA	124	874	309
ETHIOPIA	1 957	2 417	789	EXPORTS	1 255 391	7 631 577	2 689 651
KENYA	349	512	176	FRANCE	100 616	1 108 999	391 614
ZIMBABWE	224	479	173	BELGIUM LUX	70 293	309 509	108 994
REP S AFRICA	14 991	33 773	11 944	NETHERLANDS	116 741	553 768	194 557
BOTSWANA	18	93	34	ITALY	78 301	612 984	215 711
USA	28 829	85 972	30 272	UNTD KINGDOM	85 232	637 032	224 263
CANADA	4 356	14 163	5 062	IRELAND	7 932	42 447	15 020
MEXICO	1 194	2 093	757	DENMARK	30 318	165 052	58 114
GUATEMALA	366	468	156	GREECE	13 724	45 784	16 227
HONDURAS	190	1 328	476	ICELAND	1 592	5 674	1 989
EL SALVADOR	253	295	109	NORWAY	31 293	163 207	57 342
COSTA RICA	64	201	70	SWEDEN	67 068	349 745	123 167
CUBA	38	204	72	FINLAND	19 621	110 056	38 664
COLOMBIA	4 282	10 316	3 766	SWITZERLAND	63 211	427 837	150 526
VENEZUELA	550	1 270	449	AUSTRIA	92 080	445 570	157 021
SURINAME	939	878	323	PORTUGAL	9 099	66 176	23 195
ECUADOR	243	331	113	SPAIN	26 901	184 029	65 232
PERU	327	741	258	ANDORRA	15	312	106
BRAZIL	2 689	8 900	3 174	MALTA	430	1 620	574
CHILE	3 094	4 068	1 528	YUGOSLAVIA	7 575	62 381	21 810
PARAGUAY	218	500	184	TURKEY	8 325	57 451	20 310
ARGENTINA	172	1 500	522	SOVIETUNION	4 285	77 641	27 871
LEBANON	727	1 154	428	POLAND	1 431	13 542	4 780
SYRIA	757	1 776	597	CZECHOSLOVA	1 028	16 557	5 859
IRAQ	5 472	11 502	3 981	HUNGARY	4 179	51 032	17 826
IRAN	34 796	60 087	20 793	ROMANIA	134	2 769	990
ISRAEL	2 556	5 735	1 967	BULGARIA	810	11 339	3 972
JORDAN	301	656	229	ALBANIA	31	296	100
SAUDI ARABIA	99 218	109 168	38 346	CANARY IS	248	818	288
KUWAIT	12 598	11 802	3 907	MOROCCO	1 047	3 485	1 244
BAHRAIN	152	584	207	ALGERIA	3 856	21 082	7 406
QATAR	112	232	79	TUNISIA	5 481	26 775	9 462
ARAB EMIRAT	1 173	2 724	968	LIBYA	6 525	34 301	12 054
OMAN	1 929	2 068	711	EGYPT	11 099	56 256	19 970
NORTH YEMEN	412	361	134				

6 IMPORTS AND EXPORTS (SPECIAL TRADE) BY GROUPS OF THE SITC-REV. II AND BY COUNTRIES OF PRODUCTION AND CONSUMPTION 1984

GROUP COUNTRY	DT = 100 KG	1 000 DM	1 000 \$	GROUP COUNTRY	DT = 100 KG	1 000 DM	1 000 \$
SUDAN	193	886	312	NETHERLANDS	71 322	67 408	23 575
MAURITANIA	16	171	62	ITALY	120 250	89 067	31 487
MALI	67	143	50	UNITD KINGDOM	15 015	62 212	21 835
NIGER	30	202	66	IRELAND	12 096	33 122	11 537
CAPE VERDE	97	458	163	DENMARK	2 097	3 475	1 221
GUINEA	234	963	336	GREECE	1 312	1 490	500
SIERRA LEONE	93	281	99	NORWAY	4 729	5 313	1 870
LIBERIA	300	1 086	379	SWEDEN	36 035	22 436	7 938
IVORY COAST	294	1 308	483	FINLAND	14 564	7 918	2 804
GHANA	272	676	235	SWITZERLAND	35 789	46 897	16 514
TOGO	41	102	32	AUSTRIA	87 068	101 230	35 620
BENIN	19	96	32	PORTUGAL	17 588	45 613	16 016
NIGERIA	3 383	15 063	5 341	SPAIN	9 668	21 534	7 522
CAMEROON	120	275	95	YUGOSLAVIA	142 075	62 554	22 066
GABON	29	237	82	TURKEY	394	123	45
ZAIRE	51	556	185	POLAND	69	114	40
RWANDA	343	1 372	490	CZECHOSLOVA	36 712	7 359	2 598
BURUNDI	108	561	192	HUNGARY	338	187	62
ANGOLA	68	538	190	ROMANIA	9 110	2 314	811
ETHIOPIA	586	2 797	1 005	TUNISIA	6 326	13 312	4 673
SOMALIA	223	796	273	USA	15 456	131 122	45 963
KENYA	673	2 970	1 029	CANADA	1 002	3 132	1 113
TANZANIA	201	584	206	BRAZIL	34	98	34
MOZAMBIQUE	28	239	84	ARGENTINA	7	96	30
MADAGASCAR	10	129	43	ISRAEL	1 441	2 730	960
MAURITIUS	31	104	35	INDIA	105	268	95
COMOROS	168	282	91	MALAYSIA	1 150	1 024	350
ZAMBIA	563	2 378	848	SINGAPORE	361	3 128	1 104
ZIMBABWE	300	1 391	488	SOUTH KOREA	79	190	68
REP S AFRICA	22 224	125 754	44 623	JAPAN	6 721	26 257	9 134
USA	51 506	457 271	161 405	TAIWAN	4 682	9 361	3 282
CANADA	7 230	39 496	13 895	HONG KONG	733	1 556	536
MEXICO	11 388	43 313	14 996	AUSTRALIA	215	491	169
GUATEMALA	106	911	319				
HONDURAS	258	2 866	1 027	EXPORTS	1 757 735	1 740 003	613 500
EL SALVADOR	919	4 690	1 711				
NICARAGUA	232	1 285	454	FRANCE	149 562	158 997	56 055
COSTA RICA	287	1 824	638	BELGIUM LUX	127 988	159 826	56 239
PANAMA	7	159	55	NETHERLANDS	226 959	208 251	73 456
CUBA	72	667	226	ITALY	45 801	59 582	21 070
HAITI	112	644	228	UNITD KINGDOM	60 187	123 212	43 461
DOMINIC REP	9	145	51	IRELAND	31 426	31 182	11 018
JAMAICA	90	202	66	DENMARK	59 840	54 892	19 293
ST VINCENT	12	107	34	GREECE	6 981	6 508	2 293
BARBADOS	12	136	45	ICELAND	2 854	1 503	535
TRINIDAD TOB	2	162	51	NORWAY	21 741	24 766	8 619
NETH ANTILL	285	864	304	SWEDEN	66 484	68 331	24 147
COLOMBIA	1 638	15 434	5 579	FINLAND	10 073	13 321	4 677
VENEZUELA	2 133	16 448	5 717	SWITZERLAND	70 601	81 356	28 733
SURINAME	331	822	294	AUSTRIA	111 149	102 671	36 103
ECUADOR	293	1 623	568	PORTUGAL	26 172	26 587	9 391
PERU	740	5 314	1 881	SPAIN	13 377	23 808	8 437
BRAZIL	5 634	31 493	11 047	YUGOSLAVIA	22 814	20 421	7 231
CHILE	1 425	8 999	3 144	TURKEY	12 037	14 727	5 050
BOLIVIA	55	334	119	SOVIET UNION	26 536	20 300	7 004
PARAGUAY	135	561	192	POLAND	65 939	27 500	9 481
URUGUAY	75	515	176	CZECHOSLOVA	1 346	1 976	686
ARGENTINA	4 019	31 963	11 192	HUNGARY	10 229	11 544	4 054
CYPRUS	503	1 498	520	ROMANIA	1 959	2 840	1 000
LEBANON	1 150	4 279	1 509	BULGARIA	3 975	3 397	1 155
SYRIA	3 018	9 428	3 252	ALBANIA	587	522	185
IRAQ	15 098	59 538	20 906	CANARY IS	146	281	96
IRAN	27 449	131 087	46 324	MOROCCO	1 437	1 252	433
ISRAEL	9 969	61 461	21 595	ALGERIA	9 370	5 213	1 871
JORDAN	2 917	12 903	4 361	TUNISIA	15 257	8 453	2 920
SAUDI ARABIA	58 594	164 404	58 394	LIBYA	36 288	23 206	8 315
KUWAIT	24 148	71 130	25 337	EGYPT	20 995	17 295	6 051
BAHRAIN	493	3 632	1 239	SUDAN	117	98	34
QATAR	197	1 028	357	MALI	275	251	92
ARAB EMIRAT	12 400	40 556	14 089	NIGER	86	234	88
OMAN	2 378	10 342	3 705	CAPE VERDE	167	129	45
NORTH YEMEN	813	2 470	839	GUINEA	379	286	103
SOUTH YEMEN	713	1 411	503	SIERRA LEONE	354	343	123
AFGHANISTAN	169	790	274	LIBERIA	1 020	660	242
PAKISTAN	4 617	21 059	7 394	IVORY COAST	249	466	156
INDIA	8 913	45 711	15 983	GHANA	623	385	145
BANGLADESH	300	2 312	814	NIGERIA	13 607	16 779	5 674
SRI LANKA	1 437	8 090	2 937	CAMEROON	216	187	65
NEPAL	81	337	121	GABON	242	146	53
BURMA	458	3 424	1 240	ZAIRE	362	290	100
THAILAND	4 206	16 004	5 670	RWANDA	1 366	1 027	368
LAOS	27	349	126	BURUNDI	247	101	35
INDONESIA	17 267	45 880	16 086	ANGOLA	192	168	60
MALAYSIA	4 070	27 734	9 829	ETHIOPIA	1 696	1 030	363
BRUNEI	10	190	64	SOMALIA	612	473	164
SINGAPORE	18 924	83 415	29 500	KENYA	3 396	2 760	912
PHILIPPINES	948	4 963	1 758	TANZANIA	1 993	2 941	1 067
CHINA	5 093	32 071	11 017	ZIMBABWE	3 096	1 633	546
NORTH KOREA	13	468	169	REP S AFRICA	19 223	23 156	8 189
SOUTH KOREA	5 064	32 083	11 259	USA	10 471	30 183	10 601
JAPAN	8 545	111 513	39 769	CANADA	809	1 637	571
TAIWAN	2 451	16 660	5 837	MEXICO	824	1 792	647
HONG KONG	3 170	16 554	5 837	GUATEMALA	341	277	99
MACAO	115	597	217	HONDURAS	604	464	168
AUSTRALIA	18 120	82 777	29 072	EL SALVADOR	275	356	128
NEW ZEALAND	1 007	5 955	2 076	NICARAGUA	981	705	243
WEST SAMOA	172	466	171	COSTA RICA	467	350	128
				JAMAICA	421	502	167
				NETH ANTILL	760	461	161
				COLOMBIA	1 591	2 912	1 060
				VENEZUELA	113	285	102
				ECUADOR	14	326	118
				PERU	332	455	155
				BRAZIL	2 203	4 352	1 551
773 ELECTR DISTRIBUTING MACH							
IMPORTS	913 213	941 656	331 046				
FRANCE	112 974	84 174	29 595				
BELGIUM LUX	145 241	64 133	29 800				

6 IMPORTS AND EXPORTS (SPECIAL TRADE) BY GROUPS OF THE SITC-REV. II AND BY COUNTRIES OF PRODUCTION AND CONSUMPTION 1984

GROUP COUNTRY	DT * 100 KG	1 000 DM	1 000 \$	GROUP COUNTRY	DT * 100 KG	1 000 DM	1 000 \$
CHILE	1 542	1 399	490	TUNISIA	82	2 053	734
BOLIVIA	609	396	144	LIBYA	178	4 742	1 613
PARAGUAY	152	198	67	EGYPT	480	8 979	3 169
ARGENTINA	1 507	2 211	784	SUDAN	6	125	41
CYPRUS	166	162	57	IVORY COAST	2	82	31
LEBANON	9 945	4 166	1 531	GHANA	26	934	332
SYRIA	2 781	2 749	993	NIGERIA	326	7 347	2 791
IRAQ	15 974	15 242	5 304	CAMEROON	3	147	50
IRAN	57 732	34 060	12 073	GABON	101	477	166
ISRAEL	12 616	9 428	3 310	ZAIRE	16	297	103
JORDAN	1 399	1 097	383	ANGOLA	27	744	264
SAUDI ARABIA	176 720	116 493	41 715	ETHIOPIA	74	1 081	378
KUWAIT	30 708	36 330	12 635	KENYA	139	1 780	615
BAHRAIN	300	407	146	TANZANIA	10	267	94
QATAR	79	104	36	SEYCHELLES	8	141	53
ARAB EMIRAT	6 852	5 211	1 869	MAURITIUS	6	189	61
OMAN	20 629	19 805	6 994	ZIMBABWE	83	2 035	768
NORTH YEMEN	880	570	211	MALAWI	2	189	67
SOUTH YEMEN	127	285	99	REP S AFRICA	1 302	26 750	9 493
AFGHANISTAN	1 661	787	277	BOTSWANA	28	570	210
PAKISTAN	7 868	5 609	1 975	USA	31 421	593 294	208 945
INDIA	6 153	7 003	2 445	CANADA	2 153	35 275	12 424
BANGLADESH	186	330	115	MEXICO	205	9 412	3 336
SRI LANKA	356	310	105	GUATEMALA	231	4 144	1 442
BURMA	2 796	3 199	1 169	EL SALVADOR	9	241	84
THAILAND	1 490	1 580	558	NICARAGUA	28	287	103
INDONESIA	24 498	14 672	5 434	COSTA RICA	26	1 184	402
MALAYSIA	6 220	5 278	1 829	PANAMA	89	2 073	716
SINGAPORE	5 462	9 117	3 246	CUBA	18	1 877	666
PHILIPPINES	3 186	6 962	2 398	WEST INDIES	3	103	35
CHINA	1 918	2 516	845	DOMINIC REP	23	494	162
NORTH KOREA	16	126	44	COLOMBIA	89	3 621	1 241
SOUTH KOREA	566	1 089	386	VENEZUELA	238	5 061	1 789
JAPAN	379	1 675	590	ECUADOR	89	1 666	595
TAIWAN	4 738	4 532	1 694	PERU	8	127	44
HONG KONG	12 471	12 784	4 555	BRAZIL	607	19 462	6 732
AUSTRALIA	5 290	7 859	2 742	CHILE	68	2 718	945
NEW ZEALAND	748	928	328	BOLIVIA	6	201	72
				PARAGUAY	4	315	109
				URUGUAY	6	278	96
				ARGENTINA	66	3 426	1 230
				CYPRUS	33	850	285
				LEBANON	230	3 554	1 288
				SYRIA	218	5 480	1 817
				IRAQ	270	4 158	1 493
				IRAN	1 377	28 713	10 514
				ISRAEL	348	9 201	3 240
				JORDAN	39	1 073	387
				SAUDI ARABIA	2 504	55 829	19 656
				KUWAIT	220	5 643	2 011
				BAHRAIN	120	3 468	1 134
				QATAR	21	450	160
				ARAB EMIRAT	526	10 114	3 598
				OMAN	163	3 628	1 256
				NORTH YEMEN	61	918	315
				PAKISTAN	356	6 341	2 247
				INDIA	557	14 389	5 122
				BANGLADESH	35	913	335
				SRI LANKA	3	193	68
				THAILAND	159	2 915	1 004
				VIETNAM	3	179	60
				INDONESIA	136	2 486	848
				MALAYSIA	258	3 430	1 176
				SINGAPORE	270	5 978	2 082
				PHILIPPINES	8	569	202
				CHINA	1 152	39 904	14 181
				NORTH KOREA	6	217	82
				SOUTH KOREA	578	9 712	3 380
				JAPAN	1 827	43 595	15 364
				TAIWAN	333	10 868	3 988
				HONG KONG	99	2 784	969
				AUSTRALIA	1 070	23 915	8 344
				NEW ZEALAND	169	2 540	890
				FR POLYNESIA	7	188	65
774 ELECTRO-MEDCL,XRAY EQUIP							
IMPORTS	45 373	714 083	249 405				
FRANCE	3 847	48 351	16 761				
BELGIUM LUX	729	6 624	2 321				
NETHERLANDS	15 566	187 457	65 362				
ITALY	4 629	28 646	10 101				
UNTD KINGDOM	1 568	33 997	11 845				
IRELAND	44	346	120				
DENMARK	1 046	14 966	5 261				
GREECE	10	196	70				
NORWAY	22	667	229				
SWEDEN	3 045	44 797	15 678				
FINLAND	2 343	15 314	5 361				
SWITZERLAND	1 656	38 863	13 689				
AUSTRIA	1 216	22 344	7 846				
SPAIN	271	862	301				
YUGOSLAVIA	94	902	315				
SOVIETUNION	18	401	133				
POLAND	1	91	30				
CZECHOSLOVA	18	355	123				
HUNGARY	262	887	301				
BULGARIA	42	309	107				
REP S AFRICA	4	199	71				
USA	5 914	174 937	61 088				
CANADA	33	471	169				
ISRAEL	12	619	222				
SAUDI ARABIA	9	206	73				
MALAYSIA	17	129	44				
SOUTH KOREA	4	114	37				
JAPAN	2 902	89 952	31 358				
AUSTRALIA	13	359	130				
EXPORTS	91 367	1 814 297	638 789				
FRANCE	5 301	96 591	34 058				
BELGIUM LUX	2 030	43 610	15 269				
NETHERLANDS	6 462	94 089	33 070				
ITALY	3 161	68 473	24 121				
UNTD KINGDOM	4 657	89 694	31 725				
IRELAND	144	3 120	1 112				
DENMARK	676	15 508	5 448				
GREECE	572	10 714	3 787				
ICELAND	9	201	70				
NORWAY	570	9 299	3 259				
SWEDEN	2 068	36 703	13 023				
FINLAND	1 346	17 005	5 996				
SWITZERLAND	2 463	41 628	14 763				
AUSTRIA	2 776	50 548	17 673				
PORTUGAL	646	10 842	3 748				
SPAIN	1 268	22 318	7 916				
MALTA	3	92	31				
YUGOSLAVIA	957	24 652	8 438				
TURKEY	400	5 217	1 800				
SOVIETUNION	1 718	46 547	16 187				
POLAND	443	16 328	5 801				
CZECHOSLOVA	472	18 837	6 304				
HUNGARY	330	8 161	2 845				
ROMANIA	25	926	335				
BULGARIA	838	19 451	6 747				
ALBANIA	7	147	49				
CANARY IS	10	117	43				
MOROCCO	232	4 896	1 757				
ALGERIA	312	9 411	3 346				
				775 HOUSEHOLD TYPE EQUIP NES			
				IMPORTS	1 999 533	2 074 920	730 523
				FRANCE	186 975	270 642	95 155
				BELGIUM LUX	25 632	41 427	14 633
				NETHERLANDS	45 517	75 580	26 421
				ITALY	947 067	749 423	264 224
				UNTD KINGDOM	57 947	70 009	24 418
				IRELAND	40 351	89 608	31 657
				DENMARK	39 229	33 345	11 780
				GREECE	6 456	3 880	1 367
				NORWAY	1 523	2 588	909
				SWEDEN	24 669	45 870	16 147
				FINLAND	3 028	3 107	1 092
				SWITZERLAND	40 711	91 445	32 472
				AUSTRIA	161 968	171 278	60 197
				PORTUGAL	1 016	1 516	514
				SPAIN	62 018	62 123	21 747
				MALTA	37	175	63
				YUGOSLAVIA	190 249	98 155	34 644
				TURKEY	336	357	125
				SOVIETUNION	17 486	4 611	1 627
				POLAND	6 822	4 908	1 740
				CZECHOSLOVA	5 094	4 234	1 512
				HUNGARY	33 653	18 501	6 562
				ROMANIA	4 030	1 458	506
				USA	7 769	32 157	11 436
				CANADA	192	537	186

6 IMPORTS AND EXPORTS (SPECIAL TRADE) BY GROUPS OF THE SITC-REV. 11 AND BY COUNTRIES OF PRODUCTION AND CONSUMPTION 1984

GROUP COUNTRY	DT = 100 KG	1 000 DM	1 000 \$	GROUP COUNTRY	DT = 100 KG	1 000 DM	1 000 \$
BRAZIL	69	294	96	AUSTRALIA	26 936	42 935	15 142
ISRAEL	78	122	40	NEW ZEALAND	3 272	7 362	2 545
MALAYSIA	816	2 558	883	NEW CALEDON	116	184	64
SINGAPORE	9 695	20 778	7 243	FIJI	10	134	45
JAPAN	42 370	100 299	35 237	FR POLYNESIA	373	470	160
TAIWAN	1 176	4 073	1 432				
HONG KONG	29 431	69 546	24 356	776 TRANSISTORS, VALVES, ETC			
EXPORTS	2 730 747	3 713 260	1 304 695	IMPORTS	539 014	5 733 531	2 010 067
FRANCE	467 980	583 154	205 351	FRANCE	100 091	607 894	213 962
BELGIUM LUX	209 766	247 183	86 626	BELGIUM LUX	828	15 288	5 426
NETHERLANDS	321 573	373 729	131 611	NETHERLANDS	68 210	205 576	72 683
ITALY	169 794	245 675	86 400	ITALY	187 857	464 356	163 208
UNTD KINGDOM	267 677	408 323	143 140	UNTD KINGDOM	40 518	537 777	187 775
IRELAND	42 449	50 616	17 976	IRELAND	1 663	143 447	49 937
DENMARK	86 125	103 114	36 116	DENMARK	389	7 485	2 619
GREECE	63 354	76 195	26 893	GREECE	56	112	38
ICELAND	2 983	4 671	1 639	NORWAY	20	2 818	989
FAROE IS	161	241	85	SWEDEN	252	11 472	4 015
NORWAY	117 535	142 093	49 586	FINLAND	10	378	127
SWEDEN	93 570	127 578	44 650	SWITZERLAND	3 183	55 410	19 386
FINLAND	48 333	69 116	24 102	AUSTRIA	15 553	225 214	79 267
SWITZERLAND	213 106	304 489	106 801	PORTUGAL	4 531	101 785	35 694
AUSTRIA	267 333	342 981	120 700	SPAIN	618	8 987	3 165
PORTUGAL	18 765	19 224	6 851	MALTA	48	1 518	498
SPAIN	36 421	40 864	14 452	YUGOSLAVIA	712	7 685	2 742
ANDORRA	579	1 096	375	SOVIETUNION	70	213	71
GIBRALTAR	44	119	33	POLAND	10	470	170
MALTA	1 644	1 980	691	CZECHOSLOVA	176	147	55
YUGOSLAVIA	15 142	21 986	7 747	HUNGARY	224	1 712	600
TURKEY	9 116	16 435	5 771	ROMANIA	45	120	42
SOVIETUNION	408	1 939	678	REP S AFRICA	18	1 891	627
POLAND	906	3 053	1 066	USA	11 892	1 054 924	370 140
CZECHOSLOVA	458	1 913	661	CANADA	39	9 076	3 175
HUNGARY	3 977	6 407	2 219	MEXICO	139	9 895	3 398
ROMANIA	308	463	160	EL SALVADOR	38	1 382	503
BULGARIA	2 341	3 753	1 319	HAITI	40	978	341
CANARY IS	1 000	2 244	777	BRAZIL	659	21 268	7 498
MOROCCO	140	236	81	ARGENTINA	24	1 839	637
ALGERIA	74	561	195	ISRAEL	2	561	204
TUNISIA	358	593	199	INDIA	56	1 107	388
LIBYA	10 267	11 158	4 077	THAILAND	177	26 287	9 152
EGYPT	8 962	10 503	3 621	INDONESIA	524	20 075	6 996
CAPE VERDE	34	85	30	MALAYSIA	7 566	310 991	109 403
LIBERIA	58	122	43	SINGAPORE	4 514	195 309	68 431
GHANA	265	307	110	PHILIPPINES	3 274	153 514	53 778
NIGERIA	244	474	164	SOUTH KOREA	901	51 953	18 258
CAMEROON	63	153	44	JAPAN	73 356	1 132 410	395 428
GABON	112	220	77	TAIWAN	9 000	260 341	91 006
ZAIRE	93	283	93	HONG KONG	1 683	79 508	28 113
ANGOLA	33	102	34	AUSTRALIA		120	42
KENYA	92	241	78				
TANZANIA	91	141	42	EXPORTS	527 500	4 240 296	1 489 149
REUNION	257	362	128	FRANCE	26 477	681 769	239 501
ZIMBABWE	622	542	194	BELGIUM LUX	65 109	160 663	56 795
REP S AFRICA	27 672	39 891	14 147	NETHERLANDS	64 247	282 531	99 151
USA	52 656	116 689	40 829	ITALY	76 050	573 158	201 072
CANADA	11 601	33 234	11 664	UNTD KINGDOM	60 817	580 771	203 311
MEXICO	78	472	168	IRELAND	776	27 676	9 779
COSTA RICA	794	738	260	DENMARK	13 266	64 969	22 904
GUADELOUPE	376	384	129	GREECE	12 317	21 845	7 627
MARTINIQUE	92	131	43	ICELAND	4	168	54
NETH ANTILL	30	117	39	NORWAY	400	13 160	4 602
COLOMBIA	1 144	809	284	SWEDEN	20 801	85 772	29 915
VENEZUELA	732	1 887	650	FINLAND	10 836	49 207	17 387
FRENCH GUIAN	51	115	39	SWITZERLAND	3 614	117 181	40 986
ECUADOR	104	155	55	AUSTRIA	55 493	283 991	100 088
PERU	594	721	244	PORTUGAL	2 117	71 025	25 034
BRAZIL	62	627	222	SPAIN	45 240	71 698	25 397
CHILE	2 327	4 726	1 654	ANDORRA	2	137	43
PARAGUAY	88	190	58	MALTA	2 286	4 400	1 528
URUGUAY	866	1 366	489	YUGOSLAVIA	1 371	25 850	9 094
ARGENTINA	203	1 371	472	TURKEY	23 040	50 447	17 714
CYPRUS	4 466	6 594	2 333	SOVIETUNION	117	3 996	1 396
LEBANON	5 876	8 289	2 897	POLAND	82	4 160	1 480
SYRIA	1 088	2 780	935	CZECHOSLOVA	597	5 246	1 822
IRAQ	1 153	2 652	937	HUNGARY	525	29 899	10 444
IRAN	3 123	5 985	2 108	ROMANIA	29	1 150	393
ISRAEL	22 872	23 361	8 209	BULGARIA	196	7 451	2 541
JORDAN	2 506	3 831	1 352	ALBANIA	11	213	77
SAUDI ARABIA	24 353	38 251	13 611	MOROCCO	568	1 836	649
KUWAIT	5 744	16 571	6 492	ALGERIA	171	1 935	685
BAHRAIN	1 279	2 525	901	TUNISIA	2 587	8 985	3 225
QATAR	784	1 717	609	LIBYA	6	695	245
ARAB EMIRAT	6 403	14 115	5 028	EGYPT	37	1 241	441
OMAN	1 799	2 887	1 030	UPPER VOLTA	21	225	75
NORTH YEMEN	31	127	40	NIGERIA	4	95	34
AFGHANISTAN	251	248	84	ANGOLA		101	35
PAKISTAN	1 113	2 511	867	SOMALIA	3	295	113
INDIA	126	707	244	KENYA	1	98	30
SRI LANKA	307	657	226	MALAWI	9	100	33
BURMA	104	269	94	REP S AFRICA	429	39 984	13 970
THAILAND	1 569	3 376	1 170	USA	3 940	241 859	85 076
INDONESIA	1 461	3 425	1 188	CANADA	106	19 330	6 897
MALAYSIA	1 484	3 643	1 280	MEXICO	17	2 116	736
SINGAPORE	4 192	9 480	3 343	GUATEMALA		111	39
PHILIPPINES	1 000	1 113	385	PANAMA	20	1 644	590
CHINA	103	342	119	CUBA	3	138	50
SOUTH KOREA	362	623	221	COLOMBIA	45	539	187
JAPAN	7 898	49 526	17 432	VENEZUELA	15	815	290
TAIWAN	843	1 596	546	ECUADOR	1	111	37
HONG KONG	8 821	20 853	7 332	PERU	14	234	77
MACAO	58	104	36				

6 IMPORTS AND EXPORTS (SPECIAL TRADE) BY GROUPS OF THE SITC-REV. 11 AND BY COUNTRIES OF PRODUCTION AND CONSUMPTION 1984

GROUP COUNTRY	DT = 100 KG	1 000 DM	1 000 \$	GROUP COUNTRY	DT = 100 KG	1 000 DM	1 000 \$
BRAZIL	419	24 673	8 689	TURKEY	30 569	47 024	16 679
CHILE	2	238	82	SOVIETUNION	104 071	91 171	31 881
ARGENTINA	4 033	11 784	4 106	POLAND	49 210	33 218	11 819
CYPRUS	466	692	238	CZECHOSLOVA	47 736	46 534	16 138
LEBANON	6	422	151	HUNGARY	30 412	50 719	17 627
SYRIA	356	1 631	563	ROMANIA	5 060	5 944	2 047
IRAQ	15	1 256	436	BULGARIA	17 043	19 175	6 718
IRAN	10 222	25 347	9 046	ALBANIA	5 828	3 232	1 137
ISRAEL	1 713	13 204	4 583	CANARY IS	2 819	3 415	1 207
JORDAN	1	97	30	MOROCCO	847	3 579	1 264
SAUDI ARABIA	47	3 175	1 124	CEUTA MEL	88	177	60
KUWAIT	11	617	220	ALGERIA	19 756	33 375	11 683
BAHRAIN	1	596	215	TUNISIA	2 863	5 330	1 881
ARAB EMIRAT	1	373	128	LIBYA	30 965	29 472	10 454
OMAN	58	1 034	363	EGYPT	33 192	43 888	15 322
AFGHANISTAN	2	240	84	SUDAN	950	1 207	424
PAKISTAN	8	886	308	MAURITANIA	1 222	609	211
INDIA	733	12 866	4 478	MALI	590	315	108
BANGLADESH	1	93	34	UPPER VOLTA	316	219	72
SRI LANKA	20	520	186	NIGER	145	104	34
THAILAND	118	10 988	3 731	CAPE VERDE	326	209	74
INDONESIA	363	1 103	380	SENEGAL	152	238	79
MALAYSIA	4 773	88 431	31 158	GAMBIA	76	93	30
SINGAPORE	2 842	158 780	55 940	GUINEA	461	310	110
PHILIPPINES	1 353	90 121	31 812	SIERRA LEONE	756	350	125
CHINA	44	12 400	4 426	LIBERIA	198	549	187
NORTH KOREA	14	475	173	IVORY COAST	698	875	309
SOUTH KOREA	1 289	27 499	9 649	GHANA	1 192	1 130	384
JAPAN	653	36 487	12 885	TOGO	721	788	283
TAIWAN	579	100 787	34 995	BENIN	516	268	95
HONG KONG	893	59 837	20 949	NIGERIA	18 012	15 878	5 672
AUSTRALIA	2 211	9 947	3 434	CAMEROON	2 550	2 663	932
NEW ZEALAND	369	1 790	621	GABON	1 268	1 249	433
				CONGO	1 915	1 173	409
				ZAIRE	1 847	5 563	1 851
				RWANDA	585	827	294
				BURUNDI	214	375	138
				ANGOLA	362	1 750	601
				ETHIOPIA	698	1 198	412
				SOMALIA	44	402	147
				KENYA	837	2 564	888
				UGANDA	482	362	129
				TANZANIA	123	336	113
				MOZAMBIQUE	29	237	79
				MADAGASCAR	187	334	116
				REUNION	613	737	261
				MAURITIUS	18	112	41
				ZAMBIA	345	2 095	757
				ZIMBABWE	407	1 466	532
				REP S AFRICA	29 693	92 029	32 506
				BOTSWANA	50	318	114
				SWAZILAND	3	102	37
				USA	207 258	605 708	212 505
				CANADA	17 321	58 259	20 558
				MEXICO	2 967	10 069	3 528
				GUATEMALA	741	1 061	380
				HONDURAS	434	482	166
				EL SALVADOR	398	709	253
				NICARAGUA	48	177	62
				COSTA RICA	165	891	309
				PANAMA	36	121	42
				CUBA	151	1 424	490
				DOMINIC REP	754	550	190
				GUADELOUPE	66	251	83
				MARTINIQUE	468	529	188
				TRINIDAD TOB	589	489	170
				NETH ANTILL	378	695	232
				COLOMBIA	1 459	5 170	1 842
				VENEZUELA	29 151	24 779	8 739
				SURINAME	445	510	179
				ECUADOR	3 956	9 680	3 502
				PERU	3 928	9 780	3 547
				BRAZIL	28 982	24 429	8 590
				CHILE	7 275	8 425	2 939
				BOLIVIA	317	516	178
				PARAGUAY	549	732	247
				URUGUAY	1 423	1 972	683
				ARGENTINA	9 096	26 849	9 282
				CYPRUS	1 050	2 706	945
				LEBANON	10 720	8 734	3 052
				SYRIA	1 857	5 173	1 811
				IRAQ	9 411	30 153	10 590
				IRAN	22 752	81 334	29 169
				ISRAEL	15 067	32 264	11 375
				JORDAN	8 794	7 563	2 656
				SAUDI ARABIA	58 426	72 998	25 794
				KUWAIT	5 946	9 687	3 423
				BAHRAIN	472	1 424	507
				QATAR	921	2 637	936
				ARAB EMIRAT	6 750	10 619	3 721
				OMAN	4 980	10 735	3 834
				NORTH YEMEN	1 387	1 172	411
				SOUTH YEMEN	75	183	60
				AFGHANISTAN	425	1 692	598
				PAKISTAN	6 299	8 726	3 046
				INDIA	3 693	16 827	5 879
				BANGLADESH	1 209	3 465	1 270
				SRI LANKA	2 653	2 251	782
				BURMA	2 301	1 140	388
				THAILAND	9 251	12 806	4 518
				VIETNAM	1 531	953	333
				INDONESIA	13 175	25 246	8 726
				MALAYSIA	9 651	24 742	8 737
				BRUNEI	14	177	62
778 ELECTRICAL MACHINERY NES							
IMPORTS	3 028 519	4 000 411	1 407 019				
FRANCE	285 891	400 955	141 051				
BELGIUM LUX	249 095	326 315	114 891				
NETHERLANDS	1 405 629	404 376	142 400				
ITALY	170 943	277 972	97 710				
UNITED KINGDOM	75 762	258 501	90 833				
IRELAND	567	6 104	2 117				
DENMARK	24 873	30 437	10 599				
GREECE	12 651	10 869	3 845				
NORWAY	15 609	9 450	3 304				
SWEDEN	52 440	53 872	18 939				
FINLAND	1 977	5 004	1 757				
SWITZERLAND	81 086	340 470	120 282				
AUSTRIA	158 180	170 830	60 075				
PORTUGAL	7 433	21 716	7 663				
SPAIN	97 139	168 604	59 481				
YUGOSLAVIA	58 680	43 134	15 030				
SOVIETUNION	11 207	3 013	1 067				
POLAND	51 870	11 413	3 997				
CZECHOSLOVA	1 395	1 289	442				
HUNGARY	14 687	26 252	9 225				
ROMANIA	800	1 088	385				
BULGARIA	3 329	2 200	784				
NIGERIA	99	124	45				
ZIMBABWE	1	88	32				
REP S AFRICA	88	575	198				
USA	73 057	770 800	271 250				
CANADA	14 800	19 510	6 852				
MEXICO	264	1 423	498				
BARBADOS	4	246	86				
BRAZIL	6 216	16 539	5 772				
ISRAEL	859	13 966	4 910				
SAUDI ARABIA	11	805	269				
INDIA	985	806	287				
THAILAND	176	1 362	481				
MALAYSIA	891	8 576	2 914				
SINGAPORE	4 434	48 969	17 314				
PHILIPPINES	417	2 364	846				
CHINA	458	219	77				
SOUTH KOREA	20 686	34 115	11 789				
JAPAN	100 991	430 366	150 759				
TAIWAN	15 419	47 360	16 744				
HONG KONG	5 919	24 562	8 678				
AUSTRALIA	1 370	2 632	946				
NEW ZEALAND	56	306	111				
EXPORTS	3 295 227	6 333 508	2 227 169				
FRANCE	352 189	687 483	242 168				
BELGIUM LUX	241 664	384 020	134 857				
NETHERLANDS	169 217	395 541	139 206				
ITALY	339 754	557 497	196 620				
UNITED KINGDOM	270 058	507 165	178 428				
IRELAND	3 203	10 033	3 534				
DENMARK	65 536	157 437	55 223				
GREECE	51 441	50 736	17 807				
ICELAND	4 230	6 097	2 134				
NORWAY	72 738	103 979	36 594				
SWEDEN	193 425	402 764	141 409				
FINLAND	35 355	113 501	39 934				
SWITZERLAND	114 178	346 304	121 570				
AUSTRIA	124 667	292 132	102 779				
PORTUGAL	16 074	38 248	13 416				
SPAIN	101 382	187 146	65 825				
ANDORRA	125	244	78				
MALTA	1 373	1 569	530				
YUGOSLAVIA	54 853	67 103	23 601				

6 IMPORTS AND EXPORTS (SPECIAL TRADE) BY GROUPS OF THE SITC-REV. II AND BY COUNTRIES OF PRODUCTION AND CONSUMPTION 1984

GROUP COUNTRY	DT = 100 KG	1 000 DM	1 000 \$	GROUP COUNTRY	DT = 100 KG	1 000 DM	1 000 \$
SINGAPORE	9 739	38 571	13 617	GAMBIA	443	840	302
PHILIPPINES	5 885	4 740	1 647	GUIN BISSAU	111	112	40
CHINA	607	7 637	2 650	GUINEA	2 303	5 080	1 841
NORTH KOREA	62	439	152	SIERRA LEONE	1 515	3 544	1 254
SOUTH KOREA	6 424	21 959	7 685	LIBERIA	1 349	2 702	965
JAPAN	11 463	73 826	25 829	IVORY COAST	2 800	7 072	2 501
TAIWAN	13 062	17 826	6 262	GHANA	2 110	3 314	1 167
HONG KONG	8 728	32 219	11 322	TOGO	951	2 028	719
AUSTRALIA	55 441	91 072	31 976	BENIN	467	858	301
NEW ZEALAND	3 068	7 810	2 717	NIGERIA	30 868	49 682	16 856
NEW CALEDON	86	332	112	CAMEROON	6 540	12 417	4 403
KIRIBATI	99	134	48	CENT AFR REP	192	482	174
FR POLYNESIA	2 307	1 966	688	EQUAT GUINEA	67	161	57
				S TOME PRINC	201	751	254
781 PASS MOTOR VEH EXC BUSES				GABON	1 824	5 252	1 852
				CONGO	707	1 859	653
IMPORTS	10 288 557	12 298 980	4 352 981	ZAIRE	7 807	16 727	5 917
FRANCE	1 570 890	1 842 390	654 105	RWANDA	974	1 781	629
BELGIUM LUX	3 314 050	4 595 832	1 620 077	BURUNDI	1 821	4 625	1 649
NETHERLANDS	74 979	81 093	28 617	ANGOLA	378	713	250
ITALY	916 870	963 004	342 089	ETHIOPIA	1 294	2 859	1 015
UNITED KINGDOM	140 795	225 769	79 061	DJIBOUTI	304	698	246
DENMARK	11 089	13 968	4 954	SOMALIA	1 041	1 910	674
GREECE	229	360	128	KENYA	4 022	9 891	3 499
NORWAY	851	1 045	362	UGANDA	2 540	6 989	2 480
SWEDEN	164 649	274 759	96 145	TANZANIA	2 430	5 725	2 022
FINLAND	14 234	18 780	6 567	MOZAMBIQUE	518	1 364	484
SWITZERLAND	5 957	9 350	3 286	MADAGASCAR	506	1 196	438
AUSTRIA	39 866	71 857	25 085	REUNION	6 784	12 366	4 360
PORTUGAL	1 056	1 366	493	MAURITIUS	650	1 125	389
SPAIN	756 800	836 862	296 852	COMOROS	134	313	110
YUGOSLAVIA	225	116	39	ZAMBIA	1 414	3 708	1 300
SOVIET UNION	111 492	50 420	17 954	ZIMBABWE	1 364	3 504	1 222
POLAND	8 117	4 802	1 694	MALAWI	1 755	4 680	1 640
CZECHOSLOVAKIA	14 306	5 871	2 151	REP S AFRICA	59 537	123 459	44 175
HUNGARY	90	104	36	BOTSWANA	56	116	41
ROMANIA	465	246	88	LESOTHO	80	199	74
BULGARIA	37	101	36	USA	4 623 409	14 641 299	5 112 207
LIBYA	105	120	44	CANADA	336 106	795 389	279 696
NIGERIA	113	188	64	MEXICO	4 907	20 058	7 142
KENYA	28	85	31	BERMUDA	973	1 971	704
REP S AFRICA	107	325	115	GUATEMALA	5 580	16 896	5 978
USA	19 311	32 497	11 551	BELIZE	27	104	36
CANADA	398	777	278	HONDURAS	1 035	3 318	1 148
MEXICO	105 847	87 387	31 228	EL SALVADOR	1 004	2 530	873
BRAZIL	6 565	5 977	2 138	NICARAGUA	155	367	132
URUGUAY	96	88	33	COSTA RICA	3 191	9 395	3 265
ARGENTINA	72	100	34	PANAMA	6 620	20 627	7 236
IRAQ	108	227	77	CUBA	358	1 296	468
JORDAN	51	100	33	HAITI	1 739	4 951	1 780
SAUDI ARABIA	758	2 182	803	BAHAMAS	597	1 202	430
KUWAIT	187	214	74	DOMINIC REP	2 503	6 351	2 232
QATAR	242	563	198	GUADELOUPE	3 042	5 803	2 011
ARAB EMIRAT	302	510	183	MARTINIQUE	4 329	8 294	2 862
OMAN	43	222	80	JAMAICA	2 610	9 667	3 344
NORTH KOREA	163	779	258	BARBADOS	865	3 008	1 063
JAPAN	3 006 064	3 167 713	1 125 646	TRINIDAD TOB	651	2 272	795
EXPORTS	26 073 496	47 097 098	16 497 155	NETH ANTILL	1 126	4 031	1 384
FRANCE	2 313 063	3 496 011	1 224 595	COLOMBIA	12 208	31 695	10 787
BELGIUM LUX	4 856 097	5 397 069	1 902 199	VENEZUELA	2 864	12 031	4 249
NETHERLANDS	1 239 535	1 670 017	588 879	GUYANA	251	777	273
ITALY	2 158 289	3 597 731	1 259 247	SURINAME	628	1 101	388
UNITED KINGDOM	3 587 028	6 056 344	2 126 575	FRENCH GUIAN	1 667	3 207	1 125
IRELAND	76 896	101 599	35 669	ECUADOR	3 123	8 719	3 063
DENMARK	403 318	452 824	160 508	PERU	3 358	9 080	3 191
GREECE	204 120	253 290	88 791	BRAZIL	3 355	13 016	4 581
ICELAND	8 242	13 274	4 669	CHILE	8 859	28 338	9 934
NORWAY	350 985	468 494	163 527	BOLIVIA	1 922	5 475	1 870
SWEDEN	747 276	1 083 589	377 049	PARAGUAY	1 166	2 688	951
FINLAND	242 014	312 743	109 148	URUGUAY	2 434	6 249	2 166
SWITZERLAND	1 065 865	1 861 214	655 261	ARGENTINA	5 107	19 828	6 889
AUSTRIA	1 003 640	1 456 078	508 578	CYPRUS	19 443	40 646	14 260
PORTUGAL	70 119	98 478	34 573	LEBANON	78 900	33 948	11 720
SPAIN	677 632	900 642	309 363	SYRIA	9 384	22 461	8 026
ANDORRA	1 804	5 045	1 766	IRAQ	3 538	11 636	4 062
GIBRALTAR	804	1 942	683	IRAN	14 909	33 493	11 433
MALTA	8 330	15 106	5 271	ISRAEL	82 720	128 431	44 683
YUGOSLAVIA	212 345	243 334	85 477	JORDAN	36 793	49 613	17 518
TURKEY	34 109	55 926	19 560	SAUDI ARABIA	132 414	442 489	155 492
SOVIET UNION	2 476	5 442	1 883	KUWAIT	66 146	190 281	67 265
POLAND	91 265	90 949	31 735	BAHRAIN	14 943	47 208	16 710
CZECHOSLOVAKIA	5 765	9 310	3 278	QATAR	22 812	80 373	27 783
HUNGARY	16 570	27 898	9 670	ARAB EMIRAT	46 016	145 166	50 998
ROMANIA	1 318	2 307	809	OMAN	15 085	44 905	15 684
BULGARIA	2 804	4 698	1 622	NORTH YEMEN	2 143	5 987	2 051
ALBANIA	32	126	46	SOUTH YEMEN	505	1 113	381
CANARY IS	13 464	29 332	10 303	AFGHANISTAN	2 141	2 084	761
MOROCCO	3 010	8 906	3 058	PAKISTAN	3 921	13 396	4 698
CEUTA MEL	984	3 236	1 125	INDIA	4 830	14 709	5 207
ALGERIA	12 189	22 024	7 548	BANGLADESH	515	1 287	442
TUNISIA	13 069	21 777	7 483	MALDIVES	230	722	271
LIBYA	15 972	26 228	9 385	SRI LANKA	1 014	2 403	851
EGYPT	79 039	79 196	27 822	NEPAL	94	214	74
SUDAN	3 864	8 249	2 929	BURMA	141	324	115
MAURITANIA	326	1 056	377	THAILAND	53 677	83 209	29 240
MALI	507	1 247	421	VIETNAM	29	105	35
UPPER VOLTA	192	413	149	INDONESIA	14 975	28 872	10 083
NIGER	332	787	266	MALAYSIA	69 599	140 599	49 527
CHAD	220	337	126	BRUNEI	744	2 459	849
CAPE VERDE	53	95	32	SINGAPORE	21 460	52 511	18 546
SENEGAL	1 718	3 900	1 366	PHILIPPINES	2 445	7 001	2 430
				CHINA	17 074	26 092	8 812
				NORTH KOREA	812	4 295	1 530
				SOUTH KOREA	4 334	8 666	2 984

6 IMPORTS AND EXPORTS (SPECIAL TRADE) BY GROUPS OF THE SITC-REV. 11 AND BY COUNTRIES OF PRODUCTION AND CONSUMPTION 1984

GROUP COUNTRY	DT = 100 KG	1 000 DM	1 000 \$	GROUP COUNTRY	DT = 100 KG	1 000 DM	1 000 \$
JAPAN	383 323	980 268	343 593	ETHIOPIA	6 248	8 835	3 019
TAIWAN	76 059	175 585	62 045	DJIBOUTI	298	539	196
HONG KONG	20 645	57 043	19 937	SOMALIA	1 242	2 203	802
AUSTRALIA	104 610	275 720	95 672	KENYA	9 308	14 252	5 072
PAPUA NEW G	156	516	175	UGANDA	1 408	1 182	399
NEW ZEALAND	9 331	26 360	9 228	TANZANIA	2 248	1 950	682
AMER OCEANIA	151	657	212	MOZAMBIQUE	1 323	1 868	649
NEW CALEDON	5 353	10 288	3 635	MADAGASCAR	1 321	1 930	691
FIJI	59	147	51	REUNION	1 880	2 459	887
FR POLYNESIA	7 258	13 839	4 858	COMOROS	597	739	256
782 LORRIES, SPCL MTR VEH NES				ZAMBIA	1 658	1 970	703
IMPORTS	1 113 091	1 144 435	404 300	ZIMBABWE	6 672	8 185	2 794
FRANCE	180 679	140 414	49 769	MALAWI	228	260	86
BELGIUM LUX	163 085	177 997	62 695	REP S AFRICA	114 804	151 360	52 058
NETHERLANDS	151 880	185 640	65 492	BOTSWANA	309	327	117
ITALY	181 022	141 617	49 592	USA	20 066	28 426	10 033
UNTD KINGDOM	46 052	54 913	19 391	CANADA	7 947	10 992	3 770
IRELAND	590	226	74	GUATEMALA	2 367	3 392	1 241
DENMARK	13 236	6 824	2 453	HONDURAS	292	162	57
NORWAY	3 820	3 100	1 094	EL SALVADOR	713	664	216
SWEDEN	44 132	44 735	15 732	PANAMA	446	150	53
FINLAND	3 010	1 019	363	CUBA	1 116	2 257	751
SWITZERLAND	53 955	88 692	31 400	HAITI	244	252	90
AUSTRIA	51 594	41 222	14 686	DOMINIC REP	1 170	175	61
PORTUGAL	4 668	5 946	2 162	GUADELOUPE	1 390	1 822	635
SPAIN	1 035	1 140	403	MARTINIQUE	1 599	2 287	793
YUGOSLAVIA	92 558	145 529	51 672	TRINIDAD TOB	110	253	84
SOVIETUNION	660	1 148	397	COLOMBIA	663	1 069	400
POLAND	264	531	175	VENEZUELA	36	97	34
CZECHOSLOVA	6 478	4 388	1 525	ECUADOR	1 815	2 603	859
ALGERIA	810	729	259	PERU	4 773	8 623	2 927
USA	23 784	26 083	9 248	CHILE	8 959	12 742	4 546
CANADA	116	365	121	BOLIVIA	91	91	31
BRAZIL	13 196	11 183	3 939	PARAGUAY	37	101	32
IRAQ	663	126	46	ARGENTINA	254	890	311
SAUDI ARABIA	870	86	32	CYPRUS	4 933	4 994	1 770
KUWAIT	150	200	65	LEBANON	18 493	14 606	5 272
JAPAN	73 863	60 338	21 431	SYRIA	63 885	36 446	12 802
EXPORTS	5 725 676	6 052 185	2 126 273	IRAQ	41 184	59 118	20 826
FRANCE	542 699	618 729	217 980	IRAN	253 165	244 270	87 924
BELGIUM LUX	358 320	245 984	85 793	ISRAEL	26 975	37 234	12 983
NETHERLANDS	414 225	447 651	157 095	JORDAN	31 478	25 561	8 932
ITALY	412 271	391 688	137 039	SAUDI ARABIA	314 411	422 347	149 634
UNTD KINGDOM	466 285	586 826	205 274	KUWAIT	50 995	64 155	22 674
IRELAND	7 898	9 074	3 170	BAHRAIN	1 764	2 686	916
DENMARK	148 967	181 479	63 544	QATAR	3 327	4 072	1 435
GREECE	302 160	78 138	27 552	ARAB EMIRAT	32 201	34 221	12 139
ICELAND	6 927	6 789	2 431	OMAN	52 936	60 083	21 045
FAROE IS	113	90	30	NORTH YEMEN	8 900	13 405	4 668
NORWAY	75 898	95 969	33 470	SOUTH YEMEN	440	320	114
SWEDEN	88 179	111 958	38 857	AFGHANISTAN	64 802	6 407	2 301
FINLAND	84 916	105 816	36 984	PAKISTAN	12 288	24 348	8 828
SWITZERLAND	229 256	341 590	119 827	INDIA	11 250	24 233	8 886
AUSTRIA	261 754	299 347	104 774	SRI LANKA	248	313	109
PORTUGAL	8 573	11 349	3 792	BURMA	74	346	128
SPAIN	34 305	42 479	14 904	THAILAND	2 857	3 150	1 097
ANDORRA	470	281	100	INDONESIA	57 879	69 777	24 627
MALTA	379	290	97	MALAYSIA	12 317	16 168	5 707
YUGOSLAVIA	178 658	174 154	61 731	SINGAPORE	11 053	17 916	6 402
TURKEY	136 252	48 051	17 150	CHINA	48 083	59 112	20 296
SOVIETUNION	11 631	19 003	6 580	NORTH KOREA	716	3 468	1 304
POLAND	27 353	13 937	4 954	SOUTH KOREA	6 054	11 751	4 192
CZECHOSLOVA	10 189	18 326	6 027	JAPAN	2 346	3 263	1 186
HUNGARY	6 089	7 232	2 425	TAIWAN	885	3 769	1 292
ROMANIA	131	418	140	HONG KONG	1 263	1 890	633
BULGARIA	12 342	15 493	5 276	AUSTRALIA	36 984	56 373	19 670
ALBANIA	319	472	172	NEW ZEALAND	8 251	12 066	4 206
CANARY IS	3 587	2 645	945	WEST SAMOA	84	99	35
MOROCCO	883	385	139	FR POLYNESIA	7 080	6 181	2 199
ALGERIA	42 447	82 181	29 808	783 ROAD MOTOR VEHICLES NES			
TUNISIA	13 212	15 211	5 146	IMPORTS	153 404	159 929	55 618
LIBYA	31 261	45 196	15 766	FRANCE	29 638	21 721	7 698
EGYPT	240 483	199 147	70 447	BELGIUM LUX	19 827	19 202	6 725
SUDAN	11 540	12 131	4 428	NETHERLANDS	6 376	4 204	1 465
MAURITANIA	5 315	7 077	2 527	ITALY	30 811	27 231	9 498
MALI	1 821	2 462	914	UNTD KINGDOM	2 133	2 206	811
UPPER VOLTA	1 560	2 250	760	IRELAND	1 210	3 222	1 130
NIGER	172	263	93	DENMARK	807	356	126
CHAD	2 048	1 379	492	NORWAY	483	896	337
CAPE VERDE	275	319	114	SWEDEN	5 229	1 957	684
SENEGAL	1 806	2 143	776	FINLAND	657	753	259
GAMBIA	299	299	101	SWITZERLAND	27 455	46 858	15 933
GUIN BISSAU	48	108	36	AUSTRIA	25 790	28 912	10 124
GUINEA	3 469	5 680	1 968	SPAIN	616	1 102	366
SIERRA LEONE	1 923	2 349	870	POLAND	432	200	74
LIBERIA	1 739	1 357	483	CZECHOSLOVA	367	262	88
IVORY COAST	5 713	7 585	2 698	HUNGARY	856	584	205
GHANA	10 443	3 622	1 253	USA	209	132	48
TOGO	1 681	2 484	894	EXPORTS	1 644 473	2 178 415	768 248
BENIN	1 536	761	269	FRANCE	270 534	387 256	137 255
NIGERIA	59 240	84 031	28 830	BELGIUM LUX	41 217	52 468	18 650
CAMEROON	22 402	27 047	9 439	NETHERLANDS	53 295	62 099	21 716
CENT AFR REP	1 840	1 243	426	ITALY	44 260	71 211	24 896
GABON	6 272	10 413	3 669	UNTD KINGDOM	91 815	152 063	53 195
CONGO	6 662	12 487	4 267	IRELAND	4 517	5 426	1 903
ZAIRE	16 418	19 222	6 876	DENMARK	27 586	39 003	13 709
RWANDA	1 912	2 784	972	GREECE	15 253	8 778	3 148
BURUNDI	2 849	4 252	1 515	ICELAND	1 728	1 791	646
ANGOLA	687	1 225	415				

6 IMPORTS AND EXPORTS (SPECIAL TRADE) BY GROUPS OF THE SITC-REV. II AND BY COUNTRIES OF PRODUCTION AND CONSUMPTION 1984

GROUP COUNTRY	DT = 100 KG	1 000 DM	1 000 \$	GROUP COUNTRY	DT = 100 KG	1 000 DM	1 000 \$
NORWAY	8 006	16 790	5 967	SOVIETUNION	1 897	1 341	467
SWEDEN	12 090	27 910	9 672	POLAND	840	1 150	396
FINLAND	3 764	6 161	2 216	CZECHOSLOVA	2 345	1 680	583
SWITZERLAND	55 085	117 935	41 713	HUNGARY	3 330	2 285	799
AUSTRIA	70 968	131 408	47 064	ROMANIA	5 852	1 233	436
PORTUGAL	830	1 642	562	BULGARIA	148	89	31
SPAIN	7 885	10 098	3 546	REP S AFRICA	1 632	2 334	845
ANDORRA	193	346	125	USA	89 645	241 937	85 319
YUGOSLAVIA	7 724	9 547	3 234	CANADA	10 053	6 503	2 228
TURKEY	219 444	78 125	27 597	MEXICO	35 052	17 743	6 142
SOVIETUNION	25 653	30 185	9 920	BRAZIL	50 872	41 184	14 553
POLAND	1 901	2 048	739	URUGUAY	353	683	236
CZECHOSLOVA	455	358	117	ISRAEL	405	412	143
HUNGARY	3 403	3 936	1 352	JORDAN	9	100	36
BULGARIA	4 313	5 410	1 859	INDIA	996	989	340
CANARY IS	590	1 292	469	THAILAND	20	168	60
MOROCCO	283	493	163	PHILIPPINES	6 777	3 903	1 354
ALGERIA	1 236	3 640	1 221	CHINA	286	144	47
TUNISIA	10 112	1 070	379	JAPAN	135 542	270 887	95 018
LIBYA	20 295	41 862	14 118	TAIWAN	1 912	1 441	507
EGYPT	20 596	22 018	7 893	AUSTRALIA	676	771	273
SUDAN	1 935	1 185	399	NEW ZEALAND	833	856	301
MAURITANIA	184	323	110	EXPORTS	14 734 648	17 080 706	6 017 060
MALI	143	132	50	FRANCE	1 595 217	1 874 419	662 056
GUINEA	287	198	73	BELGIUM LUX	2 469 225	1 655 434	583 299
SIERRA LEONE	1 593	2 152	794	NETHERLANDS	681 306	694 153	244 595
LIBERIA	455	255	91	ITALY	672 119	987 564	347 928
GHANA	2 278	1 917	660	UNITD KINGDOM	2 039 578	1 804 450	632 675
TOGO	274	135	45	IRELAND	13 891	25 283	8 934
NIGERIA	24 944	42 959	14 564	DENMARK	205 316	199 824	70 428
CAMEROON	1 383	700	258	GREECE	272 489	102 022	35 790
CENT AFR REP	269	203	75	ICELAND	2 924	5 842	2 062
GABON	2 353	3 007	1 045	NORWAY	82 822	146 834	51 650
CONGO	141	164	60	SWEDEN	692 963	663 056	233 448
ZAIRE	649	1 012	351	FINLAND	79 679	106 286	37 362
RWANDA	152	227	78	SWITZERLAND	213 569	394 173	138 973
ETHIOPIA	892	1 596	573	AUSTRIA	610 782	748 210	263 916
SOMALIA	229	223	78	PORTUGAL	19 737	42 624	15 015
KENYA	2 444	3 630	1 285	SPAIN	782 062	594 950	209 914
UGANDA	974	1 442	489	ANDORRA	311	1 028	365
MADAGASCAR	99	106	40	MALTA	575	1 390	484
REUNION	156	325	113	YUGOSLAVIA	113 171	152 853	53 345
ZAMBIA	706	1 047	372	TURKEY	81 768	183 156	65 050
ZIMBABWE	771	1 248	443	SOVIETUNION	30 927	109 939	39 923
MALAWI	345	541	190	POLAND	31 242	19 657	6 806
REP S AFRICA	56 449	82 879	28 117	CZECHOSLOVA	4 975	8 222	2 819
USA	15 387	45 666	16 033	HUNGARY	14 986	33 172	11 545
CANADA	205	208	68	ROMANIA	595	1 265	429
GUATEMALA	88	92	30	BULGARIA	7 898	10 496	3 617
HONDURAS	76	137	44	CANARY IS	4 698	11 575	4 043
DOMINIC REP	183	182	63	MOROCCO	1 719	5 626	1 951
GUADELOUPE	174	439	161	CEUTA MEL	427	1 386	497
MARTINIQUE	272	440	161	ALGERIA	100 039	156 408	55 120
COLOMBIA	151	195	75	TUNISIA	6 686	20 370	7 143
VENEZUELA	126	289	97	LIBYA	26 570	101 069	36 503
ECUADOR	544	888	286	EGYPT	182 092	149 433	52 823
PERU	605	912	342	SUDAN	3 309	11 814	4 223
CHILE	2 084	2 575	877	MAURITANIA	938	3 074	1 104
CYPRUS	1 259	284	102	MALI	265	519	179
LEBANON	1 214	345	124	UPPER VOLTA	136	438	154
SYRIA	11 974	12 401	4 334	NIGER	180	538	187
IRAQ	25 465	42 635	14 580	CHAD	387	1 169	436
IRAN	215 790	262 017	95 699	CAPE VERDE	37	154	54
ISRAEL	12 779	32 835	11 566	SENEGAL	1 298	1 017	361
JORDAN	18 080	22 016	7 595	GAMBIA	121	299	101
SAUDI ARABIA	117 921	174 321	62 094	GUINEA	536	846	295
KUWAIT	14 482	25 666	9 016	SIERRA LEONE	793	2 509	890
BAHRAIN	317	1 003	378	LIBERIA	1 482	2 577	905
QATAR	5 638	8 234	2 934	IVORY COAST	2 536	6 684	2 400
ARAB EMIRAT	8 725	12 596	4 287	GHANA	7 774	15 274	5 355
OMAN	13 562	12 944	4 657	TOGO	552	1 135	392
NORTH YEMEN	489	842	272	BENIN	203	211	71
AFGHANISTAN	5 914	667	235	NIGERIA	22 375	46 995	16 108
THAILAND	295	320	103	CAMEROON	3 799	5 653	2 003
INDONESIA	178	359	138	CENT AFR REP	898	490	177
MALAYSIA	2 633	2 938	970	GABON	2 156	7 252	2 536
CHINA	8 622	10 646	3 546	CONGO	1 796	3 550	1 236
JAPAN	9 002	27 997	9 837	ZAIRE	3 432	13 187	4 643
TAIWAN	372	318	112	RWANDA	524	1 646	582
AUSTRALIA	21 052	31 853	10 952	BURUNDI	550	2 066	733
NEW ZEALAND	1 824	2 498	841	ANGOLA	1 677	5 914	2 039
784 MOTOR VEHCL PTS,ACC NES				ETHIOPIA	2 073	8 123	2 794
IMPORTS	6 087 769	5 498 447	1 937 965	SOMALIA	412	1 549	551
FRANCE	1 518 223	1 633 987	576 047	KENYA	3 295	9 312	3 292
BELGIUM LUX	753 038	431 789	152 046	UGANDA	906	2 876	1 029
NETHERLANDS	320 187	200 232	70 612	TANZANIA	1 890	4 958	1 739
ITALY	841 316	754 440	265 118	MOZAMBIQUE	509	2 080	738
UNITD KINGDOM	805 652	738 765	260 798	MADAGASCAR	1 664	5 261	1 854
IRELAND	41 674	35 635	12 655	REUNION	965	3 037	1 059
DENMARK	81 123	49 857	17 627	MAURITIUS	131	387	136
GREECE	455	273	96	COMOROS	23	143	48
NORWAY	48 249	54 056	18 963	ZAMBIA	1 039	3 541	1 245
SWEDEN	80 197	88 669	31 211	ZIMBABWE	2 560	8 532	3 059
FINLAND	3 271	4 415	1 569	MALAWI	162	643	226
SWITZERLAND	189 080	126 232	44 373	REP S AFRICA	675 503	1 259 444	444 963
AUSTRIA	353 379	409 118	144 200	BOTSWANA	199	290	101
PORTUGAL	11 715	16 851	5 918	SWAZILAND	284	185	69
SPAIN	490 907	273 222	96 352	USA	857 313	1 489 019	522 221
MALTA	163	605	214	CANADA	51 831	104 880	36 612
YUGOSLAVIA	173 267	80 161	28 193	MEXICO	573 792	589 780	207 855
TURKEY	26 030	4 927	1 727	BERMUDA	91	286	101
				GUATEMALA	1 467	3 961	1 364

6 IMPORTS AND EXPORTS (SPECIAL TRADE) BY GROUPS OF THE SITC-REV. 11 AND BY COUNTRIES OF PRODUCTION AND CONSUMPTION 1984

GROUP COUNTRY	DT = 100 KG	1 000 DM	1 000 \$	GROUP COUNTRY	DT = 100 KG	1 000 DM	1 000 \$
HONDURAS	458	1 597	551	NETHERLANDS	70 874	92 936	32 978
EL SALVADOR	1 009	2 543	909	ITALY	35 075	55 183	19 505
NICARAGUA	65	196	72	UNTD KINGDOM	56 987	72 515	25 118
COSTA RICA	714	2 923	1 015	IRELAND	4 822	4 473	1 519
PANAMA	560	2 144	755	DENMARK	30 428	41 923	14 932
CUBA	340	1 821	652	GREECE	4 450	5 531	1 918
HAITI	138	509	178	ICELAND	257	491	170
BAHAMAS	118	170	58	NORWAY	9 030	15 912	5 731
DOMINIC REP	647	2 076	728	SWEDEN	15 120	32 136	11 480
GUADELOUPE	1 344	3 371	1 175	FINLAND	10 898	17 567	6 197
MARTINIQUE	1 790	4 301	1 523	SWITZERLAND	16 639	31 728	11 252
JAMAICA	546	1 668	585	AUSTRIA	51 052	63 087	22 592
BARBADOS	2 394	4 755	1 755	PORTUGAL	347	844	309
TRINIDAD TOB	337	1 135	401	SPAIN	3 416	11 409	4 032
NETH ANTILL	76	266	95	ANDORRA	76	258	93
COLOMBIA	2 278	6 358	2 254	YUGOSLAVIA	1 886	2 363	832
VENEZUELA	3 609	11 595	3 977	TURKEY	150	301	109
SURINAME	123	339	114	POLAND	121	416	149
FRENCH GUIAN	122	409	147	CZECHOSLOVA	642	1 646	570
ECUADOR	2 350	7 922	2 804	HUNGARY	172	409	140
PERU	1 837	4 569	1 604	CANARY IS	55	234	82
BRAZIL	55 013	88 780	30 930	MOROCCO	147	124	46
CHILE	4 439	9 413	3 280	ALGERIA	1 348	3 536	1 248
BOLIVIA	2 550	1 281	447	TUNISIA	217	846	310
PARAGUAY	547	2 247	768	EGYPT	419	387	136
URUGUAY	1 059	2 853	995	MALI	99	480	158
ARGENTINA	79 590	122 468	42 693	CHAD	26	101	34
CYPRUS	4 387	7 703	2 715	IVORY COAST	589	518	188
LEBANON	138 694	55 058	19 025	GHANA	71	139	47
SYRIA	36 434	21 749	7 589	NIGERIA	3 180	2 638	915
IRAQ	42 528	126 621	44 054	CAMEROON	181	263	93
IRAN	446 416	660 983	235 408	CENT AFR REP	99	103	37
ISRAEL	53 326	124 877	44 011	GABON	22	85	30
JORDAN	34 813	30 347	10 640	ZAIRE	1 254	1 322	458
SAUDI ARABIA	120 902	241 516	85 338	UGANDA	53	173	56
KUWAIT	19 575	40 739	14 286	TANZANIA	145	276	96
BAHRAIN	1 361	5 031	1 782	ZAMBIA	93	413	134
QATAR	2 636	8 908	3 154	MALAWI	175	115	42
ARAB EMIRAT	18 121	39 434	13 756	REP S AFRICA	1 696	3 251	1 149
OMAN	7 678	17 687	6 187	USA	32 206	87 843	30 178
NORTH YEMEN	498	1 685	584	CANADA	2 399	5 817	2 018
SOUTH YEMEN	106	370	131	GUATEMALA	104	300	102
AFGHANISTAN	30 052	2 663	942	COSTA RICA	107	356	121
PAKISTAN	6 336	9 478	3 373	COLOMBIA	1 553	1 186	418
INDIA	6 103	16 039	5 631	VENEZUELA	27	121	43
BANGLADESH	772	3 182	1 132	SURINAME	240	537	196
SRI LANKA	563	1 442	511	CHILE	270	405	137
BURMA	46	192	64	ARGENTINA	197	1 429	507
THAILAND	19 550	36 717	12 955	CYPRUS	78	157	52
INDONESIA	13 842	26 255	9 022	LEBANON	142	208	72
MALAYSIA	20 884	39 535	13 807	SYRIA	35	258	92
SINGAPORE	39 820	81 302	28 796	IRAQ	645	450	155
PHILIPPINES	2 431	7 258	2 535	IRAN	271	714	246
CHINA	22 149	41 057	14 421	ISRAEL	1 778	1 733	617
NORTH KOREA	368	1 774	611	SAUDI ARABIA	110	429	146
SOUTH KOREA	34 077	74 047	26 234	KUWAIT	58	201	69
JAPAN	81 834	222 078	78 606	QATAR	253	1 141	400
TAIWAN	6 008	15 664	5 464	OMAN	57	261	84
HONG KONG	5 001	17 605	6 156	NORTH YEMEN	189	2 001	670
AUSTRALIA	69 585	150 272	52 543	INDIA	1 614	4 017	1 415
NEW ZEALAND	5 630	13 142	4 619	INDONESIA	538	609	214
SOLOMON IS	75	464	165	MALAYSIA	27	142	51
NEW CALEDON	692	1 933	673	SINGAPORE	64	208	73
FR POLYNESIA	611	1 868	655	JAPAN	2 798	13 048	4 560
				TAIWAN	274	1 084	396
				AUSTRALIA	4 486	15 420	5 378
				NEW ZEALAND	301	926	319
				FR POLYNESIA	58	118	43
785 MOTOR & OTHER CYCLES ETC							
IMPORTS	680 677	964 538	346 911				
FRANCE	43 562	70 273	25 353	786 VEH NES NONMOTR, TRAILERS			
BELGIUM LUX	12 482	19 246	6 819	IMPORTS	672 707	414 514	146 566
NETHERLANDS	49 643	66 350	23 514	FRANCE	155 715	108 868	38 513
ITALY	184 187	198 181	70 910	BELGIUM LUX	64 881	36 009	12 731
UNTD KINGDOM	8 700	15 370	5 440	NETHERLANDS	113 534	51 157	18 174
IRELAND	69	270	94	ITALY	69 856	30 804	10 891
DENMARK	855	1 180	421	UNTD KINGDOM	10 771	5 284	1 865
GREECE	224	113	38	IRELAND	446	294	100
NORWAY	699	853	313	DENMARK	45 387	23 399	8 318
SWEDEN	1 536	4 900	1 734	NORWAY	1 468	334	118
FINLAND	770	805	286	SWEDEN	17 029	18 041	6 410
SWITZERLAND	11 323	17 735	6 319	FINLAND	20 523	4 605	1 524
AUSTRIA	26 246	40 939	14 619	SWITZERLAND	28 746	16 856	5 934
PORTUGAL	177	127	42	AUSTRIA	156 576	68 105	24 383
SPAIN	3 999	7 093	2 580	PORTUGAL	233	109	39
YUGOSLAVIA	14 221	8 575	3 124	SPAIN	15 726	6 205	2 157
SOVIETUNION	284	232	80	YUGOSLAVIA	17 466	9 177	3 327
POLAND	3 710	1 894	681	TURKEY	674	133	46
CZECHOSLOVA	9 307	5 154	1 823	SOVIETUNION	1 584	147	51
USA	4 962	19 423	6 953	POLAND	12 698	2 402	814
BRAZIL	168	158	55	CZECHOSLOVA	1 062	378	132
ISRAEL	74	159	56	HUNGARY	12 964	3 363	1 169
INDIA	3 768	3 019	1 066	ROMANIA	3 463	695	245
SRI LANKA	160	129	50	USA	49 018	6 259	2 200
THAILAND	170	145	56	CANADA	346	115	41
MALAYSIA	69	106	39	BRAZIL	1 969	465	161
SINGAPORE	1 127	1 582	576	ISRAEL	10 425	3 012	1 056
CHINA	1 183	595	207	CHINA	1 357	298	107
JAPAN	267 535	456 434	165 159	SOUTH KOREA	21 807	4 481	1 475
TAIWAN	29 266	23 271	8 426	JAPAN	25 645	9 196	3 066
EXPORTS	420 951	668 545	242 155	TAIWAN	9 304	3 687	1 303
FRANCE	27 331	53 759	18 782	AUSTRALIA	160	425	138
BELGIUM LUX	19 527	25 927	9 157				

6 IMPORTS AND EXPORTS (SPECIAL TRADE) BY GROUPS OF THE SITC-REV. II AND BY COUNTRIES OF PRODUCTION AND CONSUMPTION 1984

GROUP COUNTRY	DT = 100 KG	1 000 DM	1 000 \$	GROUP COUNTRY	DT = 100 KG	1 000 DM	1 000 \$
EXPORTS	2 337 228	1 658 045	585 385 791	RAILWAY VEHICLES			
FRANCE	256 979	196 522	69 369	IMPORTS	197 854	199 641	70 577
BELGIUM LUX	145 279	95 815	34 025	FRANCE	54 308	29 527	10 490
NETHERLANDS	380 102	262 149	92 876	BELGIUM LUX	12 318	1 898	665
ITALY	69 195	51 600	18 253	NETHERLANDS	34 934	64 612	23 482
UNITD KINGDOM	80 397	57 775	20 412	ITALY	9 379	2 538	906
IRELAND	4 178	2 558	911	UNITD KINGDOM	2 265	4 730	1 674
DENMARK	98 851	81 316	28 679	DENMARK	4 865	5 869	2 018
GREECE	50 351	15 984	5 571	NORWAY	934	1 166	429
ICELAND	6 932	6 422	2 324	SWEDEN	11 747	2 267	813
NORWAY	53 913	57 530	20 437	SWITZERLAND	16 834	18 295	6 350
SWEDEN	93 157	62 905	22 118	AUSTRIA	12 287	13 219	4 806
FINLAND	39 910	28 727	10 188	SPAIN	4 773	2 699	947
SWITZERLAND	148 765	117 376	41 645	YUGOSLAVIA	1 334	870	317
AUSTRIA	198 243	116 067	40 954	TURKEY	1 040	213	77
PORTUGAL	902	657	237	CZECHOSLOVA	121	151	56
SPAIN	7 069	7 193	2 544	HUNGARY	17 448	5 178	1 752
MALTA	918	234	87	LIBERIA	720	491	185
YUGOSLAVIA	7 587	3 699	1 306	USA	499	146	51
TURKEY	9 452	6 513	2 270	BRAZIL	11 200	44 784	15 209
SOVIETUNION	19 625	13 648	4 694	HONG KONG	400	420	154
POLAND	9 247	6 160	2 195		15	136	47
CZECHOSLOVA	2 262	2 339	802	EXPORTS	1 208 693	1 566 602	549 427
HUNGARY	7 130	6 868	2 370	FRANCE	45 149	20 743	7 367
BULGARIA	9 081	5 631	1 876	BELGIUM LUX	21 011	26 967	9 600
CANARY IS	115	172	55	NETHERLANDS	112 658	201 167	71 597
MOROCCO	600	340	119	ITALY	66 205	34 036	12 049
ALGERIA	41 588	33 552	11 826	UNITD KINGDOM	4 429	7 724	2 627
TUNISIA	5 903	2 946	1 053	IRELAND	13 093	43 965	15 980
LIBYA	14 715	8 452	2 932	DENMARK	31 014	53 124	18 409
EGYPT	35 289	20 732	7 191	GREECE	21 059	68 794	24 270
SUDAN	1 644	1 073	365	NORWAY	30 719	58 944	19 699
MAURITANIA	1 966	1 287	452	SWEDEN	35 752	31 492	10 955
SENEGAL	309	157	54	FINLAND	4 353	7 909	2 809
GUINEA	810	386	140	SWITZERLAND	52 189	40 055	14 149
SIERRA LEONE	850	620	220	AUSTRIA	55 740	40 671	14 206
LIBERIA	400	176	60	PORTUGAL	2 780	2 005	723
IVORY COAST	890	737	261	SPAIN	1 617	7 425	2 634
GHANA	1 575	919	324	YUGOSLAVIA	10 102	13 010	4 573
TOGO	459	213	74	TURKEY	7 683	10 352	3 726
NIGERIA	6 022	5 723	1 948	SOVIETUNION	135 339	28 009	9 979
CAMEROON	3 900	2 569	916	POLAND	210	1 177	408
GABON	652	542	195	CZECHOSLOVA	3 668	2 429	833
CONGO	2 140	1 860	632	HUNGARY	6 611	6 905	2 434
ZAIRE	1 872	1 468	518	ROMANIA	216	813	296
RWANDA	1 085	691	236	BULGARIA	1 601	1 483	496
BURUNDI	819	722	253	MOROCCO	10	121	39
ANGOLA	1 021	1 466	513	ALGERIA	3 166	2 782	1 003
ETHIOPIA	2 153	1 497	538	TUNISIA	14 601	51 980	17 804
SOMALIA	268	335	123	EGYPT	27 225	60 956	21 376
KENYA	452	677	231	SUDAN	310	743	267
UGANDA	1 541	930	314	MAURITANIA	13	255	84
TANZANIA	1 165	733	257	LIBERIA	124	364	127
MADAGASCAR	80	111	37	IVORY COAST	299	398	143
ZAMBIA	246	195	67	NIGERIA	380	143	51
ZIMBABWE	318	135	45	GABON	21	162	56
REP S AFRICA	16 481	13 821	4 740	ZAIRE	4 743	3 779	1 319
BOTSWANA	61	216	80	KENYA	132	284	98
USA	91 639	88 344	31 197	UGANDA	36	125	42
CANADA	2 241	1 823	642	TANZANIA	6 294	18 323	6 918
MEXICO	2 000	1 508	567	ZIMBABWE	536	199	70
COSTA RICA	257	144	51	REP S AFRICA	9 647	27 160	9 390
WEST INDIES	107	250	92	USA	21 017	35 756	12 476
JAMAICA	172	258	85	CANADA	6 653	16 132	5 682
NETH ANTILL	1 796	2 398	773	MEXICO	3 674	2 563	938
VENEZUELA	5 249	3 225	1 069	COLOMBIA	725	1 702	556
ECUADOR	192	291	108	VENEZUELA	38	314	114
PERU	401	1 279	454	BRAZIL	9 165	24 537	8 384
BRAZIL	81	169	58	CHILE	79	402	137
CHILE	796	323	114	BOLIVIA	281	84	32
BOLIVIA	244	147	49	SYRIA	40	196	68
URUGUAY	152	154	56	IRAQ	73 758	199 017	70 670
ARGENTINA	1 205	1 129	394	IRAN	312 247	255 550	87 388
CYPRUS	347	178	65	ISRAEL	95	398	141
LEBANON	2 894	1 325	459	SAUDI ARABIA	10 427	41 042	15 187
SYRIA	10 205	3 624	1 254	PAKISTAN	553	1 104	403
IRAQ	51 505	44 576	15 610	INDIA	1 955	1 996	708
IRAN	32 492	19 317	6 944	BANGLADESH	9	191	67
ISRAEL	7 522	5 950	2 076	SRI LANKA	113	1 662	609
JORDAN	30 401	14 331	5 090	BURMA	526	1 820	622
SAUDI ARABIA	101 071	57 577	20 454	THAILAND	11 849	12 718	4 337
KUWAIT	26 427	12 378	4 448	INDONESIA	16 173	66 870	23 313
BAHRAIN	500	410	146	MALAYSIA	3 324	4 755	1 666
QATAR	798	740	264	SINGAPORE	110	153	56
ARAB EMIRAT	8 297	6 404	2 180	PHILIPPINES	112	847	304
OMAN	6 926	5 762	2 006	CHINA	105	510	178
NORTH YEMEN	3 315	1 427	481	SOUTH KOREA	521	4 328	1 492
AFGHANISTAN	2 656	318	116	JAPAN	125	646	231
PAKISTAN	900	300	102	TAIWAN	915	1 790	629
INDIA	1 016	1 283	444	HONG KONG	469	1 565	552
SRI LANKA	221	223	76	AUSTRALIA	2 689	10 525	3 721
THAILAND	1 407	849	302	792 AIRCRAFT			
INDONESIA	2 296	1 992	685	IMPORTS	92 365	10 453 574	3 669 708
MALAYSIA	4 978	3 529	1 234	FRANCE	45 448	6 830 056	2 402 576
SINGAPORE	5 937	2 587	906	BELGIUM LUX	2 141	39 402	13 897
CHINA	393	553	195	NETHERLANDS	4 215	63 247	22 236
SOUTH KOREA	2 179	2 170	822	ITALY	1 794	202 957	71 576
JAPAN	8 174	9 251	3 341				
TAIWAN	5 696	2 551	895				
HONG KONG	18 406	19 278	6 730				
AUSTRALIA	34 496	18 712	6 565				
NEW ZEALAND	7 232	6 715	2 465				

6 IMPORTS AND EXPORTS (SPECIAL TRADE) BY GROUPS OF THE SITC-REV. 11 AND BY COUNTRIES OF PRODUCTION AND CONSUMPTION 1984

GROUP COUNTRY	DT * 100 KG	1 000 DM	1 000 \$	GROUP COUNTRY	DT * 100 KG	1 000 DM	1 000 \$
UNTD KINGDOM	15 276	1 839 303	647 440	IRAQ	83	10 984	3 725
IRELAND	33	2 994	1 018	IRAN	85	2 715	949
DENMARK	101	5 447	1 894	ISRAEL	147	7 439	2 635
GREECE	4	1 261	423	JORDAN	1	494	167
NORWAY	101	2 566	889	SAUDI ARABIA	89	13 669	4 797
SWEDEN	169	6 923	2 426	KUWAIT	78	7 923	2 745
FINLAND	23	5 799	2 033	BAHRAIN	3	267	94
SWITZERLAND	430	12 955	4 549	ARAB EMIRAT	89	2 359	824
AUSTRIA	941	7 917	2 835	OMAN	67	15 964	5 835
PORTUGAL	13	2 050	694	NORTH YEMEN	14	381	131
SPAIN	140	1 939	675	AFGHANISTAN	7	224	78
MALTA	3	787	284	PAKISTAN	20	3 662	1 306
YUGOSLAVIA	176	3 173	1 103	INDIA	102	16 101	5 329
TURKEY	45	3 270	1 078	SRI LANKA	1	187	60
SOVIETUNION	6	183	66	THAILAND	146	8 111	2 740
POLAND	18	155	54	INDONESIA	396	39 760	13 853
ROMANIA	40	2 435	805	MALAYSIA	55	6 043	2 190
MOROCCO	2	194	68	BRUNEI	1	326	113
ALGERIA	4	363	123	SINGAPORE	66	12 260	4 248
EGYPT	16	312	111	PHILIPPINES	5	956	336
SUDAN	32	2 083	750	SOUTH KOREA	9	632	230
NIGERIA	81	7 729	2 567	JAPAN	124	7 501	2 615
ETHIOPIA	19	2 118	741	TAIWAN		599	205
KENYA	10	675	239	HONG KONG	15	931	316
ZIMBABWE	49	2 838	1 020	AUSTRALIA	107	5 409	1 784
REP S AFRICA	43	1 089	389	PAPUA NEW G	3	1 007	337
USA	19 064	1 275 821	440 693	NEW ZEALAND	23	603	199
CANADA	186	46 756	16 538	POLAR REG	30	7 681	2 503
PANAMA	700	6 700	2 448				
JAMAICA		128	42	793 SHIPS AND BOATS			
BRAZIL		146	50				
SYRIA	10	437	155	IMPORTS	308 373	788 143	277 471
IRAQ	28	8 916	3 070				
IRAN	241	4 317	1 545	FRANCE	33 975	28 535	10 309
ISRAEL	14	200	71	BELGIUM LUX	368	7 674	2 746
JORDAN	8	1 237	425	NETHERLANDS	4 660	65 657	23 442
SAUDI ARABIA	180	13 524	4 733	ITALY	60 730	18 243	6 641
KUWAIT	14	1 457	507	UNTD KINGDOM	2 844	59 567	21 540
ARAB EMIRAT	68	6 239	2 141	IRELAND	70	304	106
NORTH YEMEN	34	2 487	848	DENMARK	1 288	23 076	8 289
AFGHANISTAN	26	885	298	GREECE	96	37 213	12 997
PAKISTAN	51	4 093	1 428	NORWAY	17 850	16 633	6 075
INDIA	19	1 198	421	SWEDEN	730	34 476	12 314
SRI LANKA	5	291	96	FINLAND	263	10 403	3 712
MALAYSIA	4	652	231	SWITZERLAND	31 359	7 643	2 751
SINGAPORE	30	859	297	AUSTRIA	1 609	5 283	1 903
PHILIPPINES	2	96	32	PORTUGAL	50	224	81
JAPAN	266	23 266	8 488	SPAIN	441	2 719	944
HONG KONG	16	691	253	GIBRALTAR	4	5 658	1 985
AUSTRALIA	7	658	226	MALTA	10	13 834	4 768
EXPORTS	96 703	10 901 284	3 817 399	YUGOSLAVIA	30	3 844	1 445
				SOVIETUNION	21	18 012	6 447
FRANCE	72 177	8 966 551	3 137 206	POLAND	190	70 645	24 011
BELGIUM LUX	364	12 738	4 545	CZECHOSLOVA	4 437	861	309
NETHERLANDS	1 236	65 090	22 827	HUNGARY	702	220	80
ITALY	3 334	393 936	139 069	LIBERIA	8	19 160	6 633
UNTD KINGDOM	7 639	787 300	277 560	CAMEROON	1	1 061	408
IRELAND	7	405	140	USA	764	82 327	27 990
DENMARK	205	7 093	2 472	CANADA	39	382	136
GREECE	137	18 027	6 413	PANAMA	25	86 689	31 608
ICELAND	144	1 575	520	VENEZUELA	1	1 389	526
NORWAY	151	11 325	4 101	ARGENTINA	1	457	153
SWEDEN	941	10 620	3 675	CYPRUS	8	7 626	2 643
FINLAND	191	11 092	3 959	SAUDI ARABIA	4	3 933	1 396
SWITZERLAND	829	30 306	10 669	QATAR	1	1 440	506
AUSTRIA	356	22 079	7 412	ARAB EMIRAT	2	1 182	430
PORTUGAL	5	168	60	MAOIVIES	2	2 873	961
SPAIN	869	58 403	21 196	INDONESIA	9	9 477	3 463
MALTA	6	2 429	895	SINGAPORE	7	37 977	12 498
YUGOSLAVIA	593	3 381	1 169	CHINA	484	91 906	31 709
TURKEY	127	7 140	2 536	JAPAN	1 069	353	127
CZECHOSLOVA	3	101	35	TAIWAN	144 290	7 503	2 715
MOROCCO	31	5 769	1 913	HONG KONG	4	1 491	564
ALGERIA	149	3 552	1 175	EXPORTS	29 392	2 046 187	724 357
TUNISIA	10	364	131				
LIBYA	145	10 565	3 841	FRANCE	1 211	10 060	3 574
EGYPT	31	2 411	834	BELGIUM LUX	3 149	5 409	1 933
SUDAN	65	1 061	376	NETHERLANDS	2 317	114 103	39 331
CAPE VERDE	5	322	115	ITALY	818	45 234	16 381
SENEGAL	9	410	141	UNTD KINGDOM	814	56 221	19 045
NIGERIA	441	44 120	14 800	IRELAND	634	310	114
GABON	26	709	235	DENMARK	555	60 137	21 328
ZAIRE	24	724	265	GREECE	674	19 585	7 477
ETHIOPIA	1	186	64	ICELAND	52	27 187	9 959
KENYA	7	383	131	FAROE IS	1	35 900	11 700
TANZANIA	12	305	112	NORWAY	879	5 680	2 014
ZAMBIA	1	97	34	SWEDEN	371	35 160	12 870
ZIMBABWE	38	111	40	FINLAND	334	4 160	1 520
MALAWI	13	293	103	SWITZERLAND	3 323	14 775	5 264
REP S AFRICA	185	11 928	4 268	AUSTRIA	5 577	8 358	2 986
BOTSWANA	31	5 034	1 684	PORTUGAL	26	126	47
LESOTHO		238	81	SPAIN	348	13 303	4 743
USA	3 936	188 262	65 524	MALTA	5	165	54
CANADA	58	2 831	1 007	YUGOSLAVIA	138	10 393	3 713
GUADELOUPE		930	307	TURKEY	115	9 088	2 954
JAMAICA	5	215	79	SOVIETUNION	9	151	56
COLOMBIA	9	5 050	1 946	POLAND	58	142	50
BRAZIL	98	1 990	684	CZECHOSLOVA	153	326	114
CHILE	51	3 969	1 349	ROMANIA	8	105	34
ARGENTINA	139	12 345	4 538	BULGARIA	361	390	142
CYPRUS	63	9 054	3 356	TUNISIA	4	2 312	853
LEBANON	4	247	90	EGYPT	697	22 651	7 313
SYRIA	55	3 313	1 188	GUINEA	6	11 258	3 971

6 IMPORTS AND EXPORTS (SPECIAL TRADE) BY GROUPS OF THE SITC-REV. II AND BY COUNTRIES OF PRODUCTION AND CONSUMPTION 1984

GROUP COUNTRY	DT * 100 KG	1 000 DM	1 000 \$	GROUP COUNTRY	DT * 100 KG	1 000 DM	1 000 \$
SIERRA LEONE	4	1 509	542	SPAIN	12 372	10 246	3 620
LIBERIA	36	291 564	108 186	YUGOSLAVIA	48 712	17 024	6 066
NIGERIA	17	2 279	803	TURKEY	22 850	6 039	2 122
CONGO	4	4 892	1 576	POLAND	12 288	2 449	937
SOMALIA	1	300	116	CZECHOSLOVA	8 942	3 248	1 143
KENYA	6	1 958	630	HUNGARY	41 368	8 535	3 011
REP S AFRICA	217	131 328	46 118	ROMANIA	19 370	4 369	1 571
USA	4 425	77 046	26 902	BULGARIA	1 560	275	97
CANADA	293	2 868	1 071	USA	1 875	8 554	2 961
PANAMA	31	126 797	46 083	MEXICO	223	187	65
BRAZIL	10	93 270	32 312	PAKISTAN	60	100	35
CHILE	32	3 605	1 272	INDIA	1 150	1 795	618
URUGUAY	13	41 128	13 761	THAILAND	323	395	139
ARGENTINA	2	9 603	3 699	MALAYSIA	36	206	70
CYPRUS	32	42 142	15 191	PHILIPPINES	356	320	111
LEBANON	1	2 502	867	CHINA	3 971	1 633	578
IRAQ	36	1 171	412	SOUTH KOREA	699	3 422	1 213
IRAN	148	23 813	7 750	JAPAN	751	2 720	951
SAUDI ARABIA	332	1 288	438	TAIWAN	6 723	11 128	3 907
KUWAIT	14	2 332	889	HONG KONG	11 652	16 899	5 989
ARAB EMIRAT	78	573	192				
PAKISTAN	31	31 938	11 489	EXPORTS	989 851	1 205 351	423 637
INDIA	90	27 902	10 205				
BANGLADESH	42	85 017	29 522	FRANCE	213 640	187 820	66 059
SRI LANKA	1	2 026	781	BELGIUM LUX	107 097	101 326	35 597
THAILAND	3	3 095	1 162	NETHERLANDS	130 517	136 000	47 799
INDONESIA	3	265 600	93 657	ITALY	46 953	59 907	21 137
SINGAPORE	71	32 912	11 935	UNITED KINGDOM	75 064	87 401	30 628
CHINA	28	132 255	44 351	IRELAND	8 436	5 087	1 769
SOUTH KOREA	65	15 613	5 361	DENMARK	16 015	27 554	9 636
JAPAN	19	52 949	19 563	GREECE	2 876	4 493	1 599
TAIWAN	8	20 563	7 408	ICELAND	1 240	1 473	513
AUSTRALIA	407	511	181	NORWAY	10 818	26 078	9 119
				SWEDEN	13 668	36 885	12 788
				FINLAND	3 918	11 076	3 898
801 INDUSTRIAL PLANT, CHAP 90				SWITZERLAND	78 057	98 170	34 444
EXPORTS	12 743	162 893	56 840	AUSTRIA	125 042	123 494	43 324
NETHERLANDS	261	868	284	PORTUGAL	839	2 136	761
UNITED KINGDOM	85	2 226	745	SPAIN	5 718	7 457	2 638
SWEDEN	7	208	69	MALTA	206	316	113
YUGOSLAVIA	1	190	61	YUGOSLAVIA	2 046	4 986	1 743
TURKEY	101	4 146	1 417	TURKEY	429	2 417	845
SOVIET UNION	6 689	38 667	13 728	SOVIET UNION	164	648	225
POLAND	90	110	36	POLAND	1 830	2 904	1 003
CZECHOSLOVA	49	693	247	CZECHOSLOVA	543	1 271	427
HUNGARY	36	490	172	HUNGARY	574	941	319
BULGARIA	52	415	139	BULGARIA	203	614	214
LIBYA	620	6 124	2 041	CANARY IS	479	458	156
EGYPT	750	4 206	1 499	MOROCCO	642	1 367	469
SUDAN	69	376	123	CEUTA MEL	156	207	70
MALI	35	283	96	ALGERIA	544	1 419	508
NIGERIA	59	1 748	566	TUNISIA	834	1 367	494
SOMALIA	381	755	250	LIBYA	2 151	4 880	1 724
REP S AFRICA	12	437	160	EGYPT	2 319	3 638	1 280
USA	32	928	308	SUDAN	150	470	166
MEXICO	567	25 490	8 958	SIERRA LEONE	130	157	57
COLOMBIA	27	542	190	LIBERIA	149	288	104
PERU	32	195	68	TOGO	133	245	90
BRAZIL	131	1 862	677	BENIN	155	250	89
ARGENTINA	75	130	47	NIGERIA	2 124	3 357	1 188
IRAQ	519	35 270	11 825	CAMEROON	2 154	3 309	1 210
IRAN	26	450	160	ZAIRE	166	258	90
JORDAN	189	631	206	RWANDA	110	87	31
SAUDI ARABIA	1 167	22 927	8 342	BURUNDI	187	284	99
ARAB EMIRAT	132	7 396	2 617	ANGOLA	111	349	122
OMAN	7	112	36	ETHIOPIA	256	383	131
PAKISTAN	132	1 476	523	KENYA	100	230	81
INDIA	22	654	239	TANZANIA	485	330	117
SRI LANKA	5	679	235	REP S AFRICA	6 374	9 823	3 467
BURMA	14	263	87	USA	27 375	43 533	15 272
THAILAND	21	187	69	CANADA	3 387	6 217	2 178
INDONESIA	68	480	176	MEXICO	71	475	163
MALAYSIA	31	472	170	NICARAGUA	57	131	45
CHINA	85	619	210	NETH ANTILL	243	667	237
				COLOMBIA	113	467	162
802 INDUSTRIAL PLANT, CHAP 94				VENEZUELA	99	226	78
EXPORTS	10 620	32 719	11 735	ECUADOR	162	432	148
EGYPT	2 923	14 319	5 226	PERU	132	1 089	387
TOGO	647	385	127	BRAZIL	106	746	262
NIGERIA	631	5 368	1 769	CHILE	1 176	1 663	583
SAUDI ARABIA	5 947	12 385	4 523	BOLIVIA	20	271	99
OMAN	198	113	37	PARAGUAY	26	183	67
				ARGENTINA	104	714	247
812 PLUMBG, HEATNG, LGHTNG EQU				CYPRUS	897	1 076	378
IMPORTS	1 890 869	1 021 206	359 540	LEBANON	2 910	2 179	749
FRANCE	266 115	129 240	45 560	SYRIA	4 490	2 167	790
BELGIUM LUX	333 392	134 023	47 248	IRAQ	5 356	6 289	2 188
NETHERLANDS	197 846	95 609	33 570	IRAN	4 964	6 453	2 306
ITALY	455 235	265 935	93 796	ISRAEL	2 014	3 190	1 123
UNITED KINGDOM	11 073	12 357	4 323	JORDAN	2 625	3 553	1 239
IRELAND	194	185	64	SAUDI ARABIA	23 097	57 985	20 578
DENMARK	69 438	39 371	13 804	KUWAIT	5 219	11 787	4 197
GREECE	139	199	71	BAHRAIN	1 335	4 174	1 478
NORWAY	3 078	4 889	1 711	QATAR	869	3 197	1 115
SWEDEN	21 779	25 555	8 990	ARAB EMIRAT	7 771	17 351	6 110
FINLAND	72 794	24 445	8 581	OMAN	2 649	8 449	2 977
SWITZERLAND	125 358	78 885	27 814	NORTH YEMEN	413	757	269
AUSTRIA	135 583	108 937	38 174	AFGHANISTAN	3 097	4 406	1 596
PORTUGAL	3 283	1 560	542	PAKISTAN	203	554	198
				INDIA	651	984	339
				SRI LANKA	151	259	91
				THAILAND	565	1 789	630
				INDONESIA	1 474	3 895	1 366
				MALAYSIA	1 005	2 372	833

6 IMPORTS AND EXPORTS (SPECIAL TRADE) BY GROUPS OF THE SITC-REV. 11 AND BY COUNTRIES OF PRODUCTION AND CONSUMPTION 1984

GROUP COUNTRY	DT * 100 KG	1 000 DM	1 000 \$	GROUP COUNTRY	DT * 100 KG	1 000 DM	1 000 \$
BRUNEI	75	260	91	LIBERIA	308	338	113
SINGAPORE	5 438	9 993	3 500	IVORY COAST	252	222	75
PHILIPPINES	59	127	42	GHANA	181	170	58
CHINA	156	616	221	TOGO	204	124	44
SOUTH KOREA	1 154	2 629	914	BENIN	179	123	44
JAPAN	2 251	5 589	1 966	NIGERIA	2 042	1 409	496
TAIWAN	375	1 073	375	CAMEROON	796	947	326
HONG KONG	2 813	7 991	2 772	GABON	115	102	36
AUSTRALIA	5 246	10 964	3 825	ZAIRE	134	127	44
PAPUA NEW G	144	239	85	BURUNDI	333	235	83
NEW ZEALAND	393	951	335	ANGOLA	443	255	86
SOLOMON IS	80	145	51	ETHIOPIA	159	883	312
FR POLYNESIA	108	148	52	DJIBOUTI	2 904	954	340
821 FURNITURE				SOMALIA	692	617	207
IMPORTS	5 314 285	3 540 957	1 248 375	KENYA	121	207	69
FRANCE	290 811	221 474	78 182	UGANDA	856	951	319
BELGIUM LUX	304 322	298 482	105 407	TANZANIA	664	513	174
NETHERLANDS	279 259	242 530	85 947	REUNION	804	217	77
ITALY	1 031 343	899 186	317 274	ZAMBIA	61	228	74
UNTD KINGDOM	67 013	86 473	30 510	REP S AFRICA	27 227	20 615	7 251
IRELAND	2 895	2 977	1 061	BOTSWANA	72	163	61
DENMARK	301 540	253 312	88 899	USA	300 371	292 020	102 178
GREECE	572	241	80	CANADA	21 402	19 613	6 922
NORWAY	15 129	12 256	4 318	MEXICO	125	193	64
SWEDEN	501 644	245 224	86 164	BERMUDA	54	100	35
FINLAND	96 525	50 542	17 785	PANAMA	258	288	104
SWITZERLAND	153 542	196 692	69 211	CUBA	287	1 301	459
AUSTRIA	287 978	263 495	93 385	BAHAMAS	138	159	54
PORTUGAL	17 774	3 818	1 340	DOMINIC REP	109	337	112
SPAIN	76 114	52 406	18 557	GUADELOUPE	494	549	179
YUGOSLAVIA	326 312	122 419	43 385	MARTINIQUE	134	146	46
TURKEY	363	214	73	ST VINCENT	453	148	52
SOVIETUNION	70 372	19 832	6 962	NETH ANTILL	4 144	2 308	786
POLAND	202 723	68 289	24 022	COLOMBIA	183	301	106
CZECHOSLOVA	173 369	46 762	16 449	VENEZUELA	1 233	2 524	816
HUNGARY	110 509	45 475	15 955	SURINAME	129	91	32
ROMANIA	840 190	250 207	87 925	ECUADOR	16	264	92
BULGARIA	42 838	11 035	3 894	PERU	88	324	113
REP S AFRICA	2 930	1 023	364	BRAZIL	56	317	110
USA	19 487	47 952	16 758	CHILE	834	1 247	431
CANADA	1 071	1 396	496	PARAGUAY	101	565	206
PERU	52	159	53	URUGUAY	69	160	57
BRAZIL	3 409	3 592	1 257	ARGENTINA	1 684	1 535	541
ISRAEL	8 818	6 812	2 419	CYPRUS	2 041	1 921	687
PAKISTAN	105	113	36	LEBANON	1 980	2 900	993
INDIA	560	914	318	SYRIA	1 740	2 702	916
SRI LANKA	139	194	68	IRAQ	10 102	12 438	4 404
THAILAND	7 520	7 613	2 652	IRAN	1 188	2 718	940
INDONESIA	9 411	7 343	2 618	ISRAEL	9 234	8 384	2 940
MALAYSIA	1 709	445	163	JORDAN	15 159	10 074	3 528
SINGAPORE	712	517	183	SAUDI ARABIA	327 763	207 848	73 056
PHILIPPINES	4 840	6 899	2 390	KUWAIT	46 693	28 502	9 955
CHINA	6 039	9 543	3 433	BAHRAIN	16 648	7 813	2 745
SOUTH KOREA	618	1 069	384	QATAR	7 490	3 971	1 390
JAPAN	5 753	15 163	5 105	ARAB EMIRAT	53 411	21 331	7 567
TAIWAN	44 142	31 570	11 053	OMAN	19 647	9 999	3 496
HONG KONG	3 259	4 534	1 578	NORTH YEMEN	1 405	2 271	758
AUSTRALIA	82	155	56	SOUTH YEMEN	585	694	238
EXPORTS	6 579 765	4 721 907	1 661 736	PAKISTAN	792	2 554	902
FRANCE	730 316	471 482	165 926	INDIA	168	938	337
BELGIUM LUX	575 960	400 940	141 389	SRI LANKA	758	1 492	511
NETHERLANDS	1 231 801	806 620	284 573	THAILAND	1 218	2 516	899
ITALY	122 797	118 382	41 697	INDONESIA	6 119	4 884	1 704
UNTD KINGDOM	763 377	545 437	192 113	MALAYSIA	3 163	2 786	980
IRELAND	16 863	12 158	4 237	BRUNEI	288	294	101
DENMARK	137 143	77 601	27 256	SINGAPORE	38 574	24 543	8 630
GREECE	11 930	12 716	4 486	PHILIPPINES	382	791	280
ICELAND	2 491	3 514	1 223	CHINA	130	464	167
NORWAY	38 069	40 298	14 136	SOUTH KOREA	926	2 585	911
SWEDEN	100 071	91 814	32 139	JAPAN	42 152	74 656	26 230
FINLAND	16 310	18 618	6 598	TAIWAN	2 002	1 551	555
SWITZERLAND	689 563	591 906	208 554	HONG KONG	17 603	14 394	5 093
AUSTRIA	1 013 393	596 422	209 624	AUSTRALIA	32 487	24 981	8 738
PORTUGAL	1 238	1 502	527	PAPUA NEW G	199	201	65
SPAIN	36 294	27 906	9 849	NEW ZEALAND	548	869	308
ANDORRA	59	214	75	NEW CALEDON	102	92	30
GIBRALTAR	479	171	61	FR POLYNESIA	189	129	42
MALTA	307	199	70	831 TRAVEL GOODS, HANDBAGS			
YUGOSLAVIA	3 267	4 785	1 690	IMPORTS	336 326	842 032	297 571
TURKEY	14 011	10 386	3 700	FRANCE	6 072	21 385	7 504
SOVIETUNION	2 066	5 415	1 909	BELGIUM LUX	4 596	11 608	4 089
POLAND	1 217	1 124	391	NETHERLANDS	17 681	35 378	12 519
CZECHOSLOVA	961	983	336	ITALY	47 830	255 248	90 082
HUNGARY	1 557	2 371	821	UNTD KINGDOM	2 374	7 328	2 620
ROMANIA	737	403	138	IRELAND	1 007	4 905	1 774
BULGARIA	1 082	2 018	703	DENMARK	1 218	1 953	694
CANARY IS	777	752	256	GREECE	354	1 384	485
MOROCCO	441	1 125	391	NORWAY	29	127	39
ALGERIA	9 405	9 630	3 404	SWEDEN	907	1 991	688
TUNISIA	2 973	2 166	756	FINLAND	120	459	159
LIBYA	10 666	9 375	3 342	SWITZERLAND	1 879	5 456	1 946
EGYPT	3 583	11 367	4 118	AUSTRIA	2 555	6 534	2 306
SUDAN	948	636	224	PORTUGAL	19	111	39
MALI	200	91	32	SPAIN	3 911	7 745	2 769
NIGER	247	201	73	MALTA	229	1 057	368
CHAD	99	172	60	YUGOSLAVIA	16 080	13 350	4 732
SENEGAL	547	298	100	TURKEY	512	2 059	727
GUINEA	1 130	720	257	POLAND	938	3 499	1 226
SIERRA LEONE	385	447	169	CZECHOSLOVA	8 040	12 174	4 319
				HUNGARY	9 617	11 552	4 096
				ROMANIA	7 342	9 939	3 473

6 IMPORTS AND EXPORTS (SPECIAL TRADE) BY GROUPS OF THE SITC-REV. 11 AND BY COUNTRIES OF PRODUCTION AND CONSUMPTION 1984

GROUP COUNTRY	DT * 100 KG	1 000 DM	1 000 \$	GROUP COUNTRY	DT * 100 KG	1 000 DM	1 000 \$
BULGARIA	1 029	1 175	408	NORWAY	164	1 541	532
MOROCCO	249	520	186	SWEDEN	369	2 735	951
TUNISIA	1 416	3 296	1 162	FINLAND	2 011	20 321	7 010
EGYPT	14	128	42	SWITZERLAND	3 037	24 153	8 460
KENYA	111	205	73	AUSTRIA	11 839	77 665	27 135
REP S AFRICA	19	332	110	PORTUGAL	12 039	62 465	21 879
USA	760	4 529	1 589	SPAIN	4 647	18 178	6 480
CANADA	91	442	155	ANDORRA	22	83	31
NETH ANTILL	7	99	38	MALTA	28 922	116 148	40 961
COLOMBIA	8	104	36	YUGOSLAVIA	76 375	384 530	135 366
BRAZIL	7 805	18 958	6 621	TURKEY	25 572	102 416	35 953
URUGUAY	11	95	32	POLAND	18 388	86 067	30 152
ARGENTINA	36	112	39	CZECHOSLOVA	20 508	59 346	20 869
LEBANON	23	108	36	HUNGARY	9 943	37 883	13 298
ISRAEL	1 927	3 674	1 257	ROMANIA	10 978	50 398	17 496
AFGHANISTAN	37	102	37	BULGARIA	3 965	9 157	3 266
PAKISTAN	2 408	2 425	853	ALBANIA	327	378	142
INDIA	4 409	20 113	7 100	MOROCCO	6 698	20 884	7 433
BANGLADESH	536	526	182	TUNISIA	29 662	108 026	38 138
THAILAND	2 447	15 099	5 307	EGYPT	13	103	36
INDONESIA	15	145	50	IVORY COAST	186	391	146
MALAYSIA	156	99	31	MAURITIUS	630	6 885	2 453
SINGAPORE	3 109	1 592	558	ZIMBABWE	31	137	47
PHILIPPINES	338	1 210	431	REP S AFRICA	1 011	2 675	960
CHINA	15 992	32 328	11 415	USA	434	2 661	937
SOUTH KOREA	31 618	78 090	27 714	MEXICO	915	1 927	690
JAPAN	2 031	9 769	3 444	BELIZE	51	219	77
TAIWAN	84 159	142 348	50 538	HAITI	3 120	12 201	4 324
HONG KONG	41 965	87 743	30 995	COLOMBIA	2 219	1 166	417
MACAO	152	754	266	BRAZIL	2 863	6 348	2 253
EXPORTS	183 346	399 676	140 558	URUGUAY	160	1 058	363
FRANCE	28 110	37 425	13 126	ARGENTINA	51	177	63
BELGIUM LUX	13 177	25 959	9 207	CYPRUS	424	1 605	561
NETHERLANDS	53 794	49 571	17 499	SYRIA	220	501	183
ITALY	3 059	7 883	2 788	ISRAEL	3 840	18 907	6 629
UNTD KINGDOM	27 111	28 186	9 923	PAKISTAN	1 977	5 917	2 056
IRELAND	280	630	212	INDIA	5 765	21 881	7 806
DENMARK	3 717	8 470	2 974	BANGLADESH	570	2 674	894
GREECE	609	1 114	392	SRI LANKA	7 173	37 463	13 063
ICELAND	269	1 360	468	NEPAL	43	97	32
NORWAY	3 183	9 014	3 160	THAILAND	5 843	21 798	7 768
SWEDEN	2 879	7 509	2 617	INDONESIA	5 367	12 199	4 335
FINLAND	851	2 670	946	MALAYSIA	2 352	7 139	2 505
SWITZERLAND	16 473	67 914	23 894	SINGAPORE	6 482	21 833	7 707
AUSTRIA	18 227	58 876	20 739	PHILIPPINES	11 020	35 745	12 723
PORTUGAL	30	112	39	CHINA	53 943	147 064	51 573
SPAIN	592	1 783	630	SOUTH KOREA	44 044	203 069	70 883
MALTA	85	342	120	JAPAN	7 025	29 014	10 121
YUGOSLAVIA	727	633	218	TAIWAN	34 798	108 081	37 740
SOVIETUNION	46	170	58	HONG KONG	111 122	435 029	153 766
HUNGARY	247	139	45	MACAO	20 394	56 805	20 156
BULGARIA	560	321	103	EXPORTS	155 673	1 127 457	397 323
CANARY IS	78	126	44	FRANCE	9 930	85 244	29 968
MOROCCO	2	211	75	BELGIUM LUX	18 205	141 565	50 189
ALGERIA	208	1 086	358	NETHERLANDS	44 816	318 174	112 412
TUNISIA	1 151	3 984	1 417	ITALY	6 676	43 502	15 462
CAMEROON	103	167	56	UNTD KINGDOM	11 623	101 623	35 907
CONGO	77	104	34	IRELAND	2 178	14 150	4 983
REUNION	113	241	84	DENMARK	3 876	20 171	7 026
REP S AFRICA	246	1 030	355	GREECE	4 098	7 470	2 616
USA	2 347	26 453	9 255	ICELAND	150	1 792	633
CANADA	310	1 613	567	NORWAY	520	4 946	1 741
PANAMA	12	88	31	SWEDEN	707	8 697	3 045
GUADELOUPE	80	239	84	FINLAND	107	1 008	338
NETH ANTILL	54	249	86	SWITZERLAND	10 142	94 476	33 215
VENEZUELA	31	109	35	AUSTRIA	17 326	147 484	51 696
CHILE	12	109	35	SPAIN	65	507	177
CYPRUS	36	149	55	MALTA	2 877	12 767	4 504
LEBANON	135	400	132	YUGOSLAVIA	4 652	10 644	3 774
SYRIA	14	128	46	TURKEY	69	351	117
IRAN	33	184	63	SOVIETUNION	375	1 869	652
ISRAEL	158	487	169	POLAND	2 811	8 142	2 843
JORDAN	21	137	47	CZECHOSLOVA	1 261	5 464	1 915
SAUDI ARABIA	881	5 554	1 952	HUNGARY	561	2 361	799
KUWAIT	249	1 695	607	ROMANIA	162	611	207
BAHRAIN	30	274	93	BULGARIA	202	654	220
QATAR	59	524	182	ALGERIA	2 987	26 077	9 273
ARAB EMIRAT	151	891	312	TUNISIA	3 092	9 630	3 389
OMAN	23	141	47	LIBYA	70	413	144
INDONESIA	3	223	78	EGYPT	39	466	162
MALAYSIA	32	248	82	NIGERIA	75	776	278
SINGAPORE	259	4 945	1 729	KENYA	7	86	30
PHILIPPINES	23	161	55	REP S AFRICA	99	1 428	520
SOUTH KOREA	28	858	302	USA	886	14 702	5 123
JAPAN	893	21 093	7 454	CANADA	377	5 155	1 811
TAIWAN	19	206	69	NETH ANTILL	33	420	151
HONG KONG	570	11 836	4 190	CHILE	41	373	134
AUSTRALIA	247	1 417	491	ARGENTINA	9	100	32
PAPUA NEW G	50	128	42	CYPRUS	27	201	74
842 MENS OUTERWEAR NOT KNIT				LEBANON	157	2 175	747
IMPORTS	791 847	3 429 668	1 207 365	SYRIA	96	434	141
FRANCE	15 122	78 782	27 997	IRAQ	315	3 838	1 300
BELGIUM LUX	32 474	137 720	49 007	IRAN	74	380	135
NETHERLANDS	10 846	51 065	18 033	JORDAN	76	787	286
ITALY	100 320	623 122	219 324	SAUDI ARABIA	508	6 324	2 185
UNTD KINGDOM	5 201	37 556	13 235	KUWAIT	593	6 288	2 232
IRELAND	1 723	8 240	2 914	BAHRAIN	27	393	137
DENMARK	3 213	13 377	4 725	QATAR	14	375	136
GREECE	25 336	94 326	33 194	ARAB EMIRAT	272	3 294	1 166
				OMAN	29	257	89
				NORTH YEMEN	37	504	167
				AFGHANISTAN	37	94	33

6 IMPORTS AND EXPORTS (SPECIAL TRADE) BY GROUPS OF THE SITC-REV. 11 AND BY COUNTRIES OF PRODUCTION AND CONSUMPTION 1984

GROUP COUNTRY	DT * 100 KG	1 000 DM	1 000 \$	GROUP COUNTRY	DT * 100 KG	1 000 DM	1 000 \$
MALAYSIA	7	115	42	TUNISIA	2 580	6 250	2 198
CHINA	1 726	2 259	805	LIBYA	20	286	96
JAPAN	110	1 747	609	EGYPT	14	780	270
HONG KONG	184	1 478	520	NIGERIA	60	373	125
AUSTRALIA	94	1 263	445	ETHIOPIA	8	165	40
NEW ZEALAND	17	278	99	MOZAMBIQUE	7	154	36
843 WOMENS OUTERWEAR NONKNIT				REP S AFRICA	522	12 416	4 425
IMPORTS	887 320	5 217 680	1 844 212	USA	2 732	59 544	20 841
FRANCE	21 923	280 587	98 817	CANADA	2 246	32 458	11 427
BELGIUM LUX	14 944	103 450	36 335	BERMUDA	1	160	58
NETHERLANDS	22 233	140 351	49 512	PANAMA	28	340	117
ITALY	92 719	771 372	272 520	NETH ANTILL	6	210	77
UNTD KINGDOM	10 736	93 396	32 699	VENEZUELA	11	166	54
IRELAND	1 433	6 755	2 391	CHILE	13	132	38
DENMARK	5 878	28 100	10 198	ARGENTINA	5	139	41
GREECE	62 981	312 443	110 251	CYPRUS	45	919	324
ICELAND	40	506	174	LEBANON	316	6 342	2 207
NORWAY	136	1 885	628	SYRIA	20	578	203
SWEDEN	258	2 638	915	IRAQ	147	2 849	982
FINLAND	1 800	21 097	7 358	IRAN	28	107	34
SWITZERLAND	3 742	63 278	22 365	ISRAEL	44	487	169
AUSTRIA	22 612	217 004	76 439	JORDAN	145	2 785	966
PORTUGAL	19 344	130 815	45 985	SAUDI ARABIA	548	10 452	3 756
SPAIN	1 764	10 063	3 616	KUWAIT	943	13 537	4 786
MALTA	14 696	71 595	25 233	BAHRAIN	10	659	233
YUGOSLAVIA	65 454	404 421	143 140	QATAR	39	1 046	371
TURKEY	72 289	256 804	90 936	ARAB EMIRAT	147	2 848	1 002
SOVIETUNION	34	102	36	OMAN	13	233	80
POLAND	20 209	128 468	45 252	NORTH YEMEN	10	202	60
CZECHOSLOVA	5 266	23 891	8 329	AFGHANISTAN	45	207	73
HUNGARY	29 710	178 987	63 395	MALAYSIA	33	474	162
ROMANIA	48 738	207 913	73 346	SINGAPORE	148	2 075	733
BULGARIA	5 665	28 685	10 074	CHINA	7	102	31
ALBANIA	35	160	52	JAPAN	330	12 670	4 487
MOROCCO	8 774	29 202	10 328	HONG KONG	206	5 356	1 895
TUNISIA	22 367	111 004	39 378	AUSTRALIA	241	6 147	2 156
EGYPT	23	106	40	NEW ZEALAND	3	167	55
GHANA	11	88	33	844 UNDERWEAR NOT KNIT			
MAURITIUS	76	303	112	IMPORTS	267 914	1 097 681	387 494
ZIMBABWE	690	3 559	1 281	FRANCE	1 203	11 177	3 928
REP S AFRICA	41	181	67	BELGIUM LUX	618	3 908	1 393
LESOTHO	64	428	159	NETHERLANDS	1 835	8 335	2 964
USA	657	7 251	2 555	ITALY	3 625	46 834	16 709
CANADA	13	130	46	UNTD KINGDOM	357	2 979	1 039
GUATEMALA	55	555	192	IRELAND	56	277	95
HAITI	1 785	7 256	2 604	DENMARK	375	2 235	779
COLOMBIA	245	1 465	550	GREECE	228	550	194
BRAZIL	3 079	9 047	3 203	SWEDEN	78	1 602	565
URUGUAY	62	283	93	FINLAND	67	560	200
ARGENTINA	24	103	39	SWITZERLAND	412	6 353	2 225
CYPRUS	1 247	7 116	2 564	AUSTRIA	4 286	24 822	8 735
ISRAEL	2 478	19 374	6 854	PORTUGAL	6 168	32 747	11 517
AFGHANISTAN	140	512	187	SPAIN	259	866	310
PAKISTAN	4 641	11 217	3 983	MALTA	41	285	98
INDIA	27 040	132 619	47 491	YUGOSLAVIA	22 754	104 474	36 824
BANGLADESH	121	607	203	TURKEY	24 415	45 982	16 088
SRI LANKA	9 166	36 670	12 924	POLAND	10 634	45 918	16 109
NEPAL	30	97	34	CZECHOSLOVA	3 069	9 668	3 417
THAILAND	9 647	41 084	14 683	HUNGARY	1 599	9 353	3 281
INDONESIA	2 535	9 094	3 265	ROMANIA	13 194	32 596	11 514
MALAYSIA	1 937	6 540	2 343	BULGARIA	7 720	16 604	5 853
SINGAPORE	4 992	26 960	9 586	ALBANIA	592	1 065	400
PHILIPPINES	6 900	36 948	13 057	MOROCCO	965	4 119	1 446
CHINA	34 977	108 687	38 566	TUNISIA	8 789	46 979	16 655
SOUTH KOREA	40 077	222 992	78 630	EGYPT	1 258	1 387	486
JAPAN	684	5 670	1 990	MAURITIUS	459	2 236	768
TAIWAN	18 594	94 089	33 276	USA	117	1 319	468
HONG KONG	127 071	757 248	268 502	BRAZIL	683	2 401	861
MACAC	12 396	43 184	15 320	CYPRUS	530	2 544	888
EXPORTS	237 180	2 846 551	1 003 545	ISRAEL	17	105	39
FRANCE	12 756	159 890	56 434	PAKISTAN	1 654	3 621	1 276
BELGIUM LUX	20 087	239 435	84 625	INDIA	8 409	41 734	14 846
NETHERLANDS	62 855	706 467	249 588	BANGLADESH	3 022	9 059	3 123
ITALY	2 361	31 013	10 925	SRI LANKA	1 919	7 602	2 662
UNTD KINGDOM	20 120	293 120	102 845	THAILAND	620	3 188	1 130
IRELAND	2 516	36 904	13 763	INDONESIA	6 576	19 037	6 798
DENMARK	5 934	58 344	20 553	MALAYSIA	2 756	12 089	4 257
GREECE	6 370	16 298	5 712	SINGAPORE	1 716	7 302	2 594
ICELAND	149	2 734	968	PHILIPPINES	2 080	10 574	3 692
NORWAY	4 236	66 027	23 287	CHINA	12 074	33 522	11 834
SWEDEN	3 556	50 635	17 878	SOUTH KOREA	27 439	143 212	50 549
FINLAND	976	13 831	4 874	JAPAN	95	656	230
SWITZERLAND	30 408	433 068	153 023	TAIWAN	14 115	57 636	20 247
AUSTRIA	38 853	462 398	162 836	HONG KONG	58 016	246 501	87 305
PORTUGAL	470	1 336	473	MACAO	10 969	31 406	11 012
SPAIN	525	9 317	3 281	EXPORTS	35 739	211 757	74 765
ANDORRA	6	378	123	FRANCE	2 425	14 914	5 259
MALTA	2 356	5 598	1 952	BELGIUM LUX	4 180	26 774	9 528
YUGOSLAVIA	2 652	8 327	2 937	NETHERLANDS	14 711	75 513	26 828
TURKEY	46	413	139	ITALY	124	1 268	451
SOVIETUNION	2 364	46 819	16 504	UNTD KINGDOM	2 862	14 106	4 902
POLAND	1 000	3 762	1 331	IRELAND	58	641	226
CZECHOSLOVA	456	2 479	843	DENMARK	915	4 826	1 668
HUNGARY	1 296	6 656	2 366	GREECE	60	307	105
ROMANIA	417	1 445	490	ICELAND	47	352	123
BULGARIA	53	490	170	NORWAY	80	1 164	404
CANARY IS	29	457	155	SWEDEN	13	216	76
MOROCCO	2 511	1 039	366	FINLAND	21	348	114
CEUTA MEL	24	289	104	SWITZERLAND	2 042	22 036	7 785

6 IMPORTS AND EXPORTS (SPECIAL TRADE) BY GROUPS OF THE SITC-REV. 11 AND BY COUNTRIES OF PRODUCTION AND CONSUMPTION 1984

GROUP COUNTRY	DT = 100 KG	1 000 DM	1 000 \$	GROUP COUNTRY	DT = 100 KG	1 000 DM	1 000 \$
AUSTRIA	2 214	23 138	8 121	MALTA	38	338	111
YUGOSLAVIA	1 193	4 311	1 494	YUGOSLAVIA	4 542	22 983	8 094
TURKEY	42	93	33	TURKEY	57	550	194
POLAND	241	629	225	SOVIET UNION	461	5 071	1 845
BULGARIA	121	334	115	POLAND	771	4 552	1 523
TUNISIA	3 689	8 366	2 951	CZECHOSLOVAKIA	220	2 034	722
NIGERIA	16	161	56	HUNGARY	2 064	10 807	3 806
REP S AFRICA	2	103	36	ROMANIA	79	319	110
USA	252	5 806	2 037	BULGARIA	62	519	183
CANADA	33	549	193	CANARY IS	10	308	104
NETH ANTILL	36	381	135	MOROCCO	2 436	982	351
LEBANON	22	258	91	TUNISIA	1 244	3 765	1 328
JORDAN	13	186	67	LIBYA	23	266	84
SAUDI ARABIA	108	1 458	524	EGYPT	22	315	100
KUWAIT	59	792	281	ETHIOPIA	1	113	36
BAHRAIN	5	97	36	TANZANIA	52	146	47
QATAR	3	93	33	REP S AFRICA	193	4 518	1 606
ARAB EMIRAT	42	542	190	USA	2 025	31 041	10 928
INDONESIA	6	133	49	CANADA	825	12 282	4 330
SINGAPORE	5	176	68	BERMUDA	1	118	40
JAPAN	6	294	101	COSTA RICA	2	103	34
HONG KONG	19	475	169	CUBA	5	91	31
AUSTRALIA	21	303	103	COLOMBIA	4	97	32

845 OUTERWEAR KNIT NONELASTIC

IMPORTS	805 309	4 760 144	1 673 011
FRANCE	15 273	158 484	55 794
BELGIUM LUX	3 546	24 606	8 556
NETHERLANDS	9 816	58 936	20 647
ITALY	248 546	1 879 359	659 669
UNITED KINGDOM	13 772	112 377	39 164
IRELAND	1 408	8 603	3 014
DENMARK	9 189	57 646	20 185
GREECE	56 269	257 129	90 660
ICELAND	318	3 933	1 354
NORWAY	275	2 283	789
SWEDEN	381	4 061	1 459
FINLAND	1 027	11 624	4 121
SWITZERLAND	3 873	47 289	16 553
AUSTRIA	10 858	118 626	41 675
PORTUGAL	37 059	155 237	55 045
SPAIN	4 405	15 857	5 582
MALTA	2 090	9 416	3 289
YUGOSLAVIA	29 912	146 758	51 939
TURKEY	54 172	205 856	73 004
POLAND	4 652	19 200	6 800
CZECHOSLOVAKIA	9 915	24 716	8 787
HUNGARY	13 693	63 344	22 348
ROMANIA	18 745	36 797	12 922
BULGARIA	9 572	24 965	8 861
MOROCCO	13 666	43 185	15 193
TUNISIA	11 682	52 805	18 662
EGYPT	234	676	235
MAURITIUS	7 352	43 075	14 688
ZIMBABWE	202	1 040	374
REP S AFRICA	108	613	203
USA	1 147	7 745	2 770
CANADA	17	110	35
ST PIERRE	68	211	70
HAITI	43	195	70
PERU	288	1 106	389
BRAZIL	3 579	12 873	4 660
BOLIVIA	57	341	114
URUGUAY	19	214	70
CYPRUS	798	4 158	1 466
ISRAEL	5 127	38 194	13 428
AFGHANISTAN	51	158	56
PAKISTAN	3 357	6 931	2 427
INDIA	4 759	19 668	7 116
SRI LANKA	378	1 393	500
THAILAND	13 316	56 746	19 783
INDONESIA	624	2 663	959
MALAYSIA	2 157	10 078	3 635
SINGAPORE	6 452	33 330	11 915
PHILIPPINES	7 290	28 932	10 181
CHINA	15 666	51 125	17 997
NORTH KOREA	12	120	42
SOUTH KOREA	24 464	114 080	39 716
JAPAN	815	4 459	1 560
TAIWAN	40 927	199 063	69 932
HONG KONG	66 147	476 164	167 944
MACAO	15 672	99 254	34 530

EXPORTS	133 270	1 396 135	492 488
FRANCE	8 563	84 389	29 788
BELGIUM LUX	11 441	142 967	50 579
NETHERLANDS	36 224	361 193	127 637
ITALY	2 407	19 868	6 979
UNITED KINGDOM	6 484	83 715	29 479
IRELAND	824	13 859	4 876
DENMARK	3 258	30 049	10 544
GREECE	1 779	4 090	1 469
ICELAND	177	2 372	830
NORWAY	1 483	23 805	8 399
SWEDEN	1 053	15 228	5 330
FINLAND	342	4 226	1 491
SWITZERLAND	19 484	237 581	83 940
AUSTRIA	22 119	236 276	83 337
PORTUGAL	545	1 177	411
SPAIN	114	2 424	861
ANDORRA	6	193	75

FRANCE	13 632	129 448	46 171
BELGIUM LUX	1 308	11 202	3 985
NETHERLANDS	8 085	30 296	10 759
ITALY	80 094	340 993	122 040
UNITED KINGDOM	2 802	22 015	7 848
IRELAND	9 066	17 611	6 254
DENMARK	1 835	11 854	4 212
GREECE	68 473	227 004	81 210
NORWAY	101	879	313
SWEDEN	162	2 572	898
FINLAND	199	2 702	946
SWITZERLAND	7 526	74 905	26 135
AUSTRIA	5 480	47 038	16 598
PORTUGAL	24 241	93 455	33 397
SPAIN	1 597	6 607	2 385
MALTA	148	948	338
YUGOSLAVIA	58 844	239 460	84 468
TURKEY	33 622	90 182	32 420
POLAND	8 292	16 477	5 818
CZECHOSLOVAKIA	9 702	22 048	7 691
HUNGARY	5 937	37 849	13 319
ROMANIA	19 431	30 991	10 794
BULGARIA	4 689	6 842	2 395
MOROCCO	6 564	11 406	4 042
TUNISIA	8 228	38 474	13 674
EGYPT	900	2 931	1 081
ETHIOPIA	207	321	109
TANZANIA	80	151	52
MAURITIUS	450	1 518	541
ZIMBABWE	33	202	73
REP S AFRICA	74	510	180
USA	2 503	20 153	7 167
CANADA	13	182	64
HAITI	96	642	238
COLOMBIA	12	83	32
PERU	2 349	6 289	2 268
BRAZIL	5 649	20 611	7 506
CYPRUS	749	2 790	1 004
LEBANON	30	121	40
ISRAEL	12 275	50 387	17 839
ARAB EMIRAT	68	162	62
PAKISTAN	4 921	9 586	3 409
INDIA	3 638	14 469	5 291
SRI LANKA	4 800	14 210	5 051
THAILAND	5 165	21 512	7 723
INDONESIA	723	2 177	804
MALAYSIA	1 555	9 130	3 308
SINGAPORE	2 785	14 192	5 027
PHILIPPINES	10 494	44 676	15 995
CHINA	17 671	41 482	14 658
SOUTH KOREA	14 553	57 992	20 662
JAPAN	1 176	1 274	467
TAIWAN	11 454	46 857	16 626
HONG KONG	42 174	192 988	68 830

846 UNDERWEAR KNITTED

IMPORTS	531 505	2 117 364	753 762
FRANCE	13 632	129 448	46 171
BELGIUM LUX	1 308	11 202	3 985
NETHERLANDS	8 085	30 296	10 759
ITALY	80 094	340 993	122 040
UNITED KINGDOM	2 802	22 015	7 848
IRELAND	9 066	17 611	6 254
DENMARK	1 835	11 854	4 212
GREECE	68 473	227 004	81 210
NORWAY	101	879	313
SWEDEN	162	2 572	898
FINLAND	199	2 702	946
SWITZERLAND	7 526	74 905	26 135
AUSTRIA	5 480	47 038	16 598
PORTUGAL	24 241	93 455	33 397
SPAIN	1 597	6 607	2 385
MALTA	148	948	338
YUGOSLAVIA	58 844	239 460	84 468
TURKEY	33 622	90 182	32 420
POLAND	8 292	16 477	5 818
CZECHOSLOVAKIA	9 702	22 048	7 691
HUNGARY	5 937	37 849	13 319
ROMANIA	19 431	30 991	10 794
BULGARIA	4 689	6 842	2 395
MOROCCO	6 564	11 406	4 042
TUNISIA	8 228	38 474	13 674
EGYPT	900	2 931	1 081
ETHIOPIA	207	321	109
TANZANIA	80	151	52
MAURITIUS	450	1 518	541
ZIMBABWE	33	202	73
REP S AFRICA	74	510	180
USA	2 503	20 153	7 167
CANADA	13	182	64
HAITI	96	642	238
COLOMBIA	12	83	32
PERU	2 349	6 289	2 268
BRAZIL	5 649	20 611	7 506
CYPRUS	749	2 790	1 004
LEBANON	30	121	40
ISRAEL	12 275	50 387	17 839
ARAB EMIRAT	68	162	62
PAKISTAN	4 921	9 586	3 409
INDIA	3 638	14 469	5 291
SRI LANKA	4 800	14 210	5 051
THAILAND	5 165	21 512	7 723
INDONESIA	723	2 177	804
MALAYSIA	1 555	9 130	3 308
SINGAPORE	2 785	14 192	5 027
PHILIPPINES	10 494	44 676	15 995
CHINA	17 671	41 482	14 658
SOUTH KOREA	14 553	57 992	20 662
JAPAN	1 176	1 274	467
TAIWAN	11 454	46 857	16 626
HONG KONG	42 174	192 988	68 830

6 IMPORTS AND EXPORTS (SPECIAL TRADE) BY GROUPS OF THE SITC-REV. II AND BY COUNTRIES OF PRODUCTION AND CONSUMPTION 1984

GROUP COUNTRY	DT * 100 KG	1 000 DM	1 000 \$	GROUP COUNTRY	DT * 100 KG	1 000 DM	1 000 \$
MACAO	5 817	26 365	9 495	SOUTH KOREA	20 776	70 654	25 303
EXPORTS	142 998	717 997	253 309	JAPAN	3 603	25 565	8 969
FRANCE	8 612	49 878	17 574	TAIWAN	9 469	26 546	9 228
BELGIUM LUX	8 560	57 865	20 586	HONG KONG	8 899	30 045	10 403
NETHERLANDS	23 585	124 820	44 078	MACAO	2 192	7 019	2 428
ITALY	3 419	27 360	9 616	EXPORTS	56 915	349 058	122 244
UNTD KINGDOM	3 077	23 511	8 264	FRANCE	4 603	41 375	14 460
IRELAND	140	1 264	434	BELGIUM LUX	3 746	23 946	8 420
DENMARK	1 321	9 979	3 499	NETHERLANDS	6 116	45 449	16 005
GREECE	6 978	13 993	4 928	ITALY	2 391	20 717	7 180
ICELAND	205	2 209	774	UNTD KINGDOM	2 848	14 283	4 979
NORWAY	328	3 304	1 166	IRELAND	446	2 756	975
SWEDEN	450	3 885	1 368	DENMARK	869	6 356	2 211
FINLAND	197	2 052	701	GREECE	1 154	4 840	1 710
SWITZERLAND	10 210	81 088	28 626	ICELAND	74	923	332
AUSTRIA	12 853	89 681	31 600	NORWAY	378	3 922	1 366
PORTUGAL	2 365	3 760	1 333	SWEDEN	1 048	8 060	2 813
SPAIN	36	377	136	FINLAND	439	3 478	1 198
YUGOSLAVIA	38 779	128 491	45 345	SWITZERLAND	3 038	29 234	10 253
TURKEY	416	1 475	531	AUSTRIA	6 912	39 032	13 719
SOVIETUNION	135	1 464	501	PORTUGAL	932	4 036	1 417
POLAND	194	636	229	SPAIN	134	920	316
CZECHOSLOVA	205	2 126	763	MALTA	248	967	341
HUNGARY	3 922	27 446	9 688	YUGOSLAVIA	6 786	23 513	8 293
ROMANIA	21	173	64	TURKEY	180	786	273
BULGARIA	28	311	112	SOVIETUNION	21	215	73
MOROCCO	5 590	4 225	1 512	POLAND	717	2 580	911
TUNISIA	8 661	22 945	8 179	CZECHOSLOVA	193	806	279
LIBYA	10	137	50	HUNGARY	1 181	3 962	1 403
EGYPT	8	148	47	ROMANIA	346	2 036	714
CAMEROON	30	100	31	BULGARIA	117	528	187
KENYA	8	89	34	MOROCCO	787	919	332
REP S AFRICA	36	606	223	ALGERIA	70	2 190	792
USA	667	6 885	2 423	TUNISIA	5 802	15 885	5 577
CANADA	190	2 382	833	EGYPT	115	648	225
NETH ANTILL	11	151	54	NIGERIA	10	134	48
VENEZUELA	22	98	31	ZAIRE	94	256	90
CHILE	37	388	136	ANGOLA	13	141	46
PARAGUAY	11	93	32	ZAMBIA	27	141	48
CYPRUS	51	615	222	REP S AFRICA	59	672	235
LEBANON	81	827	283	USA	2 355	21 229	7 311
ISRAEL	52	387	134	CANADA	821	6 236	2 175
JORDAN	43	571	189	HAITI	89	241	86
SAUDI ARABIA	385	4 689	1 657	COLOMBIA	6	105	35
KUWAIT	224	2 631	947	CHILE	25	407	135
BAHRAIN	24	411	142	BOLIVIA	4	445	160
QATAR	31	509	176	PARAGUAY	3	91	34
ARAB EMIRAT	103	1 469	513	CYPRUS	41	330	115
OMAN	16	183	62	LEBANON	33	254	81
NORTH YEMEN	32	150	53	IRAQ	69	1 749	633
MALAYSIA	11	157	56	IRAN	102	330	114
SINGAPORE	58	627	222	ISRAEL	252	926	328
JAPAN	316	6 079	2 057	JORDAN	15	176	58
HONG KONG	49	860	303	SAUDI ARABIA	108	852	293
AUSTRALIA	26	484	173	KUWAIT	28	516	181
FR POLYNESIA	9	108	40	QATAR		91	35
847 TXTL CLTHNG ACCESRYS NES				ARAB EMIRAT	23	232	85
IMPORTS	184 729	733 686	258 981	SRI LANKA	37	175	61
FRANCE	3 457	26 159	9 265	THAILAND	12	99	32
BELGIUM LUX	1 804	8 875	3 110	MALAYSIA	25	131	45
NETHERLANDS	3 552	12 861	4 411	SINGAPORE	71	675	239
ITALY	60 384	247 387	87 613	PHILIPPINES	152	518	183
UNTD KINGDOM	1 863	14 004	4 845	CHINA	12	99	37
IRELAND	225	2 963	1 032	SOUTH KOREA	13	93	33
DENMARK	258	1 384	488	JAPAN	165	3 306	1 158
GREECE	668	2 451	850	HONG KONG	118	1 227	424
ICELAND	13	109	34	AUSTRALIA	159	1 316	456
NORWAY	123	633	222	PAPUA NEW G	55	117	40
SWEDEN	155	1 120	394	NEW ZEALAND	12	113	38
FINLAND	62	445	150	848 HEADGEAR,NONTXTL CLOTHNG			
SWITZERLAND	1 456	24 540	8 663	IMPORTS	333 219	2 421 194	849 196
AUSTRIA	2 774	19 230	6 797	FRANCE	9 404	58 251	20 489
PORTUGAL	4 671	15 120	5 310	BELGIUM LUX	12 253	24 776	8 656
SPAIN	202	1 000	349	NETHERLANDS	12 053	59 945	21 195
YUGOSLAVIA	5 546	19 278	6 862	ITALY	29 358	303 816	107 065
TURKEY	861	2 163	748	UNTD KINGDOM	3 884	26 074	9 824
SOVIETUNION	86	355	128	IRELAND	396	1 464	514
POLAND	323	939	329	DENMARK	820	11 977	4 150
CZECHOSLOVA	3 055	8 463	3 021	GREECE	8 197	401 634	139 581
HUNGARY	1 065	3 403	1 182	ICELAND	15	258	90
ROMANIA	6 222	13 590	4 862	NORWAY	41	521	188
MOROCCO	766	1 318	468	SWEDEN	1 109	4 650	1 630
TUNISIA	5 352	20 884	7 402	FINLAND	855	16 942	5 896
MAURITIUS	26	178	61	SWITZERLAND	1 558	14 584	5 115
USA	6 621	31 829	11 122	AUSTRIA	14 393	61 783	21 702
CANADA	128	470	171	PORTUGAL	520	6 107	2 074
COSTA RICA	455	1 159	409	SPAIN	7 087	34 797	12 096
BARBADOS	205	1 562	548	MALTA	306	10 929	3 859
SYRIA	51	122	41	YUGOSLAVIA	11 264	99 009	34 910
ISRAEL	1 790	8 070	2 878	TURKEY	20 536	272 512	95 426
PAKISTAN	4 077	5 812	2 051	POLAND	1 888	20 378	7 103
INDIA	3 342	12 309	4 434	CZECHOSLOVA	1 863	14 293	4 951
SRI LANKA	1 955	5 842	2 038	HUNGARY	1 503	20 941	7 269
THAILAND	3 647	7 652	2 735	ROMANIA	1 367	11 893	4 111
INDONESIA	1 048	2 296	815	BULGARIA	94	884	313
MALAYSIA	4 384	26 102	9 183	MOROCCO	1 268	12 503	4 461
SINGAPORE	59	390	146	TUNISIA	814	6 215	2 900
PHILIPPINES	1 014	5 017	1 733	REP S AFRICA	2	100	34
CHINA	5 928	15 896	5 591	USA	9 504	29 575	10 453

6 IMPORTS AND EXPORTS (SPECIAL TRADE) BY GROUPS OF THE SITC-REV. II AND BY COUNTRIES OF PRODUCTION AND CONSUMPTION 1984

GROUP COUNTRY	DT : 100 KG	1 000 DM	1 000 \$	GROUP COUNTRY	DT : 100 KG	1 000 DM	1 000 \$
CANADA	79	4 586	1 596	SOUTH KOREA	80	421	145
MEXICO	168	429	146	JAPAN	428	13 780	4 836
HAITI	39	128	46	TAIWAN	120	332	112
PERU	57	957	334	HONG KONG	217	4 533	1 591
BRAZIL	2 249	12 510	4 360	AUSTRALIA	115	1 406	486
BOLIVIA	17	126	42	NEW ZEALAND	4	97	30
PARAGUAY	5	227	77				
URUGUAY	3 677	56 991	19 930	851 FOOTWEAR			
ARGENTINA	848	8 430	2 951				
ISRAEL	1 325	9 569	3 348	IMPORTS	1 312 724	4 461 963	1 577 293
AFGHANISTAN	23	212	71				
PAKISTAN	7 613	51 209	18 048	FRANCE	75 900	273 135	96 289
INDIA	9 233	44 926	15 906	BELGIUM LUX	3 750	9 110	3 162
SRI LANKA	1 717	8 853	3 091	NETHERLANDS	27 417	84 685	30 097
THAILAND	6 082	7 451	2 667	ITALY	609 153	2 287 774	809 961
VIETNAM	139	199	67	UNTD KINGDOM	7 458	35 702	12 562
INDONESIA	6	213	78	IRELAND	887	4 497	1 614
MALAYSIA	17 266	24 029	8 446	DENMARK	5 836	27 909	9 806
PHILIPPINES	442	6 499	2 207	GREECE	9 518	50 463	17 792
CHINA	63 498	135 470	47 492	NORWAY	47	283	92
SOUTH KOREA	33 462	377 663	133 437	SWEDEN	6 148	10 612	3 880
JAPAN	612	5 039	1 757	FINLAND	739	4 702	1 666
TAIWAN	10 986	41 817	14 667	SWITZERLAND	12 704	80 693	28 431
HONG KONG	20 986	91 134	31 794	AUSTRIA	50 529	305 654	107 510
MACAO	103	716	244	PORTUGAL	35 353	99 994	35 221
AUSTRALIA	70	226	79	SPAIN	117 751	324 100	113 987
NEW ZEALAND	75	325	113	MALTA	1 954	8 495	3 039
EXPORTS	71 707	750 181	262 136	YUGOSLAVIA	78 409	240 630	85 162
FRANCE	5 598	46 023	16 075	TURKEY	1 180	2 593	883
BELGIUM LUX	5 616	58 296	20 414	SOVIETUNION	3 053	4 302	1 479
NETHERLANDS	7 755	65 815	22 998	POLAND	19 880	37 488	13 160
ITALY	4 220	34 837	12 046	CZECHOSLOVA	16 919	20 266	7 171
UNTD KINGDOM	2 438	29 458	10 286	HUNGARY	18 575	64 746	22 656
IRELAND	273	3 061	1 052	ROMANIA	32 531	66 381	23 184
DENMARK	1 837	23 070	8 063	BULGARIA	1 636	2 425	861
GREECE	2 615	18 319	6 460	MOROCCO	1 064	2 975	1 058
ICELAND	163	924	323	USA	2 200	11 968	4 251
NORWAY	837	19 597	6 835	CANADA	668	3 780	1 324
SWEDEN	1 114	8 923	3 139	MEXICO	417	1 301	446
FINLAND	666	4 534	1 607	BRAZIL	2 125	12 475	4 438
SWITZERLAND	6 700	114 016	39 880	URUGUAY	157	639	213
AUSTRIA	9 513	154 160	53 778	ARGENTINA	244	975	335
PORTUGAL	495	1 798	635	CYPRUS	31	219	77
SPAIN	208	1 787	626	ISRAEL	165	241	85
ANDORRA	6	618	219	PAKISTAN	5 553	8 467	3 032
MALTA	373	1 879	662	INDIA	5 057	12 433	4 565
YUGOSLAVIA	1 662	16 566	5 822	SRI LANKA	312	285	103
TURKEY	535	2 582	924	THAILAND	526	590	217
SOVIETUNION	61	1 099	368	INDONESIA	46	181	60
POLAND	567	4 589	1 614	MALAYSIA	710	700	247
CZECHOSLOVA	201	1 099	385	SINGAPORE	7	127	44
HUNGARY	820	4 872	1 721	PHILIPPINES	1 572	4 377	1 596
ROMANIA	1 224	3 149	1 114	CHINA	29 174	31 991	11 353
BULGARIA	181	998	340	NORTH KOREA	12	92	30
MOROCCO	166	822	292	SOUTH KOREA	23 084	55 813	19 425
ALGERIA	87	820	271	JAPAN	1 124	4 612	1 604
TUNISIA	1 067	2 451	867	TAIWAN	85 599	238 187	84 967
LIBYA	303	1 221	414	HONG KONG	15 519	22 697	8 094
EGYPT	258	787	279	EXPORTS	216 888	1 096 816	386 565
SUDAN	256	896	301	FRANCE	16 705	81 066	28 555
GHANA	10	120	41	BELGIUM LUX	14 506	80 446	28 439
NIGERIA	64	242	85	NETHERLANDS	37 695	186 697	65 939
GABON	37	110	37	ITALY	5 983	28 928	10 372
ZAIRE	55	153	51	UNTD KINGDOM	15 914	46 300	16 337
ANGOLA	11	153	52	IRELAND	996	3 225	1 158
ETHIOPIA	4	121	40	DENMARK	9 723	41 470	14 636
KENYA	77	181	60	GREECE	944	3 412	1 207
TANZANIA	51	177	58	ICELAND	521	3 712	1 307
REP S AFRICA	88	1 590	562	NORWAY	4 349	24 342	8 660
USA	7 821	61 994	21 531	SWEDEN	4 761	24 987	8 813
CANADA	387	13 226	4 766	FINLAND	2 453	15 838	5 662
MEXICO	5	190	66	SWITZERLAND	22 434	134 014	47 258
TRINIDAD TOB	35	85	31	AUSTRIA	31 179	176 593	62 166
NETH ANTILL	7	102	33	PORTUGAL	91	374	130
COLOMBIA	12	189	69	SPAIN	804	3 767	1 357
VENEZUELA	11	373	131	ANDORRA	15	95	32
BRAZIL	1	114	39	YUGOSLAVIA	178	641	233
CHILE	154	422	149	TURKEY	34	159	55
BOLIVIA	29	93	32	SOVIETUNION	14 056	71 060	24 616
PARAGUAY	3	109	37	POLAND	158	632	224
URUGUAY	18	322	110	CZECHOSLOVA	279	885	302
ARGENTINA	1	179	63	HUNGARY	1 618	5 471	1 907
CYPRUS	89	336	116	ROMANIA	516	796	289
LEBANON	143	552	184	BULGARIA	72	601	214
SYRIA	69	482	168	CANARY IS	135	587	205
IRAQ	108	1 139	394	MOROCCO	100	165	59
IRAN	1 508	5 217	1 754	CEUTA MEL	56	307	110
ISRAEL	116	570	201	ALGERIA	57	520	161
JORDAN	374	869	303	TUNISIA	36	128	41
SAUDI ARABIA	697	2 896	1 036	LIBYA	203	459	156
KUWAIT	102	676	242	EGYPT	102	464	161
BAHRAIN	22	111	38	LIBERIA	142	294	101
QATAR	72	379	143	GHANA	456	278	95
ARAB EMIRAT	151	3 743	1 376	NIGERIA	200	763	280
NORTH YEMEN	51	97	34	ZAIRE	590	693	235
SRI LANKA	6	95	33	ETHIOPIA	35	232	80
THAILAND	10	104	40	KENYA	68	389	139
INDONESIA	4	115	37	TANZANIA	69	257	87
MALAYSIA	30	238	84	REP S AFRICA	994	3 547	1 230
SINGAPORE	165	655	224	USA	7 991	48 436	17 029
PHILIPPINES	36	106	36	CANADA	3 454	15 557	5 519
CHINA	44	192	68	GREENLAND	16	125	44

6 IMPORTS AND EXPORTS (SPECIAL TRADE) BY GROUPS OF THE SITC-REV. 11 AND BY COUNTRIES OF PRODUCTION AND CONSUMPTION 1984

GROUP COUNTRY	DT * 100 KG	1 000 DM	1 000 \$	GROUP COUNTRY	DT * 100 KG	1 000 DM	1 000 \$
PANAMA	206	1 119	393	BULGARIA	48	1 328	462
CUBA	88	193	66	CANARY IS	554	1 469	483
JAMAICA	33	182	61	MOROCCO	21	595	201
BARBADOS	35	139	45	ALGERIA	42	2 857	996
TRINIDAD TOB	150	806	290	TUNISIA	24	769	269
NETH ANTILL	44	273	93	LIBYA	31	1 953	672
COLOMBIA	51	314	103	EGYPT	82	2 690	927
VENEZUELA	114	586	197	SUDAN	4	121	43
SURINAME	61	299	107	SENEGAL	2	108	38
CHILE	410	1 107	386	LIBERIA	35	103	37
BOLIVIA	1 048	1 181	418	IVORY COAST	2	83	30
ARGENTINA	75	146	42	GHANA	4	187	61
CYPRUS	157	605	210	NIGERIA	16	661	230
LEBANON	260	1 476	505	CAMEROON	11	264	91
IRAQ	58	357	119	GABON	3	149	52
IRAN	94	320	116	ZAIRE	4	124	45
ISRAEL	707	2 779	994	ANGOLA	5	189	65
JORDAN	84	449	156	ETHIOPIA	19	607	209
SAUDI ARABIA	1 252	6 384	2 269	KENYA	8	535	183
KUWAIT	804	4 190	1 493	TANZANIA	3	178	65
BAHRAIN	43	317	113	ZIMBABWE	3	228	80
QATAR	113	1 072	381	MALAWI	2	101	35
ARAB EMIRAT	446	2 678	938	REP S AFRICA	213	5 232	1 855
OMAN	184	923	339	USA	4 386	168 079	58 845
NORTH YEMEN	78	328	113	CANADA	357	12 966	4 617
AFGHANISTAN	135	737	257	MEXICO	222	3 416	1 198
SRI LANKA	71	150	49	GUATEMALA	2	129	47
THAILAND	30	158	54	NICARAGUA	3	199	72
INDONESIA	82	490	177	PANAMA	8	258	92
MALAYSIA	727	5 023	1 792	CUBA	26	890	309
BRUNEI	60	477	166	COLOMBIA	32	800	285
SINGAPORE	4 283	27 630	9 747	VENEZUELA	29	1 801	629
CHINA	9	114	40	ECUADOR	4	128	45
SOUTH KOREA	76	470	171	PERU	10	288	98
JAPAN	1 014	5 481	1 895	BRAZIL	28	1 564	545
TAIWAN	11	97	33	CHILE	574	3 617	1 274
HONG KONG	1 622	9 058	3 180	BOLIVIA	1	126	48
AUSTRALIA	859	6 388	2 278	PARAGUAY	3	100	37
PAPUA NEW G	83	368	130	ARGENTINA	60	1 658	567
NEW ZEALAND	180	1 220	423	CYPRUS	5	186	63
FIJI	17	110	39	LEBANON	2	107	35
				SYRIA	15	541	182
871 OPTICAL INSTRUMENTS				IRAQ	50	1 184	396
IMPORTS	16 474	391 648	137 176	IRAN	121	5 682	1 992
FRANCE	521	105 199	36 849	ISRAEL	110	4 387	1 519
BELGIUM LUX	114	3 447	1 209	JORDAN	17	700	249
NETHERLANDS	656	27 321	9 517	SAUDI ARABIA	280	7 070	2 507
ITALY	612	3 959	1 379	KUWAIT	30	1 272	447
UNTD KINGDOM	1 615	21 977	7 703	BAHRAIN	16	317	113
DENMARK	40	763	260	QATAR	4	343	121
GREECE	7	254	87	ARAB EMIRAT	76	1 286	453
NORWAY	22	482	165	NORTH YEMEN	7	267	94
SWEDEN	72	1 540	547	SOUTH YEMEN	24	336	117
SWITZERLAND	926	25 479	8 933	PAKISTAN	26	696	242
AUSTRIA	224	5 794	2 038	INDIA	134	5 816	2 069
PORTUGAL	489	9 946	3 525	BANGLADESH	2	189	69
SPAIN	74	271	95	THAILAND	21	778	270
MALTA		92	33	INDONESIA	84	2 953	1 112
TURKEY	8	1 799	606	MALAYSIA	23	2 484	823
SOVIETUNION	643	1 376	498	SINGAPORE	75	2 316	805
POLAND	228	979	338	PHILIPPINES	6	426	146
USA	1 861	86 550	30 415	CHINA	350	17 778	6 264
CANADA	100	2 431	861	SOUTH KOREA	309	2 639	953
MEXICO	61	81	31	JAPAN	1 262	28 153	9 816
BRAZIL	11	474	165	TAIWAN	113	3 007	1 048
ISRAEL	4	135	50	HONG KONG	143	5 876	2 072
SINGAPORE	30	2 882	1 008	AUSTRALIA	247	6 242	2 198
CHINA	28	234	81	NEW ZEALAND	21	740	263
SOUTH KOREA	204	1 531	531				
JAPAN	6 659	74 811	26 091	872 MEDICAL INSTRUMENTS NES			
TAIWAN	118	445	158	IMPORTS	107 976	875 078	307 692
HONG KONG	680	9 243	3 255	FRANCE	7 982	65 654	23 030
MACAO	372	1 588	551	BELGIUM LUX	4 527	30 221	10 694
AUSTRALIA	19	96	35	NETHERLANDS	3 301	33 837	11 884
EXPORTS	22 854	852 710	298 839	ITALY	12 348	42 133	14 903
FRANCE	2 651	194 994	68 053	UNTD KINGDOM	7 771	58 806	20 572
BELGIUM LUX	593	9 381	3 323	IRELAND	6 112	47 698	16 705
NETHERLANDS	1 798	78 940	27 527	DENMARK	10 366	37 143	13 096
ITALY	1 335	34 222	12 118	NORWAY	220	3 336	1 182
UNTD KINGDOM	1 311	84 476	30 086	SWEDEN	4 786	48 742	17 122
IRELAND	17	488	173	FINLAND	252	6 435	2 265
DENMARK	304	6 024	2 107	SWITZERLAND	8 314	75 465	26 526
GREECE	134	2 325	832	AUSTRIA	1 162	10 983	3 871
ICELAND	15	168	55	PORTUGAL	486	1 963	691
NORWAY	174	4 298	1 505	SPAIN	432	5 370	1 904
SWEDEN	339	9 249	3 253	MALTA	62	600	231
FINLAND	274	4 443	1 560	YUGOSLAVIA	107	724	270
SWITZERLAND	1 138	37 993	13 245	SOVIETUNION	20	536	187
AUSTRIA	854	16 500	5 730	POLAND	158	1 550	552
PORTUGAL	207	2 872	1 009	CZECHOSLOVA	2 235	1 715	600
SPAIN	364	9 575	3 351	HUNGARY	813	4 552	1 609
ANDORRA	3	133	44	ROMANIA	19	157	57
MALTA	2	313	112	USA	11 713	217 640	76 558
YUGOSLAVIA	51	2 479	845	CANADA	461	4 490	1 577
TURKEY	77	5 816	1 980	BRAZIL	1 283	4 294	1 512
SOVIETUNION	547	22 565	7 882	URUGUAY	8	200	71
POLAND	91	1 067	372	ISRAEL	512	15 674	5 406
CZECHOSLOVA	33	1 405	474	PAKISTAN	1 004	10 405	3 676
HUNGARY	51	1 322	448	INDIA	36	318	113
ROMANIA	2	145	52	MALAYSIA	3 290	27 756	9 741
				CHINA	13	112	40
				SOUTH KOREA	15	309	107

6 IMPORTS AND EXPORTS (SPECIAL TRADE) BY GROUPS OF THE SITC-REV. II AND BY COUNTRIES OF PRODUCTION AND CONSUMPTION 1984

GROUP COUNTRY	DT = 100 KG	1 000 DM	1 000 \$	GROUP COUNTRY	DT = 100 KG	1 000 DM	1 000 \$
JAPAN	16 750	110 671	38 966	SRI LANKA	26	333	116
TAIWAN	154	982	347	NEPAL	122	2 096	726
HONG KONG	1 213	3 015	1 068	BURMA	24	353	123
AUSTRALIA	13	1 063	381	THAILAND	651	10 129	3 576
EXPORTS	184 129	1 765 452	619 659	VIETNAM	33	488	180
FRANCE	24 805	134 963	47 469	INDONESIA	939	7 471	2 643
BELGIUM LUX	7 666	53 494	18 830	MALAYSIA	1 015	9 831	3 421
NETHERLANDS	10 751	85 869	30 072	SINGAPORE	331	4 679	1 646
ITALY	15 508	120 416	42 077	PHILIPPINES	76	1 192	415
UNTD KINGDOM	6 062	70 564	24 786	CHINA	106	4 805	1 676
IRELAND	467	2 831	1 001	SOUTH KOREA	618	12 857	4 584
DENMARK	3 929	23 429	8 243	JAPAN	1 945	76 097	26 599
GREECE	1 072	11 868	4 161	TAIWAN	264	8 720	3 048
ICELAND	92	1 057	376	HONG KONG	427	6 637	2 312
NORWAY	2 001	22 146	7 711	AUSTRALIA	1 168	21 812	7 676
SWEDEN	6 585	38 934	13 726	NEW ZEALAND	183	2 664	927
FINLAND	2 374	21 742	7 649	NEW CALEDON	14	124	40
SWITZERLAND	15 850	98 037	34 349	873 METERS & COUNTERS NES			
AUSTRIA	21 307	98 864	34 778	IMPORTS	22 572	115 167	40 511
PORTUGAL	1 021	8 564	3 002	FRANCE	2 959	8 490	2 984
SPAIN	6 184	42 130	14 718	BELGIUM LUX	57	524	186
ANDORRA	5	362	125	NETHERLANDS	799	5 322	1 863
MALTA	30	341	119	ITALY	1 022	3 662	1 288
YUGOSLAVIA	1 640	34 047	11 817	UNTD KINGDOM	9 132	47 027	16 543
TURKEY	965	17 204	6 060	DENMARK	127	1 617	568
SOVIETUNION	639	19 004	6 582	NORWAY	6	113	39
POLAND	2 359	18 784	6 560	SWEDEN	138	732	263
CZECHOSLOVA	249	7 546	2 539	FINLAND	3	109	40
HUNGARY	607	12 751	4 449	SWITZERLAND	1 814	15 086	5 319
ROMANIA	76	780	261	AUSTRIA	349	1 924	678
BULGARIA	604	10 602	3 664	PORTUGAL	29	387	141
ALBANIA	13	288	99	SPAIN	67	257	91
CANARY IS	110	951	336	YUGOSLAVIA	4 285	12 548	4 422
MOROCCO	80	3 273	1 167	POLAND	125	132	46
ALGERIA	646	8 193	2 887	HUNGARY	71	101	33
TUNISIA	289	2 219	787	USA	923	12 212	4 278
LIBYA	874	10 331	3 646	BRAZIL	24	201	71
EGYPT	921	11 965	4 196	JAPAN	277	2 700	950
SUDAN	238	928	324	TAIWAN	171	929	323
SENEGAL	8	153	53	HONG KONG	158	702	252
LIBERIA	76	328	110	EXPORTS	55 828	295 345	103 738
IVORY COAST	39	318	113	FRANCE	4 899	26 912	9 506
GHANA	147	3 478	1 149	BELGIUM LUX	3 435	25 130	8 822
TOGO	5	88	32	NETHERLANDS	9 616	35 514	12 566
NIGERIA	266	867	299	ITALY	2 252	13 632	4 802
CAMEROON	30	364	122	UNTD KINGDOM	2 078	20 158	7 073
ZAIRE	164	1 126	406	IRELAND	351	1 961	695
ANGOLA	44	1 013	362	DENMARK	1 926	10 358	3 645
ETHIOPIA	51	669	234	GREECE	326	1 777	612
KENYA	170	851	291	ICELAND	90	438	152
UGANDA	18	156	54	NORWAY	2 020	11 723	4 138
TANZANIA	163	1 065	370	SWEDEN	3 738	16 366	5 751
MOZAMBIQUE	14	248	93	FINLAND	866	4 797	1 668
MAURITIUS	90	332	116	SWITZERLAND	2 009	14 663	5 171
ZAMBIA	273	643	214	AUSTRIA	3 516	17 744	6 246
ZIMBABWE	148	696	241	PORTUGAL	233	1 612	569
MALAWI	14	179	63	SPAIN	853	7 767	2 725
REP S AFRICA	1 455	13 540	4 782	YUGOSLAVIA	630	5 019	1 761
BOTSWANA	44	312	118	TURKEY	199	1 714	613
USA	12 588	341 630	119 999	SOVIETUNION	31	809	276
CANADA	816	18 889	6 665	POLAND	90	992	360
MEXICO	273	7 946	2 837	CZECHOSLOVA	127	1 259	429
GUATEMALA	27	399	137	HUNGARY	131	2 022	689
HONDURAS	15	200	68	ROMANIA	29	115	38
EL SALVADOR	17	249	84	BULGARIA	150	1 092	373
NICARAGUA	27	595	212	ALGERIA	165	1 640	568
COSTA RICA	39	861	303	LIBYA	34	400	140
PANAMA	89	980	342	EGYPT	2 534	3 481	1 206
CUBA	597	8 643	3 109	SUDAN	158	227	78
DOMINIC REP	16	180	67	LIBERIA	33	108	38
JAMAICA	5	129	46	CAMEROON	316	316	109
TRINIDAD TOB	4	187	67	ZAIRE	57	258	85
NETH ANTILL		96	32	BURUNDI	6	113	44
COLOMBIA	243	5 014	1 790	UGANDA	11	84	30
VENEZUELA	398	4 662	1 664	TANZANIA	26	346	122
SURINAME	46	206	73	ZAMBIA	10	96	33
ECUADOR	912	4 641	1 640	REP S AFRICA	1 044	6 234	2 161
PERU	122	1 770	619	USA	754	10 275	3 596
BRAZIL	163	5 397	1 884	CANADA	298	3 086	1 079
CHILE	237	4 041	1 402	MEXICO	51	682	236
BOLIVIA	13	184	63	DOMINIC REP	44	106	38
PARAGUAY	9	322	107	NETH ANTILL	45	128	43
URUGUAY	57	652	224	COLOMBIA	44	474	164
ARGENTINA	533	6 206	2 128	VENEZUELA	10	214	80
CYPRUS	247	1 402	483	PERU	6	176	62
LEBANON	274	3 040	1 049	BRAZIL	11	243	88
SYRIA	252	2 612	904	CHILE	83	436	156
IRAQ	848	9 111	3 315	ARGENTINA	29	284	96
IRAN	9 382	55 766	19 817	CYPRUS	149	150	53
ISRAEL	908	11 483	4 065	LEBANON	72	85	32
JORDAN	385	2 902	1 038	SYRIA	27	292	106
SAUDI ARABIA	4 199	38 484	13 568	IRAQ	460	3 100	1 103
KUWAIT	179	4 452	1 568	IRAN	3 896	8 921	3 132
BAHRAIN	36	527	186	ISRAEL	291	1 437	493
QATAR	32	374	123	JORDAN	282	433	155
ARAB EMIRAT	339	3 729	1 311	SAUDI ARABIA	2 262	4 043	1 400
OMAN	40	396	135	KUWAIT	52	215	76
NORTH YEMEN	53	652	222	ARAB EMIRAT	188	893	317
AFGHANISTAN	71	560	196	OMAN	172	408	138
PAKISTAN	1 536	10 372	3 639				
INDIA	618	11 966	4 223				
BANGLADESH	86	747	260				

6 IMPORTS AND EXPORTS (SPECIAL TRADE) BY GROUPS OF THE SITC-REV. 11 AND BY COUNTRIES OF PRODUCTION AND CONSUMPTION 1984

GROUP COUNTRY	DT * 100 KG	1 000 DM	1 000 \$	GROUP COUNTRY	DT * 100 KG	1 000 DM	1 000 \$
PAKISTAN	52	561	197	SWEDEN	25 909	332 530	116 928
INDIA	65	649	226	FINLAND	7 472	86 946	30 568
BANGLADESH	5	134	45	SWITZERLAND	33 506	402 741	141 716
BURMA	25	127	47	AUSTRIA	28 922	331 960	116 457
THAILAND	347	1 253	428	PORTUGAL	1 471	27 034	9 579
INDONESIA	79	636	220	SPAIN	9 196	150 812	52 933
MALAYSIA	131	296	102	ANDORRA	25	257	86
SINGAPORE	579	1 734	607	MALTA	39	738	250
CHINA	43	594	207	YUGOSLAVIA	6 749	91 383	32 009
SOUTH KOREA	245	2 474	870	TURKEY	3 584	58 219	20 327
JAPAN	290	5 263	1 855	SOVIET UNION	17 641	207 175	72 644
TAIWAN	18	180	64	POLAND	1 510	34 254	12 104
HONG KONG	224	790	286	CZECHOSLOVAKIA	5 703	92 825	31 332
AUSTRALIA	145	1 697	590	HUNGARY	3 038	45 396	15 600
NEW ZEALAND	168	4 720	1 623	ROMANIA	3 320	9 676	3 398
874 MEASURING, CONTROLLING INSTR				BULGARIA	1 693	33 732	11 685
IMPORTS	263 733	3 980 849	1 397 071	ALBANIA	41	750	266
FRANCE	42 059	440 263	154 878	CANARY IS	82	973	334
BELGIUM LUX	22 145	71 929	25 401	MOROCCO	238	3 067	1 076
NETHERLANDS	20 127	299 833	105 297	ALGERIA	1 962	34 186	11 993
ITALY	41 528	187 808	66 264	TUNISIA	1 067	10 347	3 702
UNITED KINGDOM	20 958	455 790	159 508	LIBYA	1 926	17 405	5 947
IRELAND	1 243	41 357	14 401	EGYPT	3 240	29 038	10 266
DENMARK	6 586	76 214	26 749	SUDAN	65	3 579	1 221
GREECE	20	1 167	419	MAURITANIA	11	112	40
NORWAY	777	15 156	5 240	MALI	14	157	57
SWEDEN	3 078	70 666	24 694	UPPER VOLTA	12	256	93
FINLAND	749	18 361	6 406	NIGER	13	277	97
SWITZERLAND	28 711	540 967	190 139	CAPE VERDE	12	226	78
AUSTRIA	11 075	131 163	46 040	SENEGAL	25	554	196
PORTUGAL	511	1 701	599	GUINEA	11	143	45
SPAIN	3 543	14 262	4 995	SIERRA LEONE	25	209	76
MALTA	16	231	80	LIBERIA	13	527	181
YUGOSLAVIA	2 998	10 185	3 589	IVORY COAST	36	855	300
TURKEY	6	2 402	817	GHANA	43	323	109
SOVIET UNION	338	1 764	612	TOGO	6	159	52
POLAND	2 452	6 727	2 363	BENIN	1 015	21 431	7 530
CZECHOSLOVAKIA	1 106	2 581	912	NIGERIA	105	1 375	479
HUNGARY	997	4 921	1 707	CAMEROON	29	470	151
ROMANIA	1 999	1 862	660	GABON	53	1 377	473
BULGARIA	79	547	190	ZAIRE	17	340	115
MOROCCO	83	32	32	RWANDA	13	152	50
ALGERIA	93	30	30	BURUNDI	96	1 003	350
TUNISIA	48	514	181	ANGOLA	244	2 440	855
EGYPT	16	746	264	ETHIOPIA	25	150	50
SUDAN	8	380	136	SOMALIA	208	3 654	1 288
NIGERIA	26	2 030	715	UGANDA	12	265	92
ETHIOPIA	10	584	204	TANZANIA	95	1 223	431
KENYA	7	77	30	MOZAMBIQUE	7	176	64
MAURITIUS	7	81	30	MADAGASCAR	2	117	41
ZAMBIA	4	416	154	MAURITIUS	3	238	77
ZIMBABWE	57	2 393	842	ZAMBIA	29	794	284
REP S AFRICA	29 394	1 253 477	439 559	ZIMBABWE	47	1 471	514
USA	357	11 994	4 290	MALAWI	4	140	45
CANADA	55	402	141	REP S AFRICA	9 488	117 213	41 556
MEXICO	1	970	348	BOTSWANA	28	1 063	369
ECUADOR	1	206	70	LESOTHO	1	359	132
PERU	382	2 965	1 041	USA	50 735	1 255 428	438 840
BRAZIL	3	324	112	CANADA	3 853	56 006	19 779
CHILE	7	555	202	GREENLAND	2	96	35
ARGENTINA	1	410	142	MEXICO	1 158	29 049	9 988
SYRIA	9	123	43	GUATEMALA	89	671	232
IRAQ	7	2 798	993	HONDURAS	57	315	109
IRAN	7	644	223	EL SALVADOR	87	650	222
ISRAEL	772	8 585	3 019	NICARAGUA	45	827	297
JORDAN	2	651	231	COSTA RICA	95	1 276	441
SAUDI ARABIA	46	6 148	2 159	PANAMA	36	845	287
KUWAIT	8	4 156	1 400	CUBA	264	4 609	1 627
BAHRAIN	1	95	33	HAITI	14	164	58
ARAB EMIRAT	7	224	79	DOMINIC REP	48	534	196
OMAN	97	32	32	JAMAICA	19	370	127
NORTH YEMEN	1	758	271	BARBADOS	9	208	69
AFGHANISTAN	1	706	258	TRINIDAD TOB	109	1 165	395
PAKISTAN	98	750	256	NETH ANTILL	36	1 123	391
INDIA	50	1 242	450	COLOMBIA	690	10 271	3 775
INDONESIA	20	656	218	VENEZUELA	944	9 293	3 283
MALAYSIA	56	2 808	991	SURINAME	23	243	79
SINGAPORE	441	6 392	2 238	ECUADOR	335	4 423	1 536
PHILIPPINES	104	4 002	1 414	PERU	245	8 789	3 150
CHINA	943	2 887	1 006	BRAZIL	1 873	45 105	15 711
SOUTH KOREA	1 783	10 158	3 599	CHILE	1 049	12 810	4 514
JAPAN	12 554	228 292	79 934	BOLIVIA	56	872	313
TAIWAN	2 054	9 974	3 488	PARAGUAY	48	1 022	376
HONG KONG	1 202	7 474	2 627	URUGUAY	75	1 142	397
AUSTRALIA	58	2 583	903	ARGENTINA	1 277	29 079	10 331
NEW ZEALAND	21	561	202	CYPRUS	155	2 405	812
EXPORTS	495 897	7 545 552	2 649 761	LEBANON	579	2 857	1 001
FRANCE	58 761	867 851	306 036	SYRIA	1 096	12 073	4 264
BELGIUM LUX	20 220	264 720	93 175	IRAQ	1 329	29 083	10 213
NETHERLANDS	37 900	500 100	175 489	IRAN	5 388	72 211	25 342
ITALY	28 823	515 701	182 022	ISRAEL	2 471	38 931	13 743
UNITED KINGDOM	38 644	561 504	197 414	JORDAN	422	4 395	1 546
IRELAND	1 128	22 435	7 934	SAUDI ARABIA	5 461	70 975	25 263
DENMARK	6 485	112 557	39 557	KUWAIT	1 796	23 748	8 245
GREECE	3 954	36 899	12 900	BAHRAIN	316	13 012	4 626
ICELAND	223	2 982	1 043	QATAR	124	2 577	901
FAROE IS	1	123	43	ARAB EMIRAT	807	9 951	3 509
NORWAY	6 178	77 215	27 183	OMAN	229	4 329	1 535
				NORTH YEMEN	83	3 124	1 091
				SOUTH YEMEN	103	626	225
				AFGHANISTAN	9	1 263	456
				PAKISTAN	943	13 643	4 865
				INDIA	3 979	72 096	25 370

6 IMPORTS AND EXPORTS (SPECIAL TRADE) BY GROUPS OF THE SITC-REV. II AND BY COUNTRIES OF PRODUCTION AND CONSUMPTION 1984

GROUP COUNTRY	DT * 100 KG	1 000 DM	1 000 \$	GROUP COUNTRY	DT * 100 KG	1 000 DM	1 000 \$
BANGLADESH	79	1 284	450	SENEGAL	21	165	58
SRI LANKA	175	2 190	767	IVORY COAST	12	130	46
NEPAL	8	473	166	GHANA	15	148	52
BURMA	85	1 499	522	NIGERIA	33	399	145
THAILAND	1 166	16 073	5 772	CAMEROON	12	430	144
LAOS	13	103	34	GABON	10	132	44
VIETNAM	84	1 965	685	ZAIRE	24	248	81
INDONESIA	2 308	35 480	12 631	RWANDA	28	246	88
MALAYSIA	1 538	17 585	6 261	ANGOLA	44	477	165
BRUNEI	7	316	108	ETHIOPIA	25	359	121
SINGAPORE	2 298	40 424	14 170	KENYA	32	301	102
PHILIPPINES	531	7 588	2 775	TANZANIA	10	106	38
CHINA	3 719	87 213	30 776	REUNION	30	159	53
NORTH KOREA	80	2 296	834	ZIMBABWE	13	126	39
SOUTH KOREA	3 070	47 528	16 514	REP S AFRICA	1 478	12 848	4 506
JAPAN	8 611	138 625	48 747	BOTSWANA	38	445	153
TAIWAN	2 210	34 740	12 167	LESOTHO	13	142	51
HONG KONG	988	17 827	6 203	USA	17 852	225 554	79 090
AUSTRALIA	7 921	97 742	34 069	CANADA	1 596	20 776	7 331
PAPUA NEW G	103	1 024	345	MEXICO	282	2 540	867
NEW ZEALAND	793	11 432	4 005	GUATEMALA	1	116	41
NEW CALEDON	2	93	31	HONDURAS	13	268	86
FIJI	17	420	152	PANAMA	20	498	188
FR POLYNESIA	19	115	38	CUBA	33	1 369	464
POLAR REG	5	368	119	GUADELOUPE	13	184	66
				MARTINIQUE	5	115	43
				NETH ANTILL	17	215	72
881 PHOTO APPAR. & EQUIP NES				COLOMBIA	82	792	273
IMPORTS	78 444	795 734	279 668	VENEZUELA	150	1 507	531
FRANCE	3 556	20 666	7 277	FRENCH GUIAN	9	97	36
BELGIUM LUX	4 268	20 445	7 124	ECUADOR	52	648	232
NETHERLANDS	3 807	44 387	15 584	PERU	65	859	305
ITALY	12 131	48 557	17 164	BRAZIL	111	3 883	1 377
UNTD KINGDOM	2 868	35 064	12 132	CHILE	283	1 247	429
IRELAND	620	3 420	1 207	URUGUAY	36	107	36
DENMARK	4 287	24 975	8 788	ARGENTINA	414	3 330	1 171
NORWAY	7	315	106	CYPRUS	102	908	340
SWEDEN	471	7 845	2 758	LEBANON	59	737	254
FINLAND	8	118	41	SYRIA	210	1 581	538
SWITZERLAND	1 707	30 345	10 773	IRAQ	252	3 510	1 208
AUSTRIA	1 944	7 928	2 746	IRAN	292	4 882	1 694
PORTUGAL	8 704	35 446	12 480	ISRAEL	593	6 423	2 283
SPAIN	38	550	180	JORDAN	83	668	233
MALTA		100	33	SAUDI ARABIA	746	7 269	2 573
YUGOSLAVIA	1 446	3 007	1 053	KUWAIT	150	1 359	482
POLAND	183	137	47	BAHRAIN	28	466	161
CZECHOSLOVA	195	252	90	QATAR	61	962	343
BULGARIA	2	85	33	ARAB EMIRAT	236	2 673	944
REP S AFRICA	4	172	59	OMAN	19	404	143
USA	11 954	120 171	42 317	SOUTH YEMEN	21	203	78
CANADA	47	7 383	2 548	PAKISTAN	311	2 932	1 026
ISRAEL	11	124	43	INDIA	611	8 432	2 979
SAUDI ARABIA	5	94	30	BANGLADESH	38	448	151
INDIA	211	1 447	503	SRI LANKA	33	537	193
MALAYSIA	312	3 651	1 262	THAILAND	499	4 730	1 651
SINGAPORE	608	2 806	984	VIETNAM	15	157	55
PHILIPPINES	129	1 318	437	INDONESIA	351	3 345	1 170
CHINA	69	658	227	MALAYSIA	502	4 576	1 608
SOUTH KOREA	50	175	58	SINGAPORE	977	15 160	5 212
JAPAN	15 327	336 284	118 376	PHILIPPINES	17	311	110
TAIWAN	575	6 170	2 150	CHINA	436	7 369	2 555
HONG KONG	2 607	28 592	10 006	NORTH KOREA	109	1 830	624
MACAO	268	1 816	635	SOUTH KOREA	330	4 637	1 635
AUSTRALIA	5	459	158	JAPAN	3 333	54 224	19 142
NEW ZEALAND		178	60	TAIWAN	527	3 792	1 319
EXPORTS	146 474	1 284 336	452 227	HONG KONG	2 144	19 374	6 761
FRANCE	18 287	133 479	47 052	AUSTRALIA	3 330	31 646	11 202
BELGIUM LUX	5 795	48 647	17 201	AUST OCEANIA	2	147	48
NETHERLANDS	11 249	70 677	24 925	NEW ZEALAND	589	5 582	1 958
ITALY	12 896	101 632	35 978	882 PHOTO, CINEMA SUPPLIES			
UNTD KINGDOM	16 581	140 920	49 937	IMPORTS	599 177	1 953 144	687 396
IRELAND	875	3 312	1 165	FRANCE	86 959	214 191	75 275
DENMARK	2 977	23 213	8 158	BELGIUM LUX	114 126	270 651	95 092
GREECE	975	7 465	2 634	NETHERLANDS	65 404	221 545	77 302
ICELAND	130	799	279	ITALY	21 181	75 110	28 052
NORWAY	2 645	18 456	6 484	UNTD KINGDOM	106 275	301 269	106 435
SWEDEN	5 257	37 543	13 115	IRELAND	31	184	66
FINLAND	2 956	20 769	7 338	DENMARK	305	1 853	657
SWITZERLAND	7 810	54 347	19 212	GREECE	8	383	139
AUSTRIA	6 741	39 207	13 743	SWEDEN	3 824	17 906	6 281
PORTUGAL	740	10 497	3 677	FINLAND	74	90	31
SPAIN	3 437	25 504	9 098	SWITZERLAND	34 442	91 661	32 286
ANDORRA	79	570	194	AUSTRIA	968	17 022	5 958
MALTA	14	242	79	PORTUGAL	156	712	257
YUGOSLAVIA	679	5 341	1 852	SPAIN	3 183	11 072	3 902
TURKEY	998	8 463	2 994	YUGOSLAVIA	769	4 023	1 439
SOVIET UNION	1 036	14 612	5 150	TURKEY	18	232	82
POLAND	72	1 837	641	CZECHOSLOVA	22	115	42
CZECHOSLOVA	267	3 582	1 206	HUNGARY	355	843	303
HUNGARY	449	4 520	1 583	USA	76 096	422 569	149 108
ROMANIA	2	172	60	CANADA	5	100	32
BULGARIA	104	2 123	736	SINGAPORE	1	140	53
ALBANIA	16	360	121	JAPAN	84 828	296 634	104 317
CANARY IS	237	1 267	446	HONG KONG	33	368	130
MOROCCO	113	640	228	NEW ZEALAND	59	125	43
CEUTA MEL	16	97	34	EXPORTS	853 276	1 899 713	669 297
ALGERIA	1 078	11 296	4 011	FRANCE	108 352	250 864	88 879
TUNISIA	192	1 736	610	BELGIUM LUX	39 815	116 835	42 000
LIBYA	173	1 625	556	NETHERLANDS	59 512	130 522	46 273
EGYPT	513	5 437	1 929				
SUDAN	30	230	85				

6 IMPORTS AND EXPORTS (SPECIAL TRADE) BY GROUPS OF THE SITC-REV. II AND BY COUNTRIES OF PRODUCTION AND CONSUMPTION 1984

GROUP COUNTRY	DT * 100 KG	1 000 DM	1 000 \$	GROUP COUNTRY	DT * 100 KG	1 000 DM	1 000 \$
ITALY	64 968	161 928	57 301	SRI LANKA	1 105	1 328	465
UNTD KINGDOM	108 738	286 242	100 998	BURMA	63	208	73
IRELAND	4 010	5 943	2 106	THAILAND	3 011	3 856	1 366
DENMARK	18 741	41 126	14 471	INDONESIA	2 458	5 140	1 825
GREECE	7 602	16 383	5 845	MALAYSIA	3 967	5 425	1 956
ICELAND	887	1 443	508	SINGAPORE	4 509	4 890	1 717
NORWAY	8 435	14 706	5 188	PHILIPPINES	1 012	1 481	526
SWEDEN	17 786	37 119	13 075	CHINA	75	331	111
FINLAND	14 183	26 533	9 354	NORTH KOREA	217	377	130
SWITZERLAND	29 586	56 882	20 073	SOUTH KOREA	2 890	6 899	2 432
AUSTRIA	31 848	57 412	20 213	JAPAN	5 875	12 125	4 219
PORTUGAL	4 975	9 821	3 483	TAIWAN	1 465	1 988	705
SPAIN	22 943	33 256	11 835	HONG KONG	11 856	10 955	3 818
MALTA	447	1 290	445	AUSTRALIA	15 301	27 134	9 501
YUGOSLAVIA	7 486	17 482	6 129	NEW ZEALAND	4 467	8 044	2 771
TURKEY	4 904	10 908	3 833	FR POLYNESIA	146	324	113
SOVIETUNION	7 272	17 436	5 905				
POLAND	1 789	4 233	1 516	883 DEVELOPED CINEMA FILM			
CZECHOSLOVA	2 575	6 474	2 259	IMPORTS	2 883	43 396	15 249
HUNGARY	7 599	15 831	5 556	FRANCE	266	4 494	1 593
ROMANIA	997	1 740	601	BELGIUM LUX	10	313	110
BULGARIA	1 501	3 875	1 366	NETHERLANDS	97	948	327
CANARY IS	664	1 336	469	ITALY	722	8 106	2 822
MOROCCO	777	1 625	565	UNTD KINGDOM	1 070	14 852	5 217
ALGERIA	15 517	13 883	4 946	DENMARK	199	1 569	561
TUNISIA	2 250	5 725	2 026	GREECE	4	83	30
LIBYA	392	776	263	SWITZERLAND	50	2 237	791
EGYPT	5 257	9 769	3 404	AUSTRIA	42	897	317
SUDAN	394	685	243	SPAIN	15	361	127
MAURITANIA	226	649	219	TURKEY	33	871	318
UPPER VOLTA	55	152	51	SOVIETUNION	4	116	41
SENEGAL	474	831	295	POLAND		156	52
SIERRA LEONE	353	408	142	HUNGARY	3	194	67
LIBERIA	129	254	92	REP S AFRICA	1	152	53
IVORY COAST	756	1 533	545	USA	335	6 916	2 434
GHANA	503	1 160	419	JAPAN	12	314	110
BENIN	49	125	42	HONG KONG	7	171	59
NIGERIA	3 081	8 019	2 787	EXPORTS	1 005	14 932	5 249
CAMEROON	1 077	2 309	815	FRANCE	61	956	338
GABON	218	293	101	BELGIUM LUX	95	1 007	355
ZAIRE	208	328	113	NETHERLANDS	155	1 291	453
RWANDA	100	359	122	ITALY	41	756	258
ANGOLA	308	821	293	UNTD KINGDOM	55	669	232
ETHIOPIA	775	1 994	697	DENMARK	10	344	122
DJIBOUTI	32	94	32	GREECE	9	101	32
SOMALIA	49	111	40	NORWAY	10	123	45
KENYA	1 237	1 658	588	SWEDEN	12	397	144
UGANDA	87	353	124	SWITZERLAND	148	2 212	775
TANZANIA	144	452	156	AUSTRIA	245	3 290	1 163
MOZAMBIQUE	89	191	70	SPAIN	16	234	82
MADAGASCAR	164	190	64	YUGOSLAVIA	8	118	44
REUNION	169	468	162	TURKEY	6	131	47
MAURITIUS	211	455	154	POLAND	8	109	36
ZAMBIA	57	200	69	CZECHOSLOVA	6	169	63
ZIMBABWE	69	154	51	HUNGARY	8	89	33
MALAWI	42	114	36	USA	38	858	302
REP S AFRICA	11 869	31 572	11 069	CANADA	8	158	54
USA	72 415	214 939	74 993	IRAN	5	122	44
CANADA	3 049	10 323	3 571	ISRAEL	4	90	34
MEXICO	2 127	6 594	2 275	SAUDI ARABIA		91	30
GUATEMALA	271	700	246	KUWAIT	5	102	37
HONDURAS	136	367	131	JAPAN	9	349	125
EL SALVADOR	300	615	216	HONG KONG	17	220	76
NICARAGUA	193	400	146	884 OPTICAL GOODS NES			
COSTA RICA	539	1 163	406	IMPORTS	26 505	769 583	271 497
PANAMA	481	1 052	375	FRANCE	4 445	86 935	30 741
CUBA	808	2 051	742	BELGIUM LUX	62	2 373	820
HAITI	75	141	51	NETHERLANDS	288	12 207	4 404
DOMINIC REP	264	663	227	ITALY	2 532	63 098	22 320
GADELOUPE	44	91	33	UNTD KINGDOM	742	21 691	7 637
MARTINIQUE	128	289	98	IRELAND	787	16 667	5 914
JAMAICA	153	234	78	DENMARK	24	1 911	672
BARBADOS	79	239	84	NORWAY		105	37
TRINIDAD TOB	128	352	122	SWEDEN	52	5 940	2 115
COLOMBIA	2 995	5 290	1 851	FINLAND	1	133	42
VENEZUELA	4 669	13 840	4 866	SWITZERLAND	510	62 018	21 887
SURINAME	85	104	38	AUSTRIA	1 335	80 268	28 428
ECUADOR	568	1 390	486	PORTUGAL	87	1 632	582
PERU	605	1 276	446	SPAIN	176	3 720	1 320
BRAZIL	2 312	10 911	3 780	MALTA	1 396	54 546	19 133
CHILE	2 562	4 209	1 473	YUGOSLAVIA	120	1 780	630
BOLIVIA	164	273	93	POLAND	4	180	62
PARAGUAY	127	240	81	CZECHOSLOVA	11	103	38
URUGUAY	197	346	123	HUNGARY	99	4 041	1 418
ARGENTINA	7 079	11 038	3 831	ROMANIA	17	1 463	504
CYPRUS	1 396	2 414	847	MAURITIUS	12	117	42
LEBANON	3 110	4 958	1 725	REP S AFRICA	6	220	76
SYRIA	3 582	4 431	1 603	USA	1 426	78 772	27 582
IRAQ	4 930	13 472	4 742	CANADA	82	7 545	2 630
IRAN	16 371	17 641	6 281	ISRAEL	110	1 769	621
ISRAEL	7 131	13 839	4 933	THAILAND	306	2 571	888
JORDAN	1 004	1 179	412	SINGAPORE	175	1 875	671
SAUDI ARABIA	9 338	12 207	4 285	SOUTH KOREA	1 051	18 590	6 595
KUWAIT	3 552	7 519	2 627	JAPAN	7 121	209 468	73 801
BAHRAIN	928	1 208	428	TAIWAN	1 977	19 934	7 119
QATAR	830	917	327	HONG KONG	1 438	5 824	2 048
ARAB EMIRAT	3 547	5 603	1 965	AUSTRALIA	97	1 627	565
OMAN	679	1 164	420				
NORTH YEMEN	188	299	99				
SOUTH YEMEN	93	176	63				
AFGHANISTAN	289	441	151				
PAKISTAN	6 972	9 979	3 489				
INDIA	2 633	3 652	1 295				
BANGLADESH	636	720	249				

6 IMPORTS AND EXPORTS (SPECIAL TRADE) BY GROUPS OF THE SITC-REV. II AND BY COUNTRIES OF PRODUCTION AND CONSUMPTION 1984

GROUP COUNTRY	DT = 100 KG	1 000 DM	1 000 \$	GROUP COUNTRY	DT = 100 KG	1 000 DM	1 000 \$
EXPORTS	21 473	1 051 343	370 598	SWITZERLAND	3 338	365 969	128 537
FRANCE	1 228	62 260	21 929	AUSTRIA	370	3 223	1 127
BELGIUM LUX	786	34 434	12 162	PORTUGAL	182	2 268	795
NETHERLANDS	1 652	79 648	28 205	SPAIN	239	1 173	427
ITALY	1 536	58 042	20 448	MALTA	1 545	5 674	2 026
UNTD KINGDOM	1 028	63 201	22 285	YUGOSLAVIA	574	1 399	509
IRELAND	328	14 440	5 082	SOVIETUNION	45	593	203
DENMARK	630	31 966	11 266	POLAND	125	168	59
GREECE	90	2 441	847	CZECHOSLOVA	712	1 612	578
ICELAND	7	685	244	HUNGARY	391	675	231
NORWAY	350	14 206	5 019	ROMANIA	315	196	71
SWEDEN	796	50 566	17 843	MOROCCO	20	557	194
FINLAND	267	11 092	3 913	MAURITIUS	10	473	169
SWITZERLAND	1 264	69 976	24 614	USA	774	9 382	3 317
AUSTRIA	3 170	135 547	47 720	CANADA	43	146	54
PORTUGAL	391	6 709	2 371	BARBADOS	45	1 457	509
SPAIN	362	16 212	5 705	SAUDI ARABIA		157	59
ANDORRA		162	51	QATAR		1 797	589
MALTA	918	26 691	9 364	THAILAND	13	1 219	426
YUGOSLAVIA	42	1 883	653	MALAYSIA	184	3 725	1 304
TURKEY	55	1 835	653	SINGAPORE	443	3 259	1 152
SOVIETUNION	556	6 941	2 456	PHILIPPINES	13	937	337
POLAND	14	694	240	CHINA	289	2 113	711
CZECHOSLOVA	154	3 018	1 033	SOUTH KOREA	1 570	11 628	4 116
HUNGARY	58	3 044	1 066	JAPAN	4 849	185 412	65 040
ROMANIA	1	153	55	TAIWAN	902	12 523	4 394
BULGARIA	74	1 662	574	HONG KONG	12 569	210 381	73 574
CANARY IS	4	656	233	MACAO	17	199	72
MOROCCO	7	271	92	AUSTRALIA		101	35
ALGERIA	15	1 793	639	EXPORTS	132 525	1 182 051	414 680
TUNISIA	2	227	77	FRANCE	13 340	135 410	47 850
LIBYA	36	1 014	340	BELGIUM LUX	4 340	31 404	11 056
EGYPT	45	2 281	794	NETHERLANDS	7 201	64 652	22 765
GHANA	3	2 327	881	ITALY	11 801	93 292	32 798
NIGERIA	8	228	84	UNTD KINGDOM	17 633	131 789	46 181
CAMEROON		113	38	IRELAND	683	4 665	1 631
KENYA		300	100	DENMARK	2 061	20 060	7 013
MAURITIUS		138	46	GREECE	1 058	9 675	3 390
ZAMBIA	1	312	106	ICELAND	47	409	134
ZIMBABWE		141	45	NORWAY	1 715	14 749	5 128
REP S AFRICA	191	11 870	4 176	SWEDEN	2 941	25 118	8 803
USA	2 412	144 336	50 873	FINLAND	1 722	13 337	4 669
CANADA	301	19 130	6 726	SWITZERLAND	8 275	146 952	51 589
MEXICO	8	1 694	592	AUSTRIA	4 906	43 304	15 184
EL SALVADOR		130	44	PORTUGAL	690	5 772	2 030
COSTA RICA	1	96	33	SPAIN	3 015	24 489	8 604
CUBA	363	3 594	1 266	ANDORRA	108	769	261
DOMINIC REP		117	43	MALTA	1 021	4 121	1 466
TRINIDAD TOB		92	31	YUGOSLAVIA	664	5 208	1 827
NETH ANTILL		403	139	TURKEY	639	10 533	3 707
COLOMBIA	6	469	166	SOVIETUNION	2	173	58
VENEZUELA	2	449	157	POLAND	203	1 627	582
SURINAME		108	37	CZECHOSLOVA	115	1 672	564
ECUADOR		98	31	HUNGARY	255	1 740	602
PERU	5	101	31	BULGARIA	102	6 536	2 260
BRAZIL	45	2 770	971	CANARY IS	161	1 006	346
CHILE	61	1 727	590	MOROCCO	54	796	281
PARAGUAY	4	228	77	ALGERIA	191	1 937	700
ARGENTINA	9	559	189	TUNISIA	60	420	145
CYPRUS	4	434	152	LIBYA	181	629	230
LEBANON	21	726	253	EGYPT	650	3 330	1 176
SYRIA	10	716	244	NIGERIA	5	148	50
IRAQ		303	105	ZAIRE	22	136	48
IRAN	258	17 857	6 516	KENYA	6	118	38
ISRAEL	32	3 844	1 346	ZIMBABWE	12	182	66
JORDAN	8	356	126	REP S AFRICA	1 014	8 348	2 947
SAUDI ARABIA	137	9 913	3 504	USA	31 110	165 883	57 883
KUWAIT	13	2 196	779	CANADA	2 737	16 119	5 602
BAHRAIN		324	114	MEXICO	99	1 818	626
QATAR	1	418	149	BERMUDA	31	277	101
ARAB EMIRAT	17	2 055	718	PANAMA	29	1 679	582
OMAN	3	437	154	CUBA	10	131	49
PAKISTAN	36	402	136	AM VIRGIN IS	20	159	54
INDIA	180	9 072	3 267	BARBADOS	20	478	164
BANGLADESH		125	47	NETH ANTILL	29	232	83
SRI LANKA	1	102	33	COLOMBIA	217	1 827	653
THAILAND	4	401	138	VENEZUELA	25	445	150
INDONESIA	15	697	243	PERU	161	713	253
MALAYSIA	1	366	129	BRAZIL	511	1 589	554
SINGAPORE	61	8 820	3 092	CHILE	109	797	276
CHINA	3	592	206	URUGUAY	14	120	40
SOUTH KOREA	57	2 940	1 048	ARGENTINA	782	8 046	2 815
JAPAN	630	43 358	15 228	CYPRUS	43	327	111
TAIWAN	72	4 978	1 770	LEBANON	64	726	247
HONG KONG	163	21 278	7 443	SYRIA	24	305	109
AUSTRALIA	348	18 074	6 384	IRAQ	9	162	57
AUST OCEANIA	2	500	173	IRAN	172	1 703	607
NEW ZEALAND	72	3 556	1 245	ISRAEL	446	3 999	1 414
885 WATCHES AND CLOCKS				JORDAN	9	122	41
IMPORTS	41 552	929 479	326 101	SAUDI ARABIA	2 441	14 241	5 047
FRANCE	3 591	41 064	14 453	KUWAIT	238	2 034	716
BELGIUM LUX	2 259	7 050	2 472	BAHRAIN	103	2 257	781
NETHERLANDS	1 923	9 146	3 193	QATAR	62	9 533	3 261
ITALY	3 013	21 720	7 607	ARAB EMIRAT	774	10 271	3 626
UNTD KINGDOM	805	18 050	6 356	OMAN	256	1 404	498
IRELAND	39	90	30	AFGHANISTAN	40	137	50
DENMARK	140	1 297	447	PAKISTAN	32	190	65
NORWAY	6	141	47	INDIA	399	4 497	1 581
SWEDEN	150	1 314	472	SRI LANKA	6	89	31
FINLAND	3	839	288	NEPAL	16	89	30
				THAILAND	154	1 256	444
				INDONESIA	233	1 211	430

6 IMPORTS AND EXPORTS (SPECIAL TRADE) BY GROUPS OF THE SITC-REV. II AND BY COUNTRIES OF PRODUCTION AND CONSUMPTION 1984

GROUP COUNTRY	DT = 100 KG	1 000 DM	1 000 \$	GROUP COUNTRY	DT = 100 KG	1 000 DM	1 000 \$
MALAYSIA	61	858	299	KENY/	3 638	3 029	1 081
SINGAPORE	514	5 847	2 047	TANZANIA	658	1 178	424
CHINA	15	198	66	SEYCHELLES	93	205	73
SOUTH KOREA	252	18 218	6 393	MADAGASCAR	240	164	58
JAPAN	566	32 620	11 472	MAURITIUS	114	147	54
TAIWAN	352	2 516	891	ZIMBABWE	989	1 101	395
HONG KONG	398	34 219	11 968	REP S AFRICA	8 479	19 127	6 661
AUSTRALIA	1 638	13 970	4 921	BOTSWANA	172	278	92
NEW ZEALAND	290	2 369	827	USA	144 452	186 087	65 633
892 PRINTED MATTER				CANADA	18 157	19 217	6 814
IMPORTS	1 521 215	1 276 286	447 320	MEXICO	919	1 398	490
FRANCE	228 802	119 644	41 649	GUATEMALA	143	187	59
BELGIUM LUX	78 139	61 644	21 645	COSTA RICA	100	166	58
NETHERLANDS	177 367	126 897	44 532	HAITI	156	295	94
ITALY	196 799	129 576	45 517	GUADELOUPE	87	192	68
UNTD KINGDOM	65 686	113 172	39 797	MARTINIQUE	110	156	56
IRELAND	5 776	6 868	2 421	TRINIDAD TOB	14	105	37
DENMARK	40 885	41 869	14 691	NETH ANTILL	45	100	33
GREECE	4 261	3 408	1 204	COLOMBIA	1 042	1 090	390
NORWAY	349	742	255	VENEZUELA	2 000	2 549	896
SWEDEN	22 605	20 265	7 120	ECUADOR	376	487	172
FINLAND	8 997	4 498	1 589	PERU	723	755	261
SWITZERLAND	196 889	215 761	75 681	BRAZIL	4 946	6 612	2 328
AUSTRIA	280 680	176 489	61 750	CHILE	885	1 535	534
PORTUGAL	765	934	315	BOLIVIA	802	4 917	1 619
SPAIN	21 138	16 148	5 669	PARAGUAY	114	171	59
YUGOSLAVIA	29 854	13 110	4 618	URUGUAY	163	234	86
TURKEY	3 013	2 199	756	ARGENTINA	5 674	16 008	5 801
SOVIETUNION	1 139	716	249	CYPRUS	472	610	217
POLAND	1 241	715	248	LEBANON	989	1 472	508
CZECHOSLOVA	51 347	16 126	5 675	SYRIA	700	1 080	384
HUNGARY	16 058	5 945	2 082	IRAQ	2 045	3 289	1 153
EGYPT	294	257	90	IRAN	3 512	13 639	4 811
REP S AFRICA	38	150	53	ISRAEL	4 127	6 097	2 143
USA	45 598	129 489	45 534	JORDAN	576	732	257
CANADA	546	1 442	504	SAUDI ARABIA	5 459	8 950	3 165
COLOMBIA	325	530	185	KUWAIT	2 746	2 838	981
BRAZIL	555	1 150	403	BAHRAIN	444	545	189
ARGENTINA	8	97	34	QATAR	229	350	121
LEBANON	242	328	110	ARAB EMIRAT	833	1 559	551
ISRAEL	5 604	2 716	949	OMAN	103	261	84
SAUDI ARABIA	182	187	64	NORTH YEMEN	337	2 040	698
INDIA	228	573	201	SOUTH YEMEN	204	387	134
THAILAND	73	127	42	PAKISTAN	489	2 593	918
SINGAPORE	1 598	2 429	850	INDIA	2 153	7 805	2 757
CHINA	483	1 108	387	BANGLADESH	128	1 046	340
SOUTH KOREA	577	824	284	SRI LANKA	322	442	154
JAPAN	18 669	41 489	14 377	BURMA	211	1 402	481
TAIWAN	2 158	3 249	1 130	THAILAND	1 710	2 912	1 018
HONG KONG	11 708	11 691	4 079	INDONESIA	562	13 952	5 063
AUSTRALIA	116	721	238	MALAYSIA	774	1 187	419
NEW ZEALAND	64	89	34	SINGAPORE	2 349	3 123	1 095
EXPORTS	4 281 556	3 535 399	1 241 884	PHILIPPINES	234	424	141
FRANCE	1 029 587	509 852	179 076	CHINA	1 617	15 062	5 365
BELGIUM LUX	173 644	193 151	67 981	NORTH KOREA	18	173	61
NETHERLANDS	425 354	302 990	106 519	SOUTH KOREA	1 014	3 130	1 085
ITALY	139 654	137 062	48 261	JAPAN	15 511	44 980	15 834
UNTD KINGDOM	605 232	294 968	102 575	TAIWAN	709	7 535	2 555
IRELAND	2 901	4 685	1 646	HONG KONG	3 272	3 710	1 297
DENMARK	116 775	78 292	27 527	AUSTRALIA	10 420	15 740	5 503
GREECE	15 758	16 800	5 917	PAPUA NEW G	124	157	57
ICELAND	1 493	1 822	645	NEW ZEALAND	1 415	2 714	956
NORWAY	43 273	33 162	11 638	893 ARTICLES OF PLASTIC NES			
SWEDEN	172 327	95 261	33 174	IMPORTS	2 834 182	2 418 598	852 978
FINLAND	13 215	16 530	5 771	FRANCE	431 906	353 144	124 698
SWITZERLAND	541 500	613 846	215 853	BELGIUM LUX	291 422	225 495	79 309
AUSTRIA	594 856	583 254	205 233	NETHERLANDS	521 683	330 101	116 523
PORTUGAL	9 784	10 313	3 643	ITALY	470 007	310 730	109 832
SPAIN	56 863	55 283	19 442	UNTD KINGDOM	192 849	173 885	61 405
MALTA	897	1 271	454	IRELAND	40 505	74 169	26 186
YUGOSLAVIA	23 289	22 209	7 760	DENMARK	112 582	112 512	39 578
TURKEY	4 437	9 441	3 405	GREECE	3 792	3 927	1 352
SOVIETUNION	7 481	18 306	6 388	NORWAY	6 653	6 074	2 141
POLAND	3 167	5 348	1 902	SWEDEN	63 518	58 283	20 558
CZECHOSLOVA	4 393	6 360	2 251	FINLAND	8 442	11 430	4 039
HUNGARY	5 392	8 332	2 918	SWITZERLAND	163 129	202 637	71 412
ROMANIA	856	1 493	527	AUSTRIA	196 819	164 419	58 017
BULGARIA	1 604	3 348	1 194	PORTUGAL	2 896	2 150	739
ALBANIA	10	238	88	SPAIN	19 073	16 303	5 803
CANARY IS	7 654	5 530	1 939	MALTA	425	1 921	676
MOROCCO	765	1 576	552	YUGOSLAVIA	28 791	13 913	4 924
ALGERIA	2 638	3 809	1 302	TURKEY	334	316	114
TUNISIA	2 527	4 345	1 473	POLAND	514	333	113
LIBYA	926	3 743	1 338	CZECHOSLOVA	9 658	2 059	734
EGYPT	6 018	9 336	3 244	HUNGARY	4 241	2 047	705
SUDAN	115	213	75	ROMANIA	30 490	6 340	2 216
MAURITANIA	90	1 233	459	TUNISIA	351	467	161
LIBERIA	198	2 212	754	REP S AFRICA	124	173	60
IVORY COAST	490	463	159	USA	40 659	149 740	52 534
GHANA	137	130	50	CANADA	1 544	3 537	1 268
TOGO	573	790	277	HAITI	42	108	38
BENIN	193	197	70	BRAZIL	11 710	3 370	1 208
NIGERIA	508	1 650	564	ISRAEL	16 092	10 688	3 791
CAMEROON	312	575	194	THAILAND	9 183	4 950	1 756
CENT AFR REP	206	241	82	MALAYSIA	4 858	4 231	1 460
CONGO	82	128	47	SINGAPORE	11 885	8 558	3 021
ZAIRE	2 237	34 045	11 979	PHILIPPINES	1 767	711	247
BURUNDI	43	112	39	CHINA	8 134	4 367	1 542
ETHIOPIA	119	314	108	SOUTH KOREA	12 524	9 954	3 538
				JAPAN	16 711	43 190	15 195
				TAIWAN	43 895	45 685	16 128

6 IMPORTS AND EXPORTS (SPECIAL TRADE) BY GROUPS OF THE SITC-REV. 11 AND BY COUNTRIES OF PRODUCTION AND CONSUMPTION 1984

GROUP COUNTRY	DT = 100 KG	1 000 DM	1 000 \$	GROUP COUNTRY	DT = 100 KG	1 000 DM	1 000 \$
HONG KONG	53 907	55 894	19 687	KUWAIT	7 331	9 780	3 460
AUSTRALIA	399	344	119	BAHRAIN	1 670	2 651	917
NEW ZEALAND	79	125	45	QATAR	3 057	3 380	1 195
EXPORTS	4 620 474	4 408 470	1 553 106	ARAB EMIRAT	20 077	15 206	5 365
FRANCE	703 500	652 689	230 342	OMAN	2 147	2 529	879
BELGIUM LUX	442 839	399 493	140 886	NORTH YEMEN	1 019	740	262
NETHERLANDS	1 000 121	761 304	268 291	SOUTH YEMEN	466	226	81
ITALY	200 963	210 328	74 189	AFGHANISTAN	543	527	191
UNTD KINGDOM	420 460	420 988	148 391	PAKISTAN	786	992	345
IRELAND	22 465	21 152	7 412	INDIA	1 504	3 017	1 049
DENMARK	115 941	114 507	40 301	BANGLADESH	684	390	133
GREECE	29 957	25 531	9 062	SRI LANKA	545	432	146
ICELAND	7 409	6 934	2 431	BURMA	464	179	61
NORWAY	66 921	66 845	23 534	THAILAND	1 954	2 912	1 014
SWEDEN	129 083	150 457	52 994	VIETNAM	3 074	1 262	425
FINLAND	27 795	36 990	13 078	INDONESIA	2 425	4 347	1 519
SWITZERLAND	413 375	414 513	146 032	MALAYSIA	3 937	5 688	2 001
AUSTRIA	371 460	349 427	123 320	BRUNEI	97	273	93
PORTUGAL	8 709	10 822	3 805	SINGAPORE	6 995	14 876	5 198
SPAIN	29 610	41 418	14 548	PHILIPPINES	885	1 860	645
ANDORRA	124	272	89	CHINA	202	1 072	380
MALTA	3 539	3 686	1 296	NORTH KOREA	237	129	46
YUGOSLAVIA	18 728	18 241	6 410	SOUTH KOREA	2 989	4 717	1 653
TURKEY	6 461	6 083	2 090	JAPAN	10 868	28 001	9 865
SOVIETUNION	72 229	39 630	13 854	TAIWAN	836	2 183	767
POLAND	9 282	8 635	3 034	HONG KONG	5 543	8 864	3 100
CZECHOSLOVA	4 454	7 284	2 553	MACAO	263	185	64
HUNGARY	19 898	17 509	6 099	AUSTRALIA	39 137	41 195	14 476
ROMANIA	7 716	4 570	1 607	PAPUA NEW G	215	184	64
BULGARIA	1 690	2 917	1 009	NEW ZEALAND	5 931	5 952	2 094
CANARY IS	970	1 216	421	NEW CALEDON	45	91	30
MOROCCO	2 375	1 856	646	FR POLYNESIA	233	347	117
ALGERIA	5 254	6 752	2 352	594 TOYS, SPORTING GOODS, ETC			
TUNISIA	5 186	4 707	1 660	IMPORTS	937 394	1 747 040	613 170
LIBYA	8 490	12 057	4 128	FRANCE	86 066	105 499	36 948
EGYPT	17 503	11 887	4 178	BELGIUM LUX	18 591	41 113	14 409
SUDAN	495	594	205	NETHERLANDS	57 651	62 874	22 235
MALI	367	180	65	ITALY	120 275	171 618	60 416
UPPER VOLTA	425	225	77	UNTD KINGDOM	40 398	90 351	31 762
SENEGAL	658	481	167	IRELAND	12 961	43 232	15 462
GUINEA	339	169	62	DENMARK	37 692	87 915	30 825
SIERRA LEONE	607	294	107	GREECE	140	174	61
LIBERIA	3 368	1 748	620	NORWAY	1 515	2 373	820
IVORY COAST	1 402	893	306	SWEDEN	11 691	18 162	6 404
GHANA	95	225	77	FINLAND	9 124	11 742	4 080
TOGO	68	122	40	SWITZERLAND	18 256	49 338	17 475
NIGERIA	1 774	2 955	1 019	AUSTRIA	46 649	154 113	53 688
CAMEROON	2 624	742	255	PORTUGAL	1 263	2 864	1 022
CENT AFR REP	498	282	101	SPAIN	11 093	16 763	5 905
GABON	1 256	752	270	MALTA	8 861	21 905	7 701
CONGO	136	143	47	YUGOSLAVIA	6 689	8 121	2 778
ZAIRE	114	240	83	TURKEY	421	385	137
RWANDA	638	452	161	SOVIETUNION	2 340	2 705	928
BURUNDI	86	85	32	POLAND	10 841	5 472	1 899
ANGOLA	183	342	121	CZECHOSLOVA	17 147	10 524	3 682
ETHIOPIA	2 118	1 511	528	HUNGARY	4 197	4 991	1 717
SOMALIA	393	351	125	ROMANIA	9 878	4 296	1 504
KENYA	1 170	1 718	590	BULGARIA	9 661	3 197	1 119
UGANDA	303	205	73	CANARY IS	85	92	32
TANZANIA	1 863	1 072	365	TUNISIA	2 031	5 517	1 953
MADAGASCAR	58	111	39	MAURITIUS	226	1 230	422
REUNION	498	271	96	USA	28 184	107 229	38 144
MAURITIUS	200	336	121	CANADA	1 602	2 678	929
ZIMBABWE	320	437	149	MEXICO	1 848	2 275	787
REP S AFRICA	20 707	30 636	10 827	BRAZIL	279	369	135
USA	126 281	201 234	70 704	ISRAEL	980	2 095	730
CANADA	21 294	29 245	10 272	ARAB EMIRAT	313	889	321
MEXICO	502	2 323	822	PAKISTAN	5 546	16 131	5 711
GUATEMALA	554	1 026	358	INDIA	5 948	10 494	3 814
BELIZE	799	270	92	BANGLADESH	53	91	32
HONDURAS	100	205	75	SRI LANKA	1 620	4 124	1 472
EL SALVADOR	240	377	133	THAILAND	488	1 941	694
NICARAGUA	81	136	48	INDONESIA	219	174	61
COSTA RICA	142	269	96	MALAYSIA	1 741	2 950	1 036
PANAMA	107	315	100	SINGAPORE	6 810	34 827	12 106
CUBA	159	781	278	PHILIPPINES	5 042	11 612	4 013
HAITI	839	1 749	602	CHINA	24 558	33 379	11 489
DOMINIC REP	82	264	88	SOUTH KOREA	26 238	78 559	27 721
GUADELOUPE	1 509	502	172	JAPAN	19 887	148 944	52 341
MARTINIQUE	174	124	41	TAIWAN	144 242	176 309	61 322
ST LUCIA	255	97	32	HONG KONG	101 115	162 198	56 851
BARBADOS	125	172	67	MACAO	11 621	20 035	6 976
TRINIDAD TOB	2 332	1 835	640	AUSTRALIA	944	2 486	866
NETH ANTILL	1 240	1 146	406	NEW ZEALAND	22	91	31
COLOMBIA	2 625	1 697	607	EXPORTS	796 399	1 518 882	533 485
VENEZUELA	583	2 220	815	FRANCE	117 671	244 201	85 251
SURINAME	776	489	171	BELGIUM LUX	53 876	69 693	24 491
FRENCH GUIAN	156	129	42	NETHERLANDS	97 345	156 560	55 164
ECUADOR	386	788	267	ITALY	43 952	97 974	34 413
PERU	664	1 167	407	UNTD KINGDOM	75 801	108 135	38 008
BRAZIL	618	1 364	475	IRELAND	5 712	7 188	2 587
CHILE	4 424	4 574	1 583	DENMARK	17 416	29 326	10 330
URUGUAY	397	664	226	GREECE	8 354	13 550	4 740
ARGENTINA	1 599	3 320	1 163	ICELAND	958	2 148	742
CYPRUS	1 661	1 927	672	NORWAY	14 603	26 948	9 493
LEBANON	3 249	3 369	1 164	SWEDEN	18 466	35 623	12 536
SYRIA	2 079	2 080	718	FINLAND	8 629	17 351	6 168
IRAQ	16 540	17 965	6 360	SWITZERLAND	81 093	186 299	65 283
IRAN	7 488	11 968	4 204	AUSTRIA	84 379	143 513	50 571
ISRAEL	10 272	14 410	5 078				
JORDAN	2 952	2 613	918				
SAUDI ARABIA	62 069	51 574	18 268				

6 IMPORTS AND EXPORTS (SPECIAL TRADE) BY GROUPS OF THE SITC-REV. 11 AND BY COUNTRIES OF PRODUCTION AND CONSUMPTION 1984

GROUP COUNTRY	DT * 100 KG	1 000 DM	1 000 \$	GROUP COUNTRY	DT * 100 KG	1 000 DM	1 000 \$
PORTUGAL	1 667	2 378	843	USA	6 384	43 774	15 368
SPAIN	4 579	9 319	3 287	CANADA	13	91	33
ANDORRA	131	1 115	387	MEXICO	7	188	64
MALTA	2 607	4 427	1 523	BRAZIL	984	1 331	472
YUGOSLAVIA	2 915	5 999	2 059	ISRAEL	74	97	35
TURKEY	518	3 127	1 139	INDIA	63	149	52
SOVIETUNION	822	1 797	610	THAILAND	90	117	43
POLAND	1 627	1 879	629	INDONESIA	126	243	85
CZECHOSLOVA	2 019	5 652	1 924	MALAYSIA	520	1 163	413
HUNGARY	1 809	4 335	1 494	SINGAPORE	333	640	221
ROMANIA	272	479	172	CHINA	1 966	430	151
BULGARIA	1 367	3 211	1 132	SOUTH KOREA	269	635	225
CANARY IS	340	712	253	JAPAN	15 380	79 278	28 032
ALGERIA	1 508	2 460	809	TAIWAN	1 917	9 654	3 396
TUNISIA	3 023	2 106	732	HONG KONG	1 583	3 422	1 210
LIBYA	141	682	228				
EGYPT	1 361	6 711	2 384	EXPORTS	240 668	848 692	299 108
SENEGAL	208	186	64				
SIERRA LEONE	139	350	122	FRANCE	29 382	92 024	32 597
IVORY COAST	125	217	78	BELGIUM LUX	9 107	30 813	10 919
NIGERIA	113	1 023	341	NETHERLANDS	24 140	59 273	20 919
CAMEROON	79	143	51	ITALY	18 464	65 024	23 042
GABON	64	210	72	UNITD KINGDOM	20 919	82 379	29 096
CONGO	516	1 157	402	IRELAND	724	2 212	774
ANGOLA	41	215	75	DENMARK	6 175	19 452	6 849
KENYA	160	267	95	GREECE	2 212	7 380	2 576
REUNION	43	103	36	ICELAND	102	558	191
MAURITIUS	33	143	51	NORWAY	3 833	15 159	5 348
ZIMBABWE	53	155	56	SWEDEN	5 174	23 915	8 425
REP S AFRICA	3 916	7 256	2 566	FINLAND	3 790	12 686	4 498
USA	73 207	180 106	63 520	SWITZERLAND	18 660	49 592	17 453
CANADA	10 289	20 719	7 362	AUSTRIA	8 382	31 123	10 983
MEXICO	212	443	155	PORTUGAL	1 271	4 911	1 737
BERMUDA	39	94	35	SPAIN	8 097	31 660	11 193
GUATEMALA	55	137	47	ANDORRA	66	541	186
COSTA RICA	58	171	56	MALTA	62	260	87
PANAMA	109	119	41	YUGOSLAVIA	556	4 242	1 488
CUBA	52	154	50	TURKEY	1 772	6 391	2 263
DOMINIC REP	70	95	31	SOVIETUNION	1 336	4 026	1 341
MARTINIQUE	74	163	57	POLAND	309	1 812	626
TRINIDAD TOB	82	122	41	CZECHOSLOVA	369	2 060	693
NETH ANTILL	205	609	208	HUNGARY	2 904	16 419	5 717
COLOMBIA	26	235	80	ROMANIA	9	276	101
VENEZUELA	128	474	169	BULGARIA	79	620	216
ECUADOR	19	105	37	CANARY IS	231	1 235	422
PERU	121	288	92	MOROCCO	321	970	345
BRAZIL	254	490	171	ALGERIA	2 514	7 367	2 581
CHILE	2 238	2 541	912	TUNISIA	506	1 073	369
URUGUAY	66	418	151	LIBYA	636	3 467	1 183
ARGENTINA	367	1 291	439	EGYPT	1 119	2 938	1 026
CYPRUS	467	1 132	398	SUDAN	24	122	41
LEBANON	655	1 157	401	MAURITANIA	29	113	40
SYRIA	444	356	117	SENEGAL	46	208	68
IRAQ	237	719	243	LIBERIA	40	110	38
IRAN	16	90	32	IVORY COAST	101	359	127
ISRAEL	2 663	3 563	1 275	GHANA	222	239	84
JORDAN	649	690	237	BENIN	14	92	31
SAUDI ARABIA	6 718	7 601	2 679	NIGERIA	176	420	144
KUWAIT	1 548	2 417	848	CAMEROON	140	508	177
BAHRAIN	281	479	166	GABON	131	497	174
QATAR	135	337	116	CONGO	36	101	34
ARAB EMIRAT	2 490	6 928	2 425	ZAIRE	88	202	70
OMAN	118	301	101	RWANDA	15	108	40
SOUTH YEMEN	157	264	92	BURUNDI	5	155	52
PAKISTAN	254	586	202	ANGOLA	24	104	36
INDIA	526	3 625	1 299	ETHIOPIA	499	918	322
BANGLADESH	93	161	56	KENYA	668	897	313
SRI LANKA	807	721	259	UGANDA	85	535	195
THAILAND	532	1 082	379	TANZANIA	116	303	100
INDONESIA	1 096	1 732	610	REUNION	40	224	71
MALAYSIA	421	859	296	MAURITIUS	38	124	37
SINGAPORE	1 781	2 844	989	ZAMBIA	50	229	79
CHINA	520	1 817	617	ZIMBABWE	100	170	55
NORTH KOREA	17	109	41	MALAWI	60	203	71
SOUTH KOREA	730	2 174	776	REP S AFRICA	3 330	12 341	4 365
JAPAN	13 988	39 464	13 952	USA	17 553	68 165	24 042
TAIWAN	286	995	366	CANADA	2 516	10 538	3 726
HONG KONG	1 701	3 207	1 097	MEXICO	391	3 649	1 271
AUSTRALIA	6 992	14 131	4 919	GUATEMALA	182	839	284
NEW ZEALAND	615	1 625	576	HONDURAS	253	754	266
NEW CALEDON	126	365	131	EL SALVADOR	153	739	257
FR POLYNESIA	133	276	95	COSTA RICA	343	1 046	360
				PANAMA	93	399	141
				CUBA	250	902	318
				HAITI	35	105	36
895 OFFICE SUPPLIES NES				DOMINIC REP	60	314	108
				GUADELOUPE	17	108	37
IMPORTS	136 807	378 700	133 372	MARTINIQUE	17	96	33
FRANCE	18 708	35 494	12 424	TRINIDAD TOB	122	460	158
BELGIUM LUX	2 994	5 027	1 775	NETH ANTILL	47	238	79
NETHERLANDS	7 804	11 081	3 875	COLOMBIA	178	1 638	571
ITALY	26 494	42 476	14 925	VENEZUELA	304	2 742	950
UNITD KINGDOM	11 832	45 063	15 886	SURINAME	104	211	73
IRELAND	864	4 521	1 578	ECUADOR	663	2 312	811
DENMARK	2 193	2 703	960	PERU	613	2 015	691
SWEDEN	1 173	3 390	1 196	BRAZIL	139	1 334	468
SWITZERLAND	15 774	63 411	22 342	CHILE	758	3 131	1 090
AUSTRIA	16 247	21 119	7 480	BOLIVIA	140	517	176
SPAIN	930	1 256	444	PARAGUAY	66	366	126
YUGOSLAVIA	155	258	88	URUGUAY	588	1 577	557
TURKEY	186	224	79	ARGENTINA	253	1 015	350
CZECHOSLOVA	996	897	323	CYPRUS	320	984	350
ROMANIA	440	95	32	LEBANON	646	1 620	559
BULGARIA	41	96	34	SYRIA	115	799	272
TUNISIA	151	168	61				

6 IMPORTS AND EXPORTS (SPECIAL TRADE) BY GROUPS OF THE SITC-REV. 11 AND BY COUNTRIES OF PRODUCTION AND CONSUMPTION 1984

GROUP COUNTRY	DT * 100 KG	1 000 DM	1 000 \$	GROUP COUNTRY	DT * 100 KG	1 000 DM	1 000 \$
IRAQ	798	1 682	591	FINLAND	8	626	219
IRAN	1 185	3 882	1 396	SWITZERLAND	1 935	182 507	64 964
ISRAEL	986	3 848	1 364	AUSTRIA	440	34 502	12 031
JORDAN	404	1 008	357	PORTUGAL		113	41
SAUDI ARABIA	4 798	14 251	5 039	SPAIN	28	9 145	3 439
KUWAIT	593	2 654	953	SOVIETUNION	6	306	106
BAHRAIN	234	972	336	POLAND	12	253	94
QATAR	228	839	296	HUNGARY	26	1 467	532
ARAB EMIRAT	1 053	3 177	1 119	BULGARIA	2	140	44
OMAN	241	901	314	EGYPT	11	432	155
NORTH YEMEN	63	212	74	REP S AFRICA	10	884	319
AFGHANISTAN	55	209	70	USA	632	130 402	45 962
PAKISTAN	961	2 106	744	CANADA	81	4 595	1 595
INDIA	673	1 391	497	MEXICO	15	4 260	1 374
BANGLADESH	108	462	162	COLOMBIA		398	133
SRI LANKA	134	480	162	BRAZIL	2	358	133
BURMA	83	298	98	ARGENTINA		120	45
THAILAND	1 638	6 088	2 177	IRAQ	8	209	77
INDONESIA	2 991	9 253	3 267	ISRAEL	17	3 007	1 052
MALAYSIA	3 356	6 166	2 177	SAUDI ARABIA	146	809	274
SINGAPORE	1 271	5 960	2 092	ARAB EMIRAT	6	191	71
PHILIPPINES	541	2 061	727	SOUTH KOREA	2	267	98
CHINA	9	192	64	JAPAN	114	10 734	3 839
NORTH KOREA	4	95	31	HONG KONG	1	669	235
SOUTH KOREA	470	3 134	1 088	AUSTRALIA	12	11 106	3 857
JAPAN	2 981	28 671	10 113				
TAIWAN	668	3 076	1 082	897 GOLD, SILVER WARE, JEWELRY			
HONG KONG	1 424	10 925	3 841	IMPORTS	9 084	611 490	214 609
AUSTRALIA	5 903	21 478	7 530	FRANCE	359	32 743	11 474
NEW ZEALAND	263	1 931	682	BELGIUM LUX	29	8 876	3 120
NEW CALEDON	28	134	46	NETHERLANDS	746	14 228	5 023
FR POLYNESIA	55	288	96	ITALY	905	214 118	75 010
				UNTD KINGDOM	472	26 827	9 404
896 WORKS OF ART ETC				IRELAND	414	14 336	5 058
IMPORTS	42 380	547 311	193 825	DENMARK	64	4 995	1 729
FRANCE	1 479	50 590	17 853	GREECE	1	850	295
BELGIUM LUX	455	6 410	2 265	NORWAY		740	259
NETHERLANDS	1 871	17 995	6 371	SWEDEN	40	1 065	378
ITALY	1 747	18 284	6 586	FINLAND	17	11 293	3 933
UNTD KINGDOM	18 011	151 655	53 573	SWITZERLAND	169	31 207	10 964
IRELAND	26	926	333	AUSTRIA	475	31 089	10 871
DENMARK	8 735	25 991	9 136	PORTUGAL	7	4 109	1 450
GREECE	66	1 154	401	SPAIN	21	8 016	2 810
ICELAND	6	281	99	YUGOSLAVIA		414	149
FAROE IS	3	1 090	394	TURKEY	17	1 052	368
NORWAY	96	1 075	380	SOVIETUNION	2	175	61
SWEDEN	1 698	7 527	2 664	POLAND	15	1 276	460
FINLAND	13	760	273	CZECHOSLOVA	160	4 364	1 535
SWITZERLAND	1 875	112 723	39 884	HUNGARY	3	973	341
AUSTRIA	1 770	27 751	9 710	BULGARIA		455	166
PORTUGAL	44	2 523	924	MAURITIUS	2	500	172
SPAIN	732	3 695	1 315	USA	363	31 193	11 026
VATICAN CITY	11	1 152	397	CANADA	2	181	64
MALTA	1	535	189	MEXICO	195	963	338
YUGOSLAVIA	52	1 671	599	COLOMBIA		120	39
TURKEY	22	999	361	PERU	1	147	50
SOVIETUNION	96	5 764	2 044	BRAZIL	366	3 917	1 414
POLAND	199	886	314	CHILE	14	97	33
CZECHOSLOVA	608	3 351	1 191	ISRAEL	10	10 836	3 790
HUNGARY	512	2 373	829	QATAR		8 248	2 715
ROMANIA	39	2 057	723	AFGHANISTAN	2	83	30
BULGARIA	4	147	50	INDIA	354	4 589	1 623
ZIMBABWE	51	100	36	SRI LANKA	3	1 145	402
REP S AFRICA	21	244	88	NEPAL	10	148	52
USA	691	70 008	25 079	THAILAND	54	29 215	10 316
CANADA	34	2 746	972	INDONESIA	7	1 075	376
PANAMA	9	997	360	MALAYSIA	2	12 693	4 504
CUBA	15	3 685	1 325	PHILIPPINES	91	440	155
BRAZIL	16	419	154	CHINA	60	1 261	431
URUGUAY	5	2 217	790	SOUTH KOREA	1 050	8 880	3 132
ARGENTINA		344	120	JAPAN	288	37 399	13 235
CYPRUS		471	175	TAIWAN	587	8 951	3 129
LEBANON	2	205	74	HONG KONG	1 649	35 229	12 389
ISRAEL	31	1 066	382	AUSTRALIA		165	56
JORDAN	3	1 233	441	NEW ZEALAND		119	41
PAKISTAN	14	163	57				
INDIA	207	669	231	EXPORTS	7 881	1 229 046	432 797
THAILAND	52	502	177	FRANCE	1 235	68 626	24 340
INDONESIA	109	259	89	BELGIUM LUX	543	53 589	18 798
SINGAPORE	40	1 344	464	NETHERLANDS	1 000	103 691	36 496
CHINA	83	1 060	381	ITALY	181	17 705	6 269
SOUTH KOREA	69	1 071	379	UNTD KINGDOM	510	84 549	29 654
JAPAN	49	1 806	645	IRELAND	29	2 692	947
TAIWAN	418	980	337	DENMARK	179	32 906	11 527
HONG KONG	104	3 238	1 130	GREECE	110	7 743	2 781
MACAO	9	163	55	ICELAND	5	2 042	712
AUSTRALIA	15	1 223	433	NORWAY	178	42 717	14 864
PAPUA NEW G	1	140	48	SWEDEN	349	28 287	9 914
NEW ZEALAND	1	106	37	FINLAND	50	11 087	3 875
EXPORTS	5 628	637 088	225 001	SWITZERLAND	773	302 588	107 534
FRANCE	216	56 348	19 388	AUSTRIA	464	121 221	42 652
BELGIUM LUX	271	15 785	5 241	PORTUGAL	54	949	335
NETHERLANDS	316	23 668	8 478	SPAIN	110	3 688	1 271
ITALY	154	29 599	10 946	ANDORRA	4	166	56
UNTD KINGDOM	798	95 233	33 400	MALTA	1	211	72
IRELAND	10	674	238	YUGOSLAVIA	25	3 994	1 467
DENMARK	204	7 400	2 706	TURKEY	45	693	240
GREECE	5	2 261	817	SOVIETUNION		352	118
NORWAY	21	1 660	587	POLAND	1	698	238
SWEDEN	89	5 941	2 162	CZECHOSLOVA	6	7 471	2 564
				HUNGARY	37	7 272	2 512

6 IMPORTS AND EXPORTS (SPECIAL TRADE) BY GROUPS OF THE SITC-REV. II AND BY COUNTRIES OF PRODUCTION AND CONSUMPTION 1984

GROUP COUNTRY	DT * 100 KG	1 000 DM	1 000 \$	GROUP COUNTRY	DT * 100 KG	1 000 DM	1 000 \$
BULGARIA	37	3 027	1 082	PAKISTAN	25	95	32
ALBANIA	1	134	48	INDIA	82	166	56
CANARY IS		131	48	THAILAND	571	932	327
ALGERIA	307	2 733	918	INDONESIA	807	1 673	604
TUNISIA	1	345	120	MALAYSIA	508	767	272
EGYPT	7	950	356	SINGAPORE	136	501	175
SENEGAL	29	409	141	PHILIPPINES	24	315	102
IVORY COAST	9	259	88	CHINA	1 344	2 703	955
BENIN	26	1 589	549	SOUTH KOREA	13 346	30 906	10 882
NIGERIA		331	118	JAPAN	143 152	622 371	218 902
S TOME PRINC		107	41	TAIWAN	4 548	13 737	4 804
GABON		124	41	HONG KONG	15 488	41 900	15 056
KENYA	1	692	244	AUSTRALIA	60	488	176
REUNION		230	79	EXPORTS	524 940	2 128 701	746 317
MAURITIUS	7	5 629	1 990	FRANCE	82 996	282 856	99 349
REP S AFRICA	149	39 337	13 861	BELGIUM LUX	15 929	78 904	28 019
USA	531	86 077	29 918	NETHERLANDS	72 493	236 159	82 483
CANADA	98	4 504	1 579	ITALY	28 797	146 747	51 822
MEXICO	17	8 071	2 865	UNTD KINGDOM	94 284	311 922	109 180
BERMUDA		1 782	635	IRELAND	1 894	6 785	2 352
GUATEMALA		348	117	DENMARK	10 754	36 273	12 764
PANAMA	1	1 096	381	GREECE	3 806	13 389	4 705
HAITI	1	1 284	443	ICELAND		778	270
BAHAMAS		3 487	1 218	NORWAY	6 456	22 635	7 902
AM VIRGIN IS		3 994	1 390	SWEDEN	17 451	48 299	16 957
GUADELOUPE		249	89	FINLAND	6 074	25 617	9 115
ANTIGUA		235	80	SWITZERLAND	33 130	164 166	57 647
CAYMAN IS		835	291	AUSTRIA	28 015	124 325	43 498
JAMAICA		739	257	PORTUGAL		5 021	1 781
BARBADOS		788	272	SPAIN	10 846	47 217	16 763
TRINIDAD TOB		180	63	ANDORRA		86	400
NETH ANTILL		6 396	2 278	MALTA		213	705
COLOMBIA		1 956	723	YUGOSLAVIA	1 837	12 565	4 432
VENEZUELA	11	897	316	TURKEY	1 513	9 358	3 323
ECUADOR		1 469	533	SOVIET UNION	3 083	10 715	3 706
BRAZIL	2	471	167	POLAND	1 846	8 380	2 958
CHILE		122	41	CZECHOSLOVA	1 284	7 296	2 566
ARGENTINA	3	138	46	HUNGARY	2 610	13 093	4 613
CYPRUS	6	401	146	ROMANIA		711	2 387
LEBANON	3	353	120	BULGARIA	1 111	4 183	1 453
SYRIA	9	243	81	ALBANIA		32	199
IRAQ	35	338	118	CANARY IS		507	1 902
IRAN	7	1 224	436	MOROCCO		376	1 345
ISRAEL	26	4 208	1 462	ALGERIA		394	2 395
JORDAN	6	1 179	417	TUNISIA		436	1 687
SAUDI ARABIA	103	26 496	9 430	LIBYA		11	111
KUWAIT	3	1 588	560	EGYPT		606	2 567
BAHRAIN	14	3 640	1 285	IVORY COAST		90	281
QATAR	2	13 282	4 455	NIGERIA		52	311
ARAB EMIRAT	6	13 482	4 702	CAMEROON		62	167
OMAN		2 578	937	ETHIOPIA		28	103
AFGHANISTAN	10	128	45	KENYA		50	277
PAKISTAN		4 108	1 440	ZIMBABWE		31	197
INDIA	20	406	140	REP S AFRICA		2 377	12 448
THAILAND		778	273	USA		47 385	237 942
INDONESIA		165	56	CANADA		7 881	35 898
MALAYSIA		616	221	MEXICO		539	2 365
BRUNEI		744	243	GUATEMALA		57	269
SINGAPORE	23	12 357	4 368	COSTA RICA		11	84
PHILIPPINES		1 576	529	PANAMA		96	542
CHINA		125	46	CUBA		50	400
SOUTH KOREA	1	2 600	872	GUADELOUPE		26	121
JAPAN	333	17 009	5 981	JAMAICA		14	153
TAIWAN	12	1 849	670	BARBADOS		29	159
HONG KONG	36	9 207	3 237	NETH ANTILL		127	457
AUSTRALIA	81	18 466	6 544	COLOMBIA		52	2 627
PAPUA NEW G		190	72	VENEZUELA		658	3 012
NEW ZEALAND	8	764	272	ECUADOR		13	89
FIJI		1 060	374	PERU		373	1 264
VANUATU		103	37	BRAZIL		839	4 810
FR POLYNESIA		414	143	CHILE		535	2 786
898 MUSICAL INSTRUMENTS, PTS				PARAGUAY		21	108
IMPORTS	440 138	1 805 461	634 839	URUGUAY		29	99
FRANCE	40 441	132 124	46 449	ARGENTINA		339	2 957
BELGIUM LUX	5 672	24 567	8 607	CYPRUS		70	410
NETHERLANDS	66 695	177 030	62 305	LEBANON		159	696
ITALY	38 801	103 558	36 401	SYRIA		12	233
UNTD KINGDOM	45 796	189 454	66 282	IRAQ		202	870
IRELAND	2 912	41 134	14 243	IRAN		252	965
DENMARK	5 635	23 109	8 158	ISRAEL	1 338	5 310	1 876
GREECE	212	977	339	JORDAN		41	325
NORWAY	144	1 500	552	SAUDI ARABIA		990	9 621
SWEDEN	1 883	4 621	1 626	KUWAIT		351	1 638
FINLAND	5 794	10 107	3 545	BAHRAIN		70	461
SWITZERLAND	5 669	36 258	12 684	QATAR		7	82
AUSTRIA	5 876	36 003	13 405	ARAB EMIRAT		414	2 240
PORTUGAL	23	171	63	OMAN		59	1 741
SPAIN	930	4 171	1 464	NORTH YEMEN		7	87
YUGOSLAVIA	508	2 130	742	PAKISTAN		63	459
TURKEY	185	707	248	INDIA		236	654
POLAND	752	2 042	726	BANGLADESH		49	239
CZECHOSLOVA	1 046	2 659	927	SRI LANKA		43	140
HUNGARY	556	996	352	THAILAND		625	2 195
ROMANIA	80	208	73	INDONESIA		428	1 831
BULGARIA	291	764	261	MALAYSIA		329	1 811
REP S AFRICA	626	885	303	SINGAPORE	1 301	6 779	2 374
USA	26 579	281 352	99 122	PHILIPPINES		141	723
CANADA	269	1 907	673	CHINA	1 781	9 034	3 141
MEXICO	103	300	111	NORTH KOREA		88	245
BRAZIL	2 339	7 470	2 606	SOUTH KOREA		625	5 953
ISRAEL	56	302	100	JAPAN	8 134	67 160	23 452
				TAIWAN	1 243	5 832	2 026

6 IMPORTS AND EXPORTS (SPECIAL TRADE) BY GROUPS OF THE SITC-REV. 11 AND BY COUNTRIES OF PRODUCTION AND CONSUMPTION 1984

GROUP COUNTRY	DT = 100 KG	1 000 DM	1 000 \$	GROUP COUNTRY	DT = 100 KG	1 000 DM	1 000 \$
HONG KONG	2 554	15 935	5 559	SUDAN	614	777	277
AUSTRALIA	9 139	37 592	13 099	SENEGAL	75	125	44
NEW ZEALAND	1 304	5 171	1 788	IVORY COAST	82	128	48
NEW CALEDON	53	292	101	GHANA	13	138	48
FR POLYNESIA	26	179	64	NIGERIA	112	630	224
899 OTHER MANUFACTURED GOODS				ZAIRE	44	160	53
IMPORTS	784 017	1 270 636	447 956	ANGOLA	16	121	42
FRANCE	36 076	96 527	34 148	ETHIOPIA	41	349	127
BELGIUM LUX	13 505	24 160	8 484	KENYA	72	311	105
NETHERLANDS	72 302	122 806	43 206	TANZANIA	96	340	126
ITALY	64 314	98 651	34 969	REUNION	8	130	43
UNTD KINGDOM	45 154	59 321	20 861	MAURITIUS	56	142	48
IRELAND	2 119	14 815	5 312	ZAMBIA	27	201	69
DENMARK	12 430	32 848	11 565	ZIMBABWE	67	314	108
GREECE	369	1 086	381	REP S AFRICA	4 821	11 192	3 964
NORWAY	3 255	2 202	775	LESOTHO	590	558	191
SWEDEN	13 601	28 849	10 093	USA	24 386	101 743	35 657
FINLAND	1 634	3 101	1 091	CANADA	3 669	12 219	4 279
SWITZERLAND	37 060	148 086	52 032	MEXICO	60	1 697	581
AUSTRIA	4 828	26 738	9 427	GUATEMALA	74	203	70
PORTUGAL	38 496	15 654	5 373	EL SALVADOR	92	114	39
SPAIN	9 443	16 724	5 915	COSTA RICA	73	222	78
YUGOSLAVIA	61 354	23 141	8 183	PANAMA	52	155	48
TURKEY	1 359	1 304	452	CUBA	288	799	280
SOVIETUNION	97	1 696	586	HAITI	86	308	104
POLAND	14 046	5 761	2 027	GUADELOUPE	171	164	57
CZECHOSLOVA	15 185	4 444	1 568	MARTINIQUE	155	196	66
HUNGARY	13 160	7 374	2 597	TRINIDAD TOB	536	347	124
ROMANIA	32 525	12 940	4 564	NETH ANTILL	62	168	49
BULGARIA	313	221	80	COLOMBIA	40	593	214
ALBANIA	1 178	859	303	VENEZUELA	279	1 195	413
MOROCCO	847	962	348	ECUADOR	119	406	141
TUNISIA	181	1 210	426	PERU	217	413	143
SUDAN	3	167	61	BRAZIL	44	5 409	1 908
UPPER VOLTA	117	273	99	CHILE	257	1 849	651
KENYA	340	545	188	BOLIVIA	16	237	86
REP S AFRICA	100	279	96	URUGUAY	166	644	221
BOTSWANA	4	140	47	ARGENTINA	485	2 552	884
LESOTHO	567	978	347	CYPRUS	217	1 036	366
USA	5 089	127 879	45 148	LEBANON	480	1 011	347
CANADA	402	7 578	2 614	SYRIA	294	697	239
MEXICO	345	539	190	IRAQ	376	4 212	1 531
HAITI	490	369	130	IRAN	778	8 403	2 923
JAMAICA	5	120	41	ISRAEL	2 180	5 774	2 030
TRINIDAD TOB	1	182	64	JORDAN	276	780	268
BRAZIL	254	6 369	2 240	SAUDI ARABIA	5 854	10 920	3 869
URUGUAY	4	434	150	KUWAIT	882	2 112	750
ISRAEL	226	461	163	BAHRAIN	352	666	232
PAKISTAN	44	120	41	QATAR	327	711	249
INDIA	849	2 364	830	ARAB EMIRAT	1 703	2 260	792
BANGLADESH	416	323	113	OMAN	152	330	112
SRI LANKA	1 167	1 166	414	NORTH YEMEN	334	1 086	374
THAILAND	3 545	4 314	1 538	AFGHANISTAN	218	435	157
VIETNAM	915	510	175	PAKISTAN	181	1 198	426
INDONESIA	132	655	234	INDIA	424	2 149	750
MALAYSIA	343	3 253	1 145	BANGLADESH	26	176	59
SINGAPORE	2 363	2 787	1 003	SRI LANKA	350	1 979	687
PHILIPPINES	10 853	21 481	7 571	BURMA	84	404	143
CHINA	138 392	85 800	30 346	THAILAND	267	890	319
SOUTH KOREA	5 818	23 899	8 420	INDONESIA	373	713	253
JAPAN	22 442	77 338	27 127	MALAYSIA	1 343	1 832	642
TAIWAN	68 816	93 041	32 996	SINGAPORE	1 718	3 834	1 345
HONG KONG	24 833	48 328	17 014	PHILIPPINES	360	1 426	498
MACAO	179	712	252	CHINA	196	1 246	428
AUSTRALIA	20	4 702	1 659	NORTH KOREA	32	198	72
NEW ZEALAND	13	1 453	523	SOUTH KOREA	1 061	7 471	2 668
EXPORTS	499 104	1 169 563	411 583	JAPAN	1 790	19 186	6 739
FRANCE	62 464	122 144	43 109	TAIWAN	225	1 509	531
BELGIUM LUX	42 613	58 312	20 546	HONG KONG	1 509	6 445	2 272
NETHERLANDS	68 203	119 766	42 213	AUSTRALIA	3 088	12 585	4 453
ITALY	16 511	63 470	22 346	AUST OCEANIA	19	160	55
UNTD KINGDOM	29 817	74 329	26 137	NEW ZEALAND	283	1 201	428
IRELAND	2 711	9 240	3 249	FR POLYNESIA	30	87	31
DENMARK	40 160	39 833	14 001	931 SPECIAL TRANSACTIONS 2)			
GREECE	5 691	17 625	6 182	IMPORTS	4 688 942	9 627 933	3 384 897
ICELAND	483	1 332	460	EXPORTS	7 070 926	10 907 778	3 841 697
NORWAY	5 208	16 335	5 726	941 ZOO ANIMALS, PETS			
SWEDEN	13 251	36 863	12 902	IMPORTS	10 567	27 057	9 541
FINLAND	7 243	21 836	7 718	FRANCE	334	1 645	582
SWITZERLAND	38 806	86 349	30 386	BELGIUM LUX	365	359	125
AUSTRIA	58 369	91 652	32 307	NETHERLANDS	2 385	3 400	1 196
PORTUGAL	11 063	19 108	6 706	ITALY	590	407	149
SPAIN	6 741	18 124	6 405	UNTD KINGDOM	3 671	3 101	1 096
ANDORRA	163	398	136	DENMARK	185	1 526	542
MALTA	949	4 002	1 420	SWITZERLAND	85	556	197
YUGOSLAVIA	6 288	34 336	12 069	AUSTRIA	264	344	124
TURKEY	2 536	13 174	4 613	YUGOSLAVIA	46	189	67
SOVIETUNION	1 739	4 228	1 433	TURKEY	19	177	64
POLAND	1 882	12 877	4 607	POLAND	290	236	84
CZECHOSLOVA	850	4 198	1 442	CZECHOSLOVA	332	841	296
HUNGARY	1 235	9 163	3 231	ROMANIA	15	133	47
ROMANIA	1 558	11 776	4 176	SENEGAL	58	506	176
BULGARIA	606	3 882	1 364	LIBERIA	20	418	144
CANARY IS	131	562	190	GHANA	6	150	51
MOROCCO	948	4 892	1 749	TOGO	22	154	53
ALGERIA	1 833	4 541	1 594	CAMEROON	5	172	59
TUNISIA	1 767	7 076	2 504				
LIBYA	211	960	332				
EGYPT	792	3 392	1 216				

2)INCL COMPLETE INDUSTRIAL PLANT NES

6 IMPORTS AND EXPORTS (SPECIAL TRADE) BY GROUPS OF THE SITC-REV. II AND BY COUNTRIES OF PRODUCTION AND CONSUMPTION 1984

GROUP COUNTRY	DT * 100 KG	1 000 DM	1 000 \$	GROUP COUNTRY	DT * 100 KG	1 000 DM	1 000 \$
ZAIRE	3	117	44	ZIMBABWE	43	176	64
KENYA	65	258	90	MALAWI	29	112	41
TANZANIA	15	313	111	REP S AFRICA	121	784	283
REP S AFRICA	79	175	61	USA	2 905	32 294	11 375
USA	262	3 140	1 106	CANADA	53	923	324
CANADA	689	1 321	471	COSTA RICA	14	149	53
GUATEMALA	7	189	63	COLOMBIA	35	821	291
GUYANA	36	753	262	VENEZUELA	50	2 309	785
ECUADOR	25	328	118	ECUADOR	6	149	54
PERU	2	155	54	PERU	36	511	179
PARAGUAY	5	147	52	BRAZIL	2	138	48
ARGENTINA	45	977	344	CHILE	26	507	172
INDIA	18	201	72	BOLIVIA	8	391	149
SRI LANKA	46	233	81	ARGENTINA	48	895	324
THAILAND	28	286	98	LEBANON	46	167	56
INDONESIA	84	1 132	394	IRAQ	141	141	51
MALAYSIA	21	382	136	IRAN	31	101	37
SINGAPORE	228	846	297	ISRAEL	57	412	146
PHILIPPINES	12	137	48	SAUDI ARABIA	983	6 332	2 187
SOUTH KOREA	6	184	64	KUWAIT	17	111	39
HONG KONG	30	562	200	ARAB EMIRAT	128	1 052	369
EXPORTS	3 155	13 876	4 858	OMAN	10	90	33
FRANCE	166	657	231	AFGHANISTAN	24	164	61
BELGIUM LUX	225	452	160	PAKISTAN	92	1 437	506
NETHERLANDS	334	1 177	420	INDIA	1 204	8 180	3 022
ITALY	407	1 688	596	SRI LANKA	38	108	35
UNTD KINGDOM	122	458	159	THAILAND	164	2 625	924
DENMARK	460	713	243	INDONESIA	78	623	209
GREECE	9	125	44	MALAYSIA	60	403	140
NORWAY	24	106	38	BRUNEI	51	191	71
SWEDEN	38	98	34	SINGAPORE	540	2 787	963
SWITZERLAND	372	1 672	587	SOUTH KOREA	94	609	218
AUSTRIA	370	1 666	585	JAPAN	90	347	119
SPAIN	35	114	40	HONG KONG	42	178	62
POLAND	19	86	30	MACAO	48	129	42
CZECHOSLOVA	18	195	67	AUSTRALIA	45	600	210
MOROCCO	32	170	63	NEW ZEALAND	6	97	33
REP S AFRICA	9	237	82	961 COIN NONGOLD, NONCURRENT			
USA	82	1 053	367	IMPORTS	1 798	152 056	53 512
CANADA	6	436	148	FRANCE	24	1 918	686
CUBA	6	104	34	BELGIUM LUX	2	244	88
ARGENTINA	11	121	40	NETHERLANDS	54	1 662	592
SAUDI ARABIA	96	279	97	ITALY	8	901	318
BAHRAIN	18	100	39	UNTD KINGDOM	37	39 887	14 082
ARAB EMIRAT	14	175	60	DENMARK	1	196	68
CHINA	132	932	325	SWEDEN	2	168	59
SOUTH KOREA	13	90	34	SWITZERLAND	57	4 001	1 420
JAPAN	48	352	121	AUSTRIA	511	19 465	6 848
951 WAR FIREARMS, AMMUNITION				ANDORRA	2	192	67
IMPORTS	9 657	38 428	13 593	VATICAN CITY	2	153	54
FRANCE	1 721	3 364	1 209	YUGOSLAVIA	44	10 517	3 744
BELGIUM LUX	331	2 876	1 012	TURKEY	1	407	139
ITALY	1 153	6 972	2 469	SOVIETUNION	1	123	43
UNTD KINGDOM	126	474	169	POLAND	8	933	338
DENMARK	46	118	43	HUNGARY	1	293	107
SWEDEN	134	521	180	BULGARIA	7	485	173
FINLAND	119	577	205	EGYPT	2	283	96
SWITZERLAND	115	2 724	954	REP S AFRICA	5	404	140
AUSTRIA	872	3 136	1 118	USA	210	16 960	6 199
SPAIN	501	1 314	460	CANADA	42	3 656	1 333
YUGOSLAVIA	205	1 213	410	CUBA	4	953	343
TURKEY	1 098	773	273	ISRAEL	44	460	162
SOVIETUNION	33	309	105	SINGAPORE	1	100	34
CZECHOSLOVA	336	872	304	CHINA	3	831	284
ROMANIA	6	99	37	SOUTH KOREA	2	82	30
USA	1 501	10 347	3 672	JAPAN	4	148	51
CANADA	30	326	116	EXPORTS	10 512	33 681	11 998
BRAZIL	16	417	146	FRANCE		171	59
ISRAEL	26	102	37	BELGIUM LUX	6	19 196	6 766
INDIA	303	536	190	NETHERLANDS	6	447	155
JAPAN	53	331	117	ITALY	2	443	157
TAIWAN	247	306	113	UNTD KINGDOM	36	226	80
AUSTRALIA	603	369	133	GREECE		173	60
EXPORTS	18 899	143 737	50 657	SWITZERLAND	45	1 606	566
FRANCE	488	5 735	2 029	AUSTRIA	2	908	315
BELGIUM LUX	591	3 075	1 093	SPAIN	7	242	89
NETHERLANDS	2 382	10 351	3 604	TUNISIA	119	99	37
ITALY	648	3 808	1 367	USA	8	1 271	427
UNTD KINGDOM	861	6 709	2 372	NICARAGUA	1 128	957	338
IRELAND	89	286	96	COSTA RICA	3 478	2 490	927
DENMARK	262	1 714	598	VENEZUELA	5 500	4 179	1 550
GREECE	112	1 271	450	URUGUAY	2	216	82
ICELAND	15	93	32	ISRAEL	6	502	188
NORWAY	799	2 846	1 018	ARAB EMIRAT	143	226	83
SWEDEN	505	4 062	1 436	971 GOLD, NON MONETARY NES			
FINLAND	674	1 955	686	IMPORTS	1 889	2 421 126	855 458
SWITZERLAND	1 691	14 118	4 963	FRANCE	19	32 799	11 681
AUSTRIA	880	8 241	2 884	BELGIUM LUX	223	30 303	10 827
PORTUGAL	122	4 185	1 494	NETHERLANDS	81	60 204	21 377
SPAIN	623	2 697	960	ITALY	2	1 513	524
YUGOSLAVIA		91	32	UNTD KINGDOM	155	179 553	61 249
TURKEY	85	621	225	IRELAND	11	1 617	556
BULGARIA	6	86	31	DENMARK	59	5 157	1 786
MOROCCO	114	431	142	NORWAY	9	246	3 289
LIBYA	6	235	84	SWEDEN	366	117 772	41 050
EGYPT	354	1 920	652	FINLAND		2 309	785
CAMEROON	220	1 061	373				

6 IMPORTS AND EXPORTS (SPECIAL TRADE) BY GROUPS OF THE SITC-REV. 11 AND BY COUNTRIES OF PRODUCTION AND CONSUMPTION 1984

GROUP COUNTRY	DT = 100 KG	1 000 DM	1 000 \$	GROUP COUNTRY	DT = 100 KG	1 000 DM	1 000 \$
SWITZERLAND	246	531 269	187 596	EXPORTS	119	402 613	142 618
AUSTRIA	90	14 580	5 092	BELGIUM LUX	29	94 403	33 791
SPAIN	1	5 775	2 038	NETHERLANDS		1 675	602
MALTA	4	229	80	UNTO KINGDOM	3	7 892	2 706
YUGOSLAVIA	33	43 117	15 116	NORWAY		2 221	768
SOVIETUNION	139	455 080	157 697	FINLAND		5 480	1 948
CZECHOSLOVA		492	176	SWITZERLAND	57	187 068	65 865
ROMANIA		245	89	AUSTRIA	30	99 529	35 390
BULGARIA		1 337	485	SPAIN		111	41
MALI		3 712	1 372	REP S AFRICA		83	30
CENT AFR REP		395	148	USA		1 875	654
ZAIRE		291	96	CANADA		305	107
MAURITIUS		104	35	URUGUAY		1 040	394
REP S AFRICA	30	106 842	38 618	SAUDI ARABIA		110	38
USA	160	233 245	80 613	JAPAN		411	140
CANADA	40	103 312	36 136	HONG KONG		96	34
MEXICO		125	46				
VENEZUELA		121	43				
ECUADOR		2 864	1 036				
PERU	1	4 923	1 722				
CHILE	3	2 950	1 018				
URUGUAY	2	7 951	3 000				
ISRAEL		2 440	808				
ARAB EMIRAT		10 636	3 725				
THAILAND		756	291				
MALAYSIA	3	2 386	862				
SINGAPORE	1	8 386	2 875				
PHILIPPINES	47	45 804	15 960				
NORTH KOREA	107	351 583	132 150				
JAPAN		686	240				
AUSTRALIA	1	3 671	1 222				
PAPUA NEW G	14	27 951	9 218				
EXPORTS	1 804	1 648 823	579 172				
FRANCE	46	11 957	4 220				
BELGIUM LUX	212	158 339	56 313				
NETHERLANDS	168	53 253	18 728				
ITALY	102	49 898	17 597				
UNTO KINGDOM	346	118 086	40 473				
DENMARK		3 463	1 209				
GREECE		7 295	2 543				
NORWAY	1	8 031	2 777				
SWEDEN	156	13 643	4 776				
FINLAND	5	8 921	2 924				
SWITZERLAND	234	407 808	145 581				
AUSTRIA	21	24 692	8 720				
PORTUGAL		1 300	461				
SPAIN	7	8 979	2 962				
MALTA		9 104	3 152				
YUGOSLAVIA	43	779	266				
TURKEY		1 459	493				
POLAND		573	189				
CZECHOSLOVA		648	225				
HUNGARY	11	1 526	540				
ROMANIA		330	121				
BULGARIA		1 178	412				
EGYPT		952	339				
MAURITIUS	1	876	303				
REP S AFRICA		285	101				
USA	28	72 077	24 952				
CANADA	49	14 421	4 948				
MEXICO	3	281	100				
DOMINIC REP	3	108	37				
BRAZIL	7	1 881	659				
CYPRUS		2 036	698				
ISRAEL	9	24 177	8 452				
JORDAN	5	13 285	4 878				
SAUDI ARABIA	33	112 114	40 577				
KUWAIT	35	110 954	39 391				
BAHRAIN	4	13 228	4 872				
ARAB EMIRAT	10	33 751	11 337				
INDIA		217	75				
THAILAND		117	42				
MALAYSIA		3 794	1 369				
SINGAPORE	69	230 458	79 592				
PHILIPPINES		2 155	760				
CHINA	20	273	105				
SOUTH KOREA	127	2 314	810				
JAPAN	43	98 362	33 131				
TAIWAN	3	203	70				
HONG KONG	3	18 367	6 571				
AUSTRALIA		137	45				
PAPUA NEW G		416	157				
972 GOLD COIN							
IMPORTS	124	429 198	151 404				
FRANCE		689	237				
BELGIUM LUX		200	73				
NETHERLANDS		1 896	633				
UNTO KINGDOM		2 927	1 058				
SWITZERLAND	1	6 501	2 380				
AUSTRIA		1 396	504				
YUGOSLAVIA		1 612	591				
TURKEY		284	98				
SOVIETUNION		923	333				
REP S AFRICA	98	305 573	108 059				
USA	3	20 288	7 293				
CANADA	22	84 624	29 359				
MEXICO		731	264				
ISRAEL		265	94				
CHINA		953	313				

7 [IMPORTS AND EXPORTS (SPECIAL TRADE) BY COUNTRIES OF PRODUCTION AND CONSUMPTION AND BY GROUPS OF THE SITC-REV. II 1984

GROUP DESCRIPTION	DT * 100 KG	1 000 DM	1 000 \$	GROUP DESCRIPTION	DT * 100 KG	1 000 DM	1 000 \$
FRANCE				591 PESTICIDES, DISINFECTANTS	160 650	171 406	60 994
IMPORTS	261 014 655	45 839 577	16 161 833	592 STARCH, INULIN, GLUTEN, ETC	674 676	120 164	42 487
001 LIVE ANIMALS	116 515	71 333	24 984	598 MISC CHEMICAL PRODS NES	2 194 041	342 763	120 781
011 MEAT FRESH, CHILDL, FROZEN	890 096	497 781	176 005	611 LEATHER	21 048	114 788	40 527
012 MEAT DRIED, SALTED, SMOKED	3 665	6 308	2 208	612 LEATHER ETC MANUFACTURES	7 564	25 025	8 776
014 MEAT PREPD, PRSRVD, NES ETC	93 087	72 946	25 600	613 FUR SKINS TANNED, DRESSED	2 170	24 324	8 698
022 MILK AND CREAM	1 143 635	219 797	78 454	621 MATERIALS OF RUBBER	214 701	121 778	43 156
023 BUTTER	18 147	14 236	5 062	625 RUBBER TYRES, TUBES	1 020 406	675 603	237 640
024 CHEESE AND CURD	734 705	652 561	229 440	628 RUBBER ARTICLES NES	81 667	142 707	50 415
025 EGGS, BIRDS, FRESH, PRSRVD	41 681	13 060	4 696	633 CORK MANUFACTURES	2 344	3 178	1 116
034 FISH FRESH, CHILLED, FROZEN	150 091	53 162	18 925	634 VENEERS, PLYWOOD, ETC	1 224 231	161 069	57 107
035 FISH SALTED, DRIED, SMOKED	1 316	1 404	501	635 WOOD MANUFACTURES NES	155 473	44 035	15 489
036 SHELL FISH FRESH, FROZEN	13 098	16 837	5 857	641 PAPER AND PAPERBOARD	5 045 782	881 452	310 687
037 FISH ETC PREPD PRSRVD NES	29 195	24 503	8 592	642 ARTICLES OF PAPER ETC	699 574	240 016	84 864
041 WHEAT ETC UNMILLED	8 800 750	424 929	151 961	651 TEXTILE YARN AND THREAD	373 822	560 271	198 055
042 RICE	6 305	1 006	359	652 COTTON FABRICS, WOVEN	116 232	233 720	82 509
043 BARLEY UNMILLED	1 760 881	86 369	30 926	653 WOVN MAN-MADE FIB FABRIC	85 353	216 825	76 415
044 MAIZE UNMILLED	8 338 921	503 454	180 565	654 OTH WOVEN TEXTILE FABRIC	119 641	156 067	54 873
045 CEREALS NES UNMILLED	497 871	25 804	8 855	655 KNIT ETC FABRICS	25 602	65 880	23 182
046 WHEAT ETC MEAL OR FLOUR	372 720	34 303	12 008	656 LACE, RIBBONS, TULLE, ETC	9 747	44 883	15 802
047 OTHER CEREAL MEALS, FLOUR	24 800	1 681	595	657 SPECIAL TEXTILE ETC PROD	124 870	112 600	39 964
048 CEREAL ETC PREPARATIONS	1 719 757	247 655	87 421	658 TEXTILE ARTICLES NES	13 933	37 902	13 421
054 VEG ETC FRSH, SMPLY PRSRVD	3 184 070	403 868	145 858	659 FLOOR COVERINGS ETC	27 364	16 564	5 906
056 VEGETABLES ETC PRSRVD, PREPD	1 588 309	327 012	115 165	661 CEMENT ETC BUILDING PROD	6 210 359	141 730	49 882
057 FRUIT, NUTS, FRESH, DRIED	2 120 480	292 676	102 112	662 CLAY, REFRACTORY BLDG PRD	3 386 321	133 172	47 114
058 FRUIT PRESERVED PREPARED	512 370	68 677	24 288	663 OTH NONMETAL MINERAL MFS	1 474 567	188 948	66 629
061 SUGAR AND HONEY	1 572 460	181 834	63 886	664 GLASS	812 641	113 842	40 032
062 SUGAR PREPS NON-COCOA	91 656	57 797	20 330	665 GLASSWARE	578 726	168 132	59 209
071 COFFEE AND SUBSTITUTES	34 590	27 027	9 659	666 POTTERY	67 319	37 660	13 246
072 COCOA	9 759	8 985	3 143	667 PEARL, PREC-, SEMI-P STONE	42	8 865	3 136
073 CHOCOLATE AND PRODUCTS	152 523	92 742	32 394	671 PIG IRON ETC	1 027 014	138 557	48 589
075 SPICES	9 681	3 940	1 374	672 IRON, STL PRIMARY FORMS	1 332 649	117 928	41 812
081 FEEDING STUFF FOR ANIMALS	2 295 074	108 757	38 375	673 IRON AND STEEL SHAPES	4 937 253	521 651	183 874
091 MARGARINE AND SHORTENING	1 369	401	142	674 IRN, STL UNIV, PLATE, SHEET	6 639 592	601 735	282 674
090 EDIBLE PRODUCTS, PREPS NES	304 081	66 317	23 445	675 IRON, STEEL HOOP, STRIP	1 589 226	242 014	85 121
111 NON-ALCOHOL BEVERAGES NES	1 038 466	36 703	12 962	676 RAILWAY RAILS ETC IRN, STL	1 889	554	193
112 ALCOHOLIC BEVERAGES	3 378 268	927 367	324 518	677 IRN, STL WIRE EXCL W ROD	415 348	96 493	34 089
121 TOBACCO UNMNFCTD, REFUSE	65 143	52 119	18 010	678 IRON, STL TUBES, PIPES, ETC	1 771 487	292 765	105 240
122 TOBACCO MFS	62 750	38 586	13 678	679 IRN, STL CASTINGS UNWOKKE	57 337	15 116	5 321
211 HIDES, SKINS, UNDRESSED	77 843	26 551	9 281	681 SILVER, PLATINUM, ETC	1 542	107 756	37 560
212 FUR SKINS UNDRESSED	338	3 763	1 355	682 COPPER EXC CEMENT COPPER	719 215	366 757	129 401
222 SEEDS FOR SOFT-FIXED OIL	3 309 630	378 869	128 967	683 NICKEL	45 445	57 994	20 622
223 SEEDS FOR OTH FIXED OILS	57 511	6 229	2 049	684 ALUMINIUM	1 204 892	652 313	231 024
232 NATURAL RUBBER, GUMS	3 628	1 090	376	685 LEAD	167 894	22 874	8 035
233 RUBBER, SYNTHETIC, RECLAIMD	880 526	272 066	96 164	686 ZINC	356 204	110 032	39 201
244 CORK RAW AND WASTE	4 752	267	93	687 TIN	896	2 043	719
245 FUEL WOOD NES, CHARCOAL	67 241	1 732	627	689 NON-FER BASE METALS NES	44 304	56 227	19 925
246 PULPWOOD, CHIPS, WOODWASTE	1 536 264	9 768	3 445	691 STRUCTURES AND PARTS NES	563 381	124 568	43 726
247 OTH WOOD ROUGH, SQUARED	2 039 023	73 975	26 449	692 METAL TANKS, BOXES, ETC	83 887	54 520	19 328
248 WOOD SHAPED	1 150 457	95 341	33 636	693 WIRE PRODUCTS NON ELECTR	261 338	57 612	20 363
251 PULP AND WASTE PAPER	910 491	65 348	23 915	694 STL, COPPR NAILS, NUTS, ETC	135 708	59 759	21 091
261 SILK	201	1 311	480	695 TOOLS	37 252	129 194	45 442
263 COTTON	40 715	6 320	2 253	696 CUTLERY	2 459	10 588	3 748
265 VEG FIBRE, EXCL COTN JUTE	9 996	3 025	1 059	697 BASE MTL HOUSEHOLD EQUIP	80 293	73 840	25 970
266 SYNTHETIC FIBRE TO SPIN	123 636	63 092	22 490	699 OTHER METAL MANUFACTURES	260 374	248 357	87 446
267 OTHER MAN-MADE FIBRES	49 146	11 201	3 986	711 STEAM BOILERS & AUX PLNT	3 564	2 685	971
268 WOOL (EXC TOPS), ANML HAIR	78 540	104 685	36 986	712 STEAM ENGINES, TURBINES	2 602	7 482	2 616
269 WASTE OF TEXTILE FABRICS	15 899	2 741	964	713 INTRNL COMBUS PISTN ENGN	200 669	279 734	98 835
271 FERTILIZERS, CRUDE	13 699	476	169	714 ENGINES & MOTORS NES	5 958	230 313	79 375
273 STONE, SAND AND GRAVEL	89 593 746	57 424	34 260	716 ROTATING ELECTRIC PLANT	157 930	205 230	72 495
274 SULPHUR ETC	23 751	888	317	718 OTH POWER GENERATG MACHY	7 150	14 987	5 274
277 NATURAL ABRASIVES NES	2 892	201	70	721 AGRIC MACHY, EXC TRACTORS	180 500	146 228	52 309
278 OTHER CRUDE MINERALS	15 058 049	146 650	51 706	722 TRACTORS NON-ROAD	43 148	40 204	14 238
281 IRON ORE, CONCENTRATES	29 089	187	68	723 CIVIL ENGINEER EQUIP ETC	314 494	238 205	84 346
282 IRON AND STEEL SCRAP	2 579 407	85 266	29 906	724 TEXTILE, LEATHER MACHNRY	36 928	81 836	28 720
287 BASE METAL ORES, CONC NES	29 343	12 646	4 346	725 PAPER ETC MILL MACHINERY	27 360	38 767	13 496
288 NONFERP METAL SCRAP NES	987 643	267 574	94 025	726 PRINTG, BXBINDG MACHY, PTS	19 080	30 805	10 766
289 PREC METAL ORE, WASTE NES	263	3 335	1 192	727 FOOD MACHY NON-DOMESTIC	5 418	14 309	5 045
291 CRUDE ANIMAL MTRIALS NES	66 987	49 692	17 469	728 OTH MACHY FOR SPCL INDUS	101 871	202 196	70 933
292 CRUDE VEG MATERIALS NES	174 182	86 295	30 746	736 MACHINE TOOLS FOR METAL	45 620	102 689	35 969
322 COAL, LIGNITE, PEAT	3 761 622	86 858	30 468	737 METALWORKING MACHNRY NES	46 393	51 707	18 603
323 BRIQUETS, COKE, SEMI-COKE	2 914 812	75 200	26 347	741 HEATING, COOLING EQUIPMNT	133 678	193 451	68 351
333 CRUDE PETROLEUM	682 370	35 025	12 099	742 PUMPS FOR LIQUIDS ETC	63 084	215 360	75 861
334 PETROLEUM PRODUCTS, REFIN	13 717 866	992 561	348 841	743 PUMPS NES, CENTRIFUGES ETC	79 205	142 372	50 123
335 RESIDUAL PETRLM PROD NES	2 559 596	159 791	56 336	744 MECHANICAL HANDLING EQU	261 979	157 857	55 928
341 GAS NATURAL AND MANUFCTD				745 NONELEC MACHY, TOOLS NES	39 199	71 724	25 199
351 ELECTRIC ENERGY, MWH	249 384	27 505	9 561	749 NONELEC MACH PTS, ACC NES	285 267	485 942	171 036
411 ANIMAL OILS AND FATS	144 089	19 667	6 888	751 OFFICE MACHINES	4 311	24 938	8 836
423 FIXED VEG OILS, SOFT	198 356	39 292	13 835	752 AUTOMATIC DATA PROC EQUIP	16 769	506 197	177 216
424 FIXED VEG OIL NONSOFT	49 542	12 897	4 505	759 OFFICE & ADP MCH PTS, ACC	18 480	624 419	218 047
431 PROCESD ANML VEG OIL, ETC	148 841	22 548	8 016	761 TELEVISION RECEIVERS	11 124	36 440	12 828
511 HYDROCARBONS NES, DERIVS	1 459 402	212 935	74 937	762 RADIO BROADCAST RECEIVRS	8 228	69 203	24 298
512 ALCOHOLS, PHENOLS, ETC	989 450	220 847	78 047	763 SOUND RECORDRS, PHONOGRPH	1 822	8 946	3 138
513 ORGANIC ACIDS, ETC	1 353 114	321 717	113 460	764 TELECOM EQPT, PTS, ACC NES	48 184	440 603	153 770
514 NITROGEN-FUNCTN COMPOUNDS	1 619 172	552 385	194 745	771 ELECTRIC POWER MACHY NES	89 146	100 669	35 266
515 ORG-INORG COMPOUNDS ETC	271 620	185 193	65 435	772 SWITCHGEAR ETC & PTS NES	86 670	408 931	144 380
516 OTHER ORGANIC CHEMICALS	594 432	144 234	51 084	773 ELECTR DISTRIBUTING MACH	112 974	84 174	29 595
522 INORG ELEMNTS, OXIDES, ETC	3 977 113	248 529	87 751	774 ELECTRO-MEDCL, XRAY EQUIP	3 847	48 357	16 761
523 OTHR INORGANIC CHEMICALS	928 885	109 241	38 740	775 HOUSEHOLD TYPE EQUIP NES	188 575	270 642	95 155
524 RADIOACTIVE ETC MATERIAL	10 513	734 726	260 968	776 TRANSISTORS, VALVES, ETC	100 091	607 894	213 962
531 SYNT DYE, NAT INDGO LAKES	40 492	69 938	24 681	778 ELECTRICAL MACHINERY NES	285 891	400 955	141 051
532 DYES NEC, TANNING PROC	25 173	8 101	2 873	781 PASS MOTOR VEH EXC BUSES	1 570 890	1 842 390	654 105
533 PIGMENTS, PAINTS, ETC	418 941	148 099	52 206	782 LORRIES, SPCL MTR VEH NES	180 679	140 414	49 769
541 MEDICINAL ETC PRODUCTS	116 459	498 885	175 822	783 ROAD MOTOR VEHICLES NES	29 636	21 721	7 698
551 ESSENTL OIL, PERFUME, ETC	24 788	82 742	29 443	784 MOTOR VEHCL PTS, ACC NES	1 518 223	1 633 987	576 047
552 PERFUMERY, COSMETICS, ETC	142 030	382 231	134 566	785 MOTOR & OTHER CYCLES ETC	43 582	70 272	25 353
554 SOAPS, CLEANING ETC PREPS	182 167	58 398	20 486	786 VEH NES NONMOTR, TRAILERS	155 715	108 868	38 513
562 FERTILIZERS MANUFACTURED	3 671 972	98 064	34 190	791 RAILWAY VEHICLES	54 308	29 527	10 490
572 EXPLOSIVES, PYROTECH PROD	1 737	3 506	1 210	792 AIRCRAFT	45 448	6 830 056	2 402 576
582 PROD OF CONDENSATION ETC	612 981	269 640	95 384	793 SHIPS AND BOATS	19 801	28 535	10 309
583 PROD OF POLYMERIZING ETC	3 988 256	1 020 592	360 602	812 PLUMBG, HEATING, LGHTNG EQU	266 115	129 240	45 560
584 CELLULOSE DERIVATIVES ETC	195 265	107 015	37 629	821 FURNITURE	250 811	221 474	78 182
585 PLASTIC MATERIALS NES	147 423	39 493	13 886	831 TRAVEL GOODS, HANDBAGS	6 072	21 385	7 504
				842 MENS OUTERWEAR NOT KNIT	15 122	78 782	27 597
				843 WOMENS OUTERWEAR NONKNIT	21 923	280 587	98 817

7 IMPORTS AND EXPORTS (SPECIAL TRADE) BY COUNTRIES OF PRODUCTION AND CONSUMPTION AND BY GROUPS OF THE SITC-REV. II 1984

GROUP DESCRIPTION	DT * 100 KG	1 000 DM	1 000 \$	GROUP DESCRIPTION	DT * 100 KG	1 000 DM	1 000 \$
844 UNDERWEAR NOT KNIT	1 203	11 177	3 928	351 ELECTRIC ENERGY, MWH	221 766	29 814	10 671
845 OUTERWEAR KNIT NONELASTIC	15 273	158 484	55 794	411 ANIMAL OILS AND FATS	223 655	26 094	9 215
846 UNDERWEAR KNITTED	13 632	129 448	46 171	423 FIXED VEG OILS, SOFT	663 601	157 683	55 392
847 TXLT CLTHNG ACCESSRY NES	3 457	26 159	9 265	424 FIXED VEG OIL NONSOFT	222 155	63 790	22 706
848 HEADGEAR, NONTXLT CLOTHNG	9 404	58 251	20 489	431 PROCESD ANML VEG OIL, ETC	534 671	114 773	40 449
851 FOOTWEAR	75 900	273 135	96 289	511 HYDROCARBONS NES, DERIVS	1 751 634	283 775	99 708
871 OPTICAL INSTRUMENTS	521	105 199	36 849	512 ALCOHOLS, PHENOLS, ETC	1 104 265	253 423	89 160
872 MEDICAL INSTRUMENTS NES	7 982	65 654	23 030	513 ORGANIC ACIDS, ETC	1 251 218	309 093	109 220
873 METERS & COUNTERS NES	2 959	8 490	2 984	514 NITROGEN-FUNCTN COMPOUNDS	669 447	314 905	111 167
874 MEASURING, CONTROLLING INSTR	42 059	440 263	154 878	515 ORG-INORG COMPOUNDS ETC	183 774	222 834	78 827
881 PHOTO APPAR & EQUIPT NES	3 556	20 666	7 277	516 OTHER ORGANIC CHEMICALS	465 887	160 021	56 585
882 PHOTO, CINEMA SUPPLIES	86 959	214 191	75 275	522 INORG ELEMNTS, OXIDES, ETC	4 431 973	283 879	100 429
883 DEVELOPED CINEMA FILM	266	4 494	1 593	523 OTHR INORGANIC CHEMICALS	1 672 969	186 343	65 788
884 OPTICAL GOODS NES	4 445	86 935	30 741	524 RADIOACTIVE ETC MATERIAL	14 804	353 704	122 633
885 WATCHES AND CLOCKS	3 591	41 064	14 453	531 SVNT DYE, NAT INDOGO, LAKES	117 154	197 522	69 895
892 PRINTED MATTER	228 802	119 644	41 649	532 DYES NES, TANNING PRODS	49 706	9 576	3 366
893 ARTICLES OF PLASTIC NES	431 906	353 144	124 698	533 PIGMENTS, PAINTS, ETC	954 076	343 995	121 469
894 TOYS, SPORTING GOODS, ETC	86 066	105 499	36 948	541 MEDICINAL ETC PRODUCTS	71 666	302 244	106 732
895 OFFICE SUPPLIES NES	18 708	35 494	12 424	551 ESSENTIAL OIL, PERFUME, ETC	5 920	17 944	6 368
896 WORKS OF ART ETC	1 479	50 590	17 853	553 PERFUMERY, COSMETICS, ETC	61 329	79 923	28 116
897 GOLD, SILVER WARE, JEWELRY	359	32 743	11 474	554 SOAPS, CLEANING ETC PREPS	917 649	254 393	89 989
898 MUSICAL INSTRUMENTS, PTS	40 441	132 124	46 449	562 FERTILIZERS MANUFACTURED	3 312 846	114 421	40 927
899 OTHER MANUFACTURED GOODS	36 076	96 527	34 148	572 EXPLOSIVES, PYROTECH PROD	3 050	6 864	2 454
941 ZOO ANIMALS, PETS	334	1 645	582	582 PROD OF CONDENSATION ETC	1 873 025	714 908	252 402
951 WAR FIREARMS, AMMUNITION	1 721	3 364	1 209	583 PROD OF POLYMERIZING ETC	3 865 346	1 266 433	447 267
961 COIN NONGOLD, NONCURRENT	24	1 918	686	584 CELLULOSE DERIVATIVES ETC	101 432	78 995	27 920
971 GOLD, NON MONETARY NES	19	32 799	11 681	585 PLASTIC MATERIALS NES	20 081	21 704	7 626
972 GOLD COIN		689	237	591 PESTICIDES, DISINFECTANTS	507 410	601 633	210 468
EXPORTS	207 019 468	61 336 225	21 576 215	592 STARCH, INULIN, GLUTEN, ETC	233 695	83 651	29 637
001 LIVE ANIMALS	180 749	75 740	26 749	598 MISC CHEMICAL PRODS NES	3 140 616	628 035	221 964
011 MEAT FRESH, CHILLO, FROZEN	1 029 825	656 083	231 501	605 INDUSTRIAL PLANT, CHAP 73	151	251	85
012 MEAT DRIED, SALTED, SMOKED	11 940	13 921	4 896	611 LEATHER	25 007	95 146	33 603
014 MEAT PREPD, PRSVD, NES ETC	44 329	34 959	12 358	612 LEATHER ETC MANUFACTURES	13 653	41 540	14 716
022 MILK AND CREAM	532 464	40 092	14 186	613 FUR SKINS TANNED, DRESSED	500	10 586	3 733
023 BUTTER	34 324	25 401	9 104	621 MATERIALS OF RUBBER	240 379	131 318	46 337
024 CHEESE AND CURD	135 863	94 633	33 106	625 RUBBER TYRES, TUBES	644 263	370 004	130 692
025 EGGS, BIRDS, FRESH, PRSVD	7 844	2 595	905	628 RUBBER ARTICLES NES	44 375	110 389	39 034
034 FISH FRESH, CHILLED, FROZEN	190 527	78 029	27 537	633 CORK MANUFACTURES	2 174	2 946	1 039
035 FISH SALTED, DRIED, SMOKED	849	1 897	656	634 VENEERS, PLYWOOD, ETC	1 045 429	87 347	30 843
036 SHELL FISH FRESH, FROZEN	14 332	6 904	2 475	635 WOOD MANUFACTURES NES	246 550	62 638	22 092
037 FISH ETC PREPD PRSVD NES	48 996	33 090	11 591	641 PAPER AND PAPERBOARD	7 514 916	1 277 967	449 769
041 WHEAT ETC UNMILLED	75 393	5 099	1 836	642 ARTICLES OF PAPER ETC	975 958	415 637	146 400
042 RICE	29 888	6 127	2 165	651 TEXTILE YARN AND THREAD	556 121	528 059	186 250
043 BARLEY UNMILLED	38 716	2 157	754	652 COTTON FABRICS, WOVEN	245 326	391 348	138 471
044 MAIZE UNMILLED	16 106	3 546	1 239	653 WOYN MAN-MADE FIB FABRIC	112 800	220 467	77 865
045 CEREALS NES UNMILLED	6 513	513	185	654 OTH WOVEN TEXTILE FABRIC	11 220	32 782	11 559
046 WHEAT ETC MEAL OR FLOUR	226 428	21 875	7 737	655 KNIT ETC FABRICS	67 091	132 749	46 823
047 OTHER CEREAL MEALS, FLOUR	135 902	9 590	3 398	656 LACE, RIBBONS, TULLE, ETC	9 177	34 284	12 075
048 CEREAL ETC PREPARATIONS	421 645	164 358	57 699	657 SPECIAL TEXTILE ETC PROD	298 521	328 671	116 091
054 VEG ETC FRSH, SMPLY PRSVD	153 222	26 402	9 513	658 TEXTILE ARTICLES NES	33 517	73 626	25 993
056 VEGETABLES ETC PRSVD, PREPD	146 668	42 085	14 931	659 FLOOR COVERINGS ETC	88 965	91 829	32 306
057 FRUIT, NUTS, FRESH, DRIED	159 917	57 559	20 314	661 CEMENT ETC BUILDING PROD	1 358 884	27 803	9 784
058 FRUIT PRESERVED, PREPARED	311 795	122 585	43 415	662 CLAY, REFRACTORY BLDG PRD	2 475 534	310 601	109 972
061 SUGAR AND HONEY	81 945	13 313	4 755	663 OTH NONMETAL MINERAL MFS	2 744 404	310 003	109 187
062 SUGAR PREPS NON-COCOA	23 320	13 017	4 630	664 GLASS	857 701	187 969	66 485
071 COFFEE AND SUBSTITUTES	148 369	244 737	86 365	665 GLASSWARE	1 283 019	166 948	58 919
072 COCOA	119 427	107 300	37 024	666 POTTERY	78 331	75 708	26 795
073 CHOCOLATE AND PRODUCTS	182 048	107 525	37 631	667 PEARL, PREC-, SEMI-P STONE	35	18 025	6 328
074 TEA AND MATE	1 692	2 115	755	671 PIG IRON ETC	4 138 494	271 096	95 358
075 SPICES	6 862	11 045	3 891	672 IRON, STL PRIMARY FORMS	4 540 719	320 605	113 567
081 FEEDING STUFF FOR ANIMLS	1 414 476	124 921	44 425	673 IRON AND STEEL SHAPES	5 306 230	585 405	206 250
091 MARGARINE AND SHORTENING	200 175	46 109	16 248	674 IRN, STL UNIV, PLATE, SHEET	5 501 700	609 534	215 147
098 EDIBLE PRODCTS, PREPS NES	233 905	72 263	25 517	675 IRON, STL WIRE HOOP, STRIP	1 715 361	276 613	97 545
111 NON-ALCOHL BEVERAGES NES	123 930	14 546	5 179	676 RAILWAY RAILS ETC IRN, STL	57 371	5 096	1 833
112 ALCOHOLIC BEVERAGES	400 971	54 605	19 330	677 IRN, STL WIRE EXCL W ROD	594 537	95 006	33 437
121 TOBACCO UNMNFCTD, REFUSE	24 614	1 482	522	678 IRON, STL TUBES, PIPES, ETC	1 293 101	273 414	96 228
122 TOBACCO MFRS	90 716	191 157	67 394	679 IRN, STL CASTINGS UNWORKE	232 340	60 315	21 450
211 HIDES, SKINS, UNDRESSED	81 768	16 009	5 633	681 SILVER, PLATINUM, ETC	565	75 734	26 686
212 FUR SKINS UNDRESSED	453	2 933	1 057	682 COPPER EXC CEMENT COPPER	465 196	439 996	155 261
222 SEEDS FOR SOFT/FIXED OIL	239 783	28 655	9 997	683 NICKEL	50 522	68 983	24 366
223 SEEDS FOR OTH FIXED OILS	11 350	2 313	814	684 ALUMINIUM	1 328 019	782 882	276 448
232 NATURAL RUBBER, GUMS	6 146	1 932	661	685 LEAD	131 388	19 707	6 982
233 RUBBER, SYNTHETIC, RECLAIMD	519 896	117 768	41 504	686 ZINC	190 889	59 118	20 896
245 FUEL WOOD NES, CHARCOAL	608	246	86	687 TIN	2 199	7 355	2 601
246 PULPWOOD, CHIPS, WOODWASTE	1 340 583	14 418	5 077	689 NON-FER BASE METALS NES	4 773	19 457	6 889
247 OTH WOOD ROUGH, SQUARED	290 567	9 420	3 325	691 STRUCTURES AND PARTS NES	650 370	228 958	80 676
248 WOOD SHAPED	744 752	61 228	21 499	692 METAL TANKS, BOXES, ETC	155 639	89 631	31 642
251 PULP AND WASTE PAPER	1 539 883	76 890	27 029	693 WIRE PRODUCTS NON ELECTR	444 734	84 488	29 633
261 SILK	690	2 634	931	694 STL, COPPR NAILS, NUTS, ETC	204 024	140 891	49 778
263 COTTON	178 099	62 008	21 887	695 TOOLS	92 434	307 247	108 492
264 JUTE, OTH TEX BAST FIBRES	924	118	39	696 CUTLERY	23 584	98 471	34 827
265 VEG FIBRE, EXCL COTN JUTE	937	155	53	697 BASE MTL HOUSEHOLD EQUIP	139 860	123 665	43 569
266 SYNTHETIC FIBRE TO SPIN	359 388	166 919	59 038	698 OTHER METAL MANUFACTURES	630 307	600 289	211 899
267 OTHER MAN-MADE FIBRES	44 708	14 238	4 954	700 INDUSTRIAL PLANT, CHAP 84	1 520	3 790	1 312
268 WOOL(EXC TOPS), ANML HAIR	8 397	12 628	4 473	711 STEAM BOILERS & AUX PLNT	5 076	6 236	2 222
269 WASTE OF TEXTILE FABRICS	137 231	14 786	5 205	712 STEAM ENGINES, TURBINES	3 374	22 584	8 092
271 FERTILIZERS, CRUDE	29 423	345	117	713 INTRNL COMBUS PISTN ENGN	376 335	641 954	226 776
273 STONE, SAND AND GRAVEL	3 005 509	10 380	3 651	714 ENGINES & MOTORS NES	1 850	291 359	100 865
274 SULPHUR ETC	359 847	12 412	4 328	716 ROTATING ELECTRIC PLANT	86 090	179 217	63 287
277 NATURAL ABRASIVES NES	25 092	1 655	587	718 OTH POWER GENERATG MACHY	30 574	476 307	160 515
278 OTHER CRUDE MINERALS	14 563 224	95 694	33 875	721 AGRIC MACHY, EXC TRACTORS	428 746	431 096	152 669
281 IRON ORE, CONCENTRATES	95 686	256	90	722 TRACTORS NON-ROAD	325 756	331 214	115 988
282 IRON AND STEEL SCRAP	1 039 263	26 162	9 141	723 CIVIL ENGINEERG EQUIP ETC	307 504	238 000	83 396
287 BASE METAL ORES, CONC NES	523 510	46 403	16 393	724 TEXTILE, LEATHER MACHNRY	88 295	316 568	111 528
288 NONFERR METAL SCRAP NES	1 030 049	110 546	39 006	725 PAPER ETC MILL MACHINERY	41 169	128 111	44 704
289 PREC METAL ORE, WASTE NES	64	249	85	726 PRNTNG, BKBDNG MACHY, PTS	61 232	254 088	88 561
291 CRUDE ANIMAL MTRIALS NES	457 677	58 070	20 460	727 FOOD MACHRY NON-DOESTIC	18 358	77 043	27 221
292 CRUDE VEG MATERIALS NES	92 010	77 102	27 268	728 OTH MACHY FOR SPCL INDUS	282 939	667 130	240 787
322 COAL, LIGNITE, PEAT	38 308 520	1 009 287	355 468	736 MACHINE TOOLS FOR METAL	119 405	379 688	133 181
323 BRIQUETS COKE, SEMI-COKE	14 999 348	517 858	182 416	737 METALWORKING MACHNRY NES	286 986	129 828	45 797
334 PETROLEUM PRODUCTS, REFIN	7 913 200	561 422	198 110	741 HEATING, COOLING EQUIPMNT	143 669	285 081	100 211
335 RESIDUAL PETRLM PROD NES	2 313 037	121 064	42 458	742 PUMPS FOR LIQUIDS ETC	89 144	399 499	141 187
341 GAS NATURAL AND MANUFCTD				743 PUMPS NES, CENTRIFUGES ETC	161 625	268 096	130 060
				744 MECHANICAL HANDLING EQU	309 319	405 553	143 371
				745 NONELEC MACHY, TOOLS NES	117 303	506 388	177 781

7 IMPORTS AND EXPORTS (SPECIAL TRADE) BY COUNTRIES OF PRODUCTION AND CONSUMPTION AND BY GROUPS OF THE SITC-REV. II 1984

GROUP DESCRIPTION	DT * 100 KG	1 000 DM	1 000 \$	GROUP DESCRIPTION	DT * 100 KG	1 000 DM	1 000 \$
749 NONELEC MACH PTS,ACC NES	500 419	1 011 752	357 149	247 OTH WOOD ROUGH,SQUARED	3 439 224	79 665	28 002
751 OFFICE MACHINES	38 411	235 707	82 951	248 WOOD SHAPED	218 602	17 264	6 116
752 AUTOMATIC DATA PROC EQUIP	50 013	911 685	318 412	251 PULP AND WASTE PAPER	994 202	61 941	21 655
759 OFFICE & ADP MCH PTS,ACC	22 637	830 999	292 307	261 SILK	81	132	45
761 TELEVISION RECEIVERS	48 651	155 303	54 144	263 COTTON	16 837	1 667	589
762 RADIO BROADCAST RECEIVRS	12 272	80 972	28 723	264 JUTE,OTH TEX BAST FIBRES	16 494	1 056	371
763 SOUND RECORDRS,PHONOGRPH	33 202	331 388	116 180	265 VEG FIBRE,EXCL COTN JUTE	45 499	16 682	5 916
764 TELECOM EQPT,PTS,ACC NES	54 347	542 792	190 018	266 SYNTHETIC FIBRE TO SPIN	46 786	23 667	8 451
771 ELECTRIC POWER MACHY NES	53 085	137 884	48 557	267 OTHER MAN-MADE FIBRES	52 846	9 587	3 424
772 SWITCHGEAR ETC & PTS NES	100 616	1 108 999	391 614	268 WOOL(EXC TOPS),ANML HAIR	53 014	68 864	24 261
773 ELECTR DISTRIBUTING MACH	149 562	158 997	56 055	269 WASTE OF TEXTILE FABRICS	25 872	1 360	481
774 ELECTRO-MEDCL,XRAY EQUIP	5 301	96 591	34 058	271 FERTILIZERS,CRUDE	58 777	3 189	1 142
775 HOUSEHOLD TYPE EQUIP NES	467 980	583 154	205 351	273 STONE,SAND AND GRAVEL	9 254 678	26 052	9 164
776 TRANSISTORS,VALVES,ETC	26 477	681 769	239 501	274 SULPHUR ETC	55 205	825	283
778 ELECTRICAL MACHINERY NES	352 189	687 483	242 168	277 NATURAL ABRASIVES NES	823	9 990	3 512
781 PASS MOTOR VEH EXC BUSES	2 313 063	3 496 011	1 224 595	278 OTHER CRUDE MINERALS	12 305 888	73 440	25 863
782 LORRIES,SPCL MTR VEH NES	542 699	618 729	217 980	281 IRON ORE,CONCENTRATES	254 647	413	150
783 ROAD MOTOR VEHICLES NES	270 534	387 256	137 255	282 IRON AND STEEL SCRAP	2 183 980	65 871	23 354
784 MOTOR VEHCL PTS,ACC NES	1 595 217	1 874 419	662 056	287 BASE METAL ORES,CONC NES	82 670	43 809	15 442
785 MOTOR & OTHER CYCLES ETC	27 331	53 759	18 782	288 NONFERR METAL SCRAP NES	514 142	116 129	40 687
786 VEH NES NONMOTR,TRAILERS	256 979	196 522	69 369	289 PREC METAL ORE,WASTE NES	242	11 905	4 159
791 RAILWAY VEHICLES	45 149	20 743	7 367	291 CRUDE ANIMAL MTRIALS NES	98 144	13 486	4 754
792 AIRCRAFT	72 177	8 966 551	3 137 206	292 CRUDE VEG MATERIALS NES	152 395	41 291	14 542
793 SHIPS AND BOATS	13 394	10 060	3 574	322 COAL,LIGNITE,PEAT	3 996 343	69 732	24 364
812 PLUMB,G,HEATING,LIGHTNG EQU	213 640	187 820	66 059	323 BRIQUETS,COKE,SEMI-COKE	1 739 750	41 195	14 498
821 FURNITURE	730 316	471 482	165 926	324 PETROLEUM PRODUCTS,REFIN	42 989 303	2 962 489	1 052 359
831 TRAVEL GOODS,HANDBAGS	28 110	37 425	13 126	335 RESIDUAL PETRLM PROD NES	1 424 362	114 279	39 978
842 MENS OUTERWEAR NOT KNIT	9 930	85 244	29 968	341 GAS NATURAL AND MANUFCTD			
843 WOMENS OUTERWEAR NONKNIT	12 756	159 890	56 434	351 ELECTRIC ENERGY, MWH	2 902	34 839	12 291
844 UNDERWEAR NOT KNIT	2 425	14 914	5 259	411 ANIMAL OILS AND FATS	134 079	17 573	6 115
845 OUTERWEAR KNIT NONELASTC	8 563	84 389	29 788	423 FIXED VEG OILS,SOFT	451 450	97 447	34 167
846 UNDERWEAR KNITTED	8 612	49 878	17 574	424 FIXED VEG OIL NONSOFT	105 029	23 363	8 315
847 TITL CLTHNG ACCESSRYS NES	4 603	41 375	14 460	431 PROCESD ANML VEG OIL,ETC	241 395	37 488	13 212
848 HEADGEAR,NONTEXTL CLOTHNG	5 598	46 023	16 075	511 HYDROCARBONS-NES,DERIVS	3 898 567	478 052	172 249
851 FOOTWEAR	16 705	81 066	28 555	512 ALCOHOLS,PHENOLS,ETC	909 184	106 169	36 956
871 OPTICAL INSTRUMENTS	2 651	194 994	68 053	513 ORGANIC ACIDS,ETC	999 650	186 995	66 145
872 MEDICAL INSTRUMENTS NES	24 805	134 963	47 469	514 NITROGEN-FUNCTN COMPOUNDS	590 667	202 456	71 513
873 METERS & COUNTERS NES	4 899	26 912	9 506	515 ORG-INORG COMPOUNDS ETC	629 950	279 406	98 797
874 MEASURING,CONTROLNG INSTR	58 761	867 851	306 036	516 OTHER ORGANIC CHEMICALS	826 738	121 859	43 322
881 PHOTO APPAR & EQUIPT NES	18 287	133 479	47 052	522 INORG ELEMNTS,OXIDES,ETC	3 045 856	178 084	62 823
882 PHOTO,CINEMA SUPPLIES	108 352	250 864	88 879	523 OTHR INORGANIC CHEMICALS	1 772 335	148 943	52 477
883 DEVELOPED CINEMA FILM	61	956	338	524 RADIOACTIVE ETC MATERIAL	193	4 858	1 718
884 OPTICAL GOODS NES	1 228	62 260	21 929	531 SYNT DYE,NAT INDGO,LAKES	20 674	28 939	10 196
885 WATCHES AND CLOCKS	13 340	135 410	47 850	532 DYES NES,TANNING PRODS	1 906	1 920	680
892 PRINTED MATTER	1 029 587	509 852	179 076	533 PIGMENTS,PAINTS,ETC	444 173	163 898	57 752
893 ARTICLES OF PLASTIC NES	703 500	652 689	230 342	541 MEDICINAL ETC PRODUCTS	46 245	296 209	104 730
894 TOYS,SPORTING GOODS,ETC	117 671	244 201	85 251	551 ESSENTL OIL,PERFUME,ETC	3 660	8 645	3 071
895 OFFICE SUPPLIES NES	29 382	92 024	32 597	553 PERFUMERY,COSMETICS,ETC	65 831	50 727	17 989
896 WORKS OF ART ETC	216	56 348	19 388	554 SOAPS,CLEANING ETC PREPS	571 167	113 101	40 027
897 GOLD,SILVER WARE,JEWELRY	1 235	68 626	24 340	562 FERTILIZERS MANUFACTURED	12 645 263	311 019	109 956
898 MUSICAL INSTRUMENTS,PTS	82 996	282 856	99 349	572 EXPLOSIVES,PYROTECH PROD	2 200	4 775	1 704
899 OTHER MANUFACTURED GOODS	62 464	122 144	43 109	582 PROD OF CONDENSATION ETC	879 902	423 349	149 147
941 ZOO ANIMALS,PETS	166	657	231	583 PROD OF POLYMERIZING ETC	5 050 167	1 289 089	455 650
951 WAR FIREARMS,AMMUNITION	488	5 735	2 029	584 CELLULOSE DERIVATIVES ETC	90 005	73 905	26 101
961 COIN NONGOLD,NONCURRENT		171	59	585 PLASTIC MATERIALS NES	50 656	14 774	5 217
971 GOLD,NON MONETARY NES	46	11 957	4 220	591 PESTICIDES,DISINFECTANTS	25 142	19 401	6 906
				592 STARCH,INULIN,GLUTEN,ETC	218 410	66 307	23 323
				598 MISC CHEMICAL PRODS NES	3 025 422	464 789	164 153
				611 LEATHER	8 466	37 179	13 179
				612 LEATHER ETC MANUFACTURES	3 043	4 462	1 586
				613 FUR SKINS TANNED,DRESSED	4 838	16 296	5 835
				621 MATERIALS OF RUBBER	173 701	85 233	30 019
				625 RUBBER TYRES,TUBES	363 066	236 574	83 228
				628 RUBBER ARTICLES NES	20 023	38 129	13 477
				634 VENEERS,PLYWOOD,ETC	1 456 856	120 854	42 678
				635 WOOD MANUFACTURES NES	92 558	38 632	13 550
				641 PAPER AND PAPERBOARD	1 682 867	455 760	160 684
				642 ARTICLES OF PAPER ETC	202 877	74 167	26 105
				651 TEXTILE YARN AND THREAD	361 631	309 273	109 154
				652 COTTON FABRICS,WOVEN	44 361	81 593	28 645
				653 WOYN MAN-MADE FIB FABRIC	102 188	198 729	70 361
				654 OTH WOYEN TEXTILE FABRIC	30 617	48 359	17 053
				655 KNIT ETC FABRICS	14 395	25 406	8 970
				656 LACE,RIBBONS,TULLE,ETC	6 055	11 312	3 990
				657 SPECIAL TEXTILE ETC PROD	193 469	187 846	66 237
				658 TEXTILE ARTICLES NES	22 476	34 919	12 383
				659 FLOOR COVERINGS ETC	1 075 484	639 787	225 887
				661 CEMENT ETC BUILDING PROD	5 848 509	81 435	28 591
				662 CLAY,REFRACTORY BLDG PRD	872 278	61 553	21 749
				663 OTH NONMETAL MINERAL MFS	1 628 837	128 266	45 167
				664 GLASS	2 138 245	254 495	90 067
				665 GLASSWARE	949 215	92 151	32 409
				666 POTTERY	20 465	25 869	9 016
				667 PEARL,PREC-,SEMI-P STONE			
				671 PIG IRON ETC	179 146	101 973	35 829
				672 IRON,STL PRIMARY FORMS	5 414 134	485 372	170 822
				673 IRON AND STEEL SHAPES	7 355 355	622 747	220 286
				674 IRN,STL UNIV,PLATE,SHEET	9 125 222	965 891	340 622
				675 IRON,STEEL HOOP,STRIP	2 137 986	198 130	69 836
				676 RAILWAY RAILS ETC IRN,STL	14 818	2 759	959
				677 IRN,STL WIRE EXCL W ROD	889 981	165 659	58 526
				678 IRON,STL TUBES,PIPES,ETC	626 732	79 982	28 247
				679 IRN,STL CASTINGS UNWORKE	34 597	8 196	2 888
				681 SILVER,PLATINUM,ETC	655	56 986	20 436
				682 COPPER EXC CEMENT COPPER	1 391 507	648 388	228 658
				683 NICKEL	4 615	5 380	1 920
				684 ALUMINIUM	491 695	268 925	94 973
				685 LEAD	212 404	36 475	12 762
				686 ZINC	728 350	206 449	73 018
				687 TIN	5 459	11 139	3 921
				689 NON-FER BASE METALS NES	20 314	22 189	7 845
				691 STRUCTURES AND PARTS NES	344 911	111 829	39 289
				692 METAL TANKS,BOXES,ETC	243 894	74 112	26 112
				693 WIRE PRODUCTS NON ELECTR	618 780	136 395	48 284
				694 STL,COPPR NAILS,NUTS,ETC	132 130	31 237	11 051
BELGIUM LUX							
IMPORTS	182 923 641	28 833 844	10 179 018				
001 LIVE ANIMALS	92 180	45 412	15 960				
011 MEAT FRESH,CHILLD,FROZEN	704 005	345 695	121 357				
012 MEAT DRIED,SALTED,SMOKED	34 531	28 018	9 899				
014 MEAT PREPD,PRSVO,NES ETC	162 697	107 587	37 855				
022 MILK AND CREAM	1 457 086	262 446	93 066				
023 BUTTER	52 508	29 793	10 439				
024 CHEESE AND CURD	11 737	9 459	3 279				
025 EGGS,BIRDS,FRESH,PRSVO	233 364	57 584	20 516				
034 FISH FRESH,CHILLD,FROZN	30 393	11 961	4 181				
035 FISH SALTED,DRIED,SMOKED	756	590	206				
036 SHELL FISH FRESH,FROZEN	1 523	3 600	1 258				
037 FISH ETC PREPD PRSVO NES	4 148	4 809	1 681				
041 WHEAT ETC UNMILLED	85 434	4 216	1 487				
042 RICE	205 438	56 569	20 045				
043 BARLEY UNMILLED	87 371	4 351	1 620				
044 MAIZE UNMILLED	4 955	3 02	1 07				
045 CEREALS NES UNMILLED	27 920	1 935	705				
046 WHEAT ETC MEAL OR FLOUR	218 350	13 365	4 667				
047 OTHER CEREAL MEALS,FLOUR	14 986	1 058	373				
048 CEREAL ETC PREPARATIONS	579 222	111 098	39 164				
054 VEG ETC FRSH,SMPLY PRSVO	1 568 699	221 182	77 978				
056 VEGETBLES ETC PRSVO,PREPD	918 758	108 521	38 368				
057 FRUIT,NUTS,FRESH,DRIED	143 585	30 188	10 665				
058 FRUIT PRESERVED,PREPARED	218 249	53 732	18 995				
061 SUGAR AND HONEY	1 177 695	83 612	29 547				
062 SUGAR PREPS NON-COCOA	33 124	14 982	5 285				
071 COFFEE AND SUBSTITUTES	14 368	27 721	9 854				
072 COCOA	22 300	16 923	5 906				
073 CHOCOLATE AND PRODUCTS	200 856	128 430	44 884				
074 TEA AND MATE	175	219	75				
081 FEEDING STUFF FOR ANIMLS	924 280	63 442	22 375				
091 MARGARINE AND SHORTENING	130 008	29 788	10 309				
098 EDIBLE PRODUCTS,PREPS NES	208 168	76 854	27 032				
111 NON-ALCOHL BEVERAGES NES	93 831	5 710	2 010				
112 ALCOHOLIC BEVERAGES	129 059	13 788	4 847				
121 TOBACCO UNMNFCTD,REFUSE	745	161	54				
122 TOBACCO MFRS	29 960	59 273	20 811				
211 HIDES,SKINS,UNDRESSED	74 191	30 704	10 821				
212 FUR SKINS UNDRESSED	93	1 277	446				
222 SEED							

7 IMPORTS AND EXPORTS (SPECIAL TRADE) BY COUNTRIES OF PRODUCTION AND CONSUMPTION AND BY GROUPS OF THE SITC-REV. II 1984

GROUP DESCRIPTION	DT * 100 KG	1 000 DM	1 000 \$	GROUP DESCRIPTION	DT * 100 KG	1 000 DM	1 000 \$
695 TOOLS	12 276	65 320	22 955	054 VEG ETC FRSH, SPLY PRSVD	191 461	16 837	5 843
696 CUTLERY	507	1 746	613	056 VEGTBLES ETC PRSVD, PREPD	64 555	18 207	6 443
697 BASE MTL HOUSEHOLD EQUIP	36 356	37 831	13 354	057 FRUIT, NUTS, FRESH, ORIED	96 713	25 234	8 861
699 OTHER METAL MANUFACTURES	205 924	120 585	42 580	058 FRUIT PRESERVED, PREPARED	473 588	73 431	25 948
711 STEAM BOILERS & AUX PLNT	1 307	2 847	1 017	061 SUGAR AND HONEY	144 965	24 261	8 444
712 STEAM ENGINES, TURBINES	255	987	334	062 SUGAR PREPS NON-COCCA	40 367	18 280	6 433
713 INTRNL COMBUS PISTN ENGN	14 377	32 583	11 523	071 COFFEE AND SUBSTITUTES	106 219	130 010	45 638
714 ENGINES & MOTORS NES	395	21 413	7 339	072 COCCA	45 415	36 834	12 818
716 ROTATING ELECTRIC PLANT	6 670	17 461	5 993	073 CHOCOLATE AND PRODUCTS	102 596	59 788	20 885
718 OTH POWER GENERATG MACHY	1 175	4 884	1 762	074 TEA AND MATE	673	1 097	372
721 AGRIC MACHY, EXC TRACTORS	52 516	43 926	15 774	075 SPICES	4 524	4 886	1 728
722 TRACTORS NON-ROAD	2 434	2 494	890	081 FEEDING STUFF FOR ANML	1 081 766	108 285	38 238
723 CIVIL ENGINEERG EQUIP ETC	246 594	250 809	89 397	091 MARGARINE AND SHORTENING	240 608	43 928	15 295
724 TEXTILE, LEATHER MACHNRY	20 685	39 705	13 862	098 EDIBLE PRODCTS, PREPS NES	176 549	60 844	21 497
725 PAPER ETC MILL MACHINERY	10 223	11 695	4 068	111 NON-ALCOHL BEVERAGES NES	405 929	30 403	10 752
726 PRINTG, BKBINDG MACHY, PTS	6 129	11 619	4 089	112 ALCOHOLIC BEVERAGES	162 883	35 019	12 278
727 FOOD MACHRY NON-DOMESTIC	2 879	6 742	2 342	121 TOBACCO UNMNFCTRD, REFUSE	7 067	3 278	1 183
728 OTH MACHY FOR SPLCL INDUS	68 254	80 913	28 337	122 TOBACCO MFERS	37 109	63 367	22 295
736 MACHINE TOOLS FOR METAL	39 169	54 464	19 206	211 HIDES, SKINS, UNDRRESSED	50 092	21 796	7 643
737 METALWORKING MACHNRY NES	91 942	48 381	17 113	212 FUR SKINS UNDRRESSED	1 026	4 865	1 765
741 HEATING, COOLING EQUIPMNT	39 771	38 021	13 465	222 SEEDS FOR 'SOFT' FIXED OIL	217 119	25 883	8 712
742 PUMPS FOR LIQUIDS ETC	5 362	12 462	4 379	232 SEEDS FOR OTH FIXED OILS	6 446	1 257	436
743 PUMPS NES, CENTRIFUGES ETC	57 640	104 443	36 770	233 NATURAL RUBBER, GUMS	2 502	739	256
744 MECHANICAL HANDLING EQU	69 778	64 685	22 696	233 RUBBER, SYNTHETIC, RECLAIMD	449 027	89 213	31 425
745 NONELEC MACHY, TOOLS NES	13 012	24 432	8 623	245 FUEL WOOD NES, CHARCOAL	11 876	722	259
749 NONELEC MACH PTS, ACC NES	66 741	122 469	43 031	246 PULPWOOD, CHIPS, WOODWASTE	1 354 975	15 426	5 403
751 OFFICE MACHINES	655	5 929	2 087	247 OTH WOOD ROUGH, SQUARED	154 701	6 535	2 312
752 AUTOMATIC DATA PROC EQUIP	6 657	118 638	41 784	248 WOOD SHAPED	782 551	42 546	15 052
759 OFFICE & ADP MCH PTS, ACC	4 709	89 026	31 266	251 PULP AND WASTE PAPER	131 436	18 757	6 608
761 TELEVISION RECEIVERS	43 784	134 539	48 180	261 SILK	160	735	253
762 RADIO BROADCAST RECEIVRS	920	4 083	1 420	263 COTTON	33 325	12 285	4 395
763 SOUND RECORDRS, PHONOGRPH	3 077	24 840	8 735	264 JUTE, OTH TEX BAST FIBRES	2 941	146	53
764 TELECOM EQPT, PTS, ACC NES	25 037	127 745	44 722	265 VEG FIBRE, EXCL COTN JUTE	6 651	1 331	471
771 ELECTRIC POWER MACHY NES	21 010	40 043	14 024	266 SYNTHETIC FIBRE TO SPIN	296 845	141 661	50 092
772 SWITCHGEAR ETC & PTS NES	14 507	145 770	51 353	267 OTHER MAN-MADE FIBRES	97 333	32 692	11 508
773 ELECTR DISTRIBUTING MACH	145 241	84 133	29 800	268 WOOL(EXC TOPS), ANML HAIR	33 763	15 118	5 303
774 ELECTRO-MEDCL, XRAY EQUIP	729	6 624	2 321	269 WASTE OF TEXTILE FABRICS	271 375	21 438	7 543
775 HOUSEHOLD TYPE EQUIP NES	25 632	41 427	14 633	271 FERTILIZERS, CRUDE	216 759	2 062	745
776 TRANSISTORS, VALVES, ETC	828	15 288	5 426	273 STONE, SAND AND GRAVEL	13 823 354	21 467	7 542
778 ELECTRICAL MACHINERY NES	249 055	326 315	114 891	274 SULPHUR ETC	217 281	7 547	2 626
781 PASS MOTOR VEH EXC BUSES	3 314 050	4 595 832	1 620 077	277 NATURAL ABRASIVES NES	63 772	2 742	986
782 LORRIES, SPLCL MTR VEH NES	163 085	177 997	62 695	278 OTHER CRUDE MINERALS	23 930 918	72 809	25 682
783 ROAD MOTOR VEHICLES NES	19 827	19 202	6 725	281 IRON ORE, CONCENTRATES	202 140	283	102
784 MOTOR VEHCL PTS, ACC NES	753 038	431 789	152 046	282 IRON AND STEEL SCRAP	5 855 119	203 954	72 048
785 MOTOR & OTHER CYCLES ETC	12 482	19 246	6 819	287 BASE METAL ORES, CONC NES	673 808	69 886	24 793
786 VEH NES NONMOTR, TRAILERS	64 881	36 009	12 731	288 NONFERR METAL SCRAP NES	1 050 190	99 114	34 863
791 RAILWAY VEHICLES	12 318	1 898	665	289 PREC METAL RES, WASTE NES	951	2 662	913
792 AIRCRAFT	2 141	39 402	13 897	291 CRUDE ANIMAL MTRIALS NES	371 371	21 900	7 721
793 SHIPS AND BOATS	33 954	7 674	2 746	292 CRUDE VEG MATERIALS NES	44 724	23 580	8 303
812 PLUMBING, HEATING, LIGHTING EQU	333 392	134 023	47 248	322 COAL, LIGNITE, PEAT	25 958 816	601 390	212 836
821 FURNITURE	304 322	298 482	105 407	323 BRIQUETS, COKE, SEMI-COKE	20 775 990	722 951	253 709
831 TRAVEL GOODS, HANDBAGS	4 596	11 608	4 089	334 PETROLEUM PRODUCTS, REFIN	5 438 130	377 569	131 647
842 MENS OUTERWEAR NOT KNIT	32 474	137 720	49 007	335 RESIDUAL PETRLM PROD NES	1 366 218	84 481	29 515
843 WOMENS OUTERWEAR NONKNIT	14 944	103 450	36 335	341 GAS NATURAL AND MANUFCTD			
844 UNDERWEAR NOT KNIT	618	3 908	1 393	551 ELECTRIC ENERGY, MWH	2 248 053	211 328	74 422
845 OUTERWEAR KNIT NONELASTC	3 546	24 606	8 556	411 ANIMAL OILS AND FATS	79 031	7 931	2 769
846 UNDERWEAR KNITTED	1 308	11 202	3 985	423 FIXED VEG OILS, SOFT	91 856	18 960	6 586
847 TXTL CLTHNG ACCESSRYS NES	1 804	8 875	3 110	424 FIXED VEG OIL, NONSOFT	41 493	11 482	4 041
848 HEADGEAR, NONTXTL CLOTHNG	12 253	24 776	8 656	431 PROCESD ANML VEG OIL, ETC	335 139	70 127	24 706
851 FOOTWEAR	3 750	9 110	3 162	511 HYDROCARBONS NES, DERIVS	7 729 166	1 152 303	407 770
871 OPTICAL INSTRUMENTS	114	3 447	1 209	512 ALCOHOLS, PHENOLS, ETC	744 804	134 048	47 131
872 MEDICAL INSTRUMENTS NES	4 527	30 221	10 694	513 ORGANIC ACIDS, ETC	578 679	111 225	39 158
873 METERS & COUNTERS NES	57	524	186	514 NITROGEN-FUNCTN COMPOUNDS	664 946	206 299	72 832
874 MEASURING, CONTROLLING INSTR	22 145	71 929	25 401	515 ORG-INORG COMPOUNDS ETC	121 859	92 533	32 740
881 PHOTO APPAR & EQUIPT NES	4 268	20 445	7 124	516 OTHER ORGANIC CHEMICALS	1 429 057	272 326	96 287
882 PHOTO, CINEMA SUPPLIES	114 126	270 651	95 092	522 INORG ELEMNTS, OXIDES, ETC	4 194 174	202 137	71 461
883 DEVELOPED CINEMA FILM	10	313	110	523 OTHR INORGANIC CHEMICALS	2 488 339	151 875	53 693
884 OPTICAL GOODS NES	62	2 373	820	524 RADIOACTIVE ETC MATERIAL	245	9 721	3 417
885 WATCHES AND CLOCKS	2 259	7 050	2 472	531 SYNT DYE, NAT INOGL, LAKES	37 260	77 664	27 446
892 PRINTED MATTER	78 139	61 644	21 645	532 DYES NES, TANNING PRODS	9 715	2 067	728
893 ARTICLES OF PLASTIC NES	291 422	225 495	79 309	533 PIGMENTS, PAINTS, ETC	507 645	228 823	80 731
894 TOYS, SPORTING GOODS, ETC	18 591	41 113	14 409	541 MEDICINAL ETC PRODUCTS	59 030	360 572	127 617
895 OFFICE SUPPLIES NES	2 994	5 027	1 775	551 ESSENTIAL OIL, PERFUME, ETC	5 328	12 230	4 339
896 WORKS OF ART ETC	455	6 410	2 265	553 PERFUMERY, COSMETICS, ETC	81 118	61 099	21 554
897 GOLD, SILVER WARE, JEWELRY	29	8 876	3 120	554 SOAPS, CLEANING ETC PREPS	619 210	142 717	50 333
898 MUSICAL INSTRUMENTS, PTS	5 672	24 567	8 607	562 FERTILIZERS MANUFACTURED	15 559 540	387 099	138 017
899 OTHER MANUFACTURED GOODS	13 505	24 160	8 484	572 EXPLOSIVES, PYROTECH PROD	12 071	5 855	2 056
941 ZOO ANIMALS, PETS	365	359	125	582 PROD OF CONDENSATION ETC	1 083 685	329 569	116 412
951 WAR FIREARMS, AMMUNITION	331	2 876	1 012	583 PROD OF POLYMERIZING ETC	2 552 676	679 572	239 207
961 COIN NONGOLD, NONCURRENT	2	244	88	584 CELLULOSE DERIVATIVES ETC	63 780	39 556	14 043
971 GOLD, NON MONETARY NES	223	30 303	10 827	585 TEXTILE MATERIALS NES	12 980	5 960	2 119
972 GOLD COIN		200	73	591 PESTICIDES, DISINFECTANTS	70 224	69 382	25 319
EXPORTS	211 458 313	34 017 619	11 985 722	592 STARCH, INULIN, GLUTEN, ETC	115 808	68 402	24 328
001 LIVE ANIMALS	376 110	121 677	42 716	598 MISC CHEMICAL PRODS NES	3 117 303	411 722	145 185
011 MEAT FRESH, CHILLO, FROZEN	132 907	24 210	8 451	605 INDUSTRIAL PLANT, CHAP 73	3 162	551	182
012 MEAT DRIED, SALTED, SMOKED	3 463	4 665	1 624	611 LEATHER	5 667	36 148	12 689
014 MEAT PREPD, PRSVD, NES ETC	45 489	35 052	12 339	612 LEATHER ETC MANUFACTURES	2 272	8 278	2 904
022 MILK AND CREAM	1 067 938	93 253	32 672	613 FUR SKINS TANNED, DRESSED	3 166	2 322	827
023 BUTTER	367 630	228 790	81 434	621 MATERIALS OF RUBBER	336 212	135 061	47 784
024 CHEESE AND CURO	230 634	144 934	50 989	625 RUBBER TYRES, TUBES	388 324	243 212	85 730
025 EGGS, BIRDS, FRESH, PRSVD	6 506	2 335	824	628 RUBBER ARTICLES NES	56 294	87 168	30 523
034 FISH FRESH, CHILLED, FROZN	55 927	28 408	9 976	633 CORK MANUFACTURES	758	1 166	412
035 FISH SALTED, DRIED, SMOKED	396	602	211	634 VENEERS, PLYWOOD, ETC	356 507	51 675	18 224
036 SHELL FISH FRESH, FROZEN	1 001	1 191	413	635 WOOD MANUFACTURES NES	293 207	73 247	25 786
037 FISH ETC PREPD PRSVD NES	23 918	18 163	6 368	641 PAPER AND PAPERBOARD	3 199 741	548 230	193 075
041 WHEAT ETC UNMILLED	1 033 446	52 787	17 971	642 ARTICLES OF PAPER ETC	867 328	317 643	111 850
042 RICE	24 441	3 908	1 384	651 TEXTILE YARN AND THREAD	496 606	452 165	159 418
043 BARLEY UNMILLED	518 060	25 027	8 467	652 COTTON FABRICS WOVEN	52 520	96 582	34 115
044 MAIZE UNMILLED	18 182	1 568	550	653 WOVN MAN-MADE FIB FABRIC	112 152	140 560	49 561
045 CEREALS NES UNMILLED	44 565	2 054	749	654 OTH WOVEN TEXTILE FABRIC	8 724	26 754	9 442
046 WHEAT ETC MEAL OR FLOUR	7 867	702	241	655 KNIT ETC FABRICS	36 227	58 025	20 596
047 OTHER CEREAL MEALS, FLOUR	21 828	1 325	467	656 LACE, RIBBONS TULLE, ETC	6 873	13 836	4 868
048 CEREAL ETC PREPARATIONS	167 893	58 540	20 548	657 SPECIAL TEXTILE ETC PROD	147 635	160 144	56 691
				658 TEXTILE ARTICLES NES	34 104	45 407	15 969
				659 FLOOR COVERINGS ETC	60 940	82 736	29 136

7 IMPORTS AND EXPORTS (SPECIAL TRADE) BY COUNTRIES OF PRODUCTION AND CONSUMPTION AND BY GROUPS OF THE SITC-REV. II 1984

GROUP DESCRIPTION	DT * 100 KG	1 000 DM	1 000 \$	GROUP DESCRIPTION	DT * 100 KG	1 000 DM	1 000 \$
661 CEMENT ETC BUILDING PROD	1 611 841	37 677	13 281	898 MUSICAL INSTRUMENTS,PTS	15 929	78 904	28 019
662 CLAY,REFRACTORY BLDG PRO	1 531 801	131 887	46 545	899 OTHER MANUFACTURED GOODS	42 613	58 312	20 546
663 OTH NONMETAL MINERAL MFS	1 684 750	137 871	48 480	901 ZOO ANIMALS,PETS	228	452	160
664 GLASS	475 462	106 131	37 433	951 WAR FIREARMS,AMMUNITION	591	3 075	1 093
665 GLASSWARE	608 204	74 358	26 248	961 COIN NONGOLD,NONCURRENT	6	19 196	6 766
666 POTTERY	35 559	37 313	13 165	971 GOLD,NON MONETARY NES	212	158 339	56 313
667 PEARL,PREC-,SEMI-P STONE				972 GOLD COIN	29	94 403	33 791
671 PIG IRON ETC	569 666	77 871	27 510				
672 IRON,STL PRIMARY FORMS	3 475 449	418 399	147 318	NETHERLANDS			
673 IRON AND STEEL SHAPES	2 483 342	271 624	95 653				
674 IRN,STL UNIV,PLATE,SHEET	1 978 970	256 752	90 859	IMPORTS	520 934 361	53 046 950	18 725 976
675 IRON,STEEL HOOP,STRIP	754 702	94 670	33 305				
676 RAILWAY RAILS ETC IRN,STL	7 943	1 795	645	001 LIVE ANIMALS	1 052 034	348 405	121 869
677 IRN,STL WIRE EXCL W ROD	463 973	75 372	26 499	011 MEAT FRESH,CHILLO,FROZEN	4 544 847	1 873 710	659 041
678 IRON,STL TUBES,PIPES,ETC	963 438	204 259	72 004	012 MEAT DRIED,SALTED,SMOKED	2 677	3 645	1 294
679 IRN,STL CASTINGS UNWORKE	157 682	42 465	14 974	014 MEAT PREPD,PRSDV,NES ETC	191 332	109 538	38 756
681 SILVER,PLATINUM,ETC	277	14 177	5 077	022 MILK AND CREAM	1 049 995	265 889	94 935
682 COPPER EXC CEMENT COPPER	259 446	160 095	56 229	023 BUTTER	517 015	373 764	132 826
683 NICKEL	11 267	19 790	6 985	024 CHEESE AND CURD	1 375 838	861 561	303 523
684 ALUMINIUM	748 316	414 299	146 637	025 EGGS,BIROS,FRESH,PRSRVD	2 655 406	667 106	236 898
685 LEAD	66 313	14 359	5 007	034 FISH FRESH,CHILLED,FROZN	305 097	86 108	30 323
686 ZINC	89 490	25 516	8 963	035 FISH SALTED,DRIED,SMOKED	161 776	50 191	17 541
687 TIN	1 050	2 461	883	036 SHELL FISH FRESH,FROZEN	20 387	11 485	4 000
689 NON-FER BASE METALS NES	5 526	11 102	3 836	037 FISH ETC PREPD PRSDV NES	92 486	53 959	18 931
691 STRUCTURES AND PARTS NES	385 814	140 184	49 452	041 WHEAT ETC UNMILLED	1 740 990	87 614	31 879
692 METAL TANKS,BOXES,ETC	216 317	67 758	23 895	042 RICE	14 970	2 886	1 012
693 WIRE PRODUCTS NON ELECTR	286 389	46 488	16 392	043 BARLEY UNMILLED	285 110	14 577	5 328
694 STL,COPPR NAILS,NUTS,ETC	157 640	109 685	38 671	044 MAIZE UNMILLED	13 821	1 282	456
695 TOOLS	59 660	151 527	53 399	045 CEREALS NES UNMILLED	76 055	4 810	1 713
696 CUTLERY	5 822	31 775	11 219	046 WHEAT ETC MEAL OR FLOUR	72 021	4 285	1 485
697 BASE MTL HOUSEHOLD EQUIP	74 951	78 969	27 913	047 OTHER CEREAL MEALS,FLOUR	59 596	4 215	1 468
699 OTHER METAL MANUFACTURES	497 377	439 016	154 630	048 CEREAL ETC PREPARATIONS	763 279	189 258	66 960
700 INDUSTRIAL PLANT,CHAP 84	9 939	12 556	4 162	054 VEG ETC FRSH,SMPLY PRSDV	15 599 392	1 895 208	679 556
703 INDUSTRIAL PLANT,CHAP 85	926	2 331	815	056 VEGTBLES ETC PRSDV,PREPD	2 877 420	553 122	196 539
711 STEAM BOILERS & AUX PLNT	12 146	17 393	6 011	057 FRUIT,NUTS,FRESH,DRIED	516 658	80 439	28 323
712 STEAM ENGINES,TURBINES	534	6 426	2 251	058 FRUIT PRESERVED,PREPARED	690 084	148 528	52 358
713 INTRNL COMBUS PISTN ENGN	344 091	460 574	162 031	061 SUGAR AND HONEY	1 837 728	95 472	33 770
714 ENGINES & MOTORS NES	263	30 293	10 324	062 SUGAR PREPS NON-COCOA	169 884	72 040	25 448
716 ROTATING ELECTRIC PLANT	71 390	111 108	39 049	071 COFFEE AND SUBSTITUTES	29 868	32 635	11 451
718 OTH POWER GENERATE MACHY	10 083	162 285	54 970	072 COCOA	306 700	291 075	101 899
721 AGRIC MACHY,EXC TRACTORS	57 087	59 882	21 277	073 CHOCOLATE AND PRODUCTS	642 705	299 043	105 586
722 TRACTORS NON-ROAD	43 966	44 762	15 825	074 TEA AND MATE	617	484	169
723 CIVIL ENGINEERG EQUIP ETC	118 057	94 628	33 436	075 SPICES	17 244	8 389	2 913
724 TEXTILE,LEATHER MACHNRY	85 919	261 212	92 562	081 FEEDING STUFF FOR ANIMLS	9 285 032	576 870	203 357
725 PAPER ETC MILL MACHINERY	21 747	53 812	18 847	091 MARGARINE AND SHORTENING	169 823	39 742	13 805
726 PRINTG,BKBNDO MACHY,PTS	24 247	97 555	33 880	098 EDIBLE PROOCTS,PREPS NES	515 420	158 995	56 313
727 FOOD MACHRY NON-DOMESTIC	9 274	23 927	8 462	111 NON-ALCOHL BEVERAGES NES	1 039 203	41 843	14 841
728 OTH MACHY FOR SPCL INDUS	185 754	361 857	127 031	112 ALCOHOLIC BEVERAGES	38 628	12 931	4 561
736 MACHINE TOOLS FOR METAL	50 174	135 267	47 235	122 TOBACCO MFRS	85 411	150 706	53 022
737 METALWORKING MACHNRY NES	316 476	160 217	56 531	211 HIDES,SKINS,UNDRESSED	119 713	38 161	13 619
741 HEATING,COOLING EQUIPMNT	126 607	208 642	73 358	212 FUR SKINS UNDRESSED	551	13 413	4 636
742 PUMPS FOR LIQUIDS ETC	28 412	95 185	33 617	222 SEEDS FOR SOFT/FIXED OIL	121 863	14 305	4 886
743 PUMPS NES,CENTRIFUGES ETC	113 863	194 148	68 579	223 SEEDS FOR OTH FIXED OILS	53 737	8 511	3 009
744 MECHANICAL HANDLING EQUIP	199 435	232 210	81 871	232 NATURAL RUBBER,GUMS	2 514	755	267
745 NONELEC MACHY,TOOLS NES	63 893	202 647	71 333	233 RUBBER,SYNTHETIC,RECLAIMD	599 229	169 264	59 956
749 NONELEC MACH PTS,ACC NES	291 714	459 301	161 967	245 FUEL WOOD NES,CHARCOAL	68 689	2 255	788
751 OFFICE MACHINES	8 074	49 739	17 514	246 PULPWOOD,CHIPS,WOODWASTE	960 861	8 471	2 962
752 AUTOMATIC DATA PROC EQUIP	13 677	274 044	96 195	247 OTH WOOD ROUGH,SQUARED	295 857	5 460	1 911
759 OFFICE & ADP MCH PTS,ACC	6 537	139 974	49 270	248 WOOD SHAPED	206 846	24 931	8 809
761 TELEVISION RECEIVERS	27 846	79 021	27 625	251 PULP AND WASTE PAPER	3 247 469	117 615	40 987
762 RADIO BROADCAST RECEIVRS	12 201	61 230	21 702	263 COTTON	26 355	4 692	1 668
763 SOUND RECORDRS,PHONOGRAPH	8 143	82 968	29 126	264 JUTE,OTH TEX BAST FIBRES	4 275	347	122
764 TELECOM EQPT,PTS,ACC NES	30 807	246 422	86 069	265 VEG FIBRE,EXCL COTN JUTE	10 356	779	272
771 ELECTRIC POWER MACHY NES	43 483	67 778	23 891	266 SYNTHETIC FIBRE TO SPIN	136 094	59 915	21 138
772 SWITCHGEAR ETC & PTS NES	70 293	309 509	108 994	267 OTHER MAN-MADE FIBRES	78 560	13 469	4 748
773 ELECTR DISTRIBUTING MACH	127 988	159 826	56 239	268 WOOL(EXC TOPS),ANML HAIR	29 690	13 145	4 634
774 ELECTRO-MEODCL,XRAY EQUIP	2 030	43 610	15 269	269 WASTE OF TEXTILE FABRICS	167 302	8 981	3 162
775 HOUSEHOLD TYPE EQUIP NES	209 766	247 183	86 626	271 FERTILIZERS,CRUDE	228 952	3 375	1 212
776 TRANSISTORS,VALVES,ETC	65 109	160 663	56 795	273 STONE,SAND AND GRAVEL	16 319 009	18 091	6 326
778 ELECTRICAL MACHINERY NES	241 664	384 020	134 857	274 SULPHUR ETC	60 493	2 043	732
781 PASS MOTOR VEH EXC BUSES	4 856 097	5 397 069	1 902 199	277 NATURAL ABRASIVES NES	3 783	903	321
782 LORRIES,SPCL MTR VEH NES	358 320	245 984	85 793	278 OTHER CRUDE MINERALS	7 482 856	102 787	36 219
783 ROAD MOTOR VEHICLES NES	41 217	52 468	18 650	281 IRON ORE,CONCENTRATES	60 582	1 197	427
784 MOTOR VEHCL PTS,ACC NES	2 469 225	1 655 434	583 299	282 IRON AND STEEL SCRAP	6 138 092	172 480	60 641
785 MOTOR & OTHER CYCLES ETC	19 527	25 927	9 157	287 BASE METAL ORES,CONC NES	395 803	75 406	26 472
786 VEH NES NONMOTR,TRAILERS	145 279	95 815	34 025	288 NONFERR METAL SCRAP NES	1 450 844	323 712	114 304
791 RAILWAY VEHICLES	21 011	26 967	9 600	289 PREC METAL ORE,WASTE NES	7 033	19 875	7 013
792 AIRCRAFT	364	12 738	4 545	291 CRUDE ANIMAL MTRIALS NES	909 749	74 958	26 337
793 SHIPS AND BOATS	33 347	5 409	1 933	292 CRUDE VEG MATERIALS NES	2 796 738	1 767 878	625 094
812 PLUMBGG,HEATNG,LGHTNG EQU	107 097	101 326	35 597	322 COAL,LIGNITE,PEAT	2 136 365	21 170	7 581
821 FURNITURE	575 960	400 940	141 389	323 BRIQUETS,COKE,SEMI-COKE	1 120 073	24 988	8 957
831 TRAVEL GOODS,HANDBAGS	13 177	25 959	9 207	334 PETROLEUM PRODUCTS,REFIN	159 965 492	10 931 138	3 845 478
842 MENS OUTERWEAR NOT KNIT	18 205	141 565	50 189	335 RESIDUAL PETRLM PROD NES	11 538 543	834 029	292 741
843 WOMENS OUTERWEAR NONKNIT	20 087	239 435	84 625	341 GAS NATURAL AND MANUFCTD			
844 UNDERWEAR NOT KNIT	4 180	26 774	9 528	351 ELECTRIC ENERGY, MWH	1 024 675	64 731	23 058
845 OUTERWEAR KNIT NONELASTC	11 441	142 967	50 579	411 ANIMAL OILS AND FATS	218 500	25 212	8 826
846 UNDERWEAR KNITTED	8 560	57 865	20 586	423 FIXED VEG OILS,SOFT	1 673 127	351 621	124 025
847 TXTL CLTHNG ACCESSRYS NES	3 746	23 946	8 420	424 FIXED VEG OIL NONSOFT	377 857	98 045	34 439
848 HEADGEAR,NONTXTL CLOTHNG	5 616	58 296	20 414	431 PROCESD ANML VEG OIL,ETC	965 708	172 823	60 603
851 FOOTWEAR	14 506	80 446	28 439	511 HYDROCARBONS NES,DERIVS	10 077 258	1 280 475	453 957
871 OPTICAL INSTRUMENTS	593	9 381	3 323	512 ALCOHOLS,PHENOLS,ETC	6 878 119	469 620	165 468
872 MEDICAL INSTRUMENTS NES	7 666	53 494	18 830	513 ORGANIC ACIDS,ETC	1 164 014	236 407	83 575
873 METERS & COUNTERS NES	3 435	25 130	8 822	514 NITROGEN-FUNCTN COMPOUNDS	820 435	187 571	66 402
874 MEASURNG,CONTROLLNG INSTR	20 220	264 720	93 175	515 ORG-INORG COMPOUNDS ETC	219 778	81 563	28 740
881 PHOTO APPAR & EQUIP NES	6 795	48 647	17 201	516 OTHER ORGANIC CHEMICALS	1 409 802	242 266	85 425
882 PHOTO,CINEMA SUPPLIES	39 815	118 835	42 000	522 INORG ELEMNTS,OXIDES,ETC	3 886 924	285 667	100 695
883 DEVELOPED CINEMA FILM	95	1 007	355	523 OTHR INORGANIC CHEMICALS	2 134 198	182 209	64 241
884 OPTICAL GOODS NES	786	34 434	12 162	524 RADIOACTIVE ETC MATERIAL	883	157 158	53 983
885 WATCHES AND CLOCKS	4 340	31 404	11 056	531 SYNT DYE,NAT INDGO,LAKES	8 500	10 537	3 743
892 PRINTED MATTER	173 644	193 151	67 981	532 DYES NES,TANNING PRODS	1 623	2 025	714
893 ARTICLES OF PLASTIC NES	442 839	399 493	140 886	533 PIGMENTS,PAINTS,ETC	452 109	197 761	69 751
894 TOYS,SPORTING GOODS,ETC	53 876	69 693	24 491	541 MEDICINAL ETC PRODUCTS	32 183	230 634	81 272
895 OFFICE SUPPLIES NES	9 107	30 813	10 919	551 ESSENTL OIL,PERFUME,ETC	19 204	45 986	16 266
896 WORKS OF ART ETC	271	15 785	5 241	553 PERFUMERY,COSMETICS,ETC	45 980	35 029	12 283
897 GOLD,SILVER WARE,JEWELRY	543	53 589	18 798	554 SOAPS,CLEANING ETC PREPS	446 390	82 868	29 286

7 IMPORTS AND EXPORTS (SPECIAL TRADE) BY COUNTRIES OF PRODUCTION AND CONSUMPTION AND BY GROUPS OF THE SITC-REV. II 1984

GROUP DESCRIPTION	DT * 100 KG	1 000 DM	1 000 \$	GROUP DESCRIPTION	DT * 100 KG	1 000 DM	1 000 \$
562 FERTILIZERS MANUFACTURED	12 197 057	405 346	141 573	793 SHIPS AND BOATS	168 256	65 657	23 442
572 EXPLOSIVES, PYROTECH PROD	12 603	34 580	12 113	812 PLUMBING, HEATING, LIGHTING EQUI	197 846	95 609	33 570
582 PROD OF CONDENSATION ETC	2 605 969	988 321	347 827	821 FURNITURE	279 259	242 530	85 947
583 PROD OF POLYMERIZING ETC	5 067 413	1 283 148	453 330	831 TRAVEL GOODS, HANDBAGS	17 681	35 378	12 519
584 CELLULOSE DERIVATIVES ETC	50 889	31 321	11 043	842 MENS OUTERWEAR NOT KNIT	10 846	51 065	18 033
585 PLASTIC MATERIALS NES	210 815	46 474	16 416	843 WOMENS OUTERWEAR NONKNIT	22 233	140 351	49 512
591 PESTICIDES, DISINFECTANTS	89 037	30 373	10 806	844 UNDERWEAR NOT KNIT	1 835	8 335	2 964
592 STARCH, INULIN, GLUTEN, ETC	544 170	87 397	30 815	845 OUTERWEAR KNIT NONELASTIC	9 816	58 936	20 647
598 MISC CHEMICAL PRODS NES	5 598 763	584 207	205 452	846 UNDERWEAR KNITTED	8 085	30 296	10 759
611 LEATHER	26 145	48 923	17 219	847 TEXTL CLTHNG ACCESSRYS NES	3 552	12 861	4 411
612 LEATHER ETC MANUFACTURES	5 971	10 008	3 550	848 HEADGEAR, NONTEXTL CLOTHING	12 053	59 945	21 195
613 FUR SKINS TANNED, DRESSED	330	3 596	1 259	851 FOOTWEAR	27 417	84 685	30 097
621 MATERIALS OF RUBBER	50 207	26 116	9 160	871 OPTICAL INSTRUMENTS	656	27 321	9 517
625 RUBBER TYRES, TUBES	318 868	204 431	72 137	872 MEDICAL INSTRUMENTS NES	3 301	33 837	11 884
628 RUBBER ARTICLES NES	37 503	47 295	16 640	873 METERS & COUNTERS NES	799	5 322	1 863
633 CORK MANUFACTURES	1 602	866	304	874 MEASURING, CONTROLLING INSTR	20 127	299 833	105 297
634 VENEERS, PLYWOOD, ETC	128 849	27 193	9 626	881 PHOTO APPAR & EQUIPT NES	3 807	44 387	15 584
635 WOOD MANUFACTURES NES	378 851	96 581	33 941	882 PHOTO, CINEMA SUPPLIES	65 404	221 545	77 302
641 PAPER AND PAPERBOARD	3 384 211	542 803	191 320	883 DEVELOPED CINEMA FILM	97	948	327
642 ARTICLES OF PAPER ETC	1 070 402	260 521	91 703	884 OPTICAL GOODS NES	288	12 207	4 404
651 TEXTILE YARN AND THREAD	467 519	404 271	142 550	885 WATCHES AND CLOCKS	1 923	9 146	3 193
652 COTTON FABRICS, WOVEN	55 619	101 886	35 972	892 PRINTED MATTER	177 367	126 897	44 532
653 WOVN MAN-MADE FIB FABRIC	73 731	109 294	38 591	893 ARTICLES OF PLASTIC NES	521 683	330 101	116 523
654 OTH WOVEN TEXTILE FABRIC	34 882	61 829	21 825	894 TOYS, SPORTING GOODS, ETC	57 651	62 874	22 235
655 KNIT ETC FABRICS	32 237	61 113	21 613	895 OFFICE SUPPLIES NES	7 804	11 081	3 875
656 LACE, RIBBONS, TULLE, ETC	6 515	9 050	3 178	896 WORKS OF ART ETC	1 871	17 995	6 371
657 SPECIAL TEXTILE ETC PROD	152 731	173 471	61 155	897 GOLD, SILVER WARE, JEWELRY	746	14 228	5 023
658 TEXTILE ARTICLES NES	36 264	43 475	15 426	898 MUSICAL INSTRUMENTS, PTS	66 695	177 030	62 305
659 FLOOR COVERINGS ETC	426 598	226 761	79 914	899 OTHER MANUFACTURED GOODS	72 302	122 806	43 206
661 CEMENT ETC BUILDING PROD	2 236 624	43 301	15 234	941 ZOO ANIMALS, PETS	2 385	3 400	1 196
662 CLAY, REFRACTORY BLOG PRD	6 347 946	198 164	69 890	961 COIN NONGOLD, NONCURRENT	54	1 662	592
663 OTH NONMETAL MINERAL MFS	3 101 417	135 190	47 632	971 GOLD, NON MONETARY NES	81	60 204	21 377
664 GLASS	741 600	76 629	27 037	972 GOLD COIN		1 896	633
665 GLASSWARE	766 667	76 111	26 842				
666 POTTERY	37 814	26 193	9 238	EXPORTS	465 543 065	42 124 890	14 818 094
667 PEARL, PREC., SEMI-P STONE	1	10 644	3 706				
671 PIG IRON ETC	84 394	10 427	3 704	001 LIVE ANIMALS	153 560	59 213	20 589
672 IRON, STL PRIMARY FORMS	2 838 597	209 006	74 143	011 MEAT FRESH, CHILLED, FROZEN	168 875	76 367	26 936
673 IRON AND STEEL SHAPES	948 726	93 390	32 677	012 MEAT DRIED, SALTED, SMOKED	5 167	4 376	1 527
674 IRN, STL UNIV, PLATE, SHEET	2 573 728	267 249	94 707	014 MEAT PREPD, PRSVD, NES ETC	55 897	42 468	14 936
675 IRON, STEEL HOOP, STRIP	527 584	47 048	16 482	022 MILK AND CREAM	4 173 139	433 959	152 000
676 RAILWAY RAILS ETC IRN, STL	31 546	1 222	429	023 BUTTER	31 991	24 885	8 903
677 IRN, STL WIRE EXCL W ROD	111 781	18 829	6 677	024 CHEESE AND CURD	87 371	40 464	14 225
678 IRON, STL TUBES, PIPES, ETC	1 121 505	161 814	56 819	025 EGGS, BIRDS, FRESH, PRSVD	26 879	7 261	2 522
679 IRN, STL CASTINGS UNWORKE	53 260	17 828	6 320	034 FISH FRESH, CHILLED, FROZN	43 700	22 918	8 150
681 SILVER, PLATINUM, ETC	859	81 595	28 813	035 FISH SALTED, DRIED, SMOKED	152	171	55
682 COPPER EXC CEMENT COPPER	197 157	89 457	32 011	036 SHELL FISH FRESH, FROZEN	211 622	18 057	6 180
683 NICKEL	5 434	8 553	3 037	037 FISH ETC PREPD PRSVD NES	74 115	39 936	13 905
684 ALUMINIUM	980 323	518 321	183 779	041 WHEAT ETC UNMILLED	2 239 854	113 605	39 757
685 LEAD	138 716	19 760	6 990	042 RICE	80 360	11 232	3 951
686 ZINC	378 686	106 609	37 551	043 BARLEY UNMILLED	428 376	20 522	7 191
687 TIN	23 213	73 250	26 246	044 MAIZE UNMILLED	608 765	32 485	10 892
689 NON-FER BASE METALS NES	9 827	9 689	3 379	045 CEREALS NES UNMILLED	134 819	6 344	2 302
691 STRUCTURES AND PARTS NES	666 318	198 140	69 620	046 WHEAT ETC MEAL OR FLOUR	452 678	33 834	11 962
692 METAL TANKS, BOXES, ETC	137 288	61 054	21 655	047 OTHER CEREAL MEALS, FLOUR	151 762	10 525	3 715
693 WIRE PRODUCTS NON ELECTR	175 730	20 418	7 173	048 CEREAL ETC PREPARATIONS	391 803	97 060	34 300
694 STL, COPPR NAILS, NUTS, ETC	123 403	42 269	14 852	054 VEG ETC FASH, SIMPLY PRSVD	2 387 147	81 872	28 329
695 TOOLS	52 325	120 499	42 270	056 VEGETABLES ETC PRSVD, PREPD	160 410	40 630	14 358
696 CUTLERY	1 992	13 515	4 750	057 FRUIT, NUTS, FRESH, DRIED	371 662	63 918	22 332
697 BASE MTL HOUSEHOLD EQUIP	62 492	53 107	18 681	058 FRUIT PRESERVED, PREPARED	1 419 779	174 643	61 745
699 OTHER METAL MANUFACTURES	272 303	205 376	72 393	061 SUGAR AND HONEY	1 045 408	131 103	43 600
711 STEAM BOILERS & AUX PLNT	9 803	46 887	15 543	062 SUGAR PREPS NON-COCOA	101 159	38 154	13 447
712 STEAM ENGINES, TURBINES	8 863	10 421	3 731	071 COFFEE AND SUBSTITUTES	121 297	139 216	48 933
713 INTRNL COMBUS PISTN ENGN	41 191	83 360	29 370	072 COCOA	173 292	154 105	54 262
714 ENGINES & MOTORS NES	1 810	72 314	25 502	073 CHOCOLATE AND PRODUCTS	139 591	77 334	27 169
716 ROTATING ELECTRIC PLANT	12 865	31 668	11 124	074 TEA AND MATE	3 553	3 706	1 317
718 OTH POWER GENERATG MACHY	6 749	7 964	2 803	075 SPICES	8 722	9 764	3 472
721 AGRIC MACHY, EXC TRACTORS	123 484	111 390	39 294	081 FEEDING STUFF FOR ANIMLS	17 100 750	490 582	170 251
722 TRACTORS NON-ROAD	10 352	4 067	1 429	091 MARGARINE AND SHORTENING	448 235	66 729	23 449
723 CIVIL ENGINEERG EQUIP ETC	95 846	41 601	14 595	098 EDIBLE PRODUCTS, PREPS NES	345 605	91 741	32 397
724 TEXTILE, LEATHER MACHNRY	37 490	58 759	20 584	111 NON-ALCOHOL BEVERAGES NES	60 122 791	28 597	10 216
725 PAPER ETC MILL MACHINERY	21 112	27 429	9 661	112 ALCOHOLIC BEVERAGES	478 303	122 078	42 683
726 PRINTG, BK BINDG MACHY, PTS	18 670	43 844	15 455	121 TOBACCO UNMNFCTRD, REFUSE	20 753	8 070	2 869
727 FOOD MACHRY NON-DOMESTIC	19 009	44 970	15 677	122 TOBACCO MFS	59 034	94 423	32 765
728 OTH MACHRY FOR SPL INDUS	103 672	211 975	74 731	111 HIDES, SKINS, UNDRESSED	279 341	81 033	28 376
736 MACHINE TOOLS FOR METAL	26 433	46 050	16 121	212 FUR SKINS UNDRESSED	114	2 637	892
737 METALWORKING MACHNRY NES	31 931	28 842	10 119	222 SEEDS FOR 'SOFT' FIXED OIL	478 833	57 046	19 398
741 HEATING, COOLING EQUIPMNT	61 411	147 039	50 865	223 SEEDS FOR OTH FIXED OILS	21 136	3 506	1 237
742 PUMPS FOR LIQUIDS ETC	37 401	91 832	32 138	232 NATURAL RUBBER, GUMS	2 166	713	248
743 PUMPS NES, CENTRIFUGES ETC	35 306	76 716	26 939	233 RUBBER, SYNTHETIC, RECLAIMD	298 513	47 969	16 920
744 MECHANICAL HANDLING EQU	133 648	117 855	41 273	245 FUEL WOOD NES, CHARCOAL	25 318	2 160	771
745 NONELEC MACHY, TOOLS NES	40 599	95 548	33 651	246 PULPWOOD, CHIPS, WOODWASTE	1 426 960	16 275	5 715
749 NONELEC MACH PTS, ACC NES	141 222	258 021	91 066	247 OTH WOOD ROUGH, SQUARED	630 952	9 903	3 506
751 OFFICE MACHINES	27 084	168 802	89 764	248 WOOD SHAPED	1 392 038	76 833	27 095
752 AUTOMATIC DATA PROC EQUIP	15 095	331 347	114 484	251 PULP AND WASTE PAPER	2 182 411	75 138	26 364
759 OFFICE & ADP MCH PTS, ACC	14 070	289 639	100 709	263 COTTON	59 432	16 824	5 921
761 TELEVISION RECEIVERS	44 052	117 821	41 027	265 VEG FIBRE, EXCL COTN JUITE	1 257	156	55
762 RADIO BROADCAST RECEIVRS	9 573	31 076	10 876	266 SYNTHETIC FIBRE TO SPIN	73 599	32 594	11 521
763 SOUND RECORDRS, PHONOGRPH	7 941	48 376	16 829	267 OTHER MAN-MADE FIBRES	79 628	14 048	4 936
764 TELECOM EQPT, PTS, ACC NES	24 448	215 567	77 084	268 WOOL(EXC TOPS), ANML HAIR	9 208	3 886	1 371
771 ELECTRIC POWER MACHY NES	14 020	36 178	12 803	269 WASTE OF TEXTILE FABRICS	414 003	32 443	11 474
772 SWITCHGEAR ETC & PTS NES	37 335	226 773	79 727	271 FERTILIZERS, CRUDE	816 650	3 704	1 330
773 ELECTR DISTRIBUTING MACH	71 322	67 408	23 575	273 STONE, SAND AND GRAVEL	145 163 042	169 014	59 475
774 ELECTRO-MEDCL, XRAY EQUIP	15 566	187 457	65 362	274 SULPHUR ETC	2 338 397	76 675	26 778
775 HOUSEHOLD TYPE EQUIP NES	45 517	75 580	26 421	277 NATURAL ABRASIVES NES	3 409 583	6 890	2 414
776 TRANSISTORS, VALVES, ETC	68 210	205 576	72 683	278 OTHER CRUDE MINERALS	47 139 678	111 588	39 261
778 ELECTRICAL MACHINERY NES	1 405 629	404 376	142 400	281 IRON ORE, CONCENTRATES	5 942	162	55
781 PASS MOTOR VEH EXC BUSES	74 979	81 093	28 617	282 IRON AND STEEL SCRAP	2 064 379	98 199	34 654
782 LORRIES, SPLCL MTR VEH NES	151 880	185 640	65 492	287 BASE METAL DRES, CONC NES	915 948	103 916	36 402
783 ROAD MOTOR VEHICLES NES	6 376	4 204	1 465	288 NONFERR METAL SCRAP NES	727 511	128 904	45 563
784 MOTOR VEHCL PTS, ACC NES	320 187	200 232	70 612	289 PREC METAL ORE, WASTE NES	164	1 447	509
785 MOTOR & OTHER CYCLES ETC	49 643	66 350	23 514	291 CRUDE ANIMAL MTRIALS NES	147 751	32 158	11 354
786 VEH NES NONMOTR, TRAILERS	113 534	51 157	18 174	292 CRUDE VEG MATERIALS NES	132 148	68 582	23 986
791 RAILWAY VEHICLES	34 934	64 612	23 482	322 COAL, LIGNITE, PEAT	14 600 348	219 790	77 127
792 AIRCRAFT	4 215	63 247	22 236	323 BRIQUETS, COKE, SEMI-COKE	7 073 757	165 710	58 045

7 IMPORTS AND EXPORTS (SPECIAL TRADE) BY COUNTRIES OF PRODUCTION AND CONSUMPTION AND BY GROUPS OF THE SITC-REV. 11 1984

GROUP DESCRIPTION	DT * 100 KG	1 000 DM	1 000 \$	GROUP DESCRIPTION	DT * 100 KG	1 000 DM	1 000 \$
333 CRUDE PETROLEUM	20 699	789	282	741 HEATING, COOLING EQUIPMNT	219 836	292 686	102 725
334 PETROLEUM PRODUCTS, REFIN	5 986 981	1 423 857	147 359	742 PUMPS FOR LIQUIDS ETC	60 393	207 247	72 970
335 RESIDUAL PETRLM PROD NES	3 494 472	249 043	86 704	743 PUMPS NES, CENTRIFUGES ETC	118 510	290 702	102 463
341 GAS NATURAL AND MANUFCTD				744 MECHANICAL HANDLING EQU	257 813	307 774	108 581
351 ELECTRIC ENERGY, MWH	1 084 919	93 243	34 065	745 NONELEC MACHY, TOOLS NES	81 154	286 983	101 133
411 ANIMAL OILS AND FATS	1 550 071	177 441	62 152	749 NONELEC MACH PTS, ACC NES	345 362	672 270	236 538
423 FIXED VEG OILS, SOFT	2 089 462	407 426	141 171	751 OFFICE MACHINES	22 839	128 097	44 986
424 FIXED VEG OIL NONSOFT	333 899	71 245	24 995	752 AUTOMTIC DATA PROC EQUIP	21 160	393 021	137 388
431 PROCESO ANML VEG OIL, ETC	1 042 682	182 514	64 208	759 OFFICE & ADP MCH PTS, ACC	40 975	396 050	138 838
511 HYDROCARBONS NES, DERIVS	6 566 311	693 920	245 778	761 TELEVISION RECEIVERS	49 550	142 952	49 930
512 ALCOHOLS, PHENOLS, ETC	2 405 136	433 010	152 493	762 RADIO BROADCAST RECEIVRS	18 074	69 268	24 401
513 ORGANIC ACIDS, ETC	1 665 304	342 231	120 820	763 SOUND RECORDRS, PHONOGRPH	17 370	163 523	56 826
514 NITROGEN-FUNCTN COMPOUNDS	882 357	1 048 809	368 365	764 TELECOM EQPT, PTS, ACC NES	39 934	317 610	111 550
515 ORG-INORG COMPOUNDS ETC	219 572	168 711	59 813	771 ELECTRIC POWER MACHY NES	95 866	140 545	49 328
516 OTHER ORGANIC CHEMICALS	2 066 657	325 252	114 644	772 SWITCHGEAR ETC & PTS NES	116 741	553 768	194 557
522 INORG ELEMNTS, OXIDES, ETC	8 029 216	280 571	98 938	773 ELECTR DISTRIBUTING MACH	226 959	208 251	73 456
523 OTHR INORGANIC CHEMICALS	2 065 976	211 246	74 124	774 ELECTRO-MEDCL, XRAY EQUIP	6 462	94 089	33 070
524 RADIOACTIVE ETC MATERIAL	1 319	33 850	12 123	775 HOUSEHOLD TYPE EQUIP NES	321 573	373 729	131 611
531 SVNT DYE, NAT INDOG, LAKES	46 219	76 426	26 958	776 TRANSISTORS, VALVES, ETC	64 247	282 531	99 151
532 DYES NES, TANNING PRODS	30 172	7 142	2 519	778 ELECTRICAL MACHINERY NES	169 217	395 841	139 206
533 PIGMENTS, PAINTS, ETC	961 114	264 066	93 103	781 PASS MOTOR VEH EXC BUSES	1 239 535	1 670 017	588 879
541 MEDICINAL ETC PRODUCTS	49 995	259 910	91 704	782 LORRIES, SPCL MTR VEH NES	414 225	447 651	157 095
551 ESSENTIAL OIL, PERFUME, ETC	6 994	16 420	5 824	783 ROAD MOTOR VEHICLES NES	53 295	62 099	21 716
553 PERFUMERY, COSMETICS, ETC	118 507	102 066	36 949	784 MOTOR VEHCL PTS, ACC NES	681 306	694 153	244 595
554 SOAPS, CLEANING ETC PREPS	583 351	128 971	45 486	785 MOTOR & OTHER CYCLES ETC	70 874	92 936	32 978
562 FERTILIZERS MANUFACTURED	3 721 115	99 817	35 778	786 VEH NES NONMOTR, TRAILERS	380 102	262 149	92 876
572 EXPLOSIVES, PYROTECH PROD	6 808	12 631	4 382	791 RAILWAY VEHICLES	112 658	201 167	71 597
582 PROD OF CONDENSATION ETC	886 614	373 636	131 771	792 AIRCRAFT	1 236	65 090	22 827
583 PROD OF POLYMERIZING ETC	2 966 194	880 790	310 854	793 SHIPS AND BOATS	458 984	114 103	39 331
584 CELLULOSE DERIVATIVES ETC	44 568	28 085	9 887	801 INDUSTRIAL PLANT, CHAP 90	261	868	284
585 PLASTIC MATERIALS NES	25 736	10 242	3 618	812 PLUMBING, HEATING, LIGHTING EQU	130 517	136 000	47 799
591 PESTICIDES, DISINFECTANTS	202 534	109 515	39 587	821 FURNITURE	1 231 801	806 620	284 573
592 STARCH, INULIN, GLUTEN, ETC	286 557	60 201	21 144	831 TRAVEL GOODS, HANDBAGS	53 794	49 571	17 499
598 MISC CHEMICAL PRODS NES	2 669 162	370 652	130 367	842 MENS OUTERWEAR NOT KNIT	44 816	318 174	112 412
605 INDUSTRIAL PLANT, CHAP 73	275	818	296	843 WOMENS OUTERWEAR NONKNIT	62 855	706 467	249 588
611 LEATHER	33 244	62 810	22 118	844 UNDERWEAR NOT KNIT	14 711	75 513	26 828
612 LEATHER ETC MANUFACTURES	10 543	18 504	6 514	845 OUTERWEAR KNIT NONELASTC	36 224	361 193	127 637
613 FUR SKINS TANNED, DRESSED	164	5 065	1 753	846 UNDERWEAR KNITTED	23 585	124 820	44 078
621 MATERIALS OF RUBBER	239 554	118 833	41 832	847 TXTL CLTHNG ACCSRY NES	6 116	45 449	16 005
625 RUBBER TYRES, TUBES	255 059	164 130	57 657	848 HEADGEAR, NONTXTL CLOTHNG	7 755	65 815	22 958
628 RUBBER ARTICLES NES	42 015	73 267	25 810	851 FOOTWEAR	37 695	186 697	65 939
633 CORK MANUFACTURES	1 172	1 299	453	871 OPTICAL INSTRUMENTS	1 798	78 940	27 527
634 VENEERS, PLYWOOD, ETC	1 283 628	124 713	44 104	872 MEDICAL INSTRUMENTS NES	10 751	85 869	30 072
635 WOOD MANUFACTURES NES	391 963	80 893	28 538	873 METERS & COUNTERS NES	9 616	35 514	12 566
641 PAPER AND PAPERBOARD	4 388 060	742 916	261 588	874 MEASURING, CONTROLLING INSTR	37 900	500 100	175 489
642 ARTICLES OF PAPER ETC	2 032 700	612 799	216 046	881 PHOTO APPAR & EQUIPT NES	11 249	70 677	24 925
651 TEXTILE YARN AND THREAD	574 581	517 918	182 911	882 PHOTO, CINEMA SUPPLIES	59 512	130 522	46 273
652 COTTON FABRICS, WOVEN	177 726	286 665	101 012	883 DEVELOPED CINEMA FILM	155	1 291	453
653 WOVN MAN-MADE FIB FABRIC	177 090	299 235	105 258	884 OPTICAL GOODS NES	1 652	79 646	28 205
654 OTH WOVEN TEXTILE FABRIC	46 398	80 493	28 440	885 WATCHES AND CLOCKS	7 201	64 652	22 765
655 KNIT ETC FABRICS	53 597	110 344	38 934	892 PRINTED MATTER	425 354	302 990	106 519
656 LACE, RIBBONS, TULLE, ETC	7 122	25 180	8 870	893 ARTICLES OF PLASTIC NES	1 000 121	761 304	268 291
657 SPECIAL TEXTILE ETC PROD	176 077	181 879	64 116	894 TOYS, SPORTING GOODS, ETC	97 345	156 580	55 164
658 TEXTILE ARTICLES NES	95 935	124 597	43 886	895 OFFICE SUPPLIES NES	24 140	59 273	20 919
659 FLOOR COVERINGS ETC	146 542	134 509	47 453	896 WORKS OF ART ETC	318	23 668	8 478
661 CEMENT ETC BUILDING PROD	18 470 837	236 918	83 341	897 GOLD, SILVER WARE, JEWELRY	1 000	103 691	36 496
662 CLAY, REFRACTORY BLDG PRD	956 728	86 283	30 562	898 MUSICAL INSTRUMENTS, PTS	72 493	236 159	82 483
663 OTH NONMETAL MINERAL MFS	2 477 298	173 778	61 192	899 OTHER MANUFACTURED GOODS	68 203	119 766	42 213
664 GLASS	903 820	149 188	52 685	941 ZOO ANIMALS, PETS	334	1 177	420
665 GLASSWARE	1 935 705	193 503	68 252	951 WAR FIREARMS, AMMUNITION	2 382	10 351	3 604
666 POTTERY	99 269	64 637	22 787	961 COIN NONGOLD, NONCURRENT	6	447	155
667 PEARL, PREC., SEMI-P STONE	171	10 966	3 843	971 GOLD, NON MONETARY NES	168	53 253	18 728
671 PIG IRON ETC	368 881	36 168	12 810	972 GOLD COIN		1 675	602
672 IRON, STL PRIMARY FORMS	1 591 405	104 811	36 908				
673 IRON AND STEEL SHAPES	3 959 030	399 876	141 775	ITALY			
674 IRN, STL UNIV, PLATE, SHEET	3 447 611	465 463	163 913				
675 IRON, STEEL HOOP, STRIP	1 473 306	224 045	78 884	IMPORTS	89 292 882	34 173 069	12 054 329
676 RAILWAY RAILS ETC IRN, STL	335 297	40 892	14 407	001 LIVE ANIMALS	3 471	1 115	402
677 IRN, STL WIRE EXCL W ROD	550 744	90 706	31 914	011 MEAT FRESH, CHILLO, FROZEN	225 568	85 963	30 130
678 IRON, STL TUBES, PIPES, ETC	3 838 795	672 519	235 762	012 MEAT DRIED, SALTED, SMOKED	28 046	49 517	17 348
679 IRN, STL CASTINGS UNWORKE	166 959	57 493	20 221	014 MEAT PREPD, PRSVD, NES ETC	41 300	34 699	12 152
681 SILVER, PLATINUM, ETC	398	61 217	21 425	022 MILK AND CREAM	738	273	96
682 COPPER EXC CEMENT COPPER	473 611	289 330	102 005	023 BUTTER	1 058	721	262
683 NICKEL	42 494	62 873	22 601	024 CHEESE AND CURD	64 747	67 737	23 819
684 ALUMINIUM	781 374	467 362	165 003	025 EGGS, BIRDS, FRESH, PRSRVD	6 405	3 565	1 368
685 LEAD	61 531	29 325	10 363	034 FISH FRESH, CHILLED, FROZN	30 758	14 383	5 060
686 ZINC	129 455	39 570	13 946	035 FISH SALTED, DRIED, SMOKED	2371	165	59
687 TIN	12 368	40 192	13 202	036 SHELL FISH FRESH, FROZEN	8 308	4 864	1 704
689 NON-FER BASE METALS NES	14 387	37 461	13 135	037 FISH ETC PREPD PRSVD NES	15 499	11 679	4 117
691 STRUCTURES AND PARTS NES	635 319	245 314	86 135	041 WHEAT ETC UNMILLED	4 301	450	157
692 METAL TANKS, BOXES, ETC	538 671	206 956	72 717	042 RICE	415 228	57 001	19 942
693 WIRE PRODUCTS NON ELECTR	378 172	80 472	28 325	044 MAIZE UNMILLED	45 543	2 625	852
694 STL, COPPR NAILS, NUTS, ETC	289 424	178 210	62 724	045 CEREALS NES UNMILLED	7 251	2 226	778
695 TOOLS	113 816	289 030	101 377	046 WHEAT ETC MEAL OR FLOUR	55 949	5 662	1 999
696 CUTLERY	9 461	43 906	15 459	047 OTHER CEREAL MEALS, FLOUR	1 184	118	39
697 BASE MTL HOUSEHOLD EQUIP	140 531	161 780	56 853	048 CEREAL ETC PREPARATIONS	560 756	116 058	41 044
699 OTHER METAL MANUFACTURES	718 635	585 612	206 558	054 VEG ETC FRSH, SMPLY PRSVD	5 138 475	532 328	190 997
700 INDUSTRIAL PLANT, CHAP 84	19 644	18 007	6 664	056 VEGTBLES ETC PRSVD, PREPD	1 489 675	220 862	77 530
703 INDUSTRIAL PLANT, CHAP 85	233	766	276	057 FRUIT, NUTS, FRESH, DRIED	8 661 028	1 316 917	461 903
711 STEAM BOILERS & AUX PLNT	16 628	15 037	5 152	058 FRUIT PRESERVED, PREPARED	2 210 914	360 493	126 715
712 STEAM ENGINES, TURBINES	6 683	16 071	5 690	061 SUGAR AND MONEY	57 386	7 524	2 648
713 INTRNL COMBUS PISTN ENGN	165 548	277 051	97 171	062 SUGAR PREPS NON-COCOA	8 050	8 842	3 137
714 ENGINES & MOTORS NES	1 833	103 120	36 270	071 COFFEE AND SUBSTITUTES	13 950	20 987	7 394
716 ROTATING ELECTRIC PLANT	91 520	181 825	63 882	072 COCOA	23 109	15 616	5 415
718 OTH POWER GENERATG MACHY	18 007	89 731	30 556	073 CHOCOLATE AND PRODUCTS	91 419	55 490	19 457
721 AGRIC MACHY, EXC TRACTORS	180 821	154 280	54 526	075 SPICES	12 375	4 916	1 712
722 TRACTORS NON-ROAD	143 272	138 290	48 902	081 FEEDING STUFF FOR ANIMLS	262 154	8 882	3 217
723 CIVIL ENGINEERG EQUIP ETC	345 220	259 438	90 992	098 EDIBLE PRODUCTS, PREPS NES	250 784	91 753	32 500
724 TEXTILE, LEATHER MACHNRY	64 181	146 326	51 123	111 NON-ALCOHL BEVERAGES NES	72 864	8 203	2 902
725 PAPER ETC MILL MACHINERY	38 670	85 314	30 063	112 ALCOHOLIC BEVERAGES	4 390 016	569 736	199 932
726 PRINTG, BKBINDG MACHY, PTS	47 976	161 023	56 315	121 TOBACCO UNMNFCTRD, REFUSE	184 396	99 651	35 707
727 FOOD MACHRY NON-DOMESTIC	23 529	62 517	22 067	122 TOBACCO MFRS	710	1 242	437
728 OTH MACHY FOR SPCL INDUS	222 420	481 684	169 321	211 HIDES, SKINS, UNDRESSED	94 178	8 823	3 070
736 MACHINE TOOLS FOR METAL	87 637	211 392	74 582	212 FUR SKINS UNDRESSED	92	443	150
737 METALWORKING MACHNRY NES	57 029	70 487	24 563				

7 IMPORTS AND EXPORTS (SPECIAL TRADE) BY COUNTRIES OF PRODUCTION AND CONSUMPTION AND BY GROUPS OF THE SITC-REV. II 1984

GROUP DESCRIPTION	DT * 100 KG	1 000 DM	1 000 \$	GROUP DESCRIPTION	DT * 100 KG	1 000 DM	1 000 \$
222 SEEDS FOR SOFT/FIXED OIL	732	156	53	692 METAL TANKS, BOXES, ETC	34 815	25 046	8 817
223 SEEDS FOR OTH FIXED OILS	2 723	208	69	693 WIRE PRODUCTS NON ELECTR	98 047	16 950	6 044
232 NATURAL RUBBER, GUMS	2 772	1 181	428	694 STL COPPR NAILS, NUTS, ETC	504 096	200 519	70 732
233 RUBBER, SYNTHETIC, RECLAIMD	206 997	57 104	20 124	695 TOOLS	46 534	168 617	59 232
245 FUEL WOOD NES, CHARCOAL	12 401	978	351	696 CUTLERY	12 401	38 841	13 706
246 PULPWOOD, CHIPS, WOODWASTE	66 323	1 139	398	697 BASE MTL HOUSEHOLD EQUIP	246 103	257 404	90 823
247 OTH WOOD ROUGH, SQUARED	1 175	82	30	699 OTHER METAL MANUFACTURES	438 877	334 417	118 012
248 WOOD SHAPED	67 277	4 584	1 623	711 STEAM BOILERS & AUX PLNT	1 251	861	312
251 PULP AND WASTE PAPER	236 517	27 250	9 590	712 STEAM ENGINES, TURBINES	2 142	2 652	939
261 SILK	377	1 124	402	713 INTRNL COMBUS PISTN ENGN	65 026	135 464	47 662
263 COTTON	25 758	2 646	929	714 ENGINES & MOTORS NES	866	14 459	5 122
265 VEG FIBRE, EXCL COTN JUTE	1 605	1 375	486	716 ROTATING ELECTRIC PLANT	89 888	99 559	35 143
266 SYNTHETIC FIBRE TO SPIN	254 852	109 387	73 735	718 OTH POWER GENERATG MACHY	6 557	8 881	3 129
267 OTHER MAN-MADE FIBRES	11 120	3 657	1 314	721 AGRIC MACHY, EXC TRACTORS	96 953	68 729	24 410
268 WOOL (EXC TOPS), ANML HAIR	13 648	22 403	8 004	722 TRACTORS NON-ROAD	135 626	122 258	42 934
269 WASTE OF TEXTILE FABRICS	20 724	2 706	941	723 CIVIL ENGINEER EQUIP ETC	269 941	138 065	48 812
271 FERTILIZERS, CRUDE	15 192	478	170	724 TEXTILE, LEATHER MACHNRY	106 207	163 128	57 306
273 STONE, SAND AND GRAVEL	1 604 077	43 915	15 477	725 PAPER ETC MILL MACHINERY	13 244	31 065	10 901
274 SULPHUR ETC	-	-	-	726 PRINTG, BKBINDG MACHY, PTS	19 576	53 924	18 639
277 NATURAL ABRASIVES NES	129 003	3 259	1 143	727 FOOD MACHRY NON-DOMESTIC	11 150	30 815	10 742
278 OTHER CRUDE MINERALS	1 311 031	52 188	18 412	728 OTH MACHY FOR SPCL INDUS	190 962	284 910	100 338
282 IRON AND STEEL SCRAP	81 632	13 248	4 678	736 METALWORKING MACHNRY NES	68 995	158 473	55 575
287 BASE METAL ORES, CONC NES	1 456 668	77 471	27 054	737 METALWORKING MACHNRY NES	61 112	81 127	28 501
288 NONFERR METAL SCRAP NES	315 715	73 834	26 011	741 HEATING, COOLING EQUIPMNT	155 503	227 548	80 453
289 PREC METAL ORE, WASTE NES	255	5 579	2 051	742 PUMPS FOR LIQUIDS ETC	44 409	77 971	27 671
291 CRUDE ANIMAL MTRIALS NES	108 642	9 124	3 215	743 PUMPS NES, CENTRIFUGES ETC	178 784	183 204	64 719
292 CRUDE VEG MATERIALS NES	300 697	230 586	81 809	744 MECHANICAL HANDLING EQU	106 411	95 922	33 687
322 COAL, LIGNITE, PEAT	19 585	1 427	509	745 NONELEC MACHY, TOOLS NES	54 965	211 358	73 841
333 CRUDE PETROLEUM	2 243 263	143 980	50 454	749 NONELEC MACHY, ACC NES	335 941	547 283	192 845
334 PETROLEUM PRODUCTS, REFIN	3 245 101	257 119	87 709	751 OFFICE MACHINES	8 839	70 370	24 618
335 RESIDUAL PETRLM PROD NES	123 567	13 448	4 679	752 AUTOMATIC DATA PROC EQUIP	26 978	385 881	134 155
341 GAS NATURAL AND MANUFCTD	-	-	-	759 OFFICE & ADP MCH PTS, ACC	15 839	262 014	90 942
351 ELECTRIC ENERGY, MWH	13	4 888	1 725	761 TELEVISION RECEIVERS	14 193	41 528	14 792
411 ANIMAL OILS AND FATS	151 921	29 434	10 291	762 RADIO BROADCAST RECEIVRS	3 523	11 665	3 994
423 FIXED VEG OILS, SOFT	39 321	19 537	6 768	763 SOUND RECORDRS, PHONOGRPH	1 628	6 654	2 355
424 FIXED VEG OIL NONSOFT	16 402	6 045	2 109	764 TELECOM EQPT, PTS, ACC NES	35 077	135 787	47 850
431 PROCESD ANML VEG OIL, ETC	303 029	54 274	18 988	771 ELECTRIC POWER MACHY NES	12 252	26 932	9 433
511 HYDROCARBONS NES, DERIVS	179 250	27 538	9 726	772 SWITCHGEAR ETC & PTS NES	37 783	202 170	71 220
512 ALCOHOLS, PHENOLS, ETC	311 914	68 523	24 210	773 ELECTR DISTRIBUTING MACH	120 250	89 067	31 497
513 ORGANIC ACIDS, ETC	386 290	86 881	34 754	774 ELECTRO-MEDCL, XRAY EQUIP	4 629	28 646	10 101
514 NITROGEN-FUNCTN COMPOUNDS	154 922	109 395	38 659	775 HOUSEHOLD TYPE EQUIP NES	947 067	749 423	264 224
515 ORG-INORG COMPOUNDS ETC	39 981	54 871	19 558	776 TRANSISTORS, VALVES, ETC	187 857	644 356	163 208
516 OTHER ORGANIC CHEMICALS	226 243	46 347	16 363	778 ELECTRICAL MACHINERY NES	170 843	277 972	97 710
522 INORG ELEMNTS, OXIDES, ETC	348 402	53 106	18 803	781 PASS MOTOR VEH EXC BUSES	916 870	963 004	342 089
523 OTHR INORGANIC CHEMICALS	263 506	37 509	12 269	782 LORRIES, SPCL MTR VEH NES	181 022	141 617	49 592
524 RADIOACTIVE ETC MATERIAL	20	2 790	993	783 ROAD MOTOR VEHICLES NES	30 811	27 231	9 498
531 SYNT DYE, NAT INDOG, LAKES	20 435	18 438	6 484	784 MOTOR VEHCL PTS, ACC NES	841 316	751 440	265 118
532 DYES NES, TANNING PRODS	12 976	3 756	1 323	785 MOTOR & OTHER CYCLES ETC	184 187	198 181	70 910
533 PIGMENTS, PAINTS, ETC	104 420	37 318	13 114	786 VEH NES NONMOTR, TRAILERS	69 856	30 804	10 891
541 MEDICINAL ETC PRODUCTS	72 276	198 910	70 471	791 RAILWAY VEHICLES	9 799	2 538	906
551 ESSENTL OIL, PERFUME, ETC	11 999	11 033	3 953	792 AIRCRAFT	1 374	202 957	71 576
553 PERFUMERY, COSMETICS, ETC	55 732	52 920	18 873	793 SHIPS AND BOATS	11 287	18 243	6 641
554 SOAPS, CLEANING ETC PREPS	69 016	19 005	6 722	812 PLUMBGG, HEATING, LGHTNG EQU	455 235	265 935	93 796
562 FERTILIZERS MANUFACTURED	1 044 684	36 079	12 504	821 FURNITURE	1 031 343	899 186	317 274
572 EXPLOSIVES, PYROTECH PROD	6 679	7 597	2 654	831 TRAVEL GOODS, HANDBAGS	47 830	255 248	90 082
582 PROD OF CONDENSATION ETC	771 709	230 391	81 255	842 MENS OUTERWEAR NOT KNIT	100 320	623 122	219 324
583 PROD OF POLYMERIZING ETC	2 328 924	662 379	242 383	843 WOMENS OUTERWEAR NONKNIT	92 719	771 372	272 520
584 CELLULOSE DERIVATIVES ETC	19 189	15 216	5 388	844 UNDERWEAR NOT KNIT	3 625	46 834	16 709
585 PLASTIC MATERIALS NES	61 229	12 423	4 435	845 UNDERWEAR KNIT NONELASTC	248 546	1 879 359	659 669
591 PESTICIDES, DISINFECTANTS	12 318	17 954	6 410	846 UNDERWEAR KNITTED	60 094	340 993	122 040
592 STARCH, INULIN, GLUTEN, ETC	57 261	10 518	3 689	847 TXTL CLTHNG ACCESSRYS NES	60 384	247 387	87 613
598 MISC CHEMICAL PRODS NES	265 724	89 673	31 714	848 HEADGEAR, NONTXTL CLOTHNG	29 358	303 816	107 065
611 LEATHER	128 042	804 562	284 152	851 FOOTWEAR	609 153	2 287 774	809 961
612 LEATHER ETC MANUFACTURES	56 717	100 618	35 478	871 OPTICAL INSTRUMENTS	612	3 959	1 379
613 FUR SKINS TANNED, DRESSED	3 395	20 843	7 437	872 MEDICAL INSTRUMENTS NES	12 348	42 133	14 903
621 MATERIALS OF RUBBER	126 837	92 384	32 993	873 METERS & COUNTERS NES	1 022	3 662	1 288
623 RUBBER TYRES, TUBES	261 080	212 391	74 664	874 MEASURING, CONTROLLNG INSTR	41 528	187 808	66 264
628 RUBBER ARTICLES NES	68 530	123 847	43 635	881 PHOTO APPAR & EQUIPT NES	12 131	48 557	17 164
633 CORK MANUFACTURES	911	1 102	392	882 PHOTO, CINEMA SUPPLIES	21 181	79 110	28 052
634 VENEERS, PLYWOOD, ETC	456 157	140 600	49 813	883 DEVELOPED CINEMA FILM	722	8 106	2 822
635 WOOD MANUFACTURES NES	185 883	150 406	52 986	884 OPTICAL GOODS NES	2 532	63 098	22 320
641 PAPER AND PAPERBOARD	2 562 999	487 053	171 537	885 WATCHES AND CLOCKS	3 013	21 720	7 607
642 ARTICLES OF PAPER ETC	314 037	100 632	35 476	892 PRINTED MATTER	196 799	129 576	45 517
651 TEXTILE YARN AND THREAD	592 586	815 817	288 748	893 ARTICLES OF PLASTIC NES	470 007	310 730	109 832
652 COTTON FABRICS, WOVEN	67 526	223 493	78 338	894 TOYS, SPORTING GOODS, ETC	120 279	171 618	60 416
653 WOYN MAN-MADE FIB FABRIC	121 681	310 087	108 934	895 OFFICE SUPPLIES NES	26 494	42 476	14 925
654 OTH WOVEN TEXTILE FABRIC	158 016	663 621	234 783	896 WORKS OF ART ETC	1 747	18 284	6 586
655 KNIT ETC FABRICS	105 665	217 816	76 787	897 GOLD, SILVER WARE, JEWELRY	905	214 118	75 010
656 LACE, RIBBONS, TULLE, ETC	18 230	33 065	11 735	898 MUSICAL INSTRUMENTS, PTS	38 801	103 558	36 401
657 SPECIAL TEXTILE ETC PROD	126 992	233 729	83 361	899 OTHER MANUFACTURED GOODS	64 314	98 651	34 969
658 TEXTILE ARTICLES NES	30 950	57 238	20 281	941 ZOO ANIMALS, PETS	590	407	149
659 FLOOR COVERINGS ETC	18 077	15 607	5 456	951 WAR FIREARMS, AMMUNITION	1 153	6 972	2 469
661 CEMENT ETC BUILDING PROD	5 097 085	406 745	142 986	961 COIN NONGOLD, NONCURRENT	8	901	318
662 CLAY, REFRACTORY BLDG PRD	6 847 833	594 765	211 368	971 GOLD, NON MONETARY NES	2	1 513	524
663 OTH NONMETAL MINERAL MFS	1 063 389	127 679	45 079				
664 GLASS	648 841	161 595	56 953	EXPORTS	133 433 085	37 662 952	13 256 707
665 GLASSWARE	366 095	110 024	36 100				
666 POTTERY	188 806	101 919	36 026	001 LIVE ANIMALS	580 085	132 101	109 060
667 PEARL, PREC-, SEMI-P STONE	41	607	209	011 MEAT FRESH, CHILLO, FROZEN	1 581 385	1 083 766	381 118
671 PIG IRON ETC	169 763	30 051	10 495	012 MEAT DRIED, SALTED, SMOKED	1 685	2 255	789
672 IRON, STL PRIMARY FORMS	901 360	89 052	31 416	014 MEAT PREPD, PRSVD, NES ETC	6 983	6 517	2 312
673 IRON AND STEEL SHAPES	8 455 099	767 248	272 311	022 MILK AND CREAM	16 184 568	1 498 363	525 580
674 IRN, STL UNIV, PLATE, SHEET	2 114 613	310 098	109 490	023 BUTTER	239 551	163 397	57 312
675 IRON, STEEL HOOP, STRIP	323 847	37 210	13 118	024 CHEESE AND CURD	1 471 451	969 794	340 452
676 RAILWAY RAILS ETC IRN, STL	1 350	258	91	025 EGGS, BIRDS, FRESH, PRSVD	199 538	50 122	17 712
677 IRN, STL WIRE EXCL W ROD	238 551	46 083	16 184	034 FISH FRESH, CHILLED, FROZN	45 050	38 350	13 596
678 IRON, STL TUBES, PIPES, ETC	1 944 067	295 636	104 269	035 FISH SALTED, DRIED, SMOKED	1 103	1 125	402
679 IRN, STL CASTINGS UNWORKE	25 918	6 948	2 441	036 SHELL FISH FRESH, FROZEN	16 987	3 859	1 351
681 SILVER, PLATINUM, ETC	8	27 832	10 322	037 FISH ETC PREPD PRSVD NES	66 399	41 792	14 772
682 COPPER EXC CEMENT COPPER	200 985	120 439	42 572	041 WHEAT ETC UNMILLED	128 588	6 749	2 374
683 NICKEL	1 169	2 869	1 022	043 BARLEY UNMILLED	46 736	2 459	869
684 ALUMINIUM	344 125	214 136	75 891	044 MAIZE UNMILLED	1 109	292	113
686 ZINC	84 220	21 761	7 635	045 CEREALS NES UNMILLED	5 791	269	89
689 NON-FER BASE METALS NES	34 890	24 822	8 800	048 CEREAL ETC PREPARATIONS	330 921	121 668	42 828
691 STRUCTURES AND PARTS NES	126 440	51 396	17 987	054 VEG ETC FRSH, SMPLY PRSVD	514 051	32 151	11 395

7 IMPORTS AND EXPORTS (SPECIAL TRADE) BY COUNTRIES OF PRODUCTION AND CONSUMPTION AND BY GROUPS OF THE SITC-REV. II 1984

GROUP DESCRIPTION	DT * 100 KG	1 000 DM	1 000 \$	GROUP DESCRIPTION	DT * 100 KG	1 000 DM	1 000 \$
056 VEGETABLES ETC PRSD,PREPO	96 316	43 877	15 472	666 POTTERY	141 510	149 278	52 573
057 FRUIT,NUTS,FRESH,DRIED	85 868	24 445	8 698	667 PEARL,PREC-,SEMI-P STONE	200	15 904	5 677
058 FRUIT PRESERVED,PREPARED	136 240	36 047	12 766	671 PIG IRON ETC	972 140	94 323	33 121
061 SUGAR AND HONEY	1 533 341	230 487	81 544	672 IRON,STL PRIMARY FORMS	4 550 056	347 130	121 824
062 SUGAR PREPS NON-COCOA	24 247	13 041	4 580	673 IRON AND STEEL SHAPES	1 486 351	176 459	61 805
071 COFFEE AND SUBSTITUTES	2 038	4 529	1 604	674 IRN,STL UNIV,PLATE,SHEET	2 124 726	306 134	107 712
072 COCOA	71 748	48 863	17 009	675 IRON,STEEL HOOP,STRIP	738 315	123 212	43 462
073 CHOCOLATE AND PRODUCTS	66 099	49 496	17 182	676 RAILWAY RAILS ETC IRN,STL	674 228	27 958	9 906
074 TEA AND MATE	951	1 362	478	677 IRN,STL WIRE EXCL W ROD	89 837	19 266	6 803
075 SPICES	2 914	4 660	1 633	678 IRON,STL TUBES,PIPES,ETC	965 465	176 599	61 704
081 FEEDING STUFF FOR ANIMALS	347 907	50 521	17 757	679 IRN,STL CASTINGS UNWORKED	39 287	10 279	3 606
091 MARGARINE AND SHORTENING	68 598	19 260	6 751	681 SILVER,PLATINUM,ETC	950	65 806	23 465
098 EDIBLE PRODUCTS,PREPS NES	91 245	46 374	16 504	682 COPPER EXC CEMENT COPPER	553 668	341 849	120 905
111 NON-ALCOHOL BEVERAGES NES	38 405	5 274	1 892	683 NICKEL	8 069	22 008	7 701
112 ALCOHOLIC BEVERAGES	767 133	103 444	36 942	684 ALUMINIUM	1 245 219	645 584	228 556
121 TOBACCO UNMNFCTD,REFUSE	548	240	77	685 LEAD	290 110	41 394	14 621
122 TOBACCO MFERS	189 822	547 609	192 800	686 ZINC	373 207	109 605	39 108
211 HIDES,SKINS,UNDRESSED	493 330	239 205	84 281	687 TIN	2 249	6 923	2 433
212 FUR SKINS UNDESSED	309	10 134	3 723	688 URANIUM,THORIUM,ALLOYS	10	138	44
222 SEEDS FOR SOFT-FIXED OIL	120 190	16 317	5 453	689 NON-FER BASE METALS NES	8 774	6 633	2 354
223 SEEDS FOR OTH FIXED OILS	7 338	1 194	413	691 STRUCTURES AND PARTS NES	71 865	42 654	15 023
232 NATURAL RUBBER,GUMS	2 756	954	340	692 METAL TANKS,BOXES,ETC	47 279	28 085	9 904
233 RUBBER,SYNTHETIC,RECLAIMED	396 247	109 541	38 846	693 WIRE PRODUCTS NON ELECTR	53 344	28 702	10 150
245 FUEL WOOD NES,CHARCOAL	1 133	361	121	694 STL,COPPR NAILS,NUTS,ETC	54 073	51 563	18 195
246 PULPWOOD,CHIPS,WOODWASTE	573 700	12 585	4 371	695 TOOLS	53 228	193 592	68 276
247 OTH WOOD ROUGH,SQUARED	2 024 829	49 014	17 257	696 CUTLERY	17 662	62 836	22 198
248 WOOD SHAPED	967 608	52 722	18 599	697 BASE MTL HOUSEHOLD EQUIP	95 341	172 489	60 657
251 PULP AND WASTE PAPER	1 246 335	52 968	18 751	699 OTHER METAL MANUFACTURES	220 586	260 348	91 874
261 SILK	807	4 959	1 753	700 INDUSTRIAL PLANT,CHAP 84	753	1 267	411
263 COTTON	91 194	33 810	12 029	703 INDUSTRIAL PLANT,CHAP 85	244	222	81
265 VEG FIBRE,EXCL COTN JUTE	1 190	1 075	376	711 STEAM BOILERS & AUX PLNT	1 416	2 850	1 007
266 SYNTHETIC FIBRE TO SPIN	600 155	258 454	91 599	712 STEAM ENGINES,TURBINES	1 642	7 944	2 841
267 OTHER MAN-MADE FIBRES	247 077	74 788	26 313	713 INTNL COMBUS PISTN ENGN	97 930	319 747	112 491
268 WOOL(EXC TOPS),ANML HAIR	54 073	62 786	21 976	714 ENGINES & MOTORS NES	1 079	56 182	20 059
269 WASTE OF TEXTILE FABRICS	418 608	43 847	15 470	716 ROTATING ELECTRIC PLANT	72 807	166 016	58 416
271 FERTILIZERS,CRUDE	29 885	519	180	718 OTH POWER GENERATG MACHY	11 473	35 427	12 495
273 STONE,SAND AND GRAVEL	1 268 090	13 959	4 909	721 AGRIC MACHY,EXC TRACTORS	73 639	79 322	28 261
274 SULPHUR ETC	66 214	2 539	904	722 TRACTORS NON-ROAD	53 188	52 539	18 606
277 NATURAL ABRASIVES NES	22	1 941	651	723 CIVIL ENGINEER EQUIP ETC	169 118	134 211	47 030
278 OTHER CRUDE MINERALS	8 736 320	88 461	31 172	724 TEXTILE,LEATHER MACHNRY	115 974	447 465	157 488
282 IRON AND STEEL SCRAP	16 703 088	499 394	175 790	725 PAPER ETC MILL MACHINERY	21 560	63 036	22 102
287 BASE METAL ORES,CONC NES	248 590	24 853	8 761	726 PRINTG,BKBDNG MACHY,PTS	59 682	202 622	71 006
288 NONFERR METAL SCRAP NES	736 776	167 161	59 208	727 FOOD MACHY NON-DOMESTIC	7 981	28 083	9 770
291 CRUDE ANIMAL MTRIALS NES	70 751	26 411	9 268	728 OTH MACHY FOR SPCL INDUS	115 740	311 702	109 781
292 CRUDE VEG MATERIALS NES	55 135	43 147	15 155	736 MACHINE TOOLS FOR METAL	113 891	283 296	99 623
322 COAL,LIGNITE,PEAT	19 941 684	327 974	115 520	737 METALWORKING MACHNRY NES	32 046	69 171	24 397
323 BRIQUETS,COKE,SEMI-COKE	1 061 105	32 019	11 290	741 HEATING,COOLING EQUIPMNT	58 556	141 372	49 395
334 PETROLEUM PRODUCTS,REFIN	822 723	106 973	38 151	742 PUMPS FOR LIQUIDS ETC	62 229	275 861	96 954
335 RESIDUAL PETRLM PROD NES	742 284	60 058	21 170	743 PUMPS NES,CENTRIFUGES ETC	82 317	216 724	76 273
341 GAS NATURAL AND MANUFCTO				744 MECHANICAL HANDLING EQU	132 473	183 187	64 862
351 ELECTRIC ENERGY, MWH	2 610 250	169 360	60 303	745 NONELEC MACHY,TOOLS NES	51 394	204 074	71 564
411 ANIMAL OILS AND FATS	2 198	584	205	749 NONELEC MACH PTS,ACC NES	305 289	764 310	269 897
423 FIXED VEG OILS,SOFT	548 424	113 346	39 574	751 OFFICE MACHINES	18 695	123 828	43 718
424 FIXED VEG OIL NONSOFT	254 861	74 580	26 445	752 AUTOMATIC DATA PROC EQUIP	36 020	577 156	202 334
431 PROCESD ANML VEG OIL,ETC	264 129	66 078	23 312	759 OFFICE & ADP MCH PTS,ACC	11 329	319 325	111 740
511 HYDROCARBONS NES,DERIVS	1 561 828	215 840	76 577	761 TELEVISION RECEIVERS	185 410	571 157	199 717
512 ALCOHOLS,PHENOLS,ETC	1 061 154	208 817	73 736	762 RADIO BROADCAST RECEIVRS	12 979	65 596	23 163
513 ORGANIC ACIDS,ETC	1 031 620	243 932	86 022	763 SOUND RECORDRS,PHONOGRPH	9 395	96 657	33 561
514 NITROGEN-FUNCTN COMPOUNDS	612 765	310 563	109 460	764 TELECOM EQPT,PTS,ACC NES	30 104	259 266	90 958
515 ORG-INORG COMPOUNDS ETC	304 832	315 697	111 366	771 ELECTRIC POWER MACHY NES	23 556	89 936	31 674
516 OTHER ORGANIC CHEMICALS	519 362	146 947	51 812	772 SWITCHGEAR ETC & PTS NES	78 301	612 984	215 711
522 INORG ELEMNTS,OXIDES,ETC	1 171 321	171 327	60 411	773 ELECTR DISTRIBUTING MACH	45 801	59 582	21 070
523 OTHR INORGANIC CHEMICALS	1 022 096	147 641	52 034	774 ELECTRO-MEDCL,XRAY EQUIP	3 161	68 473	24 121
524 RADIOACTIVE ETC MATERIAL	48	20 132	7 098	775 HOUSEHOLD TYPE EQUIP NES	169 794	245 675	86 400
531 SYNT DYE,NAT INDOGO,LAKES	132 636	249 598	88 358	776 TRANSISTORS,VALVES,ETC	76 050	573 158	201 072
532 DYES NES,TANNING PRODS	199 485	46 484	16 382	778 ELECTRICAL MACHINERY NES	339 784	557 497	196 620
533 PIGMENTS,PAINTS,ETC	476 674	270 085	95 139	781 PASS MOTOR VEH EXC BUSES	2 158 289	3 597 731	1 259 247
541 MEDICINAL ETC PRODUCTS	83 863	573 323	203 178	782 LORRIES,SPCL MTR VEH NES	412 271	391 688	137 039
551 ESSENTIAL OIL,PERFUME,ETC	11 459	27 535	9 775	783 ROAD MOTOR VEHICLES NES	44 260	71 211	24 896
553 PERFUMERY,COSMETICS,ETC	57 153	70 406	24 919	784 MOTOR VEHCL PTS,ACC NES	672 119	987 564	347 928
554 SOAPS,CLEANING ETC PREPS	467 346	144 352	50 934	785 MOTOR & OTHER CYCLES ETC	35 075	55 183	19 505
562 FERTILIZERS MANUFACTURED	2 221 136	94 161	33 495	786 VEH NES NONMOTR,TRAILERS	69 195	51 600	18 253
572 EXPLOSIVES,PYROTECH PROD	18 040	24 176	8 345	791 RAILWAY VEHICLES	66 205	34 036	12 045
582 PROD OF CONDENSATION ETC	1 339 413	627 199	221 400	792 AIRCRAFT	3 334	393 936	139 069
583 PROD OF POLYMERIZING ETC	4 043 252	1 077 675	380 486	793 SHIPS AND BOATS	10 246	45 234	16 381
584 CELLULOSE DERIVATIVES ETC	140 244	104 548	36 837	812 PLUMBING,HEATING,LGHTNG EQU	46 953	59 907	21 137
585 PLASTIC MATERIALS NES	91 155	22 236	7 832	821 FURNITURE	122 797	118 382	41 697
591 PESTICIDES,DISINFECTANTS	145 662	110 411	39 066	831 TRAVEL GOODS,HANDBAGS	3 059	7 883	2 788
592 STARCH,INULIN,GLUTEN,ETC	199 475	60 972	21 520	842 MENS OUTERWEAR NOT KNIT	6 676	43 502	15 462
598 MISC CHEMICAL PRODS NES	2 099 425	640 366	226 079	843 WOMENS OUTERWEAR NONKNIT	2 361	31 013	10 925
611 LEATHER	61 054	61 218	21 632	844 UNDERWEAR NOT KNIT	1 124	1 268	451
612 LEATHER ETC MANUFACTURES	3 994	11 098	3 920	845 UNDERWEAR KNIT NONELASTC	2 407	19 868	6 979
613 FUR SKINS TANNED,DRESSED	852	29 080	10 356	846 UNDERWEAR KNITTED	3 419	27 360	9 616
621 MATERIALS OF RUBBER	59 078	45 429	16 013	847 TATL CLTHNG ACCESSRYS NES	2 391	20 717	7 180
625 RUBBER TYRES,TUBES	265 454	161 695	56 900	848 HEADGEAR,NONTXTL CLOTHNG	4 220	34 837	12 046
628 RUBBER ARTICLES NES	19 899	57 878	20 380	851 FOOTWEAR	5 983	28 928	10 372
633 CORK MANUFACTURES	642	1 406	493	871 OPTICAL INSTRUMENTS	1 335	34 222	12 118
634 VENEERS,PLYWOOD,ETC	687 391	57 921	20 414	872 MEDICAL INSTRUMENTS NES	15 508	120 416	42 077
635 WOOD MANUFACTURES NES	83 509	20 441	7 206	873 METERS & COUNTERS NES	2 252	13 632	4 802
641 PAPER AND PAPERBOARD	2 727 546	524 060	184 209	874 MEASURING,CONTROLING INSTR	28 823	515 701	182 022
642 ARTICLES OF PAPER ETC	421 784	182 158	64 475	881 PHOTO APPAR & EQUIPT NES	12 896	101 532	35 978
651 TEXTILE YARN AND THREAD	551 179	660 864	231 635	882 PHOTO,CINEMA SUPPLIES	64 968	161 928	57 301
652 COTTON FABRICS,WOVEN	138 974	238 447	83 707	883 DEVELOPED CINEMA FILM	41	756	258
653 WOVN MAN-MADE FIB FABRIC	60 648	128 014	45 200	884 OPTICAL GOODS NES	1 536	58 042	20 448
654 OTH WOVN TEXTILE FABRIC	10 722	43 205	15 227	885 WATCHES AND CLOCKS	11 801	93 292	32 798
655 KNIT ETC FABRICS	21 358	36 272	12 802	892 PRINTED MATTER	139 654	137 062	48 261
656 LACE,RIBBONS,TULLE,ETC	7 053	27 780	9 801	893 ARTICLES OF PLASTIC NES	200 963	210 328	74 189
657 SPECIAL TEXTILE ETC PROD	145 442	193 605	68 252	894 TOYS,SPORTING GOODS,ETC	43 952	97 974	34 413
658 TEXTILE ARTICLES NES	22 812	38 527	13 604	895 OFFICE SUPPLIES NES	18 464	65 024	23 042
659 FLOOR COVERINGS ETC	46 356	50 628	17 898	896 WORKS OF ART ETC	154	29 599	10 946
661 CEMENT ETC BUILDING PROD	53 563	6 300	2 197	897 GOLD,SILVER WARE,JEWELRY	181	17 705	6 269
662 CLAY,REFRACTORY BLDG PRO	693 641	79 086	27 857	898 MUSICAL INSTRUMENTS,PTS	28 797	146 747	51 822
663 OTH NONMETAL MINERAL MFS	579 009	170 581	60 667	899 OTHER MANUFACTURED GOODS	16 511	63 470	22 346
664 GLASS	777 195	152 964	53 968	941 ZOO ANIMALS,PETS	407	1 688	596
665 GLASSWARE	162 945	66 997	23 566	951 WAR FIREARMS,AMMUNITION	648	3 808	1 367

7 IMPORTS AND EXPORTS (SPECIAL TRADE) BY COUNTRIES OF PRODUCTION AND CONSUMPTION AND BY GROUPS OF THE SITC-REV. II 1984

GROUP DESCRIPTION	DT = 100 KG	1 000 DM	1 000 \$	GROUP DESCRIPTION	DT = 100 KG	1 000 DM	1 000 \$
961 COIN NONGOLD, NONCURRENT	2	443	157	613 FUR SKINS TANNED, DRESSED	1 140	28 364	9 981
971 GOLD, NON MONETARY NES	102	49 898	17 597	621 MATERIALS OF RUBBER	53 161	47 229	16 684
UNTD KINGDOM				625 RUBBER TYRES, TUBES	273 951	183 029	64 485
IMPORTS	239 470 067	33 285 516	11 693 996	628 RUBBER ARTICLES NES	20 264	49 450	17 461
001 LIVE ANIMALS	15 123	7 961	2 791	633 CORK MANUFACTURES	1 640	1 734	612
011 MEAT FRESH, CHILLED, FROZEN	487 603	233 203	81 913	634 VENEERS, PLYWOOD, ETC	20 040	5 711	2 029
012 MEAT DRIED, SALTED, SMOKED	353	330	117	635 WOOD MANUFACTURES NES	19 014	6 638	2 351
014 MEAT PREPD, PRSVD, NES ETC	3 206	2 249	779	641 PAPER AND PAPERBOARD	686 738	199 164	70 298
022 MILK AND CREAM	48 030	10 596	3 709	642 ARTICLES OF PAPER ETC	95 575	54 169	19 105
023 BUTTER	9 923	7 208	2 601	651 TEXTILE YARN AND THREAD	180 694	203 395	71 985
024 CHEESE AND CURD	11 254	7 447	2 600	652 COTTON FABRICS, WOVEN	25 039	35 115	12 328
025 EGGS, BIRDS, FRESH, PRSVD	19 123	8 948	3 156	653 WOVN MAN-MADE FIB FABRIC	26 540	29 375	10 434
034 FISH FRESH, CHILLED, FROZN	107 444	21 557	7 604	654 OTH WOVEN TEXTILE FABRIC	21 029	69 989	24 694
035 FISH SALTED, DRIED, SMOKED	482	382	130	655 KNIT ETC FABRICS	13 518	28 695	10 125
036 SHELL FISH FRESH, FROZEN	3 427	6 972	2 448	656 LACE, RIBBONS, TULLE, ETC	3 265	10 548	3 730
037 FISH ETC PREPD PRSVD NES	5 371	5 666	2 012	657 SPECIAL TEXTILE ETC PROD	36 614	55 499	19 503
041 WHEAT ETC UNMILLED	2 965 625	146 369	53 049	658 TEXTILE ARTICLES NES	12 509	24 378	8 574
042 RICE	1 721	520	181	659 FLOOR COVERINGS ETC	21 137	28 018	9 863
043 BARLEY UNMILLED	1 395 032	78 040	28 488	661 CEMENT ETC BUILDING PROD	37 609	6 596	2 297
045 CEREALS NES UNMILLED	1 081	899	320	662 CLAY, REFRACTORY BLDG PRD	246 241	25 386	8 941
046 WHEAT ETC MEAL OR FLOUR	2 477	267	94	663 OTH NONMETAL MINERAL MFS	125 589	95 491	33 669
048 CEREAL ETC PREPARATIONS	557 476	70 710	25 091	664 GLASS	193 099	53 280	18 825
054 VEG ETC FRSH, SMPLY PRSVD	270 134	22 849	7 985	665 GLASSWARE	56 841	23 544	8 245
056 VEGTBLES ETC PRSVD, PREPD	34 884	8 012	2 829	666 POTTERY	100 822	62 141	21 984
057 FRUIT, NUTS, FRESH, DRIED	9 400	1 726	598	667 PEARL, PREC., SEMI-P STONE	42	7 109	2 521
058 FRUIT PRESERVED, PREPARED	54 738	21 251	7 501	671 PIG IRON ETC	98 693	59 974	20 991
061 SUGAR AND HONEY	46 485	5 522	1 938	672 IRON, STL PRIMARY FORMS	1 446 017	272 691	95 560
062 SUGAR PREPS NON-COCOA	36 328	18 558	6 547	673 IRON AND STEEL SHAPES	1 285 848	125 896	44 503
071 COFFEE AND SUBSTITUTES	12 644	18 758	6 456	674 IRN, STL UNIV, PLATE, SHEET	1 467 201	217 316	76 539
072 COCOA	2 121	1 310	457	675 IRON, STEEL HOOP, STRIP	138 688	31 954	11 221
073 CHOCOLATE AND PRODUCTS	33 887	21 981	7 659	676 RAILWAY RAILS ETC IRN, STL	3 499	561	199
074 TEA AND MATE	3 317	4 542	1 582	677 IRN, STL WIRE EXCL W ROD	35 609	10 784	3 757
075 SPICES	4 407	2 079	720	678 IRON, STL TUBES, PIPES, ETC	369 642	78 938	27 671
081 FEEDING STUFF FOR ANIMLS	162 183	47 315	16 598	679 IRN, STL CASTINGS UNWORKE	32 040	5 789	2 043
098 EDIBLE PRODUCTS, PREPS NES	59 815	24 491	8 632	681 SILVER, PLATINUM, ETC	536	192 297	68 671
111 NON-ALCOHL BEVERAGES NES	7 528	440	155	682 COPPER EXC CEMENT COPPER	209 338	109 522	38 946
112 ALCOHOLIC BEVERAGES	166 311	114 003	39 719	683 NICKEL	61 751	109 906	38 686
121 TOBACCO UNMNFCTRD, REFUSE	551	191	66	684 ALUMINIUM	734 195	344 015	121 973
122 TOBACCO MFRS	2 821	7 544	2 655	685 LEAD	640 506	100 879	35 794
211 HIDES, SKINS, UNDRESSED	62 287	30 706	10 870	686 ZINC	27 729	7 776	2 756
212 FUR SKINS UNDRESSED	1 383	52 847	19 125	687 TIN	11 742	39 359	13 983
222 SEEDS FOR SOFT, FIXED OIL	725 273	83 262	28 995	689 NON-FER BASE METALS NES	14 024	29 652	10 345
223 SEEDS FOR OTH FIXED OILS	3 180	370	133	691 STRUCTURES AND PARTS NES	130 311	52 055	18 593
232 NATURAL RUBBER, GUMS	1 429	468	171	692 METAL TANKS, BOXES, ETC	53 256	29 014	10 152
233 RUBBER, SYNTHETIC, RECLAIMD	228 846	89 511	31 885	693 WIRE PRODUCTS NON ELECTR	8 289	6 360	2 253
246 PULPWOOD, CHIPS, WOODWASTE	24 897	164	57	694 STL, COPPR NAILS, NUTS, ETC	32 410	34 164	12 040
247 OTH WOOD ROUGH, SQUARED	49 014	3 424	1 233	695 TOOLS	23 450	92 501	32 784
248 WOOD SHAPED	1 724	205	70	696 CUTLERY	7 536	25 484	8 844
251 PULP AND WASTE PAPER	422 458	23 779	8 425	697 BASE MTL HOUSEHOLD EQUIP	9 706	15 507	5 426
261 SILK	128	604	214	699 OTHER METAL MANUFACTURES	145 163	166 104	58 395
263 COTTON	15 334	5 142	1 814	711 STEAM BOILERS & AUX PLNT	2 510	1 039	349
265 VEG FIBRE, EXCL COTN JUTE	681	568	204	712 STEAM ENGINES, TURBINES	337	1 335	473
266 SYNTHETIC FIBRE TO SPIN	60 642	25 888	9 089	713 INTRNL COMBUS PISTN ENGN	479 952	748 109	263 782
267 OTHER MAN-MADE FIBRES	59 274	26 990	9 485	714 ENGINES & MOTORS NES	4 146	220 886	77 544
268 WOOL (EXC TOPS), ANML HAIR	30 668	43 237	15 274	716 ROTATING ELECTRIC PLANT	68 465	52 964	18 692
269 WASTE OF TEXTILE FABRICS	5 938	633	222	718 OTH POWER GENERATG MACHY	6 655	17 485	6 158
273 STONE, SAND AND GRAVEL	1 463 815	4 158	1 450	721 AGRIC MACHY, EXC TRACTORS	14 008	20 720	7 398
277 NATURAL ABRASIVES NES	120	3 890	1 371	722 TRACTORS NON-ROAD	22 082	22 221	7 771
278 OTHER CRUDE MINERALS	6 067 183	123 162	43 362	723 CIVIL ENGINEERG EQUIP ETC	77 662	75 575	26 576
282 IRON AND STEEL SCRAP	2 201 149	71 776	25 091	724 TEXTILE, LEATHER MACHNRY	18 287	48 316	17 054
287 BASE METAL ORES, CONC NES	17 835	16 747	5 892	725 PAPER ETC MILL MACHINERY	17 071	20 962	7 320
288 NONFERR METAL SCRAP NES	1 342 817	315 510	111 311	726 PRINTG, BKBINDG MACHY, PTS	12 601	41 775	14 573
289 PREC METAL ORE, WASTE NES	831	35 150	12 040	727 FOOD MACHRY NON-DOMESTIC	1 914	6 450	2 279
291 CRUDE ANIMAL MTRIALS NES	12 215	9 597	3 374	728 OTH MACHY FOR SPCL INDUS	50 192	146 531	51 300
292 CRUDE VEG MATERIALS NES	27 117	9 770	3 373	736 MACHINE TOOLS FOR METAL	32 261	97 030	33 696
322 COAL, LIGNITE, PEAT	1 714 698	19 780	7 277	737 METALWORKING MACHNRY NES	30 808	27 534	9 688
323 BRIQUETS, COKE, SEMI-COKE	148 241	2 416	891	741 HEATING, COOLING EQUIPMT	32 517	66 329	23 323
333 CRUDE PETROLEUM	178 084 786	11 264 546	3 956 626	742 PUMPS FOR LIQUIDS ETC	20 364	50 072	17 564
334 PETROLEUM PRODUCTS, REFIN	15 102 342	1 109 435	387 426	743 PUMPS NES, CENTRIFUGES ETC	47 340	136 244	47 931
335 RESIDUAL PETRLM PROD NES	1 112 893	95 062	33 099	744 MECHANICAL HANDLING EQU	43 910	56 014	19 675
341 GAS NATURAL AND MANUFCTD				745 NONELEC MACHY, TOOLS NES	14 911	83 720	29 359
411 ANIMAL OILS AND FATS	30 692	6 831	2 420	749 NONELEC MACH PTS, ACC NES	166 181	314 063	110 329
423 FIXED VEG OILS, SOFT	18 798	3 934	1 441	751 OFFICE MACHINES	12 702	78 590	27 778
424 FIXED VEG OIL NONSOFT	3 892	1 285	438	752 AUTOMATIC DATA PROC EQUIP	60 584	1 186 297	413 199
431 PROCESD ANML VEG OIL, ETC	95 218	16 208	5 681	759 OFFICE & ADP MCH PTS, ACC	21 453	428 758	150 515
511 HYDROCARBONS NES, DERIVS	2 368 565	252 481	87 291	761 TELEVISION RECEIVERS	13 221	37 646	13 188
512 ALCOHOLS, PHENOLS, ETC	2 663 914	229 910	81 250	762 RADIO BROADCAST RECEIVRS	2 195	7 009	2 485
513 ORGANIC ACIDS, ETC	667 715	143 756	50 716	763 SOUND RECORDRS, PHONOGRPH	16 641	144 760	49 713
514 NITROGEN-FUNCTN COMPOUNDS	236 942	805 231	283 310	764 TELECOM EQPT, PTS, ACC NES	20 183	159 391	56 236
515 ORG-INORG COMPOUNDS ETC	77 393	75 129	26 434	771 ELECTRIC POWER MACHY NES	6 865	25 613	9 002
516 OTHER ORGANIC CHEMICALS	164 985	49 692	17 667	772 SWITCHGEAR ETC & PTS NES	18 673	187 315	65 797
522 INORG ELEMNTS, OXIDES, ETC	313 679	66 538	23 343	773 ELECTR DISTRIBUTING MACH	15 015	62 212	21 835
523 OTHR INORGANIC CHEMICALS	143 070	55 232	19 399	774 ELECTRO-MEDCL, XRAY EQUIP	1 568	33 997	11 845
524 RADIOACTIVE ETC MATERIAL	2 703	221 855	75 368	775 HOUSEHOLD TYPE EQUIP NES	57 947	70 009	24 418
531 SYNT DYE, NAT INDGO LAKES	44 614	80 026	28 194	776 TRANSISTORS, VALVES, ETC	40 518	537 777	187 775
532 DYES NES, TANNING PRODS	5 524	1 640	568	778 ELECTRICAL MACHINERY NES	75 762	258 501	90 833
533 PIGMENTS, PAINTS, ETC	175 990	110 362	38 879	781 PASS MOTOR VEH EXC BUSES	140 795	225 769	79 061
541 MEDICINAL ETC PRODUCTS	42 826	293 015	103 042	782 LORRIES, SPCL MTR VEH NES	46 052	54 913	19 391
551 ESSENTIAL OIL, PERFUME, ETC	14 954	36 055	12 744	783 ROAD MOTOR VEHICLES NES	2 133	2 206	811
553 PERFUMERY, COSMETICS, ETC	83 205	109 347	38 399	784 MOTOR VEHCL PTS, ACC NES	805 652	738 765	260 798
554 SOAPS, CLEANING ETC PREPS	147 134	89 194	31 804	785 MOTOR & OTHER CYCLES ETC	8 700	15 370	5 440
562 FERTILIZERS MANUFACTURED	746 548	27 265	9 578	786 VEH NES NONMOTR, TRAILERS	10 771	5 284	1 865
572 EXPLOSIVES, PYROTECH PROD	613	1 621	549	791 RAILWAY VEHICLES	2 265	4 730	1 674
582 PROD OF CONDENSATION ETC	264 069	153 663	54 276	792 AIRCRAFT	15 276	1 839 303	647 440
583 PROD OF POLYMERIZING ETC	734 288	271 527	95 877	793 SHIPS AND BOATS	160 014	59 567	21 540
584 CELLULOSE DERIVATIVES ETC	29 041	19 141	6 721	812 PLUMBG, HEATING, LGHTNG EQU	11 073	12 357	4 323
585 PLASTIC MATERIALS NES	9 884	10 517	3 720	821 FURNITURE	67 013	86 473	30 510
591 PESTICIDES, DISINFECTANTS	74 782	85 571	30 660	831 TRAVEL GOODS, HANDBAGS	2 374	7 328	2 620
592 STARCH, INULIN, GLUTEN, ETC	11 160	12 546	4 433	842 MENS OUTERWEAR NOT KNIT	5 201	37 556	13 235
598 MISC CHEMICAL PRODS NES	690 244	235 682	83 006	843 WOMENS OUTERWEAR NONKNIT	10 736	93 396	32 699
611 LEATHER	8 589	47 929	16 846	844 UNDERWEAR NOT KNIT	357	2 579	1 039
612 LEATHER ETC MANUFACTURES	3 261	8 255	2 867	845 OUTERWEAR KNIT NONELASTC	13 772	112 377	39 164
				846 UNDERWEAR KNITTED	2 802	22 015	7 848
				847 TXTL CLTHNG ACCESSRYS NES	1 863	14 004	4 845
				848 HEADGEAR, NONTXL CLOTHNG	3 884	28 074	9 824

7 IMPORTS AND EXPORTS (SPECIAL TRADE) BY COUNTRIES OF PRODUCTION AND CONSUMPTION AND BY GROUPS OF THE SITC-REV. II 1984

GROUP DESCRIPTION	DT * 100 KG	1 000 DM	1 000 \$	GROUP DESCRIPTION	DT * 100 KG	1 000 DM	1 000 \$
851 FOOTWEAR	7 458	35 702	12 562	522 INORG ELEMNTS, OXIDES, ETC	2 678 368	200 532	70 848
871 OPTICAL INSTRUMENTS	1 615	21 977	7 703	523 OTHR INORGANIC CHEMICALS	935 517	159 597	55 842
872 MEDICAL INSTRUMENTS NES	7 771	58 806	20 572	524 RADIOACTIVE ETC MATERIAL		29 311	10 209
873 METERS & COUNTERS NES	9 132	47 027	16 543	531 SYNT DYE, NAT INDGO, LAKES	68 508	133 935	47 423
874 MEASURING, CONTROLLING INSTR	20 958	455 790	159 508	532 DYES NES, TANNING PRODS	13 167	3 397	1 193
881 PHOTO APPAR & EQUIPT NES	2 868	35 064	12 132	533 PIGMENTS, PAINTS, ETC	336 616	173 899	61 307
882 PHOTO, CINEMA SUPPLIES	106 275	301 269	106 435	541 MEDICINAL ETC PRODUCTS	53 545	392 646	138 343
883 DEVELOPED CINEMA FILM	1 070	14 852	5 217	551 ESSENTL OIL, PERFUME, ETC	9 177	22 119	7 769
884 OPTICAL GOODS NES	742	21 691	7 637	553 PERFUMERY, COSMETICS, ETC	84 464	96 076	33 682
885 WATCHES AND CLOCKS	805	18 050	6 356	554 SOAPS, CLEANING ETC PREPS	240 040	74 531	26 274
892 PRINTED MATTER	65 686	113 172	39 797	562 FERTILIZERS MANUFACTURED	1 748 994	45 832	16 222
893 ARTICLES OF PLASTIC NES	192 849	173 885	61 405	572 EXPLOSIVES, PYROTECH PROD	7 068	8 976	3 135
894 TOYS, SPORTING GOODS, ETC	40 398	90 351	31 762	582 PROD OF CONDENSATION ETC	891 756	473 695	167 366
895 OFFICE SUPPLIES NES	11 832	45 063	15 886	583 PROD OF POLYMERIZING ETC	2 532 097	852 761	300 717
896 WORKS OF ART ETC	18 011	151 695	53 573	584 CELLULOSE DERIVATIVES ETC	45 378	37 165	13 120
897 GOLD, SILVER WARE, JEWELRY	472	26 827	9 404	585 PLASTIC MATERIALS NES	21 954	13 984	4 947
898 MUSICAL INSTRUMENTS, PTS	45 796	189 454	66 282	591 PESTICIDES, DISINFECTANTS	136 361	159 307	56 931
899 OTHER MANUFACTURED GOODS	45 154	59 321	20 861	592 STARCH, INULIN, GLUTEN, ETC	169 940	51 989	18 189
941 ZOO ANIMALS, PETS	3 671	3 101	1 096	598 MISC CHEMICAL PRODS NES	1 438 218	371 032	130 807
951 WAR FIREARMS, AMMUNITION	126	474	169	611 LEATHER	8 778	13 983	4 932
961 COIN NONGOLD, NONCURRENT	37	39 887	14 082	612 LEATHER ETC MANUFACTURES	2 771	7 249	2 566
971 GOLD, NON MONETARY NES	155	179 553	61 249	613 FUR SKINS TANNED, DRESSED	1 839	81 885	28 968
972 GOLD COIN		2 927	1 058	621 MATERIALS OF RUBBER	66 226	57 825	20 401
				625 RUBBER TYRES, TUBES	269 991	170 668	60 550
EXPORTS	91 972 520	40 579 406	14 262 089	628 RUBBER ARTICLES NES	42 895	85 522	30 223
001 LIVE ANIMALS	755	2 759	941	633 CORK MANUFACTURES	917	2 028	716
011 MEAT FRESH, CHILLD, FROZEN	93 853	41 451	14 473	634 VENEERS, PLYWOOD, ETC	1 556 158	161 433	56 820
012 MEAT DRIED, SALTED, SMOKED	91 245	51 319	18 138	635 WOOD MANUFACTURES NES	60 871	24 564	8 620
014 MEAT PREPD, PRSVD, NES ETC	73 021	57 418	20 153	641 PAPER AND PAPERBOARD	3 204 545	682 416	239 500
022 MILK AND CREAM	21 730	5 077	1 762	642 ARTICLES OF PAPER ETC	623 822	290 290	101 884
023 BUTTER	4 220	4 033	1 420	651 TEXTILE YARN AND THREAD	637 077	622 951	219 226
024 CHEESE AND CURD	226 485	152 034	53 151	652 COTTON FABRICS, WOVEN	120 514	248 524	87 624
025 EGGS, BIRDS, FRESH, PRSVD	7 686	7 165	2 547	653 WOVN MAN-MADE FIB FABRIC	138 218	346 295	121 941
034 FISH FRESH, CHILLED, FROZEN	79 379	32 201	11 416	654 OTH WOVEN TEXTILE FABRIC	8 197	29 353	10 383
036 SHELL FISH FRESH, FROZEN	252	892	311	655 KNIT ETC FABRICS	23 904	57 367	20 112
037 FISH ETC PREPD PRSVD NES	14 548	10 350	3 627	656 LACE, RIBBONS, TULLE, ETC	6 408	19 724	6 988
041 WHEAT ETC UNMILLED	502 297	27 001	9 740	657 SPECIAL TEXTILE ETC PROD	118 049	139 624	49 255
042 RICE	33 063	7 254	2 546	658 TEXTILE ARTICLES NES	37 247	48 935	17 098
044 MAIZE UNMILLED	960 741	67 520	23 901	659 FLOOR COVERINGS ETC	49 860	40 975	14 371
045 CEREALS NES UNMILLED	13 274	698	250	661 CEMENT ETC BUILDING PROD	852 685	13 676	4 785
046 WHEAT ETC MEAL OR FLOUR	748	100	34	662 CLAY, REFRACTORY BLDG PRD	363 605	54 071	19 089
048 CEREAL ETC PREPARATIONS	347 118	85 874	30 093	663 OTH NONMETAL MINERAL MFS	341 302	137 483	48 379
054 VEG ETC FRSH, SMPLY PRSVD	225 470	34 744	12 474	664 GLASS	473 372	151 808	53 436
056 VEGTBLES ETC PRSVD, PREPD	75 107	22 578	7 935	665 GLASSWARE	158 239	60 633	21 347
057 FRUIT, NUTS, FRESH, DRIED	63 684	17 976	6 432	666 POTTERY	31 296	35 325	12 469
058 FRUIT PRESERVED, PREPARED	205 506	54 602	19 360	667 PEARL, PREC-, SEMI-P STONE	28	70 670	24 676
061 SUGAR AND HONEY	220 151	17 840	6 316	671 PIG IRON ETC	154 849	26 487	9 435
062 SUGAR PREPS NON-COCOA	15 245	7 490	2 618	672 IRON, STL PRIMARY FORMS	4 438 277	609 958	214 214
071 COFFEE AND SUBSTITUTES	78 538	165 537	58 173	673 IRON AND STEEL SHAPES	1 022 076	148 875	52 241
072 COCOA	67 783	64 214	22 583	674 IRN, STL UNIV, PLATE, SHEET	2 992 219	406 523	142 922
073 CHOCOLATE AND PRODUCTS	86 953	64 112	22 020	675 IRON, STEEL HOOP, STRIP	727 711	153 387	53 982
074 TEA AND MATE	718	829	289	676 RAILWAY RAILS ETC IRN, STL	2 597	930	330
075 SPICES	5 456	6 182	2 182	677 IRN, STL WIRE EXCL W ROD	96 617	22 806	8 100
081 FEEDING STUFF FOR ANIMLS	765 212	68 995	23 925	678 IRON, STL TUBES, PIPES, ETC	1 064 341	237 451	82 588
091 MARGARINE AND SHORTENING	202 420	31 509	11 118	679 IRN, STL CASTINGS UNWORKE	95 961	34 027	12 038
098 EDIBLE PRODUCTS, PREPS NES	120 723	36 372	12 792	681 SILVER, PLATINUM, ETC	1 094	88 813	30 790
111 NON-ALCOHL BEVERAGES NES	37 822	5 786	2 041	682 COPPER EXC CEMENT COPPER	610 438	410 659	144 349
112 ALCOHOLIC BEVERAGES	2 337 767	450 633	157 280	683 NICKEL	17 008	38 979	13 759
121 TOBACCO UNMNFCTRD, REFUSE	1 417	701	253	684 ALUMINIUM	876 996	559 974	197 377
122 TOBACCO MFRS	58 890	116 180	40 587	685 LEAD	44 065	21 404	7 547
211 HIDES, SKINS, UNDRESSED	12 451	2 963	1 049	686 ZINC	35 287	11 441	4 020
212 FUR SKINS UNDEPRESSED	27	1 115	397	687 TIN	4 401	9 520	3 320
222 SEEDS FOR SOFT-FIXED OIL	1 326	451	163	689 NON-FER BASE METALS NES	10 672	33 892	11 934
223 SEEDS FOR OTH FIXED OILS	837	307	110	691 STRUCTURES AND PARTS NES	159 696	114 438	40 254
232 NATURAL RUBBER, GUMS	4 444	1 412	513	692 METAL TANKS, BOXES, ETC	68 687	59 298	20 874
233 RUBBER, SYNTHETIC, RECLAIMD	186 358	51 349	18 138	693 WIRE PRODUCTS NON ELECTR	129 553	73 460	25 962
245 FUEL WOOD NES, CHARCOAL	15 226	1 830	655	694 STL, COPPR NAILS, NUTS, ETC	117 949	84 818	29 915
246 PULPWOOD, CHIPS, WOODWASTE	21 255	425	149	695 TOOLS	64 919	231 078	80 950
247 OTH WOOD ROUGH, SQUARED	22 710	1 431	501	696 CUTLERY	14 880	60 638	21 250
248 WOOD SHAPED	386 268	35 276	12 355	697 BASE MTL HOUSEHOLD EQUIP	89 152	100 414	35 438
251 PULP AND WASTE PAPER	220 462	13 142	4 697	698 OTHER METAL MANUFACTURES	376 958	428 156	150 730
263 COTTON	48 908	13 473	4 733	700 INDUSTRIAL PLANT, CHAP 84	160	137	47
266 SYNTHETIC FIBRE TO SPIN	178 862	75 759	26 756	703 INDUSTRIAL PLANT, CHAP 85	6 251	2 543	854
267 OTHER MAN-MADE FIBRES	54 822	25 399	9 003	711 STEAM BOILERS & AUX PLNT	3 109	4 238	1 481
268 WOOL (EXC TOPS), ANML HAIR	5 426	3 531	1 256	712 STAM ENGINES, TURBINES	4 930	14 550	5 011
269 WASTE OF TEXTILE FABRICS	17 689	6 812	2 428	713 INTRNL COMBUS PISTN ENGN	795 046	482 856	170 460
271 FERTILIZERS, CRUDE	212 047	1 538	517	714 ENGINES & MOTORS NES	2 948	248 254	86 065
273 STONE, SAND AND GRAVEL	58 479	1 816	645	716 ROTATING ELECTRIC PLANT	68 406	166 291	58 525
274 SULPHUR ETC	417 276	14 363	4 775	718 OTH POWER GENERATG MACHY	29 258	50 742	17 833
277 NATURAL ABRASIVES NES	865	836	294	721 AGRIC MACHY, EXC TRACTORS	253 930	255 233	90 303
278 OTHER CRUDE MINERALS	744 312	14 037	4 931	722 TRACTORS NON-ROAD	166 686	172 519	60 619
281 IRON ORE, CONCENTRATES	5 218	157	56	723 CIVIL ENGINEER EQUIP ETC	187 730	219 695	77 618
282 IRON AND STEEL SCRAP	85 280	4 171	1 435	724 TEXTILE, LEATHER MACHNRY	83 259	289 828	102 498
287 BASE METAL ORES, CONC NES	57 443	9 975	3 504	725 PAPER ETC MILL MACHINERY	35 895	118 944	41 674
288 NONFERR METAL SCRAP NES	165 224	23 843	8 497	726 PRINTG, BKBINDG MACHY, PTS	86 493	370 383	129 570
289 PREC METAL ORE, WASTE NES	4 532	1 949	690	727 FOOD MACHY NON-DOMESTIC	15 921	61 821	21 776
291 CRUDE ANIMAL MTRIALS NES	9 578	7 688	2 742	728 OTH MACHY FOR SPL INDUS	252 878	739 264	259 765
292 CRUDE VEG MATERIALS NES	23 487	23 923	8 304	736 MACHINE TOOLS FOR METAL	103 135	380 950	134 235
322 COAL, LIGNITE, PEAT	5 460 474	159 984	55 885	737 METALWORKING MACHNRY NES	34 938	80 158	28 342
323 BRIQUETS, COKE, SEMI-COKE	13 239 345	373 363	129 655	741 HEATING, COOLING EQUIPMNT	90 518	191 798	67 278
333 CRUDE PETROLEUM	20 244	592	197	742 PUMPS FOR LIQUIDS ETC	38 153	189 430	66 470
334 PETROLEUM PRODUCTS, REFIN	10 472 919	603 173	210 768	743 PUMPS NES, CENTRIFUGES ETC	124 177	305 063	107 088
335 RESIDUAL PETRLM PROD NES	878 493	54 420	18 969	744 MECHANICAL HANDLING EQU	243 720	335 502	117 627
341 GAS NATURAL AND MANUFCTD				745 NONELEC MACHY, TOOLS NES	74 706	353 699	124 480
411 ANIMAL OILS AND FATS	23 405	3 827	1 344	749 NONELEC MACH PTS, ACC NES	329 141	627 526	221 012
423 FIXED VEG OILS, SOFT	236 491	48 781	16 726	751 OFFICE MACHINES	35 915	192 196	67 957
424 FIXED VEG OIL NONSOFT	50 395	12 119	4 264	752 AUTOMATIC DATA PROC EQUIP	46 962	988 042	347 377
431 PROCESD ANML VEG OIL, ETC	254 403	47 579	16 832	759 OFFICE & ADP MCH PTS, ACC	20 796	522 190	184 123
511 HYDROCARBONS NES, DERIVS	1 392 383	177 922	62 918	761 TELEVISION RECEIVERS	65 713	202 432	72 988
512 ALCOHOLS, PHENOLS, ETC	875 122	202 920	71 641	762 RADIO BROADCAST RECEIVRS	9 673	84 949	29 969
513 ORGANIC ACIDS, ETC	1 029 538	246 156	87 079	763 SOUND RECORDRS PHONOGRPH	25 427	261 930	92 088
514 NITROGEN-FUNCT COMPOUNDS	317 327	307 686	107 535	764 TELECOM EQPT, PTS, ACC NES	26 948	228 073	80 481
515 ORG-INORG COMPOUNDS ETC	146 763	161 562	57 161	771 ELECTRIC POWER MACHY NES	95 106	142 903	50 250
516 OTHER ORGANIC CHEMICALS	610 561	145 127	51 201	772 SWITCHGEAR ETC & PTS NES	85 232	637 032	224 263
				773 ELECTR DISTRIBUTING MACH	60 187	123 212	43 461

7 IMPORTS AND EXPORTS (SPECIAL TRADE) BY COUNTRIES OF PRODUCTION AND CONSUMPTION AND BY GROUPS OF THE SITC-REV. 11 1984

GROUP DESCRIPTION	DT * 100 KG	1 000 DM	1 000 \$	GROUP DESCRIPTION	DT * 100 KG	1 000 DM	1 000 \$
774 ELECTRO-MEDCL. XRAY EQUIP	4 657	89 594	31 725	582 PROD OF CONDENSATION ETC	3 380	4 934	1 727
775 HOUSEHOLD TYPE EQUIP NES	267 677	408 323	143 140	583 PROD OF POLYMERIZING ETC	12 075	22 863	7 984
776 TRANSISTORS, VALVES, ETC	60 817	580 771	203 311	584 CELLULOSE DERIVATIVES ETC	3 296	2 335	828
778 ELECTRICAL MACHINERY NES	270 058	507 165	178 428	585 PLASTIC MATERIALS NES	6 124	7 582	2 644
781 PASS MOTOR VEH EXC BUSES	3 587 028	6 056 344	2 126 575	591 PESTICIDES, DISINFECTANTS	9 326	16 645	5 864
782 LORRIES, SPCL MTR VEH NES	466 283	586 826	205 274	592 STARCH, INULIN, GLUTEN, ETC	17 058	18 863	6 575
783 ROAD MOTOR VEHICLES NES	91 815	152 063	53 195	598 MISC CHEMICAL PRODS NES	5 589	21 584	7 654
784 MOTOR VEHCL PTS, ACC NES	2 039 578	1 804 450	632 675	611 LEATHER	1 362	2 188	763
785 MOTOR & OTHER CYCLES ETC	56 987	72 515	25 118	612 LEATHER ETC MANUFACTURES	1 117	835	291
786 VEH NES NONMOTR, TRAILERS	80 397	57 775	20 412	621 MATERIALS OF RUBBER	18 552	19 898	6 983
791 RAILWAY VEHICLES	4 429	7 724	2 627	625 RUBBER TYRES, TUBES	27 372	18 456	6 544
792 AIRCRAFT	7 639	787 300	277 560	628 RUBBER ARTICLES NES	9 732	18 573	6 553
793 SHIPS AND BOATS	62 355	56 221	19 045	634 VENEERS, PLYWOOD, ETC	3 247	4 109	1 459
801 INDUSTRIAL PLANT, CHAP 90	85	2 226	745	635 WOOD MANUFACTURES NES	2 615	1 649	590
812 PLUMB, HEATING, LIGHTNG EQU	75 064	87 401	30 628	641 PAPER AND PAPERBOARD	54 672	13 141	4 634
821 FURNITURE	763 377	545 437	192 113	642 ARTICLES OF PAPER ETC	2 528	3 261	1 156
831 TRAVEL GOODS, HANDBAGS	27 111	28 186	9 923	651 TEXTILE YARN AND THREAD	5 618	11 373	3 988
842 MENS OUTERWEAR NOT KNIT	11 623	101 623	35 907	652 COTTON FABRICS, WOVEN	7 666	8 695	2 989
843 WOMENS OUTERWEAR NONKNIT	20 120	293 120	102 845	653 WOVN MAN-MADE FIB FABRIC	4 402	7 737	2 681
844 UNDERWEAR NOT KNIT	2 862	14 106	4 902	654 OTH WOVEN TEXTILE FABRIC	648	4 017	1 403
845 OUTERWEAR KNIT NONELASTC	6 484	83 715	29 479	655 KNIT ETC FABRICS	706	617	219
846 UNDERWEAR KNITTED	3 077	23 511	8 264	656 LACE, RIBBONS, TULLE, ETC	1 004	2 585	881
847 TXTL CLTHNG ACCESSRYS NES	2 848	14 283	4 979	657 SPECIAL TEXTILE ETC PROD	8 177	9 098	3 240
848 HEADGEAR, NONTXL CLOTHNG	2 438	29 458	10 286	658 TEXTILE ARTICLES NES	2 176	2 370	844
851 FOOTWEAR	15 914	46 300	16 337	659 FLOOR COVERINGS ETC	988	1 437	512
871 OPTICAL INSTRUMENTS	1 311	84 476	30 086	661 CEMENT ETC BUILDING PROD	220	91	33
872 MEDICAL INSTRUMENTS NES	6 062	70 564	24 786	662 CLAY, REFRACTORY BLDG PRD	123 745	12 279	4 398
873 METERS & COUNTERS NES	2 078	20 158	7 073	663 OTH NONMETAL MINERAL MFS	988	9 041	3 174
874 MEASURING, CONTROLLNG INSTR	38 644	561 504	197 414	664 GLASS	5 905	4 836	1 709
881 PHOTO APPAR & EQUIPT NES	16 581	140 920	49 937	665 GLASSWARE	415	135	45
882 PHOTO, CINEMA SUPPLIES	108 738	286 242	100 998	666 POTTERY	644	812	286
883 DEVELOPED CINEMA FILM	55	669	232	667 PEARL, PREC-, SEMI-P STONE	1	1 130	381
884 OPTICAL GOODS NES	1 028	63 201	22 285	671 PIG IRON ETC	58	278	101
885 WATCHES AND CLOCKS	17 633	131 789	46 181	673 IRON AND STEEL SHAPES	206 744	17 328	5 997
892 PRINTED MATTER	605 232	294 968	102 575	675 IRON, STEEL HOOP, STRIP	251	126	48
893 ARTICLES OF PLASTIC NES	420 460	420 988	148 391	677 IRN, STL WIRE EXCL W ROD	998	721	255
894 TOYS, SPORTING GOODS, ETC	75 801	108 135	38 008	678 IRON, STL TUBES, PIPES, ETC	1 640	572	202
895 OFFICE SUPPLIES NES	20 919	82 379	29 096	681 SILVER, PLATINUM, ETC	33	1 533	537
896 WORKS OF ART ETC	798	95 233	33 400	682 COPPER EXC CEMENT COPPER	440	366	122
897 GOLD, SILVER WARE, JEWELRY	510	84 549	29 684	683 NICKEL	556	2 224	797
898 MUSICAL INSTRUMENTS, PTS	94 284	311 922	109 150	684 ALUMINIUM	1 608	2 045	708
899 OTHER MANUFACTURED GOODS	29 817	74 329	26 137	691 STRUCTURES AND PARTS NES	7 314	3 397	1 209
901 ZOO ANIMALS, PETS	122	458	159	692 METAL TANKS, BOXES, ETC	175	201	66
951 WAR FIREARMS, AMMUNITION	861	6 709	2 372	693 WIRE PRODUCTS NON ELECTR	1 052	1 272	450
961 COIN NONGOLD, NONCURRENT	36	226	80	694 STL, COPPR NAILS, NUTS, ETC	7 669	6 395	2 250
971 GOLD, NON MONETARY NES	346	118 086	40 473	695 TOOLS	8 823	25 494	8 958
972 GOLD COIN	3	7 892	2 706	696 CUTLERY	146	466	163
				697 BASE MTL HOUSEHOLD EQUIP	450	1 228	431
IRELAND				699 OTHER METAL MANUFACTURES	59 709	64 551	22 944
IMPORTS	4 349 306	2 666 133	936 484	712 STEAM ENGINES, TURBINES	49	318	117
001 LIVE ANIMALS	219	457	154	713 INTRNL COMBUS PISTN ENGN	1 495	12 386	4 347
011 MEAT FRESH, CHILLD, FROZEN	141 793	91 637	32 402	714 ENGINES & MOTORS NES	45	3 942	1 312
014 MEAT PREPD PRSVD, NES ETC	3 019	1 562	565	716 ROTATING ELECTRIC PLANT	5 202	13 635	4 786
022 MILK AND CREAM	121 709	44 087	15 526	721 AGRIC MACHY, EXC TRACTORS	340	242	88
023 BUTTER	62 568	48 628	17 354	723 CIVIL ENGERG EQUIP ETC	2 369	1 527	537
024 CHEESE AND CURD	24 280	15 472	5 349	724 TEXTILE, LEATHER MACHNRY	3 029	3 583	1 226
034 FISH FRESH, CHILLED, FROZN	102 856	14 948	5 292	725 PAPER ETC MILL MACHINERY	387	455	162
035 FISH SALTED, DRIED, SMOKED	23 378	6 687	2 297	726 PRINTG, BKBINDG MACHY, PTS	453	1 140	394
036 SHELL FISH FRESH, FROZEN	806	2 260	771	727 FOOD MACHRY NON-DOMESTIC	119	188	67
037 FISH ETC PREPD PRSVD NES	20 699	6 431	2 262	728 OTH MACHY FOR SPCL INDUS	4 390	5 084	1 793
043 BARLEY UNMILLED	154 880	8 619	3 157	736 MACHINE TOOLS FOR METAL	2 011	5 305	1 845
054 VEG ETC FRSH, SMPLY PRSVD	613	155	57	737 METALWORKING MACHNRY NES	300	878	309
056 VEGTBLES ETC PRSVD, PREPD	1 627	1 757	620	741 HEATING, COOLING EQUIPMNT	2 531	10 022	3 517
061 SUGAR AND HONEY	1 176	215	73	742 PUMPS FOR LIQUIDS ETC	13 252	22 156	7 812
062 SUGAR PREPS NON-COCOA	12 079	6 325	2 277	743 PUMPS NES, CENTRIFUGES ETC	826	4 635	1 615
081 FEEDING STUFF FOR ANIMLS	3 111	397	150	744 MECHANICAL HANDLING EQU	2 033	3 630	1 290
098 EDIBLE PRODCTS, PREPS NES	13 045	33 520	11 863	745 NONELEC MACHY, TOOLS NES	14 558	14 442	5 122
111 NON-ALCOHL BEVERAGES NES	1 164	164	61	749 NONELEC MACH PTS, ACC NES	4 159	9 552	3 362
112 ALCOHOLIC BEVERAGES	50 697	22 998	8 059	751 OFFICE MACHINES	303	7 636	2 857
122 TOBACCO MFRS	16 229	43 077	14 989	752 AUTOMTIC DATA PROC EQUIP	14 394	401 212	139 640
211 HIDES SKINS, UNRESSED	14 098	5 892	8 059	759 OFFICE & ADP MCH PTS, ACC	4 570	234 565	82 849
212 FUR SKINS UNRESSED	16	336	128	761 TELEVISION RECEIVERS	20	117	43
222 SEEDS, FOR SOFT/FIXED OIL	26 447	2 863	2 085	762 RADIO BROADCAST RECEIVRS	117	743	255
247 OTH WOOD ROUGH, SQUARED	6 242	440	160	763 SOUND RECORDRS, PHONOGRPH	110	741	264
248 WOOD SHAPED	1 832	128	48	764 TELECOM EQPT, PTS, ACC NES	393	8 074	2 842
265 VEG FIBRE, EXCL COTN JUTE	183	235	85	771 ELECTRIC POWER MACHY NES	871	7 771	2 712
266 SYNTHETIC FIBRE TO SPIN	65 944	25 836	9 151	772 SWITCHGEAR ETC & PTS NES	2 867	37 110	12 971
267 OTHER MAN-MADE FIBRES	1 503	278	102	773 ELECTR DISTRIBUTING MACH	12 096	33 122	11 537
268 WOOL(EXC TOPS), ANML HAIR	344	290	105	774 ELECTRO-MEDCL, XRAY EQUIP	44	346	120
273 STONE, SAND AND GRAVEL	474 645	1 191	414	775 HOUSEHOLD TYPE EQUIP NES	40 351	89 608	31 657
277 NATURAL ABRASIVES NES	24	54 353	19 205	776 TRANSISTORS, VALVES, ETC	1 663	143 447	49 937
278 OTHER CRUDE MINERALS	387 967	23 286	8 159	778 ELECTRICAL MACHINERY NES	567	6 104	2 117
282 IRON AND STEEL SCRAP	6 898	376	131	782 LORRIES, SPCL MTR VEH NES	590	226	74
287 BASE METAL ORES, CONC NES	1 444 682	73 717	26 272	783 ROAD MOTOR VEHICLES NES	1 210	3 222	1 130
288 NONFERR METAL SCRAP NES	48 981	9 760	3 390	784 MOTOR VEHCL PTS, ACC NES	41 674	35 635	12 655
289 PREC METAL ORE, WASTE NES	277	3 173	1 114	785 MOTOR & OTHER CYCLES ETC	69	270	94
291 CRUDE ANIMAL MTRIALS NES	4 415	1 647	574	786 VEH NES NONMOTR, TRAILERS	446	294	100
292 CRUDE VEG MATERIALS NES	3 348	1 470	528	792 AIRCRAFT	33	2 994	1 018
334 PETROLEUM PRODUCTS, REFIN	26 034	2 561	912	793 SHIPS AND BOATS	149	304	106
512 ALCOHOLS, PHENOLS, ETC	7	216	79	812 PLUMB, HEATING, LIGHTNG EQU	194	185	64
513 ORGANIC ACIDS, ETC	18 272	10 024	3 538	821 FURNITURE	2 895	2 977	1 061
514 NITROGEN-FUNCTN COMPOUNDS	170	2 606	886	831 TRAVEL GOODS, HANDBAGS	1 007	4 905	1 774
515 ORG-INORG COMPOUNDS ETC	5 645	68 689	23 801	842 MENS OUTERWEAR NOT KNIT	1 723	6 240	2 914
516 OTHER ORGANIC CHEMICALS	661	4 522	1 583	843 WOMENS OUTERWEAR NONKNIT	1 433	6 755	2 391
522 INORG ELEMNTS, OXIDES, ETC	626	175	62	844 UNDERWEAR NOT KNIT	56	277	95
523 OTHR INORGANIC CHEMICALS	1 738	11 243	4 016	845 OUTERWEAR KNIT NONELASTC	1 408	8 603	3 014
532 DYES NES, TANNING PRODS	17	96	35	846 UNDERWEAR KNITTED	9 066	17 611	6 254
533 PIGMENTS, PAINTS, ETC	8 540	9 002	3 144	847 TXTL CLTHNG ACCESSRYS NES	225	2 963	1 032
541 MEDICINAL ETC PRODUCTS	10 290	52 338	18 000	848 HEADGEAR NONTXL CLOTHNG	396	1 464	514
551 ESSENTL OIL, PERFUME, ETC	2 403	10 564	3 778	851 FOOTWEAR	887	4 497	1 614
553 PERFUMERY, COSMETICS, ETC	24 589	24 265	8 503	872 MEDICAL INSTRUMENTS NES	6 112	47 698	16 705
554 SOAPS, CLEANING ETC PREPS	8 004	10 826	3 789	874 MEASURING, CONTROLLNG INSTR	1 243	41 357	14 401
562 FERTILIZERS MANUFACTURED	62 736	2 343	806	881 PHOTO APPAR & EQUIPT NES	620	3 420	1 207
				882 PHOTO, CINEMA SUPPLIES	31	184	66
				884 OPTICAL GOODS NES	787	16 667	5 914

7 IMPORTS AND EXPORTS (SPECIAL TRADE) BY COUNTRIES OF PRODUCTION AND CONSUMPTION AND BY GROUPS OF THE SITC-REV. II 1984

GROUP DESCRIPTION	DT * 100 KG	1 000 DM	1 000 \$	GROUP DESCRIPTION	DT * 100 KG	1 000 DM	1 000 \$
885 WATCHES AND CLOCKS	39	90	30	674 IRN, STL UNIV, PLATE, SHEET	55 191	9 288	3 302
892 PRINTED MATTER	5 776	6 868	2 421	675 IRON, STEEL HOOP, STRIP	38 068	5 259	1 851
893 ARTICLES OF PLASTIC NES	40 505	74 169	26 186	676 RAILWAY RAILS ETC IRN, STL	35 250	3 923	1 332
894 TOYS, SPORTING GOODS, ETC	12 961	43 232	15 462	677 IRN, STL WIRE EXCL W ROD	19 874	4 553	1 619
895 OFFICE SUPPLIES NES	864	4 521	1 578	678 IRON, STL TUBES, PIPES, ETC	37 116	8 155	2 902
896 WORKS OF ART ETC	26	926	333	679 IRN, STL CASTINGS UNWORKE	5 899	1 555	549
897 GOLD, SILVER WARE, JEWELRY	414	14 336	5 058	681 SILVER, PLATINUM, ETC	38	996	345
898 MUSICAL INSTRUMENTS, PTS	2 912	41 134	14 243	682 COPPER EXC CEMENT COPPER	18 074	14 602	5 154
899 OTHER MANUFACTURED GOODS	2 119	14 815	5 312	683 NICKEL	608	1 871	642
971 GOLD, NON MONETARY NES	11	1 617	556	684 ALUMINIUM	52 625	36 925	12 871
				685 LEAD	165	113	40
EXPORTS	5 334 183	2 115 470	744 466	686 ZINC	573	230	80
001 LIVE ANIMALS	135	1 102	391	689 NON-FER BASE METALS NES	50	472	170
024 CHEESE AND CURD	3 415	2 399	856	691 STRUCTURES AND PARTS NES	8 964	10 459	3 669
037 FISH ETC PREP'D PRSVD NES	278	179	63	692 METAL TANKS, BOXES, ETC	16 276	7 592	2 649
041 WHEAT ETC UNMILLED	35 674	1 833	63	693 WIRE PRODUCTS NON ELECTR	8 164	3 377	1 200
048 CEREAL ETC PREPARATIONS	9 735	4 008	1 448	694 STL, COPPER NAILS, NUTS, ETC	13 976	8 119	2 867
054 VEG ETC FRSH, SMPLY PRSVD	26 441	2 281	833	695 TOOLS	6 534	15 384	5 409
056 VEGETABLES ETC PRSVD, PREP'D	1 410	786	273	696 CUTLERY	829	3 871	1 366
057 FRUIT, NUTS, FRESH, DRIED	5 912	726	258	697 BASE MTL HOUSEHOLD EQUIP	4 166	4 043	1 400
058 FRUIT PRESERVED, PREPARED	43 998	4 595	1 593	699 OTHER METAL MANUFACTURES	23 731	21 278	7 498
061 SUGAR AND HONEY	4 224	646	209	711 STEAM BOILERS & AUX PLNT	4 936	7 059	2 577
062 SUGAR PREPS NON-COCOA	202	130	45	712 STEAM ENGINES, TURBINES	46	642	232
071 COFFEE AND SUBSTITUTES	2 509	6 963	2 540	713 INTRNL COMBUS PISTN ENGN	1 656	5 027	1 827
072 COCOA	1 400	1 560	555	714 ENGINES & MOTORS NES	38	7 242	2 504
073 CHOCOLATE AND PRODUCTS	1 061	1 144	391	716 ROTATING ELECTRIC PLANT	5 484	8 742	3 158
075 SPICES	146	132	42	718 OTH POWER GENERATG MACHY	44	318	110
081 FEEDING STUFF FOR ANIMLS	109 937	6 819	2 408	721 AGRIC MACHY, EXC TRACTORS	15 615	14 626	5 272
098 EDIBLE PRODCTS, PREPS NES	15 464	4 218	1 501	722 TRACTORS NON-ROAD	7 628	8 341	2 957
111 NON-ALCOHL BEVERAGES NES	1 603	281	98	723 CIVIL ENGINEERNG EQUIP ETC	8 757	9 268	3 250
112 ALCOHOLIC BEVERAGES	32 612	8 702	3 037	724 TEXTILE, LEATHER MACHNRY	5 403	20 982	7 466
122 TOBACCO MFRS	491	1 768	619	725 PAPER ETC MILL MACHINERY	1 081	4 535	1 634
233 RUBBER, SYNTHETIC, RECLAIM'D	6 993	1 686	597	726 PRINTG, BKBINDG MACHY, PTS	947	2 448	824
248 WOOD SHAPED	5 555	559	196	727 FOOD MACHY NON-DOMESTIC	1 351	6 036	2 154
251 PULP AND WASTE PAPER	31 697	6 251	2 183	728 OTH MACHY FOR SPCL INDUS	14 008	41 343	14 645
263 COTTON	2 585	222	76	736 MACHINE TOOLS FOR METAL	5 160	18 175	6 386
266 SYNTHETIC FIBRE TO SPIN	7 958	3 597	1 263	737 METALWORKING MACHNRY NES	1 501	6 207	2 247
267 OTHER MAN-MADE FIBRES	26 520	3 862	1 358	741 HEATING, COOLING EQUIPMNT	6 673	14 293	5 052
269 WASTE OF TEXTILE FABRICS	326	156	55	742 PUMPS FOR LIQUIDS ETC	20 747	21 554	7 639
273 STONE, SAND AND GRAVEL	4 915	135	46	743 PUMPS NES, CENTRIFUGES ETC	11 594	16 595	5 837
277 NATURAL ABRASIVES NES	16	1 060	374	744 MECHANICAL HANDLING EQU	10 683	13 565	4 796
278 OTHER CRUDE MINERALS	171 348	1 819	642	745 NONELEC MACHY, TOOLS NES	14 667	27 355	9 736
288 NONFER METAL SCRAP NES	720	170	56	749 NONELEC MACH PTS, ACC NES	5 875	25 664	9 029
291 CRUDE ANIMAL MTRIALS NES	559	735	257	751 OFFICE MACHINES	366	1 682	601
292 CRUDE VEG MATERIALS NES	2 677	1 927	679	752 AUTOMATIC DATA PROC EQUIP	6 443	288 064	100 096
322 COAL, LIGNITE, PEAT	83 488	2 981	1 041	759 OFFICE & ADP MCH PTS, ACC	6 831	107 016	37 780
323 BRIQUETS, COKE, SEMI-COKE	458 640	14 125	4 998	761 TELEVISION RECEIVERS	3 413	9 509	3 279
334 PETROLEUM PRODUCTS, REFIN	10 725	2 787	985	762 RADIO BROADCAST RECEIVRS	455	1 953	693
335 RESIDUAL PETRLM PROD NES	6 875	1 037	360	763 SOUND RECORDRS, PHONOGRPH	581	7 862	2 659
411 ANIMAL OILS AND FATS	8 781	1 596	564	764 TELECOM EQPT, PTS, ACC NES	1 137	14 893	5 192
423 FIXED VEG OILS, SOFT	9 909	2 171	735	771 ELECTRIC POWER MACHY NES	11 257	17 572	6 140
424 FIXED VEG OIL NONSOFT	2 464	761	256	772 SWITCHGEAR ETC & PTS NES	7 932	42 447	15 020
511 HYDROCARBONS NES, DERIVS	21 103	3 172	1 115	773 ELECTR DISTRIBUTING MACH	31 426	31 182	11 018
512 ALCOHOLS, PHENOLS, ETC	23 223	8 724	3 119	774 ELECTRO-MEDCL, XRAY EQUIP	144	3 120	1 112
513 ORGANIC ACIDS, ETC	39 617	24 956	8 835	775 HOUSEHOLD TYPE EQUIP NES	42 449	50 616	17 976
514 NITROGEN-FUNCTN COMPOUNDS	23 623	12 062	4 289	776 TRANSISTORS, VALVES, ETC	776	27 676	9 779
515 ORG-INORG COMPOUNDS ETC	5 683	8 986	3 186	778 ELECTRICAL MACHINERY NES	3 203	10 033	3 534
516 OTHER ORGANIC CHEMICALS	9 590	4 097	1 445	781 PASS MOTOR VEH EXC BUSES	76 896	101 599	35 669
522 INORG ELEMNTS, OXIDES, ETC	164 394	9 758	3 490	782 LORRIES, SPCL MTR VEH NES	7 898	9 074	3 170
523 OTHR INORGANIC CHEMICALS	57 144	7 326	2 571	783 ROAD MOTOR VEHICLES NES	4 517	5 426	1 903
531 SYNT DYE, NAT INDOGO, LAKES	8 260	7 972	2 812	784 MOTOR VEHCL PTS, ACC NES	13 891	25 283	8 934
532 DYES NES, TANNING PRODS	1 963	430	149	785 MOTOR & OTHER CYCLES ETC	4 822	4 473	1 519
533 PIGMENTS, PAINTS, ETC	19 516	7 433	2 616	786 VEH NES NONMOTR, TRAILERS	4 178	2 558	911
541 MEDICINAL ETC PRODUCTS	10 562	53 241	18 219	791 RAILWAY VEHICLES	13 093	43 965	15 980
551 ESSENTL OIL, PERFUME, ETC	199	604	212	792 AIRCRAFT	7	405	140
553 PERFUMERY, COSMETICS, ETC	1 369	2 297	809	793 SHIPS AND BOATS	1 435	310	114
554 SOAPS, CLEANING ETC PREPS	9 132	2 813	994	812 PLUMB, HEATING, LGHTNG EQU	8 456	5 087	1 769
562 FERTILIZERS MANUFACTURED	2 126 653	51 772	18 454	821 FURNITURE	16 863	12 158	4 237
572 EXPLOSIVES, PYROTECH PROD	45	141	50	824 TRAVEL GOODS, HANDBAGS	280	630	212
582 PROD OF CONDENSATION ETC	78 516	25 383	9 979	842 MENS OUTERWEAR NOT KNIT	2 178	14 150	4 983
583 PROD OF POLYMERIZING ETC	233 864	79 441	27 970	843 WOMENS OUTERWEAR NONKNIT	2 516	38 904	13 763
584 CELLULOSE DERIVATIVES ETC	2 921	2 000	705	844 UNDERWEAR NOT KNIT	58	641	226
585 PLASTIC MATERIALS NES	178	224	78	845 OUTERWEAR KNIT NONELASTC	824	13 859	4 776
591 PESTICIDES, DISINFECTANTS	8 249	9 271	3 388	846 UNDERWEAR KNITTED	140	1 264	434
592 STARCH INULIN, GLUTEN, ETC	3 326	1 965	684	847 TXLT CLTHNG ACCESSRYS NES	446	2 756	975
598 MISC CHEMICAL PROD NES	32 800	13 960	4 904	848 HEADGEAR, NONTXLT CLOTHNG	273	3 021	1 052
611 LEATHER	332	1 523	541	851 FOOTWEAR	996	3 665	1 158
612 LEATHER ETC MANUFACTURES	1 848	2 484	884	871 OPTICAL INSTRUMENTS	17	488	173
613 FUR SKINS TANNED, DRESSED	10	731	242	872 MEDICAL INSTRUMENTS NES	467	2 831	1 001
621 MATERIALS OF RUBBER	16 461	7 175	2 478	873 METERS & COUNTERS NES	351	1 961	695
625 RUBBER TYRES, TUBES	4 119	1 516	640	874 MEASURING, CONTROLING INSTR	1 128	22 435	7 934
628 RUBBER ARTICLES NES	3 023	3 716	1 349	881 PHOTO APPAR & EQUIPT NES	875	3 312	1 165
634 VENEERS, PLYWOOD, ETC	72 169	9 499	3 384	882 PHOTO, CINEMA SUPPLIES	4 010	5 943	2 106
635 WOOD MANUFACTURES NES	5 368	1 769	617	884 OPTICAL GOODS NES	328	14 440	5 082
641 PAPER AND PAPERBOARD	137 258	28 578	10 047	885 WATCHES AND CLOCKS	683	4 665	1 631
642 ARTICLES OF PAPER ETC	55 128	22 332	7 818	892 PRINTED MATTER	2 901	4 685	1 646
651 TEXTILE YARN AND THREAD	37 300	36 541	13 527	893 ARTICLES OF PLASTIC NES	22 465	21 152	7 412
652 COTTON FABRICS, WOVEN	2 147	6 320	2 208	894 TOYS, SPORTING GOODS, ETC	5 712	7 188	2 587
653 WOVN MAN-MADE FIB FABRIC	4 174	13 609	4 770	895 OFFICE SUPPLIES NES	724	2 212	774
654 OTH WOVN TEXTILE FABRIC	2 062	4 541	1 622	896 WORKS OF ART ETC	10	694	238
655 KNIT ETC FABRICS	6 246	15 860	5 579	897 GOLD, SILVER WARE JEWELRY	29	2 692	947
656 LACE, RIBBONS, TULLE, ETC	205	885	308	898 MUSICAL INSTRUMENTS, PTS	1 894	6 785	2 352
657 SPECIAL TEXTILE ETC PROD	2 584	5 339	1 879	899 OTHER MANUFACTURED GOODS	2 711	9 240	3 245
658 TEXTILE ARTICLES NES	493	954	334	951 WAR FIREARMS AMMUNITION	89	286	96
659 FLOOR COVERINGS ETC	1 596	643	293	DENMARK			
661 CEMENT ETC BUILDING PROD	14 379	294	101	IMPORTS	49 711 855	7 110 964	2 500 240
662 CLAY, REFRACTORY BLDG PRD	12 455	1 713	600				
663 OTH NONMETAL MINERAL MFS	32 574	7 865	2 779	001 LIVE ANIMALS	68 433	20 992	7 384
664 GLASS	19 644	9 352	3 246	011 MEAT FRESH, CHILL'D, FROZEN	1 002 101	519 825	183 092
665 GLASSWARE	26 687	5 844	2 036	012 MEAT DRIED, SALTED, SMOKED	2 488	2 905	1 012
666 POTTERY	224	185	62	014 MEAT PREP'D, PRSVD NES ETC	134 428	83 981	29 631
667 PEARL, PREC-, SEMI-P STONE		184	64	022 MILK AND CREAM	86 257	10 371	3 666
671 PIG IRON ETC	1 100	231	81	023 BUTTER	58 959	46 065	16 418
673 IRON AND STEEL SHAPES	32 620	5 578	1 984				

7 IMPORTS AND EXPORTS (SPECIAL TRADE) BY COUNTRIES OF PRODUCTION AND CONSUMPTION AND BY GROUPS OF THE SITC-REV. II 1984

GROUP DESCRIPTION	DT * 100 KG	1 000 DM	1 000 \$	GROUP DESCRIPTION	DT * 100 KG	1 000 DM	1 000 \$
024 CHEESE AND CURD	321 065	237 023	83 566	664 GLASS	129 977	17 987	6 315
025 EGGS, BIRDS, FRESH, PRSRVD	9 439	2 921	1 058	665 GLASSWARE	29 808	9 643	3 368
034 FISH FRESH, CHILLED, FROZN	1 065 463	333 055	117 160	666 POTTERY	4 905	14 820	5 145
035 FISH SALTED, DRIED, SMOKED	24 322	44 125	15 077	672 IRON, STL PRIMARY FORMS	40 836	2 962	1 007
036 SHELL FISH FRESH, FROZEN	19 755	4 435	1 558	673 IRON AND STEEL SHAPES	245 966	20 838	7 371
037 FISH ETC PREPD PRSVD NES	101 163	68 111	23 838	674 IRN, STL UNIV, PLATE, SHEET	909 912	71 695	25 353
041 WHEAT ETC UNMILLED	1 181 171	54 973	18 983	675 IRON, STEEL HOOP, STRIP	4 943	701	253
043 BARLEY UNMILLED	2 002 272	104 420	36 725	677 IRN, STL WIRE EXCL W ROD	7 764	1 490	518
045 CEREALS NES UNMILLED	416 684	19 400	6 727	678 IRON, STL TUBES, PIPES, ETC	159 188	34 574	12 111
046 WHEAT ETC MEAL OR FLOUR	13 432	928	328	679 IRN STL CASTINGS UNWORKE	47 683	9 468	3 332
048 CEREAL ETC PREPARATIONS	186 239	62 357	22 015	681 SILVER, PLATINUM, ETC	6	228	81
054 VEG ETC FRSH, SMPLY PRSVD	767 939	64 918	21 930	682 COPPER EXC CEMENT COPPER	25 661	10 471	3 685
056 VEGETABLES ETC PRSVD, PREPD	44 760	17 740	6 236	684 ALUMINIUM	110 811	62 379	21 981
057 FRUIT, NUTS, FRESH, DRIED	22 644	3 115	1 079	685 LEAD	876	685	223
058 FRUIT PRESERVED, PREPARED	83 058	20 750	7 357	686 ZINC	370	139	44
061 SUGAR AND HONEY	352 072	12 827	4 544	687 TIN	1 070	2 142	752
062 SUGAR PREPS NON-COCOA	15 953	8 404	2 979	689 NON-FER BASE METALS NES	2 023	1 100	386
071 COFFEE AND SUBSTITUTES	101	126	47	691 STRUCTURES AND PARTS NES	111 512	51 242	17 910
073 CHOCOLATE AND PRODUCTS	13 440	8 575	3 025	692 METAL TANKS, BOXES, ETC	38 392	15 705	5 505
075 SPICES	2 793	1 742	608	693 WIRE PRODUCTS NON ELECTR	680	390	140
081 FEEDING STUFF FOR ANIMLS	1 256 592	50 279	17 725	694 STL, COPPR NAILS, NUTS, ETC	40 671	14 044	4 925
091 MARGARINE AND SHORTENING	30 088	4 875	1 751	695 TOOLS	5 668	15 185	5 348
098 EDIBLE PRODUCTS, PREPS NES	113 342	39 812	14 061	696 CUTLERY	162	1 012	354
111 NON-ALCOHL BEVERAGES NES	91 937	9 119	3 243	697 BASE MTL HOUSEHOLD EQUIP	34 480	30 092	10 370
112 ALCOHOLIC BEVERAGES	381 391	58 736	20 734	699 OTHER METAL MANUFACTURES	110 482	54 632	19 220
122 TOBACCO MFERS	17 419	47 165	16 575	711 STEAM BOILERS & AUX PLNT	13 541	10 620	3 705
211 HIDES, SKINS, UNDRESSED	25 971	6 290	2 203	712 STEAM ENGINES, TURBINES	56	124	41
212 FUR SKINS UNDRESSED	2 238	136 392	49 762	713 INTRNL COMBUS PISTN ENGN	24 455	33 983	12 068
222 SEEDS FOR 'SOFT' FIXED OIL	1 715 608	192 477	65 089	714 ENGINES & MOTORS NES	196	8 813	3 112
223 SEEDS FOR OTH FIXED OILS	11 893	3 047	1 039	716 ROTATING ELECTRIC PLANT	59 841	49 110	17 281
233 RUBBER, SYNTHETIC, RECLAIMD	5 064	280	97	718 OTH POWER GENERATG MACHY	5 488	18 346	6 433
245 FUEL WOOD NES, CHARCOAL	16 884	224	76	721 AGRIC MACHY, EXC TRACTORS	70 270	56 438	19 939
246 PULPWOOD, CHIPS, WOODWASTE	115 601	1 360	470	722 TRACTORS NON-ROAD	2 019	1 697	611
247 OTH WOOD ROUGH, SQUARED	161 250	4 397	1 573	723 CIVIL ENNGNEERG EQUIP ETC	11 631	6 400	2 255
248 WOOD SHAPED	388 095	25 300	8 980	724 TEXTILE, LEATHER MACHNRY	4 554	12 176	4 281
251 PULP AND WASTE PAPER	362 803	19 101	6 681	725 PAPER ETC MILL MACHINERY	3 030	3 799	1 318
263 COTTON	2 529	441	151	726 PRINTG, BKBINDG MACHY, PTS	4 677	12 680	4 446
266 SYNTHETIC FIBRE TO SPIN	29 312	10 584	3 712	727 FOOD MACHY NON-DOMESTIC	4 621	10 054	3 540
267 OTHER MAN-MADE FIBRES	4 592	797	283	728 OTH MACHY FOR SPCL INDUS	23 934	49 301	17 365
268 WOOL (EXC TOPS), ANML HAIR	1 506	1 488	520	736 MACHINE TOOLS FOR METAL	11 106	12 840	4 463
269 WASTE OF TEXTILE FABRICS	9 518	271	98	737 METALWORKING MACHNRY NES	5 791	11 041	3 878
273 STONE, SAND AND GRAVEL	14 807 899	24 257	8 479	741 HEATING, COOLING EQUIPMNT	29 254	60 733	21 281
274 SULPHUR ETC	33 139	406	142	742 PUMPS FOR LIQUIDS ETC	118 329	84 947	29 912
278 OTHER CRUDE MINERALS	634 856	7 427	2 605	743 PUMPS NES, CENTRIFUGES ETC	94 704	67 421	23 765
282 IRON AND STEEL SCRAP	2 046 417	55 371	19 548	744 MECHANICAL HANDLING EQU	44 805	41 578	14 609
287 BASE METAL ORES, CONC NES	2 003	302	97	745 NONELEC MACHY, TOOLS NES	22 652	43 624	15 381
288 NONFER METAL SCRAP NES	322 827	81 260	28 597	749 NONELEC MACH PTS, ACC NES	49 728	130 179	45 796
289 PREC METAL ORE, WASTE NES	63	7 692	2 658	751 OFFICE MACHINES	700	3 521	1 251
291 CRUDE ANIMAL MTRIALS NES	190 986	39 703	14 070	752 AUTOMATIC DATA PROC EQUIP	1 652	39 482	13 890
292 CRUDE VEG MATERIALS NES	512 412	204 756	72 307	759 OFFICE & ADP MCH PTS, ACC	1 205	15 596	5 490
333 CRUDE PETROLEUM	-	-	-	761 TELEVISION RECEIVERS	549	1 673	594
334 PETROLEUM PRODUCTS, REFIN	2 083 219	150 524	51 924	762 RADIO BROADCAST RECEIVRS	255	1 966	680
335 RESIDUAL PETRLM PROD NES	144 262	9 427	3 314	763 SOUND RECORDRS, PHONOGRPH	495	4 159	1 425
341 GAS NATURAL AND MANUCTD	-	-	-	764 TELECOM EQPT, PTS, ACC NES	23 763	69 244	24 064
351 ELECTRIC ENERGY	-	-	-	771 ELECTRIC POWER MACHY NES	2 178	7 800	2 688
411 ANIMAL OILS AND FATS	461 401	49 208	17 169	772 SWITCHGEAR ETC & PTS NES	5 439	36 795	12 889
423 FIXED VEG OILS, SOFT	29 754	6 133	2 101	773 ELECTR DISTRIBUTING MACH	2 097	3 475	1 221
424 FIXED VEG OIL NONSOFT	73 469	21 765	7 683	774 ELECTRO-MEDCL, XRAY EQUIP	1 046	14 966	5 261
431 PROCESD ANML VEG OIL, ETC	105 493	29 695	10 435	775 HOUSEHOLD TYPE EQUIP NES	39 229	33 345	11 780
511 HYDROCARBONS NES, DERIVS	657	112	41	776 TRANSISTORS, VALVES, ETC	389	7 485	2 619
512 ALCOHOLS, PHENOLS, ETC	3 440	976	343	778 ELECTRICAL MACHINERY NES	24 873	30 437	10 599
513 ORGANIC ACIDS, ETC	51 083	22 579	7 867	781 PASS MOTOR VEH EXC BUSES	11 089	13 968	4 954
514 NITROGEN-FUNCTN COMPOUNDS	9 070	5 097	1 811	782 LORRIES, SPCL MTR VEH NES	13 236	6 824	2 453
515 ORG-INORG COMPOUNDS ETC	7 107	8 297	2 900	783 ROAD MOTOR VEHICLES NES	807	356	126
516 OTHER ORGANIC CHEMICALS	33 601	29 872	10 578	784 MOTOR VEHCL PTS, ACC NES	81 123	49 857	17 627
522 INORG ELEMNTS, OXIDES, ETC	33 765	4 961	1 762	785 MOTOR & OTHER CYCLES ETC	855	1 180	421
523 OTHR INORGANIC CHEMICALS	7 562	1 024	357	786 VEH NES NONMOTR, TRAILERS	45 387	23 399	8 318
531 SYNT DYE, NAT INDGO, LAKES	6 563	10 054	3 533	791 RAILWAY VEHICLES	4 865	5 869	2 018
532 DYES NES, TANNING PRODS	213	40	792	792 AIRCRAFT	101	5 447	1 894
533 PIGMENTS, PAINTS, ETC	61 992	31 447	11 140	793 SHIPS AND BOATS	12 449	23 076	8 289
541 MEDICINAL ETC PRODUCTS	12 886	99 531	34 898	812 PLUMB, HEATNG, LGHTNG EQU	69 438	39 371	13 804
551 ESSENTIAL OIL, PERFUME, ETC	243	626	219	821 FURNITURE	301 540	253 312	88 899
553 PERFUMERY, COSMETICS, ETC	2 235	3 608	1 265	831 TRAVEL GOODS, HANDBAGS	1 218	1 953	694
554 SOAPS, CLEANING ETC PREPS	80 428	10 522	3 706	842 MENS OUTERWEAR NOT KNIT	3 213	13 377	4 725
562 FERTILIZERS MANUFACTURED	1 886 945	45 075	15 848	843 WOMENS OUTERWEAR NONKNIT	5 878	29 100	10 198
582 PROD OF CONDENSATION ETC	91 869	18 500	6 493	844 UNDERWEAR NOT KNIT	375	2 235	779
583 PROD OF POLYMERIZING ETC	94 013	34 171	12 068	845 OUTERWEAR KNIT NONELASTC	9 189	57 646	20 185
584 CELLULOSE DERIVATIVES ETC	17 860	7 297	2 574	846 UNDERWEAR KNITTED	1 835	11 854	4 212
585 PLASTIC MATERIALS NES	595	3 026	1 076	847 TKTL CLTHNG ACCESSRYS NES	258	1 384	488
591 PESTICIDES, DISINFECTANTS	12 251	5 205	1 898	848 HEADGEAR, NONTKTL CLOTHNG	820	11 977	4 150
592 STARCH, INULIN, GLUTEN, ETC	48 993	12 251	4 321	851 FOOTWEAR	5 836	27 909	9 806
598 MISC CHEMICAL PRODS NES	486 582	33 840	11 865	871 OPTICAL INSTRUMENTS	40	763	260
611 LEATHER	981	4 748	1 666	872 MEDICAL INSTRUMENTS NES	10 366	37 143	13 096
612 LEATHER ETC MANUFACTURES	1 284	2 700	972	873 METERS & COUNTERS NES	127	1 617	568
613 FUR SKINS TANNED, DRESSED	229	3 059	1 086	874 MEASURING, CONTROLLNG INSTR	6 586	76 214	26 749
621 MATERIALS OF RUBBER	9 925	6 540	2 293	881 PHOTO APPAR & EQUIPT NES	4 287	24 975	8 788
625 RUBBER TYRES, TUBES	26 756	5 279	1 872	882 PHOTO, CINEMA SUPPLIES	305	1 853	657
628 RUBBER ARTICLES NES	6 059	12 853	4 524	883 DEVELOPED CINEMA FILM	199	1 569	561
633 CORK MANUFACTURES	838	390	134	884 OPTICAL GOODS NES	24	1 911	672
634 VENEERS, PLYWOOD, ETC	104 329	21 036	7 479	885 WATCHES AND CLOCKS	140	1 297	447
635 WOOD MANUFACTURES NES	523 535	156 447	55 314	892 PRINTED MATTER	40 885	41 869	14 691
641 PAPER AND PAPERBOARD	492 294	64 529	22 724	893 ARTICLES OF PLASTIC NES	112 582	112 512	39 578
642 ARTICLES OF PAPER ETC	270 684	63 815	22 530	894 TOYS, SPORTING GOODS ETC	37 692	87 915	30 825
651 TEXTILE YARN AND THREAD	72 744	72 585	25 460	895 OFFICE SUPPLIES NES	2 193	2 703	960
652 COTTON FABRICS, WOVEN	4 144	9 001	3 142	896 WORKS OF ART ETC	8 735	25 991	9 136
653 WOVN MAN-MADE FIB FABRIC	4 876	11 658	4 127	897 GOLD, SILVER WARE, JEWELRY	64	4 995	1 729
654 OTH WOVN TEXTILE FABRIC	5 537	7 207	2 546	898 MUSICAL INSTRUMENTS PTS	5 635	23 109	8 158
655 KNIT ETC FABRICS	1 224	3 529	1 238	899 OTHER MANUFACTURED GOODS	12 430	32 848	11 565
656 LACE, RIBBONS, TULLE, ETC	75	276	86	941 ZOO ANIMALS, PETS	185	1 526	542
657 SPECIAL TEXTILE ETC PROD	11 672	10 406	3 670	951 WAR FIREARMS, AMMUNITION	46	118	43
658 TEXTILE ARTICLES NES	5 008	14 751	5 212	961 COIN NONGOLD, NONCURRENT	1	196	68
659 FLOOR COVERINGS ETC	65 225	44 576	15 724	971 GOLD, NON MONETARY NES	59	5 157	1 786
661 CEMENT ETC BUILDING PROC	508 801	11 883	4 191				
662 CLAY, REFRACTORY BLDG PRD	774 958	16 658	5 913				
663 OTH NONMETAL MINERAL MFS	1 833 523	66 909	23 656				

7 IMPORTS AND EXPORTS (SPECIAL TRADE) BY COUNTRIES OF PRODUCTION AND CONSUMPTION AND BY GROUPS OF THE SITC-REV. II 1984

GROUP DESCRIPTION	DT * 100 KG	1 000 DM	1 000 \$	GROUP DESCRIPTION	DT * 100 KG	1 000 DM	1 000 \$
EXPORTS	35 728 773	10 029 532	3 529 985	628 RUBBER ARTICLES NES	10 578	26 396	9 300
001 LIVE ANIMALS	1 127	1 779	617	633 CORK MANUFACTURES	1 246	1 011	359
011 MEAT FRESH, CHILLO, FROZEN	4 607	3 226	1 131	634 VENEERS, PLYWOOD, ETC	707 516	81 118	28 549
012 MEAT DRIED, SALTED, SMOKED	144	221	75	635 WOOD MANUFACTURES NES	83 801	13 364	4 679
014 MEAT PREPD, PRSVD, NES ETC	10 112	7 371	2 592	641 PAPER AND PAPERBOARD	692 917	126 128	44 216
022 MILK AND CREAM	176 187	48 919	17 201	642 ARTICLES OF PAPER ETC	241 539	81 916	28 840
023 BUTTER	43 465	32 223	11 370	651 TEXTILE YARN AND THREAD	212 056	175 239	61 836
024 CHEESE AND CURD	14 184	8 193	2 853	652 COTTON FABRICS, WOVEN	26 622	58 110	20 321
025 EGGS, BIRDS, FRESH, PRSVD	14 632	3 525	1 208	653 WOVN MAN-MADE FIB FABRIC	20 388	44 235	15 486
034 FISH FRESH, CHILLED, FROZEN	60 837	11 986	4 206	654 OTH WOVEN TEXTILE FABRIC	4 317	8 360	2 940
035 FISH SALTED, DRIED, SMOKED	708	336	115	655 KNIT ETC FABRICS	13 051	26 189	9 273
036 SHELL FISH FRESH, FROZEN	1 989	1 921	683	656 LACE, RIBBONS, TULLE, ETC	2 503	8 461	2 969
037 FISH ETC PREPD PRSVD NES	5 562	5 272	1 844	657 SPECIAL TEXTILE ETC PROD	44 330	58 943	20 788
041 WHEAT ETC UNMILLED	554 428	29 385	10 489	658 TEXTILE ARTICLES NES	15 411	22 032	7 670
042 RICE	93 892	18 125	6 413	659 FLOOR COVERINGS ETC	32 643	20 877	7 331
043 BARLEY UNMILLED	158 582	8 388	3 074	661 CEMENT ETC BUILDING PROD	348 779	9 536	3 360
044 MAIZE UNMILLED	412 904	23 452	8 223	662 CLAY, REFRACTORY BLOG PROD	356 689	30 839	10 845
045 CEREALS NES UNMILLED	6 600	663	229	663 OTH NONMETAL MINERAL MFS	130 512	34 129	12 028
046 WHEAT ETC MEAL OR FLOUR	24 695	1 709	604	664 GLASS	159 761	31 332	11 049
047 OTHER CEREAL MEALS, FLOUR	335 054	23 314	8 315	665 GLASSWARE	125 640	32 144	11 271
048 CEREAL ETC PREPARATIONS	204 007	39 842	14 100	666 POTTERY	28 466	18 044	6 336
054 VEG ETC FRSH, SMPLY PRSVD	126 099	21 073	7 490	667 PEARL PREC.-SEMI-P STONE	20	1 561	552
056 VEGTBLES ETC PRSVD, PREPD	62 584	11 763	4 171	671 PIG IRON ETC	34 604	6 757	2 378
057 FRUIT, NUTS, FRESH, DRIED	161 770	31 379	10 974	672 IRON, STL PRIMARY FORMS	273 223	21 684	7 539
058 FRUIT PRESERVED, PREPARED	146 807	33 683	11 908	673 IRON AND STEEL SHAPES	727 253	89 610	31 523
061 SUGAR AND HONEY	264 353	19 909	7 033	674 IRN, STL UNIV, PLATE, SHEET	1 572 354	203 333	71 624
062 SUGAR PREPS NON-COCOA	13 117	6 910	2 415	675 IRON, STEEL HOOP, STRIP	352 063	56 872	20 021
071 COFFEE AND SUBSTITUTES	92 915	114 433	40 239	676 RAILWAY RAILS ETC IRN, STL	88 119	11 059	3 867
072 COCOA	11 860	7 664	2 680	677 IRN, STL WIRE EXCL W ROD	156 928	23 911	8 418
073 CHOCOLATE AND PRODUCTS	46 949	33 457	11 698	678 IRON, STL TUBES, PIPES, ETC	857 649	166 627	58 629
074 TEA AND MATE	2 787	3 006	1 061	679 IRN, STL CASTINGS UNWORKE	47 171	14 715	5 144
075 SPICES	6 635	6 633	2 325	681 SILVER, PLATINUM, ETC	1 160	9 614	3 369
081 FEEDING STUFF FOR ANIMLS	4 420 541	293 389	103 226	682 COPPER EXC CEMENT COPPER	166 950	98 807	34 683
091 MARGARINE AND SHORTENING	46 410	7 280	2 571	683 NICKEL	820	2 673	938
096 EDIBLE PRODUCTS, PREPS NES	100 413	24 547	8 662	684 ALUMINIUM	270 435	156 847	55 199
111 NON-ALCOHL BEVERAGES NES	10 150	1 693	600	685 LEAD	117 357	17 204	6 022
112 ALCOHOLIC BEVERAGES	157 872	41 910	14 742	686 ZINC	20 337	6 602	2 306
122 TOBACCO MFRS	4 000	11 881	4 174	687 TIN	279	685	242
211 HIDES, SKINS, UNDRESSED	1 833	854	292	689 NON-FER BASE METALS NES	47	389	121
212 FUR SKINS UNDRESSED	185	5 693	1 990	691 STRUCTURES AND PARTS NES	105 683	45 780	16 203
222 SEEDS FOR SOFT/FIXED OIL	90 258	10 607	3 702	692 METAL TANKS, BOXES, ETC	58 353	31 982	11 212
223 SEEDS FOR OTH FIXED OILS	12 026	2 015	713	693 WIRE PRODUCTS NON ELECTR	66 141	14 880	5 217
232 NATURAL RUBBER, GUMS	2 041	703	251	694 STL, COPPR NAILS, NUTS, ETC	82 268	47 447	16 702
233 RUBBER, SYNTHETIC, RECLAIMD	41 720	14 216	4 978	695 TOOLS	27 607	81 051	28 474
245 FUEL WOOD NES, CHARCOAL	4 710	419	151	696 CUTLERY	3 397	17 203	6 038
246 PULPWOOD, CHIPS, WOODWASTE	16 974	328	113	697 BASE MTL HOUSEHOLD EQUIP	16 399	23 448	8 226
247 OTH WOOD ROUGH, SQUARED	333 808	6 950	2 428	699 OTHER METAL MANUFACTURES	136 200	134 162	47 295
248 WOOD SHAPED	220 260	19 376	6 810	711 STEAM BOILERS & AUX PLNT	11 979	7 753	2 784
251 PULP AND WASTE PAPER	276 600	7 609	2 662	712 STEAM ENGINES, TURBINES	633	2 476	882
263 COTTON	6 577	2 637	940	713 INTRNL COMBUS PISTN ENGN	61 160	114 209	40 340
266 SYNTHETIC FIBRE TO SPIN	19 445	7 736	2 702	714 ENGINES & MOTORS NES	137	15 532	5 608
267 OTHER MAN-MADE FIBRES	2 642	886	310	716 ROTATING ELECTRIC PLANT	50 271	76 978	27 089
268 WOOL(Exc TOPS), ANML HAIR	6 173	4 758	1 688	718 OTH POWER GENERATG MACHY	2 011	7 511	2 631
269 WASTE OF TEXTILE FABRICS	436	270	94	721 AGRIC MACHY, EXC TRACTORS	69 318	65 690	23 016
273 STONE, SAND AND GRAVEL	287 851	3 677	1 295	722 TRACTORS NON-ROAD	63 948	70 032	24 265
274 SULPHUR ETC	563 136	19 454	6 879	723 CIVIL ENGINEERG EQUIP ETC	81 266	64 005	22 447
278 OTHER CRUDE MINERALS	998 806	13 827	4 874	724 TEXTILE, LEATHER MACHNRY	18 175	58 454	20 652
282 IRON AND STEEL SCRAP	190 083	5 078	1 798	725 PAPER ETC MILL MACHINERY	9 798	23 709	8 334
287 BASE METAL ORES CONC NES	24 504	972	347	726 PRINTG, BKBDNG MACHY, PTS	19 200	73 467	25 759
288 NONFER METAL SCRAP NES	49 069	13 909	4 956	727 FOOD MACHRY NON-DOMESTIC	5 881	21 995	7 680
289 PREC METAL ORE, WASTE NES	235	246	88	728 OTH MACHY FOR SPCL INDUS	64 801	161 985	56 821
291 CRUDE ANIMAL MTRIALS NES	109 574	13 547	4 778	736 MACHINE TOOLS FOR METAL	24 315	69 864	24 516
292 CRUDE VEG MATERIALS NES	51 786	31 805	11 247	737 METALWORKING MACHNRY NES	6 341	21 780	7 669
322 COAL, LIGNITE, PEAT	141 959	2 808	968	741 HEATING, COOLING EQUIPMNT	36 113	65 669	22 954
323 BRIQUETS, COKE, SEMI-COKE	334 166	9 140	3 168	742 PUMPS FOR LIQUIDS ETC	20 037	51 396	17 997
333 CRUDE PETROLEUM	5 683	192	71	743 PUMPS NES, CENTRIFUGES ETC	113 071	150 328	53 446
334 PETROLEUM PRODUCTS, REFIN	557 091	60 442	21 243	744 MECHANICAL HANDLING EQU	63 685	81 196	28 206
335 RESIDUAL PETRLM PROD NES	1 266 303	72 888	25 615	745 NONELEC MACHY, TOOLS NES	23 225	88 621	31 140
341 GAS NATURAL AND MANUFCTD				749 NONELEC MACH PTS, ACC NES	108 842	216 957	76 163
351 ELECTRIC ENERGY				751 OFFICE MACHINES	7 299	44 830	15 716
411 ANIMAL OILS AND FATS	156 092	20 272	7 135	752 AUTOMTIC DATA PROC EQUIP	7 993	156 907	54 751
423 FIXED VEG OILS, SOFT	249 226	52 163	18 180	759 OFFICE & ADP MCH PTS, ACC	1 986	45 086	15 831
424 FIXED VEG OIL NONSOFT	41 178	11 296	3 920	761 TELEVISION RECEIVERS	11 800	37 370	13 042
431 PROCESD ANML VEG OIL, ETC	978 890	128 289	45 062	762 RADIO BROADCAST RECEIVRS	2 936	14 125	5 024
511 HYDROCARBONS NES, DERIVS	82 834	13 546	4 730	763 SOUND RECORDRS, PHONOGRPH	2 690	24 310	8 479
512 ALCOHOLS, PHENOLS, ETC	301 118	64 849	22 808	764 TELECOM EQPT, PTS, ACC NES	9 111	119 010	41 746
513 ORGANIC ACIDS, ETC	183 806	42 194	14 867	771 ELECTRIC POWER MACHY NES	20 290	28 965	10 125
514 NITROGEN-FUNCTN COMPOUNDS	76 243	27 429	9 716	772 SWITCHGEAR ETC & PTS NES	30 318	165 052	58 114
515 ORG-INORG COMPOUNDS ETC	12 565	19 141	6 845	773 ELECTR DISTRIBUTING MACH	59 840	54 892	19 293
516 OTHER ORGANIC CHEMICALS	81 063	26 785	9 463	774 ELECTRO-MEDCL, XRAY EQUIP	676	15 508	5 448
522 INORG ELEMNTS, OXIDES, ETC	2 703 313	179 511	63 804	775 HOUSEHOLD TYPE EQUIP NES	86 125	103 114	36 116
523 OTHR INORGANIC CHEMICALS	817 846	62 081	21 789	776 TRANSISTORS, VALVES, ETC	13 266	64 969	22 904
524 RADIOACTIVE ETC MATERIAL	16	1 618	569	778 ELECTRICAL MACHINERY NES	65 536	157 437	55 223
531 SYNT DYE, NAT INDGO, LAKES	14 341	32 842	11 561	781 PASS MOTOR VEH EXC BUSES	403 318	452 824	160 508
532 DYES NES, TANNING PRODS	2 833	868	308	782 LORRIES, SPCL MTR VEH NES	148 967	181 479	63 544
533 PIGMENTS, PAINTS, ETC	120 571	67 981	23 907	783 ROAD MOTOR VEHICLES NES	27 586	39 003	13 709
541 MEDICINAL ETC PRODUCTS	21 001	112 472	39 701	784 MOTOR VEHCL PTS, ACC NES	205 316	199 824	70 428
551 ESSENTL OIL, PERFUME, ETC	2 049	4 989	1 766	785 MOTOR & OTHER CYCLES ETC	30 425	41 923	14 932
553 PERFUMERY, COSMETICS, ETC	12 945	15 195	5 355	786 VEH NES NONMOTR, TRAILERS	98 851	81 316	28 679
554 SOAPS, CLEANING ETC PREPS	139 494	39 761	14 011	791 RAILWAY VEHICLES	31 014	53 124	18 409
562 FERTILIZERS MANUFACTURED	2 555 575	90 613	32 358	792 AIRCRAFT	205	7 093	2 472
572 EXPLOSIVES, PYROTECH PROD	1 542	3 728	1 268	793 SHIPS AND BOATS	101 350	60 137	21 328
582 PROD OF CONDENSATION ETC	245 266	121 139	42 710	812 PLUMBG, HEATING LGHTNG EQU	16 015	27 554	9 636
583 PROD OF POLYMERIZING ETC	938 164	307 227	108 046	821 FURNITURE	137 143	77 601	27 556
584 CELLULOSE DERIVATIVES ETC	20 250	16 152	5 707	831 TRAVEL GOODS, HANDBAGS	3 717	8 470	2 974
585 PLASTIC MATERIALS NES	9 792	6 486	2 304	842 MENS OUTERWEAR NOT KNIT	3 876	20 171	7 026
591 PESTICIDES, DISINFECTANTS	70 442	71 867	26 426	843 WOMENS OUTERWEAR NONKNIT	5 934	58 344	20 553
592 STARCH, INULIN, GLUTEN, ETC	156 238	28 232	9 993	844 UNDERWEAR NOT KNIT	915	4 826	1 668
598 MISC CHEMICAL PRODS NES	486 259	109 379	38 668	845 OUTERWEAR KNIT NONELASTC	3 258	30 049	10 544
611 LEATHER	2 448	10 548	3 776	846 UNDERWEAR KNITTED	1 321	9 979	3 499
612 LEATHER ETC MANUFACTURES	4 928	10 125	3 562	847 TXLT CLTHNG ACCESSRYS NES	869	6 356	2 211
613 FUR SKINS TANNED, DRESSED	270	8 653	3 104	848 HEADGEAR, NONTXLT CLOTHNG	1 837	23 070	8 063
621 MATERIALS OF RUBBER	25 476	21 162	7 460	851 FOOTWEAR	9 723	41 470	14 636
625 RUBBER TYRES, TUBES	76 343	48 251	16 993	871 OPTICAL INSTRUMENTS	304	6 024	2 107
				872 MEDICAL INSTRUMENTS NES	3 929	23 429	8 243

7 IMPORTS AND EXPORTS (SPECIAL TRADE) BY COUNTRIES OF PRODUCTION AND CONSUMPTION AND BY GROUPS OF THE SITC-REV. II 1984

GROUP DESCRIPTION	DT = 100 KG	1 000 DM	1 000 \$	GROUP DESCRIPTION	DT = 100 KG	1 000 DM	1 000 \$
873 METERS & COUNTERS NES	1 926	10 358	3 645	716 ROTATING ELECTRIC PLANT	1 026	787	277
874 MEASURING, CONTROLLING INSTR	8 485	112 557	39 557	718 OTH POWER GENERATING MACH	5	780	298
881 PHOTO APPAR & EQUIP NES	2 977	23 213	8 156	724 TEXTILE, LEATHER MACHINRY	242	1 279	451
882 PHOTO, CINEMA SUPPLIES	18 741	41 124	14 471	725 PAPER ETC MILL MACHINERY	8	131	44
883 DEVELOPED CINEMA FILM	10	344	122	728 OTH MACH FOR SPCL INDUS	335	512	177
884 OPTICAL GOODS NES	630	31 966	11 266	736 MACHINE TOOLS FOR METAL	111	235	83
885 WATCHES AND CLOCKS	2 061	20 060	7 013	737 METALWORKING MACHINRY NES	473	322	118
892 PRINTED MATTER	116 775	78 292	27 527	741 HEATING, COOLING EQUIPMNT	1 097	843	291
893 ARTICLES OF PLASTIC NES	115 941	114 507	40 301	742 PUMPS FOR LIQUIDS ETC	33	160	55
894 TOYS, SPORTING GOODS, ETC	17 416	29 326	10 330	743 PUMPS NES, CENTRIFUGES ETC	136	175	61
895 OFFICE SUPPLIES NES	6 175	19 452	6 849	745 NONELEC MACHY, TOOLS NES	446	693	246
896 WORKS OF ART ETC	204	7 400	2 706	749 NONELEC MACH PTS, ACC NES	1 214	1 764	616
897 GOLD, SILVER WARE, JEWELRY	179	32 906	11 527	752 AUTOMATIC DATA PROC EQUIP	47	869	289
898 MUSICAL INSTRUMENTS, PTS	10 754	36 273	12 764	759 OFFICE & ADP MCH PTS, ACC	19	740	265
899 OTHER MANUFACTURED GOODS	40 160	39 833	14 001	761 TELEVISION RECEIVERS	197	1 201	411
941 ZOO ANIMALS, PETS	460	713	243	764 TELECOM EQPT, PTS, ACC NES	3 314	26 546	9 390
951 WAR FIREARMS, AMMUNITION	262	1 714	598	771 ELECTRIC POWER MACHY NES	603	826	292
971 GOLD, NON MONETARY NES		3 463	1 209	772 SWITCHGEAR ETC & PTS NES	9 002	21 158	7 443
				773 ELECTR DISTRIBUTING MACH	1 312	1 490	500
GREECE				774 ELECTRO-MEDCL, XRAY EQUIP	10	196	70
				775 HOUSEHOLD TYPE EQUIP NES	6 456	3 880	1 367
IMPORTS	10 759 577	3 078 925	1 081 972	776 TRANSISTORS, VALVES, ETC	56	112	38
011 MEAT FRESH, CHILLD, FROZEN	767	369	129	778 ELECTRICAL MACHINERY NES	12 651	10 869	3 845
022 MILK AND CREAM	763	331	113	781 PASS MOTOR VEH EXC BUSES	229	360	128
024 CHEESE AND CURD		8 881	3 135	784 MOTOR VEHCL PTS, ACC NES	455	273	96
034 FISH FRESH, CHILLED, FROZN	1 396	2 549	883	785 MOTOR & OTHER CYCLES ETC	224	113	38
036 SHELL FISH FRESH, FROZEN	515	624	220	792 AIRCRAFT	4	1 261	423
037 FISH ETC PREP PRSVD NES	2 331	2 358	831	793 SHIPS AND BOATS	1 575 685	37 213	12 997
041 WHEAT ETC UNMILLED	120 602	9 220	3 089	812 PLUMBING, HEATING, LIGHTNG EQU	139	199	71
048 CEREAL ETC PREPARATIONS	6 861	1 434	508	821 FURNITURE	572	241	80
054 VEG ETC FRSH, SMLY PRSVD	907 803	119 178	42 364	831 TRAVEL GOODS, HANDBAGS	354	1 384	485
056 VEGTBLES ETC PRSVD, PREP	175 309	34 392	12 026	842 MENS OUTERWEAR NOT KNIT	25 336	94 326	33 194
057 FRUIT, NUTS, FRESH, DRIED	1 670 631	235 772	81 114	843 WOMENS OUTERWEAR NONKNIT	62 981	312 443	110 251
058 FRUIT PRESERVED, PREPARED	736 914	110 668	39 106	844 UNDERWEAR NOT KNIT	228	550	194
061 SUGAR AND HONEY	24 295	5 326	1 841	845 OUTERWEAR KNIT NONELASTC	56 269	257 129	90 660
062 SUGAR PREPS NON-COCOA	4 986	2 040	712	846 UNDERWEAR KNITTED	68 473	227 004	81 210
071 COFFEE AND SUBSTITUTES	213	319	113	847 TKTL CLTHNG ACCESSRYS NES	668	2 451	850
072 COCOA	108	167	55	848 HEADGEAR, NONTKTL CLOTHNG	8 197	401 634	139 581
073 CHOCOLATE AND PRODUCTS	276	110	38	851 FOOTWEAR	9 518	50 463	17 792
075 SPICES	21 134	5 308	1 827	871 OPTICAL INSTRUMENTS	7	254	87
098 EDIBLE PRODUCTS, PREPS NES	12 155	5 145	1 807	874 MEASURING, CONTROLLING INSTR	20	1 167	419
112 ALCOHOLIC BEVERAGES	240 295	73 056	25 507	882 PHOTO, CINEMA SUPPLIES	8	383	139
121 TOBACCO UNMNFCTRD, REFUSE	87 585	67 607	24 168	883 DEVELOPED CINEMA FILM	4	83	30
122 TOBACCO MFRS	4 975	5 640	2 005	892 PRINTED MATTER	4 261	3 408	1 204
263 COTTON	53 987	20 056	7 098	893 ARTICLES OF PLASTIC NES	3 792	3 927	1 352
266 SYNTHETIC FIBRE TO SPIN	13 786	5 210	1 842	894 TOYS, SPORTING GOODS, ETC	140	174	61
268 WOOL(EXC TOPS), ANML HAIR	4 609	2 149	734	896 WORKS OF ART ETC	66	1 154	401
269 WASTE OF TEXTILE FABRICS	1 623	341	120	897 GOLD, SILVER WARE, JEWELRY	1	850	295
273 STONE, SAND AND GRAVEL	65 460	3 453	1 225	898 MUSICAL INSTRUMENTS, PTS	212	977	339
277 NATURAL ABRASIVES NES	498 506	2 796	1 018	899 OTHER MANUFACTURED GOODS	369	1 086	381
278 OTHER CRUDE MINERALS	1 910 553	56 482	19 803	EXPORTS	7 916 894	4 945 928	1 743 186
281 IRON ORE, CONCENTRATES	81 000	541	176	001 LIVE ANIMALS	956	1 547	526
282 IRON AND STEEL SCRAP	7 790	715	253	011 MEAT FRESH, CHILLD, FROZEN	793 357	521 996	182 582
287 BASE METAL ORES, CONC NES	388 196	5 891	2 080	014 MEAT PREP, PRSVD, NES ETC	3 685	2 482	880
288 NONFER METAL SCRAP NES	27 201	5 484	1 990	022 MILK AND CREAM	315 192	69 402	24 259
289 PREC METAL ORE, WASTE NES		3 360	1 185	023 BUTTER	7 276	5 981	2 114
291 CRUDE ANIMAL MTRIALS NES	1 625	1 599	563	024 CHEESE AND CURD	160 235	103 255	36 318
292 CRUDE VEG MATERIALS NES	7 082	3 710	1 299	025 EGGS, BIRDS, FRESH, PRSVD	4 051	2 765	962
334 PETROLEUM PRODUCTS, REFIN	504 140	37 999	12 461	034 FISH FRESH, CHILLED, FROZN	4 397	1 630	559
423 FIXED VEG OILS, SOFT	1 504	815	291	036 SHELL FISH FRESH, FROZEN	6 976	1 905	700
431 PROCESD ANML VEG OIL, ETC	2 612	102	37	037 FISH ETC PREP PRSVD NES	438	820	289
522 INORG ELEMNTS, OXIDES, ETC	421	174	61	042 RICE	2 174	633	224
531 SYNT DYE, NAT INDGO, LAKES	192	330	117	043 BARLEY UNMILLED	2 471	314	102
533 PIGMENTS, PAINTS, ETC	77	95	34	048 CEREAL ETC PREPARATIONS	20 617	10 405	3 633
541 MEDICINAL ETC PRODUCTS	32	1 878	618	054 VEG ETC FRSH, SMLY PRSVD	11 796	1 717	622
551 ESSENTIAL OIL, PERFUME, ETC	705	553	204	056 VEGTBLES ETC PRSVD, PREP	919	532	176
583 PROD OF POLYMERIZING ETC	15 221	6 642	2 340	057 FRUIT, NUTS, FRESH, DRIED	12 235	2 889	971
585 PLASTIC MATERIALS NES	4 550	1 166	417	058 FRUIT PRESERVED, PREPARED	22 391	4 521	1 599
598 MISC CHEMICAL PRODS NES	16 445	8 509	3 032	061 SUGAR AND HONEY	3 237	832	295
612 LEATHER ETC MANUFACTURES	65	471	160	062 SUGAR PREPS NON-COCOA	2 558	1 666	583
613 FUR SKINS TANNED, DRESSED	2 150	80 815	28 721	071 COFFEE AND SUBSTITUTES	2 602	4 333	1 527
625 RUBBER TYRES, TUBES	3 840	2 315	797	072 COCOA	5 618	5 939	2 077
634 VENEERS, PLYWOOD, ETC	9 799	1 913	681	073 CHOCOLATE AND PRODUCTS	5 425	4 476	1 536
635 WOOD MANUFACTURES NES	1 267	684	241	075 SPICES	348	273	95
642 ARTICLES OF PAPER ETC	5 292	1 334	466	081 FEEDING STUFF FOR ANML	34 367	6 355	2 222
651 TEXTILE YARN AND THREAD	226 333	223 829	78 863	091 MARGARINE AND SHORTENING	188 985	44 107	15 568
652 COTTON FABRICS, WOVEN	17 447	21 319	7 530	098 EDIBLE PRODUCTS, PREPS NES	19 309	13 499	4 737
653 WOVN MAN-MADE FIB FABRIC	3 493	4 099	1 445	111 NON-ALCOHL BEVERAGES NES	61 274	13 518	4 773
654 OTH WOVEN TEXTILE FABRIC	83	518	174	112 ALCOHOLIC BEVERAGES	12 918	2 729	978
655 KNIT ETC FABRICS	4 008	6 592	2 329	121 TOBACCO UNMNFCTRD, REFUSE	10 681	15 816	5 594
656 LACE, RIBBONS, TULLE, ETC	132	282	102	122 TOBACCO MFRS	4 524	10 938	3 852
657 SPECIAL TEXTILE ETC PROD	330	551	203	211 HIDES, SKINS, UNRESSED	1 146	673	225
658 TEXTILE ARTICLES NES	50 771	65 564	23 010	212 FUR SKINS UNRESSED	9	179	63
659 FLOOR COVERINGS ETC	17 736	21 363	7 529	223 SEEDS FOR OTH FIXED OILS	465	106	37
661 CEMENT ETC BUILDING PROD	46 649	5 873	2 069	233 RUBBER, SYNTHETIC, RECLAIMD	17 822	5 977	2 096
663 OTH NONMETAL MINERAL MFS	369	551	198	247 OTH WOOD ROUGH, SQUARED	1 607	105	36
666 POTTERY	809	750	259	248 WOOD SHAPED	18 237	2 363	829
671 PIG IRON ETC	551 044	156 781	55 812	251 PULP AND WASTE PAPER	479	99	35
674 IRN, STL UNIV, PLATE, SHEET	172 364	16 065	5 713	263 COTTON	1 861	841	289
675 IRON, STEEL HOOP, STRIP	18 948	2 579	907	266 SYNTHETIC FIBRE TO SPIN	126 314	54 664	19 349
678 IRON, STL TUBES, PIPES, ETC	10 022	1 078	381	267 OTHER MAN-MADE FIBRES	21 351	15 279	5 384
679 IRN, STL CASTINGS UNWORKE	694	184	65	268 WOOL(EXC TOPS), ANML HAIR	1 567	1 481	524
681 SILVER, PLATINUM, ETC	2	103	40	269 WASTE OF TEXTILE FABRICS	2 191	342	125
682 COPPER EXC CEMENT COPPER	39 425	20 519	7 314	273 STONE, SAND AND GRAVEL	4 843	191	63
684 ALUMINIUM	50 745	30 086	10 455	277 NATURAL ABRASIVES NES	18	11 092	3 925
689 NON-FER BASE METALS NES	363	146	51	278 OTHER CRUDE MINERALS	273 837	1 619	577
691 STRUCTURES AND PARTS NES	1 374	262	91	282 IRON AND STEEL SCRAP	2 439	124	42
692 METAL TANKS, BOXES, ETC	1 244	1 103	404	287 BASE METAL ORES, CONC NES	5 621	261	89
695 TOOLS	112	4 036	1 415	291 CRUDE ANIMAL MTRIALS NES	4 995	2 006	701
697 BASE MTL HOUSEHOLD EQUIP	1 458	2 416	822	292 CRUDE VEG MATERIALS NES	4 294	4 253	1 509
699 OTHER METAL MANUFACTURES	4 230	2 073	718	323 BRIQUETTES, COKE, SEMI-COKE	6 123	214	78
712 STEAM ENGINES, TURBINES	4	150	48	334 PETROLEUM PRODUCTS, REFIN	46 183	12 690	4 468
713 INTRNL COMBUS PISTN ENGN	356	248	84	335 RESIDUAL PETRLM PROD NES	28 084	3 430	1 220
714 ENGINES & MOTORS NES	125	5 246	1 840				

7 IMPORTS AND EXPORTS (SPECIAL TRADE) BY COUNTRIES OF PRODUCTION AND CONSUMPTION AND BY GROUPS OF THE SITC-REV. II 1984

GROUP DESCRIPTION	DT * 100 KG	1 000 DM	1 000 \$	GROUP DESCRIPTION	DT * 100 KG	1 000 DM	1 000 \$
411 ANIMAL OILS AND FATS	2 437	530	189	752 AUTOMATIC DATA PROC EQUIP	767	14 132	4 883
423 FIXED VEG OILS,SOFT	9 473	2 149	758	759 OFFICE & ADP MCH PTS,ACC	209	4 937	1 719
424 FIXED VEG OIL NONSOFT	5 294	1 099	390	761 TELEVISION RECEIVERS	9 409	33 886	11 683
431 PROCESD ANML VEG OIL,ETC	29 189	8 391	2 954	762 RADIO BROADCAST RECEIVRS	694	3 698	1 288
511 HYDROCARBONS NES,DERIVS	26 857	4 456	1 555	763 SOUND RECORDRS,PHONOGRPH	2 112	19 318	6 629
512 ALCOHOLS,PHENOLS,ETC	23 673	6 895	2 424	764 TELECOM EQPT,PTS,ACC NES	16 737	103 484	36 277
513 ORGANIC ACIDS,ETC	121 854	28 342	9 953	771 ELECTRIC POWER MACHY NES	3 870	4 011	1 437
514 NITROGEN-FUNCTN COMPOUNDS	22 638	17 234	6 092	772 SWITCHGEAR ETC & PTS NES	13 724	45 784	16 227
515 ORG-INORG COMPOUNDS ETC	18 560	20 414	7 129	773 ELECTR DISTRIBUTING MACH	6 981	6 509	2 293
516 OTHER ORGANIC CHEMICALS	9 173	4 214	1 477	774 ELECTRO-MEDCL,XRAY EQUIP	572	10 714	3 787
522 INORG ELEMNTS,OXIDES,ETC	46 492	11 715	4 109	775 HOUSEHOLD TYPE EQUIP NES	63 354	76 195	26 893
523 OTHR INORGANIC CHEMICALS	198 023	17 685	6 215	776 TRANSISTORS,VALVES,ETC	12 317	21 845	7 627
524 RADIOACTIVE ETC MATERIAL	1	718	256	778 ELECTRICAL MACHINERY NES	51 441	50 736	17 807
531 SYNT DYE,NAT INDOGO,LAKES	11 009	25 542	9 034	781 PASS MOTOR VEH EXC BUSES	204 120	253 290	88 791
532 DYES NES,TANNING PRODS	18 274	3 892	1 370	782 LORRIES,SPCL MTR VEH NES	302 160	78 138	27 552
533 PIGMENTS,PAINTS,ETC	77 244	40 083	14 012	783 ROAD MOTOR VEHICLES NES	15 253	8 778	3 148
541 MEDICINAL ETC PRODUCTS	11 677	66 077	23 315	784 MOTOR VEHCL PTS,ACC NES	272 489	102 022	35 790
551 ESSENTL OIL,PERFUME,ETC	2 190	4 631	1 626	785 MOTOR & OTHER CYCLES ETC	4 450	5 531	1 918
553 PERFUMERY,COSMETICS,ETC	4 782	5 091	1 779	786 VEH NES NONMOTR,TRAILERS	50 351	15 984	5 571
554 SOAPS,CLEANING ETC PREPS	56 946	21 202	7 477	791 RAILWAY VEHICLES	21 059	68 794	24 270
562 FERTILIZERS MANUFACTURED	447 027	25 263	8 794	792 AIRCRAFT	137	18 027	6 413
572 EXPLOSIVES,PYROTECH PROD	249	701	246	793 SHIPS AND BOATS	80 596	19 585	7 477
582 PROD OF CONDENSATION ETC	122 476	57 347	20 192	812 PLUMBG,HEATING,LGHTNG EQU	2 876	4 493	1 599
583 PROD OF POLYMERIZING ETC	274 817	76 293	26 909	821 FURNITURE	11 930	12 716	4 486
584 CELLULOSE DERIVATIVES ETC	12 434	11 028	3 877	831 TRAVEL GOODS,HANDBAGS	609	1 114	392
585 PLASTIC MATERIALS NES	674	1 171	403	842 MENS OUTERWEAR NOT KNIT	4 098	7 470	2 616
591 PESTICIDES,DISINFECTANTS	21 649	21 721	7 720	843 WOMENS OUTERWEAR NONKNIT	6 370	16 298	5 712
592 STARCH,INULIN,GLUTEN,ETC	20 540	9 463	3 319	844 UNDERWEAR NOT KNIT	60	307	105
598 MISC CHEMICAL PRODS NES	126 046	48 401	17 014	845 UNDERWEAR KNIT NONELASTC	1 779	4 090	1 469
611 LEATHER	4 154	17 842	6 210	846 UNDERWEAR KNITTED	6 978	13 993	4 928
612 LEATHER ETC MANUFACTURES	348	879	305	847 TXLT CLTHNG ACCESSRYS NES	1 154	4 840	1 710
613 FUR SKINS TANNED,DRESSED	13 388	401 079	142 100	848 HEADGEAR,NONTXLT CLOTHNG	2 615	18 319	6 460
621 MATERIALS OF RUBBER	9 035	7 942	2 771	851 FOOTWEAR	944	3 412	1 207
625 RUBBER TYRES,TUBES	30 519	19 025	6 682	871 OPTICAL INSTRUMENTS	134	2 325	832
628 RUBBER ARTICLES NES	4 631	9 760	3 436	872 MEDICAL INSTRUMENTS NES	1 072	11 868	4 161
634 VENEERS,PLYWOOD,ETC	22 424	6 566	2 303	873 METERS & COUNTERS NES	326	1 777	612
635 WOOD MANUFACTURES NES	4 570	2 594	926	874 MEASURING,CONTROLLNG INSTR	3 954	36 899	12 900
641 PAPER AND PAPERBOARD	136 761	34 733	12 233	881 PHOTO APPAR & EQUIPT NES	975	7 465	2 634
642 ARTICLES OF PAPER ETC	167 170	66 096	23 105	882 PHOTO,CINEMA SUPPLIES	7 602	16 383	5 845
651 TEXTILE YARN AND THREAD	69 397	81 776	28 636	883 DEVELOPED CINEMA FILM	8	101	32
652 COTTON FABRICS,WOVEN	32 897	90 507	31 906	884 OPTICAL GOODS NES	90	2 441	847
653 WOVN MAN-MADE FIB FABRIC	42 445	108 653	38 123	885 WATCHES AND CLOCKS	1 058	9 675	3 390
654 OTH WOVN TEXTILE FABRIC	11 393	39 886	14 117	892 PRINTED MATTER	15 758	16 800	5 917
655 KNIT ETC FABRICS	19 621	48 849	17 240	893 ARTICLES OF PLASTIC NES	29 957	25 531	9 062
656 LACE,RIBBONS,TULLE,ETC	707	4 947	1 716	894 TOYS,SPORTING GOODS,ETC	8 354	13 550	4 740
657 SPECIAL TEXTILE ETC PROD	18 486	36 322	12 763	895 OFFICE SUPPLIES NES	2 212	7 380	2 576
658 TEXTILE ARTICLES NES	5 415	4 161	1 476	896 WORKS OF ART ETC	9	2 261	817
659 FLOOR COVERINGS ETC	1 782	2 217	788	897 GOLD,SILVER WARE,JEWELRY	110	7 743	2 781
661 CEMENT ETC BUILDING PROD	1 957	317	115	898 MUSICAL INSTRUMENTS,PTS	3 806	13 889	4 705
662 CLAY,REFRACTORY BLDG PRD	95 243	13 309	4 722	899 OTHER MANUFACTURED GOODS	5 691	17 629	6 182
663 OTH NONMETAL MINERAL MFS	31 923	13 163	4 669	941 ZOO ANIMALS,PETS	9	125	44
664 GLASS	64 926	8 867	3 128	951 WAR FIREARMS,AMMUNITION	112	1 271	450
665 GLASSWARE	76 173	25 545	9 004	961 COIN NONGOLD,NONCURRENT		173	60
666 POTTERY	11 485	7 087	2 511	971 GOLD,NON MONETARY NES		7 295	2 543
667 PEARL,PREC-,SEMI-P STONE	3	417	150				
671 PIG IRON ETC	17 917	3 182	1 123	ICELAND			
672 IRON,STL PRIMARY FORMS	329 030	20 555	7 051	IMPORTS	1 312 442	266 168	93 792
673 IRON AND STEEL SHAPES	123 438	12 470	4 385	001 LIVE ANIMALS	155	269	94
674 IRN,STL UNIV,PLATE,SHEET	381 302	64 002	22 661	011 MEAT FRESH,CHILLO,FROZEN	1 609	726	258
675 IRON,STEEL HOOP,STRIP	62 573	8 403	2 994	034 FISH FRESH,CHILLO,FROZN	316 823	71 328	25 063
676 RAILWAY RAILS ETC IRN,STL	3 679	634	221	035 FISH SALTED,DRIED,SMOKED	16 420	6 683	2 359
677 IRN,STL WIRE EXCL W ROD	21 362	4 008	1 408	036 SHELL FISH FRESH,FROZEN	224	390	131
678 IRON,STL TUBES,PIPES,ETC	86 865	15 150	5 374	037 FISH ETC PREPD PRSD NES	17 132	25 166	8 785
679 IRN,STL CASTINGS UNWORKE	2 894	483	172	081 FEEDING STUFF FOR ANIMLS	151 581	16 085	5 722
681 SILVER,PLATINUM,ETC	106	5 034	1 778	263 COTTON	207	157	50
682 COPPER EXC CEMENT COPPER	8 989	8 113	2 849	268 WOOL(EXC TOPS),ANML HAIR	1 169	702	245
683 NICKEL	98	281	99	277 NATURAL ABRASIVES NES	163 763	1 065	375
684 ALUMINIUM	38 796	23 564	8 287	278 OTHER CRUDE MINERALS	13 685	1 118	397
685 LEAD	21 132	2 647	927	288 NONFERR METAL SCRAP NES	3 936	613	212
686 ZINC	10 349	3 370	1 178	289 PREC METAL ORE,WASTE NES		800	287
687 TIN	189	629	225	291 CRUDE ANIMAL MTRIALS NES	1 080	1 175	406
689 NON-FER BASE METALS NES	701	669	248	292 CRUDE VEG MATERIALS NES	1 321	121	42
691 STRUCTURES AND PARTS NES	26 850	16 759	5 954	411 ANIMAL OILS AND FATS	106 092	12 489	4 636
692 METAL TANKS,BOXES,ETC	7 649	4 163	1 479	598 MISC CHEMICAL PRODS NES	60 955	5 443	1 919
693 WIRE PRODUCTS NON ELECTR	15 636	8 339	2 935	613 FUR SKINS TANNED,DRESSED	97	292	107
694 STL,COPPR NAILS,NUTS,ETC	8 090	6 080	2 140	651 TEXTILE YARN AND THREAD	140	369	122
695 TOOLS	9 059	19 334	6 825	658 TEXTILE ARTICLES NES	24	87	30
696 CUTLERY	1 791	8 207	2 895	671 PIG IRON ETC	305 489	52 658	18 496
697 BASE MTL HOUSEHOLD EQUIP	12 539	22 130	7 796	684 ALUMINIUM	146 439	59 735	21 037
699 OTHER METAL MANUFACTURES	26 632	26 267	9 279	699 OTHER METAL MANUFACTURES	1 220	701	250
700 INDUSTRIAL PLANT,CHAP 84	404	481	171	718 OTH POWER GENERATG MACHY	6	161	53
703 INDUSTRIAL PLANT,CHAP 85	138	156	60	724 TEXTILE,LEATHER MACHNRY	34	109	39
711 STEAM BOILERS & AUX PLNT	11 308	12 904	4 672	749 NONELEC MACH PTS,ACC NES	1	76	30
712 STEAM ENGINES,TURBINES	397	2 491	851	843 WOMENS OUTERWEAR NONKNIT	40	506	174
713 INTRNL COMBUS PISTN ENGN	49 688	42 258	14 939	845 OUTERWEAR KNIT NONELASTC	318	3 933	1 354
714 ENGINES & MOTORS NES	130	14 743	5 037	847 TXLT CLTHNG ACCESSRYS NES	13	109	34
716 ROTATING ELECTRIC PLANT	9 313	15 387	5 458	848 HEADGEAR,NONTXLT CLOTHNG	15	258	90
718 OTH POWER GENERATG MACHY	221	2 829	1 011	896 WORKS OF ART ETC	6	281	99
721 AGRIC MACHY,EXC TRACTORS	32 367	34 222	12 511	EXPORTS	646 570	294 553	104 191
722 TRACTORS NON-ROAD	60 710	59 873	21 339	047 OTHER CEREAL MEALS,FLOUR	69 534	2 890	1 053
723 CIVIL ENGINEERG EQUIP ETC	124 510	68 516	24 377	048 CEREAL ETC PREPARATIONS	86 505	4 668	1 670
724 TEXTILE,LEATHER MACHNRY	18 606	54 522	19 341	054 VEG ETC FRSH,SMPLY PRSD	13 190	1 063	377
725 PAPER ETC MILL MACHINERY	2 176	4 671	1 644	056 VEGETBL ETC PRSD,PREPD	2 209	133	40
726 PRINTG,BKBDNG MACHY,PTS	4 931	16 858	5 859	057 FRUIT,NUTS,FRESH,DRIED	1 469	882	303
727 FOOD MACHY NON-DOMESTIC	2 723	8 949	3 124	058 FRUIT PRESERVED,PREPARED	15 477	1 027	361
728 OTH MACHY FOR SPCL INDUS	43 721	51 862	18 322	061 SUGAR AND HONEY	678	449	152
736 MACHINE TOOLS FOR METAL	10 110	12 836	4 534	062 SUGAR PREPS NON-COCOA	1 659	1 790	631
737 METALWORKING MACHNRY NES	4 683	5 138	1 812	073 CHOCOLATE AND PRODUCTS	617	586	195
741 HEATING,COOLING EQUIPMNT	15 182	32 882	11 624	075 SPICES	152	126	34
742 PUMPS FOR LIQUIDS ETC	7 451	26 738	9 567	081 FEEDING STUFF FOR ANIMLS	67 985	3 091	1 062
743 PUMPS NES,CENTRFUGES ETC	17 148	42 651	14 864				
744 MECHANICAL HANDLING EQU	24 165	23 747	8 390				
745 NONELEC MACHY,TOOLS NES	12 507	34 412	12 059				
749 NONELEC MACH PTS,ACC NES	22 124	62 856	22 236				
751 OFFICE MACHINES	923	5 324	1 880				

7 IMPORTS AND EXPORTS (SPECIAL TRADE) BY COUNTRIES OF PRODUCTION AND CONSUMPTION AND BY GROUPS OF THE SITC-REV. 11 1984

GROUP DESCRIPTION	DT * 100 KG	1 000 DM	1 000 \$	GROUP DESCRIPTION	DT * 100 KG	1 000 DM	1 000 \$
098 EDIBLE PRODUCTS,PREPS NES	2 344	887		309 781 PASS MOTOR VEH EXC BUSES	8 242	13 274	4 669
112 ALCOHOLIC BEVERAGES	4 073	1 997		709 782 LORRIES, SPCL MTR VEH NES	6 927	6 789	2 431
248 WOOD SHAPED	881	90		34 783 ROAD MOTOR VEHICLES NES	1 728	1 791	646
268 WOOL(EXC TOPS),ANML HAIR	142	177		65 784 MOTOR VEHCL PTS,ACC NES	2 924	5 842	2 062
278 OTHER CRUDE MINERALS	20 082	305		111 785 MOTOR & OTHER CYCLES ETC	257	491	170
292 CRUDE VEG MATERIALS NES	224	184		59 786 VEH NES NONMOTR,TRAILERS	6 932	6 422	2 324
334 PETROLEUM PRODUCTS,REFIN	3 621	798		282 792 AIRCRAFT	144	1 575	520
335 RESIDUAL PETRLM PROD NES	721	134		46 793 SHIPS AND BOATS	84 108	27 187	9 959
423 FIXED VEG OILS,SOFT	982	254		88 812 PLUMBING,HEATING,LIGHTING EQU	1 240	1 473	513
431 PROCESD ANML VEG OIL,ETC	2 019	540		184 821 FURNITURE	2 491	3 514	1 223
511 HYDROCARBONS NES,DERIVS	4 474	133		48 831 TRAVEL GOODS, HANDBAGS	269	1 360	468
512 ALCOHOLS,PHENOLS,ETC	493	173		61 842 MENS OUTERWEAR NOT KNIT	150	1 792	633
513 ORGANIC ACIDS,ETC	819	629		201 843 WOMENS OUTERWEAR NONKNIT	149	2 734	968
515 ORG-INORG COMPOUNDS ETC	239	377		132 844 UNDERWEAR NOT KNIT	47	352	123
516 OTHER ORGANIC CHEMICALS	294	129		48 845 OUTERWEAR KNIT NONELASTC	177	2 372	830
522 INORG ELEMNTS,OXIDES,ETC	2 791	449		156 846 UNDERWEAR KNITTED	205	2 209	774
523 OTHR INORGANIC CHEMICALS	5 284	691		243 847 TXTL CLTHNG ACCESSRYS NES	74	923	332
531 SYNT DYE,NAT INDOGO,LAKES	119	524		183 848 HEADGEAR,NONTXTL CLOTHNG	163	924	323
532 DYES NES,TANNING PRODS	466	115		41 851 FOOTWEAR	521	3 712	1 307
533 PIGMENTS,PAINTS,ETC	6 775	3 018		1 083 871 OPTICAL INSTRUMENTS	15	168	55
541 MEDICINAL ETC PRODUCTS	370	1 584		553 872 MEDICAL INSTRUMENTS NES	92	1 057	376
553 PERFUMERY,COSMETICS,ETC	1 146	1 624		574 873 METERS & COUNTERS NES	90	438	152
554 SOAPS,CLEANING ETC PREPS	4 537	1 629		568 874 MEASURING,CONTROLLNG INSTR	223	2 982	1 043
562 FERTILIZERS MANUFACTURED	4 003	158		60 881 PHOTO APPAR & EQUIPT NES	130	799	279
572 EXPLOSIVES,PYROTECH PROD	110	260		88 882 PHOTO,CINEMA SUPPLIES	887	1 443	508
582 PROD OF CONDENSATION,ETC	2 870	1 728		617 884 OPTICAL GOODS NES	7	685	244
583 PROD OF POLYMERIZING ETC	33 422	9 992		3 531 885 WATCHES AND CLOCKS	47	409	134
584 CELLULOSE DERIVATIVES ETC	52	136		44 892 PRINTED MATTER	1 493	1 822	645
591 PESTICIDES,DISINFECTANTS	95	273		96 893 ARTICLES OF PLASTIC NES	7 409	6 934	2 431
592 STARCH,INULIN,GLUTEN,ETC	1 434	625		227 894 TOYS,SPORTING GOODS,ETC	958	2 148	742
598 MISC CHEMICAL PRODS NES	7 381	2 007		713 895 OFFICE SUPPLIES NES	102	558	191
611 LEATHER	155	235		84 897 GOLD,SILVER WARE,JEWELRY	5	2 042	712
612 LEATHER ETC MANUFACTURES	58	262		90 898 MUSICAL INSTRUMENTS,PTS	166	778	270
621 MATERIALS OF RUBBER	5 064	3 287		1 154 899 OTHER MANUFACTURED GOODS	483	1 332	460
625 RUBBER TYRES,TUBES	3 747	1 382		480 951 WAR FIREARMS,AMMUNITION	15	93	32
628 RUBBER ARTICLES NES	436	658					
634 VENEERS,PLYWOOD,ETC	2 489	1 119		398 FAROE IS			
635 WOOD MANUFACTURES NES	789	568		196			
641 PAPER AND PAPERBOARD	12 787	3 250		1 131 IMPORTS	181 193	53 465	18 853
642 ARTICLES OF PAPER ETC	6 065	3 362		1 180			
651 TEXTILE YARN AND THREAD	269	861		305 034 FISH FRESH,CHILLED,FROZEN	101 738	32 811	11 597
652 COTTON FABRICS,WOVEN	740	1 957		687 035 FISH SALTED,DRIED,SMOKED	34 257	13 139	4 566
653 WOVN MAN-MADE FIB FABRIC	385	1 419		494 036 SHELL FISH FRESH,FROZEN	7 485	1 997	703
654 OTH WOVEN TEXTILE FABRIC	66	287		105 037 FISH ETC PREPD PRSVD NES	204	187	64
655 KNIT ETC FABRICS	85	394		133 081 FEEDING STUFF FOR ANIMLS	31 478	3 498	1 266
656 LACE,RIBBONS,TULLE,ETC	53	404		132 411 ANIMAL OILS AND FATS	5 651	680	246
657 SPECIAL TEXTILE ETC PROD	724	1 318		467 896 WORKS OF ART ETC	3	1 090	394
658 TEXTILE ARTICLES NES	262	918					
659 FLOOR COVERINGS ETC	1 586	1 201		319 EXPORTS	36 179	43 760	14 430
661 CEMENT ETC BUILDING PROD	3 279	221		75			
662 CLAY,REFRACTORY BLDG PRD	6 716	714		251 642 ARTICLES OF PAPER ETC	1 981	795	281
663 OTH NONMETAL MINERAL MFS	1 035	551		195 659 FLOOR COVERINGS ETC	217	85	30
664 GLASS	2 120	862		299 691 STRUCTURES AND PARTS NES	30	87	33
665 GLASSWARE	1 884	1 059		367 699 OTHER METAL MANUFACTURES	330	685	239
666 POTTERY	981	1 666		583 713 INTRNL COMBUS PISTN ENGN	323	1 043	344
673 IRON AND STEEL SHAPES	2 658	372		129 716 ROTATING ELECTRIC PLANT	49	107	36
674 IRN,STL UNIV,PLATE,SHEET	16 627	3 413		216 727 FOOD MACHRY NON-DOMESTIC	222	2 312	835
675 IRON,STEEL HOOP,STRIP	660	106		38 745 NONELEC MACHY,TOOLS NES	66	96	34
678 IRON,STL TUBES,PIPES,ETC	17 803	3 244		1 160 749 NONELEC MACH PTS,ACC NES	29	83	30
679 IRN,STL CASTINGS UNWORKE	489	107		39 764 TELECOM EQPT,PTS,ACC NES	11	346	123
682 COPPER EXC CEMENT COPPER	693	808		281 775 HOUSEHOLD TYPE EQUIP NES	161	241	85
684 ALUMINIUM	802	740		251 782 LORRIES, SPCL MTR VEH NES	113	90	30
691 STRUCTURES AND PARTS NES	2 987	2 316		811 793 SHIPS AND BOATS	29 330	35 900	11 700
692 METAL TANKS,BOXES,ETC	1 816	2 734		969 874 MEASURING,CONTROLLNG INSTR	1	123	43
693 WIRE PRODUCTS NON ELECT	2 321	689		243			
694 STL,COPPR NAILS,NUTS,ETC	2 317	2 101		736 NORWAY			
695 TOOLS	943	2 465		857			
696 CUTLERY	228	1 430		503 IMPORTS	194 515 464	10 545 501	3 712 981
697 BASE MTL HOUSEHOLD EQUIP	1 510	1 517		527			
699 OTHER METAL MANUFACTURES	3 935	3 982		1 403 014 MEAT PREPD,PRSVD,NES ETC	399	152	54
711 STEAM BOILERS & AUX PLNT	193	272		95 024 CHEESE AND CURD	6 553	3 961	1 397
713 INTRNL COMBUS PISTN ENGN	502	1 985		690 025 EGGS,BIRDS,FRESH,PRSVD	1 966	333	124
714 ENGINES & MOTORS NES	2	355		125 034 FISH FRESH,CHILLED,FROZEN	462 370	151 596	53 115
716 ROTATING ELECTRIC PLANT	225	441		149 035 FISH SALTED,DRIED,SMOKED	11 204	9 580	3 583
718 OTH POWER GENERATG MACHY	40	89		30 036 SHELL FISH FRESH,FROZEN	6 397	2 318	816
721 AGRIC MACHY,EXC TRACTORS	2 315	1 765		625 037 FISH ETC PREPD PRSVD NES	20 687	16 195	5 709
722 TRACTORS NON-ROAD	1 439	1 698		603 048 CEREAL ETC PREPARATIONS	1 393	526	192
723 CIVIL ENGINEERG EQUIP ETC	4 402	3 842		1 392 058 FRUIT PRESERVED,PREPARED	6 589	3 068	1 053
724 TEXTILE,LEATHER MACHNRY	925	3 516		1 242 061 SUGAR AND HONEY	547	302	108
725 PAPER ETC MILL MACHINERY	133	559		205 071 COFFEE AND SUBSTITUTES	166	94	34
726 PRINTG,BKBDNG MACHY,PTS	2 999	10 402		3 801 081 FEEDING STUFF FOR ANIMLS	86 875	10 741	3 814
727 FOOD MACHRY NON-DOMESTIC	1 076	9 685		3 434 098 EDIBLE PRODUCTS,PREPS NES	188	135	45
728 OTH MACHY FOR SPCL INDUS	2 112	3 036		1 077 112 ALCOHOLIC BEVERAGES	2 758	2 689	938
736 MACHINE TOOLS FOR METAL	352	602		207 211 HIDES,SKINS,UNDRESSED	10 872	5 513	1 957
737 METALWORKING MACHNRY NES	84	330		113 212 FUR SKINS UNDRESSED	152	5 478	1 932
741 HEATING,COOLING EQUIPMNT	767	1 690		595 247 OTH WOOD ROUGH,SQUARED	23 449	799	294
742 PUMPS FOR LIQUIDS ETC	254	860		300 248 WOOD SHAPED	620 578	47 012	16 676
743 PUMPS NES,CENTRIFUGES ETC	922	2 271		803 251 PULP AND WASTE PAPER	966 905	101 505	35 678
744 MECHANICAL HANDLING EQU	3 043	3 326		1 176 268 WOOL(EXC TOPS),ANML HAIR	1 338	963	337
745 NONELEC MACHY,TOOLS NES	721	2 344		829 273 STONE,SAND AND GRAVEL	7 879 601	23 521	6 249
749 NONELEC MACH PTS ACC NES	1 350	3 970		1 398 274 SULPHUR ETC	73 519	487	188
751 OFFICE MACHINES	102	680		237 278 OTHER CRUDE MINERALS	6 463 598	52 779	18 558
752 AUTOMTIC DATA PROC EQUIP	134	2 901		1 022 281 IRON ORE CONCENTRATES	30 004 905	203 410	71 434
759 OFFICE & ADP MCH PTS,ACC	19	937		339 282 IRON AND STEEL SCRAP	57 202	2 605	933
761 TELEVISION RECEIVERS	303	844		292 287 BASE METAL ORES,CONC NES	3 031 688	54 445	19 161
762 RADIO BROADCAST RECEIVRS	57	216		77 288 NONFERR METAL SCRAP NES	207 598	45 992	16 324
763 SOUND RECORDRS,PHONOGRPH	23	245		90 289 PREC METAL ORE,WASTE NES	101	16 823	6 013
764 TELECOM EQPT,PTS,ACC NES	268	3 240		1 121 291 CRUDE ANIMAL MTRIALS NES	1 189	372	131
771 ELECTRIC POWER MACHY NES	742	674		224 292 CRUDE VEG MATERIALS NES	3 355	1 295	435
772 SWITCHGEAR ETC & PTS NES	1 592	5 674		1 989 322 COAL,LIGNITE,PEAT	665 008	11 506	3 906
773 ELECTR DISTRIBUTING MACH	2 854	1 503		535 323 BRIQUETS,COKE,SEMI-COKE	173 574	2 780	952
774 ELECTRO-MEDCL,XRAY EQUIP	9	201		70 333 CRUDE PETROLEUM	26 153 252	1 706 863	591 962
775 HOUSEHOLD TYPE EQUIP NES	2 983	4 671		1 639 334 PETROLEUM PRODUCTS,REFIN	4 989 986	340 169	121 240
776 TRANSISTORS,VALVES,ETC	4	168		54 341 GAS NATURAL AND MANUFCTD			
778 ELECTRICAL MACHINERY NES	4 230	6 097		2 134 411 ANIMAL OILS AND FATS	144 805	16 500	5 942

7 IMPORTS AND EXPORTS (SPECIAL TRADE) BY COUNTRIES OF PRODUCTION AND CONSUMPTION AND BY GROUPS OF THE SITC-REV. 11 1984

GROUP DESCRIPTION	DT * 100 KG	1 000 DM	1 000 \$	GROUP DESCRIPTION	DT * 100 KG	1 000 DM	1 000 \$
431 PROCESD ANML VEG OIL, ETC	33 968	5 646	1 986	786 VEH NES NONMOTR, TRAILERS	1 468	334	118
511 HYDROCARBONS NES, DERIVS	149 517	19 386	7 085	791 RAILWAY VEHICLES	934	1 166	429
512 ALCOHOLS, PHENOLS, ETC	821	16 203	5 555	792 AIRCRAFT	101	2 566	889
513 ORGANIC ACIDS, ETC	3 899	1 961	690	793 SHIPS AND BOATS	33 317	16 633	6 075
514 NITROGEN-FNCTN COMPOUNDS	11 160	4 175	1 472	812 PLUMB, HEATING, LGHTNG EQU	3 078	4 889	1 711
516 OTHER ORGANIC CHEMICALS	4 366	7 406	2 588	821 FURNITURE	15 129	12 256	4 318
522 INORG ELEMNTS, OXIDES, ETC	299 544	90 444	31 947	831 TRAVEL GOODS, HANDBAGS	29	127	39
523 OTHR INORGANIC CHEMICALS	238 658	34 989	12 264	842 MENS OUTERWEAR NOT KNIT	164	1 541	532
524 RADIOACTIVE ETC MATERIAL	25	1 133	403	843 WOMENS OUTERWEAR NONKNIT	136	1 885	628
533 PIGMENTS, PAINTS, ETC	14 550	7 934	2 810	845 OUTERWEAR KNIT NONELASTC	275	2 283	789
541 MEDICINAL ETC PRODUCTS	1 544	28 341	9 986	846 UNDERWEAR KNITTED	101	879	313
554 SOAPS, CLEANING ETC PREPS	32 420	6 765	2 413	847 TXTL CLTHNG ACCESRYS NES	123	633	222
562 FERTILIZERS MANUFACTURED	908 275	35 859	12 298	848 HEADGEAR, NONTXTL CLOTHNG	41	521	188
572 EXPLOSIVES, PYROTECH PROD	1 654	9 161	3 201	851 FOOTWEAR	47	283	92
582 PROD OF CONDENSATION ETC	33 888	10 111	3 558	871 OPTICAL INSTRUMENTS	22	482	165
583 PROD OF POLYMERIZING ETC	468 519	95 825	33 952	872 MEDICAL INSTRUMENTS NES	220	3 336	1 182
584 CELLULOSE DERIVATIVES ETC	7 280	4 052	1 423	873 METERS & COUNTERS NES	6	113	39
585 PLASTIC MATERIALS NES	6 489	9 025	3 207	874 MEASURING, CONTROLING INSTR	777	15 156	5 240
598 MISC CHEMICAL PRODS NES	98 639	12 225	4 322	881 PHOTO APPAR & EQUIPT NES	7	315	106
611 LEATHER	899	2 711	967	884 OPTICAL GOODS NES		105	37
613 FUR SKINS TANNED, DRESSED	100	948	333	885 WATCHES AND CLOCKS	6	141	47
621 MATERIALS OF RUBBER	637	495	173	892 PRINTED MATTER	349	742	255
625 RUBBER TYRES, TUBES	14 456	9 718	3 344	893 ARTICLES OF PLASTIC NES	6 653	6 074	2 141
628 RUBBER ARTICLES NES	2 459	1 683	605	894 TOYS, SPORTING GOODS, ETC	1 515	2 373	820
634 VENEERS, PLYWOOD, ETC	3 723	302	107	896 WORKS OF ART ETC	96	1 075	380
635 WOOD MANUFACTURES NES	17 762	6 901	2 457	897 GOLD, SILVER WARE, JEWELRY		740	259
641 PAPER AND PAPERBOARD	1 875 870	218 037	77 197	898 MUSICAL INSTRUMENTS, PTS	144	1 500	552
642 ARTICLES OF PAPER ETC	40 976	10 630	3 745	899 OTHER MANUFACTURED GOODS	3 255	2 202	775
651 TEXTILE YARN AND THREAD	3 290	3 086	1 066	971 GOLD, NON MONETARY NES		9 246	3 289
652 COTTON FABRICS, WOVEN	500	1 378	480				
653 WOVN MAN-MADE FIB FABRIC	152	461	159	EXPORTS	18 604 197	5 484 240	1 922 401
654 OTH WOVEN TEXTILE FABRIC	115	241	87				
655 KNIT ETC FABRICS	70	200	72	011 MEAT FRESH, CHILLO, FROZEN	120	141	46
656 LACE, RIBBONS, TULLE, ETC	56	95	35	024 CHEESE AND CURD	933	1 026	358
657 SPECIAL TEXTILE ETC PROD	3 377	5 422	1 914	034 FISH FRESH, CHILLED, FROZN	647	128	45
658 TEXTILE ARTICLES NES	161	695	238	037 FISH ETC PREPD PRSVD NES	45	85	30
659 FLOOR COVERINGS ETC	204	116	37	042 RICE	23 558	2 764	986
661 CEMENT ETC BUILDING PROD	8 203	1 057	372	048 CEREAL ETC PREPARATIONS	59 783	10 434	3 651
662 CLAY, REFRACTORY BLDG PRD	93 271	4 564	1 609	054 VEG ETC FRSH, SMPLY PRSVD	15 888	3 158	1 116
663 OTH NONMETAL MINERAL MFS	12 114	6 104	2 148	056 VEGTBLES ETC PRSVD, PREPD	1 802	1 127	396
664 GLASS	2 186	1 049	373	057 FRUIT, NUTS, FRESH, DRIED	36 663	4 984	1 774
665 GLASSWARE	83	142	51	058 FRUIT PRESERVED, PREPARED	13 885	3 883	1 359
666 POTTERY	96	180	62	061 SUGAR AND HONEY	150 388	9 569	3 400
667 PEARL, PREC., SEMI-P STONE	70	125	45	062 SUGAR PREPS NON-COCOA	3 055	1 894	657
671 PIG IRON ETC	2 346 557	344 050	120 769	071 COFFEE AND SUBSTITUTES	7 951	12 066	4 207
672 IRON, STL PRIMARY FORMS	108 056	8 270	3 062	072 COCOA	6 404	6 787	2 409
673 IRON AND STEEL SHAPES	607 008	45 468	16 392	073 CHOCOLATE AND PRODUCTS	7 051	5 521	1 901
674 IRN, STL UNIV. PLATE, SHEET	13 022	1 299	447	074 TEA AND MATE	865	1 233	438
675 IRON, STEEL HOOP, STRIP	17 675	1 927	696	075 SPICES	1 554	1 445	505
677 IRN, STL WIRE EXCL W ROD	6 028	751	264	081 FEEDING STUFF FOR ANIMLS	71 297	10 604	3 816
678 IRON, STL TUBES, PIPES, ETC	13 383	3 114	1 081	098 EDIBLE PRODCTS, PREPS NES	10 225	5 704	2 004
681 SILVER PLATINUM, ETC	73	20 953	7 233	111 NON-ALCOHL BEVERAGES NES	5 965	1 392	487
682 COPPER EXC CEMENT COPPER	127 955	54 618	19 323	112 ALCOHOLIC BEVERAGES	21 738	6 506	2 284
683 NICKEL	38 690	52 847	18 856	121 TOBACCO UNMNFCTD, REFUSE	400	237	77
684 ALUMINIUM	2 479 080	1 055 126	374 230	122 TOBACCO MFRS	84	311	110
686 ZINC	150 457	42 599	15 086	211 HIDES, SKINS, UNDRESSED	11 141	3 019	1 065
687 TIN	71	138	45	222 SEEDS FOR SOFT/FIXED OIL	3 955	710	241
689 NON-FER BASE METALS NES	151 439	119 312	41 924	223 SEEDS FOR OTH FIXED OILS	1 624	351	121
691 STRUCTURES AND PARTS NES	8 636	6 037	2 158	233 RUBBER, SYNTHETIC, RECLAIMD	10 671	3 309	1 171
692 METAL TANKS, BOXES, ETC	1 016	907	321	245 FUEL WOOD NES, CHARCOAL	576	85	30
693 WIRE PRODUCTS NON ELECTR	92	261	94	246 PULPWOOD, CHIPS WOODWASTE	538 604	5 338	1 765
694 STL, COPPR NAILS, NUTS, ETC	503	505	177	247 OTH WOOD ROUGH, SQUARED	940	152	56
695 TOOLS	872	1 948	689	248 WOOD SHAPED	33 183	3 524	1 240
696 CUTLERY	29	388	131	251 PULP AND WASTE PAPER	11 240	313	112
697 BASE MTL HOUSEHOLD EQUIP	12 175	7 436	2 635	263 COTTON	3 752	1 465	506
699 OTHER METAL MANUFACTURES	22 564	15 135	5 375	266 SYNTHETIC FIBRE TO SPIN	18 358	7 012	2 492
711 STEAM BOILERS & AUX PLNT	40	91	30	268 WOOL(EXC TOPS), ANML HAIR	1 368	1 306	464
712 STEAM ENGINES, TURBINES	41	402	134	273 STONE, SAND AND GRAVEL	32 497	884	306
713 INTRNL COMBUS PISTN ENGN	4 130	6 881	2 498	278 OTHER CRUDE MINERALS	1 133 499	14 736	5 189
714 ENGINES & MOTORS NES	89	11 251	3 918	287 BASE METAL ORES, CONC NES	6 486	858	304
716 ROTATING ELECTRIC PLANT	1 203	3 453	1 158	288 NONFERR METAL SCRAP NES	3 198	1 370	462
718 OTH POWER GENERATG MACHY	402	754	267	291 CRUDE ANIMAL MTRIALS NES	4 577	4 206	1 478
721 AGRIC MACHY, EXC TRACTORS	21 960	14 176	5 050	292 CRUDE VEG MATERIALS NES	14 378	7 507	2 606
723 CIVIL ENGINEERG EQUIP ETC	8 091	7 811	2 690	322 COAL, LIGNITE, PEAT	1 464 604	28 638	9 926
724 TEXTILE, LEATHER MACHNY	898	909	320	323 BRIQUETS, COKE, SEMI-COKE	2 309 754	43 308	14 981
725 PAPER ETC MILL MACHINERY	559	1 814	624	334 PETROLEUM PRODUCTS, REFIN	2 215 128	157 145	54 432
726 PRINTG, BKBINDG MACHY, PTS	266	315	112	335 RESIDUAL PETRLM PROD NES	511 249	39 574	13 950
727 FOOD MACHRY NON-DOMESTIC	3 390	5 213	1 850	341 GAS NATURAL AND MANUFCTD			
728 OTH MACHY FOR SPCL INDUS	3 590	16 141	5 655	411 ANIMAL OILS AND FATS	1 253	142	50
736 MACHINE TOOLS FOR METAL	201	815	292	423 FIXED VEG OILS, SOFT	1 415	412	140
737 METALWORKING MACHNY NES	551	916	319	424 FIXED VEG OIL NONSOFT	1 241	387	131
741 HEATING, COOLING EQUIPMNT	4 282	5 312	1 871	431 PROCESD ANML VEG OIL, ETC	7 808	2 556	894
742 PUMPS FOR LIQUIDS ETC	627	2 820	995	511 HYDROCARBONS NES, DERIVS	17 077	4 264	1 495
743 PUMPS NES, CENTRIFUGES ETC	1 102	2 729	930	512 ALCOHOLS, PHENOLS, ETC	89 261	18 828	6 522
744 MECHANICAL HANDLING EQU	6 292	8 752	3 113	513 ORGANIC ACIDS, ETC	240 171	32 000	11 291
745 NONELEC MACHY, TOOLS NES	3 016	6 284	2 187	514 NITROGEN-FNCTN COMPOUNDS	14 740	6 918	2 437
749 NONELEC MACH PTS, ACC NES	4 209	8 479	2 952	515 ORG-INORG COMPOUNDS ETC	7 342	11 559	4 071
751 OFFICE MACHINES	230	1 876	672	516 OTHER ORGANIC CHEMICALS	12 200	4 533	1 598
752 AUTOMATIC DATA PROC EQUIP	3 014	46 708	16 251	522 INORG ELEMNTS, OXIDES, ETC	264 084	24 836	8 761
759 OFFICE & ADP MCH PTS, ACC	402	10 780	3 745	523 OTHR INORGANIC CHEMICALS	2 293 482	32 039	11 302
761 TELEVISION RECEIVERS	525	2 173	714	524 RADIOACTIVE ETC MATERIAL	12	616	217
763 SOUND RECORDRS PHONOGRPH	217	1 758	618	531 SYNT DYE, NAT INDGO, LAKES	7 424	12 042	4 234
764 TELECOM EQPT, PTS ACC NES	1 527	13 464	4 712	532 DYES NES, TANNING PRODS	1 478	476	164
771 ELECTRIC POWER MACHY NES	873	2 545	912	533 PIGMENTS, PAINTS, ETC	50 113	31 762	11 170
772 SWITCHGEAR ETC & PTS NES	3 247	11 207	3 900	541 MEDICINAL ETC PRODUCTS	5 002	38 317	13 549
773 ELECTP DISTRIBUTING MACH	4 729	5 313	1 870	551 ESSENTIAL OIL, PERFUME, ETC	549	1 376	482
774 ELECTRO-MEDCL, XRAY EQUIP	22	667	229	553 PERFUMERY, COSMETICS, ETC	10 124	14 177	4 993
775 HOUSEHOLD TYPE EQUIP NES	1 523	2 588	909	554 SOAPS, CLEANING ETC PREPS	35 771	11 973	4 192
776 TRANSISTORS, VALVES, ETC	20	2 818	989	562 FERTILIZERS MANUFACTURED	406 754	12 285	4 532
778 ELECTRICAL MACHINERY NES	15 609	9 450	3 304	572 EXPLOSIVES, PYROTECH PROD	3 809	11 126	3 858
781 PASS MOTOR VEH EXC BUSES	851	1 045	362	582 PROD OF CONDENSATION ETC	90 427	50 405	17 682
782 LORRIES, SPCL MTR VEH NES	3 820	3 100	1 094	583 PROD OF POLYMERIZING ETC	403 232	115 616	40 739
783 ROAD MOTOR VEHICLES NES	483	896	337	584 CELLULOSE DERIVATIVES ETC	4 025	3 894	1 373
784 MOTOR VEHCL PTS, ACC NES	48 249	54 058	18 963	585 PLASTIC MATERIALS NES	3 371	718	246
785 MOTOR & OTHER CYCLES ETC	699	853	313	591 PESTICIDES, DISINFECTANTS	6 354	6 462	2 346

7 IMPORTS AND EXPORTS (SPECIAL TRADE) BY COUNTRIES OF PRODUCTION AND CONSUMPTION AND BY GROUPS OF THE SITC-REV. II 1984

GROUP DESCRIPTION	DT * 100 KG	1 000 DM	1 000 \$	GROUP DESCRIPTION	DT * 100 KG	1 000 DM	1 000 \$
592 STARCH, INULIN, GLUTEN, ETC	19 523	6 720	2 366	845 OUTERWEAR KNIT NONELASTC	1 483	23 805	8 399
598 MISC CHEMICAL PRODS NES	256 218	71 793	25 242	846 UNDERWEAR KNITTED	328	3 304	1 166
611 LEATHER	4 050	24 083	8 351	847 TXLT CLTHNG ACCESSRYS NES	378	3 922	1 366
612 LEATHER ETC MANUFACTURES	1 311	3 607	1 258	848 HEADGEAR, NONTXLT CLOTHNG	837	19 597	6 835
613 FUR SKINS TANNED, DRESSED	30	1 630	586	851 FOOTWEAR	4 349	24 342	8 660
621 MATERIALS OF RUBBER	12 719	11 250	3 931	871 OPTICAL INSTRUMENTS	174	4 298	1 505
625 RUBBER TYRES, TUBES	48 359	35 588	12 494	872 MEDICAL INSTRUMENTS NES	2 001	22 146	7 711
628 RUBBER ARTICLES NES	5 949	12 468	4 382	873 METERS & COUNTERS NES	2 020	11 723	4 138
633 CORK MANUFACTURES	122	104	36	874 MEASURNG, CONTROLNG INSTR	6 178	77 215	27 183
634 VENEERS, PLYWOOD, ETC	35 709	11 214	3 942	881 PHOTO APPAR & EQUIPT NES	2 645	18 456	6 484
635 WOOD MANUFACTURES NES	14 392	6 795	2 388	882 PHOTO, CINEMA SUPPLIES	8 435	14 706	5 188
641 PAPER AND PAPERBOARD	143 923	36 132	12 692	883 DEVELOPED CINEMA FILM	10	123	45
642 ARTICLES OF PAPER ETC	36 759	22 000	7 740	884 OPTICAL GOODS NES	350	14 206	5 019
651 TEXTILE YARN AND THREAD	16 785	25 672	9 014	885 WATCHES AND CLOCKS	1 715	14 749	5 128
652 COTTON FABRICS, WOVEN	3 881	12 387	4 328	892 PRINTED MATTER	43 273	33 162	11 638
653 WOVN MAN-MADE FIB FABRIC	16 933	34 313	12 070	893 ARTICLES OF PLASTIC NES	66 921	66 845	23 534
654 OTH WOVEN TEXTILE FABRIC	1 726	3 682	1 288	894 TOYS, SPORTING GOODS, ETC	14 603	26 948	9 493
655 KNIT ETC FABRICS	4 231	11 216	3 999	895 OFFICE SUPPLIES NES	3 833	15 159	5 348
656 LACE, RIBBONS, TULLE, ETC	708	3 462	1 211	896 WORKS OF ART ETC	21	1 660	587
657 SPECIAL TEXTILE ETC PROD	25 027	42 083	14 761	897 GOLD, SILVER WARE, JEWELRY	178	42 717	14 864
658 TEXTILE ARTICLES NES	2 949	9 210	3 230	898 MUSICAL INSTRUMENTS, PTS	6 456	22 635	7 902
659 FLOOR COVERINGS, ETC	14 842	14 808	5 184	899 OTHER MANUFACTURED GOODS	5 208	16 335	5 726
661 CEMENT ETC BUILDING PROD	20 340	4 746	1 691	941 ZOO ANIMALS, PETS	24	106	38
662 CLAY, REFRACTORY BLDG PRD	141 725	16 952	5 939	951 WAR FIREARMS, AMMUNITION	799	2 846	1 018
663 OTH NONMETAL MINERAL MFS	95 210	24 517	8 612	971 GOLD, NON MONETARY NES	1	8 031	2 777
664 GLASS	111 409	21 797	7 628	972 GOLD COIN	2 221	768	
665 GLASSWARE	19 415	11 044	3 867				
666 POTTERY	16 715	15 372	5 405	SWEDEN			
667 PEARL, PREC., SEMI-P STONE	48	2 982	1 053				
671 PIG IRON ETC	11 692	1 942	671	IMPORTS	77 454 479	9 929 317	3 493 947
672 IRON, STL PRIMARY FORMS	347 177	25 062	8 904	001 LIVE ANIMALS	238	456	159
673 IRON AND STEEL SHAPES	482 810	52 708	18 498	011 MEAT FRESH, CHILLO, FROZEN	120 805	52 249	18 503
674 IRN, STL UNIV, PLATE, SHEET	862 205	96 356	33 804	014 MEAT PREPD, PRSVD, NES ETC	17 627	10 027	3 558
675 IRON, STEEL HOOP, STRIP	100 104	13 221	4 612	024 CHEESE AND CURD	3 969	1 291	475
676 RAILWAY RAILS ETC IRN, STL	22 869	3 700	1 352	025 EGGS, BIRDS, FRESH, PRSRVD	4 175	932	326
677 IRN, STL WIRE EXCL W ROD	17 740	3 421	1 215	034 FISH FRESH, CHILLED, FROZN	74 384	21 955	7 632
678 IRON, STL TUBES, PIPES, ETC	577 104	106 437	37 681	035 FISH SALTED, DRIED, SMOKED	406	519	169
679 IRN, STL CASTINGS UNWORME	36 803	5 553	1 932	036 SHELL FISH FRESH, FROZEN	423	163	55
681 SILVER, PLATINUM, ETC	296	24 677	8 599	037 FISH ETC PREPD PRSVD NES	3 029	1 802	624
682 COPPER EXC CEMENT COPPER	104 216	56 475	19 794	042 RICE	1 777	80	31
683 NICKEL	1 069	2 948	1 001	043 BARLEY UNMILLED	1 654	136	48
684 ALUMINIUM	277 807	136 479	48 129	045 CEREALS NES UNMILLED	91 008	3 381	1 110
685 LEAD	4 549	1 897	665	048 CEREAL ETC PREPARATIONS	90 129	25 586	8 997
686 ZINC	2 400	829	299	054 VEG ETC FRSH, SMPLY PRSVD	21 945	2 578	880
687 TIN	382	1 120	404	056 VEGTBLES ETC PRSVD, PREPD	722	135	47
689 NON-FER BASE METALS NES	255	382	129	057 FRUIT, NUTS, FRESH, DRIED	1 635	969	325
691 STRUCTURES AND PARTS NES	109 536	116 126	39 298	058 FRUIT PRESERVED, PREPARED	27 584	13 539	4 706
692 METAL TANKS, BOXES, ETC	20 616	9 313	3 297	061 SUGAR AND HONEY	673	125	43
693 WIRE PRODUCTS NON ELECTR	39 136	9 662	3 399	062 SUGAR PREPS NON-COCOA	1 090	583	204
694 STL, COPPR NAILS, NUTS, ETC	30 051	20 300	7 147	071 COFFEE AND SUBSTITUTES	213	392	138
695 TOOLS	12 786	44 836	15 723	073 CHOCOLATE AND PRODUCTS	20 172	13 915	4 916
696 CUTLERY	1 515	8 392	2 924	081 FEEDING STUFF FOR ANIMLS	3 554	184	65
697 BASE MTL HOUSEHOLD EQUIP	11 090	10 273	3 609	091 MARGARINE AND SHORTENING	1 808	217	76
699 OTHER METAL MANUFACTURES	59 427	68 731	24 152	098 EDIBLE PRODUCTS, PREPS NES	13 216	5 659	1 995
711 STEAM BOILERS & AUX PLNT	1 066	979	343	112 ALCOHOLIC BEVERAGES	1 885	469	163
712 STEAM ENGINES, TURBINES	378	3 316	1 147	122 TOBACCO MFRS	1 244	2 065	719
713 INTRNL COMBUS PISTN ENGN	15 482	52 250	18 436	211 HIDES, SKINS, UNRESSED	26 743	13 631	4 757
714 ENGINES & MOTORS NES	121	13 461	4 845	212 FUR SKINS UNRESSED	329	19 362	7 124
716 ROTATING ELECTRIC PLANT	23 699	39 513	13 911	222 SEEDS FOR SOFT, FIXED OIL	153 073	14 018	5 203
718 OTH POWER GENERATG MACHY	2 413	7 400	2 573	233 RUBBER, SYNTHETIC, RECLAIMD	1 537	293	106
721 AGRIC MACHY, EXC TRACTORS	23 651	25 728	9 227	246 PULPWOOD, CHIPS, WOODWASTE	37 396	850	234
722 TRACTORS NON-ROAD	47 728	49 783	17 402	247 OTH WOOD ROUGH, SQUARED	72 967	4 869	1 735
723 CIVIL ENGINEERG EQUIP ETC	56 800	68 230	23 904	248 WOOD SHAPED	5 713 637	500 494	176 327
724 TEXTILE, LEATHER MACHNRY	5 606	17 959	6 235	251 PULP AND WASTE PAPER	7 328 208	921 338	323 044
725 PAPER ETC MILL MACHINERY	9 861	29 849	10 273	263 COTTON	1 440	152	54
726 PRINTG, BKBINDG MACHY, PTS	7 514	39 512	13 670	266 SYNTHETIC FIBRE TO SPIN	7 319	2 413	855
727 FOOD MACHRY NON-DOMESTIC	5 028	28 958	10 178	267 OTHER MAN-MADE FIBRES	34 130	10 335	3 639
728 OTH MACHRY FOR SPCL INDUS	38 907	102 985	36 135	268 WOOL(EXC TOPS), ANML HAIR	2 147	1 647	589
736 MACHINE TOOLS FOR METAL	12 273	42 743	14 858	269 WASTE OF TEXTILE FABRICS	4 858	542	197
737 METALWORKING MACHNRY NES	24 493	15 934	5 626	273 STONE, SAND AND GRAVEL	5 753 533	32 238	11 383
741 HEATING, COOLING EQUIPMNT	21 668	47 070	16 487	277 NATURAL ABRASIVES NES	186	186	69
742 PUMPS FOR LIQUIDS ETC	12 869	47 221	16 650	278 OTHER CRUDE MINERALS	186 675	2 550	883
743 PUMPS NES, CENTRIFUGES ETC	26 192	62 878	22 361	281 IRON ORE, CONCENTRATES	20 445 110	135 701	47 716
744 MECHANICAL HANDLING EQU	57 526	79 048	27 681	282 IRON AND STEEL SCRAP	72 807	2 190	759
745 NONELEC MACHY, TOOLS NES	23 080	69 932	24 578	287 BASE METAL ORES, CONC NES	765 611	73 252	25 814
749 NONELEC MACH PTS, ACC NES	45 367	122 530	43 140	288 NONFERR METAL SCRAP NES	40 653	10 829	3 850
751 OFFICE MACHINES	3 392	21 762	7 617	289 PREC METAL ORE, WASTE NES	412	13 023	4 646
752 AUTOMTIC DATA PROC EQUIP	4 190	80 622	28 105	291 CRUDE ANIMAL MTRIALS NES	9 582	3 441	1 215
759 OFFICE & ADP MCH PTS, ACC	1 549	38 428	13 475	292 CRUDE VEG MATERIALS NES	4 132	4 290	1 519
761 TELEVISION RECEIVERS	12 947	36 160	12 526	334 PETROLEUM PRODUCTS, REFIN	13 954 772	891 462	314 025
762 RADIO BROADCAST RECEIVRS	734	9 253	3 322	335 RESIDUAL PETRLM PROD NES	268 362	14 580	5 116
763 SOUND RECORDRS, PHONOGRPH	941	9 398	3 196	411 ANIMAL OILS AND FATS	68 953	8 968	3 099
764 TELECOM EQPT, PTS, ACC NES	5 085	58 396	20 423	423 FIXED VEG OILS, SOFT	153 341	30 060	10 556
771 ELECTRIC POWER MACHY NES	8 171	15 099	5 305	424 FIXED VEG OIL NONSOFT	2 555	559	188
772 SWITCHGEAR ETC & PTS NES	31 293	163 207	57 342	431 PROCESD ANML VEG OIL, ETC	68 811	10 294	3 605
773 ELECTR DISTRIBUTING MACH	21 741	24 766	8 619	511 HYDROCARBONS NES, DERIVS	4 303	511	179
774 ELECTRO-MEDCL, XRAY EQUIP	570	9 299	3 259	512 ALCOHOLS, PHENOLS, ETC	46 237	11 248	3 961
775 HOUSEHOLD TYPE EQUIP NES	117 535	142 093	49 586	513 ORGANIC ACIDS, ETC	65 746	22 591	7 979
776 TRANSISTORS, VALVES, ETC	400	13 160	4 602	514 NITROGEN-FUNCT COMPOUNDS	26 782	15 038	5 249
778 ELECTRICAL MACHINERY NES	72 738	103 979	36 554	515 ORG-INORG COMPOUNDS ETC	4 529	7 008	2 395
781 PASS MOTOR VEH EXC BUSES	350 985	468 494	163 527	516 OTHER ORGANIC CHEMICALS	32 085	4 626	1 621
782 LORRIES, SPCL MTR VEH NES	75 896	95 969	33 470	522 INORG ELEMNTS, OXIDES, ETC	206 634	26 416	9 378
783 ROAD MOTOR VEHICLES NES	8 008	16 790	5 967	523 OTHR INORGANIC CHEMICALS	323 416	40 068	14 131
784 MOTOR VEHCL PTS, ACC NES	82 822	146 834	51 650	524 RADIOACTIVE ETC MATERIAL		11 043	3 891
785 MOTOR & OTHER CYCLES ETC	9 030	15 912	5 731	531 SYNT DYE, NAT INDGO, LAKES	191	217	76
786 VEH NES NONMOTR, TRAILERS	53 913	57 530	20 437	533 PIGMENTS, PAINTS, ETC	56 744	13 625	4 809
791 RAILWAY VEHICLES	30 719	58 944	19 699	541 MEDICINAL ETC PRODUCTS	13 768	132 735	46 730
792 AIRCRAFT	151	11 325	4 101	551 ESSENTL OIL, PERFUME, ETC	3 220	1 136	403
793 SHIPS AND BOATS	35 329	5 680	2 014	553 PERFUMERY, COSMETICS, ETC	1 066	1 487	511
812 PLUMB, HEATING, LGHTNG EQU	10 818	26 078	9 119	554 SOAPS, CLEANING ETC PREPS	17 513	5 066	1 783
821 FURNITURE	38 069	40 298	14 136	562 FERTILIZERS MANUFACTURED	486 628	15 698	5 446
831 TRAVEL GOODS, HANDBAGS	3 183	9 014	3 160	572 EXPLOSIVES, PYROTECH PROD	2 167	3 912	1 347
842 MENS OUTERWEAR NOT KNIT	520	4 946	1 741	582 PROD OF CONDENSATION ETC	70 286	21 270	7 529
843 WOMENS OUTERWEAR NONKNIT	4 236	66 027	23 287	583 PROD OF POLYMERIZING ETC	626 194	159 545	56 499
844 UNDERWEAR NOT KNIT	80	1 164	404				

7 IMPORTS AND EXPORTS (SPECIAL TRADE) BY COUNTRIES OF PRODUCTION AND CONSUMPTION AND BY GROUPS OF THE SITC-REV. 11 1984

GROUP DESCRIPTION	DT * 100 KG	1 000 DM	1 000 \$	GROUP DESCRIPTION	DT * 100 KG	1 000 DM	1 000 \$
584 CELLULOSE DERIVATIVES ETC	27 771	9 336	3 313	843 WOMENS OUTERWEAR NONKNIT	258	2 638	915
585 PLASTIC MATERIALS NES	6 078	3 770	1 340	844 UNDERWEAR NOT KNIT	78	1 602	565
591 PESTICIDES, DISINFECTANTS	2 394	4 584	1 611	845 OUTERWEAR KNIT NONELASTC	381	4 061	1 459
592 STARCH, INULIN GLUTEN, ETC	19 203	10 213	3 589	846 UNDERWEAR KNITTED	162	2 572	898
598 MISC CHEMICAL PRODS NES	274 484	48 845	17 106	847 TXTL CLTHNG ACCESSRYS NES	155	1 120	394
611 LEATHER	9 375	32 613	11 517	848 HEADGEAR, NONTXTL CLOTHNG	1 109	4 650	1 630
612 LEATHER ETC MANUFACTURES	57	312	107	851 FOOTWEAR	6 148	10 612	3 880
613 FUR SKINS TANNED, DRESSED	185	2 101	749	871 OPTICAL INSTRUMENTS	72	1 540	547
621 MATERIALS OF RUBBER	20 296	13 178	4 649	872 MEDICAL INSTRUMENTS NES	4 786	48 742	17 122
625 RUBBER TYRES, TUBES	38 523	27 746	9 650	873 METERS & COUNTERS NES	138	732	263
626 RUBBER ARTICLES NES	9 318	15 168	5 322	874 MEASURING, CONTROLLING INSTR	3 078	70 666	24 694
633 CORK MANUFACTURES	2 284	1 700	604	881 PHOTO APPAR & EQUIPT NES	471	7 845	2 758
634 VENEERS, PLYWOOD, ETC	109 911	12 605	4 451	882 PHOTO, CINEMA SUPPLIES	3 824	17 906	6 281
635 WOOD MANUFACTURES NES	269 604	83 727	29 591	884 OPTICAL GOODS NES	52	5 940	2 115
641 PAPER AND PAPERBOARD	9 938 292	1 366 347	481 535	885 WATCHES AND CLOCKS	150	1 314	472
642 ARTICLES OF PAPER ETC	372 281	85 741	30 063	892 PRINTED MATTER	22 605	20 265	7 120
651 TEXTILE YARN AND THREAD	21 565	8 205	2 860	893 ARTICLES OF PLASTIC NES	63 518	58 283	20 558
652 COTTON FABRICS, WOVEN	4 460	12 596	4 475	894 TOYS, SPORTING GOODS, ETC	11 691	18 162	6 404
653 WOVN MAN-MADE FIB FABRIC	9 187	13 524	4 793	895 OFFICE SUPPLIES NES	1 173	3 390	1 196
654 OTH WOVEN TEXTILE FABRIC	2 725	4 900	1 716	896 WORKS OF ART ETC	1 698	7 527	2 664
655 KNIT ETC FABRICS	1 071	1 626	572	897 GOLD, SILVER WARE, JEWELRY	40	1 065	378
656 LACE, RIBBONS, TULLE, ETC	232	555	198	898 MUSICAL INSTRUMENTS, PTS	1 883	4 621	1 626
657 SPECIAL TEXTILE ETC PROD	24 886	35 419	12 514	899 OTHER MANUFACTURED GOODS	13 601	28 849	10 093
658 TEXTILE ARTICLES NES	6 558	18 003	6 376	951 WAR FIREARMS, AMMUNITION	134	521	180
659 FLOOR COVERINGS ETC	3 598	1 820	638	961 COIN NONGOLD, NONCURRENT	2	168	59
661 CEMENT ETC BUILDING PROD	43 759	4 022	1 425	971 GOLD, NON MONETARY NES	366	117 772	41 050
662 CLAY, REFRACTORY BLDG PRD	101 211	4 922	1 742				
663 OTH NONMETAL MINERAL MFS	91 958	16 949	5 971	EXPORTS	34 046 584	12 975 567	4 561 753
664 GLASS	159 300	30 059	10 630	001 LIVE ANIMALS	148	348	120
665 GLASSWARE	19 985	8 906	3 120	011 MEAT FRESH, CHILLED, FROZEN	33 007	2 525	890
666 POTTERY	2 613	4 092	1 450	012 MEAT DRIED, SALTED, SMOKED	103	163	57
667 PEARL, PREC., SEMI-P STONE	1	375	129	014 MEAT PREPD, PRSVD, NES ETC	773	866	302
671 PIG IRON ETC	631 514	97 648	33 993	023 BUTTER	210	89	30
672 IRON, STL PRIMARY FORMS	389 720	38 546	13 537	024 CHEESE AND CURD	26 685	14 576	5 152
673 IRON AND STEEL SHAPES	2 102 912	252 998	89 145	034 FISH FRESH, CHILLED, FROZEN	4 547	2 081	718
674 IRN, STL UNIV, PLATE, SHEET	1 718 562	273 817	96 099	036 SHELL FISH FRESH, FROZEN	193	308	112
675 IRON, STEEL HOOP, STRIP	274 515	78 795	27 775	037 FISH ETC PREPD PRSVD NES	1 082	1 492	529
676 RAILWAY RAILS ETC IRN, STL	11 448	793	286	042 RICE	16 086	2 331	823
677 IRN, STL WIRE EXCL W ROD	130 557	59 240	20 805	043 BARLEY UNMILLED	22 265	760	272
678 IRON, STL TUBES, PIPES, ETC	376 414	126 244	44 432	045 CEREALS NES UNMILLED	3 507	291	102
679 IRN, STL CASTINGS UNWORKED	2 434	799	281	047 OTHER CEREAL MEALS, FLOUR	190 550	8 023	2 818
681 SILVER, PLATINUM, ETC	1 964	148 005	52 350	048 CEREAL ETC PREPARATIONS	233 735	31 818	11 386
682 COPPER EXC CEMENT COPPER	197 185	122 816	43 364	054 VEG ETC FRSH, SMPLY PRSVD	90 589	10 581	3 821
683 NICKEL	1 675	5 032	1 779	056 VEGETABLES ETC PRSVD, PREPD	12 629	5 392	1 909
684 ALUMINIUM	149 098	70 231	24 624	057 FRUIT, NUTS, FRESH, DRIED	110 653	12 577	4 566
685 LEAD	133 531	19 512	6 966	058 FRUIT PRESERVED, PREPARED	28 371	10 842	3 844
687 TIN	90	211	77	061 SUGAR AND HONEY	3 190	554	192
689 NON-FER BASE METALS NES	4 814	4 411	1 538	062 SUGAR PREPS NON-COCOA	4 460	2 603	926
691 STRUCTURES AND PARTS NES	80 415	31 918	11 260	071 COFFEE AND SUBSTITUTES	7 337	20 815	7 284
692 METAL TANKS, BOXES, ETC	34 022	32 810	11 595	072 COCOA	11 911	9 506	3 352
693 WIRE PRODUCTS NON ELECTR	3 686	1 955	707	073 CHOCOLATE AND PRODUCTS	13 976	10 372	3 579
694 STL COPPR NAILS, NUTS, ETC	30 892	19 037	6 691	074 TEA AND MATE	1 281	1 239	434
695 TOOLS	14 298	139 216	48 960	075 SPICES	2 407	2 604	936
696 CUTLERY	116	516	175	081 FEEDING STUFF FOR ANIMLS	522 583	54 784	19 447
697 BASE MTL HOUSEHOLD EQUIP	20 547	19 374	6 787	098 EDIBLE PRODUCTS, PREPS NES	23 723	9 354	3 305
699 OTHER METAL MANUFACTURES	78 439	88 030	31 058	111 NON-ALCOHL BEVERAGES NES	18 850	4 702	1 678
711 STEAM BOILERS & AUX PLNT	1 556	1 336	472	112 ALCOHOLIC BEVERAGES	135 644	27 733	9 758
712 STEAM ENGINES, TURBINES	284	780	284	122 TOBACCO MFERS	1 341	3 026	1 065
713 INTRNL COMBUS PISTN ENGN	14 235	24 394	8 614	211 HIDES, SKINS, UNDRESSED	7 603	2 794	1 010
714 ENGINES & MOTORS NES	586	18 846	6 685	222 SEEDS FOR SOFT/FIXED OIL	5 327	1 523	519
716 ROTATING ELECTRIC PLANT	23 019	32 573	11 470	223 SEEDS FOR OTH FIXED OILS	11 199	1 790	617
718 OTH POWER GENERATG MACHY	14 016	43 946	15 442	232 NATURAL RUBBER, GUMS	1 396	439	148
721 AGRIC MACHY, EXC TRACTORS	12 642	20 894	7 578	233 RUBBER, SYNTHETIC, RECLAIMD	50 676	17 919	6 325
722 TRACTORS NON-ROAD	702	1 084	377	245 FUEL WOOD NES, CHARCOAL	3 630	432	155
723 CIVIL ENGINEER EQUIP ETC	43 965	49 866	17 571	246 PULPMOOD, CHIPS, WOODWASTE	4 678 055	50 984	17 852
724 TEXTILE, LEATHER MACHNRY	4 273	17 536	6 166	247 OTH WOOD ROUGH, SQUARED	29 547	968	346
725 PAPER ETC MILL MACHINERY	8 147	18 028	6 395	248 WOOD SHAPED	87 740	6 437	2 266
726 PRINTG, BKBINDG MACHY, PTS	4 880	14 130	4 937	251 PULP AND WASTE PAPER	423 569	11 870	4 217
727 FOOD MACHRY NON-DOMESTIC	1 073	3 269	1 164	263 COTTON	16 413	5 696	1 954
728 OTH MACHY FOR SPCL INDUS	42 862	97 577	34 130	265 VEG FIBRE, EXCL COTN JUTE	1 593	162	58
736 MACHINE TOOLS FOR METAL	18 752	64 777	22 602	266 SYNTHETIC FIBRE TO SPIN	42 580	14 213	5 065
737 METALWORKING MACHNRY NES	23 299	25 020	8 847	267 OTHER MAN-MADE FIBRES	1 954	650	230
741 HEATING, COOLING EQUIPMNT	37 134	70 332	24 758	268 WOOL(EXC TOPS), ANML HAIR	1 941	1 880	676
742 PUMPS FOR LIQUIDS ETC	11 575	30 050	10 506	269 WASTE OF TEXTILE FABRICS	3 013	651	231
743 PUMPS NES, CENTRIFUGES ETC	27 807	56 189	19 704	271 FERTILIZERS, CRUDE	2 665	92	34
744 MECHANICAL HANDLING EQU	84 779	99 852	34 897	273 STONE, SAND AND GRAVEL	89 985	1 977	698
745 NONELEC MACHY, TOOLS NES	22 000	91 355	31 935	274 SULPHUR ETC	6 034	473	167
749 NONELEC MACH PTS, ACC NES	102 432	165 541	58 308	277 NATURAL ABRASIVES NES	87	191	73
751 OFFICE MACHINES	2 319	26 477	9 313	278 OTHER CRUDE MINERALS	3 748 394	31 842	11 198
752 AUTOMATIC DATA PROC EQUIP	14 819	268 827	94 290	282 IRON AND STEEL SCRAP	695 624	85 597	30 028
759 OFFICE & ADP MCH PTS, ACC	4 920	91 048	32 079	287 BASE METAL DRES, CONC NES	37 186	7 654	2 770
761 TELEVISION RECEIVERS	14 137	56 890	20 095	288 NONFER METAL SCRAP NES	465 589	55 686	19 489
762 RADIO BROADCAST RECEIVERS	15	133	47	291 CRUDE ANIMAL MTRIALS NES	5 942	4 677	1 647
763 SOUND RECORDRS, PHONOGRPH	30	556	208	292 CRUDE VEG MATERIALS NES	55 001	22 148	7 733
764 TELECOM EQPT, PTS, ACC NES	1 463	20 949	7 389	322 COAL, LIGNITE, PEAT	2 769	147	52
771 ELECTRIC POWER MACHY NES	5 132	10 917	3 792	323 BRIQUETS, COKE, SEMI-COKE	728 086	20 717	7 201
772 SWITCHGEAR ETC & PTS NES	10 027	24 836	8 746	334 PETROLEUM PRODUCTS, REFIN	1 001 155	96 830	34 612
773 ELECTR DISTRIBUTING MACH	36 035	22 436	7 938	335 RESIDUAL PETRLM PROD NES	318 863	28 733	10 026
774 ELECTRO-MEDCL XRAY EQUIP	3 045	44 797	15 676	411 ANIMAL OILS AND FATS	3 958	734	255
775 HOUSEHOLD TYPE EQUIP NES	24 669	45 870	16 147	423 FIXED VEG OILS, SOFT	8 724	1 981	697
776 TRANSISTORS, VALVES, ETC	252	11 472	4 015	424 FIXED VEG OIL NONSOFT	18 117	4 119	1 455
778 ELECTRICAL MACHINERY NES	52 440	53 872	18 939	431 PROCESD ANML VEG OIL, ETC	43 500	9 613	3 420
781 PASS MOTOR VEH EXC BUSES	164 649	274 759	96 145	511 HYDROCARBONS NES, DERIVS	329 442	50 636	17 683
783 ROAD MOTOR VEHICLES NES	44 132	44 735	15 732	512 ALCOHOLS, PHENOLS, ETC	151 911	34 348	12 098
784 MOTOR VEHCL PTS, ACC NES	5 229	1 957	684	513 ORGANIC ACIDS, ETC	207 680	53 945	19 037
785 MOTOR & OTHER CYCLES ETC	1 536	4 900	1 734	514 NITROGEN-FUNCTN COMPOUNDS	80 523	41 406	14 574
786 VEH NES NONMOTR, TRAILERS	17 029	18 041	6 410	515 ORG-INORG COMPOUNDS ETC	17 920	16 200	5 709
791 RAILWAY VEHICLES	11 747	2 267	813	516 OTHER ORGANIC CHEMICALS	154 023	29 157	10 250
792 AIRCRAFT	169	6 923	2 426	522 INORG ELEMNTS, OXIDES, ETC	1 330 067	89 850	31 657
793 SHIPS AND BOATS	26 476	34 476	12 314	523 OTHR INORGANIC CHEMICALS	613 685	54 142	19 135
812 PLUMB, HEATING, LGHTNG EQU	21 779	25 555	8 990	524 RADIOACTIVE ETC MATERIAL	82	8 859	3 233
821 FURNITURE	501 644	245 224	86 164	531 SYNT DYE, NAT INDGO, LAKES	35 545	37 877	13 348
831 TRAVEL GOODS, HANDBAGS	907	1 991	688	532 DYES NES, TANNING PRODS	5 189	1 535	542
842 MENS OUTERWEAR NOT KNIT	369	2 735	951	533 PIGMENTS, PAINTS, ETC	183 920	114 133	40 208

7 IMPORTS AND EXPORTS (SPECIAL TRADE) BY COUNTRIES OF PRODUCTION AND CONSUMPTION AND BY GROUPS OF THE SITC-REV. 11 1984

GROUP DESCRIPTION	DT * 100 KG	1 000 DM	1 000 \$	GROUP DESCRIPTION	DT * 100 KG	1 000 DM	1 000 \$
541 MEDICINAL ETC PRODUCTS	19 056	178 599	62 886	784 MOTOR VEHCL PTS, ACC NES	692 963	663 056	233 448
551 ESSENTL OIL, PERFUME, ETC	974	4 005	1 406	785 MOTOR & OTHER CYCLES ETC	15 120	32 136	11 480
553 PERFUMERY, COSMETICS, ETC	26 521	24 419	8 585	786 VEH NES NONMOTR, TRAILERS	93 157	62 905	22 118
554 SOAPS, CLEANING ETC PREPS	97 450	31 465	11 064	791 RAILWAY VEHICLES	35 752	31 492	10 955
562 FERTILIZERS MANUFACTURED	1 657 704	52 395	18 238	792 AIRCRAFT	941	10 620	3 675
572 EXPLOSIVES, PYROTECH PROD	2 636	5 775	2 059	793 SHIPS AND BOATS	71 448	35 160	12 870
582 PROD OF CONDENSATION ETC	313 529	169 801	59 647	801 INDUSTRIAL PLANT, CHAP 90	7	208	69
583 PROD OF POLYMERIZING ETC	1 112 194	343 603	120 832	812 PLUMB, HEATNG, LGHTNG EQU	13 668	36 485	12 788
584 CELLULOSE DERIVATIVES ETC	8 575	10 052	3 539	821 FURNITURE	100 071	91 814	32 139
585 PLASTIC MATERIALS NES	34 168	5 300	1 865	831 TRAVEL GOODS, HANDBAGS	2 879	7 509	2 617
591 PESTICIDES, DISINFECTANTS	24 266	28 170	10 315	842 MENS OUTERWEAR NOT KNIT	707	8 697	3 045
592 STARCH, INULIN, GLUTEN, ETC	151 550	23 585	8 283	843 WOMENS OUTERWEAR NONKNIT	3 556	50 635	17 878
598 MISC CHEMICAL PRODS NES	681 195	164 955	57 969	844 UNDERWEAR NOT KNIT	13	216	76
611 LEATHER	4 280	14 911	5 260	845 OUTERWEAR KNIT NONELASTC	1 053	15 228	5 330
612 LEATHER ETC MANUFACTURES	1 571	5 972	2 098	846 UNDERWEAR KNITTED	450	3 885	1 368
613 FUR SKINS TANNED, DRESSED	221	1 638	560	847 TXTL CLTHNG ACCESSRYS NES	1 048	8 060	2 813
621 MATERIALS OF RUBBER	29 637	36 922	12 977	848 HEADGEAR, NONTXTL CLOTHNG	1 114	8 923	3 139
625 RUBBER TYRES, TUBES	139 137	93 605	33 103	851 FOOTWEAR	4 761	24 987	8 813
628 RUBBER ARTICLES NES	22 731	51 097	18 002	871 OPTICAL INSTRUMENTS	339	9 249	3 253
633 CORK MANUFACTURES	359	681	238	872 MEDICAL INSTRUMENTS NES	6 585	38 934	13 726
634 VENEERS, PLYWOOD, ETC	133 242	29 115	10 244	873 METERS & COUNTERS NES	3 738	16 366	5 751
635 WOOD MANUFACTURES NES	14 282	6 496	2 272	874 MEASURNG, CONTROLNG INSTR	25 909	332 530	116 928
641 PAPER AND PAPERBOARD	347 678	92 782	32 496	881 PHOTO APPAR & EQUIPT NES	5 257	37 543	13 115
642 ARTICLES OF PAPER ETC	68 277	45 371	15 915	882 PHOTO, CINEMA SUPPLIES	17 786	37 119	13 075
651 TEXTILE YARN AND THREAD	83 493	93 648	32 947	883 DEVELOPED CINEMA FILM	12	397	144
652 COTTON FABRICS, WOVEN	12 599	31 577	11 073	884 OPTICAL GOODS NES	796	50 566	17 843
653 WOVN MAN-MADE FIB FABRIC	22 574	50 673	17 854	885 WATCHES AND CLOCKS	2 941	25 118	8 803
654 OTH WOVEN TEXTILE FABRIC	4 102	9 195	3 204	892 PRINTED MATTER	172 327	95 261	33 174
655 KNIT ETC FABRICS	3 427	10 048	3 541	893 ARTICLES OF PLASTIC NES	129 083	150 457	52 994
656 LACE, RIBBONS, TULLE, ETC	2 949	10 347	3 632	894 TOYS, SPORTING GOODS, ETC	18 466	35 623	12 536
657 SPECIAL TEXTILE ETC PROD	35 255	69 964	24 588	895 OFFICE SUPPLIES NES	5 174	23 915	8 425
658 TEXTILE ARTICLES NES	7 776	14 237	4 951	896 WORKS OF ART ETC	89	5 941	2 162
659 FLOOR COVERINGS ETC	25 630	26 380	9 251	897 GOLD, SILVER WARE, JEWELRY	349	28 287	9 914
661 CEMENT ETC BUILDING PROD	33 033	3 354	1 188	898 MUSICAL INSTRUMENTS, PTS	17 451	48 299	16 957
662 CLAY, REFRACTORY BLDG PRD	325 266	39 886	14 142	899 OTHER MANUFACTURED GOODS	13 251	36 863	12 902
663 OTH NONMETAL MINERAL MFS	157 743	58 940	20 764	941 ZOO ANIMALS, PETS	38	98	34
664 GLASS	270 424	63 220	22 374	951 WAR FIREARMS, AMMUNITION	505	4 062	1 436
665 GLASSWARE	31 286	22 395	7 849	971 GOLD, NON MONETARY NES	156	13 643	4 776
666 POTTERY	34 320	40 512	14 223				
667 PEARL, PREC.-SEMI-P STONE	4	1 900	668	FINLAND			
671 PIG IRON ETC	89 791	20 596	7 266				
672 IRON, STL PRIMARY FORMS	555 582	46 357	16 425	IMPORTS	31 750 631	4 386 534	1 547 816
673 IRON AND STEEL SHAPES	1 009 917	113 419	39 744				
674 IRN, STL UNIV, PLATE, SHEET	2 289 784	263 386	92 365	001 LIVE ANIMALS	41	134	48
675 IRON, STEEL HOOP, STRIP	539 124	67 804	23 921	011 MEAT FRESH, CHILLD, FROZEN	11 118	3 892	1 290
676 RAILWAY RAILS ETC IRN, STL	20 499	4 005	1 415	024 CHEESE AND CURD	4 362	1 529	545
677 IRN, STL WIRE EXCL W ROD	42 565	9 130	3 213	025 EGGS, BIRDS, FRESH, PRSRVD	11 781	2 253	835
678 IRON, STL TUBES, PIPES, ETC	759 993	161 303	56 765	034 FISH FRESH, CHILLED, FROZN	7 560	2 249	778
679 IRN, STL CASTINGS UNWORKE	88 951	30 137	10 565	043 BARLEY UNMILLED	168 318	9 309	3 405
681 SILVER, PLATINUM, ETC	1 158	38 952	13 690	045 CEREALS NES UNMILLED	704 739	29 931	10 578
682 COPPER EXC CEMENT COPPER	279 477	165 468	58 048	048 CEREAL ETC PREPARATIONS	6 568	1 852	658
683 NICKEL	1 851	3 767	1 329	054 VEG ETC FRSH, SPLY PRSRVD	2 942	576	205
684 ALUMINIUM	244 611	154 862	54 619	057 FRUIT, NUTS, FRESH, DRIED	964	668	224
685 LEAD	15 517	7 829	2 734	058 FRUIT PRESERVED, PREPARED	4 787	2 232	806
686 ZINC	1 650	841	291	062 SUGAR PREPS NON-COCOA	2 263	963	345
687 TIN	598	2 259	805	073 CHOCOLATE AND PRODUCTS	15 047	9 239	3 262
689 NON-FER BASE METALS NES	1 369	3 981	1 393	098 EDIBLE PRODUCTS, PREPS NES	220	225	77
691 STRUCTURES AND PARTS NES	51 050	27 739	9 758	112 ALCOHOLIC BEVERAGES	939	663	239
692 METAL TANKS, BOXES, ETC	23 908	17 361	6 101	211 HIDES, SKINS, UNDRRESSED	10 265	5 926	2 045
693 WIRE PRODUCTS NON ELECTR	122 321	26 198	9 267	212 FUR SKINS UNDRRESSED	2 130	102 059	37 317
694 STL, COPPR NAILS, NUTS, ETC	103 919	81 111	28 526	247 OTH WOOD ROUGH, SQUARED	203 024	9 344	3 266
695 TOOLS	29 314	102 167	35 880	248 WOOD SHAPED	2 743 589	239 880	84 889
696 CUTLERY	2 107	10 744	3 779	251 PULP AND WASTE PAPER	3 913 864	499 607	174 803
697 BASE MTL HOUSEHOLD EQUIP	8 204	9 295	3 282	263 COTTON	4 657	780	278
699 OTHER METAL MANUFACTURES	244 663	299 219	105 422	266 SYNTHETIC FIBRE TO SPIN	352	99	34
700 INDUSTRIAL PLANT, CHAP 84	241	134	49	267 OTHER MAN-MADE FIBRES	80 244	24 536	8 628
711 STEAM BOILERS & AUX PLNT	4 349	4 849	1 650	273 STONE, SAND AND GRAVEL	94 532	3 020	1 066
712 STEAM ENGINES, TURBINES	622	2 901	1 030	274 SULPHUR ETC	609 244	4 444	1 561
713 INTRNL COMBUS PISTN ENGN	230 101	429 836	151 506	278 OTHER CRUDE MINERALS	341 320	8 516	3 008
714 ENGINES & MOTORS NES	563	21 031	7 448	282 IRON AND STEEL SCRAP	2 734	280	97
716 ROTATING ELECTRIC PLANT	49 439	108 554	38 296	287 BASE METAL ORES, CONC NES	42 857	3 687	1 236
718 OTH POWER GENERATG MACHY	6 012	203 100	74 463	288 NONFER METAL SCRAP NES	10 881	1 680	582
721 AGRIC MACHY, EXC TRACTORS	81 859	81 974	28 915	289 PREC METAL ORE, WASTE NES	32	3 398	1 214
722 TRACTORS NON-ROAD	68 014	76 260	26 424	291 CRUDE ANIMAL MTRIALS NES	6 248	734	256
723 CIVIL ENGINEER EQUIP ETC	94 045	80 893	28 513	292 CRUDE VEG MATERIALS NES	6 535	5 207	1 791
724 TEXTILE, LEATHER MACHNRY	17 108	57 422	20 108	334 PETROLEUM PRODUCTS, REFIN	8 891 817	620 281	219 972
725 PAPER ETC MILL MACHINERY	24 886	56 369	19 674	423 FIXED VEG OILS, SOFT	64 490	12 992	4 694
726 PRINTG, BKGINDG MACHY, PTS	21 329	92 683	32 089	431 PROCESD ANML VEG OIL, ETC	38 568	6 937	2 445
727 FOOD MACHRY NON-DOMESTIC	4 628	18 642	6 601	511 HYDROCARBONS NES, DERIVS	648 336	71 662	25 694
728 OTH MACHY FOR SPCL INDUS	97 513	248 659	87 142	512 ALCOHOLS, PHENOLS, ETC	3 289	2 836	1 002
736 MACHINE TOOLS FOR METAL	52 970	198 354	69 063	513 ORGANIC ACIDS, ETC	9 419	2 326	817
737 METALWORKING MACHNRY NES	20 744	30 458	10 659	514 NITROGEN-FUNCTN COMPOUNDS	1 047	2 022	723
741 HEATING, COOLING EQUIPMNT	56 203	107 556	37 738	515 ORG-INORG COMPOUNDS ETC	4 064	4 205	1 455
742 PUMPS FOR LIQUIDS ETC	53 857	200 482	70 415	516 OTHER ORGANIC CHEMICALS	86 411	12 597	4 464
743 PUMPS NES, CENTRIFUGES ETC	125 600	220 117	77 651	522 INORG ELEMNTS, OXIDES, ETC	101 999	29 514	10 353
744 MECHANICAL HANDLING EQU	80 807	115 047	40 724	523 OTHR INORGANIC CHEMICALS	6 923	968	347
745 NONELEC MACHY TOOLS NES	34 997	121 332	42 693	531 SYNT DYE, NAT INDGO, LAKES	252	303	101
749 NONELEC MACH PTS, ACC NES	268 293	460 644	162 470	533 PIGMENTS PAINTS, ETC	68 264	24 713	8 685
751 OFFICE MACHINES	3 946	30 493	10 730	541 MEDICINAL ETC PRODUCTS	841	4 735	1 671
752 AUTOMTIC DATA PROC EQUIP	8 702	174 608	60 777	553 PERFUMERY, COSMETICS, ETC	754	1 749	593
759 OFFICE & ADP MCH PTS, ACC	10 942	152 903	53 963	572 EXPLOSIVES, PYROTECH PROD	555	1 556	558
761 TELEVISION RECEIVERS	23 722	61 896	21 582	582 PROD OF CONDENSATION ETC	13 700	1 729	605
762 RADIO BROADCAST RECEIVRS	3 675	16 412	5 686	583 PROD OF POLYMERIZING ETC	116 847	38 276	13 494
763 SOUND RECORDRS, PHONOGRPH	2 096	26 704	9 155	584 CELLULOSE DERIVATIVES ETC	23 429	11 370	3 955
764 TELECOM EQPT, PTS, ACC NES	9 406	61 829	21 705	591 PESTICIDES, DISINFECTANTS	1 465	854	294
771 ELECTRIC POWER MACHY NES	42 531	76 973	27 059	592 STARCH, INULIN, GLUTEN, ETC	5 514	1 128	398
772 SWITCHGEAR ETC & PTS NES	67 068	349 745	123 167	598 MISC CHEMICAL PRODS NES	88 638	11 360	3 973
773 ELECTR DISTRIBUTING MACH	66 484	68 331	24 147	611 LEATHER	1 584	4 927	1 778
774 ELECTRO-MEDCL, XRAY EQUIP	2 068	36 703	13 023	613 FUR SKINS TANNED, DRESSED	297	10 410	3 686
775 HOUSEHOLD TYPE EQUIP NES	93 570	127 578	44 650	625 RUBBER TYRES, TUBES	4 652	3 006	1 026
776 TRANSISTORS, VALVES, ETC	20 801	85 772	29 915	628 RUBBER ARTICLES NES	64	398	138
778 ELECTRICAL MACHINERY NES	193 425	402 764	141 409	634 VENEERS, PLYWOOD, ETC	652 095	156 743	55 632
781 PASS MOTOR VEH EXC BUSES	747 276	1 063 589	377 049	635 WOOD MANUFACTURES NES	126 221	36 497	12 921
782 LORRIES, SPCL MTR VEH NES	88 179	111 956	38 857	641 PAPER AND PAPERBOARD	8 342 494	1 115 611	394 134
783 ROAD MOTOR VEHICLES NES	12 090	27 910	9 672	642 ARTICLES OF PAPER ETC	143 321	26 137	9 220

7 IMPORTS AND EXPORTS (SPECIAL TRADE) BY COUNTRIES OF PRODUCTION AND CONSUMPTION AND BY GROUPS OF THE SITC-REV. II 1984

GROUP DESCRIPTION	DT * 100 KG	1 000 DM	1 000 \$	GROUP DESCRIPTION	DT * 100 KG	1 000 DM	1 000 \$
651 TEXTILE YARN AND THREAD	2 205	2 163	765	EXPORTS	14 533 677	4 748 871	1 669 815
652 COTTON FABRICS,WOVEN	3 142	6 398	2 257				
653 WOVN MAN-MADE FIB FABRIC	337	1 141	403	001 LIVE ANIMALS	121	321	117
654 OTH WOVEN TEXTILE FABRIC	146	171	63	014 MEAT PREPD, PRSVD, NES ETC	134	169	59
655 KNIT ETC FABRICS	765	2 031	715	024 CHEESE AND CURD	1 377	1 112	386
656 LACE,RIBBONS,TULLE,ETC	400	543	185	034 FISH FRESH, CHILLED, FROZN	3 854	1 307	469
657 SPECIAL TEXTILE ETC PROD	36 676	29 843	10 614	037 FISH ETC PREPD PRSVD NES	1 801	775	268
658 TEXTILE ARTICLES NES	1 715	4 711	1 657	042 RICE	2 682	405	139
659 FLOOR COVERINGS ETC	1 309	3 067	1 082	048 CEREAL ETC PREPARATIONS	7 567	2 835	1 004
661 CEMENT ETC BUILDING PROD	11 619	1 830	643	054 VEG ETC FRSH, SMPLY PRSVD	5 728	3 574	1 295
663 OTH NONMETAL MINERAL MFS	50 817	6 774	2 379	056 VEGTBLES ETC PRSVD, PREPD	3 738	1 661	582
664 GLASS	119 378	49 089	17 322	057 FRUIT, NUTS, FRESH, DRIED	194 533	19 276	6 861
665 GLASSWARE	694	1 405	485	058 FRUIT PRESERVED, PREPARED	12 709	4 058	1 419
666 POTTERY	1 122	1 619	575	062 SUGAR PREPS NON-COCOA	2 817	1 787	631
671 PIG IRON ETC	810	85	30	071 COFFEE AND SUBSTITUTES	2 812	5 076	1 798
672 IRON, STL PRIMARY FORMS	531 270	95 532	32 874	072 COCOA	7 304	7 316	2 529
673 IRON AND STEEL SHAPES	475 669	43 770	15 458	073 CHOCOLATE AND PRODUCTS	5 317	5 139	1 749
674 IRN, STL UNIV, PLATE, SHEET	1 157 797	147 831	51 835	074 TEA AND MATE	1 168	1 281	439
675 IRON, STEEL HOOP, STRIP	56 036	11 844	4 153	075 SPICES	1 512	1 073	384
677 IRN, STL WIRE EXCL V ROD	1 912	306	108	081 FEEDING STUFF FOR ANIMLS	53 728	5 082	1 777
678 IRON, STL TUBES, PIPES, ETC	70 220	12 514	4 405	098 EDIBLE PRODUCTS, PREPS NES	12 009	4 736	1 688
681 SILVER, PLATINUM, ETC	20	1 437	492	111 NON-ALCOHL BEVERAGES NES	2 126	516	180
682 COPPER EXC CEMENT COPPER	90 313	49 452	17 502	112 ALCOHOLIC BEVERAGES	9 908	2 262	805
683 NICKEL	15 362	21 219	7 488	211 HIDES, SKINS, UNRESSED	6 216	2 846	1 008
684 ALUMINIUM	7 796	3 621	1 293	222 SEEDS FOR SOFT/FIXED OIL	1 390	328	113
686 ZINC	122 023	34 818	12 274	223 SEEDS FOR OTH FIXED OILS	4 406	1 043	374
689 NON-FER BASE METALS NES	1 382	4 748	1 671	232 NATURAL RUBBER, GUMS	872	289	105
691 STRUCTURES AND PARTS NES	40 630	21 612	7 461	233 RUBBER, SYNTHETIC, RECLAIMD	51 232	9 990	3 546
692 METAL TANKS, BOXES, ETC	759	330	113	246 PULPWOOD, CHIPS, WOODWASTE	2 071 143	21 369	7 546
693 WIRE PRODUCTS NON ELECTR	157	284	99	247 OTH WOOD ROUGH, SQUARED	24 153	559	198
694 STL, COPPR NAILS, NUTS, ETC	112	230	79	248 WOOD SHAPED	28 704	3 437	1 184
695 TOOLS	2 007	4 141	1 469	251 PULP AND WASTE PAPER	17 614	1 027	360
696 CUTLERY	237	1 593	560	263 COTTON	5 330	1 534	543
697 BASE MTL HOUSEHOLD EQUIP	2 247	2 530	886	266 SYNTHETIC FIBRE TO SPIN	71 066	27 406	9 589
699 OTHER METAL MANUFACTURES	6 141	7 208	2 507	267 OTHER MAN-MADE FIBRES	2 722	1 306	454
711 STEAM BOILERS & AUX PLNT	3 780	1 544	511	268 WOOL(EXC TOPS), ANML HAIR	2 921	2 590	927
712 STEAM ENGINES, TURBINES	153	3 372	1 167	269 WASTE OF TEXTILE FABRICS	18 384	3 579	1 269
713 INTRNL COMBUS PISTN ENGN	2 391	4 113	1 486	273 STONE, SAND AND GRAVEL	30 487	869	309
714 ENGINES & MOTORS NES	220	1 836	688	274 SULPHUR ETC	239 283	7 829	2 713
716 ROTATING ELECTRIC PLANT	6 947	9 890	3 455	278 OTHER CRUDE MINERALS	1 287 049	14 365	5 038
718 OTH POWER GENERATG MACHY	499	1 172	414	287 BASE METAL ORES, CONC NES	78 142	5 595	1 846
721 AGRIC MACHY, EXC TRACTORS	5 551	4 532	1 627	288 NONFERR METAL SCRAP NES	11 439	2 232	789
722 TRACTORS NON-ROAD	272	428	153	291 CRUDE ANIMAL MTRIALS NES	2 309	2 977	1 041
723 CIVIL ENGINEER EQUIP ETC	2 855	7 509	2 656	292 CRUDE VEG MATERIALS NES	13 163	8 430	2 964
724 TEXTILE, LEATHER MACHNRY	1 200	1 787	624	323 BRIQUETS, COKE, SEMI-COKE	2 571 839	66 551	22 757
725 PAPER ETC MILL MACHINERY	13 733	30 351	10 595	334 PETROLEUM PRODUCTS, REFIN	146 013	20 184	7 026
726 PRINTG, BKBINDG MACHY, PTS	1 304	2 095	749	335 RESIDUAL PETRLM PROD NES	137 805	14 665	5 128
727 FOOD MACHRY NON-DOMESTIC	537	1 825	649	423 FIXED VEG OILS, SOFT	4 767	1 100	383
728 OTH MACHY FOR SPCL INDUS	5 764	11 454	4 068	424 FIXED VEG OIL NONSOFT	4 723	1 191	422
736 MACHINE TOOLS FOR METAL	1 016	4 850	1 665	431 PROCESD ANML VEG OIL, ETC	5 048	2 160	762
737 METALWORKING MACHNRY NES	1 673	2 340	817	511 HYDROCARBONS NES, DERIVS	71 599	10 973	3 968
741 HEATING, COOLING EQUIPMNT	8 319	13 429	4 735	512 ALCOHOLS, PHENOLS, ETC	88 382	16 638	5 804
742 PUMPS FOR LIQUIDS ETC	1 091	3 256	1 129	513 ORGANIC ACIDS, ETC	110 429	24 063	8 447
743 PUMPS NES, CENTRIFUGES ETC	1 091	3 698	1 355	514 NITROGEN-FUNCT COMPOUNDS	31 800	13 151	4 639
744 MECHANICAL HANDLING EQU	10 185	12 808	4 490	515 ORG-INORG COMPOUNDS ETC	6 103	9 422	3 357
745 NONELEC MACHY, TOOLS NES	5 082	9 685	3 377	516 OTHER ORGANIC CHEMICALS	21 314	8 762	3 078
749 NONELEC MACH PTS, ACC NES	10 891	17 031	5 962	522 INORG ELEMNTS, OXIDES, ETC	1 244 480	41 381	14 329
751 OFFICE MACHINES	36	310	109	523 OTHR INORGANIC CHEMICALS	272 436	23 591	8 320
752 AUTOMTIC DATA PROC EQUIP	898	7 296	2 629	524 RADIOACTIVE ETC MATERIAL	35	1 137	397
759 OFFICE & ADP MCH PTS, ACC	261	5 865	2 043	531 SYNT DYE, NAT INDO, LAKES	36 032	37 912	13 382
761 TELEVISION RECEIVERS	19 103	51 245	18 255	532 DYES NES, TANNING PRODS	8 760	2 453	854
763 SOUND RECORDRS, PHONOGRPH	11	109	39	533 PIGMENTS, PAINTS, ETC	65 679	41 370	14 647
764 TELECOM EQPT, PTS, ACC NES	645	5 730	2 021	541 MEDICINAL ETC PRODUCTS	8 732	56 001	19 756
771 ELECTRIC POWER MACHY NES	15 816	12 910	4 520	551 ESSENTL OIL, PERFUME, ETC	712	3 357	1 184
772 SWITCHGEAR ETC & PTS NES	1 590	6 078	2 149	553 PERFUMERY, COSMETICS, ETC	7 926	12 757	4 508
773 ELECTR DISTRIBUTING MACH	14 564	7 918	2 804	554 SOAPS, CLEANING ETC PREPS	74 806	22 667	7 952
774 ELECTRO-MEDCL, XRAY EQUIP	2 343	15 314	5 361	562 FERTILIZERS MANUFACTURED	341 171	7 841	2 732
775 HOUSEHOLD TYPE EQUIP NES	3 028	3 107	1 092	572 EXPLOSIVES, PYROTECH PROD	1 125	1 667	582
776 TRANSISTORS, VALVES, ETC	10	378	127	582 PROD OF CONDENSATION ETC	154 111	91 502	32 283
778 ELECTRICAL MACHINERY NES	1 977	5 004	1 757	583 PROD OF POLYMERIZING ETC	581 898	172 379	60 695
781 PASS MOTOR VEH EXC BUSES	14 234	18 780	6 567	584 CELLULOSE DERIVATIVES ETC	8 020	7 631	2 679
782 LORRIES, SPCL MTR VEH NES	3 010	1 019	363	585 PLASTIC MATERIALS NES	115 215	13 701	4 844
783 ROAD MOTOR VEHICLES NES	657	753	259	591 PESTICIDES, DISINFECTANTS	11 475	12 373	4 566
784 MOTOR VEHCL PTS, ACC NES	3 271	4 415	1 569	592 STARCH, INULIN, GLUTEN, ETC	81 342	11 092	3 936
785 MOTOR & OTHER CYCLES ETC	770	805	286	598 MISC CHEMICAL PRODS NES	246 309	70 263	24 780
786 VEH NES NONMOTR, TRAILERS	20 523	4 605	1 524	611 LEATHER	4 707	3 855	1 352
792 AIRCRAFT	23	5 799	2 033	612 LEATHER ETC MANUFACTURES	1 460	3 030	1 074
793 SHIPS AND BOATS	4 123	10 403	3 712	613 FUR SKINS TANNED, DRESSED	31	1 468	533
812 PLUMBNG, HEATING, LGHTNG EQU	72 794	24 445	8 581	621 MATERIALS OF RUBBER	13 752	10 540	3 680
821 FURNITURE	96 525	50 542	17 785	625 RUBBER TYRES, TUBES	30 242	21 591	7 638
831 TRAVEL GOODS, HANDBAGS	120	459	109	628 RUBBER ARTICLES NES	6 560	13 645	4 797
842 MENS OUTERWEAR NOT KNIT	2 011	20 321	7 010	633 CORK MANUFACTURES	117	237	85
843 WOMENS OUTERWEAR NONKNIT	1 800	21 097	7 358	634 VENEERS, PLYWOOD, ETC	14 648	8 581	3 041
844 UNDERWEAR NOT KNIT	67	560	200	635 WOOD MANUFACTURES NES	32 808	12 604	4 424
845 UNDERWEAR KNIT NONELASTC	1 027	11 624	4 121	641 PAPER AND PAPERBOARD	96 936	32 904	11 502
846 UNDERWEAR KNITTED	199	2 702	946	642 ARTICLES OF PAPER ETC	30 074	16 331	5 762
847 TXTL CLTHNG ACCESSRY NES	62	445	150	651 TEXTILE YARN AND THREAD	50 795	67 145	23 573
848 HEADGEAR, NONTXTL CLOTHNG	855	16 942	5 896	652 COTTON FABRICS, WOVEN	14 593	35 951	12 642
851 FOOTWEAR	739	4 702	1 666	653 WOVN MAN-MADE FIB FABRIC	14 900	41 862	14 781
872 MEDICAL INSTRUMENTS NES	252	6 435	2 265	654 OTH WOVEN TEXTILE FABRIC	2 579	7 991	2 836
873 METERS & COUNTERS NES	3	109	40	655 KNIT ETC FABRICS	3 647	8 632	3 041
874 MEASURING, CONTROLLING INSTR	749	18 361	6 406	656 LACE, RIBBONS, TULLE, ETC	2 383	5 063	1 794
881 PHOTO APPAR & EQUIPT NES	8	116	41	657 SPECIAL TEXTILE ETC PROD	23 240	55 790	19 695
882 PHOTO, CINEMA SUPPLIES	74	90	31	658 TEXTILE ARTICLES NES	1 026	3 169	1 119
884 OPTICAL GOODS NES	1	133	42	659 FLOOR COVERINGS ETC	4 629	4 592	1 608
885 WATCHES AND CLOCKS	3	839	288	661 CEMENT ETC BUILDING PROD	51 112	2 904	1 027
892 PRINTED MATTER	8 997	4 498	1 589	662 CLAY, REFRACTORY BLDG PRD	166 194	17 700	6 215
893 ARTICLES OF PLASTIC NES	8 442	11 430	4 039	663 OTH NONMETAL MINERAL MFS	52 258	22 532	7 910
894 TOYS, SPORTING GOODS, ETC	9 124	11 742	4 080	664 GLASS	153 167	29 485	10 381
896 WORKS OF ART ETC	13	760	273	665 GLASSWARE	17 994	7 474	2 647
897 GOLD, SILVER WARE, JEWELRY	17	11 293	3 933	666 POTTERY	5 313	4 352	1 523
898 MUSICAL INSTRUMENTS, PTS	5 794	10 107	3 545	667 PEARL, PREC-, SEMI-P STONE	1	1 059	369
899 OTHER MANUFACTURED GOODS	1 634	3 104	1 091	671 PIG IRON ETC	59 501	6 537	2 319
951 WAR FIREARMS, AMMUNITION	119	577	205	672 IRON, STL PRIMARY FORMS	124 518	29 470	10 331
971 GOLD, NON MONETARY NES		2 309	785	673 IRON AND STEEL SHAPES	283 728	33 618	11 747

7 IMPORTS AND EXPORTS (SPECIAL TRADE) BY COUNTRIES OF PRODUCTION AND CONSUMPTION AND BY GROUPS OF THE SITC-REV. II 1984

GROUP DESCRIPTION	DT * 100 KG	1 000 DM	1 000 \$	GROUP DESCRIPTION	DT * 100 KG	1 000 DM	1 000 \$
674 IRN, STL UNIV, PLATE, SHEET	528 102	78 132	27 435	SWITZERLAND			
675 IRON, STEEL HOOP, STRIP	58 062	12 306	4 299				
676 RAILWAY RAILS ETC IRN, STL	15 647	2 423	869	IMPORTS	21 427 671	15 636 309	5 507 489
677 IRN, STL WIRE EXCL W ROD	26 576	5 494	1 943				
678 IRON, STL TUBES, PIPES, ETC	266 387	59 799	21 106	001 LIVE ANIMALS	5 344	2 617	944
679 IRN, STL CASTINGS UNWORKE	13 457	3 868	1 357	011 MEAT FRESH, CHILLO, FROZEN	5 888	1 262	432
681 SILVER, PLATINUM, ETC	368	3 368	1 185	012 MEAT DRIED, SALTED, SMOKED	1 739	4 166	1 461
682 COPPER EXC CEMENT COPPER	54 345	37 398	13 142	014 MEAT PREPD, PRSVD, NES ETC	209	608	200
683 NICKEL	206	854	301	022 MILK AND CREAM	4 100	2 204	778
684 ALUMINIUM	102 438	61 528	21 745	024 CHEESE AND CURD	83 506	94 002	32 960
685 LEAD	7 978	1 463	588	034 FISH FRESH, CHILLED, FROZN	189	179	63
686 ZINC	1 073	482	166	035 FISH SALTED, DRIED, SMOKED	130	871	194
687 TIN	689	2 379	835	046 WHEAT ETC MEAL OR FLOUR	981	150	54
689 NON-FER BASE METALS NES	254	278	98	048 CEREAL ETC PREPARATIONS	82 278	25 329	8 896
691 STRUCTURES AND PARTS NES	28 471	11 749	4 129	054 VEG ETC FRSH, SMPLY PRSVD	5 468	555	197
692 METAL TANKS, BOXES, ETC	16 726	8 216	2 847	056 VEGTBLES ETC PRSVD, PREPD	3 817	3 149	1 105
693 WIRE PRODUCTS NON ELECTR	16 326	8 080	2 838	057 FRUIT, NUTS, FRESH, DRIED	8 920	1 127	378
694 STL, COPPR NAILS, NUTS, ETC	36 454	24 327	8 547	058 FRUIT PRESERVED, PREPARED	103 686	19 194	6 822
695 TOOLS	11 576	40 990	14 455	061 SUGAR AND HONEY	191	110	37
696 CUTLERY	1 166	5 390	1 921	062 SUGAR PREPS NON-COCOA	21 134	17 733	6 210
697 BASE MTL HOUSEHOLD EQUIP	3 973	5 305	1 883	071 COFFEE AND SUBSTITUTES	2 614	3 366	1 181
699 OTHER METAL MANUFACTURES	61 543	65 414	22 992	072 COCOA	336	373	132
700 INDUSTRIAL PLANT, CHAP 84	3 626	5 809	2 165	073 CHOCOLATE AND PRODUCTS	29 441	27 927	9 804
711 STEAM BOILERS & AUX PLNT	3 987	2 463	868	074 TEA AND MATE	118	206	70
712 STEAM ENGINES, TURBINES	976	5 938	2 012	075 SPICES	202	271	93
713 INTRNL COMBUS PISTN ENGN	15 679	52 906	18 479	081 FEEDING STUFF FOR ANIMLS	23 079	3 920	1 389
714 ENGINES & MOTORS NES	81	6 392	2 219	098 EDIBLE PRODS, PREPS NES	134 209	54 558	19 258
716 ROTATING ELECTRIC PLANT	14 903	32 571	11 381	111 NON-ALCOHL BEVERAGES NES	223 417	13 655	4 826
718 OTH POWER GENERATG MACHY	1 567	9 149	3 263	112 ALCOHOLIC BEVERAGES	5 774	6 327	2 203
721 AGRIC MACHY, EXC TRACTORS	43 155	40 562	14 548	121 TOBACCO UNMNFCTRD, REFUSE	2 076	1 772	636
722 TRACTORS NON-ROAD	35 499	37 080	12 978	122 TOBACCO MFRS	1 113	1 324	472
723 CIVIL ENGINEERG EQUIP ETC	30 746	38 117	13 627	211 HIDES, SKINS, UNDRESSED	59 530	31 758	11 285
724 TEXTILE, LEATHER MACHNRY	11 140	43 385	15 203	212 FUR SKINS UNDRESSED	86	610	225
725 PAPER ETC MILL MACHINERY	18 731	47 877	16 920	232 NATURAL RUBBER, GUMS	8 381	2 011	731
726 PRINTG, BKBINDG MACHY, PTS	17 386	81 680	28 994	233 RUBBER, SYNTHETIC, RECLAIMD	27 274	4 040	1 410
727 FOOD MACHRY NON-DOMESTIC	5 845	19 354	6 868	246 PULPMOOD, CHIPS, WOODWASTE	16 336	300	108
728 OTH MACHY FOR SPCL INDUS	53 013	145 330	51 128	247 OTH WOOD ROUGH, SQUARED	103 621	3 406	1 195
736 MACHINE TOOLS FOR METAL	31 821	64 866	22 720	248 WOOD SHAPED	48 150	4 068	1 440
737 METALWORKING MACHNRY NES	12 080	24 893	8 698	251 PULP AND WASTE PAPER	189 414	17 249	6 088
741 HEATING, COOLING EQUIPMNT	21 856	54 440	19 337	261 SILK	126	2 011	717
742 PUMPS FOR LIQUIDS ETC	11 494	46 488	16 365	263 COTTON	41 607	10 859	3 825
743 PUMPS NES, CENTRIFUGES ETC	30 795	57 445	20 255	265 VEG FIBRE, EXCL COTN JUTE	116	276	100
744 MECHANICAL HANDLING EQU	32 667	52 840	18 668	266 SYNTHETIC FIBRE TO SPIN	98 748	49 437	17 484
745 NONELEC MACHY, TOOLS NES	21 998	76 441	26 775	267 OTHER MAN-MADE FIBRES	9 879	2 324	814
749 NONELEC MACH PTS, ACC NES	64 382	142 616	50 202	268 WOOL(EXC TOPS), ANML HAIR	3 374	6 956	2 487
751 OFFICE MACHINES	3 134	18 893	6 489	269 WASTE OF TEXTILE FABRICS	28 590	1 923	684
752 AUTOMATIC DATA PROC EQUIP	5 114	93 446	32 762	273 STONE, SAND AND GRAVEL	212 800	5 964	2 104
759 OFFICE & ADP MCH PTS, ACC	788	27 417	9 701	277 NATURAL ABRASIVES NES	136	4 132	1 450
761 TELEVISION RECEIVERS	4 169	12 317	4 297	278 OTHER CRUDE MINERALS	447 825	3 110	1 096
762 RADIO BROADCAST RECEIVRS	1 551	11 517	4 058	282 IRON AND STEEL SCRAP	147 277	19 015	6 650
763 SOUND RECORDRS, PHONOGRPH	797	8 235	2 853	287 BASE METAL ORES, CONC NES	839	534	189
764 TELECOM EQPT, PTS, ACC NES	5 139	72 369	25 453	288 NONFERR METAL SCRAP NES	237 733	87 215	30 696
771 ELECTRIC POWER MACHY NES	8 813	17 041	5 994	289 PREC METAL ORE, WASTE NES	3 624	10 841	3 823
772 SWITCHGEAR ETC & PTS NES	19 621	110 056	38 664	291 CRUDE ANIMAL MTRIALS NES	45 311	5 531	1 950
773 ELECTR DISTRIBUTING MACH	10 073	13 321	4 677	292 CRUDE VEG MATERIALS NES	11 964	13 941	4 951
774 ELECTRO-MEDCL, XRAY EQUIP	1 346	17 005	5 996	334 PETROLEUM PRODUCTS, REFIN	2 863 420	165 620	57 761
775 HOUSEHOLD TYPE EQUIP NES	48 333	69 116	24 102	335 RESIDUAL PETRLM PROD NES	28 096	2 482	891
776 TRANSISTORS, VALVES, ETC	10 836	49 207	17 387	341 GAS NATURAL AND MANUFCTD			
778 ELECTRICAL MACHINERY NES	35 355	113 501	39 934	351 ELECTRIC ENERGY, MWH	5 992 058	474 654	166 683
781 PASS MOTOR VEH EXC BUSES	242 014	312 743	109 148	411 ANIMAL OILS AND FATS	90 583	10 104	3 549
782 LORRIES, SPCL MTR VEH NES	84 916	105 816	36 984	423 FIXED VEG OILS, SOFT	57 106	13 064	4 574
783 ROAD MOTOR VEHICLES NES	3 764	6 161	2 216	424 FIXED VEG OIL NONSOFT	1 048	998	358
784 MOTOR VEHCL PTS, ACC NES	79 679	106 286	37 362	431 PROCESD ANML VEG OIL, ETC	9 942	1 667	592
785 MOTOR & OTHER CYCLES ETC	10 898	17 567	6 197	511 HYDROCARBONS NES, DERIVS	44 860	9 039	3 180
786 VEH NES NONMOTR, TRAILERS	39 910	28 727	10 188	512 ALCOHOLS, PHENOLS, ETC	171 552	26 830	9 499
791 RAILWAY VEHICLES	4 353	7 909	2 809	513 ORGANIC ACIDS, ETC	73 334	62 365	22 151
792 AIRCRAFT	191	11 092	3 959	514 NITROGEN-FUNCT COMPOUNDS	38 630	145 547	51 609
793 SHIPS AND BOATS	5 127	4 160	1 520	515 ORG-INORG COMPOUNDS ETC	37 427	228 044	80 259
812 PLUMB, HEATNG, LGHTNG EQU	3 918	11 076	3 898	516 OTHER ORGANIC CHEMICALS	55 260	63 475	22 493
821 FURNITURE	16 310	18 618	6 598	522 INORG ELEMNTS, OXIDES, ETC	438 849	29 283	10 342
831 TRAVEL GOODS, HANDBAGS	851	2 670	946	523 OTHR INORGANIC CHEMICALS	449 991	29 439	10 370
842 MENS OUTERWEAR NOT KNIT	107	1 008	338	524 RADIOACTIVE ETC MATERIAL	8	7 113	2 513
843 WOMENS OUTERWEAR NONKNIT	976	13 831	4 874	531 SYNT DYE, NAT INDGO, LAKES	67 855	198 226	70 385
844 UNDERWEAR NOT KNIT	21	348	114	532 DYES NES, TANNING PRODS	686	1 605	578
845 UNDERWEAR KNIT NONELASTC	342	4 226	1 491	533 PIGMENTS, PAINTS, ETC	154 288	80 220	28 259
846 UNDERWEAR KNITTED	197	2 052	701	541 MEDICINAL ETC PRODUCTS	62 682	656 699	231 803
847 TXTL CLTHNG ACCESSRYS NES	439	3 478	1 198	551 ESSENTL OIL, PERFUME, ETC	17 139	81 827	29 198
848 HEADGEAR, NONTXTL CLOTHNG	666	4 534	1 607	553 PERFUMERY, COSMETICS, ETC	52 935	69 414	24 403
851 FOOTWEAR	2 453	15 838	5 662	554 SOAPS, CLEANING ETC PREPS	330 093	68 581	24 168
871 OPTICAL INSTRUMENTS	274	4 443	1 560	562 FERTILIZERS MANUFACTURED	17 508	2 349	818
872 MEDICAL INSTRUMENTS NES	2 374	21 742	7 649	572 EXPLOSIVES, PYROTECH PROD	233	1 841	635
873 METERS & COUNTERS NES	866	4 797	1 668	582 PROD OF CONDENSATION ETC	322 643	214 579	75 718
874 MEASURNG, CONTROLNG INSTR	7 472	86 946	30 568	583 PROD OF POLYMERIZING ETC	521 859	190 961	67 416
881 PHOTO APPAR & EQUIPT NES	2 958	20 769	7 338	584 CELLULOSE DERIVATIVES ETC	6 075	6 485	2 285
882 PHOTO, CINEMA SUPPLIES	14 183	26 533	9 354	585 PLASTIC MATERIALS NES	16 250	3 186	1 128
884 OPTICAL GOODS NES	267	11 092	3 913	591 PESTICIDES, DISINFECTANTS	91 466	134 891	48 192
885 WATCHES AND CLOCKS	1 722	13 337	4 669	592 STARCH, INULIN, GLUTEN, ETC	24 748	17 259	6 096
892 PRINTED MATTER	13 215	16 530	5 771	598 MISC CHEMICAL PRODS NES	296 081	106 855	37 766
893 ARTICLES OF PLASTIC NES	27 795	36 990	13 078	611 LEATHER	9 104	20 969	7 407
894 TOYS, SPORTING GOODS, ETC	8 629	17 351	6 168	612 LEATHER ETC MANUFACTURES	1 321	6 487	2 270
895 OFFICE SUPPLIES NES	3 790	12 686	4 498	613 FUR SKINS TANNED, DRESSED	111	1 793	628
896 WORKS OF ART ETC	8	626	219	621 MATERIALS OF RUBBER	17 323	15 575	5 495
897 GOLD, SILVER WARE, JEWELRY	50	11 087	3 875	625 RUBBER TYRES, TUBES	87 508	20 136	7 057
898 MUSICAL INSTRUMENTS, PTS	6 074	25 617	9 115	628 RUBBER ARTICLES NES	6 543	29 312	10 331
899 OTHER MANUFACTURED GOODS	7 243	21 836	7 718	634 VENEERS, PLYWOOD, ETC	833 572	69 637	24 590
951 WAR FIREARMS, AMMUNITION	674	1 955	686	635 WOOD MANUFACTURES NES	24 089	17 601	6 163
971 GOLD, NON MONETARY NES	5	8 921	2 924	641 PAPER AND PAPERBOARD	1 480 967	204 983	72 281
972 GOLD COIN		5 480	1 948	642 ARTICLES OF PAPER ETC	214 402	71 539	25 224
				651 TEXTILE YARN AND THREAD	194 585	319 458	112 503
				652 COTTON FABRICS, WOVEN	45 931	188 425	66 186
				653 WOVN MAN-MADE FIB FABRIC	23 509	92 012	32 343
				654 OTH WOVEN TEXTILE FABRIC	22 089	74 452	26 507
				655 KNIT ETC FABRICS	17 126	53 900	18 975
				656 LACE, RIBBONS, TULLE, ETC	6 717	59 527	20 952
				657 SPECIAL TEXTILE ETC PROD	37 673	82 640	29 127

7 IMPORTS AND EXPORTS (SPECIAL TRADE) BY COUNTRIES OF PRODUCTION AND CONSUMPTION AND BY GROUPS OF THE SITC-REV. II 1984

GROUP DESCRIPTION	DT * 100 KG	1 000 DM	1 000 \$	GROUP DESCRIPTION	DT * 100 KG	1 000 DM	1 000 \$
658 TEXTILE ARTICLES NES	6 491	32 539	11 428	898 MUSICAL INSTRUMENTS,PTS	5 669	36 258	12 684
659 FLOOR COVERINGS ETC	29 166	39 848	14 028	899 OTHER MANUFACTURED GOODS	37 060	148 086	52 032
661 CEMENT ETC BUILDING PROD	305 203	15 656	5 496	941 ZOO ANIMALS,PETS	85	556	197
662 CLAY,REFRACTORY BLDG PRO	230 393	21 767	7 694	951 WAR FIREARMS,AMMUNITION	115	2 724	954
663 OTH NONMETAL MINERAL MFS	58 923	33 560	11 844	961 COIN NONGOLD,NONCURRENT	57	4 001	1 420
664 GLASS	123 579	21 543	7 484	971 GOLD,NON MONETARY NES	246	531 269	187 996
665 GLASSWARE	169 446	18 647	6 558	972 GOLD COIN	1	6 501	2 380
666 POTTERY	2 237	7 163	2 523				
667 PEARL,PREC.,SEMI-P STONE	217	68 734	24 312	EXPORTS	87 860 477	25 872 076	9 114 043
671 PIG IRON ETC	12 747	2 158	761	001 LIVE ANIMALS	3 030	6 079	2 148
672 IRON,STL PRIMARY FORMS	39 310	3 890	1 388	011 MEAT FRESH,CHILLO,FROZEN	7 939	6 023	2 145
673 IRON AND STEEL SHAPES	3 274 861	248 677	87 855	012 MEAT DRIED,SALTED,SMOKED	152	273	96
674 IRN,STL UNIV,PLATE,SHEET	416 880	48 730	16 960	014 MEAT PREPD,PRSTD,NES ETC	7 092	5 379	1 883
675 IRON,STEEL HOOP,STRIP	81 635	9 570	3 381	022 MILK AND CREAM	14 424	3 628	1 277
676 RAILWAY RAILS ETC IRN,STL	2 666	709	243	023 BUTTER	36 700	16 230	5 739
677 IRN,STL WIRE EXCL W ROD	97 604	16 902	5 930	024 CHEESE AND CURD	4 736	3 732	1 321
678 IRON,STL TUBES,PIPES,ETC	772 729	156 351	55 066	025 EGGS,BIRDS,FRESH,PRSRVD	69 290	14 583	5 162
679 IRN,STL CASTINGS UNWORKE	21 282	5 306	1 861	034 FISH FRESH,CHILLED,FROZN	8 554	7 011	2 466
681 SILVER,PLATINUM,ETC	1 031	206 409	73 213	035 FISH SALTED,DRIED,SMOKED	618	1 942	672
682 COPPER EXC CEMENT COPPER	139 366	98 591	34 632	036 SHELL FISH FRESH,FROZEN	321	633	223
683 NICKEL	679	3 562	1 260	037 FISH ETC PREPD PRSTD NES	6 222	5 455	1 891
684 ALUMINIUM	332 573	199 662	70 528	041 WHEAT ETC UNMILLED	299 777	12 881	4 643
685 LEAD	16 967	1 718	621	043 BARLEY UNMILLED	68 518	2 961	1 117
686 ZINC	3 355	836	283	044 MAIZE UNMILLED	917	491	186
687 TIN	151	271	94	045 CEREALS NES UNMILLED	218 176	8 447	3 133
689 NON-FER BASE METALS NES	2 392	5 344	1 898	046 WHEAT ETC MEAL OR FLOUR	1 883	206	78
691 STRUCTURES AND PARTS NES	297 159	121 505	42 613	048 CEREAL ETC PREPARATIONS	297 258	46 495	16 470
692 METAL TANKS,BOXES,ETC	91 681	38 558	13 562	054 VEG ETC FRSH,SMPLY PRSTD	29 217	10 192	3 632
693 WIRE PRODUCTS NON ELECTR	2 633	2 926	1 021	056 VEGTBLES ETC PRSTD,PREPD	15 537	11 838	4 142
694 STL,COPPR NAILS,NUTS,ETC	70 331	104 291	36 691	057 FRUIT,NUTS,FRESH,DRIED	68 517	14 284	5 095
695 TOOLS	23 872	182 282	64 300	058 FRUIT PRESERVED,PREPARED	29 313	16 402	5 746
696 CUTLERY	3 318	34 550	12 102	061 SUGAR AND HONEY	1 281 136	77 030	26 919
697 BASE MTL HOUSEHOLD EQUIP	27 936	39 284	13 809	062 SUGAR PREPS NON-COCOA	20 947	12 015	4 248
699 OTHER METAL MANUFACTURES	150 504	184 027	64 932	071 COFFEE AND SUBSTITUTES	11 865	18 563	6 462
711 STEAM BOILERS & AUX PLNT	611	687	234	072 COCOA	42 406	45 984	16 239
712 STEAM ENGINES,TURBINES	6 177	11 836	4 147	073 CHOCOLATE AND PRODUCTS	16 604	13 101	4 569
713 INTRNL COMBUS PISTN ENGN	26 233	42 557	15 074	074 TEA AND MATE	1 410	1 424	503
714 ENGINES & MOTORS NES	2 025	36 865	13 034	075 SPICES	2 403	3 222	1 140
716 ROTATING ELECTRIC PLANT	67 403	163 509	57 346	081 FEEDING STUFF FOR ANMLs	1 456 446	77 356	27 213
718 OTH POWER GENERATG MACHY	4 587	21 873	7 375	091 MARGARINE AND SHORTENING	1 602	630	222
721 AGRIC MACHY,EXC TRACTORS	5 940	10 949	3 859	098 EDIBLE PRODCTS,PREPS NES	125 571	56 750	20 019
722 TRACTORS NON-ROAD	1 780	2 800	999	111 NON-ALCOHL BEVERAGES NES	46 264	6 714	2 388
723 CIVIL ENGINEERG EQUIP ETC	21 543	28 899	10 233	112 ALCOHOLIC BEVERAGES	173 609	26 651	9 369
724 TEXTILE,LEATHER MACHNRY	99 453	321 495	112 683	121 TOBACCO UNMNFCTRD,REFUSE	15 283	13 645	4 819
725 PAPER ETC MILL MACHINERY	24 711	60 435	21 127	122 TOBACCO MFRS	12 807	19 403	6 716
726 PRINTG,BKBDNG MACHY,PTS	54 488	198 364	69 808	121 HIDES,SKINS,UNDRESSED	44 883	15 329	5 426
727 FOOD MACHRY NON-DOMESTIC	9 595	20 515	7 198	212 FUR SKINS UNDRRESSED	17	652	235
728 OTH MACHY FOR SPCL INDUS	92 266	355 454	124 287	222 SEEDS FOR'SOFT'FIXED OIL	4 965	1 095	389
736 MACHINE TOOLS FOR METAL	138 392	534 384	186 853	232 SEEDS FOR OTH FIXED OILS	5 276	1 172	411
737 METALWORKING MACHNRY NES	15 814	81 758	28 583	233 NATURAL RUBBER,GUMS	4 038	1 501	524
741 HEATING,COOLING EQUIPMNT	37 681	141 894	49 982	234 RUBBER,SYNTHETIC,RECLAIMD	160 032	30 355	10 727
742 PUMPS FOR LIQUIDS ETC	25 616	81 657	28 741	235 FUEL WOOD NES,CHARCOAL	10 760	562	199
743 PUMPS NES,CENTRIFUGES ETC	37 861	122 751	43 216	246 PULPWOOD,CHIPS,WOODWASTE	1 590 704	16 690	5 845
744 MECHANICAL HANDLING EQU	47 136	82 226	28 899	247 OTH WOOD ROUGH,SQUARED	412 561	13 219	4 669
745 NONELEC MACHY,TOOLS NES	45 314	186 635	65 633	248 WOOD SHAPED	931 115	90 186	31 781
749 NONELEC MACH PTS,ACC NES	149 426	387 923	136 601	251 PULP AND WASTE PAPER	741 879	26 411	9 216
751 OFFICE MACHINES	2 303	27 052	9 524	261 SILK	211	1 242	439
752 AUTOMTIC DATA PROC EQUIP	1 872	43 833	15 346	263 COTTON	71 902	16 168	5 670
759 OFFICE & ADP MCH PTS,ACC	4 856	72 066	25 488	265 VEG FIBRE,EXCL COTN JUTE	706	191	64
761 TELEVISION RECEIVERS	442	1 152	401	266 SYNTHETIC FIBRE TO SPIN	26 295	14 536	5 107
762 RADIO BROADCAST RECEIVERS	352	3 639	1 263	267 OTHER MAN-MADE FIBRES	32 203	14 490	5 132
763 SOUND RECORDRS,PHONOGRPH	410	10 434	3 645	268 WOOL(EXC TOPS),ANML HAIR	5 053	5 401	1 913
764 TELECOM EQPT,PTS,ACC NES	8 566	104 337	36 692	269 WASTE OF TEXTILE FABRICS	33 170	2 871	1 009
771 ELECTRIC POWER MACHY NES	58 171	63 613	22 422	271 FERTILIZERS,CRUDE	44 122	1 240	444
772 SWITCHGEAR ETC & PTS NES	31 133	425 302	149 606	273 STONE,SAND AND GRAVEL	14 602 945	28 446	9 967
773 ELECTR DISTRIBUTING MACH	35 789	46 897	16 514	274 SULPHUR ETC	402 885	15 098	5 348
774 ELECTRO-MEDCL,XRAY EQUIP	1 656	38 663	13 689	277 NATURAL ABRASIVES NES	32 608	3 556	1 247
775 HOUSEHOLD TYPE EQUIP NES	40 711	91 445	32 472	278 OTHER CRUDE MINERALS	1 268 470	23 726	8 347
776 TRANSISTORS,VALVES,ETC	3 183	55 410	19 386	282 IRON AND STEEL SCRAP	2 130 535	53 988	19 330
778 ELECTRICAL MACHINERY NES	81 086	340 470	120 282	287 BASE METAL ORES,CONC NES	27 830	3 236	1 143
781 PASS MOTOR VEH EXC BUSES	5 957	9 350	3 286	288 NONFERF METAL SCRAP NES	24 836	3 557	1 258
782 LORRIES,SPCL MTR VEH NES	53 955	88 692	31 400	289 PREC METAL ORE,WASTE NES	48	648	229
783 ROAD MOTOR VEHICLES NES	27 455	46 858	15 933	291 CRUDE ANIMAL MTRIALS NES	19 029	28 451	10 033
784 MOTOR VEHCL PTS,ACC NES	169 080	126 232	44 373	292 CRUDE VEG MATERIALS NES	98 170	68 137	24 041
785 MOTOR & OTHER CYCLES ETC	11 323	17 739	6 319	322 COAL,LIGNITE,PEAT	2 584 873	49 300	17 556
786 VEH NES NONMOTR,TRAILERS	28 746	16 856	5 934	323 BRIQUETS,COKE,SEMI-COKE	1 035 008	32 075	11 389
791 RAILWAY VEHICLES	16 834	18 295	6 350	324 PETROLEUM PRODUCTS,REFIN	11 293 362	835 071	295 053
792 AIRCRAFT	430	12 955	4 549	335 RESIDUAL PETRLM PROD NES	1 452 236	80 028	27 700
793 SHIPS AND BOATS	25 899	7 643	2 751	341 GAS NATURAL AND MANUFCTD			
812 PLUMBNG,HEATING,LGHTNG EQU	125 358	78 885	27 814	351 ELECTRIC ENERGY, MWH	3 410 869	259 517	92 837
821 FURNITURE	153 542	196 692	69 211	411 ANIMAL OILS AND FATS	10 158	1 705	599
831 TRAVEL GOODS,HANDBAGS	1 879	5 456	1 946	423 FIXED VEG OILS,SOFT	52 438	11 633	4 023
842 MENS OUTERWEAR NOT KNIT	3 037	24 153	8 460	424 FIXED VEG OIL NONSOFT	25 837	8 766	3 095
843 WOMENS OUTERWEAR NONKNIT	3 742	63 278	22 365	431 PROCESD ANML VEG OIL,ETC	64 132	16 433	5 766
844 UNDERWEAR NOT KNIT	412	6 353	2 225	511 HYDROCARBONS NES,DERIVS	712 257	105 670	37 252
845 OUTERWEAR KNIT NONELASTC	3 873	47 289	16 553	512 ALCOHOLS,PHENOLS,ETC	548 381	111 592	39 357
846 UNDERWEAR KNITTED	7 526	74 905	26 135	513 ORGANIC ACIDS,ETC	664 056	165 017	58 095
847 TXTL CLTHNG ACCESSRY NES	1 456	24 540	8 663	514 NITROGEN-FUNCTN COMPOUNDS	405 232	323 712	113 885
848 HEADGEAR,NONTXLT CLOTHNG	1 558	14 584	5 115	515 ORG-INORG COMPOUNDS ETC	211 683	175 711	61 586
851 FOOTWEAR	12 704	80 693	28 431	516 OTHER ORGANIC CHEMICALS	487 333	148 466	52 412
871 OPTICAL INSTRUMENTS	926	25 479	8 933	522 INORG ELEMNTS,OXIDES,ETC	463 462	74 805	26 366
872 MEDICAL INSTRUMENTS NES	8 314	75 465	26 526	523 OTHR INORGANIC CHEMICALS	1 045 556	115 307	40 656
873 METERS & COUNTERS NES	1 814	15 086	5 319	524 RADIOACTIVE ETC MATERIAL	43	5 706	2 012
874 MEASURNG,CONTROLLING INSTR	28 711	540 967	190 135	531 SYNT DYE,NAT INDOGO,LAKES	52 658	132 238	46 536
881 PHOTO APPAR & EQUIPT NES	1 707	30 345	10 773	532 DYES NES,TANNING PRODS	9 633	2 388	849
882 PHOTO,CINEMA SUPPLIES	34 442	91 661	32 286	533 PIGMENTS,PAINTS,ETC	1 514 323	178 796	62 977
883 DEVELOPED CINEMA FILM	50	2 237	791	541 MEDICINAL ETC PRODUCTS	56 886	337 561	119 146
884 OPTICAL GOODS NES	510	62 018	21 887	551 ESSENTIAL OIL,PERFUME,ETC	5 911	16 717	5 926
885 WATCHES AND CLOCKS	3 338	365 969	128 537	553 PERFUMERY,COSMETICS,ETC	52 108	79 650	28 010
892 PRINTED MATTER	196 889	215 761	75 681	554 SOAPS,CLEANING ETC PREPS	341 113	101 742	35 931
893 ARTICLES OF PLASTIC NES	163 129	202 637	71 412	562 FERTILIZERS MANUFACTURED	638 817	23 865	8 468
894 TOYS,SPORTING GOODS,ETC	18 256	49 338	17 475	572 EXPLOSIVES,PYROTECH PROD	2 077	5 596	1 994
895 OFFICE SUPPLIES NES	15 774	63 411	22 342	582 PROD OF CONDENSATION ETC	785 674	317 546	111 955
896 WORKS OF ART ETC	1 875	112 723	39 884	583 PROD OF POLYMERIZING ETC	1 764 523	557 220	196 389
897 GOLD,SILVER WARE,JEWELRY	169	31 207	10 964				

7 IMPORTS AND EXPORTS (SPECIAL TRADE) BY COUNTRIES OF PRODUCTION AND CONSUMPTION AND BY GROUPS OF THE SITC-REV. II 1984

GROUP DESCRIPTION	DT = 100 KG	1 000 DM	1 000 \$	GROUP DESCRIPTION	DT = 100 KG	1 000 DM	1 000 \$
584 CELLULOSE DERIVATIVES ETC	47 353	33 604	11 853	821 FURNITURE	689 563	591 906	208 554
585 PLASTIC MATERIALS NES	16 694	6 763	2 393	831 TRAVEL GOODS, HANDBAGS	16 473	67 914	23 894
591 PESTICIDES, DISINFECTANTS	38 492	37 310	13 344	842 MENS OUTERWEAR NOT KNIT	10 142	94 476	33 215
592 STARCH, INULIN, GLUTEN, ETC	408 584	42 194	14 911	843 WOMENS OUTERWEAR NONKNIT	30 408	433 068	153 023
598 MISC CHEMICAL PRODS NES	2 187 004	299 400	105 289	844 UNDERWEAR NOT KNIT	2 042	22 036	7 785
605 INDUSTRIAL PLANT, CHAP 73	169	134	49	845 UNDERWEAR KNIT NONELASTC	19 484	237 581	83 940
611 LEATHER	14 278	49 856	17 658	846 UNDERWEAR KNITTED	10 210	81 088	28 626
612 LEATHER ETC MANUFACTURES	8 273	24 694	8 646	847 TXTL CLTHNG ACCESSRYS NES	3 038	29 234	10 253
613 FUR SKINS TANNED, DRESSED	649	13 526	4 837	848 HEADGEAR, NONTXTL CLOTHNG	6 700	114 016	39 880
621 MATERIALS OF RUBBER	73 135	41 714	14 685	851 FOOTWEAR	22 434	134 014	47 258
625 RUBBER TYRES, TUBES	171 372	133 997	47 126	871 OPTICAL INSTRUMENTS	1 138	37 993	13 245
628 RUBBER ARTICLES NES	20 928	44 336	15 610	872 MEDICAL INSTRUMENTS NES	15 850	98 037	34 349
633 CORK MANUFACTURES	1 820	2 215	781	873 METERS & COUNTERS NES	2 009	14 663	5 171
634 VENEERS, PLYWOOD, ETC	478 010	75 938	26 786	874 MEASURING, CONTROLLING INSTR	33 506	402 741	141 716
635 WOOD MANUFACTURES NES	550 166	161 616	56 876	881 PHOTO APPAR & EQUIPT NES	7 810	54 347	19 212
641 PAPER AND PAPERBOARD	1 064 872	272 135	95 699	882 PHOTO, CINEMA SUPPLIES	29 586	56 882	20 073
642 ARTICLES OF PAPER ETC	384 618	176 978	62 311	883 DEVELOPED CINEMA FILM	148	2 212	775
651 TEXTILE YARN AND THREAD	125 103	176 409	62 412	884 OPTICAL GOODS NES	1 264	69 976	24 614
652 COTTON FABRICS, WOVEN	46 459	115 864	40 698	885 WATCHES AND CLOCKS	8 275	146 952	51 589
653 WOVN MAN-MADE FIB FABRIC	42 161	106 666	37 625	892 PRINTED MATTER	541 500	613 846	215 853
654 OTH WOVEN TEXTILE FABRIC	17 739	50 206	17 823	893 ARTICLES OF PLASTIC NES	413 375	414 513	146 032
655 KNIT ETC FABRICS	24 319	62 022	22 006	894 TOYS, SPORTING GOODS, ETC	81 093	186 299	65 283
656 LACE, RIBBONS, TULLE, ETC	4 306	17 636	6 232	895 OFFICE SUPPLIES NES	18 660	49 582	17 453
657 SPECIAL TEXTILE ETC PROD	69 247	109 104	38 531	896 WORKS OF ART ETC	1 935	182 507	64 964
658 TEXTILE ARTICLES NES	28 521	85 520	30 135	897 GOLD, SILVER WARE, JEWELRY	773	302 588	107 534
659 FLOOR COVERINGS ETC	67 709	131 513	46 423	898 MUSICAL INSTRUMENTS, PTS	33 130	164 166	57 647
661 CEMENT ETC BUILDING PROD	877 094	41 354	14 534	899 OTHER MANUFACTURED GOODS	38 806	86 349	30 386
662 CLAY, REFRACTORY BLDG PRD	1 472 197	87 799	30 895	941 ZOO ANIMALS, PETS	372	1 672	587
663 OTH NONMETAL MINERAL MFS	1 997 677	128 816	45 293	951 WAR FIREARMS, AMMUNITION	1 681	14 118	4 963
664 GLASS	411 708	89 370	31 373	961 COIN NONGOLD, NONCURRENT	45	1 606	566
665 GLASSWARE	309 907	75 760	26 711	971 GOLD, NON MONETARY NES	234	407 808	145 581
666 POTTERY	48 884	59 292	20 877	972 GOLD COIN	57	187 068	65 865
667 PEARL, PREC., SEMI-P STONE	122	105 085	38 009				
671 PIG IRON ETC	428 944	34 930	12 271	AUSTRIA			
672 IRON, STL PRIMARY FORMS	1 061 825	83 424	29 141	IMPORTS	60 035 759	13 726 918	4 836 336
673 IRON AND STEEL SHAPES	1 588 572	195 036	68 680	001 LIVE ANIMALS	130 658	39 076	13 973
674 IRN, STL UNIV, PLATE, SHEET	1 714 307	241 482	84 393	011 MEAT FRESH, CHILTD, FROZEN	29 513	15 628	5 423
675 IRON, STEEL HOOP, STRIP	1 402 500	185 152	64 837	012 MEAT DRIED, SALTED, SMOKED	100	167	58
676 RAILWAY RAILS ETC IRN, STL	116 849	15 749	5 599	014 MEAT PREPD, PRSVD, NES ETC	500	315	109
677 IRN, STL WIRE EXCL W ROD	131 580	42 884	15 022	022 MILK AND CREAM	207 470	6 023	2 131
678 IRON, STL TUBES, PIPES, ETC	674 469	160 021	56 188	024 CHEESE AND CURD	22 028	11 197	3 925
679 IRN, STL CASTINGS UNWORKE	68 715	25 855	9 117	025 EGGS, BIRDS, FRESH, PRSRVD	232	104	38
681 SILVER, PLATINUM, ETC	936	151 999	52 963	034 FISH FRESH, CHILLED, FROZN	632	727	254
682 COPPER EXC CEMENT COPPER	402 737	243 963	85 790	041 WHEAT ETC UNMILLED	8 257	815	277
683 NICKEL	8 353	23 341	8 241	043 BARLEY UNMILLED	60 348	2 685	959
684 ALUMINIUM	421 620	244 117	86 454	044 MAIZE UNMILLED	7 110	1 432	525
685 LEAD	26 997	5 570	1 934	045 CEREALS NES UNMILLED	6 911	481	175
686 ZINC	41 042	12 877	4 561	048 CEREAL ETC PREPARATIONS	97 862	40 423	14 369
687 TIN	1 688	5 182	1 826	054 VEG ETC FRSH, SMPLY PRSVD	156 437	19 648	7 002
689 NON-FER BASE METALS NES	2 781	11 032	3 856	056 VEGTBLES ETC PRSVD, PREPD	29 191	3 268	1 120
691 STRUCTURES AND PARTS NES	405 099	204 896	71 995	057 FRUIT, NUTS, FRESH, DRIED	66 086	4 941	1 708
692 METAL TANKS, BOXES, ETC	117 355	67 881	23 954	058 FRUIT PRESERVED, PREPARED	28 059	4 749	1 668
693 WIRE PRODUCTS NON ELECTR	45 266	19 411	6 842	061 SUGAR AND HONEY	128 048	9 961	3 508
694 STL, COPPR NAILS, NUTS, ETC	134 692	99 269	34 991	062 SUGAR PREPS NON-COCOA	3 384	2 988	1 053
695 TOOLS	59 617	220 505	77 763	071 COFFEE AND SUBSTITUTES	1 069	1 604	524
696 CUTLERY	5 345	35 948	12 637	073 CHOCOLATE AND PRODUCTS	15 505	17 818	6 150
697 BASE MTL HOUSEHOLD EQUIP	79 818	82 231	28 790	075 SPICES	1 864	461	153
699 OTHER METAL MANUFACTURES	292 393	343 907	121 001	081 FEEDING STUFF FOR ANIMLS	74 457	3 533	1 208
700 INDUSTRIAL PLANT, CHAP 84	8 964	11 669	3 989	098 EDIBLE PRODS, PREPS NES	31 245	16 086	5 746
711 STEAM BOILERS & AUX PLNT	9 720	11 217	3 974	111 NON-ALCOHL BEVERAGES NES	248 511	23 846	8 483
712 STEAM ENGINES, TURBINES	8 108	19 806	7 103	112 ALCOHOLIC BEVERAGES	317 403	53 232	18 556
713 INTRNL COMBUS PISTN ENGN	27 039	69 604	24 531	122 TOBACCO MFRS	115	302	106
714 ENGINES & MOTORS NES	4 415	56 001	19 445	211 HIDES, SKINS, UNDRESSED	169 721	42 621	14 978
716 ROTATING ELECTRIC PLANT	88 391	211 477	74 268	212 FUR SKINS UNDRESSED	21	95	35
718 OTH POWER GENERATG MACHY	10 895	152 315	53 288	222 SEEDS FOR SOFT FIXED OIL	96 642	8 018	2 747
721 AGRIC MACHY, EXC TRACTORS	71 088	84 842	30 107	223 SEEDS FOR OTH FIXED OILS	1 063	875	309
722 TRACTORS NON-ROAD	37 991	42 321	14 879	233 RUBBER, SYNTHETIC, RECLAIMD	33 454	2 671	929
723 CIVIL ENGINEER EQUIP ETC	87 934	107 832	38 124	245 FUEL WOOD NES, CHARCOAL	1 775	92	33
724 TEXTILE, LEATHER MACHNRY	90 822	212 340	74 860	246 PULPMOOD, CHIPS, WOODWASTE	303 129	2 173	761
725 PAPER ETC MILL MACHNERY	30 378	73 904	25 703	247 OTH WOOD ROUGH, SQUARED	140 530	4 754	1 701
726 PRINTG, BKBINDG MACHY, PTS	83 523	141 818	49 630	248 WOOD SHAPED	2 948 682	178 168	63 105
727 FOOD MACHRY NON-DOMESTIC	13 306	41 434	14 613	251 PULP AND WASTE PAPER	446 754	29 157	10 370
728 OTH MACHY FOR SPCL INDUS	139 746	370 596	130 507	263 COTTON	13 019	2 437	862
736 MACHINE TOOLS FOR METAL	98 545	297 884	104 670	266 SYNTHETIC FIBRE TO SPIN	52 361	21 096	7 427
737 METALWORKING MACHNRY NES	19 309	50 185	17 687	267 OTHER MAN-MADE FIBRES	151 345	55 189	19 545
741 HEATING, COOLING EQUIPMNT	109 975	220 641	77 695	268 WOOL (EXC TOPS), ANML HAIR	2 726	944	336
742 PUMPS FOR LIQUIDS ETC	32 155	95 613	33 563	269 WASTE OF TEXTILE FABRICS	28 434	3 728	1 341
743 PUMPS NES, CENTRIFUGES ETC	63 962	177 421	62 477	273 STONE, SAND AND GRAVEL	13 267 587	30 633	10 749
744 MECHANICAL HANDLING EQU	186 708	237 585	83 798	278 OTHER CRUDE MINERALS	4 826 123	62 230	21 960
745 NONELEC MACHY, TOOLS NES	72 045	238 250	84 084	282 IRON AND STEEL SCRAP	66 005	6 977	2 444
749 NONELEC MACH PTS, ACC NES	185 275	489 953	172 230	288 NONFERR METAL SCRAP NES	368 377	85 870	30 545
751 OFFICE MACHINES	8 333	57 027	20 254	289 PREC METAL ORE, WASTE NES	484	8 845	3 209
752 AUTOMTIC DATA PROC EQUIP	15 821	342 492	119 597	291 CRUDE ANIMAL MTRIALS NES	145 701	11 678	4 083
759 OFFICE & ADP MCH PTS, ACC	4 310	102 870	36 176	292 CRUDE VEG MATERIALS NES	32 414	6 104	2 131
761 TELEVISION RECEIVERS	35 015	111 353	38 807	322 COAL, LIGNITE, PEAT	79 640	999	345
762 RADIO BROADCAST RECEIVRS	3 702	29 125	11 182	323 BRIQUETS, COKE, SEMI-COKE	22 547	526	179
763 SOUND RECORDRS, PHONOGRPH	4 200	32 270	62 053	334 PETROLEUM PRODUCTS, REFIN	1 390 061	105 942	35 983
764 TELECOM EQPT, PTS, ACC NES	19 364	175 896	28 769	335 RESIDUAL PETRLM PROD NES	501 524	33 515	11 679
771 ELECTRIC POWER MACHY NES	34 634	81 767	150 526	341 GAS NATURAL AND MANUFCTD			
772 SWITCHGEAR ETC & PTS NES	63 211	427 837	14 763	351 ELECTRIC ENERGY, MWH	3 904 518	491 329	173 150
773 ELECTR DISTRIBUTING MACH	70 601	81 356	28 733	411 ANIMAL OILS AND FATS	238 383	28 320	9 952
774 ELECTRO-MEDCL XRAY EQUIP	2 463	41 628	14 763	424 FIXED VEG OIL NONSOFT	366	411	144
775 HOUSEHOLD TYPE EQUIP NES	213 106	304 489	106 801	431 PROCESD ANML VEG OIL, ETC	14 630	2 029	722
776 TRANSISTORS, VALVES, ETC	3 614	117 181	40 986	511 HYDROCARBONS NES, DERIVS	226 968	24 767	8 791
778 ELECTRICAL MACHINERY NES	114 178	346 304	121 570	512 ALCOHOLS, PHENOLS, ETC	4 592	491	169
781 PASS MOTOR VEH EXC BUSES	1 065 865	1 861 214	655 261	513 ORGANIC ACIDS, ETC	187 149	43 716	15 486
782 LORRIES, SPCL MTR VEH NES	229 256	341 590	119 827	514 NITROGEN-FUNCTN COMPOUNDS	483 371	73 702	25 652
783 ROAD MOTOR VEHICLES NES	55 085	117 935	41 713	515 ORG-INORG COMPOUNDS ETC	27 200	8 208	2 898
784 MOTOR VEHCL PTS, ACC NES	213 569	394 173	138 973	516 OTHER ORGANIC CHEMICALS	56 705	3 680	1 300
785 MOTOR & OTHER CYCLES ETC	16 639	31 728	11 252	522 INORG ELEMNTS, OXIDES, ETC	963 768	48 054	16 868
786 VEH NES NONMOTR, TRAILERS	148 765	117 376	41 645	523 OTHR INORGANIC CHEMICALS	519 962	35 176	12 357
791 RAILWAY VEHICLES	52 189	40 055	14 149	524 RADIOACTIVE ETC MATERIAL	2 409	3 329	1 167
792 AIRCRAFT	829	30 306	10 669	531 SYNT DYE, NAT INDOGO, LAKES	402	600	209
793 SHIPS AND BOATS	13 254	14 775	5 264				
812 PLUMBING, HEATING, LGHTNG EQU	78 057	98 170	34 444				

7 IMPORTS AND EXPORTS (SPECIAL TRADE) BY COUNTRIES OF PRODUCTION AND CONSUMPTION AND BY GROUPS OF THE SITC-REV. II 1984

GROUP DESCRIPTION	DT * 100 KG	1 000 DM	1 000 \$	GROUP DESCRIPTION	DT * 100 KG	1 000 DM	1 000 \$
533 PIGMENTS, PAINTS, ETC	276 050	26 381	9 308	785 MOTOR & OTHER CYCLES ETC	26 246	40 939	14 619
541 MEDICINAL ETC PRODUCTS	26 067	153 959	54 596	786 VEH NES NONMOTR, TRAILERS	156 576	68 105	24 383
551 ESSENTIAL OIL, PERFUME, ETC	2 417	3 308	1 167	791 RAILWAY VEHICLES	12 287	13 219	4 806
553 PERFUMERY, COSMETICS, ETC	14 884	10 188	3 605	792 AIRCRAFT	941	7 917	2 835
554 SOAPS, CLEANING ETC PREPS	43 812	10 075	3 654	793 SHIPS AND BOATS	4 174	5 283	1 903
562 FERTILIZERS MANUFACTURED	4 172 316	150 507	53 183	812 PLUMBING, HEATING, LIGHTING EQUI	135 583	108 937	38 174
572 EXPLOSIVES, PYROTECH PROD	37	344	119	821 FURNITURE	287 978	263 495	93 385
582 PROD OF CONDENSATION ETC	683 936	94 946	33 616	831 TRAVEL GOODS, HANDBAGS	2 555	6 534	2 306
583 PROD OF POLYMERIZING ETC	1 011 701	277 326	98 077	842 MENS OUTERWEAR NOT KNIT	11 839	77 665	27 135
584 CELLULOSE DERIVATIVES ETC	2 147	1 217	428	843 WOMENS OUTERWEAR NONKNIT	22 612	217 004	76 439
585 PLASTIC MATERIALS NES	34 141	6 681	2 392	844 UNDERWEAR NOT KNIT	4 286	24 822	8 735
591 PESTICIDES, DISINFECTANTS	17 084	4 763	1 704	845 OUTERWEAR KNIT NONELASTIC	10 858	118 626	41 675
592 STARCH, INULIN, GLUTEN, ETC	6 844	1 998	707	846 UNDERWEAR KNITTED	5 480	47 038	16 598
598 MISC CHEMICAL PRODS NES	262 632	33 060	11 688	847 TEXTILE ACCESSORIES NES	2 774	19 230	6 797
611 LEATHER	16 569	81 335	28 728	848 HEADGEAR, NONTEXTILE CLOTHING	14 393	61 783	21 702
612 LEATHER ETC MANUFACTURES	20 430	33 534	11 824	851 FOOTWEAR	50 529	305 654	107 510
613 FUR SKINS TANNED, DRESSED	313	1 881	665	871 OPTICAL INSTRUMENTS	224	5 794	2 038
621 MATERIALS OF RUBBER	148 186	59 847	21 031	872 MEDICAL INSTRUMENTS NES	1 162	10 983	3 871
625 RUBBER TYRES, TUBES	188 876	110 122	38 664	873 METERS & COUNTERS NES	349	1 924	678
628 RUBBER ARTICLES NES	24 045	26 704	9 374	874 MEASURING, CONTROLLING INSTR	11 075	131 163	46 040
634 VENEERS, PLYWOOD, ETC	2 200 411	141 554	49 876	881 PHOTO APPAR & EQUIPT NES	1 944	7 928	2 746
635 WOOD MANUFACTURES NES	408 328	132 759	46 836	882 PHOTO, CINEMA SUPPLIES	968	17 022	5 958
641 PAPER AND PAPERBOARD	3 916 782	554 840	195 463	883 DEVELOPED CINEMA FILM	42	897	317
642 ARTICLES OF PAPER ETC	915 135	217 735	76 682	884 OPTICAL GOODS NES	1 335	80 268	28 428
651 TEXTILE YARN AND THREAD	137 412	127 066	44 725	885 WATCHES AND CLOCKS	370	3 223	1 127
652 COTTON FABRICS, WOVEN	36 516	118 768	41 860	892 PRINTED MATTER	280 680	176 489	61 750
653 WOVEN MAN-MADE FIB FABRIC	40 836	97 149	34 311	893 ARTICLES OF PLASTIC NES	196 819	164 419	58 017
654 OTH WOVEN TEXTILE FABRIC	12 382	45 810	16 257	894 TOYS, SPORTING GOODS, ETC	46 649	154 113	53 688
655 KNIT ETC FABRICS	28 178	59 791	21 011	895 OFFICE SUPPLIES NES	16 247	21 119	7 480
656 LACE, RIBBONS, TULLE, ETC	7 701	75 036	26 375	896 WORKS OF ART ETC	1 770	27 751	9 710
657 SPECIAL TEXTILE ETC PROD	38 261	48 877	17 260	897 GOLD, SILVER WARE, JEWELRY	475	31 089	10 871
658 TEXTILE ARTICLES NES	19 815	45 410	16 033	898 MUSICAL INSTRUMENTS, PTS	5 876	38 003	13 405
659 FLOOR COVERINGS ETC	61 770	39 680	14 013	899 OTHER MANUFACTURED GOODS	4 828	26 738	9 427
661 CEMENT ETC BUILDING PROD	572 839	22 455	7 786	941 ZOO ANIMALS, PETS	264	344	124
662 CLAY, REFRACTORY BLDG PRD	612 308	43 809	15 424	951 WAR FIREARMS, AMMUNITION	872	3 136	1 118
663 OTH NONMETAL MINERAL MFS	1 406 592	145 841	51 468	961 COIN NONGOLD, NONCURRENT	511	19 465	6 848
664 GLASS	196 207	29 802	10 488	971 GOLD, NON MONETARY NES	90	14 580	5 092
665 GLASSWARE	257 345	73 212	25 780	972 GOLD COIN		1 396	504
666 POTTERY	2 871	4 705	1 640				
667 PEARL, PREC., SEMI-P STONE	71	5 175	1 814	EXPORTS	80 542 316	24 333 839	8 566 086
671 PIG IRON ETC	24 845	32 487	11 494	001 LIVE ANIMALS	1 380	3 665	1 302
672 IRON, STL PRIMARY FORMS	1 646 904	131 057	46 095	011 MEAT FRESH, CHILLED, FROZEN	3 052	2 115	742
673 IRON AND STEEL SHAPES	1 406 303	198 367	70 510	012 MEAT DRIED, SALTED, SMOKED	65	86	30
674 IRON, STL UNIV. PLATE, SHEET	2 816 797	304 709	107 563	014 MEAT PREPD, PRSRVD, NES ETC	316	430	149
675 IRON, STEEL HOOP, STRIP	487 361	68 816	24 178	022 MILK AND CREAM	45 229	3 669	1 294
676 RAILWAY RAILS ETC IRON, STL	10 018	901	318	024 CHEESE AND CURD	54 904	38 134	13 410
677 IRON, STL WIRE EXCL W ROD	310 049	46 799	16 521	025 EGGS, BIRDS, FRESH, PRSRVD	37 223	10 653	3 769
678 IRON, STL TUBES, PIPES, ETC	552 062	116 450	41 890	034 FISH FRESH, CHILLED, FROZEN	31 002	18 535	6 577
679 IRON, STL CASTINGS UNWORKED	18 409	7 847	2 743	035 FISH SALTED, DRIED, SMOKED	1 407	1 392	483
681 SILVER, PLATINUM, ETC	161	18 098	6 421	036 SHELL FISH FRESH, FROZEN	752	1 399	484
682 COPPER EXC CEMENT COPPER	114 953	64 155	22 609	037 FISH ETC PREPD PRSRVD NES	46 618	26 694	9 369
683 NICKEL	2 477	3 444	1 200	041 WHEAT ETC UNMILLED	637	84	30
684 ALUMINIUM	434 411	257 472	90 742	042 RICE	69 491	8 840	3 108
685 LEAD	1 366	218	71	043 BARLEY UNMILLED	1 353	108	34
686 ZINC	8 094	2 670	914	045 CEREALS NES UNMILLED	3 734	316	114
687 TIN	176	384	141	048 CEREAL ETC PREPARATIONS	272 152	87 724	30 774
689 NON-FER BASE METALS NES	13 999	35 732	12 581	054 VEG ETC FRSH, SMPLY PRSRVD	87 121	25 276	9 038
691 STRUCTURES AND PARTS NES	313 950	115 858	40 809	056 VEGETABLES ETC PRSRVD, PREPD	13 780	7 830	2 756
692 METAL TANKS, BOXES, ETC	74 637	40 387	14 311	057 FRUIT, NUTS, FRESH, DRIED	60 820	13 986	4 920
693 WIRE PRODUCTS NON ELECTR	16 856	6 674	2 352	058 FRUIT PRESERVED, PREPARED	27 288	12 076	4 246
694 STL COPPER NAILS, NUTS, ETC	48 384	24 303	8 567	061 SUGAR AND HONEY	54 592	8 004	2 801
695 TOOLS	24 120	93 921	33 120	062 SUGAR PREPS NON-COCOA	47 971	24 352	8 594
696 CUTLERY	638	2 563	908	071 COFFEE AND SUBSTITUTES	58 803	59 131	20 795
697 BASE METAL HOUSEHOLD EQUIP	35 029	25 566	8 968	072 COCOA	25 712	22 072	7 851
699 OTHER METAL MANUFACTURES	285 774	270 055	95 231	073 CHOCOLATE AND PRODUCTS	125 601	66 408	23 220
711 STEAM BOILERS & AUX PLNT	3 917	3 027	1 015	074 TEA AND MATE	4 418	4 803	1 685
712 STEAM ENGINES, TURBINES	3 930	11 937	4 191	075 SPICES	4 704	2 827	1 008
713 INTRNL COMBUS PISTN ENGN	363 350	789 683	278 163	081 FEEDING STUFF FOR ANIMALS	4 772 941	354 332	125 182
714 ENGINES & MOTORS NES	1 119	16 335	6 017	091 MARGARINE AND SHORTENING	10 417	2 682	945
716 ROTATING ELECTRIC PLANT	118 260	103 845	36 630	098 EDIBLE PRODUCTS, PREPS NES	95 635	46 439	16 459
718 OTH POWER GENERATING MACH	12 120	36 555	13 123	111 NON-ALCOHOL BEVERAGES NES	43 804	4 980	1 778
721 AGRIC MACH, EXC TRACTORS	64 234	62 794	22 317	112 ALCOHOLIC BEVERAGES	201 478	22 273	7 860
722 TRACTORS NON-ROAD	17 412	19 501	6 843	121 TOBACCO UNMANUFACTURED, REFUSE	2 343	2 457	869
723 CIVIL ENGINEERING EQUIP ETC	55 470	54 564	19 176	122 TOBACCO MFRS	6 118	10 490	3 710
724 TEXTILE, LEATHER MACHINRY	20 003	33 835	11 924	211 HIDES, SKINS, UNDRESSED	152 713	72 116	25 330
725 PAPER ETC MILL MACHINERY	10 514	17 140	5 907	212 FUR SKINS UNDRESSED	23	1 455	520
726 PRINTING, BOOKBINDING MACH, PTS	10 902	25 831	9 087	222 SEEDS FOR SOFT-FIXED OIL	11 606	2 067	728
727 FOOD MACHINRY NON-DOMESTIC	4 188	14 349	5 088	223 SEEDS FOR OTH FIXED OILS	7 765	1 526	534
728 OTH MACHINRY FOR SPCL INDUS	117 413	201 438	70 467	232 NATURAL RUBBER, GUMS	14 123	4 715	1 672
736 MACHINE TOOLS FOR METAL	30 560	76 730	26 535	233 RUBBER, SYNTHETIC, RECLAIMED	164 386	36 333	12 915
737 METALWORKING MACHINRY NES	33 184	25 323	8 794	244 CORK RAW AND WASTE	519	249	86
741 HEATING, COOLING EQUIPMENT	70 518	96 038	33 750	245 FUEL WOOD NES, CHARCOAL	14 287	403	140
742 PUMPS FOR LIQUIDS ETC	22 627	32 259	11 369	246 PULPWOOD, CHIPS, WOODWASTE	2 920 620	29 127	10 189
743 PUMPS NES, CENTRIFUGES ETC	106 634	113 020	46 197	247 OTH WOOD ROUGH, SQUARED	3 038 523	68 719	24 347
744 MECHANICAL HANDLING EQUI	158 928	130 906	15 827	248 WOOD SHAPED	736 568	66 838	23 714
745 NONELEC MACH, TOOLS NES	27 474	44 952	16 079	251 PULP AND WASTE PAPER	2 064 573	76 029	26 433
749 NONELEC MACH PTS, ACC NES	116 926	199 140	70 079	252 SILK	76	202	72
751 OFFICE MACHINES	308	1 595	552	263 COTTON	28 103	14 330	5 087
752 AUTOMATIC DATA PROC EQUIP	2 142	32 284	11 290	265 VEG FIBRE, EXCL COTN JUTE	1 687	526	187
759 OFFICE & ADM MCH PTS, ACC	2 714	79 471	27 905	266 SYNTHETIC FIBRE TO SPIN	85 249	42 931	15 192
761 TELEVISION RECEIVERS	45 961	133 773	47 853	267 OTHER MAN-MADE FIBRES	23 526	14 420	5 078
762 RADIO BROADCAST RECEIVERS	10 871	50 492	17 557	268 WOOL (EXC TOPS), ANIMAL HAIR	13 567	11 324	4 031
763 SOUND RECORDERS, PHONOGRAPHS	5 851	76 021	27 323	269 WASTE OF TEXTILE FABRICS	19 157	1 914	677
764 TELECOM EQUIP PTS, ACC NES	13 210	152 091	53 963	271 FERTILIZERS, CRUDE	22 622	660	234
771 ELECTRIC POWER MACH NES	28 821	84 925	29 879	273 STONE, SAND AND GRAVEL	6 773 726	17 489	6 171
772 SWITCHGEAR ETC & PTS NES	31 006	198 528	69 998	274 SULPHUR ETC	363 511	13 476	4 702
773 ELECTRIC DISTRIBUTING MACH	87 068	101 230	35 620	277 NATURAL ABRASIVES NES	6 425	8 296	2 937
774 ELECTRO-MEDICAL XRAY EQUIP	1 216	22 344	7 846	278 OTHER CRUDE MINERALS	1 688 135	30 041	10 568
775 HOUSEHOLD TYPE EQUIP NES	161 968	171 278	60 197	281 IRON ORE, CONCENTRATES	43 216	477	168
776 TRANSISTORS, VALVES, ETC	15 553	225 214	79 267	282 IRON AND STEEL SCRAP	2 064 738	60 531	21 546
778 ELECTRICAL MACHINERY NES	158 180	170 830	60 075	287 BASE METAL DRES, CONC NES	920 036	53 886	18 984
781 PASS MOTOR VEH EXC BUSES	39 866	71 857	25 085	288 NONFERR METAL SCRAP NES	244 876	55 881	19 747
782 LORRIES, SPECIAL MOTOR VEH NES	51 594	41 222	14 686	291 CRUDE ANIMAL MATERIALS NES	93 282	35 240	12 408
783 ROAD MOTOR VEHICLES NES	25 790	28 912	10 124	292 CRUDE VEG MATERIALS NES	74 110	58 305	20 635
784 MOTOR VEHICLE PTS, ACC NES	353 379	409 118	144 200				

7 IMPORTS AND EXPORTS (SPECIAL TRADE) BY COUNTRIES OF PRODUCTION AND CONSUMPTION AND BY GROUPS OF THE SITC-REV. II 1984

GROUP DESCRIPTION	DT * 100 KG	1 000 DM	1 000 \$	GROUP DESCRIPTION	DT * 100 KG	1 000 DM	1 000 \$
322 COAL, LIGNITE, PEAT	3 473 847	62 975	22 212	741 HEATING, COOLING EQUIPMNT	147 891	239 317	84 498
323 BRIQUETS, COKE, SEMI-COKE	5 666 471	146 811	51 319	742 PUMPS FOR LIQUIDS ETC	40 393	149 366	52 583
334 PETROLEUM PRODUCTS, REFIN	6 623 839	482 108	170 415	743 PUMPS NES, CENTRIFUGES ETC	96 333	189 272	66 411
341 RESIDUAL PETRLM PROD NES	1 551 996	83 301	29 100	744 MECHANICAL HANDLING EQU	187 267	229 013	80 656
341 GAS NATURAL AND MANUFCTD				745 NONELEC MACHY, TOOLS NES	79 356	214 286	75 184
351 ELECTRIC ENERGY, MWH	1 179 060	30 487	10 816	749 NONELEC MACH PTS, ACC NES	259 268	547 907	192 913
411 ANIMAL OILS AND FATS	3 917	784	278	751 OFFICE MACHINES	4 994	35 708	12 515
423 FIXED VEG OILS, SOFT	282 383	54 629	19 256	752 AUTOMATIC DATA PROC EQUIP	12 854	280 992	98 285
424 FIXED VEG OIL NONSOFT	69 466	16 773	5 913	759 OFFICE & ADP MCH PTS, ACC	6 705	120 571	42 232
431 PROCESO ANML VEG OIL, ETC	186 527	41 279	14 439	761 TELEVISION RECEIVERS	33 748	98 168	34 491
511 HYDROCARBONS NES, DERIVS	1 510 355	167 268	59 033	762 RADIO BROADCAST RECEIVRS	5 185	26 304	9 291
512 ALCOHOLS, PHENOLS, ETC	183 390	36 514	12 924	763 SOUND RECORDRS, PHONOGRPH	8 098	58 737	20 325
513 ORGANIC ACIDS, ETC	211 054	57 663	20 405	764 TELECOM EQPT, PTS, ACC NES	47 651	301 849	106 364
514 NITROGEN-FUNCTN COMPOUNDS	74 343	52 886	18 598	771 ELECTRIC POWER MACHY NES	35 449	84 865	29 873
515 ORG-INORG COMPOUNDS ETC	45 082	38 113	13 457	772 SWITCHGEAR ETC & PTS NES	92 080	445 570	157 021
516 OTHER ORGANIC CHEMICALS	216 156	37 097	13 040	773 ELECTR DISTRIBUTING MACH	111 149	102 671	36 103
522 INORG ELEMNTS, OXIDES, ETC	1 634 655	123 048	43 414	774 ELECTRO-MEDCL, XRAY EQUIP	2 776	50 548	17 673
523 OTH INORGANIC CHEMICALS	418 553	72 117	25 367	775 HOUSEHOLD TYPE EQUIP NES	267 333	342 981	120 700
524 RADIOACTIVE ETC MATERIAL	136	7 666	2 704	776 TRANSISTORS, VALVES, ETC	55 493	283 991	100 088
531 SYNT DYE, NAT INDOG, LAKES	29 421	50 920	17 987	778 ELECTRICAL MACHINERY NES	124 667	292 132	102 779
532 DYES NES, TANNING PRODS	13 256	2 878	1 016	781 PASS MOTOR VEH EXC BUSES	1 003 640	1 456 078	508 578
533 PIGMENTS, PAINTS, ETC	430 898	181 004	63 980	782 LORRIES, SPCL MTR VEH NES	261 754	299 347	104 774
541 MEDICINAL ETC PRODUCTS	54 627	409 283	144 147	783 ROAD MOTOR VEHICLES NES	70 968	131 408	47 064
551 ESSENTL OIL, PERFUME, ETC	5 605	16 206	5 749	784 MOTOR VEHCL PTS, ACC NES	610 782	748 210	263 916
553 PERFUMERY, COSMETICS, ETC	68 481	88 620	31 232	785 MOTOR & OTHER CYCLES ETC	51 052	63 087	22 592
554 SOAPS, CLEANING ETC PREPS	409 735	112 058	39 291	786 VEH NES NONMOTR, TRAILERS	198 243	116 067	40 954
562 FERTILIZERS MANUFACTURED	2 208 342	71 517	24 726	791 RAILWAY VEHICLES	55 740	40 671	14 206
572 EXPLOSIVES, PYROTECH PROD	4 394	7 519	2 570	792 AIRCRAFT	356	22 079	7 412
582 PROD OF CONDENSATION ETC	770 645	284 425	100 506	793 SHIPS AND BOATS	12 110	8 358	2 986
583 PROD OF POLYMERIZING ETC	1 481 305	479 673	169 137	812 PLUMBING, HEATING, LGHTNG EQU	125 042	123 494	43 324
584 CELLULOSE DERIVATIVES ETC	43 723	39 863	14 071	821 FURNITURE	1 013 393	596 424	209 624
585 PLASTIC MATERIALS NES	12 676	6 537	2 302	831 TRAVEL GOODS, HANDBAGS	18 227	58 876	20 739
591 PESTICIDES, DISINFECTANTS	47 547	34 658	12 458	842 MENS OUTERWEAR NOT KNIT	17 326	147 484	51 696
592 STARCH, INULIN, GLUTEN, ETC	131 460	29 233	10 304	843 WOMENS OUTERWEAR NONKNIT	38 853	462 398	162 836
598 MISC CHEMICAL PRODS NES	1 327 855	256 199	90 349	844 UNDERWEAR NOT KNIT	2 214	23 138	8 121
611 LEATHER	24 673	78 396	27 780	845 UNDERWEAR KNIT NONELASTC	22 119	236 276	83 337
612 LEATHER ETC MANUFACTURES	20 389	41 481	14 640	846 UNDERWEAR KNITTED	12 853	89 681	31 600
613 FUR SKINS TANNED, DRESSED	1 064	18 319	6 522	847 TXTL CLTHNG ACCESSRYS NES	6 912	39 032	13 719
621 MATERIALS OF RUBBER	119 236	64 615	22 702	848 HEADGEAR, NONTXTL CLOTHNG	9 513	154 160	53 778
625 RUBBER TYRES, TUBES	182 080	106 815	37 670	851 FOOTWEAR	31 179	176 593	62 166
628 RUBBER ARTICLES NES	40 917	69 639	24 553	871 OPTICAL INSTRUMENTS	854	16 500	5 730
633 CORK MANUFACTURES	2 379	2 609	921	872 MEDICAL INSTRUMENTS NES	21 307	98 864	34 778
634 VENEERS, PLYWOOD, ETC	434 889	78 965	27 953	873 METERS & COUNTERS NES	3 516	17 744	6 246
635 WOOD MANUFACTURES NES	168 413	83 737	29 357	874 MEASURING, CONTROLLING INSTR	28 922	331 960	116 457
641 PAPER AND PAPERBOARD	1 312 970	288 130	101 565	881 PHOTO APPAR & EQUIPT NES	6 741	39 207	13 743
642 ARTICLES OF PAPER ETC	395 612	166 623	58 665	882 PHOTO, CINEMA SUPPLIES	31 848	57 412	20 213
651 TEXTILE YARN AND THREAD	223 823	298 639	105 336	883 DEVELOPED CINEMA FILM	3 245	3 290	1 163
652 COTTON FABRICS, WOVEN	50 958	143 326	50 484	884 OPTICAL GOODS NES	3 170	135 547	47 720
653 WOVN MAN-MADE FIB FABRIC	65 807	151 674	53 532	885 WATCHES AND CLOCKS	4 906	43 304	15 184
654 OTH WOVEN TEXTILE FABRIC	30 662	64 781	22 835	892 PRINTED MATTER	594 856	583 254	205 233
655 KNIT ETC FABRICS	57 702	140 914	49 851	893 ARTICLES OF PLASTIC NES	371 460	349 427	123 320
656 LACE, RIBBONS, TULLE, ETC	11 095	38 400	13 570	894 TOYS, SPORTING GOODS, ETC	84 379	143 513	50 571
657 SPECIAL TEXTILE ETC PROD	84 371	145 476	51 279	895 OFFICE SUPPLIES NES	8 382	31 123	10 983
658 TEXTILE ARTICLES NES	34 770	86 547	30 383	896 WORKS OF ART ETC	440	34 502	12 031
659 FLOOR COVERINGS ETC	84 110	92 802	32 705	897 GOLD, SILVER WARE, JEWELRY	464	121 221	42 652
661 CEMENT ETC BUILDING PROD	213 987	20 744	7 311	898 MUSICAL INSTRUMENTS, PTS	28 015	124 325	43 498
662 CLAY, REFRACTORY BLOC PRO	1 205 558	96 630	34 145	899 OTHER MANUFACTURED GOODS	58 369	91 652	32 307
663 OTH NONMETAL MINERAL MFS	917 582	124 533	43 900	941 ZOO ANIMALS, PETS	370	1 666	565
664 GLASS	639 614	119 349	41 995	951 WAR FIREARMS, AMMUNITION	880	8 241	2 884
665 GLASSWARE	186 033	66 171	23 374	961 COIN NONGOLD, NONCURRENT	2	908	319
666 POTTERY	50 574	58 726	20 632	971 GOLD, NON MONETARY NES	21	24 692	8 720
667 PEARL, PREC., SEMI-P STONE	107	16 444	5 830	972 GOLD COIN	30	99 529	35 390
671 PIG IRON ETC	213 205	34 515	12 180				
672 IRON, STL PRIMARY FORMS	666 782	50 220	17 628	PORTUGAL			
673 IRON AND STEEL SHAPES	1 065 902	127 111	44 839				
674 IRN, STL UNIV. PLATE, SHEET	1 233 700	185 254	65 177	IMPORTS	7 918 341	2 215 342	781 571
675 IRON, STEEL HOOP, STRIP	592 518	95 482	33 726				
676 RAILWAY RAILS ETC IRN, STL	38 572	4 396	1 572	034 FISH FRESH, CHILLED, FROZN	775	309	109
677 IRN, STL WIRE EXCL W ROD	146 119	29 341	10 292	036 SHELL FISH FRESH, FROZEN	673	287	101
678 IRON, STL TUBES, PIPES, ETC	837 421	204 119	71 847	037 FISH ETC PREPO PRSVD NES	33 205	22 474	7 925
679 IRN, STL CASTINGS UNWORKE	158 230	40 311	14 105	048 CEREAL ETC PREPARATIONS	862	199	68
681 SILVER, PLATINUM, ETC	1 390	93 071	33 106	054 VEG ETC FRSH, SMPLY PRSVD	17 187	3 664	1 228
682 COPPER EXC CEMENT COPPER	423 803	245 421	86 630	056 VEGTBLES ETC PRSVD, PREPO	2 607	1 281	444
683 NICKEL	6 580	12 663	4 441	057 FRUIT, NUTS, FRESH, DRIED	15 343	10 882	3 866
684 ALUMINIUM	615 920	307 135	108 683	072 COCOA	1 074	1 413	511
685 LEAD	186 261	23 736	8 388	075 SPICES	1 124	140	50
686 ZINC	94 314	29 590	10 448	081 FEEDING STUFF FOR ANIMLS	48 334	1 720	646
687 TIN	3 517	10 445	3 674	098 EDIBLE PRODCTS, PREPS NES	1 365	662	233
689 NON-FER BASE METALS NES	4 191	13 380	4 713	112 ALCOHOLIC BEVERAGES	78 973	32 268	11 374
691 STRUCTURES AND PARTS NES	320 184	144 584	50 970	244 CORK RAW AND WASTE	48 697	7 163	2 830
692 METAL TANKS, BOXES, ETC	166 978	78 074	27 632	245 FUEL WOOD NES, CHARCOAL	13 788	946	329
693 WIRE PRODUCTS NON ELECTR	212 484	39 665	14 020	247 OTH WOOD ROUGH, SQUARED	2 586	96	36
694 STL, COPPR NAILS, NUTS, ETC	128 048	84 218	29 747	248 WOOD SHAPED	1 100 801	32 266	11 472
695 TOOLS	55 126	177 155	62 383	251 PULP AND WASTE PAPER	855 798	106 885	37 413
696 CUTLERY	6 233	31 622	11 126	263 COTTON	1 019	315	113
697 BASE MTL HOUSEHOLD EQUIP	156 832	158 945	55 746	266 SYNTHETIC FIBRE TO SPIN	1 797	667	242
699 OTHER METAL MANUFACTURES	361 750	378 625	133 723	268 WOOL(EXC TOPS), ANML HAIR	1 137	1 042	373
700 INDUSTRIAL PLANT, CHAP 84	4 808	11 503	3 943	269 WASTE OF TEXTILE FABRICS	657	318	117
703 INDUSTRIAL PLANT, CHAP 85	77	355	117	273 STONE, SAND AND GRAVEL	105 750	5 518	1 975
711 STEAM BOILERS & AUX PLNT	10 376	14 475	5 116	278 OTHER CRUDE MINERALS	16 620	457	169
712 STEAM ENGINES, TURBINES	14 773	57 091	21 070	281 IRON ORE, CONCENTRATES	20 074	157	59
713 INTRNL COMBUS PISTN ENGN	487 419	328 966	115 765	282 IRON AND STEEL SCRAP	2 756	435	155
714 ENGINES & MOTORS NES	944	12 275	4 253	287 BASE METAL ORES, CONC NES	676	1 179	407
716 ROTATING ELECTRIC PLANT	48 413	92 475	32 492	288 NONFERR METAL SCRAP NES	18 181	5 643	2 024
718 OTH POWER GENERATG MACHY	16 916	43 407	15 218	289 PREC METAL ORE WASTE NES	57	237	81
721 AGRIC MACHY, EXC TRACTORS	144 353	140 707	50 024	291 CRUDE ANIMAL MTRIALS NES	8 189	8 423	2 968
722 TRACTORS NON-ROAD	56 294	63 791	22 431	292 CRUDE VEG MATERIALS NES	1 914	2 444	868
723 CIVIL ENGINEERG EQUIP ETC	174 617	161 354	56 993	334 PETROLEUM PRODUCTS, REFIN	231 794	16 986	5 928
724 TEXTILE, LEATHER MACHNRY	49 967	154 639	54 195	335 RESIDUAL PETRLM PROD NES	87 589	6 892	2 405
725 PAPER ETC MILL MACHINERY	49 611	82 291	29 296	423 FIXED VEG OILS, SOFT	29 374	6 952	2 406
726 PRINTG, BKBDNG MACHY, PTS	22 641	85 471	29 780	424 FIXED VEG OIL NONSOFT	26 413	7 714	2 773
727 FOOD MACHRY NON-DOMESTIC	11 779	35 880	13 928	431 PROCESO ANML VEG OIL, ETC	48 996	5 944	2 135
728 OTH MACHY FOR SPCL INDUS	176 780	369 552	129 630	511 HYDROCARBONS NES, DERIVS	87 907	12 642	4 408
736 MACHINE TOOLS FOR METAL	74 551	217 090	75 843	514 NITROGEN-FUNCTN COMPOUNDS	2 404	294	105
737 METALWORKING MACHNRY NES	40 005	53 985	18 787	516 OTHER ORGANIC CHEMICALS	305	637	224

7 IMPORTS AND EXPORTS (SPECIAL TRADE) BY COUNTRIES OF PRODUCTION AND CONSUMPTION AND BY GROUPS OF THE SITC-REV. II 1984

GROUP DESCRIPTION	DT * 100 KG	1 000 DM	1 000 \$	GROUP DESCRIPTION	DT * 100 KG	1 000 DM	1 000 \$
522 INORG ELEMNTS,OXIDES,ETC	36 155	10 597	3 815	897 GOLD,SILVER WARE,JEWELRY	7	4 109	1 450
541 MEDICINAL ETC PRODUCTS	811	4 692	1 658	898 MUSICAL INSTRUMENTS,PTS	23	171	63
551 ESSENTL OIL,PERFUME,ETC	1 058	1 667	593	899 OTHER MANUFACTURED GOODS	38 496	15 654	5 373
562 FERTILIZERS MANUFACTURED	831 002	24 802	8 716	EXPORTS			
582 PROD OF CONDENSATION ETC	3 648	1 498	553	001 LIVE ANIMALS	3 237	1 710	594
583 PROD OF POLYMERIZING ETC	110 345	20 366	7 164	011 MEAT FRESH,CHILLD,FROZEN	4 091	1 122	403
585 PLASTIC MATERIALS NES	3 835	313	113	022 MILK AND CREAM	1 015	194	71
598 MISC CHEMICAL PRODS NES	326 519	39 909	13 931	024 CHEESE AND CURD	237	128	42
611 LEATHER	226	1 021	352	035 FISH SALTED,DRIED,SMOKED	3 311	1 614	586
612 LEATHER ETC MANUFACTURES	5 803	40 986	14 432	042 RICE	8 572	940	333
621 MATERIALS OF RUBBER	573	398	136	048 CEREAL ETC PREPARATIONS	5 290	1 275	449
625 RUBBER TYRES,TUBES	1 834	1 125	396	054 VEG ETC FRSH,SMPLY PRSVD	27 316	3 030	1 135
628 RUBBER ARTICLES NES	492	583	210	056 VEGTBLES ETC PRSVD,PREPD	692	398	139
633 CORK MANUFACTURES	92 980	82 800	29 457	058 FRUIT PRESERVED,PREPARED	219	116	41
634 VENEERS,PLYWOOD,ETC	17 704	2 040	726	061 SUGAR AND HONEY	62 454	2 884	999
635 WOOD MANUFACTURES NES	45 261	5 183	1 811	062 SUGAR PREPS NON-COCOA	389	429	151
641 PAPER AND PAPERBOARD	210 388	23 746	8 345	071 COFFEE AND SUBSTITUTES	398	547	178
642 ARTICLES OF PAPER ETC	10 614	3 274	1 159	072 COCOA	1 170	638	229
651 TEXTILE YARN AND THREAD	11 296	12 288	4 338	073 CHOCOLATE AND PRODUCTS	163	217	72
652 COTTON FABRICS,WOVEN	6 651	15 388	5 406	081 FEEDING STUFF FOR ANIMLS	4 896	1 423	512
653 WOVN MAN-MADE FIB FABRIC	8 178	23 677	8 354	088 EDIBLE PRODCTS,PREPS NES	5 903	3 556	1 250
654 OTH WOVEN TEXTILE FABRIC	2 020	7 030	2 522	111 NON-ALCOHL BEVERAGES NES	667	219	77
655 KNIT ETC FABRICS	101	334	115	112 ALCOHOLIC BEVERAGES	4 852	862	301
656 LACE,RIBBONS,TULLE,ETC	13 523	14 041	4 927	122 TOBACCO MFRS	52	205	75
657 SPECIAL TEXTILE ETC PROD	64 518	16 879	6 107	211 HIDES,SKINS,UNDRESSED	27 328	12 020	4 176
658 TEXTILE ARTICLES NES	44 539	82 063	28 939	222 SEEDS FOR SOFT/FIXED OIL	602	133	46
659 FLOOR COVERINGS ETC	7 254	6 653	2 335	233 RUBBER,SYNTHTIC,RECLAIMD	58 241	15 640	5 562
661 CEMENT ETC BUILDING PROD	1 741 214	40 140	14 090	248 WOOD SHAPED	403	123	45
662 CLAY,REFRACTORY BLDG PRD	40 377	3 012	1 068	263 COTTON	5 126	2 369	816
663 OTH NONMETAL MINERAL MFS	6 084	1 929	676	266 SYNTHETIC FIBRE TO SPIN	26 567	11 097	3 908
664 GLASS	239	180	51	267 OTHER MAN-MADE FIBRES	11 418	4 846	1 676
665 GLASSWARE	5 422	3 857	1 371	268 WOOL(EXC TOPS),ANML HAIR	2 242	1 141	411
666 POTTERY	75 584	30 827	10 872	273 STONE,SAND AND GRAVEL	10 142	553	194
667 PEARL,PREC-,SEMI-P STONE		495	174	277 NATURAL ABRASIVES NES	19	3 165	1 110
671 PIG IRON ETC	227 741	27 041	9 519	278 OTHER CRUDE MINERALS	25 930	1 949	691
672 IRON,STL PRIMARY FORMS	1 025	95	36	287 BASE METAL ORES,CONC NES	11 546	1 033	366
673 IRON AND STEEL SHAPES	548 137	36 979	13 137	288 NONFERR METAL SCRAP NES	797	193	71
674 IRN,STL UNIV,PLATE,SHEET	102 449	10 380	3 795	291 CRUDE ANIMAL MTRIALS NES	12 896	2 667	941
678 IRON,STL TUBES,PIPES,ETC	15 539	7 099	2 512	292 CRUDE VEG MATERIALS NES	2 473	3 760	1 348
679 IRN,STL CASTINGS UNWORKE	9 052	1 686	597	322 COAL,LIGNITE,PEAT	222 211	2 569	937
682 COPPER EXC CEMENT COPPER	2 249	855	318	323 BRIQUETS,COKE,SEMI-COKE	97 563	2 734	964
684 ALUMINIUM	410	136	48	334 PETROLEUM PRODUCTS,REFIN	26 477	7 930	2 806
689 NON-FER BASE METALS NES	276	326	118	335 RESIDUAL PETRLM PROD NES	29 995	2 743	958
691 STRUCTURES AND PARTS NES	378	577	201	341 GAS NATURAL AND MANUFCTD			
693 WIRE PRODUCTS NON ELECTR	77	238	85	411 ANIMAL OILS AND FATS	1 571	317	112
694 STL COPPR NAILS,NUTS,ETC	202	426	151	424 FIXED VEG OIL NONSOFT	3 935	805	281
695 TOOLS	373	4 052	1 419	431 PROCESO ANML VEG OIL,ETC	9 113	3 212	1 133
696 CUTLERY	584	1 230	432	511 HYDROCARBONS NES,DERIVS	144 922	15 691	5 640
697 BASE MTL HOUSEHOLD EQUIP	3 295	5 530	1 954	512 ALCOHOLS,PHENOLS,ETC	64 614	12 418	4 336
699 OTHER METAL MANUFACTURES	16 933	7 774	2 753	513 ORGANIC ACIDS,ETC	43 478	11 224	4 009
713 INTRNL COMBUS PISTN ENGN	180	861	314	514 NITROGEN-FUNCTN COMPOUNDS	27 259	19 924	7 025
714 ENGINES & MOTORS NES	64	2 401	820	515 ORG-INORG COMPOUNDS ETC	6 707	21 523	7 654
723 CIVIL ENGINEERG EQUIP ETC	70	148	53	516 OTHER ORGANIC CHEMICALS	13 006	5 185	1 823
724 TEXTILE,LEATHER MACHNRY	1 831	12 629	4 452	522 INORG ELEMNTS,OXIDES,ETC	63 840	13 309	4 708
726 PRINTG,BKBDNG MACHY,PTS	177	317	110	523 OTHR INORGANIC CHEMICALS	69 560	13 024	4 596
728 OTH MACHY FOR SPCL INDUS	789	904	315	524 RADIOACTIVE ETC MATERIAL	8	260	92
736 MACHINE TOOLS FOR METAL	456	506	178	531 SYNT DYE,NAT INDOGO,LAKES	19 979	45 812	16 415
741 HEATING,COOLING EQUIPMNT	145	186	64	532 DYES NES,TANNING PRODS	14 496	3 537	1 245
742 PUMPS FOR LIQUIDS ETC	362	615	217	533 PIGMENTS,PAINTS,ETC	36 348	19 845	7 010
743 PUMPS NES,CENTRIFUGES ETC	30	112	41	541 MEDICINAL ETC PRODUCTS	7 501	65 872	23 194
744 MECHANICAL HANDLING EQU	3 932	1 392	491	551 ESSENTL OIL,PERFUME ETC	451	1 576	558
745 NONELEC MACHY,TOOLS NES	69	267	93	553 PERFUMERY,COSMETICS,ETC	532	826	282
749 NONELEC MACH PTS,ACC NES	6 712	20 345	7 224	554 SOAPS,CLEANING ETC PREPS	33 439	11 678	4 148
752 AUTOMTIC DATA PROC EQUIP	1 089	11 572	4 048	562 FERTILIZERS MANUFACTURED	80 848	2 909	1 028
759 OFFICE & ADP MCH,PTS,ACC	1 679	45 957	16 233	572 EXPLOSIVES,PYROTECH PROD	2 065	5 260	1 822
761 TELEVISION RECEIVERS	10 412	39 509	13 925	582 PROD OF CONDENSATION ETC	56 673	39 332	13 912
762 RADIO BROADCAST RECEIVERS	21 053	128 544	45 409	583 PROD OF POLYMERIZING ETC	206 213	68 500	24 323
763 SOUND RECORDRS,PHONOGRPH	3 776	16 053	5 721	584 CELLULOSE DERIVATIVES ETC	5 700	5 088	1 799
764 TELECOM EQPT,PTS,ACC NES	5 019	12 837	4 535	585 PLASTIC MATERIALS NES	6 560	1 255	446
771 ELECTRIC POWER MACHY NES	2 338	6 585	2 321	591 PESTICIDES,DISINFECTANTS	24 377	22 914	7 977
772 SWITCHGEAR ETC & PTS NES	9 647	68 597	24 120	592 STARCH,INULIN,GLUTEN ETC	9 989	3 389	1 205
773 ELECTR DISTRIBUTING MACH	17 588	45 613	16 016	598 MISC CHEMICAL PRODS NES	99 065	39 222	13 868
775 HOUSEHOLD TYPE EQUIP NES	1 016	1 516	514	611 LEATHER	9 508	41 588	14 577
776 TRANSISTORS,VALVES,ETC	4 531	101 785	35 694	612 LEATHER ETC MANUFACTURES	5 219	4 285	1 491
778 ELECTRICAL MACHINERY NES	7 433	21 716	7 663	613 FUR SKINS TANNED,DRESSED	60	231	79
781 PASS MOTOR VEH EXC BUSES	1 056	1 366	493	621 MATERIALS OF RUBBER	3 019	3 507	1 246
782 LORRIES,SPCL MTR VEH NES	4 668	5 946	2 162	625 RUBBER TYRES,TUBES	12 454	10 033	3 509
784 MOTOR VEHCL PTS,ACC NES	11 715	16 851	5 918	628 RUBBER ARTICLES NES	1 927	6 974	2 447
785 MOTOR & OTHER CYCLES ETC	177	127	42	633 CORK MANUFACTURES	356	375	135
786 VEH NES NONMOTR,TRAILERS	233	109	39	634 VENEERS,PLYWOOD,ETC	1 949	909	315
792 AIRCRAFT	13	2 050	694	635 WOOD MANUFACTURES NES	392	353	125
793 SHIPS AND BOATS	135	224	81	641 PAPER AND PAPERBOARD	38 653	15 954	5 689
812 PLUMBGG,HEATNG,LGHTNG EQU	3 283	1 560	542	642 ARTICLES OF PAPER ETC	4 560	4 247	1 506
821 FURNITURE	17 774	3 818	1 340	651 TEXTILE YARN AND THREAD	55 909	48 517	17 151
831 TRAVEL GOODS,HANDBAGS	19	111	39	652 COTTON FABRICS,WOVEN	13 001	40 203	14 070
842 MENS OUTERWEAR NOT KNIT	12 039	62 465	21 879	653 WOVN MAN-MADE FIB FABRIC	9 467	30 046	10 497
843 WOMENS OUTERWEAR NONKNIT	19 344	130 815	45 985	654 OTH WOVEN TEXTILE FABRIC	2 761	10 910	3 901
844 UNDERWEAR NOT KNIT	6 168	32 747	11 517	655 KNIT ETC FABRICS	2 015	8 489	3 013
845 OUTERWEAR KNIT NONELASTC	37 059	155 237	55 045	656 LACE,RIBBONS,TULLE,ETC	7 273	1 672	588
846 UNDERWEAR KNITTED	24 241	93 455	33 397	657 SPECIAL TEXTILE ETC PROD	7 734	16 074	5 686
847 TXTL CLTHNG ACCSRYES NES	4 671	15 120	5 310	658 TEXTILE ARTICLES NES	463	868	312
848 HEADGEAR,NONTXIL CLOTHNG	520	6 107	2 074	659 FLOOR COVERINGS ETC	378	341	121
851 FOOTWEAR	35 353	99 994	35 221	662 CLAY,REFRACTORY BLDG PRD	37 365	4 739	1 681
871 OPTICAL INSTRUMENTS	489	9 946	3 525	663 OTH NONMETAL MINERAL MFS	17 900	8 710	3 059
872 MEDICAL INSTRUMENTS NES	486	1 963	691	664 GLASS	6 939	5 405	1 911
873 METERS & COUNTERS NES	29	387	141	665 GLASSWARE	1 181	1 529	546
874 MEASURNG,CONTROLLNG INSTR	511	1 701	599	666 POTTERY	214	264	95
881 PHOTO APPAR & EQUIPT NES	8 704	35 446	12 480	667 PEARL,PREC-,SEMI-P STONE		408	146
882 PHOTO,CINEMA SUPPLIES	156	712	257	671 PIG IRON ETC	3 766	598	213
884 OPTICAL GOODS NES	87	1 632	582	672 IRON,STL PRIMARY FORMS	650 068	45 100	16 139
885 WATCHES AND CLOCKS	182	2 268	795	673 IRON AND STEEL SHAPES	133 760	15 898	5 646
892 PRINTED MATTER	765	934	315	674 IRN,STL UNIV,PLATE,SHEET	377 172	43 200	15 245
893 ARTICLES OF PLASTIC NES	2 898	2 150	739	675 IRON,STEEL HOOP,STRIP	115 324	14 183	5 035
894 TOYS,SPORTING GOODS,ETC	1 263	2 864	1 022				
896 WORKS OF ART ETC	44	2 523	924				

7 IMPORTS AND EXPORTS (SPECIAL TRADE) BY COUNTRIES OF PRODUCTION AND CONSUMPTION AND BY GROUPS OF THE SITC-REV. II 1984

GROUP DESCRIPTION	DT = 100 KG	1 000 DM	1 000 \$	GROUP DESCRIPTION	DT = 100 KG	1 000 DM	1 000 \$
676 RAILWAY RAILS ETC IRN, STL	6 603	876	288	037 FISH ETC PREPD PRSVD NES	21 443	13 569	4 763
677 IRN, STL WIRE EXCL W ROD	9 797	3 668	1 294	042 RICE	8 334	643	236
678 IRON, STL TUBES, PIPES, ETC	65 857	15 005	5 364	048 CEREAL ETC PREPARATIONS	2 606	987	347
679 IRN, STL CASTINGS UNWORKE	1 307	480	162	054 VEG ETC FRSH, SMPLY PRSVD	2 585 089	308 206	109 012
681 SILVER, PLATINUM, ETC	241	14 545	5 131	056 VEGTBLES ETC PRSVD, PREPD	158 265	54 523	19 114
682 COPPER EXC CEMENT COPPER	19 128	14 180	4 994	057 FRUIT, NUTS, FRESH, DRIED	6 777 531	715 708	249 577
683 NICKEL	246	695	244	058 FRUIT PRESERVED, PREPARED	522 268	91 179	32 106
684 ALUMINIUM	18 175	13 469	4 696	061 SUGAR AND HONEY	5 521	2 389	843
685 LEAD	200	307	104	062 SUGAR PREPS NON-COCOA	6 588	4 398	1 543
686 ZINC	7 426	2 980	1 059	072 COCOA	17 110	18 626	6 569
687 TIN	76	239	87	073 CHOCOLATE AND PRODUCTS	179	81	30
689 NON-FER BASE METALS NES	60	271	97	075 SPICES	35 695	11 327	4 004
691 STRUCTURES AND PARTS NES	2 765	1 932	687	081 FEEDING STUFF FOR ANIMLS	598 027	19 281	7 003
692 METAL TANKS, BOXES, ETC	430	303	106	098 EDIBLE PRODUCTS, PREPS NES	7 389	2 079	728
693 WIRE PRODUCTS NON ELECTR	2 503	1 741	602	112 ALCOHOLIC BEVERAGES	539 304	121 023	42 604
694 STL, COPPR NAILS, NUTS, ETC	4 129	3 804	1 367	211 HIDES, SKINS, UNDRESSED	4 027	575	206
695 TOOLS	5 292	16 770	5 956	212 FUR SKINS UNDRESSED	83	779	296
696 CUTLERY	1 756	6 330	2 224	222 SEEDS FOR SOFT/FIXED OIL	2 506	505	176
697 BASE MTL HOUSEHOLD EQUIP	4 967	8 293	2 923	223 SEEDS FOR OTH FIXED OILS	25 926	4 661	1 551
699 OTHER METAL MANUFACTURES	26 144	22 584	8 035	233 RUBBER, SYNTHETIC, RECLAIMD	52 614	12 168	4 314
700 INDUSTRIAL PLANT, CHAP 84	80	271	98	244 CORK RAW AND WASTE	4 192	413	149
711 STEAM BOILERS & AUX PLNT	461	701	240	245 FUEL WOOD NES, CHARCOAL	210 406	14 728	5 297
712 STEAM ENGINES, TURBINES	328	1 166	430	248 WOOD SHAPED	7 324	422	153
713 INTRNL COMBUS PISTN ENGN	6 996	27 486	9 657	251 PULP AND WASTE PAPER	929 617	111 401	39 467
714 ENGINES & MOTORS NES	64	6 713	2 413	261 SILK	22	141	51
716 ROTATING ELECTRIC PLANT	2 940	7 697	2 728	263 COTTON	15 870	7 919	2 751
718 OTH POWER GENERATG MACHY	185	900	313	266 SYNTHETIC FIBRE TO SPIN	4 517	1 788	632
721 AGRIC MACHY, EXC TRACTORS	3 314	3 708	1 325	267 OTHER MAN-MADE FIBRES	832	202	72
722 TRACTORS NON-ROAD	7 364	7 471	2 636	268 WOOL(EXC TOPS), ANML HAIR	12 619	6 542	2 314
723 CIVIL ENGINEERG EQUIP ETC	3 251	4 645	1 669	269 WASTE OF TEXTILE FABRICS	636	124	45
724 TEXTILE, LEATHER MACHNRY	16 689	66 340	23 283	273 STONE, SAND AND GRAVEL	56 002	1 746	618
725 PAPER ETC MILL MACHINERY	1 705	3 743	1 356	277 NATURAL ABRASIVES NES	2 932	387	136
726 PRINTG, BKBINDG MACHY, PTS	3 002	10 167	3 584	278 OTHER CRUDE MINERALS	1 789 642	55 178	19 564
727 FOOD MACHRY NON-DOMESTIC	1 436	5 341	1 906	281 IRON ORE, CONCENTRATES	4 048 881	12 920	4 608
728 OTH MACHRY FOR SPLCL INDUS	12 600	36 179	12 750	282 IRON AND STEEL SCRAP	4 897	1 643	577
736 MACHINE TOOLS FOR METAL	7 170	23 452	8 235	287 BASE METAL DRES, CONC NES	96 562	10 052	3 569
737 METALWORKING MACHNRY NES	990	2 516	899	288 NONFER METAL SCRAP NES	27 213	3 829	1 347
741 HEATING, COOLING EQUIPMNT	6 062	11 496	4 017	289 PREC METAL ORE, WASTE NES		1 072	376
742 PUMPS FOR LIQUIDS ETC	1 138	6 611	2 328	291 CRUDE ANIMAL MTRIALS NES	8 912	2 581	1 034
743 PUMPS NES, CENTRIFUGES ETC	5 284	14 249	5 000	292 CRUDE VEG MATERIALS NES	59 003	31 309	11 145
744 MECHANICAL HANDLING EQU	7 986	14 343	4 945	334 PETROLEUM PRODUCTS, REFIN	5 976 130	369 190	129 178
745 NONELEC MACHY, TOOLS NES	4 236	16 684	5 878	335 RESIDUAL PETRLM PROD NES	631 450	36 245	12 598
749 NONELEC MACH PTS, ACC NES	13 756	41 731	14 732	341 GAS NATURAL AND MANUFCTD			
751 OFFICE MACHINES	555	2 393	844	411 ANIMAL OILS AND FATS	1 297	249	91
752 AUTOMTIC DATA PROC EQUIP	1 516	33 189	11 716	423 FIXED VEG OILS, SOFT	206 998	43 919	15 567
759 OFFICE & ADP MCH PTS, ACC	987	8 349	2 958	424 FIXED VEG OIL NONSOFT	4 283	970	344
761 TELEVISION RECEIVERS	1 433	4 309	1 493	431 PROCESD ANML VEG OIL, ETC	18 865	2 788	965
762 RADIO BROADCAST RECEIVRS	454	2 719	952	511 HYDROCARBONS NES, DERIVS	340 924	39 934	13 919
763 SOUND RECORDRS, PHONOGRPH	983	8 165	2 798	512 ALCOHOLS, PHENOLS, ETC	96 985	13 567	4 763
764 TELECOM EQPT, PTS, ACC NES	33 172	166 784	58 546	513 ORGANIC ACIDS, ETC	59 416	16 633	6 009
771 ELECTRIC POWER MACHY NES	8 418	8 078	2 861	514 NITROGEN-FUNCTN COMPOUNDS	26 219	19 264	6 816
772 SWITCHGEAR ETC & PTS NES	9 099	66 176	23 195	515 ORG-INORG COMPOUNDS ETC	7 656	35 020	12 566
773 ELECTR DISTRIBUTING MACH	26 172	26 597	9 391	516 OTHER ORGANIC CHEMICALS	46 270	14 051	4 942
774 ELECTRO-MEDCL, XRAY EQUIP	646	10 842	3 748	522 INORG ELEMNTS, OXIDES, ETC	48 418	13 653	4 824
775 HOUSEHOLD TYPE EQUIP NES	18 765	19 224	6 851	523 OTHR INORGANIC CHEMICALS	229 528	10 745	3 777
776 TRANSISTORS, VALVES, ETC	2 117	71 025	25 034	531 SYNT DYE, NAT INDGO, LAKES	10 765	7 190	2 586
778 ELECTRICAL MACHINERY NES	16 074	38 248	13 416	532 DYES NES, TANNING PRODS	609	3 037	1 073
781 PASS MOTOR VEH EXC BUSES	70 119	98 478	34 573	533 PIGMENTS, PAINTS, ETC	25 604	10 288	3 639
782 LORRIES, SPLCL MTR VEH NES	8 573	11 349	3 792	541 MEDICINAL ETC PRODUCTS	18 978	59 557	21 021
783 ROAD MOTOR VEHICLES NES	830	1 642	562	551 ESSENTL OIL, PERFUME, ETC	3 312	5 581	1 983
784 MOTOR VEHCL PTS, ACC NES	19 737	42 624	15 015	553 PERFUMERY, COSMETICS, ETC	2 084	5 648	2 069
785 MOTOR & OTHER CYCLES ETC	347	844	309	554 SOAPS, CLEANING ETC PREPS	175 079	34 870	12 347
786 VEH NES NONMOTR, TRAILERS	902	657	237	562 FERTILIZERS MANUFACTURED	652 544	16 398	5 899
791 RAILWAY VEHICLES	2 780	2 005	723	572 EXPLOSIVES, PYROTECH PROD	150	298	99
792 AIRCRAFT	5	168	60	582 PROD OF CONDENSATION ETC	46 438	13 172	4 594
793 SHIPS AND BOATS	22	126	47	583 PROD OF POLYMERIZING ETC	175 597	39 297	13 843
812 PLUMBG, HEATNG, LGHTNG EQU	839	2 136	761	584 CELLULOSE DERIVATIVES ETC	1 199	1 054	361
821 FURNITURE	1 238	1 502	527	585 PLASTIC MATERIALS NES	4 715	2 196	785
831 TRAVEL GOODS, HANDBAGS	30	112	39	591 PESTICIDES, DISINFECTANTS	629	1 312	476
843 WOMENS OUTERWEAR NONKNIT	470	1 336	473	592 STARCH, INULIN, GLUTEN, ETC	832	727	253
845 OUTERWEAR KNIT NONELASTC	545	1 177	411	598 MISC CHEMICAL PRODS NES	73 594	15 388	5 482
846 UNDERWEAR KNITTED	2 365	3 760	1 333	611 LEATHER	4 101	47 176	16 634
847 TXTL CLTHNG ACCESSRYS NES	932	4 036	1 417	612 LEATHER ETC MANUFACTURES	2 353	6 725	2 379
848 HEADGEAR, NONTXTL CLOTHNG	495	1 798	635	613 FUR SKINS TANNED, DRESSED	3 659	37 201	13 123
851 FOOTWEAR	91	374	130	621 MATERIALS OF RUBBER	8 970	4 764	1 688
871 OPTICAL INSTRUMENTS	207	2 872	1 009	625 RUBBER TYRES, TUBES	107 595	80 674	28 469
872 MEDICAL INSTRUMENTS NES	1 021	8 564	3 002	628 RUBBER ARTICLES NES	8 664	13 579	4 819
873 METERS & COUNTERS NES	233	1 612	569	633 CORK MANUFACTURES	10 836	7 025	2 485
874 MEASURING, CONTROLLNG INSTR	1 471	27 034	9 579	634 VENEERS, PLYWOOD, ETC	12 102	4 591	1 612
881 PHOTO APPAR & EQUIPT NES	740	10 497	3 677	635 WOOD MANUFACTURES NES	12 940	10 233	3 802
882 PHOTO, CINEMA SUPPLIES	4 975	9 821	3 483	641 PAPER AND PAPERBOARD	360 950	49 463	17 539
884 OPTICAL GOODS NES	391	6 709	2 371	642 ARTICLES OF PAPER ETC	8 757	4 717	1 652
885 WATCHES AND CLOCKS	690	5 772	2 030	651 TEXTILE YARN AND THREAD	141 817	116 172	41 073
892 PRINTED MATTER	9 784	10 313	3 643	652 COTTON FABRICS, WOVEN	6 675	17 039	5 929
893 ARTICLES OF PLASTIC NES	8 709	10 822	3 805	653 WOVN MAN-MADE FIB FABRIC	5 040	10 636	3 774
894 TOYS, SPORTING GOODS, ETC	1 667	2 378	843	654 OTH WOVEN TEXTILE FABRIC	2 196	8 806	3 076
895 OFFICE SUPPLIES NES	1 271	4 911	1 737	655 KNIT ETC FABRICS	4 387	4 361	1 540
896 WORKS OF ART ETC		113	41	656 LACE, RIBBONS, TULLE, ETC	1 770	3 274	1 161
897 GOLD, SILVER WARE, JEWELRY	54	949	335	657 SPECIAL TEXTILE ETC PROD	8 541	11 246	3 971
898 MUSICAL INSTRUMENTS, PTS	974	5 021	1 781	658 TEXTILE ARTICLES NES	3 439	7 426	2 620
899 OTHER MANUFACTURED GOODS	11 063	19 108	6 706	659 FLOOR COVERINGS ETC	7 203	4 973	1 762
951 WAR FIREARMS, AMMUNITION	122	4 185	1 494	661 CEMENT ETC BUILDING PROD	488 049	33 169	11 654
971 GOLD, NON MONETARY NES		1 300	461	662 CLAY, REFRACTORY BLOC PRD	430 647	37 875	13 477
SPAIN				663 OTH NONMETAL MINERAL MFS	50 754	17 227	6 071
IMPORTS	36 853 492	7 018 446	2 469 964	664 GLASS	75 261	12 002	4 221
001 LIVE ANIMALS	206	342	122	665 GLASSWARE	25 062	10 188	3 601
011 MEAT FRESH, CHILLD, FROZEN	10 112	11 546	4 119	666 POTTERY	14 167	10 277	3 843
024 CHEESE AND CURD	345	387	143	671 PIG IRON ETC	199 081	30 428	10 582
025 EGGS, BIRDS, FRESH, PRSRVD	1 020	612	218	672 IRON, STL PRIMARY FORMS	931 811	185 099	64 497
034 FISH FRESH, CHILLD, FROZN	1 773	835	290	673 IRON AND STEEL SHAPES	2 266 841	226 726	80 063
035 FISH SALTED, DRIED, SMOKED	2 751	1 589	569	674 IRN, STL UNIV, PLATE, SHEET	708 708	81 558	28 250
036 SHELL FISH FRESH, FROZEN	17 014	5 497	1 935	675 IRON, STEEL HOOP, STRIP	39 344	12 693	4 427
				677 IRN, STL WIRE EXCL W ROD	12 389	4 553	1 687
				678 IRON, STL TUBES, PIPES, ETC	256 963	34 658	12 285
				679 IRN, STL CASTINGS UNWORKE	13 180	5 121	1 779

7 IMPORTS AND EXPORTS (SPECIAL TRADE) BY COUNTRIES OF PRODUCTION AND CONSUMPTION AND BY GROUPS OF THE SITC-REV. II 1984

GROUP DESCRIPTION	DT = 100 KG	1 000 DM	1 000 \$	GROUP DESCRIPTION	DT = 100 KG	1 000 DM	1 000 \$
661 SILVER, PLATINUM, ETC	38	4 184	1 460	057 FRUIT, NUTS, FRESH, DRIED	2 174	977	349
662 COPPER EXC CEMENT COPPER	146 089	61 675	21 922	058 FRUIT PRESERVED, PREPARED	2 285	826	291
664 ALUMINIUM	369 733	144 512	50 743	061 SUGAR AND HONEY	3 888	502	169
685 LEAD	12 197	2 471	880	062 SUGAR PREPS NON-COCOA	811	456	169
687 TIN	253	819	297	071 COFFEE AND SUBSTITUTES	218	345	123
689 NON-FER BASE METALS NES	350	348	125	072 COCOA	2 484	846	304
691 STRUCTURES AND PARTS NES	11 463	5 320	1 786	073 CHOCOLATE AND PRODUCTS	2 618	1 617	566
692 METAL TANKS, BOXES, ETC	1 484	1 259	441	074 TEA AND MATE	840	713	255
693 WIRE PRODUCTS NON-ELECTR	30 217	5 857	2 076	075 SPICES	1 148	1 338	477
694 STL, COPPR NAILS, NUTS, ETC	56 585	17 689	6 234	081 FEEDING STUFF FOR ANIMLS	26 778	6 861	2 396
695 TOOLS	13 740	29 182	10 335	098 EDIBLE PRODS, PREPS NES	11 593	4 895	1 730
696 CUTLERY	2 817	11 261	4 010	111 NON-ALCOHL BEVERAGES NES	8 942	1 447	504
697 BASE MTL HOUSEHOLD EQUIP	21 158	25 253	8 925	112 ALCOHOLIC BEVERAGES	85 159	10 723	3 825
699 OTHER METAL MANUFACTURES	92 442	33 328	11 713	121 TOBACCO UNMNFCTRD, REFUSE	115	141	50
711 STEAM BOILERS & AUX PLNT	1 647	452	155	122 TOBACCO MFRS	1 086	3 183	1 152
712 STEAM ENGINES, TURBINES	517	4 632	1 763	211 HIDES, SKINS, UNDRESSED	121 587	27 846	9 807
713 INTRNL COMBUS PISTN ENGN	196 953	206 757	72 675	212 FUR SKINS UNDRESSED	57	1 696	606
714 ENGINES & MOTORS NES	109	4 733	1 642	222 SEEDS FOR SOFT/FIXED OIL	1 740	601	216
716 ROTATING ELECTRIC PLANT	38 414	53 313	18 799	223 SEEDS FOR OTH FIXED OILS	805	269	97
718 OTH POWER GENERATG MACHY	52	145	52	232 NATURAL RUBBER, GUMS	440	116	42
721 AGRIC MACHY, EXC TRACTORS	2 182	894	322	233 RUBBER, SYNTHETIC, RECLAIMD	140 957	36 420	12 911
722 TRACTORS NON-ROAD	961	786	269	247 OTH WOOD ROUGH, SQUARED	11 044	712	259
723 CIVIL ENGINEER EQUIP ETC	5 896	4 382	1 586	248 WOOD SHAPED	945 386	43 231	15 203
724 TEXTILE, LEATHER MACHNRY	4 588	6 172	2 166	251 PULP AND WASTE PAPER	22 943	2 809	982
725 PAPER ETC MILL MACHINERY	2 707	8 178	2 872	263 COTTON	11 535	3 787	1 323
726 PRINTG, BKBDNG MACHY, PTS	1 686	2 677	942	266 SYNTHETIC FIBRE TO SPIN	177 918	74 108	26 198
727 FOOD MACHRY NON-DOMESTIC	1 225	1 213	417	267 OTHER MAN-MADE FIBRES	47 698	24 984	8 808
728 OTH MACHY FOR SPCL INDUS	11 897	15 109	5 318	268 WOOL (EXC TOPS), ANML HAIR	1 366	601	216
736 MACHINE TOOLS FOR METAL	39 706	48 982	17 165	269 WASTE OF TEXTILE FABRICS	35 260	5 473	1 909
737 METALWORKING MACHNRY NES	12 582	5 005	1 741	273 STONE, SAND AND GRAVEL	11 430	264	88
741 HEATING, COOLING EQUIPMNT	24 587	23 299	8 248	274 SULPHUR ETC	5 675	1 588	560
742 PUMPS FOR LIQUIDS ETC	3 419	6 166	2 167	277 NATURAL ABRASIVES NES	175	1 344	468
743 PUMPS NES, CENTRIFUGES ETC	42 105	41 350	14 461	278 OTHER CRUDE MINERALS	103 004	5 858	2 069
744 MECHANICAL HANDLING EQU	16 728	9 290	3 254	282 IRON AND STEEL SCRAP	166 622	9 190	3 170
745 NONELEC MACHY, TOOLS NES	2 120	5 086	1 808	287 BASE METAL ORES, CONC NES	46 206	7 411	2 664
749 NONELEC MACH PTS, ACC NES	40 437	42 458	15 002	288 NONFERR METAL SCRAP NES	42 340	7 998	2 821
751 OFFICE MACHINES	538	1 231	436	289 PREC METAL ORE, WASTE NES	61	3 598	1 299
752 AUTOMATIC DATA PROC EQUIP	5 357	259 982	89 741	291 CRUDE ANIMAL MTRIALS NES	16 031	4 486	1 563
759 OFFICE & ADP MCH PTS, ACC	1 425	41 275	14 657	292 CRUDE VEG MATERIALS NES	14 516	20 809	7 422
761 TELEVISION RECEIVERS	7 556	18 870	6 607	322 COAL, LIGNITE, PEAT	484 049	8 218	2 898
762 RADIO BROADCAST RECEIVRS	13	126	45	323 BRIQUETS, COKE, SEMI-COKE	654 822	10 847	3 811
763 SOUND RECORDRS, PHONOGRPH	179	1 775	592	334 PETROLEUM PRODUCTS, REFIN	111 812	19 448	6 900
764 TELECOM EQPT, PTS, ACC NES	3 703	21 714	7 673	335 RESIDUAL PETRLM PROD NES	137 592	7 979	2 834
771 ELECTRIC POWER MACHY NES	4 043	11 044	3 913	411 ANIMAL OILS AND FATS	1 381	623	219
772 SWITCHGEAR ETC & PTS NES	14 878	61 219	21 614	423 FIXED VEG OILS, SOFT	31 846	6 693	2 332
773 ELECTR DISTRIBUTING MACH	9 668	21 534	7 522	424 FIXED VEG OIL NONSOFT	2 965	741	250
774 ELECTRO-MEDCL, XRAY EQUIP	271	862	301	431 PROCDSD ANML VEG OIL, ETC	19 727	5 146	1 816
775 HOUSEHOLD TYPE EQUIP NES	62 018	62 123	21 747	511 HYDROCARBONS NES, DERIVS	137 234	28 321	9 980
776 TRANSISTORS, VALVES, ETC	618	8 987	3 165	512 ALCOHOLS, PHENOLS, ETC	209 995	59 796	21 113
778 ELECTRICAL MACHINERY NES	97 139	168 604	59 481	513 ORGANIC ACIDS, ETC	316 111	78 573	27 687
781 PASS MOTOR VEH EXC BUSES	756 800	836 862	296 852	514 NITROGEN-FUNCTN COMPOUNDS	144 632	81 152	28 697
782 LORRIES, SPCL MTR VEH NES	1 035	1 140	403	515 ORG-INORG COMPOUNDS ETC	64 598	89 366	31 877
783 ROAD MOTOR VEHICLES NES	616	1 102	366	516 OTHER ORGANIC CHEMICALS	129 319	42 292	15 033
784 MOTOR VEHCL PTS, ACC NES	490 907	273 222	96 353	522 INORG ELEMNTS, OXIDES, ETC	508 614	58 763	20 682
785 MOTOR & OTHER CYCLES ETC	3 999	7 093	2 580	523 OTHR INORGANIC CHEMICALS	276 629	38 928	13 697
786 VEH NES NONMOTR, TRAILERS	15 726	6 205	2 157	524 RADIOACTIVE ETC MATERIAL	2	2 615	923
791 RAILWAY VEHICLES	4 773	2 699	947	531 SYNT DYE, NAT INDGO, LAKES	28 076	67 115	23 795
792 AIRCRAFT	140	1 939	675	532 DYES NES, TANNING PRODS	11 741	4 086	1 449
793 SHIPS AND BOATS	1 272	2 719	964	533 PIGMENTS, PAINTS, ETC	101 175	60 251	21 327
812 PLUMB, HEATING, LGHTNG EQU	12 372	10 246	3 620	541 MEDICINAL ETC PRODUCTS	15 875	90 321	32 043
821 FURNITURE	76 114	52 406	18 557	551 ESSENTIAL OIL, PERFUME, ETC	5 090	12 372	4 370
831 TRAVEL GOODS, HANDBAGS	3 911	7 745	2 769	553 PERFUMERY, COSMETICS, ETC	1 425	3 582	1 257
842 MENS OUTERWEAR NOT KNIT	4 647	18 178	6 480	554 SOAPS, CLEANING ETC PREPS	51 140	18 213	6 449
843 WOMENS OUTERWEAR NONKNIT	1 764	10 063	3 616	562 FERTILIZERS MANUFACTURED	348 658	9 672	3 423
844 UNDERWEAR NOT KNIT	259	866	310	572 EXPLOSIVES, PYROTECH PROD	654	557	198
845 UNDERWEAR KNIT NONELASTC	4 405	15 857	5 582	582 PROD OF CONDENSATION ETC	233 224	144 356	50 966
846 UNDERWEAR KNITTED	1 597	6 607	2 385	583 PROD OF POLYMERIZING ETC	361 759	133 651	46 959
847 TXTL CLTHNG ACCESSRYS NES	202	1 000	349	584 CELLULOSE DERIVATIVES ETC	31 800	20 541	7 249
848 HEADGEAR, NONTXTL CLOTHNG	7 087	34 797	12 096	585 PLASTIC MATERIALS NES	8 544	5 977	2 067
851 FOOTWEAR	117 751	324 100	113 987	591 PESTICIDES, DISINFECTANTS	32 702	35 848	12 706
871 OPTICAL INSTRUMENTS	74	271	95	592 STARCH, INULIN, GLUTEN, ETC	26 157	11 003	3 887
872 MEDICAL INSTRUMENTS NES	432	5 370	1 904	598 MISC CHEMICAL PRODS NES	347 726	125 813	44 506
873 METERS & COUNTERS NES	67	257	91	611 LEATHER	11 891	7 699	2 736
874 MEASURN, CONTROLNG INSTR	3 543	14 282	4 995	612 LEATHER ETC MANUFACTURES	615	1 469	516
881 PHOTO APPAR & EQUIP NES	38	550	180	613 FUR SKINS TANNED, DRESSED	355	12 852	4 603
882 PHOTO, CINEMA SUPPLIES	3 183	11 072	3 902	621 MATERIALS OF RUBBER	13 576	15 604	5 536
883 DEVELOPED CINEMA FILM	15	361	127	625 RUBBER TYRES, TUBES	27 204	17 437	6 078
884 OPTICAL GOODS NES	176	3 720	1 320	628 RUBBER ARTICLES NES	17 132	38 164	13 438
885 WATCHES AND CLOCKS	239	1 173	427	633 CORK MANUFACTURES	89	255	91
892 PRINTED MATTER	21 138	16 148	5 669	634 VENEERS, PLYWOOD, ETC	28 994	6 390	2 255
893 ARTICLES OF PLASTIC NES	19 073	16 303	5 803	635 WOOD MANUFACTURES NES	10 862	4 744	1 686
894 TOYS, SPORTING GOODS, ETC	11 093	16 763	5 905	641 PAPER AND PAPERBOARD	503 579	109 532	38 619
895 OFFICE SUPPLIES NES	930	1 256	444	642 ARTICLES OF PAPER ETC	38 553	22 500	7 954
896 WORKS OF ART ETC	732	3 695	1 315	651 TEXTILE YARN AND THREAD	63 036	54 233	19 184
897 GOLD, SILVER WARE, JEWELRY	21	8 016	2 810	652 COTTON FABRICS, WOVEN	1 186	4 552	1 567
898 MUSICAL INSTRUMENTS, PTS	930	4 171	1 464	653 WOVN MAN-MADE FIB FABRIC	7 051	11 616	4 146
899 OTHER MANUFACTURED GOODS	9 443	16 724	5 915	654 OTH WOVEN TEXTILE FABRIC	806	3 800	1 326
951 WAR FIREARMS, AMMUNITION	501	1 314	460	655 KNIT ETC FABRICS	2 473	5 664	1 986
971 GOLD, NON MONETARY NES	1	5 775	2 038	656 LACE, RIBBONS, TULLE ETC	1 306	3 932	1 399
EXPORTS	16 717 061	8 629 824	3 034 305	657 SPECIAL TEXTILE ETC PROD	37 497	41 599	14 708
001 LIVE ANIMALS	58 047	26 067	9 090	658 TEXTILE ARTICLES NES	654	3 438	1 251
011 MEAT FRESH, CHILLD, FROZEN	1 973	680	230	659 FLOOR COVERINGS ETC	2 858	5 552	1 918
012 MEAT PREPD, PRSVD, NES ETC	418	359	129	661 CEMENT ETC BUILDING PRDD	10 831	1 059	370
022 MILK AND CREAM	8 651	1 965	667	662 CLAY, REFRACTORY BLDG PRD	147 730	21 658	7 618
024 CHEESE AND CURD	18 839	10 450	3 669	663 OTH NONMETAL MINERAL MFS	67 741	36 303	12 833
025 EGGS, BIRDS, FRESH, PRSRVD	113	199	72	664 GLASS	75 775	37 728	13 441
034 FISH FRESH, CHILLED, FROZN	1 638	863	308	665 GLASSWARE	24 715	17 325	6 115
035 FISH SALTED, DRIED, SMOKED	976	870	282	666 POTTERY	6 175	7 424	2 598
036 SHELL FISH FRESH, FROZEN	38	127	41	667 PEARL, PREC-, SEMI-P STONE	5	1 935	681
037 FISH ETC PREPD PRSVD NES	4 373	2 862	1 015	671 PIG IRON ETC	36 350	10 212	3 574
048 CEREAL ETC PREPARATIONS	27 231	2 807	968	672 IRON, STL PRIMARY FORMS	486 195	53 666	18 900
054 VEG ETC FRSH, SMPLY PRSVD	3 546	890	313	673 IRN, STL UNIV, PLATE, SHEET	2 416 418	263 392	92 684
056 VEGTBLES ETC PRSVD, PREPD	11 965	2 853	1 016	675 IRON, STEEL HOOP, STRIP	487 072	54 354	19 010
				676 RAILWAY RAILS ETC IRN, STL	6 166	1 104	388

7 IMPORTS AND EXPORTS (SPECIAL TRADE) BY COUNTRIES OF PRODUCTION AND CONSUMPTION AND BY GROUPS OF THE SITC-REV. II 1984

GROUP DESCRIPTION	DT = 100 KG	1 000 DM	1 000 \$	GROUP DESCRIPTION	DT = 100 KG	1 000 DM	1 000 \$
677 IRN, STL WIRE EXCL W ROD	19 153	4 871	1 730	ANDOPRA			
678 IRON, STL TUBES, PIPES, ETC	70 107	30 078	10 625	IMPORTS	1 036	2 804	973
679 IRN, STL CASTINGS UNWORKE	2 442	1 032	362	772 SWITCHGEAR ETC & PTS NES	68	2 280	793
681 SILVER, PLATINUM, ETC	154	5 944	2 098	842 MENS OUTERWEAR NOT KNIT	22	83	31
682 COPPER EXC CEMENT COPPER	49 076	42 721	15 020	961 COIN NONGOLD, NONCURRENT	2	192	67
683 NICKEL	1 525	4 103	1 461	EXPORTS	19 116	27 265	9 458
684 ALUMINIUM	63 278	49 447	17 426	022 MILK AND CREAM	2 990	129	43
685 LEAD	16 531	2 380	850	024 CHEESE AND CURD	190	106	33
686 ZINC	3 486	1 261	439	048 CEREAL ETC PREPARATIONS	399	184	63
687 TIN	399	1 241	441	062 SUGAR PREPS NON-COCOA	144	91	31
689 NON-FER BASE METALS NES	772	1 169	416	073 CHOCOLATE AND PRODUCTS	143	128	47
691 STRUCTURES AND PARTS NES	14 029	7 926	2 751	112 ALCOHOLIC BEVERAGES	1 037	306	110
692 METAL TANKS, BOXES, ETC	20 361	14 496	5 168	121 TOBACCO UNMNFCTRD, REFUSE	1 235	1 011	361
693 WIRE, PRODUCTS NON ELECTR	9 720	3 795	1 336	122 TOBACCO MFRS	219	299	109
694 STL, COPPR NAILS, NUTS, ETC	30 298	25 842	9 143	515 ORG-INORG COMPOUNDS ETC	14	329	121
695 TOOLS	38 737	102 898	35 726	541 MEDICINAL ETC PRODUCTS	55	688	239
696 CUTLERY	2 224	9 837	3 459	583 PROD OF POLYMERIZING ETC	1 171	288	103
697 BASE MTL HOUSEHOLD EQUIP	20 085	30 261	10 716	613 FUR SKINS TANNED, DRESSED	1	134	49
699 OTHER METAL MANUFACTURES	76 103	115 832	41 019	625 RUBBER TYRES, TUBES	100	86	30
700 INDUSTRIAL PLANT, CHAP 84	925	728	254	635 WOOD MANUFACTURES NES	148	94	32
703 INDUSTRIAL PLANT, CHAP 85	56	1 490	550	642 ARTICLES OF PAPER ETC	1 698	971	326
711 STEAM BOILERS & AUX PLNT	6 221	14 277	5 016	657 SPECIAL TEXTILE ETC PROD	168	152	58
712 STEAM ENGINES, TURBINES	716	8 786	3 112	658 TEXTILE ARTICLES NES	152	206	73
713 INTRNL COMBUS PISTN ENGN	311 363	575 304	203 482	659 FLOOR COVERINGS ETC	158	277	95
714 ENGINES & MOTORS NES	114	4 221	1 479	665 GLASSWARE	58	107	37
716 ROTATING ELECTRIC PLANT	17 981	36 700	12 809	666 POTTERY	45	109	35
718 OTH POWER GENERATG MACHY	1 132	4 532	1 621	684 ALUMINIUM	2 345	1 116	389
721 AGRIC MACHY, EXC TRACTORS	53 519	55 811	20 117	695 TOOLS	42	168	58
722 TRACTORS NON-ROAD	18 974	17 490	6 075	696 CUTLERY	93	866	302
723 CIVIL ENGINEER EQUIP ETC	29 612	39 901	13 982	697 BASE MTL HOUSEHOLD EQUIP	62	147	48
724 TEXTILE, LEATHER MACHNRY	24 583	90 961	32 142	741 HEATING, COOLING EQUIPMNT	15	82	30
725 PAPER ETC MILL MACHINERY	6 301	18 900	6 672	743 PUMPS NES, CENTRIFUGES ETC	53	120	41
726 PRINTG, BKBINDG MACHY, PTS	15 184	48 590	16 919	745 NONELEC MACHY, TOOLS NES	76	112	40
727 FOOD MACHY, NON-DOMESTIC	2 397	11 728	4 093	751 OFFICE MACHINES	7	94	34
728 OTH MACHY FOR SPCL INDUS	37 982	139 928	49 337	761 TELEVISION RECEIVERS	66	247	87
736 MACHINE TOOLS FOR METAL	22 031	79 079	27 740	762 RADIO BROADCAST RECEIVRS	97	798	285
737 METALWORKING MACHNRY NES	9 811	20 891	7 274	763 SOUND RECORDRS, PHONOGRPH	42	497	177
741 HEATING, COOLING EQUIPMNT	17 449	51 167	18 160	764 TELECOM EQPT, PTS, ACC NES	22	355	120
742 PUMPS FOR LIQUIDS ETC	8 643	38 958	13 730	772 SWITCHGEAR ETC & PTS NES	15	312	106
743 PUMPS NES, CENTRIFUGES ETC	29 191	85 713	30 010	775 HOUSEHOLD TYPE EQUIP NES	579	1 096	375
744 MECHANICAL HANDLING EQU	46 309	58 485	20 647	776 TRANSISTORS, VALVES, ETC	2	137	43
745 NONELEC MACHY, TOOLS NES	15 232	82 234	29 282	778 ELECTRICAL MACHINERY NES	125	244	78
749 NONELEC MACH PTS, ACC NES	86 518	170 955	60 369	781 PASS MOTOR VEH EXC BUSES	1 804	5 045	1 766
751 OFFICE MACHINES	4 047	26 479	9 179	782 LORRIES, SPCL MTR VEH NES	470	281	100
752 AUTOMTIC DATA PROC EQUIP	11 865	194 364	67 830	783 ROAD MOTOR VEHICLES NES	193	346	125
759 OFFICE & ADP MCH PTS, ACC	4 444	450 194	157 192	784 MOTOR VEHCL PTS, ACC NES	311	1 028	365
761 TELEVISION RECEIVERS	1 833	6 845	2 418	785 MOTOR & OTHER CYCLES ETC	76	258	93
762 RADIO BROADCAST RECEIVRS	1 941	11 125	3 916	821 FURNITURE	59	214	75
763 SOUND RECORDRS, PHONOGRPH	6 186	60 342	21 531	843 WOMENS OUTERWEAR NONKNIT	6	378	123
764 TELECOM EQPT, PTS, ACC NES	9 735	102 802	35 986	845 OUTERWEAR KNIT NONELASTC	6	193	75
771 ELECTRIC POWER MACHY NES	11 165	74 618	26 136	848 HEADGEAR, NONXTL CLOTHNG	6	618	219
772 SWITCHGEAR ETC & PTS NES	26 901	184 029	65 232	851 FOOTWEAR	15	95	32
773 ELECTR DISTRIBUTING MACH	13 377	23 808	8 437	871 OPTICAL INSTRUMENTS	3	133	44
774 ELECTRO-MEDCL, XRAY EQUIP	1 268	22 318	7 916	872 MEDICAL INSTRUMENTS NES	5	362	125
775 HOUSEHOLD TYPE EQUIP NES	36 421	40 864	14 452	874 MEASURNG, CONTROLNG INSTR	25	257	86
776 TRANSISTORS, VALVES, ETC	45 240	71 698	25 397	881 PHOTO APPAR & EQUIPT NES	79	570	194
778 ELECTRICAL MACHINERY NES	101 382	187 146	65 825	884 OPTICAL GOODS NES	162	51	16
781 PASS MOTOR VEH EXC BUSES	677 632	900 642	309 363	885 WATCHES AND CLOCKS	108	769	261
782 LORRIES, SPCL MTR VEH NES	34 305	42 479	14 904	893 ARTICLES OF PLASTIC NES	124	272	89
783 ROAD MOTOR VEHICLES NES	7 885	10 098	3 546	894 TOYS, SPORTING GOODS, ETC	131	1 115	387
784 MOTOR VEHCL PTS, ACC NES	782 062	594 950	209 914	895 OFFICE SUPPLIES NES	66	541	186
785 MOTOR & OTHER CYCLES ETC	3 416	11 409	4 032	897 GOLD, SILVER WARE, JEWELRY	4	166	56
786 VEH NES NONMOTR, TRAILERS	7 069	7 193	2 544	898 MUSICAL INSTRUMENTS, PTS	86	400	144
791 RAILWAY VEHICLES	1 617	7 425	2 634	899 OTHER MANUFACTURED GOODS	163	398	136
792 AIRCRAFT	869	58 403	21 196	GIBRALTAR			
793 SHIPS AND BOATS	376 187	13 303	4 743	IMPORTS	224 675	6 637	2 311
812 PLUMBNG, HEATNG, LGHTNG EQU	5 718	7 457	2 638	288 NONFER METAL SCRAP NES	331	99	38
821 FURNITURE	36 294	27 906	9 849	692 METAL TANKS, BOXES, ETC	936	849	279
831 TRAVEL GOODS, HANDBAGS	592	1 783	630	793 SHIPS AND BOATS	223 406	5 658	1 985
842 MENS OUTERWEAR NOT KNIT	65	507	177	EXPORTS	7 576	5 916	1 994
843 WOMENS OUTERWEAR NONKNIT	525	9 317	3 281	022 MILK AND CREAM	1 077	130	47
845 OUTERWEAR KNIT NONELASTC	114	2 424	861	098 EDIBLE PRODCTS, PREPS NES	861	190	66
846 UNDERWEAR KNITTED	36	377	136	112 ALCOHOLIC BEVERAGES	928	269	94
847 TXTL CLTHNG ACCESSRYS NES	134	920	316	553 PERFUMERY, COSMETICS, ETC	96	230	80
848 HEADGEAR, NONXTL CLOTHNG	208	1 787	626	744 MECHANICAL HANDLING EQU	1 684	960	310
851 FOOTWEAR	804	3 767	1 357	761 TELEVISION RECEIVERS	46	179	62
871 OPTICAL INSTRUMENTS	364	9 575	3 351	763 SOUND RECORDRS, PHONOGRPH	12	106	37
872 MEDICAL INSTRUMENTS NES	6 184	42 130	14 718	775 HOUSEHOLD TYPE EQUIP NES	44	119	33
873 METERS & COUNTERS NES	853	7 767	2 725	781 PASS MOTOR VEH EXC BUSES	804	1 942	683
874 MEASURNG, CONTROLNG INSTR	9 196	150 812	52 933	821 FURNITURE	479	171	61
881 PHOTO APPAR & EQUIPT NES	3 437	25 504	9 098	VATICAN CITY			
882 PHOTO, CINEMA SUPPLIES	22 943	33 256	11 835	IMPORTS	29	1 396	482
883 DEVELOPED CINEMA FILM	16	234	82	896 WORKS OF ART ETC	11	1 152	397
884 OPTICAL GOODS NES	362	16 212	5 705	961 COIN NONGOLD, NONCURRENT	2	153	54
885 WATCHES AND CLOCKS	3 015	24 485	8 604	EXPORTS	16 079	2 671	931
892 PRINTED MATTER	56 863	55 283	19 442	024 CHEESE AND CURD	823	391	139
893 ARTICLES OF PLASTIC NES	29 610	41 418	14 548	061 SUGAR AND HONEY	15 000	1 034	368
894 TOYS, SPORTING GOODS, ETC	4 579	5 319	3 287	531 SYNT DYE, NAT INDGO, LAKES	28	145	49
895 OFFICE SUPPLIES NES	8 097	31 660	11 193	541 MEDICINAL ETC PRODUCTS	214	75	25
896 WORKS OF ART ETC	28	9 145	3 439	764 TELECOM EQPT, PTS, ACC NES	2	368	122
897 GOLD, SILVER WARE, JEWELRY	110	3 686	1 271				
898 MUSICAL INSTRUMENTS, PTS	10 846	47 217	16 763				
899 OTHER MANUFACTURED GOODS	6 741	18 124	6 405				
941 ZOO ANIMALS, PETS	35	114	40				
951 WAR FIREARMS, AMMUNITION	623	2 697	960				
961 COIN NONGOLD, NONCURRENT	7	242	89				
971 GOLD, NON MONETARY NES	7	8 979	2 962				
972 GOLD COIN		111	41				

7 IMPORTS AND EXPORTS (SPECIAL TRADE) BY COUNTRIES OF PRODUCTION AND CONSUMPTION AND BY GROUPS OF THE SITC-REV. II 1984

GROUP DESCRIPTION	DT * 100 KG	1 000 DM	1 000 \$	GROUP DESCRIPTION	DT * 100 KG	1 000 DM	1 000 \$
MALTA				652 COTTON FABRICS, WOVEN	14 297	37 418	13 220
IMPORTS	626 550	381 749	134 368	653 WOVN MAN-MADE FIB FABRIC	9 625	23 657	8 304
054 VEG ETC FRSH, SMLY PRSVD	994	96	35	654 OTH WOVN TEXTILE FABRIC	2 478	9 684	3 456
058 FRUIT PRESERVED, PREPARED	742	186	65	655 KNIT ETC FABRICS	3 864	9 295	3 281
248 WOOD SHAPED	840	152	58	656 LACE, RIBBONS, TULLE, ETC	272	1 428	508
288 NONFERR METAL SCRAP NES	2 625	530	181	657 SPECIAL TEXTILE ETC PROD	2 462	5 256	1 860
292 CRUDE VEG MATERIALS NES	9	220	79	658 TEXTILE ARTICLES NES	60	278	98
541 MEDICINAL ETC PRODUCTS	423	1 144	408	663 OTH NONMETAL MINERAL MFS	652	550	192
553 PERFUMERY, COSMETICS, ETC	88	123	41	664 GLASS	1 121	337	112
611 LEATHER	6	116	38	665 GLASSWARE	1 064	1 189	420
612 LEATHER ETC MANUFACTURES	2 057	20 801	7 291	666 POTTERY	370	552	196
625 RUBBER TYRES, TUBES	128	145	56	673 IRON AND STEEL SHAPES	10 593	1 020	358
628 RUBBER ARTICLES NES	453	7 220	2 533	674 IRN, STL UNIV, PLATE, SHEET	13 294	2 370	811
655 KNIT ETC FABRICS	1 020	1 131	401	675 IRON, STEEL HOOP, STRIP	510	95	35
657 SPECIAL TEXTILE ETC PROD	100	256	92	678 IRON, STL TUBES, PIPES, ETC	12 314	1 159	383
663 OTH NONMETAL MINERAL MFS	393	275	96	681 SILVER, PLATINUM, ETC		142	50
694 STL, COPPR NAILS, NUTS, ETC	7	114	40	682 COPPER EXC CEMENT COPPER	4 155	2 067	747
695 TOOLS	28	652	231	684 ALUMINIUM	622	468	163
699 OTHER METAL MANUFACTURES	1 301	2 252	791	691 STRUCTURES AND PARTS NES	1 523	565	189
714 ENGINES & MOTORS NES	56	9 547	3 403	692 METAL TANKS, BOXES, ETC	156	170	63
728 OTH MACHY FOR SPCL INDUS	54	143	50	694 STL, COPPR NAILS, NUTS, ETC	829	1 129	390
736 MACHINE TOOLS FOR METAL	79	334	111	695 TOOLS	768	2 943	1 035
742 PUMPS FOR LIQUIDS ETC	2	271	95	696 CUTLERY	106	646	226
743 PUMPS NES, CENTRIFUGES ETC	23	104	36	697 BASE MTL HOUSEHOLD EQUIP	930	1 021	354
745 NONELEC MACHY, TOOLS NES	29	271	96	699 OTHER METAL MANUFACTURES	2 507	5 170	1 796
749 NONELEC MACH PTS, ACC NES	38	757	274	700 INDUSTRIAL PLANT, CHAP 84	1 872	3 437	1 177
761 TELEVISION RECEIVERS	927	3 726	1 296	703 INDUSTRIAL PLANT, CHAP 85	762	1 653	558
771 ELECTRIC POWER MACHY NES	151	2 297	817	713 INTRNL COMBUS PISTN ENGN	142	1 047	368
772 SWITCHGEAR ETC & PTS NES	637	2 934	1 040	714 ENGINES & MOTORS NES	10	1 320	471
775 HOUSEHOLD TYPE EQUIP NES	37	175	63	716 ROTATING ELECTRIC PLANT	231	761	269
776 TRANSISTORS, VALVES, ETC	48	1 518	498	724 TEXTILE, LEATHER MACHNRY	842	3 613	1 255
784 MOTOR VEHCL PTS, ACC NES	163	605	214	725 PAPER ETC MILL MACHINERY	25	141	46
792 AIRCRAFT	3	787	284	726 PRINTG, BKBINDG MACHY, PTS	66	384	136
793 SHIPS AND BOATS	550 121	13 834	4 768	727 FOOD MACHRY NON-DOMESTIC	67	498	186
831 TRAVEL GOODS, HANDBAGS	229	1 057	368	728 OTH MACHY FOR SPCL INDUS	2 407	4 978	1 754
842 MENS OUTERWEAR NOT KNIT	28 922	116 148	40 961	736 MACHINE TOOLS FOR METAL	334	547	195
843 WOMENS OUTERWEAR NONKNIT	14 696	71 595	25 233	737 METALWORKING MACHNRY NES	53	960	336
844 UNDERWEAR NOT KNIT	41	285	98	741 HEATING, COOLING EQUIPMNT	293	609	213
845 UNDERWEAR KNIT NONELASTC	2 090	9 416	3 289	742 PUMPS FOR LIQUIDS ETC	32	569	190
846 UNDERWEAR KNITTED	148	948	338	743 PUMPS NES, CENTRIFUGES ETC	443	705	251
848 HEADGEAR, NONXTL CLOTHNG	306	10 929	3 859	744 MECHANICAL HANDLING EQU	6 030	701	233
851 FOOTWEAR	1 954	8 495	3 039	745 NONELEC MACHY, TOOLS NES	312	1 297	451
871 OPTICAL INSTRUMENTS		92	33	749 NONELEC MACH PTS, ACC NES	644	4 157	1 432
872 MEDICAL INSTRUMENTS NES	62	600	231	751 OFFICE MACHINES	32	300	109
874 MEASURNG, CONTROLNG INSTR	16	231	80	752 AUTOMATIC DATA PROC EQUIP	14	317	110
881 PHOTO APPAR & EQUIPT NES		100	33	762 RADIO BROADCAST RECEIVRS	38	185	67
884 OPTICAL GOODS NES	1 396	54 546	19 133	764 TELECOM EQPT, PTS, ACC NES	3 186	12 093	4 316
885 WATCHES AND CLOCKS	1 545	5 674	2 026	771 ELECTRIC POWER MACHY NES	309	329	113
893 ARTICLES OF PLASTIC NES	425	1 921	676	772 SWITCHGEAR ETC & PTS NES	430	1 620	574
894 TOYS, SPORTING GOODS, ETC	8 861	21 905	7 701	774 ELECTRO-MEDCL, XRAY EQUIP	3	92	31
896 WORKS OF ART ETC	1	535	189	775 HOUSEHOLD TYPE EQUIP NES	1 644	1 980	691
971 GOLD, NON MONETARY NES	4	229	80	776 TRANSISTORS, VALVES, ETC	2 286	4 400	1 528
EXPORTS	268 121	334 706	117 424	778 ELECTRICAL MACHINERY NES	1 373	1 569	536
011 MEAT FRESH, CHILLD, FROZEN	1 052	350	129	781 PASS MOTOR VEH EXC BUSES	8 330	15 106	5 271
022 MILK AND CREAM	29 562	4 810	1 673	782 LORRIES, SPCL MTR VEH NES	379	290	97
024 CHEESE AND CURD	4 123	2 294	799	784 MOTOR VEHCL PTS, ACC NES	575	1 390	484
048 CEREAL ETC PREPARATIONS	3 069	989	343	786 VEH NES NONMOTR, TRAILERS	918	234	87
058 FRUIT PRESERVED, PREPARED	151	139	49	792 AIRCRAFT	8	2 429	895
062 SUGAR PREPS NON-COCOA	189	111	36	793 SHIPS AND BOATS	3 712	165	54
073 CHOCOLATE AND PRODUCTS	269	351	117	812 PLUMB, HEATING, LGHTNG EQU	206	316	113
081 FEEDING STUFF FOR ANMLs	1 362	221	73	821 FURNITURE	307	199	70
098 EDIBLE PRODUCTS, PREPS NES	1 216	1 003	351	831 TRAVEL GOODS, HANDBAGS	85	342	120
112 ALCOHOLIC BEVERAGES	1 917	450	157	842 MENS OUTERWEAR NOT KNIT	2 877	12 767	4 504
122 TOBACCO MFRS	58	107	39	843 WOMENS OUTERWEAR NONKNIT	2 356	5 598	1 952
233 RUBBER, SYNTHETIC, RECLAIMD	2 017	989	347	845 OUTERWEAR KNIT NONELASTC	38	338	111
291 CRUDE ANIMAL MTRIALS NES	13	106	41	847 XTLL CLTHNG ACCESSRY NES	248	967	341
334 PETROLEUM PRODUCTS, REFIN	563	148	45	848 HEADGEAR, NONXTL CLOTHNG	373	1 879	662
335 RESIDUAL PETRLM PROD NES	1 062	129	44	871 OPTICAL INSTRUMENTS	2	313	112
423 FIXED VEG OILS, SOFT	1 111	316	115	872 MEDICAL INSTRUMENTS NES	30	341	119
424 FIXED VEG OIL NONSOFT	773	216	77	874 MEASURNG, CONTROLNG INSTR	39	738	250
431 PROCESD ANML VEG OIL, ETC	391	138	48	881 PHOTO APPAR & EQUIPT NES	14	242	79
511 HYDROCARBONS NES, DERIVS	1 031	250	84	882 PHOTO, CINEMA SUPPLIES	447	1 290	445
513 ORGANIC ACIDS, ETC	858	258	90	884 OPTICAL GOODS NES	918	26 691	9 364
514 NITROGEN-FUNCTN COMPOUNDS	597	527	194	885 WATCHES AND CLOCKS	1 021	4 121	1 466
515 ORG-INORG COMPOUNDS ETC	117	223	81	892 PRINTED MATTER	897	1 271	454
522 INDRG ELEMNTS, OXIDES, ETC	2 989	581	204	893 ARTICLES OF PLASTIC NES	3 539	3 686	1 296
523 OTHR INORGANIC CHEMICALS	8 188	760	272	894 TOYS, SPORTING GOODS, ETC	2 607	4 427	1 523
531 SYNT DYE, NAT INDGO, LAKES	31	91	31	895 OFFICE SUPPLIES NES	62	260	87
533 PIGMENTS, PAINTS, ETC	1 489	871	305	897 GOLD, SILVER WARE, JEWELRY	1	211	72
541 MEDICINAL ETC PRODUCTS	736	5 175	1 817	898 MUSICAL INSTRUMENTS, PTS	213	705	254
551 ESSENTL OIL, PERFUME, ETC	116	376	133	899 OTHER MANUFACTURED GOODS	949	4 002	1 420
553 PERFUMERY, COSMETICS, ETC	1 411	1 230	420	971 GOLD, NON MONETARY NES	9 104	3 152	
554 SOAPS, CLEANING ETC PREPS	4 863	1 234	426	YUGOSLAVIA			
562 FERTILIZERS MANUFACTURED	8 169	330	117	IMPORTS	12 033 271	4 120 736	1 454 690
582 PROD OF CONDENSATION ETC	10 718	5 441	1 945	001 LIVE ANIMALS	698	277	101
583 PROD OF POLYMERIZING ETC	11 286	3 651	1 288	011 MEAT FRESH, CHILLD, FROZEN	11 824	9 006	3 079
584 CELLULOSE DERIVATIVES ETC	515	908	323	012 MEAT DRIED, SALTED, SMOKED	247	259	89
591 PESTICIDES, DISINFECTANTS	161	245	87	014 MEAT PREPD, PRSVD, NES ETC	36 764	14 370	5 052
592 STARCH, INULIN, GLUTEN, ETC	664	420	150	025 EGGS, BIRDS, FRESH, PRSVD	16 481	6 380	2 277
598 MISC CHEMICAL PRODS NES	3 001	1 714	596	034 FISH FRESH, CHILLED, FROZN	2 554	1 139	398
611 LEATHER	1 856	15 399	5 367	036 SHELL FISH FRESH, FROZEN	769	240	90
612 LEATHER ETC MANUFACTURES	1 323	2 339	807	037 FISH ETC PREPD PRSVD NES	791	267	94
613 FUR SKINS TANNED, DRESSED	87	3 624	1 316	044 MAIZE UNMILLED	11 086	2 196	757
621 MATERIALS OF RUBBER	192	140	50	045 CEREALS NES UNMILLED	1 031	203	72
625 RUBBER TYRES, TUBES	2 814	2 048	719	054 VEG ETC FRSH, SMLY PRSVD	198 389	48 936	17 059
628 RUBBER ARTICLES NES	140	546	190	056 VEGTBLES ETC PRSVD, PREPD	159 438	18 333	6 389
634 VENEERS, PLYWOOD, ETC	1 114	252	90	057 FRUIT, NUTS, FRESH, DRIED	110 823	7 258	2 483
635 WOOD MANUFACTURES NES	416	146	50	058 FRUIT PRESERVED, PREPARED	435 751	64 794	22 823
641 PAPER AND PAPERBOARD	4 691	1 019	348	061 SUGAR AND HONEY	6 870	2 270	781
642 ARTICLES OF PAPER ETC	2 508	1 344	469	062 SUGAR PREPS NON-COCOA	5 543	1 297	452
651 TEXTILE YARN AND THREAD	1 586	5 900	2 081	073 CHOCOLATE AND PRODUCTS	3 201	811	286
				075 SPICES	32 052	7 283	2 563

7 IMPORTS AND EXPORTS (SPECIAL TRADE) BY COUNTRIES OF PRODUCTION AND CONSUMPTION AND BY GROUPS OF THE SITC-REV. 11 1984

GROUP DESCRIPTION	DT = 100 KG	1 000 DM	1 000 \$	GROUP DESCRIPTION	DT = 100 KG	1 000 DM	1 000 \$
081 FEEDING STUFF FOR ANIMLS	4 726	1 512	523	711 STEAM BOILERS & AUX PLNT	2 568	787	273
088 EDIBLE PRODCTS,PREPS NES	17 610	2 628	926	713 INTRNL COMBUS PISTN ENGN	59 706	43 539	15 338
111 NON-ALCOHL BEVERAGES NES	29 579	1 409	515	714 ENGINES & MOTORS NES	18	1 577	543
112 ALCOHOLIC BEVERAGES	333 106	37 257	13 084	716 ROTATING ELECTRIC PLANT	61 273	51 039	17 961
121 TOBACCO UNMNFCTRD,REFUSE	9 706	8 083	2 953	721 AGRIC MACHY,EXC TRACTORS	11 761	3 556	1 259
211 HIDES,SKINS,UNDRESSED	8 871	106	38	723 CIVIL ENGINEERG EQUIP ETC	16 265	6 980	2 488
212 FUR SKINS UNDRESSED	14	341	128	724 TEXTILE,LEATHER MACHNRY	30 841	4 794	1 690
222 SEEDS FOR SOFT/FIXED OIL	5 107	622	218	725 PAPER ETC MILL MACHINERY	588	700	243
223 SEEDS FOR OTH FIXED OILS	3 044	895	319	726 PRINTG,BKBDNG MACHY,PTS	438	474	162
233 RUBBER,SYNTHTIC,RECLAIMO	4 437	404	137	727 FOOD MACHRY NON-DOMESTIC	68	181	64
245 FUEL WOOD NES,CHARCOAL	45 666	2 950	1 065	728 DTH MACHY FOR SPCL INDUS	13 248	6 497	2 306
247 OTH WOOD ROUGH,SQUARED	3 691	292	99	736 MACHINE TOOLS FOR METAL	6 695	8 924	3 117
248 WOOD SHAPED	57 662	4 900	1 733	737 METALWORKING MACHNRY NES	11 804	4 997	1 754
251 PULP AND WASTE PAPER	22 442	2 487	902	741 HEATING,COOLING EQUIPMNT	4 956	4 859	1 727
263 COTTON	1 092	162	58	742 PUMPS FOR LIQUIDS ETC	14 256	6 200	2 202
266 SYNTHETIC FIBRE TO SPIN	6 550	1 888	673	743 PUMPS NES,CENTRIFUGES ETC	25 233	24 486	8 556
267 OTHER MAN-MADE FIBRES	2 262	453	159	744 MECHANICAL HANDLING EQU	17 444	8 697	3 038
268 WOOL(EXC TOPS),ANML HAIR	205	221	79	745 NONELEC MACHY,TOOLS NES	2 790	2 329	824
269 WASTE OF TEXTILE FABRICS	1 964	217	78	749 NONELEC MACH PTS,ACC NES	54 520	32 451	11 324
273 STONE,SAND AND GRAVEL	14 018	469	165	751 OFFICE MACHINES	6 440	11 571	4 099
274 SULPHUR ETC	781 531	7 391	2 591	752 AUTOMTIC DATA PROC EQUIP	40	172	60
278 OTHER CRUDE MINERALS	107 015	1 408	488	759 OFFICE & ADP MCH PTS,ACC	25	775	284
281 IRON ORE,CONCENTRATES	96 061	271	95	761 TELEVISION RECEIVERS	124	261	87
282 IRON AND STEEL SCRAP	12 443	1 646	581	762 RADIO BROADCAST RECEIVRS	54	379	138
287 BASE METAL ORES,CONC NES	705 734	6 873	2 339	764 TELECOM EQPT,PTS,ACC NES	2 244	5 154	1 827
288 NONFERR METAL SCRAP NES	13 549	3 263	1 176	771 ELECTRIC POWER MACHY NES	26 444	12 863	4 547
289 PREC METAL ORE,WASTE NES	19	1 159	392	772 SWITCHGEAR ETC & PTS NES	8 113	10 835	3 810
291 CRUDE ANIMAL MTRIALS NES	22 532	12 690	4 483	773 ELECTR DISTRIBUTING MACH	142 075	62 554	22 066
292 CRUDE VEG MATERIALS NES	38 015	13 821	4 772	774 ELECTRO-MEDCL,XRAY EQUIP	94	902	315
334 PETROLEUM PRODUCTS,REFIN	1 044 047	75 747	26 711	775 HOUSEHOLD TYPE EQUIP NES	190 249	98 155	34 644
335 RESIDUAL PETRLM PROD NES	133 602	9 290	3 391	776 TRANSISTORS,VALVES,ETC	712	7 685	2 742
341 GAS NATURAL AND MANUFCTD			-	778 ELECTRICAL MACHINERY NES	58 680	43 134	15 030
411 ANIMAL OILS AND FATS	22 055	2 398	821	781 PASS MOTOR VEH EXC BUSES	225	116	39
423 FIXED VEG OILS,SOFT	12 000	2 296	884	782 LORRIES,SPCL MTR VEH NES	92 558	145 529	51 672
424 FIXED VEG OIL,NONSOFT	2 180	538	194	784 MOTOR VEHCL PTS,ACC NES	173 267	80 161	28 193
431 PROCESD ANML VEG OIL,ETC	59 569	7 451	2 613	785 MOTOR & OTHER CYCLES ETC	14 221	8 575	3 124
511 HYDROCARBONS NES,DERIVS	24 116	2 248	787	786 VEH NES NONMOTR,TRAILERS	17 466	9 177	3 327
512 ALCOHOLS,PHENDLS,ETC	28 173	1 522	540	791 RAILWAY VEHICLES	1 334	870	317
513 ORGANIC ACIDS,ETC	51 473	8 325	2 966	792 AIRCRAFT	176	3 173	1 103
514 NITROGEN-FUNCTN COMPOUNDS	6 340	1 227	425	793 SHIPS AND BOATS	179 514	3 844	1 445
515 ORG-INORG COMPOUNDS ETC	31 668	8 568	3 021	812 PLUMBG,HEATING,LGHTNG EQU	48 712	17 024	6 086
516 OTHER ORGANIC CHEMICALS	801	288	102	821 FURNITURE	326 312	122 419	43 385
522 INORG ELEMNTS,OXIDES,ETC	86 406	19 982	6 996	831 TRAVEL GOODS,HANDBAGS	16 080	13 350	4 732
523 OTHR INORGANIC CHEMICALS	50 885	5 634	1 960	842 MENS OUTERWEAR NOT KNIT	76 375	384 530	135 366
531 SYNT DYE,NAT INDGO,LAKES	116	86	31	843 WOMENS OUTERWEAR NONKNIT	65 454	404 421	143 140
533 PIGMENTS,PAINTS,ETC	4 118	1 353	475	844 UNDERWEAR NOT KNIT	22 754	104 474	36 824
541 MEDICINAL ETC PRODUCTS	7 329	17 863	6 279	845 UNDERWEAR KNIT NONELASTC	29 912	146 758	51 939
551 ESSENTL OIL,PERFUME,ETC	2 335	2 653	940	846 UNDERWEAR KNITTED	58 844	239 460	84 468
553 PERFUMERY,COSMETICS,ETC	3 193	1 288	461	847 TXLT CLTHNG ACCESSRY NES	5 546	19 278	6 862
554 SOAPS,CLEANING ETC PREPS	47 419	5 688	2 000	848 HEADGEAR,NONTXTL CLOTHNG	11 264	99 009	34 910
562 FERTILIZERS MANUFACTURED	772 646	24 556	9 066	851 FOOTWEAR	78 409	240 630	85 162
572 EXPLOSIVES,PYROTECH PROD	14 236	2 505	877	872 MEDICAL INSTRUMENTS NES	107	724	270
582 PROD OF CONDENSATION ETC	98 397	12 494	4 411	873 METERS & COUNTERS NES	4 285	12 548	4 422
583 PROD OF POLYMERIZING ETC	67 824	17 042	5 975	874 MEASURNG,CONTROLNG INSTR	2 998	10 185	3 589
584 CELLULOSE DERIVATIVES ETC	4 602	1 911	688	881 PHOTO APPAR & EQUIPT NES	1 446	3 007	1 053
585 PLASTIC MATERIALS NES	5 420	470	157	882 PHOTO,CINEMA SUPPLIES	769	4 023	1 439
591 PESTICIDES,DISINFECTANTS	3 407	3 749	1 344	884 OPTICAL GOODS NES	120	1 780	630
592 STARCH,INULIN, GLUTEN,ETC	1 118	598	210	885 WATCHES AND CLOCKS	574	1 399	509
598 MISC CHEMICAL PRODS NES	18 467	3 000	1 052	892 PRINTED MATTER	29 854	13 110	4 618
611 LEATHER	12 619	34 445	12 146	893 ARTICLES OF PLASTIC NES	28 791	13 913	4 924
612 LEATHER ETC MANUFACTURES	6 214	52 291	18 296	894 TOYS,SPORTING GOODS,ETC	6 689	8 121	2 778
613 FUR SKINS TANNED,DRESSED	2 525	8 413	2 955	895 OFFICE SUPPLIES NES	155	258	88
621 MATERIALS OF RUBBER	25 341	7 718	2 726	896 WORKS OF ART ETC	52	1 671	599
625 RUBBER TYRES,TUBES	52 397	23 588	8 374	897 GOLD,SILVER WARE,JEWELRY	414	894	149
628 RUBBER ARTICLES NES	35 519	13 033	4 594	898 MUSICAL INSTRUMENTS,PTS	508	2 130	742
634 VENEERS,PLYWOOD,ETC	139 347	14 014	4 993	899 OTHER MANUFACTURED GOODS	61 354	23 141	8 183
635 WOOD MANUFACTURES NES	137 909	33 405	11 826	941 ZOO ANIMALS,PETS	46	189	67
641 PAPER AND PAPERBOARD	521 878	52 965	18 691	951 WAR FIREARMS,AMMUNITION	205	1 213	410
642 ARTICLES OF PAPER ETC	90 202	18 143	6 344	961 COIN NONGOLD,NONCURRENT	44	10 517	3 744
651 TEXTILE YARN AND THREAD	42 457	41 626	14 758	971 GOLD,NON MONETARY NES	33	43 117	15 116
652 COTTON FABRICS,WOVEN	17 588	22 550	7 903	972 GOLD COIN		1 612	591
653 WOVN MAN-MADE FIB FABRIC	3 093	4 805	1 672	EXPORTS	10 032 868	5 512 890	1 938 902
654 OTH WOVEN TEXTILE FABRIC	8 183	3 832	1 333	001 LIVE ANIMALS	4 212	3 857	1 361
655 KNIT ETC FABRICS	2 365	2 803	979	011 MEAT FRESH,CHILLD,FROZEN	142 785	34 382	12 330
657 SPECIAL TEXTILE ETC PROD	23 912	11 192	3 930	022 MILK AND CREAM	653	214	77
658 TEXTILE ARTICLES NES	43 576	55 593	19 457	024 CHEESE AND CURD	900	306	102
659 FLOOR COVERINGS ETC	6 189	1 651	588	025 EGGS,BIRDS,FRESH,PRSRVD	324	481	175
661 CEMENT ETC BUILDING PROD	104 982	3 475	1 227	034 FISH FRESH,CHILLED,FROZN	4 769	604	216
662 CLAY,REFRACTORY BLDG PRD	308 504	21 053	4 514	044 MAIZE UNMILLED	215	186	71
663 OTH NONMETAL MINERAL MFS	91 242	12 922	4 551	048 CEREAL ETC PREPARATIONS	158	117	37
664 GLASS	25 083	4 497	1 551	054 VEG ETC FRSH,SMPLY PRSRVD	2 294	1 591	591
665 GLASSWARE	45 304	12 700	4 477	057 FRUIT,NUTS,FRESH,DRIED	2 944	1 505	504
666 POTTERY	5 361	3 018	1 075	058 FRUIT PRESERVED,PREPARED	596	113	41
671 PIG IRON ETC	113 243	20 627	7 365	061 SUGAR AND HONEY	660 599	34 803	12 423
672 IRON,STL PRIMARY FORMS	203 777	14 750	5 333	072 COCOA	10 473	4 890	1 684
673 IRON AND STEEL SHAPES	521 190	45 016	15 806	075 SPICES	647	469	170
674 IRN,STL UNIV,PLATE,SHEET	336 774	22 753	7 999	081 FEEDING STUFF FOR ANIMLS	78 995	11 551	4 128
675 IRON,STEEL HOOP,STRIP	10 137	1 344	483	098 EDIBLE PRODCTS,PREPS NES	5 406	3 605	1 236
677 IRN,STL WIRE EXCL W ROD	1 224	140	48	111 NON-ALCOHL BEVERAGES NES	192	149	54
678 IRON,STL TUBES,PIPES,ETC	265 532	26 470	9 445	112 ALCOHOLIC BEVERAGES	3 358	737	262
679 IRN,STL CASTINGS UNWORKE	11 307	1 326	468	121 TOBACCO UNMNFCTRD,REFUSE	3 736	3 064	1 031
681 SILVER,PLATINUM,ETC	286	23 588	8 476	122 TOBACCO MFRS	919	1 715	605
682 COPPER EXC CEMENT COPPER	78 716	33 932	11 992	211 HIDES,SKINS,UNDRESSED	30 881	15 696	5 589
683 NICKEL	55	110	37	223 SEEDS FOR OTH FIXED OILS	551	106	39
684 ALUMINIUM	176 593	74 546	26 552	232 NATURAL RUBBER,GUMS	1 289	551	200
685 LEAD	18 836	2 584	878	233 RUBBER,SYNTHTIC,RECLAIMO	94 407	41 733	14 718
686 ZINC	54 155	15 947	5 529	248 WOOD SHAPED	22 078	1 150	387
689 NON-FER BASE METALS NES	18 462	15 194	5 377	251 PULP AND WASTE PAPER	24 192	1 429	488
691 STRUCTURES AND PARTS NES	13 113	4 410	1 562	263 COTTON	20 374	7 515	2 639
692 METAL TANKS,BOXES,ETC	2 529	1 366	476	265 VEG FIBRE,EXCL COTN JUTE	2 554	193	67
693 WIRE PRODUCTS NON ELECTR	6 391	1 144	407	266 SYNTHETIC FIBRE TO SPIN	64 492	28 993	10 231
694 STL,COPPR NAILS,NUTS,ETC	66 471	8 242	2 900	267 OTHER MAN-MADE FIBRES	22 968	14 251	5 118
695 TOOLS	12 011	20 835	7 318	268 WOOL(EXC TOPS),ANML HAIR	2 576	2 032	732
697 BASE MTL HOUSEHOLD EQUIP	44 844	20 872	7 386				
699 OTHER METAL MANUFACTURES	72 146	25 137	8 864				

GROUP DESCRIPTION	DT	100 KG	1 000 DM	1 000 \$	GROUP DESCRIPTION	DT	100 KG	1 000 DM	1 000 \$
273 STONE, SAND AND GRAVEL	125	262	1 698	603	724 TEXTILE, LEATHER MACHNRY	24	252	134 865	47 261
274 SULPHUR ETC		891	99	34	725 PARTS ETC MILL MACHINERY	3	459	10 901	3 858
277 NATURAL ABRASIVES NES		198	339	121	726 PARTS, ETC, BINDING MACHY, PTS	2	562	9 979	3 500
278 OTHER CRUDE MINERALS	60	136	5 116	1 800	727 FOOD MACHRY NON-DOMESTIC	2	775	10 148	3 631
287 BASE METAL ORES, CONC NES	58	696	5 689	2 025	728 OTH MACHRY FOR SPCL INDUS	44	011	128 848	44 940
288 NONFERR METAL SCRAP NES	3	556	1 053	374	736 MACHINE TOOLS FOR METAL	74	954	190 429	67 931
291 CRUDE ANIMAL MTRIALS NES	3	835	5 491	1 937	737 METALWORKING MACHNRY NES	7	037	18 367	6 309
292 CRUDE VEG MATERIALS NES	2	962	3 688	1 299	741 HEATING, COOLING EQUIPMNT	30	841	90 482	31 880
322 COAL, LIGNITE, PEAT	1 665	404	22 587	8 022	742 PUMPS FOR LIQUIDS ETC	7	362	44 340	15 473
323 BRIQUETS, COKE, SEMI-COKE	19	660	681	233	743 PUMPS NES, CENTRIFUGES ETC	44	131	79 873	28 092
334 PETROLEUM PRODUCTS, REFIN	109	986	29 189	10 228	744 MECHANICAL HANDLING EQU	22	647	46 576	16 185
335 RESIDUAL PETRLM PROD NES	147	381	11 166	4 005	745 NONELEC MACHY, TOOLS NES	8	571	56 197	19 773
341 GAS NATURAL AND MANUFCTD					749 NONELEC MACH PTS, ACC NES	53	616	140 860	49 370
411 ANIMAL OILS AND FATS	1	260	419	146	751 OFFICE MACHINES		964	7 385	2 620
423 FIXED VEG OILS, SOFT	15	978	3 185	1 161	752 AUTOMATIC DATA PROC EQUIP	1	967	35 511	12 112
424 FIXED VEG OIL NONSOFT	1	740	589	215	759 OFFICE & ADP MCH PTS, ACC		651	12 578	4 412
431 PROCESD ANML VEG OIL, ETC	27	121	8 614	3 022	761 TELEVISION RECEIVERS	3	913	19 436	6 863
511 HYDROCARBONS NES, DERIVS	59	144	11 274	3 972	762 RADIO BROADCAST RECEIVERS		818	4 695	1 663
512 ALCOHOLS, PHENOLS, ETC	164	217	40 464	14 251	763 SOUND RECORDERS, PHONOGRPH		342	4 954	1 733
513 ORGANIC ACIDS, ETC	259	683	63 332	22 187	764 TELECOM EQPT, PTS, ACC NES	3	844	43 590	15 399
514 NITROGEN-FUNCTN COMPOUNDS	49	616	36 642	12 873	771 ELECTRIC POWER MACHY NES	3	952	10 756	3 802
515 ORG-INORG COMPOUNDS ETC	58	632	60 443	21 592	772 SWITCHGEAR ETC & PTS NES	7	575	62 381	21 810
516 OTHER ORGANIC CHEMICALS	68	839	30 815	11 114	773 ELECTR DISTRIBUTING MACH	22	814	20 421	7 231
522 INORG ELEMNTS, OXIDES, ETC	446	429	37 449	13 224	774 ELECTRO-MEDCL, XRAY EQUIP		957	24 652	8 438
523 OTH INORGANIC CHEMICALS	134	929	30 636	10 761	775 HOUSEHOLD TYPE EQUIP NES	15	142	21 986	7 747
524 RADIOACTIVE ETC MATERIAL		41	1 846	649	776 TRANSISTORS, VALVES, ETC	1	371	25 850	9 094
531 SYNT DYE, NAT INDOGO, LAKES	18	204	54 583	19 310	778 ELECTRICAL MACHINERY NES	54	853	67 103	23 601
532 DYES NES, TANNING PRODS	19	182	5 365	1 901	781 PASS MOTOR VEH EXC BUSES	212	345	243 334	85 477
533 PIGMENTS, PAINTS, ETC	118	783	71 366	25 164	782 LORRIES, SPCL MTR VEH NES	178	658	174 154	61 731
541 MEDICINAL ETC PRODUCTS	5	385	55 205	19 537	783 ROAD MOTOR VEHICLES NES	7	724	9 547	3 234
551 ESSENTIAL OIL, PERFUME, ETC	2	957	9 359	3 239	784 MOTOR VEHCL PTS, ACC NES	113	171	152 553	53 345
553 PERFUMERY, COSMETICS, ETC		574	797	280	785 MOTOR & OTHER CYCLES ETC	1	886	2 363	832
554 SOAPS, CLEANING ETC PREPS	138	230	37 841	13 365	786 VEH NES NONMOTR, TRAILERS	7	587	3 699	1 306
562 FERTILIZERS MANUFACTURED	32	200	1 705	634	791 RAILWAY VEHICLES	10	102	13 010	4 573
572 EXPLOSIVES, PYROTECH PROD		17	176	59	792 AIRCRAFT		593	3 381	1 169
582 PROD OF CONDENSATION ETC	217	373	119 488	42 154	793 SHIPS AND BOATS	557	298	10 393	3 713
583 PROD OF POLYMERIZING ETC	234	169	85 811	30 169	801 INDUSTRIAL PLANT, CHAP 90		1	190	61
584 CELLULOSE DERIVATIVES ETC									

7 IMPORTS AND EXPORTS (SPECIAL TRADE) BY COUNTRIES OF PRODUCTION AND CONSUMPTION AND BY GROUPS OF THE SITC-REV. 11 1984

GROUP DESCRIPTION	DT * 100 KG	1 000 DM	1 000 \$	GROUP DESCRIPTION	DT * 100 KG	1 000 DM	1 000 \$
291 CRUDE ANIMAL MTRIALS NES	8 634	28 249	9 905	057 FRUIT, NUTS, FRESH, DRIED	729	243	87
292 CRUDE VEG MATERIALS NES	24 460	6 472	2 270	061 SUGAR AND HONEY	2 179	170	59
334 PETROLEUM PRODUCTS, REFIN	372 638	23 690	9 022	071 COFFEE AND SUBSTITUTES	327	739	275
411 ANIMAL OILS AND FATS	50 491	5 246	1 936	072 COCOA	996	1 255	463
423 FIXED VEG OILS, SOFT	579	242	83	081 FEEDING STUFF FOR ANIMLS	78 818	10 435	3 518
424 FIXED VEG OIL NONSOFT	119	93	33	098 EDIBLE PRODUCTS, PREPS NES	558	300	103
513 ORGANIC ACIDS, ETC	4 238	1 379	454	112 ALCOHOLIC BEVERAGES	230	100	36
515 ORG-INORG COMPOUNDS ETC	944	289	103	122 TOBACCO MFRS	1 918	5 503	1 962
522 INORG ELEMNTS, OXIDES, ETC	66 180	9 798	3 466	211 HIDES, SKINS, UNDRESSED	1 642	456	160
523 OTHR INORGANIC CHEMICALS	64 849	5 160	1 839	212 FUR SKINS UNDRESSED	19	262	95
531 SYNT DYE, NAT INDGO, LAKES	294	466	153	232 NATURAL RUBBER, GUMS	220	90	31
541 MEDICINAL ETC PRODUCTS	290	4 032	1 395	233 RUBBER, SYNTHETIC, RECLAIMD	13 677	5 379	1 909
554 SOAPS, CLEANING ETC PREPS	2 411	599	213	245 FUEL WOOD NES, CHARCOAL	490	201	73
582 PROD OF CONDENSATION ETC	20 057	1 267	426	247 OTH WOOD ROUGH, SQUARED	3 479	379	130
583 PROD OF POLYMERIZING ETC	1 565	109	38	248 WOOD SHAPED	930	124	43
611 LEATHER	29	267	88	251 PULP AND WASTE PAPER	4 189	790	282
612 LEATHER ETC MANUFACTURES	76	113	39	263 COTTON	567	198	75
621 MATERIALS OF RUBBER	223	203	70	266 SYNTHETIC FIBRE TO SPIN	74 950	29 369	10 478
625 RUBBER TYRES, TUBES	2 614	1 366	483	267 OTHER MAN-MADE FIBRES	12 851	8 013	2 930
628 RUBBER ARTICLES NES	398	195	68	268 WOOD(EXC TOPS), ANML HAIR	569	538	180
634 VENEERS, PLYWOOD, ETC	5 300	444	149	274 SULPHUR ETC	420	131	44
635 WOOD MANUFACTURES NES	438	190	69	277 NATURAL ABRASIVES NES		771	265
651 TEXTILE YARN AND THREAD	413 308	336 656	117 588	278 OTHER CRUDE MINERALS	13 318	1 842	648
652 COTTON FABRICS, WOVEN	15 019	16 948	6 006	282 IRON AND STEEL SCRAP	599 499	15 836	5 547
653 WOVN MAN-MADE FIB FABRIC	5 893	4 553	1 600	287 BASE METAL ORES, CONC NES	3 587	408	149
655 KNIT ETC FABRICS	2 397	2 126	740	288 NONFERR METAL SCRAP NES	1 040	182	61
658 TEXTILE ARTICLES NES	27 140	33 074	11 747	291 CRUDE ANIMAL MTRIALS NES	762	1 055	380
659 FLOOR COVERINGS ETC	10 161	79 655	28 145	292 CRUDE VEG MATERIALS NES	740	1 718	637
661 CEMENT ETC BUILDING PROD	7 295	473	171	322 COAL, LIGNITE, PEAT	1 429 453	17 375	6 443
662 CLAY, REFRACTORY BLDG PRD	13 487	946	328	323 BRIQUETS, COKE, SEMI-COKE	50 000	1 749	599
664 GLASS	29 686	2 102	734	334 PETROLEUM PRODUCTS, REFIN	27 572	8 645	3 048
665 GLASSWARE	51 964	27 315	9 676	335 RESIDUAL PETRLM PROD NES	36 830	3 962	1 359
666 POTTERY	615	201	70	411 ANIMAL OILS AND FATS	7 667	1 308	451
671 PIG IRON ETC	77 564	19 478	6 627	424 FIXED VEG OIL NONSOFT	5 756	1 707	577
672 IRON, STL PRIMARY FORMS	35 068	3 258	1 168	431 PROCESD ANML VEG OIL, ETC	24 934	11 811	4 187
673 IRON AND STEEL SHAPES	117 794	8 388	2 966	511 HYDROCARBONS NES, DERIVS	46 832	4 783	1 655
678 IRON, STL TUBES, PIPES, ETC	1 944	340	117	512 ALCOHOLS, PHENOLS, ETC	58 471	13 158	4 708
679 IRN, STL CASTINGS UNWORKE	1 476	293	103	513 ORGANIC ACIDS, ETC	88 073	25 826	9 210
681 SILVER, PLATINUM, ETC	4	203	75	514 NITROGEN-FUNCTN COMPOUNDS	60 261	29 948	10 517
684 ALUMINIUM	6 924	4 431	1 549	515 ORG-INORG COMPOUNDS ETC	15 595	27 375	9 736
695 TOOLS	834	1 197	420	516 OTHER ORGANIC CHEMICALS	11 046	10 306	3 732
697 BASE MTL HOUSEHOLD EQUIP	4 655	4 823	1 677	522 INORG ELEMNTS, OXIDES, ETC	184 879	26 535	9 334
699 OTHER METAL MANUFACTURES		798	270	523 OTHR INORGANIC CHEMICALS	279 209	43 025	15 249
712 STEAM ENGINES, TURBINES	51	498	163	524 RADIOACTIVE ETC MATERIAL	1	547	193
713 INTRNL COMBUS PISTN ENGN	1 652	3 782	1 318	531 SYNT DYE, NAT INDGO, LAKES	23 486	55 211	19 442
714 ENGINES & MOTORS NES	1	90	31	532 DYES NES, TANNING PRODS	15 183	2 892	1 030
716 ROTATING ELECTRIC PLANT	216	422	144	533 PIGMENTS, PAINTS, ETC	72 515	34 009	12 016
723 CIVIL ENGINEER EQUIP ETC	720	125	45	541 MEDICINAL ETC PRODUCTS	4 588	41 454	14 594
724 TEXTILE, LEATHER MACHNRY	400	407	140	551 ESSENTL OIL, PERFUME, ETC	885	1 987	701
728 OTH MACHY FOR SPCL INDUS	5 594	2 254	786	553 PERFUMERY, COSMETICS, ETC	463	845	297
736 MACHINE TOOLS FOR METAL	1 864	872	307	554 SOAPS, CLEANING ETC PREPS	30 428	10 013	3 551
737 METALWORKING MACHNRY NES	27	146	48	562 FERTILIZERS MANUFACTURED	2 608	594	208
741 HEATING, COOLING EQUIPMNT	2 268	956	339	572 EXPLOSIVES, PYROTECH PROD	3 090	1 941	660
742 PUMPS FOR LIQUIDS ETC	90	516	179	582 PROD OF CONDENSATION ETC	122 645	52 725	18 497
743 PUMPS NES, CENTRFUGES ETC	122	730	261	583 PROD OF POLYMERIZING ETC	177 738	51 387	18 169
744 MECHANICAL HANDLING EQU	4 541	1 263	435	584 CELLULOSE DERIVATIVES ETC	15 007	8 168	2 917
745 NONELEC MACHY, TOOLS NES	89	92	34	585 PLASTIC MATERIALS NES	14 344	2 951	1 036
749 NONELEC MACH PTS, ACC NES	5 585	1 372	487	591 PESTICIDES, DISINFECTANTS	14 864	17 203	6 145
752 AUTOMTIC DATA PROC EQUIP	1	99	36	592 STARCH, INULIN, GLUTEN, ETC	6 373	1 806	611
761 TELEVISION RECEIVERS	993	2 217	785	598 MISC CHEMICAL PRODS NES	148 504	41 387	14 574
764 TELECOM EQPT, PTS, ACC NES	189	1 748	587	603 INDUSTRIAL PLANT, CHAP 69	32 668	8 094	2 691
771 ELECTRIC POWER MACHY NES	174	396	135	605 INDUSTRIAL PLANT, CHAP 73	988	2 190	751
772 SWITCHGEAR ETC & PTS NES	868	1 482	518	607 INDUSTRIAL PLANT, CHAP 82	86	2 919	1 003
773 ELECTR DISTRIBUTING MACH	394	123	45	611 LEATHER	785	879	300
775 HOUSEHOLD TYPE EQUIP NES	336	357	125	612 LEATHER ETC MANUFACTURES	402	1 369	483
784 MOTOR VEHCL PTS, ACC NES	26 030	4 927	1 927	613 FUR SKINS TANNED, DRESSED	38	2 290	801
786 VEH NES NONMOTR, TRAILERS	674	133	46	621 MATERIALS OF RUBBER	1 949	3 303	1 181
791 RAILWAY VEHICLES	1 040	213	77	625 RUBBER TYRES, TUBES	11 812	9 202	3 296
792 AIRCRAFT	45	3 270	1 078	628 RUBBER ARTICLES NES	992	3 005	1 058
812 PLUMB, HEATNG, LGHTNG EQU	22 850	6 039	2 122	634 VENEERS, PLYWOOD, ETC	4 235	1 760	646
821 FURNITURE	363	214	73	635 WOOD MANUFACTURES NES	1 838	456	159
831 TRAVEL GOODS, HANDBAGS	512	2 059	721	641 PAPER AND PAPERBOARD	27 705	14 497	5 195
842 MENS OUTERWEAR NOT KNIT	25 572	102 416	35 953	642 ARTICLES OF PAPER ETC	7 706	4 031	1 450
843 WOMENS OUTERWEAR NONKNIT	72 289	256 804	90 936	651 TEXTILE YARN AND THREAD	55 477	46 015	16 159
844 UNDERWEAR NOT KNIT	24 415	45 982	16 088	652 COTTON FABRICS, WOVEN	6 645	14 484	5 064
845 UNDERWEAR KNIT NONELASTC	54 172	205 856	73 004	653 WOVN MAN-MADE FIB FABRIC	7 453	19 168	6 731
846 UNDERWEAR KNITTED	33 622	90 182	32 420	654 OTH WOVN TEXTILE FABRIC	2 187	5 951	2 113
847 TXTL CLTHNG ACCESSYS NES	861	2 163	748	655 KNIT ETC FABRICS	938	1 835	661
848 HEADGEAR, NONTXTL CLOTHNG	20 536	272 512	95 426	656 LACE, RIBBONS, TULLE, ETC	382	1 786	630
851 FOOTWEAR	1 180	2 593	883	657 SPECIAL TEXTILE ETC PROD	2 742	8 426	2 955
871 OPTICAL INSTRUMENTS	8	1 799	606	658 TEXTILE ARTICLES NES	1 339	1 478	523
874 MEASURNG, CONTROLNG INSTR	6	2 402	817	659 FLOOR COVERINGS ETC	364	659	228
882 PHOTO, CINEMA SUPPLIES	18	232	82	661 CEMENT ETC BUILDING PROD	8 886	212	71
883 DEVELOPED CINEMA FILM	33	871	318	662 CLAY, REFRACTORY BLDG PRD	135 099	18 066	6 234
892 PRINTED MATTER	3 013	2 199	756	663 OTH NONMETAL MINERAL MFS	43 161	19 099	6 727
893 ARTICLES OF PLASTIC NES	334	316	114	664 GLASS	11 556	4 006	1 402
894 TOYS, SPORTING GOODS, ETC	421	385	137	665 GLASSWARE	904	1 241	432
895 OFFICE SUPPLIES NES	186	224	79	666 POTTERY	295	581	202
896 WORKS OF ART ETC	22	999	361	671 PIG IRON ETC	38 825	4 007	1 451
897 GOLD, SILVER WARE, JEWELRY	17	1 052	368	672 IRON, STL PRIMARY FORMS	58 308	3 922	1 366
898 MUSICAL INSTRUMENTS, PTS	185	707	248	673 IRON AND STEEL SHAPES	325 634	29 516	10 299
899 OTHER MANUFACTURED GOODS	1 355	1 304	452	674 IRN, STL UNIV, PLATE, SHEET	316 856	56 607	20 668
941 ZOO ANIMALS, PETS	19	177	64	675 IRON, STEEL HOOP, STRIP	27 181	7 712	2 717
951 WAR FIREARMS, AMMUNITION	1 098	773	273	676 RAILWY RAILS ETC IRN, STL	5 871	1 228	420
961, COIN NONGOLD, NONCURRENT	1	407	139	677 IRN, STL WIRE EXCL W ROD	11 611	2 860	1 027
972 GOLD COIN		281	98	678 IRON, STL TUBES, PIPES, ETC	72 008	17 005	6 010
				679 IRN, STL CASTINGS UNWORKE	1 039	183	61
EXPORTS	6 806 770	3 390 053	1 193 552	681 SILVER, PLATINUM, ETC	46	2 608	900
001 LIVE ANIMALS	11 617	5 079	1 854	682 COPPER EXC CEMENT COPPER	67 483	34 670	12 264
011 MEAT FRESH, CHILLD, FROZEN	7 274	2 228	732	683 NICKEL	378	829	299
022 MILK AND CREAM	2 981	598	205	684 ALUMINIUM	37 833	18 953	6 653
023 BUTTER	2 715	1 719	621	685 LEAD	9 677	1 321	442
024 CHEESE AND CURD	1 664	665	228	686 ZINC	9 450	2 647	929
025 EGGS, BIRDS, FRESH, PRSRVD	1 986	859	310	687 TIN	86	272	94
				689 NON-FER BASE METALS NES	51	313	109

7 IMPORTS AND EXPORTS (SPECIAL TRADE) BY COUNTRIES OF PRODUCTION AND CONSUMPTION AND BY GROUPS OF THE SITC-REV. II 1984

GROUP DESCRIPTION	DT * 100 KG	1 000 DM	1 000 \$	GROUP DESCRIPTION	DT * 100 KG	1 000 DM	1 000 \$
691 STRUCTURES AND PARTS NES	9 704	8 663	3 056	121 TOBACCO UNMNFCTD, REFUSE	893	768	262
692 METAL TANKS, BOXES, ETC	924	699	247	212 FUR SKINS UNRESSED	1 305	48 739	17 623
693 WIRE PRODUCTS NON ELECTR	2 466	2 632	939	223 SEEDS FOR OTH FIXED OILS	8 205	1 035	350
694 STL, COPPR NAILS, NUTS, ETC	2 298	2 644	943	233 RUBBER, SYNTHETIC, RECLAIMD	54 213	13 852	4 927
695 TOOLS	5 015	17 230	6 075	246 PULPWOOD, CHIPS, WOODWASTE	7 026	106	40
696 CUTLERY	880	3 103	1 113	247 OTH WOOD ROUGH, SQUARED	94 051	2 228	831
697 BASE MTL HOUSEHOLD EQUIP	1 154	2 221	776	248 WOOD SHAPED	2 776 651	206 186	71 293
699 OTHER METAL MANUFACTURES	10 319	13 185	4 756	251 PULP AND WASTE PAPER	498 672	50 431	18 039
700 INDUSTRIAL PLANT, CHAP 84	8 972	32 134	11 303	261 SILK	2 194	3 698	1 307
703 INDUSTRIAL PLANT, CHAP 85	208	2 369	823	263 COTTON	177 933	83 247	29 765
711 STEAM BOILERS & AUX PLNT	31 144	34 954	11 934	267 OTHER MAN-MADE FIBRES	41 802	4 610	1 626
712 STEAM ENGINES, TURBINES	320	3 248	1 106	268 WOOL (EXC TOPS), ANML HAIR	2 148	818	276
713 INTRNL COMBUS PISTN ENGN	31 847	93 939	32 989	271 FERTILIZERS, CRUDE	-	-	-
714 ENGINES & MOTORS NES	16	557	203	273 STONE, SAND AND GRAVEL	36 232	680	239
716 ROTATING ELECTRIC PLANT	8 951	29 237	10 428	274 SULPHUR ETC	28 311	1 001	347
718 OTH POWER GENERATG MACHY	861	2 442	835	277 NATURAL ABRASIVES NES	-	164	55
721 AGRIC MACHY, EXC TRACTORS	3 992	2 970	1 027	278 OTHER CRUDE MINERALS	312 525	11 670	4 127
722 TRACTORS NON-ROAD	21 780	11 664	3 832	282 IRON AND STEEL SCRAP	959 102	15 396	5 419
723 CIVIL ENGINEERG EQUIP ETC	143 075	94 611	32 786	288 NONFERR METAL SCRAP NES	59 929	4 627	1 587
724 TEXTILE, LEATHER MACHNRY	121 772	259 387	90 245	289 PREC METAL ORE, WASTE NES	9	409	135
725 PAPER ETC MILL MACHINERY	3 692	6 520	2 969	291 CRUDE ANIMAL MTRIALS NES	50 093	6 050	2 105
726 PRINTG, BKBINDG MACHY, PTS	7 292	14 593	5 203	292 CRUDE VEG MATERIALS NES	5 647	1 550	552
727 FOOD MACHRY NON-DOMESTIC	2 552	10 941	3 874	322 COAL, LIGNITE, PEAT	2 802 245	28 250	9 667
728 OTH MACHY FOR SPCL INDUS	33 061	92 257	32 827	333 CRUDE PETROLEUM	57 650 427	3 451 983	1 212 850
736 MACHINE TOOLS FOR METAL	54 565	65 589	23 317	334 PETROLEUM PRODUCTS, REFIN	60 070 893	3 963 037	1 382 474
737 METALWORKING MACHNRY NES	49 936	11 221	3 976	335 RESIDUAL PETRLM PROD NES	2 321 779	124 760	44 325
741 HEATING, COOLING EQUIPMNT	14 993	50 071	17 439	341 GAS NATURAL AND MANUFCTD	-	-	-
742 PUMPS FOR LIQUIDS ETC	4 790	26 719	9 671	411 ANIMAL OILS AND FATS	10 588	824	296
743 PUMPS NES, CENTRIFUGES ETC	11 359	38 890	13 839	424 FIXED VEG OIL NONSOFT	1 500	406	148
744 MECHANICAL HANDLING EQU	24 433	31 195	11 016	431 PROCESD ANML VEG OIL, ETC	2 097	1 874	667
745 NONELEC MACHY, TOOLS NES	8 535	36 491	12 752	511 HYDROCARBONS NES, DERIVS	336 011	44 773	16 009
749 NONELEC MACH PTS, ACC NES	30 919	70 952	24 928	512 ALCOHOLS, PHENOLS, ETC	544 319	22 388	7 911
751 OFFICE MACHINES	540	3 725	1 299	513 ORGANIC ACIDS, ETC	11 588	1 705	594
752 AUTOMATIC DATA PROC EQUIP	662	14 000	4 819	514 NITROGEN-FUNCTN COMPOUNDS	1 282	1 166	397
759 OFFICE & ADP MCH PTS, ACC	59	2 592	903	515 ORG-INORG COMPOUNDS ETC	1 614	1 955	686
761 TELEVISION RECEIVERS	18 794	56 392	19 895	522 INDRG ELEMNTS, OXIDES, ETC	78 815	9 791	3 422
762 RADIO BROADCAST RECEIVRS	2 019	10 982	3 850	523 OTHR INORGANIC CHEMICALS	199 513	19 144	6 777
763 SOUND RECORDRS, PHONOGRPH	7 512	17 574	6 191	524 RADIOACTIVE ETC MATERIAL	1 351	205 432	72 841
764 TELECOM EQPT, PTS, ACC NES	13 564	131 549	46 468	541 MEDICINAL ETC PRODUCTS	1 473	10 434	3 713
771 ELECTRIC POWER MACHY NES	3 142	15 336	5 403	551 ESSENTL OIL, PERFUME, ETC	181	1 462	531
772 SWITCHGEAR ETC & PTS NES	8 325	57 451	20 310	582 PROD OF CONDENSATION ETC	6 550	1 343	469
773 ELECTR DISTRIBUTING MACH	12 037	14 727	5 050	583 PROD OF POLYMERIZING ETC	278 370	44 708	15 903
774 ELECTRO-MEDCL, XRAY EQUIP	9	5 217	1 800	584 CELLULOSE DERIVATIVES ETC	1 881	319	104
775 HOUSEHOLD TYPE EQUIP NES	4 116	16 435	5 771	591 PESTICIDES, DISINFECTANTS	491	121	47
776 TRANSISTORS, VALVES, ETC	23 040	50 447	17 714	598 MISC CHEMICAL PRODS NES	275 962	1 027	352
778 ELECTRICAL MACHINERY NES	30 569	47 024	16 679	613 FUR SKINS TANNED, DRESSED	200	4 752	1 694
781 PASS MOTOR VEH EXC BUSES	34 109	55 926	19 560	621 MATERIALS OF RUBBER	5 757	651	225
782 LORRIES, SPCL MTR VEH NES	136 252	48 051	17 150	625 RUBBER TYRES, TUBES	628	230	80
783 ROAD MOTOR VEHICLES NES	219 444	78 125	27 597	634 VENEERS, PLYWOOD, ETC	147 825	11 509	4 076
784 MOTOR VEHCL PTS, ACC NES	81 768	183 156	65 050	635 WOOD MANUFACTURES NES	3 139	928	323
785 MOTOR & OTHER CYCLES ETC	150	301	109	641 PAPER AND PAPERBOARD	380 199	28 137	9 968
786 VEH NES NONMOTR, TRAILERS	9 452	6 513	2 270	642 ARTICLES OF PAPER ETC	135	263	94
791 RAILWAY VEHICLES	7 683	10 352	3 726	653 WOVN MAN-MADE FIB FABRIC	253	215	74
792 AIRCRAFT	127	7 140	2 536	658 TEXTILE ARTICLES NES	1 098	650	221
793 SHIPS AND BOATS	4 612	9 088	2 954	659 FLOOR COVERINGS ETC	2 908	30 903	10 960
801 INDUSTRIAL PLANT, CHAP 90	101	4 146	1 417	664 GLASS	58 790	2 531	896
812 PLUMB, HEATNG, LGHTNG EQU	429	2 417	845	665 GLASSWARE	1 264	451	158
821 FURNITURE	14 011	10 386	3 700	666 POTTERY	1 885	516	180
842 MENS OUTERWEAR NOT KNIT	69	351	117	667 PEARL, PREC-, SEMI-P STONE	104	101 564	35 265
843 WOMENS OUTERWEAR NONKNIT	46	413	139	671 PIG IRON ETC	428 821	25 265	8 569
844 UNDERWEAR NOT KNIT	42	93	33	672 IRON, STL PRIMARY FORMS	14 614	994	352
845 OUTERWEAR KNIT NONELASTC	57	580	194	673 IRON AND STEEL SHAPES	7 109	591	205
846 UNDERWEAR KNITTED	416	1 475	531	674 IRN, STL UNIV, PLATE, SHEET	60 138	4 127	1 474
847 TXTL CLTHNG ACCESSYS NES	180	786	273	677 IRN, STL WIRE EXCL W ROD	36 803	2 729	934
848 HEADGEAR, NONTXTL CLOTHNG	535	2 582	924	678 IRON, STL TUBES, PIPES, ETC	116 237	7 641	2 714
851 FOOTWEAR	34	159	55	679 IRN, STL CASTINGS UNWORKE	1 748	99	35
871 OPTICAL INSTRUMENTS	77	5 816	1 980	681 SILVER, PLATINUM, ETC	68	114 700	40 389
872 MEDICAL INSTRUMENTS NES	965	17 204	6 060	682 COPPER EXC CEMENT COPPER	225 481	89 000	30 692
873 METERS & COUNTERS NES	199	1 714	613	683 NICKEL	171 044	235 150	80 991
874 MEASURING, CONTROLNG INSTR	3 584	58 219	20 327	684 ALUMINIUM	67 162	25 317	8 951
881 PHOTO APPAR & EQUIPT NES	998	8 463	2 994	689 NON-FER BASE METALS NES	4 762	6 403	2 303
882 PHOTO, CINEMA SUPPLIES	4 904	10 908	3 833	694 STL, COPPR NAILS, NUTS, ETC	2 555	468	163
883 DEVELOPED CINEMA FILM	6	131	47	695 TOOLS	1 502	487	169
884 OPTICAL GOODS NES	55	1 835	653	696 CUTLERY	169	114	38
885 WATCHES AND CLOCKS	639	10 533	3 707	699 OTHER METAL MANUFACTURES	4 166	2 217	788
892 PRINTED MATTER	4 437	9 441	3 405	713 INTRNL COMBUS PISTN ENGN	228	92	34
893 ARTICLES OF PLASTIC NES	6 461	6 083	2 090	716 ROTATING ELECTRIC PLANT	5 844	2 238	811
894 TOYS, SPORTING GOODS, ETC	518	3 127	1 139	722 TRACTORS NON-ROAD	1 169	362	126
895 OFFICE SUPPLIES NES	1 772	6 391	2 263	723 CIVIL ENGINEERG EQUIP ETC	2 574	2 689	944
897 GOLD, SILVER WARE, JEWELRY	45	693	240	724 TEXTILE, LEATHER MACHNRY	1 105	929	320
898 MUSICAL INSTRUMENTS, PTS	1 513	9 358	3 323	726 PRINTG, BKBINDG MACHY, PTS	1 66	188	66
899 OTHER MANUFACTURED GOODS	2 536	13 174	4 613	728 OTH MACHY FOR SPCL INDUS	22 100	5 966	2 125
951 WAR FIREARMS, AMMUNITION	85	621	225	736 MACHINE TOOLS FOR METAL	12 355	8 128	2 882
971 GOLD, NON MONETARY NES	-	1 459	493	737 METALWORKING MACHNRY NES	919	333	123
				741 HEATING, COOLING EQUIPMNT	430	236	74
				742 PUMPS FOR LIQUIDS ETC	646	112	39
				743 PUMPS NES, CENTRIFUGES ETC	344	356	129
				744 MECHANICAL HANDLING EQU	1 950	889	323
				749 NONELEC MACH PTS, ACC NES	7 462	4 987	1 736
				752 AUTOMATIC DATA PROC EQUIP	13	213	73
				761 TELEVISION RECEIVERS	443	619	205
				762 RADIO BROADCAST RECEIVRS	605	283	98
				764 TELECOM EQPT, PTS, ACC NES	87	335	125
				771 ELECTRIC POWER MACHY NES	688	272	95
				772 SWITCHGEAR ETC & PTS NES	16	283	93
				774 ELECTRO-MEDCL, XRAY EQUIP	18	401	133
				775 HOUSEHOLD TYPE EQUIP NES	17 488	4 611	1 627
				776 TRANSISTORS, VALVES, ETC	70	213	71
				778 ELECTRICAL MACHINERY NES	11 207	3 013	1 067
				781 PASS MOTOR VEH EXC BUSES	111 492	50 420	17 954
				782 LORRIES, SPCL MTR VEH NES	660	1 148	397
				784 MOTOR VEHCL PTS, ACC NES	1 897	1 341	467
				785 MOTOR & OTHER CYCLES ETC	284	232	80
				786 VEH NES NONMOTR, TRAILERS	1 584	147	51
				792 AIRCRAFT	6	183	66
SOVIET UNION							
IMPORTS	225 445 051	14 391 583	5 051 592				
001 LIVE ANIMALS	668	1 032	358				
011 MEAT FRESH, CHILLD, FROZEN	276	276	92				
034 FISH FRESH, CHILLED, FROZN	1 113	349	127				
036 SHELL FISH FRESH, FROZEN	6 510	1 901	665				
037 FISH ETC PREPD PRSVD NES	1 319	15 938	5 542				
042 RICE	2 536	196	76				
045 CEREALS NES UNMILSD	2 531	204	72				
054 VEG ETC FRSH, SMPLY PRSVD	3 535	443	153				
056 VEGETBLES ETC PRSVD, PREPD	20 117	3 012	1 064				
057 FRUIT, NUTS, FRESH, DRIED	15 365	4 425	1 581				
058 FRUIT PRESERVED, PREPARED	4 724	1 060	359				
061 SUGAR AND HONEY	103 458	19 782	6 953				
074 TEA AND MATE	3 253	2 133	759				
075 SPICES	2 803	408	150				
098 EDIBLE PRODCTS, PREPS NES	41	107	40				
112 ALCOHOLIC BEVERAGES	49 405	29 143	10 039				

7 IMPORTS AND EXPORTS (SPECIAL TRADE) BY COUNTRIES OF PRODUCTION AND CONSUMPTION AND BY GROUPS OF THE SITC-REV. II 1984

GROUP DESCRIPTION	DT * 100 KG	1 000 DM	1 000 \$	GROUP DESCRIPTION	DT * 100 KG	1 000 DM	1 000 \$
793 SHIPS AND BOATS	744 810	18 012	6 467	675 IRON, STEEL HOOP, STRIP	1 713 374	272 948	96 146
821 FURNITURE	70 372	19 832	6 962	677 IRN, STL WIRE EXCL W ROD	33 910	9 715	3 430
843 WOMENS OUTERWEAR NONKNIT	34	102	36	678 IRON, STL TUBES, PIPES ETC	10 778 881	1 254 149	438 193
847 TXTL CLTHNG ACCESSRY NES	86	355	128	679 IRN, STL CASTINGS UNWORKE	28 703	6 740	2 317
851 FOOTWEAR	3 053	4 302	1 479	681 SILVER, PLATINUM, ETC		108	36
871 OPTICAL INSTRUMENTS	643	1 376	498	682 COPPER EXC CEMENT COPPER	35 155	56 703	19 820
872 MEDICAL INSTRUMENTS NES	20	536	187	683 NICKEL	54	416	151
874 MEASURING, CONTROLING INSTR	338	1 764	612	684 ALUMINIUM	10 049	8 843	3 071
883 DEVELOPED CINEMA FILM	4	116	41	685 LEAD	35 281	4 672	1 618
885 WATCHES AND CLOCKS	45	593	203	686 ZINC	462	86	30
892 PRINTED MATTER	1 139	716	249	689 NON-FER BASE METALS NES	1 507	6 940	2 356
894 TOYS, SPORTING GOODS, ETC	2 340	2 705	928	691 STRUCTURES AND PARTS NES	65 640	74 133	27 311
896 WORKS OF ART ETC	96	5 764	2 044	692 METAL TANKS, BOXES, ETC	6 005	3 195	1 092
897 GOLD, SILVER WARE, JEWELRY	2	175	61	693 WIRE PRODUCTS NON ELECTR	14 522	8 229	2 916
899 OTHER MANUFACTURED GOODS	97	1 696	586	694 STL, COPPR NAILS, NUTS, ETC	393	1 131	407
951 WAR FIREARMS, AMMUNITION	33	309	105	695 TOOLS	5 413	35 430	12 382
961 COIN NONGOLD, NONCURRENT		123	43	696 CUTLERY	24	166	56
971 GOLD, NON MONETARY NES	139	455 080	157 697	697 BASE METL HOUSEHOLD EQUIP	85	127	47
972 GOLD COIN		923	333	699 OTHER METAL MANUFACTURES	73 601	32 649	11 585
EXPORTS	36 018 451	10 766 790	3 800 119	700 INDUSTRIAL PLANT, CHAP 84	363 231	1 267 136	446 817
001 LIVE ANIMALS	19 824	10 307	3 553	703 INDUSTRIAL PLANT, CHAP 85	43 161	201 146	71 975
011 MEAT FRESH, CHILLD, FROZEN	241 058	76 656	28 868	711 STEAM BOILERS & AUX PLNT	1 169	2 860	984
037 FISH ETC PREPD PRSVD NES	2	97	36	712 STEAM ENGINES, TURBINES	44	365	131
041 WHEAT ETC UNMILLED	4 488 135	172 655	63 135	713 INTRNL COMBUS PISTN ENGN	7 644	27 788	10 177
043 BARLEY UNMILLED	248 365	9 146	3 004	714 ENGINES & MOTORS NES	1 864	57 510	18 887
045 CEREALS NES UNMILLED	3 475	406	145	716 ROTATING ELECTRIC PLANT	2 693	11 428	3 991
046 WHEAT ETC MEAL OR FLOUR	416 330	22 142	8 280	718 OTH POWER GENERATG MACHY	380	4 274	1 489
048 CEREAL ETC PREPARATIONS	306	155	55	721 AGRIC MACHY, EXC TRACTORS	7 432	7 020	2 507
054 VEG ETC FRSH, SPLY PRSVD	1 002	691	255	722 TRACTORS NON-ROAD	1 177	1 595	532
057 FRUIT, NUTS, FRESH, DRIED	2 299	2 189	787	723 CIVIL ENGINEERG EQUIP ETC	103 863	142 420	49 457
061 SUGAR AND HONEY	1 726 615	88 213	32 238	724 TEXTILE, LEATHER MACHNRY	19 094	129 419	44 998
071 COFFEE AND SUBSTITUTES	679	1 106	357	725 PAPER ETC MILL MACHINERY	4 999	27 635	9 582
081 FEEDING STUFF FOR ANIMLS	2 058	393	135	726 PRINTG, BKBINDG MACHY, PTS	5 343	36 946	12 870
098 EDIBLE PRODCTS, PREPS NES	137	340	120	727 FOOD MACHNRY NON-DOMESTIC	4 006	20 330	7 229
112 ALCOHOLIC BEVERAGES	4 116	686	244	728 OTH MACHY FOR SPCL INDOU	161 163	445 418	157 185
122 TOBACCO MFRS	57	172	61	736 MACHINE TOOLS FOR METAL	149 849	778 000	277 875
211 HIDES, SKINS, UNDRESSED	368	187	61	737 METALWORKING MACHNRY NES	12 906	49 515	17 416
233 RUBBER, SYNTHETIC, RECLAIND	50 028	32 444	11 212	741 HEATING, COOLING EQUIPMNT	68 757	234 031	82 631
248 WOOD SHAPED	4 111	2 023	704	742 PUMPS FOR LIQUIDS ETC	11 630	52 794	18 462
251 PULP AND WASTE PAPER	4 201	767	262	743 PUMPS NES, CENTRFUGES ETC	21 031	88 137	30 624
263 COTTON	786	700	229	744 MECHANICAL HANDLING EQU	67 678	140 502	48 169
266 SYNTHETIC FIBRE TO SPIN	176 860	98 374	34 723	745 NONELEC MACHY, TOOLS NES	30 234	215 713	75 675
267 OTHER MAN-MADE FIBRES	67 342	25 741	9 382	749 NONELEC MACH PTS, ACC NES	47 202	153 019	54 417
278 OTHER CRUDE MINERALS	4 085	1 206	436	751 OFFICE MACHINES	343	3 314	1 143
287 BASE METAL ORES, CONC NES	15 547	2 015	704	752 AUTOMTIC DATA PROC EQUIP	474	26 770	9 568
292 CRUDE VEG MATERIALS NES	10 935	16 118	5 819	759 OFFICE & ADP MCH PTS, ACC	285	7 818	2 683
334 PETROLEUM PRODUCTS, REFIN	489 770	66 983	24 084	761 TELEVISION RECEIVERS	417	2 369	828
335 RESIDUAL PETRLM PROD NES	690 895	38 518	13 749	762 RADIO BROADCAST RECEIVRS	134	1 400	486
423 FIXED VEG OILS, SOFT	85 096	22 608	8 303	763 SOUND RECORDRS, PHONOGRPH	384	6 250	2 866
424 FIXED VEG OIL NONSOFT	15 002	5 521	1 991	764 TELECOM EQPT, PTS, ACC NES	344	10 186	3 596
431 PROCESD ANML VEG OIL, ETC	32 983	7 924	2 790	771 ELECTRIC POWER MACHY NES	1 209	3 948	1 393
511 HYDROCARBONS NES, DERIVS	339 187	34 620	12 039	772 SWITCHGEAR ETC & PTS NES	4 285	77 641	27 871
512 ALCOHOLS, PHENOLS, ETC	274 109	62 152	21 874	773 ELECTR DISTRIBUTING MACH	26 536	20 300	7 004
513 ORGANIC ACIDS, ETC	264 408	65 500	23 546	774 ELECTRO-MEDCL, XRAY EQUIP	1 718	46 547	16 187
514 NITROGEN-FUNCTN COMPOUNDS	205 869	145 024	51 900	775 HOUSEHOLD TYPE EQUIP NES	408	1 939	678
515 ORG-INORG COMPOUNDS ETC	39 079	34 657	12 597	776 TRANSISTORS, VALVES, ETC	117	3 996	1 396
516 OTHER ORGANIC CHEMICALS	30 921	35 689	13 209	778 ELECTRICAL MACHINERY NES	104 071	91 171	31 881
522 INORG ELEMNTS, OXIDES, ETC	413 250	51 424	18 419	781 PASS MOTOR VEH EXC BUSES	2 476	5 442	1 883
523 OTHR INORGANIC CHEMICALS	101 890	15 578	5 532	782 LORRIES, SPCL MTR VEH NES	11 631	19 003	6 580
524 RADIOACTIVE ETC MATERIAL	1 132	18 327	6 895	783 ROAD MOTOR VEHICLES NES	25 653	30 185	9 920
531 SYNT DYE, NAT INDOG, LAKES	26 565	41 030	14 856	784 MOTOR VEHCL PTS, ACC NES	30 927	109 939	39 923
532 DYES NES, TANNING PRODS	6 095	1 376	496	786 VEH NES NONMOTR, TRAILERS	19 625	13 648	4 694
533 PIGMENTS, PAINTS, ETC	115 906	67 411	23 957	791 RAILWAY VEHICLES	135 339	28 009	9 979
541 MEDICINAL ETC PRODUCTS	1 657	8 921	3 116	793 SHIPS AND BOATS	16	151	56
551 ESSENTL OIL, PERFUME, ETC	1 716	10 551	3 683	801 INDUSTRIAL PLANT, CHAP 90	6 689	38 667	13 728
553 PERFUMERY, COSMETICS, ETC	4 703	1 560	513	812 PLUMB, HEATNG, LGHTNG EQU	164	648	225
554 SOAPS, CLEANING ETC PREPS	249 202	83 107	29 707	821 FURNITURE	2 066	5 415	1 909
562 PROD OF CONDENSATION ETC	307 747	163 796	58 433	831 TRAVEL GOODS, HANDBAGS	46	170	58
583 PROD OF POLYMERIZING ETC	398 024	130 897	46 314	842 MENS OUTERWEAR NOT KNIT	375	1 869	652
584 CELLULOSE DERIVATIVES ETC	99 202	37 276	13 403	843 WOMENS OUTERWEAR NONKNIT	2 364	46 819	16 504
585 PLASTIC MATERIALS NES	14 029	5 270	1 871	845 OUTERWEAR KNIT NONELASTC	461	5 071	1 845
591 PESTICIDES, DISINFECTANTS	107 276	139 280	48 356	846 UNDERWEAR KNITTED	135	1 464	501
592 STARCH, INULIN, GLUTEN, ETC	30 677	10 510	3 713	847 TXTL CLTHNG ACCESSRY NES	21	215	73
598 MISC CHEMICAL PRODS NES	205 502	94 432	33 513	848 HEADGEAR, NONTXTL CLOTHNG	61	1 099	368
605 INDUSTRIAL PLANT, CHAP 73	153 226	293 146	103 716	851 FOOTWEAR	14 056	71 060	24 616
607 INDUSTRIAL PLANT, CHAP 82	835	3 708	1 339	871 OPTICAL INSTRUMENTS	547	22 565	7 882
611 LEATHER	510	1 324	458	872 MEDICAL INSTRUMENTS NES	639	19 004	6 582
612 LEATHER ETC MANUFACTURES	6 515	11 646	4 004	873 METERS & COUNTERS NES	31	809	276
621 MATERIALS OF RUBBER	6 336	7 041	2 466	874 MEASURING, CONTROLING INSTR	17 641	207 175	72 644
625 RUBBER TYRES, TUBES	437	338	116	881 PHOTO APPAR & EQUIPT NES	1 036	14 612	5 150
628 RUBBER ARTICLES NES	13 735	20 718	7 404	882 PHOTO, CINEMA SUPPLIES	7 272	17 436	5 905
634 VENEERS, PLYWOOD, ETC	14 921	4 961	1 675	884 OPTICAL GOODS NES	556	6 941	2 456
635 WOOD MANUFACTURES NES	2 612	2 259	746	885 WATCHES AND CLOCKS	2	173	58
641 PAPER AND PAPERBOARD	400 019	115 200	40 462	892 PRINTED MATTER	7 481	18 306	6 388
642 ARTICLES OF PAPER ETC	60 414	22 489	7 677	893 ARTICLES OF PLASTIC NES	72 229	39 630	13 854
651 TEXTILE YARN AND THREAD	171 749	186 623	66 099	894 TOYS, SPORTING GOODS, ETC	822	1 787	610
652 COTTON FABRICS, WOVEN	16 970	39 042	13 880	895 OFFICE SUPPLIES NES	1 336	4 026	1 341
653 WOVN MAN-MADE FIB FABRIC	32 615	84 690	29 702	896 WORKS OF ART ETC	6	306	106
654 OTH WOVN TEXTILE FABRIC	428	440	160	897 GOLD, SILVER WARE, JEWELRY		352	118
655 KNIT ETC FABRICS	16 406	38 181	13 692	898 MUSICAL INSTRUMENTS, PTS	3 083	10 715	3 706
656 LACE RIBBONS, TULLE, ETC	395	959	330	899 OTHER MANUFACTURED GOODS	1 735	4 228	1 433
657 SPECIAL TEXTILE ETC PROD	45 749	40 884	14 387	POLAND			
658 TEXTILE ARTICLES NES	159	245	81	IMPORTS	50 654 925	2 766 198	970 849
659 FLOOR COVERINGS ETC	625	443	160	001 LIVE ANIMALS	145 823	45 396	15 978
661 CEMENT ETC BUILDING PROD	4 924	1 046	357	011 MEAT FRESH, CHILLD, FROZEN	208 687	131 273	44 390
662 CLAY, REFRACTORY BLDG PRD	21 085	9 134	3 041	014 MEAT PREPD, PRSVD, NES ETC	77 475	36 417	12 880
663 OTH NONMETAL MINERAL MFS	34 153	25 932	9 232	024 CHEESE AND CURD	3 375	668	243
664 GLASS	509	861	221	025 EGGS, BIRDS, FRESH, PRSRVD	1 731	353	134
665 GLASSWARE	238	633	221	034 FISH FRESH, CHILLED, FROZN	38 056	14 696	5 126
671 PIG IRON ETC	3 331	2 822	1 042	036 SHELL FISH FRESH, FROZEN	9 537	2 190	803
672 IRON, STL PRIMARY FORMS	343 185	30 024	10 187	043 BARLEY UNMILLED	5 004	288	103
673 IRON AND STEEL SHAPES	370 580	42 897	15 175	045 CEREALS NES UNMILLED	8 663	771	269
674 IRN, STL UNIV, PLATE, SHEET	7 760 671	689 625	241 508				

7 IMPORTS AND EXPORTS (SPECIAL TRADE) BY COUNTRIES OF PRODUCTION AND CONSUMPTION AND BY GROUPS OF THE SITC-REV. 11 1984

GROUP DESCRIPTION	DT * 100 KG	1 000 DM	1 000 \$	GROUP DESCRIPTION	DT * 100 KG	1 000 DM	1 000 \$
048 CEREAL ETC PREPARATIONS	18 223	2 211	775	692 METAL TANKS,BOXES,ETC	8 586	2 169	750
054 VEG ETC FRSH,SMPLY PRSVD	432 487	47 152	16 720	693 WIRE PRODUCTS NON ELECTR	17 635	2 809	977
056 VEGETABLES ETC PRSVD,PREPD	37 096	4 863	1 727	694 STL,COPPR NAILS,NUTS,ETC	93 179	12 679	4 470
057 FRUIT,NUTS,FRESH,DRIED	480 927	27 116	9 437	695 TOOLS	17 682	12 449	4 374
058 FRUIT PRESERVED,PREPARED	472 432	81 548	29 087	697 BASE MTL HOUSEHOLD EQUIP	10 525	4 120	1 456
061 SUGAR AND HONEY	236 340	10 698	3 738	699 OTHER METAL MANUFACTURES	68 672	10 866	3 807
062 SUGAR PREPS NON-COCOA	2 454	650	233	711 STEAM BOILERS & AUX PLNT	541	1 64	58
072 COCOA	30 743	37 198	13 111	713 INTRNL COMBUS PISTN ENGN	3 624	1 866	663
073 CHOCOLATE AND PRODUCTS	11 747	2 321	818	716 ROTATING ELECTRIC PLANT	10 290	5 924	2 116
075 SPICES	10 186	3 025	1 070	721 AGRIC MACHY,EXC TRACTORS	11 355	1 487	525
081 FEEDING STUFF FOR ANIMLS	218 980	7 959	2 871	722 TRACTORS NON-ROAD	971	352	127
112 ALCOHOLIC BEVERAGES	8 506	3 613	1 274	723 CIVIL ENGINEERG EQUIP ETC	5 070	2 238	793
121 TOBACCO UNMNFCTRD,REFUSE	7 198	4 676	1 652	724 TEXTILE,LEATHER MACHNRY	3 263	1 748	604
211 HIDES,SKINS,UNDRESSED	24 559	776	274	727 FOOD MACHRY NON-DOMESTIC	2 820	3 660	1 309
212 FUR SKINS UNDRESSED	536	19 929	7 292	728 OTH MACHRY FOR SPCL INDUS	19 202	5 360	1 861
222 SEEDS FOR'SOFT'FIXED OIL	42 457	4 818	1 692	736 MACHINE TOOLS FOR METAL	7 186	5 938	2 066
223 SEEDS FOR OTH FIXED OILS	19 014	3 716	1 317	737 METALWORKING MACHNRY NES	721	1 068	361
233 RUBBER SYNTHETIC,RECLAIMD	64 950	9 891	3 467	741 HEATING,COOLING EQUIPMNT	2 062	660	233
245 FUEL WOOD NES,CHARCOAL	72 917	3 311	1 177	742 PUMPS FOR LIQUIDS ETC	531	390	131
246 PULPWOOD,CHIPS,WOODWASTE	189 058	1 567	550	743 PUMPS NES,CENTRIFUGES ETC	39 821	7 021	2 486
247 OTH WOOD ROUGH,SQUARED	397 415	7 876	2 738	744 MECHANICAL HANDLING EQU	7 394	1 722	610
248 WOOD SHAPED	602 366	25 747	9 128	745 NONELEC MACHY,TOOLS NES	1 536	1 244	427
251 PULP AND WASTE PAPER	123 960	9 927	3 488	749 NONELEC MACH PTS,ACC NES	16 908	10 648	3 739
263 COTTON	5 999	470	171	751 OFFICE MACHINES	267	329	115
265 VEG FIBRE,EXCL COTN JUTE	2 914	370	131	759 OFFICE & ADP MCH PTS,ACC	5	187	61
266 SYNTHETIC FIBRE TO SPIN	2 915	647	225	761 TELEVISION RECEIVERS	528	465	162
267 OTHER MAN-MADE FIBRES	28 199	3 478	1 216	762 RADIO BROADCAST RECEIVRS	3 057	4 245	1 455
269 WASTE OF TEXTILE FABRICS	8 716	620	214	763 SOUND RECORDRS,PHONOGRPH	4 175	4 655	1 613
273 STONE,SAND AND GRAVEL	2 248 751	1 797	637	764 TELECOM EQPT,PTS,ACC NES	3 321	2 658	915
274 SULPHUR ETC	865 467	29 527	10 417	771 ELECTRIC POWER MACHY NES	1 272	554	191
277 NATURAL ABRASIVES NES	736	96	36	772 SWITCHGEAR ETC & PTS NES	1 953	7 145	2 507
278 OTHER CRUDE MINERALS	388 214	3 902	1 333	773 ELECTR DISTRIBUTING MACH	69	114	40
282 IRON AND STEEL SCRAP	521 743	11 140	3 960	774 ELECTRO-MEDCL,XRAY EQUIP	1	91	30
287 BASE METAL DRES,CONC NES	1 375 998	114 540	39 614	775 HOUSEHOLD TYPE EQUIP NES	6 822	4 908	1 740
288 NONFERR METAL SCRAP NES	32 861	6 533	2 321	776 TRANSISTORS,VALVES,ETC	10	470	170
289 PREC METAL DRE,WASTE NES	11	516	180	778 ELECTRICAL MACHINERY NES	51 870	11 413	3 997
291 CRUDE ANIMAL MTRIALS NES	48 287	20 477	7 263	781 PASS MOTOR VEH EXC BUSES	8 117	4 802	1 694
292 CRUDE VEG MATERIALS NES	68 882	14 066	5 783	782 LORRIES,SPCL MTR VEH NES	264	531	175
322 COAL,LIGNITE,PEAT	30 151 953	362 308	127 672	783 ROAD MOTOR VEHICLES NES	432	200	74
323 BRIQUETS,COKE,SEMI-COKE	31 973	569	199	784 MOTOR VEHCL PTS,ACC NES	840	1 150	396
334 PETROLEUM PRODUCTS,REFIN	1 169 035	78 150	27 590	785 MOTOR & OTHER CYCLES ETC	3 710	1 894	681
335 RESIDUAL PETRLM PROD NES	839 661	41 080	14 524	786 VEH NES NONMOTR,TRAILERS	12 698	2 402	814
341 GAS NATURAL AND MANUFCTD				792 AIRCRAFT	18	155	54
411 ANIMAL OILS AND FATS	563	98	33	793 SHIPS AND BOATS	445 349	70 645	24 011
423 FIXED VEG OILS,SOFT	32 469	6 121	2 025	812 PLUMBGG,HEATNG,LGHTNG EQU	12 288	2 649	937
424 FIXED VEG OIL NONSOFT	2 058	265	94	821 FURNITURE	202 723	68 289	24 022
431 PROCESD ANML VEG OIL,ETC	60 716	5 943	2 064	831 TRAVEL GOODS,HANDBAGS	938	3 499	1 226
511 HYDROCARBONS NES,DERIVS	209 885	20 924	7 382	842 MENS OUTERWEAR NOT KNIT	18 388	86 067	30 152
512 ALCOHOLS,PHENOLS,ETC	548	144	50	843 WOMENS OUTERWEAR NONKNIT	20 209	128 468	45 252
513 ORGANIC ACIDS,ETC	1 548	861	304	844 UNDERWEAR NOT KNIT	10 634	45 918	16 109
514 NITROGEN-FUNCTN COMPOUNDS	24 682	5 885	2 089	845 OUTERWEAR KNIT NONELASTC	4 652	19 200	6 800
515 ORG-INORG COMPOUNDS ETC	25 259	6 588	2 404	846 UNDERWEAR KNITTED	8 292	16 477	5 818
516 OTHER ORGANIC CHEMICALS	26 399	3 903	1 396	847 TXTL CLTHNG ACCESRY NES	323	939	329
522 INORG ELEMNTS,OXIDES,ETC	157 763	13 488	4 779	848 HEADGEAR,NONTXTL CLOTHNG	1 888	20 378	7 103
523 OTHR INORGANIC CHEMICALS	182 995	6 662	2 350	851 FOOTWEAR	19 880	37 488	13 160
531 SYNT DYE,NAT INDOGO,LAKES	298	332	119	871 OPTICAL INSTRUMENTS	228	979	338
533 PIGMENTS,PAINTS,ETC	1 440	410	143	872 MEDICAL INSTRUMENTS NES	158	1 550	552
541 MEDICINAL ETC PRODUCTS	286	1 614	559	873 METERS & COUNTERS NES	125	132	46
551 ESSENTL OIL,PERFUME,ETC	1 467	413	141	874 MEASURNG,CONTROLNG INSTR	2 452	6 727	2 363
554 SOAPS,CLEANING ETC PREPS	2 040	415	147	881 PHOTO APPAR & EQUIPT NES	183	137	47
562 FERTILIZERS MANUFACTURED	497 211	16 447	5 821	883 DEVELOPED CINEMA FILM		156	52
572 EXPLOSIVES,PYROTECH PROD	6 150	882	306	884 OPTICAL GOODS NES	4	180	62
582 PROD OF CONDENSATION ETC	256 014	17 112	6 033	885 WATCHES AND CLOCKS	125	168	59
583 PROD OF POLYMERIZING ETC	34 147	6 712	2 415	892 PRINTED MATTER	1 241	715	248
591 PESTICIDES,DISINFECTANTS	1 014	252	81	893 ARTICLES OF PLASTIC NES	514	333	113
592 STARCH,INULIN,GLUTEN,ETC	28 199	9 628	3 393	894 TOYS,SPORTING GOODS,ETC	10 841	5 472	1 899
598 MISC CHEMICAL PRODS NES	87 797	3 364	1 181	896 WORKS OF ART ETC	199	886	314
611 LEATHER	146	1 007	349	897 GOLD,SILVER WARE,JEWELRY	15	1 276	460
612 LEATHER ETC MANUFACTURES	97	382	136	898 MUSICAL INSTRUMENTS,PTS	752	2 042	726
613 FUR SKINS TANNED,DRESSED	11	305	100	899 OTHR MANUFACTURED GOODS	14 046	5 761	2 027
621 MATERIALS OF RUBBER	9 760	1 803	631	941 ZOO ANIMALS,PETS	290	236	84
625 RUBBER TYRES,TUBES	3 563	1 409	503	961 COIN NONGOLD,NONCURRENT	8	933	338
634 VENEERS,PLYWOOD,ETC	105 798	6 231	2 210				
635 WOOD MANUFACTURES NES	131 591	8 889	3 113	EXPORTS	6 408 665	2 356 671	827 030
641 PAPER AND PAPERBOARD	272 818	22 683	8 013				
642 ARTICLES OF PAPER ETC	271	116	39	001 LIVE ANIMALS	198	117	41
651 TEXTILE YARN AND THREAD	2 022	1 772	606	011 MEAT FRESH,CHILLD,FROZEN	163 819	31 225	11 277
652 COTTON FABRICS,WOVEN	3 349	3 756	1 320	012 MEAT DRIED,SALTED,SMOKED	1 511	540	189
653 WOVN MAN-MADE FIB FABRIC	1 834	1 817	639	014 MEAT PREPD,PRSVD,NES ETC	11 444	4 177	1 507
654 OTH WOVN TEXTILE FABRIC	1 962	4 425	1 584	022 MILK AND CREAM	21 827	1 496	522
655 KNIT ETC FABRICS	1 062	1 206	427	024 CHEESE AND CURD	1 691	692	231
656 LACE,RIBBONS,TULLE,ETC	301	355	126	034 FISH FRESH,CHILLED,FROZN	13 144	2 738	979
657 SPECIAL TEXTILE ETC PROD	6 654	830	294	037 FISH ETC PREPD PRSVD NES	387	146	51
658 TEXTILE ARTICLES NES	6 664	7 787	2 790	041 WHEAT ETC UNMILLED	1 407 415	56 278	20 506
659 FLOOR COVERINGS ETC	1 928	589	200	042 RICE	856	95	34
661 CEMENT ETC BUILDING PROD	1 997 954	15 327	5 373	043 BARLEY UNMILLED	100 020	3 600	1 247
662 CLAY,REFRACTORY BLDG PRD	2 682	225	80	044 MAIZE UNMILLED	37	111	42
663 OTH NONMETAL MINERAL MFS	88 877	4 466	1 581	046 WHEAT ETC MEAL OR FLOUR	3 477	337	120
664 GLASS	67 014	2 071	731	048 CEREAL ETC PREPARATIONS	101 020	9 682	3 384
665 GLASSWARE	155 890	11 322	3 984	057 FRUIT,NUTS,FRESH,DRIED	6 162	1 128	382
666 POTTERY	1 465	473	162	058 FRUIT PRESERVED,PREPARED	5 981	1 306	466
671 PIG IRON ETC	19 749	2 771	1 011	061 SUGAR AND HONEY	5 042	682	244
672 IRON,STL PRIMARY FORMS	127 004	5 782	2 223	062 SUGAR PREPS NON-COCOA	434	244	80
673 IRON AND STEEL SHAPES	1 386 702	94 507	33 408	071 COFFEE AND SUBSTITUTES	6 133	6 226	2 149
674 IRN,STL UNIV,PLATE,SHEET	318 980	23 510	8 195	072 COCOA	4 564	3 443	1 232
675 IRON,STEEL HOOP,STRIP	44 063	3 023	1 034	073 CHOCOLATE AND PRODUCTS	6 706	4 735	1 639
676 RAILWAY RAILS ETC IRN,STL	30 817	1 874	667	074 TEA AND MATE	975	881	326
677 IRN,STL WIRE EXCL W ROD	15 073	1 286	461	075 SPICES	890	455	158
678 IRON,STL TUBES,PIPES,ETC	89 028	10 695	3 729	081 FEEDING STUFF FOR ANIMLS	659 397	46 482	16 250
679 IRN,STL CASTINGS UNWORKE	30 542	2 778	970	091 MARGARINE AND SHORTENING	3 639	705	250
681 SILVER,PLATINUM,ETC	924	67 759	23 712	098 EDIBLE PRODCTS,PREPS NES	13 421	8 133	2 851
682 COPPER EXC CEMENT COPPER	928 101	359 997	126 355	111 NON-ALCOHL BEVERAGES NES	5 751	794	277
684 ALUMINIUM	6 619	2 461	854	112 ALCOHOLIC BEVERAGES	16 907	2 281	781
686 ZINC	43 607	10 984	3 688	122 TOBACCO MFRS	1 377	3 607	1 261
691 STRUCTURES AND PARTS NES	78 795	9 214	3 226	211 HIDES,SKINS,UNDRESSED	9 991	4 801	1 679

7 IMPORTS AND EXPORTS (SPECIAL TRADE) BY COUNTRIES OF PRODUCTION AND CONSUMPTION AND BY GROUPS OF THE SITC-REV. II 1984

GROUP DESCRIPTION	DT = 100 KG	1 000 DM	1 000 \$	GROUP DESCRIPTION	DT = 100 KG	1 000 DM	1 000 \$
222 SEEDS FOR SOFT FIXED OIL	1 505	359	130	737 METALWORKING MACHNRY NES	1 605	9 087	3 186
233 RUBBER, SYNTHETIC, RECLAIMED	20 401	6 400	2 203	741 HEATING, COOLING EQUIPMNT	7 903	28 014	9 863
248 WOOD SHAPED	3 892	840	291	742 PUMPS FOR LIQUIDS ETC	2 344	15 859	5 503
251 PULP AND WASTE PAPER	7 873	1 106	377	743 PUMPS NES, CENTRIFUGES ETC	4 168	22 219	7 813
263 COTTON	15 625	6 532	2 295	744 MECHANICAL HANDLING EQU	11 307	30 625	10 723
266 SYNTHETIC FIBRE TO SPIN	18 681	7 756	2 660	745 NONELEC MACHY, TOOLS NES	5 113	28 055	9 847
267 OTHER MAN-MADE FIBRES	9 621	3 755	1 307	749 NONELEC MACH PTS, ACC NES	26 414	64 264	22 482
268 WOOL (EXC TOPS), ANML HAIR	1 761	1 385	497	751 OFFICE MACHINES	89	1 126	396
269 WASTE OF TEXTILE FABRICS	2 777	981	346	752 AUTOMATIC DATA PROC EQUIP	125	2 827	979
273 STONE, SAND AND GRAVEL	54 558	1 224	419	759 OFFICE & ADP MCH PTS, ACC	429	2 186	788
277 NATURAL ABRASIVES NES	10	261	93	761 TELEVISION RECEIVERS	348	1 407	479
278 OTHER CRUDE MINERALS	47 226	2 803	985	762 RADIO BROADCAST RECEIVRS	116	631	220
287 BASE METAL ORES, CONC NES	36 872	2 506	858	763 SOUND RECORDRS, PHONOGRPH	125	2 766	949
291 CRUDE ANIMAL MTRIALS NES	724	280	95	764 TELECOM EQPT, PTS, ACC NES	428	4 428	1 560
292 CRUDE VEG MATERIALS NES	5 252	3 753	1 336	771 ELECTRIC POWER MACHY NES	122	1 655	603
334 PETROLEUM PRODUCTS, REFIN	130 062	28 725	10 037	772 SWITCHGEAR ETC & PTS NES	1 431	13 542	4 780
335 RESIDUAL PETRLM PROD NES	10 183	1 970	684	773 ELECTR DISTRIBUTING MACH	65 939	27 500	9 481
411 ANIMAL OILS AND FATS	529	93	34	774 ELECTRO-MEDCL, XRAY EQUIP	443	16 328	5 801
423 FIXED VEG OILS, SOFT	5 661	1 301	423	775 HOUSEHOLD TYPE EQUIP NES	906	3 053	1 066
431 PROCESSED ANML VEG OIL, ETC	136 691	22 615	8 151	776 TRANSISTORS, VALVES, ETC	82	4 160	1 480
511 HYDROCARBONS NES, DERIVS	60 403	11 690	4 089	778 ELECTRICAL MACHINERY NES	49 210	33 218	11 819
512 ALCOHOLS, PHENOLS, ETC	139 344	35 425	12 302	781 PASS MOTOR VEH EXC BUSES	91 265	90 949	31 735
513 ORGANIC ACIDS, ETC	50 714	18 458	6 486	782 LORRIES, SPCL MTR VEH NES	27 353	13 937	4 954
514 NITROGEN-FUNCTN COMPOUNDS	34 717	22 578	7 921	783 ROAD MOTOR VEHICLES NES	1 901	2 048	739
515 ORG-INORG COMPOUNDS ETC	36 852	37 976	13 236	784 MOTOR VEHCL PTS, ACC NES	31 242	19 657	6 806
516 OTHER ORGANIC CHEMICALS	43 929	11 612	4 096	785 MOTOR & OTHER CYCLES ETC	121	416	149
522 INORG ELEMNTS, OXIDES, ETC	265 703	27 350	9 644	786 VEH NES NONMOTR, TRAILERS	9 247	6 160	2 195
523 OTHR INORGANIC CHEMICALS	40 225	8 391	2 952	791 RAILWAY VEHICLES	210	1 177	408
524 RADIOACTIVE ETC MATERIAL		403	142	793 SHIPS AND BOATS	62	142	50
531 SYNT DYE, NAT INDOGO, LAKES	5 454	16 487	5 798	801 INDUSTRIAL PLANT, CHAP 90	90	110	36
532 DYES NES, TANNING PRODS	6 424	1 683	584	812 PLUMB, HEATING, LGHTNG EQU	1 830	2 904	1 003
533 PIGMENTS, PAINTS, ETC	48 952	28 119	9 761	821 FURNITURE	1 217	1 124	391
541 MEDICINAL ETC PRODUCTS	21 818	115 545	40 476	842 MENS OUTERWEAR NOT KNIT	2 811	8 142	2 843
551 ESSENTIAL OIL, PERFUME, ETC	962	2 562	904	843 WOMENS OUTERWEAR NONKNIT	1 000	3 762	1 331
553 PERFUMERY, COSMETICS, ETC	2 526	3 107	1 100	844 UNDERWEAR NOT KNIT	241	629	225
554 SOAPS, CLEANING ETC PREPS	36 308	11 095	3 853	845 OUTERWEAR KNIT NONELASTC	771	4 252	1 523
562 FERTILIZERS MANUFACTURED	503 070	19 720	7 037	846 UNDERWEAR KNITTED	194	636	229
582 PROD OF CONDENSATION ETC	55 782	38 317	13 428	847 TXTL CLTHNG ACCESSRY NES	717	2 580	911
583 PROD OF POLYMERIZING ETC	169 785	51 030	17 805	848 HEADGEAR, NONTXTL CLOTHNG	567	4 589	1 614
584 CELLULOSE DERIVATIVES ETC	3 999	2 583	899	851 FOOTWEAR	158	632	224
585 PLASTIC MATERIALS NES	5 342	1 347	485	871 OPTICAL INSTRUMENTS	91	1 067	372
591 PESTICIDES, DISINFECTANTS	15 805	30 765	10 938	872 MEDICAL INSTRUMENTS NES	2 359	18 784	6 560
592 STARCH, INULIN, GLUTEN, ETC	35 003	4 951	1 772	873 METERS & COUNTERS NES	90	992	360
598 MISC CHEMICAL PRODS NES	123 759	51 815	18 145	874 MEASURING, CONTROLING INSTR	1 510	34 254	12 104
605 INDUSTRIAL PLANT, CHAP 73	307	149	48	881 PHOTO APPAR & EQUIPT NES	72	1 837	641
611 LEATHER	1 084	9 881	3 455	882 PHOTO, CINEMA SUPPLIES	1 789	4 233	1 516
612 LEATHER ETC MANUFACTURES	4 954	4 601	1 608	883 DEVELOPED CINEMA FILM	8	109	36
613 FUR SKINS TANNED, DRESSED	289	686	238	884 OPTICAL GOODS NES	14	694	240
621 MATERIALS OF RUBBER	6 956	5 797	2 040	885 WATCHES AND CLOCKS	203	1 627	582
625 RUBBER TYRES, TUBES	35 092	20 747	7 252	892 PRINTED MATTER	3 167	5 348	1 902
626 RUBBER ARTICLES NES	21 913	22 677	7 853	893 ARTICLES OF PLASTIC NES	9 282	8 635	3 034
641 PAPER AND PAPERBOARD	42 499	15 952	5 556	894 TOYS, SPORTING GOODS, ETC	1 627	1 879	629
642 ARTICLES OF PAPER ETC	8 604	3 112	1 093	895 OFFICE SUPPLIES NES	309	1 812	626
651 TEXTILE YARN AND THREAD	32 004	35 439	12 413	896 WORKS OF ART ETC	12	253	94
652 COTTON FABRICS, WOVEN	19 613	56 807	20 030	897 GOLD, SILVER WARE, JEWELRY	1	698	238
653 WOVN MAN-MADE FIB FABRIC	21 349	61 550	21 629	898 MUSICAL INSTRUMENTS, PTS	1 846	8 380	2 958
654 OTH WOVEN TEXTILE FABRIC	7 805	30 221	10 709	899 OTHER MANUFACTURED GOODS	1 882	12 877	4 607
655 KNIT ETC FABRICS	5 511	16 062	5 657	941 ZOO ANIMALS, PETS	19	86	30
656 LACE, RIBBONS, TULLE, ETC	458	2 356	830	971 GOLD, NON MONETARY NES		573	189
657 SPECIAL TEXTILE ETC PROD	12 207	24 244	8 433				
658 TEXTILE ARTICLES NES	2 126	3 036	1 055	CZECHOSLOVA			
659 FLOOR COVERINGS ETC	4 704	3 892	1 391	IMPORTS	61 332 966	2 381 688	839 654
662 CLAY, REFRACTORY BLDG PRD	55 139	7 426	2 600	001 LIVE ANIMALS	8 923	3 171	1 113
663 OTH NONMETAL MINERAL MFS	39 278	20 574	7 218	011 MEAT FRESH, CHILDL, FROZEN	96 708	78 427	27 489
664 GLASS	10 524	5 695	1 989	014 MEAT PREPD, PRSVD, NES ETC	9 289	4 803	1 684
665 GLASSWARE	264	1 374	473	025 EGGS, BIRDS, FRESH, PRSRVD	15 892	3 299	1 206
671 PIG IRON ETC	2 560	643	221	034 FISH FRESH, CHILLED, FROZN	13 330	5 825	2 010
673 IRON AND STEEL SHAPES	93 381	17 130	6 083	036 SHELL FISH FRESH, FROZEN	1 135	386	140
674 IRN, STL UNIV, PLATE, SHEET	374 159	55 189	19 327	043 BARLEY UNMILLED	747	130	50
675 IRON, STEEL HOOP, STRIP	35 435	7 887	2 737	048 CEREAL ETC PREPARATIONS	215 359	12 758	4 457
677 IRN, STL WIRE EXCL W ROD	35 692	11 424	3 962	054 VEG ETC FRSH, SMPLY PRSVD	216 231	19 762	6 773
678 IRON, STL TUBES, PIPES, ETC	67 531	26 387	9 049	056 FUELBLETS ETC PRSVD, PREPD	78 616	9 809	3 452
679 IRN, STL CASTINGS UNWORKE	1 117	123	42	057 FRUIT, NUTS, FRESH, DRIED	649 235	11 532	3 908
681 SILVER, PLATINUM, ETC	4	3 494	1 269	058 FRUIT PRESERVED, PREPARED	111 039	13 260	4 698
682 COPPER EXC CEMENT COPPER	6 255	8 494	2 980	061 SUGAR AND HONEY	38 582	6 212	2 179
683 NICKEL	587	1 812	643	062 SUGAR PREPS NON-COCOA	2 670	823	296
684 ALUMINIUM	3 389	3 264	1 132	073 CHOCOLATE AND PRODUCTS	2 172	1 889	652
685 LEAD	11 359	1 901	632	075 SPICES	3 430	1 051	370
687 TIN	74	232	82	081 FEEDING STUFF FOR ANIMLS	9 513	1 027	356
689 NON-FER BASE METALS NES	61	1 379	490	112 ALCOHOLIC BEVERAGES	146 091	9 845	3 452
691 STRUCTURES AND PARTS NES	11 932	7 345	2 478	212 FUR SKINS UNDRRESSED	40	958	325
692 METAL TANKS, BOXES, ETC	4 258	1 596	557	222 SEEDS FOR SOFT FIXED OIL	12 505	1 227	448
693 WIRE PRODUCTS NON ELECTR	20 282	9 597	3 345	223 SEEDS FOR OTH FIXED OILS	2 000	593	206
694 STL, COPPR NAILS, NUTS, ETC	2 808	2 635	929	233 RUBBER, SYNTHETIC, RECLAIMD	50 663	7 048	2 466
695 TOOLS	1 994	14 040	4 908	245 FUEL WOOD NES, CHARCOAL	36 431	1 914	673
696 CUTLERY	13	100	35	246 PULPWOOD, CHIPS, WOODWASTE	4 385 043	28 853	10 169
697 BASE MTL HOUSEHOLD EQUIP	266	323	111	247 OTH WOOD ROUGH, SQUARED	983 333	22 334	7 867
699 OTHER METAL MANUFACTURES	12 402	11 595	4 054	248 WOOD SHAPED	2 354 651	80 466	28 325
700 INDUSTRIAL PLANT, CHAP 84	4 247	9 431	3 101	251 PULP AND WASTE PAPER	303 013	33 417	11 537
703 INDUSTRIAL PLANT, CHAP 85	39	134	43	263 COTTON	7 784	895	302
711 STEAM BOILERS & AUX PLNT	211	1 244	440	266 SYNTHETIC FIBRE TO SPIN	33 424	8 831	3 111
712 STEAM ENGINES, TURBINES	563	1 442	490	267 OTHER MAN-MADE FIBRES	9 559	1 503	524
713 INTRNL COMBUS PISTN ENGN	3 006	9 646	3 425	268 WOOL (EXC TOPS), ANML HAIR	1 349	559	197
714 ENGINES & MOTORS NES	15	88	30	269 WASTE OF TEXTILE FABRICS	34 213	748	266
716 ROTATING ELECTRIC PLANT	1 105	4 261	1 482	273 STONE, SAND AND GRAVEL	431 801	1 289	453
718 OTH POWER GENERATG MACHY	7 354	4 997	1 703	274 SULPHUR ETC	14 685	508	185
721 AGRIC MACHY, EXC TRACTORS	1 822	1 534	515	278 OTHER CRUDE MINERALS	3 101 924	49 145	17 302
722 TRACTORS NON-ROAD	555	320	119	282 IRON AND STEEL SCRAP	151 473	7 842	2 738
723 CIVIL ENGINEERG EQUIP ETC	19 699	19 050	6 732	287 BASE METAL ORES, CONC NES	74 824	6 096	2 141
724 TEXTILE, LEATHER MACHNRY	10 971	56 843	19 898	288 NONFERR METAL SCRAP NES	66 028	4 326	1 527
725 PAPER ETC MILL MACHINERY	447	2 622	936	289 PREC METAL ORE, WASTE NES	189	3 553	1 173
726 PRINTG, BKBDNG MACHY, PTS	1 743	9 863	3 405	291 CRUDE ANIMAL MTRIALS NES	65 386	11 895	4 201
727 FOOD MACHRY NON-DOMESTIC	1 235	10 443	3 545	292 CRUDE VEG MATERIALS NES	24 821	6 861	2 423
728 OTH MACHY FOR SPCL INDUS	31 747	86 039	29 620				
736 MACHINE TOOLS FOR METAL	8 659	46 757	17 049				

7 IMPORTS AND EXPORTS (SPECIAL TRADE) BY COUNTRIES OF PRODUCTION AND CONSUMPTION AND BY GROUPS OF THE SITC-REV. II 1984

GROUP DESCRIPTION	DT * 100 KG	1 000 DM	1 000 \$	GROUP DESCRIPTION	DT * 100 KG	1 000 DM	1 000 \$
322 COAL, LIGNITE, PEAT	28 900 936	182 824	64 416	778 ELECTRICAL MACHINERY NES	1 395	1 289	442
323 BRIQUETS, COKE, SEMI-COKE	1 060 739	15 502	5 457	781 PASS MOTOR VEH EXC BUSES	14 306	5 871	2 151
334 PETROLEUM PRODUCTS, REFIN	5 227 540	304 179	108 081	782 LORRIES, SPCL MTR VEH NES	6 478	4 388	1 525
335 RESIDUAL PETRLM PROD NES	281 043	22 513	8 033	783 ROAD MOTOR VEHICLES NES	367	262	88
341 GAS NATURAL AND MANUFCTD				784 MOTOR VEHCL PTS, ACC NES	2 345	1 680	583
351 ELECTRIC ENERGY, MWH	43 350	3 062	1 174	785 MOTOR & OTHER CYCLES ETC	9 307	5 154	1 823
411 ANIMAL OILS AND FATS	7 312	610	204	786 VEH NES NONMOTR, TRAILERS	1 062	378	132
431 PROCESD ANML VEG OIL, ETC	47 741	5 309	1 861	791 RAILWAY VEHICLES	121	151	56
511 HYDROCARBONS NES, DERIVS	447 279	55 300	19 739	793 SHIPS AND BOATS	855	861	309
512 ALCOHOLS, PHENOLS, ETC	16 773	4 548	1 602	812 PLUMBING, HEATING, LIGHTING EQU	8 942	3 248	1 143
513 ORGANIC ACIDS, ETC	46 795	8 158	2 829	821 FURNITURE	173 369	46 762	16 449
514 NITROGEN-FUNCTN COMPOUNDS	7 816	3 708	1 301	831 TRAVEL GOODS, HANDBAGS	8 040	12 174	4 319
515 ORG-INORG COMPOUNDS ETC	1 415	1 743	627	842 MENS OUTERWEAR NOT KNIT	20 508	59 346	20 869
516 OTHER ORGANIC CHEMICALS	141 325	19 854	6 967	843 WOMENS OUTERWEAR NONKNIT	5 266	23 891	8 329
522 INORG ELEMNTS, OXIDES, ETC	97 078	6 594	2 296	844 UNDERWEAR NOT KNIT	3 069	9 668	3 417
523 OTHR INORGANIC CHEMICALS	189 024	11 321	3 990	845 OUTERWEAR KNIT NONELASTC	9 915	24 716	8 787
531 SYNT DYE, NAT INOGO, LAKES	4 098	6 634	2 348	846 UNDERWEAR KNITTED	9 702	22 048	7 691
532 DYES NES, TANNING PRODS	1 000	152	54	847 TXFL CLTHNG ACCESSRYS NES	3 055	8 463	3 021
533 PIGMENTS, PAINTS, ETC	4 915	558	198	848 HEADGEAR, NONTXFL CLOTHNG	1 863	14 293	4 951
541 MEDICINAL ETC PRODUCTS	489	9 666	3 420	851 FOOTWEAR	16 919	20 266	7 171
554 SOAPS, CLEANING ETC PREPS	15 691	2 861	1 026	872 MEDICAL INSTRUMENTS NES	2 235	1 715	600
562 FERTILIZERS MANUFACTURED	283 967	8 739	3 065	874 MEASURING, CONTROLLNG INSTR	1 106	2 581	912
572 EXPLOSIVES, PYROTECH PROD	1 892	1 163	409	881 PHOTO APPAR & EQUIPT NES	195	252	90
582 PROD OF CONDENSATION ETC	252 557	15 500	5 484	882 PHOTO, CINEMA SUPPLIES	22	115	42
583 PROD OF POLYMERIZING ETC	564 991	74 451	26 208	884 OPTICAL GOODS NES	11	103	38
584 CELLULOSE DERIVATIVES ETC	1 372	362	134	885 WATCHES AND CLOCKS	712	1 612	578
591 PESTICIDES, DISINFECTANTS	1 022	247	87	892 PRINTED MATTER	51 347	16 126	5 675
592 STARCH, INULIN, GLUTEN, ETC	6 941	1 038	376	893 ARTICLES OF PLASTIC NES	9 658	2 059	734
598 MISC CHEMICAL PRODS NES	21 065	3 994	1 399	894 TOYS, SPORTING GOODS, ETC	17 147	10 524	3 682
612 LEATHER ETC MANUFACTURES	2 224	2 365	831	895 OFFICE SUPPLIES NES	996	897	323
613 FUR SKINS TANNED, DRESSED	120	2 653	957	896 WORKS OF ART ETC	608	3 351	1 191
621 MATERIALS OF RUBBER	12 624	2 325	829	897 GOLD, SILVER WARE, JEWELRY	160	4 364	1 535
625 RUBBER TYRES, TUBES	14 344	4 282	1 517	898 MUSICAL INSTRUMENTS, PTS	1 046	2 659	927
628 RUBBER ARTICLES NES	4 509	2 223	792	899 OTHER MANUFACTURED GOODS	15 185	4 444	1 568
634 VENEERS, PLYWOOD, ETC	622 410	24 552	8 626	941 ZOD ANIMALS, PETS	332	841	296
635 WOOD MANUFACTURES NES	806 371	32 235	11 356	951 WAR FIREARMS, AMMUNITION	336	872	304
641 PAPER AND PAPERBOARD	601 553	46 691	16 593	971 GOLD, NON MONETARY NES		492	176
642 ARTICLES OF PAPER ETC	14 997	2 984	1 048				
651 TEXTILE YARN AND THREAD	97 642	28 662	10 056	EXPORTS	4 891 383	2 108 249	733 850
652 COTTON FABRICS, WOVEN	32 340	39 119	13 785				
653 WOVN MAN-MADE FIB FABRIC	23 998	24 714	8 696	001 LIVE ANIMALS	8 065	5 824	2 042
654 OTH WOVEN TEXTILE FABRIC	11 726	11 837	4 154	014 MEAT PREPD, PRSVD, NES ETC	477	659	224
655 KNIT ETC FABRICS	6 821	3 594	1 266	024 CHEESE AND CURD	4 248	2 913	1 013
656 LACE, RIBBONS, TULLE, ETC	904	1 642	580	034 FISH FRESH, CHILLED, FROZN	86 258	14 104	4 995
657 SPECIAL TEXTILE ETC PROD	18 792	6 635	2 370	037 FISH ETC PREPD PRSVD NES	8 457	6 108	2 144
658 TEXTILE ARTICLES NES	35 543	36 928	13 098	041 WHEAT ETC UNMILLED	141 961	5 549	2 004
659 FLOOR COVERINGS ETC	4 577	4 080	1 447	045 CEREALS NES UNMILLED	8 241	636	208
661 CEMENT ETC BUILDING PROD	1 804 037	24 437	8 577	048 CEREAL ETC PREPARATIONS	4 636	2 711	943
662 CLAY, REFRACTORY BLDG PRO	128 017	5 961	2 103	054 VEG ETC FRSH, SMPLY PRSVD	17 931	2 722	944
663 OTH NONMETAL MINERAL MFS	241 730	4 500	1 593	058 FRUIT PRESERVED, PREPARED	1 684	328	115
664 GLASS	260 814	18 164	6 388	061 SUGAR AND HONEY	4 013	451	150
665 GLASSWARE	226 093	27 034	9 503	062 SUGAR PREPS NON-COCCA	1 733	1 001	346
666 POTTERY	3 561	1 529	544	071 COFFEE AND SUBSTITUTES	1 904	2 286	795
671 PIG IRON ETC	123 723	10 936	3 935	072 COCCA	5 858	2 783	947
672 IRON, STL PRIMARY FORMS	331 552	23 313	8 300	073 CHOCOLATE AND PRODUCTS	3 626	4 014	1 398
673 IRON AND STEEL SHAPES	1 536 836	101 424	35 918	081 FEEDING STUFF FOR ANMLs	497 696	56 265	19 792
674 IRN, STL UNIV, PLATE, SHEET	1 040 906	81 871	29 026	098 EDIBLE PRODUCTS, PREPS NES	3 047	2 220	770
675 IRON, STEEL HOOP, STRIP	147 772	10 524	3 772	111 NON-ALCOHOL BEVERAGES NES	1 621	204	70
676 RAILWAY RAILS ETC IRN, STL	6 081	310	103	112 ALCOHOLIC BEVERAGES	2 458	473	160
677 IRN, STL WIRE EXCL W ROD	248 344	17 218	6 144	122 TOBACCO MFRS			
678 IRON, STL TUBES, PIPES, ETC	202 701	17 439	6 148	211 HIDES, SKINS, UNDRESSED	21 966	9 867	3 401
679 IRN, STL CASTINGS UNWORKE	1 081	286	101	222 SEEDS FOR "SOFT" FIXED OIL	8 665	1 351	491
681 SILVER, PLATINUM, ETC	2	954	323	223 SEEDS FOR OTH FIXED OILS	1 537	299	106
684 ALUMINIUM	26 816	8 984	3 260	233 RUBBER, SYNTHETIC, RECLAIMD	78 757	25 618	9 045
689 NON-FER BASE METALS NES	6	348	123	247 OTH WOOD ROUGH, SQUARED	101 093	6 327	2 233
691 STRUCTURES AND PARTS NES	5 139	1 247	452	248 WOOD SHAPED	729	704	242
692 METAL TANKS, BOXES, ETC	4 934	1 071	373	263 COTTON	5 397	2 185	756
693 WIRE PRODUCTS NON ELECTR	31 478	3 277	1 158	266 SYNTHETIC FIBRE TO SPIN	13 200	6 736	2 359
694 STL, COPPR NAILS, NUTS, ETC	62 238	6 892	2 396	267 OTHER MAN-MADE FIBRES	2 420	1 537	521
695 TOOLS	5 970	5 795	2 004	268 WOOL(EXC TOPS), ANML HAIR	740	609	212
696 CUTLERY	90	312	114	273 STONE, SAND AND GRAVEL	5 898	139	48
697 BASE MTL HOUSEHOLD EQUIP	13 556	3 786	1 323	274 SULPHUR ETC	2 821	568	202
699 OTHER METAL MANUFACTURES	38 385	4 898	1 727	277 NATURAL ABRASIVES NES	204	132	47
711 STEAM BOILERS & AUX PLNT	1 724	879	301	278 OTHER CRUDE MINERALS	37 114	2 463	866
712 STEAM ENGINES, TURBINES	2	209	77	282 IRON AND STEEL SCRAP	327 554	6 853	2 383
713 INTRNL COMBUS PISTN ENGN	818	1 121	402	287 BASE METAL ORES, CONC NES	19 227	4 259	1 505
716 ROTATING ELECTRIC PLANT	33 999	12 092	4 207	288 NONFER METAL SCRAP NES	17 684	793	273
718 OTH POWER GENERATG MACHY	795	647	230	291 CRUDE ANIMAL MTRIALS NES	2 187	424	143
721 AGRIC MACHY, EXC TRACTORS	4 371	779	276	292 CRUDE VEG MATERIALS NES	4 976	5 679	2 002
722 TRACTORS NON-ROAD	12 024	4 213	1 503	334 PETROLEUM PRODUCTS, REFIN	197 088	26 850	9 499
723 CIVIL ENGINEERG EQUIP ETC	7 003	4 530	1 614	335 RESIDUAL PETRLM PROD NES	118 727	11 453	3 991
724 TEXTILE, LEATHER MACHNRY	2 305	1 621	578	341 GAS NATURAL AND MANUFCTD			
725 PAPER ETC MILL MACHINERY	219	599	218	411 ANIMAL OILS AND FATS	31 496	5 023	1 737
726 PRINTG, BKBINDG MACHY, PTS	900	1 645	568	423 FIXED VEG OILS, SOFT	11 024	2 406	804
727 FOOD MACHRY NON-DOMESTIC	70	100	33	424 FIXED VEG OIL NONSOFT	17 938	5 955	2 116
728 OTH MACHY FOR SPCL INDUS	5 832	3 476	1 203	431 PROCESD ANML VEG OIL, ETC	5 395	1 907	666
736 MACHINE TOOLS FOR METAL	34 348	20 064	7 057	511 HYDROCARBONS NES, DERIVS	29 220	5 491	1 937
737 METALWORKING MACHNRY NES	175	231	86	512 ALCOHOLS, PHENOLS, ETC	174 324	46 186	16 272
741 HEATING, COOLING EQUIPMNT	3 485	2 046	710	513 ORGANIC ACIDS, ETC	30 789	15 642	5 488
742 PUMPS FOR LIQUIDS ETC	6 389	5 890	2 090	514 NITROGEN-FUNCTN COMPOUNDS	42 945	31 085	11 063
743 PUMPS NES, CENTRIFUGES ETC	1 052	786	269	515 ORG-INORG COMPOUNDS ETC	25 295	21 027	7 465
744 MECHANICAL HANDLING EQU	2 773	1 627	565	516 OTHER ORGANIC CHEMICALS	11 584	6 461	2 243
745 NONELEC MACHY, TOOLS NES	3 769	1 848	645	522 INORG ELEMNTS, OXIDES, ETC	135 409	25 548	9 006
749 NONELEC MACH PTS, ACC NES	28 905	16 291	5 741	523 OTHR INORGANIC CHEMICALS	202 801	26 133	9 258
751 OFFICE MACHINES	625	454	160	524 RADIOACTIVE ETC MATERIAL	2	198	69
752 AUTOMTIC DATA PROC EQUIP	2	168	62	531 SYNT DYE, NAT INOGO, LAKES	5 812	20 081	7 108
762 RADIO BROADCAST RECEIVRS	69	120	39	532 DYES NES, TANNING PRODS	2 115	639	230
763 SOUND RECORDRS, PHONOGRPH	24	95	32	533 PIGMENTS, PAINTS, ETC	38 629	33 058	11 622
764 TELECOM EQPT, PTS, ACC NES	3 745	1 834	632	541 MEDICINAL ETC PRODUCTS	863	11 402	4 028
771 ELECTRIC POWER MACHY NES	93	264	86	551 ESSENTL OIL, PERFUME, ETC	372	2 246	792
772 SWITCHGEAR ETC & PTS NES	230	209	72	553 PERFUMERY, COSMETICS, ETC	5 180	5 595	1 941
773 ELECTR DISTRIBUTING MACH	36 712	7 359	2 598	554 SOAPS, CLEANING ETC PREPS	45 951	16 501	5 827
774 ELECTRO-MEDCL, XRAY EQUIP	18	355	123	562 FERTILIZERS MANUFACTURED	6 866	451	166
775 HOUSEHOLD TYPE EQUIP NES	9 094	4 234	1 512	572 EXPLOSIVES, PYROTECH PROD	16 351	5 534	1 928
776 TRANSISTORS, VALVES, ETC	176	147	55	582 PROD OF CONDENSATION ETC	62 967	46 058	16 084

7 IMPORTS AND EXPORTS (SPECIAL TRADE) BY COUNTRIES OF PRODUCTION AND CONSUMPTION AND BY GROUPS OF THE SITC-REV. 11 1984

GROUP DESCRIPTION	DT * 100 KG	1 000 DM	1 000 \$	GROUP DESCRIPTION	DT * 100 KG	1 000 DM	1 000 \$
583 PROD OF POLYMERIZING ETC	162 650	51 060	17 992	846 UNDERWEAR KNITTED	205	2 126	763
584 CELLULOSE DERIVATIVES ETC	6 702	4 866	1 708	847 TXTL CLTHNG ACCESSRYS NES	193	806	279
585 PLASTIC MATERIALS NES	1 190	317	114	848 HEADGEAR, NONXTL CLOTHNG	201	1 099	385
591 PESTICIDES, DISINFECTANTS	13 966	18 263	6 585	851 FOOTWEAR	279	885	302
592 STARCH, INULIN, GLUTEN, ETC	4 845	2 992	1 054	871 OPTICAL INSTRUMENTS	33	1 405	474
598 MISC CHEMICAL PRODS NES	98 647	46 451	16 349	872 MEDICAL INSTRUMENTS NES	249	7 546	2 539
605 INDUSTRIAL PLANT, CHAP 73	1 631	3 730	1 363	873 METERS & COUNTERS NES	127	1 259	429
611 LEATHER	71	328	115	874 MEASURING, CONTROLLNG INSTR	5 703	92 825	31 332
612 LEATHER ETC MANUFACTURES	1 483	1 257	441	881 PHOTO APPAR & EQUIPT NES	287	3 582	1 206
613 FUR SKINS TANNED, DRESSED	43	1 169	417	882 PHOTO, CINEMA SUPPLIES	2 575	6 474	2 259
621 MATERIALS OF RUBBER	1 482	2 349	826	883 DEVELOPED CINEMA FILM	6	169	63
625 RUBBER TYRES, TUBES	1 046	957	338	884 OPTICAL GOODS NES	154	3 018	1 033
628 RUBBER ARTICLES NES	697	3 767	1 314	885 WATCHES AND CLOCKS	115	1 672	564
634 VENEERS, PLYWOOD, ETC	14 870	2 430	881	892 PRINTED MATTER	4 393	6 360	2 251
635 WOOD MANUFACTURES NES	1 172	393	133	893 ARTICLES OF PLASTIC NES	4 454	7 284	2 553
641 PAPER AND PAPERBOARD	48 665	13 363	4 643	894 TOYS, SPORTING GOODS, ETC	2 019	5 652	1 924
642 ARTICLES OF PAPER ETC	9 258	4 088	1 427	895 OFFICE SUPPLIES NES	369	2 060	693
651 TEXTILE YARN AND THREAD	19 273	23 844	8 410	897 GOLD, SILVER WARE, JEWELRY	6	7 471	2 564
652 COTTON FABRICS, WOVEN	10 499	17 620	6 190	898 MUSICAL INSTRUMENTS, PTS	1 284	7 296	2 566
653 WOVN MAN-MADE FIB FABRIC	3 229	10 283	3 650	899 OTHER MANUFACTURED GOODS	850	4 198	1 442
654 OTH WOVEN TEXTILE FABRIC	2 191	6 726	2 428	941 ZOO ANIMALS, PETS	18	195	67
655 KNIT ETC FABRICS	3 145	8 515	3 011	971 GOLD, NON MONETARY NES		648	225
656 LACE, RIBBONS, TULLE, ETC	401	1 617	574				
657 SPECIAL TEXTILE ETC PROD	4 431	10 361	3 589	HUNGARY			
658 TEXTILE ARTICLES NES	211	913	320				
659 FLOOR COVERINGS ETC	337	834	308	IMPORTS	12 170 270	2 056 526	721 954
661 CEMENT ETC BUILDING PROD	6 509	1 230	428				
662 CLAY, REFRACTORY BLDG PRD	28 456	8 604	3 020	001 LIVE ANIMALS	15 436	5 507	1 961
663 OTH NONMETAL MINERAL MFS	16 214	16 854	5 887	011 MEAT FRESH, CHILLO, FROZEN	339 881	157 525	54 445
664 GLASS	7 775	5 382	1 885	012 MEAT DRIED, SALTED, SMOKED	1 001	812	283
665 GLASSWARE	564	738	253	014 MEAT PREPD, PRSVD, NES ETC	89 774	60 925	21 362
667 PEARL, PREC., SEMI-P STONE	54	239	83	024 CHEESE AND CURD	162	101	34
671 PIG IRON ETC	14 533	4 900	1 655	025 EGGS, BIRDS, FRESH, PRSRVD	8 508	1 680	584
673 IRON AND STEEL SHAPES	725	1 061	352	034 FISH FRESH, CHILLED, FROZN	6 767	3 634	1 283
674 IRN, STL UNIV, PLATE, SHEET	49 040	6 644	2 336	044 MAIZE UNMILLED	45 610	8 794	3 054
675 IRON, STEEL HOOP, STRIP	28 445	8 090	2 861	045 CEREALS NES UNMILLED	17 318	1 216	414
677 IRN, STL WIRE EXCL W ROD	6 459	3 618	1 273	048 CEREAL ETC PREPARATIONS	553	172	55
678 IRON, STL TUBES, PIPES, ETC	1 243 225	160 236	56 773	054 VEG ETC FRSH, SMPLY PRSVD	512 096	40 587	14 071
681 SILVER, PLATINUM, ETC	8	415	143	056 VEGTBLES ETC PRSVD, PREPD	174 739	22 790	7 969
682 COPPER EXC CEMENT COPPER	14 558	10 511	3 714	057 FRUIT, NUTS, FRESH, DRIED	138 615	13 217	4 649
683 NICKEL	487	1 750	627	058 FRUIT PRESERVED, PREPARED	121 431	21 803	7 680
684 ALUMINIUM	1 524	1 398	496	061 SUGAR AND HONEY	42 857	9 585	3 358
685 LEAD	27 573	3 572	1 252	062 SUGAR PREPS NON-COCOA	6 733	1 135	404
686 ZINC	28 353	8 353	3 078	071 COFFEE AND SUBSTITUTES	9 200	947	335
689 NON-FER BASE METALS NES	347	2 139	768	072 COCOA	2 450	3 430	1 209
691 STRUCTURES AND PARTS NES	3 517	3 152	1 085	073 CHOCOLATE AND PRODUCTS	1 952	982	338
692 METAL TANKS, BOXES, ETC	4 675	3 329	1 109	075 SPICES	22 877	8 109	2 849
693 WIRE PRODUCTS NON ELECTR	1 816	2 409	831	081 FEEDING STUFF FOR ANIMLS	219 335	8 668	3 008
694 STL, COPPR NAILS, NUTS, ETC	3 313	1 726	599	091 MARGARINE AND SHORTENING	2 289	705	239
695 TOOLS	2 098	21 706	7 559	098 EDIBLE PRODCTS, PREPS NES	16 386	3 471	1 195
696 CUTLERY	475	4 320	1 498	112 ALCOHOLIC BEVERAGES	264 959	31 537	11 168
697 BASE MTL HOUSEHOLD EQUIP	688	729	254	121 TOBACCO UNMNFCTRD, REFUSE	1 138	863	297
699 OTHER METAL MANUFACTURES	20 828	23 416	8 229	211 HIDES, SKINS, UNDRRESSED	13 905	139	48
700 INDUSTRIAL PLANT, CHAP 84	2 807	12 598	4 487	212 FUR SKINS UNDRRESSED	134	3 136	1 169
711 STEAM BOILERS & AUX PLNT	5 132	10 161	3 396	222 SEEDS FOR SOFT FIXED OIL	249 505	27 609	9 350
712 STEAM ENGINES, TURBINES	2	347	118	223 SEEDS FOR OTH FIXED OILS	117 097	15 399	5 315
713 INTRNL COMBUS PISTN ENGN	1 385	7 852	2 760	233 RUBBER, SYNTHETIC, RECLAIMD	14 369	864	301
714 ENGINES & MOTORS NES	113	2 082	721	245 FUEL WOOD NES, CHARCOAL	35 387	2 388	869
716 ROTATING ELECTRIC PLANT	4 223	13 888	4 813	246 PULPWOOD, CHIPS, WOODWASTE	53 681	590	204
718 OTH POWER GENERATG MACHY	871	2 903	1 013	247 OTH WOOD ROUGH, SQUARED	5 318	178	60
721 AGRIC MACHY, EXC TRACTORS	3 428	7 990	2 714	248 WOOD SHAPED	132 204	6 984	2 466
722 TRACTORS NON-ROAD	1 144	2 858	951	263 COTTON	17 329	1 586	560
723 CIVIL ENGINEER EQUIP ETC	13 992	35 054	11 815	265 VEG FIBRE, EXCL COTN JUTE	5 453	183	65
724 TEXTILE, LEATHER MACHNRY	7 742	48 596	16 407	266 SYNTHETIC FIBRE TO SPIN	5 530	1 706	621
725 PAPER ETC MILL MACHINERY	2 119	9 348	3 289	267 OTHER MAN-MADE FIBRES	15 175	3 152	1 129
726 PRINTG, BKBINDG MACHY, PTS	3 516	12 607	4 247	268 WOOL(EXC TOPS), ANML HAIR	5 752	5 007	1 763
727 FOOD MACHRY NON-DOMESTIC	534	3 060	1 032	269 WASTE OF TEXTILE FABRICS	8 448	426	150
728 OTH MACHY FOR SPCL INDUS	33 558	114 577	39 752	277 NATURAL ABRASIVES NES	5 497	779	279
736 MACHINE TOOLS FOR METAL	15 592	87 626	29 730	278 OTHER CRUDE MINERALS	150 480	2 264	798
737 METALWORKING MACHNRY NES	3 344	17 963	6 212	282 IRON AND STEEL SCRAP	27 637	1 616	562
741 HEATING, COOLING EQUIPMNT	10 064	38 305	13 161	287 BASE METAL ORES, CONC NES	1 323	97	35
742 PUMPS FOR LIQUIDS ETC	5 348	24 950	8 661	288 NONFER METAL SCRAP NES	115 837	21 817	7 633
743 PUMPS NES, CENTRIFUGES ETC	5 361	23 947	8 314	289 PREC METAL ORE, WASTE NES	14	10 467	3 648
744 MECHANICAL HANDLING EQU	14 299	36 098	12 409	291 CRUDE ANIMAL MTRIALS NES	79 331	67 135	23 227
745 NONELEC MACHY, TOOLS NES	7 001	50 265	17 375	292 CRUDE VEG MATERIALS NES	82 456	16 474	5 712
749 NONELEC MACH PTS, ACC NES	13 284	62 930	21 968	334 PETROLEUM PRODUCTS, REFIN	1 375 915	92 556	33 439
751 OFFICE MACHINES	348	3 388	1 131	335 RESIDUAL PETRLM PROD NES	637 929	43 136	15 035
752 AUTOMTIC DATA PROC EQUIP	436	13 462	4 581	341 GAS NATURAL AND MANUFCTD			
759 OFFICE & ADP MCH PTS, ACC	119	4 126	1 430	411 ANIMAL OILS AND FATS	68 715	8 796	3 078
761 TELEVISION RECEIVERS	807	3 326	1 195	423 FIXED VEG OILS, SOFT	5 425	970	329
762 RADIO BROADCAST RECEIVRS	59	325	112	424 FIXED VEG OIL NONSOFT	1 000	219	71
763 SOUND RECORDRS, PHONOGRPH	52	1 740	595	431 PROCESD ANML VEG OIL, ETC	873	115	38
764 TELECOM EQPT, PTS, ACC NES	553	6 995	2 414	511 HYDROCARBONS NES, DERIVS	550 345	54 051	18 769
771 ELECTRIC POWER MACHY NES	161	3 018	1 026	512 ALCOHOLS, PHENOLS, ETC	21 699	1 718	605
772 SWITCHGEAR ETC & PTS NES	1 028	16 957	5 859	513 ORGANIC ACIDS, ETC	726	225	83
773 ELECTR DISTRIBUTING MACH	1 346	1 976	686	514 NITROGEN-FUNCTN COMPOUNDS	11 945	11 031	3 846
774 ELECTRO-MEDCL, XRAY EQUIP	472	18 837	6 304	515 ORG-INORG COMPOUNDS ETC	12 023	13 846	4 908
775 HOUSEHOLD TYPE EQUIP NES	458	1 913	661	516 OTHER ORGANIC CHEMICALS	1 352	279	99
776 TRANSISTORS, VALVES, ETC	597	5 246	1 822	522 INORG ELEMNTS, OXIDES, ETC	21 464	3 170	1 120
778 ELECTRICAL MACHINERY NES	47 736	46 534	16 138	523 OTHR INORGANIC CHEMICALS	172 553	6 489	2 276
781 PASS MOTOR VEH EXC BUSES	5 765	9 310	3 278	533 PIGMENTS, PAINTS, ETC	2 185	767	271
782 LORRIES, SPCL MTR VEH NES	10 189	18 326	6 027	541 MEDICINAL ETC PRODUCTS	266	2 667	917
783 ROAD MOTOR VEHICLES NES	455	358	117	551 ESSENTL OIL, PERFUME, ETC	54	569	204
784 MOTOR VEHCL PTS, ACC NES	4 975	8 222	2 819	554 SOAPS, CLEANING ETC PREPS	5 495	1 166	409
785 MOTOR & OTHER CYCLES ETC	642	1 646	570	562 FERTILIZERS MANUFACTURED	2 098 818	64 469	22 536
786 VEH NES NONMOTR, TRAILERS	2 262	2 339	802	572 EXPLOSIVES, PYROTECH PROD	2 201	333	121
791 RAILWAY VEHICLES	3 668	2 429	833	582 PROD OF CONDENSATION ETC	2 396	1 250	433
792 AIRCRAFT	3	101	35	583 PROD OF POLYMERIZING ETC	112 134	16 842	5 949
793 SHIPS AND BOATS	36	326	114	584 CELLULOSE DERIVATIVES ETC	3 408	940	329
801 INDUSTRIAL PLANT, CHAP 90	49	693	247	585 PLASTIC MATERIALS NES	63	603	203
812 PLUMBNG, HEATING, LGHTNG EQU	543	1 271	427	591 PESTICIDES, DISINFECTANTS	508	131	47
821 FURNITURE	961	983	336	598 MISC CHEMICAL PRODS NES	22 990	2 454	853
842 MENS OUTERWEAR NOT KNIT	1 261	5 464	1 915	611 LEATHER	2 896	5 610	1 991
843 WOMENS OUTERWEAR NONKNIT	456	2 479	843	612 LEATHER ETC MANUFACTURES	2 200	7 969	2 790
845 OUTERWEAR KNIT NONELASTC	220	2 034	722	613 FUR SKINS TANNED, DRESSED	112	4 107	1 441

7 IMPORTS AND EXPORTS (SPECIAL TRADE) BY COUNTRIES OF PRODUCTION AND CONSUMPTION AND BY GROUPS OF THE SITC-REV. II 1984

GROUP DESCRIPTION	DT * 100 KG	1 000 DM	1 000 \$	GROUP DESCRIPTION	DT * 100 KG	1 000 DM	1 000 \$
621 MATERIALS OF RUBBER	2 430	694	238	EXPORTS	5 578 595	2 743 727	960 751
625 RUBBER TYRES, TUBES	17 699	4 872	1 715				
628 RUBBER ARTICLES NES	8 634	2 444	860	001 LIVE ANIMALS	148	143	49
634 VENEERS, PLYWOOD, ETC	16 191	1 070	377	011 MEAT FRESH, CHILLED, FROZEN	48 008	9 967	3 565
635 WOOD MANUFACTURES NES	376 444	22 327	7 785	037 FISH ETC PREPARED NES	5 074	3 596	1 232
641 PAPER AND PAPERBOARD	5 041	299	106	044 MAIZE UNMILLED	494	484	186
642 ARTICLES OF PAPER ETC	1 664	265	87	048 CEREAL ETC PREPARATIONS	1 847	536	182
651 TEXTILE YARN AND THREAD	12 926	8 138	2 916	054 VEG ETC FRSH, SIMPLY PREPARED	3 060	446	161
652 COTTON FABRICS, WOVEN	2 527	4 946	1 746	058 FRUIT PRESERVED, PREPARED	413	272	96
653 WOVEN MAN-MADE FIB FABRIC	1 312	1 349	470	061 SUGAR AND HONEY	2 161	189	66
654 OTH WOVEN TEXTILE FABRIC	89	323	113	072 COCOA	1 683	1 265	438
655 KNIT ETC FABRICS	1 830	1 092	384	073 CHOCOLATE AND PRODUCTS	1 481	1 424	496
657 SPECIAL TEXTILE ETC PROD	6 048	2 736	961	075 SPICES	1 261	1 200	419
658 TEXTILE ARTICLES NES	15 316	15 956	5 658	081 FEEDING STUFF FOR ANIMALS	800 598	92 509	32 558
659 FLOOR COVERINGS ETC	23 357	7 991	2 792	098 EDIBLE PRODUCTS, PREPS NES	1 838	1 465	527
661 CEMENT ETC BUILDING PROD	6 925	429	162	111 NON-ALCOHOL BEVERAGES NES	1 166	140	49
662 CLAY, REFRACTORY BLDG PRD	38 397	2 817	990	112 ALCOHOLIC BEVERAGES	11 636	2 130	741
663 OTH NONMETAL MINERAL MFS	2 832	1 144	403	122 TOBACCO MFRS	849	2 541	878
664 GLASS	114 616	7 114	2 528	211 HIDES, SKINS, UNDRESSED	26 149	13 407	4 682
665 GLASSWARE	304 341	17 722	6 297	223 SEEDS FOR OTH FIXED OILS	1 024	173	66
666 POTTERY	2 372	4 689	1 632	232 NATURAL RUBBER, GUMS	484	200	74
672 IRON, STL PRIMARY FORMS	81 100	5 309	1 861	233 RUBBER, SYNTHETIC, RECLAIMED	46 659	15 923	5 568
673 IRON AND STEEL SHAPES	1 007 853	61 689	22 086	247 OTH WOOD ROUGH, SQUARED	7 608	588	206
674 IRN, STL UNIV, PLATE, SHEET	435 030	32 596	11 553	248 WOOD SHAPED	6 299	387	131
675 IRON, STEEL HOOP, STRIP	3 702	256	91	263 COTTON	2 900	1 068	369
677 IRN, STL WIRE EXCL W ROD	31 069	2 429	861	266 SYNTHETIC FIBRE TO SPIN	60 987	25 944	9 112
678 IRON, STL TUBES, PIPES, ETC	225 977	18 856	6 651	267 OTHER MAN-MADE FIBRES	18 916	9 377	3 324
679 IRN, STL CASTINGS UNWORKED	33 501	3 682	1 294	268 WOOL (EXC TOPS), ANML HAIR	910	1 022	351
681 SILVER, PLATINUM, ETC	24	2 004	709	269 WASTE OF TEXTILE FABRICS	7 013	683	243
682 COPPER EXC CEMENT COPPER	65 845	26 697	9 392	273 STONE, SAND AND GRAVEL	84 439	985	339
683 NICKEL	689	948	311	277 NATURAL ABRASIVES NES	206	296	100
684 ALUMINIUM	42 899	20 908	7 341	278 OTHER CRUDE MINERALS	117 612	3 594	1 253
691 STRUCTURES AND PARTS NES	7 118	3 419	1 196	287 BASE METAL ORES, CONC NES	37 824	2 766	974
692 METAL TANKS, BOXES, ETC	6 447	3 572	1 258	288 NONFERR METAL SCRAP NES	16 529	5 632	2 018
694 STL, COPPER NAILS, NUTS, ETC	18 601	2 324	809	291 CRUDE ANIMAL MATERIALS NES	1 029	1 684	562
695 TOOLS	9 560	5 882	2 061	292 CRUDE VEG MATERIALS NES	5 176	10 399	3 657
696 CUTLERY	68	92	32	322 COAL, LIGNITE, PEAT	1 660	84	30
697 BASE METAL HOUSEHOLD EQUIP	19 329	7 833	2 730	323 BRIQUETS, COKE, SEMI-COKE	615 767	17 205	5 674
699 OTHER METAL MANUFACTURES	73 748	19 270	6 763	334 PETROLEUM PRODUCTS, REFIN	16 149	5 682	2 007
712 STEAM ENGINES, TURBINES	68	125	41	335 RESIDUAL PETROLEUM PROD NES	25 900	3 067	1 079
713 INTRNL COMBUS PISTN ENGN	3 468	3 707	1 359	411 ANIMAL OILS AND FATS	265	136	48
714 ENGINES & MOTORS NES	158	361	128	424 FIXED VEG OIL NONSOFT	7 163	2 121	747
716 ROTATING ELECTRIC PLANT	20 988	12 851	4 530	431 PROCESSED ANML VEG OIL, ETC	21 530	6 102	2 140
718 OTH POWER GENERATING MACH	1 074	2 122	733	511 HYDROCARBONS NES, DERIVS	36 600	7 631	2 696
721 AGRIC MACH, EXC TRACTORS	36 384	28 142	9 836	512 ALCOHOLS, PHENOLS, ETC	181 700	36 037	12 691
723 CIVIL ENGINEERING EQUIP ETC	34 077	7 927	2 768	513 ORGANIC ACIDS, ETC	62 428	28 075	9 924
724 TEXTILE, LEATHER MACHINERY	2 989	2 666	949	514 NITROGEN-FUNCTION COMPOUNDS	58 229	46 026	15 909
725 PAPER ETC MILL MACHINERY	267	171	59	515 ORG-INORG COMPOUNDS ETC	21 273	20 873	7 392
727 FOOD MACHINERY NON-DOMESTIC	10	112	41	516 OTHER ORGANIC CHEMICALS	64 963	22 688	7 952
728 OTH MACHINERY FOR SPCL INDUS	29 022	13 444	4 727	522 INORG ELEMENTS, OXIDES, ETC	313 817	30 002	10 467
736 MACHINE TOOLS FOR METAL	9 918	10 966	3 872	523 OTHER INORGANIC CHEMICALS	316 498	32 141	11 260
737 METALWORKING MACHINERY NES	2 801	1 978	683	524 RADIOACTIVE ETC MATERIAL	2	266	95
741 HEATING, COOLING EQUIPMENT	3 973	2 488	891	531 SYNT DYE, NAT INDIGO, LAKES	8 934	23 659	8 317
742 PUMPS FOR LIQUIDS ETC	1 473	2 278	794	532 DYES NES, TANNING PRODS	4 007	1 246	440
743 PUMPS NES, CENTRIFUGES ETC	1 340	1 294	455	533 PIGMENTS, PAINTS, ETC	44 776	31 777	11 118
744 MECHANICAL HANDLING EQUIP	8 573	3 017	1 071	541 MEDICINAL ETC PRODUCTS	3 136	22 218	7 791
745 NONELEC MACH, TOOLS NES	1 866	1 650	567	551 ESSENTIAL OIL, PERFUME, ETC	1 225	4 129	1 462
749 NONELEC MACH PTS, ACC NES	21 946	26 496	9 327	553 PERFUMERY, COSMETICS, ETC	9 471	7 800	2 779
751 OFFICE MACHINES	717	2 038	749	554 SOAPS, CLEANING ETC PREPS	100 288	22 540	7 945
752 AUTOMATIC DATA PROC EQUIP	27	343	122	562 FERTILIZERS MANUFACTURED	274 600	9 947	3 659
759 OFFICE & ADP MCH PTS, ACC	1 956	2 185	772	582 PROD OF CONDENSATION ETC	80 575	56 659	19 839
761 TELEVISION RECEIVERS	6 045	11 021	3 883	583 PROD OF POLYMERIZING ETC	244 288	84 153	29 534
763 SOUND RECORDERS, PHONOGRAPHS	282	628	225	584 CELLULOSE DERIVATIVES ETC	3 745	6 798	2 386
764 TELECOM EQUIP, PTS, ACC NES	4 698	5 892	2 039	585 PLASTIC MATERIALS NES	5 825	1 860	664
771 ELECTRIC POWER MACHINERY NES	3 422	3 573	1 262	591 PESTICIDES, DISINFECTANTS	6 998	17 034	6 292
772 SWITCHGEAR ETC & PTS NES	2 856	6 635	2 313	592 STARCH, INULIN, GLUTEN, ETC	29 281	9 018	3 143
773 ELECTRIC DISTRIBUTING MACH	338	187	62	598 MISC CHEMICAL PRODS NES	224 253	68 787	24 187
774 ELECTRO-MEDICAL XRAY EQUIP	262	887	301	605 INDUSTRIAL PLANT, CHAP 73	2 033	3 847	1 415
775 HOUSEHOLD TYPE EQUIP NES	33 653	18 501	6 562	611 LEATHER	6 082	40 364	14 179
776 TRANSISTORS, VALVES, ETC	224	1 712	600	612 LEATHER ETC MANUFACTURES	8 161	8 479	2 985
778 ELECTRICAL MACHINERY NES	14 687	26 252	9 225	613 FUR SKINS TANNED, DRESSED	109	2 087	752
781 PASS MOTOR VEH EXC BUSES	90	104	36	621 MATERIALS OF RUBBER	8 524	6 637	2 329
783 ROAD MOTOR VEHICLES NES	856	584	205	625 RUBBER TYRES, TUBES	13 863	4 734	1 638
784 MOTOR VEHICLES PTS, ACC NES	3 330	2 285	799	628 RUBBER ARTICLES NES	5 000	11 173	3 924
786 VEH NES NONMOTOR, TRAILERS	12 964	3 363	1 169	633 CORK MANUFACTURES	220	546	193
791 RAILWAY VEHICLES	17 448	5 178	1 752	634 VENEERS, PLYWOOD, ETC	2 976	828	291
793 SHIPS AND BOATS	171	220	80	635 WOOD MANUFACTURES NES	810	532	183
812 PLUMBING, HEATING, LIGHTING EQUIP	41 368	8 535	3 011	641 PAPER AND PAPERBOARD	211 448	53 060	18 554
821 FURNITURE	110 509	45 475	15 955	642 ARTICLES OF PAPER ETC	32 089	10 122	3 574
831 TRAVEL GOODS, HANDBAGS	9 617	11 552	4 098	651 TEXTILE YARN AND THREAD	100 959	109 427	38 662
842 MENS OUTERWEAR NOT KNIT	9 943	37 883	13 298	652 COTTON FABRICS, WOVEN	17 215	51 478	18 165
843 WOMENS OUTERWEAR NONKNIT	29 710	178 987	63 395	653 WOVEN MAN-MADE FIB FABRIC	22 422	62 093	21 788
844 UNDERWEAR NOT KNIT	1 599	9 353	3 281	654 OTH WOVEN TEXTILE FABRIC	7 100	29 565	10 531
845 UNDERWEAR KNIT NONELASTIC	13 693	63 344	22 348	655 KNIT ETC FABRICS	12 663	32 690	11 633
846 UNDERWEAR KNITTED	5 937	37 849	13 319	656 LACE, RIBBONS, TULLE, ETC	2 133	7 462	2 618
847 TEXTILE CLOTHING ACCESSORIES NES	1 065	3 403	1 182	657 SPECIAL TEXTILE ETC PROD	13 785	28 419	9 991
848 HEADGEAR, NONTEXTILE CLOTHING	1 503	20 941	7 269	658 TEXTILE ARTICLES NES	893	1 500	519
851 FOOTWEAR	18 575	64 746	22 656	659 FLOOR COVERINGS ETC	187	255	88
872 MEDICAL INSTRUMENTS NES	813	4 552	1 609	661 CEMENT ETC BUILDING PROD	1 615	208	75
873 METERS & COUNTERS NES	71	101	33	662 CLAY, REFRACTORY BLDG PRD	47 308	10 222	3 555
874 MEASURING, CONTROLLING INSTR	997	4 521	1 707	663 OTH NONMETAL MINERAL MFS	18 555	16 715	5 833
882 PHOTO, CINEMA SUPPLIES	355	843	303	664 GLASS	58 094	12 792	4 496
883 DEVELOPED CINEMA FILM	3	194	67	665 GLASSWARE	1 609	1 408	480
884 OPTICAL GOODS NES	99	4 041	1 418	666 POTTERY	1 276	1 444	492
885 WATCHES AND CLOCKS	391	675	231	667 PEARL, PRECIOUS, SEMI-P STONE	1	517	170
892 PRINTED MATTER	16 058	5 945	2 082	671 PIG IRON ETC	6 804	2 079	703
893 ARTICLES OF PLASTIC NES	4 241	2 047	705	673 IRON AND STEEL SHAPES	13 236	4 134	1 428
894 TOYS, SPORTING GOODS, ETC	4 197	4 991	1 717	674 IRN, STL UNIV, PLATE, SHEET	117 052	34 063	12 074
896 WORKS OF ART ETC	512	2 373	829	675 IRON, STEEL HOOP, STRIP	32 160	8 698	3 113
897 GOLD, SILVER WARE, JEWELRY	3	973	341	676 RAILWAY RAILS ETC IRN, STL	2 357	601	201
898 MUSICAL INSTRUMENTS, PTS	556	996	352	677 IRN STL WIRE EXCL W ROD	50 028	9 041	3 205
899 OTHER MANUFACTURED GOODS	13 160	7 374	2 597	678 IRON, STL TUBES, PIPES, ETC	104 652	26 656	9 295
961 COIN NONGOLD, NONCURRENT	1	293	107	679 IRN, STL CASTINGS UNWORKED	3 867	1 673	590
				681 SILVER, PLATINUM, ETC	293	25 406	9 033
				682 COPPER EXC CEMENT COPPER	25 590	22 405	7 820

7 IMPORTS AND EXPORTS (SPECIAL TRADE) BY COUNTRIES OF PRODUCTION AND CONSUMPTION AND BY GROUPS OF THE SITC-REV. II 1984

GROUP DESCRIPTION	DT = 100 KG	1 000 DM	1 000 \$	GROUP DESCRIPTION	DT = 100 KG	1 000 DM	1 000 \$
683 NICKEL	244	1 470	512	112 ALCOHOLIC BEVERAGES	85 301	10 216	3 621
684 ALUMINIUM	4 896	4 206	1 507	121 TOBACCO UNMNFCTRD, REFUSE	1 638	935	330
685 LEAD	1 725	2 323	802	212 FUR SKINS UNRESSED	16	867	321
686 ZINC	7 125	2 267	800	222 SEEDS FOR SOFT/FIXED OIL	6 944	851	298
687 TIN	223	782	292	223 SEEDS FOR OTH FIXED OILS	20 537	2 839	957
689 NON-FER BASE METALS NES	92	841	290	233 RUBBER, SYNTHETIC, RECLAIMD	32 228	7 616	2 663
691 STRUCTURES AND PARTS NES	3 965	4 567	1 599	245 FUEL WOOD NES, CHARCOAL	12 331	768	273
692 METAL TANKS, BOXES, ETC	8 349	3 090	1 039	247 OTH WOOD ROUGH, SQUARED	1 642	169	61
693 WIRE PRODUCTS NON ELECTR	7 256	4 492	1 557	248 WOOD SHAPED	238 494	14 585	5 180
694 STL, COPPR NAILS, NUTS, ETC	6 381	6 152	2 112	251 PULP AND WASTE PAPER	2 856	321	105
695 TOOLS	6 256	28 979	9 997	263 COTTON	1 248	96	35
696 CUTLERY	482	1 964	663	266 SYNTHETIC FIBRE TO SPIN	121 354	37 275	13 179
697 BASE MTL HOUSEHOLD EQUIP	1 639	3 112	1 058	267 OTHER MAN-MADE FIBRES	61 999	11 356	3 995
699 OTHER METAL MANUFACTURES	27 590	32 657	11 403	277 NATURAL ABRASIVES NES		1 043	351
700 INDUSTRIAL PLANT, CHAP 84	4 576	14 968	5 385	278 OTHER CRUDE MINERALS	8 467	544	202
703 INDUSTRIAL PLANT, CHAP 85	58	1 122	417	291 CRUDE ANIMAL MTRIALS NES	2 679	2 762	961
711 STEAM BOILERS & AUX PLNT	194	858	292	292 CRUDE VEG MATERIALS NES	11 660	3 329	1 167
712 STEAM ENGINES, TURBINES	80	549	188	334 PETROLEUM PRODUCTS, REFIN	1 009 818	75 583	26 548
713 INTRNL COMBUS PISTN ENGN	4 860	20 646	7 295	335 RESIDUAL PETRLM PROD NES	77 962	1 990	754
716 ROTATING ELECTRIC PLANT	3 811	12 384	4 342	411 ANIMAL OILS AND FATS	3 826	424	138
718 OTH POWER GENERATG MACHY	1 739	4 481	1 579	423 FIXED VEG OILS, SOFT	23 040	5 271	1 732
721 AGRIC MACHY, EXC TRACTORS	64 329	77 155	28 167	431 PROCESD ANML VEG OIL, ETC	44 270	5 124	1 812
722 TRACTORS NON-ROAD	620	922	318	511 HYDROCARBONS NES, DERIVS	8 455	2 014	720
723 CIVIL ENGINEER EQUIP ETC	16 202	26 051	9 030	512 ALCOHOLS, PHENOLS, ETC	45 458	6 677	2 453
724 TEXTILE LEATHER MACHNRY	23 683	53 679	18 476	513 ORGANIC ACIDS, ETC	6 439	1 766	632
725 PAPER ETC MILL MACHINERY	1 586	6 950	2 418	515 ORG-INORG COMPOUNDS ETC	20 452	5 669	1 983
726 PRINTG, BKBINDG MACHY, PTS	4 296	8 193	2 819	516 OTHER ORGANIC CHEMICALS	10 869	1 260	464
727 FOOD MACHRY NON-DOMESTIC	4 570	19 977	6 857	522 INORG ELEMNTS, OXIDES, ETC	401	232	79
728 OTH MACHY FOR SPCL INDUS	24 328	78 619	27 092	523 OTHR INORGANIC CHEMICALS	175 651	10 716	3 928
736 MACHINE TOOLS FOR METAL	9 934	38 743	13 389	541 MEDICINAL ETC PRODUCTS	1 271	4 573	1 610
737 METALWORKING MACHNRY NES	2 405	9 145	3 116	562 FERTILIZERS MANUFACTURED	1 456 143	39 899	14 034
741 HEATING, COOLING EQUIPMNT	8 176	28 607	9 823	562 PROD OF CONDENSATION ETC	32 131	10 042	3 588
742 PUMPS FOR LIQUIDS ETC	9 972	29 972	10 326	563 PROD OF POLYMERIZING ETC	153 602	22 489	7 942
743 PUMPS NES, CENTRIFUGES ETC	7 406	29 113	10 071	598 MISC CHEMICAL PRODS NES	22 787	3 598	1 251
744 MECHANICAL HANDLING EQU	12 132	26 472	9 115	611 LEATHER	11	105	35
745 NONELEC MACHY, TOOLS NES	5 933	39 939	13 648	612 LEATHER ETC MANUFACTURES	402	2 031	717
749 NONELEC MACH PTS, ACC NES	25 015	82 757	28 967	613 FUR SKINS TANNED, DRESSED	218	741	265
751 OFFICE MACHINES	335	1 869	640	621 MATERIALS OF RUBBER	14 022	2 825	995
752 AUTOMATIC DATA PROC EQUIP	460	11 370	3 994	625 RUBBER TYRES, TUBES	17 975	5 932	2 102
759 OFFICE & ADP MCH PTS, ACC	399	4 865	1 677	628 RUBBER ARTICLES NES	5 890	1 731	604
761 TELEVISION RECEIVERS	1 208	5 043	1 744	633 VEENERS, PLYWOOD, ETC	105 675	6 338	2 255
762 RADIO BROADCAST RECEIVRS	283	1 311	461	635 WOOD MANUFACTURES NES	85 897	18 447	6 462
763 SOUND RECORDRS, PHONOGRPH	194	2 264	787	641 PAPER AND PAPERBOARD	283 657	32 440	11 362
764 TELECOM EQPT, PTS, ACC NES	3 131	16 939	5 805	642 ARTICLES OF PAPER ETC	1 469	179	65
771 ELECTRIC POWER MACHY NES	4 167	6 833	2 400	651 TEXTILE YARN AND THREAD	8 399	4 409	1 532
772 SWITCHGEAR ETC & PTS NES	4 179	51 032	17 826	652 COTTON FABRICS, WOVEN	16 348	17 953	6 291
773 ELECTR DISTRIBUTING MACH	10 229	11 544	4 054	653 WOYN MAN-MADE FIB FABRIC	8 138	7 525	2 665
774 ELECTRO-MEDCL, XRAY EQUIP	330	8 161	2 845	654 OTH WOVEN TEXTILE FABRIC	80	137	46
775 HOUSEHOLD TYPE EQUIP NES	3 977	6 407	2 219	657 SPECIAL TEXTILE ETC PROD	91	372	129
776 TRANSISTORS, VALVES, ETC	525	29 899	10 444	658 TEXTILE ARTICLES NES	3 393	4 592	1 613
778 ELECTRICAL MACHINERY NES	30 412	50 719	17 627	659 FLOOR COVERINGS ETC	459	2 744	958
781 PASS MOTOR VEH EXC BUSES	16 570	27 898	9 670	661 CEMENT ETC BUILDING PROD	147 983	3 543	1 250
782 LORRIES, SPCL MTR VEH NES	6 089	7 232	2 425	663 OTH NONMETAL MINERAL MFS	1 818	637	242
783 ROAD MOTOR VEHICLES NES	3 403	3 936	1 352	664 GLASS	41 109	3 162	1 106
784 MOTOR VEHCL PTS, ACC NES	14 986	33 172	11 545	665 GLASSWARE	32 936	20 966	7 470
785 MOTOR & OTHER CYCLES ETC	172	409	140	666 POTTERY	999	360	119
786 VEH NES NONMOTR, TRAILERS	7 130	6 868	2 370	671 PIG IRON ETC	7 304	761	258
791 RAILWAY VEHICLES	6 611	6 905	2 434	673 IRON AND STEEL SHAPES	541 444	38 592	13 469
801 INDUSTRIAL PLANT, CHAP 90	36	490	172	674 IRN, STL UNIV, PLATE, SHEET	783 087	56 788	20 191
812 PLUMB, HEATNG, LGHTNG EQU	574	941	319	677 IRN, STL WIRE EXCL W ROD	119 354	9 209	3 304
821 FURNITURE	1 557	2 371	821	678 IRN STL TUBES, PIPES, ETC	224 817	15 418	5 532
831 TRAVEL GOODS, HANDBAGS	247	139	45	679 IRN, STL CASTINGS UNWORKE	15 220	1 650	591
842 MENS OUTERWEAR NOT KNIT	561	2 361	799	682 COPPER EXC CEMENT COPPER	17 327	5 537	1 840
843 WOMENS OUTERWEAR NONKNIT	1 296	6 656	2 366	684 ALUMINIUM	98 272	36 284	12 684
845 OUTERWEAR KNIT NONELASTC	2 064	10 807	3 806	686 ZINC	4 507	1 079	356
846 UNDERWEAR KNITTED	3 922	27 446	9 688	691 STRUCTURES AND PARTS NES	583	220	77
847 TXTL CLTHNG ACCESRYS NES	1 181	3 962	1 403	693 WIRE PRODUCTS NON ELECTR	955	102	36
848 HEADGEAR, NONTXTL CLOTHNG	820	4 872	1 721	694 STL, COPPR NAILS, NUTS, ETC	89 834	11 981	4 230
851 FOOTWEAR	1 618	5 471	1 907	695 TOOLS	12 402	6 693	2 359
871 OPTICAL INSTRUMENTS	51	1 323	448	697 BASE MTL HOUSEHOLD EQUIP	12 477	4 624	1 648
872 MEDICAL INSTRUMENTS NES	607	12 751	4 449	699 OTHER METAL MANUFACTURES	82 974	10 193	3 538
873 METERS & COUNTERS NES	131	2 022	689	713 INTRNL COMBUS PISTN ENGN	63	129	42
874 MEASURING, CONTROLLING INSTR	3 038	45 396	15 600	714 ENGINES & MOTORS NES	224	3 212	1 195
881 PHOTO APPAR & EQUIPT NES	449	4 520	1 583	716 ROTATING ELECTRIC PLANT	746	749	267
882 PHOTO, CINEMA SUPPLIES	7 599	15 831	5 556	722 TRACTORS NON-ROAD	247	149	52
883 DEVELOPED CINEMA FILM	8	89	33	724 TEXTILE, LEATHER MACHNRY	271	300	102
884 OPTICAL GOODS NES	58	3 044	1 066	728 OTH MACHY FOR SPCL INDUS	4 916	1 186	428
885 WATCHES AND CLOCKS	255	1 740	602	736 MACHINE TOOLS FOR METAL	1 638	1 267	437
892 PRINTED MATTER	5 392	8 332	2 918	744 MECHANICAL HANDLING EQU	602	122	42
893 ARTICLES OF PLASTIC NES	19 898	17 609	6 099	749 NONELEC MACH PTS, ACC NES	9 167	8 637	3 048
894 TOYS, SPORTING GOODS, ETC	1 809	4 335	1 494	752 AUTOMATIC DATA PROC EQUIP	71	553	194
895 OFFICE SUPPLIES NES	2 904	16 419	5 717	761 TELEVISION RECEIVERS	11 750	10 717	3 626
896 WORKS OF ART ETC	26	1 467	532	762 RADIO BROADCAST RECEIVRS	555	456	151
897 GOLD, SILVER WARE, JEWELRY	37	7 272	2 512	764 TELECOM EQPT, PTS, ACC NES	149	94	32
898 MUSICAL INSTRUMENTS, PTS	2 610	13 093	4 613	772 SWITCHGEAR ETC & PTS NES	34	122	41
899 OTHER MANUFACTURED GOODS	1 235	9 163	3 231	773 ELECTR DISTRIBUTING MACH	9 110	2 314	811
971 GOLD, NON MONETARY NES	11	1 526	540	775 HOUSEHOLD TYPE EQUIP NES	4 030	1 458	506
ROMANIA				776 TRANSISTORS, VALVES, ETC	45	120	42
IMPORTS	5 162 962	1 523 815	535 780	778 ELECTRICAL MACHINERY NES	800	1 088	385
011 MEAT FRESH, CHILLD, FROZEN	55 857	34 206	12 018	781 PASS MOTOR VEH EXC BUSES	465	246	88
014 MEAT PREPD, PRSVD, NES ETC	46 059	16 892	5 928	784 MOTOR VEHCL PTS, ACC NES	5 852	1 233	436
034 FISH FRESH, CHILLED, FROZN	1 714	1 392	500	786 VEH NES NONMOTR, TRAILERS	3 463	695	245
036 SHELL FISH FRESH, FROZEN	780	1 115	396	792 AIRCRAFT	40	2 435	805
037 FISH ETC PREPD PRSVD NES	6	329	126	812 PLUMB, HEATNG, LGHTNG EQU	19 370	4 369	1 571
044 MAIZE UNMILLED	26 337	4 070	1 458	821 FURNITURE	840 190	250 207	87 925
054 VEG ETC FRSH, SMPLY PRSVD	258 953	27 667	9 689	831 TRAVEL GOODS, HANDBAGS	7 342	9 939	3 473
056 VEGTBLES ETC PRSVD, PREPD	15 527	3 112	1 080	842 MENS OUTERWEAR NOT KNIT	10 978	50 398	17 496
057 FRUIT, NUTS, FRESH, DRIED	68 892	9 067	3 088	843 WOMENS OUTERWEAR NONKNIT	48 738	207 913	73 346
058 FRUIT PRESERVED, PREPARED	22 922	3 794	1 341	844 UNDERWEAR NOT KNIT	13 194	32 596	11 514
061 SUGAR AND HONEY	20 330	4 905	1 703	845 OUTERWEAR KNIT NONELASTC	18 745	36 797	12 922
075 SPICES	1 735	434	155	846 UNDERWEAR KNITTED	19 431	30 991	10 794
098 EDIBLE PRODCTS, PREPS NES	2 192	466	165	847 TXTL CLTHNG ACCESRYS NES	6 222	13 590	4 862
				848 HEADGEAR, NONTXTL CLOTHING	1 367	11 893	4 111
				851 FOOTWEAR	32 531	66 381	23 184
				872 MEDICAL INSTRUMENTS NES	19	157	57

7 IMPORTS AND EXPORTS (SPECIAL TRADE) BY COUNTRIES OF PRODUCTION AND CONSUMPTION AND BY GROUPS OF THE SITC-REV. II 1984

GROUP DESCRIPTION	DT * 100 KG	1 000 DM	1 000 \$	GROUP DESCRIPTION	DT * 100 KG	1 000 DM	1 000 \$
874 MEASURING, CONTROLLING INSTR	1 999	1 862	660	691 STRUCTURES AND PARTS NES	1 961	974	328
884 OPTICAL GOODS NES	17	1 463	504	692 METAL TANKS, BOXES, ETC	293	146	50
885 WATCHES AND CLOCKS	315	196	71	693 WIRE PRODUCTS NON ELECTR	3 580	4 809	1 674
893 ARTICLES OF PLASTIC NES	30 490	6 240	2 216	694 STL, COPPR NAILS, NUTS, ETC	170	221	73
894 TOYS, SPORTING GOODS, ETC	9 878	4 296	1 504	695 TOOLS	355	5 221	1 807
895 OFFICE SUPPLIES NES	440	95	32	697 BASE MTL HOUSEHOLD EQUIP	71	171	56
896 WORKS OF ART ETC	39	2 057	723	699 OTHER METAL MANUFACTURES	10 902	17 579	6 235
898 MUSICAL INSTRUMENTS, PTS	80	208	73	713 INTRNL COMBUS PISTN ENGN	1 842	13 274	4 865
899 OTHER MANUFACTURED GOODS	32 525	12 940	4 564	714 ENGINES & MOTORS NES	166	9 987	3 487
941 ZOO ANIMALS, PETS	15	133	47	716 ROTATING ELECTRIC PLANT	265	2 146	766
951 WAR FIREARMS, AMMUNITION	6	99	37	718 OTH POWER GENERATG MACHY	130	387	134
971 GOLD, NON MONETARY NES		245	89	721 AGRIC MACHY, EXC TRACTORS	5	253	96
EXPORTS	5 368 838	691 624	314 312	723 CIVIL ENGINEERG EQUIP ETC	16 289	10 082	3 603
011 MEAT FRESH, CHILLD, FROZEN	7 628	1 707	599	724 TEXTILE, LEATHER MACHNRY	2 003	8 283	2 887
014 MEAT PREPD, PRSVD, NES ETC	844	948	335	725 PAPER ETC MILL MACHINERY	371	1 129	404
022 MILK AND CREAM	615	342	120	726 PRINTG, BKBINDG MACHY, PTS	10	90	31
024 CHEESE AND CURD	111	131	47	728 OTH MACHY FOR SPCL INDUS	744	4 263	1 504
044 MAIZE UNMILLED	128	135	51	736 MACHINE TOOLS FOR METAL	958	5 815	2 085
061 SUGAR AND HONEY	2 851	395	149	737 METALWORKING MACHNRY NES	5 999	3 836	1 391
071 COFFEE AND SUBSTITUTES	2 335	4 004	1 394	741 HEATING, COOLING EQUIPMNT	697	5 979	2 054
073 CHOCOLATE AND PRODUCTS	776	524	197	742 PUMPS FOR LIQUIDS ETC	437	2 667	899
081 FEEDING STUFF FOR ANIMLS	100 383	18 759	6 469	743 PUMPS NES, CENTRIFUGES ETC	521	4 356	1 513
091 MARGARINE AND SHORTENING	325	95	34	744 MECHANICAL HANDLING EQU	108	213	75
098 EDIBLE PRODUCTS, PREPS NES	4 683	4 471	1 514	745 NONELEC MACHY, TOOLS NES	89	831	276
111 NON-ALCOHL BEVERAGES NES	2 045	325	118	749 NONELEC MACH PTS, ACC NES	3 318	10 367	3 670
112 ALCOHOLIC BEVERAGES	4 692	750	265	752 AUTOMATIC DATA PROC EQUIP	14	1 088	357
122 TOBACCO MFRS	148	506	172	759 OFFICE & ADP MCH PTS, ACC	1	139	51
233 RUBBER, SYNTHTIC, RECLAIMD	3 911	1 448	523	761 TELEVISION RECEIVERS	22	135	48
247 OTH WOOD ROUGH, SQUARED	2 947	614	217	762 RADIO BROADCAST RECEIVRS	15	89	31
248 WOOD SHAPED	801	138	47	763 SOUND RECORDS, PHONOGRPH	29	435	149
251 PULP AND WASTE PAPER	1 209	135	48	764 TELECOM EQPT, PTS, ACC NES	156	2 063	707
263 COTTON	780	280	102	771 ELECTRIC POWER MACHY NES	11	90	30
265 VEG FIBRE, EXCL COTN JUTE	500	89	33	772 SWITCHGEAR ETC & PTS NES	134	2 769	990
274 SULPHUR ETC	25 613	1 743	607	773 ELECTR DISTRIBUTING MACH	1 959	2 840	1 000
278 OTHER CRUDE MINERALS	16 091	955	328	774 ELECTRO-MEDCL, XRAY EQUIP	25	926	335
287 BASE METAL ORES, CONC NES	13 992	1 226	438	775 HOUSEHOLD TYPE EQUIP NES	308	463	160
292 CRUDE VEG MATERIALS NES	1 080	2 112	734	776 TRANSISTORS, VALVES, ETC	29	1 150	393
322 COAL, LIGNITE, PEAT	15 972	479	156	778 ELECTRICAL MACHINERY NES	5 060	5 944	2 047
323 BRIQUETS, COKE, SEMI-COKE	4 060 057	103 699	36 372	781 PASS MOTOR VEH EXC BUSES	1 318	2 307	809
334 PETROLEUM PRODUCTS, REFIN	44 557	18 151	6 377	782 LORRIES, SPCL MTR VEH NES	131	418	140
335 RESIDUAL PETRLM PROD NES	18 292	1 620	558	784 MOTOR VEHCL PTS, ACC NES	595	1 265	429
423 FIXED VEG OILS, SOFT	14 505	2 870	1 057	791 RAILWAY VEHICLES	216	813	296
424 FIXED VEG OIL NONSOFT	19 995	3 730	1 381	793 SHIPS AND BOATS	3	105	34
431 PROCESD ANML VEG OIL, ETC	14 893	4 862	1 754	821 FURNITURE	737	403	138
511 HYDROCARBONS NES, DERIVS	7 045	1 723	612	842 MENS OUTERWEAR NOT KNIT	162	611	207
512 ALCOHOLS, PHENOLS, ETC	52 834	20 805	7 307	843 WOMENS OUTERWEAR NONKNIT	417	1 445	490
513 ORGANIC ACIDS, ETC	117 726	25 676	8 846	845 OUTERWEAR KNIT NONELASTC	79	319	110
514 NITROGEN-FUNCTN COMPOUNDS	15 685	14 106	4 899	846 UNDERWEAR KNITTED	21	173	64
515 ORG-INORG COMPOUNDS ETC	22 301	26 653	9 970	847 TXTL CLTHNG ACCESSRYS NES	346	2 036	714
516 OTHER ORGANIC CHEMICALS	8 016	4 241	1 557	848 HEADGEAR, NONTKTL CLOTHNG	1 224	3 149	1 114
522 INORG ELEMNTS, OXIDES, ETC	31 707	8 410	2 987	851 FOOTWEAR	516	796	289
523 OTHR INORGANIC CHEMICALS	32 191	9 019	3 196	871 OPTICAL INSTRUMENTS	2	145	52
531 SYNT DYE, NAT INDOGO, LAKES	7 258	27 836	9 767	872 MEDICAL INSTRUMENTS NES	76	780	261
532 DYES NES, TANNING PRODS	660	188	65	873 METERS & COUNTERS NES	29	115	38
533 PIGMENTS, PAINTS, ETC	22 682	12 280	4 287	874 MEASURING, CONTROLLNG INSTR	320	9 676	3 399
541 MEDICINAL ETC PRODUCTS	3 506	16 490	5 780	881 PHOTO APPAR & EQUIPT NES	2	172	60
551 ESSENTL OIL, PERFUME, ETC	203	1 317	464	882 PHOTO, CINEMA SUPPLIES	997	1 740	601
553 PERFUMERY, COSMETICS, ETC	347	409	139	884 OPTICAL GOODS NES	1	153	55
554 SOAPS, CLEANING ETC PREPS	14 995	5 736	2 033	892 PRINTED MATTER	856	1 493	527
582 PROD OF CONDENSATION ETC	31 931	18 610	6 507	893 ARTICLES OF PLASTIC NES	7 716	4 570	1 607
583 PROD OF POLYMERIZING ETC	12 616	6 774	2 379	894 TOYS, SPORTING GOODS, ETC	272	479	172
584 CELLULOSE DERIVATIVES ETC	3 622	2 294	800	895 OFFICE SUPPLIES NES	9	276	101
585 PLASTIC MATERIALS NES	364	328	119	898 MUSICAL INSTRUMENTS, PTS	711	2 387	832
591 PESTICIDES, DISINFECTANTS	5 112	6 851	2 606	899 OTHER MANUFACTURED GOODS	1 558	11 776	4 176
592 STARCH, INULIN, GLUTEN, ETC	11 926	2 664	949	971 GOLD, NON MONETARY NES	330	330	121
598 MISC CHEMICAL PRODS NES	101 322	34 591	12 206	BULGARIA			
611 LEATHER	5 475	21 598	7 611	IMPORTS	2 363 403	435 012	150 769
612 LEATHER ETC MANUFACTURES	2 250	4 367	1 544	011 MEAT FRESH, CHILLD, FROZEN	5 041	3 672	1 252
613 FUR SKINS TANNED, DRESSED	14	184	63	024 CHEESE AND CURD	25 780	18 866	6 650
621 MATERIALS OF RUBBER	1 300	675	245	034 FISH FRESH, CHILLED, FROZN	630	228	78
625 RUBBER TYRES, TUBES	129	208	75	036 SHELL FISH FRESH, FROZEN	134	89	32
628 RUBBER ARTICLES NES	343	2 339	826	045 CEREALS NES UNMILLED	1 327	83	30
634 VENEERS, PLYWOOD, ETC	2 180	1 460	500	054 VEG ETC FRSH, SMPLY PRSVD	125 014	13 555	4 730
635 WOOD MANUFACTURES NES	511	90	32	056 VEGTBLES ETC PRSVD, PREPD	97 325	9 175	3 114
641 PAPER AND PAPERBOARD	4 459	1 924	665	057 FRUIT, NUTS, FRESH, DRIED	28 158	4 818	1 694
642 ARTICLES OF PAPER ETC	10 240	2 973	1 043	058 FRUIT PRESERVED, PREPARED	34 768	5 095	1 784
651 TEXTILE YARN AND THREAD	2 299	6 067	2 134	061 SUGAR AND HONEY	11 055	2 382	851
652 COTTON FABRICS, WOVEN	10 801	33 680	11 875	075 SPICES	10 617	1 751	625
653 WOVN MAN-MADE FIB FABRIC	15 474	43 389	15 237	081 FEEDING STUFF FOR ANIMLS	11 106	5 654	1 996
654 OTH WOVEN TEXTILE FABRIC	5 810	16 096	5 714	112 ALCOHOLIC BEVERAGES	62 780	6 766	2 365
655 KNIT ETC FABRICS	4 943	10 020	3 645	121 TOBACCO UNMNFCTRD, REFUSE	20 769	16 436	5 754
656 LACE, RIBBONS, TULLE, ETC	358	2 248	802	212 FUR SKINS UNDRESSED	19	860	309
657 SPECIAL TEXTILE ETC PROD	8 038	18 360	6 522	222 SEEDS FOR SOFT FIXED OIL	106 877	11 203	3 706
658 TEXTILE ARTICLES NES	454	1 065	388	223 SEEDS FOR OTH FIXED OILS	2 207	192	70
662 CLAY, REFRACTORY BLDG PRO	41 626	5 678	2 060	233 RUBBER, SYNTHTIC, RECLAIMD	4 358	934	330
663 OTH NONMETAL MINERAL MFS	17 765	12 519	4 431	251 PULP AND WASTE PAPER	6 496	647	219
664 GLASS	2 118	1 062	364	266 SYNTHETIC FIBRE TO SPIN	293	100	34
665 GLASSWARE	138	269	97	267 OTHER MAN-MADE FIBRES	29 804	6 920	2 391
671 PIG IRON ETC	52 298	12 755	4 361	268 WOOL (EXC TOPS), ANML HAIR	497	375	122
672 IRON, STL PRIMARY FORMS	2 591	403	144	278 OTHER CRUDE MINERALS	5 529	314	112
673 IRON AND STEEL SHAPES	29 773	7 626	2 660	282 IRON AND STEEL SCRAP	14 967	1 934	686
674 IRN, STL UNIV, PLATE, SHEET	28 697	10 427	3 639	287 BASE METAL ORES, CONC NES	479	279	98
675 IRON, STEEL HOOP, STRIP	89 141	23 816	8 274	288 NONFERR METAL SCRAP NES	53 489	8 511	2 951
677 IRN, STL WIRE EXCL W ROD	9 085	6 356	2 197	289 PREC METAL ORE, WASTE NES	258	397	141
678 IRON, STL TUBES, PIPES, ETC	24 682	11 318	4 093	291 CRUDE ANIMAL MTRIALS NES	81	215	75
681 SILVER, PLATINUM, ETC	7	3 162	1 052	292 CRUDE VEG MATERIALS NES	39 414	10 939	3 738
682 COPPER EXC CEMENT COPPER	6 346	6 216	2 188	334 PETROLEUM PRODUCTS, REFIN	703 064	51 089	16 881
683 NICKEL	1 321	4 261	1 518	335 RESIDUAL PETRLM PROD NES	45 846	4 828	1 674
684 ALUMINIUM	1 526	2 197	783	341 GAS NATURAL AND MANUFCTD			
685 LEAD	661	298	105	431 PROCESD ANML VEG OIL, ETC	10 032	1 218	428
686 ZINC	5 334	1 669	575	513 ORGANIC ACIDS, ETC	2 715	625	215
687 TIN	36	121	41	514 NITROGEN-FUNCTN COMPOUNDS	3 868	619	210
689 NON-FER BASE METALS NES	114	1 727	624				

7 IMPORTS AND EXPORTS (SPECIAL TRADE) BY COUNTRIES OF PRODUCTION AND CONSUMPTION AND BY GROUPS OF THE SITC-REV. 11 1984

GROUP DESCRIPTION	DT * 100 KG	1 000 DM	1 000 \$	GROUP DESCRIPTION	DT * 100 KG	1 000 DM	1 000 \$
515 ORG-INORG COMPOUNDS ETC	9 501	5 547	2 006	513 ORGANIC ACIDS,ETC	50 604	14 415	4 958
522 INORG ELEMNTS,OXIDES,ETC	6 442	1 946	671	514 NITROGEN-FUNCTN COMPOUNDS	12 087	7 880	2 769
523 OTHR INORGANIC CHEMICALS	7 299	1 116	407	515 ORG-INORG COMPOUNDS ETC	8 015	8 207	2 952
541 MEDICINAL ETC PRODUCTS	211	2 233	784	516 OTHER ORGANIC CHEMICALS	5 916	4 333	1 547
551 ESSENTL OIL, PERFUME,ETC	73	403	141	522 INORG ELEMNTS,OXIDES,ETC	31 769	15 426	5 393
554 SOAPS,CLEANING ETC PREPS	3 018	633	219	523 OTHR INORGANIC CHEMICALS	18 804	4 929	1 756
582 PROD OF CONDENSATION ETC	5 058	1 995	684	524 RADIOACTIVE ETC MATERIAL	1	149	52
583 PROD OF POLYMERIZING ETC	5 371	600	212	531 SYNT DYE,NAT INDGO,LAKES	5 807	18 251	6 387
591 PESTICIDES,DISINFECTANTS	490	127	48	532 DYES NES,TANNING PRODS	15 605	2 962	1 034
592 STARCH,INULIN, GLUTEN,ETC	9 544	2 902	1 031	533 PIGMENTS,PAINTS,ETC	35 610	21 543	7 568
598 MISC CHEMICAL PRODS NES	3 198	564	194	541 MEDICINAL ETC PRODUCTS	9 446	29 963	10 677
613 FUR SKINS TANNED,DRESSED	56	157	55	551 ESSENTL OIL, PERFUME,ETC	537	1 374	469
635 WOOD MANUFACTURES NES	1 665	281	100	553 PERFUMERY,COSMETICS,ETC	3 068	3 523	1 225
641 PAPER AND PAPERBOARD	9 429	953	326	554 SOAPS,CLEANING ETC PREPS	45 901	17 067	5 993
651 TEXTILE YARN AND THREAD	1 022	664	223	562 FERTILIZERS MANUFACTURED	5 072	1 213	448
652 COTTON FABRICS,WOVEN	1 075	1 043	368	582 PROD OF CONDENSATION ETC	47 394	31 112	10 734
653 WOVN MAN-MADE FIB FABRIC	544	715	248	583 PROD OF POLYMERIZING ETC	110 823	34 972	12 310
654 OTH WOVEN TEXTILE FABRIC	22	136	49	584 CELLULOSE DERIVATIVES ETC	14 807	10 959	3 879
658 TEXTILE ARTICLES NES	3 753	2 538	893	585 PLASTIC MATERIALS NES	778	591	201
659 FLOOR COVERINGS ETC	549	3 434	1 201	591 PESTICIDES,DISINFECTANTS	6 640	9 929	3 619
661 CEMENT ETC BUILDING PROD	29 505	1 022	355	592 STARCH,INULIN, GLUTEN,ETC	11 974	3 188	1 107
665 GLASSWARE	561	394	135	598 MISC CHEMICAL PRODS NES	83 746	31 286	10 984
666 POTTERY	527	230	80	605 INDUSTRIAL PLANT,CHAP 73	368	627	229
667 PEARL,PREC-,SEMI-P STONE	46	1 017	359	611 LEATHER	2 004	600	210
671 PIG IRON ETC	6 883	877	306	612 LEATHER ETC MANUFACTURES	456	870	301
672 IRON,STL PRIMARY FORMS	314 991	22 078	7 604	621 MATERIALS OF RUBBER	1 626	2 294	792
674 IRN,STL UNIV,PLATE,SHEET	285 157	20 599	7 210	625 RUBBER TYRES,TUBES	9 567	6 109	2 132
678 IRON,STL TUBES,PIPES,ETC	16 129	1 033	350	628 RUBBER ARTICLES NES	1 172	2 537	889
681 SILVER,PLATINUM,ETC	20	1 620	539	635 WOOD MANUFACTURES NES	106	164	56
682 COPPER EXC CEMENT COPPER	1 791	742	250	641 PAPER AND PAPERBOARD	41 242	11 084	3 897
683 NICKEL	440	557	211	642 ARTICLES OF PAPER ETC	22 344	7 976	2 815
689 NON-FER BASE METALS NES	78	118	43	651 TEXTILE YARN AND THREAD	7 559	11 936	4 204
691 STRUCTURES AND PARTS NES	463	91	31	652 COTTON FABRICS,WOVEN	5 643	13 865	4 918
694 STL,COPPR NAILS,NUTS,ETC	21 297	2 090	740	653 WOVN MAN-MADE FIB FABRIC	3 496	11 067	3 879
695 TOOLS	828	1 489	513	654 OTH WOVEN TEXTILE FABRIC	341	1 373	487
696 CUTLERY	103	266	90	655 KNIT ETC FABRICS	2 140	5 643	2 025
716 ROTATING ELECTRIC PLANT	7 835	2 799	983	656 LACE,RIBBONS,TULLE,ETC	66	618	207
728 OTH MACHY FOR SPCL INDUS	742	917	311	657 SPECIAL TEXTILE ETC PROD	11 509	13 373	4 521
736 MACHINE TOOLS FOR METAL	10 957	5 906	2 066	658 TEXTILE ARTICLES NES	137	393	132
741 HEATING,COOLING EQUIPMNT	105	628	214	659 FLOOR COVERINGS ETC	164	151	51
743 PUMPS NES,CENTRIFUGES ETC	38	421	142	662 CLAY,REFRACTORY BLDG PRD	140 922	20 962	7 398
744 MECHANICAL HANDLING EQU	8 090	3 859	1 364	663 OTH NONMETAL MINERAL MFS	16 475	10 886	3 735
745 NONELEC MACHY,TOOLS NES	147	185	61	664 GLASS	8 581	5 683	2 014
749 NONELEC MACH PTS,ACC NES	666	1 048	368	665 GLASSWARE	273	661	223
751 OFFICE MACHINES	743	1 102	379	667 PEARL,PREC-,SEMI-P STONE		134	47
763 SOUND RECORDRS,PHONOGRPH	4	205	75	671 PIG IRON ETC	15 994	3 347	1 170
764 TELECOM EQPT,PTS,ACC NES	114	196	68	672 IRON,STL PRIMARY FORMS	2 415	446	167
771 ELECTRIC POWER MACHY NES	105	1 120	396	673 IRON AND STEEL SHAPES	197 675	20 877	7 274
772 SWITCHGEAR ETC & PTS NES	219	1 111	400	674 IRN,STL UNIV,PLATE,SHEET	238 088	41 269	14 506
774 ELECTRO-MEDCL,XRAY EQUIP	42	309	107	675 IRON,STEEL HOOP,STRIP	110 349	19 722	6 987
778 ELECTRICAL MACHINERY NES	3 329	2 200	784	677 IRN,STL WIRE EXCL W ROD	20 612	7 341	2 623
781 PASS MOTOR VEH EXC BUSES	37	101	36	678 IRON,STL TUBES,PIPES,ETC	84 876	21 407	7 549
784 MOTOR VEHCL PTS,ACC NES	148	89	31	681 SILVER,PLATINUM,ETC	239	5 723	2 003
791 RAILWAY VEHICLES	720	491	185	682 COPPER EXC CEMENT COPPER	15 270	18 096	6 355
812 PLUMB,G,HEATING, LGHTNG EQU	1 560	275	97	683 NICKEL	1 640	3 929	1 375
821 FURNITURE	42 838	11 035	3 894	684 ALUMINIUM	18 427	19 781	6 822
831 TRAVEL GOODS,HANDBAGS	1 029	1 175	408	691 STRUCTURES AND PARTS NES	4 132	5 276	1 804
842 MENS OUTERWEAR NOT KNIT	3 965	9 157	3 266	692 METAL TANKS,BOXES,ETC	5 803	2 663	964
843 WOMENS OUTERWEAR NONKNIT	5 665	28 685	10 074	693 WIRE PRODUCTS NON ELECTR	10 591	5 192	1 831
844 UNDERWEAR NOT KNIT	7 720	16 604	5 853	694 STL,COPPR NAILS,NUTS,ETC	2 830	1 859	656
845 OUTERWEAR KNIT NONELASTC	9 572	24 965	8 861	695 TOOLS	1 453	9 652	3 277
846 UNDERWEAR KNITTED	4 689	6 842	2 395	696 CUTLERY	27	247	81
848 HEADGEAR,NONTXTL CLOTHNG	94	884	313	697 BASE MTL HOUSEHOLD EQUIP	149	225	75
851 FOOTWEAR	1 636	2 425	861	699 OTHER METAL MANUFACTURES	7 399	9 350	3 256
874 MEASURNG,CONTROLLNG INSTR	79	547	190	700 INDUSTRIAL PLANT,CHAP 84	5 838	34 389	12 412
881 PHOTO APPAR & EQUIPT NES	2	85	33	703 INDUSTRIAL PLANT,CHAP 85	69	854	277
894 TOYS,SPORTING GOODS,ETC	9 661	3 197	1 119	711 STEAM BOILERS & AUX PLNT	170	333	109
895 OFFICE SUPPLIES NES	41	96	34	712 STEAM ENGINES,TURBINES	165	1 164	409
896 WORKS OF ART ETC	4	147	50	713 INTRNL COMBUS PISTN ENGN	1 379	4 396	1 500
897 GOLD,SILVER WARE,JEWELRY		455	166	716 ROTATING ELECTRIC PLANT	1 267	3 892	1 358
898 MUSICAL INSTRUMENTS,PTS	291	764	261	718 OTH POWER GENERATG MACHY	433	1 842	655
899 OTHER MANUFACTURED GOODS	313	221	80	721 AGRIC MACHY,EXC TRACTORS	5 531	9 405	3 256
961 COIN NONGOLD,NONCURRENT	7	485	173	722 TRACTORS NON-ROAD	60	155	52
971 GOLD,NON MONETARY NES		1 337	485	723 CIVIL ENGINEERG EQUIP ETC	6 182	9 820	3 323
EXPORTS	2 304 776	1 350 700	470 382	724 TEXTILE,LEATHER MACHNRY	5 322	28 202	9 742
001 LIVE ANIMALS	5 462	2 311	797	725 PAPER ETC MILL MACHINERY	1 137	3 011	1 038
011 MEAT FRESH,CHILDR,FROZEN	16 672	2 485	821	726 PRINTG,BKBINDG MACHY,PTS	3 945	13 148	4 512
022 MILK AND CREAM	79 630	6 502	2 665	727 FOOD MACHRY NON-DOMESTIC	880	6 053	2 101
048 CEREAL ETC PREPARATIONS	2 147	1 716	604	728 OTH MACHY FOR SPCL INDUS	15 448	72 163	24 867
054 VEG ETC FRSH,SMPLY PRSVD	437	393	151	736 MACHINE TOOLS FOR METAL	14 144	81 753	28 028
061 SUGAR AND HONEY	2 136	363	127	737 METALWORKING MACHNRY NES	1 658	5 906	2 054
071 COFFEE AND SUBSTITUTES	796	1 360	481	741 HEATING,COOLING EQUIPMNT	11 113	34 142	11 788
073 CHOCOLATE AND PRODUCTS	4 508	3 259	1 005	742 PUMPS FOR LIQUIDS ETC	2 323	8 884	3 086
074 TEA AND MATE	91	164	54	743 PUMPS NES,CENTRIFUGES ETC	2 678	11 437	3 911
075 SPICES	368	298	106	744 MECHANICAL HANDLING EQU	7 066	14 586	4 878
081 FEEDING STUFF FOR ANIMLS	93 300	11 240	4 042	745 NONELEC MACHY,TOOLS NES	3 845	26 744	9 149
098 EDIBLE PRODUCTS,PREPS NES	895	718	255	749 NONELEC MACH PTS,ACC NES	12 634	37 646	13 176
112 ALCOHOLIC BEVERAGES	1 062	171	62	751 OFFICE MACHINES	129	2 571	885
122 TOBACCO MFS	405	1 151	127	752 AUTOMTIC DATA PROC EQUIP	254	5 672	1 958
211 HIDES,SKINS,UNDRESSED	26 211	15 040	5 128	759 OFFICE & ADP MCH PTS,ACC	68	1 198	414
233 RUBBER,SYNTHETIC,RECLAIMD	25 913	7 734	2 676	761 TELEVISION RECEIVERS	721	3 240	1 131
267 OTHER MAN-MADE FIBRES	598	411	144	762 RADIO BROADCAST RECEIVRS	1 236	4 214	1 485
277 NATURAL ABRASIVES NES		429	144	763 SOUND RECORDRS,PHONOGRPH	184	2 923	1 022
278 OTHER CRUDE MINERALS	30 478	2 723	955	764 TELECOM EQPT,PTS,ACC NES	1 204	11 703	4 025
287 BASE METAL DRES,CONC NES	28 234	3 127	1 077	771 ELECTRIC POWER MACHY NES	311	1 668	587
292 CRUDE VEG MATERIALS NES	8 084	1 741	634	772 SWITCHGEAR ETC & PTS NES	810	11 339	3 972
323 BRIQUETS,COKE,SEMI-COKE	143 700	3 650	2 006	773 ELECTR DISTRIBUTING MACH	3 975	3 397	1 155
334 PETROLEUM PRODUCTS,REFIN	22 539	7 301	2 564	774 ELECTRO-MEDCL,XRAY EQUIP	838	19 451	6 747
335 RESIDUAL PETRLM PROD NES	14 780	1 549	555	775 HOUSEHOLD TYPE EQUIP NES	2 341	3 753	1 319
411 ANIMAL OILS AND FATS	5 215	789	283	776 TRANSISTORS,VALVES,ETC	196	7 451	2 541
431 PROCESD ANML VEG OIL,ETC	14 950	3 490	1 196	778 ELECTRICAL MACHINERY NES	17 043	19 175	6 718
511 HYDROCARBONS NES,DERIVS	2 962	937	327	781 PASS MOTOR VEH EXC BUSES	2 804	4 698	1 622
512 ALCOHOLS,PHENOLS,ETC	38 991	14 417	5 084	782 LORRIES,SPCL MTR VEH NES	12 342	15 493	5 276
				783 ROAD MOTOR VEHICLES NES	4 313	5 410	1 859
				784 MOTOR VEHCL PTS,ACC NES	7 898	10 496	3 617

7 IMPORTS AND EXPORTS (SPECIAL TRADE) BY COUNTRIES OF PRODUCTION AND CONSUMPTION AND BY GROUPS OF THE SITC-REV. II 1984

GROUP DESCRIPTION	DT * 100 KG	1 000 DM	1 000 \$	GROUP DESCRIPTION	DT * 100 KG	1 000 DM	1 000 \$
786 VEH NES NONMOTR, TRAILERS	9 081	5 631	1 876	774 ELECTRO-MEDCL, XRAY EQUIP	7	147	49
791 RAILWAY VEHICLES	1 601	1 483	496	776 TRANSISTORS, VALVES, ETC	11	213	77
793 SHIPS AND BOATS	80	390	142	778 ELECTRICAL MACHINERY NES	5 828	3 232	1 137
801 INDUSTRIAL PLANT, CHAP 90	52	415	139	781 PASS MOTOR VEH EXC BUSES	32	126	46
812 PLUMBING, HEATING, LGHTNG EQU	203	614	214	782 LORRIES, SPCL MTR VEH NES	319	472	172
821 FURNITURE	1 082	2 018	703	872 MEDICAL INSTRUMENTS NES	13	288	99
831 TRAVEL GOODS, HANDBAGS	560	321	103	874 MEASURING, CONTROLNG INSTR	41	750	266
842 MENS OUTERWEAR NOT KNIT	202	654	220	881 PHOTO APPAR & EQUIPT NES	16	360	121
843 WOMENS OUTERWEAR NONKNIT	53	490	170	892 PRINTED MATTER	10	238	88
844 UNDERWEAR NOT KNIT	121	334	115	897 GOLD, SILVER WARE, JEWELRY	1	134	48
845 OUTERWEAR KNIT NONELASTC	62	519	183	898 MUSICAL INSTRUMENTS, PTS	32	199	68
846 UNDERWEAR KNITTED	28	311	112				
847 TXTL CLTHNG ACCSRYES NES	117	528	187	CANARY IS			
848 HEADGEAR, NONTXTL CLOTHNG	181	998	340				
851 FOOTWEAR	72	601	214	IMPORTS	422 113	78 298	28 325
871 OPTICAL INSTRUMENTS	48	1 328	462				
872 MEDICAL INSTRUMENTS NES	604	10 602	3 664	034 FISH FRESH, CHILLED, FROZN	187	134	46
873 METERS & COUNTERS NES	150	1 092	373	054 VEG ETC FRSH, SMPLY PRSVD	407 073	63 009	22 929
874 MEASURING, CONTROLLNG INSTR	1 693	33 732	11 685	057 FRUIT, NUTS, FRESH, DRIED	472	98	32
881 PHOTO APPAR & EQUIPT NES	104	2 123	736	292 CRUDE VEG MATERIALS NES	9 355	13 579	4 798
882 PHOTO, CINEMA SUPPLIES	1 501	3 875	1 366	335 RESIDUAL PETRLM PROD NES	2 439	373	132
884, OPTICAL GOODS NES	74	1 662	574	771 ELECTRIC POWER MACHY NES	4	131	47
885 WATCHES AND CLOCKS	102	6 536	2 260	894 TOYS, SPORTING GOODS, ETC	85	92	32
892 PRINTED MATTER	1 604	3 348	1 194				
893 ARTICLES OF PLASTIC NES	1 690	2 917	1 009	EXPORTS	358 246	174 655	61 130
894 TOYS, SPORTING GOODS, ETC	1 367	3 211	1 132				
895 OFFICE SUPPLIES NES	79	620	216	011 MEAT FRESH, CHILLD, FROZEN	1 799	212	69
896 WORKS OF ART ETC	2	140	44	012 MEAT DRIED, SALTED, SMOKED	188	300	105
897 GOLD, SILVER WARE, JEWELRY	37	3 027	1 082	014 MEAT PREPD, PRSVD, NES ETC	2 218	1 691	666
898 MUSICAL INSTRUMENTS, PTS	1 111	4 183	1 453	022 MILK AND CREAM	158 902	13 335	4 684
899 OTHER MANUFACTURED GOODS	606	3 882	1 364	023 BUTTER	1 619	780	277
951 WAR FIREARMS, AMMUNITION	6	86	31	024 CHEESE AND CURD	3 810	1 971	692
971 GOLD, NON MONETARY NES		1 178	412	037 FISH ETC PREPD PRSVD NES	170	133	47
				048 CEREAL ETC PREPARATIONS	16 805	3 328	1 140
ALBANIA				054 VEG ETC FRSH, SMPLY PRSVD	2 984	1 577	577
IMPORTS	1 037 455	41 823	14 744	056 VEGTBLES ETC PRSVD, PREPD	2 602	750	258
054 VEG ETC FRSH, SMPLY PRSVD	34 901	4 240	1 526	057 FRUIT, NUTS, FRESH, DRIED	153	101	33
056 VEGTBLES ETC PRSVD, PREPD	2 388	1 151	410	058 FRUIT PRESERVED, PREPARED	3 870	948	335
057 FRUIT, NUTS, FRESH, DRIED	4 636	810	286	062 SUGAR PREPS NON-COCOA	304	198	64
075 SPICES	1 210	458	163	071 COFFEE AND SUBSTITUTES	1 115	1 651	576
287 BASE METAL DRES, CONC NES	971 442	19 429	6 849	073 CHOCOLATE AND PRODUCTS	314	238	82
292 CRUDE VEG MATERIALS NES	10 468	3 795	1 326	075 SPICES	224	246	83
551 ESSENTL OIL, PERFUME, ETC	16	101	36	091 MARGARINE AND SHORTENING	2 862	990	350
558 TEXTILE ARTICLES NES	594	436	153	098 EDIBLE PRODCTS, PREPS NES	3 216	1 113	387
659 FLOOR COVERINGS ETC	1 625	7 563	2 627	111 NON-ALCOHL BEVERAGES NES	9 444	1 072	375
671 PIG IRON ETC	6 762	957	326	112 ALCOHOLIC BEVERAGES	27 927	3 529	1 232
842 MENS OUTERWEAR NOT KNIT	327	378	142	121 TOBACCO UNMNFCTRD, REFUSE	149	247	90
843 WOMENS OUTERWEAR NONKNIT	35	160	52	122 TOBACCO MFRS	2 924	4 279	1 470
844 UNDERWEAR NOT KNIT	592	1 065	400	292 CRUDE VEG MATERIALS NES	340	231	83
899 OTHER MANUFACTURED GOODS	1 178	859	303	322 COAL, LIGNITE, PEAT	6 908	212	75
				334 PETROLEUM PRODUCTS, REFIN	1 000	336	118
EXPORTS	299 159	40 799	14 327	423 FIXED VEG OILS, SOFT	14 439	2 980	1 007
072 COCOA	370	299	111	424 FIXED VEG OIL NONSOFT	1 974	549	194
122 TOBACCO MFRS	81	214	76	513 ORGANIC ACIDS, ETC	558	217	73
278 OTHER CRUDE MINERALS	1 579	167	58	533 PIGMENTS, PAINTS, ETC	2 794	1 985	702
292 CRUDE VEG MATERIALS NES	67	168	58	553 PERFUMERY, COSMETICS, ETC	175	318	106
322 COAL, LIGNITE, PEAT	228 415	4 568	1 495	554 SOAPS, CLEANING ETC PREPS	138	106	35
334 PETROLEUM PRODUCTS, REFIN	989	226	81	562 FERTILIZERS MANUFACTURED	3 000	88	34
511 HYDROCARBONS NES, DERIVS	478	787	289	572 EXPLOSIVES, PYROTECH PROD	106	141	47
512 ALCOHOLS, PHENOLS, ETC	135	103	35	583 PROD OF POLYMERIZING ETC	1 238	926	329
513 ORGANIC ACIDS, ETC	5 502	1 270	455	584 CELLULOSE DERIVATIVES ETC	338	331	116
514 NITROGEN-FUNCTN COMPOUNDS	250	241	80	591 PESTICIDES, DISINFECTANTS	275	135	47
516 OTHER ORGANIC CHEMICALS	357	143	54	592 STARCH, INULIN, GLUTEN, ETC	274	138	49
522 INORG ELEMNTS, OXIDES, ETC	2 694	507	176	598 MISC CHEMICAL PRODS NES	1 259	451	158
523 OTHR INORGANIC CHEMICALS	2 483	600	218	621 MATERIALS OF RUBBER	126	103	35
531 SYNT DYE, NAT INDGO, LAKES	356	1 137	408	625 RUBBER TYRES, TUBES	2 237	1 879	654
533 PIGMENTS, PAINTS, ETC	1 067	412	148	628 RUBBER ARTICLES NES	264	522	175
541 MEDICINAL ETC PRODUCTS	47	326	118	634 VENEERS, PLYWOOD, ETC	258	276	98
554 SOAPS, CLEANING ETC PREPS	1 381	319	117	635 WOOD MANUFACTURES NES	402	294	97
582 PROD OF CONDENSATION ETC	177	148	54	641 PAPER AND PAPERBOARD	3 653	1 089	380
583 PROD OF POLYMERIZING ETC	325	121	41	642 ARTICLES OF PAPER ETC	5 533	2 242	789
591 PESTICIDES, DISINFECTANTS	186	179	63	651 TEXTILE YARN AND THREAD	238	444	160
592 STARCH, INULIN, GLUTEN, ETC	103	130	48	652 COTTON FABRICS, WOVEN	173	1 077	390
598 MISC CHEMICAL PRODS NES	3 854	1 216	446	653 WOVN MAN-MADE FIB FABRIC	26	105	40
605 INDUSTRIAL PLANT, CHAP 73	464	585	214	657 SPECIAL TEXTILE ETC PROD	219	282	96
641 PAPER AND PAPERBOARD	1 446	511	183	658 TEXTILE ARTICLES NES	71	150	53
662 CLAY, REFRACTORY BLDG PRD	2 559	523	183	659 FLOOR COVERINGS ETC	1 193	1 103	386
663 OTH NONMETAL MINERAL MFS	389	207	72	662 CLAY, REFRACTORY BLDG PRD	2 158	238	85
673 IRON AND STEEL SHAPES	1 468	427	147	663 OTH NONMETAL MINERAL MFS	402	298	102
674 IRN, STL UNIV, PLATE, SHEET	7 128	969	345	664 GLASS	930	183	64
675 IRON, STEEL HOOP, STRIP	842	141	49	665 GLASSWARE	316	431	148
677 IRN, STL WIRE EXCL W ROD	160	102	34	666 POTTERY	218	382	134
678 IRON, STL TUBES, PIPES, ETC	16 785	3 283	1 154	667 PEARL, PREC-, SEMI-P STONE		107	38
681 SILVER, PLATINUM, ETC	2	228	82	678 IRON, STL TUBES, PIPES, ETC	2 099	340	117
682 COPPER EXC CEMENT COPPER	1 078	782	274	682 COPPER EXC CEMENT COPPER	493	402	136
683 NICKEL	72	187	68	684 ALUMINIUM	2 764	3 100	1 087
684 ALUMINIUM	293	258	91	691 STRUCTURES AND PARTS NES	1 506	622	217
686 ZINC	1 136	537	187	692 METAL TANKS, BOXES, ETC	102	190	68
687 TIN	456	1 601	574	693 WIRE PRODUCTS NON ELECTR	252	100	35
693 WIRE PRODUCTS NON ELECTR	498	347	119	695 TOOLS	523	1 441	501
713 INTRNL COMBUS PISTN ENGN	49	583	203	696 CUTLERY	441	1 738	631
723 CIVIL ENGINEERG EQUIP ETC	2 053	945	345	697 BASE MTL HOUSEHOLD EQUIP	645	1 283	446
724 TEXTILE, LEATHER MACHNRY	17	92	33	699 OTHER METAL MANUFACTURES	1 587	1 923	683
728 OTH MACHY FOR SPCL INDUS	599	2 246	811	711 STEAM BOILERS & AUX PLNT	168	284	107
741 HEATING, COOLING EQUIPMNT	1 070	1 896	644	713 INTRNL COMBUS PISTN ENGN	669	2 914	1 021
743 PUMPS NES, CENTRIFUGES ETC	33	213	71	716 ROTATING ELECTRIC PLANT	140	334	119
744 MECHANICAL HANDLING EQU	269	486	162	721 AGRIC MACHY, EXC TRACTORS	91	154	52
749 NONELEC MACH PTS, ACC NES	99	297	100	723 CIVIL ENGINEERG EQUIP ETC	398	582	205
763 SOUND RECORDRS, PHONOGRPH	5	94	33	725 PAPER ETC MILL MACHINERY	38	151	55
764 TELECOM EQPT, PTS, ACC NES	33	1 091	394	726 PRINTG, BKBINDG MACHY, PTS	12	150	51
772 SWITCHGEAR ETC & PTS NES	31	296	100	727 FOOD MACHRY NON-DOMESTIC	117	482	163
773 ELECTR DISTRIBUTING MACH	587	522	185	728 OTH MACHY FOR SPCL INDUS	1 476	5 821	2 060
				736 MACHINE TOOLS FOR METAL	150	211	72
				741 HEATING, COOLING EQUIPMNT	302	558	189
				742 PUMPS FOR LIQUIDS ETC	162	651	233

7 IMPORTS AND EXPORTS (SPECIAL TRADE) BY COUNTRIES OF PRODUCTION AND CONSUMPTION AND BY GROUPS OF THE SITC-REV. II 1984

GROUP DESCRIPTION	DT = 100 KG	1 000 DM	1 000 \$	GROUP DESCRIPTION	DT = 100 KG	1 000 DM	1 000 \$
743 PUMPS NES,CENTRIFUGES ETC	241	890	313	EXPORTS	2 241 449	516 160	181 580
744 MECHANICAL HANDLING EQU	136	433	149				
745 NONELEC MACHY,TOOLS NES	1 110	4 252	1 508	001 LIVE ANIMALS	21 028	8 311	3 087
749 NONELEC MACH PTS,ACC NES	356	1 582	552	022 MILK AND CREAM	14 993	3 540	1 243
751 OFFICE MACHINES	258	769	262	023 BUTTER	9 169	4 165	1 399
752 AUTOMATIC DATA PROC EQUIP	7	182	62	048 CEREAL ETC PREPARATIONS	173	144	49
759 OFFICE & ADP MCH PTS,ACC	6	181	62	054 VEG ETC FRSH,SMPLY PRSVD	14 315	975	348
761 TELEVISION RECEIVERS	1 312	3 469	1 192	081 FEEDING STUFF FOR ANIMLS	845	165	59
762 RADIO BROADCAST RECEIVRS	37	345	124	233 RUBBER,SYNTHTIC,RECLAIMD	12 375	3 697	1 293
763 SOUND RECORDRS,PHONOGRPH	151	1 490	522	251 PULP AND WASTE PAPER	7 183	316	110
764 TELECOM EQPT,PTS,ACC NES	338	1 551	532	266 SYNTHETIC FIBRE TO SPIN	17 063	7 541	2 637
772 SWITCHGEAR ETC & PTS NES	248	818	288	267 OTHER MAN-MADE FIBRES	7 028	2 639	938
773 ELECTR DISTRIBUTING MACH	146	281	96	268 WOOL(EXC TOPS),ANML HAIR	1 652	1 550	544
774 ELECTRO-MEDCL,XRAY EQUIP	10	117	43	269 WASTE OF TEXTILE FABRICS	5 450	375	134
775 HOUSEHOLD TYPE EQUIP NES	1 000	2 244	777	278 OTHER CRUDE MINERALS	12 192	617	220
778 ELECTRICAL MACHINERY NES	2 819	3 415	1 207	291 CRUDE ANIMAL MTRIALS NES	73	180	62
781 PASS MOTOR VEH EXC BUSES	13 464	29 332	10 303	292 CRUDE VEG MATERIALS NES	3 243	2 959	1 027
782 LORRIES,SPCL MTR VEH NES	3 587	2 645	945	322 COAL,LIGNITE,PEAT	14 371	482	168
783 ROAD MOTOR VEHICLES NES	590	1 292	469	323 BRIQUETS,COKE,SEMI-COKE	333 159	10 081	3 511
784 MOTOR VEHCL PTS,ACC NES	4 698	11 575	4 043	334 PETROLEUM PRODUCTS,REFIN	9 414	2 224	790
785 MOTOR & OTHER CYCLES ETC	55	234	82	335 RESIDUAL PETRLM PROD NES	19 412	2 744	980
786 VEH NES NONMOTR,TRAILERS	115	172	55	423 FIXED VEG OILS,SOFT	60 142	12 522	4 058
812 PLUMBGB,HEATING,LGHTNG EQU	479	458	156	431 PROCESD ANML VEG OIL,ETC	10 422	2 060	723
821 FURNITURE	777	752	256	511 HYDROCARBONS NES,DERIVS	7 000	1 083	384
831 TRAVEL GOODS, HANDBAGS	78	126	44	512 ALCOHOLS,PHENOLS,ETC	4 993	1 351	465
843 WOMENS OUTERWEAR NONKNIT	29	457	155	513 ORGANIC ACIDS,ETC	13 429	2 772	951
845 OUTERWEAR KNIT NONELASTC	10	308	104	514 NITROGEN-FUNCTN COMPOUNDS	12 563	5 239	1 911
851 FOOTWEAR	135	587	205	515 ORG-INORG COMPOUNDS ETC	407	2 035	733
871 OPTICAL INSTRUMENTS	554	1 469	483	516 OTHER ORGANIC CHEMICALS	454	610	215
872 MEDICAL INSTRUMENTS NES	110	991	336	522 INORG ELEMNTS,OXIDES,ETC	58 347	5 500	1 993
874 MEASURING,CONTROLLING INSTR	82	973	334	523 OTHR INORGANIC CHEMICALS	23 103	2 092	735
881 PHOTO APPAP & EQUIPT NES	237	1 267	446	531 SYNT DYE,NAT INDOGO,LAKES	3 244	6 001	2 123
882 PHOTO,CINEMA SUPPLIES	664	1 336	469	532 DYES NES,TANNING PRODS	7 633	1 571	552
884 OPTICAL GOODS NES	4	656	233	533 PIGMENTS,PAINTS,ETC	31 124	5 530	1 955
885 WATCHES AND CLOCKS	161	1 006	346	541 MEDICINAL ETC PRODUCTS	792	5 679	1 967
892 PRINTED MATTER	7 654	5 530	1 939	551 ESSENTIL OIL,PERFUME,ETC	138	378	133
893 ARTICLES OF PLASTIC NES	970	1 216	421	553 PERFUMERY,COSMETICS,ETC	49	175	59
894 TOYS,SPORTING GOODS,ETC	340	712	253	554 SOAPS,CLEANING ETC PREPS	5 468	1 955	695
895 OFFICE SUPPLIES NES	231	1 235	422	562 FERTILIZERS MANUFACTURED	2 695	242	87
897 GOLD SILVER WARE,JEWELRY		131	48	572 EXPLOSIVES,PYROTECH PROD	94	492	178
898 MUSICAL INSTRUMENTS,PTS	507	1 902	677	582 PROD OF CONDENSATION ETC	20 502	5 229	1 848
899 OTHER MANUFACTURED GOODS	131	562	190	583 PROD OF POLYMERIZING ETC	26 239	7 361	2 613
MOROCCO				584 CELLULOSE DERIVATIVES ETC	690	642	225
IMPORTS	7 213 532	580 088	204 793	585 PLASTIC MATERIALS NES	209	116	41
034 FISH FRESH,CHILLED,FROZN	715	1 001	348	591 PESTICIDES,DISINFECTANTS	9 936	7 653	2 678
036 SHELL FISH FRESH,FROZEN	406	373	131	592 STARCH,INULIN,GLUTEN,ETC	3 307	981	343
037 FISH ETC PREPD PRSVD NES	30 720	19 554	6 927	598 MISC CHEMICAL PRODS NES	29 841	7 173	2 514
054 VEG ETC FRSH,SMPLY PRSVD	172 064	25 714	9 343	621 MATERIALS OF RUBBER	1 039	1 288	444
056 VEGTBLES ETC PRSVD,PREPD	10 261	2 208	796	625 RUBBER TYRES,TUBES	606	497	167
057 FRUIT,NUTS,FRESH,DRIED	882 920	79 594	27 824	628 RUBBER ARTICLES NES	1 811	2 343	858
058 FRUIT PRESERVED,PREPARED	61 011	14 671	5 163	634 VENEERS,PLYWOOD,ETC	862	269	94
061 SUGAR AND HONEY	36 059	669	236	635 WOOD MANUFACTURES NES	493	202	68
075 SPICES	7 945	1 199	418	641 PAPER AND PAPERBOARD	15 946	2 838	1 010
081 FEEDING STUFF FOR ANIMLS	13 447	768	271	642 ARTICLES OF PAPER ETC	807	531	185
112 ALCOHOLIC BEVERAGES	10 417	1 310	500	651 TEXTILE YARN AND THREAD	14 994	9 915	3 468
223 SEEDS FOR OTH FIXED OILS	808	131	42	652 COTTON FABRICS,WOVEN	5 870	13 860	4 865
251 PULP AND WASTE PAPER	13 845	1 560	582	653 MOVN MAN-MADE FIB FABRIC	4 324	11 690	4 074
265 VEG FIBRE,EXCL COTN JUTE	1 537	104	38	654 OTH WOVEN TEXTILE FABRIC	156	381	137
268 WOOL(EXC TOPS),ANML HAIR	478	130	46	655 KNIT ETC FABRICS	9 303	20 524	7 233
271 FERTILIZERS,CRUDE				656 LACE,RIBBONS,TULLE,ETC	5 181	4 721	1 668
278 OTHER CRUDE MINERALS	396 950	9 769	3 447	657 SPECIAL TEXTILE ETC PROD	1 162	2 490	871
282 IRON AND STEEL SCRAP	9 201	254	89	658 TEXTILE ARTICLES NES	483	2 418	871
287 BASE METAL ORES,CONC NES	551 027	39 711	13 957	661 CEMENT ETC BUILDING PROD	5 149	94	32
288 NONFERR METAL SCRAP NES	2 974	982	337	662 CLAY,REFRACTORY BLDG PRO	42 829	3 486	1 229
291 CRUDE ANIMAL MTRIALS NES	419	182	66	663 OTH NONMETAL MINERAL MFS	18 139	2 001	727
292 CRUDE VEG MATERIALS NES	12 768	6 131	2 134	664 GLASS	731	171	60
334 PETROLEUM PRODUCTS,REFIN	140 844	10 140	3 629	665 GLASSWARE	3 102	652	229
411 ANIMAL OILS AND FATS	32 934	3 457	1 240	666 POTTERY	120	229	80
431 PROCESD ANML VEG OIL,ETC	518	487	168	671 PIG IRON ETC	480	119	44
512 ALCOHOLS,PHENOLS,ETC	4 176	935	336	672 IRON,STL PRIMARY FORMS	909 089	43 669	15 103
522 INORG ELEMNTS,OXIDES,ETC	962 484	53 393	18 654	673 IRON AND STEEL SHAPES	10 352	784	266
551 ESSENTIL OIL,PERFUME,ETC	1 660	1 677	587	674 IRN,STL UNIV,PLATE,SHEET	213 341	25 810	9 025
562 FERTILIZERS MANUFACTURED	40 885	1 652	611	675 IRON,STEEL HOOP,STRIP	4 578	582	206
612 LEATHER ETC MANUFACTURES	78	226	79	677 IRN,STL WIRE EXCL W ROD	17 657	1 512	559
625 RUBBER TYRES,TUBES	375	130	49	678 IRON,STL TUBES,PIPES,ETC	4 189	1 743	655
633 CRK MANUFACTURES	8 320	1 455	512	681 SILVER,PLATINUM,ETC	2	145	52
642 ARTICLES OF PAPER ETC	897	234	80	682 COPPER EXC CEMENT COPPER	9 203	5 665	2 018
651 TEXTILE YARN AND THREAD	1 498	1 919	689	683 NICKEL	26	86	30
658 TEXTILE ARTICLES NES	1 711	1 929	671	684 ALUMINIUM	4 729	2 949	1 046
659 FLOOR COVERINGS ETC	72 129	114 316	40 537	691 STRUCTURES AND PARTS NES	589	888	313
684 ALUMINIUM	400	137	47	692 METAL TANKS,BOXES,ETC	679	880	309
685 LEAD	14 517	2 106	719	693 WIRE PRODUCTS NON ELECTR	116	238	85
712 STEAM ENGINES,TURBINES	29	300	104	694 STL,COPPR NAILS,NUTS,ETC	594	550	191
714 ENGINES & MOTORS NES	4	252	90	695 TOOLS	1 036	2 537	913
749 NONELEC MACH PTS,ACC NES	3	140	47	696 CUTLERY	72	383	133
759 OFFICE & ADP MCH PTS,ACC	5	655	230	697 BASE MTL HOUSEHOLD EQUIP	648	301	101
792 AIRCRAFT	2	194	68	699 OTHER METAL MANUFACTURES	2 992	4 560	1 631
831 TRAVEL GOODS, HANDBAGS	249	520	186	712 STEAM ENGINES,TURBINES	40	1 313	481
842 MENS OUTERWEAR NOT KNIT	6 698	20 884	7 433	713 INTRNL COMBUS PISTN ENGN	2 263	7 907	2 848
843 WOMENS OUTERWEAR NONKNIT	8 774	29 202	10 328	714 ENGINES & MOTORS NES	5	485	160
844 UNDERWEAR NOT KNIT	965	4 119	1 446	716 ROTATING ELECTRIC PLANT	265	791	279
845 OUTERWEAR KNIT NONELASTC	13 666	43 185	15 153	718 OTH POWER GENERATG MACHY	4	149	53
846 UNDERWEAR KNITTED	6 564	11 406	4 042	721 AGRIC MACHY,EXC TRACTORS	11 888	12 634	4 656
847 TXTL CLTHNG ACCESSRYS NES	768	1 318	468	722 TRACTORS NON-ROAD	7 792	6 820	2 888
848 HEADGEAR,NONTXTL CLOTHNG	1 268	12 503	4 461	723 CIVIL ENGINEERG EQUIP ETC	2 701	3 520	1 243
851 FOOTWEAR	1 064	2 975	1 058	724 TEXTILE,LEATHER MACHNRY	5 626	19 339	6 803
874 MEASURING,CONTROLLING INSTR		83	32	725 PAPER ETC MILL MACHINERY	322	1 039	373
885 WATCHES AND CLOCKS	20	557	194	726 PRINTG,BKBNDRG MACHY,PTS	1 045	3 127	1 119
899 OTHER MANUFACTURED GOODS	847	962	348	727 FOOD MACHRY NON-DOMESTIC	517	1 326	462
				728 OTH MACHY FOR SPCL INDUS	2 679	8 532	3 050
				736 MACHINE TOOLS FOR METAL	1 702	3 778	1 353
				737 METALWORKING MACHNRY NES	75	316	115
				741 HEATING,COOLING EQUIPMNT	673	2 403	834
				742 PUMPS FOR LIQUIDS ETC	1 104	4 553	1 593
				743 PUMPS NES,CENTRIFUGES ETC	894	3 791	1 324

7 IMPORTS AND EXPORTS (SPECIAL TRADE) BY COUNTRIES OF PRODUCTION AND CONSUMPTION AND BY GROUPS OF THE SITC-REV. II 1984

GROUP DESCRIPTION	DT * 100 KG	1 000 DM	1 000 \$	GROUP DESCRIPTION	DT * 100 KG	1 000 DM	1 000 \$
744 MECHANICAL HANDLING EQU	12 069	20 902	7 577	EXPORTS	9 126 458	2 491 173	878 664
745 NONELEC MACHY, TOOLS NES	1 096	7 162	2 502				
749 NONELEC MACH PTS, ACC NES	2 695	6 288	2 230	001 LIVE ANIMALS	608	924	319
751 OFFICE MACHINES	511	1 716	599	022 MILK AND CREAM	519 512	86 605	30 831
752 AUTOMATIC DATA PROC EQUIP	177	3 250	1 119	024 CHEESE AND CURD	5 967	1 923	701
759 OFFICE & ADP MCH PTS, ACC	28	1 393	490	025 EGGS, BIRDS, FRESH, PRSRVD	1 840	1 263	425
761 TELEVISION RECEIVERS	409	979	353	035 FISH SALTED, DRIED, SMOKED	500	208	80
762 RADIO BROADCAST RECEIVRS	49	347	124	041 WHEAT ETC UNMILLED	3 231 972	119 111	44 004
763 SOUND RECORDRS, PHONOGRPH	24	320	112	043 BARLEY UNMILLED	231 884	11 426	4 071
764 TELECOM EQPT, PTS, ACC NES	821	4 305	1 529	048 CEREAL ETC PREPARATIONS	500	133	46
771 ELECTRIC POWER MACHY NES	156	292	106	054 VEG ETC FRSH, SMPLY PRSRVD	237 428	5 072	1 738
772 SWITCHGEAR ETC & PTS NES	1 047	3 485	1 244	072 COCOA	7 404	3 738	1 309
773 ELECTR DISTRIBUTING MACH	1 437	1 252	433	073 CHOCOLATE AND PRODUCTS	1 000	465	163
774 ELECTRO-MEDCL, KRAY EQUIP	232	4 898	1 757	081 FEEDING STUFF FOR ANIMLS	17 799	2 816	938
775 HOUSEHOLD TYPE EQUIP NES	140	236	81	233 RUBBER, SYNTHETIC, RECLAIMD	13 700	4 292	1 458
776 TRANSISTORS, VALVES, ETC	568	1 836	649	247 OTH WOOD ROUGH, SQUARED	6 261	792	274
778 ELECTRICAL MACHINERY NES	847	3 579	1 264	248 WOOD SHAPED	1 802	95	34
781 PASS MOTOR VEH EXC BUSES	3 010	8 906	3 058	251 PULP AND WASTE PAPER	5 379	113	40
782 LORRIES, SPCL MTR VEH NES	883	385	139	266 SYNTHETIC FIBRE TO SPIN	13 836	5 438	1 825
783 ROAD MOTOR VEHICLES NES	283	493	163	267 OTHER MAN-MADE FIBRES	12 456	7 187	2 423
784 MOTOR VEHCL PTS, ACC NES	1 719	5 626	1 951	278 OTHER CRUDE MINERALS	36 594	1 939	679
785 MOTOR & OTHER CYCLES ETC	147	124	46	291 CRUDE ANIMAL MTRIALS NES	224	458	170
786 VEH NES NONMOTR, TRAILERS	600	340	119	292 CRUDE VEG MATERIALS NES	236	123	44
791 RAILWAY VEHICLES	10	121	39	322 COAL, LIGNITE, PEAT	3 943	239	86
792 AIRCRAFT	31	5 769	1 913	334 PETROLEUM PRODUCTS, REFIN	7 972	2 199	788
812 PLUMB, HEATNG, LGHTNG EQU	642	1 367	469	335 RESIDUAL PETRLM PROD NES	30 963	4 637	1 552
821 FURNITURE	441	1 125	391	431 PROCESD ANML VEG OIL, ETC	6 434	1 689	576
831 TRAVEL GOODS, HANDBAGS	2	211	75	511 HYDROCARBONS NES, DERIVS	29 774	3 020	1 033
843 WOMENS OUTERWEAR NONKNIT	2 511	1 039	366	512 ALCOHOLS, PHENOLS, ETC	2 913	1 049	361
845 OUTERWEAR KNIT NONELASTC	2 436	982	351	513 ORGANIC ACIDS, ETC	78 830	16 483	5 792
846 UNDERWEAR KNITTED	5 590	4 225	1 512	514 NITROGEN-FUNCTN COMPOUNDS	15 317	6 795	2 476
847 TXTL CLTHNG ACCESSRYS NES	787	919	332	515 ORG-INORG COMPOUNDS ETC	2 475	2 287	797
848 HEADGEAR, NONTXLT CLOTHNG	166	822	292	516 OTHER ORGANIC CHEMICALS	1 646	1 344	479
851 FOOTWEAR	100	165	59	522 INORG ELEMNTS, OXIDES, ETC	46 022	9 668	3 449
871 OPTICAL INSTRUMENTS	21	595	201	523 OTHR INORGANIC CHEMICALS	44 277	4 288	1 533
872 MEDICAL INSTRUMENTS NES	80	3 273	1 167	524 RADIOACTIVE ETC MATERIAL		114	36
874 MEASURNG, CONTROLNG INSTR	238	3 067	1 076	531 SYNT DYE, NAT INDOGO, LAKES	2 814	5 686	1 958
881 PHOTO APPAR & EQUIPT NES	113	640	228	532 DYES NES, TANNING PRODS	20 362	2 616	922
882 PHOTO, CINEMA SUPPLIES	777	1 625	565	533 PIGMENTS, PAINTS, ETC	59 406	13 915	4 839
884 OPTICAL GOODS NES	7	271	92	541 MEDICINAL ETC PRODUCTS	1 246	9 740	3 361
885 WATCHES AND CLOCKS	54	796	281	551 ESSENTL OIL, PERFUME, ETC	1 390	2 735	979
892 PRINTED MATTER	765	1 576	552	554 SOAPS, CLEANING ETC PREPS	71 377	14 131	5 174
893 ARTICLES OF PLASTIC NES	2 375	1 856	646	562 FERTILIZERS MANUFACTURED	33 500	1 618	561
895 OFFICE SUPPLIES NES	321	970	345	572 EXPLOSIVES, PYROTECH PROD	16	115	43
898 MUSICAL INSTRUMENTS, PTS	376	1 345	482	582 PROD OF CONDENSATION ETC	63 303	18 969	6 746
899 OTHER MANUFACTURED GOODS	948	4 892	1 749	583 PROD OF POLYMERIZING ETC	158 219	44 384	16 171
941 ZOO ANIMALS, PETS	32	170	63	584 CELLULOSE DERIVATIVES ETC	7 416	3 891	1 358
951 WAR FIREARMS, AMMUNITION	114	431	142	585 PLASTIC MATERIALS NES	160	147	51
CEUTA MEL				591 PESTICIDES, DISINFECTANTS	10 185	4 873	1 643
IMPORTS		1		592 STARCH, INULIN, GLUTEN, ETC	4 349	2 104	743
EXPORTS	12 222	12 787	4 490	598 MISC CHEMICAL PRODS NES	68 371	17 191	6 042
011 MEAT FRESH, CHILDO, FROZEN	1 962	1 025	359	605 INDUSTRIAL PLANT, CHAP 73	842	375	134
022 MILK AND CREAM	5 521	377	132	612 LEATHER ETC MANUFACTURES	16	208	77
057 FRUIT, NUTS, FRESH, DRIED	570	246	84	621 MATERIALS OF RUBBER	1 781	1 608	569
696 CUTLERY	456	1 067	381	625 RUBBER TYRES, TUBES	7 154	4 993	1 740
713 INTRNL COMBUS PISTN ENGN	161	1 095	410	628 RUBBER ARTICLES NES	1 142	2 710	948
724 TEXTILE, LEATHER MACHNRY	32	98	35	634 VENEERS, PLYWOOD, ETC	11 484	2 477	867
749 NONELEC MACH PTS, ACC NES	21	133	49	635 WOOD MANUFACTURES NES	30 598	19 563	7 060
761 TELEVISION RECEIVERS	500	1 530	520	641 PAPER AND PAPERBOARD	67 240	10 647	3 622
762 RADIO BROADCAST RECEIVRS	30	182	65	642 ARTICLES OF PAPER ETC	16 402	6 276	2 892
763 SOUND RECORDRS, PHONOGRPH	42	339	109	651 TEXTILE YARN AND THREAD	56 117	49 533	16 991
764 TELECOM EQPT, PTS, ACC NES	24	87	30	652 COTTON FABRICS, WOVEN	4 584	9 983	3 443
778 ELECTRICAL MACHINERY NES	88	177	60	653 WOVN MAN-MADE FIB FABRIC	463	1 515	546
781 PASS MOTOR VEH EXC BUSES	984	3 236	1 125	655 KNIT ETC FABRICS	602	1 069	362
784 MOTOR VEHCL PTS, ACC NES	427	1 386	497	656 LACE, RIBBONS, TULLE, ETC	295	1 178	407
812 PLUMB, HEATNG, LGHTNG EQU	156	207	70	657 SPECIAL TEXTILE ETC PROD	2 913	6 340	2 219
843 WOMENS OUTERWEAR NONKNIT	24	289	104	658 TEXTILE ARTICLES NES	1 100	891	323
851 FOOTWEAR	56	307	110	662 CLAY, REFRACTORY BLDG PRD	119 120	10 464	3 720
881 PHOTO APPAR & EQUIPT NES	16	97	34	663 OTH NONMETAL MINERAL MFS	32 512	3 865	1 373
ALGERIA				664 GLASS	13 522	3 001	1 032
IMPORTS	40 618 496	2 797 455	993 748	665 GLASSWARE	1 239	1 030	370
054 VEG ETC FRSH, SMPLY PRSRVD	80	94	34	666 POTTERY	40	154	59
057 FRUIT, NUTS, FRESH, DRIED	656	417	138	671 PIG IRON ETC	69 222	4 787	1 704
112 ALCOHOLIC BEVERAGES	16 240	1 050	353	672 IRON, STL PRIMARY FORMS	864 129	64 167	21 995
271 FERTILIZERS, CRUDE	43 372	507	163	673 IRON AND STEEL SHAPES	832 423	62 235	22 382
282 IRON AND STEEL SCRAP	48 022	1 552	535	674 IRN, STL UNIV, PLATE, SHEET	638 109	83 331	29 293
333 CRUDE PETROLEUM	26 704 158	1 827 842	647 968	675 IRON, STEEL HOOP, STRIP	74 884	9 441	3 390
334 PETROLEUM PRODUCTS, REFIN	13 496 656	924 230	329 862	677 IRN, STL WIRE EXCL W ROD	28 172	4 800	1 702
335 RESIDUAL PETRLM PROD NES	54 598	2 479	871	678 IRON, STL TUBES, PIPES, ETC	91 159	16 532	5 695
341 GAS NATURAL AND MANUFCTD				679 IRN, STL CASTINGS UNWORKE	20 746	8 804	3 122
522 INORG ELEMNTS, OXIDES, ETC	712	1 782	622	681 SILVER, PLATINUM, ETC	46	986	324
659 FLOOR COVERINGS ETC	89	168	59	682 COPPER EXC CEMENT COPPER	90 564	43 115	15 658
672 IRON, STL PRIMARY FORMS	163 868	11 691	4 061	683 NICKEL	1 671	12 840	4 509
673 IRON AND STEEL SHAPES	19 466	785	285	684 ALUMINIUM	62 523	30 926	11 040
674 IRN, STL UNIV, PLATE, SHEET	10 641	880	307	685 LEAD	16 972	2 102	777
714 ENGINES & MOTORS NES	23	1 492	530	686 ZINC	370	175	59
716 ROTATING ELECTRIC PLANT	2	189	66	687 TIN	377	763	263
737 METALWORKING MACHNRY NES	439	546	200	691 STRUCTURES AND PARTS NES	25 694	16 332	5 920
741 HEATING, COOLING EQUIPMNT		111	41	692 METAL TANKS, BOXES, ETC	3 249	3 287	1 167
743 PUMPS NES, CENTRIFUGES ETC	3	295	106	693 WIRE PRODUCTS NON ELECTR	2 352	2 597	942
749 NONELEC MACH PTS, ACC NES	58	334	117	694 STL, COPPR NAILS, NUTS, ETC	16 848	7 515	2 595
764 TELECOM EQPT, PTS, ACC NES	2	417	140	695 TOOLS	11 165	31 003	11 027
782 LORRIES, SPCL MTR VEH NES	810	729	259	696 CUTLERY	47	322	112
792 AIRCRAFT	4	363	123	697 BASE MTL HOUSEHOLD EQUIP	2 217	2 165	748
874 MEASURNG, CONTROLNG INSTR		93	30	699 OTHER METAL MANUFACTURES	20 861	20 710	7 236
				700 INDUSTRIAL PLANT, CHAP 84	1 881	5 190	1 848
				703 INDUSTRIAL PLANT, CHAP 85	484	528	195
				711 STEAM BOILERS & AUX PLNT	2 284	5 081	1 768
				712 STEAM ENGINES, TURBINES	11 095	42 144	14 307
				713 INTRNL COMBUS PISTN ENGN	94 250	236 664	82 572
				714 ENGINES & MOTORS NES	4 130	34 004	12 235
				716 ROTATING ELECTRIC PLANT	4 410	11 359	3 958
				718 OTH POWER GENERATG MACHY	4 042	9 763	3 553
				721 AGRIC MACHY, EXC TRACTORS	59 457	41 348	14 880
				722 TRACTORS NON-ROAD	73 864	66 476	22 346

7 IMPORTS AND EXPORTS (SPECIAL TRADE) BY COUNTRIES OF PRODUCTION AND CONSUMPTION AND BY GROUPS OF THE SITC-REV. II 1984

GROUP DESCRIPTION	DT * 100 KG	1 000 DM	1 000 \$	GROUP DESCRIPTION	DT * 100 KG	1 000 DM	1 000 \$
723 CIVIL ENGINEER EQUIP ETC	28 129	48 639	17 169	874 MEASURING, CONTROLLING INSTR	48	514	181
724 TEXTILE, LEATHER MACHINERY	7 189	30 843	10 879	893 ARTICLES OF PLASTIC NES	351	467	161
725 PAPER ETC MILL MACHINERY	2 386	3 717	1 340	894 TOYS, SPORTING GOODS, ETC	2 031	5 517	1 953
726 PRINTING, BOOKBINDING MACHY, PTS	3 295	15 084	5 338	895 OFFICE SUPPLIES NES	181	168	61
727 FOOD MACHINERY NON-DOMESTIC	1 374	6 657	2 430	899 OTHER MANUFACTURED GOODS	181	1 210	426
728 OTH MACHY FOR SPL INDUST	36 538	72 848	25 286				
736 MACHINE TOOLS FOR METAL	9 838	39 661	14 106	EXPORTS	2 100 540	946 796	333 602
737 METALWORKING MACHINERY NES	15 132	9 451	3 325				
741 HEATING, COOLING EQUIPMENT	11 561	29 052	10 443	001 LIVE ANIMALS	201 209	65 899	23 459
742 PUMPS FOR LIQUIDS ETC	9 223	36 653	12 835	011 MEAT FRESH, CHILLED, FROZEN	7 214	2 866	1 023
743 PUMPS NES, CENTRIFUGES ETC	3 768	11 505	4 039	022 MILK AND CREAM	11 800	2 789	983
744 MECHANICAL HANDLING MACH	37 990	47 893	16 907	023 BUTTER	4 416	1 926	711
745 NONELEC MACHY, TOOLS NES	4 556	21 816	7 842	041 WHEAT ETC UNMILLED	34 279	1 157	442
749 NONELEC MACH PTS, ACC NES	20 257	48 507	16 978	048 CEREAL ETC PREPARATIONS	227	80	30
751 OFFICE MACHINES	174	773	277	054 VEG ETC FRSH, SIMPLY PRSD	5 529	1 272	459
752 AUTOMATIC DATA PROC EQUIP	212	6 790	2 386	061 SUGAR AND HONEY	98 371	4 873	1 619
759 OFFICE & ADP MCH PTS, ACC	49	2 469	844	098 EDIBLE PRODUCTS, PREPS NES	1 337	1 166	412
761 TELEVISION RECEIVERS	11	140	50	112 ALCOHOLIC BEVERAGES	479	86	30
763 SOUND RECORDERS, PHONOGRAPHS	5	255	88	122 TOBACCO MFRS	38	135	47
764 TELECOM EQPT, PTS, ACC NES	2 680	43 278	15 036	222 SEEDS FOR SOFT/FIXED OIL	55	98	34
771 ELECTRICAL POWER MACHY NES	3 072	4 748	1 668	233 RUBBER, SYNTHETIC, RECLAIMED	2 087	1 007	366
772 SWITCHGEAR ETC & PTS NES	3 856	21 082	7 406	266 SYNTHETIC FIBRE TO SPIN	3 694	1 524	540
773 ELECTRIC DISTRIBUTING MACH	9 370	5 213	1 871	267 OTHER MAN-MADE FIBRES	770	192	64
774 ELECTRO-MEDICAL, XRAY EQUIP	312	9 411	3 346	269 WASTE OF TEXTILE FABRICS	6 526	1 059	370
775 HOUSEHOLD TYPE EQUIP NES	74	561	195	278 OTHER CRUDE MINERALS	15 190	2 673	978
776 TRANSISTORS, VALVES, ETC	171	1 935	685	292 CRUDE VEG MATERIALS NES	351	782	271
778 ELECTRICAL MACHINERY NES	19 756	33 375	11 683	323 BRIQUETS, COKE, SEMI-COKE	551 699	13 910	4 964
781 PASS MOTOR VEH EXC BUSES	12 189	22 024	7 548	334 PETROLEUM PRODUCTS, REFIN	4 250	1 080	369
782 LORRIES, SPECIAL MOTOR VEH NES	42 447	82 181	29 808	335 RESIDUAL PETROLEUM PROD NES	2 247	314	109
783 ROAD MOTOR VEHICLES NES	1 236	3 640	1 221	424 FIXED VEG OIL NONSOFT	5 895	1 378	494
784 MOTOR VEHICLES PTS, ACC NES	100 039	156 408	55 120	431 PROCESSED ANIMAL VEG OIL, ETC	22 718	4 809	1 654
785 MOTOR & OTHER CYCLES ETC	1 348	3 536	1 248	511 HYDROCARBONS NES, DERIVS	6 200	1 174	424
786 VEH NES NONMOTOR, TRAILERS	41 588	33 552	11 826	512 ALCOHOLS, PHENOLS, ETC	868	296	111
791 RAILWAY VEHICLES	3 166	2 782	1 003	513 ORGANIC ACIDS, ETC	9 959	2 311	819
792 AIRCRAFT	149	3 552	1 175	514 NITROGEN-FUNCTION COMPOUNDS	3 469	1 378	504
812 PLUMBING, HEATING, LIGHTING EQUIP	544	1 419	508	515 ORGANIC COMPOUNDS ETC	633	717	259
821 FURNITURE	9 405	9 630	3 404	516 OTHER ORGANIC CHEMICALS	1 447	558	199
831 TRAVEL GOODS, HANDBAGS	208	1 086	358	522 INORGANIC ELEMENTS, OXIDES, ETC	11 791	2 079	737
842 MENS OUTERWEAR NOT KNIT	2 987	26 077	9 273	523 OTHER INORGANIC CHEMICALS	15 601	2 008	724
847 TEXTILE CLOTHING ACCESSORIES NES	70	2 190	792	531 SYNTHETIC DYE, NAT DYE, LAKES	2 414	5 611	2 003
848 HEADGEAR, NONTEXTILE CLOTHING	87	820	271	532 DYES NES, TANNING PRODS	7 306	1 425	513
851 FOOTWEAR	57	520	161	533 PIGMENTS, PAINTS, ETC	21 078	6 423	2 285
871 OPTICAL INSTRUMENTS	42	2 857	996	541 MEDICINAL ETC PRODUCTS	835	2 673	946
872 MEDICAL INSTRUMENTS NES	646	8 193	2 887	551 ESSENTIAL OIL, PERFUME, ETC	203	892	315
873 METERS & COUNTERS NES	165	1 640	568	553 PERFUMERY, COSMETICS, ETC	356	264	91
874 MEASURING, CONTROLLING INSTR	1 962	34 186	11 993	554 SOAPS, CLEANING ETC PREPS	7 805	2 716	968
881 PHOTO APPAR & EQUIPMENT NES	1 078	11 296	4 011	562 FERTILIZERS MANUFACTURED	6 580	315	110
882 PHOTO, CINEMA SUPPLIES	15 517	13 883	4 946	562 PROD OF CONDENSATION ETC	28 795	6 393	2 279
884 OPTICAL GOODS NES	15	1 793	639	583 PROD OF POLYMERIZING ETC	43 730	13 170	4 685
885 WATCHES AND CLOCKS	191	1 937	700	584 CELLULOSE DERIVATIVES ETC	2 206	968	349
892 PRINTED MATTER	2 638	3 809	1 302	585 PLASTIC MATERIALS NES	533	320	118
893 ARTICLES OF PLASTIC NES	5 254	6 752	2 352	591 PESTICIDES, DISINFECTANTS	2 401	3 295	1 111
894 TOYS, SPORTING GOODS, ETC	1 508	2 460	809	592 STARCH, INULIN, GLUTEN, ETC	2 584	752	262
895 OFFICE SUPPLIES NES	2 514	7 367	2 581	598 MISC CHEMICAL PRODS NES	27 917	5 924	2 094
897 GOLD, SILVER WARE, JEWELRY	307	2 733	918	611 LEATHER	2 791	11 319	3 976
898 MUSICAL INSTRUMENTS, PTS	394	2 395	804	612 LEATHER ETC MANUFACTURES	121	539	187
899 OTHER MANUFACTURED GOODS	1 833	4 541	1 594	613 FUR SKINS TANNED, DRESSED	98	3 761	1 345
				621 MATERIALS OF RUBBER	1 276	717	258
				625 RUBBER TYRES, TUBES	1 979	1 536	518
				628 RUBBER ARTICLES NES	724	1 070	372
				634 VENEERS, PLYWOOD, ETC	1 136	316	111
				635 WOOD MANUFACTURES NES	1 293	405	141
				641 PAPER AND PAPERBOARD	11 019	3 516	1 218
				642 ARTICLES OF PAPER ETC	4 333	1 485	522
				651 TEXTILE YARN AND THREAD	10 313	13 238	4 663
				652 COTTON FABRICS, WOVEN	32 659	78 203	27 688
				653 WOOL MAN-MADE FIB FABRIC	15 950	37 959	13 385
				654 OTH WOVEN TEXTILE FABRIC	1 481	5 085	1 802
				655 KNIT ETC FABRICS	11 567	28 133	9 951
				656 LACE, RIBBONS, TULLE, ETC	570	2 848	1 003
				657 SPECIAL TEXTILE ETC PROD	2 517	6 181	2 183
				658 TEXTILE ARTICLES NES	423	1 552	553
				659 FLOOR COVERINGS ETC	426	264	99
				661 CEMENT ETC BUILDING PROD	27 742	650	224
				662 CLAY, REFRACTORY BLDG PRD	27 629	3 927	1 377
				663 OTH NONMETAL MINERAL MFS	6 072	1 913	689
				664 GLASS	3 294	554	193
				665 GLASSWARE	269	503	179
				666 POTTERY	143	211	70
				667 PEARL, PREC., SEMI-P STONE		130	46
				671 PIG IRON ETC	1 141	244	82
				672 IRON, STL PRIMARY FORMS	234 243	12 488	4 392
				673 IRON AND STEEL SHAPES	23 794	1 859	662
				674 IRON, STL UNIV. PLATE, SHEET	171 010	17 940	6 221
				675 IRON, STEEL WOOD, STRIP	633	204	72
				677 IRON, STL WIRE EXCL W ROD	1 005	266	92
				678 IRON, STL TUBES, PIPES, ETC	36 440	5 046	1 807
				681 SILVER, PLATINUM, ETC	4	190	70
				682 COPPER EXC CEMENT COPPER	700	826	290
				683 NICKEL	70	168	58
				684 ALUMINIUM	838	1 137	381
				686 ZINC	513	152	56
				687 TIN	50	126	44
				691 STRUCTURES AND PARTS NES	14 476	4 851	1 631
				692 METAL TANKS, BOXES, ETC	390	384	137
				693 WIRE PRODUCTS NON ELECTR	3 583	1 786	564
				694 STL, COPPER NAILS, NUTS ETC	809	775	272
				695 TOOLS	732	2 212	764
				696 CUTLERY	161	578	198
				697 BASE METAL HOUSEHOLD EQUIP	2 733	1 358	476
				699 OTHER METAL MANUFACTURES	4 936	5 894	2 072
				700 INDUSTRIAL PLANT, CHAP 84	3 646	4 361	1 569
				711 STEAM BOILERS & AUX PLNT	407	656	235
				712 STEAM ENGINES, TURBINES	2	135	47
				713 INTERNAL COMBUSTION PISTON ENGN	5 925	13 785	4 875
TUNISIA							
IMPORTS							
036 SHELL FISH FRESH, FROZEN	461	395	139	641 PAPER AND PAPERBOARD	11 019	3 516	1 218
057 FRUIT, NUTS, FRESH, DRIED	8 544	2 980	1 009	642 ARTICLES OF PAPER ETC	4 333	1 485	522
072 COCOA	800	257	91	651 TEXTILE YARN AND THREAD	10 313	13 238	4 663
075 SPICES	306	117	39	652 COTTON FABRICS, WOVEN	32 659	78 203	27 688
112 ALCOHOLIC BEVERAGES	141 004	11 035	4 032	653 WOOL MAN-MADE FIB FABRIC	15 950	37 959	13 385
223 SEEDS FOR OTH FIXED OILS	1 085	133	50	654 OTH WOVEN TEXTILE FABRIC	1 481	5 085	1 802
251 PULP AND WASTE PAPER	39 145	5 446	1 951	655 KNIT ETC FABRICS	11 567	28 133	9 951
263 COTTON	3 538	532	195	656 LACE, RIBBONS, TULLE, ETC	570	2 848	1 003
269 WASTE OF TEXTILE FABRICS	294	91	31	657 SPECIAL TEXTILE ETC PROD	2 517	6 181	2 183
271 FERTILIZERS, CRUDE	80 000	1 071	399	658 TEXTILE ARTICLES NES	423	1 552	553
282 IRON AND STEEL SCRAP	2 811	478	172	659 FLOOR COVERINGS ETC	426	264	99
288 NONFERR METAL SCRAP NES	5 445	1 265	435	661 CEMENT ETC BUILDING PROD	27 742	650	224
291 CRUDE ANIMAL MATERIALS NES	86	890	316	662 CLAY, REFRACTORY BLDG PRD	27 629	3 927	1 377
333 CRUDE PETROLEUM	1 309 283	85 974	28 313	663 OTH NONMETAL MINERAL MFS	6 072	1 913	689
334 PETROLEUM PRODUCTS, REFIN	69 153	4 823	1 694	664 GLASS	3 294	554	193
551 ESSENTIAL OIL, PERFUME ETC	85	388	142	665 GLASSWARE	269	503	179
562 FERTILIZERS MANUFACTURED	703 830	35 084	12 844	666 POTTERY	143	211	70
612 LEATHER ETC MANUFACTURES	1 496	17 813	6 254	667 PEARL, PREC., SEMI-P STONE		130	46
633 CORK MANUFACTURES	4 885	766	271	671 PIG IRON ETC	1 141	244	82
642 ARTICLES OF PAPER ETC	3 998	2 906	1 034	672 IRON, STL PRIMARY FORMS	234 243	12 488	4 392
652 COTTON FABRICS, WOVEN	81	193	71	673 IRON AND STEEL SHAPES	23 794	1 859	662
658 TEXTILE ARTICLES NES	156	663	237	674 IRON, STL UNIV. PLATE, SHEET	171 010	17 940	6 221
659 FLOOR COVERINGS ETC	2 267	15 641	5 456	675 IRON, STEEL WOOD, STRIP	633	204	72
663 OTH NONMETAL MINERAL MFS	144	218	76	677 IRON, STL WIRE EXCL W ROD	1 005	266	92
684 ALUMINIUM	355	123	43	678 IRON, STL TUBES, PIPES, ETC	36 440	5 046	1 807
695 TOOLS	604	673	240	681 SILVER, PLATINUM, ETC	4	190	70
699 OTHER METAL MANUFACTURES	166	364	130	682 COPPER EXC CEMENT COPPER	700	826	290
714 ENGINES & MOTORS NES	10	933	318	683 NICKEL	70	168	58
716 ROTATING ELECTRIC PLANT	41	439	156	684 ALUMINIUM	838	1 137	381
724 TEXTILE, LEATHER MACHINERY	60	203	71	686 ZINC	513	152	56
751 OFFICE MACHINES	1 514	963	343	687 TIN	50	126	44
764 TELECOM EQPT, PTS, ACC NES	2 289	5 529	1 955	691 STRUCTURES AND PARTS NES	14 476	4 851	1 631
771 ELECTRICAL POWER MACHY NES	870	5 922	2 084	692 METAL TANKS, BOXES, ETC	390	384	137
772 SWITCHGEAR ETC & PTS NES	4 569	28 676	10 152	693 WIRE PRODUCTS NON ELECTR	3 583	1 786	564
773 ELECTRIC DISTRIBUTING MACH	6 326	13 312	4 673	694 STL, COPPER NAILS, NUTS ETC	809	775	272
831 TRAVEL GOODS, HANDBAGS	1 416	3 296	1 162	695 TOOLS	732	2 212	764
842 MENS OUTERWEAR NOT KNIT	29 662	108 026	38 138	696 CUTLERY	161	578	198
843 WOMENS OUTERWEAR NONKNIT	22 367	111 004	39 378	697 BASE METAL HOUSEHOLD EQUIP	2 733	1 358	476
844 UNDERWEAR NOT KNIT	8 789	46 979	16 655	699 OTHER METAL MANUFACTURES	4 936	5 894	2 072
845 UNDERWEAR KNIT NONELASTIC	11 682	52 805	18 662	700 INDUSTRIAL PLANT, CHAP 8			

7 IMPORTS AND EXPORTS (SPECIAL TRADE) BY COUNTRIES OF PRODUCTION AND CONSUMPTION AND BY GROUPS OF THE SITC-REV. II 1984

GROUP DESCRIPTION	DT = 100 KG	1 000 DM	1 000 \$	GROUP DESCRIPTION	DT = 100 KG	1 000 DM	1 000 \$
714 ENGINES & MOTORS NES	11	1 004	351	424 FIXED VEG OIL NONSOFT	16 462	4 184	1 429
716 ROTATING ELECTRIC PLANT	396	1 203	425	431 PROCESD ANML VEG OIL,ETC	1 167	691	242
718 OTH POWER GENERATG MACHY	99	328	117	511 HYDROCARBONS NES,DERIVS	3 572	626	213
721 AGRIC MACHY,EXC TRACTORS	10 398	10 288	3 710	512 ALCOHOLS,PHENOLS,ETC	111	182	64
722 TRACTORS NON-ROAD	34 150	32 823	11 477	513 ORGANIC ACIDS,ETC	9 305	2 681	915
723 CIVIL ENGINEERG EQUIP ETC	9 997	12 780	4 467	514 NITROGEN-FUNCTN COMPOUNDS	8 539	2 158	771
724 TEXTILE,LEATHER MACHNRY	6 578	20 462	7 210	515 ORG-INORG COMPOUNDS ETC	803	1 126	374
725 PAPER ETC MILL MACHINERY	1 045	4 431	1 651	516 OTHER ORGANIC CHEMICALS	5 308	2 056	691
726 PRINTG,BKBINDG MACHY,PTS	1 227	4 250	1 476	522 INORG ELEMNTS,OXIDES,ETC	26 171	5 507	1 938
727 FOOD MACHRY NON-DOMESTIC	81	323	116	523 OTHR INORGANIC CHEMICALS	17 965	3 260	1 147
728 OTH MACHY FOR SPCL INDUS	9 434	25 532	9 071	524 RADIOACTIVE ETC MATERIAL		190	69
736 MACHINE TOOLS FOR METAL	1 953	5 732	2 015	531 SYNT DYE,NAT INDGO,LAKES	1 212	1 955	676
737 METALWORKING MACHNRY NES	29	180	64	532 DYES NES,TANNING PRODS	1 833	487	165
741 HEATING,COOLING EQUIPMNT	2 597	6 175	2 206	533 PIGMENTS,PAINTS,ETC	17 415	9 020	3 146
742 PUMPS FOR LIQUIDS ETC	904	5 096	1 803	541 MEDICINAL ETC PRODUCTS	11 106	18 510	6 498
743 PUMPS NES,CENTRFUGES ETC	1 072	3 494	1 215	551 ESSENTL OIL,PERFUME,ETC	261	335	119
744 MECHANICAL HANDLING EQU	2 916	5 321	1 890	553 PERFUMERY,COSMETICS,ETC	8 140	7 165	2 422
745 NONELEC MACHY,TOOLS NES	1 916	9 965	3 551	554 SOAPS,CLEANING ETC PREPS	70 299	18 563	6 632
749 NONELEC MACH PTS,ACC NES	1 037	5 379	1 896	572 EXPLOSIVES,PYROTECH PROO	17 000	3 499	1 235
751 OFFICE MACHINES	314	3 426	1 214	582 PROD OF CONDENSATION ETC	5 034	2 799	976
752 AUTOMATIC DATA PROC EQUIP	31	561	207	583 PROD OF POLYMERIZING ETC	70 820	25 613	8 969
759 OFFICE & ADP MCH PTS,ACC	15	647	233	584 CELLULOSE DERIVATIVES ETC	3 037	1 539	560
761 TELEVISION RECEIVERS	414	1 236	433	591 PESTICIDES,DISINFECTANTS	2 338	3 158	1 138
762 RADIO BROADCAST RECEIVRS	33	326	121	592 STARCH,INULIN,GLUTEN,ETC	3 432	719	252
763 SOUND RECORDRS,PHONOGRPH	15	783	261	598 MISC CHEMICAL PRODS NES	25 754	6 700	2 330
764 TELECOM EQPT,PTS,ACC NES	6 860	30 244	10 786	605 INDUSTRIAL PLANT,CHAP 73	113 214	119 263	42 191
771 ELECTRIC POWER MACHY NES	1 112	4 005	1 400	607 INDUSTRIAL PLANT,CHAP 82	285	272	98
772 SWITCHGEAR ETC & PTS NES	5 481	26 775	9 462	612 LEATHER ETC MANUFACTURES	83	114	40
773 ELECTR DISTRIBUTING MACH	15 257	8 453	2 920	621 MATERIALS OF RUBBER	765	1 126	408
774 ELECTRO-MEDCL,XRAY EQUIP	82	2 053	734	625 RUBBER TYRES,TUBES	24 366	18 072	6 561
775 HOUSEHOLD TYPE EQUIP NES	358	593	199	628 RUBBER ARTICLES NES	1 937	4 548	1 638
776 TRANSISTORS,VALVES,ETC	2 587	8 985	3 225	634 VENEERS,PLYWOOD,ETC	5 928	1 551	542
778 ELECTRICAL MACHINERY NES	2 863	5 330	1 881	635 WOOD MANUFACTURES NES	14 832	3 557	1 292
781 PASS MOTOR VEH EXC BUSES	13 069	21 777	7 483	641 PAPER AND PAPERBOARD	12 437	3 999	1 388
782 LORRIES,SPCL MTR VEH NES	13 212	15 211	5 146	642 ARTICLES OF PAPER ETC	42 964	22 415	8 010
783 ROAD MOTOR VEHICLES NES	10 112	1 070	379	651 TEXTILE YARN AND THREAD	897	4 502	1 551
784 MOTOR VEHCL PTS,ACC NES	6 686	20 370	7 143	652 COTTON FABRICS,WOVEN	470	1 332	442
785 MOTOR & OTHER CYCLES ETC	217	846	310	653 WOVN MAN-MADE FIB FABRIC	4 402	5 405	1 816
786 VEH NES NONMOTR,TRAILERS	5 903	2 946	1 053	656 LACE,RIBBONS,TULLE,ETC	44	298	101
791 RAILWAY VEHICLES	14 601	51 980	17 804	657 SPECIAL TEXTILE ETC PROD	706	2 289	811
792 AIRCRAFT	10	364	131	658 TEXTILE ARTICLES NES	116	772	262
793 SHIPS AND BOATS	1 831	2 312	853	661 CEMENT ETC BUILDING PROO	491 362	19 883	6 829
812 PLUMB,G,HEATING,LIGHTNG EQU	834	1 367	494	662 CLAY,REFRACTORY BLDG PRO	52 316	6 608	2 378
821 FURNITURE	2 973	2 166	756	663 OTH NONMETAL MINERAL MFS	23 373	4 442	1 550
831 TRAVEL GOODS,HANDBAGS	1 151	3 984	1 417	664 GLASS	6 254	1 334	488
842 MENS OUTERWEAR NOT KNIT	3 092	9 630	3 389	665 GLASSWARE	332	1 066	387
843 WOMENS OUTERWEAR NONKNIT	2 580	6 250	2 198	667 PEARL,PREC-,SEMI-P STONE		106	39
844 UNDERWEAR NOT KNIT	3 689	8 366	2 951	671 PIG IRON ETC	914	117	39
845 UNDERWEAR KNIT NONELASTC	1 244	3 765	1 328	672 IRON,STL PRIMARY FORMS	38 283	2 970	1 002
846 UNDERWEAR KNITTED	8 661	22 945	8 179	673 IRON AND STEEL SHAPES	65 200	6 578	2 319
847 TXTL CLTHNG ACCESSRYS NES	5 802	15 885	5 577	674 IRN,STL UNIV,PLATE,SHEET	39 923	4 251	1 522
848 HEADGEAR,NONTXTL CLOTHNG	1 067	2 451	867	675 IRON,STEEL HOOP,STRIP	52 179	4 415	1 515
851 FOOTWEAR	36	128	41	677 IRN,STL WIRE EXCL W ROD	3 671	765	277
871 OPTICAL INSTRUMENTS	24	769	269	678 IRON,STL TUBES,PIPES,ETC	581 259	88 170	30 855
872 MEDICAL INSTRUMENTS NES	289	2 219	787	679 IRN,STL CASTINGS UNWORKE	9 100	1 047	370
874 MEASURNG,CONTROLNG INSTR	1 067	10 347	3 702	681 SILVER,PLATINUM,ETC	12	985	369
881 PHOTO APPAR & EQUIPT NES	192	1 736	610	682 COPPER EXC CEMENT COPPER	2 559	2 252	788
882 PHOTO,CINEMA SUPPLIES	2 250	5 725	2 026	684 ALUMINIUM	8 094	6 507	2 227
884 OPTICAL GOODS NES	2	227	77	685 LEAD	3 319	654	233
885 WATCHES AND CLOCKS	60	420	145	691 STRUCTURES AND PARTS NES	246 478	94 016	34 050
892 PRINTED MATTER	2 527	4 345	1 473	692 METAL TANKS,BOXES,ETC	8 433	6 026	2 070
893 ARTICLES OF PLASTIC NES	5 186	4 707	1 660	693 WIRE PRODUCTS NON ELECTR	28 095	5 736	2 028
894 TOYS,SPORTING GOODS,ETC	3 023	2 106	732	694 STL,COPPR NAILS,NUTS,ETC	2 288	1 649	565
895 OFFICE SUPPLIES NES	506	1 073	369	695 TOOLS	5 301	13 084	4 627
897 GOLD,SILVER WARE,JEWELRY	1	345	120	696 CUTLERY	292	1 827	679
898 MUSICAL INSTRUMENTS,PTS	436	1 687	601	697 BASE MTL HOUSEHOLD EQUIP	551	654	234
899 OTHER MANUFACTURED GOODS	1 767	7 076	2 504	699 OTHER METAL MANUFACTURES	13 292	12 622	4 425
961 COIN NONGOLD,NONCURRENT	119	99	37	700 INDUSTRIAL PLANT,CHAP 84	92 021	168 483	60 640
				703 INDUSTRIAL PLANT,CHAP 85	67 894	197 791	68 959
				711 STEAM BOILERS & AUX PLNT	1 490	4 005	1 398
				712 STEAM ENGINES,TURBINES	351	9 919	3 544
				713 INTRNL COMBUS PISTN ENGN	6 420	29 443	10 550
				714 ENGINES & MOTORS NES	29	598	212
				716 ROTATING ELECTRIC PLANT	12 647	36 335	12 227
				718 OTH POWER GENERATG MACHY	44	226	80
				721 AGRIC MACHY,EXC TRACTORS	7 428	11 899	4 425
				722 TRACTORS NON-ROAD	385	705	267
				723 CIVIL ENGINEERG EQUIP ETC	35 500	60 854	21 582
				724 TEXTILE,LEATHER MACHNRY	437	2 474	882
				725 PAPER ETC MILL MACHINERY	95	848	320
				726 PRINTG,BKBINDG MACHY,PTS	1 154	7 720	2 747
				727 FOOD MACHRY NON-DOMESTIC	160	1 162	408
				728 OTH MACHY FOR SPCL INDUS	23 412	51 050	18 149
				736 MACHINE TOOLS FOR METAL	7 773	21 899	7 670
				737 METALWORKING MACHNRY NES	12 842	11 535	3 954
				741 HEATING,COOLING EQUIPMNT	87 512	90 418	32 018
				742 PUMPS FOR LIQUIDS ETC	7 078	29 678	10 315
				743 PUMPS NES,CENTRFUGES ETC	13 630	31 171	11 010
				744 MECHANICAL HANDLING EQU	19 737	28 553	10 195
				745 NONELEC MACHY,TOOLS NES	18 636	42 793	14 994
				749 NONELEC MACH PTS,ACC NES	5 975	19 379	6 745
				751 OFFICE MACHINES	441	3 054	1 034
				752 AUTOMATIC DATA PROC EQUIP	84	2 278	813
				759 OFFICE & ADP MCH PTS,ACC	82	2 428	843
				761 TELEVISION RECEIVERS	16	202	74
				763 SOUND RECORDRS,PHONOGRPH	80	726	247
				764 TELECOM EQPT,PTS,ACC NES	4 331	122 708	41 415
				771 ELECTRIC POWER MACHY NES	15 395	14 637	5 306
				772 SWITCHGEAR ETC & PTS NES	6 529	34 301	12 054
				773 ELECTR DISTRIBUTING MACH	36 288	23 206	8 315
				774 ELECTRO-MEDCL,XRAY EQUIP	178	4 742	1 613
				775 HOUSEHOLD TYPE EQUIP NES	10 267	11 158	4 077
				776 TRANSISTORS,VALVES,ETC	6	695	245
				778 ELECTRICAL MACHINERY NES	30 965	29 472	10 454
				781 PASS MOTOR VEH EXC BUSES	15 972	26 228	9 385
LIBYA							
IMPORTS							
333 CRUDE PETROLEUM	96 366 224	6 077 218	2 164 476				
334 PETROLEUM PRODUCTS,REFIN	1 131 198	64 745	22 968				
512 ALCOHOLS,PHENOLS,ETC	81 836	3 526	1 272				
743 PUMPS NES,CENTRFUGES ETC	273	554	205				
752 AUTOMATIC DATA PROC EQUIP	2	258	88				
764 TELECOM EQPT,PTS,ACC NES	3	230	87				
781 PASS MOTOR VEH EXC BUSES	105	120	44				
EXPORTS							
001 LIVE ANIMALS	9 832	4 643	1 655				
022 MILK AND CREAM	76 219	15 482	5 419				
023 BUTTER	17 778	9 252	3 182				
024 CHEESE AND CURD	51 260	24 228	8 565				
043 BARLEY UNMILLED	14 360	675	237				
046 WHEAT ETC MEAL OR FLOUR	652 542	36 963	13 085				
058 FRUIT PRESERVED,PREPARED	443	94	33				
071 COFFEE AND SUBSTITUTES	38	272	99				
081 FEEDING STUFF FOR ANIMALS	466 554	25 539	9 003				
098 EDIBLE PRODUCTS,PREPS NES	1 684	2 227	799				
111 NON-ALCOHL BEVERAGES NES	777	121	41				
122 TOBACCO MFRS	2 877	3 972	1 521				
233 RUBBER,SYNTHETIC,RECLAIMD	6 567	1 835	652				
247 OTH WOOD ROUGH,SQUARED	4 274	320	109				
248 WOOD SHAPED	13 281	897	309				
278 OTHER CRUDE MINERALS	116 350	1 934	678				
288 NONFERR METAL SCRAP NES	328	161	59				
292 CRUDE VEG MATERIALS NES	335	760	267				
334 PETROLEUM PRODUCTS,REFIN	10 612	2 441	824				
335 RESIDUAL PETRLM PROD NES	5 908	813	278				
411 ANIMAL OILS AND FATS	2 000	300	105				
423 FIXED VEG OILS,SOFT	999	280	90				

7 IMPORTS AND EXPORTS (SPECIAL TRADE) BY COUNTRIES OF PRODUCTION AND CONSUMPTION AND BY GROUPS OF THE SITC-REV. II 1984

GROUP DESCRIPTION	DT * 100 KG	1 000 DM	1 000 \$	GROUP DESCRIPTION	DT * 100 KG	1 000 DM	1 000 \$
782 LORRIES, SPCL MTR VEH NES	31 261	45 196	15 766	122 TOBACCO MFRS	83	298	107
783 ROAD MOTOR VEHICLES NES	20 295	41 862	14 118	233 RUBBER, SYNTHETIC, RECLAIMD	2 574	1 015	363
784 MOTOR VEHCL PTS, ACC NES	26 570	101 069	36 503	247 OTH WOOD ROUGH, SQUARED	19 921	297	108
786 VEH NES NONMOTR, TRAILERS	14 715	8 452	2 932	248 WOOD SHAPED	22 359	2 103	701
792 AIRCRAFT	145	10 565	3 841	251 PULP AND WASTE PAPER	2 500	470	171
801 INDUSTRIAL PLANT, CHAP 90	620	6 124	2 041	266 SYNTHETIC FIBRE TO SPIN	12 888	7 164	2 584
812 PLUMB, HEATING, LIGHTING EQU	2 151	4 880	1 724	267 OTHER MAN-MADE FIBRES	20 987	15 788	5 819
821 FURNITURE	10 666	9 375	3 342	269 WASTE OF TEXTILE FABRICS	5 325	780	263
842 MENS OUTERWEAR NOT KNIT	70	413	144	273 STONE, SAND AND GRAVEL	11 877	327	115
843 WOMENS OUTERWEAR NONKNIT	20	286	96	274 SULPHUR ETC	2 695	205	75
845 OUTERWEAR KNIT NONELASTC	23	266	84	278 OTHER CRUDE MINERALS	5 857	661	228
846 UNDERWEAR KNITTED	10	137	50	287 BASE METAL ORES, CONC NES	7 406	543	188
848 HEADGEAR, NONTXLT CLOTHNG	303	1 221	414	291 CRUDE ANIMAL MTRIALS NES	50	173	66
851 FOOTWEAR	203	459	158	292 CRUDE VEG MATERIALS NES	542	1 586	563
871 OPTICAL INSTRUMENTS	31	1 953	672	322 COAL, LIGNITE, PEAT	4 661	285	105
872 MEDICAL INSTRUMENTS NES	874	10 331	3 646	323 BRIQUETS, COKE, SEMI-COKE	62 747	1 864	677
873 METERS & COUNTERS NES	34	400	140	334 PETROLEUM PRODUCTS, REFIN	19 031	5 210	1 822
874 MEASURING, CONTROLLING INSTR	1 926	17 405	5 947	335 RESIDUAL PETRLM PROD NES	80 674	5 099	1 702
881 PHOTO APPAR & EQUIPT NES	173	1 625	556	423 FIXED VEG OILS, SOFT	6 249	1 399	516
882 PHOTO, CINEMA SUPPLIES	392	776	263	424 FIXED VEG OIL NONSOFT	5 588	1 632	556
884 OPTICAL GOODS NES	36	1 014	340	431 PROCESD ANML VEG OIL, ETC	11 803	3 472	1 230
885 WATCHES AND CLOCKS	181	629	230	511 HYDROCARBONS NES, DERIVS	31 297	4 565	1 629
892 PRINTED MATTER	926	3 743	1 338	512 ALCOHOLS, PHENOLS, ETC	15 136	3 125	1 098
893 ARTICLES OF PLASTIC NES	8 490	12 057	4 128	513 ORGANIC ACIDS, ETC	56 675	13 515	4 746
894 TOYS, SPORTING GOODS, ETC	141	682	228	514 NITROGEN-FUNCTN COMPOUNDS	23 973	16 512	5 959
895 OFFICE SUPPLIES NES	636	3 467	1 183	515 ORG-INORG COMPOUNDS ETC	7 146	21 159	7 571
898 MUSICAL INSTRUMENTS, PTS	11	111	38	516 OTHER ORGANIC CHEMICALS	8 561	3 232	1 145
899 OTHER MANUFACTURED GOODS	211	960	338	522 INORG ELEMNTS, OXIDES, ETC	69 652	10 353	3 698
951 WAR FIREARMS, AMMUNITION	6	235	84	523 OTHR INORGANIC CHEMICALS	190 584	24 054	8 551
EGYPT				524 RADIOACTIVE ETC MATERIAL		111	39
IMPORTS	15 137 575	1 364 456	479 987	531 SYNT DYE, NAT INDGO, LAKES	7 792	24 249	8 538
042 RICE	31 246	3 664	1 301	532 DYES NES, TANNING PRODS	15 887	2 599	930
054 VEG ETC FRSH, SMPLY PRSVD	87 397	10 289	3 783	533 PIGMENTS, PAINTS, ETC	83 517	19 874	7 040
056 VEGETABLES ETC PRSVD, PREPD	14 492	8 002	2 830	541 MEDICINAL ETC PRODUCTS	14 038	95 864	33 725
061 SUGAR AND HONEY	55 949	1 018	356	551 ESSENTL OIL, PERFUME, ETC	1 751	4 484	1 585
075 SPICES	8 661	2 165	773	553 PERFUMERY, COSMETICS, ETC	3 310	2 791	974
222 SEEDS FOR SOFT/FIXED OIL	11 205	2 307	843	554 SOAPS, CLEANING ETC PREPS	20 124	7 496	2 666
263 COTTON	132 159	89 007	31 977	562 FERTILIZERS MANUFACTURED	176 020	11 829	4 146
266 SYNTHETIC FIBRE TO SPIN	2 394	698	250	572 EXPLOSIVES, PYROTECH PROD	30	630	227
267 OTHER MAN-MADE FIBRES	1 049	305	105	582 PROD OF CONDENSATION ETC	92 515	27 865	9 793
288 NONFERR METAL SCRAP NES	8 782	1 578	577	583 PROD OF POLYMERIZING ETC	296 157	74 900	26 465
289 PREC METAL ORE, WASTE NES		1 306	461	584 CELLULOSE DERIVATIVES ETC	4 014	3 203	1 145
291 CRUDE ANIMAL MTRIALS NES	3 388	985	346	585 PLASTIC MATERIALS NES	720	662	228
292 CRUDE VEG MATERIALS NES	15 512	8 834	3 125	591 PESTICIDES, DISINFECTANTS	24 783	37 777	13 670
333 CRUDE PETROLEUM	13 030 696	783 084	272 096	592 STARCH, INULIN, GLUTEN, ETC	3 425	1 710	609
334 PETROLEUM PRODUCTS, REFIN	886 524	61 864	21 919	598 MISC CHEMICAL PRODS NES	71 322	24 474	8 692
335 RESIDUAL PETRLM PROD NES	141 891	9 437	3 311	605 INDUSTRIAL PLANT, CHAP 73	9 833	7 857	2 726
512 ALCOHOLS, PHENOLS, ETC	17 750	4 217	1 485	611 LEATHER	1 762	379	132
515 ORG-INORG COMPOUNDS ETC	80	321	109	612 LEATHER ETC MANUFACTURES	13	182	63
531 SYNT DYE, NAT INDGO, LAKES	80	162	59	621 MATERIALS OF RUBBER	1 517	2 779	970
551 ESSENTL OIL, PERFUME, ETC	35	1 450	59	625 RUBBER TYRES, TUBES	7 844	6 085	2 143
651 TEXTILE YARN AND THREAD	86 326	85 162	30 514	628 RUBBER ARTICLES NES	2 250	6 451	2 249
652 COTTON FABRICS, WOVEN	11 575	12 803	4 490	634 VENEERS, PLYWOOD, ETC	15 587	6 227	2 219
658 TEXTILE ARTICLES NES	1 622	1 424	507	635 WOOD MANUFACTURES NES	3 498	1 756	644
659 FLOOR COVERINGS ETC	5 413	12 190	4 298	641 PAPER AND PAPERBOARD	77 082	18 600	6 531
672 IRON, STL PRIMARY FORMS	9 873	807	263	642 ARTICLES OF PAPER ETC	27 437	14 954	5 322
684 ALUMINIUM	558 928	228 427	82 443	651 TEXTILE YARN AND THREAD	8 297	9 504	3 325
697 BASE MTL HOUSEHOLD EQUIP	260	483	169	652 COTTON FABRICS, WOVEN	796	1 889	646
712 STEAM ENGINES, TURBINES	22	88	32	653 WOVN MAN-MADE FIB FABRIC	3 129	5 009	1 793
714 ENGINES & MOTORS NES	53	6 602	2 327	655 KNIT ETC FABRICS	46	102	34
716 ROTATING ELECTRIC PLANT	421	780	275	656 LACE, RIBBONS, TULLE, ETC	157	373	137
726 PRINTG, BKBINDG MACHY, PTS	218	174	64	657 SPECIAL TEXTILE ETC PROD	5 048	7 912	2 793
742 PUMPS FOR LIQUIDS ETC	29	312	110	658 TEXTILE ARTICLES NES	55	349	125
743 PUMPS NES, CENTRIFUGES ETC	25	1 089	383	659 FLOOR COVERINGS ETC	2 139	4 631	1 600
749 NONELEC MACH PTS, ACC NES	38	537	192	661 CEMENT ETC BUILDING PROD	282 324	5 196	1 836
764 TELECOM EQPT, PTS, ACC NES	11	663	192	662 CLAY, REFRACTORY BLDG PRD	48 577	6 891	2 467
792 AIRCRAFT	16	312	233	663 OTH NONMETAL MINERAL MFS	18 462	7 481	2 650
831 TRAVEL GOODS, HANDBAGS	14	128	111	664 GLASS	17 495	2 781	990
842 MENS OUTERWEAR NOT KNIT	13	103	42	665 GLASSWARE	9 393	3 193	1 160
843 WOMENS OUTERWEAR NONKNIT	23	106	36	666 POTTERY	1 063	1 130	385
844 UNDERWEAR NOT KNIT	1 258	1 387	40	667 PEARL, PREC-, SEMI-P STONE		168	55
845 UNDERWEAR KNIT NONELASTC	234	676	671	672 IRON, STL PRIMARY FORMS	2 958	732	265
846 UNDERWEAR KNITTED	900	2 931	486	673 IRON AND STEEL SHAPES	168 820	10 732	3 927
874 MEASURING, CONTROLLING INSTR	16	746	235	674 IRN, STL UNIV. PLATE, SHEET	156 921	13 006	4 504
892 PRINTED MATTER	294	257	1 081	675 IRON, STL HOOP, STRIP	213 224	25 352	8 829
961 COIN NONGOLD, NONCURRENT	2	283	264	676 RAILWAY RAILS ETC IRN, STL	64 998	14 867	5 321
EXPORTS	7 065 710	3 213 932	1 131 693	677 IRN, STL WIRE EXCL W ROD	532	143	47
001 LIVE ANIMALS	41 425	23 188	8 222	678 IRN, STL TUBES, PIPES, ETC	19 149	3 316	1 171
011 MEAT FRESH, CHILLD, FROZEN	524 710	153 396	54 587	679 IRN, STL CASTINGS UNWORKE	177 035	27 847	9 857
014 MEAT PREPD, PRSVD, NES ETC	35 978	12 578	4 524	681 SILVER, PLATINUM, ETC	2 495	1 803	621
022 MILK AND CREAM	79 156	19 936	6 717	682 COPPER EXC CEMENT COPPER	21	820	283
023 BUTTER	1 156	665	248	683 NICKEL	19 086	13 709	4 787
024 CHEESE AND CURD	4 033	2 365	832	684 ALUMINIUM	76	309	109
025 EGGS BIRDS, FRESH, PRSVD	17 533	10 339	3 647	685 LEAD	13 728	8 834	3 133
041 WHEAT ETC UNMILLED	1 293 259	51 389	18 517	686 ZINC	75 806	8 977	3 251
046 WHEAT ETC MEAL OR FLOUR	528 281	33 290	11 562	687 TIN	771	247	84
047 OTHER CEREAL MEALS, FLOUR	14 102	1 058	378	691 STRUCTURES AND PARTS NES	48	172	61
048 CEREAL ETC PREPARATIONS	1 096	891	323	692 METAL TANKS, BOXES, ETC	21 300	14 092	4 977
054 VEG ETC FRSH, SMPLY PRSVD	5 089	352	130	693 WIRE PRODUCTS NON ELECTR	2 077	2 283	787
057 FRUIT NUTS, FRESH, DRIED	715	291	105	694 STL, COPPR NAILS, NUTS, ETC	8 101	2 423	835
058 FRUIT PRESERVED, PREPARED	1 217	528	179	695 TOOLS	7 515	5 732	2 035
061 SUGAR AND HONEY	76 009	4 758	1 630	696 CUTLERY	7 527	22 002	7 827
062 SUGAR PREPS NON-COCOA	311	171	60	697 BASE MTL HOUSEHOLD EQUIP	370	1 243	431
071 COFFEE AND SUBSTITUTES	88	172	39	699 OTHER METAL MANUFACTURES	7 173	5 331	1 847
072 COCOA	200	110	71	700 INDUSTRIAL PLANT, CHAP 84	33 623	25 899	9 123
073 CHOCOLATE AND PRODUCTS	228	206	70	703 INDUSTRIAL PLANT, CHAP 85	30 094	109 349	37 118
075 SPICES	27	93	35	711 STEAM BOILERS & AUX PLNT	21 494	58 288	20 008
081 FEEDING STUFF FOR ANIMLS	75 842	13 158	4 564	712 STEAM ENGINES, TURBINES	2 563	2 888	1 018
098 EDIBLE PRODUCTS, PREPS NES	9 736	7 126	2 500	713 INTRNL COMBUS PISTN ENGN	239	4 857	1 657
112 ALCOHOLIC BEVERAGES	2 215	498	177	714 ENGINES & MOTORS NES	27 942	60 875	21 377
				716 ROTATING ELECTRIC PLANT	62	10 194	3 571
				718 OTH POWER GENERATG MACHY	223	1 314	462
				721 AGRIC MACHY, EXC TRACTORS	46 499	32 861	11 495
				722 TRACTORS NON-ROAD	709	902	324

7 IMPORTS AND EXPORTS (SPECIAL TRADE) BY COUNTRIES OF PRODUCTION AND CONSUMPTION AND BY GROUPS OF THE SITC-REV. II 1984

GROUP DESCRIPTION	DT * 100 KG	1 000 DM	1 000 \$	GROUP DESCRIPTION	DT * 100 KG	1 000 DM	1 000 \$
723 CIVIL ENGINEER EQUIP ETC	57 324	72 789	25 781	278 OTHER CRUDE MINERALS	4 169	568	202
724 TEXTILE, LEATHER MACHNRY	46 383	122 032	43 232	334 PETROLEUM PRODUCTS, REFIN	1 945	510	182
725 PAPER ETC MILL MACHINERY	11 187	27 154	9 288	335 RESIDUAL PETRLM PROD NES	2 225	414	147
726 PRINTG, BKBINDG MACHY, PTS	6 475	25 008	8 696	424 FIXED VEG OIL NONSOFT	227	87	31
727 FOOD MACHRY NON-DOMESTIC	5 422	16 221	5 746	431 PROCESD ANML VEG OIL, ETC	285	102	38
728 OTH MACHY FOR SPCL INDUS	41 604	130 659	46 139	511 HYDROCARBONS NES, DERIVS	666	236	82
736 MACHINE TOOLS FOR METAL	13 141	56 058	19 609	513 ORGANIC ACIDS, ETC	959	358	129
737 METALWORKING MACHNRY NES	2 804	7 971	2 733	514 NITROGEN-FUNCTN COMPOUNDS	218	184	63
741 HEATING, COOLING EQUIPMNT	35 475	61 918	21 911	516 OTHER ORGANIC CHEMICALS	2 198	2 580	919
742 PUMPS FOR LIQUIDS ETC	10 879	37 056	13 054	522 INORG ELEMNTS, OXIDES, ETC	57 993	5 140	1 764
743 PUMPS NES, CENTRIFUGES ETC	19 378	41 710	14 650	523 OTHR INORGANIC CHEMICALS	13 176	1 033	363
744 MECHANICAL HANDLING EQU	35 114	51 855	16 225	531 SYNT DYE, NAT INDGO, LAKES	387	1 081	381
745 NONELEC MACHY, TOOLS NES	19 730	73 808	26 019	532 DYES NES, TANNING PRODS	980	152	52
749 NONELEC MACH PTS, ACC NES	14 652	37 701	13 441	533 PIGMENTS, PAINTS, ETC	2 235	926	327
751 OFFICE MACHINES	933	6 608	2 280	541 MEDICINAL ETC PRODUCTS	1 115	6 425	2 238
752 AUTOMATIC DATA PROC EQUIP	450	8 095	2 792	551 ESSENTL OIL, PERFUME, ETC	365	1 066	374
759 OFFICE & ADP MCH PTS, ACC	72	1 459	512	553 PERFUMERY, COSMETICS, ETC	988	790	288
761 TELEVISION RECEIVERS	1 416	4 384	1 568	554 SOAPS, CLEANING ETC PREPS	349	193	66
762 RADIO BROADCAST RECEIVERS	18	353	125	562 FERTILIZERS MANUFACTURED	162 512	5 685	2 118
763 SOUND RECORDRS, PHONOGRPH	176	2 398	859	582 PROD OF CONDENSATION ETC	40	87	31
764 TELECOM EQPT, PTS, ACC NES	4 569	68 509	24 006	583 PROD OF POLYMERIZING ETC	27 117	6 376	2 286
771 ELECTRIC POWER MACHY NES	14 402	14 804	5 245	584 CELLULOSE DERIVATIVES ETC	167	155	54
772 SWITCHGEAR ETC & PTS NES	11 099	56 256	19 970	591 PESTICIDES, DISINFECTANTS	2 106	1 569	540
773 ELECTR DISTRIBUTING MACH	20 995	17 295	6 051	592 STARCH, INULIN, GLUTEN, ETC	14 436	2 205	775
774 ELECTRO-MEDCL, XRAY EQUIP	480	8 979	3 169	598 MISC CHEMICAL PRODS NES	2 247	952	336
775 HOUSEHOLD TYPE EQUIP NES	8 962	10 503	3 621	603 INDUSTRIAL PLANT, CHAP 69	31	101	36
776 TRANSISTORS, VALVES, ETC	37	1 241	441	605 INDUSTRIAL PLANT, CHAP 73	839	317	111
778 ELECTRICAL MACHINERY NES	33 192	43 888	15 322	607 INDUSTRIAL PLANT, CHAP 82	100	126	45
781 PASS MOTOR VEH EXC BUSES	79 039	79 196	27 822	621 MATERIALS OF RUBBER	205	156	54
782 LORRIES, SPCL MTR VEH NES	240 483	199 147	70 447	625 RUBBER TYRES, TUBES	652	558	203
783 ROAD MOTOR VEHICLES NES	20 596	22 018	7 893	628 RUBBER ARTICLES NES	305	625	215
784 MOTOR VEHCL PTS, ACC NES	182 092	149 433	52 823	634 VENEERS, PLYWOOD, ETC	805	225	76
785 MOTOR & OTHER CYCLES ETC	419	387	136	635 WOOD MANUFACTURES NES	139	89	31
786 VEH NES NONMOTR, TRAILERS	35 289	20 732	7 191	641 PAPER AND PAPERBOARD	11 602	1 266	437
791 RAILWAY VEHICLES	27 225	60 956	21 376	642 ARTICLES OF PAPER ETC	5 973	4 767	1 668
792 AIRCRAFT	31	2 411	834	651 TEXTILE YARN AND THREAD	206	367	128
793 SHIPS AND BOATS	17 333	22 651	7 313	657 SPECIAL TEXTILE ETC PROD	974	270	98
801 INDUSTRIAL PLANT, CHAP 90	750	4 206	1 499	658 TEXTILE ARTICLES NES	432	915	311
802 INDUSTRIAL PLANT, CHAP 94	2 923	14 319	5 226	661 CEMENT ETC BUILDING PROD	14 026	293	111
812 PLUMB, HEATNG, LGHTNG EQU	2 319	3 638	1 280	662 CLAY, REFRACTORY BLDG PRD	182	81	30
821 FURNITURE	3 583	11 367	4 118	663 OTH NONMETAL MINERAL MFS	83	122	45
842 MENS OUTERWEAR NOT KNIT	39	466	162	664 GLASS	791	169	57
843 WOMENS OUTERWEAR NONKNIT	14	780	270	665 GLASSWARE	143	87	32
845 OUTERWEAR KNIT NONELASTC	22	315	100	673 IRON AND STEEL SHAPES	8 186	2 421	817
846 UNDERWEAR KNITTED	8	148	47	674 IRN, STL UNIV, PLATE, SHEET	12 360	2 020	713
847 TXTL CLTHNG ACCESSRYS NES	115	646	225	675 IRON, STEEL HOOP, STRIP	1 562	173	61
848 HEADGEAR, NONTXTL CLOTHNG	258	787	279	677 IRN, STL WIRE EXCL W ROD	954	127	44
851 FOOTWEAR	102	464	161	678 IRON, STL TUBES, PIPES, ETC	1 459	364	128
871 OPTICAL INSTRUMENTS	82	2 690	927	683 NICKEL	50	91	35
872 MEDICAL INSTRUMENTS NES	921	11 965	4 196	684 ALUMINIUM	817	1 152	406
873 METERS & COUNTERS NES	2 534	3 481	1 206	685 LEAD	2 000	247	90
874 MEASURING, CONTROLING INSTR	3 240	29 038	10 266	691 STRUCTURES AND PARTS NES	4 804	4 163	1 431
881 PHOTO APPAR & EQUIP NES	513	5 437	1 929	692 METAL TANKS, BOXES, ETC	1 691	2 243	779
882 PHOTO, CINEMA SUPPLIES	5 257	9 769	3 404	693 WIRE PRODUCTS NON ELECTR	567	241	80
884 OPTICAL GOODS NES	45	2 281	794	694 STL, COPPR NAILS, NUTS, ETC	135	157	53
885 WATCHES AND CLOCKS	650	3 330	1 176	695 TOOLS	1 042	1 644	584
892 PRINTED MATTER	6 018	9 336	3 244	699 OTHER METAL MANUFACTURES	12 135	3 735	1 336
893 ARTICLES OF PLASTIC NES	17 503	11 887	4 178	700 INDUSTRIAL PLANT, CHAP 84	699	755	259
894 TOYS, SPORTING GOODS, ETC	1 361	6 711	2 384	703 INDUSTRIAL PLANT CHAP 85	1 062	1 029	378
895 OFFICE SUPPLIES NES	1 119	2 938	1 026	713 INTRNL COMBUS PISTN ENGN	766	1 515	526
896 WORKS OF ART ETC	11	432	155	714 ENGINES & MOTORS NES	28	1 613	588
897 GOLD, SILVER WARE, JEWELRY	7	950	356	716 ROTATING ELECTRIC PLANT	506	1 538	545
898 MUSICAL INSTRUMENTS, PTS	606	2 567	908	718 OTH POWER GENERATG MACHY	6	261	89
899 OTHER MANUFACTURED GOODS	792	3 392	1 216	721 AGRIC MACHY, EXC TRACTORS	4 167	4 617	1 539
951 WAR FIREARMS, AMMUNITION	354	1 920	652	722 TRACTORS NON-ROAD	375	355	118
971 GOLD, NON MONETARY NES		952	339	723 CIVIL ENGINEER EQUIP ETC	1 156	2 902	1 042
				724 TEXTILE, LEATHER MACHNRY	2 654	4 748	1 614
				725 PAPER ETC MILL MACHINERY	54	128	46
				726 PRINTG, BKBINDG MACHY, PTS	289	809	289
				727 FOOD MACHRY NON-DOMESTIC	5 954	4 766	1 741
				728 OTH MACHY FOR SPCL INDUS	4 973	10 433	3 740
				736 MACHINE TOOLS FOR METAL	411	1 383	483
				737 METALWORKING MACHNRY NES	243	407	142
				741 HEATING, COOLING EQUIPMNT	14 960	12 413	4 504
				742 PUMPS FOR LIQUIDS ETC	416	1 816	644
				743 PUMPS NES, CENTRIFUGES ETC	1 029	2 254	789
				744 MECHANICAL HANDLING EQU	3 743	4 855	1 766
				745 NONELEC MACHY, TOOLS NES	726	2 109	750
				749 NONELEC MACH PTS, ACC NES	456	2 162	756
				751 OFFICE MACHINES	84	573	200
				752 AUTOMATIC DATA PROC EQUIP	23	585	204
				759 OFFICE & ADP MCH PTS, ACC	11	183	61
				763 SOUND RECORDRS, PHONOGRPH	14	1 776	595
				764 TELECOM EQPT, PTS, ACC NES	173	1 377	478
				771 ELECTRIC POWER MACHY NES	50	382	122
				772 SWITCHGEAR ETC & PTS NES	193	886	312
				773 ELECTR DISTRIBUTING MACH	117	98	34
				774 ELECTRO-MEDCL, XRAY EQUIP	6	125	41
				778 ELECTRICAL MACHINERY NES	950	1 207	424
				781 PASS MOTOR VEH EXC BUSES	3 864	8 249	2 929
				782 LORRIES, SPCL MTR VEH NES	11 540	12 131	4 428
				783 ROAD MOTOR VEHICLES NES	1 935	1 185	399
				784 MOTOR VEHCL PTS, ACC NES	3 309	11 814	4 223
				786 VEH NES NONMOTR, TRAILERS	1 644	0 073	365
				791 RAILWAY VEHICLES	310	743	267
				792 AIRCRAFT	65	1 061	376
				801 INDUSTRIAL PLANT, CHAP 90	69	376	123
				812 PLUMB, HEATNG, LGHTNG EQU	150	470	166
				821 FURNITURE	948	638	224
				848 HEADGEAR, NONTXTL CLOTHNG	256	896	301
				871 OPTICAL INSTRUMENTS	4	121	43
				872 MEDICAL INSTRUMENTS NES	238	928	324
				873 METERS & COUNTERS NES	156	227	78
				874 MEASURING, CONTROLING INSTR	65	3 579	1 221
				881 PHOTO APPAR & EQUIP NES	30	230	85
SUDAN							
IMPORTS	756 477	140 846	49 768				
045 CEREALS NES UNMILLED	6 530	488	178				
054 VEG ETC FRSH, SPLY PRSVD	29 890	16 784	6 153				
056 VEGTBLES ETC PRSVD, PREPD	300	139	50				
061 SUGAR AND HONEY	322 229	6 464	2 362				
081 FEEDING STUFF FOR ANIMLS	109 848	5 793	2 040				
222 SEEDS FOR SOFT/FIXED OIL	43 076	10 788	3 757				
223 SEEDS FOR OTH FIXED OILS	5 185	945	308				
263 COTTON	181 832	67 800	23 712				
292 CRUDE VEG MATERIALS NES	41 630	17 283	6 122				
512 ALCOHOLS, PHENOLS, ETC	5 464	1 430	484				
553 PERFUMERY, COSMETICS, ETC	906	687	243				
651 TEXTILE YARN AND THREAD	7 414	6 806	2 393				
714 ENGINES & MOTORS NES	47	1 014	355				
764 TELECOM EQPT, PTS, ACC NES		120	43				
792 AIRCRAFT	32	2 083	750				
874 MEASURING, CONTROLING INSTR	8	380	136				
899 OTHER MANUFACTURED GOODS	3	167	61				
EXPORTS	603 027	205 986	72 772				
001 LIVE ANIMALS	2 568	2 047	678				
022 MILK AND CREAM	17 996	4 448	1 599				
025 EGGS, BIRDS, FRESH, PRSRVD	584	343	122				
035 FISH SALTED, DRIED, SMOKED	2 020	982	346				
046 WHEAT ETC MEAL OR FLOUR	54 645	2 973	1 034				
048 CEREAL ETC PREPARATIONS	1 005	297	107				
054 VEG ETC FRSH, SPLY PRSVD	999	204	66				
061 SUGAR AND HONEY	49 443	3 476	1 205				
072 COCOA	220	139	47				
081 FEEDING STUFF FOR ANIMLS	3 612	752	268				
098 EDIBLE PRODUCTS, PREPS NES	406	387	138				
112 ALCOHOLIC BEVERAGES	544	96	35				
233 RUBBER, SYNTHETIC, RECLAIMD	3 442	879	297				
273 STONE, SAND AND GRAVEL	2 000	128	44				

7 IMPORTS AND EXPORTS (SPECIAL TRADE) BY COUNTRIES OF PRODUCTION AND CONSUMPTION AND BY GROUPS OF THE SITC-REV. II 1984

GROUP DESCRIPTION	DT = 100 KG	1 000 DM	1 000 \$	GROUP DESCRIPTION	DT = 100 KG	1 000 DM	1 000 \$
882 PHOTO, CINEMA SUPPLIES	394	685	243	703 INDUSTRIAL PLANT, CHAP 85	169	395	138
892 PRINTED MATTER	115	213	75	713 INTRNL COMBUS PISTN ENGN	318	1 058	370
893 ARTICLES OF PLASTIC NES	495	594	205	716 ROTATING ELECTRIC PLANT	100	330	114
895 OFFICE SUPPLIES NES	24	122	41	722 TRACTORS NON-ROAD	100	169	65
899 OTHER MANUFACTURED GOODS	614	777	277	723 CIVIL ENGINEERG EQUIP ETC	738	1 144	419
MAURITANIA							
IMPORTS							
281 IRON ORE, CONCENTRATES	4 066 712	25 578	9 088	724 TEXTILE, LEATHER MACHNRY	32	296	106
EXPORTS							
022 MILK AND CREAM	170 066	25 311	8 967	727 FOOD MACHRY NON-DOMESTIC	64	292	102
023 BUTTER	6 060	3 065	1 116	728 OTH MACHY FOR SPCL INDUS	412	1 914	657
041 WHEAT ETC UNMILLED	373 517	20 497	7 195	736 MACHINE TOOLS FOR METAL	65	139	48
042 RICE	5 000	626	207	737 METALWORKING MACHNRY NES	52	127	46
111 NON-ALCOHL BEVERAGES NES	2 970	586	210	743 PUMPS NES, CENTRIFUGES ETC	340	581	214
335 RESIDUAL PETRLM PROD NES	1 050	148	51	745 NONELEC MACHY, TOOLS NES	28	102	34
423 FIXED VEG OILS, SOFT	2 916	761	259	749 NONELEC MACH PTS, ACC NES	41	204	69
531 SYNT DYE, NAT INDGO, LAKES	28	140	47	764 TELECOM EQPT, PTS, ACC NES	54	761	279
541 MEDICINAL ETC PRODUCTS	43	143	46	772 SWITCHGEAR ETC & PTS NES	67	143	50
583 PROD OF POLYMERIZING ETC	113	137	45	773 ELECTR DISTRIBUTING MACH	275	251	92
598 MISC CHEMICAL PRODS NES	2 595	572	187	778 ELECTRICAL MACHINERY NES	590	315	108
625 RUBBER TYRES, TUBES	444	252	91	781 PASS MOTOR VEH EXC BUSES	507	1 247	421
628 RUBBER ARTICLES NES	318	390	141	782 LORRIES, SPCL MTR VEH NES	1 821	2 462	914
642 ARTICLES OF PAPER ETC	249	240	84	783 ROAD MOTOR VEHICLES NES	143	132	50
652 COTTON FABRICS, WOVEN	1 232	7 186	2 541	784 MOTOR VEHCL PTS, ACC NES	265	519	179
667 PEARL, PREC-, SEMI-P STONE	1	220	81	785 MOTOR & OTHER CYCLES ETC	99	480	158
678 IRON, STL TUBES, PIPES, ETC	16	96	35	801 INDUSTRIAL PLANT, CHAP 90	35	283	96
684 ALUMINIUM	300	111	36	821 FURNITURE	200	91	32
713 INTRNL COMBUS PISTN ENGN	107	304	113	874 MEASURNG, CONTROLNG INSTR	14	157	57
723 CIVIL ENGINEERG EQUIP ETC	1 166	3 654	1 255	893 ARTICLES OF PLASTIC NES	367	180	65
728 OTH MACHY FOR SPCL INDUS	163	283	99	UPPER VOLTA			
741 HEATING, COOLING EQUIPMNT	129	343	118	IMPORTS			
744 MECHANICAL HANDLING EQU	2 501	7 883	2 974	054 VEG ETC FRSH, SMPLY PRSVD	336	112	42
749 NONELEC MACH PTS, ACC NES	16	314	112	263 COTTON	33 460	16 785	5 693
764 TELECOM EQPT, PTS, ACC NES	2	168	54	899 OTHER MANUFACTURED GOODS	117	273	99
772 SWITCHGEAR ETC & PTS NES	16	171	62	EXPORTS			
778 ELECTRICAL MACHINERY NES	1 222	609	211	022 MILK AND CREAM	4 980	1 092	392
781 PASS MOTOR VEH EXC BUSES	326	1 056	377	054 VEG ETC FRSH, SMPLY PRSVD	70	99	35
782 LORRIES, SPCL MTR VEH NES	5 315	7 077	2 527	292 CRUDE VEG MATERIALS NES	117	456	162
783 ROAD MOTOR VEHICLES NES	184	323	110	431 PROCESD ANML VEG OIL, ETC	14 147	2 520	859
784 MOTOR VEHCL PTS, ACC NES	938	3 074	1 104	531 SYNT DYE, NAT INDGO, LAKES	78	393	135
786 VEH NES NONMOTR, TRAILERS	1 966	1 281	452	541 MEDICINAL ETC PRODUCTS	130	575	197
791 RAILWAY VEHICLES	13	255	84	583 PROD OF POLYMERIZING ETC	746	275	98
874 MEASURNG, CONTROLNG INSTR	11	112	40	584 CELLULOSE DERIVATIVES ETC	114	112	41
882 PHOTO, CINEMA SUPPLIES	226	649	219	591 PESTICIDES, DISINFECTANTS	83	321	116
892 PRINTED MATTER	90	1 233	459	598 MISC CHEMICAL PRODS NES	373	158	57
895 OFFICE SUPPLIES NES	29	113	40	628 RUBBER ARTICLES NES	15	123	41
MALI							
IMPORTS							
057 FRUIT, NUTS, FRESH, DRIED	1 233	540	200	692 METAL TANKS, BOXES, ETC	124	134	48
263 COTTON	89 226	44 436	15 996	695 TOOLS	65	131	44
431 PROCESD ANML VEG OIL, ETC	240	223	74	713 INTRNL COMBUS PISTN ENGN	48	276	96
971 GOLD, NON MONETARY NES		3 712	1 372	716 ROTATING ELECTRIC PLANT	277	766	251
EXPORTS							
022 MILK AND CREAM	3 464	837	294	724 TEXTILE, LEATHER MACHNRY	27	432	147
037 FISH ETC PREPD PRSVD NES	430	181	58	742 PUMPS FOR LIQUIDS ETC	240	674	225
081 FEEDING STUFF FOR ANIMLS	1 445	184	62	743 PUMPS NES, CENTRIFUGES ETC	18	102	35
248 WOOD SHAPED	8 502	697	244	745 NONELEC MACHY, TOOLS NES	59	387	136
431 PROCESD ANML VEG OIL, ETC	1 662	297	96	764 TELECOM EQPT, PTS, ACC NES	96	1 964	641
514 NITROGEN-FUNCTN COMPOUNDS	404	372	131	776 TRANSISTORS, VALVES, ETC	21	225	75
516 OTHER ORGANIC CHEMICALS	68	96	33	778 ELECTRICAL MACHINERY NES	316	219	72
523 OTHR INORGANIC CHEMICALS	2 484	315	110	781 PASS MOTOR VEH EXC BUSES	192	413	149
531 SYNT DYE, NAT INDGO, LAKES	747	2 963	1 027	782 LORRIES, SPCL MTR VEH NES	1 592	2 250	760
533 PIGMENTS, PAINTS, ETC	502	133	46	784 MOTOR VEHCL PTS, ACC NES	136	438	154
541 MEDICINAL ETC PRODUCTS	25	168	56	874 MEASURNG, CONTROLNG INSTR	12	256	93
551 ESSENTL OIL, PERFUME, ETC	32	131	46	882 PHOTO, CINEMA SUPPLIES	55	152	51
554 SOAPS, CLEANING ETC PREPS	449	172	58	893 ARTICLES OF PLASTIC NES	425	225	77
562 FERTILIZERS MANUFACTURED	5 429	341	118	NIGER			
572 EXPLOSIVES, PYROTECH PROD	3 877	1 450	507	IMPORTS			
582 PROD OF CONDENSATION ETC	311	121	45	764 TELECOM EQPT, PTS, ACC NES	11	177	63
583 PROD OF POLYMERIZING ETC	6 248	1 528	535	EXPORTS			
591 PESTICIDES, DISINFECTANTS	215	441	154	022 MILK AND CREAM	7 722	1 963	687
598 MISC CHEMICAL PRODS NES	1 434	317	116	046 WHEAT ETC MEAL OR FLOUR	39 572	1 970	673
605 INDUSTRIAL PLANT, CHAP 73	778	237	83	061 SUGAR AND HONEY	1 730	92	30
607 INDUSTRIAL PLANT, CHAP 82	752	1 569	565	098 EDIBLE PRODUCTS, PREPS NES	9 268	3 969	1 375
625 RUBBER TYRES, TUBES	1 175	602	203	423 FIXED VEG OILS, SOFT	650	167	61
628 RUBBER ARTICLES NES	60	191	67	431 PROCESD ANML VEG OIL, ETC	15 005	2 507	917
634 VENEERS, PLYWOOD, ETC	513	138	48	514 NITROGEN-FUNCTN COMPOUNDS	43	131	44
635 WOOD MANUFACTURES NES	598	116	42	523 OTHR INORGANIC CHEMICALS	22 013	687	243
641 PAPER AND PAPERBOARD	175	125	41	531 SYNT DYE, NAT INDGO, LAKES	208	744	261
642 ARTICLES OF PAPER ETC	195	133	46	533 PIGMENTS, PAINTS, ETC	118	84	31
652 COTTON FABRICS WOVEN	1 331	6 496	2 245	541 MEDICINAL ETC PRODUCTS	12	340	121
663 OTH NONMETAL MINERAL MFS	164	173	63	554 SOAPS, CLEANING ETC PREPS	519	229	82
665 GLASSWARE	4	214	74	562 FERTILIZERS MANUFACTURED	4 000	180	59
667 PEARL, PREC-, SEMI-P STONE	10	513	183	583 PROD OF POLYMERIZING ETC	705	210	73
673 IRON AND STEEL SHAPES	2 978	334	120	591 PESTICIDES, DISINFECTANTS	113	266	94
674 IRN, STL UNIV, PLATE, SHEET	1 602	145	51	598 MISC CHEMICAL PRODS NES	1 683	1 458	519
677 IRN, STL WIRE EXCL W ROD	2 415	317	116	652 COTTON FABRICS, WOVEN	2 067	8 864	3 196
678 IRON, STL TUBES, PIPES, ETC	308	107	38	662 CLAY, REFRACTORY BLDG PRD	1 177	126	44
682 COPPER EXC CEMENT COPPER	153	91	33	691 STRUCTURES AND PARTS NES	95	261	96
691 STRUCTURES AND PARTS NES	3 606	1 602	551	696 CUTLERY	84	195	71
693 WIRE PRODUCTS NON ELECTR	253	99	32	712 STEAM ENGINES, TURBINES	119	380	140
695 TOOLS	192	441	164	724 TEXTILE, LEATHER MACHNRY	121	476	173
696 CUTLERY	41	110	37	727 FOOD MACHRY NON-DOMESTIC	108	297	104
699 OTHER METAL MANUFACTURES	415	358	124	728 OTH MACHY FOR SPCL INDUS	349	1 094	402
700 INDUSTRIAL PLANT, CHAP 84	1 709	5 336	1 866	743 PUMPS NES, CENTRIFUGES ETC	23	181	62
				744 MECHANICAL HANDLING EQU	92	157	57
				745 NONELEC MACHY, TOOLS NES	82	328	117
				764 TELECOM EQPT, PTS, ACC NES	148	3 607	1 333
				772 SWITCHGEAR ETC & PTS NES	30	202	66
				773 ELECTR DISTRIBUTING MACH	86	234	88
				778 ELECTRICAL MACHINERY NES	145	104	34

7 IMPORTS AND EXPORTS (SPECIAL TRADE) BY COUNTRIES OF PRODUCTION AND CONSUMPTION AND BY GROUPS OF THE SITC-REV. II 1984

GROUP DESCRIPTION	DT = 100 KG	1 000 DM	1 000 \$	GROUP DESCRIPTION	DT = 100 KG	1 000 DM	1 000 \$
781 PASS MOTOR VEH EXC BUSES	332	787	268	582 PROD OF CONDENSATION ETC	1 089	431	152
782 LORRIES, SPCL MTR VEH NES	172	263	93	583 PROD OF POLYMERIZING ETC	18 656	4 037	1 421
784 MOTOR VEHCL PTS, ACC NES	180	538	187	585 PLASTIC MATERIALS NES	140	195	71
821 FURNITURE	247	201	73	591 PESTICIDES, DISINFECTANTS	972	934	334
874 MEASURNG, CONTROLNG INSTR	13	277	97	592 STARCH, INULIN, GLUTEN, ETC	267	171	60
CHAD				598 MISC CHEMICAL PRODS NES	3 280	1 084	381
IMPORTS	113 032	56 340	19 548	621 MATERIALS OF RUBBER	492	375	129
263 COTTON	112 847	56 143	19 474	625 RUBBER TYRES, TUBES	2 228	681	233
652 COTTON FABRICS, WOVEN	182	179	69	628 RUBBER ARTICLES NES	41	110	40
EXPORTS	53 783	10 103	3 525	634 VENEERS, PLYWOOD, ETC	605	172	65
022 MILK AND CREAM	800	194	69	641 PAPER AND PAPERBOARD	2 133	216	77
037 FISH ETC PREPD PRSVD NES	600	260	91	652 COTTON FABRICS, WOVEN	1 305	5 091	1 774
041 WHEAT ETC UNMILLED	39 750	2 135	751	653 WOVN MAN-MADE FIB FABRIC	148	237	80
061 SUGAR AND HONEY	1 950	108	38	655 KNIT ETC FABRICS	422	505	184
112 ALCOHOLIC BEVERAGES	3 954	583	197	657 SPECIAL TEXTILE ETC PROD	357	168	59
531 SYNT DYE, NAT INDGO, LAKES	20	80	30	662 CLAY, REFRACTORY BLDG PRD	1 511	196	72
541 MEDICINAL ETC PRODUCTS	150	369	129	663 OTH NONMETAL MINERAL MFS	127	104	37
727 FOOD MACHRY NON-DOMESTIC	77	235	85	674 IRN, STL UNIV, PLATE, SHEET	5 585	1 415	399
745 NONELEC MACHY, TOOLS NES	71	251	89	675 IRON, STEEL HOOP, STRIP	526	91	33
781 PASS MOTOR VEH EXC BUSES	220	337	126	678 IRON, STL TUBES, PIPES, ETC	572	93	33
782 LORRIES, SPCL MTR VEH NES	2 048	1 379	492	684 ALUMINIUM	111	144	50
784 MOTOR VEHCL PTS, ACC NES	387	1 169	436	691 STRUCTURES AND PARTS NES	410	632	227
785 MOTOR & OTHER CYCLES ETC	26	101	34	695 TOOLS	105	213	72
821 FURNITURE	99	172	60	699 OTHER METAL MANUFACTURES	4 635	2 192	757
CAPE VERDE				711 STEAM BOILERS & AUX PLNT	220	641	225
IMPORTS	710	150	55	713 INTRNL COMBUS PISTN ENGN	817	2 186	789
223 SEEDS FOR OTH FIXED OILS	642	81	31	716 ROTATING ELECTRIC PLANT	183	325	112
EXPORTS	44 605	10 837	3 797	721 AGRIC MACHY, EXC TRACTORS	162	310	110
022 MILK AND CREAM	3 854	980	330	722 TRACTORS NON-ROAD	131	240	73
042 RICE	33 243	4 106	1 455	723 CIVIL ENGINEERG EQUIP ETC	642	1 350	474
112 ALCOHOLIC BEVERAGES	712	103	36	724 TEXTILE, LEATHER MACHNRY	224	1 024	361
423 FIXED VEG OILS, SOFT	1 188	356	122	725 PAPER ETC MILL MACHINERY	103	493	169
541 MEDICINAL ETC PRODUCTS	27	129	41	726 PRINTG, BKBINDG MACHY, PTS	332	671	245
583 PROD OF POLYMERIZING ETC	672	155	54	727 FOOD MACHRY NON-DOMESTIC	1 311	3 135	1 133
678 IRON, STL TUBES, PIPES, ETC	379	117	43	728 OTH MACHY FOR SPCL INDUS	572	3 387	1 203
695 TOOLS	190	234	81	736 MACHINE TOOLS FOR METAL	55	277	95
713 INTRNL COMBUS PISTN ENGN	49	467	172	741 HEATING, COOLING EQUIPMNT	202	700	246
742 PUMPS FOR LIQUIDS ETC	41	149	52	742 PUMPS FOR LIQUIDS ETC	545	2 025	720
743 PUMPS NES, CENTRIFUGES ETC	39	89	33	743 PUMPS NES, CENTRIFUGES ETC	165	557	194
745 NONELEC MACHY, TOOLS NES	17	86	31	744 MECHANICAL HANDLING EQU	156	324	116
764 TELECOM EQPT, PTS, ACC NES	10	114	42	745 NONELEC MACHY, TOOLS NES	80	620	220
772 SWITCHGEAR ETC & PTS NES	97	458	163	749 NONELEC MACH PTS, ACC NES	113	384	132
773 ELECTR DISTRIBUTING MACH	167	129	45	751 OFFICE MACHINES	64	249	88
775 HOUSEHOLD TYPE EQUIP NES	34	85	30	751 TELEVISION RECEIVERS	145	501	176
778 ELECTRICAL MACHINERY NES	326	209	74	764 TELECOM EQPT, PTS, ACC NES	63	862	292
781 PASS MOTOR VEH EXC BUSES	53	95	32	778 ELECTRICAL MACHINERY NES	152	238	79
782 LORRIES, SPCL MTR VEH NES	275	319	114	781 PASS MOTOR VEH EXC BUSES	1 718	3 900	1 368
784 MOTOR VEHCL PTS, ACC NES	37	154	54	782 LORRIES, SPCL MTR VEH NES	1 806	2 143	776
792 AIRCRAFT	5	322	115	784 MOTOR VEHCL PTS, ACC NES	1 298	1 017	361
874 MEASURNG, CONTROLNG INSTR	12	226	78	786 VEH NES NONMOTR, TRAILERS	309	157	54
SENEGAL				792 AIRCRAFT	9	410	141
IMPORTS	377 715	39 742	14 220	821 FURNITURE	547	821	100
034 FISH FRESH, CHILLED, FROZN	1 601	1 314	471	871 OPTICAL INSTRUMENTS	2	108	38
036 SHELL FISH FRESH, FROZEN	982	1 796	641	872 MEDICAL INSTRUMENTS NES	8	153	53
037 FISH ETC PREPD PRSVD NES	12 772	9 262	3 341	874 MEASURNG, CONTROLNG INSTR	25	554	196
054 VEG ETC FRSH, SMPLY PRSVD	1 333	421	158	881 PHOTO APPAR & EQUIPT NES	21	165	58
057 FRUIT, NUTS, FRESH, DRIED	1 070	294	106	882 PHOTO, CINEMA SUPPLIES	474	831	295
075 SPICES	227	140	52	893 ARTICLES OF PLASTIC NES	658	481	167
081 FEEDING STUFF FOR ANIMLS	191 374	9 934	3 604	894 TOYS, SPORTING GOODS, ETC	208	186	64
222 SEEDS FOR 'SOFT' FIXED OIL	20 915	4 499	1 647	895 OFFICE SUPPLIES NES	46	208	68
278 OTHER CRUDE MINERALS	117 459	2 640	935	897 GOLD, SILVER WARE, JEWELRY	29	409	141
288 NONFERR METAL SCRAP NES	1 055	335	112	899 OTHER MANUFACTURED GOODS	75	125	44
423 FIXED VEG OILS, SOFT	23 797	6 831	2 390	GAMBIA			
512 ALCOHOLS, PHENOLS, ETC	4 423	1 230	401	IMPORTS	22 621	6 204	2 245
941 ZOO ANIMALS, PETS	58	506	178	034 FISH FRESH, CHILLED, FROZN	189	190	69
EXPORTS	217 875	83 349	29 005	222 SEEDS FOR 'SOFT' FIXED OIL	2 039	359	132
022 MILK AND CREAM	23 126	5 288	1 793	423 FIXED VEG OILS, SOFT	19 956	5 506	1 993
035 FISH SALTED, DRIED, SMOKED	250	106	38	EXPORTS	133 408	17 385	6 081
041 WHEAT ETC UNMILLED	55 000	2 743	884	022 MILK AND CREAM	1 170	275	101
042 RICE	5 000	625	204	035 FISH SALTED, DRIED, SMOKED	1 000	417	144
233 RUBBER, SYNTHETIC, RECLAIMD	329	117	42	042 RICE	7 500	866	317
292 CRUDE VEG MATERIALS NES	41	218	78	046 WHEAT ETC MEAL OR FLOUR	11 728	649	239
335 RESIDUAL PETRLM PROD NES	812	118	42	061 SUGAR AND HONEY	99 407	5 514	1 955
423 FIXED VEG OILS, SOFT	33 633	7 212	2 484	335 RESIDUAL PETRLM PROD NES	1 549	125	40
431 PROCESD ANML VEG OIL, ETC	492	120	41	423 FIXED VEG OILS, SOFT	353	101	33
511 HYDROCARBONS NES, DERIVS	6 732	681	238	431 PROCESD ANML VEG OIL, ETC	2 960	458	156
512 ALCOHOLS, PHENOLS, ETC	442	221	76	513 ORGANIC ACIDS, ETC	67	107	35
513 ORGANIC ACIDS, ETC	3 793	674	218	541 MEDICINAL ETC PRODUCTS	31	147	49
514 NITROGEN-FUNCTN COMPOUNDS	619	593	205	625 RUBBER TYRES, TUBES	164	85	30
515 ORG-INORG COMPOUNDS ETC	210	724	246	652 COTTON FABRICS, WOVEN	205	956	350
516 OTHER ORGANIC CHEMICALS	467	665	241	665 GLASSWARE	438	97	33
522 INORG ELEMNTS, OXIDES ETC	5 280	964	337	722 TRACTORS NON-ROAD	354	419	142
523 OTH INORGANIC CHEMICALS	5 873	663	233	727 FOOD MACHRY NON-DOMESTIC	96	208	71
531 SYNT DYE, NAT INDGO, LAKES	1 822	3 784	1 313	728 OTH MACHY FOR SPCL INDUS	138	398	136
532 DYES NES, TANNING PRODS	590	99	35	736 MACHINE TOOLS FOR METAL	172	451	168
533 PIGMENTS, PAINTS, ETC	749	330	114	741 HEATING, COOLING EQUIPMNT	122	130	47
541 MEDICINAL ETC PRODUCTS	171	619	219	742 PUMPS FOR LIQUIDS ETC	219	171	56
551 ESSENTL OIL, PERFUME, ETC	24	115	40	745 NONELEC MACHY, TOOLS NES	60	125	41
554 SOAPS, CLEANING ETC PREPS	1 803	699	247	759 OFFICE & ADP MCH PTS, ACC	2	95	31
562 FERTILIZERS MANUFACTURED	3 291	92	33	764 TELECOM EQPT, PTS, ACC NES	11	153	58
				778 ELECTRICAL MACHINERY NES	76	93	30
				781 PASS MOTOR VEH EXC BUSES	443	840	302
				782 LORRIES, SPCL MTR VEH NES	299	299	101
				784 MOTOP VEHCL PTS, ACC NES	121	299	101

7 IMPORTS AND EXPORTS (SPECIAL TRADE) BY COUNTRIES OF PRODUCTION AND CONSUMPTION AND BY GROUPS OF THE SITC-REV. II 1984

GROUP DESCRIPTION	DT = 100 KG	1 000 DM	1 000 \$	GROUP DESCRIPTION	DT = 100 KG	1 000 DM	1 000 \$
GUIN BISSAU				081 FEEDING STUFF FOR ANIMLS	1 315	142	50
IMPORTS	120	159	54	098 EDIBLE PRODCTS,PREPS NES	540	237	79
EXPORTS	30 313	6 983	2 326	269 WASTE OF TEXTILE FABRICS	1 386	287	103
022 MILK AND CREAM	550	129	46	335 RESIDUAL PETRLM PROD NES	3 528	573	207
037 FISH ETC PREPD PRSVD NES	600	260	90	423 FIXED VEG OILS,SOFT	1 282	322	109
046 WHEAT ETC MEAL OR FLOUR	7 303	364	130	431 PROCESD ANML VEG OIL,ETC	5 606	901	319
541 MEDICINAL ETC PRODUCTS	37	88	33	522 INORG ELEMNTS,OXIDES,ETC	2 367	184	65
673 IRON AND STEEL SHAPES	5 722	934	305	523 OTHR INORGANIC CHEMICALS	1 306	215	73
674 IRN, STL UNIV, PLATE, SHEET	930	156	51	541 MEDICINAL ETC PRODUCTS	1 116	880	322
678 IRON, STL TUBES, PIPES, ETC	11 025	1 810	590	625 RUBBER TYRES, TUBES	1 387	416	148
723 CIVIL ENGINEERG EQUIP ETC	11	152	51	642 ARTICLES OF PAPER ETC	509	172	58
781 PASS MOTOR VEH EXC BUSES	111	112	40	653 WOVN MAN-MADE FIB FABRIC	115	104	36
782 LORRIES, SPCL MTR VEH NES	48	108	36	655 KNIT ETC FABRICS	58	88	32
GUINEA				657 SPECIAL TEXTILE ETC PROD	1 167	415	155
IMPORTS	16 630 666	269 787	94 816	662 CLAY,REFRACTORY BLDG PRD	1 398	225	76
071 COFFEE AND SUBSTITUTES	3 591	3 267	1 099	663 OTH NONMETAL MINERAL MFS	383	164	59
081 FEEDING STUFF FOR ANIMLS	10 317	438	144	671 PIG IRON ETC	950	210	69
247 OTH WOOD ROUGH, SQUARED	7 461	432	149	674 IRN, STL UNIV, PLATE, SHEET	1 675	151	53
287 BASE METAL ORES, CONC NES	16 608 995	265 428	93 345	691 STRUCTURES AND PARTS NES	1 150	931	346
EXPORTS	444 111	56 075	19 617	692 METAL TANKS,BOXES,ETC	267	134	50
022 MILK AND CREAM	1 471	259	88	694 STL, COPPR NAILS, NUTS, ETC	166	106	37
046 WHEAT ETC MEAL OR FLOUR	28 090	1 447	501	695 TOOLS	194	347	121
098 EDIBLE PRODCTS,PREPS NES	364	163	53	697 BASE MTL HOUSEHOLD EQUIP	862	652	245
112 ALCOHOLIC BEVERAGES	1 617	253	89	699 OTHR METAL MANUFACTURES	275	188	64
121 TOBACCO UNMNFCTRD, REFUSE	1 360	210	72	713 INTRNL COMBUS PISTN ENGN	289	1 159	385
248 WOOD SHAPED	3 988	263	93	716 ROTATING ELECTRIC PLANT	156	350	124
269 WASTE OF TEXTILE FABRICS	1 198	370	126	722 TRACTORS NON-ROAD	94	156	56
334 PETROLEUM PRODUCTS, REFIN	2 083	611	212	723 CIVIL ENGINEERG EQUIP ETC	1 386	1 957	735
511 HYDROCARBONS NES, DERIVS	307	91	32	725 PAPER ETC MILL MACHINERY	27	242	92
512 ALCOHOLS, PHENOLS, ETC	200	135	44	726 OTH MACHY FOR SPCL INDUS	758	2 231	819
522 INORG ELEMNTS,OXIDES,ETC	150 429	2 000	701	736 MACHINE TOOLS FOR METAL	357	498	183
533 PIGMENTS, PAINTS, ETC	307	217	74	741 HEATING, COOLING EQUIPMNT	91	178	64
541 MEDICINAL ETC PRODUCTS	1 117	1 009	358	742 PUMPS FOR LIQUIDS ETC	53	169	60
583 PROD OF POLYMERIZING ETC	1 805	562	190	743 PUMPS NES, CENTRIFUGES ETC	89	251	89
605 INDUSTRIAL PLANT, CHAP 73	430	629	232	744 MECHANICAL HANDLING EQU	222	382	132
625 RUBBER TYRES, TUBES	552	326	112	745 NONELEC MACHY, TOOLS NES	51	209	77
635 WOOD MANUFACTURES NES	5 430	442	148	749 NONELEC MACH PTS, ACC NES	83	192	62
641 PAPER AND PAPERBOARD	770	207	72	764 TELECOM EQPT, PTS, ACC NES	5	165	57
652 COTTON FABRICS,WOVEN	83	107	36	771 ELECTRIC POWER MACHY NES	35	156	57
657 SPECIAL TEXTILE ETC PROD	245	492	172	772 SWITCHGEAR ETC & PTS NES	93	281	99
658 TEXTILE ARTICLES NES	285	146	51	773 ELECTR DISTRIBUTING MACH	354	343	123
661 CEMENT ETC BUILDING PROD	199 311	1 054	378	778 ELECTRICAL MACHINERY NES	756	350	125
662 CLAY,REFRACTORY BLDG PRD	363	92	31	781 PASS MOTOR VEH EXC BUSES	1 515	3 544	1 254
671 PIG IRON ETC	505	112	40	782 LORRIES, SPCL MTR VEH NES	1 923	2 349	870
673 IRON AND STEEL SHAPES	3 986	363	123	783 ROAD MOTOR VEHICLES NES	1 593	2 152	794
678 IRON, STL TUBES, PIPES, ETC	3 239	654	213	784 MOTOR VEHCL PTS, ACC NES	793	2 509	890
684 ALUMINIUM	1 347	821	287	786 VEH NES NONMOTR, TRAILERS	850	620	220
685 LEAD	50	128	46	793 SHIPS AND BOATS	5 800	1 509	542
691 STRUCTURES AND PARTS NES	1 915	997	349	812 PLUMB, HEATING, LGHTNG EQU	130	157	57
692 METAL TANKS,BOXES,ETC	121	105	36	821 FURNITURE	385	447	169
693 WIRE PRODUCTS NON ELECTR	1 391	277	98	874 MEASURNG, CONTROLNG INSTR	25	209	76
694 STL, COPPR NAILS, NUTS, ETC	370	105	34	882 PHOTO, CINEMA SUPPLIES	353	408	142
695 TOOLS	43	123	41	893 ARTICLES OF PLASTIC NES	607	294	107
699 OTHER METAL MANUFACTURES	172	209	76	894 TOYS, SPORTING GOODS, ETC	139	350	122
713 INTRNL COMBUS PISTN ENGN	53	341	125	LIBERIA			
716 ROTATING ELECTRIC PLANT	233	688	235	IMPORTS	64 218 514	524 143	184 979
722 TRACTORS NON-ROAD	92	149	55	071 COFFEE AND SUBSTITUTES	12 222	9 996	3 447
723 CIVIL ENGINEERG EQUIP ETC	3 190	4 619	1 626	072 COCOA	34 729	22 953	8 201
726 PRINTG,BKBDNG MACHY, PTS	5	99	37	081 FEEDING STUFF FOR ANIMLS	4 016	152	56
728 OTH MACHY FOR SPCL INDUS	2 616	3 664	1 250	232 NATURAL RUBBER, GUMS	5 089	1 625	540
741 HEATING, COOLING EQUIPMNT	100	253	95	247 OTH WOOD ROUGH, SQUARED	643 176	41 482	15 015
743 PUMPS NES, CENTRIFUGES ETC	156	551	184	248 WOOD SHAPED	7 667	920	332
744 MECHANICAL HANDLING EQU	729	1 121	391	277 NATURAL ABRASIVES NES	289	289	99
745 NONELEC MACHY, TOOLS NES	120	249	85	281 IRON ORE, CONCENTRATES	62 726 133	425 007	149 760
749 NONELEC MACH PTS, ACC NES	181	574	200	282 IRON AND STEEL SCRAP	6 853	329	118
764 TELECOM EQPT, PTS, ACC NES	3	248	89	424 FIXED VEG OIL NONSOFT	2 359	595	209
772 SWITCHGEAR ETC & PTS NES	234	963	336	791 RAILWAY VEHICLES	499	146	51
773 ELECTR DISTRIBUTING MACH	379	286	103	793 SHIPS AND BOATS	773 685	19 160	6 633
778 ELECTRICAL MACHINERY NES	461	310	110	941 ZOO ANIMALS, PETS	20	418	144
781 PASS MOTOR VEH EXC BUSES	2 303	5 080	1 841	EXPORTS			
782 LORRIES, SPCL MTR VEH NES	3 469	5 680	1 968	014 MEAT PREPD, PRSVD, NES ETC	98	98	37
783 ROAD MOTOR VEHICLES NES	287	198	73	022 MILK AND CREAM	5 499	1 292	456
784 MOTOR VEHCL PTS, ACC NES	536	846	295	024 CHEESE AND CURD	382	268	94
786 VEH NES NONMOTR, TRAILERS	810	386	140	047 OTHER CEREAL MEALS, FLOUR	4 961	256	90
793 SHIPS AND BOATS	5 813	11 258	3 971	048 CEREAL ETC PREPARATIONS	2 527	263	91
821 FURNITURE	1 130	720	257	061 SUGAR AND HONEY	45 811	2 973	1 064
874 MEASURNG, CONTROLNG INSTR	11	143	45	111 NON-ALCOHL BEVERAGES NES	1 014	128	45
893 ARTICLES OF PLASTIC NES	339	169	62	248 WOOD SHAPED	1 513	163	55
SIERRA LEONE				278 OTHER CRUDE MINERALS	47 549	1 278	459
IMPORTS	6 265 579	59 776	20 930	292 CRUDE VEG MATERIALS NES	190	186	67
072 COCOA	3 288	1 976	700	334 PETROLEUM PRODUCTS, REFIN	28 263	5 303	1 876
247 OTH WOOD ROUGH, SQUARED	4 066	315	119	335 RESIDUAL PETRLM PROD NES	4 778	721	250
248 WOOD SHAPED	5 811	731	254	423 FIXED VEG OILS,SOFT	923	233	82
287 BASE METAL ORES, CONC NES	6 240 156	56 180	19 653	424 FIXED VEG OIL NONSOFT	248	108	41
292 CRUDE VEG MATERIALS NES	1 603	220	79	431 PROCESD ANML VEG OIL,ETC	1 615	279	100
667 PEARL, PREC-, SEMI-P STONE		83	30	511 HYDROCARBONS NES, DERIVS	763	249	85
EXPORTS	253 271	47 176	16 842	512 ALCOHOLS, PHENOLS, ETC	642	227	76
011 MEAT FRESH, CHILLD, FROZEN	1 099	282	104	513 ORGANIC ACIDS, ETC	1 133	274	98
022 MILK AND CREAM	5 095	1 119	378	522 INORG ELEMNTS,OXIDES,ETC	5 520	795	280
046 WHEAT ETC MEAL OR FLOUR	117 457	7 350	2 627	523 OTHR INORGANIC CHEMICALS	4 667	424	146
048 CEREAL ETC PREPARATIONS	4 561	376	135	533 PIGMENTS, PAINTS, ETC	1 187	483	169
061 SUGAR AND HONEY	71 063	3 957	1 387	541 MEDICINAL ETC PRODUCTS	2 237	783	277
				553 PERFUMERY, COSMETICS, ETC	158	321	108
				554 SOAPS, CLEANING ETC PREPS	4 627	1 924	692
				582 PROD OF CONDENSATION ETC	429	202	70
				583 PROD OF POLYMERIZING ETC	1 682	640	223
				591 PESTICIDES, DISINFECTANTS	488	266	91
				598 MISC CHEMICAL PRODS NES	1 344	585	202
				621 MATERIALS OF RUBBER	44C	439	164
				625 RUBBER TYRES, TUBES	1 093	773	277

7 IMPORTS AND EXPORTS (SPECIAL TRADE) BY COUNTRIES OF PRODUCTION AND CONSUMPTION AND BY GROUPS OF THE SITC-REV. II 1984

GROUP DESCRIPTION	DT * 100 KG	1 000 DM	1 000 \$	GROUP DESCRIPTION	DT * 100 KG	1 000 DM	1 000 \$
628 RUBBER ARTICLES NES	2 900	3 214	1 133	266 SYNTHETIC FIBRE TO SPIN	1 429	540	189
634 VENEERS, PLYWOOD, ETC	344	110	40	278 OTHER CRUDE MINERALS	35 302	909	320
641 PAPER AND PAPERBOARD	588	202	69	334 PETROLEUM PRODUCTS, REFIN	1 152	317	110
642 ARTICLES OF PAPER ETC	573	362	133	335 RESIDUAL PETRLM PROD NES	11 070	1 463	523
652 COTTON FABRICS, WOVEN	32	86	30	431 PROCESD ANML VEG OIL, ETC	2 157	661	227
657 SPECIAL TEXTILE ETC PROD	189	108	38	511 HYDROCARBONS NES, DERIVS	2 166	627	224
658 TEXTILE ARTICLES NES	144	88	30	512 ALCOHOLS, PHENOLS, ETC	813	364	130
661 CEMENT ETC BUILDING PROD	14 778	339	117	513 ORGANIC ACIDS, ETC	8 454	1 632	587
662 CLAY, REFRACTORY BLDG PRD	7 018	776	272	514 NITROGEN-FUNCTN COMPOUNDS	1 789	1 990	717
663 OTH NONMETAL MINERAL MFS	520	404	142	515 ORG-INORG COMPOUNDS ETC	351	195	66
664 GLASS	566	236	85	516 OTHER ORGANIC CHEMICALS	1 940	1 054	379
665 GLASSWARE	333	86	32	522 INORG ELEMNTS, OXIDES, ETC	2 644	514	180
673 IRON AND STEEL SHAPES	4 256	404	142	523 OTHR INORGANIC CHEMICALS	4 693	786	267
674 IRN, STL UNIV, PLATE, SHEET	6 173	753	266	531 SYNT DYE, NAT INDGO, LAKES	3 380	9 161	3 178
676 RAILWAY RAILS ETC IRN, STL	6 735	1 349	462	533 PIGMENTS, PAINTS, ETC	2 207	1 262	439
678 IRON, STL TUBES, PIPES, ETC	2 822	772	265	541 MEDICINAL ETC PRODUCTS	1 174	6 345	2 234
679 IRN, STL CASTINGS UNWOKKE	81 482	6 562	2 311	551 ESSENTL OIL, PERFUME, ETC	83	323	112
682 COPPER EXC CEMENT COPPER	121	111	39	553 PERFUMERY, COSMETICS, ETC	144	326	113
684 ALUMINIUM	3 837	1 485	525	554 SOAPS, CLEANING ETC PREPS	3 064	1 142	405
691 STRUCTURES AND PARTS NES	654	287	105	562 FERTILIZERS MANUFACTURED	15 025	215	82
692 METAL TANKS, BOXES, ETC	1 381	660	245	572 EXPLOSIVES, PYROTECH PROD	91	281	98
693 WIRE PRODUCTS NON ELECTR	1 923	530	191	582 PROD OF CONDENSATION ETC	5 367	1 848	641
694 STL, COPPR NAILS, NUTS, ETC	735	407	145	583 PROD OF POLYMERIZING ETC	46 886	11 588	4 085
695 TOOLS	390	882	301	584 CELLULOSE DERIVATIVES ETC	856	571	194
696 CUTLERY	161	236	84	585 PLASTIC MATERIALS NES	270	175	64
697 BASE MTL HOUSEHOLD EQUIP	151	85	31	591 PESTICIDES, DISINFECTANTS	1 308	2 176	765
699 OTHER METAL MANUFACTURES	1 465	1 421	501	592 STARCH, INULIN, GLUTEN, ETC	145	94	35
712 STEAM ENGINES, TURBINES	144	481	179	598 MISC CHEMICAL PRODS NES	13 771	3 502	1 230
713 INTRNL COMBUS PISTN ENGN	384	1 575	563	625 RUBBER TYRES, TUBES	1 470	1 177	411
716 ROTATING ELECTRIC PLANT	511	1 314	463	628 RUBBER ARTICLES NES	128	345	120
723 CIVIL ENGINEERG EQUIP ETC	2 489	2 087	724	641 PAPER AND PAPERBOARD	1 897	506	176
727 FOOD MACHRY NON-DOMESTIC	131	151	54	642 ARTICLES OF PAPER ETC	865	645	227
728 OTH MACHY FOR SPCL INDUS	2 082	2 420	862	651 TEXTILE YARN AND THREAD	2 134	1 527	533
736 MACHINE TOOLS FOR METAL	122	275	98	652 COTTON FABRICS, WOVEN	127	410	146
737 METALWORKING MACHNRY NES	48	188	61	653 WOVN MAN-MADE FIB FABRIC	703	1 787	637
741 HEATING, COOLING EQUIPMNT	77	212	74	655 KNIT ETC FABRICS	116	161	55
742 PUMPS FOR LIQUIDS ETC	450	1 586	555	657 SPECIAL TEXTILE ETC PROD	249	199	71
743 PUMPS NES, CENTRIFUGES ETC	291	963	341	661 CEMENT ETC BUILDING PROD	4 502	92	34
744 MECHANICAL HANDLING EQU	2 432	3 423	1 216	663 OTH NONMETAL MINERAL MFS	144	130	44
745 NONELEC MACHY, TOOLS NES	105	777	281	664 GLASS	2 297	328	120
749 NONELEC MACH PTS, ACC NES	1 497	3 010	1 065	665 GLASSWARE	2 970	484	168
751 OFFICE MACHINES	10	129	48	673 IRON AND STEEL SHAPES	2 428	190	70
752 AUTOMTIC DATA PROC EQUIP	4	187	67	674 IRN, STL UNIV, PLATE, SHEET	30 959	2 956	1 038
764 TELECOM EQPT, PTS, ACC NES	39	686	246	675 IRON, STEEL HOOP, STRIP	8 839	1 487	527
771 ELECTRIC POWER MACHY NES	114	163	58	677 IRN, STL WIRE EXCL W ROD	6 998	911	320
772 SWITCHGEAR ETC & PTS NES	300	1 086	379	686 ZINC	560	124	44
773 ELECTR DISTRIBUTING MACH	1 020	660	242	693 WIRE PRODUCTS NON ELECTR	1 672	487	176
775 HOUSEHOLD TYPE EQUIP NES	58	122	43	694 STL, COPPR NAILS, NUTS, ETC	331	203	71
778 ELECTRICAL MACHINERY NES	198	549	187	695 TOOLS	756	1 943	696
781 PASS MOTOR VEH EXC BUSES	1 349	2 702	965	696 CUTLERY	383	640	228
782 LORRIES, SPCL MTR VEH NES	1 739	1 357	483	699 OTHER METAL MANUFACTURES	1 435	1 054	383
783 ROAD MOTOR VEHICLES NES	455	255	91	711 STEAM BOILERS & AUX PLNT	114	134	47
784 MOTOR VEHCL PTS, ACC NES	1 482	2 577	905	712 STEAM ENGINES, TURBINES	1	85	30
786 VEH NES NONMOTR, TRAILERS	400	176	60	713 INTRNL COMBUS PISTN ENGN	311	1 464	519
791 RAILWAY VEHICLES	124	364	127	714 ENGINES & MOTORS NES	5	266	101
793 SHIPS AND BOATS	1 784 596	291 564	108 186	716 ROTATING ELECTRIC PLANT	374	901	331
812 PLUMB, HEATNG, LGHTNG EQU	149	288	104	721 AGRIC MACHY, EXC TRACTORS	124	187	66
821 FURNITURE	308	338	113	722 TRACTORS NON-ROAD	367	424	149
851 FOOTWEAR	142	294	101	723 CIVIL ENGINEERG EQUIP ETC	12	93	34
871 OPTICAL INSTRUMENTS	35	103	37	724 TEXTILE, LEATHER MACHNRY	509	2 647	953
872 MEDICAL INSTRUMENTS NES	76	328	110	725 PAPER ETC MILL MACHINERY	89	258	89
873 METERS & COUNTERS NES	33	108	38	726 PRINTG, BKBINDG MACHY, PTS	135	809	293
874 MEASURNG, CONTROLNG INSTR	13	527	181	727 FOOD MACHRY NON-DOMESTIC	265	1 021	363
882 PHOTO, CINEMA SUPPLIES	129	254	92	728 OTH MACHY FOR SPCL INDUS	1 258	5 379	1 915
892 PRINTED MATTER	198	2 212	754	736 MACHINE TOOLS FOR METAL	34	241	87
893 ARTICLES OF PLASTIC NES	3 368	1 748	620	737 METALWORKING MACHNRY NES	11	95	30
895 OFFICE SUPPLIES NES	40	110	38	741 HEATING, COOLING EQUIPMNT	410	1 682	589
IVORY COAST				742 PUMPS FOR LIQUIDS ETC	55	403	141
IMPORTS	3 183 304	760 202	266 441	743 PUMPS NES, CENTRIFUGES ETC	126	412	143
037 FISH ETC PREPD PRSVD NES	5 205	3 961	1 422	744 MECHANICAL HANDLING EQU	115	199	72
057 FRUIT, NUTS, FRESH, DRIED	245 565	36 409	12 729	745 NONELEC MACHY, TOOLS NES	407	2 783	984
058 FRUIT PRESERVED, PREPARED	14 909	3 581	1 240	749 NONELEC MACH PTS, ACC NES	429	1 592	563
071 COFFEE AND SUBSTITUTES	66 841	49 544	17 515	751 OFFICE MACHINES	79	361	127
072 COCOA	721 757	449 684	157 092	752 AUTOMTIC DATA PROC EQUIP	22	375	137
081 FEEDING STUFF FOR ANIMLS	212 656	8 727	3 077	759 OFFICE & ADP MCH PTS, ACC	18	338	120
223 SEEDS FOR OTH FIXED OILS	6 865	1 302	438	764 TELECOM EQPT, PTS, ACC NES	10	350	118
232 NATURAL RUBBER, GUMS	76 972	22 009	7 715	771 ELECTRIC POWER MACHY NES	1 170	1 253	415
247 OTH WOOD ROUGH, SQUARED	798 813	50 311	17 990	772 SWITCHGEAR ETC & PTS NES	294	1 308	483
248 WOOD SHAPED	218 307	21 975	7 808	773 ELECTR DISTRIBUTING MACH	249	466	156
263 COTTON	3 000	1 482	512	774 ELECTRO-MEDCL, XRAY EQUIP	2	82	31
265 VEG FIBRE, EXCL COTN JUTE	18 644	1 965	694	778 ELECTRICAL MACHINERY NES	698	875	309
288 NONFERR METAL SCRAP NES	712	162	55	781 PASS MOTOR VEH EXC BUSES	2 800	7 072	2 501
292 CRUDE VEG MATERIALS NES	4 442	2 850	998	782 LORRIES, SPCL MTR VEH NES	5 713	7 585	2 698
333 CRUDE PETROLEUM	462 041	27 781	9 898	784 MOTOR VEHCL PTS, ACC NES	2 536	6 684	2 400
424 FIXED VEG OIL NONSOFT	182 979	49 064	16 894	785 MOTOR & OTHER CYCLES ETC	589	518	188
431 PROCESD ANML VEG OIL, ETC	239	211	74	786 VEH NES NONMOTR, TRAILERS	890	737	261
512 ALCOHOLS, PHENOLS, ETC	13 086	3 251	1 175	791 RAILWAY VEHICLES	299	398	143
634 VENEERS, PLYWOOD, ETC	125 719	22 420	7 855	821 FURNITURE	252	222	75
635 WOOD MANUFACTURES NES	2 144	415	147	871 OPTICAL INSTRUMENTS	2	83	30
652 COTTON FABRICS, WOVEN	808	1 026	358	872 MEDICAL INSTRUMENTS NES	39	318	113
714 ENGINES & MOTORS NES	2	210	80	874 MEASURNG, CONTROLNG INSTR	36	855	300
842 MENS OUTERWEAR NOT KNIT	186	391	146	881 PHOTO APPAR & EQUIPT NES	12	130	46
EXPORTS	310 820	134 826	47 733	882 PHOTO, CINEMA SUPPLIES	756	1 533	545
011 MEAT FRESH, CHILLD, FROZEN	10 876	1 577	566	892 PRINTED MATTER	490	463	159
022 MILK AND CREAM	1 383	432	150	893 ARTICLES OF PLASTIC NES	1 402	893	306
048 CEREAL ETC PREPARATIONS	156	108	38	894 TOYS, SPORTING GOODS, ETC	125	217	78
061 SUGAR AND HONEY	14 000	770	284	895 OFFICE SUPPLIES NES	101	359	127
098 EDIBLE PRODCTS, PREPS NES	16 371	6 825	2 500	897 GOLD, SILVER WARE, JEWELRY	9	259	88
112 ALCOHOLIC BEVERAGES	839	124	44	898 MUSICAL INSTRUMENTS, PTS	90	281	95
233 RUBBER, SYNTHTIC, RECLAIMD	1 180	440	153	899 OTHER MANUFACTURED GOODS	82	128	48

7 IMPORTS AND EXPORTS (SPECIAL TRADE) BY COUNTRIES OF PRODUCTION AND CONSUMPTION AND BY GROUPS OF THE SITC-REV. II 1984

GROUP DESCRIPTION	DT * 100 KG	1 000 DM	1 000 \$	GROUP DESCRIPTION	DT * 100 KG	1 000 DM	1 000 \$
GHANA				781 PASS MOTOR VEH EXC BUSES	2 110	3 314	1 167
IMPORTS				782 LORRIES, SPCL MTR VEH NES	10 443	3 622	1 253
037 FISH ETC PREPD PRSVD NES	1 644	1 278	46 432	783 ROAD MOTOR VEHICLES NES	2 278	1 917	660
072 COCOA	146 616	81 355	28 137	784 MOTOR VEHCL PTS, ACC NES	7 774	15 274	5 355
081 FEEDING STUFF FOR ANIMLS	3 518	158	51	785 MOTOR & OTHER CYCLES ETC	71	139	47
247 OTH WOOD ROUGH, SQUARED	329 730	16 908	5 938	786 VEH NES NONMOTR, TRAILERS	1 575	919	324
248 WOOD SHAPED	138 346	14 629	5 095	821 FURNITURE	181	170	58
288 NONFERR METAL SCRAP NES	1 139	157	60	848 HEADGEAR, NONTXTL CLOTHNG	10	120	41
634 VENEERS, PLYWOOD, ETC	16 035	3 300	1 153	851 FOOTWEAR	456	278	95
684 ALUMINIUM	31 603	13 742	5 109	871 OPTICAL INSTRUMENTS	4	187	61
843 WOMENS OUTERWEAR NONKNIT	11	88	33	872 MEDICAL INSTRUMENTS NES	147	3 478	1 149
941 ZOO ANIMALS, PETS	6	150	51	874 MEASURING, CONTROLNG INSTR	43	323	109
EXPORTS				881 PHOTO APPAR & EQUIPT NES	15	148	52
012 MEAT DRIED, SALTED, SMOKED	3 059	366	126	882 PHOTO, CINEMA SUPPLIES	503	1 160	419
022 MILK AND CREAM	4 762	1 258	444	884 OPTICAL GOODS NES	3	2 327	881
023 BUTTER	3 003	1 496	496	892 PRINTED MATTER	137	130	50
037 FISH ETC PREPD PRSVD NES	230	101	38	893 ARTICLES OF PLASTIC NES	95	225	77
041 WHEAT ETC UNMILLED	1 445	88	32	895 OFFICE SUPPLIES NES	222	239	84
042 RICE	1 562	227	81	899 OTHER MANUFACTURED GOODS	13	138	48
048 CEREAL ETC PREPARATIONS	1 702	286	106	TOGO			
054 VEG ETC FRSH, SMPLY PRSVD	927	193	71	IMPORTS			
056 VEGETABLES ETC PRSVD, PREPD	508	146	49	057 FRUIT, NUTS, FRESH, DRIED	390	104	37
061 SUGAR AND HONEY	1 652	120	44	071 COFFEE AND SUBSTITUTES	8 712	6 659	2 316
081 FEEDING STUFF FOR ANIMLS	6 352	782	280	072 COCOA	35 070	23 691	8 453
111 NON-ALCOHOL BEVERAGES NES	430	100	36	263 COTTON	5 274	2 601	936
112 ALCOHOLIC BEVERAGES	1 268	215	74	271 FERTILIZERS, CRUDE	534 478	7 578	2 607
267 OTHER MAN-MADE FIBRES	180	161	56	292 CRUDE VEG MATERIALS NES	95	123	43
269 WASTE OF TEXTILE FABRICS	12 663	3 028	1 063	424 FIXED VEG OIL NONSOFT	4 571	908	293
292 CRUDE VEG MATERIALS NES	242	502	166	941 ZOO ANIMALS, PETS	22	154	53
334 PETROLEUM PRODUCTS, REFIN	4 189	974	341	EXPORTS			
335 RESIDUAL PETRLM PRD NES	80 764	5 949	2 108	011 MEAT FRESH, CHILLD, FROZEN	217 112	63 247	21 719
423 FIXED VEG OILS, SOFT	6 385	1 571	578	022 MILK AND CREAM	31 865	3 853	1 366
424 FIXED VEG OIL NONSOFT	1 149	233	75	048 CEREAL ETC PREPARATIONS	1 647	100	35
431 PROCESD ANML VEG OIL, ETC	9 283	1 610	543	054 VEG ETC FRSH, SMPLY PRSVD	70	201	71
511 HYDROCARBONS NES, DERIVS	1 049	245	91	061 SUGAR AND HONEY	25 481	275	103
513 ORGANIC ACIDS, ETC	1 485	437	153	098 EDIBLE PRODUCTS, PREPS NES	561	1 768	611
514 NITROGEN-FUNCTN COMPOUNDS	1 482	2 969	1 095	248 WOOD SHAPED	2 098	164	55
515 DRG-INORG COMPOUNDS ETC	468	529	180	269 WASTE OF TEXTILE FABRICS	15 381	106	35
522 INORG ELEMNTS, OXIDES, ETC	25 809	968	334	292 CRUDE VEG MATERIALS NES	72	3 182	1 128
523 OTHR INORGANIC CHEMICALS	23 380	2 542	908	334 PETROLEUM PRODUCTS, REFIN	631	406	146
531 SYNT DYE, NAT INDGO, LAKES	109	341	116	335 RESIDUAL PETRLM PRD NES	1 578	271	96
533 PIGMENTS, PAINTS, ETC	1 773	797	281	423 FIXED VEG OILS, SOFT	1 749	446	151
541 MEDICINAL ETC PRODUCTS	1 479	5 895	2 071	431 PROCESD ANML VEG OIL, ETC	4 841	791	293
551 ESSENTL OIL, PERFUME, ETC	62	117	40	514 NITROGEN-FUNCTN COMPOUNDS	138	256	87
554 SOAPS, CLEANING ETC PREPS	924	448	168	522 INORG ELEMNTS, OXIDES, ETC	920	108	38
572 EXPLOSIVES, PYROTECH PROD	330	199	67	531 SYNT DYE, NAT INDGO, LAKES	167	778	262
582 PROD OF CONDENSATION ETC	1 912	471	171	541 MEDICINAL ETC PRODUCTS	63	142	49
583 PROD OF POLYMERIZING ETC	18 775	4 964	1 738	553 PERFUMERY, COSMETICS, ETC	365	389	136
591 PESTICIDES, DISINFECTANTS	3 472	2 161	757	554 SOAPS, CLEANING ETC PREPS	890	287	100
592 STARCH, INULIN, GLUTEN, ETC	1 300	658	233	562 FERTILIZERS MANUFACTURED	56 000	1 926	688
598 MISC CHEMICAL PRODS NES	1 231	478	171	572 EXPLOSIVES, PYROTECH PROD	645	241	83
625 RUBBER TYRES, TUBES	3 877	1 857	645	598 MISC CHEMICAL PRODS NES	236	218	74
628 RUBBER ARTICLES NES	156	254	88	605 INDUSTRIAL PLANT, CHAP 73	3 946	1 217	397
641 PAPER AND PAPERBOARD	3 190	584	195	625 RUBBER TYRES, TUBES	2 003	271	94
642 ARTICLES OF PAPER ETC	220	240	85	628 RUBBER ARTICLES NES	40	114	41
657 SPECIAL TEXTILE ETC PROD	336	222	76	642 ARTICLES OF PAPER ETC	959	345	120
661 CEMENT ETC BUILDING PROD	51 519	829	290	652 COTTON FABRICS, WOVEN	551	668	234
663 OTH NONMETAL MINERAL MFS	250	324	110	653 WOVN MAN-MADE FIB FABRIC	357	601	223
664 GLASS	95	118	41	655 KNIT ETC FABRICS	144	96	33
665 GLASSWARE	4 799	429	156	657 SPECIAL TEXTILE ETC PROD	224	103	38
673 IRON AND STEEL SHAPES	4 993	690	246	663 OTH NONMETAL MINERAL MFS	112	133	49
674 IRN, STL UNIV, PLATE, SHEET	5 655	765	257	665 GLASSWARE	1 367	159	56
675 IRON, STEEL HOOP, STRIP	5 752	785	256	672 IRON, STL PRIMARY FORMS	4 935	265	102
677 IRN, STL WIRE EXCL W ROD	6 630	865	319	673 IRON AND STEEL SHAPES	2 500	197	73
682 COPPER EXC CEMENT COPPER	1 581	998	342	691 STRUCTURES AND PARTS NES	11 400	1 120	402
684 ALUMINIUM	227	214	73	693 WIRE PRODUCTS NON ELECTR	184	135	49
691 STRUCTURES AND PARTS NES	851	829	284	694 STL, COPPR NAILS, NUTS, ETC	486	119	40
692 METAL TANKS, BOXES, ETC	317	240	89	699 OTHER METAL MANUFACTURES	1 007	237	82
693 WIRE PRODUCTS NON ELECTR	803	458	155	700 INDUSTRIAL PLANT, CHAP 84	1 866	186	60
694 STL, COPPR NAILS, NUTS, ETC	4 959	2 835	1 058	703 INDUSTRIAL PLANT, CHAP 85	1 862	2 280	748
695 TOOLS	922	1 700	603	713 INTRNL COMBUS PISTN ENGN	910	543	179
696 CUTLERY	198	294	107	716 ROTATING ELECTRIC PLANT	83	549	190
699 OTHER METAL MANUFACTURES	2 308	1 131	403	721 AGRIC MACHY, EXC TRACTORS	31	119	44
700 INDUSTRIAL PLANT, CHAP 84	2 655	2 290	814	722 TRACTORS NON-ROAD	60	99	34
711 STEAM BOILERS & AUX PLNT	48	193	69	723 CIVIL ENGINEERG EQUIP ETC	154	180	64
713 INTRNL COMBUS PISTN ENGN	615	1 619	582	724 TEXTILE, LEATHER MACHNRY	777	1 200	426
716 ROTATING ELECTRIC PLANT	741	1 588	189	725 PAPER ETC MILL MACHINERY	36	96	31
721 AGRIC MACHY, EXC TRACTORS	454	516	194	726 PRINTG, BKBINDG MACHY, PTS	139	796	282
722 TRACTORS NON-ROAD	649	537	215	727 FOOD MACHRY NON-DOMESTIC	175	615	219
723 CIVIL ENGINEERG EQUIP ETC	6 983	6 088	2 115	728 OTH MACHY FOR SPCL INDUS	360	417	138
724 TEXTILE, LEATHER MACHNRY	28	289	96	741 HEATING, COOLING EQUIPMNT	61	126	46
725 PAPER ETC MILL MACHINERY	66	351	122	742 PUMPS FOR LIQUIDS ETC	90	381	130
726 PRINTG, BKBINDG MACHY, PTS	46	388	133	743 PUMPS NES, CENTRIFUGES ETC	168	324	110
727 FOOD MACHRY NON-DOMESTIC	25	260	91	744 MECHANICAL HANDLING EQU	33	250	86
728 OTH MACHY FOR SPCL INDUS	1 902	3 211	1 139	745 NONELEC MACHY, TOOLS NES	129	240	81
736 MACHINE TOOLS FOR METAL	204	620	221	749 NONELEC MACH PTS, ACC NES	26	159	56
741 HEATING COOLING EQUIPMNT	461	1 157	401	751 OFFICE MACHINES	83	151	49
742 PUMPS FOR LIQUIDS ETC	428	934	326	771 ELECTRIC POWER MACHY NES	41	102	32
743 PUMPS NES, CENTRIFUGES ETC	2 226	694	238	772 SWITCHGEAR ETC & PTS NES	721	768	283
744 MECHANICAL HANDLING EQU	2 377	2 132	763	778 ELECTRICAL MACHINERY NES	951	2 028	719
745 NONELEC MACHY, TOOLS NES	1 591	6 827	2 431	781 PASS MOTOR VEH EXC BUSES	1 681	2 484	894
749 NONELEC MACH PTS, ACC NES	180	846	307	782 LORRIES, SPCL MTR VEH NES	274	1 355	45
751 OFFICE MACHINES	13	111	38	783 ROAD MOTOR VEHICLES NES	552	1 135	392
759 OFFICE & ADP MCH PTS, ACC	3	213	73	784 MOTOR VEHCL PTS, ACC NES	459	213	74
764 TELECOM EQPT, PTS, ACC NES	52	1 355	114	786 VEH NES NONMOTR, TRAILERS	647	385	127
771 ELECTRIC POWER MACHY NES	184	336	235	802 INDUSTRIAL PLANT, CHAP 94	133	245	90
772 SWITCHGEAR ETC & PTS NES	272	676	145	812 PLUMBNG, HEATNG, LGHTNG EQU	20	88	32
773 ELECTR DISTRIBUTING MACH	623	385	110	821 FURNITURE	5	159	52
774 ELECTRO-MEDCL, XRAY EQUIP	26	934	332	872 MEDICAL INSTRUMENTS NES	573	790	277
775 HOUSEHOLD TYPE EQUIP NES	265	307	110	874 MEASURING, CONTROLNG INSTR			
776 ELECTRICAL MACHINERY NES	1 192	1 130	384	892 PRINTED MATTER			

7 IMPORTS AND EXPORTS (SPECIAL TRADE) BY COUNTRIES OF PRODUCTION AND CONSUMPTION AND BY GROUPS OF THE SITC-REV. II 1984

GROUP DESCRIPTION	DT * 100 KG	1 000 DM	1 000 \$	GROUP DESCRIPTION	DT * 100 KG	1 000 DM	1 000 \$
893 ARTICLES OF PLASTIC NES	68	122	40	054 VEG ETC FRSH, SMPLY PRSVD	2 171	3 899	1 387
BENIN				061 SUGAR AND HONEY	533 826	38 792	13 746
IMPORTS	135 377	73 015	25 397	081 FEEDING STUFF FOR ANIMLS	1 617	282	103
071 COFFEE AND SUBSTITUTES	4 283	3 637	1 265	091 MARGARINE AND SHORTENING	1 642	300	100
072 COCOA	55 966	39 139	13 975	098 EDIBLE PRODCTS, PREPS NES	1 480	2 494	886
263 COTTON	30 745	13 776	4 677	111 NON-ALCOHL BEVERAGES NES	907	205	74
424 FIXED VEG OIL NONSOFT	43 720	15 165	4 990	112 ALCOHOLIC BEVERAGES	929	731	253
EXPORTS	58 315	20 442	7 070	233 RUBBER, SYNTHETIC, RECLAIMD	2 246	626	219
011 MEAT FRESH, CHILLD, FROZEN	437	91	34	248 WOOD SHAPED	7 326	522	191
022 MILK AND CREAM	877	205	71	266 SYNTHETIC FIBRE TO SPIN	17 134	7 482	2 590
047 OTHER CEREAL MEALS, FLOUR	5 000	267	86	267 OTHER MAN-MADE FIBRES	923	697	242
061 SUGAR AND HONEY	6 210	248	87	273 STONE, SAND AND GRAVEL	12 060	356	123
112 ALCOHOLIC BEVERAGES	730	104	37	274 SULPHUR ETC	7 191	418	147
269 WASTE OF TEXTILE FABRICS	4 015	903	320	278 OTHER CRUDE MINERALS	211 855	7 124	2 423
278 OTHER CRUDE MINERALS	9 558	169	60	292 CRUDE VEG MATERIALS NES	1 072	4 073	1 438
514 NITROGEN-FUNCTN COMPOUNDS	95	162	60	334 PETROLEUM PRODUCTS, REFIN	20 146	4 851	1 702
522 INORG ELEMNTS, OXIDES, ETC	3 018	198	67	335 RESIDUAL PETRLM PROD NES	81 409	13 527	4 757
531 SYNT DYE, NAT INDGO, LAKES	184	816	296	411 ANIMAL OILS AND FATS	38 939	6 844	2 401
533 PIGMENTS, PAINTS, ETC	645	195	70	423 FIXED VEG OILS, SOFT	76 384	15 695	5 618
541 MEDICINAL ETC PRODUCTS	174	532	182	424 FIXED VEG OIL NONSOFT	5 235	1 145	390
553 PERFUMERY, COSMETICS, ETC	63	272	97	431 PROCESD ANML VEG OIL, ETC	1 450	404	137
554 SOAPS, CLEANING ETC PREPS	739	254	89	511 HYDROCARBONS NES, DERIVS	11 096	3 208	1 136
562 FERTILIZERS MANUFACTURED	1 493	97	31	512 ALCOHOLS, PHENOLS, ETC	12 806	4 460	1 557
583 PROD OF POLYMERIZING ETC	1 246	419	147	513 ORGANIC ACIDS, ETC	25 833	4 631	1 609
598 MISC CHEMICAL PRODS NES	265	215	74	514 NITROGEN-FUNCTN COMPOUNDS	33 859	20 739	7 284
625 RUBBER TYRES, TUBES	8 838	888	299	515 DRG-INORG COMPOUNDS ETC	1 058	1 826	614
642 ARTICLES OF PAPER ETC	81	170	62	516 OTHER ORGANIC CHEMICALS	4 978	1 540	533
652 COTTON FABRICS, WOVEN	138	483	172	522 INORG ELEMNTS, OXIDES, ETC	121 995	13 132	4 648
653 WOVN MAN-MADE FIB FABRIC	411	1 177	419	523 OTHR INORGANIC CHEMICALS	335 158	21 784	7 732
662 CLAY, REFRACTORY BLDG PRD	639	104	37	531 SYNT DYE, NAT INDGO, LAKES	7 061	24 296	8 410
678 IRON, STL TUBES, PIPES, ETC	948	129	44	532 DYES NES, TANNING PRODS	1 125	271	95
691 STRUCTURES AND PARTS NES	701	460	152	533 PIGMENTS, PAINTS, ETC	10 532	5 305	1 808
696 CUTLERY	75	116	40	541 MEDICINAL ETC PRODUCTS	6 905	37 295	12 860
711 STEAM BOILERS & AUX PLNT	265	252	92	551 ESSENTL OIL, PERFUME, ETC	2 942	11 340	3 921
713 INTRNL COMBUS PISTN ENGN	13	123	42	553 PERFUMERY, COSMETICS, ETC	1 067	971	331
716 ROTATING ELECTRIC PLANT	167	449	154	554 SOAPS, CLEANING ETC PREPS	28 980	9 446	3 367
722 TRACTORS NON-ROAD	179	233	75	562 FERTILIZERS MANUFACTURED	6 670	181	63
723 CIVIL ENGINEERG EQUIP ETC	1 049	1 288	429	572 EXPLOSIVES, PYROTECH PROD	6 039	8 245	2 917
724 TEXTILE, LEATHER MACHNRY	73	308	101	582 PROD OF CONDENSATION ETC	12 757	6 972	2 427
728 OTH MACHY FOR SPCL INDUS	1 615	728	243	583 PROD OF POLYMERIZING ETC	205 117	56 898	19 960
741 HEATING, COOLING EQUIPMNT	53	109	36	584 CELLULOSE DERIVATIVES ETC	8 887	3 373	1 168
743 PUMPS NES, CENTRIFUGES ETC	245	396	138	585 PLASTIC MATERIALS NES	1 035	1 256	426
744 MECHANICAL HANDLING EQU	456	740	248	591 PESTICIDES, DISINFECTANTS	3 484	2 561	899
745 NONELEC MACHY, TOOLS NES	28	102	34	592 STARCH, INULIN, GLUTEN, ETC	23 055	4 722	1 721
749 NONELEC MACH PTS, ACC NES	39	143	47	598 MISC CHEMICAL PRODS NES	38 872	13 835	4 817
764 TELECOM EQPT, PTS, ACC NES	5	164	58	605 INDUSTRIAL PLANT, CHAP 73	4 676	5 460	1 924
772 SWITCHGEAR ETC & PTS NES	19	96	32	607 INDUSTRIAL PLANT, CHAP 82	67	280	93
778 ELECTRICAL MACHINERY NES	516	268	95	611 LEATHER	317	220	74
781 PASS MOTOR VEH EXC BUSES	467	858	301	621 MATERIALS OF RUBBER	1 582	995	354
782 LORRIES, SPCL MTR VEH NES	1 536	761	269	625 RUBBER TYRES, TUBES	6 989	6 069	2 051
784 MOTOR VEHCL PTS, ACC NES	203	211	71	628 RUBBER ARTICLES NES	1 048	1 526	524
812 PLUMBS, HEATING, LGHTNG EQU	155	250	89	634 VENEERS, PLYWOOD, ETC	2 671	499	171
821 FURNITURE	179	123	44	635 WOOD MANUFACTURES NES	298	278	96
874 MEASURING, CONTROLNG INSTR	144	144	50	641 PAPER AND PAPERBOARD	69 228	12 228	4 148
882 PHOTO, CINEMA SUPPLIES	49	125	42	642 ARTICLES OF PAPER ETC	5 169	3 344	1 177
892 PRINTED MATTER	193	197	70	651 TEXTILE YARN AND THREAD	2 999	3 074	1 061
895 OFFICE SUPPLIES NES	14	92	31	653 WOVN MAN-MADE FIB FABRIC	451	1 738	629
897 GOLD, SILVER WARE, JEWELRY	26	1 589	549	656 LACE, RIBBONS, TULLE, ETC	117	393	137
NIGERIA				657 SPECIAL TEXTILE ETC PROD	2 290	2 283	788
IMPORTS	95 790 956	6 237 381	2 207 815	658 TEXTILE ARTICLES NES	10	91	30
034 FISH FRESH, CHILLED, FROZN	14	390	135	659 FLOOR COVERINGS ETC	200	251	92
071 COFFEE AND SUBSTITUTES	9 954	7 971	2 906	661 CEMENT ETC BUILDING PROD	905 228	11 878	4 028
072 COCOA	136 827	87 726	30 667	662 CLAY, REFRACTORY BLDG PRD	60 277	8 086	2 877
075 SPICES	323	174	62	663 OTH NONMETAL MINERAL MFS	9 031	3 294	1 183
081 FEEDING STUFF FOR ANIMLS	134 164	5 011	1 792	664 GLASS	10 027	1 836	648
232 NATURAL RUBBER, GUMS	6 644	1 659	564	665 GLASSWARE	813	339	117
248 WOOD SHAPED	610	102	37	666 POTTERY	276	402	133
287 BASE METAL ORES, CONC NES	1 284	1 784	666	671 PIG IRON ETC	6 205	1 099	367
288 NONFERR METAL SCRAP NES	53 017	6 678	2 337	672 IRON, STL PRIMARY FORMS	134 381	7 558	2 488
292 CRUDE VEG MATERIALS NES	7 246	2 510	924	673 IRON AND STEEL SHAPES	82 317	7 804	2 870
333 CRUDE PETROLEUM	95 296 402	6 071 321	2 149 512	674 IRN, STL UNIV, PLATE, SHEET	87 895	9 285	3 202
334 PETROLEUM PRODUCTS, REFIN	60 397	4 022	1 474	675 IRON, STEEL HOOP, STRIP	6 080	818	295
424 FIXED VEG OIL NONSOFT	13 354	4 010	1 365	676 RAILWAY RAILS ETC IRN, STL	543	132	48
512 ALCOHOLS, PHENOLS, ETC	21 409	4 172	1 521	677 IRN, STL WIRE EXCL W ROD	23 032	3 326	1 199
541 MEDICINAL ETC PRODUCTS	20	165	55	678 IRON, STL TUBES, PIPES, ETC	60 561	11 210	3 828
611 LEATHER	48	224	74	682 COPPER EXC CEMENT COPPER	9 526	5 880	1 995
667 PEARL, PREC-, SEMI-P STONE	16	3 080	1 087	684 ALUMINIUM	5 419	4 181	1 486
687 TIN	2 357	8 289	2 883	685 LEAD	3 051	423	153
689 NON-FER BASE METALS NES	705	273	92	686 ZINC	2 489	865	295
714 ENGINES & MOTORS NES	27	713	249	691 STRUCTURES AND PARTS NES	32 712	13 354	4 802
716 ROTATING ELECTRIC PLANT	696	1 404	508	692 METAL TANKS, BOXES, ETC	2 922	1 923	674
749 NONELEC MACH PTS, ACC NES	59	182	65	693 WIRE PRODUCTS NON ELECTR	14 221	2 999	1 062
752 AUTOMATIC DATA PROC EQUIP	1	240	84	694 STL, COPPR NAILS, NUTS, ETC	1 618	665	232
764 TELECOM EQPT, PTS, ACC NES	6	605	212	695 TOOLS	1 588	4 175	1 514
771 ELECTRIC POWER MACHY NES	18	139	46	696 CUTLERY	273	444	160
778 ELECTRICAL MACHINERY NES	99	124	45	697 BASE MTL HOUSEHOLD EQUIP	283	1 097	374
781 PASS MOTOR VEH EXC BUSES	113	188	64	699 OTHER METAL MANUFACTURES	36 342	16 279	5 752
792 AIRCRAFT	81	7 729	2 567	700 INDUSTRIAL PLANT, CHAP 84	2 723	13 060	4 621
874 MEASURING CONTROLNG INSTR	26	2 030	715	703 INDUSTRIAL PLANT, CHAP 85	2 165	6 004	2 174
EXPORTS	4 054 887	1 181 733	410 781	711 STEAM BOILERS & AUX PLNT	1 040	3 563	1 236
022 MILK AND CREAM	52 910	17 268	6 304	712 STEAM ENGINES, TURBINES	268	4 397	1 525
025 EGGS, BIRDS, FRESH, PRSRVD	100	93	33	713 INTRNL COMBUS PISTN ENGN	2 030	10 709	3 782
046 WHEAT ETC MEAL OR FLOUR	75 830	4 977	1 701	714 ENGINES & MOTORS NES	226	7 034	2 397
047 OTHER CEREAL MEALS, FLOUR	14 745	682	249	716 ROTATING ELECTRIC PLANT	4 621	15 192	5 330
048 CEREAL ETC PREPARATIONS	116 499	10 429	3 682	721 AGRIC MACHY, EXC TRACTORS	666	892	307
				723 CIVIL ENGINEERG EQUIP ETC	5 024	10 181	3 528
				724 TEXTILE, LEATHER MACHNRY	3 127	11 959	4 045
				725 PAPER ETC MILL MACHINERY	981	5 411	1 782
				726 PRINTG, BXBINDG MACHY, PTS	1 479	6 654	2 323
				727 FOOD MACHRY NON-DOMESTIC	752	2 785	956
				728 OTH MACHY FOR SPCL INDUS	6 288	17 760	6 270
				736 MACHINE TOOLS FOR METAL	1 994	8 545	2 910
				737 METALWORKING MACHNRY NES	1 717	2 078	726
				741 HEATING, COOLING EQUIPMNT	2 344	7 890	2 759
				742 PUMPS FOR LIQUIDS ETC	1 137	5 900	2 064

7. IMPORTS AND EXPORTS (SPECIAL TRADE) BY COUNTRIES OF PRODUCTION AND CONSUMPTION AND BY GROUPS OF THE SITC-REV. II 1984

GROUP DESCRIPTION	DT # 100 KG	1 000 DM	1 000 \$	GROUP DESCRIPTION	DT # 100 KG	1 000 DM	1 000 \$
743 PUMPS NES CENTRIFUGES ETC	3 749	8 439	2 971	553 PERFUMERY, COSMETICS, ETC	189	181	61
744 MECHANICAL HANDLING EQU	4 510	8 618	3 061	554 SOAPS, CLEANING ETC PREPS	7 806	2 021	711
745 NONELEC MACHY, TOOLS NES	2 724	15 512	5 371	562 FERTILIZERS MANUFACTURED	60 073	999	375
749 NONELEC MACH PTS, ACC NES	1 359	7 849	2 787	572 EXPLOSIVES, PYROTECH PROD	202	349	119
751 OFFICE MACHINES	132	1 546	548	582 PROD OF CONDENSATION ETC	6 623	2 198	759
752 AUTOMATIC DATA PROC EQUIP	24	609	209	583 PROD OF POLYMERIZING ETC	10 822	2 646	923
759 OFFICE & ADP MCH PTS, ACC	27	896	317	584 CELLULOSE DERIVATIVES ETC	664	546	180
761 TELEVISION RECEIVERS	212	934	326	591 PESTICIDES, DISINFECTANTS	7 240	5 652	2 048
762 RADIO BROADCAST RECEIVERS	4	281	94	592 STARCH, INULIN, GLUTEN, ETC	1 008	668	234
763 SOUND RECORDRS, PHONORGRPH	4	426	149	598 MISC CHEMICAL PRODS NES	2 853	1 855	648
764 TELECOM EQPT, PTS, ACC NES	965	20 533	7 241	611 LEATHER	461	460	169
771 ELECTRIC POWER MACHY NES	207	1 008	349	621 MATERIALS OF RUBBER	453	306	104
772 SWITCHGEAR ETC & PTS NES	3 383	15 063	5 341	625 RUBBER TYRES, TUBES	7 017	1 270	443
773 ELECTR DISTRIBUTING MACH	13 607	16 779	5 674	628 RUBBER ARTICLES NES	107	388	137
774 ELECTRO-MEDCL, XRAY EQUIP	326	7 347	2 791	641 PAPER AND PAPERBOARD	1 811	520	181
775 HOUSEHOLD TYPE EQUIP NES	244	474	164	642 ARTICLES OF PAPER ETC	813	519	181
776 TRANSISTORS, VALVES, ETC	4	95	34	651 TEXTILE YARN AND THREAD	884	885	316
778 ELECTRICAL MACHINERY NES	18 012	15 878	5 672	652 COTTON FABRICS, WOVEN	1 621	8 287	2 985
781 PASS MOTOR VEH EXC BUSES	30 868	49 682	16 856	653 WOOL MAN-MADE FIB FABRIC	2 664	4 870	1 693
782 LORRIES, SPCL MTR VEH NES	59 240	84 031	28 830	655 KNIT ETC FABRICS	1 359	1 528	517
783 ROAD MOTOR VEHICLES NES	24 944	42 959	14 564	657 SPECIAL TEXTILE ETC PROD	2 328	1 836	536
784 MOTOR VEHCL PTS, ACC NES	22 375	46 995	16 108	658 TEXTILE ARTICLES NES	155	98	36
785 MOTOR & OTHER CYCLES ETC	3 180	2 638	915	662 CLAY, REFRACTORY BLDG PRD	3 643	362	126
786 VEH NES NONMOTR, TRAILERS	6 022	5 723	1 948	663 OTH NONMETAL MINERAL MFS	505	632	222
791 RAILWAY VEHICLES	380	143	51	664 GLASS	1 417	218	75
792 AIRCRAFT	441	44 120	14 800	666 POTTERY	179	132	46
793 SHIPS AND BOATS	3 402	2 279	803	672 IRON, STL PRIMARY FORMS	50 267	2 151	767
801 INDUSTRIAL PLANT, CHAP 90	59	1 748	566	673 IRON AND STEEL SHAPES	4 368	478	167
802 INDUSTRIAL PLANT, CHAP 94	631	5 368	1 769	674 IRN, STL UNIV. PLATE, SHEET	21 597	2 484	853
812 PLUMB, HEATING, LGHTNG EQU	2 124	3 357	1 188	677 IRN, STL WIRE EXCL W ROD	4 791	624	212
821 FURNITURE	2 042	1 409	496	678 IRON, STL TUBES, PIPES, ETC	16 489	2 080	707
842 MENS OUTERWEAR NOT KNIT	75	776	278	684 ALUMINIUM	846	2 965	1 041
843 WOMENS OUTERWEAR NONKNIT	60	373	125	686 ZINC	200	102	33
844 UNDERWEAR NOT KNIT	16	161	56	691 STRUCTURES AND PARTS NES	2 886	3 768	1 255
847 TXLT CLTHNG ACCESSRYS NES	10	134	48	692 METAL TANKS, BOXES, ETC	629	210	76
848 HEADGEAR, NONTXLT CLOTHNG	64	242	85	693 WIRE PRODUCTS NON ELECTR	577	187	69
851 FOOTWEAR	200	763	280	694 STL, COPPR NAILS, NUTS, ETC	2 787	668	237
871 OPTICAL INSTRUMENTS	16	661	230	695 TOOLS	484	1 416	504
872 MEDICAL INSTRUMENTS NES	266	867	299	696 CUTLERY	280	430	148
874 MEASURING, CONTROLLING INSTR	1 015	21 431	7 530	697 BASE MTL HOUSEHOLD EQUIP	563	333	114
881 PHOTO APPAR & EQUIPT NES	33	399	145	699 OTHER METAL MANUFACTURES	8 307	4 691	1 624
882 PHOTO, CINEMA SUPPLIES	3 081	8 019	2 767	703 INDUSTRIAL PLANT, CHAP 85	1	167	56
884 OPTICAL GOODS NES	8	228	84	712 STEAM ENGINES, TURBINES	6	110	36
885 WATCHES AND CLOCKS	5	148	50	713 INTRNL COMBUS PISTN ENGN	254	983	348
892 PRINTED MATTER	508	1 650	564	716 ROTATING ELECTRIC PLANT	635	1 248	436
893 ARTICLES OF PLASTIC NES	1 774	2 955	1 019	721 AGRIC MACHY, EXC TRACTORS	357	779	292
894 TOYS, SPORTING GOODS, ETC	113	1 023	341	722 TRACTORS NON-ROAD	150	195	67
895 OFFICE SUPPLIES NES	176	420	144	723 CIVIL ENGEENRG EQUIP ETC	3 089	4 207	1 529
897 GOLD, SILVER WARE, JEWELRY		331	118	724 TEXTILE, LEATHER MACHNRY	158	1 243	437
898 MUSICAL INSTRUMENTS, PTS	52	311	103	725 PAPER ETC MLL MACHINERY	199	450	160
899 OTHER MANUFACTURED GOODS	112	630	224	726 PRINTG, BKBINDG MACHY, PTS	421	1 448	523
				727 FOOD MACHRY NON-DOMESTIC	243	1 197	413
CAMERODN				728 OTH MACHY FOR SPCL INDUS	3 837	8 112	2 804
IMPORTS	3 101 913	480 654	170 406	736 MACHINE TOOLS FOR METAL	750	3 162	1 102
071 COFFEE AND SUBSTITUTES	175 679	141 759	50 145	737 METALWORKING MACHNRY NES	241	221	82
072 COCOA	215 059	133 042	47 440	741 HEATING, COOLING EQUIPMNT	805	2 232	770
075 SPICES	245	133	44	742 PUMPS FOR LIQUIDS ETC	229	1 056	384
121 TOBACCO UNMNFCTRD, REFUSE	797	2 108	733	743 PUMPS NES, CENTRIFUGES ETC	411	1 057	364
232 NATURAL RUBBER, GUMS	10 356	2 876	1 030	744 MECHANICAL HANDLING EQU	2 218	3 450	1 250
247 OTH WOOD ROUGH, SQUARED	714 442	42 367	14 961	745 NONELEC MACHY, TOOLS NES	1 213	8 71	2 894
248 WOOD SHAPED	66 079	5 059	1 817	749 NONELEC MACH PTS, ACC NES	255	904	322
263 COTTON	56 705	28 219	9 947	751 OFFICE MACHINES	190	822	290
292 CRUDE VEG MATERIALS NES	2 619	1 202	426	752 AUTOMATIC DATA PROC EQUIP	3	108	39
333 CRUDE PETROLEUM	1 003 495	62 436	21 928	759 OFFICE & ADP MCH PTS, ACC	8	160	57
334 PETROLEUM PRODUCTS, REFIN	587 181	31 025	11 313	761 TELEVISION RECEIVERS	48	216	75
424 FIXED VEG OIL NONSOFT	55 089	11 530	3 823	763 SOUND RECORDRS, PHONORGRPH	27	1 591	548
431 PROCESD ANML VEG OIL, ETC	165	158	51	764 TELECOM EQPT, PTS, ACC NES	75	3 866	1 338
621 MATERIALS OF RUBBER	640	178	66	772 SWITCHGEAR ETC & PTS NES	120	275	95
634 VENEERS, PLYWOOD, ETC	4 451	886	323	773 ELECTR DISTRIBUTING MACH	216	187	65
635 WOOD MANUFACTURES NES	1 704	145	53	774 ELECTRO-MEDCL, XRAY EQUIP	3	147	50
658 TEXTILE ARTICLES NES	85	212	71	775 HOUSEHOLD TYPE EQUIP NES	63	153	44
684 ALUMINIUM	37 167	14 801	5 315	778 ELECTRICAL MACHINERY NES	2 550	2 663	932
793 SHIPS AND BOATS	168 250	1 061	408	781 PASS MOTOR VEH EXC BUSES	6 540	12 417	4 403
941 ZOO ANIMALS, PETS	5	172	59	782 LORRIES, SPCL MTR VEH NES	22 402	27 047	9 439
				783 ROAD MOTOR VEHICLES NES	1 383	700	258
				784 MOTOR VEHCL PTS, ACC NES	3 799	5 653	2 003
				785 MOTOR & OTHER CYCLES ETC	181	263	93
EXPORTS	454 050	210 472	73 870	786 VEH NES NONMOTR, TRAILERS	3 900	2 569	916
011 MEAT FRESH, CHILLD, FROZEN	848	139	47	812 PLUMB, HEATING, LGHTNG EQU	2 154	3 309	1 210
048 CEREAL ETC PREPARATIONS	31 342	2 537	870	821 FURNITURE	798	947	326
054 VEG ETC FRSH, SMPLY PRSVD	725	1 142	398	831 TRAVEL GOODS, HANDBAGS	103	167	56
061 SUGAR AND HONEY	9 665	472	188	846 UNDERWEAR KNITTED	30	100	31
098 EDIBLE PRODCTS, PREPS NES	1 652	647	239	871 OPTICAL INSTRUMENTS	11	264	91
112 ALCOHOLIC BEVERAGES	46 132	6 950	2 425	872 MEDICAL INSTRUMENTS NES	30	364	122
121 TOBACCO UNMNFCTRD, REFUSE	209	89	32	873 METERS & COUNTERS NES	318	316	109
122 TOBACCO MFRS	1 129	1 661	539	881 PHOTO APPAR & EQUIPT NES	12	430	144
233 RUBBER, SYNTHTIC, RECLAIMO	385	107	36	882 PHOTO, CINEMA SUPPLIES	1 077	2 309	815
278 OTHER CRUDE MINERALS	6 814	287	100	884 OPTICAL GOODS NES		113	38
292 CRUDE VEG MATERIALS NES	626	2 808	981	892 PRINTED MATTER	312	575	194
334 PETROLEUM PRODUCTS, REFIN	380	117	38	893 ARTICLES OF PLASTIC NES	2 624	742	255
335 RESIDUAL PETRLM PROG NES	1 531	237	84	894 TOYS, SPORTING GOODS, ETC	79	143	51
431 PROCESD ANML VEG OIL, ETC	1 067	279	94	895 OFFICE SUPPLIES NES	140	508	177
511 HYDROCARBONS NES, DERIVS	2 764	515	181	896 MUSICAL INSTRUMENTS, PTS	62	167	56
512 ALCOHOLS, PHENOLS, ETC	3 039	1 326	459	951 WAR FIREARMS, AMMUNITION	220	1 061	373
513 ORGANIC ACIDS, ETC	7 958	1 733	611				
514 NITROGEN-FNCTN COMPOUNDS	1 856	3 449	1 229	CENT AFR REP			
515 ORG-INORG COMPOUNDS ETC	213	203	75				
516 OTHER ORGANIC CHEMICALS	459	302	111	IMPORTS	117 851	30 882	10 908
522 INORG ELEMNTS, OXIDES, ETC	5 582	478	164				
523 OTHR INORGANIC CHEMICALS	20 672	1 303	481	071 COFFEE AND SUBSTITUTES	9 718	7 824	2 760
531 SVNT DYE, NAT INDOGO, LAKES	942	4 874	1 739	233 RUBBER, SYNTHTIC, RECLAIMO	917	201	72
533 PIGMENTS, PAINTS, ETC	1 881	560	192	247 OTH WOOD ROUGH, SQUARED	42 319	3 588	1 219
541 MEDICINAL ETC PRODUCTS	71	336	120	263 COTTON	27 381	13 286	4 717
551 ESSENTIAL OIL, PERFUME, ETC	26	114	40	287 BASE METAL ORES, CONC NES	31 930	464	176

7 IMPORTS AND EXPORTS (SPECIAL TRADE) BY COUNTRIES OF PRODUCTION AND CONSUMPTION AND BY GROUPS OF THE SITC-REV. II 1984

GROUP DESCRIPTION	DT * 100 KG	1 000 DM	1 000 \$	GROUP DESCRIPTION	DT * 100 KG	1 000 DM	1 000 \$
289 PREC METAL ORE WASTE NES		3 660	1 298	582 PROD OF CONDENSATION ETC	2 414	671	303
431 PROCESD ANML VEG OIL ETC	358	375	129	583 PROD OF POLYMERIZING ETC	1 583	628	223
634 VENEERS,PLYWOOD,ETC	4 445	610	221	591 PESTICIDES,DISINFECTANTS	2 844	1 735	610
971 GOLD,NON MONETARY NES		395	148	621 MATERIALS OF RUBBER	197	186	64
EXPORTS	22 756	10 820	3 779	628 RUBBER ARTICLES NES	229	394	139
046 WHEAT ETC MEAL OR FLOUR	10 000	537	196	641 PAPER AND PAPERBOARD	345	267	92
054 VEG ETC FRSH,SMPLY PRSVD	153	139	49	642 ARTICLES OF PAPER ETC	2 060	1 073	381
431 PROCESD ANML VEG OIL ETC	2 592	498	173	652 COTTON FABRICS,WOVEN	40	175	61
514 NITROGEN-FUNCTN COMPOUNDS	46	118	41	653 WOVN MAN-MADE FIB FABRIC	164	249	87
516 OTHER ORGANIC CHEMICALS	148	211	69	655 KNIT ETC FABRICS	39	86	31
531 SYNT DYE,NAT INDOGO,LAKES	35	154	53	657 SPECIAL TEXTILE ETC PROD	88	121	43
533 PIGMENTS,PAINTS,ETC	384	122	43	662 CLAY,REFRACTORY BLDG PRD	2 309	242	83
541 MEDICINAL ETC PRODUCTS	27	123	41	663 OTH NONMETAL MINERAL MFS	417	304	104
583 PROD OF POLYMERIZING ETC	1 010	232	87	664 GLASS	2 607	309	111
598 MISC CHEMICAL PRODS NES	69	185	62	666 POTTERY	83	90	31
625 RUBBER TYRES,TUBES	176	174	63	671 PIG IRON ETC	3 220	621	218
652 COTTON FABRICS,WOVEN	55	284	102	673 IRON AND STEEL SHAPES	1 272	103	40
653 WOVN MAN-MADE FIB FABRIC	28	103	36	674 IRN,STL UNIV,PLATE,SHEET	2 985	464	159
685 TOOLS	372	345	124	675 IRON,STEEL HOOP,STRIP	1 497	205	71
713 INTRNL COMBUS PISTN ENGN	12	91	31	676 RAILWAY RAILS ETC IRN,STL	1 650	118	44
722 TRACTORS NON-ROAD	138	203	70	677 IRN,STL WIRE EXCL W ROD	1 561	204	73
723 CIVIL ENGINEERG EQUIP ETC	292	449	153	678 IRON,STL TUBES,PIPES,ETC	20 389	3 970	1 350
724 TEXTILE,LEATHER MACHNRY	246	1 382	479	679 IRN,STL CASTINGS UNWORKE	1 007	105	37
728 OTH MACHY FOR SPCL INDUS	29	152	54	691 STRUCTURES AND PARTS NES	1 861	399	140
737 METALWORKING MACHNRY NES	20	120	39	693 WIRE PRODUCTS NON ELECTR	346	108	38
743 PUMPS NES,CENTRFUGES ETC	106	175	57	694 STL,COPPR NAILS,NUTS,ETC	3 188	1 309	465
745 NONELEC MACHY,TOOLS NES	9	78	30	695 TOOLS	690	5 091	1 801
781 PASS MOTOR VEH EXC BUSES	192	482	174	699 OTHER METAL MANUFACTURES	503	684	251
782 LORRIES,SPCL MTR VEH NES	1 840	1 243	426	713 INTRNL COMBUS PISTN ENGN	236	1 034	362
783 ROAD MOTOR VEHICLES NES	269	203	75	714 ENGINES & MOTORS NES	11	936	316
784 MOTOR VEHCL PTS,ACC NES	898	490	177	716 ROTATING ELECTRIC PLANT	112	362	126
785 MOTOR & OTHER CYCLES ETC	99	103	37	721 AGRIC MACHY,EXC TRACTORS	445	954	341
892 PRINTED MATTER	206	241	82	723 CIVIL ENGINEERG EQUIP ETC	725	1 542	549
893 ARTICLES OF PLASTIC NES	498	282	101	727 FOOD MACHRY NON-DOMESTIC	221	1 159	385
EQUAT GUINEA				728 OTH MACHY FOR SPCL INDUS	561	1 816	642
IMPORTS	267 302	17 021	5 966	736 MACHINE TOOLS FOR METAL	71	204	69
072 COCOA	4 138	2 748	963	737 METALWORKING MACHNRY NES	60	171	59
247 OTH WOOD ROUGH,SQUARED	253 827	12 726	4 464	741 HEATING,COOLING EQUIPMNT	85	281	98
634 VENEERS,PLYWOOD,ETC	8 741	1 455	507	742 PUMPS FOR LIQUIDS ETC	42	404	140
EXPORTS	465	1 559	532	743 PUMPS NES,CENTRFUGES ETC	240	772	273
713 INTRNL COMBUS PISTN ENGN	37	695	239	744 MECHANICAL HANDLING EQU	267	408	151
716 ROTATING ELECTRIC PLANT	28	143	50	745 NONELEC MACHY,TOOLS NES	1 891	6 052	2 133
723 CIVIL ENGINEERG EQUIP ETC	79	217	70	749 NONELEC MACH PTS,ACC NES	251	1 505	517
781 PASS MOTOR VEH EXC BUSES	67	161	57	751 OFFICE MACHINES	78	445	151
S TOME PRINC				759 OFFICE & ADP MCH PTS,ACC	5	95	32
IMPORTS	10 775	7 740	2 682	761 TELEVISION RECEIVERS	74	242	81
072 COCOA	10 775	7 740	2 682	764 TELECOM EQPT,PTS,ACC NES	31	526	173
EXPORTS	10 501	1 710	571	772 SWITCHGEAR ETC & PTS NES	29	237	82
022 MILK AND CREAM	500	104	38	773 ELECTR DISTRIBUTING MACH	242	146	53
046 WHEAT ETC MEAL OR FLOUR	7 300	407	131	774 ELECTRO-MEDCL,XRAY EQUIP	101	477	166
061 SUGAR AND HONEY	2 417	114	38	775 HOUSEHOLD TYPE EQUIP NES	112	220	77
745 NONELEC MACHY,TOOLS NES	16	85	30	778 ELECTRICAL MACHINERY NES	1 268	1 249	433
781 PASS MOTOR VEH EXC BUSES	201	751	254	781 PASS MOTOR VEH EXC BUSES	1 824	5 252	1 852
897 GOLD,SILVER WARE,JEWELRY		107	41	782 LORRIES,SPCL MTR VEH NES	6 272	10 413	3 669
GABON				783 ROAD MOTOR VEHICLES NES	2 353	3 007	1 045
IMPORTS	3 852 190	245 042	88 985	784 MOTOR VEHCL PTS,ACC NES	2 156	7 252	2 536
071 COFFEE AND SUBSTITUTES	262	216	76	785 MOTOR & OTHER CYCLES ETC	22	85	30
072 COCOA	4 315	3 072	1 112	786 VEH NES NONMOTR,TRAILERS	652	542	195
247 OTH WOOD ROUGH,SQUARED	284 886	17 152	6 107	791 RAILWAY VEHICLES	21	162	56
281 IRON ORE CONCENTRATES	40 400	270	94	792 AIRCRAFT	26	709	235
287 BASE METAL DRES,CONC NES	376 955	2 804	963	821 FURNITURE	115	102	36
333 CRUDE PETROLEUM	3 086 650	175 661	63 727	848 HEADGEAR,NONTXTL CLOTHNG	37	110	37
334 PETROLEUM PRODUCTS,REFIN	34 981	1 735	618	871 OPTICAL INSTRUMENTS	3	149	52
524 RADIOACTIVE ETC MATERIAL	205	37 668	14 033	874 MEASURING,CONTROLNG INSTR	29	470	151
634 VENEERS,PLYWOOD,ETC	22 939	5 123	1 796	881 PHOTO APPAR & EQUIPT NES	10	132	44
714 ENGINES & MOTORS NES	9	659	239	882 PHOTO,CINEMA SUPPLIES	218	293	101
EXPORTS	182 875	91 475	32 107	893 ARTICLES OF PLASTIC NES	1 256	752	270
011 MEAT FRESH,CHILLD,FROZEN	5 620	1 184	428	894 TOYS,SPORTING GOODS,ETC	64	210	72
022 MILK AND CREAM	2 394	380	137	895 OFFICE SUPPLIES NES	131	497	174
048 CEREAL ETC PREPARATIONS	9 908	898	336	897 GOLD,SILVER WARE,JEWELRY	124	124	41
054 VEG ETC FRSH,SMPLY PRSVD	296	266	98	CONGO			
098 EDIBLE PRODUCTS,PREPS NES	1 267	444	160	IMPORTS	943 342	63 829	22 766
112 ALCOHOLIC BEVERAGES	6 437	943	333	072 COCOA	5 478	3 724	1 274
269 WASTE OF TEXTILE FABRICS	441	128	47	247 OTH WOOD ROUGH,SQUARED	321 407	22 903	8 017
278 OTHER CRUDE MINERALS	15 920	465	165	248 WOOD SHAPED	20 198	2 370	843
292 CRUDE VEG MATERIALS NES	249	281	98	287 BASE METAL DRES,CONC NES	200 350	3 439	1 301
335 RESIDUAL PETRLM PROD NES	11 191	1 198	433	333 CRUDE PETROLEUM	343 738	19 143	7 077
423 FIXED VEG OILS,SOFT	34 041	8 571	3 060	634 VENEERS,PLYWOOD,ETC	51 835	11 810	4 118
424 FIXED VEG OIL NONSOFT	373	140	49	716 ROTATING ELECTRIC PLANT	206	280	97
511 HYDROCARBONS NES,DERIVS	1 419	299	102	EXPORTS	177 577	71 021	24 392
514 NITROGEN-FUNCTN COMPOUNDS	88	307	107	011 MEAT FRESH,CHILLD,FROZEN	2 032	443	161
515 ORG-INORG COMPOUNDS ETC	54	123	41	035 FISH SALTED,DRIED,SMOKED	750	425	147
522 INORG ELEMNTS,OXIDES,ETC	1 280	299	112	047 OTHER CEREAL MEALS,FLOUR	2 500	163	60
523 OTHR INORGANIC CHEMICALS	8 050	351	118	054 VEG ETC FRSH,SMPLY PRSVD	180	285	92
531 SYNT DYE,NAT INDOGO,LAKES	63	373	129	112 ALCOHOLIC BEVERAGES	11 786	1 688	584
541 MEDICINAL ETC PRODUCTS	26	98	34	278 OTHER CRUDE MINERALS	29 970	941	340
554 SOAPS,CLEANING ETC PREPS	694	218	77	292 CRUDE VEG MATERIALS NES	169	663	227
562 FERTILIZERS MANUFACTURED	3 900	153	57	423 FIXED VEG OILS,SOFT	743	211	72
				431 PROCESD ANML VEG OIL,ETC	1 998	344	121
				511 HYDROCARBONS NES,DERIVS	411	99	34
				512 ALCOHOLS,PHENOLS,ETC	338	162	52
				514 NITROGEN-FUNCTN COMPOUNDS	78	143	51
				523 OTHR INORGANIC CHEMICALS	6 970	218	81
				531 SYNT DYE,NAT INDOGO,LAKES	527	2 545	913
				533 PIGMENTS,PAINTS,ETC	1 145	453	164
				541 MEDICINAL ETC PRODUCTS	36	141	53
				554 SOAPS,CLEANING ETC PREPS	379	196	68
				572 EXPLOSIVES,PYROTECH PROD	250	872	302
				583 PROD OF POLYMERIZING ETC	1 940	940	329
				585 PLASTIC MATERIALS NES	140	99	38

GROUP DESCRIPTION	DT = 100 KG	1 000 DM	1 000 \$	GROUP DESCRIPTION	DT = 100 KG	1 000 DM	1 000 \$
591 PESTICIDES,DISINFECTANTS	138	205	72	554 SOAPS,CLEANING ETC PREPS	5 038	2 343	819
592 STARCH, INULIN, GLUTEN, ETC	275	87	31	562 FERTILIZERS MANUFACTURED	45 341	2 209	746
598 MISC CHEMICAL PRODS NES	904	1 413	494	572 EXPLOSIVES, PYROTECH PROD	831	1 852	693
642 ARTICLES OF PAPER ETC	184	177	62	582 PROD OF CONDENSATION ETC	11 040	5 084	1 814
652 COTTON FABRICS, WOVEN	38	178	62	583 PROD OF POLYMERIZING ETC	30 382	9 271	3 281
662 CLAY, REFRACTORY BLDG PRD	1 806	225	78	584 CELLULOSE DERIVATIVES ETC	468	433	151
673 IRON AND STEEL SHAPES	2 045	295	104	585 PLASTIC MATERIALS NES	670	645	226
674 IRN, STL UNIV, PLATE, SHEET	5 842	684	231	591 PESTICIDES, DISINFECTANTS	1 605	2 891	1 023
675 IRON, STEEL HOOP, STRIP	1 164	218	76	592 STARCH, INULIN, GLUTEN, ETC	1 325	780	273
678 IRON, STL TUBES, PIPES, ETC	72 456	12 227	4 124	598 MISC CHEMICAL PRODS NES	10 162	3 380	1 203
693 WIRE PRODUCTS NON ELECTR	319	106	38	605 INDUSTRIAL PLANT, CHAP 73	286	121	41
694 STL, COPPR NAILS, NUTS, ETC	291	108	40	621 MATERIALS OF RUBBER	201	276	94
695 TOOLS	320	429	147	625 RUBBER TYRES, TUBES	666	633	228
697 BASE MTL HOUSEHOLD EQUIP	288	196	70	628 RUBBER ARTICLES NES	143	422	148
699 OTHER METAL MANUFACTURES	402	692	259	635 WOOD MANUFACTURES NES	90	215	80
716 ROTATING ELECTRIC PLANT	96	233	82	641 PAPER AND PAPERBOARD	3 990	866	313
721 AGRIC MACHY, EXC TRACTORS	1 413	5 226	1 820	642 ARTICLES OF PAPER ETC	1 254	1 047	361
723 CIVIL ENGINEER EQUIP ETC	1 666	2 866	1 007	651 TEXTILE YARN AND THREAD	162	259	93
726 PRINTG, BKBDNG MACHY, PTS	41	205	70	653 WOVN MAN-MADE FIB FABRIC	61	191	63
728 OTH MACHY FOR SPCL INDUS	483	1 292	432	655 KNIT ETC FABRICS	135	181	62
736 MACHINE TOOLS FOR METAL	6	104	34	657 SPECIAL TEXTILE ETC PROD	141	118	44
742 PUMPS FOR LIQUIDS ETC	170	435	143	662 CLAY, REFRACTORY BLDG PRD	4 105	572	202
743 PUMPS NES, CENTRIFUGES ETC	65	118	38	663 OTH NONMETAL MINERAL MFS	974	567	198
744 MECHANICAL HANDLING EQU	146	194	64	665 GLASSWARE	40	88	34
745 NONELEC MACHY, TOOLS NES	450	1 282	448	673 IRON AND STEEL SHAPES	16 807	1 665	580
749 NONELEC MACH PTS, ACC NES	28	145	47	674 IRN, STL UNIV, PLATE, SHEET	4 565	641	228
751 OFFICE MACHINES	15	114	38	675 IRON, STEEL HOOP, STRIP	13 070	2 082	727
752 AUTOMATIC DATA PROC EQUIP	12	110	41	677 IRN, STL WIRE EXCL W ROD	936	232	81
759 OFFICE & ADP MCH PTS, ACC	2	94	35	678 IRON, STL TUBES, PIPES, ETC	70 643	10 418	3 638
761 TELEVISION RECEIVERS	29	88	32	679 IRN, STL CASTINGS UNWORKED	800	101	34
764 TELECOM EQPT, PTS, ACC NES	12	103	38	682 COPPER EXC CEMENT COPPER	79	157	58
778 ELECTRICAL MACHY, EXC NES	1 915	1 173	409	691 STRUCTURES AND PARTS NES	2 538	1 980	648
781 PASS MOTOR VEH EXC BUSES	707	1 859	653	692 METAL TANKS, BOXES, ETC	691	707	247
782 LORRIES, SPCL MTR VEH NES	8 662	12 487	4 267	693 WIRE PRODUCTS NON ELECTR	3 721	643	225
783 ROAD MOTOR VEHICLES NES	141	164	60	694 STL, COPPR NAILS, NUTS, ETC	1 175	661	239
784 MOTOR VEHCL PTS, ACC NES	1 796	3 550	1 236	695 TOOLS	1 243	2 362	829
786 VEH NES NONMOTR, TRAILERS	2 140	1 860	632	697 BASE MTL HOUSEHOLD EQUIP	258	182	61
793 SHIPS AND BOATS	4 169	4 892	1 576	699 OTHER METAL MANUFACTURES	3 931	2 699	941
831 TRAVEL GOODS, HANDBAGS	77	104	34	711 STEAM BOILERS & AUX PLNT	63	173	63
892 PRINTED MATTER	82	128	47	713 INTRNL COMBUS PISTN ENGN	705	5 295	1 865
893 ARTICLES OF PLASTIC NES	136	143	47	716 ROTATING ELECTRIC PLANT	295	993	326
894 TOYS, SPORTING GOODS, ETC	516	1 157	402	718 OTH POWER GENERATG MACHY	21	101	35
895 OFFICE SUPPLIES NES	36	101	34	721 AGRIC MACHY, EXC TRACTORS	201	346	122
				722 TRACTORS NON-ROAD	779	965	333
				723 CIVIL ENGINEER EQUIP ETC	6 936	11 216	3 931
				724 TEXTILE, LEATHER MACHNRY	187	1 520	538
				725 PAPER ETC MILL MACHIN			

7 IMPORTS AND EXPORTS (SPECIAL TRADE) BY COUNTRIES OF PRODUCTION AND CONSUMPTION AND BY GROUPS OF THE SITC-REV. II 1984

GROUP DESCRIPTION	DT * 100 KG	1 000 DM	1 000 \$	GROUP DESCRIPTION	DT * 100 KG	1 000 DM	1 000 \$
EXPORTS	146 819	40 299	14 129	691 STRUCTURES AND PARTS NES	483	291	100
022 MILK AND CREAM	1 350	366	133	692 METAL TANKS, BOXES, ETC	104	109	40
041 WHEAT ETC UNMILLED	10 000	478	154	693 WIRE PRODUCTS NON ELECTR	1 127	568	184
046 WHEAT ETC MEAL OR FLOUR	9 974	585	189	694 STL, COPPR NAILS, NUTS, ETC	232	153	52
047 OTHER CEREAL MEALS, FLOUR	11 800	731	261	695 TOOLS	445	573	199
061 SUGAR AND HONEY	68 000	4 046	1 415	699 OTHER METAL MANUFACTURES	473	384	133
267 OTHER MAN-MADE FIBRES	753	623	220	713 INTRNL COMBUS PISTN ENGN	43	168	57
334 PETROLEUM PRODUCTS, REFIN	1 006	207	76	716 ROTATING ELECTRIC PLANT	87	190	69
335 RESIDUAL PETRLM PROD NES	2 201	376	130	718 OTH POWER GENERATG MACHY	74	255	89
431 PROCESD ANML VEG OIL, ETC	4 000	688	227	721 AGRIC MACHY, EXC TRACTORS	54	134	50
516 OTHER ORGANIC CHEMICALS	183	242	84	722 TRACTORS NON-ROAD	36	93	33
522 INORG ELEMNTS, OXIDES, ETC	5 363	370	125	723 CIVIL ENGINEERG EQUIP ETC	2 827	4 917	1 736
523 OTHR INORGANIC CHEMICALS	2 079	173	63	726 PRINTG, BKBINDG MACHY, PTS	70	379	137
531 SYNT DYE, NAT INDOGO, LAKES	26	88	31	727 FOOD MACHRY NON-DOMESTIC	73	268	90
533 PIGMENTS, PAINTS, ETC	398	215	71	728 OTH MACHY FOR SPCL INDUS	637	714	256
541 MEDICINAL ETC PRODUCTS	367	1 262	446	741 HEATING, COOLING EQUIPMNT	106	251	86
551 ESSENTL OIL, PERFUME, ETC	187	866	309	742 PUMPS FOR LIQUIDS ETC	16	103	36
554 SOAPS, CLEANING ETC PREPS	888	398	141	743 PUMPS NES, CENTRIFUGES ETC	122	363	125
582 PROD OF CONDENSATION ETC	615	325	114	744 MECHANICAL HANDLING EQU	339	197	73
583 PROD OF POLYMERIZING ETC	5 078	1 635	579	745 NONELEC MACHY, TOOLS NES	63	247	84
584 CELLULOSE DERIVATIVES ETC	233	110	39	749 NONELEC MACH PTS, ACC NES	48	173	60
592 STARCH, INULIN, GLUTEN, ETC	174	131	44	764 TELECOM EQPT, PTS, ACC NES	59	300	105
598 MISC CHEMICAL PRODS NES	212	109	39	772 SWITCHGEAR ETC & PTS NES	108	561	192
641 PAPER AND PAPERBOARD	1 743	473	163	773 ELECTR DISTRIBUTING MACH	247	101	35
642 ARTICLES OF PAPER ETC	496	422	149	778 ELECTRICAL MACHINERY NES	214	375	138
657 SPECIAL TEXTILE ETC PROD	281	261	94	781 PASS MOTOR VEH EXC BUSES	1 621	4 625	1 649
658 TEXTILE ARTICLES NES	219	555	184	782 LORRIES, SPCL MTR VEH NES	2 849	4 252	1 515
678 IRON, STL TUBES, PIPES, ETC	1 123	233	83	784 MOTOR VEHCL PTS, ACC NES	550	2 066	733
684 ALUMINIUM	27	83	31	786 VEH NES NONMOTR, TRAILERS	819	722	253
691 STRUCTURES AND PARTS NES	1 031	391	140	812 PLUMB, HEATNG, LGHTNG EQU	187	284	99
692 METAL TANKS, BOXES, ETC	32	88	32	821 FURNITURE	333	235	83
693 WIRE PRODUCTS NON ELECTR	1 574	333	119	873 METERS & COUNTERS NES	6	113	44
694 STL, COPPR NAILS, NUTS, ETC	242	165	59	874 MEASURNG, CONTROLNG INSTR	13	152	50
695 TOOLS	1 006	954	337	892 PRINTED MATTER	43	112	39
699 OTHER METAL MANUFACTURES	154	204	70	893 ARTICLES OF PLASTIC NES	86	85	32
713 INTRNL COMBUS PISTN ENGN	51	171	58	895 OFFICE SUPPLIES NES	5	155	52
718 OTH POWER GENERATG MACHY	14	243	93	ST HELENA			
721 AGRIC MACHY, EXC TRACTORS	244	336	119	IMPORTS	1	2	1
723 CIVIL ENGINEERG EQUIP ETC	13	154	58	EXPORTS	65	160	57
726 PRINTG, BKBINDG MACHY, PTS	209	1 118	389	728 OTH MACHY FOR SPCL INDUS	53	130	47
727 FOOD MACHRY NON-DOMESTIC	48	220	76	ANGOLA			
728 OTH MACHY FOR SPCL INDUS	254	712	261	IMPORTS	455 177	27 010	9 372
736 MACHINE TOOLS FOR METAL	60	263	101	071 COFFEE AND SUBSTITUTES	888	686	250
741 HEATING, COOLING EQUIPMNT	141	525	175	334 PETROLEUM PRODUCTS, REFIN	453 329	26 120	9 048
742 PUMPS FOR LIQUIDS ETC	69	259	95	EXPORTS	636 248	152 729	53 496
743 PUMPS NES, CENTRIFUGES ETC	90	207	73	014 MEAT PREPD, PRSVD, NES ETC	414	258	93
744 MECHANICAL HANDLING EQU	44	95	30	022 MILK AND CREAM	5 245	1 119	376
745 NONELEC MACHY, TOOLS NES	297	1 032	379	025 EGGS, BIRDS, FRESH, PRSRVD	89	114	42
749 NONELEC MACH PTS, ACC NES	21	150	51	035 FISH SALTED, DRIED, SMOKED	3 200	1 517	530
751 OFFICE MACHINES	30	198	68	041 WHEAT ETC UNMILLED	12 269	498	162
764 TELECOM EQPT, PTS, ACC NES	14	372	130	046 WHEAT ETC MEAL OR FLOUR	292 042	19 031	6 676
771 ELECTRIC POWER MACHY NES	846	687	234	047 OTHER CEREAL MEALS, FLOUR	22 488	1 097	382
772 SWITCHGEAR ETC & PTS NES	343	1 372	490	056 VEGTBLES ETC PRSVD, PREPD	1 194	102	38
773 ELECTR DISTRIBUTING MACH	1 366	1 027	368	061 SUGAR AND HONEY	2 066	131	44
778 ELECTRICAL MACHINERY NES	585	827	294	066 SUGAR AND HONEY	2 066	131	44
781 PASS MOTOR VEH EXC BUSES	974	1 781	629	112 ALCOHOLIC BEVERAGES	397	205	70
782 LORRIES, SPCL MTR VEH NES	1 912	2 784	972	233 RUBBER, SYNTHETIC, RECLAIMD	7 626	2 580	904
783 ROAD MOTOR VEHICLES NES	152	227	78	264 JUTE, OTH TEX BAST FIBRES	3 936	501	173
784 MOTOR VEHCL PTS, ACC NES	524	1 646	582	278 OTHER CRUDE MINERALS	2 634	512	195
786 VEH NES NONMOTR, TRAILERS	1 085	691	236	292 CRUDE VEG MATERIALS NES	233	671	233
812 PLUMB, HEATNG, LGHTNG EQU	110	87	31	335 RESIDUAL PETRLM PROD NES	3 485	406	146
874 MEASURNG, CONTROLNG INSTR	17	340	115	423 FIXED VEG OILS, SOFT	27 983	6 821	2 460
881 PHOTO APPAR & EQUIPT NES	28	246	88	424 FIXED VEG OIL NONSOFT	394	110	36
882 PHOTO, CINEMA SUPPLIES	100	359	122	511 HYDROCARBONS NES, DERIVS	290	154	52
893 ARTICLES OF PLASTIC NES	638	452	161	512 ALCOHOLS, PHENOLS, ETC	271	239	90
895 OFFICE SUPPLIES NES	15	108	40	513 ORGANIC ACIDS, ETC	2 271	764	269
BURUNDI				514 NITROGEN-FUNCTN COMPOUNDS	2 287	1 453	517
IMPORTS	159 986	134 976	47 829	515 ORG-INORG COMPOUNDS ETC	527	1 175	401
071 COFFEE AND SUBSTITUTES	159 200	134 318	47 604	516 OTHER ORGANIC CHEMICALS	545	317	110
287 BASE METAL ORES, CONC NES	21	86	32	522 INORG ELEMNTS, OXIDES, ETC	4 528	1 191	425
292 CRUDE VEG MATERIALS NES	726	354	119	523 OTHR INORGANIC CHEMICALS	25 279	2 359	842
EXPORTS	138 126	49 500	17 244	531 SYNT DYE, NAT INDOGO, LAKES	464	1 937	691
022 MILK AND CREAM	3 568	859	312	533 PIGMENTS, PAINTS, ETC	1 641	1 212	429
035 FISH SALTED, DRIED, SMOKED	1 854	891	299	541 MEDICINAL ETC PRODUCTS	680	4 063	1 391
061 SUGAR AND HONEY	21 905	1 222	423	551 ESSENTL OIL, PERFUME, ETC	31	226	78
292 CRUDE VEG MATERIALS NES	116	379	132	553 PERFUMERY, COSMETICS, ETC	1 505	657	234
335 RESIDUAL PETRLM PROD NES	3 073	365	121	554 SOAPS, CLEANING ETC PREPS	2 515	847	307
411 ANIMAL OILS AND FATS	19 412	2 815	984	562 FERTILIZERS MANUFACTURED	3 910	176	63
514 NITROGEN-FUNCTN COMPOUNDS	414	425	148	582 PROD OF CONDENSATION ETC	6 629	3 020	1 045
515 ORG-INORG COMPOUNDS ETC	900	1 660	575	583 PROD OF POLYMERIZING ETC	55 585	16 727	5 948
516 OTHER ORGANIC CHEMICALS	118	204	75	584 CELLULOSE DERIVATIVES ETC	858	883	323
522 INORG ELEMNTS, OXIDES, ETC	5 705	568	203	591 PESTICIDES, DISINFECTANTS	1 588	1 362	481
523 OTHR INORGANIC CHEMICALS	1 173	145	49	592 STARCH, INULIN, GLUTEN, ETC	2 992	3 112	1 087
531 SYNT DYE, NAT INDOGO, LAKES	186	804	277	598 MISC CHEMICAL PRODS NES	7 031	2 690	937
533 PIGMENTS, PAINTS, ETC	222	191	67	621 MATERIALS OF RUBBER	218	190	67
541 MEDICINAL ETC PRODUCTS	286	1 374	483	625 RUBBER TYRES, TUBES	1 044	1 044	362
551 ESSENTL OIL, PERFUME, ETC	55	110	36	628 RUBBER ARTICLES NES	92	384	128
554 SOAPS, CLEANING ETC PREPS	229	96	32	635 WOOD MANUFACTURES NES	236	171	62
582 PROD OF CONDENSATION ETC	1 370	650	231	641 PAPER AND PAPERBOARD	888	398	144
583 PROD OF POLYMERIZING ETC	2 741	850	307	642 ARTICLES OF PAPER ETC	69	156	51
591 PESTICIDES, DISINFECTANTS	382	321	110	651 TEXTILE YARN AND THREAD	45	235	81
598 MISC CHEMICAL PRODS NES	2 095	419	147	653 WOVN MAN-MADE FIB FABRIC	217	414	160
625 RUBBER TYRES, TUBES	977	1 008	346	655 KNIT ETC FABRICS	117	102	38
635 WOOD MANUFACTURES NES	735	317	113	656 LACE, RIBBONS, TULLE, ETC	26	99	36
641 PAPER AND PAPERBOARD	1 180	285	96	657 SPECIAL TEXTILE ETC PROD	109	329	117
661 CEMENT ETC BUILDING PROD	9 012	97	35	661 CEMENT ETC BUILDING PROD	8 430	281	99
673 IRON AND STEEL SHAPES	4 364	455	153	662 CLAY, REFRACTORY BLDG PRD	1 485	245	88
674 IRN, STL UNIV, PLATE, SHEET	5 290	1 052	370				
678 IRON, STL TUBES, PIPES, ETC	31 733	5 133	1 700				

7 IMPORTS AND EXPORTS (SPECIAL TRADE) BY COUNTRIES OF PRODUCTION AND CONSUMPTION AND BY GROUPS OF THE SITC-REV. II 1984

GROUP DESCRIPTION	DT = 100 KG	1 000 DM	1 000 \$	GROUP DESCRIPTION	DT = 100 KG	1 000 DM	1 000 \$
663 OTH NONMETAL MINERAL MFS	1 936	422	160	335 RESIDUAL PETRLM PROD NES	3 735	593	217
665 GLASSWARE	62	234	81	423 FIXED VEG OILS, SOFT	13 817	4 273	1 396
671 PIG IRON ETC	20 900	4 578	1 626	431 PROCESD ANML VEG OIL, ETC	44 998	5 571	2 013
673 IRON AND STEEL SHAPES	28 420	2 245	733	511 HYDROCARBONS NES, DERIVS	1 586	308	114
674 IRN, STL UNIV, PLATE, SHEET	9 053	694	250	512 ALCOHOLS, PHENOLS, ETC	169	91	32
677 IRN, STL WIRE EXCL W ROD	3 561	566	197	513 ORGANIC ACIDS, ETC	485	103	37
678 IRON, STL TUBES, PIPES, ETC	20 335	3 545	1 303	514 NITROGEN-FUNCTN COMPOUNDS	1 562	1 422	490
681 SILVER, PLATINUM, ETC	8	140	48	515 ORG-INORG COMPOUNDS ETC	404	1 168	411
682 COPPER EXC CEMENT COPPER	174	225	81	516 OTHER ORGANIC CHEMICALS	705	257	95
684 ALUMINIUM	511	376	130	522 INORG ELEMNTS, OXIDES, ETC	19 352	2 034	727
685 LEAD	2 616	381	123	523 OTHR INORGANIC CHEMICALS	16 079	1 107	397
687 TIN	28	120	40	531 SYNT DYE, NAT INDGO, LAKES	1 208	3 407	1 175
691 STRUCTURES AND PARTS NES	3 414	746	252	532 DYES NES, TANNING PRODS	10 549	2 425	841
692 METAL TANKS, BOXES, ETC	511	743	255	533 PIGMENTS, PAINTS, ETC	3 968	1 868	655
693 WIRE PRODUCTS NON ELECTR	1 311	361	128	541 MEDICINAL ETC PRODUCTS	2 787	14 832	5 249
694 STL, COPPR NAILS, NUTS, ETC	304	295	104	551 ESSENTL OIL, PERFUME, ETC	155	237	86
695 TOOLS	911	4 375	1 527	554 SOAPS, CLEANING ETC PREPS	4 628	1 207	421
696 CUTLERY	69	187	69	562 FERTILIZERS MANUFACTURED	43 483	1 451	474
697 BASE MTL HOUSEHOLD EQUIP	300	331	112	582 PROD OF CONDENSATION ETC	6 008	1 199	404
699 OTHER METAL MANUFACTURES	897	1 205	438	583 PROD OF POLYMERIZING ETC	7 656	2 265	813
713 INTRNL COMBUS PISTN ENGN	4 329	10 322	3 487	584 CELLULOSE DERIVATIVES ETC	450	171	60
714 ENGINES & MOTORS NES	4	652	215	591 PESTICIDES, DISINFECTANTS	5 020	4 533	1 691
716 ROTATING ELECTRIC PLANT	159	248	84	592 STARCH, INULIN, GLUTEN, ETC	1 143	382	138
721 AGRIC MACHY, EXC TRACTORS	25	125	46	598 MISC CHEMICAL PRODS NES	5 288	2 021	706
723 CIVIL ENGINEERG EQUIP ETC	18	122	47	611 LEATHER	962	268	97
724 TEXTILE, LEATHER MACHNRY	146	2 369	839	621 MATERIALS OF RUBBER	5 664	1 673	602
725 PAPER ETC MILL MACHINERY	65	282	100	625 RUBBER TYRES, TUBES	288	401	145
726 PRINTG, BKBINDG MACHY, PTS	367	2 861	1 009	628 RUBBER ARTICLES NES	165	455	159
727 FOOD MACHRY NON-DOMESTIC	12	142	52	635 WOOD MANUFACTURES NES	177	214	74
728 OTH MACHY FOR SPCL INDUS	98	821	292	641 PAPER AND PAPERBOARD	1 060	351	126
736 MACHINE TOOLS FOR METAL	145	955	341	642 ARTICLES OF PAPER ETC	8 095	2 880	1 063
737 METALWORKING MACHNRY NES	33	182	64	651 TEXTILE YARN AND THREAD	158	225	84
741 HEATING, COOLING EQUIPMNT	452	1 082	382	657 SPECIAL TEXTILE ETC PROD	658	739	266
742 PUMPS FOR LIQUIDS ETC	192	441	156	658 TEXTILE ARTICLES NES	771	1 819	600
743 PUMPS NES, CENTRIFUGES ETC	145	682	241	661 CEMENT ETC BUILDING PROD	63 147	865	297
744 MECHANICAL HANDLING EQU	359	646	217	662 CLAY, REFRACTORY BLDG PRD	3 300	296	106
745 NONELEC MACHY, TOOLS NES	253	1 001	338	663 OTH NONMETAL MINERAL MFS	584	412	143
749 NONELEC MACH PTS, ACC NES	186	1 036	364	665 GLASSWARE	150	281	94
751 OFFICE MACHINES	58	301	106	666 POTTERY	56	168	57
759 OFFICE & ADP MCH PTS, ACC	13	272	93	673 IRON AND STEEL SHAPES	8 267	668	227
761 TELEVISION RECEIVERS	4	115	41	674 IRN, STL UNIV, PLATE, SHEET	48 915	4 882	1 701
762 RADIO BROADCAST RECEIVRS	7	99	34	675 IRON, STEEL HOOP, STRIP	1 113	233	79
763 SOUND RECORDRS, PHONOGRPH	4	96	33	676 RAILWAY RAILS ETC IRN, STL	389	129	49
764 TELECOM EQPT, PTS, ACC NES	38	1 301	459	678 IRON, STL TUBES, PIPES, ETC	79 140	11 661	4 131
772 SWITCHGEAR ETC & PTS NES	68	538	190	679 IRN, STL CASTINGS UNWORKE	1 346	177	63
773 ELECTR DISTRIBUTING MACH	192	168	60	684 ALUMINIUM	690	356	130
774 ELECTRO-MEDCL, XRAY EQUIP	27	744	264	685 LEAD	136	138	46
775 HOUSEHOLD TYPE EQUIP NES	33	102	34	691 STRUCTURES AND PARTS NES	1 654	547	193
776 TRANSISTORS, VALVES, ETC		101	35	692 METAL TANKS, BOXES, ETC	2 140	909	322
778 ELECTRICAL MACHINERY NES	362	1 750	601	693 WIRE PRODUCTS NON ELECTR	890	313	109
781 PASS MOTOR VEH EXC BUSES	378	713	250	694 STL, COPPR NAILS, NUTS, ETC	568	205	74
782 LORRIES, SPCL MTR VEH NES	687	1 225	415	695 TOOLS	653	308	465
784 MOTOR VEHCL PTS ACC NES	1 677	5 914	2 039	696 CUTLERY	17	125	44
786 VEH NES NONMOTR, TRAILERS	1 021	1 466	513	697 BASE MTL HOUSEHOLD EQUIP	272	290	107
812 PLUMB, HEATING, LGHTNG EQU	111	349	122	699 OTHER METAL MANUFACTURES	878	953	326
821 FURNITURE	443	255	86	711 STEAM BOILERS & AUX PLT	337	500	176
847 TXTL CLTHNG ACCESRYS NES	13	141	46	713 INTRNL COMBUS PISTN ENGN	157	1 164	413
848 HEADGEAR, NONTXTL CLOTHNG	11	153	52	714 ENGINES & MOTORS NES	13	3 004	1 088
871 OPTICAL INSTRUMENTS	5	189	65	716 ROTATING ELECTRIC PLANT	214	564	188
872 MEDICAL INSTRUMENTS NES	44	1 013	362	721 AGRIC MACHY, EXC TRACTORS	218	392	134
874 MEASURING, CONTROLNG INSTR	96	1 003	350	722 TRACTORS NON-ROAD	439	790	271
881 PHOTO APPAR & EQUIPT NES	44	477	165	723 CIVIL ENGINEERG EQUIP ETC	1 988	2 511	900
882 PHOTO, CINEMA SUPPLIES	308	821	293	724 TEXTILE, LEATHER MACHNRY	995	4 398	1 596
893 ARTICLES OF PLASTIC NES	183	342	121	725 PAPER ETC MILL MACHINERY	125	857	307
894 TOYS, SPORTING GOODS, ETC	41	215	75	726 PRINTG, BKBINDG MACHY, PTS	169	831	290
895 OFFICE SUPPLIES NES	24	104	36	727 FOOD MACHRY NON-DOMESTIC	1 877	1 503	563
899 OTHER MANUFACTURED GOODS	16	121	42	728 OTH MACHY FOR SPCL INDUS	1 417	3 644	1 269
				736 MACHINE TOOLS FOR METAL	141	381	136
				737 METALWORKING MACHNRY NES	117	197	68
				741 HEATING, COOLING EQUIPMNT	1 070	2 786	1 005
				742 PUMPS FOR LIQUIDS ETC	3 054	4 247	1 453
				743 PUMPS NES, CENTRIFUGES ETC	216	1 296	466
				744 MECHANICAL HANDLING EQU	521	981	348
				745 NONELEC MACHY, TOOLS NES	258	1 955	679
				749 NONELEC MACH PTS, ACC NES	970	1 642	574
				751 OFFICE MACHINES	205	822	289
				752 AUTOMTIC DATA PROC EQUIP	21	556	183
				759 OFFICE & ADP MCH PTS, ACC	28	142	52
				764 TELECOM EQPT, PTS, ACC NES	99	1 193	413
				771 ELECTRIC POWER MACHY NES	1 957	2 417	789
				772 SWITCHGEAR ETC & PTS NES	586	2 797	1 005
				773 ELECTR DISTRIBUTING MACH	1 696	1 030	363
				774 ELECTRO-MEDCL, XRAY EQUIP	74	1 081	378
				778 ELECTRICAL MACHINERY NES	698	1 198	412
				781 PASS MOTOR VEH EXC BUSES	1 294	2 859	1 015
				782 LORRIES, SPCL MTR VEH NES	6 248	8 835	3 019
				783 ROAD MOTOR VEHICLES NES	892	1 596	573
				784 MOTOR VEHCL PTS, ACC NES	2 073	8 123	2 794
				786 VEH NES NONMOTR, TRAILERS	2 153	1 497	538
				792 AIRCRAFT	1	186	64
				812 PLUMB, HEATING, LGHTNG EQU	256	383	131
				821 FURNITURE	159	883	312
				843 WOMENS OUTERWEAR NONKNIT	8	165	40
				845 OUTERWEAR KNIT NONELASTC	1	113	36
				848 HEADGEAR, NONTXTL CLOTHNG	4	121	40
				851 FOOTWEAR	35	232	80
				871 OPTICAL INSTRUMENTS	19	607	209
				872 MEDICAL INSTRUMENTS NES	51	669	234
				874 MEASURING, CONTROLNG INSTR	244	2 440	855
				881 PHOTO APPAR & EQUIPT NES	25	359	121
				882 PHOTO, CINEMA SUPPLIES	775	1 994	697
				892 PRINTED MATTER	119	314	108
				893 ARTICLES OF PLASTIC NES	2 118	1 511	528
				895 OFFICE SUPPLIES NES	499	918	322
				896 MUSICAL INSTRUMENTS, PTS	28	103	33
ETHIOPIA							
IMPORTS	258 972	215 302	76 984				
054 VEG ETC FRSH, SMPLY PRSVD	15 643	2 371	841	744			
071 COFFEE AND SUBSTITUTES	219 290	195 308	69 840	745			
075 SPICES	187	323	115	749			
211 HIDES, SKINS, UNDRESSED	300	861	300	751			
223 SEEDS FOR OTH FIXED OILS	7 154	1 297	457	752			
263 COTTON	8 269	5 231	1 916	759			
292 CRUDE VEG MATERIALS NES	5 501	2 652	951	764			
431 PROCESD ANML VEG OIL, ETC	1 409	1 370	486	771			
611 LEATHER	413	1 337	485	772			
659 FLOOR COVERINGS ETC	75	187	62	773			
713 INTRNL COMBUS PISTN ENGN	14	329	116	774			
714 ENGINES & MOTORS NES	4	176	64	778			
742 PUMPS FOR LIQUIDS ETC		127	43	781			
743 PUMPS NES, CENTRIFUGES ETC	1	142	54	782			
792 AIRCRAFT	19	2 118	741	783			
846 UNDERWEAR KNITTED	207	321	109	784			
874 MEASURING, CONTROLNG INSTR		347	122	786			
EXPORTS	1 398 713	233 344	81 773				
022 MILK AND CREAM	22 740	5 715	2 115	843			
041 WHEAT ETC UNMILLED	671 575	40 047	14 067	845			
042 RICE	1 500	189	62	848			
046 WHEAT ETC MEAL OR FLOUR	182 199	10 985	3 669	851			
047 OTHER CEREAL MEALS FLOUR	14 400	871	288	871			
048 CEREAL ETC PREPARATIONS	6 861	1 192	391	872			
054 VEG ETC FRSH, SMPLY PRSVD		430	149	874			
061 SUGAR AND HONEY	5 367	408	132	881			
233 RUBBER, SYNTHETIC, RECLAIMD	9 370	2 626	935	882			
266 SYNTHETIC FIBRE TO SPIN	2 273	933	329	892			
274 SULPHUR ETC	8 685	443	150	893			
292 CRUDE VEG MATERIALS NES	211	366	128	895			
334 PETROLEUM PRODUCTS, REFIN	3 951	985	348	896			

7 IMPORTS AND EXPORTS (SPECIAL TRADE) BY COUNTRIES OF PRODUCTION AND CONSUMPTION AND BY GROUPS OF THE SITC-REV. II 1984

GROUP DESCRIPTION	DT = 100 KG	1 000 DM	1 000 \$	GROUP DESCRIPTION	DT = 100 KG	1 000 DM	1 000 \$
899 OTHER MANUFACTURED GOODS	41	349	127	058 FRUIT PRESERVED, PREPARED	117 798	29 238	10 177
DJIBOUTI				071 COFFEE AND SUBSTITUTES	384 340	356 353	123 998
IMPORTS	857	1 173	409	074 TEA AND MATE	2 764	2 343	826
287 BASE METAL ORES, CONC NES	726	953	330	075 SPICES	269	107	37
EXPORTS	54 378	9 525	3 371	081 FEEDING STUFF FOR ANIMALS	4 014	209	79
022 MILK AND CREAM	1 764	435	158	121 TOBACCO UNMANUFACTURED, REFUSE	1 028	1 008	373
046 WHEAT ETC MEAL OR FLOUR	32 683	1 900	681	222 SEEDS FOR SOFT-FIXED OIL	9 210	1 682	609
061 SUGAR AND HONEY	12 120	566	211	223 SEEDS FOR OTH FIXED OILS	2 729	394	143
112 ALCOHOLIC BEVERAGES	1 486	185	66	247 OTH WOOD ROUGH, SQUARED	9 330	329	109
423 FIXED VEG OILS, SOFT	326	104	33	263 COTTON	699	410	137
541 MEDICINAL ETC PRODUCTS	52	121	44	265 VEG FIBRE, EXCL COTN JUTE	4 513	722	259
553 PERFUMERY, COSMETICS, ETC	199	266	92	268 WOOL (EXC TOPS), ANML HAIR	1 209	1 025	368
583 PROD OF POLYMERIZING ETC	86	87	31	288 NONFERR METAL SCRAP NES	1 076	327	108
684 ALUMINIUM	174	96	31	292 CRUDE VEG MATERIALS NES	43 678	29 374	10 222
695 TOOLS	53	92	31	512 ALCOHOLS, PHENOLS, ETC	6 560	1 564	551
742 PUMPS FOR LIQUIDS ETC	23	129	45	551 ESSENTIAL OIL, PERFUME, ETC	72	115	40
744 MECHANICAL HANDLING EQU	646	1 090	413	635 WOOD MANUFACTURES NES	801	179	65
751 OFFICE MACHINES	18	149	51	652 COTTON FABRICS, WOVEN	84	90	34
764 TELECOM EQPT, PTS, ACC NES	10	337	112	667 PEARL, PREC-, SEMI-P STONE	21	4 882	1 715
781 PASS MOTOR VEH EXC BUSES	304	698	246	691 STRUCTURES AND PARTS NES	390	188	67
782 LORRIES, SPCL MTR VEH NES	298	539	196	725 PAPER ETC MILL MACHINERY	141	125	44
821 FURNITURE	2 904	954	340	742 PUMPS FOR LIQUIDS ETC		102	35
882 PHOTO, CINEMA SUPPLIES	32	94	32	749 NONELEC MACH PTS, ACC NES	28	112	42
SOMALIA				781 PASS MOTOR VEH EXC BUSES	28	85	31
IMPORTS	837	1 650	552	792 AIRCRAFT	10	675	239
292 CRUDE VEG MATERIALS NES	797	878	295	831 TRAVEL GOODS, HANDBAGS	111	205	73
EXPORTS	305 874	55 474	19 527	874 MEASURING, CONTROLLING INSTR	10	584	204
022 MILK AND CREAM	20 112	5 248	1 851	899 OTHER MANUFACTURED GOODS	340	545	188
041 WHEAT ETC UNMILLED	49 958	2 591	958	941 ZOO ANIMALS, PETS	65	258	90
042 RICE	5 194	566	183	EXPORTS	1 055 487	331 773	116 365
046 WHEAT ETC MEAL OR FLOUR	130 983	7 384	2 545	022 MILK AND CREAM	41 850	10 234	3 434
061 SUGAR AND HONEY	16 882	1 024	362	023 BUTTER	7 502	4 434	1 435
112 ALCOHOLIC BEVERAGES	1 538	236	80	054 VEG ETC FRSH, SIMPLY PRSVD	1 465	4 193	1 463
248 WOOD SHAPED	2 360	171	61	061 SUGAR AND HONEY	43 564	3 031	1 084
423 FIXED VEG OILS, SOFT	2 108	464	154	112 ALCOHOLIC BEVERAGES	1 304	439	154
516 OTHER ORGANIC CHEMICALS	134	102	34	233 RUBBER, SYNTHETIC, RECLAIMED	9 865	2 689	966
522 INORG ELEMENTS, OXIDES, ETC	1 565	140	49	266 SYNTHETIC FIBRE TO SPIN	13 558	6 444	2 306
523 OTHER INORGANIC CHEMICALS	4 319	802	287	267 OTHER MAN-MADE FIBRES	693	406	150
531 SYNT DYE, NAT INDGO, LAKES	41	92	34	274 SULPHUR ETC	15 748	874	299
532 DYES NES, TANNING PRODS	1 603	442	164	291 CRUDE ANIMAL MATERIALS NES	80	300	105
533 PIGMENTS, PAINTS, ETC	175	105	40	292 CRUDE VEG MATERIALS NES	518	2 079	731
541 MEDICINAL ETC PRODUCTS	178	1 271	464	323 BRIQUETS, COKE, SEMI-COKE	12 326	532	180
551 ESSENTIAL OIL, PERFUME, ETC	43	145	53	334 PETROLEUM PRODUCTS, REFIN	4 260	1 216	433
554 SOAPS, CLEANING ETC PREPS	235	103	38	335 RESIDUAL PETRLM PROD NES	31 067	5 753	2 055
583 PROD OF POLYMERIZING ETC	282	147	52	411 ANIMAL OILS AND FATS	12 201	1 925	679
591 PESTICIDES, DISINFECTANTS	115	341	123	424 FIXED VEG OIL NONSOFT	5 504	821	304
598 MISC CHEMICAL PRODS NES	962	317	114	431 PROCESSED ANML VEG OIL, ETC	13 652	2 528	870
621 MATERIALS OF RUBBER	153	154	54	511 HYDROCARBONS NES, DERIVS	8 482	1 189	426
634 VENEERS, PLYWOOD, ETC	1 604	217	77	512 ALCOHOLS, PHENOLS, ETC	2 595	949	336
635 WOOD MANUFACTURES NES	3 743	1 661	569	513 ORGANIC ACIDS, ETC	9 731	2 126	762
642 ARTICLES OF PAPER ETC	478	216	78	514 NITROGEN-FUNCTN COMPOUNDS	925	648	232
661 CEMENT ETC BUILDING PROD	23 424	262	96	515 ORG-INORG COMPOUNDS ETC	967	1 308	460
673 IRON AND STEEL SHAPES	4 652	384	129	516 OTHER ORGANIC CHEMICALS	351	433	154
678 IRON, STL TUBES, PIPES, ETC	1 392	905	303	522 INORG ELEMENTS, OXIDES, ETC	72 215	7 087	2 507
691 STRUCTURES AND PARTS NES	1 060	652	237	523 OTHER INORGANIC CHEMICALS	28 529	2 008	707
693 WIRE PRODUCTS NON ELECTR	975	200	68	531 SYNT DYE, NAT INDGO, LAKES	1 796	5 645	2 018
695 TOOLS	323	583	205	532 DYES NES, TANNING PRODS	5 782	1 214	446
716 ROTATING ELECTRIC PLANT	130	361	117	533 PIGMENTS, PAINTS, ETC	4 787	2 032	716
723 CIVIL ENGINEERING EQUIP ETC	859	2 625	898	541 MEDICINAL ETC PRODUCTS	2 697	11 652	4 184
726 OTH MACHY FOR SPCL INDUS	1 088	972	340	551 ESSENTIAL OIL, PERFUME, ETC	376	1 121	387
736 MACHINE TOOLS FOR METAL	102	179	65	553 PERFUMERY, COSMETICS, ETC	69	95	31
741 HEATING COOLING EQUIPMNT	751	917	332	554 SOAPS, CLEANING ETC PREPS	2 165	1 033	365
742 PUMPS FOR LIQUIDS ETC	393	1 236	422	562 FERTILIZERS MANUFACTURED	52 723	3 196	1 068
743 PUMPS NES, CENTRIFUGES ETC	68	164	53	572 EXPLOSIVES, PYROTECH PROD	4 624	1 699	581
744 MECHANICAL HANDLING EQU	87	186	67	582 PROD OF CONDENSATION ETC	27 716	10 093	3 482
745 NONELEC MACHY, TOOLS NES	265	447	146	583 PROD OF POLYMERIZING ETC	136 204	29 790	10 605
749 NONELEC MACH PTS, ACC NES	50	103	36	584 CELLULOSE DERIVATIVES ETC	459	335	117
751 OFFICE MACHINES	11	104	35	585 PLASTIC MATERIALS NES	101	88	30
764 TELECOM EQPT, PTS, ACC NES	95	134	51	591 PESTICIDES, DISINFECTANTS	23 743	12 068	4 307
772 SWITCHGEAR ETC & PTS NES	223	796	273	592 STARCH, INULIN, GLUTEN, ETC	1 347	649	228
773 ELECTR DISTRIBUTING MACH	612	473	164	598 MISC CHEMICAL PRODS NES	13 617	4 539	1 585
776 TRANSISTORS, VALVES, ETC	3	295	113	621 MATERIALS OF RUBBER	708	714	254
778 ELECTRICAL MACHINERY NES	44	402	147	625 RUBBER TYRES, TUBES	619	700	250
781 PASS MOTOR VEH EXC BUSES	1 041	1 910	674	628 RUBBER ARTICLES NES	499	1 324	463
782 LORRIES, SPCL MTR VEH NES	1 242	2 203	802	641 PAPER AND PAPERBOARD	8 406	1 871	638
783 ROAD MOTOR VEHICLES NES	229	223	78	642 ARTICLES OF PAPER ETC	468	525	185
784 MOTOR VEHCL PTS, ACC NES	412	1 549	551	651 TEXTILE YARN AND THREAD	7 497	3 160	1 095
786 VEH NES NONMOTR, TRAILERS	268	339	123	653 WOVN MAN-MADE FIB FABRIC	210	338	120
793 SHIPS AND BOATS	350	300	116	657 SPECIAL TEXTILE ETC PROD	1 199	898	319
801 INDUSTRIAL PLANT, CHAP 90	381	755	250	658 TEXTILE ARTICLES NES	124	791	273
821 FURNITURE	692	617	207	659 FLOOR COVERINGS ETC	111	133	45
874 MEASURING, CONTROLLING INSTR	25	150	50	662 CLAY, REFRACTORY BLDG PRD	11 655	1 705	619
882 PHOTO, CINEMA SUPPLIES	49	111	40	663 OTH NONMETAL MINERAL MFS	1 808	487	171
893 ARTICLES OF PLASTIC NES	393	351	125	664 GLASS	785	224	81
KENYA				665 GLASSWARE	859	618	210
IMPORTS	613 793	445 979	155 350	667 PEARL, PREC-, SEMI-P STONE	13	231	82
014 MEAT PREPD, PRSVD, NES ETC	2 454	2 412	876	672 IRON, STL PRIMARY FORMS	81 476	4 738	1 587
034 FISH FRESH, CHILLED, FROZEN	24	388	135	673 IRON AND STEEL SHAPES	20 042	1 630	553
036 SHELL FISH FRESH, FROZEN	203	191	71	674 IRN, STL UNIV, PLATE, SHEET	115 197	11 404	4 009
054 VEG ETC FRSH, SIMPLY PRSVD	7 257	2 152	765	675 IRON, STEEL HOOP, STRIP	6 817	710	243
056 VEGETABLES ETC PRSVD, PREPD	1 201	382	133	677 IRN, STL WIRE EXCL W ROD	1 372	222	75
057 FRUIT NUTS, FRESH, DRIED	9 240	4 440	1 550	678 IRON, STL TUBES, PIPES, ETC	24 142	3 107	1 105
				682 COPPER EXC CEMENT COPPER	662	390	138
				684 ALUMINIUM	4 556	2 696	956
				686 ZINC	4 630	1 331	464
				691 STRUCTURES AND PARTS NES	1 298	367	127
				692 METAL TANKS, BOXES, ETC	180	149	52
				693 WIRE PRODUCTS NON ELECTR	421	230	77
				695 TOOLS	959	1 740	586
				696 CUTLERY	152	416	147
				697 BASE MTL HOUSEHOLD EQUIP	141	138	48
				699 OTHER METAL MANUFACTURES	1 666	1 749	603
				713 INTRNL COMBUS PISTN ENGN	889	5 495	1 922

7 IMPORTS AND EXPORTS (SPECIAL TRADE) BY COUNTRIES OF PRODUCTION AND CONSUMPTION AND BY GROUPS OF THE SITC-REV. II 1984

GROUP DESCRIPTION	DT = 100 KG	1 000 DM	1 000 \$	GROUP DESCRIPTION	DT = 100 KG	1 000 DM	1 000 \$
716 ROTATING ELECTRIC PLANT	445	1 319	463	691 STRUCTURES AND PARTS NES	3 785	2 906	1 040
718 OTH POWER GENERATG MACHY	40	310	109	692 METAL TANKS,BOXES,ETC	364	156	54
721 AGRIC MACHY,EXC TRACTORS	2 146	2 341	823	693 WIRE PRODUCTS NON ELECTR	1 140	135	45
722 TRACTORS NON-ROAD	2 775	2 763	958	695 TOOLS	131	830	300
723 CIVIL ENGINEERG EQUIP ETC	1 031	1 639	571	699 OTHER METAL MANUFACTURES	239	154	52
724 TEXTILE,LEATHER MACHNRY	1 317	7 135	2 568	700 INDUSTRIAL PLANT,CHAP 84	1 135	3 205	1 033
725 PAPER ETC MILL MACHINERY	276	1 215	414	713 INTRNL COMBUS PISTN ENGN	75	497	173
726 PRINTG,BKBDNG MACHY,PTS	96	620	211	716 ROTATING ELECTRIC PLANT	52	151	53
727 FOOD MACHRY NON-DOMESTIC	169	799	281	721 AGRIC MACHY,EXC TRACTORS	363	426	155
728 OTH MACHY FOR SPCL INDUS	1 121	4 529	1 579	722 TRACTORS NON-ROAD	529	448	162
736 MACHINE TOOLS FOR METAL	393	1 167	419	723 CIVIL ENGINEERG EQUIP ETC	447	760	276
737 METALWORKING MACHNRY NES	249	219	76	724 TEXTILE,LEATHER MACHNRY	255	940	333
741 HEATING,COOLING EQUIPMNT	1 565	3 841	1 325	725 PAPER ETC MILL MACHINERY	118	489	175
742 PUMPS FOR LIQUIDS ETC	969	3 421	1 188	726 PRINTG,BKBDNG MACHY,PTS	81	322	113
743 PUMPS NES,CENTRFUGES ETC	527	2 673	931	727 FOOD MACHRY NON-DOMESTIC	309	706	244
744 MECHANICAL HANDLING EQU	1 048	1 970	685	728 OTH MACHY FOR SPCL INDUS	625	2 210	741
745 NONELEC MACHY,TOOLS NES	1 842	10 745	3 635	736 MACHINE TOOLS FOR METAL	328	1 157	382
749 NONELEC MACH PTS,ACC NES	895	3 513	1 241	741 HEATING,COOLING EQUIPMNT	70	331	112
751 OFFICE MACHINES	153	847	292	743 PUMPS NES,CENTRFUGES ETC	305	1 005	334
752 AUTOMTIC DATA PROC EQUIP	18	351	124	744 MECHANICAL HANDLING EQU	960	935	326
759 OFFICE & ADP MCH PTS,ACC	22	371	131	745 NONELEC MACHY,TOOLS NES	200	582	204
761 TELEVISION RECEIVERS	209	673	233	749 NONELEC MACH PTS,ACC NES	121	605	204
763 SOUND RECORDRS,PHONOGRPH	12	395	142	764 TELECOM EQPT,PTS,ACC NES	110	2 315	768
764 TELECOM EQPT,PTS,ACC NES	60	1 340	487	778 ELECTRICAL MACHINERY NES	482	362	129
771 ELECTRIC POWER MACHY NES	349	512	176	781 PASS MOTOR VEH EXC BUSES	2 540	6 989	2 480
772 SWITCHGEAR ETC & PTS NES	673	2 970	1 029	782 LORRIES,SPCL MTR VEH NES	1 408	1 182	399
773 ELECTR DISTRIBUTING MACH	3 396	2 760	912	783 ROAD MOTOR VEHICLES NES	974	1 442	489
774 ELECTRO-MEDCL,XRAY EQUIP	139	1 780	615	784 MOTOR VEHCL PTS,ACC NES	906	2 876	1 029
775 HOUSEHOLD TYPE EQUIP NES	92	241	78	785 MOTOR & OTHER CYCLES ETC	53	173	56
776 TRANSISTORS,VALVES,ETC	1	98	30	786 VEH NES NONMOTR,TRAILERS	1 541	930	314
778 ELECTRICAL MACHINERY NES	837	2 564	888	791 RAILWAY VEHICLES	36	125	42
781 PASS MOTOR VEH EXC BUSES	4 022	9 891	3 499	821 FURNITURE	856	951	319
782 LORRIES,SPCL MTR VEH NES	9 308	14 252	5 072	872 MEDICAL INSTRUMENTS NES	18	156	54
783 ROAD MOTOR VEHICLES NES	2 444	3 630	1 285	873 METERS & COUNTERS NES	11	84	30
784 MOTOR VEHCL PTS,ACC NES	3 295	9 312	3 292	874 MEASURNG,CONTROLNG INSTR	12	265	92
786 VEH NES NONMOTR,TRAILERS	452	677	231	882 PHOTO,CINEMA SUPPLIES	87	353	124
791 RAILWAY VEHICLES	132	284	98	893 ARTICLES OF PLASTIC NES	303	205	73
792 AIRCRAFT	7	383	131	895 OFFICE SUPPLIES NES	85	535	195
793 SHIPS AND BOATS	72 334	1 958	630				
812 PLUMBNG,HEATNG,LGHTNG EQU	100	230	81				
821 FURNITURE	121	207	69				
842 MENS OUTERWEAR NOT KNIT	7	86	30				
846 UNDERWEAR KNITTED	8	89	34				
848 HEADGEAR,NONTXTL CLOTHNG	77	181	60				
851 FOOTWEAR	68	389	139				
871 OPTICAL INSTRUMENTS	8	535	183				
872 MEDICAL INSTRUMENTS NES	170	851	291				
874 MEASURNG,CONTROLNG INSTR	208	3 654	1 288				
881 PHOTO APPAR & EQUIPT NES	32	301	102				
882 PHOTO,CINEMA SUPPLIES	1 237	1 658	588				
884 OPTICAL GOODS NES		300	100				
885 WATCHES AND CLOCKS	6	118	38				
892 PRINTED MATTER	3 638	3 029	1 081				
893 ARTICLES OF PLASTIC NES	1 170	1 718	590				
894 TOYS,SPORTING GOODS,ETC	160	267	95				
895 OFFICE SUPPLIES NES	668	897	313				
897 GOLD,SILVER WARE,JEWELRY	1	692	244				
898 MUSICAL INSTRUMENTS,PTS	50	277	94				
899 OTHER MANUFACTURED GOODS	72	311	105				
UGANDA							
IMPORTS	143 481	111 677	39 372	EXPORTS	455 568	193 213	68 203
071 COFFEE AND SUBSTITUTES	119 240	96 545	34 099	022 MILK AND CREAM	22 621	5 913	2 071
072 COCOA	2 345	1 342	473	035 FISH SALTED,DRIED,SMOKED	660	313	102
121 TOBACCO UNMNFCTRD,REFUSE	116	94	33	054 VEG ETC FRSH,SMPLY PRSVD	541	608	214
263 COTTON	21 238	13 328	4 640	098 EDIBLE PRODUCTS,PREPS NES	437	137	48
288 NONFERR METAL SCRAP NES	453	192	63	112 ALCOHOLIC BEVERAGES	278	97	35
EXPORTS	106 842	56 559	19 723	233 RUBBER,SYNTHTIC,RECLAIMD	4 596	1 550	552
022 MILK AND CREAM	8 957	2 237	801	269 WASTE OF TEXTILE FABRICS	1 791	442	151
037 FISH ETC PREPD PRSVD NES	1 000	434	158	273 STONE,SAND AND GRAVEL	5 713	172	61
046 WHEAT ETC MEAL OR FLOUR	5 457	308	114	278 OTHER CRUDE MINERALS	26 348	404	135
047 OTHER CEREAL MEALS,FLOUR	5 000	298	109	292 CRUDE VEG MATERIALS NES	245	650	226
061 SUGAR AND HONEY	16 379	813	275	334 PETROLEUM PRODUCTS,REFIN	35 902	4 234	1 517
112 ALCOHOLIC BEVERAGES	712	123	45	335 RESIDUAL PETRLM PROD NES	6 186	972	337
269 WASTE OF TEXTILE FABRICS	575	91	33	411 ANIMAL OILS AND FATS	33 384	5 225	1 910
273 STONE,SAND AND GRAVEL	2 512	156	60	423 FIXED VEG DILS,SOFT	2 467	740	258
334 PETROLEUM PRODUCTS,REFIN	4 190	314	105	431 PROCESD ANML VEG OIL,ETC	33 715	5 462	1 946
514 NITROGEN-FNCTN COMPOUNDS	1 173	595	216	511 HYDROCARBONS NES,DERIVS	384	179	60
516 OTHER ORGANIC CHEMICALS	122	157	58	512 ALCOHOLS,PHENOLS,ETC	1 791	304	105
522 INORG ELEMNTS,OXIDES,ETC	1 666	195	66	513 ORGANIC ACIDS,ETC	757	217	77
523 OTHR INORGANIC CHEMICALS	1 671	226	79	514 NITROGEN-FNCTN COMPOUNDS	1 545	1 105	374
531 SYNT DYE,NAT INDGO,LAKES	88	368	126	515 ORG-INORG COMPOUNDS ETC	351	213	73
533 PIGMENTS,PAINTS,ETC	274	165	61	516 OTHER ORGANIC CHEMICALS	2 470	3 552	1 229
541 MEDICINAL ETC PRODUCTS	532	1 909	714	522 INORG ELEMNTS,OXIDES,ETC	25 635	2 561	879
553 PERFUMERY,COSMETICS,ETC	210	174	60	523 OTHR INORGANIC CHEMICALS	12 737	787	282
562 FERTILIZERS MANUFACTURED	2 007	109	38	531 SYNT DYE,NAT INDGO LAKES	458	1 847	642
582 PROD OF CONDENSATION ETC	2 217	712	257	532 DYES NES,TANNING PRODS	784	212	80
583 PROD OF POLYMERIZING ETC	5 839	1 583	581	533 PIGMENTS,PAINTS,ETC	1 159	631	228
591 PESTICIDES,DISINFECTANTS	432	514	186	541 MEDICINAL ETC PRODUCTS	1 850	7 574	2 643
598 MISC CHEMICAL PRODS NES	532	107	39	551 ESSENTL OIL,PERFUME,ETC	119	202	70
625 RUBBER TYRES,TUBES	1 274	1 020	363	554 SOAPS,CLEANING ETC PREPS	3 833	1 553	539
628 RUBBER ARTICLES NES	56	118	40	572 EXPLOSIVES,PYROTECH PROD	1 854	1 284	460
641 PAPER AND PAPERBOARD	1 532	432	150	582 PROD OF CONDENSATION ETC	6 351	2 448	834
642 ARTICLES OF PAPER ETC	320	125	44	583 PROD OF POLYMERIZING ETC	14 665	4 668	1 614
658 TEXTILE ARTICLES NES	65	179	61	591 PESTICIDES,DISINFECTANTS	28 247	11 416	3 819
666 POTTERY	123	234	76	592 STARCH,INULIN,GLUTEN,ETC	6 452	511	173
673 IRON AND STEEL SHAPES	8 540	704	258	598 MISC CHEMICAL PRODS NES	2 152	1 091	389
674 IRN,STL UNIV,PLATE,SHEET	4 176	491	169	612 LEATHER ETC MANUFACTURES	201	90	33
677 IRN,STL WIRE EXCL W ROD	2 493	315	115	621 MATERIALS OF RUBBER	298	284	98
684 ALUMINIUM	436	260	89	625 RUBBER TYRES,TUBES	1 104	1 044	366
686 ZINC	1 140	348	121	628 RUBBER ARTICLES NES	81	243	86
				634 VENEERS,PLYWOOD,ETC	439	100	33

7 IMPORTS AND EXPORTS (SPECIAL TRADE) BY COUNTRIES OF PRODUCTION AND CONSUMPTION AND BY GROUPS OF THE SITC-REV. II 1984

GROUP DESCRIPTION	DT * 100 KG	1 000 DM	1 000 \$	GROUP DESCRIPTION	DT * 100 KG	1 000 DM	1 000 \$
635 WOOD MANUFACTURES NES	153	112	39	MOZAMBIQUE			
641 PAPER AND PAPERBOARD	3 835	1 589	541				
642 ARTICLES OF PAPER ETC	1 456	1 043	366	IMPORTS	84 507	15 007	5 223
651 TEXTILE YARN AND THREAD	3 609	2 869	1 008				
655 KNIT ETC FABRICS	132	214	75	057 FRUIT, NUTS, FRESH, DRIED	3 023	3 314	1 157
656 LACE, RIBBONS, TULLE, ETC	18	131	42	061 SUGAR AND HONEY	39 377	874	312
657 SPECIAL TEXTILE ETC PROD	216	1 635	545	074 TEA AND MATE	5 270	3 320	1 183
658 TEXTILE ARTICLES NES	112	172	57	223 SEEDS FOR OTH FIXED OILS	15 635	3 376	1 100
661 CEMENT ETC BUILDING PROD	15 239	228	83	247 OTH WOOD ROUGH, SQUARED	10 798	1 896	664
662 CLAY, REFRACTORY BLDG PRD	4 610	785	280	263 COTTON	291	105	41
663 OTH NONMETAL MINERAL MFS	402	263	88	278 OTHER CRUDE MINERALS	4 772	193	73
664 GLASS	632	135	44	635 WOOD MANUFACTURES NES	1 761	452	157
665 GLASSWARE	2 552	439	162	689 NON-FER BASE METALS NES	2 955	1 262	463
671 PIG IRON ETC	12 346	2 307	797	EXPORTS	44 133	32 236	11 129
673 IRON AND STEEL SHAPES	13 313	1 152	395				
674 IRN, STL UNIV, PLATE, SHEET	6 720	669	234	022 MILK AND CREAM	11 229	3 028	1 038
675 IRON, STEEL HOOP, STRIP	2 883	884	292	023 BUTTER	930	653	237
678 IRON, STL TUBES, PIPES, ETC	18 523	2 362	833	035 FISH SALTED, DRIED, SMOKED	1 243	563	208
682 COPPER EXC CEMENT COPPER	76	87	31	048 CEREAL ETC PREPARATIONS	669	136	48
684 ALUMINIUM	746	466	169	054 VEG ETC FRSH, SMPLY PRSVD	188	138	54
691 STRUCTURES AND PARTS NES	1 911	1 072	389	233 RUBBER, SYNTHETIC, RECLAIMD	609	196	75
693 WIRE PRODUCTS NON ELECTR	1 518	723	249	292 CRUDE VEG MATERIALS NES	208	441	169
694 STL, COPPR NAILS, NUTS, ETC	212	183	62	334 PETROLEUM PRODUCTS, REFIN	993	230	79
695 TOOLS	734	1 620	559	424 FIXED VEG OIL NONSOFT	386	196	68
697 BASE MTL HOUSEHOLD EQUIP	161	211	71	511 HYDROCARBONS NES, DERIVS	210	126	40
699 OTHER METAL MANUFACTURES	834	946	316	515 ORG-INORG COMPOUNDS ETC	244	469	152
700 INDUSTRIAL PLANT, CHAP 84	379	1 362	494	516 OTHER ORGANIC CHEMICALS	775	794	263
711 STEAM BOILERS & AUX PLNT	40	97	34	522 INORG ELEMNTS, OXIDES, ETC	1 127	184	60
712 STEAM ENGINES, TURBINES	7	311	105	541 MEDICINAL ETC PRODUCTS	1 886	7 788	2 645
713 INTRNL COMBUS PISTN ENGN	211	934	328	554 SOAPS, CLEANING ETC PREPS	294	104	34
716 ROTATING ELECTRIC PLANT	471	1 217	430	582 PROD OF CONDENSATION ETC	900	137	46
718 OTH POWER GENERATG MACHY	237	734	277	583 PROD OF POLYMERIZING ETC	3 994	1 203	397
721 AGRIC MACHY, EXC TRACTORS	573	703	247	591 PESTICIDES, DISINFECTANTS	1 056	680	233
722 TRACTORS NON-ROAD	1 628	1 783	604	598 MISC CHEMICAL PRODS NES	442	257	85
723 CIVIL ENGINEERG EQUIP ETC	858	1 041	373	628 RUBBER ARTICLES NES	131	403	146
724 TEXTILE, LEATHER MACHNRY	1 635	5 199	1 890	662 CLAY, REFRACTORY BLDG PRD	1 153	150	55
725 PAPER ETC MILL MACHINERY	192	741	254	673 IRON AND STEEL SHAPES	925	91	33
726 PRINTG, BKBINDG MACHY, PTS	111	645	231	674 IRN, STL UNIV, PLATE, SHEET	5 016	382	135
727 FOOD MACHRY NON-DOMESTIC	516	1 821	658	678 IRON, STL TUBES, PIPES, ETC	2 736	314	113
728 OTH MACHY FOR SPCL INDUS	1 722	5 562	1 950	692 METAL TANKS, BOXES, ETC	443	153	51
736 MACHINE TOOLS FOR METAL	405	1 608	584	696 CUTLERY	56	287	102
737 METALWORKING MACHNRY NES	41	220	78	699 OTHER METAL MANUFACTURES	117	242	83
741 HEATING, COOLING EQUIPMNT	363	1 643	590	713 INTRNL COMBUS PISTN ENGN	73	702	254
742 PUMPS FOR LIQUIDS ETC	115	577	206	716 ROTATING ELECTRIC PLANT	70	181	63
743 PUMPS NES, CENTRIFUGES ETC	308	1 156	403	723 CIVIL ENGINEERG EQUIP ETC	223	368	129
744 MECHANICAL HANDLING EQU	789	627	226	724 TEXTILE, LEATHER MACHNRY	86	831	284
745 NONELEC MACHY, TOOLS NES	373	2 398	822	726 PRINTG, BKBINDG MACHY, PTS	27	185	65
749 NONELEC MACH PTS, ACC NES	587	1 428	507	727 FOOD MACHRY NON-DOMESTIC	8	98	32
751 OFFICE MACHINES	51	332	112	728 OTH MACHY FOR SPCL INDUS	36	92	30
752 AUTOMTIC DATA PROC EQUIP		95	34	741 HEATING, COOLING EQUIPMNT	39	108	38
759 OFFICE & ADP MCH PTS, ACC	13	133	46	742 PUMPS FOR LIQUIDS ETC	145	623	232
764 TELECOM EQPT, PTS, ACC NES	46	1 034	339	743 PUMPS NES, CENTRIFUGES ETC	203	331	117
772 SWITCHGEAR ETC & PTS NES	201	584	206	744 MECHANICAL HANDLING EQU	92	255	96
773 ELECTR DISTRIBUTING MACH	1 993	2 941	1 067	745 NONELEC MACHY, TOOLS NES	22	102	33
774 ELECTRO-MEDCL, XRAY EQUIP	10	267	94	749 NONELEC MACH PTS, ACC NES	28	144	47
775 HOUSEHOLD TYPE EQUIP NES	91	141	42	772 SWITCHGEAR ETC & PTS NES	28	239	84
778 ELECTRICAL MACHINERY NES	123	336	113	778 ELECTRICAL MACHINERY NES	29	237	79
781 PASS MOTOR VEH EXC BUSES	2 430	5 725	2 022	781 PASS MOTOR VEH EXC BUSES	518	1 364	484
782 LORRIES, SPCL MTR VEH NES	2 248	1 950	682	782 LORRIES, SPCL MTR VEH NES	1 323	1 868	689
784 MOTOR VEHCL PTS, ACC NES	1 890	4 958	1 739	784 MOTOR VEHCL PTS, ACC NES	509	2 080	738
785 MOTOR & OTHER CYCLES ETC	145	276	96	843 WOMENS OUTERWEAR NONKNIT	7	154	36
786 VEH NES NONMOTR, TRAILERS	1 165	733	257	872 MEDICAL INSTRUMENTS NES	14	248	93
791 RAILWAY VEHICLES	6 294	18 323	6 918	874 MEASURING, CONTROLING INSTR	7	176	64
792 AIRCRAFT	12	305	112	882 PHOTO, CINEMA SUPPLIES	89	191	70
812 PLUMBG, HEATING, LGHTNG EQU	485	330	117				
821 FURNITURE	664	513	174	MADAGASCAR			
845 OUTERWEAR KNIT NONELASTC	52	146	47				
848 HEADGEAR, NONTXTL CLOTHNG	51	177	58	IMPORTS	205 308	93 413	32 849
851 FOOTWEAR	69	257	87				
871 OPTICAL INSTRUMENTS	3	178	65	011 MEAT FRESH, CHILLD, FROZEN	1 162	656	248
872 MEDICAL INSTRUMENTS NES	163	1 065	370	056 VEGTBLES ETC PRSVD, PREPD	259	363	130
873 METERS & COUNTERS NES	26	346	122	057 FRUIT, NUTS FRESH, DRIED	105	87	31
874 MEASURING, CONTROLING INSTR	95	1 223	431	071 COFFEE AND SUBSTITUTES	19 523	15 581	5 538
881 PHOTO APPAR & EQUIPT NES	10	106	38	072 COCOA	4 824	3 537	1 164
882 PHOTO, CINEMA SUPPLIES	144	452	156	075 SPICES	15 666	38 149	13 450
892 PRINTED MATTER	658	1 178	424	121 TOBACCO UNMNFCTRD, REFUSE	139	108	41
893 ARTICLES OF PLASTIC NES	1 863	1 072	365	265 VEG FIBRE, EXCL COTN JUTE	7 065	1 065	373
895 OFFICE SUPPLIES NES	116	303	100	278 OTHER CRUDE MINERALS	19 367	4 044	1 421
899 OTHER MANUFACTURED GOODS	96	340	126	287 BASE METAL ORES, CONC NES	102 506	1 926	704
				292 CRUDE VEG MATERIALS NES	5 087	2 662	949
SEYCHELLES				431 PROCESD ANML VEG OIL, ETC	215	190	70
IMPORTS	595	244	90	651 ESSENTIL OIL, PERFUME, ETC	777	860	299
EXPORTS	5 219	2 922	989	652 COTTON FABRICS, WOVEN	22 483	21 334	7 439
				657 SPECIAL TEXTILE ETC PROD			
541 MEDICINAL ETC PRODUCTS	17	142	47	663 OTH NONMETAL MINERAL MFS	16	348	125
678 IRON, STL TUBES, PIPES, ETC	1 571	202	70	667 PEARL, PREC-, SEMI-P STONE	66	1 011	335
684 ALUMINIUM	13	86	31	EXPORTS	78 634	42 794	14 704
713 INTRNL COMBUS PISTN ENGN	18	203	67				
727 FOOD MACHRY NON-DOMESTIC	17	93	33	054 VEG ETC FRSH, SMPLY PRSVD	26	137	45
745 NONELEC MACHY, TOOLS NES	21	260	91	263 COTTON	468	166	60
774 ELECTRO-MEDCL, XRAY EQUIP	8	141	53	266 SYNTHETIC FIBRE TO SPIN	3 629	1 607	581
892 PRINTED MATTER	93	205	73	292 CRUDE VEG MATERIALS NES	91	288	98
				335 RESIDUAL PETRLM PROD NES	15 000	2 332	756
BRIT IND OC				514 NITROGEN-FUNCTN COMPOUNDS	161	333	112
EXPORTS	4	30	11	515 ORG-INORG COMPOUNDS ETC	332	140	48
				522 INORG ELEMNTS, OXIDES, ETC	5 209	442	145
				523 OTHR INORGANIC CHEMICALS	1 292	118	41
				531 SYNT DYE, NAT INDGO, LAKES	407	2 740	921
				532 DYES NES, TANNING PRODS	3 006	702	259
				533 PIGMENTS, PAINTS, ETC	115	107	36
				541 MEDICINAL ETC PRODUCTS	117	388	140
				554 SOAPS, CLEANING ETC PREPS	636	240	86
				562 FERTILIZERS MANUFACTURED	5 800	201	65

7 IMPORTS AND EXPORTS (SPECIAL TRADE) BY COUNTRY

PRODUCTION AND CONSUMPTION AND BY GROUPS OF THE SITC-REV. II 1984

GROUP DESCRIPTION	DT * 100 KG	1 000 DM	1 000 \$	GROUP DESCRIPTION	DT * 100 KG	1 000 DM	1 000 \$
582 PROD OF CONDENSATION ETC	1 162	366	122	894 TOYS, SPORTING GOODS, ETC	43	103	36
583 PROD OF POLYMERIZING ETC	2 356	872	296	895 OFFICE SUPPLIES NES	40	224	71
584 CELLULOSE DERIVATIVES ETC	216	313	103	897 GOLD, SILVER WARE, JEWELRY		230	79
591 PESTICIDES, DISINFECTANTS	153	201	72	899 OTHER MANUFACTURED GOODS	8	130	43
598 MISC CHEMICAL PRODS NES	736	757	262				
621 MATERIALS OF RUBBER	189	318	110	MAURITIUS			
622 RUBBER TYRES, TUBES	1 242	1 047	355				
628 RUBBER ARTICLES NES	49	250	82	IMPORTS	27 007	61 335	21 114
641 PAPER AND PAPERBOARD	826	289	98				
642 ARTICLES OF PAPER ETC	144	129	43	034 FISH FRESH, CHILLED, FROZEN	540	399	137
651 TEXTILE YARN AND THREAD	101	101	37	037 FISH ETC PREPARED NES	613	379	135
661 CEMENT ETC BUILDING PROD	15 986	296	104	057 FRUIT, NUTS, FRESH, DRIED	110	107	36
663 OTH NONMETAL MINERAL MFS	66	129	47	061 SUGAR AND HONEY	14 497	2 117	741
684 ALUMINIUM	341	167	64	288 NONFERR METAL SCRAP NES	1 420	345	118
695 TOOLS	93	407	136	292 CRUDE VEG MATERIALS NES	64	184	65
697 BASE MTL HOUSEHOLD EQUIP	56	87	32	651 TEXTILE YARN AND THREAD	276	236	77
699 OTHER METAL MANUFACTURES	4 233	1 800	629	699 OTHER METAL MANUFACTURES	7	370	136
713 INTRNL COMBUS PISTN ENGN	745	2 518	860	749 NONELEC MACH PTS, ACC NES	84	115	42
722 TRACTORS NON-ROAD	4 428	5 848	1 952	842 MENS OUTERWEAR NOT KNIT	630	6 885	2 453
723 CIVIL ENGINEER EQUIP ETC	274	426	148	843 WOMENS OUTERWEAR NONKNIT	76	303	112
724 TEXTILE, LEATHER MACHNRY	324	2 190	732	844 UNDERWEAR NOT KNIT	459	2 236	768
726 PRINTG, BKBINDG MACHY, PTS	32	297	104	845 UNDERWEAR KNIT NONELASTC	7 352	43 075	14 688
728 OTH MACHY FOR SPCL INDUS	675	745	267	846 UNDERWEAR KNITTED	450	1 518	541
736 MACHINE TOOLS FOR METAL	39	139	51	847 TXLT CLTHNG ACCESSRYS NES	26	178	61
741 HEATING, COOLING EQUIPMNT	84	316	108	874 MEASURING, CONTROLLNG INSTR	7	77	30
743 PUMPS NES, CENTRIFUGES ETC	17	92	33	884 OPTICAL GOODS NES	12	117	42
745 NONELEC MACHY, TOOLS NES	68	684	237	885 WATCHES AND CLOCKS	10	473	169
749 NONELEC MACH PTS, ACC NES	16	176	59	894 TOYS, SPORTING GOODS, ETC	226	1 230	422
764 TELECOM EQPT, PTS, ACC NES	98	150	48	897 GOLD, SILVER WARE, JEWELRY	2	500	172
772 SWITCHGEAR ETC & PTS NES	10	129	43	971 GOLD, NON MONETARY NES		104	35
778 ELECTRICAL MACHINERY NES	187	334	116				
781 PASS MOTOR VEH EXC BUSES	506	1 196	438	EXPORTS	54 604	45 213	15 786
782 LORRIES, SPCL MTR VEH NES	1 321	1 930	691				
783 ROAD MOTOR VEHICLES NES	99	106	40	054 VEG ETC FRSH, SMPLY PRSVD	89	105	38
784 MOTOR VEHCL PTS, ACC NES	1 664	5 261	1 854	091, MARGARINE AND SHORTENING	14 238	3 011	1 058
786 VEH NES NONMOTR, TRAILERS	80	111	37	334 PETROLEUM PRODUCTS, REFIN	743	198	70
874 MEASURING, CONTROLLNG INSTR	2	117	41	335 RESIDUAL PETRLM PROD NES	1 169	173	60
882 PHOTO, CINEMA SUPPLIES	164	190	64	424 FIXED VEG OIL NONSOFT	3 122	874	313
892 PRINTED MATTER	240	164	58	431 PROCESD ANML VEG OIL, ETC	4 203	1 011	351
893 ARTICLES OF PLASTIC NES	58	111	39	513 ORGANIC ACIDS, ETC	166	121	43
				522 INORG ELEMNTS, OXIDES, ETC	3 547	376	133
REUNION				523 OTHR INORGANIC CHEMICALS	1 345	202	69
IMPORTS	28 502	4 884	1 677	531 SYNT DYE, NAT INDGO, LAKES	590	2 269	806
034 FISH FRESH, CHILLED, FROZEN	351	253	83	533 PIGMENTS, PAINTS, ETC	243	250	87
075 SPICES	38	464	170	541 MEDICINAL ETC PRODUCTS	272	1 478	518
112 ALCOHOLIC BEVERAGES	27 995	4 028	1 376	551 ESSENTL OIL, PERFUME, ETC	40	324	114
				554 SOAPS, CLEANING ETC PREPS	311	177	60
EXPORTS	53 491	39 931	13 979	582 PROD OF CONDENSATION ETC	829	245	82
035 FISH SALTED, DRIED, SMOKED	225	99	35	583 PROD OF POLYMERIZING ETC	4 101	1 534	532
048 CEREAL ETC PREPARATIONS	167	85	31	584 CELLULOSE DERIVATIVES ETC	99	87	31
098 EDIBLE PRODUCTS, PREPS NES	416	313	111	591 PESTICIDES, DISINFECTANTS	1 624	748	261
122 TOBACCO MFRS	56	112	39	592 STARCH, INULIN, GLUTEN, ETC	156	289	103
278 OTHER CRUDE MINERALS	12 483	295	104	598 MISC CHEMICAL PRODS NES	1 010	551	198
514 NITROGEN-FUNCTN COMPOUNDS	379	184	67	621 MATERIALS OF RUBBER	794	222	75
522 INORG ELEMNTS, OXIDES, ETC	900	113	38	625 RUBBER TYRES, TUBES	857	223	77
533 PIGMENTS, PAINTS, ETC	123	81	30	641 PAPER AND PAPERBOARD	1 248	427	150
554 SOAPS, CLEANING ETC PREPS	360	113	39	642 ARTICLES OF PAPER ETC	118	118	37
583 PROD OF POLYMERIZING ETC	2 657	1 315	469	651 TEXTILE YARN AND THREAD	113	242	85
591 PESTICIDES, DISINFECTANTS	2 257	1 463	481	652 COTTON FABRICS, WOVEN	168	812	286
592 STARCH, INULIN, GLUTEN, ETC	366	238	84	653 WOVN MAN-MADE FIB FABRIC	453	1 783	630
598 MISC CHEMICAL PRODS NES	1 336	425	154	654 OTH WOVN TEXTILE FABRIC	352	2 509	883
625 RUBBER TYRES, TUBES	595	512	180	655 KNIT ETC FABRICS	122	281	101
628 RUBBER ARTICLES NES	51	100	37	656 LACE, RIBBONS, TULLE, ETC	35	110	38
642 ARTICLES OF PAPER ETC	170	267	94	657 SPECIAL TEXTILE ETC PROD	365	965	344
652 COTTON FABRICS, WOVEN	136	362	126	663 OTH NONMETAL MINERAL MFS	215	149	51
653 WOVN MAN-MADE FIB FABRIC	417	1 276	440	665 GLASSWARE	186	130	42
662 CLAY, REFRACTORY BLDG PRD	5 689	638	228	674 IRN, STL UNIV, PLATE, SHEET	2 022	341	118
664 GLASS	3 600	428	147	684 ALUMINIUM	238	325	110
666 POTTERY	91	135	48	692 METAL TANKS, BOXES, ETC	185	328	117
673 IRON AND STEEL SHAPES	4 402	334	117	695 TOOLS	126	257	88
695 TOOLS	100	165	58	696 CUTLERY	64	111	40
699 OTHER METAL MANUFACTURES	192	312	108	699 OTHER METAL MANUFACTURES	471	950	337
713 INTRNL COMBUS PISTN ENGN	22	118	41	711 STEAM BOILERS & AUX PLNT	225	309	113
714 ENGINES & MOTORS NES	1	612	212	713 INTRNL COMBUS PISTN ENGN	100	267	88
721 AGRIC MACHY, EXC TRACTORS	154	338	117	716 ROTATING ELECTRIC PLANT	375	1 041	371
723 CIVIL ENGINEER EQUIP ETC	100	375	125	723 CIVIL ENGINEER EQUIP ETC	61	149	53
724 TEXTILE, LEATHER MACHNRY	85	228	79	724 TEXTILE, LEATHER MACHNRY	512	2 822	973
725 PAPER ETC MILL MACHINERY	100	192	68	726 PRINTG, BKBINDG MACHY, PTS	136	576	191
726 PRINTG, BKBINDG MACHY, PTS	218	1 124	402	727 FOOD MACHRY NON-DOMESTIC	15	106	37
728 OTH MACHY FOR SPCL INDUS	200	436	154	728 OTH MACHY FOR SPCL INDUS	331	758	266
741 HEATING, COOLING EQUIPMNT	60	184	65	736 MACHINE TOOLS FOR METAL	63	153	53
742 PUMPS FOR LIQUIDS ETC	28	118	44	741 HEATING, COOLING EQUIPMNT	949	701	241
743 PUMPS NES, CENTRIFUGES ETC	40	113	41	743 PUMPS NES, CENTRIFUGES ETC	37	135	45
744 MECHANICAL HANDLING EQU	248	484	169	745 NONELEC MACHY, TOOLS NES	50	427	143
745 NONELEC MACHY, TOOLS NES	100	514	176	749 NONELEC MACH PTS, ACC NES	91	380	127
749 NONELEC MACH PTS, ACC NES	14	96	32	764 TELECOM EQPT, PTS, ACC NES	9	201	69
751 OFFICE MACHINES	46	283	102	772 SWITCHGEAR ETC & PTS NES	31	104	35
759 OFFICE & ADP MCH PTS, ACC	4	132	46	774 ELECTRO-MEDCL, XRAY EQUIP	6	189	61
761 TELEVISION RECEIVERS	229	693	244	778 ELECTRICAL MACHINERY NES	18	112	41
763 SOUND RECORDRS, PHONOGRPH	81	1 128	398	781 PASS MOTOR VEH EXC BUSES	650	1 125	389
764 TELECOM EQPT, PTS, ACC NES	4	192	66	784 MOTOR VEHCL PTS, ACC NES	131	387	136
775 HOUSEHOLD TYPE EQUIP NES	257	362	128	872 MEDICAL INSTRUMENTS NES	90	332	116
778 ELECTRICAL MACHINERY NES	613	737	261	874 MEASURING, CONTROLLNG INSTR	3	238	77
781 PASS MOTOR VEH EXC BUSES	6 784	12 366	4 360	882 PHOTO, CINEMA SUPPLIES	211	455	154
782 LORRIES, SPCL MTR VEH NES	1 880	2 459	887	884 OPTICAL GOODS NES		138	46
783 ROAD MOTOR VEHICLES NES	156	325	113	892 PRINTED MATTER	114	147	54
784 MOTOR VEHCL PTS, ACC NES	965	3 037	1 059	893 ARTICLES OF PLASTIC NES	200	336	121
821 FURNITURE	804	217	77	894 TOYS, SPORTING GOODS, ETC	33	143	51
831 TRAVEL GOODS, HANDBAGS	113	241	84	895 OFFICE SUPPLIES NES	38	124	37
881 PHOTO APPAR & EQUIPT NES	30	159	53	897 GOLD, SILVER WARE, JEWELRY	7	5 629	1 990
882 PHOTO, CINEMA SUPPLIES	169	468	162	899 OTHER MANUFACTURED GOODS	56	142	48
893 ARTICLES OF PLASTIC NES	498	271	96	971 GOLD, NON MONETARY NES	1	876	303

7 IMPORTS AND EXPORTS (SPECIAL TRADE) BY COUNTRIES OF PRODUCTION AND CONSUMPTION AND BY GROUPS OF THE SITC-REV. II 1984

GROUP DESCRIPTION	DT = 100 KG	1 000 DM	1 000 \$	GROUP DESCRIPTION	DT = 100 KG	1 000 DM	1 000 \$
COMOROS				782 LORRIES, SPCL MTR VEH NES	1 658	1 970	703
IMPORTS	1 246	3 895	1 388	783 ROAD MOTOR VEHICLES NES	706	1 047	372
075 SPICES	1 246	3 894	1 388	784 MOTOR VEHCL PTS, ACC NES	1 039	3 541	1 245
EXPORTS	10 055	3 959	1 368	785 MOTOR & OTHER CYCLES ETC	93	413	134
022 MILK AND CREAM	4 042	947	333	786 VEH NES NONMOTR, TRAILERS	246	195	67
037 FISH ETC PREPD PRSVD NES	1 000	431	151	792 AIRCRAFT	1	97	34
061 SUGAR AND HONEY	2 000	102	36	821 FURNITURE	61	228	74
655 KNIT ETC FABRICS	82	117	40	847 TXTL CLTHNG ACCESRYS NES	27	141	48
673 IRON AND STEEL SHAPES	1 034	106	38	872 MEDICAL INSTRUMENTS NES	273	643	214
743 PUMPS NES, CENTRIFUGES ETC	13	114	40	873 METERS & COUNTERS NES	10	96	33
772 SWITCHGEAR ETC & PTS NES	168	282	91	874 MEASURNG, CONTROLNG INSTR	29	794	284
781 PASS MOTOR VEH EXC BUSES	134	313	110	882 PHOTO, CINEMA SUPPLIES	57	200	69
782 LORRIES, SPCL MTR VEH NES	597	739	256	884 OPTICAL GOODS NES	1	312	106
784 MOTOR VEHCL PTS, ACC NES	23	143	48	895 OFFICE SUPPLIES NES	50	229	79
				899 OTHER MANUFACTURED GOODS	27	201	69
MAYOTTE				ZIMBABWE			
EXPORTS	1	2	1	IMPORTS	739 786	247 989	87 173
ZAMBIA				057 FRUIT, NUTS, FRESH, DRIED	3 878	591	202
IMPORTS	209 658	92 587	32 872	071 COFFEE AND SUBSTITUTES	10 306	8 297	2 905
121 TOBACCO UNMNFCTRD, REFUSE	2 585	2 435	879	121 TOBACCO UNMNFCTRD, REFUSE	51 877	43 736	15 512
667 PEARL, PREC-, SEMI-P STONE	78	1 878	646	263 COTTON	85 401	47 640	16 639
682 COPPER EXC CEMENT COPPER	123 834	48 531	17 280	278 OTHER CRUDE MINERALS	153 683	19 868	6 997
686 ZINC	78 769	20 341	7 282	287 BASE METAL ORES, CONC NES	1 176	934	344
689 NON-FER BASE METALS NES	3 625	18 700	6 534	291 CRUDE ANIMAL MTRIALS NES	35	379	135
874 MEASURNG, CONTROLNG INSTR		81	30	651 TEXTILE YARN AND THREAD	5 509	3 754	1 338
EXPORTS	155 650	91 237	32 208	652 COTTON FABRICS, WOVEN	2 276	2 170	780
022 MILK AND CREAM	3 700	947	343	667 PEARL, PREC-, SEMI-P STONE		723	254
054 VEG ETC FRSH, SMPLY PRSVD	45	138	52	671 PIG IRON ETC	386 661	74 024	25 876
072 COCOA	178	122	43	683 NICKEL	17 623	24 003	8 548
081 FEEDING STUFF FOR ANIMLS	420	284	99	687 TIN	1 063	3 663	1 276
233 RUBBER, SYNTHETIC, RECLAIMD	236	120	41	714 ENGINES & MOTORS NES	97	1 500	518
278 OTHER CRUDE MINERALS	40 055	478	162	778 ELECTRICAL MACHINERY NES	1	88	32
292 CRUDE VEG MATERIALS NES	253	789	269	792 AIRCRAFT	49	2 838	1 020
334 PETROLEUM PRODUCTS, REFIN	641	234	84	842 MENS OUTERWEAR NDT KNIT	31	137	47
335 RESIDUAL PETRLM PROD NES	3 428	640	232	843 WOMENS OUTERWEAR NONKNIT	690	3 559	1 281
511 HYDROCARBONS NES, DERIVS	652	193	67	845 OUTERWEAR KNIT NONELASTC	202	1 040	374
513 ORGANIC ACIDS, ETC	496	127	45	846 UNDERWEAR KNITTED	33	202	73
514 NITROGEN-FUNCTN COMPOUNDS	207	403	138	874 MEASURNG, CONTROLNG INSTR	4	416	154
515 ORG-INORG COMPOUNDS ETC	20 915	4 768	1 729	896 WORKS OF ART ETC	51	100	36
516 OTHER ORGANIC CHEMICALS	119	119	45	EXPORTS	381 738	148 904	52 422
522 INORG ELEMNTS, OXIDES, ETC	8 471	862	304	022 MILK AND CREAM	40 110	9 330	3 185
523 OTHR INORGANIC CHEMICALS	17 707	1 832	652	041 WHEAT ETC UNMILLED	30 000	1 809	588
531 SYNT DYE, NAT INDGO, LAKES	476	1 701	612	047 OTHER CEREAL MEALS, FLOUR	13 865	993	323
532 DYES NES, TANNING PRODS	900	219	80	054 VEG ETC FRSH, SMPLY PRSVD	425	557	203
541 MEDICINAL ETC PRODUCTS	172	2 187	773	061 SUGAR AND HONEY	821	102	34
554 SOAPS, CLEANING ETC PREPS	350	218	80	075 SPICES	6	111	40
583 PROD OF POLYMERIZING ETC	10 851	3 429	1 224	081 FEEDING STUFF FOR ANIMLS	636	140	50
591 PESTICIDES, DISINFECTANTS	156	389	128	233 RUBBER, SYNTHETIC, RECLAIMD	847	320	113
598 MISC CHEMICAL PRODS NES	6 466	2 102	761	278 OTHER CRUDE MINERALS	60 825	727	255
621 MATERIALS OF RUBBER	46	133	44	292 CRUDE VEG MATERIALS NES	90	483	171
628 RUBBER ARTICLES NES	5 287	4 259	1 516	334 PETROLEUM PRODUCTS, REFIN	8 692	2 125	750
641 PAPER AND PAPERBOARD	1 681	454	153	335 RESIDUAL PETRLM PROD NES	5 862	1 004	357
651 TEXTILE YARN AND THREAD	149	459	153	511 HYDROCARBONS NES, DERIVS	2 581	525	184
653 WOVN MAN-MADE FIB FABRIC	131	509	172	512 ALCOHOLS, PHENOLS, ETC	913	409	145
654 OTH WOVN TEXTILE FABRIC	47	220	71	513 ORGANIC ACIDS, ETC	1 013	247	85
656 LACE, RIBBONS, TULLE, ETC	52	193	63	514 NITROGEN-FUNCTN COMPOUNDS	1 382	597	215
657 SPECIAL TEXTILE ETC PROD	303	1 007	339	515 ORG-INORG COMPOUNDS ETC	522	1 238	432
663 OTH NONMETAL MINERAL MFS	529	818	265	516 OTHER ORGANIC CHEMICALS	1 602	1 949	673
664 GLASS	479	119	42	522 INORG ELEMNTS, OXIDES, ETC	36 159	1 245	446
673 IRON AND STEEL SHAPES	1 244	109	40	523 OTHR INORGANIC CHEMICALS	16 324	2 068	723
674 IRN STL UNIV. PLATE, SHEET	1 542	261	88	524 RADIOACTIVE ETC MATERIAL		98	35
675 IRON, STEEL HOOP, STRIP	2 428	362	122	531 SYNT DYE, NAT INDGO, LAKES	1 636	5 045	1 772
677 IRN, STL WIRE EXCL W ROD	1 790	251	89	532 DYES NES, TANNING PRODS	957	345	119
678 IRON, STL TUBES, PIPES, ETC	1 253	710	241	533 PIGMENTS, PAINTS, ETC	602	353	128
684 ALUMINIUM	159	101	38	541 MEDICINAL ETC PRODUCTS	558	3 008	1 050
691 STRUCTURES AND PARTS NES	204	157	53	554 SOAPS, CLEANING ETC PREPS	1 179	536	192
692 METAL TANKS, BOXES, ETC	745	868	326	562 FERTILIZERS MANUFACTURED	55 750	2 801	987
695 TOOLS	127	578	209	582 PROD OF CONDENSATION ETC	2 356	1 079	382
697 BASE MTL HOUSEHOLD EQUIP	229	307	109	583 PROD OF POLYMERIZING ETC	19 329	6 123	2 189
699 OTHER METAL MANUFACTURES	447	883	312	584 CELLULOSE DERIVATIVES ETC	1 785	995	359
713 INTRNL COMBUS PISTN ENGN	195	966	335	591 PESTICIDES, DISINFECTANTS	910	1 186	416
716 ROTATING ELECTRIC PLANT	80	245	82	598 MISC CHEMICAL PRODS NES	8 795	2 424	853
721 AGRIC MACHY, EXC TRACTORS	269	419	148	628 RUBBER ARTICLES NES	211	381	130
722 TRACTORS NON-ROAD	1 357	1 646	561	634 VENEERS, PLYWOOD, ETC	907	497	174
723 CIVIL ENGINEERG EQUIP ETC	668	1 036	351	641 PAPER AND PAPERBOARD	2 629	1 616	584
724 TEXTILE, LEATHER MACHNRY	3 071	8 612	3 132	642 ARTICLES OF PAPER ETC	1 261	421	146
725 PAPER ETC MILL MACHINERY	39	137	48	651 TEXTILE YARN AND THREAD	99	278	95
726 PRINTG, BKEINDG MACHY, PTS	67	408	141	652 COTTON FABRICS, WOVEN	164	435	146
728 OTH MACHY FOR SPCL INDUS	306	1 642	618	653 WOVN MAN-MADE FIB FABRIC	1 668	2 552	915
736 MACHINE TOOLS FOR METAL	537	2 542	911	654 OTH WOVN TEXTILE FABRIC	62	173	58
737 METALWORKING MACHNRY NES	16	170	62	655 KNIT ETC FABRICS	205	768	270
741 HEATING, COOLING EQUIPMNT	132	793	278	657 SPECIAL TEXTILE ETC PROD	162	1 002	355
742 PUMPS FOR LIQUIDS ETC	939	1 834	641	663 OTH NONMETAL MINERAL MFS	425	322	112
743 PUMPS NES, CENTRIFUGES ETC	762	3 493	1 211	664 GLASS	821	122	44
744 MECHANICAL HANDLING EQU	400	963	333	665 GLASSWARE	154	312	110
745 NONELEC MACHY, TOOLS NES	2 242	7 414	2 618	673 IRON AND STEEL SHAPES	2 553	504	173
749 NONELEC MACH PTS, ACC NES	216	995	352	674 IRN, STL UNIV. PLATE, SHEET	8 071	1 169	423
751 OFFICE MACHINES	35	332	117	678 IRON, STL TUBES, PIPES, ETC	7 678	1 896	718
752 AUTOMTIC DATA PROC EQUIP	12	315	110	684 ALUMINIUM	635	423	152
759 OFFICE & ADP MCH PTS, ACC	22	179	59	693 WIRE PRODUCTS NON ELECTR	153	106	34
761 TELEVISION RECEIVERS	53	213	76	694 STL, COPPR NAILS, NUTS, ETC	131	98	34
764 TELECOM EQPT, PTS, ACC NES	25	999	375	695 TOOLS	345	1 098	394
772 SWITCHGEAR ETC & PTS NES	563	2 378	848	699 OTHER METAL MANUFACTURES	972	830	287
778 ELECTRICAL MACHINERY NES	345	2 095	712	712 STEAM ENGINES, TURBINES	5	243	79
781 PASS MOTOR VEH EXC BUSES	1 414	3 708	1 300	713 INTRNL COMBUS PISTN ENGN	125	604	216
				714 ENGINES & MOTORS NES	11	490	179
				716 ROTATING ELECTRIC PLANT	77	331	117
				721 AGRIC MACHY, EXC TRACTORS	75	172	62
				722 TRACTORS NON-ROAD	650	677	245

7 IMPORTS AND EXPORTS (SPECIAL TRADE) BY COUNTRIES OF PRODUCTION AND CONSUMPTION AND BY GROUPS OF THE SITC-REV. 11 1984

GROUP DESCRIPTION	DT * 100 KG	1 000 DM	1 000 \$	GROUP DESCRIPTION	DT * 100 KG	1 000 DM	1 000 \$
723 CIVIL ENGINEER EQUIP ETC	2 450	2 894	1 001	822 PHOTO, CINEMA SUPPLIES	42	114	36
724 TEXTILE, LEATHER MACHNRY	1 019	4 359	1 579	895 OFFICE SUPPLIES NES	60	203	71
725 PAPER ETC MILL MACHINERY	529	1 174	405	951 WAR FIREARMS, AMMUNITION	29	112	41
726 PRINTG, BKBINDG MACHY, PTS	355	2 611	897				
727 FOOD MACHRY NON-DOMESTIC	2 469	4 083	1 503	REP 5 AFRICA			
728 OTH MACHY FOR SPCL INDUS	366	2 308	804				
736 MACHINE TOOLS FOR METAL	64	384	137	IMPORTS	72 474 473	2 973 459	1 047 856
737 METALWORKING MACHNRY NES	1 334	548	196				
741 HEATING, COOLING EQUIPMNT	699	3 289	1 255	011 MEAT FRESH, CHILLD, FROZEN	7 301	6 998	2 391
742 PUMPS FOR LIQUIDS ETC	65	485	173	034 FISH FRESH, CHILLED, FROZN	4 939	3 324	1 154
743 PUMPS NES, CENTRIFUGES ETC	137	532	186	036 SHELL FISH FRESH, FROZEN	112	430	152
744 MECHANICAL HANDLING EQU	1 166	2 263	855	044 MAIZE UNMILLED	3 627	543	192
745 NONELEC MACHY, TOOLS NES	187	1 772	620	054 VEG ETC FRSH, SPLY PRSVD	44 549	6 616	2 362
749 NONELEC MACH PTS, ACC NES	839	1 582	575	056 VEGTBLES ETC PRSVD, PREPD	16 599	8 133	2 931
751 OFFICE MACHINES	50	401	140	057 FRUIT, NUTS, FRESH, DRIED	1 052 284	181 547	64 850
752 AUTOMTIC DATA PROC EQUIP	28	655	225	058 FRUIT PRESERVED, PREPARED	213 842	37 645	13 192
759 OFFICE & ADP MCH PTS, ACC	14	276	95	061 SUGAR AND HONEY	80 362	1 701	548
761 TELEVISION RECEIVERS	50	229	79	062 SUGAR PREPS NON-COCOA	610	288	98
763 SOUND RECORDRS, PHONOGRPH	10	382	136	074 TEA AND MATE	151	90	34
764 TELECOM EQPT, PTS, ACC NES	1 258	13 254	4 583	075 SPICES	374	170	63
771 ELECTRIC POWER MACHY NES	224	479	173	081 FEEDING STUFF FOR ANIMLS	2 167 846	96 112	33 928
772 SWITCHGEAR ETC & PTS NES	300	1 391	488	112 ALCOHOLIC BEVERAGES	7 576	3 176	1 127
773 ELECTR DISTRIBUTING MACH	3 096	1 633	546	121 TOBACCO UNMNFCTRD, REFUSE	1 374	440	155
774 ELECTRO-MEDCL, XRAY EQUIP	83	2 035	768	211 HIDES, SKINS, UNDRRESSED	23 592	15 318	5 366
775 HOUSEHOLD TYPE EQUIP NES	622	542	194	212 FUR SKINS UNDRRESSED	926	22 281	7 631
778 ELECTRICAL MACHINERY NES	407	1 486	532	222 SEEDS FOR SOFT/FIXED OIL	9 976	2 694	1 001
781 PASS MOTOR VEH EXC BUSES	1 364	3 504	1 222	245 FUEL WOOD NES, CHARCOAL	31 233	2 191	767
782 LORRIES, SPCL MTR VEH NES	6 672	8 185	2 794	251 PULP AND WASTE PAPER	32 109	3 689	1 283
783 ROAD MOTOR VEHICLES NES	771	1 248	443	267 OTHER MAN-MADE FIBRES	2 098	228	78
784 MOTOR VEHCL PTS, ACC NES	2 560	8 532	3 059	268 WOOL(EXC TOPS), ANML HAIR	126 615	135 946	48 232
786 VEH NES NONMOTR, TRAILERS	316	135	45	271 FERTILIZERS, CRUDE	1 681 530	25 019	8 784
791 RAILWAY VEHICLES	536	199	70	273 STONE, SAND AND GRAVEL	339 812	11 134	3 917
792 AIRCRAFT	38	111	40	277 NATURAL ABRASIVES NES		15 962	5 662
871 OPTICAL INSTRUMENTS	3	228	80	278 OTHER CRUDE MINERALS	869 070	34 758	12 212
872 MEDICAL INSTRUMENTS NES	148	696	241	281 IRON ORE, CONCENTRATES	31 884 717	204 829	73 006
874 MEASURNG, CONTROLNG INSTR	47	1 471	514	282 IRON AND STEEL SCRAP	5 579	1 197	401
881 PHOTO APPAR & EQUIPT NES	13	126	39	287 BASE METAL ORES, CONC NES	5 194 628	108 746	38 453
882 PHOTO, CINEMA SUPPLIES	69	154	51	288 NONFERR METAL SCRAP NES	1 144 807	123 332	43 117
884 OPTICAL GOODS NES		141	45	289 PREC METAL ORE, WASTE NES	87	24 723	8 792
885 WATCHES AND CLOCKS	12	182	66	291 CRUDE ANIMAL MTRIALS NES	873	1 048	364
892 PRINTED MATTER	989	1 101	395	292 CRUDE VEG MATERIALS NES	34 174	22 142	7 750
893 ARTICLES OF PLASTIC NES	320	437	149	322 COAL, LIGNITE, PEAT	22 978 913	258 885	90 733
894 TOYS, SPORTING GOODS, ETC	53	155	56	334 PETROLEUM PRODUCTS, REFIN	1 093	310	111
895 OFFICE SUPPLIES NES	100	170	55	335 RESIDUAL PETRLM PROD NES	66 619	16 426	5 768
898 MUSICAL INSTRUMENTS, PTS	31	197	69	411 ANIMAL OILS AND FATS	1 147	109	40
899 OTHER MANUFACTURED GOODS	67	314	108	512 ALCOHOLS, PHENOLS, ETC	246	8 921	3 128
951 WAR FIREARMS, AMMUNITION	43	176	64	514 NITROGEN-FUNCTN COMPOUNDS	108	87	32
				515 ORG-INORG COMPOUNDS ETC	4 475	1 276	440
MALAWI				516 OTHER ORGANIC CHEMICALS	8	574	196
IMPORTS	90 946	66 728	23 402	522 INORG ELEMNTS, OXIDES, ETC	674 929	54 320	18 974
034 FISH FRESH, CHILLED, FROZN	2	141	49	523 OTHR INORGANIC CHEMICALS	731	650	222
071 COFFEE AND SUBSTITUTES	2 107	1 850	660	524 RADIOACTIVE ETC MATERIAL	5 744	148 383	52 241
074 TEA AND MATE	4 864	3 825	1 320	531 SYNT DYE, NAT INDGO, LAKES	101	89	31
121 TOBACCO UNMNFCTRD, REFUSE	83 052	60 068	21 075	541 MEDICINAL ETC PRODUCTS	383	5 026	1 826
652 COTTON FABRICS, WOVEN	675	433	156	551 ESSENTL OIL, PERFUME, ETC	295	245	84
EXPORTS	42 149	23 324	8 117	562 FERTILIZERS MANUFACTURED	221 723	13 026	4 408
054 VEG ETC FRSH, SPLY PRSVD	115	166	60	582 PROD OF CONDENSATION ETC	809	260	89
112 ALCOHOLIC BEVERAGES	182	93	31	583 PROD OF POLYMERIZING ETC	1 190	263	98
278 OTHER CRUDE MINERALS	15 960	253	93	591 PESTICIDES, DISINFECTANTS	791	493	171
334 PETROLEUM PRODUCTS, REFIN	542	88	33	598 MISC CHEMICAL PRODS NES	2 178	1 036	364
335 RESIDUAL PETRLM PROD NES	2 543	582	202	611 LEATHER	219	3 970	1 391
514 NITROGEN-FUNCTN COMPOUNDS	270	146	50	613 VENEERS, PLYWOOD, ETC	166	1 190	416
522 INORG ELEMNTS, OXIDES, ETC	1 212	162	60	634 VENEERS, PLYWOOD, ETC	5 165	1 569	554
531 SYNT DYE, NAT INDGO, LAKES	172	744	261	635 WOOD MANUFACTURES NES	8 720	3 132	1 106
541 MEDICINAL ETC PRODUCTS	1 671	3 180	1 080	641 PAPER AND PAPERBOARD	56 505	5 362	1 889
554 SOAPS, CLEANING ETC PREPS	143	144	52	651 TEXTILE YARN AND THREAD	24 706	33 852	11 909
582 PROD OF CONDENSATION ETC	557	193	67	652 COTTON FABRICS, WOVEN	133	105	33
583 PROD OF POLYMERIZING ETC	8 996	2 408	851	654 OTH WOVEN TEXTILE FABRIC	296	117	40
598 MISC CHEMICAL PRODS NES	753	352	121	662 CLAY, REFRACTORY BLDG PRD	1 596	227	83
625 RUBBER TYRES, TUBES	119	96	33	663 OTH NONMETAL MINERAL MFS	1 014	875	304
635 WOOD MANUFACTURES NES	83	115	40	667 PEARL, PREC-, SEMI-P STONE	560	4 314	1 535
642 ARTICLES OF PAPER ETC	153	154	52	671 PIG IRON ETC	1 698 955	217 604	75 523
653 WOVN MAN-MADE FIB FABRIC	182	252	86	672 IRON, STL PRIMARY FORMS	55 498	3 530	1 259
657 SPECIAL TEXTILE ETC PROD	90	237	90	673 IRON AND STEEL SHAPES	440 606	29 676	10 251
665 GLASSWARE	174	106	39	674 IRN, STL UNIV. PLATE, SHEET	170 662	18 932	6 612
673 IRON AND STEEL SHAPES	778	83	30	675 IRON, STEEL HOOP, STRIP	403	160	52
677 IRN, STL WIRE EXCL W ROD	1 558	192	71	678 IRON, STL TUBES, PIPES, ETC	98 522	8 355	2 917
684 ALUMINIUM	135	83	31	681 SILVER, PLATINUM, ETC	144	99 918	35 109
695 TOOLS	81	153	51	682 COPPER EXC CEMENT COPPER	687 630	281 201	98 889
696 CUTLERY	49	119	42	683 NICKEL	32 501	44 457	15 750
699 OTHER METAL MANUFACTURES	110	181	60	684 ALUMINIUM	173 624	71 830	25 298
721 AGRIC MACHY, EXC TRACTORS	78	92	34	687 TIN	1 628	5 557	1 988
723 CIVIL ENGINEER EQUIP ETC	61	125	47	689 NON-FER BASE METALS NES	34 653	16 498	5 720
724 TEXTILE, LEATHER MACHNRY	33	288	100	695 TOOLS	209	1 049	373
727 FOOD MACHRY NON-DOMESTIC	515	1 900	665	699 OTHER METAL MANUFACTURES	140	124	42
728 OTH MACHY FOR SPCL INDUS	50	224	79	712 STEAM ENGINES, TURBINES	22	147	55
741 HEATING, COOLING EQUIPMNT	117	158	53	713 INTRNL COMBUS PISTN ENGN	701	1 674	589
745 NONELEC MACHY, TOOLS NES	45	204	72	714 ENGINES & MOTORS NES	102	5 896	2 109
751 OFFICE MACHINES	34	179	62	716 ROTATING ELECTRIC PLANT	54	98	33
764 TELECOM EQPT, PTS, ACC NES	12	326	107	718 OTH POWER GENERATG MACHY	47	91	30
774 ELECTRO-MEDCL, XRAY EQUIP	2	189	67	723 CIVIL ENGINEER EQUIP ETC	86	156	55
776 TRANSISTORS, VALVES, ETC	9	100	33	724 TEXTILE, LEATHER MACHNRY	102	125	43
781 PASS MOTOR VEH EXC BUSES	1 755	4 680	1 640	726 PRINTG, BKBINDG MACHY, PTS	258	161	56
782 LORRIES, SPCL MTR VEH NES	228	260	86	728 OTH MACHY FOR SPCL INDUS	2 598	1 333	460
783 ROAD MOTOR VEHICLES NES	345	541	190	736 MACHINE TOOLS FOR METAL	408	296	106
784 MOTOR VEHCL PTS, ACC NES	162	643	226	737 METALWORKING MACHNRY NES	712	135	47
785 MOTOR & OTHER CYCLES ETC	175	115	42	741 HEATING, COOLING EQUIPMNT	143	125	45
792 AIRCRAFT	13	293	103	742 PUMPS FOR LIQUIDS ETC	103	297	106
871 OPTICAL INSTRUMENTS	2	101	35	743 PUMPS NES, CENTRIFUGES ETC	165	2 320	791
872 MEDICAL INSTRUMENTS NES	14	179	63	744 MECHANICAL HANDLING EQU	205	136	48
874 MEASURNG, CONTROLNG INSTR	4	140	45	745 NONELEC MACHY, TOOLS NES	552	447	152
				749 NONELEC MACH PTS, ACC NES	123	669	237
				752 AUTOMTIC DATA PROC EQUIP	34	910	319
				759 OFFICE & ADP MCH PTS, ACC	79	2 593	908
				762 RADIO BROADCAST RECEIVRS	2	126	48

7 IMPORTS AND EXPORTS (SPECIAL TRADE) BY COUNTRIES OF PRODUCTION AND CONSUMPTION AND BY GROUPS OF THE SITC-REV. II 1984

GROUP DESCRIPTION	DT * 100 KG	1 000 DM	1 000 \$	GROUP DESCRIPTION	DT * 100 KG	1 000 DM	1 000 \$
763 SOUND RECORDRS,PHONOGRPH	13	146	47	628 RUBBER ARTICLES NES	11 695	23 001	8 133
764 TELECOM EQPT,PTS,ACC NES	5	993	350	633 CORK MANUFACTURES	236	991	349
771 ELECTRIC POWER MACHY NES	25	229	83	634 VENEERS,PLYWOOD,ETC	21 682	3 642	1 285
772 SWITCHGEAR ETC & PTS NES	139	847	295	635 WOOD MANUFACTURES NES	3 366	1 767	616
774 ELECTRO-MEDCL,XRAY EQUIP	4	199	71	641 PAPER AND PAPERBOARD	267 936	71 238	24 981
776 TRANSISTORS,VALVES,ETC	18	1 891	627	642 ARTICLES OF PAPER ETC	11 075	10 496	3 704
778 ELECTRICAL MACHINERY NES	88	575	198	651 TEXTILE YARN AND THREAD -	80 582	71 465	25 269
781 PASS MOTOR VEH EXC BUSES	107	325	115	652 COTTON FABRICS,WOVEN	1 558	6 849	2 418
784 MOTOR VEHCL PTS,ACC NES	1 632	2 334	845	653 WOVN MAN-MADE FIB FABRIC	9 937	35 884	12 758
792 AIRCRAFT	43	1 089	389	654 OTH WOVEN TEXTILE FABRIC	1 075	2 858	992
821 FURNITURE	2 930	1 023	364	655 KNIT ETC FABRICS	1 409	5 839	2 064
831 TRAVEL GOODS,HANDBAGS	19	332	110	656 LACE,RIBBONS,TULLE,ETC	351	1 698	599
842 MENS OUTERWEAR NOT KNIT	1 011	2 675	960	657 SPECIAL TEXTILE ETC PROD	11 509	32 634	11 508
843 WOMENS OUTERWEAR NONKNIT	41	181	67	658 TEXTILE ARTICLES NES	2 634	5 883	2 038
845 OUTERWEAR KNIT NONELASTC	109	613	203	659 FLOOR COVERINGS ETC	5 949	5 360	1 910
846 UNDERWEAR KNITTED	74	510	180	661 CEMENT ETC BUILDING PROD	14 467	599	215
848 HEADGEAR,NONTXLT CLOTHNG	2	100	34	662 CLAY,REFRACTORY BLDG PRD	147 105	17 237	6 077
874 MEASURNG,CONTROLLING INSTR	57	2 393	842	663 OTH NONMETAL MINERAL MFS	38 873	26 691	9 301
881 PHOTO APPAR & EQUIPT NES	4	172	59	664 GLASS	49 085	14 758	5 226
883 DEVELOPED CINEMA FILM	1	152	53	665 GLASSWARE	10 398	10 171	3 606
884 OPTICAL GOODS NES	6	220	76	666 POTTERY	1 652	2 842	999
892 PRINTED MATTER	38	150	53	667 PEARL,PREC-,SEMI-P STONE	4	1 139	409
893 ARTICLES OF PLASTIC NES	124	173	60	671 PIG IRON ETC	3 418	1 436	507
896 WORKS OF ART ETC	21	244	88	672 IRON,STL PRIMARY FORMS	4 400	645	239
898 MUSICAL INSTRUMENTS,PTS	626	889	303	673 IRON AND STEEL SHAPES	87 408	15 910	5 579
899 OTHER MANUFACTURED GOODS	100	279	96	674 IRN,STL UNIV,PLATE,SHEET	217 344	36 995	12 983
941 ZOO ANIMALS,PETS	79	175	61	675 IRON,STEEL HOOP,STRIP	33 800	9 484	3 348
961 COIN NONGOLD,NONCURRENT	5	404	140	676 RAILWAY RAILS ETC IRN,STL	253	173	62
971 GOLD,NON MONETARY NES	30	106 842	38 618	677 IRN,STL WIRE EXCL W ROD	29 763	6 426	2 285
972 GOLD COIN	98	305 573	108 059	678 IRON,STL TUBES,PIPES,ETC	171 235	50 643	17 966
EXPORTS	6 298 777	6 648 688	2 343 335	679 IRN,STL CASTINGS UNWORKE	2 713	699	242
001 LIVE ANIMALS	345	565	197	681 SILVER,PLATINUM,ETC	206	3 331	1 183
011 MEAT FRESH,CHILLO,FROZEN	1 340	107	37	682 COPPER EXC CEMENT COPPER	28 085	26 821	9 416
014 MEAT PREPD,PRSV,D,NES ETC	255	306	113	683 NICKEL	482	1 525	528
022 MILK AND CREAM	473	160	52	684 ALUMINIUM	47 271	29 024	10 235
024 CHEESE AND CURD	2 019	1 282	454	685 LEAD	652	155	56
034 FISH FRESH,CHILLED,FROZN	387	108	38	686 ZINC	3 866	1 454	496
037 FISH ETC PREPD,PRSV,D,NES	376	289	104	687 TIN	98	366	131
048 CEREAL ETC PREPARATIONS	47 505	5 276	1 829	689 NON-FER BASE METALS NES	138	847	298
054 VEG ETC FRSH,SMPLY PRSV,D	2 319	2 342	825	691 STRUCTURES AND PARTS NES	21 614	38 291	13 647
056 VEGTBLES ETC PRSV,D,PREPD	4 879	1 427	503	692 METAL TANKS,BOXES,ETC	2 045	2 204	758
057 FRUIT,NUTS,FRESH,DRIED	788	447	163	693 WIRE PRODUCTS NON ELECTR	5 450	5 440	1 921
058 FRUIT PRESERVED,PREPARED	1 312	552	197	694 STL,COPPR NAILS,NUTS,ETC	13 304	12 697	4 507
061 SUGAR AND HONEY	3 555	408	142	695 TOOLS	21 380	74 752	26 483
062 SUGAR PREPS NON-COCOA	844	596	204	696 CUTLERY	2 106	9 722	3 423
071 COFFEE AND SUBSTITUTES	298	518	181	697 BASE MTL HOUSEHOLD EQUIP	5 212	7 837	2 770
072 COCOA	1 210	1 247	459	699 OTHER METAL MANUFACTURES	35 441	48 618	17 142
073 CHOCOLATE AND PRODUCTS	2 153	2 524	890	700 INDUSTRIAL PLANT,CHAP 84	5 280	16 454	5 716
075 SPICES	841	1 277	449	703 INDUSTRIAL PLANT,CHAP 85	2 185	45 473	16 034
081 FEEDING STUFF FOR ANIMLS	4 354	2 181	790	711 STEAM BOILERS & AUX PLNT	9 060	18 758	6 550
098 EDIBLE PRODUCTS,PREPS NES	14 905	7 269	2 544	712 STEAM ENGINES,TURBINES	19 828	92 373	32 339
111 NON-ALCOHL BEVERAGES NES	2 341	343	120	713 INTRNL COMBUS PISTN ENGN	187 047	430 944	150 974
112 ALCOHOLIC BEVERAGES	9 560	4 352	1 546	714 ENGINES & MOTORS NES	219	5 495	1 936
122 TOBACCO MRS	154	657	231	716 ROTATING ELECTRIC PLANT	19 018	44 047	15 687
223 SEEDS FOR OTH FIXED OILS	614	115	40	718 OTH POWER GENERATG MACHY	1 687	5 237	1 821
233 RUBBER,SYNTHTIC,RECLAIMO	42 971	15 584	5 576	721 AGRIC MACHY,EXC TRACTORS	43 595	46 011	16 195
248 WOOD SHAPED	643	149	50	722 TRACTORS NON-ROAD	23 647	28 491	10 115
251 PULP AND WASTE PAPER	13 757	1 040	360	723 CIVIL ENGINEERG EQUIP ETC	62 147	80 442	28 673
266 SYNTHETIC FIBRE TO SPIN	22 450	12 311	4 366	724 TEXTILE,LEATHER MACHNRY	36 066	120 815	42 583
267 OTHER MAN-MADE FIBRES	11 381	6 966	2 442	725 PAPER ETC MILL MACHINERY	15 234	54 565	19 046
269 WASTE OF TEXTILE FABRICS	1 388	332	120	726 PRINTG,BKBINDG MACHY,PTS	10 793	48 991	17 298
273 STONE,SAND AND GRAVEL	60 570	1 607	567	727 FOOD MACHYR NON-DOMESTIC	11 871	30 078	10 418
274 SULPHUR ETC	5 613	730	254	728 OTH MACHYR FOR SPCL INDUS	112 099	238 559	84 234
277 NATURAL ABRASIVES NES	21	1 204	411	736 MACHINE TOOLS FOR METAL	38 764	96 144	34 252
278 OTHER CRUDE MINERALS	39 284	3 487	1 231	737 METALWORKING MACHNRY NES	8 670	20 582	7 298
287 BASE METAL ORES,CONC NES	5 349	1 033	361	741 HEATING,COOLING EQUIPMNT	62 312	103 196	36 554
288 NONFER METAL SCRAP NES	1 827	667	223	742 PUMPS FOR LIQUIDS ETC	8 099	38 174	13 443
291 CRUDE ANIMAL MTRIALS NES	6 958	7 961	2 749	743 PUMPS NES,CENTRIFUGES ETC	17 066	59 062	20 936
292 CRUDE VEG MATERIALS NES	4 262	6 575	2 308	744 MECHANICAL HANDLING EQU	60 298	92 099	32 299
334 PETROLEUM PRODUCTS,REFIN	88 407	21 022	7 457	745 NONELEC MACHY,TOOLS NES	26 460	113 582	35 801
335 RESIDUAL PETRLM PROD NES	331 813	32 511	11 578	749 NONELEC MACH PTS,ACC NES	46 773	154 584	54 687
411 ANIMAL OILS AND FATS	6 485	1 295	459	751 OFFICE MACHINES	3 088	26 706	9 268
431 PROCESD ANML VEG OIL,ETC	12 369	3 526	1 262	752 AUTOMOTIC DATA PRDC EQUIP	5 007	105 251	36 862
511 HYDROCARBONS NES,DERIVS	59 796	11 711	4 169	759 OFFICE & ADP MCH PTS,ACC	937	37 341	13 255
512 ALCOHOLS,PHENOLS,ETC	95 653	18 859	6 688	761 TELEVISION RECEIVERS	50	555	197
513 ORGANIC ACIDS,ETC	64 831	17 790	6 310	762 RADIO BROADCAST RECEIVRS	500	11 242	4 019
514 NITROGEN-FNCTN COMPOUNDS	47 802	26 643	9 374	763 SOUND RECORDRS PHONOGRPH	124	1 780	625
515 ORG-INDRG COMPOUNDS ETC	26 826	29 148	10 301	764 TELECOM EQPT PTS,ACC NES	10 960	282 380	99 522
516 OTHER ORGANIC CHEMICALS	57 193	17 370	6 094	771 ELECTRIC POWER MACHY NES	14 991	33 773	11 944
522 INORG ELEMNTS,OXIDES,ETC	175 459	30 991	10 934	772 SWITCHGEAR ETC & PTS NES	22 224	125 754	44 623
523 OTHR INORGANIC CHEMICALS	187 520	26 630	9 356	773 ELECTR DISTRIBUTING MACH	19 223	23 156	8 189
524 RADIOACTIVE ETC MATERIAL	19	996	355	774 ELECTRO-MEDCL,XRAY EQUIP	1 302	26 750	9 493
531 SYNT DYE,NAT INDOG,LAKES	18 760	46 595	16 482	775 HOUSEHOLD TYPE EQUIP NES	27 672	39 891	14 147
532 DYES NES,TANNING PRODS	8 009	2 177	766	776 TRANSISTORS,VALVES,ETC	429	39 584	13 970
533 PIGMENTS,PAINTS,ETC	73 132	33 470	11 867	778 ELECTRICAL MACHINERY NES	29 693	92 029	32 506
541 MEDICINAL ETC PRODUCTS	7 699	70 295	24 809	781 PASS MOTOR VEH EXC BUSES	59 537	123 459	44 175
551 ESSENTL OIL,PERFUME,ETC	1 870	6 754	2 396	782 LORRIES,SPCL MTR VEH NES	114 804	151 360	52 058
553 PERFUMERY,COSMETICS,ETC	2 976	5 564	1 950	783 ROAD MOTOR VEHICLES NES	56 449	82 879	28 117
554 SOAPS,CLEANING ETC PREPS	47 185	19 505	6 896	784 MOTOR VEHCL PTS,ACC NES	675 503	1 259 444	444 963
562 FERTILIZERS MANUFACTURED	460 327	16 738	5 973	785 MOTOR & OTHER CYCLES ETC	1 696	3 251	1 149
572 EXPLOSIVES,PYROTECH PROD	134	297	105	786 VEH NES NONMOTR TRAILERS	16 481	13 821	4 740
582 PROD OF CONDENSATION ETC	119 894	68 455	24 137	791 RAILWAY VEHICLES	9 647	27 160	9 390
583 PROD OF POLYMERIZING ETC	286 249	100 508	35 367	792 AIRCRAFT	155	11 928	4 268
584 CELLULOSE DERIVATIVES ETC	15 886	11 476	4 033	793 SHIPS AND BOATS	121 901	131 328	46 118
585 PLASTIC MATERIALS NES	4 009	2 762	965	801 INDUSTRIAL PLANT,CHAP 90	12	437	160
591 PESTICIDES,DISINFECTANTS	16 168	24 069	8 563	812 PLUMBNG,HEATING,LGHTNG EQU	6 374	9 823	3 467
592 STARCH,INULIN,GLUTEN,ETC	12 510	3 845	1 331	821 FURNITURE	27 227	20 615	7 251
598 MISC CHEMICAL PRODS NES	154 366	68 880	24 384	831 TRAVEL GOODS,HANDBAGS	246	1 030	355
611 LEATHER	3 196	4 561	1 604	842 MENS OUTERWEAR NOT KNIT	99	1 428	520
612 LEATHER ETC MANUFACTURES	702	2 560	899	843 WOMENS OUTERWEAR NONKNIT	522	12 416	4 425
613 FUR SKINS TANNED,DRESSED	49	2 597	938	844 UNDERWEAR NOT KNIT	2	103	36
621 MATERIALS OF RUBBER	8 791	9 543	3 352	845 UNDERWEAR KNIT NONELASTC	193	4 518	1 606
625 RUBBER TYRES,TUBES	10 748	9 483	3 371	846 UNDERWEAR KNITTED	36	606	223
				847 TXLT CLTHNG ACCESSYS NES	59	672	235
				848 HEADGEAR,NONTXLT CLOTHNG	88	1 590	562

7 IMPORTS AND EXPORTS (SPECIAL TRADE) BY COUNTRIES OF PRODUCTION AND CONSUMPTION AND BY GROUPS OF THE SITC-REV. II 1984

GROUP DESCRIPTION	DT * 100 KG	1 000 DM	1 000 \$	GROUP DESCRIPTION	DT * 100 KG	1 000 DM	1 000 \$
851 FOOTWEAR	594	3 547	1 230	874 MEASURING, CONTROLLING INSTR	1	359	132
871 OPTICAL INSTRUMENTS	213	5 232	1 855	881 PHOTO APPAR & EQUIPT NES	13	142	51
872 MEDICAL INSTRUMENTS NES	1 455	13 540	4 782	899 OTHER MANUFACTURED GOODS	590	558	191
873 METERS & COUNTERS NES	1 044	6 234	2 161				
874 MEASURING, CONTROLLING INSTR	9 488	117 213	41 556	USA			
881 PHOTO APPAR & EQUIPT NES	1 478	12 848	4 506				
882 PHOTO, CINEMA SUPPLIES	11 869	31 572	11 069	IMPORTS	102 038 062	31 097 240	10 943 585
884 OPTICAL GOODS NES	191	11 870	4 176				
885 WATCHES AND CLOCKS	1 014	8 348	2 947	001 LIVE ANIMALS	288	2 022	710
892 PRINTED MATTER	8 479	19 127	6 661	011 MEAT FRESH, CHILLED, FROZEN	25 029	10 402	3 659
893 ARTICLES OF PLASTIC NES	20 707	30 636	10 827	014 MEAT PREPD, PRSVD, NES ETC	22 837	6 460	2 316
894 TOYS, SPORTING GOODS, ETC	3 916	7 256	2 566	025 EGGS, BIRDS, FRESH, PRSVD	747	2 768	973
895 OFFICE SUPPLIES NES	3 330	12 341	4 365	034 FISH FRESH, CHILLED, FROZEN	20 871	15 748	5 453
896 WORKS OF ART ETC	10	884	319	035 FISH SALTED, DRIED, SMOKED	34	140	50
897 GOLD, SILVER WARE, JEWELRY	149	39 337	13 861	036 SHELL FISH FRESH, FROZEN	1 376	1 715	600
898 MUSICAL INSTRUMENTS, PTS	2 377	12 448	4 382	037 FISH ETC PREPD PRSVD NES	2 496	3 898	1 373
899 OTHER MANUFACTURED GOODS	4 821	11 192	3 964	041 WHEAT ETC UNMILLED	676 127	36 679	12 828
941 ZOO ANIMALS, PETS	9	237	82	042 RICE	576 993	68 222	23 885
951 WAR FIREARMS, AMMUNITION	121	784	283	044 MAIZE UNMILLED	5 939 694	269 988	94 913
971 GOLD, NON MONETARY NES		285	101	045 CEREALS NES UNMILLED	66 456	5 492	1 908
972 GOLD COIN		83	30	046 WHEAT ETC MEAL OR FLOUR		99	35
				047 OTHER CEREAL MEALS, FLOUR	11 810	1 819	636
BOTSWANA				048 CEREAL ETC PREPARATIONS	2 421	837	296
IMPORTS	92 041	64 091	22 434	054 VEG ETC FRSH, SMPLY PRSVD	147 709	27 520	9 609
011 MEAT FRESH, CHILLED, FROZEN	90 611	62 893	21 999	056 VEGETABLES ETC PRSVD, PREPD	48 354	25 534	8 983
014 MEAT PREPD, PRSVD, NES ETC	1 395	901	333	057 FRUIT, NUTS, FRESH, DRIED	637 195	351 048	120 792
899 OTHER MANUFACTURED GOODS	4	140	47	058 FRUIT PRESERVED, PREPARED	120 277	38 722	13 701
				061 SUGAR AND HONEY	59 041	3 393	1 212
EXPORTS	66 183	36 047	12 519	062 SUGAR PREPS NON-COCOA	874	608	220
022 MILK AND CREAM	6 300	1 399	509	071 COFFEE AND SUBSTITUTES	794	908	315
046 WHEAT ETC MEAL OR FLOUR	7 300	418	161	072 COCOA	737	468	163
047 OTHER CEREAL MEALS, FLOUR	11 800	751	242	073 CHOCOLATE AND PRODUCTS	255	165	57
541 MEDICINAL ETC PRODUCTS	149	282	102	074 TEA AND MATE			
554 SOAPS, CLEANING ETC PREPS	350	173	61	085 SPICES	585	981	347
605 INDUSTRIAL PLANT, CHAP 73	10 401	9 547	3 273	081 FEEDING STUFF FOR ANIMLS	22 776 440	1 148 726	414 540
653 WOVN MAN-MADE FIB FABRIC	41	250	86	091 MARGARINE AND SHORTENING	12 943	1 645	619
655 KNIT ETC FABRICS	30	94	33	098 EDIBLE PRODUCTS, PREPS NES	70 810	25 471	9 021
678 IRON, STL TUBES, PIPES, ETC	16 364	1 572	550	112 ALCOHOLIC BEVERAGES	56 576	26 442	9 248
691 STRUCTURES AND PARTS NES	287	130	45	121 TOBACCO UNMNFCTRO, REFUSE	300 665	495 741	174 542
700 INDUSTRIAL PLANT, CHAP 84	2 280	889	307	122 TOBACCO MFERS	74 574	38 281	13 419
716 ROTATING ELECTRIC PLANT	76	196	70	211 HIDES, SKINS, UNDRESSED	20 831	7 863	2 852
723 CIVIL ENGINEER EQUIP ETC	804	773	271	212 FUR SKINS UNDRESSED	7 430	160 735	58 834
741 HEATING, COOLING EQUIPMNT	3 583	2 349	787	222 SEEDS FOR SOFT/FIXED OIL	18 921 636	1 653 294	592 289
744 MECHANICAL HANDLING EQU	61	204	73	223 SEEDS FOR OTH FIXED OILS	138 828	11 839	4 238
745 NONELEC MACHY, TOOLS NES	763	415	145	232 NATURAL RUBBER, GUMS	174	108	34
752 AUTOMATIC DATA PROC EQUIP	3	241	91	233 RUBBER, SYNTHETIC, RECLAIMD	223 582	146 400	51 714
764 TELECOM EQPT, PTS, ACC NES	302	4 808	1 728	247 OTH WOOD ROUGH, SQUARED	1 139 688	141 897	51 096
771 ELECTRIC POWER MACHY NES	18	93	34	248 WOOD SHAPED	929 751	187 185	66 381
774 ELECTRO-MEDCL, XRAY EQUIP	28	570	210	251 PULP AND WASTE PAPER	5 081 985	760 282	267 791
778 ELECTRICAL MACHINERY NES	50	318	114	261 SILK	452	1 358	476
781 PASS MOTOR VEH EXC BUSES	56	116	41	263 COTTON	567 687	213 736	76 952
782 LORRIES, SPCL MTR VEH NES	309	327	117	266 SYNTHETIC FIBRE TO SPIN	33 671	36 624	13 083
784 MOTOR VEHCL PTS, ACC NES	199	290	101	267 OTHER MAN-MADE FIBRES	39 172	22 608	7 940
786 VEH NES NONMOTR, TRAILERS	61	216	80	268 WOOL(EXC TOPS), ANML HAIR	3 193	3 950	1 410
792 AIRCRAFT	31	5 034	1 684	269 WASTE OF TEXTILE FABRICS	6 325	1 732	610
821 FURNITURE	72	163	61	271 FERTILIZERS, CRUDE	8 293 500	95 607	33 526
872 MEDICAL INSTRUMENTS NES	44	312	118	273 STONE, SAND AND GRAVEL	22 634	3 838	1 354
874 MEASURING, CONTROLLING INSTR	28	1 063	369	274 SULPHUR ETC	369 560	10 333	3 602
881 PHOTO APPAR & EQUIPT NES	38	445	153	277 NATURAL ABRASIVES NES	11 402	36 060	12 762
892 PRINTED MATTER	172	278	92	278 OTHER CRUDE MINERALS	2 853 071	166 497	58 910
				281 IRON ORE, CONCENTRATES	34 340	780	254
SWAZILAND				287 BASE METAL ORES, CONC NES	96 625	11 365	3 854
IMPORTS	116 113	24 640	8 572	288 NONFERR METAL SCRAP NES	416 682	76 111	26 643
011 MEAT FRESH, CHILLED, FROZEN	4 085	3 145	1 096	289 PREC METAL ORE, WASTE NES	199 650	139 795	48 636
057 FRUIT, NUTS, FRESH, DRIED	36 228	4 317	1 483	291 CRUDE ANIMAL MTRIALS NES	3 030	105 897	37 162
058 FRUIT PRESERVED, PREPARED	74 054	16 599	5 781	292 CRUDE VEG MATERIALS NES	81 700	33 387	11 779
251 PULP AND WASTE PAPER	1 024	104	40	322 COAL, LIGNITE, PEAT	65 133	66 141	23 277
663 OTH NONMETAL MINERAL MFS	596	320	117	323 BRIQUETS, COKE, SEMI-COKE	6 885 451	114 230	40 600
				334 PETROLEUM PRODUCTS, REFIN	419 702	6 914	2 330
EXPORTS	2 135	1 377	494	335 RESIDUAL PETRLM PROD NES	754 343	130 552	45 488
022 MILK AND CREAM	400	93	33	411 ANIMAL OILS AND FATS	12 202 832	271 101	95 036
335 RESIDUAL PETRLM PROD NES	716	114	43	423 FIXED VEG OILS, SOFT	552 763	71 768	25 672
541 MEDICINAL ETC PRODUCTS	14	94	32	424 FIXED VEG OIL NONSOFT	140 981	29 359	10 815
695 TOOLS	125	198	70	431 PROCESD ANML VEG OIL, ETC	170 308	40 582	14 366
728 OTH MACHY FOR SPCL INDUS	36	178	68	511 HYDROCARBONS NES, DERIVS	132 366	24 229	8 493
778 ELECTRICAL MACHINERY NES	3	102	37	512 ALCOHOLS, PHENOLS, ETC	533 475	106 199	37 375
784 MOTOR VEHCL PTS, ACC NES	284	185	69	514 NITROGEN-FUNCTN COMPOUNDS	362 396	65 192	23 177
				513 ORGANIC ACIDS, ETC	313 133	97 555	34 178
LESOTHO				514 NITROGEN-FUNCTN COMPOUNDS	194 451	139 890	49 535
IMPORTS	2 804	3 195	1 120	515 ORG-INORG COMPOUNDS ETC	70 108	170 491	60 331
056 VEGETABLES ETC PRSVD, PREPD	2 128	1 260	428	516 OTHER ORGANIC CHEMICALS	112 003	90 657	32 191
277 NATURAL ABRASIVES NES		172	59	522 INORG ELEMNTS, OXIDES, ETC	338 494	104 012	36 599
651 TEXTILE YARN AND THREAD	33	188	68	523 OTHR INORGANIC CHEMICALS	461 146	112 081	39 162
843 WOMENS OUTERWEAR NONKNIT	64	428	159	524 RADIOACTIVE ETC MATERIAL	4 839	774 930	270 671
899 OTHER MANUFACTURED GOODS	567	976	347	531 SYNT DYE, NAT INDGO, LAKES	7 332	25 303	8 871
				532 DYES NES, TANNING PRODS	447	625	217
EXPORTS	83 447	8 465	3 072	533 PIGMENTS, PAINTS, ETC	59 213	76 760	27 138
022 MILK AND CREAM	5 000	1 050	370	541 MEDICINAL ETC PRODUCTS	18 532	437 153	153 184
037 FISH ETC PREPD PRSVD NES	1 300	563	196	551 ESSENTL OIL, PERFUME, ETC	12 715	30 079	10 674
041 WHEAT ETC UNMILLED	70 000	4 027	1 523	553 PERFUMERY, COSMETICS ETC	14 723	24 200	8 526
047 OTHER CEREAL MEALS, FLOUR	5 900	408	148	554 SOAPS, CLEANING ETC PREPS	90 770	48 965	17 269
611 LEATHER	134	262	85	562 FERTILIZERS MANUFACTURED	459 814	31 345	11 353
726 PRINTG, BKBINDG MACHY, PTS	18	92	33	572 EXPLOSIVES, PYROTECH PROD	177	2 816	994
728 OTH MACHY FOR SPCL INDUS	78	91	30	582 PROD OF CONDENSATION ETC	239 299	258 383	91 594
781 PASS MOTOR VEH EXC BUSES	80	199	81	583 PROD OF POLYMERIZING ETC	490 870	376 689	132 738
792 AIRCRAFT		238	81	584 CELLULOSE DERIVATIVES ETC	37 358	58 165	20 569
				585 PLASTIC MATERIALS NES	15 073	17 640	6 200
				591 PESTICIDES DISINFECTANTS	16 810	35 837	12 730
				592 STARCH, INULIN, GLUTEN, ETC	17 256	24 927	8 833
				598 MISC CHEMICAL PRODS NES	540 097	437 303	153 633
				611 LEATHER	14 173	31 212	11 002
				612 LEATHER ETC MANUFACTURES	415	2 392	823
				613 FUR SKINS TANNED, DRESSED	197	4 049	1 456
				621 MATERIALS OF RUBBER	15 238	26 393	9 251
				625 RUBBER TYRES, TUBES	25 062	27 282	9 591

7 IMPORTS AND EXPORTS (SPECIAL TRADE) BY COUNTRIES OF PRODUCTION AND CONSUMPTION AND BY GROUPS OF THE SITC-REV. II 1984

GROUP DESCRIPTION	DT = 100 KG	1 000 DM	1 000 \$	GROUP DESCRIPTION	DT = 100 KG	1 000 DM	1 000 \$
628 RUBBER ARTICLES NES	11 528	75 711	26 682	673 METERS & COUNTERS NES	923	12 212	4 278
633 CORK MANUFACTURES	95	247	87	674 MEASURING, CONTROLLING INSTR	29 394	1 253 477	439 559
634 VENEERS, PLYWOOD, ETC	554 485	167 837	59 993	681 PHOTO APPAR & EQUIPT NES	11 954	120 171	42 317
635 WOOD MANUFACTURES NES	6 855	5 000	1 777	682 PHOTO, CINEMA SUPPLIES	76 096	422 569	149 108
641 PAPER AND PAPERBOARD	1 421 924	204 523	71 959	683 DEVELOPED CINEMA FILM	335	6 916	2 434
642 ARTICLES OF PAPER ETC	60 959	57 558	20 459	684 OPTICAL GOODS NES	1 426	78 772	27 582
651 TEXTILE YARN AND THREAD	85 035	133 113	46 787	685 WATCHES AND CLOCKS	774	9 382	3 317
652 COTTON FABRICS, WOVEN	3 566	6 996	2 431	692 PRINTED MATTER	45 598	129 489	45 534
653 WOVN MAN-MADE FIB FABRIC	4 164	18 815	6 659	693 ARTICLES OF PLASTIC NES	40 659	149 740	52 534
654 OTH WOVEN TEXTILE FABRIC	4 096	11 178	3 912	694 TOYS, SPORTING GOODS, ETC	28 184	107 229	38 144
655 KNIT ETC FABRICS	2 692	10 627	3 744	695 OFFICE SUPPLIES NES	6 384	43 774	15 368
656 LACE, RIBBONS, TULLE, ETC	937	7 868	2 762	696 WORKS OF ART ETC	691	70 008	25 079
657 SPECIAL TEXTILE ETC PROD	65 902	103 920	36 838	697 GOLD, SILVER WARE, JEWELRY	363	31 193	11 026
658 TEXTILE ARTICLES NES	2 206	18 180	6 381	698 MUSICAL INSTRUMENTS, PTS	26 579	281 352	99 122
659 FLOOR COVERINGS ETC	2 010	3 635	1 265	699 OTHER MANUFACTURED GOODS	5 089	127 879	45 148
661 CEMENT ETC BUILDING PROD	8 784	1 774	619	941 ZOO ANIMALS, PETS	262	3 140	1 106
662 CLAY, REFRACTORY BLDG PRD	9 368	7 118	2 493	951 WAR FIREARMS, AMMUNITION	1 501	10 347	3 672
663 OTH NONMETAL MINERAL MFS	34 156	106 897	37 583	961 COIN NONGOLD, NONCURRENT	210	16 960	6 199
664 GLASS	60 705	98 416	34 837	971 GOLD, NON MONETARY NES	160	233 245	80 613
665 GLASSWARE	14 685	22 783	8 054	972 GOLD COIN	3	20 288	7 293
666 POTTERY	477	2 125	742				
667 PEARL, PREC-, SEMI-P STONE	6 267	30 908	10 996	EXPORTS	53 949 594	46 834 266	16 418 062
671 PIG IRON ETC	32 869	18 474	6 497	001 LIVE ANIMALS	3 573	16 947	5 914
672 IRON, STL PRIMARY FORMS	525	192	65	011 MEAT FRESH, CHILLD, FROZEN	245	160	51
673 IRON AND STEEL SHAPES	7 635	6 355	2 217	012 MEAT DRIED, SALTED, SMOKED	899	1 523	534
674 IRN, STL UNIV, PLATE, SHEET	79 406	13 055	4 638	014 MEAT PREPD, PRSVD, NES ETC	1 056	1 069	366
675 IRON, STEEL HOOP, STRIP	11 703	10 765	3 817	022 MILK AND CREAM	1 304	893	323
676 RAILWAY RAILS ETC IRN, STL	168	90	34	023 BUTTER	231	221	77
677 IRN, STL WIRE EXCL W ROD	6 265	6 164	2 212	024 CHEESE AND CURD	93 217	64 850	22 674
678 IRON, STL TUBES, PIPES, ETC	12 693	28 939	10 105	025 EGGS, BIRDS, FRESH, PRSRVD	669	162	59
679 IRN, STL CASTINGS UNWORKE	707	657	234	034 FISH FRESH, CHILLED, FROZN	4 399	2 731	988
681 SILVER, PLATINUM, ETC	1 358	195 098	69 287	037 FISH ETC PREPD PRSVD NES	2 681	3 836	1 386
682 COPPER EXC CEMENT COPPER	49 406	71 719	25 342	048 CEREAL ETC PREPARATIONS	66 238	30 969	10 750
683 NICKEL	40 262	81 888	28 638	054 VEG ETC FRSH, SMPLY PRSVD	54 735	49 735	17 577
684 ALUMINIUM	100 916	65 352	22 226	056 VEGTBLES ETC PRSVD, PREPD	13 360	5 623	1 960
685 LEAD	2 356	680	247	057 FRUIT, NUTS, FRESH, DRIED	2 339	2 294	791
686 ZINC	2 262	616	207	058 FRUIT PRESERVED, PREPARED	266 621	75 262	26 145
687 TIN	921	3 176	1 174	061 SUGAR AND HONEY	116 195	9 429	3 398
689 NON-FER BASE METALS NES	73 106	105 805	37 119	062 SUGAR PREPS NON-COCOA	125 054	58 668	20 404
691 STRUCTURES AND PARTS NES	7 208	7 967	2 825	071 COFFEE AND SUBSTITUTES	183 277	191 477	67 360
692 METAL TANKS, BOXES, ETC	1 576	3 192	1 120	072 COCOA	51 183	32 322	11 498
693 WIRE PRODUCTS NON ELECTR	1 378	6 621	2 326	073 CHOCOLATE AND PRODUCTS	41 867	33 894	11 594
694 STL, COPPR NAILS, NUTS, ETC	14 842	56 826	19 973	074 TEA AND MATE			
695 TOOLS	13 729	121 837	42 840	075 SPICES	2 157	4 501	1 582
696 CUTLERY	2 747	16 826	6 007	081 FEEDING STUFF FOR ANIMLS	26 032	31 675	11 087
697 BASE MTL HOUSEHOLD EQUIP	4 647	12 849	4 495	086 EDIBLE PRODUCTS, PREPS NES	42 718	58 673	21 059
699 OTHER METAL MANUFACTURES	30 721	146 516	51 560	111 NON-ALCOHL BEVERAGES NES	46 949	8 449	2 941
711 STEAM BOILERS & AUX PLNT	65	500	176	112 ALCOHOLIC BEVERAGES	2 000 993	561 574	197 306
712 STEAM ENGINES, TURBINES	799	3 337	1 186	121 TOBACCO UNMNFCTD, REFUSE	39 004	5 795	1 971
713 INTRNL COMBUS PISTN ENGN	71 023	215 320	75 909	122 TOBACCO MFRS	1 845	2 715	921
714 ENGINES & MOTORS NES	9 033	516 967	181 704	211 HIDES, SKINS, UNDRESSED	72	92	30
716 ROTATING ELECTRIC PLANT	26 230	175 427	61 632	212 FUR SKINS UNDRESSED	28	1 928	701
718 OTH POWER GENERATG MACHY	5 686	43 237	15 086	223 SEEDS FOR OTH FIXED OILS	3 583	920	327
721 AGRIC MACHY, EXC TRACTORS	38 644	61 452	22 105	233 RUBBER, SYNTHETIC, RECLAIMD	177 155	55 307	19 465
722 TRACTORS NON-ROAD	6 760	7 820	2 729	248 WOOD SHAPED	11 614	3 014	1 049
723 CIVIL ENGINEER EQUIP ETC	98 300	141 019	49 827	251 PULP AND WASTE PAPER	9 195	1 337	476
724 TEXTILE, LEATHER MACHNRY	7 531	45 570	16 042	263 COTTON	444	181	54
725 PAPER ETC MILL MACHINERY	6 331	46 787	15 996	265 VEG FIBRE, EXCL COTN JUTE	477	103	36
726 PRINTG, BKBINDG MACHY, PTS	7 903	76 200	26 765	266 SYNTHETIC FIBRE TO SPIN	114 986	63 175	22 421
727 FOOD MACHY NON-DOMESTIC	4 118	11 741	4 171	267 OTHER MAN-MADE FIBRES	38 707	11 233	3 979
728 OTH MACHY FOR SPCL INDUS	41 214	367 626	128 482	268 WOOL (EXC TOPS), ANML HAIR	967	1 170	414
736 MACHINE TOOLS FOR METAL	17 885	90 581	31 889	269 WASTE OF TEXTILE FABRICS	8 754	3 969	1 407
737 METALWORKING MACHNRY NES	2 934	26 961	9 436	273 STONE, SAND AND GRAVEL	5 386	422	144
741 HEATING, COOLING EQUIPMNT	62 644	309 162	109 064	274 SULPHUR ETC	1 804	209	77
742 PUMPS FOR LIQUIDS ETC	35 715	137 439	48 145	277 NATURAL ABRASIVES NES	340	2 207	757
743 PUMPS NES, CENTRIFUGES ETC	73 395	267 634	94 032	278 OTHER CRUDE MINERALS	138 549	8 006	2 837
744 MECHANICAL HANDLING EQU	37 145	65 687	23 121	287 BASE METAL DRES, CONC NES	71 994	76 117	26 754
745 NONELEC MACHY, TOOLS NES	15 769	155 139	54 612	288 NONFERR METAL SCRAP NES	21 547	5 646	2 021
749 NONELEC MACH PTS, ACC NES	68 982	384 355	135 045	289 PREC METAL DRES, WASTE NES	236	522	173
751 OFFICE MACHINES	21 182	240 591	84 565	291 CRUDE ANIMAL MTRIALS NES	31 074	42 904	15 088
752 AUTOMATIC DATA PROC EQUIP	80 846	2 337 095	818 500	292 CRUDE VEG MATERIALS NES	18 352	22 131	7 666
759 OFFICE & ADP MCH PTS, ACC	50 918	1 584 865	555 065	334 PETROLEUM PRODUCTS, REFIN	170 636	28 594	9 957
761 TELEVISION RECEIVERS	71	1 648	578	335 RESIDUAL PETRLM PROD NES	315 028	29 519	10 407
762 RADIO BROADCAST RECEIVRS	210	1 768	620	341 GAS NATURAL AND MANUFCTD			
763 SOUND RECORDRS PHONOGRPH	535	19 752	7 009	411 ANIMAL OILS AND FATS	3 348	1 247	422
764 TELECOM EQPT, PTS, ACC NES	15 792	409 579	143 888	423 FIXED VEG OILS SOFT	7 076	1 538	514
771 ELECTRIC POWER MACHY NES	14 405	127 342	44 619	424 FIXED VEG OIL NONSOFT	2 431	1 338	453
772 SWITCHGEAR ETC & PTS NES	37 011	683 724	239 200	431 PROCESD ANML VEG OIL, ETC	11 879	3 742	1 315
773 ELECTR DISTRIBUTING MACH	15 456	131 122	45 963	511 HYDROCARBONS NES, DERIVS	548 496	90 767	32 175
774 ELECTRO-MEDCL, XRAY EQUIP	5 914	174 937	61 088	512 ALCOHOLS, PHENOLS, ETC	807 120	249 328	87 800
775 HOUSEHOLD TYPE EQUIP NES	7 769	32 157	11 436	513 ORGANIC ACIDS, ETC	398 655	191 206	67 118
776 TRANSISTORS, VALVES, ETC	11 892	1 054 924	370 140	514 NITROGEN-FUNCTN COMPOUNDS	330 715	431 757	152 489
778 ELECTRICAL MACHINERY NES	73 057	770 800	271 250	515 ORG-INORG COMPOUNDS ETC	249 998	280 643	99 091
781 PASS MOTOR VEH EXC BUSES	19 311	32 497	11 551	516 OTHER ORGANIC CHEMICALS	354 462	158 919	56 074
782 LORRIES, SPCL MTR VEH NES	23 784	26 083	9 248	522 INORG ELEMNTS, OXIDES, ETC	1 557 496	272 509	95 866
783 ROAD MOTOR VEHICLES NES	209	132	48	523 OTHR INORGANIC CHEMICALS	875 916	232 585	82 026
784 MOTOR VEHCL PTS, ACC NES	89 645	241 937	85 319	524 RADIOACTIVE ETC MATERIAL	6 372	187 436	67 455
785 MOTOR & OTHER CYCLES ETC	4 962	19 423	6 953	531 SYNT DYE, NAT INDGO, LAKES	121 810	347 240	123 135
786 VEH NES NONMOTR, TRAILERS	49 018	6 259	2 200	532 DYES NES, TANNING PRODS	20 886	5 544	1 966
791 RAILWAY VEHICLES	11 200	44 784	15 209	533 PIGMENTS, PAINTS, ETC	314 386	138 172	48 732
792 AIRCRAFT	19 064	1 275 821	440 693	541 MEDICINAL ETC PRODUCTS	75 781	407 951	143 585
793 SHIPS AND BOATS	527 752	82 327	27 990	551 ESSENTIAL OIL, PERFUME, ETC	6 526	8 334	2 943
812 PLUMBING, HEATING, LIGHTNG EQU	1 875	8 554	2 961	553 PERFUMERY, COSMETICS, ETC	60 253	98 608	34 965
821 FURNITURE	19 487	47 952	16 758	554 SOAPS, CLEANING ETC PREPS	48 709	28 027	9 839
831 TRAVEL GOODS, HANDBAGS	760	4 529	1 589	562 FERTILIZERS MANUFACTURED	855 353	41 118	14 572
842 MENS OUTERWEAR NOT KNIT	434	2 661	937	572 EXPLOSIVES, PYROTECH PROD	360	1 303	455
843 WOMENS OUTERWEAR NONKNIT	657	7 251	2 555	582 PROD OF CONDENSATION ETC	293 203	238 871	84 209
844 UNDERWEAR NOT KNIT	117	1 319	468	583 PROD OF POLYMERIZING ETC	557 785	319 293	112 274
845 UNDERWEAR KNIT NONELASTC	1 147	7 745	2 770	584 CELLULOSE DERIVATIVES ETC	60 787	79 216	27 595
846 UNDERWEAR KNITTED	2 503	20 153	7 167	585 PLASTIC MATERIALS NES	60 549	50 094	17 475
847 TXLT CLTHNG ACCESSRY NES	6 621	31 829	11 222	591 PESTICIDES, DISINFECTANTS	85 155	113 970	40 378
848 HEADGEAR, NONTXLT CLOTHNG	9 504	29 575	10 453	592 STARCH, INULIN, GLUTEN, ETC	75 756	28 324	9 979
851 FOOTWEAR	2 200	11 968	4 251	598 MISC CHEMICAL PRODS NES	1 430 560	410 801	144 733
871 OPTICAL INSTRUMENTS	1 861	86 550	30 415	605 INDUSTRIAL PLANT, CHAP 73	729	1 808	599
872 MEDICAL INSTRUMENTS NES	11 713	217 640	76 558				

7 IMPORTS AND EXPORTS (SPECIAL TRADE) BY COUNTRIES OF PRODUCTION AND CONSUMPTION AND BY GROUPS OF THE SITC-REV. II 1984

GROUP DESCRIPTION	DT = 100 KG	1 000 DM	1 000 \$	GROUP DESCRIPTION	DT = 100 KG	1 000 DM	1 000 \$
611 LEATHER	15 316	63 606	22 600	844 UNDERWEAR NOT KNIT	252	5 806	2 037
612 LEATHER ETC MANUFACTURES	3 190	10 312	3 628	845 OUTERWEAR KNIT NONELASTC	2 025	31 041	10 928
613 FUR SKINS TANNED, DRESSED	225	9 788	3 431	846 UNDERWEAR KNITTED	667	6 885	2 423
621 MATERIALS OF RUBBER	43 613	34 110	11 991	847 TXTL CLTHNG ACCESSRYS NES	2 355	21 229	7 311
625 RUBBER TYRES, TUBES	217 799	198 163	69 650	848 HEADGEAR, NONTXTL CLOTHNG	7 821	61 994	21 531
628 RUBBER ARTICLES NES	23 262	64 232	22 578	851 FOOTWEAR	7 991	48 436	17 029
633 CORK MANUFACTURES	640	2 539	885	871 OPTICAL INSTRUMENTS	4 386	168 079	58 845
634 VENEERS, PLYWOOD, ETC	38 387	22 993	8 101	872 MEDICAL INSTRUMENTS NES	12 588	341 630	119 999
635 WOOD MANUFACTURES NES	20 315	25 017	8 764	873 METERS & COUNTERS NES	754	10 275	3 596
641 PAPER AND PAPERBOARD	1 676 823	378 700	132 840	874 MEASURNG, CONTROLNG INSTR	50 735	1 255 428	438 840
642 ARTICLES OF PAPER ETC	151 301	82 362	28 976	881 PHOTO APPAR & EQUIPT NES	17 852	225 554	79 090
651 TEXTILE YARN AND THREAD	158 437	192 332	68 378	882 PHOTO, CINEMA SUPPLIES	72 415	214 939	74 993
652 COTTON FABRICS, WOVEN	6 446	30 965	10 809	883 DEVELOPED CINEMA FILM	38	858	302
653 WOVN MAN-MADE FIB FABRIC	19 652	85 608	30 089	884 OPTICAL GOODS NES	2 412	144 336	50 873
654 OTH WOVEN TEXTILE FABRIC	8 052	38 476	13 489	885 WATCHES AND CLOCKS	31 110	165 883	57 883
655 KNIT ETC FABRICS	5 085	16 915	5 980	892 PRINTED MATTER	144 452	186 087	65 633
656 LACE, RIBBONS, TULLE, ETC	2 898	9 419	3 312	893 ARTICLES OF PLASTIC NES	126 281	201 234	70 704
657 SPECIAL TEXTILE ETC PROD	56 370	85 483	30 008	894 TOYS, SPORTING GOODS, ETC	73 207	180 106	63 520
658 TEXTILE ARTICLES NES	19 960	52 096	18 107	895 OFFICE SUPPLIES NES	17 553	68 165	24 042
659 FLOOR COVERINGS ETC	13 066	32 301	11 379	896 WORKS OF ART ETC	632	130 402	45 962
661 CEMENT ETC BUILDING PROD	6 243	2 776	969	897 GOLD, SILVER WARE, JEWELRY	531	86 077	29 918
662 CLAY, REFRACTORY BLDG PRD	395 691	64 602	22 848	898 MUSICAL INSTRUMENTS, PTS	47 385	237 942	82 956
663 OTH NONMETAL MINERAL MFS	105 589	120 299	42 453	899 OTHER MANUFACTURED GOODS	24 386	101 743	35 657
664 GLASS	270 458	177 013	62 346	941 ZOO ANIMALS, PETS	82	1 053	367
665 GLASSWARE	157 089	187 917	66 249	951 WAR FIREARMS, AMMUNITION	2 905	32 294	11 375
666 POTTERY	53 606	138 627	48 963	961 COIN NONGOLD, NONCURRENT	8	1 271	427
667 PEARL, PREC-, SEMI-P STONE	124	96 288	33 753	971 GOLD, NON MONETARY NES	26	72 077	24 952
671 PIG IRON ETC	278 769	58 016	20 560	972 GOLD COIN	1 875	654	654
672 IRON, STL PRIMARY FORMS	7 740 004	567 605	198 245				
673 IRON AND STEEL SHAPES	1 914 688	222 936	77 565	CANADA			
674 IRN, STL UNIV, PLATE, SHEET	7 041 037	940 187	328 978	IMPORTS	86 978 351	4 056 489	1 430 274
675 IRON, STEEL HOOP, STRIP	495 643	145 256	51 066	001 LIVE ANIMALS	124	881	205
676 RAILWAY RAILS ETC IRN, STL	347 500	40 722	14 312	011 MEAT FRESH, CHILLO, FROZEN	5 453	2 597	889
677 IRN, STL WIRE EXCL W ROD	275 183	61 287	21 502	025 EGGS, BIRDS, FRESH, PRSRVD	544	1 167	430
678 IRON, STL TUBES, PIPES, ETC	5 692 376	823 463	289 153	034 FISH FRESH, CHILLED, FROZEN	70 169	28 182	9 742
679 IRN, STL CASTINGS UNWORKE	92 051	38 578	13 418	035 FISH SALTED, DRIED, SMOKED	5 256	5 058	1 768
681 SILVER, PLATINUM, ETC	168	77 594	27 032	036 SHELL FISH FRESH, FROZEN	2 048	5 493	1 917
682 COPPER EXC CEMENT COPPER	575 570	387 240	136 439	037 FISH ETC PREPD PRSRVD NES	4 378	3 509	1 221
683 NICKEL	36 668	90 438	31 520	041 WHEAT ETC UNMILLED	344 091	19 903	7 061
684 ALUMINIUM	318 369	253 264	89 150	043 BARLEY UNMILLED	382 359	20 110	7 156
685 LEAD	31 023	31 867	11 053	044 MAIZE UNMILLED	784	152	56
686 ZINC	56 703	16 613	8 965	045 CEREALS NES UNMILLED	61 446	5 431	1 890
687 TIN	19 459	35 690	12 555	048 CEREAL ETC PREPARATIONS	1 206	355	125
689 NON-FER BASE METALS NES	8 174	40 767	14 313	054 VEG ETC FRSH, SMPLY PRSRVD	133 869	23 518	8 225
691 STRUCTURES AND PARTS NES	74 277	44 102	15 684	056 VEGTBLES ETC PRSRVD, PREPD	20 615	3 346	1 180
692 METAL TANKS, BOXES, ETC	15 935	19 701	6 774	057 FRUIT, NUTS, FRESH, DRIED	1 847	347	131
693 WIRE PRODUCTS NON ELECTR	84 628	64 770	22 720	058 FRUIT PRESERVED, PREPARED	40 844	14 584	5 388
694 STL, COPPR NAILS, NUTS, ETC	114 736	77 456	27 243	061 SUGAR AND HONEY	20 793	8 574	3 005
695 TOOLS	48 756	219 468	76 945	062 SUGAR PREPS NON-COCOA	2 193	1 175	449
696 CUTLERY	10 881	93 758	32 944	081 FEEDING STUFF FOR ANIMLS	364 592	17 697	6 571
697 BASE MTL HOUSEHOLD EQUIP	30 914	38 180	13 385	098 EDIBLE PRODCTS, PREPS NES	23 986	7 249	2 528
699 OTHER METAL MANUFACTURES	248 314	278 463	98 009	112 ALCOHOLIC BEVERAGES	2 658	2 229	785
700 INDUSTRIAL PLANT, CHAP 84	10 991	27 595	9 664	121 TOBACCO UNMNFCTRD, REFUSE	13 451	13 087	4 600
703 INDUSTRIAL PLANT, CHAP 85	210	3 073	1 079	211 HIDES, SKINS, UNDRRESSED	23 670	10 411	3 822
711 STEAM BOILERS & AUX PLNT	2 100	1 040	378	212 FUR SKINS UNDRRESSED	1 147	24 364	8 887
712 STEAM ENGINES, TURBINES	2 670	11 508	4 080	222 SEEDS FOR SOFT/FIXED OIL	1 423 481	135 759	51 243
713 INTRNL COMBUS PISTN ENGN	546 236	1 007 248	353 086	223 SEEDS FOR OTH FIXED OILS	1 760 992	146 704	52 046
714 ENGINES & MOTORS NES	3 081	327 649	115 055	233 RUBBER, SYNTHETIC, RECLAIMD	3 155	1 546	537
716 ROTATING ELECTRIC PLANT	53 583	183 503	64 103	247 OTH WOOD ROUGH, SQUARED	11 164	1 394	495
718 OTH POWER GENERATG MACHY	15 332	29 612	10 347	248 WOOD SHAPED	641 111	86 073	30 598
721 AGRIC MACHY, EXC TRACTORS	124 391	114 161	40 106	251 PULP AND WASTE PAPER	6 093 023	801 504	280 623
722 TRACTORS NON-ROAD	333 367	333 507	115 547	263 COTTON	3 830	969	340
723 CIVIL ENGINEER EQUIP ETC	436 087	370 541	130 432	267 OTHER MAN-MADE FIBRES	1 143	316	114
724 TEXTILE, LEATHER MACHNRY	284 070	990 746	349 837	268 WOOL(EXC TOPS), ANML HAIR	143	146	50
725 PAPER ETC MILL MACHINERY	93 326	278 976	97 952	271 FERTILIZERS, CRUDE	72 911	858	301
726 PRINTG, BKBINDG MACHY, PTS	154 909	652 793	229 196	273 STONE, SAND AND GRAVEL	5 827	298	104
727 FOOD MACHRY NON-DOMESTIC	22 282	102 645	36 063	274 SULPHUR ETC	1 808 888	57 251	19 847
728 OTH MACHY FOR SPCL INDUS	378 012	1 074 747	377 548	276 OTHER CRUDE MINERALS	415 793	61 579	21 961
736 MACHINE TOOLS FOR METAL	186 332	680 248	237 387	281 IRON ORE, CONCENTRATES	58 374 200	408 442	142 726
737 METALWORKING MACHNRY NES	41 989	125 289	44 293	282 IRON AND STEEL SCRAP	9 237	1 609	556
741 HEATING, COOLING EQUIPMNT	69 166	208 532	73 211	287 BASE METAL DRES, CONC NES	4 229 093	320 932	111 269
742 PUMPS FOR LIQUIDS ETC	59 407	240 037	84 298	288 NONFER METAL SCRAP NES	1 369 612	89 377	31 325
743 PUMPS NES, CENTRIFUGES ETC	96 674	327 393	114 579	289 PREC METAL ORE, WASTE NES	440	21 489	7 513
744 MECHANICAL HANDLING EQU	259 915	312 170	108 625	291 CRUDE ANIMAL MTRIALS NES	717	5 996	2 106
745 NONELEC MACHY, TOOLS NES	108 961	594 449	208 600	292 CRUDE VEG MATERIALS NES	6 243	4 597	1 618
749 NONELEC MACH PTS, ACC NES	443 467	705 194	248 505	322 COAL, LIGNITE, PEAT	4 403 411	72 575	25 288
751 OFFICE MACHINES	51 306	280 747	98 297	323 BRIQUETS, COKE, SEMI-COKE	104 357	1 636	570
752 AUTOMTIC DATA PROC EQUIP	12 964	326 278	115 323	335 RESIDUAL PETRLM PROD NES	125 254	10 739	3 671
759 OFFICE & ADP MCH PTS, ACC	20 312	404 314	142 402	411 ANIMAL OILS AND FATS	257 856	34 899	12 239
761 TELEVISION RECEIVERS	459	3 303	1 161	431 PROCESD ANML VEG OIL, ETC	254	243	92
762 RADIO BROADCAST RECEIVRS	1 079	27 823	9 861	511 HYDROCARBONS NES, DERIVS	97 112	9 856	3 454
763 SOUND RECORDRS, PHONOGRPH	5 428	26 727	9 503	512 ALCOHOLS, PHENOLS, ETC	700 360	36 967	13 244
764 TELECOM EQPT, PTS, ACC NES	16 576	233 306	81 420	513 ORGANIC ACIDS, ETC	30 195	6 565	2 308
771 ELECTRIC POWER MACHY NES	28 829	85 972	30 272	514 NITROGEN-FUNCTN COMPOUNDS	9 464	2 152	754
772 SWITCHGEAR ETC & PTS NES	51 506	457 271	161 405	515 ORG-INORG COMPOUNDS ETC	354	555	202
773 ELECTR DISTRIBUTING MACH	10 471	30 183	10 601	516 OTHER ORGANIC CHEMICALS	8 732	4 874	1 701
774 ELECTRO-MEDCL, XRAY EQUIP	31 421	593 294	208 945	522 INORG ELEMNTS, OXIDES, ETC	52 282	20 299	7 189
775 HOUSEHOLD TYPE EQUIP NES	52 656	116 689	40 829	523 OTHR INORGANIC CHEMICALS	634	655	229
776 TRANSISTORS, VALVES, ETC	3 940	241 859	85 076	524 RADIOACTIVE ETC MATERIAL	1 077	133 484	48 115
778 ELECTRICAL MACHINERY NES	207 258	605 708	212 505	533 PIGMENTS PAINTS, ETC	112	90	30
781 PASS MOTOR VEH EXC BUSES	4 623 409	14 641 299	5 112 207	541 MEDICINAL ETC PRODUCTS	270	5 846	2 095
782 LORRIES, SPCL MTR VEH NES	20 066	28 426	10 033	551 ESSENTL OIL, PERFUME, ETC	55	452	163
783 ROAD MOTOR VEHICLES NES	15 387	45 666	16 033	553 PERFUMERY, COSMETICS, ETC	132	259	93
784 MOTOR VEHCL PTS, ACC NES	857 313	1 489 019	522 221	554 SOAPS, CLEANING ETC PREPS	468	480	161
785 MOTOR & OTHER CYCLES ETC	32 206	87 843	30 178	562 FERTILIZERS MANUFACTURED	769	123	44
786 VEH NES NONMOTR, TRAILERS	91 639	88 344	31 197	562 PROD OF CONDENSATION ETC	1 852	1 085	377
791 RAILWAY VEHICLES	21 017	35 756	12 476	583 PROD OF POLYMERIZING ETC	61 579	26 894	9 464
792 AIRCRAFT	3 938	188 262	65 524	585 PLASTIC MATERIALS NES	24	421	146
793 SHIPS AND BOATS	402 927	77 046	26 902	591 PESTICIDES, DISINFECTANTS	301	314	112
801 INDUSTRIAL PLANT, CHAP 90	32	928	308	592 STARCH, INULIN, GLUTEN, ETC	267	108	35
812 PLUMB, HEATNG LGHTNG EQU	27 375	43 533	15 272	598 MISC CHEMICAL PRODS NES	5 490	11 819	3 966
821 FURNITURE	300 371	292 020	102 178	611 LEATHER	1 107	1 994	714
831 TRAVEL GOODS, HANDBAGS	2 347	26 453	9 255	612 LEATHER ETC MANUFACTURES	35	189	65
842 MENS OUTERWEAR NOT KNIT	886	14 702	5 123				
843 WOMENS OUTERWEAR NONKNIT	2 732	59 544	20 641				

7 IMPORTS AND EXPORTS (SPECIAL TRADE) BY COUNTRIES OF PRODUCTION AND CONSUMPTION AND BY GROUPS OF THE SITC-REV. II 1984

GROUP DESCRIPTION	DT * 100 KG	1 000 DM	1 000 \$	GROUP DESCRIPTION	DT * 100 KG	1 000 DM	1 000 \$
613 FUR SKINS TANNED, DRESSED	60	3 154	1 150	971 GOLD, NON MONETARY NES	40	103 312	36 136
621 MATERIALS OF RUBBER	179	464	161	972 GOLD COIN	22	84 624	29 359
625 RUBBER TYRES, TUBES	814	817	296				
628 RUBBER ARTICLES NES	927	4 767	1 673	EXPORTS	7 765 935	4 320 649	1 518 953
634 VENEERS, PLYWOOD, ETC	337 473	62 781	22 514	001 LIVE ANIMALS	684	1 518	531
635 WOOD MANUFACTURES NES	21 351	7 244	2 567	024 CHEESE AND CURD	9 610	7 199	2 517
641 PAPER AND PAPERBOARD	1 235 355	143 209	50 764	037 FISH ETC PREP'D PRSVD NES	3 980	2 013	699
642 ARTICLES OF PAPER ETC	1 277	1 239	440	048 CEREAL ETC PREPARATIONS	23 441	12 111	4 225
651 TEXTILE YARN AND THREAD	3 948	4 069	1 496	054 VEG ETC FRSH, SMPLY PRSVD	6 927	3 844	1 388
653 WOVN MAN-MADE FIB FABRIC	34	121	43	056 VEGTBLES ETC PRSVD, PREP'D	6 626	1 740	607
654 OTH WOVEN TEXTILE FABRIC	713	624	219	057 FRUIT, NUTS, FRESH, DRIED	329	445	155
656 LACE, RIBBONS, TULLE, ETC	32	250	89	058 FRUIT PRESERVED, PREPARED	25 796	8 184	2 889
657 SPECIAL TEXTILE ETC PROD	155	821	287	061 SUGAR AND HONEY	74 269	7 234	2 521
658 TEXTILE ARTICLES NES	300	923	187	062 SUGAR PREPS NON-COCOA	9 732	5 149	1 779
659 FLOOR COVERINGS ETC	480	556	206	071 COFFEE AND SUBSTITUTES	32 644	34 745	11 994
661 CEMENT ETC BUILDING PROD	17 987	1 233	434	072 COCOA	6 837	6 169	2 169
662 CLAY, REFRACTORY BLDG PRD	6 376	848	306	073 CHOCOLATE AND PRODUCTS	36 026	27 125	9 178
663 OTH NONMETAL MINERAL MFS	3 474	2 866	1 011	074 TEA AND MATE	406	497	176
664 GLASS	10 452	8 581	3 060	075 SPICES	639	834	285
665 GLASSWARE	556	126	46	081 FEEDING STUFF FOR ANIMLS	6 567	3 197	1 120
671 PIG IRON ETC	735 197	33 275	11 715	098 EDIBLE PRODCTS, PREPS NES	7 885	3 817	1 350
672 IRON, STL PRIMARY FORMS	136 783	9 526	3 174	111 NON-ALCOHL BEVERAGES NES	6 382	702	243
673 IRON AND STEEL SHAPES	6 602	1 211	416	112 ALCOHOLIC BEVERAGES	202 870	82 138	28 980
674 IRN, STL UNIV, PLATE, SHEET	68 016	5 422	1 951	211 HIDES, SKINS, UNDRESSED	218	162	57
675 IRON, STEEL HOOP, STRIP	164	201	66	212 FUR SKINS UNDRESSED	20	708	263
678 IRON, STL TUBES, PIPES, ETC	2 300	1 296	456	233 RUBBER, SYNTHETIC, RECLAIMD	4 304	1 647	581
679 IRN, STL CASTINGS UNWORKE	56	109	41	248 WOOD SHAPED	563	96	34
681 SILVER, PLATINUM, ETC	4	277	93	266 SYNTHETIC FIBRE TO SPIN	31 016	16 205	5 650
682 COPPER, EXC CEMENT COPPER	283 144	113 997	40 404	278 OTHER CRUDE MINERALS	3 062	225	78
683 NICKEL	41 058	58 770	20 464	287 BASE METAL DRES, CONC NES	1 855 577	80 020	28 204
684 ALUMINIUM				291 CRUDE ANIMAL MTRIALS NES	146	1 208	427
685 LEAD	14 119	1 918	673	292 CRUDE VEG MATERIALS NES	2 024	3 354	1 198
686 ZINC	79 045	22 379	8 048	323 BRIQUETS, COKE, SEMI-COKE	420 018	8 563	2 982
688 URANIUM, THORIUM, ALLOYS	11	141	47	334 PETROLEUM PRODUCTS, REFIN	12 772	2 902	1 008
689 NON-FER BASE METALS NES	2 388	14 418	5 001	335 RESIDUAL PETRLM PROD NES	124 334	8 222	2 875
691 STRUCTURES AND PARTS NES	5 841	2 925	1 054	361 PROCESD ANML VEG OIL, ETC	1 026	258	91
692 METAL TANKS, BOXES, ETC	98	102	36	511 HYDROCARBONS NES, DERIVS	48 119	9 540	3 335
694 STL, COPPR NAILS, NUTS, ETC	159	574	202	512 ALCOHOLS, PHENOLS, ETC	47 200	10 895	3 799
695 TOOLS	914	3 186	1 115	513 ORGANIC ACIDS, ETC	49 496	89 025	30 956
697 BASE MTL HOUSEHOLD EQUIP	84	144	51	514 NITROGEN-FUNCTN COMPOUNDS	17 003	13 500	4 846
699 OTHER METAL MANUFACTURES	3 673	6 280	2 215	515 ORG-INORG COMPOUNDS ETC	14 240	21 144	7 525
713 INTRNL COMBUS PISTN ENGN	471	1 152	411	516 OTHER ORGANIC CHEMICALS	22 151	6 013	2 097
714 ENGINES & MOTORS NES	205	25 377	9 037	522 INORG ELEMNTS, OXIDES, ETC	389 161	23 743	8 350
716 ROTATING ELECTRIC PLANT	1 915	4 956	1 774	523 OTHR INORGANIC CHEMICALS	124 022	17 621	6 219
721 AGRIC MACHY, EXC TRACTORS	121	218	81	531 SYNT DYE, NAT INDOGO, LAKES	27 012	68 344	24 173
722 TRACTORS NON-ROAD	226	390	135	532 DYES NES, TANNING PRODS	8 344	2 218	792
723 CIVIL ENGINEERG EQUIP ETC	742	939	325	533 PIGMENTS, PAINTS ETC	41 557	19 092	6 761
724 TEXTILE, LEATHER MACHNRY	201	560	200	541 MEDICINAL ETC PRODUCTS	9 018	61 510	21 583
725 PAPER ETC MILL MACHINERY	357	2 633	934	551 ESSENTIAL OIL, PERFUME, ETC	505	792	281
726 PRINTG, BKBINDG MACHY, PTS	195	1 572	507	553 PERFUMERY, COSMETICS, ETC	7 170	14 387	5 055
728 OTH MACHY FOR SPCL INDUS	4 731	15 297	5 466	554 SOAPS, CLEANING ETC PREPS	12 680	6 426	2 263
736 MACHINE TOOLS FOR METAL	733	1 828	674	562 FERTILIZERS MANUFACTURED	5 777	295	103
737 METALWORKING MACHNRY NES	1 196	682	241	572 EXPLOSIVES, PYROTECH PROD	265	695	245
741 HEATING, COOLING EQUIPMNT	93	347	123	582 PROD OF CONDENSATION ETC	60 628	38 641	13 581
742 PUMPS FOR LIQUIDS ETC	1 495	4 810	1 705	583 PROD OF POLYMERIZING ETC	101 100	41 383	14 475
743 PUMPS NES, CENTRIFUGES ETC	1 127	2 236	782	584 CELLULOSE DERIVATIVES ETC	8 285	10 004	3 490
744 MECHANICAL HANDLING EQU	1 091	1 215	436	585 PLASTIC MATERIALS NES	12 112	6 205	2 163
745 NONELEC MACHY, TOOLS NES	666	2 706	942	591 PESTICIDES, DISINFECTANTS	18 346	12 870	4 556
749 NONELEC MACH PTS, ACC NES	3 389	21 429	7 557	592 STARCH, INULIN GLUTEN, ETC	10 988	5 605	1 965
751 OFFICE MACHINES	552	7 312	2 562	598 MISC CHEMICAL PRODS NES	76 432	37 698	13 333
752 AUTOMATIC DATA PROC EQUIP	963	19 142	6 699	605 INDUSTRIAL PLANT, CHAP 73	76	152	50
759 OFFICE & ADP MCH PTS, ACC	2 426	38 431	13 708	611 LEATHER	1 727	4 756	1 684
761 TELEVISION RECEIVERS	34	1 087	380	612 LEATHER ETC MANUFACTURES	686	1 954	698
762 RADIO BROADCAST RECEIVRS	2 147	17 741	6 281	613 FUR SKINS TANNED, DRESSED	64	2 739	987
763 SOUND RECORDERS, PHONOGRPH	7	371	131	621 MATERIALS OF RUBBER	8 767	5 672	2 018
764 TELECOM EQPT, PTS, ACC NES	706	46 702	16 455	625 RUBBER TYRES, TUBES	20 782	15 475	5 405
771 ELECTRIC POWER MACHY NES	866	3 541	1 243	628 RUBBER ARTICLES NES	1 813	4 465	1 581
772 SWITCHGEAR ETC & PTS NES	978	5 356	1 903	633 CORK MANUFACTURES	195	583	206
773 ELECTR DISTRIBUTING MACH	1 002	3 132	1 113	634 VENEERS, PLYWOOD, ETC	5 228	1 896	655
774 ELECTRO-MEDCL, XRAY EQUIP	33	471	169	635 WOOD MANUFACTURES NES	3 595	2 136	733
775 HOUSEHOLD TYPE EQUIP NES	192	537	186	641 PAPER AND PAPERBOARD	174 162	43 948	15 392
776 TRANSISTORS, VALVES, ETC	39	9 076	3 175	642 ARTICLES OF PAPER ETC	5 005	6 896	2 441
778 ELECTRICAL MACHINERY NES	14 800	19 510	6 852	651 TEXTILE YARN AND THREAD	20 444	33 114	11 591
781 PASS MOTOR VEH EXC BUSES	398	777	121	652 COTTON FABRICS, WOVEN	6 146	17 164	6 097
782 LORRIES, SPCL MTR VEH NES	116	365	228	653 WOVN MAN-MADE FIB FABRIC	7 857	25 537	8 959
784 MOTOR VEHCL PTS, ACC NES	10 053	6 503	2 228	654 OTH WOVEN TEXTILE FABRIC	1 561	9 847	3 476
786 VEH NES NONMOTR, TRAILERS	346	115	41	655 KNIT ETC FABRICS	1 374	5 619	1 967
792 AIRCRAFT	186	46 756	16 538	656 LACE, RIBBONS, TULLE, ETC	461	3 410	1 207
793 SHIPS AND BOATS	60	382	136	657 SPECIAL TEXTILE ETC PROD	12 739	15 325	5 443
821 FURNITURE	1 071	1 396	496	658 TEXTILE ARTICLES NES	1 655	4 968	1 745
831 TRAVEL GOODS, HANDBAGS	91	442	155	659 FLOOR COVERINGS ETC	1 501	2 425	862
843 WOMENS OUTERWEAR NONKNIT	13	130	46	661 CEMENT ETC BUILDING PROD	11 261	2 354	831
845 OUTERWEAR KNIT NONELASTC	17	110	35	662 CLAY, REFRACTORY BLDG PRD	125 273	16 810	5 944
846 UNDERWEAR KNITTED	13	182	64	663 OTH NONMETAL MINERAL MFS	12 346	9 880	3 453
847 TXTL CLTHNG ACCESSRY NES	128	470	171	664 GLASS	71 703	11 913	4 159
848 HEADGEAR, NONTXL CLTHNG	79	4 586	1 596	665 GLASSWARE	17 434	17 129	6 024
851 FOOTWEAR	668	3 780	1 324	666 POTTERY	7 443	15 761	5 573
871 OPTICAL INSTRUMENTS	100	2 431	861	667 PEARL, PREC., SEMI-P STONE	3	4 299	1 510
872 MEDICAL INSTRUMENTS NES	461	4 490	1 577	671 PIG IRON ETC	100 855	13 465	4 699
874 MEASURING, CONTROLLING INSTR	357	11 994	4 290	672 IRON, STL PRIMARY FORMS	645 482	50 005	17 367
881 PHOTO APPAR & EQUIP NES	47	7 383	2 548	673 IRON AND STEEL SHAPES	329 305	44 113	15 506
882 PHOTO, CINEMA SUPPLIES	5	100	32	674 IRN STL UNIV, PLATE, SHEET	273 242	47 538	16 450
884 OPTICAL GOODS NES	62	7 545	2 630	675 IRON, STEEL HOOP, STRIP	36 706	11 976	4 209
885 WATCHES AND CLOCKS	42	146	54	676 RAILWAY RAILS ETC IRN, STL	13 348	4 614	1 656
892 PRINTED MATTER	546	1 442	1 268	677 IRN STL WIRE EXCL W ROD	32 626	7 984	2 817
893 ARTICLES OF PLASTIC NES	1 544	3 537	929	678 IRON, STL TUBES, PIPES, ETC	303 347	65 409	23 122
894 TOYS, SPORTING GOODS, ETC	1 602	2 678	33	679 IRN, STL CASTINGS UNWORKE	3 849	3 316	1 158
895 OFFICE SUPPLIES NES	13	91	972	681 SILVER, PLATINUM, ETC	18	3 395	1 222
896 WORKS OF ART ETC	34	2 746	64	682 COPPER EXC CEMENT COPPER	25 606	24 056	8 463
897 GOLD, SILVER WARE, JEWELRY	2	181	673	683 NICKEL	2 573	5 845	2 054
898 MUSICAL INSTRUMENTS, PTS	269	1 907	2 614	684 ALUMINIUM	277 116	146 770	51 581
899 OTHER MANUFACTURED GOODS	402	7 578	471	686 ZINC	25 781	7 449	2 752
941 ZOO ANIMALS, PETS	689	1 321	116	688 URANIUM THORIUM, ALLOYS	11	133	48
951 WAR FIREARMS, AMMUNITION	30	326	1 333	689 NON-FER BASE METALS NES	111	225	78
961 COIN NONGOLD, NONCURRENT	42	3 656					

7 IMPORTS AND EXPORTS (SPECIAL TRADE) BY COUNTRIES OF PRODUCTION AND CONSUMPTION AND BY GROUPS OF THE SITC-REV. II 1984

GROUP DESCRIPTION	DT = 100 KG	1 000 DM	1 000 \$	GROUP DESCRIPTION	DT = 100 KG	1 000 DM	1 000 \$
691 STRUCTURES AND PARTS NES	32 571	10 613	3 738	ST PIERRE			
692 METAL TANKS,BOXES,ETC	433	673	222				
693 WIRE PRODUCTS NON ELECTR	46 615	26 241	9 325	IMPORTS	287	314	103
694 STL COPPR NAILS,NUTS,ETC	4 645	3 786	1 349				
695 TOOLS	8 420	28 500	10 057	034 FISH FRESH,CHILLED,FROZN	214	92	31
696 CUTLERY	1 859	15 000	5 283	845 OUTERWEAR KNIT NONELASTC	68	211	70
697 BASE MTL HOUSEHOLD EQUIP	4 959	6 050	2 119				
699 OTHER METAL MANUFACTURES	57 804	46 669	16 528	EXPORTS	453	411	134
700 INDUSTRIAL PLANT,CHAP 84	5 375	9 581	3 441				
703 INDUSTRIAL PLANT,CHAP 85	380	4 402	1 542	MEXICO			
711 STEAM BOILERS & AUX PLNT	1 970	1 314	476				
712 STEAM ENGINES,TURBINES	2 693	2 852	963	IMPORTS	3 055 202	731 925	258 832
713 INTRNL COMBUS PISTN ENGN	15 424	49 406	17 353				
714 ENGINES & MOTORS NES	130	7 793	2 615	054 VEG ETC FRSH,SMPLY PRSVD	40 378	6 061	2 208
716 ROTATING ELECTRIC PLANT	7 234	17 289	6 112	056 VEGETABLES ETC PRSVD,PREPD	10 301	5 057	1 820
718 OTH POWER GENERATG MACHY	3 159	5 393	1 919	057 FRUIT,NUTS,FRESH,DRIED	7 909	2 675	933
721 AGRIC MACHY,EXC TRACTORS	9 691	10 158	3 619	058 FRUIT PRESERVED,PREPARED	1 135	348	124
722 TRACTORS NON-ROAD	7 730	10 372	3 650	061 SUGAR AND HONEY	214 593	49 166	17 425
723 CIVIL ENGINEER EQUIP ETC	75 308	81 308	29 037	062 SUGAR PREPS NON-COCOA	498	284	98
724 TEXTILE,LEATHER MACHNRY	16 483	64 015	22 873	071 COFFEE AND SUBSTITUTES	29 854	22 827	7 948
725 PAPER ETC MILL MACHINERY	8 655	24 730	8 564	072 COCOA	19 684	17 690	6 313
726 PRINTG,BKBDNG MACHY,PTS	16 266	66 977	23 082	075 SPICES	2 560	1 411	497
727 FOOD MACHRY NON-DOMESTIC	6 654	25 380	9 061	081 FEEDING STUFF FOR ANIMLS	34 270	1 323	479
728 OTH MACHY FOR SPCL INDUS	45 431	120 281	41 760	098 EDIBLE PRODUCTS,PREPS NES	352	98	35
736 MACHINE TOOLS FOR METAL	31 575	64 858	22 838	112 ALCOHOLIC BEVERAGES	3 346	1 222	426
737 METALWORKING MACHNRY NES	27 093	24 025	8 528	121 TOBACCO UNMNFCTRD,REFUSE	13 912	18 959	6 664
741 HEATING,COOLING EQUIPMNT	22 483	44 112	15 323	212 FUR SKINS UNDRESSED	14	407	155
742 PUMPS FOR LIQUIDS ETC	3 311	14 441	5 019	222 SEEDS FOR SOFT FIXED OIL	17 339	5 288	1 898
743 PUMPS NES,CENTRIFUGES ETC	11 075	27 248	9 519	233 RUBBER,SYNTHIC,RECLAIMD	49 954	12 003	4 253
744 MECHANICAL HANDLING EQU	21 465	31 716	11 043	247 OTH WOOD ROUGH,SQUARED	2 326	416	144
745 NONELEC MACHY,TOOLS NES	14 189	80 286	28 363	248 WOOD SHAPED	1 623	793	277
749 NONELEC MACH PTS,ACC NES	44 709	110 756	39 014	251 PULP AND WASTE PAPER	1 185	326	125
751 OFFICE MACHINES	3 209	20 788	7 316	263 COTTON	43 940	20 917	7 392
752 AUTOMATIC DATA PROC EQUIP	717	12 559	4 438	266 SYNTHETIC FIBRE TO SPIN	574	204	72
759 OFFICE & ADP MCH PTS,ACC	858	15 361	5 423	278 OTHER CRUDE MINERALS	265 230	6 326	2 256
761 TELEVISION RECEIVERS	95	400	133	282 IRON AND STEEL SCRAP	1 580	291	95
762 RADIO BROADCAST RECEIVRS	65	937	337	287 BASE METAL ORES,CONC NES	1 650 515	165 186	59 096
763 SOUND RECORDRS,PHONOGRPH	1 614	5 548	1 928	288 NONFERR METAL SCRAP NES	722	2 447	864
764 TELECOM EQPT,PTS,ACC NES	1 478	18 975	6 753	289 PREC METAL ORE,WASTE NES	149	12 569	4 595
771 ELECTRICAL POWER MACHY NES	4 356	14 163	5 062	291 CRUDE ANIMAL MTRIALS NES	402	93	34
772 SWITCHGEAR ETC & PTS NES	7 230	39 496	13 895	292 CRUDE VEG MATERIALS NES	7 413	8 159	2 898
773 ELECTR DISTRIBUTING MACH	809	1 637	571	333 CRUDE PETROLEUM	23 616	1 299	430
774 ELECTRO-MEDCL,XRAY EQUIP	2 153	35 275	12 424	431 PROCESD ANML VEG OIL,ETC	2 144	1 916	669
775 HOUSEHOLD TYPE EQUIP NES	11 601	33 234	11 664	512 ALCOHOLS,PHENOLS,ETC	666	108	41
776 TRANSISTORS,VALVES,ETC	106	19 330	6 897	513 ORGANIC ACIDS,ETC	18 342	4 751	1 646
778 ELECTRICAL MACHINERY NES	17 321	58 259	20 558	514 NITROGEN-FUNCT COMPOUNDS	250	221	77
781 PASS MOTOR VEH EXC BUSES	336 106	795 389	279 696	515 ORG-INORG COMPOUNDS ETC	157	590	206
782 LORRIES,SPCL MTR VEH NES	7 947	10 992	3 770	516 OTHER ORGANIC CHEMICALS	3 330	833	305
783 ROAD MOTOR VEHICLES NES	205	208	68	522 INORG ELEMNTS,OXIDES,ETC	8 303	1 043	367
784 MOTOR VEHCL PTS,ACC NES	51 831	104 880	36 612	532 DYES NES,TANNING PRODS	1 000	987	348
785 MOTOR & OTHER CYCLES ETC	2 399	5 817	2 018	541 MEDICINAL ETC PRODUCTS	523	20 691	7 216
786 VEH NES NONMOTR,TRAILERS	2 241	1 823	642	551 ESSENTIAL OIL,PERFUME,ETC	260	987	357
791 RAILWAY VEHICLES	6 653	16 132	5 682	583 PROD OF POLYMERIZING ETC	43 655	10 152	3 600
792 AIRCRAFT	58	2 831	1 007	584 CELLULOSE DERIVATIVES ETC	3 813	2 024	745
793 SHIPS AND BOATS	991	2 868	1 071	585 PLASTIC MATERIALS NES		205	71
812 PLUMB,HEATNG,LGHTNG EQU	3 387	6 217	2 178	598 MISC CHEMICAL PRODS NES	13 605	2 031	736
821 FURNITURE	21 402	19 613	6 922	612 LEATHER ETC MANUFACTURES	93	269	96
831 TRAVEL GOODS,HANDBAGS	310	1 613	567	628 RUBBER ARTICLES NES	13	89	32
842 MENS OUTERWEAR NOT KNIT	377	5 155	1 811	651 TEXTILE YARN AND THREAD	15 232	7 959	2 801
843 WOMENS OUTERWEAR NONKNIT	2 246	32 458	11 427	652 COTTON FABRICS,WOVEN	316	370	127
844 UNDERWEAR NOT KNIT	33	549	193	657 SPECIAL TEXTILE ETC PROD	14 438	2 934	1 094
845 UNDERWEAR KNIT NONELASTC	825	12 282	4 330	659 FLOOR COVERINGS ETC	2 680	1 000	357
846 UNDERWEAR KNITTED	190	2 382	833	661 CEMENT ETC BUILDING PROD	562	292	102
847 TXTL CLTHNG ACCESSRYS NES	821	6 236	2 175	664 GLASS	53 012	25 972	9 109
848 HEADGEAR,NONTXTL CLOTHNG	387	13 226	4 766	665 GLASSWARE	4 832	2 159	774
851 FOOTWEAR	3 454	15 557	5 519	666 POTTERY	564	810	286
871 OPTICAL INSTRUMENTS	357	12 966	4 617	672 IRON,STL PRIMARY FORMS	57 921	4 940	1 628
872 MEDICAL INSTRUMENTS NES	816	18 889	6 665	674 IRN,STL UNIV,PLATE,SHEET	94 747	7 411	2 427
873 METERS & COUNTERS NES	298	3 086	1 079	681 SILVER,PLATINUM,ETC	65	5 180	1 810
874 MEASURN,CONTROLNG INSTR	3 853	56 006	19 779	682 COPPER EXC CEMENT COPPER	15 111	16 962	6 167
881 PHOTO APPAR & EQUIPT NES	1 596	20 776	7 331	684 ALUMINIUM	280	206	75
882 PHOTO,CINEMA SUPPLIES	3 049	10 323	3 571	685 LEAD	25 312	12 095	4 048
883 DEVELOPED CINEMA FILM	8	158	54	686 ZINC	7 072	1 836	663
884 OPTICAL GOODS NES	301	19 130	6 726	687 TIN	180	681	228
885 WATCHES AND CLOCKS	2 737	16 119	5 602	689 NON-FER BASE METALS NES	1 339	670	229
892 PRINTED MATTER	18 157	19 217	6 814	695 TOOLS	15	91	31
893 ARTICLES OF PLASTIC NES	21 294	29 245	10 272	697 BASE MTL HOUSEHOLD EQUIP	58	169	57
894 TOYS,SPORTING GOODS,ETC	10 289	20 719	7 362	699 OTHER METAL MANUFACTURES	6 391	1 943	687
895 OFFICE SUPPLIES NES	2 516	10 538	3 726	713 INTRNL COMBUS PISTN ENGN	57 852	67 043	23 323
896 WORKS OF ART ETC	81	4 595	1 595	716 ROTATING ELECTRIC PLANT	438	1 581	547
897 GOLD,SILVER WARE,JEWELRY	98	4 504	1 579	724 TEXTILE,LEATHER MACHNRY	415	327	114
898 MUSICAL INSTRUMENTS,PTS	7 881	35 898	12 548	736 MACHINE TOOLS FOR METAL	9	94	31
899 OTHER MANUFACTURED GOODS	3 669	12 219	4 279	742 PUMPS FOR LIQUIDS ETC	147	833	302
941 ZOO ANIMALS,PETS	6	436	148	745 NONELEC MACH PTS,ACC NES	236	580	204
951 WAR FIREARMS,AMMUNITION	53	923	324	751 OFFICE MACHINES	2 033	7 615	2 707
971 GOLD,NON MONETARY NES	49	14 421	4 948	759 OFFICE & ADP MCH PTS,ACC	29	829	286
972 GOLD COIN		305	107	764 TELECOM EQPT,PTS,ACC NES	37	811	307
				771 ELECTRIC POWER MACHY NES	3	430	148
				772 SWITCHGEAR ETC & PTS NES	329	4 346	1 537
				776 TRANSISTORS,VALVES,ETC	139	9 895	3 398
				778 ELECTRICAL MACHINERY NES	264	1 423	498
				781 PASS MOTOR VEH EXC BUSES	105 847	87 387	31 228
				784 MOTOR VEHCL PTS,ACC NES	35 052	17 743	6 142
				812 PLUMB,HEATING,LGHTNG EQU	223	187	65
				842 MENS OUTERWEAR NOT KNIT	915	1 927	690
				848 HEADGEAR,NONTXTL CLOTHNG	168	428	146
				851 FOOTWEAR	417	1 301	446
				871 OPTICAL INSTRUMENTS	61	81	31
				874 MEASURN,CONTROLNG INSTR	55	402	141
				894 TOYS,SPORTING GOODS,ETC	1 848	2 275	787
				895 OFFICE SUPPLIES NES	7	188	64
				897 GOLD,SILVER WARE,JEWELRY	195	963	338
				898 MUSICAL INSTRUMENTS,PTS	103	300	111
				899 OTHER MANUFACTURED GOODS	345	539	190
				971 GOLD,NON MONETARY NES	125	46	46
GREENLAND							
IMPORTS	736 598	62 077	21 026				
034 FISH FRESH,CHILLED,FROZN	1 319	519	181				
035 FISH SALTED,DRIED,SMOKED	487	349	125				
036 SHELL FISH FRESH,FROZEN	546	449	150				
037 FISH ETC PREPD PRSVD NES	311	503	177				
278 OTHER CRUDE MINERALS	16 865	2 209	783				
287 BASE METAL ORES,CONC NES	716 892	57 960	19 580				
EXPORTS	1 004	876	277				
728 OTH MACHY FOR SPCL INDUS	107	262	87				
851 FOOTWEAR	16	125	44				
874 MEASURN,CONTROLNG INSTR	2	96	35				

7 IMPORTS AND EXPORTS (SPECIAL TRADE) BY COUNTRIES OF PRODUCTION AND CONSUMPTION AND BY GROUPS OF THE SITC-REV. II 1984

GROUP DESCRIPTION	DT * 100 KG	1 000 DM	1 000 \$	GROUP DESCRIPTION	DT * 100 KG	1 000 DM	1 000 \$
972 GOLD COIN		731	264	751 OFFICE MACHINES	442	3 722	1 286
EXPORTS	3 209 585	1 815 346	638 540	752 AUTOMATIC DATA PROC EQUIP	241	4 866	1 685
001 LIVE ANIMALS	84	837	300	759 OFFICE & ADP MCH PTS, ACC	100	960	327
061 SUGAR AND HONEY	1 174	214	76	763 SOUND RECORDERS, PHONOGRPH	6	94	30
081 FEEDING STUFF FOR ANIMLS	672	2 257	798	764 TELECOM EQPT, PTS, ACC NES	740	38 423	13 441
112 ALCOHOLIC BEVERAGES	626	192	62	771 ELECTRIC POWER MACHY NES	1 194	2 093	757
233 RUBBER, SYNTHETIC, RECLAIMD	10 192	5 354	1 856	772 SWITCHGEAR ETC & PTS NES	11 388	43 313	14 996
251 PULP AND WASTE PAPER	3 367	791	275	773 ELECTR DISTRIBUTING MACH	824	1 792	647
266 SYNTHETIC FIBRE TO SPIN	857	616	218	774 ELECTRO-MEDCL, XRAY EQUIP	205	9 412	3 336
274 SULPHUR ETC	1 140	196	68	775 HOUSEHOLD TYPE EQUIP NES	78	472	168
278 OTHER CRUDE MINERALS	1 783	438	145	776 TRANSISTORS, VALVES, ETC	17	2 116	736
287 BASE METAL ORES, CONC NES	6 944	533	190	778 ELECTRICAL MACHINERY NES	2 967	10 069	3 528
291 CRUDE ANIMAL MTRIALS NES	338	834	284	781 PASS MOTOR VEH EXC BUSES	4 907	20 056	7 142
292 CRUDE VEG MATERIALS NES	6 662	4 610	1 612	784 MOTOR VEHCL PTS, ACC NES	573 793	589 780	207 859
334 PETROLEUM PRODUCTS, REFIN	191	280	95	786 VEH NES NONMOTR, TRAILERS	2 000	1 508	567
335 RESIDUAL PETRLM PROD NES	6 878	1 449	516	791 RAILWAY VEHICLES	3 674	2 563	938
411 ANIMAL OILS AND FATS	213	510	193	801 INDUSTRIAL PLANT, CHAP 90	567	25 490	8 958
431 PROCESD ANML VEG OIL, ETC	453	259	95	812 PLUMBNG, HEATNG, LGHTNG EQU	71	475	163
511 HYDROCARBONS NES, DERIVS	8 940	3 165	1 084	821 FURNITURE	125	193	64
512 ALCOHOLS, PHENOLS, ETC	33 166	9 931	3 575	848 HEADGEAR, NONTXLT CLOTHNG	5	190	66
513 ORGANIC ACIDS, ETC	17 896	11 379	4 012	871 OPTICAL INSTRUMENTS	222	3 416	1 198
514 NITROGEN-FUNCTN COMPOUNDS	26 813	46 583	16 508	872 MEDICAL INSTRUMENTS NES	273	7 946	2 837
515 ORG-INORG COMPOUNDS ETC	35 799	60 903	21 456	873 METERS & COUNTERS NES	51	682	236
516 OTHER ORGANIC CHEMICALS	17 181	10 353	3 654	874 MEASURING, CONTROLLNG INSTR	1 158	29 049	9 988
522 INORG ELEMNTS, OXIDES, ETC	32 318	12 893	4 542	881 PHOTO APPAR & EQUIPT NES	282	2 540	867
523 OTHR INORGANIC CHEMICALS	37 868	10 524	3 740	882 PHOTO, CINEMA SUPPLIES	2 127	6 594	2 275
531 SYNT DYE, NAT INDOG, LAKES	1 916	10 670	3 754	884 OPTICAL GOODS NES	8	1 694	592
532 DYES NES, TANNING PRODS	193	494	174	885 WATCHES AND CLOCKS	99	1 818	626
533 PIGMENTS, PAINTS, ETC	1 222	2 047	716	892 PRINTED MATTER	919	1 398	490
541 MEDICINAL ETC PRODUCTS	8 407	41 315	14 684	893 ARTICLES OF PLASTIC NES	502	2 323	822
551 ESSENTL OIL, PERFUME, ETC	153	706	246	894 TOYS, SPORTING GOODS, ETC	212	443	155
554 SOAPS, CLEANING ETC PREPS	2 336	1 699	604	895 OFFICE SUPPLIES NES	391	3 649	1 271
582 PROD OF CONDENSATION ETC	13 492	10 055	3 517	896 WORKS OF ART ETC	15	4 260	1 374
583 PROD OF POLYMERIZING ETC	13 104	8 215	2 874	897 GOLD, SILVER WARE, JEWELRY	17	8 071	2 865
584 CELLULOSE DERIVATIVES ETC	3 059	2 423	848	898 MUSICAL INSTRUMENTS, PTS	539	2 365	811
585 PLASTIC MATERIALS NES	1 329	1 017	364	899 OTHER MANUFACTURED GOODS	60	1 697	581
591 PESTICIDES, DISINFECTANTS	1 917	7 264	2 545	971 GOLD, NON MONETARY NES	3	281	100
592 STARCH, INULIN, GLUTEN, ETC	9 485	6 874	2 442	BERMUDA			
598 MISC CHEMICAL PRODS NES	20 593	18 065	6 376	IMPORTS	617	635	221
605 INDUSTRIAL PLANT, CHAP 73	206	615	228	112 ALCOHOLIC BEVERAGES	326	303	107
607 INDUSTRIAL PLANT, CHAP 82	95	5 767	2 081	541 MEDICINAL ETC PRODUCTS	5	151	53
611 LEATHER	18	183	59	EXPORTS	20 985	11 867	4 184
621 MATERIALS OF RUBBER	721	1 902	682	112 ALCOHOLIC BEVERAGES	17 450	2 909	1 025
625 RUBBER TYRES, TUBES	5 792	3 556	1 259	553 PERFUMERY, COSMETICS, ETC	141	127	46
628 RUBBER ARTICLES NES	331	1 221	430	613 FUR SKINS TANNED, DRESSED	2	256	97
634 VENEERS, PLYWOOD, ETC	314	232	81	641 PAPER AND PAPERBOARD	251	122	43
635 WOOD MANUFACTURES NES	464	197	69	665 GLASSWARE	189	359	127
641 PAPER AND PAPERBOARD	2 885	2 038	725	666 POTTERY	185	1 072	389
642 ARTICLES OF PAPER ETC	704	1 363	480	696 CUTLERY	12	152	52
651 TEXTILE YARN AND THREAD	1 572	2 730	937	697 713 INTRNL COMBUS PISTN ENGN	111	702	34
653 WOVN MAN-MADE FIB FABRIC	72	436	154	723 CIVIL ENGINEERG EQUIP ETC	80	115	38
654 OTH WOVEN TEXTILE FABRIC	15	152	53	726 PRINTG, BKBINDG MACHY, PTS	99	487	170
657 SPECIAL TEXTILE ETC PROD	414	1 979	697	781 PASS MOTOR VEH EXC BUSES	973	1 971	704
661 CEMENT ETC BUILDING PROD	3 658	425	154	784 MOTOR VEHCL PTS, ACC NES	91	286	101
662 CLAY, REFRACTORY BLDG PRD	11 014	4 555	1 621	821 FURNITURE	54	100	35
663 OTH NONMETAL MINERAL MFS	5 321	5 116	1 774	843 WOMENS OUTERWEAR NONKNIT	1	160	58
664 GLASS	788	1 427	501	845 OUTERWEAR KNIT NONELASTC	1	118	40
665 GLASSWARE	1 027	1 249	440	885 WATCHES AND CLOCKS	31	277	101
666 POTTERY	7	158	54	894 TOYS, SPORTING GOODS, ETC	39	94	35
671 PIG IRON ETC	1 298	534	188	897 GOLD, SILVER WARE, JEWELRY	1 782	635	635
672 IRON, STL PRIMARY FORMS	697 907	49 303	17 333	GUATEMALA			
673 IRON AND STEEL SHAPES	25 552	4 239	1 509	IMPORTS	208 975	110 739	39 117
674 IRN, STL UNIV, PLATE, SHEET	666 924	71 801	25 257	057 FRUIT, NUTS, FRESH, DRIED	37 294	4 165	1 487
675 IRON, STEEL HOOP, STRIP	114 259	17 289	6 014	061 SUGAR AND HONEY	17 204	5 029	1 786
676 RAILWAY RAILS ETC IRN, STL	19 984	2 242	816	071 COFFEE AND SUBSTITUTES	69 726	61 302	21 406
677 IRN, STL WIRE EXCL W ROD	8 120	3 683	1 311	072 COCOA	676	450	163
678 IRON, STL TUBES, PIPES, ETC	524 024	69 966	25 062	075 SPICES	774	2 368	831
679 IRN, STL CASTINGS UNWOKRE	3 017	1 671	573	121 TOBACCO UNMNFCTRD, REFUSE	1 312	1 762	631
681 SILVER, PLATINUM, ETC	3	876	315	222 SEEDS FOR SOFT/FIXED OIL	11 008	3 221	1 185
682 COPPER EXC CEMENT COPPER	602	1 133	407	223 SEEDS FOR OTH FIXED OILS	836	261	95
683 NICKEL	1 125	3 545	1 259	263 COTTON	53 893	19 743	7 149
684 ALUMINIUM	1 267	1 690	587	292 CRUDE VEG MATERIALS NES	8 846	7 510	2 661
691 STRUCTURES AND PARTS NES	2 127	4 358	1 444	551 ESSENTL OIL, PERFUME, ETC	5	130	48
692 METAL TANKS, BOXES, ETC	18	145	48	651 TEXTILE YARN AND THREAD	699	537	192
693 WIRE PRODUCTS NON ELECTR	1 057	1 133	404	652 COTTON FABRICS, WOVEN	29	103	33
694 STL, COPPR NAILS, NUTS, ETC	381	1 201	411	843 WOMENS OUTERWEAR NONKNIT	55	555	192
695 TOOLS	9 042	17 042	5 998	941 ZOO ANIMALS, PETS	7	189	63
696 CUTLERY	75	805	280	EXPORTS	485 747	167 634	58 823
699 OTHER METAL MANUFACTURES	3 384	6 703	2 351	048 CEREAL ETC PREPARATIONS	70	133	47
700 INDUSTRIAL PLANT, CHAP 84	769	9 025	3 184	056 VEGETBLES ETC PRSVD, PREPD	203	204	73
703 INDUSTRIAL PLANT, CHAP 85	58	614	213	061 SUGAR AND HONEY	761	164	59
711 STEAM BOILERS & AUX PLNT	796	2 584	937	081 FEEDING STUFF FOR ANIMLS	1 443	725	251
712 STEAM ENGINES, TURBINES	3 085	20 013	7 136	112 ALCOHOLIC BEVERAGES	241	91	31
713 INTRNL COMBUS PISTN ENGN	11 055	13 257	4 814	233 RUBBER, SYNTHETIC, RECLAIMD	2 120	1 042	362
714 ENGINES & MOTORS NES	71	1 282	481	278 OTHER CRUDE MINERALS	447	104	34
716 ROTATING ELECTRIC PLANT	551	2 442	862	292 CRUDE VEG MATERIALS NES	136	329	119
718 OTH POWER GENERATG MACHY	208	1 388	496	334 PETROLEUM PRODUCTS, REFIN	1 224	391	135
721 AGRIC MACHY, EXC TRACTORS	10 306	11 954	4 041	335 RESIDUAL PETRLM PROD NES	49 611	6 813	2 455
722 TRACTORS NON-ROAD	72	173	56	431 PROCESD ANML VEG OIL, ETC	387	152	55
723 CIVIL ENGINEERG EQUIP ETC	8 046	13 062	4 461	532 511 HYDROCARBONS NES, DERIVS	1 031	428	148
724 TEXTILE, LEATHER MACHNRY	8 987	41 700	14 416	512 ALCOHOLS, PHENOLS, ETC	1 529	753	261
725 PAPER ETC MILL MACHINERY	2 152	4 206	1 475	513 ORGANIC ACIDS, ETC	3 011	1 270	440
726 PRINTG, BKBINDG MACHY, PTS	4 667	25 121	8 820	514 NITROGEN-FUNCTN COMPOUNDS	3 534	5 608	1 916
727 FOOD MACHRY NON-DOMESTIC	496	2 896	991	529 515 ORG-INORG COMPOUNDS ETC	5 382	14 386	5 076
728 OTH MACHY FOR SPCL INDUS	11 766	40 276	14 023	516 OTHER ORGANIC CHEMICALS	1 373	2 178	780
736 MACHINE TOOLS FOR METAL	14 683	60 011	21 016				
737 METALWORKING MACHNRY NES	26 847	21 748	7 595				
741 HEATING, COOLING EQUIPMNT	3 623	16 575	5 932				
742 PUMPS FOR LIQUIDS ETC	491	4 206	1 475				
743 PUMPS NES CENTRIFUGES ETC	2 004	17 682	6 323				
744 MECHANICAL HANDLING EQU	8 706	13 076	4 535				
745 NONELEC MACHY, TOOLS NES	1 618	15 261	5 229				
749 NONELEC MACH PTS, ACC NES	29 486	37 487	13 232				

7 IMPORTS AND EXPORTS (SPECIAL TRADE) BY COUNTRIES OF PRODUCTION AND CONSUMPTION AND BY GROUPS OF THE SITC-REV. II 1984

GROUP DESCRIPTION	DT * 100 KG	1 000 DM	1 000 \$	GROUP DESCRIPTION	DT * 100 KG	1 000 DM	1 000 \$
522 INORG ELEMNTS,OXIDES,ETC	9 349	2 258	784	HONDURAS			
523 OTHR INORGANIC CHEMICALS	20 826	2 141	742				
531 SYNT DYE,NAT INDOG,LAKES	1 050	4 799	1 700	IMPORTS	988 827	139 859	49 187
532 DYES NES,TANNING PRODS	3 177	716	248				
533 PIGMENTS,PAINTS,ETC	1 798	1 320	454	057 FRUIT,NUTS,FRESH,DRIED	771 054	98 403	34 770
541 MEDICINAL ETC PRODUCTS	1 208	10 429	3 681	058 FRUIT PRESERVED,PREPARED	7 706	1 864	661
551 ESSENTL OIL,PERFUME,ETC	133	875	308	061 SUGAR AND HONEY	2 331	549	190
553 PERFUMERY,COSMETICS,ETC	121	203	74	071 COFFEE AND SUBSTITUTES	27 788	19 483	6 802
554 SOAPS,CLEANING ETC PREPS	4 726	1 866	660	075 SPICES	246	157	57
562 FERTILIZERS MANUFACTURED	259 363	8 555	3 073	121 TOBACCO UNMNFCTRD,REFUSE	1 046	1 468	511
562 PROD OF CONDENSATION ETC	2 814	1 688	580	122 TOBACCO MFRS	20	275	97
583 PROD OF POLYMERIZING ETC	16 036	5 733	2 030	222 SEEDS FOR'SOFT'FIXED OIL	1 587	501	172
584 CELLULOSE DERIVATIVES ETC	708	625	222	247 OTH WOOD ROUGH,SQUARED	1 524	338	118
591 PESTICIDES,DISINFECTANTS	16 441	15 022	5 201	248 WOOD SHAPED	6 997	977	346
592 STARCH,INULIN, GLUTEN,ETC	730	642	223	263 COTTON	3 096	718	260
598 MISC CHEMICAL PRODS NES	3 766	3 314	1 151	287 BASE METAL ORES,CONC NES	138 097	10 624	3 624
621 MATERIALS OF RUBBER	157	140	51	292 CRUDE VEG MATERIALS NES	662	676	234
625 RUBBER TYRES,TUBES	114	100	36	598 MISC CHEMICAL PRODS NES	26 483	3 417	1 203
628 RUBBER ARTICLES NES	167	565	199				
635 WOOD MANUFACTURES NES	49	97	34	EXPORTS	228 823	82 168	28 767
641 PAPER AND PAPERBOARD	2 345	710	256				
642 ARTICLES OF PAPER ETC	592	916	310	041 WHEAT ETC UNMILLED	57 384	3 040	992
651 TEXTILE YARN AND THREAD	392	532	189	046 WHEAT ETC MEAL OR FLOUR	1 500	78	30
657 SPECIAL TEXTILE ETC PROD	147	342	121	081 FEEDING STUFF FOR ANIMLS	106	84	31
662 CLAY,REFRACTORY BLDG PRD	2 272	932	121	233 RUBBER,SYNTHETIC,RECLAIMD	271	138	50
663 OTH NONMETAL MINERAL MFS	1 067	760	270	278 OTHER CRUDE MINERALS	2 194	86	30
665 GLASSWARE	517	358	122	334 PETROLEUM PRODUCTS,REFIN	487	196	69
666 POTTERY	124	117	40	335 RESIDUAL PETRLM PROD NES	7 158	1 313	444
673 IRON AND STEEL SHAPES	3 363	270	96	431 PROCESD ANML VEG OIL,ETC	512	124	44
674 IRN,STL UNIV,PLATE,SHEET	23 369	3 075	1 069	512 ALCOHOLS,PHENOLS,ETC	1 133	252	87
675 IRON,STEEL HOOP,STRIP	4 215	835	290	513 ORGANIC ACIDS,ETC	252	158	51
677 IRN,STL WIRE EXCL W ROD	2 546	316	114	514 NITROGEN-FUNCTN COMPOUNDS	42	104	37
682 COPPER EXC CEMENT COPPER	1 077	841	303	515 ORG-INORG COMPOUNDS ETC	272	218	73
683 NICKEL	31	87	32	516 OTHER ORGANIC CHEMICALS	143	218	70
684 ALUMINIUM	3 265	2 840	988	522 INORG ELEMNTS,OXIDES,ETC	4 654	693	249
685 LEAD	315	90	33	523 OTHR INORGANIC CHEMICALS	9 279	843	287
691 STRUCTURES AND PARTS NES	330	237	77	531 SYNT DYE,NAT INDOG,LAKES	469	1 904	668
692 METAL TANKS,BOXES,ETC	558	1 180	412	532 DYES NES,TANNING PRODS	2 294	851	299
693 WIRE PRODUCTS NON ELECTR	1 081	458	163	533 PIGMENTS,PAINTS,ETC	796	1 097	388
694 STL,COPPR NAILS,NUTS,ETC	186	181	63	541 MEDICINAL ETC PRODUCTS	927	5 679	1 989
695 TOOLS	558	1 146	401	551 ESSENTL OIL,PERFUME,ETC	197	627	220
696 CUTLERY	204	447	155	553 PERFUMERY,COSMETICS,ETC	105	184	66
697 BASE MTL HOUSEHOLD EQUIP	275	310	109	554 SOAPS,CLEANING ETC PREPS	1 028	550	195
699 OTHER METAL MANUFACTURES	699	818	290	562 FERTILIZERS MANUFACTURED	71 092	2 196	767
713 INTRNL COMBUS PISTN ENGN	248	691	241	582 PROD OF CONDENSATION ETC	100	140	48
716 ROTATING ELECTRIC PLANT	60	130	47	583 PROD OF POLYMERIZING ETC	8 794	2 520	892
718 OTH POWER GENERATG MACHY	12	176	57	584 CELLULOSE DERIVATIVES ETC	149	135	46
724 TEXTILE,LEATHER MACHNRY	808	3 343	1 197	591 PESTICIDES,DISINFECTANTS	4 185	4 314	1 506
725 PAPER ETC MILL MACHINERY	133	336	121	592 STARCH,INULIN, GLUTEN,ETC	76	96	34
726 PRINTG,BKBINDG MACHY,PTS	131	574	198	598 MISC CHEMICAL PRODS NES	2 200	1 539	547
727 FOOD MACHRY NON-DOMESTIC	116	629	216	625 RUBBER TYRES,TUBES	2 220	793	265
728 OTH MACHY FOR SPCL INDUS	554	1 562	541	628 RUBBER ARTICLES NES	86	220	78
736 MACHINE TOOLS FOR METAL	40	281	98	641 PAPER AND PAPERBOARD	129	98	34
741 HEATING,COOLING EQUIPMNT	232	1 240	417	642 ARTICLES OF PAPER ETC	292	456	160
742 PUMPS FOR LIQUIDS ETC	38	283	99	651 TEXTILE YARN AND THREAD	43	89	33
743 PUMPS NES,CENTRIFUGES ETC	67	253	84	661 CEMENT ETC BUILDING PROD	3 673	127	45
744 MECHANICAL HANDLING EQU	44	153	54	663 OTH NONMETAL MINERAL MFS	129	132	47
745 NONELEC MACHY,TOOLS NES	837	2 557	895	672 IRON,STL PRIMARY FORMS	1 798	156	50
749 NONELEC MACH PTS,ACC NES	107	628	217	673 IRON AND STEEL SHAPES	836	165	58
751 OFFICE MACHINES	26	118	40	674 IRN,STL UNIV,PLATE,SHEET	2 401	237	79
752 AUTOMTIC DATA PROC EQUIP	5	103	37	675 IRON,STEEL HOOP,STRIP	5 942	516	183
759 OFFICE & ADP MCH PTS,ACC	1	119	40	677 IRN,STL WIRE EXCL W ROD	4 840	602	214
764 TELECOM EQPT,PTS,ACC NES	152	1 734	609	681 SILVER,PLATINUM,ETC		147	53
771 ELECTRIC POWER MACHY NES	366	468	156	684 ALUMINIUM	418	357	117
772 SWITCHGEAR ETC & PTS NES	106	911	319	687 TIN	60	210	73
773 ELECTR DISTRIBUTING MACH	341	277	99	691 STRUCTURES AND PARTS NES	1 432	2 673	999
774 ELECTRO-MEDCL,XRAY EQUIP	231	4 144	1 442	692 METAL TANKS,BOXES,ETC	87	183	60
776 TRANSISTORS,VALVES,ETC		111	39	693 WIRE PRODUCTS NON ELECTR	601	203	71
778 ELECTRICAL MACHINERY NES	741	1 061	380	694 STL,COPPR NAILS,NUTS,ETC	322	188	67
781 PASS MOTOR VEH EXC BUSES	5 580	16 896	5 978	695 TOOLS	385	722	249
782 LORRIES,SPCL MTR VEH NES	2 367	3 392	1 241	696 CUTLERY	82	292	102
783 ROAD MOTOR VEHICLES NES	88	92	30	699 OTHER METAL MANUFACTURES	191	299	97
784 MOTOR VEHCL PTS,ACC NES	1 467	3 961	1 364	713 INTRNL COMBUS PISTN ENGN	111	468	156
785 MOTOR & OTHER CYCLES ETC	104	300	102	716 ROTATING ELECTRIC PLANT	14 064	13 006	4 675
871 OPTICAL INSTRUMENTS	2	129	47	721 AGRIC MACHY,EXC TRACTORS	103	156	53
872 MEDICAL INSTRUMENTS NES	27	399	137	722 TRACTORS NON-ROAD	2 386	2 122	771
874 MEASURNG,CONTROLNG INSTR	89	671	232	723 CIVIL ENGINEERG EQUIP ETC	731	366	128
881 PHOTO APPAR & EQUIPT NES	1	116	41	724 TEXTILE,LEATHER MACHNRY	169	323	111
882 PHOTO,CINEMA SUPPLIES	271	700	246	725 PAPER ETC MILL MACHINERY	71	194	69
892 PRINTED MATTER	143	187	59	726 PRINTG,BKBINDG MACHY,PTS	147	494	165
893 ARTICLES OF PLASTIC NES	554	1 026	358	727 FOOD MACHRY NON-DOMESTIC	35	238	83
894 TOYS,SPORTING GOODS,ETC	85	137	47	728 OTH MACHY FOR SPCL INDUS	635	1 410	516
895 OFFICE SUPPLIES NES	182	839	284	736 MACHINE TOOLS FOR METAL	229	743	245
897 GOLD,SILVER WARE,JEWELRY		348	117	741 HEATING,COOLING EQUIPMNT	56	217	76
898 MUSICAL INSTRUMENTS,PTS	57	269	91	743 PUMPS NES,CENTRIFUGES ETC	55	139	49
899 OTHER MANUFACTURED GOODS	74	203	70	745 NONELEC MACHY,TOOLS NES	430	1 975	661
				749 NONELEC MACH PTS,ACC NES	103	448	161
BELIZE				752 AUTOMTIC DATA PROC EQUIP	36	566	202
IMPORTS	3 838	979	347	759 OFFICE & ADP MCH PTS,ACC	2	84	30
247 OTH WOOD ROUGH,SQUARED	3 348	591	211	764 TELECOM EQPT,PTS,ACC NES	228	5 901	2 005
842 MENS OUTERWEAR NOT KNIT	51	219	77	771 ELECTRIC POWER MACHY NES	190	1 328	476
				772 SWITCHGEAR ETC & PTS NES	258	2 866	1 027
EXPORTS	2 280	1 249	413	773 ELECTR DISTRIBUTING MACH	604	464	168
722 TRACTORS NON-ROAD	168	165	55	776 ELECTRICAL MACHINERY NES	434	482	166
781 PASS MOTOR VEH EXC BUSES	27	104	36	781 PASS MOTOR VEH EXC BUSES	1 035	3 318	1 148
893 ARTICLES OF PLASTIC NES	799	270	92	782 LORRIES,SPCL MTR VEH NES	292	162	57
				783 ROAD MOTOR VEHICLES NES	76	137	44
				784 MOTOR VEHCL PTS,ACC NES	458	1 597	551
				872 MEDICAL INSTRUMENTS NES	15	200	68
				874 MEASURNG,CONTROLNG INSTR	57	315	109
				881 PHOTO APPAR & EQUIPT NES	13	268	86
				882 PHOTO,CINEMA SUPPLIES	136	367	131
				893 ARTICLES OF PLASTIC NES	100	205	75
				895 OFFICE SUPPLIES NES	253	754	268

7 IMPORTS AND EXPORTS (SPECIAL TRADE) BY COUNTRIES OF PRODUCTION AND CONSUMPTION AND BY GROUPS OF THE SITC-REV. II 1984

GROUP DESCRIPTION	DT * 100 KG	1 000 DM	1 000 \$	GROUP DESCRIPTION	DT * 100 KG	1 000 DM	1 000 \$
EL SALVADOR				NICARAGUA			
IMPORTS	428 456	352 172	124 940	IMPORTS	173 841	94 405	33 202
061 SUGAR AND HONEY	15 801	3 721	1 322	071 COFFEE AND SUBSTITUTES	66 097	59 009	20 491
071 COFFEE AND SUBSTITUTES	392 379	332 782	118 105	081 FEEDING STUFF FOR ANIMLS	10 062	435	158
211 HIDES, SKINS, UNDERESSED	63	274	100	121 TOBACCO UNMNFCTRD, REFUSE	142	520	182
222 SEEDS FOR 'SOFT' FIXED OIL	1 855	610	214	222 SEEDS FOR 'SOFT' FIXED OIL	17 317	5 094	1 756
263 COTTON	1 421	196	75	263 COTTON	74 765	28 248	10 229
287 BASE METAL ORES, CONC NES	175	288	107	288 NONFERR METAL SCRAP NES	3 726	640	218
292 CRUDE VEG MATERIALS NES	386	948	336	598 MISC CHEMICAL PRODS NES	1 225	221	82
424 FIXED VEG OIL NONSOFT	2 480	941	315				
512 ALCOHOLS, PHENOLS, ETC	1 052	262	92	EXPORTS	127 086	51 318	18 059
651 TEXTILE YARN AND THREAD	12 466	10 177	3 562	041 WHEAT ETC UNMILLED	39 968	2 195	811
776 TRANSISTORS, VALVES, ETC	38	1 382	503	046 WHEAT ETC MEAL OR FLOUR	7 300	482	159
EXPORTS	254 944	87 959	31 116	048 CEREAL ETC PREPARATIONS	3 177	437	154
061 SUGAR AND HONEY	1 360	121	43	061 SUGAR AND HONEY	1 246	94	34
081 FEEDING STUFF FOR ANIMLS	549	100	37	334 PETROLEUM PRODUCTS, REFIN	1 436	286	98
233 RUBBER, SYNTHETIC, RECLAIMD	541	305	104	335 RESIDUAL PETRLM PROD NES	1 010	155	54
292 CRUDE VEG MATERIALS NES	90	119	42	424 FIXED VEG OIL NONSOFT	9 999	1 998	661
335 RESIDUAL PETRLM PROD NES	11 398	1 519	536	511 HYDROCARBONS NES, DERIVS	1 512	203	71
511 HYDROCARBONS NES, DERIVS	3 287	712	250	512 ALCOHOLS, PHENOLS, ETC	59	135	43
512 ALCOHOLS, PHENOLS, ETC	798	374	127	514 NITROGEN-FUNCTN COMPOUNDS	1 290	5 236	1 861
513 ORGANIC ACIDS, ETC	3 981	2 185	767	515 ORG-INORG COMPOUNDS ETC	250	727	247
514 NITROGEN-FUNCTN COMPOUNDS	1 296	2 089	739	522 INORG ELEMNTS, OXIDES, ETC	389	181	58
515 ORG-INORG COMPOUNDS ETC	1 040	2 863	1 024	523 OTHR INORGANIC CHEMICALS	2 205	232	70
516 OTHER ORGANIC CHEMICALS	968	1 802	642	531 SYNT DYE, NAT INDGO, LAKES	129	501	169
522 INORG ELEMNTS, OXIDES, ETC	6 760	853	303	532 DYES NES, TANNING PRODS	2 100	351	117
523 OTHR INORGANIC CHEMICALS	9 376	1 201	422	533 PIGMENTS, PAINTS, ETC	212	209	76
531 SYNT DYE, NAT INDGO, LAKES	388	2 073	720	541 MEDICINAL ETC PRODUCTS	360	2 850	996
532 DYES NES, TANNING PRODS	1 274	264	95	562 FERTILIZERS MANUFACTURED	11 080	859	314
533 PIGMENTS, PAINTS, ETC	684	678	241	583 PROD OF POLYMERIZING ETC	13 151	3 510	1 272
541 MEDICINAL ETC PRODUCTS	1 000	8 578	3 022	591 PESTICIDES, DISINFECTANTS	7 787	12 003	4 203
551 ESSENTL OIL, PERFUME, ETC	90	484	171	598 MISC CHEMICAL PRODS NES	518	1 584	547
553 PERFUMERY, COSMETICS, ETC	199	166	57	628 RUBBER ARTICLES NES	145	361	127
554 SOAPS, CLEANING ETC PREPS	2 302	961	336	641 PAPER AND PAPERBOARD	439	125	43
562 FERTILIZERS MANUFACTURED	127 873	2 323	876	642 ARTICLES OF PAPER ETC	85	121	40
582 PROD OF CONDENSATION ETC	2 361	889	313	657 SPECIAL TEXTILE ETC PROD	145	171	62
583 PROD OF POLYMERIZING ETC	10 692	3 882	1 387	665 GLASSWARE	44	181	67
584 CELLULOSE DERIVATIVES ETC	95	196	71	674 IRN, STL UNIV, PLATE, SHEET	13 235	1 146	415
585 PLASTIC MATERIALS NES	44	126	46	678 IRON, STL TUBES, PIPES, ETC	926	731	241
591 PESTICIDES, DISINFECTANTS	10 131	10 350	3 688	684 ALUMINIUM	281	259	89
598 MISC CHEMICAL PRODS NES	4 684	1 784	629	685 LEAD	91	184	68
628 RUBBER ARTICLES NES	187	567	202	695 TOOLS	118	357	128
641 PAPER AND PAPERBOARD	1 253	555	204	699 OTHER METAL MANUFACTURES	62	141	53
642 ARTICLES OF PAPER ETC	443	345	118	713 INTRNL COMBUS PISTN ENGN	48	205	69
651 TEXTILE YARN AND THREAD	1 879	2 345	837	716 ROTATING ELECTRIC PLANT	61	114	41
657 SPECIAL TEXTILE ETC PROD	70	110	38	722 TRACTORS NON-ROAD	136	221	82
661 CEMENT ETC BUILDING PROD	4 617	127	45	723 CIVIL ENGINEER EQUIP ETC	43	153	54
663 OTH NONMETAL MINERAL MFS	260	286	106	724 TEXTILE, LEATHER MACHNRY	102	965	342
664 GLASS	700	91	30	725 PAPER ETC MILL MACHINERY	38	186	71
671 PIG IRON ETC	670	125	44	726 PRINTG, BKBINDG MACHY, PTS	54	270	96
673 IRON AND STEEL SHAPES	2 184	275	100	727 FOOD MACHRY NON-DOMESTIC	76	341	128
674 IRN, STL UNIV, PLATE, SHEET	16 615	1 487	510	728 OTH MACHY FOR SPCL INDUS	151	539	202
675 IRON, STEEL HOOP, STRIP	3 334	363	130	741 HEATING, COOLING EQUIPMNT	52	193	72
677 IRN, STL WIRE EXCL W ROD	3 581	432	152	742 PUMPS FOR LIQUIDS ETC	28	245	85
684 ALUMINIUM	3 493	3 610	1 280	745 NONELEC MACHY, TOOLS NES	26	299	108
691 STRUCTURES AND PARTS NES	12	307	99	749 NONELEC MACH PTS, ACC NES	89	354	128
692 METAL TANKS, BOXES, ETC	172	305	106	764 TELECOM EQPT, PTS, ACC NES	78	1 007	357
693 WIRE PRODUCTS NON ELECTR	149	106	38	772 SWITCHGEAR ETC & PTS NES	232	1 285	454
694 STL, COPPR NAILS, NUTS, ETC	357	259	88	773 ELECTR DISTRIBUTING MACH	981	705	243
695 TOOLS	479	870	304	774 ELECTRO-MEDCL, XRAY EQUIP	28	287	103
696 CUTLERY	59	240	84	778 ELECTRICAL MACHINERY NES	48	177	62
697 BASE MTL HOUSEHOLD EQUIP	90	128	46	781 PASS MOTOR VEH EXC BUSES	155	367	132
699 OTHER METAL MANUFACTURES	553	745	259	784 MOTOR VEHCL PTS, ACC NES	65	196	72
713 INTRNL COMBUS PISTN ENGN	804	706	246	812 PLUMB, HEATNG, LGHTNG EQU	57	131	45
716 ROTATING ELECTRIC PLANT	137	301	104	871 OPTICAL INSTRUMENTS	3	199	72
722 TRACTORS NON-ROAD	370	344	123	872 MEDICAL INSTRUMENTS NES	27	595	212
724 TEXTILE, LEATHER MACHNRY	136	1 122	397	874 MEASURNG, CONTROLNG INSTR	45	827	297
725 PAPER ETC MILL MACHINERY	105	164	60	882 PHOTO, CINEMA SUPPLIES	193	400	146
726 PRINTG, BKBINDG MACHY, PTS	155	429	154	893 ARTICLES OF PLASTIC NES	81	136	48
727 FOOD MACHRY NON-DOMESTIC	50	179	64	961 COIN NONGOLD, NONCURRENT	1 128	957	338
728 OTH MACHY FOR SPCL INDUS	539	1 531	537				
736 MACHINE TOOLS FOR METAL	18	102	37	COSTA RICA			
742 PUMPS FOR LIQUIDS ETC	87	264	90	IMPORTS	1 427 929	259 955	91 486
743 PUMPS NES, CENTRIFUGES ETC	56	324	113	057 FRUIT, NUTS, FRESH, DRIED	1 276 395	147 166	51 680
745 NONELEC MACHY, TOOLS NES	263	1 109	385	058 FRUIT PRESERVED, PREPARED	3 945	1 133	398
749 NONELEC MACH PTS, ACC NES	160	967	48	061 SUGAR AND HONEY	1 768	428	148
751 OFFICE MACHINES	53	140	117	071 COFFEE AND SUBSTITUTES	107 692	90 391	31 868
752 AUTOMTIC DATA PROC EQUIP	24	330	109	072 COCOA	147	114	37
764 TELECOM EQPT, PTS, ACC NES	179	2 646	929	222 SEEDS FOR 'SOFT' FIXED OIL	359	118	43
771 ELECTRIC POWER MACHY NES	253	295	109	245 FUEL WOOD NES, CHARCOAL	6 339	290	106
772 SWITCHGEAR ETC & PTS NES	919	4 690	1 711	276 OTHER CRUDE MINERALS	18 119	275	104
773 ELECTR DISTRIBUTING MACH	275	356	128	288 NONFERR METAL SCRAP NES	563	120	44
774 ELECTRO-MEDCL, XRAY EQUIP	9	241	84	292 CRUDE VEG MATERIALS NES	9 692	11 849	4 229
778 ELECTRICAL MACHINERY NES	398	709	253	611 LEATHER	600	1 292	471
781 PASS MOTOR VEH EXC BUSES	1 004	2 530	873	635 WOOD MANUFACTURES NES	630	1 167	59
782 LORRIES, SPCL MTP VEH NES	713	664	216	764 TELECOM EQPT, PTS, ACC NES	10	135	49
784 MOTOR VEHCL PTS, ACC NES	1 009	2 543	909	772 SWITCHGEAR ETC & PTS NES	537	4 056	1 393
872 MEDICAL INSTRUMENTS NES	17	249	84	847 TXTL CLTHNG ACCESSRY NES	455	1 159	409
874 MEASURNG, CONTROLNG INSTR	87	650	222				
882 PHOTO, CINEMA SUPPLIES	300	615	216	EXPORTS	455 530	134 387	47 394
884 OPTICAL GOODS NES		130	44	048 CEREAL ETC PREPARATIONS	25 311	2 058	749
893 ARTICLES OF PLASTIC NES	240	377	133	054 VEG ETC FRSH, SMPLY PRSVD	195	429	155
895 OFFICE SUPPLIES NES	153	739	257	081 FEEDING STUFF FOR ANIMLS	1 066	284	101
899 OTHER MANUFACTURED GOODS	92	114	39	112 ALCOHOLIC BEVERAGES	464	224	78
				233 RUBBER, SYNTHETIC, RECLAIMD	811	421	147
				274 SULPHUR ETC	3 680	181	61
				278 OTHER CRUDE MINERALS	864	103	35
				292 CRUDE VEG MATERIALS NES	244	285	98
				323 BRIQUETS, COKE, SEMI-COKE	2 696	109	38

7 IMPORTS AND EXPORTS (SPECIAL TRADE) BY COUNTRIES OF PRODUCTION AND CONSUMPTION AND BY GROUPS OF THE SITC-REV. 11 1984

GROUP DESCRIPTION	DT * 100 KG	1 000 DM	1 000 \$	GROUP DESCRIPTION	DT * 100 KG	1 000 DM	1 000 \$
334 PETROLEUM PRODUCTS, REFIN	595	225	80	716 ROTATING ELECTRIC PLANT	76	163	52
335 RESIDUAL PETRLM PROD NES	5 990	882	307	749 NONELEC MACH PTS, ACC NES	885	698	239
431 PROCESD ANML VEG OIL, ETC	786	267	94	792 AIRCRAFT	700	6 700	2 448
511 HYDROCARBONS NES, DERIVS	539	167	57	793 SHIPS AND BOATS	1 158 108	86 689	31 608
512 ALCOHOLS, PHENOLS, ETC	1 675	574	200	896 WORKS OF ART ETC	9	997	360
513 ORGANIC ACIDS, ETC	15 228	3 587	1 277				
514 NITROGEN-FUNCTN COMPOUNDS	1 091	640	220	EXPORTS	415 942	268 101	95 731
515 ORG-INORG COMPOUNDS ETC	2 103	7 585	2 725				
516 OTHER ORGANIC CHEMICALS	1 645	371	130	048 CEREAL ETC PREPARATIONS	30 485	2 747	974
522 INORG ELEMNTS, OXIDES, ETC	7 361	1 366	476	054 VEG ETC FRSH, SIMPLY PRSVD	844	477	173
523 OTHR INORGANIC CHEMICALS	10 222	1 151	400	081 FEEDING STUFF FOR ANIMLS	905	189	69
531 SYNT DYE, NAT INDGO, LAKES	330	1 291	450	112 ALCOHOLIC BEVERAGES	2 851	638	220
532 DYES NES, TANNING PRODS	2 450	729	253	292 CRUDE VEG MATERIALS NES	85	97	34
533 PIGMENTS, PAINTS, ETC	1 599	1 665	575	334 PETROLEUM PRODUCTS, REFIN	11 440	1 179	425
541 MEDICINAL ETC PRODUCTS	820	3 954	1 401	423 FIXED VEG OILS, SOFT	2 200	415	139
551 ESSENTL OIL, PERFUME, ETC	353	1 710	595	511 HYDROCARBONS NES, DERIVS	294	90	32
554 SOAPS, CLEANING ETC PREPS	2 383	971	338	513 ORGANIC ACIDS, ETC	1 114	401	137
562 FERTILIZERS MANUFACTURED	173 939	7 001	2 537	514 NITROGEN-FUNCTN COMPOUNDS	372	1 189	419
582 PROD OF CONDENSATION ETC	17 172	3 924	1 374	515 ORG-INORG COMPOUNDS ETC	542	762	270
583 PROD OF POLYMERIZING ETC	12 808	4 104	1 447	516 OTHER ORGANIC CHEMICALS	4 348	2 176	787
584 CELLULOSE DERIVATIVES ETC	147	210	73	522 INORG ELEMNTS, OXIDES, ETC	1 639	501	167
591 PESTICIDES, DISINFECTANTS	8 026	7 493	2 694	523 OTHR INORGANIC CHEMICALS	3 096	375	122
592 STARCH, INULIN, GLUTEN, ETC	317	241	84	531 SYNT DYE, NAT INDGO, LAKES	875	1 821	639
598 MISC CHEMICAL PRODS NES	4 856	3 487	1 232	532 DYES NES, TANNING PRODS	5 265	1 150	402
621 MATERIALS OF RUBBER	180	180	63	533 PIGMENTS, PAINTS, ETC	2 533	2 016	711
628 RUBBER ARTICLES NES	192	879	322	541 MEDICINAL ETC PRODUCTS	2 682	30 832	10 905
641 PAPER AND PAPERBOARD	2 617	1 224	434	551 ESSENTL OIL, PERFUME, ETC	51	167	56
642 ARTICLES OF PAPER ETC	252	264	97	553 PERFUMERY, COSMETICS, ETC	541	2 360	797
651 TEXTILE YARN AND THREAD	529	710	250	554 SOAPS, CLEANING ETC PREPS	1 737	495	177
657 SPECIAL TEXTILE ETC PROD	167	315	108	562 FERTILIZERS MANUFACTURED	78 969	2 564	863
662 CLAY, REFRACTORY BLDG PRD	1 293	137	50	582 PROD OF CONDENSATION ETC	1 196	509	186
663 OTH NONMETAL MINERAL MFS	1 720	633	220	583 PROD OF POLYMERIZING ETC	9 624	2 745	970
665 GLASSWARE	89	178	64	591 PESTICIDES, DISINFECTANTS	3 695	3 547	1 294
671 PIG IRON ETC	1 204	106	37	598 MISC CHEMICAL PRODS NES	955	1 005	356
672 IRON, STL PRIMARY FORMS	48 884	2 200	813	612 LEATHER ETC MANUFACTURES	159	240	83
673 IRON AND STEEL SHAPES	1 778	169	58	625 RUBBER TYRES, TUBES	542	141	49
674 IRN, STL UNIV, PLATE, SHEET	58 794	10 170	3 619	628 RUBBER ARTICLES NES	36	183	66
675 IRON, STEEL HOOP, STRIP	525	112	40	641 PAPER AND PAPERBOARD	771	616	213
677 IRN, STL WIRE EXCL W ROD	2 869	545	193	642 ARTICLES OF PAPER ETC	198	483	169
678 IRON, STL TUBES, PIPES, ETC	129	177	58	652 COTTON FABRICS, WOVEN	39	260	92
682 COPPER EXC CEMENT COPPER	176	193	65	653 WOVN MAN-MADE FIB FABRIC	20	106	36
684 ALUMINIUM	513	674	240	657 SPECIAL TEXTILE ETC PROD	243	555	194
692 METAL TANKS, BOXES, ETC	548	947	312	662 CLAY, REFRACTORY BLDG PRD	803	169	61
693 WIRE PRODUCTS NON ELECTR	526	181	62	663 OTH NONMETAL MINERAL MFS	463	161	54
694 STL, COPPR NAILS, NUTS, ETC	356	307	103	664 GLASS	1 697	414	156
695 TOOLS	740	1 899	667	665 GLASSWARE	233	281	97
696 CUTLERY	114	393	134	666 POTTERY	78	239	84
697 BASE MTL HOUSEHOLD EQUIP	86	150	51	667 PEARL, PREC-, SEMI-P STONE		1 722	598
699 OTHER METAL MANUFACTURES	1 384	1 339	458	674 IRN, STL UNIV, PLATE, SHEET	11 695	2 308	826
713 INTRNL COMBUS PISTN ENGN	137	809	287	684 ALUMINIUM	397	458	164
716 ROTATING ELECTRIC PLANT	154	355	126	693 WIRE PRODUCTS NON ELECTR	1 085	423	151
721 AGRIC MACHY, EXC TRACTORS	223	370	132	694 STL, COPPR NAILS, NUTS, ETC	163	122	41
722 TRACTORS NON-ROAD	1 549	1 683	601	695 TOOLS	345	947	322
723 CIVIL ENGINEERG EQUIP ETC	460	153	56	696 CUTLERY	64	290	97
724 TEXTILE, LEATHER MACHNRY	392	1 805	628	699 OTHER METAL MANUFACTURES	620	702	241
725 PAPER ETC MILL MACHINERY	139	307	106	713 INTRNL COMBUS PISTN ENGN	184	971	343
726 PRINTG, BKBINDG MACHY, PTS	799	2 337	782	716 ROTATING ELECTRIC PLANT	91	502	174
727 FOOD MACHRY NON-DOMESTIC	93	834	291	722 TRACTORS NON-ROAD	395	373	136
728 OTH MACHY FOR SPCL INDUS	963	3 467	1 212	723 CIVIL ENGINEERG EQUIP ETC	81	192	67
736 MACHINE TOOLS FOR METAL	607	1 948	703	724 TEXTILE, LEATHER MACHNRY	54	303	108
741 HEATING, COOLING EQUIPMNT	879	1 590	546	725 PAPER ETC MILL MACHINERY	99	218	76
742 PUMPS FOR LIQUIDS ETC	26	221	78	726 PRINTG, BKBINDG MACHY, PTS	448	1 835	650
743 PUMPS NES, CENTRIFUGES ETC	1 940	1 833	635	727 FOOD MACHRY NON-DOMESTIC	63	242	85
744 MECHANICAL HANDLING EQU	181	235	84	728 OTH MACHY FOR SPCL INDUS	1 021	3 318	1 174
745 NONELEC MACHY, TOOLS NES	442	3 009	1 069	736 MACHINE TOOLS FOR METAL	163	582	211
749 NONELEC MACH PTS, ACC NES	225	834	292	741 HEATING, COOLING EQUIPMNT	159	736	256
751 OFFICE MACHINES	57	201	68	743 PUMPS NES, CENTRIFUGES ETC	46	348	119
752 AUTOMTIC DATA PROC EQUIP	7	383	139	744 MECHANICAL HANDLING EQU	441	595	210
759 OFFICE & ADP MCH PTS, ACC	5	401	141	745 NONELEC MACHY, TOOLS NES	879	3 029	1 075
764 TELECOM EQPT, PTS, ACC NES	168	1 235	439	749 NONELEC MACH PTS, ACC NES	5 110	11 459	4 056
771 ELECTRIC POWER MACHY NES	64	201	70	751 OFFICE MACHINES	158	807	268
772 SWITCHGEAR ETC & PTS NES	257	1 824	638	752 AUTOMTIC DATA PROC EQUIP	128	4 051	1 341
773 ELECTR DISTRIBUTING MACH	467	350	128	759 OFFICE & ADP MCH PTS, ACC	1	125	45
774 ELECTRO-MEDCL, XRAY EQUIP	26	1 184	402	761 TELEVISION RECEIVERS	283	406	154
775 HOUSEHOLD TYPE EQUIP NES	794	738	260	764 TELECOM EQPT, PTS, ACC NES	28	531	181
778 ELECTRICAL MACHINERY NES	165	891	309	772 SWITCHGEAR ETC & PTS NES	7	159	55
781 PASS MOTOR VEH EXC BUSES	3 191	9 395	3 265	774 ELECTRO-MEDCL, XRAY EQUIP	89	2 073	716
784 MOTOR VEHCL PTS, ACC NES	714	2 923	1 015	776 TRANSISTORS, VALVES, ETC	20	1 644	590
785 MOTOR & OTHER CYCLES ETC	107	356	121	778 ELECTRICAL MACHINERY NES	36	121	42
786 VEH NES NONMOTR, TRAILERS	257	144	51	781 PASS MOTOR VEH EXC BUSES	6 620	20 627	7 236
845 OUTERWEAR KNIT NONELASTC	2	103	34	782 LORRIES, SPCL MTR VEH NES	446	150	53
872 MEDICAL INSTRUMENTS NES	39	861	303	784 MOTOR VEHCL PTS, ACC NES	560	2 144	785
874 MEASURNG, CONTROLNG INSTR	95	1 276	441	793 SHIPS AND BOATS	204 602	126 797	46 083
882 PHOTO, CINEMA SUPPLIES	539	1 163	406	821 FURNITURE	258	288	104
884 OPTICAL GOODS NES	1	96	33	831 TRAVEL GOODS, HANDBAGS	13	88	31
892 PRINTED MATTER	100	166	58	843 WOMENS OUTERWEAR NONKNIT	28	340	117
893 ARTICLES OF PLASTIC NES	142	269	96	851 FOOTWEAR	206	1 119	393
894 TOYS, SPORTING GOODS, ETC	58	171	56	871 OPTICAL INSTRUMENTS	8	258	92
895 OFFICE SUPPLIES NES	343	1 046	360	872 MEDICAL INSTRUMENTS NES	39	980	342
898 MUSICAL INSTRUMENTS, PTS	11	84	30	874 MEASURNG, CONTROLNG INSTR	86	849	287
899 OTHER MANUFACTURED GOODS	73	222	78	881 PHOTO APPAR & EQUIPT NES	20	498	188
951 WAR FIREARMS, AMMUNITION	14	149	53	882 PHOTO, CINEMA SUPPLIES	481	1 052	375
961 COIN NONGOLD, NONCURRENT	3 478	2 490	927	885 WATCHES AND CLOCKS	29	1 679	562
				893 ARTICLES OF PLASTIC NES	107	315	100
				894 TOYS, SPORTING GOODS, ETC	109	119	41
				895 OFFICE SUPPLIES NES	93	399	141
				897 GOLD, SILVER WARE, JEWELRY	1	1 096	381
				898 MUSICAL INSTRUMENTS, PTS	96	542	187
				899 OTHER MANUFACTURED GOODS	52	155	48
PANAMA							
IMPORTS	2 856 806	327 248	116 938				
034 FISH FRESH, CHILLED, FROZN	493	298	112				
057 FRUIT, NUTS, FRESH, DRIED	1 673 821	220 136	78 065				
058 FRUIT PRESERVED, PREPARED	19 866	4 484	1 586				
061 SUGAR AND HONEY	366	99	36				
634 VENEERS, PLYWOOD, ETC	1 195	279	93				
667 PEARL, PREC-, SEMI-P STONE		2 572	899				
696 CUTLERY	11	93	33				

7 IMPORTS AND EXPORTS (SPECIAL TRADE) BY COUNTRIES OF PRODUCTION AND CONSUMPTION AND BY GROUPS OF THE SITC-REV. II 1984

GROUP DESCRIPTION	DT * 100 KG	1 000 DM	1 000 \$	GROUP DESCRIPTION	DT * 100 KG	1 000 DM	1 000 \$
CUBA				776 TRANSISTORS, VALVES, ETC	3	138	50
IMPORTS	258 910	32 996	11 866	778 ELECTRICAL MACHINERY NES	151	1 424	490
036 SHELL FISH FRESH, FROZEN	188	735	262	781 PASS MOTOR VEH EXC BUSES	358	1 296	468
037 FISH ETC PREPD PRSVD NES	2 348	1 686	612	782 LORRIES, SPCL MTR VEH NES	1 116	2 257	751
054 VEG ETC FRSH, SMLY PRSVD	18 214	1 863	709	784 MOTOR VEHCL PTS, ACC NES	340	1 821	652
057 FRUIT, NUTS, FRESH, DRIED	3 320	530	180	821 FURNITURE	287	1 301	459
061 SUGAR AND HONEY	207 173	10 485	3 769	845 OUTERWEAR KNIT NONELASTC	5	91	31
071 COFFEE AND SUBSTITUTES	253	235	78	851 FOOTWEAR	88	193	66
072 COCOA	3 388	3 820	1 418	871 OPTICAL INSTRUMENTS	26	890	309
121 TOBACCO UNMNFCTRD, REFUSE	4 453	2 426	843	872 MEDICAL INSTRUMENTS NES	597	8 643	3 109
122 TOBACCO MFRS	103	3 180	1 117	874 MEASURING, CONTROLLING INSTR	264	4 609	1 627
287 BASE METAL ORES, CONC NES	10 725	440	152	881 PHOTO APPAR & EQUIPT NES	33	1 369	464
291 CRUDE ANIMAL MTRIALS NES	2 161	207	74	882 PHOTO, CINEMA SUPPLIES	808	2 051	742
431 PROCESD ANML VEG OIL, ETC	232	214	77	884 OPTICAL GOODS NES	363	3 594	1 266
512 ALCOHOLS, PHENOLS, ETC	1 568	272	99	885 WATCHES AND CLOCKS	10	131	49
657 SPECIAL TEXTILE ETC PROD	2 175	362	131	893 ARTICLES OF PLASTIC NES	159	781	278
896 WORKS OF ART ETC	15	3 685	1 325	894 TOYS, SPORTING GOODS, ETC	52	154	50
961 COIN NONGOLD, NONCURRENT	4	953	343	895 OFFICE SUPPLIES NES	250	902	318
EXPORTS	512 506	223 273	79 059	898 MUSICAL INSTRUMENTS, PTS	50	400	146
022 MILK AND CREAM	14 254	3 526	1 137	899 OTHER MANUFACTURED GOODS	288	799	280
054 VEG ETC FRSH, SMLY PRSVD	2 070	1 146	384	941 ZOO ANIMALS, PETS	6	104	34
081 FEEDING STUFF FOR ANIMALS	2 640	352	126	WEST INDIES			
233 RUBBER, SYNTHETIC, RECLAIMD	1 492	374	139	IMPORTS	1 091	859	298
273 STONE, SAND AND GRAVEL	1 585	103	35	075 SPICES	975	481	165
278 OTHER CRUDE MINERALS	1 394	119	42	551 ESSENTL OIL, PERFUME, ETC	18	161	58
292 CRUDE VEG MATERIALS NES	1 338	3 341	1 214	EXPORTS	1 977	1 778	605
334 PETROLEUM PRODUCTS, REFIN	3 431	1 054	377	112 ALCOHOLIC BEVERAGES	437	205	71
335 RESIDUAL PETRLM PROD NES	3 804	621	209	657 SPECIAL TEXTILE ETC PROD	36	80	30
431 PROCESD ANML VEG OIL, ETC	1 306	360	134	774 ELECTRO-MEDCL, XRAY EQUIP	3	103	35
511 HYDROCARBONS NES, DERIVS	2 091	400	138	786 VEH NES NONMOTR, TRAILERS	107	250	92
512 ALCOHOLS, PHENOLS, ETC	4 689	1 498	528	HAITI			
513 ORGANIC ACIDS, ETC	16 993	3 388	1 214	IMPORTS	50 610	47 638	16 917
514 NITROGEN-FUNCTN COMPOUNDS	1 039	905	321	058 FRUIT PRESERVED, PREPARED	6 203	1 281	463
515 ORG-INORG COMPOUNDS ETC	708	1 177	416	061 SUGAR AND HONEY	230	86	30
516 OTHER ORGANIC CHEMICALS	4 238	1 014	356	071 COFFEE AND SUBSTITUTES	1 213	1 119	392
522 INORG ELEMNTS, OXIDES, ETC	11 801	3 439	1 240	072 COCOA	24 545	16 618	5 838
523 OTHR INORGANIC CHEMICALS	48 525	5 818	2 095	075 SPICES	735	138	50
531 SYNT DYE, NAT INDGO, LAKES	853	2 107	767	211 HIDES, SKINS, UNDRESSED	1 110	399	154
532 DYES NES, TANNING PRODS	1 020	253	92	263 COTTON	5 751	2 494	911
533 PIGMENTS, PAINTS, ETC	6 951	2 890	1 055	288 NONFERR METAL SCRAP NES	353	104	35
541 MEDICINAL ETC PRODUCTS	1 573	6 895	2 444	292 CRUDE VEG MATERIALS NES	262	172	60
553 PERFUMERY, COSMETICS, ETC	60	174	61	431 PROCESD ANML VEG OIL, ETC	204	212	74
554 SOAPS, CLEANING ETC PREPS	2 442	958	351	551 ESSENTL OIL, PERFUME, ETC	50	675	235
562 FERTILIZERS MANUFACTURED	312	98	33	657 SPECIAL TEXTILE ETC PROD	4 725	949	348
582 PROD OF CONDENSATION ETC	10 708	3 644	1 298	776 TRANSISTORS, VALVES, ETC	40	978	341
583 PROD OF POLYMERIZING ETC	80 723	19 481	6 902	842 MENS OUTERWEAR NOT KNIT	3 120	12 201	4 324
584 CELLULOSE DERIVATIVES ETC	133	143	49	843 WOMENS OUTERWEAR NONKNIT	1 785	7 256	2 604
591 PESTICIDES, DISINFECTANTS	42 134	28 939	10 278	845 OUTERWEAR KNIT NONELASTC	43	195	70
592 STARCH, INULIN, GLUTEN, ETC	1 421	594	205	846 UNDERWEAR KNITTED	96	642	238
598 MISC CHEMICAL PRODS NES	27 571	7 395	2 688	848 HEADGEAR, NONXTL CLOTHNG	39	128	46
625 RUBBER TYRES, TUBES	1 744	1 254	451	893 ARTICLES OF PLASTIC NES	42	108	38
628 RUBBER ARTICLES NES	136	375	132	899 OTHER MANUFACTURED GOODS	490	369	130
635 WOOD MANUFACTURES NES	175	287	108	EXPORTS	85 259	32 756	11 573
641 PAPER AND PAPERBOARD	53 479	6 014	2 074	022 MILK AND CREAM	5 181	1 073	392
642 ARTICLES OF PAPER ETC	831	571	196	035 FISH SALTED, DRIED, SMOKED	500	209	67
653 WOVN MAN-MADE FIB FABRIC	3 077	2 758	936	041 WHEAT ETC UNMILLED	50 400	2 611	984
657 SPECIAL TEXTILE ETC PROD	223	513	186	112 ALCOHOLIC BEVERAGES	316	114	39
662 CLAY, REFRACTORY BLDG PRD	37 828	5 901	2 079	335 RESIDUAL PETRLM PROD NES	1 981	391	138
663 OTH NONMETAL MINERAL MFS	13 805	2 087	729	423 FIXED VEG OILS, SOFT	569	141	48
664 GLASS	635	578	209	431 PROCESD ANML VEG OIL, ETC	495	174	57
665 GLASSWARE	1 134	1 092	393	513 ORGANIC ACIDS, ETC	182	95	34
673 IRON AND STEEL SHAPES	39 597	5 585	1 975	522 INORG ELEMNTS, OXIDES, ETC	657	160	57
674 IRN, STL UNIV, PLATE, SHEET	8 138	1 403	492	523 OTHR INORGANIC CHEMICALS	3 511	312	106
675 IRON, STEEL HOOP, STRIP	5 746	1 116	384	531 SYNT DYE, NAT INDGO, LAKES	44	110	37
677 IRN, STL WIRE EXCL W ROD	2 675	606	219	533 PIGMENTS, PAINTS, ETC	246	123	44
678 IRON, STL TUBES, PIPES, ETC	9 753	3 417	1 251	541 MEDICINAL ETC PRODUCTS	288	1 257	432
682 COPPER EXC CEMENT COPPER	65	164	57	553 PERFUMERY, COSMETICS, ETC	96	191	66
683 NICKEL	18	112	43	554 SOAPS, CLEANING ETC PREPS	643	243	84
684 ALUMINIUM	3 339	1 884	628	582 PROD OF CONDENSATION ETC	188	145	48
685 LEAD	2 922	546	198	583 PROD OF POLYMERIZING ETC	857	306	108
689 NON-FER BASE METALS NES	17	168	60	598 MISC CHEMICAL PRODS NES	615	136	45
693 WIRE PRODUCTS NON ELECTR	906	390	136	642 ARTICLES OF PAPER ETC	446	213	71
694 STL, COPPR NAILS, NUTS, ETC	3 502	1 781	630	651 TEXTILE YARN AND THREAD	108	558	199
695 TOOLS	995	2 095	752	652 COTTON FABRICS, WOVEN	1 278	1 873	659
696 CUTLERY	85	638	222	653 WOVN MAN-MADE FIB FABRIC	1 998	3 682	1 320
699 OTHER METAL MANUFACTURES	2 933	2 529	897	657 SPECIAL TEXTILE ETC PROD	185	428	156
712 STEAM ENGINES, TURBINES	4	146	55	662 CLAY, REFRACTORY BLDG PRD	1 297	224	73
713 INTRNL COMBUS PISTN ENGN	377	3 731	1 343	663 OTH NONMETAL MINERAL MFS	1 510	315	111
716 ROTATING ELECTRIC PLANT	272	415	151	664 GLASS	1 594	133	45
718 OTH POWER GENERATG MACHY	16	102	34	678 IRON, STL TUBES, PIPES, ETC	710	165	57
721 AGRIC MACHY, EXC TRACTORS	694	1 686	602	682 COPPER EXC CEMENT COPPER	299	169	56
723 CIVIL ENGINEERG EQUIP ETC	2 782	1 137	378	684 ALUMINIUM	191	190	67
724 TEXTILE, LEATHER MACHNRY	630	4 501	1 542	694 STL, COPPR NAILS NUTS, ETC	679	406	146
725 PAPER ETC MILL MACHINERY	378	978	330	695 TOOLS	248	446	155
726 PRINTG, BKBINDG MACHY, PTS	386	2 010	676	696 CUTLERY	84	195	66
727 FOOD MACHRY NON-DOMESTIC	38	538	195	699 OTHER METAL MANUFACTURES	515	600	211
728 OTH MACHY FOR SPCL INDUS	1 855	5 570	1 950	712 STEAM ENGINES, TURBINES	8	302	108
736 MACHINE TOOLS FOR METAL	1 041	2 563	926	718 OTH POWER GENERATG MACHY	57	385	129
737 METALWORKING MACHNRY NES	32	332	119	723 CIVIL ENGINEERG EQUIP ETC	200	301	111
741 HEATING, COOLING EQUIPMNT	366	3 136	1 105	724 TEXTILE, LEATHER MACHNRY	214	618	222
742 PUMPS FOR LIQUIDS ETC	786	2 011	711	726 PRINTG, BKBINDG MACHY, PTS	97	296	97
743 PUMPS NES, CENTRIFUGES ETC	2 381	6 215	2 322	727 FOOD MACHRY NON-DOMESTIC	55	155	51
744 MECHANICAL HANDLING EQU	17	134	47	728 OTH MACHY FOR SPCL INDUS	173	232	83
745 NONELEC MACHY, TOOLS NES	244	1 574	550	736 MACHINE TOOLS FOR METAL	32	254	90
749 NONELEC MACH PTS, ACC NES	715	2 528	888	744 MECHANICAL HANDLING EQU	143	150	55
751 OFFICE MACHINES	51	204	71				
759 OFFICE & ADP MCH PTS, ACC	2	152	55				
764 TELECOM EQPT, PTS, ACC NES	9	377	131				
771 ELECTRIC POWER MACHY NES	36	204	72				
772 SWITCHGEAR ETC & PTS NES	72	667	226				
774 ELECTRO-MEDCL, XRAY EQUIP	18	1 877	666				

7 IMPORTS AND EXPORTS (SPECIAL TRADE) BY COUNTRIES OF PRODUCTION AND CONSUMPTION AND BY GROUPS OF THE SITC-REV. II 1984

GROUP DESCRIPTION	DT * 100 KG	1 000 DM	1 000 \$	GROUP DESCRIPTION	DT * 100 KG	1 000 DM	1 000 \$
745 NONELEC MACHY, TOOLS NES	22	92	31	584 CELLULOSE DERIVATIVES ETC	1 888	2 225	773
749 NONELEC MACH PTS, ACC NES	25	103	35	591 PESTICIDES, DISINFECTANTS	7 200	5 186	1 815
751 OFFICE MACHINES	19	115	38	592 STARCH, INULIN, GLUTEN, ETC	853	398	141
772 SWITCHGEAR ETC & PTS NES	112	644	228	598 MISC CHEMICAL PRODS NES	9 134	2 808	953
781 PASS MOTOR VEH EXC BUSES	1 739	4 551	1 780	613 FUR SKINS TANNED, DRESSED	1	124	42
782 LORRIES, SPCL MTR VEH NES	244	252	90	625 RUBBER TYRES, TUBES	1 916	320	111
784 MOTOR VEHCL PTS, ACC NES	138	509	178	628 RUBBER ARTICLES NES	203	500	175
847 TKTL CLTHNG ACCESSRYS NES	89	241	86	641 PAPER AND PAPERBOARD	237	179	63
874 MEASURING, CONTROLING INSTR	14	164	58	642 ARTICLES OF PAPER ETC	230	367	132
882 PHOTO, CINEMA SUPPLIES	75	141	51	651 TEXTILE YARN AND THREAD	1 956	2 170	758
892 PRINTED MATTER	156	295	94	657 SPECIAL TEXTILE ETC PROD	63	346	119
893 ARTICLES OF PLASTIC NES	839	1 749	602	662 CLAY, REFRACTORY BLDG PRD	4 593	613	224
895 OFFICE SUPPLIES NES	35	105	36	663 OTH NONMETAL MINERAL MFS	3 796	937	336
897 GOLD, SILVER WARE, JEWELRY	1	1 284	443	664 GLASS	1 481	191	68
899 OTHER MANUFACTURED GOODS	86	308	104	665 GLASSWARE	69	129	45
BAHAMAS				672 IRON, STL PRIMARY FORMS	8 135	539	199
IMPORTS				673 IRON AND STEEL SHAPES	985	255	90
057 FRUIT, NUTS, FRESH, DRIED	300	114	42	674 IRN, STL UNIV, PLATE, SHEET	15 701	2 465	893
112 ALCOHOLIC BEVERAGES	8 886	5 597	1 917	675 IRON, STEEL HOOP, STRIP	6 149	824	289
513 ORGANIC ACIDS, ETC	13	836	275	684 ALUMINIUM	1 750	1 551	547
541 MEDICINAL ETC PRODUCTS		7 911	2 798	685 LEAD	65	139	49
EXPORTS				692 METAL TANKS, BOXES, ETC	391	120	43
022 MILK AND CREAM	2 402	350	127	693 WIRE PRODUCTS NON ELECTR	380	131	46
024 CHEESE AND CURD	812	327	120	694 STL, COPPR NAILS, NUTS, ETC	418	209	75
111 NON-ALCOHL BEVERAGES NES	538	108	39	695 TOOLS	417	729	259
112 ALCOHOLIC BEVERAGES	54 923	11 240	3 931	699 OTHER METAL MANUFACTURES	484	463	163
513 ORGANIC ACIDS, ETC	1 204	160	55	703 INDUSTRIAL PLANT, CHAP 85	807	2 676	912
514 NITROGEN-FUNCTN COMPOUNDS	198	155	56	713 INTRNL COMBUS PISTN ENGN	231	479	166
515 ORG-INORG COMPOUNDS ETC	1 387	15 689	5 313	718 OTH POWER GENERATG MACHY	717	2 958	1 038
516 OTHER ORGANIC CHEMICALS	191	1 226	443	722 TRACTORS NON-ROAD	1 131	1 224	423
522 INORG ELEMNTS, OXIDES, ETC	3 204	385	138	723 CIVIL ENGINEERG EQUIP ETC	313	489	164
541 MEDICINAL ETC PRODUCTS	7	308	109	724 TEXTILE, LEATHER MACHNRY	31	434	151
553 PERFUMERY, COSMETICS, ETC	199	233	81	725 PAPER ETC MILL MACHINERY	98	263	94
583 PROD OF POLYMERIZING ETC	156	93	30	726 PRINTG, BKBINDG MACHY, PTS	442	1 605	524
642 ARTICLES OF PAPER ETC	2 224	495	172	727 FOOD MACHRY NON-DOMESTIC	74	281	100
665 GLASSWARE	154	309	111	728 OTH MACHY FOR SPCL INDUS	735	1 883	665
666 POTTERY	119	743	257	736 MACHINE TOOLS FOR METAL	44	146	49
713 INTRNL COMBUS PISTN ENGN	11	104	35	741 HEATING, COOLING EQUIPMNT	128	454	163
724 TEXTILE, LEATHER MACHNRY	22	90	30	742 PUMPS FOR LIQUIDS ETC	11	107	37
741 HEATING, COOLING EQUIPMNT	51	115	42	743 PUMPS NES, CENTRIFUGES ETC	94	255	83
744 MECHANICAL HANDLING EQU	111	150	51	744 MECHANICAL HANDLING EQU	127	332	117
752 AUTOMTIC DATA PROC EQUIP	1	104	37	745 NONELEC MACHY, TOOLS NES	109	493	172
781 PASS MOTOR VEH EXC BUSES	597	1 202	430	749 NONELEC MACH PTS, ACC NES	49	310	108
784 MOTOR VEHCL PTS, ACC NES	118	170	58	772 SWITCHGEAR ETC & PTS NES	9	145	51
821 FURNITURE	138	159	54	774 ELECTRO-MEDCL, XRAY EQUIP	23	494	162
897 GOLD, SILVER WARE, JEWELRY		3 487	1 218	778 ELECTRICAL MACHINERY NES	754	550	190
TURKS CAICOS				781 PASS MOTOR VEH EXC BUSES	2 503	6 351	2 232
IMPORTS				782 LORRIES, SPCL MTR VEH NES	170	175	61
057 FRUIT, NUTS, FRESH, DRIED	4 184	573	200	783 ROAD MOTOR VEHICLES NES	183	182	63
058 FRUIT PRESERVED, PREPARED	1 037	479	167	784 MOTOR VEHCL PTS, ACC NES	647	2 076	728
061 SUGAR AND HONEY	562	88	31	821 FURNITURE	109	337	112
071 COFFEE AND SUBSTITUTES	120	100	35	872 MEDICAL INSTRUMENTS NES	16	180	67
072 COCOA	4 556	2 997	993	873 METERS & COUNTERS NES	44	106	38
121 TOBACCO UNMNFCTRD, REFUSE	1 872	994	350	874 MEASURING, CONTROLING INSTR	48	534	196
223 SEEDS FOR OTH FIXED OILS	8 052	1 552	542	882 PHOTO, CINEMA SUPPLIES	264	663	227
263 COTTON	2 291	1 051	372	884 OPTICAL GOODS NES		117	43
292 CRUDE VEG MATERIALS NES	287	148	56	893 ARTICLES OF PLASTIC NES	82	264	88
424 FIXED VEG OIL NONSOFT	20 181	6 495	2 414	894 TOYS, SPORTING GOODS, ETC	70	95	31
515 ORG-INORG COMPOUNDS ETC	651	170	62	895 OFFICE SUPPLIES NES	60	314	108
671 PIG IRON ETC	54 084	29 790	10 320	971 GOLD, NON MONETARY NES	3	108	37
EXPORTS				AM VIRGIN IS			
048 CEREAL ETC PREPARATIONS	5 151	586	204	IMPORTS			
061 SUGAR AND HONEY	5 402	418	147	EXPORTS			
081 FEEDING STUFF FOR ANIMLS	1 132	217	77	022 MILK AND CREAM	11 126	1 891	632
233 RUBBER, SYNTHETIC, RECLAIMD	572	197	68	023 BUTTER	410	191	68
276 OTHER CRUDE MINERALS	1 781	145	50	112 ALCOHOLIC BEVERAGES	4 331	1 006	351
292 CRUDE VEG MATERIALS NES	1 145	114	38	665 GLASSWARE	37	168	59
334 PETROLEUM PRODUCTS, REFIN	1 171	422	146	666 POTTERY	36	115	40
335 RESIDUAL PETRLM PROD NES	6 039	859	294	696 CUTLERY	15	143	46
511 HYDROCARBONS NES, DERIVS	810	261	88	885 WATCHES AND CLOCKS	20	159	54
512 ALCOHOLS, PHENOLS ETC	5 413	1 347	463	897 GOLD, SILVER WARE, JEWELRY		3 994	1 390
513 ORGANIC ACIDS ETC	7 161	1 881	642	GUADELOUPE			
514 NITROGEN-FUNCTN COMPOUNDS	427	235	83	IMPORTS			
515 ORG-INORG COMPOUNDS ETC	597	567	209	054 VEG ETC FRSH, SMPLY PRSVD	1 195	193	71
516 OTHER ORGANIC CHEMICALS	2 614	598	204	112 ALCOHOLIC BEVERAGES	9 414	1 558	553
522 INORG ELEMNTS, OXIDES, ETC	2 623	545	190	288 NONFERR METAL SCRAP NES	627	138	50
523 OTH INORGANIC CHEMICALS	36 835	2 339	801	EXPORTS			
531 SYNT DYE, NAT INDOG, LAKES	335	909	320	001 LIVE ANIMALS	224	97	32
532 DYES NES, TANNING PRODS	2 523	749	265	111 NON-ALCOHL BEVERAGES NES	2 064	257	93
533 PIGMENTS, PAINTS, ETC	1 760	915	321	122 TOBACCO MFRS	45	144	50
541 MEDICINAL ETC PRODUCTS	734	4 991	1 752	276 OTHER CRUDE MINERALS	3 447	131	46
551 ESSENTL OIL, PERFUME, ETC	231	615	215	516 OTHER ORGANIC CHEMICALS	96	102	38
553 PERFUMERY, COSMETICS, ETC	233	179	63	553 PERFUMERY, COSMETICS, ETC	122	176	65
554 SOAPS, CLEANING ETC PREPS	2 743	877	306	625 RUBBER TYRES, TUBES	2 750	2 115	741
562 FERTILIZERS MANUFACTURED	3 881	303	102	642 ARTICLES OF PAPER ETC	1 047	267	95
582 PROD OF CONDENSATION ETC	4 115	1 413	486	662 CLAY, REFRACTORY BLDG PRD	3 070	346	124
583 PROD OF POLYMERIZING ETC	21 206	5 543	1 921	663 OTH NONMETAL MINERAL MFS	73	133	46
				673 IRON AND STEEL SHAPES	21 483	1 615	566
				695 TOOLS	78	131	44
				699 OTHER METAL MANUFACTURES	97	128	45
				713 INTRNL COMBUS PISTN ENGN	19	135	47
				723 CIVIL ENGINEERG EQUIP ETC	97	153	54
				736 MACHINE TOOLS FOR METAL	49	173	61
				743 PUMPS NES, CENTRIFUGES ETC	52	123	43
				744 MECHANICAL HANDLING EQU	135	160	59
				745 NONELEC MACHY, TOOLS NES	96	531	178

7 IMPORTS AND EXPORTS (SPECIAL TRADE) BY COUNTRIES OF PRODUCTION AND CONSUMPTION AND BY GROUPS OF THE SITC-REV. II 1984

GROUP DESCRIPTION	DT = 100 KG	1 000 DM	1 000 \$	GROUP DESCRIPTION	DT = 100 KG	1 000 DM	1 000 \$
749 NONELEC MACH PTS,ACC NES	20	174	58	JAMAICA			
761 TELEVISION RECEIVERS	25	101	34				
763 SOUND RECORDRS,PHONOGRPH	22	634	225	IMPORTS	661 979	25 435	8 911
764 TELECOM EQPT,PTS,ACC NES	12	124	44				
775 HOUSEHOLD TYPE EQUIP NES	376	384	129	058 FRUIT PRESERVED,PREPARED	2 120	531	193
778 ELECTRICAL MACHINERY NES	66	251	83	071 COFFEE AND SUBSTITUTES	179	134	43
781 PASS MOTOR VEH EXC BUSES	3 042	5 803	2 011	072 COCOA	3 684	2 732	951
782 LORRIES,SPCL MTR VEH NES	1 390	1 822	635	075 SPICES	2 095	1 587	569
783 ROAD MOTOR VEHICLES NES	174	439	161	112 ALCOHOLIC BEVERAGES	8 903	4 942	1 754
784 MOTOR VEHCL PTS ACC NES	1 344	3 371	1 175	122 TOBACCO MFRS	26	325	114
792 AIRCRAFT		930	307	287 BASE METAL ORES,CONC NES	642 286	13 097	4 548
821 FURNITURE	494	549	179	292 CRUDE VEG MATERIALS NES	304	431	153
831 TRAVEL GOODS,HANDBAGS	80	239	84	512 ALCOHOLS,PHENOLS,ETC	1 848	246	86
881 PHOTO APPAR & EQUIPT NES	13	184	66	714 ENGINES & MOTORS NES	61	750	267
882 PHOTO,CINEMA SUPPLIES	44	91	33	792 AIRCRAFT		128	42
892 PRINTED MATTER	87	192	68	899 OTHER MANUFACTURED GOODS	5	120	41
893 ARTICLES OF PLASTIC NES	1 509	502	172				
895 OFFICE SUPPLIES NES	17	108	37	EXPORTS	358 561	50 909	17 826
897 GOLD,SILVER WARE,JEWELRY		249	89				
898 MUSICAL INSTRUMENTS,PTS	26	121	45	046 WHEAT ETC MEAL OR FLOUR	94 639	4 540	1 674
899 OTHER MANUFACTURED GOODS	171	164	57	048 CEREAL ETC PREPARATIONS	6 000	406	133
				061 SUGAR AND HONEY	3 340	258	89
ANTIGUA				112 ALCOHOLIC BEVERAGES	731	355	119
IMPORTS		11	4	233 RUBBER,SYNTHETIC,RECLAIMD	294	245	89
EXPORTS	3 106	1 164	402	335 RESIDUAL PETRLM PROD NES	4 935	792	280
022 MILK AND CREAM	2 173	388	137	431 PROCESD ANML VEG OIL,ETC	670	149	54
897 GOLD,SILVER WARE,JEWELRY		235	80	511 HYDROCARBONS NES,DERIVS	435	143	50
				512 ALCOHOLS,PHENOLS,ETC	950	427	158
DOMINICA				513 ORGANIC ACIDS,ETC	563	110	38
IMPORTS	12	79	28	514 NITROGEN-FUNCTN COMPOUNDS	370	237	86
EXPORTS	939	721	238	515 ORG-INORG COMPOUNDS ETC	188	155	50
591 PESTICIDES,DISINFECTANTS	54	147	51	522 INORG ELEMNTS,OXIDES,ETC	201 536	2 655	975
745 NONELEC MACHY,TOOLS NES	27	144	49	523 OTHR INORGANIC CHEMICALS	602	140	51
				531 SYNT DYE,NAT INDGO,LAKES	91	279	98
MARTINIQUE				533 PIGMENTS PAINTS,ETC	765	363	130
IMPORTS	49 851	28 735	10 037	541 MEDICINAL ETC PRODUCTS	61	463	168
057 FRUIT,NUTS,FRESH,DRIED	2 097	845	280	554 SOAPS,CLEANING ETC PREPS	953	253	90
058 FRUIT PRESERVED,PREPARED	1 713	366	129	582 PROD OF CONDENSATION ETC	998	328	122
112 ALCOHOLIC BEVERAGES	45 992	27 453	9 604	583 PROD OF POLYMERIZING ETC	10 130	2 502	890
EXPORTS	43 360	27 829	9 686	584 CELLULOSE DERIVATIVES ETC	221	244	86
062 SUGAR PREPS NON-COCOA	168	101	36	591 PESTICIDES,DISINFECTANTS	217	141	51
111 NON-ALCOHL BEVERAGES NES	762	93	32	592 STARCH,INULIN,GLUTEN,ETC	407	129	48
122 TOBACCO MFRS	53	167	61	598 MISC CHEMICAL PRODS NES	1 238	709	253
278 OTHER CRUDE MINERALS	15 826	367	131	635 WOOD MANUFACTURES NES	175	91	35
334 PETROLEUM PRODUCTS,REFIN	432	145	52	641 PAPER AND PAPERBOARD	2 967	810	285
533 PIGMENTS,PAINTS,ETC	384	381	138	642 ARTICLES OF PAPER ETC	234	187	64
541 MEDICINAL ETC PRODUCTS	31	106	37	663 OTH NONMETAL MINERAL MFS	480	144	53
582 PROD OF CONDENSATION ETC	143	84	31	666 POTTERY	82	302	105
598 MISC CHEMICAL PRODS NES	318	117	44	674 IRN,STL UNIV,PLATE,SHEET	2 227	267	89
625 RUBBER TYRES,TUBES	2 611	2 015	712	677 IRN,STL WIRE EXCL W ROD	2 272	291	105
642 ARTICLES OF PAPER ETC	491	142	50	678 IRON,STL TUBES,PIPES,ETC	1 460	324	113
662 CLAY,REFRACTORY BLDG PRD	3 191	433	148	681 SILVER,PLATINUM,ETC	3	279	100
663 OTH NONMETAL MINERAL MFS	58	114	41	683 NICKEL	31	87	30
664 GLASS	625	109	37	684 ALUMINIUM	372	445	154
673 IRON AND STEEL SHAPES	6 719	486	176	691 STRUCTURES AND PARTS NES	242	534	181
695 TOOLS	79	143	47	692 METAL TANKS,BOKES,ETC	606	624	213
699 OTHER METAL MANUFACTURES	93	117	38	693 WIRE PRODUCTS NON ELECTR	2 763	1 466	489
713 INTRNL COMBUS PISTN ENGN	17	94	33	694 STL,COPPR NAILS,NUTS,ETC	1 584	782	264
721 AGRIC MACHY,EXC TRACTORS	43	101	35	695 TOOLS	193	325	110
726 PRINTG,BKBDNG MACHY,PTS	152	496	181	697 BASE MTL HOUSEHOLD EQUIP	121	141	48
727 FOOD MACHRY NON-DOMESTIC	126	325	111	699 OTHER METAL MANUFACTURES	665	470	166
728 OTH MACHY FOR SPCL INDUS	273	1 691	561	712 STEAM ENGINES,TURBINES	3	104	35
745 NONELEC MACHY,TOOLS NES	56	244	82	713 INTRNL COMBUS PISTN ENGN	271	1 087	366
749 NONELEC MACH PTS,ACC NES	39	125	40	716 ROTATING ELECTRIC PLANT	26	99	35
751 OFFICE MACHINES	14	104	32	722 TRACTORS NON-ROAD	472	482	159
761 TELEVISION RECEIVERS	65	233	77	723 CIVIL ENGINEERG EQUIP ETC	414	465	158
764 TELECOM EQPT,PTS ACC NES	102	283	98	724 TEXTILE,LEATHER MACHNRY	19	98	35
775 HOUSEHOLD TYPE EQUIP NES	92	131	43	725 PAPER ETC MILL MACHINERY	43	218	75
778 ELECTRICAL MACHINERY NES	468	529	188	726 PRINTG,BKBDNG MACHY,PTS	202	1 173	398
781 PASS MOTOR VEH EXC BUSES	4 329	8 294	2 862	728 OTH MACHY FOR SPCL INDUS	814	2 603	927
782 LORRIES,SPCL MTR VEH NES	1 599	2 287	793	736 MACHINE TOOLS FOR METAL	195	537	184
783 ROAD MOTOR VEHICLES NES	272	440	161	737 METALWORKING MACHNRY NES	102	542	199
784 MOTOR VEHCL PTS,ACC NES	1 790	4 301	1 523	741 HEATING,COOLING EQUIPMNT	265	607	218
821 FURNITURE	134	146	46	742 PUMPS FOR LIQUIDS ETC	48	504	170
881 PHOTO APPAR & EQUIPT NES	5	115	43	743 PUMPS NES,CENTRIFUGES ETC	208	436	156
882 PHOTO,CINEMA SUPPLIES	128	289	98	744 MECHANICAL HANDLING EQU	179	216	76
892 PRINTED MATTER	110	156	56	745 NONELEC MACHY,TOOLS NES	138	1 102	387
893 ARTICLES OF PLASTIC NES	174	124	41	749 NONELEC MACH PTS,ACC NES	40	214	76
894 TOYS,SPORTING GOODS,ETC	74	163	57	751 OFFICE MACHINES	11	102	36
895 OFFICE SUPPLIES NES	17	96	33	752 AUTOMTIC DATA PROC EQUIP	23	390	135
899 OTHER MANUFACTURED GOODS	155	196	66	763 SOUND RECORDRS,PHONOGRPH	3	129	42
				764 TELECOM EQPT,PTS,ACC NES	4	239	80
CAYMAN IS				772 SWITCHGEAR ETC & PTS NES	90	202	66
EXPORTS	3 563	2 251	782	773 ELECTR DISTRIBUTING MACH	421	502	167
022 MILK AND CREAM	584	105	37	781 PASS MOTOR VEH EXC BUSES	2 610	9 667	3 344
112 ALCOHOLIC BEVERAGES	2 374	485	169	784 MOTOR VEHCL PTS,ACC NES	546	1 668	585
665 GLASSWARE	78	192	70	786 VEH NES NONMOTR,TRAILERS	172	258	85
666 POTTERY	41	257	90	792 AIRCRAFT	5	215	79
897 GOLD,SILVER WARE,JEWELRY		835	291	851 FOOTWEAR	33	182	61
				872 MEDICAL INSTRUMENTS NES	5	129	46
				874 MEASURING,CONTROLLNG INSTR	19	370	127
				882 PHOTO,CINEMA SUPPLIES	153	234	78
				897 GOLD,SILVER WARE,JEWELRY		739	257
				898 MUSICAL INSTRUMENTS,PTS	14	153	52
				ST LUCIA			
				IMPORTS	1 081	145	47
				EXPORTS	3 391	1 812	621
				022 MILK AND CREAM	1 086	194	69
				583 PROD OF POLYMERIZING ETC	984	259	92
				591 PESTICIDES,DISINFECTANTS	116	287	102
				625 RUBBER TYRES,TUBES	138	100	35

7 IMPORTS AND EXPORTS (SPECIAL TRADE) BY COUNTRIES OF PRODUCTION AND CONSUMPTION AND BY GROUPS OF THE SITC-REV. II 1984

GROUP DESCRIPTION	DT * 100 KG	1 000 DM	1 000 \$	GROUP DESCRIPTION	DT * 100 KG	1 000 DM	1 000 \$
893 ARTICLES OF PLASTIC NES	255	97	32	431 PROCESD ANML VEG OIL,ETC	1 444	628	218
ST VINCENT				511 HYDROCARBONS NES,DERIVS	401	225	78
IMPORTS	4 157	237	81	512 ALCOHOLS,PHENOLS,ETC	49	82	30
057 FRUIT,NUTS,FRESH,DRIED	4 113	213	74	514 NITROGEN-FUNCTN COMPOUNDS	540	216	77
EXPORTS	30 782	7 166	2 447	522 INORG ELEMNTS,OXIDES,ETC	2 636	335	114
112 ALCOHOLIC BEVERAGES	1 403	227	80	523 OTHR INORGANIC CHEMICALS	12 324	1 119	382
642 ARTICLES OF PAPER ETC	563	332	120	531 SYNT DYE,NAT INDGO,LAKES	140	407	145
674 IRN,STL UNIV,PLATE,SHEET	24 961	2 866	996	533 PIGMENTS PAINTS,ETC	216	383	128
692 METAL TANKS,BOXES,ETC	232	374	121	541 MEDICINAL ETC PRODUCTS	641	1 300	458
700 INDUSTRIAL PLANT,CHAP 84	76	145	48	553 PERFUMERY,COSMETICS,ETC	110	116	42
727 FOOD MACHRY NON-DOMESTIC	230	668	231	554 SOAPS,CLEANING ETC PREPS	492	308	109
741 HEATING,COOLING EQUIPMNT	149	542	182	562 FERTILIZERS MANUFACTURED	25 830	1 658	556
743 PUMPS NES,CENTRIFUGES ETC	262	331	111	582 PROD OF CONDENSATION ETC	1 192	648	223
745 NONELEC MACHY,TOOLS NES	52	174	59	583 PROD OF POLYMERIZING ETC	3 671	1 242	436
772 SWITCHGEAR ETC & PTS NES	12	107	34	584 CELLULOSE DERIVATIVES ETC	1 130	240	80
821 FURNITURE	453	148	52	591 PESTICIDES,DISINFECTANTS	1 655	2 710	963
BARBADOS				592 STARCH,INULIN,GLUTEN,ETC	199	119	43
IMPORTS	1 273	4 344	1 520	598 MISC CHEMICAL PRODS NES	1 790	697	239
112 ALCOHOLIC BEVERAGES	128	84	31	621 MATERIALS OF RUBBER	91	112	38
288 NONFERR METAL SCRAP NES	497	95	34	625 RUBBER TYRES,TUBES	312	223	78
726 PRNTG,BKBDNG MACHY,PTS	37	179	63	628 RUBBER ARTICLES NES	77	251	82
778 ELECTRICAL MACHINERY NES	4	246	86	641 PAPER AND PAPERBOARD	2 088	818	285
847 TXL CLTHNG ACCESSYS NES	205	1 562	548	642 ARTICLES OF PAPER ETC	365	578	202
885 WATCHES AND CLOCKS	45	1 457	509	651 TEXTILE YARN AND THREAD	69	186	65
EXPORTS	26 811	23 397	8 254	652 COTTON FABRICS,WOVEN	46	282	100
024 CHEESE AND CURD	292	151	54	653 WOVN MAN-MADE FIB FABRIC	59	450	157
112 ALCOHOLIC BEVERAGES	443	234	81	655 KNIT ETC FABRICS	43	228	82
511 HYDROCARBONS NES,DERIVS	749	165	59	657 SPECIAL TEXTILE ETC PROD	186	247	85
514 NITROGEN-FUNCTN COMPOUNDS	574	714	251	661 CEMENT ETC BUILDING PROD	7 875	165	60
523 OTHR INORGANIC CHEMICALS	396	88	30	662 CLAY,REFRACTORY BLDG PRD	6 190	988	332
533 PIGMENTS,PAINTS,ETC	120	106	37	663 OTH NONMETAL MINERAL MFS	122	91	33
541 MEDICINAL ETC PRODUCTS	417	404	141	664 GLASS	7 682	937	318
553 PERFUMERY,COSMETICS,ETC	68	108	34	665 GLASSWARE	1 165	626	217
554 SOAPS,CLEANING ETC PREPS	159	95	32	666 POTTERY	65	97	34
562 FERTILIZERS MANUFACTURED	4 562	278	99	672 IRON,STL PRIMARY FORMS	10 301	541	205
583 PROD OF POLYMERIZING ETC	3 602	1 184	421	674 IRN,STL UNIV,PLATE,SHEET	10 840	920	328
591 PESTICIDES,DISINFECTANTS	356	927	325	678 IRON,STL TUBES,PIPES,ETC	166	217	77
592 STARCH,INULIN,GLUTEN,ETC	145	84	30	684 ALUMINIUM	475	360	126
625 RUBBER TYRES,TUBES	223	196	67	691 STRUCTURES AND PARTS NES	1 072	276	100
641 PAPER AND PAPERBOARD	901	242	85	693 WIRE PRODUCTS NON ELECTR	582	413	140
642 ARTICLES OF PAPER ETC	160	254	85	694 STL,COPPR NAILS,NUTS,ETC	231	138	47
664 GLASS	824	175	60	695 TOOLS	299	1 024	353
665 GLASSWARE	50	114	42	696 CUTLERY	59	159	55
666 POTTERY	108	400	142	697 BASE MTL HOUSEHOLD EQUIP	340	444	152
692 METAL TANKS,BOXES,ETC	1 256	1 155	394	699 OTHER METAL MANUFACTURES	756	1 508	535
695 TOOLS	64	94	34	713 INTRNL COMBUS PISTN ENGN	49	287	98
699 OTHER METAL MANUFACTURES	723	574	193	716 ROTATING ELECTRIC PLANT	664	1 574	517
713 INTRNL COMBUS PISTN ENGN	9	123	45	721 AGRIC MACHY,EXC TRACTORS	465	363	129
722 TRACTORS NON-ROAD	481	498	174	722 TRACTORS NON-ROAD	675	630	217
723 CIVIL ENGINEERG EQUIP ETC	7	89	32	723 CIVIL ENGINEERG EQUIP ETC	379	613	218
725 PAPER ETC MILL MACHINERY	29	146	48	724 TEXTILE,LEATHER MACHNRY	149	762	272
726 PRNTG,BKBDNG MACHY,PTS	132	745	262	725 PAPER ETC MILL MACHINERY	110	278	98
728 OTH MACHY FOR SPCL INDUS	55	407	139	726 PRNTG,BKBDNG MACHY,PTS	260	887	300
736 MACHINE TOOLS FOR METAL	4	94	30	727 FOOD MACHRY NON-DOMESTIC	85	393	140
741 HEATING,COOLING EQUIPMNT	17	177	63	728 OTH MACHY FOR SPCL INDUS	589	3 284	1 192
745 NONELEC MACHY,TOOLS NES	79	243	85	736 MACHINE TOOLS FOR METAL	120	560	196
749 NONELEC MACH PTS,ACC NES	32	124	37	737 METALWORKING MACHNRY NES	35	299	106
751 OFFICE MACHINES	17	103	35	741 HEATING,COOLING EQUIPMNT	369	1 716	611
761 TELEVISION RECEIVERS	39	105	40	742 PUMPS FOR LIQUIDS ETC	113	453	165
764 TELECOM EQPT,PTS,ACC NES	35	108	45	743 PUMPS NES,CENTRIFUGES ETC	312	685	238
772 SWITCHGEAR ETC & PTS NES	12	136	45	744 MECHANICAL HANDLING EQU	871	1 193	443
781 PASS MOTOR VEH EXC BUSES	865	3 008	1 063	745 NONELEC MACHY,TOOLS NES	551	3 575	1 263
784 MOTOR VEHCL PTS,ACC NES	2 394	4 755	1 755	749 NONELEC MACH PTS,ACC NES	356	1 095	385
851 FOOTWEAR	35	139	45	751 OFFICE MACHINES	67	388	139
874 MEASURNG,CONTROLNG INSTR	9	208	69	752 AUTOMTIC DATA PROC EQUIP	2	128	47
882 PHOTO,CINEMA SUPPLIES	79	239	84	759 OFFICE & ADP MCH PTS,ACC	2	211	77
885 WATCHES AND CLOCKS	20	478	164	763 SOUND RECORDRS,PHONOGRPH	50	273	100
893 ARTICLES OF PLASTIC NES	125	172	67	772 SWITCHGEAR ETC & PTS NES	2	162	51
897 GOLD,SILVER WARE,JEWELRY		788	272	778 ELECTRICAL MACHINERY NES	589	489	170
898 MUSICAL INSTRUMENTS,PTS	29	159	57	781 PASS MOTOR VEH EXC BUSES	651	2 272	795
TRINIDAD TOB				782 LORRIES,SPCL MTR VEH NES	110	253	84
IMPORTS	549 962	44 944	16 018	784 MOTOR VEHCL PTS,ACC NES	337	1 135	401
034 FISH FRESH,CHILLED,FROZN	488	377	133	848 HEADGEAR,NONTXTL CLOTHNG	35	85	31
072 COCOA	1 054	746	270	851 FOOTWEAR	150	806	290
121 TOBACCO UNMNFCTRD,REFUSE	726	943	358	872 MEDICAL INSTRUMENTS NES	4	187	67
278 OTHER CRUDE MINERALS	162 259	9 665	3 363	874 MEASURNG,CONTROLNG INSTR	109	1 165	395
288 NONFERR METAL SCRAP NES	371	127	42	882 PHOTO,CINEMA SUPPLIES	128	352	122
334 PETROLEUM PRODUCTS,REFIN	104 770	14 488	5 132	884 OPTICAL GOODS NES		92	31
512 ALCOHOLS,PHENOLS,ETC	114 297	5 137	1 754	892 PRINTED MATTER	14	105	37
673 IRON AND STEEL SHAPES	162 332	10 519	3 924	893 ARTICLES OF PLASTIC NES	2 332	1 835	640
899 OTHER MANUFACTURED GOODS	1	182	64	894 TOYS,SPORTING GOODS,ETC	82	122	41
EXPORTS	140 038	61 146	21 430	895 OFFICE SUPPLIES NES	122	460	158
022 MILK AND CREAM	8 113	2 121	701	897 GOLD,SILVER WARE,JEWELRY		180	63
048 CEREAL ETC PREPARATIONS	7 310	696	257	899 OTHER MANUFACTURED GOODS	536	347	124
054 VEG ETC FRSH,SMPLY PRSVD	148	229	83	GRENADA			
058 FRUIT PRESERVED,PREPARED	568	88	30	IMPORTS	10 323	5 523	1 917
112 ALCOHOLIC BEVERAGES	2 867	1 445	498	072 COCOA	3 395	2 121	739
292 CRUDE VEG MATERIALS NES	113	298	106	075 SPICES	6 923	3 385	1 171
335 RESIDUAL PETRLM PROD NES	823	151	54	EXPORTS	2 053	1 020	353
424 FIXED VEG OIL NONSOFT	521	117	41	014 MEAT PREPD,PRSVD,NES ETC	222	87	32
				591 PESTICIDES,DISINFECTANTS	158	245	87

7 IMPORTS AND EXPORTS (SPECIAL TRADE) BY COUNTRIES OF PRODUCTION AND CONSUMPTION AND BY GROUPS OF THE SITC-REV. 11 1984

GROUP DESCRIPTION	DT * 100 KG	1 000 DM	1 000 \$	GROUP DESCRIPTION	DT * 100 KG	1 000 DM	1 000 \$
NETH ANTILL				121 TOBACCO UNMNFCTRD, REFUSE	6 170	8 248	2 947
IMPORTS				263 COTTON	16 270	8 432	3 009
058 FRUIT PRESERVED, PREPARED	932	301	112	288 NONFERR METAL SCRAP NES		238	90
112 ALCOHOLIC BEVERAGES				289 PREC METAL ORE, WASTE NES		281	103
288 NONFERR METAL SCRAP NES	2 436	413	141	291 CRUDE ANIMAL MTRIALS NES	20	103	34
334 PETROLEUM PRODUCTS, REFIN	206 293	14 164	5 142	292 CRUDE VEG MATERIALS NES	20 204	28 786	10 111
516 OTHER ORGANIC CHEMICALS		8 617	3 011	591 PESTICIDES, DISINFECTANTS	76	288	100
743 PUMPS NES, CENTRIFUGES ETC	2	200	70	592 STARCH, INULIN, GLUTEN, ETC	1 984	1 574	580
831 TRAVEL GOODS, HANDBAGS	7	99	38	611 LEATHER	1 907	4 439	1 572
EXPORTS				612 LEATHER ETC MANUFACTURES	1 678	3 573	1 258
011 MEAT FRESH, CHILLD, FROZEN	421	100	35	641 PAPER AND PAPERBOARD	404	88	30
022 MILK AND CREAM	3 456	517	184	651 TEXTILE YARN AND THREAD	12 325	11 685	4 186
058 FRUIT PRESERVED, PREPARED	2 064	224	77	652 COTTON FABRICS, WOVEN	2 613	3 311	1 206
061 SUGAR AND HONEY	5 270	355	127	667 PEARL, PREC-, SEMI-P STONE		1 120	371
062 SUGAR PREPS NON-COCOA	219	145	52	671 PIG IRON ETC	10 905	6 835	2 325
111 NON-ALCOHL BEVERAGES NES	3 115	504	177	728 OTH MACHY FOR SPCL INDUS	19	164	62
112 ALCOHOLIC BEVERAGES	2 043	482	170	764 TELECOM EQPT, PTS, ACC NES	165	922	341
278 OTHER CRUDE MINERALS	3 348	147	51	831 TRAVEL GOODS, HANDBAGS	8	104	36
292 CRUDE VEG MATERIALS NES	58	88	31	842 MENS OUTERWEAR NOT KNIT	219	1 166	417
516 OTHER ORGANIC CHEMICALS		800	271	843 WOMENS OUTERWEAR NONKNIT	245	1 465	550
533 PIGMENTS, PAINTS, ETC	86	108	41	846 UNDERWEAR KNITTED	12	83	32
541 MEDICINAL ETC PRODUCTS	147	785	279	892 PRINTED MATTER	325	530	185
551 ESSENTL OIL, PERFUME, ETC	50	139	52	897 GOLD, SILVER WARE, JEWELRY		120	39
553 PERFUMERY, COSMETICS, ETC	387	786	276	EXPORTS			
554 SOAPS, CLEANING ETC PREPS	609	237	83	001 LIVE ANIMALS	13	318	112
582 PROD OF CONDENSATION ETC	72	165	59	061 SUGAR AND HONEY	2 197	380	135
583 PROD OF POLYMERIZING ETC	176	105	39	081 FEEDING STUFF FOR ANIMLS	5 120	1 460	528
598 MISC CHEMICAL PRODS NES	1 783	557	193	098 EDIBLE PRODUCTS, PREPS NES	909	357	122
628 RUBBER ARTICLES NES	30	189	65	112 ALCOHOLIC BEVERAGES	1 377	414	148
635 WOOD MANUFACTURES NES	77	98	31	121 TOBACCO UNMNFCTRD, REFUSE	4 000	897	328
641 PAPER AND PAPERBOARD	654	262	93	233 RUBBER, SYNTHETIC, RECLAIMD	12 162	5 410	1 907
642 ARTICLES OF PAPER ETC	407	310	105	266 SYNTHETIC FIBRE TO SPIN	236	124	47
659 FLOOR COVERINGS ETC	188	233	79	278 OTHER CRUDE MINERALS	1 686	465	159
662 CLAY, REFRACTORY BLDG PRD	823	114	41	287 BASE METAL ORES, CONC NES	1 713	197	69
664 GLASS	1 817	248	88	291 CRUDE ANIMAL MTRIALS NES	128	319	112
665 GLASSWARE	95	248	85	292 CRUDE VEG MATERIALS NES	1 475	3 086	1 085
666 POTTERY	143	942	333	334 PETROLEUM PRODUCTS, REFIN	4 921	1 987	705
673 IRON AND STEEL SHAPES	2 057	213	69	335 RESIDUAL PETRLM PRD NES	5 678	1 032	379
674 IRN, STL UNIV, PLATE, SHEET	26 928	2 263	782	431 PROCESD ANML VEG OIL, ETC	2 436	700	244
678 IRON, STL TUBES, PIPES, ETC	28 960	3 471	1 198	511 HYDROCARBONS NES, DERIVS	8 036	2 734	973
682 COPPER EXC CEMENT COPPER	365	291	103	512 ALCOHOLS, PHENOLS, ETC	5 987	2 277	795
684 ALUMINIUM	91	135	45	513 ORGANIC ACIDS, ETC	25 790	10 684	3 748
692 METAL TANKS, BOXES, ETC	123	100	35	514 NITROGEN-FUNCTN COMPOUNDS	18 441	14 236	5 128
693 WIRE PRODUCTS NON ELECTR	1 088	603	207	515 ORG-INORG COMPOUNDS ETC	7 403	20 069	7 144
694 STL, COPPR NAILS, NUTS, ETC	693	375	130	516 OTHER ORGANIC CHEMICALS	6 783	6 908	2 428
695 TOOLS	209	497	169	522 INORG ELEMNTS, OXIDES, ETC	57 579	9 693	3 438
696 CUTLERY	30	238	83	523 OTHR INORGANIC CHEMICALS	36 757	7 187	2 551
697 BASE MTL HOUSEHOLD EQUIP	189	279	92	531 SYNT DYE, NAT INDGO, LAKES	5 262	20 492	7 181
699 OTHER METAL MANUFACTURES	457	791	280	532 DYES NES, TANNING PRODS	2 508	1 046	360
712 STEAM ENGINES, TURBINES	36	531	187	533 PIGMENTS, PAINTS, ETC	9 245	5 455	1 950
713 INTRNL COMBUS PISTN ENGN	122	795	278	541 MEDICINAL ETC PRODUCTS	2 613	30 124	10 794
722 TRACTORS NON-ROAD	75	83	30	551 ESSENTL OIL, PERFUME, ETC	456	2 113	752
723 CIVIL ENGINEER EQUIP ETC	243	312	104	553 PERFUMERY, COSMETICS, ETC	54	225	75
728 OTH MACHY FOR SPCL INDUS	147	590	206	554 SOAPS, CLEANING ETC PREPS	11 896	4 707	1 667
741 HEATING, COOLING EQUIPMNT	198	334	117	562 FERTILIZERS MANUFACTURED	3 898	576	203
742 PUMPS FOR LIQUIDS ETC	42	400	144	572 EXPLOSIVES, PYROTECH PRD	203	123	47
743 PUMPS NES, CENTRIFUGES ETC	176	982	337	582 PROD OF CONDENSATION ETC	13 946	10 030	3 535
744 MECHANICAL HANDLING EQU	53	134	45	583 PROD OF POLYMERIZING ETC	47 512	16 621	5 807
745 NONELEC MACHY, TOOLS NES	79	325	114	584 CELLULOSE DERIVATIVES ETC	2 443	2 968	1 024
749 NONELEC MACH PTS, ACC NES	228	979	348	585 PLASTIC MATERIALS NES	267	593	214
751 OFFICE MACHINES	57	236	81	591 PESTICIDES, DISINFECTANTS	11 562	17 434	6 166
764 TELECOM EQPT, PTS, ACC NES	42	324	110	592 STARCH, INULIN, GLUTEN, ETC	1 113	1 374	484
772 SWITCHGEAR ETC & PTS NES	285	864	304	598 MISC CHEMICAL PRODS NES	17 641	11 267	4 001
773 ELECTR DISTRIBUTING MACH	760	461	161	621 MATERIALS OF RUBBER	179	289	97
775 HOUSEHOLD TYPE EQUIP NES	30	117	39	625 RUBBER TYRES TUBES	88	85	30
778 ELECTRICAL MACHINERY NES	378	695	232	628 RUBBER ARTICLES NES	189	765	272
781 PASS MOTOR VEH EXC BUSES	1 126	4 031	1 384	641 PAPER AND PAPERBOARD	9 161	3 482	1 224
784 MOTOR VEHCL PTS, ACC NES	76	266	95	642 ARTICLES OF PAPER ETC	313	786	282
786 VEH NES NONMOTR, TRAILERS	1 796	2 398	773	651 TEXTILE YARN AND THREAD	1 930	2 199	774
812 PLUMB, HEATING, LGHTNG EQU	243	667	237	652 COTTON FABRICS, WOVEN	28	94	32
821 FURNITURE	4 144	2 308	786	653 WOVN MAN-MADE FIB FABRIC	108	690	243
831 TRAVEL GOODS, HANDBAGS	54	248	86	655 KNIT ETC FABRICS	68	392	141
842 MENS OUTERWEAR NOT KNIT	33	420	151	657 SPECIAL TEXTILE ETC PRD	315	1 374	488
843 WOMENS OUTERWEAR NONKNIT	6	210	77	662 CLAY, REFRACTORY BLDG PRD	12 870	2 431	852
844 UNDERWEAR NOT KNIT	36	381	135	663 OTH NONMETAL MINERAL MFS	785	825	292
846 UNDERWEAR KNITTED	11	151	54	664 GLASS	3 517	1 747	618
848 HEADGEAR, NONTXL CLOTHNG	7	102	33	665 GLASSWARE	440	628	222
851 FOOTWEAR	44	273	93	666 POTTERY	100	333	119
872 MEDICAL INSTRUMENTS NES		96	32	667 PEARL, PREC-, SEMI-P STONE		247	85
873 METERS & COUNTERS NES	45	128	43	671 PIG IRON ETC	997	199	72
874 MEASURNG, CONTROLNG INSTR	36	1 123	391	673 IRON AND STEEL SHAPES	10 283	1 277	457
881 PHOTO APPAR & EQUIPT NES	17	215	72	674 IRN, STL UNIV, PLATE, SHEET	210 977	20 285	7 167
884 OPTICAL GOODS NES		403	139	675 IRON, STEEL HOOP, STRIP	1 580	530	186
885 WATCHES AND CLOCKS	29	232	83	677 IRN, STL WIRE EXCL W ROD	2 439	593	206
892 PRINTED MATTER	45	100	33	678 IRON STL TUBES, PIPES, ETC	4 063	1 058	369
893 ARTICLES OF PLASTIC NES	1 240	1 146	406	681 SILVER, PLATINUM, ETC		115	40
894 TOYS SPORTING GOODS, ETC	205	609	208	682 COPPER EXC CEMENT COPPER	857	799	286
895 OFFICE SUPPLIES NES	47	232	79	683 NICKEL	35	129	44
897 GOLD, SILVER WARE, JEWELRY		6 396	2 278	684 ALUMINIUM	677	690	241
898 MUSICAL INSTRUMENTS, PTS	127	457	163	685 LEAD	118	180	65
899 OTHER MANUFACTURED GOODS	62	168	49	686 ZINC	37	80	30
COLOMBIA				691 STRUCTURES AND PARTS NES	469	439	152
IMPORTS				692 METAL TANKS, BOXES, ETC	27	86	30
034 FISH FRESH, CHILLED, FROZN	25	795	282	693 WIRE PRODUCTS NON ELECTR	1 427	888	314
057 FRUIT, NUTS, FRESH, DRIED	1 158 564	142 561	50 205	694 STL, COPPR NAILS, NUTS, ETC	272	495	170
058 FRUIT PRESERVED, PREPARED	1 927	1 042	367	695 TOOLS	2 674	6 014	2 116
071 COFFEE AND SUBSTITUTES	1 500 905	1 341 783	472 907	696 CUTLERY	102	667	233
072 COCOA	5 336	4 412	1 459	699 OTHER METAL MANUFACTURES	1 582	1 661	582
				700 INDUSTRIAL PLANT, CHAP 84	82	609	220
				703 INDUSTRIAL PLANT, CHAP 85	6 203	21 150	7 803
				712 STEAM ENGINES TURBINES	20	442	150
				713 INTRNL COMBUS PISTN ENGN	960	4 282	1 508
				714 ENGINES & MOTORS NES	36	1 329	467

7 IMPORTS AND EXPORTS (SPECIAL TRADE) BY COUNTRIES OF PRODUCTION AND CONSUMPTION AND BY GROUPS OF THE SITC-REV. II 1984

GROUP DESCRIPTION	DT * 100 KG	1 000 DM	1 000 \$	GROUP DESCRIPTION	DT * 100 KG	1 000 DM	1 000 \$
716 ROTATING ELECTRIC PLANT	1 318	5 613	1 930	267 OTHER MAN-MADE FIBRES	440	275	102
718 OTH POWER GENERATG MACHY	21	123	43	273 STONE, SAND AND GRAVEL	3 982	170	59
721 AGRIC MACHY, EXC TRACTORS	1 899	2 604	901	278 OTHER CRUDE MINERALS	65 931	1 623	595
722 TRACTORS NON-ROAD	328	313	116	287 BASE METAL ORES, CONC NES	1 915	479	163
723 CIVIL ENGINEERG EQUIP ETC	9 773	18 938	7 087	291 CRUDE ANIMAL MTRIALS NES	24	106	38
724 TEXTILE, LEATHER MACHNRY	4 512	19 675	6 990	292 CRUDE VEG MATERIALS NES	1 358	1 297	443
725 PAPER ETC MILL MACHINERY	232	1 110	397	334 PETROLEUM PRODUCTS, REFIN	2 772	1 452	510
726 PRINTG, BKBINDG MACHY, PTS	1 244	4 809	1 708	335 RESIDUAL PETRLM PROD NES	155 054	12 358	4 488
727 FOOD MACHRY NON-DOMESTIC	657	2 618	974	411 ANIMAL OILS AND FATS	2 191	478	161
728 OTH MACHY FOR SPCL INDUS	5 192	20 887	7 472	424 FIXED VEG OIL NONSOFT	7 440	1 844	632
736 MACHINE TOOLS FOR METAL	932	2 422	868	431 PROCESD ANML VEG OIL, ETC	4 712	2 531	862
737 METALWORKING MACHNRY NES	1 036	2 139	745	511 HYDROCARBONS NES, DERIVS	9 815	2 301	820
741 HEATING, COOLING EQUIPMNT	825	2 934	1 035	512 ALCOHOLS, PHENOLS, ETC	37 509	14 135	4 878
742 PUMPS FOR LIQUIDS ETC	1 079	4 122	1 485	513 ORGANIC ACIDS, ETC	14 898	8 815	3 102
743 PUMPS NES, CENTRIFUGES ETC	1 015	2 695	946	514 NITROGEN-FUNCTN COMPOUNDS	18 973	18 257	6 454
744 MECHANICAL HANDLING EQU	2 803	5 524	1 998	515 ORG-INORG COMPOUNDS ETC	8 573	29 291	10 171
745 NONELEC MACHY, TOOLS NES	2 556	15 488	5 543	516 OTHER ORGANIC CHEMICALS	11 242	4 038	1 405
749 NONELEC MACH PTS, ACC NES	1 211	4 604	1 634	522 INORG ELEMNTS, OXIDES, ETC	48 163	13 428	4 714
751 OFFICE MACHINES	165	818	298	523 OTHR INORGANIC CHEMICALS	66 072	11 222	3 920
752 AUTOMTIC DATA PROC EQUIP	159	5 831	2 084	531 SYNT DYE, NAT INDOG, LAKES	4 862	22 610	7 937
759 OFFICE & ADP MCH PTS, ACC	26	1 043	368	532 DYES NES, TANNING PRODS	37 186	9 718	3 461
762 RADIO BROADCAST RECEIVRS	6	143	51	533 PIGMENTS, PAINTS, ETC	39 249	17 097	6 017
764 TELECOM EQPT, PTS, ACC NES	1 606	20 214	7 077	541 MEDICINAL ETC PRODUCTS	5 587	38 723	13 610
771 ELECTRIC POWER MACHY NES	4 282	10 316	3 766	551 ESSENTL OIL, PERFUME, ETC	3 249	9 677	3 415
772 SWITCHGEAR ETC & PTS NES	1 638	15 434	5 579	553 PERFUMERY, COSMETICS, ETC	8 825	1 017	371
773 ELECTR DISTRIBUTING MACH	1 591	2 912	1 060	554 SOAPS, CLEANING ETC PREPS	9 418	5 327	1 865
774 ELECTRO-MEDCL, XRAY EQUIP	89	3 621	1 241	562 FERTILIZERS MANUFACTURED	138 558	7 490	2 620
775 HOUSEHOLD TYPE EQUIP NES	1 144	809	284	582 PROD OF CONDENSATION ETC	13 808	16 311	5 634
776 TRANSISTORS, VALVES, ETC	45	539	187	583 PROD OF POLYMERIZING ETC	39 728	17 794	6 221
778 ELECTRICAL MACHINERY NES	1 459	5 170	1 842	584 CELLULOSE DERIVATIVES ETC	9 430	7 770	2 675
781 PASS MOTOR VEH EXC BUSES	12 208	31 695	10 787	585 PLASTIC MATERIALS NES	110	1 539	553
782 LORRIES, SPCL MTR VEH NES	663	1 069	400	591 PESTICIDES, DISINFECTANTS	13 859	17 792	6 247
783 ROAD MOTOR VEHICLES NES	151	195	75	592 STARCH, INULIN, GLUTEN, ETC	3 024	2 263	772
784 MOTOR VEHCL PTS, ACC NES	2 278	6 358	2 254	598 MISC CHEMICAL PRODS NES	78 405	36 306	12 792
785 MOTOR & OTHER CYCLES ETC	1 553	1 186	418	611 LEATHER	30	279	106
791 RAILWAY VEHICLES	725	1 702	556	612 LEATHER ETC MANUFACTURES	12	173	60
792 AIRCRAFT	9	5 050	1 946	621 MATERIALS OF RUBBER	973	650	228
801 INDUSTRIAL PLANT, CHAP 90	27	542	190	628 RUBBER ARTICLES NES	2 141	4 766	1 662
812 PLUMBG, HEATING, LGHTNG EQU	113	467	162	634 VENEERS, PLYWOOD, ETC	1 419	530	180
821 FURNITURE	183	301	106	635 WOOD MANUFACTURES NES	77	115	39
845 OUTERWEAR KNIT NONELASTC	4	87	32	641 PAPER AND PAPERBOARD	24 015	11 326	3 948
847 TXTL CLTHNG ACCESSRYS NES	6	105	35	642 ARTICLES OF PAPER ETC	1 433	1 604	563
848 HEADGEAR, NONTXTL CLOTHNG	12	189	69	651 TEXTILE YARN AND THREAD	1 932	2 590	890
851 FOOTWEAR	51	314	103	652 COTTON FABRICS, WOVEN	226	1 390	476
871 OPTICAL INSTRUMENTS	32	800	285	653 WOVN MAN-MADE FIB FABRIC	227	1 284	442
872 MEDICAL INSTRUMENTS NES	243	5 014	1 790	654 OTH WOVEN TEXTILE FABRIC	89	356	125
873 METERS & COUNTERS NES	44	474	164	655 KNIT ETC FABRICS	35	141	49
874 MEASURNG, CONTROLNG INSTR	690	10 271	3 775	657 SPECIAL TEXTILE ETC PROD	1 044	2 504	861
881 PHOTO APPAR & EQUIPT NES	82	792	273	662 CLAY, REFRACTORY BLOC PRO	13 005	1 984	700
882 PHOTO, CINEMA SUPPLIES	2 995	5 290	1 851	663 OTH NONMETAL MINERAL MFS	7 383	2 383	836
884 OPTICAL GOODS NES	6	469	166	664 GLASS	1 707	1 244	428
885 WATCHES AND CLOCKS	217	1 827	653	665 GLASSWARE	1 927	1 309	454
892 PRINTED MATTER	1 042	1 090	390	666 POTTERY	255	473	163
893 ARTICLES OF PLASTIC NES	2 625	1 697	607	667 PEARL, PREC-, SEMI-P STONE		124	42
894 TOYS, SPORTING GOODS, ETC	26	235	80	671 PIG IRON ETC	13 396	1 857	677
895 OFFICE SUPPLIES NES	178	1 638	571	672 IRON, STL PRIMARY FORMS	1 885	276	90
896 WORKS OF ART ETC		398	133	673 IRON AND STEEL SHAPES	44 067	6 537	2 285
897 GOLD, SILVER WARE, JEWELRY		1 956	723	674 IRN, STL UNIV, PLATE, SHEET	139 443	17 715	6 129
898 MUSICAL INSTRUMENTS, PTS	52	2 627	925	675 IRON, STEEL HOOP, STRIP	14 127	3 024	1 037
899 OTHER MANUFACTURED GOODS	40	593	214	677 IRN, STL WIRE EXCL W ROD	3 015	1 224	426
951 WAR FIREARMS, AMMUNITION	35	821	291	678 IRON, STL TUBES, PIPES, ETC	19 682	3 716	1 323
				681 SILVER, PLATINUM, ETC	8	501	176
				682 COPPER EXC CEMENT COPPER	1 731	1 956	681
				683 NICKEL	601	1 104	393
				684 ALUMINIUM	40 746	29 534	10 301
				686 ZINC	2 395	938	315
				691 STRUCTURES AND PARTS NES	4 297	8 563	3 115
				692 METAL TANKS, BOXES, ETC	1 005	1 460	544
				693 WIRE PRODUCTS NON ELECTR	823	742	255
				694 STL, COPPR NAILS, NUTS, ETC	799	684	237
				695 TOOLS	2 175	6 001	2 089
				696 CUTLERY	833	4 529	1 568
				699 OTHER METAL MANUFACTURES	3 265	4 808	1 697
				700 INDUSTRIAL PLANT, CHAP 84	957	3 952	1 274
				703 INDUSTRIAL PLANT, CHAP 85	217	729	240
				712 STEAM ENGINES, TURBINES	28	183	64
				713 INTRNL COMBUS PISTN ENGN	2 859	6 402	2 270
				716 ROTATING ELECTRIC PLANT	5 389	12 950	4 401
				718 OTH POWER GENERATG MACHY	129	510	180
				721 AGRIC MACHY, EXC TRACTORS	487	1 929	695
				722 TRACTORS NON-ROAD	3 652	4 285	1 414
				723 CIVIL ENGINEERG EQUIP ETC	890	1 867	665
				724 TEXTILE, LEATHER MACHNRY	5 110	28 747	10 144
				725 PAPER ETC MILL MACHINERY	1 701	5 566	2 033
				726 PRINTG, BKBINDG MACHY, PTS	2 123	9 046	3 134
				727 FOOD MACHRY NON-DOMESTIC	620	4 032	1 453
				728 OTH MACHY FOR SPCL INDUS	8 892	34 489	12 061
				736 MACHINE TOOLS FOR METAL	3 197	11 773	4 063
				737 METALWORKING MACHNRY NES	2 389	6 225	2 182
				741 HEATING, COOLING EQUIPMNT	3 125	9 620	3 426
				742 PUMPS FOR LIQUIDS ETC	975	6 542	2 246
				743 PUMPS NES, CENTRIFUGES ETC	1 250	8 294	2 840
				744 MECHANICAL HANDLING EQU	4 897	11 474	3 994
				745 NONELEC MACHY TOOLS NES	2 637	25 511	8 769
				749 NONELEC MACH PTS, ACC NES	6 328	19 313	6 750
				751 OFFICE MACHINES	742	3 542	1 229
				752 AUTOMTIC DATA PROC EQUIP	189	3 910	1 408
				759 OFFICE & ADP MCH PTS, ACC	52	1 636	569
				764 TELECOM EQPT PTS, ACC NES	1 045	14 159	5 063
				771 ELECTRIC POWER MACHY NES	550	1 270	449
				772 SWITCHGEAR ETC & PTS NES	2 133	16 448	5 717
				773 ELECTR DISTRIBUTING MACH	113	285	102
				774 ELECTRO-MEDCL, XRAY EQUIP	238	5 061	1 789
				775 HOUSEHOLD TYPE EQUIP NES	732	1 887	650
				776 TRANSISTORS, VALVES, ETC	15	815	290
VENEZUELA							
IMPORTS							
057 FRUIT, NUTS, FRESH, DRIED	481	190	70	691 STRUCTURES AND PARTS NES	4 297	8 563	3 115
072 COCOA	3 144	2 438	861	692 METAL TANKS, BOXES, ETC	1 005	1 460	544
263 COTTON	2 763	494	176	693 WIRE PRODUCTS NON ELECTR	823	742	255
281 IPON ORE, CONCENTRATES	4 846 266	32 333	11 381	694 STL, COPPR NAILS, NUTS, ETC	799	684	237
288 NONFERR METAL SCRAP NES	1 342	473	159	695 TOOLS	2 175	6 001	2 089
289 PREC METAL ORE, WASTE NES	3	115	40	696 CUTLERY	833	4 529	1 568
291 CRUDE ANIMAL MTRIALS NES	2 524	272	97	699 OTHER METAL MANUFACTURES	3 265	4 808	1 697
292 CRUDE VEG MATERIALS NES	153	330	116	700 INDUSTRIAL PLANT, CHAP 84	957	3 952	1 274
333 CRUDE PETROLEUM	42 095 654	2 544 644	896 365	703 INDUSTRIAL PLANT, CHAP 85	217	729	240
334 PETROLEUM PRODUCTS, REFIN	1 399 577	96 316	34 011	712 STEAM ENGINES, TURBINES	28	183	64
598 MISC CHEMICAL PRODS NES	2 502	241	82	713 INTRNL COMBUS PISTN ENGN	2 859	6 402	2 270
671 PIG IRON ETC	5 440	161	57	716 ROTATING ELECTRIC PLANT	5 389	12 950	4 401
672 IRON, STL PRIMARY FORMS	3 535	194	70	718 OTH POWER GENERATG MACHY	129	510	180
673 IRON AND STEEL SHAPES	116 856	8 037	3 036	721 AGRIC MACHY, EXC TRACTORS	487	1 929	695
675 IRON, STEEL HOOP, STRIP	30 444	2 652	883	722 TRACTORS NON-ROAD	3 652	4 285	1 414
684 ALUMINIUM	118 732	52 123	19 563	723 CIVIL ENGINEERG EQUIP ETC	890	1 867	665
716 ROTATING ELECTRIC PLANT	84	252	87	724 TEXTILE, LEATHER MACHNRY	5 110	28 747	10 144
728 OTH MACHY FOR SPCL INDUS	95	327	118	725 PAPER ETC MILL MACHINERY	1 701	5 566	2 033
793 SHIPS AND BOATS	158 950	1 389	526	726 PRINTG, BKBINDG MACHY, PTS	2 123	9 046	3 134
971 GOLD, NON MONETARY NES		121	43	727 FOOD MACHRY NON-DOMESTIC	620	4 032	1 453
EXPORTS							
001 LIVE ANIMALS	21	466	165	736 MACHINE TOOLS FOR METAL	3 197	11 773	4 063
022 MILK AND CREAM	354	99	35	737 METALWORKING MACHNRY NES	2 389	6 225	2 182
024 CHEESE AND CURD	132	107	38	741 HEATING, COOLING EQUIPMNT	3 125	9 620	3 426
037 FISH ETC PREPD PRSVD NES	26	88	32	742 PUMPS FOR LIQUIDS ETC	975	6 542	2 246
048 CEREAL ETC PREPARATIONS	187 462	15 864	5 787	743 PUMPS NES, CENTRIFUGES ETC	1 250	8 294	2 840
054 VEG ETC FRSH, SMPLY PRSVD	28 480	9 555	3 562	744 MECHANICAL HANDLING EQU	4 897	11 474	3 994
056 VEGETABLES ETC, PRSVD, PREPD	63	93	33	745 NONELEC MACHY TOOLS NES	2 637	25 511	8 769
061 SUGAR AND HONEY	3 148	324	109	749 NONELEC MACH PTS, ACC NES	6 328	19 313	6 750
075 SPICES	206	120	42	751 OFFICE MACHINES	742	3 542	1 229
081 FEEDING STUFF FOR ANIMLS	2 372	1 743	615	752 AUTOMTIC DATA PROC EQUIP	189	3 910	1 408
098 EDIBLE PRODUCTS, PREPS NES	1 663	1 753	617	759 OFFICE & ADP MCH PTS, ACC	52	1 636	569
112 ALCOHOLIC BEVERAGES	935	395	138	764 TELECOM EQPT PTS, ACC NES	1 045	14 159	5 063
233 RUBBER, SYNTHETIC, RECLAIMD	37 147	14 423	5 041	771 ELECTRIC POWER MACHY NES	550	1 270	449
251 PULP AND WASTE PAPER	1 446	277	97	772 SWITCHGEAR ETC & PTS NES	2 133	16 448	5 717
263 COTTON	3 678	1 595	533	773 ELECTR DISTRIBUTING MACH	113	285	102
266 SYNTHETIC FIBRE TO SPIN	2 591	1 680	619	774 ELECTRO-MEDCL, XRAY EQUIP	238	5 061	1 789
				775 HOUSEHOLD TYPE EQUIP NES	732	1 887	650

7 IMPORTS AND EXPORTS (SPECIAL TRADE) BY COUNTRIES OF PRODUCTION AND CONSUMPTION AND BY GROUPS OF THE SITC-REV. II 1984

GROUP DESCRIPTION	DT * 100 KG	1 000 DM	1 000 \$	GROUP DESCRIPTION	DT * 100 KG	1 000 DM	1 000 \$
778 ELECTRICAL MACHINERY NES	29 151	24 779	8 739	728 OTH MACHY FOR SPCL INDUS	339	1 439	514
781 PASS MOTOR VEH EXC BUSES	2 864	12 031	4 249	736 MACHINE TOOLS FOR METAL	207	465	158
782 LORRIES, SPCL MTR VEH NES	36	97	34	743 PUMPS NES, CENTRIFUGES ETC	120	120	40
783 ROAD MOTOR VEHICLES NES	126	289	97	744 MECHANICAL HANDLING EQU	417	405	144
784 MOTOR VEHCL PTS, ACC NES	3 609	11 595	3 977	745 NONELEC MACHY, TOOLS NES	167	586	202
785 MOTOR & OTHER CYCLES ETC	27	121	43	749 NONELEC MACH PTS, ACC NES	333	636	224
786 VEH NES NONMOTR, TRAILERS	5 249	3 225	1 069	764 TELECOM EQPT, PTS, ACC NES	11	445	162
791 RAILWAY VEHICLES	38	314	114	771 ELECTRIC POWER MACHY NES	939	878	323
812 PLUMBING, HEATING, LIGHTING EQU	99	226	78	772 SWITCHGEAR ETC & PTS NES	331	822	294
821 FURNITURE	1 233	2 524	816	778 ELECTRICAL MACHINERY NES	445	510	179
831 TRAVEL GOODS, HANDBAGS	31	109	35	781 PASS MOTOR VEH EXC BUSES	628	1 101	388
843 WOMENS OUTERWEAR NONKNIT	11	166	54	784 MOTOR VEHCL PTS, ACC NES	123	339	114
845 OUTERWEAR KNIT NONELASTC	16	154	50	785 MOTOR & OTHER CYCLES ETC	240	537	196
846 UNDERWEAR KNITTED	22	98	31	821 FURNITURE	129	91	32
848 HEADGEAR, NONTEXT CLOTHING	11	373	131	851 FOOTWEAR	61	299	107
851 FOOTWEAR	114	586	197	872 MEDICAL INSTRUMENTS NES	46	206	73
871 OPTICAL INSTRUMENTS	29	1 801	629	874 MEASURING, CONTROLLING INSTR	23	243	79
872 MEDICAL INSTRUMENTS NES	398	4 662	1 664	882 PHOTO, CINEMA SUPPLIES	85	104	38
873 METERS & COUNTERS NES	10	214	80	884 OPTICAL GOODS NES	108	37	37
874 MEASURING, CONTROLLING INSTR	944	9 293	3 283	893 ARTICLES OF PLASTIC NES	776	469	171
881 PHOTO APPAR & EQUIPT NES	150	1 507	531	895 OFFICE SUPPLIES NES	104	211	73
882 PHOTO, CINEMA SUPPLIES	4 669	13 840	4 866				
884 OPTICAL GOODS NES	2	449	157	FRENCH GUIAN			
885 WATCHES AND CLOCKS	25	445	150	IMPORTS	655	1 095	383
892 PRINTED MATTER	2 000	2 549	896				
893 ARTICLES OF PLASTIC NES	583	2 220	815				
894 TOYS, SPORTING GOODS, ETC	128	474	169	211 HIDES, SKINS, UNDRESSED	131	505	177
895 OFFICE SUPPLIES NES	304	2 742	950	611 LEATHER	13	173	62
897 GOLD, SILVER WARE, JEWELRY	11	897	316				
898 MUSICAL INSTRUMENTS, PTS	658	3 012	1 052	EXPORTS	19 760	15 771	5 425
899 OTHER MANUFACTURED GOODS	279	1 195	413				
951 WAR FIREARMS, AMMUNITION	50	2 309	785	112 ALCOHOLIC BEVERAGES	824	123	42
961 COIN NONGOLD, NONCURRENT	5 500	4 179	1 550	122 TOBACCO MFRS	52	148	52
				533 PIGMENTS, PAINTS, ETC	197	189	68
GUAYANA				625 RUBBER TYRES, TUBES	231	193	69
IMPORTS	1 314 293	45 713	15 922	673 IRON AND STEEL SHAPES	1 206	89	34
042 RICE	11 071	1 215	406	684 ALUMINIUM	464	553	179
112 ALCOHOLIC BEVERAGES	19 906	2 979	1 019	691 STRUCTURES AND PARTS NES	9 237	5 804	2 005
211 HIDES, SKINS, UNDRESSED	102	166	63	714 ENGINES & MOTORS NES		244	79
267 BASE METAL ORES, CONC NES	1 276 471	39 616	13 835	716 ROTATING ELECTRIC PLANT	35	99	33
512 ALCOHOLS, PHENOLS, ETC	6 668	941	325	722 TRACTORS NON-ROAD	283	307	100
941 ZOO ANIMALS, PETS	36	753	262	723 CIVIL ENGINEER EQUIP ETC	137	162	57
EXPORTS	4 513	4 302	1 520	728 OTH MACHY FOR SPCL INDUS	64	347	114
695 TOOLS	82	182	68	741 HEATING, COOLING EQUIPMNT	1 969	1 262	413
713 INTRNL COMBUS PISTN ENGN	22	185	69	744 MECHANICAL HANDLING EQU	297	263	93
716 ROTATING ELECTRIC PLANT	969	624	225	745 NONELEC MACHY, TOOLS NES	36	188	62
723 CIVIL ENGINEER EQUIP ETC	64	239	86	775 HOUSEHOLD TYPE EQUIP NES	51	115	39
728 OTH MACHY FOR SPCL INDUS	223	572	200	781 PASS MOTOR VEH EXC BUSES	1 667	3 207	1 125
744 MECHANICAL HANDLING EQU	205	431	149	784 MOTOR VEHCL PTS, ACC NES	122	409	147
781 PASS MOTOR VEH EXC BUSES	251	777	273	881 PHOTO APPAR & EQUIPT NES	9	97	36
				893 ARTICLES OF PLASTIC NES	156	129	42
				ECUADOR			
SURINAME				IMPORTS	917 627	157 062	55 118
IMPORTS	297 701	59 703	21 276	056 VEGTBLES ETC PRSVD, PREPD	3 258	2 328	825
042 RICE	202 718	25 708	9 080	057 FRUIT, NUTS, FRESH, DRIED	681 795	87 531	31 195
072 COCOA	2 169	1 432	490	071 COFFEE AND SUBSTITUTES	9 655	12 383	4 250
112 ALCOHOLIC BEVERAGES	1 613	230	85	072 COCOA	30 021	22 464	7 776
247 OTH WOOD ROUGH, SQUARED	9 023	655	233	073 CHOCOLATE AND PRODUCTS	415	184	67
288 NONFERR METAL SCRAP NES	728	229	82	081 FEEDING STUFF FOR ANIMALS	167 747	16 207	5 307
424 FIXED VEG OIL NONSOFT	1 047	332	110	223 SEEDS FOR OTH FIXED OILS	5 027	737	284
431 PROCESD ANML VEG OIL, ETC	1 263	121	42	246 WOOD SHAPED	3 400	3 581	1 258
684 ALUMINIUM	78 530	30 749	11 069	265 VEG FIBRE, EXCL COTN JUTE	4 024	1 090	385
EXPORTS	54 994	29 159	10 230	288 NONFERR METAL SCRAP NES	1 489	85	30
048 CEREAL ETC PREPARATIONS	7 399	643	231	292 CRUDE VEG MATERIALS NES	3 296	1 228	438
424 FIXED VEG OIL NONSOFT	541	119	44	424 FIXED VEG OIL NONSOFT	5 746	2 203	804
512 ALCOHOLS, PHENOLS, ETC	414	174	62	532 DYES NES, TANNING PRODS	10	98	34
515 ORG-INORG COMPOUNDS ETC	450	117	40	541 MEDICINAL ETC PRODUCTS	6	563	189
523 OTHR INORGANIC CHEMICALS	855	116	40	634 VENEERS, PLYWOOD, ETC	607	535	180
533 PIGMENTS, PAINTS, ETC	314	242	86	657 SPECIAL TEXTILE ETC PROD	16	171	62
541 MEDICINAL ETC PRODUCTS	286	421	148	674 MEASURING, CONTROLLING INSTR	1	970	348
553 PERFUMERY, COSMETICS, ETC	473	647	235	941 ZOO ANIMALS, PETS	25	328	118
554 SOAPS, CLEANING ETC PREPS	220	157	55	971 GOLD, NON MONETARY NES	2 864	1 036	
582 PROD OF CONDENSATION ETC	259	145	53	EXPORTS	407 197	286 418	101 011
583 PROD OF POLYMERIZING ETC	10 936	3 187	1 118	054 VEG ETC FRSH, SIMPLY PRSVD	100	349	114
591 PESTICIDES, DISINFECTANTS	1 937	1 853	645	061 SUGAR AND HONEY	1 202	193	68
592 STARCH, INULIN, GLUTEN, ETC	530	195	70	081 FEEDING STUFF FOR ANIMALS	3 665	1 152	405
598 MISC CHEMICAL PRODS NES	606	144	47	098 EDIBLE PRODUCTS, PREPS NES	13	85	30
611 LEATHER	50	232	80	233 RUBBER, SYNTHETIC, RECLAIMD	14 090	4 589	1 582
628 RUBBER ARTICLES NES	71	137	51	266 SYNTHETIC FIBRE TO SPIN	13 634	6 680	2 351
641 PAPER AND PAPERBOARD	762	304	105	278 OTHER CRUDE MINERALS	533	98	32
642 ARTICLES OF PAPER ETC	215	184	64	292 CRUDE VEG MATERIALS NES	106	236	82
651 TEXTILE YARN AND THREAD	136	135	46	334 PETROLEUM PRODUCTS, REFIN	1 836	814	279
663 OTH NONMETAL MINERAL MFS	113	143	48	335 RESIDUAL PETRLM PROD NES	21 965	2 949	1 043
664 GLASS	1 229	215	72	431 PROCESD ANML VEG OIL, ETC	1 445	399	139
673 IRON AND STEEL SHAPES	7 910	612	227	511 HYDROCARBONS NES, DERIVS	4 020	1 013	355
693 WIRE PRODUCTS NON ELECTR	942	246	85	512 ALCOHOLS, PHENOLS, ETC	10 217	2 713	983
694 STL, COPPR NAILS, NUTS, ETC	540	226	76	513 ORGANIC ACIDS, ETC	3 907	2 648	907
695 TOOLS	348	655	230	514 NITROGEN-FUNCTN COMPOUNDS	820	2 381	845
696 CUTLERY	39	119	41	515 ORG-INORG COMPOUNDS ETC	541	6 760	2 400
697 BASE MTL HOUSEHOLD EQUIP	821	1 115	390	516 OTHER ORGANIC CHEMICALS	1 998	1 358	475
699 OTHER METAL MANUFACTURES	1 023	968	334	522 INORG ELEMNTS, OXIDES, ETC	11 444	2 900	1 018
713 INTRNL COMBUS PISTN ENGN	67	218	73	523 OTHR INORGANIC CHEMICALS	23 664	3 095	1 090
721 AGRIC MACHY, EXC TRACTORS	63	106	39	531 SYNT DYE, NAT INDGO, LAKES	1 703	6 657	2 337
723 CIVIL ENGINEER EQUIP ETC	1 443	769	267	532 DYES NES, TANNING PRODS	2 664	719	253
724 TEXTILE, LEATHER MACHNRY	31	170	62	533 PIGMENTS, PAINTS, ETC	9 312	4 297	1 524
725 PAPER ETC MILL MACHINERY	17	121	42	541 MEDICINAL ETC PRODUCTS	2 392	24 554	8 689
726 PRINTING, BOOKBINDING MACHY, PTS	220	781	294	551 ESSENTL OIL, PERFUME, ETC	494	1 764	632
727 FOOD MACHRY NON-DOMESTIC	346	1 259	416	553 PERFUMERY, COSMETICS, ETC	46	159	55
				554 SOAPS, CLEANING ETC PREPS	3 126	1 777	625
				562 FERTILIZERS MANUFACTURED	22 072	1 623	583

7 IMPORTS AND EXPORTS (SPECIAL TRADE) BY COUNTRIES OF PRODUCTION AND CONSUMPTION AND BY GROUPS OF THE SITC-REV. 11 1984

GROUP DESCRIPTION	DT = 100 KG	1 000 DM	1 000 \$	GROUP DESCRIPTION	DT = 100 KG	1 000 DM	1 000 \$
582 PROD OF CONDENSATION ETC	47 491	18 633	6 526	268 WOOL(EXC TOPS),ANML HAIR	11 310	21 743	7 772
583 PROD OF POLYMERIZING ETC	46 181	13 547	4 754	281 IRON ORE, CONCENTRATES	532 629	4 668	1 573
584 CELLULOSE DERIVATIVES ETC	1 095	1 247	437	287 BASE METAL ORES, CONC NES	621 415	78 197	27 761
591 PESTICIDES, DISINFECTANTS	14 942	14 051	4 948	289 PREC METAL ORE, WASTE NES	7 274	13 323	4 599
592 STARCH, INULIN, GLUTEN, ETC	667	459	167	291 CRUDE ANIMAL MTRIALS NES	730	1 045	369
598 MISC CHEMICAL PRODS NES	5 999	5 325	1 870	292 CRUDE VEG MATERIALS NES	2 199	2 459	864
621 MATERIALS OF RUBBER	357	400	139	411 ANIMAL OILS AND FATS	265 202	25 490	8 824
625 RUBBER TYRES, TUBES	221	190	69	431 PROCESD ANML VEG OIL, ETC	2 103	142	55
628 RUBBER ARTICLES NES	383	1 277	456	522 INORG ELEMNTS, OXIDES, ETC	354	123	44
635 WOOD MANUFACTURES NES	50	123	41	532 DYES NES, TANNING PRODS	3	270	91
641 PAPER AND PAPERBOARD	2 913	1 480	523	541 MEDICINAL ETC PRODUCTS	2	249	87
642 ARTICLES OF PAPER ETC	376	560	192	551 ESSENTL OIL, PERFUME, ETC	64	585	196
651 TEXTILE YARN AND THREAD	1 712	2 405	846	611 LEATHER	748	1 479	510
657 SPECIAL TEXTILE ETC PROD	170	811	295	613 FUR SKINS TANNED, DRESSED	79	675	234
662 CLAY, REFRACTORY BLDG PRD	16 513	2 287	802	635 WOOD MANUFACTURES NES	421	236	83
663 OTH NONMETAL MINERAL MFS	4 117	1 404	499	651 TEXTILE YARN AND THREAD	24 021	34 401	12 085
664 GLASS	2 017	609	211	652 COTTON FABRICS, WOVEN	6 351	7 544	2 704
665 GLASSWARE	1 072	960	335	653 WOVN MAN-MADE FIB FABRIC	244	272	90
666 POTTERY	56	145	48	654 OTH WOVEN TEXTILE FABRIC	131	757	271
672 IRON, STL PRIMARY FORMS	4 372	399	143	658 TEXTILE ARTICLES NES	128	605	213
673 IRON AND STEEL SHAPES	9 761	1 089	384	659 FLOOR COVERINGS ETC	24	119	40
674 IRN, STL UNIV, PLATE, SHEET	33 266	5 771	2 010	663 OTH NONMETAL MINERAL MFS	2 218	1 915	671
675 IRON, STEEL HOOP, STRIP	5 381	795	276	664 GLASS	243	117	42
678 IRON, STL CASTINGS, PIPES, ETC	509	241	85	665 GLASSWARE	42	122	45
679 IRN, STL CASTINGS UNWORKE	1 000	140	53	667 PEARL, PREC-, SEMI-P STONE	100	128	46
682 COPPER EXC CEMENT COPPER	319	260	97	681 SILVER, PLATINUM, ETC	95	7 024	2 488
684 ALUMINIUM	3 222	2 847	1 010	682 COPPER EXC CEMENT COPPER	182 862	68 997	24 046
691 STRUCTURES AND PARTS NES	577	229	84	689 NON-FER BASE METALS NES	2 052	2 141	760
692 METAL TANKS, BOXES, ETC	234	242	88	742 PUMPS FOR LIQUIDS ETC	40	113	39
693 WIRE PRODUCTS NON ELECTR	386	237	88	821 FURNITURE	52	159	53
694 STL, COPPR NAILS, NUTS, ETC	323	291	104	845 OUTERWEAR KNIT NONELASTC	288	1 106	389
695 TOOLS	2 218	5 403	1 919	846 UNDERWEAR KNITTED	2 349	6 289	2 268
696 CUTLERY	158	322	110	848 HEADGEAR, NONTXLT CLOTHNG	57	957	334
697 BASE MTL HOUSEHOLD EQUIP	248	375	137	874 MEASURNG, CONTROLNG INSTR	1	206	70
699 OTHER METAL MANUFACTURES	4 348	3 792	1 354	897 GOLD, SILVER WARE, JEWELRY	1	147	50
713 INTRNL COMBUS PISTN ENGN	1 841	8 415	2 993	941 ZOO ANIMALS, PETS	2	155	54
714 ENGINES & MOTORS NES	97	306	105	971 GOLD, NON MONETARY NES	1	4 923	1 722
716 ROTATING ELECTRIC PLANT	325	980	356	EXPORTS	1 090 270	376 678	131 905
718 OTH POWER GENERATG MACHY	17	531	204				
721 AGRIC MACHY, EXC TRACTORS	101	142	49				
722 TRACTORS NON-ROAD	3 173	3 194	1 115	001 LIVE ANIMALS	15	352	124
723 CIVIL ENGINEERG EQUIP ETC	2 886	3 389	1 186	022 MILK AND CREAM	7 000	1 810	650
724 TEXTILE, LEATHER MACHNRY	1 771	6 395	2 206	023 BUTTER	178	98	35
725 PAPER ETC MILL MACHINERY	284	1 651	552	024 CHEESE AND CURD	163	96	31
726 PRINTG, BKBINDG MACHY, PTS	241	1 182	417	041 WHEAT ETC UNMILLED	55 994	3 302	1 108
727 FOOD MACHRY NON-DOMESTIC	165	933	330	048 CEREAL ETC PREPARATIONS	11 789	1 586	600
728 OTH MACHY FOR SPCL INDUS	1 084	4 313	1 541	054 VEG ETC FRSH, SMPLY PRSVD	1 166	1 887	642
736 MACHINE TOOLS FOR METAL	611	1 732	604	061 SUGAR AND HONEY	297 039	20 174	7 144
737 METALWORKING MACHNRY NES	70	143	51	081 FEEDING STUFF FOR ANIMLS	756	440	158
741 HEATING, COOLING EQUIPMNT	774	2 378	835	098 EDIBLE PRODUCTS, PREPS NES	734	228	82
742 PUMPS FOR LIQUIDS ETC	516	2 119	742	112 ALCOHOLIC BEVERAGES	628	196	72
743 PUMPS NES, CENTRIFUGES ETC	567	1 925	688	223 SEEDS FOR OTH FIXED OILS	359	91	33
744 MECHANICAL HANDLING EQU	1 189	2 107	736	233 RUBBER, SYNTHETIC, RECLAIMD	3 798	1 347	474
745 NONELEC MACHY, TOOLS NES	847	4 911	1 708	251 PULP AND WASTE PAPER	1 150	223	76
749 NONELEC MACH PTS, ACC NES	672	3 786	1 348	266 SYNTHETIC FIBRE TO SPIN	7 248	2 307	777
751 OFFICE MACHINES	25	154	55	278 OTHER CRUDE MINERALS	1 910	199	68
752 AUTOMTIC DATA PROC EQUIP	14	356	128	291 CRUDE ANIMAL MTRIALS NES	24	114	43
759 OFFICE & ADP MCH PTS, ACC	31	319	110	292 CRUDE VEG MATERIALS NES	582	2 994	1 134
761 TELEVISION RECEIVERS	38	111	37	334 PETROLEUM PRODUCTS REFIN	1 522	830	282
764 TELECOM EQPT, PTS, ACC NES	593	5 208	1 858	335 RESIDUAL PETRLM PROD NES	24 604	3 676	1 294
771 ELECTRIC POWER MACHY NES	243	331	113	431 PROCESD ANML VEG OIL, ETC	1 000	281	101
772 SWITCHGEAR ETC & PTS NES	293	1 623	568	511 HYDROCARBONS NES, DERIVS	5 337	2 035	707
773 ELECTR DISTRIBUTING MACH	141	326	118	512 ALCOHOLS, PHENOLS, ETC	18 285	3 972	1 398
774 ELECTRO-MEDCL, XRAY EQUIP	89	1 666	595	513 ORGANIC ACIDS, ETC	10 818	4 654	1 598
775 HOUSEHOLD TYPE EQUIP NES	104	155	55	514 NITROGEN-FUNCTN COMPOUNDS	3 951	3 212	1 128
776 TRANSISTORS, VALVES, ETC	1	111	37	515 ORG-INORG COMPOUNDS ETC	1 705	9 446	3 274
778 ELECTRICAL MACHINERY NES	3 956	9 680	3 502	516 OTHER ORGANIC CHEMICALS	3 584	2 864	998
781 PASS MOTOR VEH EXC BUSES	3 123	8 719	3 063	522 INORG ELEMNTS, OXIDES, ETC	29 012	4 350	1 524
782 LORRIES, SPCL MTR VEH NES	1 815	2 603	859	523 OTHR INORGANIC CHEMICALS	46 686	7 480	2 600
783 ROAD MOTOR VEHICLES NES	544	888	286	531 SYNT DYE NAT INDGO, LAKES	1 963	7 001	2 431
784 MOTOR VEHCL PTS, ACC NES	2 350	7 922	2 804	532 DYES NES, TANNING PRODS	1 768	836	292
786 VEH NES NONMOTR, TRAILERS	192	291	108	533 PIGMENTS, PAINTS, ETC	8 042	4 130	1 442
812 PLUMBNG, HEATNG, LGHTNG EQU	162	432	148	541 MEDICINAL ETC PRODUCTS	1 387	10 786	3 788
821 FURNITURE	16	264	92	551 ESSENTL OIL, PERFUME, ETC	583	2 376	842
871 OPTICAL INSTRUMENTS	4	128	45	553 PERFUMERY, COSMETICS, ETC	161	626	220
872 MEDICAL INSTRUMENTS NES	912	4 641	1 640	554 SOAPS, CLEANING ETC PREPS	10 666	6 156	2 189
874 MEASURNG, CONTROLNG INSTR	335	4 423	1 536	562 FERTILIZERS MANUFACTURED	49 901	2 202	794
881 PHOTO APPAR & EQUIPT NES	52	648	232	582 PROD OF CONDENSATION ETC	40 389	17 783	6 336
882 PHOTO, CINEMA SUPPLIES	568	1 390	466	583 PROD OF POLYMERIZING ETC	39 766	12 319	4 317
884 OPTICAL GOODS NES		98	31	584 CELLULOSE DERIVATIVES ETC	1 926	1 361	485
892 PRINTED MATTER	376	487	172	585 PLASTIC MATERIALS NES	279	201	73
893 ARTICLES OF PLASTIC NES	386	788	267	591 PESTICIDES, DISINFECTANTS	6 526	8 964	3 173
894 TOYS, SPORTING GOODS, ETC	19	105	37	592 STARCH, INULIN, GLUTEN, ETC	681	591	205
895 OFFICE SUPPLIES NES	663	2 312	811	596 MISC CHEMICAL PRODS NES	14 180	9 116	3 227
897 GOLD, SILVER WARE, JEWELRY		1 469	533	605 INDUSTRIAL PLANT, CHAP 73	608	222	79
898 MUSICAL INSTRUMENTS, PTS	13	89	31	621 MATERIALS OF RUBBER	475	735	254
899 OTHER MANUFACTURED GOODS	119	406	141	625 RUBBER TYRES, TUBES	417	357	122
951 WAR FIREARMS, AMMUNITION	6	149	54	628 RUBBER ARTICLES NES	910	1 908	663
				641 PAPER AND PAPERBOARD	3 830	2 101	741
				642 ARTICLES OF PAPER ETC	490	488	166
				651 TEXTILE YARN AND THREAD	531	597	199
				653 WOVN MAN-MADE FIB FABRIC	45	222	77
				655 KNIT ETC FABRICS	19	91	32
				657 SPECIAL TEXTILE ETC PROD	521	1 112	396
				662 CLAY, REFRACTORY BLDG PRD	9 714	1 878	643
				663 OTH NONMETAL MINERAL MFS	811	950	334
				664 GLASS	321	128	41
				665 GLASSWARE	351	530	186
				671 PIG IRON ETC	2 494	483	166
				672 IRON, STL PRIMARY FORMS	71 353	6 303	2 190
				673 IRON AND STEEL SHAPES	9 660	971	344
				674 IRN, STL UNIV, PLATE, SHEET	193 128	30 004	10 163
				675 IRON, STEEL HOOP, STRIP	7 779	1 071	624
				677 IRN, STL WIRE EXCL W ROD	1 413	300	107
				678 IRON, STL TUBES, PIPES, ETC	11 080	1 323	473
PERU							
IMPORTS	2 276 298	375 264	132 301				
034 FISH FRESH, CHILLED, FROZN	1 232	628	291	657 SPECIAL TEXTILE ETC PROD	521	1 112	396
054 VEG ETC FRSH, SMPLY PRSVD	524	111	37	662 CLAY, REFRACTORY BLDG PRD	9 714	1 878	643
056 VEGTBLES ETC PRSVD, PREPD	6 775	3 212	1 139	663 OTH NONMETAL MINERAL MFS	811	950	334
057 FRUIT, NUTS, FRESH, DRIED	3 442	2 051	707	664 GLASS	321	128	41
058 FRUIT PRESERVED, PREPARED	2 074	1 290	441	665 GLASSWARE	351	530	186
071 COFFEE AND SUBSTITUTES	4 456	3 272	1 150	671 PIG IRON ETC	2 494	483	166
072 COCOA	1 348	1 511	546	672 IRON, STL PRIMARY FORMS	71 353	6 303	2 190
081 FEEDING STUFF FOR ANIMLS	568 786	60 690	21 811	673 IRON AND STEEL SHAPES	9 660	971	344
121 TOBACCO UNMNFCTRD, REFUSE	1 666	1 033	366	674 IRN, STL UNIV, PLATE, SHEET	193 128	30 004	10 163
212 FUR SKINS UNRESSED	30	116	41	675 IRON, STEEL HOOP, STRIP	7 779	1 071	624
248 WOOD SHAPED	1 564	180	63	677 IRN, STL WIRE EXCL W ROD	1 413	300	107
263 COTTON	16 911	9 391	3 250	678 IRON, STL TUBES, PIPES, ETC	11 080	1 323	473

7 IMPORTS AND EXPORTS (SPECIAL TRADE) BY COUNTRIES OF PRODUCTION AND CONSUMPTION AND BY GROUPS OF THE SITC-REV. II 1984

GROUP DESCRIPTION	DT * 100 KG	1 000 DM	1 000 \$	GROUP DESCRIPTION	DT * 100 KG	1 000 DM	1 000 \$
682 COPPER EXC CEMENT COPPER	2 667	1 851	635	273 STONE,SAND AND GRAVEL	44 156	2 842	974
683 NICKEL	249	548	189	278 OTHER CRUDE MINERALS	442 525	20 752	7 256
684 ALUMINIUM	2 847	2 662	937	281 IRON ORE, CONCENTRATES	152 063 157	1 093 820	384 926
692 METAL TANKS, BOXES, ETC	219	341	119	287 BASE METAL ORES, CONC NES	1 159 726	18 133	6 279
693 WIRE PRODUCTS NON ELECTR	2 696	795	280	288 NONFERR METAL SCRAP NES	1 094	4 843	1 731
694 STL COPPR NAILS, NUTS, ETC	571	490	168	291 CRUDE ANIMAL MTRIALS NES	44 438	13 519	4 749
695 TOOLS	1 451	3 210	1 133	292 CRUDE VEG MATERIALS NES	11 658	6 717	2 375
696 CUTLERY	49	229	75	334 PETROLEUM PRODUCTS, REFIN	71 399	8 565	3 093
697 BASE MTL HOUSEHOLD EQUIP	78	150	53	335 RESIDUAL PETRLM PROD NES	32 585	3 264	1 155
699 OTHER METAL MANUFACTURES	1 756	2 054	724	423 FIXED VEG OILS, SOFT	60 381	16 845	5 959
700 INDUSTRIAL PLANT, CHAP 84	2 285	10 727	3 764	424 FIXED VEG OIL NONSOFT	164 055	49 541	17 761
703 INDUSTRIAL PLANT, CHAP 85	103	359	122	431 PROCESD ANML VEG OIL, ETC	24 247	5 196	1 834
711 STEAM BOILERS & AUX PLNT	56	263	96	511 HYDROCARBONS NES, DERIVS	425 500	52 930	18 625
712 STEAM ENGINES, TURBINES	10	176	62	512 ALCOHOLS, PHENOLS, ETC	15 281	3 262	1 131
713 INTRNL COMBUS PISTN ENGN	852	5 911	2 105	513 ORGANIC ACIDS, ETC	12 513	2 957	1 030
716 ROTATING ELECTRIC PLANT	916	2 911	1 043	514 NITROGEN-FUNCTN COMPOUNDS	32 298	11 514	4 102
718 OTH POWER GENERATG MACHY	98	5 047	1 727	515 ORG-INORG COMPOUNDS ETC	1 237	1 910	642
721 AGRIC MACHY, EXC TRACTORS	448	603	211	516 OTHER ORGANIC CHEMICALS	2 882	1 384	487
722 TRACTORS NON-ROAD	1 790	1 947	665	522 INORG ELEMNTS, OXIDES, ETC	99 334	11 804	4 115
723 CIVIL ENGINEERG EQUIP ETC	1 657	2 136	713	523 OTHR INORGANIC CHEMICALS	1	5 835	2 067
724 TEXTILE, LEATHER MACHNRY	3 308	10 326	3 677	531 SVNT DYE, NAT INDGO, LAKES	324	499	167
725 PAPER ETC MILL MACHINERY	271	946	335	532 DYES NES, TANNING PRODS	17 279	3 131	1 103
726 PRINTG, BKBINDG MACHY, PTS	1 681	3 825	1 304	541 MEDICINAL ETC PRODUCTS	2 692	29 132	10 184
727 FOOD MACHRY NON-DOMESTIC	850	2 354	847	551 ESSENTL OIL, PERFUME, ETC	22 165	8 563	3 001
728 OTH MACHY FOR SPCL INDUS	983	3 684	1 271	572 EXPLOSIVES, PYROTECH PROD	379	928	315
736 MACHINE TOOLS FOR METAL	719	1 855	650	582 PROD OF CONDENSATION ETC	2 080	1 161	404
737 METALWORKING MACHNRY NES	63	316	110	583 PROD OF POLYMERIZING ETC	16 377	4 635	1 647
741 HEATING, COOLING EQUIPMNT	1 478	3 805	1 375	584 CELLULOSE DERIVATIVES ETC	158	126	45
742 PUMPS FOR LIQUIDS ETC	206	1 763	628	585 PLASTIC MATERIALS NES	26	15 099	5 159
743 PUMPS NES, CENTRIFUGES ETC	880	3 247	1 137	591 PESTICIDES, DISINFECTANTS	2 705	7 196	2 362
744 MECHANICAL HANDLING EQU	1 015	2 906	1 046	592 STARCH, INULIN, GLUTEN, ETC	1 801	747	271
745 NONELEC MACHY, TOOLS NES	784	4 176	1 437	598 MISC CHEMICAL PRODS NES	81 635	27 405	9 496
749 NONELEC MACH PTS, ACC NES	1 256	3 853	1 346	611 LEATHER	18 227	23 158	8 247
751 OFFICE MACHINES	390	1 813	619	612 LEATHER ETC MANUFACTURES	4 725	24 789	8 664
752 AUTOMTIC DATA PROC EQUIP	19	546	194	613 FUR SKINS TANNED, DRESSED	667	2 176	765
759 OFFICE & ADP MCH PTS, ACC	5	185	64	621 MATERIALS OF RUBBER	36	91	33
763 SOUND RECORDRS, PHONOGRPH	7	246	87	625 RUBBER TYRES, TUBES	811	640	210
764 TELECOM EQPT, PTS, ACC NES	455	3 427	1 192	628 RUBBER ARTICLES NES	1 195	5 906	2 084
771 ELECTRIC POWER MACHY NES	327	741	258	634 VENEERS, PLYWOOD, ETC	165 288	56 120	19 800
772 SWITCHGEAR ETC & PTS NES	740	5 314	1 881	635 WOOD MANUFACTURES NES	42 742	11 226	4 003
773 ELECTR DISTRIBUTING MACH	332	455	155	641 PAPER AND PAPERBOARD	795 380	85 332	30 268
774 ELECTRO-MEDCL, XRAY EQUIP	8	127	44	642 ARTICLES OF PAPER, ETC	510	104	34
775 HOUSEHOLD TYPE EQUIP NES	594	721	244	651 TEXTILE YARN AND THREAD	177 748	163 833	58 067
776 TRANSISTORS, VALVES, ETC	14	234	77	652 COTTON FABRICS, WOVEN	79 388	78 914	27 918
778 ELECTRICAL MACHINERY NES	3 928	9 780	3 547	653 WOVN MAN-MADE FIB FABRIC	1 067	1 289	450
781 PASS MOTOR VEH EXC BUSES	3 358	9 080	3 191	654 OTH WOVEN TEXTILE FABRIC	1 040	1 449	500
782 LORRIES, SPCL MTR VEH NES	4 773	8 623	2 927	656 LACE, RIBBONS, TULLE, ETC	101	850	301
783 ROAD MOTOR VEHICLES NES	605	912	342	657 SPECIAL TEXTILE ETC PROD	58 424	11 117	4 052
784 MOTOR VEHCL PTS, ACC NES	1 837	4 569	1 604	658 TEXTILE ARTICLES NES	43 925	71 525	25 263
786 VEH NES NONMOTR, TRAILERS	401	1 279	454	659 FLOOR COVERINGS ETC	4 069	1 321	457
801 INDUSTRIAL PLANT, CHAP 90	32	195	68	661 CEMENT ETC BUILDING PROD	1 973	332	117
812 PLUMB, HEATING, LIGHTING EQU	132	1 089	387	662 CLAY, REFRACTORY BLDG PRD	7 080	900	311
821 FURNITURE	88	324	113	663 OTH NONMETAL MINERAL MFS	4 535	4 517	1 606
871 OPTICAL INSTRUMENTS	10	288	98	664 GLASS	52 761	27 473	9 812
872 MEDICAL INSTRUMENTS NES	122	1 770	619	665 GLASSWARE	21	234	84
873 METERS & COUNTERS NES	6	176	62	666 POTTERY	6 393	1 098	379
874 MEASURING, CONTROLLING INSTR	245	8 789	3 150	667 PEARL, PREC-, SEMI-P STONE	5 806	29 313	10 248
881 PHOTO APPAR & EQUIP NES	65	858	305	671 PIG IRON ETC	874 181	126 719	45 649
882 PHOTO, CINEMA SUPPLIES	605	1 276	446	672 IRON, STL PRIMARY FORMS	274 291	17 980	6 035
884 OPTICAL GOODS NES	5	101	31	673 IRON AND STEEL SHAPES	593 447	48 665	17 670
885 WATCHES AND CLOCKS	161	713	253	674 IRN, STL UNIV, PLATE, SHEET	1 018 143	91 116	31 906
892 PRINTED MATTER	723	755	261	675 IRON, STEEL HOOP, STRIP	631	239	83
893 ARTICLES OF PLASTIC NES	664	1 167	407	677 IRN, STL WIRE EXCL W ROD	1 413	945	336
894 TOYS, SPORTING GOODS, ETC	121	288	92	678 IRON, STL TUBES, PIPES ETC	19 857	7 829	2 755
895 OFFICE SUPPLIES NES	613	2 015	691	681 SILVER, PLATINUM, ETC	8	90	34
898 MUSICAL INSTRUMENTS, PTS	373	1 264	436	682 COPPER EXC CEMENT COPPER	802	675	231
899 OTHER MANUFACTURED GOODS	217	413	143	684 ALUMINIUM	120 476	50 419	17 648
951 WAR FIREARMS, AMMUNITION	36	511	179	687 TIN	11 362	39 602	13 667
				691 STRUCTURES AND PARTS NES	16 503	5 237	1 777
				692 METAL TANKS, BOXES, ETC	734	125	45
				694 STL COPPR NAILS, NUTS, ETC	2 286	1 151	398
				695 TOOLS	4 081	6 096	2 189
				696 CUTLERY	758	2 482	876
				697 BASE MTL HOUSEHOLD EQUIP	248	278	100
				699 OTHER METAL MANUFACTURES	1 527	1 406	485
				712 STEAM ENGINES, TURBINES	73	1 283	456
				713 INTRNL COMBUS PISTN ENGN	21 829	40 853	14 025
				714 ENGINES & MOTORS NES	126	1 381	512
				716 ROTATING ELECTRIC PLANT	8 358	3 967	1 388
				718 OTH POWER GENERATG MACHY	31	164	55
				721 AGRIC MACHY, EXC TRACTORS	20	181	66
				723 CIVIL ENGINEERG EQUIP ETC	239	185	68
				724 TEXTILE, LEATHER MACHNRY	3 143	4 261	1 481
				725 PAPER ETC MILL MACHINERY	36	114	39
				728 OTH MACHY FOR SPCL INDUS	1 979	16 518	6 154
				736 MACHINE TOOLS FOR METAL	1 890	3 057	1 087
				737 METALWORKING MACHNRY NES	261	136	50
				741 HEATING, COOLING EQUIPMNT	246	775	267
				742 PUMPS FOR LIQUIDS ETC	1 675	5 809	2 047
				743 PUMPS NES, CENTRIFUGES ETC	1 791	2 183	752
				744 MECHANICAL HANDLING EQU	4 581	3 868	1 313
				745 NONELEC MACHY, TOOLS NES	709	4 195	1 504
				749 NONELEC MACH PTS, ACC NES	11 073	16 369	5 764
				751 OFFICE MACHINES	652	1 745	613
				752 AUTOMTIC DATA PROC EQUIP	44	869	320
				759 OFFICE & ADP MCH PTS, ACC	9	458	160
				762 RADIO BROADCAST RECEIVRS	53	469	171
				764 TELECOM EQPT, PTS, ACC NES	636	681	243
				771 ELECTRIC POWER MACHY NES	869	1 142	408
				772 SWITCHGEAR ETC & PTS NES	1 639	9 057	3 155
				773 ELECTR DISTRIBUTING MACH	34	98	34
				775 HOUSEHOLD TYPE EQUIP NES	69	294	96
				776 TRANSISTORS, VALVES, ETC	659	21 268	7 498
				778 ELECTRICAL MACHINERY NES	6 216	16 539	5 772
				781 PASS MOTOR VEH EXC BUSES	6 565	5 977	2 138
BRAZIL							
IMPORTS							
011 MEAT FRESH, CHILLD, FROZEN	138 426	104 164	36 603	697 BASE MTL HOUSEHOLD EQUIP	248	278	100
014 MEAT PREPD, PRSVD, NES ETC	30 429	29 839	10 481	699 OTHER METAL MANUFACTURES	1 527	1 406	485
034 FISH FRESH, CHILLD, FROZEN	220	2 675	935	712 STEAM ENGINES, TURBINES	73	1 283	456
036 SHELL FISH FRESH, FROZEN	80	192	69	713 INTRNL COMBUS PISTN ENGN	21 829	40 853	14 025
045 CEREALS NES UNMILLED	12 586	881	307	714 ENGINES & MOTORS NES	126	1 381	512
054 VEG ETC FRSH, SMPLY PRSVD	1 687	416	137	716 ROTATING ELECTRIC PLANT	8 358	3 967	1 388
056 VEGTBLES ETC PRSVD, PREPD	1 876	1 143	414	718 OTH POWER GENERATG MACHY	31	164	55
057 FRUIT, NUTS, FRESH, DRIED	50 638	19 398	6 703	721 AGRIC MACHY, EXC TRACTORS	20	181	66
058 FRUIT PRESERVED, PREPARED	941 896	369 869	130 484	723 CIVIL ENGINEERG EQUIP ETC	239	185	68
061 SUGAR AND HONEY	465 061	11 078	4 074	724 TEXTILE, LEATHER MACHNRY	3 143	4 261	1 481
062 SUGAR PREPS NON-COCOA	207	95	34	725 PAPER ETC MILL MACHINERY	36	114	39
071 COFFEE AND SUBSTITUTES	917 119	828 536	290 412	728 OTH MACHY FOR SPCL INDUS	1 979	16 518	6 154
072 COCOA	110 560	87 651	30 644	736 MACHINE TOOLS FOR METAL	1 890	3 057	1 087
074 TEA AND MATE	2 285	1 032	365	737 METALWORKING MACHNRY NES	261	136	50
075 SPICES	43 512	25 367	8 758	741 HEATING, COOLING EQUIPMNT	246	775	267
081 FEEDING STUFF FOR ANIMLS	15 192 231	802 177	280 740	742 PUMPS FOR LIQUIDS ETC	1 675	5 809	2 047
098 EDIBLE PRODUCTS, PREPS NES	2 100	1 150	400	743 PUMPS NES, CENTRIFUGES ETC	1 791	2 183	752
112 ALCOHOLIC BEVERAGES	1 228	775	272	744 MECHANICAL HANDLING EQU	4 581	3 868	1 313
121 TOBACCO UNMNFCTRD, REFUSE	158 344	145 480	51 097	745 NONELEC MACHY, TOOLS NES	709	4 195	1 504
122 TOBACCO MFRS	508	1 845	643	749 NONELEC MACH PTS, ACC NES	11 073	16 369	5 764
211 HIDES, SKINS, UNDRESSED	238	737	257	751 OFFICE MACHINES	652	1 745	613
212 FUR SKINS UNDRESSED	272	1 793	627	752 AUTOMTIC DATA PROC EQUIP	44	869	320
222 SEEDS FOR SOFT/FIXED OIL	899 021	76 334	26 087	759 OFFICE & ADP MCH PTS, ACC	9	458	160
233 RUBBER, SYNTHETIC, RECLAIMD	22 818	5 556	1 978	762 RADIO BROADCAST RECEIVRS	53	469	171
245 FUEL WOOD NES, CHARCOAL	27 882	1 286	494	764 TELECOM EQPT, PTS, ACC NES	636	681	243
248 WOOD SHAPED	124 534	20 510	7 332	771 ELECTRIC POWER MACHY NES	869	1 142	408
251 PULP AND WASTE PAPER	1 193 510	149 889	53 156	772 SWITCHGEAR ETC & PTS NES	1 639	9 057	3 155
261 SILK	196	1 359	470	773 ELECTR DISTRIBUTING MACH	34	98	34
263 COTTON	146 311	41 838	14 084	775 HOUSEHOLD TYPE EQUIP NES	69	294	96
265 VEG FIBRE, EXCL COTN JUTE	2 570	1 692	575	776 TRANSISTORS, VALVES, ETC	659	21 268	7 498
266 SYNTHETIC FIBRE TO SPIN	499	156	54	778 ELECTRICAL MACHINERY NES	6 216	16 539	5 772
268 WOOL (EXC TOPS), ANML HAIR	3 655	2 065	738	781 PASS MOTOR VEH EXC BUSES	6 565	5 977	2 138

7 IMPORTS AND EXPORTS (SPECIAL TRADE) BY COUNTRIES OF PRODUCTION AND CONSUMPTION AND BY GROUPS OF THE SITC-REV. II 1984

GROUP DESCRIPTION	DT * 100 KG	1 000 DM	1 000 \$	GROUP DESCRIPTION	DT * 100 KG	1 000 DM	1 000 \$
782 LORRIES, SPCL MTR VEH NES	13 196	11 183	3 939	678 IRON, STL TUBES, PIPES, ETC	9 650	4 213	1 459
784 MOTOR VEHL PTS, ACC NES	50 872	41 184	14 553	679 IRN, STL CASTINGS UNWORKE	2 029	749	266
785 MOTOR & OTHER CYCLES ETC	168	158	55	681 SILVER, PLATINUM, ETC	119	8 922	3 071
786 VEH NES NONMOTR; TRAILERS	1 969	465	161	682 COPPER EXC CEMENT COPPER	2 322	4 586	1 633
791 RAILWAY VEHICLES	400	420	154	683 NICKEL	291	1 108	385
792 AIRCRAFT		146	50	684 ALUMINIUM	1 216	3 011	1 037
821 FURNITURE	3 409	3 592	1 257	686 ZINC	1 100	486	163
831 TRAVEL GOODS, HANDBAGS	7 805	18 958	6 621	687 TIN	36	187	64
842 MENS OUTERWEAR NOT KNIT	2 863	6 348	2 253	689 NON-FER BASE METALS NES	168	1 139	398
843 WOMENS OUTERWEAR NONKNIT	3 079	9 047	3 203	691 STRUCTURES AND PARTS NES	341	754	276
844 UNDERWEAR NOT KNIT	683	2 401	861	692 METAL TANKS, BOXES, ETC	1 230	484	170
845 UNDERWEAR KNIT NONELASTC	3 579	12 873	4 660	693 WIRE PRODUCTS NON ELECTR	1 150	416	144
846 UNDERWEAR KNITTED	5 645	20 611	7 506	694 STL, COPPR NAILS, NUTS, ETC	1 083	2 072	740
848 HEADGEAR, NONTXTL CLOTHNG	2 249	12 510	4 360	695 TOOLS	584	5 414	1 878
851 FOOTWEAR	2 125	12 475	4 438	696 CUTLERY	9	122	41
871 OPTICAL INSTRUMENTS	11	474	165	699 OTHER METAL MANUFACTURES	4 254	11 697	4 060
872 MEDICAL INSTRUMENTS NES	1 283	4 294	1 512	700 INDUSTRIAL PLANT, CHAP 84	31 512	210 677	71 565
873 METERS & COUNTERS NES	24	201	71	703 INDUSTRIAL PLANT, CHAP 85	86 096	786 770	290 357
874 MEASURING, CONTROLLING INSTR	382	2 965	1 041	711 STEAM BOILERS & AUX PLNT	265	1 132	414
892 PRINTED MATTER	555	1 150	403	712 STEAM ENGINES, TURBINES	47	1 679	580
893 ARTICLES OF PLASTIC NES	11 710	3 370	1 208	713 INTRNL COMBUS PISTN ENGN	4 097	24 915	8 706
894 TOYS, SPORTING GOODS, ETC	279	369	135	714 ENGINES & MOTORS NES	47	11 747	4 184
895 OFFICE SUPPLIES NES	984	1 331	472	716 ROTATING ELECTRIC PLANT	6 468	26 549	9 251
896 WORKS OF ART ETC	16	419	154	718 OTH POWER GENERATG MACHY	11 192	29 351	10 477
897 GOLD, SILVER WARE, JEWELRY	366	3 917	1 414	721 AGRIC MACHY, EXC TRACTORS	143	372	132
898 MUSICAL INSTRUMENTS, PTS	2 339	7 470	2 608	722 TRACTORS NON-ROAD	952	566	184
899 OTHER MANUFACTURED GOODS	254	6 369	2 240	723 CIVIL ENGINEER EQUIP ETC	906	3 016	1 085
951 WAR FIREARMS, AMMUNITION	16	417	146	724 TEXTILE, LEATHER MACHNRY	5 800	48 860	17 019
EXPORTS	2 830 674	2 628 468	932 080	725 PAPER ETC MILL MACHINERY	5 504	17 182	6 263
001 LIVE ANIMALS	42	1 394	481	726 PRINTG, BKBDNG MACHY, PTS	2 302	12 219	4 274
025 EGGS, BIRDS, FRESH, PRSRVD	113	317	109	727 FOOD MACHRY NON-DOMESTIC	383	1 196	428
035 FISH SALTED, DRIED, SMOKED	67	301	109	728 OTH MACHY FOR SPCL INDUS	5 749	28 088	9 886
037 FISH ETC PREPD PRSVD NES	34	389	109	736 MACHINE TOOLS FOR METAL	5 306	35 157	12 143
048 CEREAL ETC PREPARATIONS	18 011	2 207	137	737 METALWORKING MACHNRY NES	498	3 496	1 250
054 VEG ETC FRSH, SMPLY PRSVD	14 747	8 059	730	741 HEATING, COOLING EQUIPMNT	911	4 756	1 652
062 SUGAR PREPS NON-COCOA	174	80	2 857	742 PUMPS FOR LIQUIDS ETC	5 422	23 293	8 214
081 FEEDING STUFF FOR ANIMLS	479	344	31	743 PUMPS NES, CENTRIFUGES ETC	3 530	17 656	6 178
098 EDIBLE PRODUCTS, PREPS NES	1 453	717	31	744 MECHANICAL HANDLING EQU	6 434	9 733	3 465
112 ALCOHOLIC BEVERAGES	6 199	1 984	120	745 NONELEC MACHY, TOOLS NES	1 067	6 145	2 115
121 TOBACCO UNMNFCTRD, REFUSE	236	141	246	749 NONELEC MACH PTS, ACC NES	25 133	74 024	25 604
223 SEEDS FOR OTH FIXED OILS	1 740	378	678	751 OFFICE MACHINES	36	242	82
233 RUBBER, SYNTHETIC, RECLAIMD	32 282	18 948	46	752 AUTOMATIC DATA PROC EQUIP	38	2 642	937
245 FUEL WOOD NES, CHARCOAL	370	160	133	759 OFFICE & ADP MCH PTS, ACC	402	12 030	4 172
266 SYNTHETIC FIBRE TO SPIN	742	326	6 610	763 SOUND RECORDRS, PHONOGRPH	7	602	220
274 SULPHUR ETC	7 041	434	53	764 TELECOM EQPT, PTS, ACC NES	1 281	29 685	10 510
277 NATURAL ABRASIVES NES	5	1 152	113	771 ELECTRIC POWER MACHY NES	2 689	8 900	3 174
278 OTHER CRUDE MINERALS	6 526	1 671	147	772 SWITCHGEAR ETC & PTS NES	5 634	31 493	11 047
287 BASE METAL ORES, CONC NES	6 128	998	397	773 ELECTR DISTRIBUTING MACH	2 203	4 352	1 551
291 CRUDE ANIMAL MTRIALS NES	4 149	1 337	585	774 ELECTRO-MEDCL, XRAY EQUIP	607	19 462	6 732
292 CRUDE VEG MATERIALS NES	5 547	4 072	354	775 HOUSEHOLD TYPE EQUIP NES	62	627	222
322 COAL, LIGNITE, PEAT	60 000	1 743	476	776 TRANSISTORS, VALVES, ETC	419	24 673	8 689
323 BRIQUETS, COKE, SEMI-COKE	193 000	5 999	1 429	778 ELECTRICAL MACHINERY NES	28 982	24 429	8 590
334 PETROLEUM PRODUCTS, REFIN	21 117	4 311	637	781 PASS MOTOR VEH EXC BUSES	3 355	13 016	4 581
335 RESIDUAL PETRLM PROD NES	101 821	7 635	2 035	786 MOTOR VEHL PTS, ACC NES	55 013	88 780	30 930
431 PROCESD ANML VEG OIL, ETC	967	381	1 514	786 VEH NES NONMOTR, TRAILERS	81	169	58
511 HYDROCARBONS NES, DERIVS	128 451	20 517	2 654	791 RAILWAY VEHICLES	9 165	24 537	8 384
512 ALCOHOLS, PHENOLS, ETC	85 408	29 232	134	792 AIRCRAFT	98	1 990	684
513 ORGANIC ACIDS, ETC	60 915	24 138	6 971	793 SHIPS AND BOATS	90 077	93 270	32 312
514 NITROGEN-FUNCTN COMPOUNDS	86 567	99 361	10 201	801 INDUSTRIAL PLANT, CHAP 90	131	1 862	677
515 ORG-INDRG COMPOUNDS ETC	55 020	75 473	8 476	812 PLUMB, HEATNG, LGHTNG EQU	106	746	262
516 OTHER ORGANIC CHEMICALS	44 836	41 734	34 675	821 FURNITURE	56	317	110
522 INDRG ELEMNTS, OXIDES, ETC	44 257	23 521	26 354	848 HEADGEAR, NONTXTL CLOTHNG	1	114	39
523 OTHR INORGANIC CHEMICALS	155 767	23 360	14 720	871 OPTICAL INSTRUMENTS	28	1 564	545
524 RADIOACTIVE ETC MATERIAL	55	384	8 167	872 MEDICAL INSTRUMENTS NES	163	5 397	1 884
531 SYNT DYE, NAT INDOG, LAKES	8 587	35 752	8 106	873 METERS & COUNTERS NES	11	243	88
532 DYES NES, TANNING PRODS	221	186	137	874 MEASURING, CONTROLLING INSTR	1 873	45 105	15 711
533 PIGMENTS, PAINTS, ETC	17 661	11 055	12 586	881 PHOTO APPAR & EQUIPT NES	111	3 883	1 377
541 MEDICINAL ETC PRODUCTS	6 479	36 535	68	882 PHOTO, CINEMA SUPPLIES	2 312	10 911	3 780
551 ESSENTL OIL, PERFUME, ETC	249	1 015	3 861	884 OPTICAL GOODS NES	45	2 770	971
554 SOAPS, CLEANING ETC PREPS	7 642	5 177	12 795	885 WATCHES AND CLOCKS	511	1 589	554
562 FERTILIZERS MANUFACTURED	769 191	19 168	357	892 PRINTED MATTER	4 946	6 612	2 328
582 PROD OF CONDENSATION ETC	37 908	37 730	1 834	893 ARTICLES OF PLASTIC NES	618	1 364	475
583 PROD OF POLYMERIZING ETC	84 297	29 989	7 027	894 TOYS, SPORTING GOODS, ETC	254	490	171
584 CELLULOSE DERIVATIVES ETC	5 322	6 779	13 154	895 OFFICE SUPPLIES NES	139	1 334	468
585 PLASTIC MATERIALS NES	878	1 207	10 428	896 WORKS OF ART ETC	2	358	133
591 PESTICIDES, DISINFECTANTS	14 288	18 343	2 400	897 GOLD, SILVER WARE, JEWELRY	2	471	167
592 STARCH, INULIN, GLUTEN, ETC	1 163	1 392	421	898 MUSICAL INSTRUMENTS, PTS	839	4 810	1 633
598 MISC CHEMICAL PRODS NES	85 313	31 528	6 676	899 OTHER MANUFACTURED GOODS	44	5 409	1 908
611 LEATHER	218	1 000	469	951 WAR FIREARMS, AMMUNITION	2	138	48
613 FUR SKINS TANNED, DRESSED	128	307	11 057	971 GOLD, NON MONETARY NES	7	1 881	659
621 MATERIALS OF RUBBER	5 445	3 158	1 088	CHILE			
628 RUBBER TYRES, TUBES	1 889	1 240	406	IMPORTS	4 815 133	1 129 687	401 354
634 VENEERS, PLYWOOD, ETC	213	2 713	955	034 FISH FRESH, CHILLED, FROZN	284	161	52
635 WOOD MANUFACTURES NES	42	531	178	036 SHELL FISH FRESH, FROZEN	230	415	143
641 PAPER AND PAPERBOARD	6 624	5 140	1 780	037 FISH ETC PREPD PRSVD NES	2 316	4 831	1 704
642 ARTICLES OF PAPER ETC	575	966	344	054 VEG ETC FRSH, SMPLY PRSVD	34 307	5 316	1 894
651 TEXTILE YARN AND THREAD	1 312	2 580	896	056 VEGTBLES ETC PRSVD, PREPD	1 892	1 454	512
653 WOVN MAN-MADE FIB FABRIC	21	129	45	057 FRUIT, NUTS, FRESH, DRIED	595 255	100 148	36 620
657 SPECIAL TEXTILE ETC PROD	981	4 634	1 616	058 FRUIT PRESERVED, PREPARED	1 470	451	164
658 TEXTILE ARTICLES NES	68	99	30	061 SUGAR AND HONEY	11 426	2 709	968
659 FLOOR COVERINGS ETC	26	291	99	081 FEEDING STUFF FOR ANIMLS	2 083 191	224 234	78 586
662 CLAY, REFRACTORY BLDG PRD	7 143	1 982	718	112 ALCOHOLIC BEVERAGES	688	331	113
663 OTH NONMETAL MINERAL MFS	5 781	6 423	2 243	211 HIDES, SKINS, UNDRESSED	143	85	30
664 GLASS	1 621	2 942	1 025	212 FUR SKINS UNDRESSED	6	120	40
665 GLASSWARE	578	1 086	363	222 SEEDS FOR 'SOFT' FIXED OIL	2 025	717	237
667 PEARL, PREC., SEMI-P STONE	51	489	169	247 OTH WOOD ROUGH, SQUARED	3 955	419	149
671 PIG IRON ETC	3 261	771	275	248 WOOD SHAPED	17 441	1 090	382
673 IRON AND STEEL SHAPES	64 088	8 039	2 730	251 PULP AND WASTE PAPER	413 830	50 535	18 124
674 IRN, STL UNIV, PLATE, SHEET	70 723	16 275	5 658	263 COTTON	329	155	59
675 IRON, STEEL HOOP, STRIP	14 762	6 847	2 396	268 WOOL (EXC TOPS), ANML HAIR	30 965	26 576	9 904
676 RAILWAY RAILS ETC IRN, STL	3 411	502	181	271 FERTILIZERS, CRUDE	15 763	735	257
677 IRN, STL WIRE EXCL W ROD	3 938	2 484	869	287 BASE METAL ORES, CONC NES	46 062	42 920	15 096

7 IMPORTS AND EXPORTS (SPECIAL TRADE) BY COUNTRIES OF PRODUCTION AND CONSUMPTION AND BY GROUPS OF THE SITC-REV. 11 1984

GROUP DESCRIPTION	DT * 100 KG	1 000 DM	1 000 \$	GROUP DESCRIPTION	DT * 100 KG	1 000 DM	1 000 \$
288 NONFERR METAL SCRAP NES	733	173	58	695 TOOLS	2 531	6 628	2 328
289 PREC METAL ORE,WASTE NES	89 079	50 970	18 315	696 CUTLERY	203	1 088	372
291 CRUDE ANIMAL MTRIALS NES	11 715	1 946	669	697 BASE MTL HOUSEHOLD EQUIP	648	1 031	355
292 CRUDE VEG MATERIALS NES	3 779	1 179	421	699 OTHER METAL MANUFACTURES	8 171	7 756	2 741
411 ANIMAL OILS AND FATS	158 171	16 665	5 612	700 INDUSTRIAL PLANT,CHAP 84	1 703	4 170	1 578
512 ALCOHOLS,PHENOLS,ETC	5 482	1 402	495	703 INDUSTRIAL PLANT,CHAP 85	247	1 101	417
514 NITROGEN-FUNCTN COMPOUNDS	1 080	479	167	712 STEAM ENGINES,TURBINES	40	682	243
522 INORG ELEMNTS,OXIDES,ETC	4 825	14 751	5 173	713 INTRNL COMBUS PISTN ENGN	6 051	13 887	4 859
523 OTHR INORGANIC CHEMICALS	3 482	730	248	716 ROTATING ELECTRIC PLANT	21 936	24 749	8 993
634 VENEERS,PLYWOOD,ETC	187	124	46	718 OTH POWER GENERATG MACHY	14 052	24 352	8 903
641 PAPER AND PAPERBOARD	1 612	249	83	721 AGRIC MACHY,EXC TRACTORS	1 952	2 458	831
651 TEXTILE YARN AND THREAD	406	471	173	722 TRACTORS NON-ROAD	605	721	235
666 POTTERY	454	440	159	723 CIVIL ENGINEERG EQUIP ETC	4 767	7 789	2 698
671 PIG IRON ETC	503	1 050	376	724 TEXTILE,LEATHER MACHNRY	3 392	15 496	5 432
681 SILVER,PLATINUM,ETC	764	68 287	24 050	725 PAPER ETC MILL MACHINERY	353	1 539	532
682 COPPER EXC CEMENT COPPER	1 263 424	491 322	174 765	726 PRINTG,BKBDNG MACHY,PTS	1 224	6 279	2 258
687 TIN	2 811	9 800	3 327	727 FOOD MACHRY NON-DOMESTIC	986	3 339	1 175
874 MEASURING,CONTROLNG INSTR	3	324	112	728 OTH MACHY FOR SPCL INDUS	6 300	14 316	5 015
897 GOLD,SILVER WARE,JEWELRY	14	97	33	736 MACHINE TOOLS FOR METAL	1 723	2 668	953
971 GOLD,NON MONETARY NES	3	2 950	1 018	737 METALWORKING MACHNRY NES	2 932	1 569	550
				741 HEATING,COOLING EQUIPMNT	5 739	16 067	5 438
EXPORTS	1 022 303	971 391	338 791	742 PUMPS FOR LIQUIDS ETC	1 409	4 924	1 738
022 MILK AND CREAM	15 349	3 697	1 333	743 PUMPS NES,CENTRIFUGES ETC	2 359	7 033	2 481
023 BUTTER	1 895	924	323	744 MECHANICAL HANDLING EQU	4 623	4 751	1 672
024 CHEESE AND CURD	468	158	56	745 NONELEC MACHY,TOOLS NES	2 360	12 448	4 417
046 WHEAT ETC MEAL OR FLOUR	209 035	11 308	4 015	749 NONELEC MACH PTS,ACC NES	3 116	10 801	3 778
048 CEREAL ETC PREPARATIONS	163	104	32	751 OFFICE MACHINES	454	2 442	854
061 SUGAR AND HONEY	46 637	3 777	1 207	752 AUTOMATIC DATA PROC EQUIP	157	1 657	575
073 CHOCOLATE AND PRODUCTS	375	442	158	759 OFFICE & ADP MCH PTS,ACC	12	558	195
081 FEEDING STUFF FOR ANIMLS	2 215	516	182	762 RADIO BROADCAST RECEIVRS	53	635	225
098 EDIBLE PRODUCTS,PREPS NES	669	419	149	763 SOUND RECORDRS,PHONOGRPH	8	145	53
233 RUBBER,SYNTHETIC,RECLAIMD	4 324	1 501	524	764 TELECOM EQPT,PTS,ACC NES	562	10 085	3 531
251 PULP AND WASTE PAPER	2 050	401	142	771 ELECTRIC POWER MACHY NES	3 094	4 068	1 528
266 SYNTHETIC FIBRE TO SPIN	11 388	6 079	2 129	772 SWITCHGEAR ETC & PTS NES	1 425	8 999	3 144
278 OTHER CRUDE MINERALS	1 352	238	84	773 ELECTR DISTRIBUTING MACH	1 542	1 399	490
291 CRUDE ANIMAL MTRIALS NES	78	237	90	774 ELECTRO-MEDCL,XRAY EQUIP	68	2 718	945
292 CRUDE VEG MATERIALS NES	3 317	3 373	1 174	775 HOUSEHOLD TYPE EQUIP NES	2 327	4 726	1 654
323 BRIQUETS,COKE,SEMI-COKE	48 300	1 145	408	776 TRANSISTORS,VALVES,ETC	2	238	82
334 PETROLEUM PRODUCTS,REFIN	5 739	1 902	665	778 ELECTRICAL MACHINERY NES	7 275	8 425	2 939
335 RESIDUAL PETRLM PROD NES	16 404	2 194	793	781 PASS MOTOR VEH EXC BUSES	8 859	28 338	9 934
411 ANIMAL OILS AND FATS	2 232	559	192	782 LORRIES,SPCL MTR VEH NES	8 959	12 742	4 546
423 FIXED VEG OILS,SOFT	282	88	31	783 ROAD MOTOR VEHICLES NES	2 084	2 575	877
431 PROCESD ANML VEG OIL,ETC	2 164	652	228	784 MOTOR VEHCL PTS,ACC NES	4 439	9 413	3 280
511 HYDROCARBONS NES,DERIVS	2 835	1 064	369	785 MOTOR & OTHER CYCLES ETC	270	405	137
512 ALCOHOLS,PHENOLS,ETC	2 760	1 347	475	786 VEH NES NONMOTR,TRAILERS	796	323	114
513 ORGANIC ACIDS,ETC	20 577	7 140	2 534	791 RAILWAY VEHICLES	79	402	137
514 NITROGEN-FUNCTN COMPOUNDS	3 091	4 596	1 620	792 AIRCRAFT	51	3 969	1 349
515 ORG-INORG COMPOUNDS ETC	1 464	4 021	1 413	793 SHIPS AND BOATS	19 757	3 605	1 272
516 OTHER ORGANIC CHEMICALS	1 779	1 616	576	812 PLUMBING,HEATING,LGHTNG EQU	1 176	1 663	583
522 INORG ELEMNTS,OXIDES,ETC	18 551	3 575	1 270	821 FURNITURE	834	1 247	431
523 OTHR INORGANIC CHEMICALS	20 128	4 826	1 693	831 TRAVEL GOODS,HANDBAGS	12	109	35
531 SYNT DYE,NAT INDOGO,LAKES	3 227	9 275	3 274	842 MENS OUTERWEAR NOT KNIT	41	373	134
532 DYES NES,TANNING PRODS	4 479	1 810	639	843 WOMENS OUTERWEAR NONKNIT	13	132	38
533 PIGMENTS,PAINTS,ETC	13 060	7 176	2 510	845 OUTERWEAR KNIT NONELASTC	18	238	85
541 MEDICINAL ETC PRODUCTS	3 468	15 234	5 328	846 UNDERWEAR KNITTED	37	388	136
551 ESSENTL OIL,PERFUME,ETC	785	3 211	1 120	847 TXTL CLTHNG ACCESSRYS NES	25	407	135
553 PERFUMERY,COSMETICS,ETC	666	1 695	590	848 HEADGEAR,NONTXTL CLOTHNG	154	422	149
554 SOAPS,CLEANING ETC PREPS	19 945	7 380	2 567	851 FOOTWEAR	410	1 107	386
562 FERTILIZERS MANUFACTURED	9 041	568	202	871 OPTICAL INSTRUMENTS	574	3 617	1 274
572 EXPLOSIVES,PYROTECH PROD	33	152	52	872 MEDICAL INSTRUMENTS NES	237	4 041	1 402
582 PROD OF CONDENSATION ETC	16 000	8 184	2 899	873 METERS & COUNTERS NES	83	436	156
583 PROD OF POLYMERIZING ETC	63 696	21 339	7 421	874 MEASURING,CONTROLNG INSTR	1 049	12 810	4 514
584 CELLULOSE DERIVATIVES ETC	2 121	4 509	1 605	881 PHOTO APPAR & EQUIPT NES	283	1 247	429
585 PLASTIC MATERIALS NES	458	103	36	882 PHOTO,CINEMA SUPPLIES	2 562	4 209	1 473
591 PESTICIDES,DISINFECTANTS	10 785	13 855	4 955	884 OPTICAL GOODS NES	61	1 727	590
592 STARCH,INULIN,GLUTEN,ETC	2 905	772	268	885 WATCHES AND CLOCKS	109	797	276
598 MISC CHEMICAL PRODS NES	25 564	15 190	5 358	892 PRINTED MATTER	885	1 535	534
612 LEATHER ETC MANUFACTURES	79	224	77	893 ARTICLES OF PLASTIC NES	4 424	4 574	1 583
621 MATERIALS OF RUBBER	1 700	1 336	469	894 TOYS,SPORTING GOODS,ETC	2 238	2 541	912
625 RUBBER TYRES,TUBES	1 634	1 122	399	895 OFFICE SUPPLIES NES	758	3 131	1 090
628 RUBBER ARTICLES NES	1 189	3 189	1 157	897 GOLD,SILVER WARE,JEWELRY	535	2 786	1 000
635 WOOD MANUFACTURES NES	79	128	47	898 MUSICAL INSTRUMENTS,PTS	257	1 849	651
641 PAPER AND PAPERBOARD	8 860	5 088	1 794	899 OTHER MANUFACTURED GOODS	26	507	172
642 ARTICLES OF PAPER ETC	4 243	3 335	1 167	951 WAR FIREARMS,AMMUNITION			
651 TEXTILE YARN AND THREAD	1 381	2 178	756	BOLIVIA			
652 COTTON FABRICS,WOVEN	120	500	167	IMPORTS	833 057	121 425	42 475
653 WOVN MAN-MADE FIB FABRIC	464	1 386	485	071 COFFEE AND SUBSTITUTES	1 772	1 518	512
654 OTH WOVEN TEXTILE FABRIC	32	134	49	072 COCOA	267	337	111
655 KNIT ETC FABRICS	144	451	155	211 HIDES,SKINS,UNDRESSED	284	800	298
656 LACE,RIBBONS,TULLE,ETC	34	230	79	212 FUR SKINS UNDRESSED	28	1 010	328
657 SPECIAL TEXTILE ETC PROD	1 479	2 711	943	248 WOOD SHAPED	1 055	244	89
658 TEXTILE ARTICLES NES	165	447	165	281 IRON ORE,CONCENTRATES	735 060	4 099	1 372
659 FLOOR COVERINGS ETC	501	525	226	287 BASE METAL DRES,CONC NES	62 361	16 956	5 916
661 CEMENT ETC BUILDING PROD	8 302	235	1 056	288 NONFERR METAL SCRAP NES	3 223	1 672	586
662 CLAY,REFRACTORY BLDG PRD	3 807	628	265	611 LEATHER	20	165	61
663 OTH NONMETAL MINERAL MFS	5 125	3 006	764	651 TEXTILE YARN AND THREAD	1 933	1 346	488
664 GLASS	464	762	117	687 TIN	26 681	91 793	32 197
665 GLASSWARE	4 105	2 158	58	845 OUTERWEAR KNIT NONELASTC	57	341	114
671 PIG IRON ETC	2 298	330	1 106	848 HEADGEAR,NONTXTL CLOTHNG	17	128	42
672 IRON,STL PRIMARY FORMS	2 097	161	3 075	EXPORTS	296 204	82 354	28 555
673 IRON AND STEEL SHAPES	25 440	3 174	1 812	001 LIVE ANIMALS	6	205	72
674 IRN,STL UNIV,PLATE,SHEET	60 891	8 711	127	022 MILK AND CREAM	2 728	578	206
675 IRON,STEEL HOOP,STRIP	3 068	834	133	041 WHEAT ETC UNMILLED	20 155	916	327
677 IRN,STL WIRE EXCL W ROD	6 197	1 758	165	046 WHEAT ETC MEAL OR FLOUR	73 000	5 255	1 829
678 IRON,STL TUBES,PIPES ETC	13 991	5 355	2 553	054 VEG ETC FRSH,SMPLY PRSVD	340	487	170
681 SILVER,PLATINUM,ETC	2	358	51	081 FEEDING STUFF FOR ANIMLS	336	165	57
682 COPPER EXC CEMENT COPPER	279	383	1 144	112 ALCOHOLIC BEVERAGES	24	123	45
683 NICKEL	194	476	496	233 RUBBER,SYNTHETIC,RECLAIMD	331	144	51
684 ALUMINIUM	9 850	7 320	504	266 SYNTHETIC FIBRE TO SPIN	1 781	1 348	447
686 ZINC	373	152	161	292 CRUDE VEG MATERIALS NES	90	105	39
691 STRUCTURES AND PARTS NES	16 340	3 281					
692 METAL TANKS,BOXES,ETC	915	1 441					
693 WIRE PRODUCTS NON ELECTR	2 388	1 425					
694 STL,COPPR NAILS,NUTS,ETC	531	478					

7 IMPORTS AND EXPORTS (SPECIAL TRADE) BY COUNTRIES OF PRODUCTION AND CONSUMPTION AND BY GROUPS OF THE SITC-REV. I: 1984

GROUP DESCRIPTION	DT * 100 KG	1 000 DM	1 000 \$	GROUP DESCRIPTION	DT * 100 KG	1 000 DM	1 000 \$
334 PETROLEUM PRODUCTS, REFIN	716	264	94	512 ALCOHOLS, PHENOLS, ETC	253	227	85
335 RESIDUAL PETRLM PROD NES	336	87	31	532 DYES NES, TANNING PRODS	2 213	647	221
513 ORGANIC ACIDS, ETC	2 213	711	252	551 ESSENTL OIL, PERFUME, ETC	454	1 684	602
514 NITROGEN-FUNCTN COMPOUNDS	506	758	258	611 LEATHER	837	2 882	1 037
515 ORG-INORG COMPOUNDS ETC	561	998	344	613 FUR SKINS TANNED, DRESSED	8	189	69
516 OTHER ORGANIC CHEMICALS	140	126	41	848 HEADGEAR, NONTXTL CLOTHNG	5	227	77
522 INORG ELEMNTS, OXIDES, ETC	1 270	396	140	941 ZOO ANIMALS, PETS	5	147	52
523 OTHR INORGANIC CHEMICALS	20 412	1 295	475				
531 SYNT DYE, NAT INDGO, LAKES	429	2 839	1 000	EXPORTS	47 143	43 660	15 267
532 DYES NES TANNING PRODS	2 072	553	190				
533 PIGMENTS, PAINTS, ETC	1 870	1 254	427	022 MILK AND CREAM	500	119	46
541 MEDICINAL ETC PRODUCTS	735	4 812	1 665	037 FISH ETC PREPD PRSVD NES	65	125	42
551 ESSENTL OIL, PERFUME, ETC	40	315	109	062 SUGAR PREPS NON-COCOA	364	218	78
554 SOAPS, CLEANING ETC PREPS	2 777	1 633	573	112 ALCOHOLIC BEVERAGES	1 665	421	146
562 FERTILIZERS MANUFACTURED	20 326	961	327	274 SULPHUR ETC	2 630	147	54
562 PROD OF CONDENSATION ETC	5 063	2 117	712	292 CRUDE VEG MATERIALS NES	112	497	175
583 PROD OF POLYMERIZING ETC	16 872	4 792	1 618	334 PETROLEUM PRODUCTS, REFIN	816	187	63
584 CELLULOSE DERIVATIVES ETC	107	191	66	511 HYDROCARBONS NES, DERIVS	171	101	33
591 PESTICIDES, DISINFECTANTS	575	739	261	512 ALCOHOLS, PHENOLS, ETC	589	198	65
598 MISC CHEMICAL PRODS NES	1 787	1 199	406	513 ORGANIC ACIDS, ETC	376	200	72
628 RUBBER ARTICLES NES	36	120	41	514 NITROGEN-FUNCTN COMPOUNDS	65	190	65
641 PAPER AND PAPERBOARD	271	117	39	515 ORG-INORG COMPOUNDS ETC	118	271	89
642 ARTICLES OF PAPER ETC	92	108	38	522 INORG ELEMNTS, OXIDES, ETC	4 198	776	271
651 TEXTILE YARN AND THREAD	23	110	39	523 OTHR INORGANIC CHEMICALS	1 329	283	96
653 WOVN MAN-MADE FIB FABRIC	156	1 596	603	531 SYNT DYE, NAT INDGO LAKES	313	1 350	477
656 LACE, RIBBONS, TULLE, ETC	1	96	33	533 PIGMENTS, PAINTS, ETC	1 267	452	159
657 SPECIAL TEXTILE ETC PROD	62	139	47	541 MEDICINAL ETC PRODUCTS	446	3 303	1 169
662 CLAY, REFRACTORY BLDG PRD	5 557	552	181	551 ESSENTL OIL, PERFUME, ETC	58	133	47
663 OTH NONMETAL MINERAL MFS	632	658	219	553 PERFUMERY, COSMETICS, ETC	817	867	301
671 PIG IRON ETC	400	138	44	554 SOAPS, CLEANING ETC PREPS	1 056	507	172
672 IRON, STL PRIMARY FORMS	91 544	6 496	2 281	562 FERTILIZERS MANUFACTURED	11 609	641	220
673 IRON AND STEEL SHAPES	1 464	138	50	582 PROD OF CONDENSATION ETC	1 482	460	165
678 IRON, STL TUBES, PIPES, ETC	812	229	80	583 PROD OF POLYMERIZING ETC	961	360	121
682 COPPER EXC CEMENT COPPER	121	103	34	584 CELLULOSE DERIVATIVES ETC	127	334	116
684 ALUMINIUM	48	102	35	591 PESTICIDES, DISINFECTANTS	1 366	2 895	1 039
692 METAL TANKS, BOXES, ETC	96	196	70	592 STARCH, INULIN, GLUTEN, ETC	411	183	64
693 WIRE PRODUCTS NON ELECTR	234	88	32	598 MISC CHEMICAL PRODS NES	918	467	159
695 TOOLS	69	242	86	613 FUR SKINS TANNED, DRESSED	12	643	237
699 OTHER METAL MANUFACTURES	80	185	51	625 RUBBER TYRES, TUBES	1 182	160	54
700 INDUSTRIAL PLANT, CHAP 84	56	143	52	628 RUBBER ARTICLES NES	161	324	114
711 STEAM BOILERS & AUX PLNT	299	487	163	641 PAPER AND PAPERBOARD	227	210	72
712 STEAM ENGINES, TURBINES	6	173	64	645 GLASSWARE	74	100	31
713 INTRNL COMBUS PISTN ENGN	32	417	153	682 COPPER EXC CEMENT COPPER	25	100	35
716 ROTATING ELECTRIC PLANT	308	547	185	684 ALUMINIUM	42	140	48
718 OTH POWER GENERATG MACHY	6	211	75	692 METAL TANKS BOXES, ETC	1 366	1 108	362
721 AGRIC MACHY, EXC TRACTORS	82	171	58	695 TOOLS	151	455	155
723 CIVIL ENGINEERG EQUIP ETC	208	620	215	696 CUTLERY	18	146	49
724 TEXTILE, LEATHER MACHNRY	604	3 368	1 180	697 BASE MTL HOUSEHOLD EQUIP	57	114	38
725 PAPER ETC MILL MACHINERY	504	863	285	699 OTHER METAL MANUFACTURES	175	208	72
726 PRINTG, BKBINDG MACHY, PTS	63	230	77	713 INTRNL COMBUS PISTN ENGN	52	549	184
727 FOOD MACHRY NON-DOMESTIC	491	578	205	716 ROTATING ELECTRIC PLANT	79	155	56
728 OTH MACHY FOR SPCL INDUS	698	1 082	389	721 AGRIC MACHY, EXC TRACTORS	515	787	271
741 HEATING, COOLING EQUIPMNT	360	711	245	722 TRACTORS NON-ROAD	1 010	525	180
742 PUMPS FOR LIQUIDS ETC	68	629	226	724 TEXTILE, LEATHER MACHNRY	59	370	127
743 PUMPS NES, CENTRIFUGES ETC	518	1 256	445	726 PRINTG, BKBINDG MACHY, PTS	383	1 157	401
744 MECHANICAL HANDLING EQU	242	501	170	727 FOOD MACHRY NON-DOMESTIC	821	878	289
745 NONELEC MACHY, TOOLS NES	127	1 142	402	728 OTH MACHY FOR SPCL INDUS	198	816	288
749 NONELEC MACH PTS, ACC NES	1 013	2 171	746	741 HEATING, COOLING EQUIPMNT	68	236	87
751 OFFICE MACHINES	37	259	87	742 PUMPS FOR LIQUIDS ETC	49	226	75
752 AUTOMTIC DATA PROC EQUIP	3	104	38	743 PUMPS NES, CENTRIFUGES ETC	60	187	61
764 TELECOM EQPT, PTS, ACC NES	4	151	53	745 NONELEC MACHY, TOOLS NES	106	484	162
772 SWITCHGEAR ETC & PTS NES	55	334	119	749 NONELEC MACH PTS, ACC NES	80	196	85
773 ELECTR DISTRIBUTING MACH	609	396	144	751 OFFICE MACHINES	27	183	63
774 ELECTRO-MEDCL, XRAY EQUIP	6	201	72	752 AUTOMTIC DATA PROC EQUIP	14	230	78
778 ELECTRICAL MACHINERY NES	317	516	178	764 TELECOM EQPT, PTS, ACC NES	89	3 589	1 341
781 PASS MOTOR VEH EXC BUSES	1 922	5 475	1 870	771 ELECTRIC POWER MACHY NES	218	500	184
782 LORRIES, SPCL MTR VEH NES	91	91	31	772 SWITCHGEAR ETC & PTS NES	135	561	192
784 MOTOR VEHCL PTS, ACC NES	2 550	1 281	447	773 ELECTR DISTRIBUTING MACH	152	198	67
786 VEH NES NONMOTR, TRAILERS	244	147	49	774 ELECTRO-MEDCL, XRAY EQUIP	4	315	109
791 RAILWAY VEHICLES	281	84	32	775 HOUSEHOLD TYPE EQUIP NES	88	190	58
812 PLUMBNG, HEATNG, LGHTNG EQU	20	271	99	778 ELECTRICAL MACHINERY NES	549	732	247
847 TXTL CLTHNG ACCESSRYS NES	4	445	160	781 PASS MOTOR VEH EXC BUSES	1 166	2 688	951
848 HEADGEAR, NONTXTL CLOTHNG	29	93	32	782 LORRIES, SPCL MTR VEH NES	37	101	32
851 FOOTWEAR	1 048	1 181	418	784 MOTOR VEHCL PTS, ACC NES	547	2 247	768
871 OPTICAL INSTRUMENTS	1	126	48	812 PLUMBNG, HEATNG, LGHTNG EQU	26	183	67
872 MEDICAL INSTRUMENTS NES	13	184	63	821 FURNITURE	101	565	206
874 MEASURNG, CONTROLNG INSTR	58	872	313	846 UNDERWEAR KNITTED	11	93	32
882 PHOTO, CINEMA SUPPLIES	164	273	93	847 TXTL CLTHNG ACCESSRYS NES	3	91	34
892 PRINTED MATTER	802	4 917	1 619	848 HEADGEAR, NONTXTL CLOTHNG	3	109	37
895 OFFICE SUPPLIES NES	140	517	176	871 OPTICAL INSTRUMENTS	3	100	37
899 OTHER MANUFACTURED GOODS	16	237	86	872 MEDICAL INSTRUMENTS NES	9	322	107
951 WAR FIREARMS, AMMUNITION	8	391	149	874 MEASURNG, CONTROLNG INSTR	48	1 022	376
				882 PHOTO, CINEMA SUPPLIES	127	240	81
				884 OPTICAL GOODS NES	4	228	77
				892 PRINTED MATTER	114	171	59
				895 OFFICE SUPPLIES NES	66	366	126
				898 MUSICAL INSTRUMENTS, PTS	21	108	38
PARAGUAY							
IMPORTS	521 281	129 276	45 222	URUGUAY			
011 MEAT FRESH, CHILLD, FROZEN	4 345	1 823	654	IMPORTS	263 043	229 252	81 661
014 MEAT PREPD, PRSVD, NES ETC	2 263	1 098	413				
034 FISH FRESH, CHILLD, FROZN	3	151	52	011 MEAT FRESH, CHILLD, FROZEN	33 918	24 399	8 716
071 COFFEE AND SUBSTITUTES	324	552	178	014 MEAT PREPD, PRSVD, NES ETC	816	474	158
081 FEEDING STUFF FOR ANMLS	23 735	1 327	484	034 FISH FRESH, CHILLD, FROZN	21 458	6 722	2 403
121 TOBACCO UNMNFCTRD, REFUSE	1 188	594	211	057 FRUIT, NUTS, FRESH, DRIED	7 253	1 010	335
211 HIDES, SKINS, UNDRRESSED	1 467	4 810	1 714	058 FRUIT PRESERVED, PREPARED	395	125	47
212 FUR SKINS UNDRRESSED	332	5 125	1 800	061 SUGAR AND HONEY	11 211	2 501	881
222 SEEDS FOR SOFT/FIXED OIL	293 990	28 298	9 837	081 FEEDING STUFF FOR ANMLS	50 977	2 115	776
223 SEEDS FOR OTH FIXED OILS	23 231	3 239	1 212	211 HIDES, SKINS UNDRRESSED	293	443	151
245 FUEL WOOD NES, CHARCOAL	4 735	313	114	212 FUR SKINS UNDRRESSED	28	240	81
248 WOOD SHAPED	633	109	39	268 WOOL(EXC TOPS), ANML HAIR	17 911	12 935	4 649
263 COTTON	131 743	66 738	23 152	291 CRUDE ANIMAL MTRIALS NES	49 166	7 695	2 767
268 WOOL(EXC TOPS), ANML HAIR	655	528	186	292 CRUDE VEG MATERIALS NES	310	634	223
291 CRUDE ANIMAL MTRIALS NES	1 545	129	45	411 ANIMAL OILS AND FATS	12 575	1 619	593
292 CRUDE VEG MATERIALS NES	2 456	1 512	519				
424 FIXED VEG OIL NONSOFT	7 678	4 236	1 486				
431 PROCESD ANML VEG OIL, ETC	16 220	1 643	613				

7 IMPORTS AND EXPORTS (SPECIAL TRADE) BY COUNTRIES OF PRODUCTION AND CONSUMPTION AND BY GROUPS OF THE SITC-REV. II 1984

GROUP DESCRIPTION	DT * 100 KG	1 000 DM	1 000 \$	GROUP DESCRIPTION	DT * 100 KG	1 000 DM	1 000 \$
424 FIXED VEG OIL NONSOFT	240	145	48	744 MECHANICAL HANDLING EQU	132	316	111
431 PROCESD ANML VEG OIL,ETC	619	181	67	745 NONELEC MACHY,TOOLS NES	125	1 019	359
512 ALCOHOLS,PHENOLS,ETC	963	325	117	749 NONELEC MACH PTS,ACC NES	281	1 092	379
541 MEDICINAL ETC PRODUCTS	22	211	75	751 OFFICE MACHINES	34	158	55
585 PLASTIC MATERIALS NES	6	3 060	1 091	752 AUTOMTIC DATA PROC EQUIP	25	548	188
611 LEATHER	6 185	23 512	8 532	759 OFFICE & ADP MCH PTS,ACC		94	32
612 LEATHER ETC MANUFACTURES	851	2 980	1 041	761 TELEVISION RECEIVERS	23	113	39
613 FUR SKINS TANNED,DRESSED	2 407	8 811	3 165	764 TELECOM EQPT,PTS,ACC NES	226	2 920	1 032
641 PAPER AND PAPERBOARD	996	134	48	772 SWITCHGEAR ETC & PTS NES	75	515	176
651 TEXTILE YARN AND THREAD	29 492	33 540	11 974	774 ELECTRO-MEDCL,XRAY EQUIP	6	278	96
654 OTH WOVEN TEXTILE FABRIC	4 915	18 619	6 557	775 HOUSEHOLD TYPE EQUIP NES	866	1 356	489
666 POTTERY	63	327	114	778 ELECTRICAL MACHINERY NES	1 423	1 972	683
667 PEARL,PREC-,SEMI-P STONE	172	116	42	781 PASS MOTOR VEH EXC BUSES	2 434	6 249	2 166
673 IRON AND STEEL SHAPES	2 154	136	48	784 MOTOR VEHCL PTS,ACC NES	1 059	2 853	995
681 SILVER,PLATINUM,ETC	32	2 934	1 103	786 VEH NES NONMOTR,TRAILERS	152	154	56
713 INTRNL COMBUS PISTN ENGN	186	430	151	793 SHIPS AND BOATS	26 624	41 128	13 761
744 MECHANICAL HANDLING EQU	1 567	659	235	821 FURNITURE	69	160	57
781 PASS MOTOR VEH EXC BUSES	96	88	33	848 HEADGEAR,NONTXTL CLOTHNG	18	322	110
784 MOTOR VEHCL PTS,ACC NES	353	683	236	872 MEDICAL INSTRUMENTS NES	57	652	224
831 TRAVEL GOODS,HANDBAGS	11	95	32	874 MEASURNG,CONTROLNG INSTR	75	1 142	397
842 MENS OUTERWEAR NOT KNIT	160	1 058	363	881 PHOTO APPAR & EQUIPT NES	36	107	36
843 WOMENS OUTERWEAR NONKNIT	62	283	93	882 PHOTO,CINEMA SUPPLIES	197	346	123
845 OUTERWEAR KNIT NONELASTC	19	214	70	885 WATCHES AND CLOCKS	14	120	40
848 HEADGEAR,NONTXTL CLOTHNG	3 677	56 991	19 930	892 PRINTED MATTER	163	234	86
851 FOOTWEAR	157	639	213	893 ARTICLES OF PLASTIC NES	397	664	226
872 MEDICAL INSTRUMENTS NES	8	200	71	894 TOYS,SPORTING GOODS,ETC	66	418	151
896 WORKS OF ART ETC	5	2 217	790	895 OFFICE SUPPLIES NES	588	1 577	557
899 OTHER MANUFACTURED GOODS	4	434	150	898 MUSICAL INSTRUMENTS,PTS	29	99	32
971 GOLD,NON MONETARY NES	2	7 951	3 000	899 OTHER MANUFACTURED GOODS	166	644	221
				961 COIN NONGOLD,NONCURRENT	2	216	82
EXPORTS	286 166	174 163	60 471	972 GOLD COIN		1 040	394
022 MILK AND CREAM	4 400	1 092	402	ARGENTINA			
023 BUTTER	250	200	69				
054 VEG ETC FRSH,SMPLY PRSVD	100	217	77	IMPORTS	18 268 268	1 808 615	630 421
073 CHOCOLATE AND PRODUCTS	121	113	40				
081 FEEDING STUFF FOR ANIMLS	986	234	80	001 LIVE ANIMALS	68	142	53
212 FUR SKINS UNDRESSED	77	691	255	011 MEAT FRESH,CHILLD,FROZEN	295 315	262 088	91 824
233 RUBBER,SYNTHTIC,RECLAIMD	7 294	2 802	985	014 MEAT PREPD,PRSVD,NES ETC	56 733	37 781	13 441
266 SYNTHETIC FIBRE TO SPIN	2 112	1 232	423	034 FISH FRESH,CHILLED,FROZN	16 589	4 643	1 680
278 OTHER CRUDE MINERALS	1 270	160	54	036 SHELL FISH FRESH,FROZEN	1 848	2 596	928
291 CRUDE ANIMAL MTRIALS NES	200	112	41	037 FISH ETC PREPD PRSVD NES	63	106	39
292 CRUDE VEG MATERIALS NES	651	1 049	380	042 RICE	39 206	3 778	1 287
334 PETROLEUM PRODUCTS,REFIN	9 804	3 304	1 175	044 MAIZE UNMILLED	1 707 009	78 501	27 390
511 HYDROCARBONS NES,DERIVS	2 290	663	226	045 CEREALS NES UNMILLED	168 232	11 870	4 166
512 ALCOHOLS,PHENOLS,ETC	8 677	1 742	606	054 VEG ETC FRSH,SMPLY PRSVD	14 981	2 494	882
513 ORGANIC ACIDS,ETC	13 482	2 495	856	056 VEGETBLES ETC PRSVD,PREPD	762	367	130
514 NITROGEN-FUNCTN COMPOUNDS	882	1 557	543	057 FRUIT,NUTS,FRESH,DRIED	406 098	56 281	20 474
515 DRG-INORG COMPOUNDS ETC	377	2 933	1 044	058 FRUIT PRESERVED,PREPARED	46 012	11 251	3 979
516 OTHER ORGANIC CHEMICALS	888	661	230	061 SUGAR AND HONEY	42 561	10 493	3 711
522 INORG ELEMNTS,OXIDES,ETC	11 942	1 221	420	074 TEA AND MATE	12 511	7 595	2 705
523 OTHR INORGANIC CHEMICALS	33 520	2 991	1 034	081 FEEDING STUFF FOR ANIMLS	6 133 742	299 175	105 437
524 RADIOACTIVE ETC MATERIAL	3	108	38	112 ALCOHOLIC BEVERAGES	3 930	896	315
531 SYNT DYE,NAT INDOG,LAKES	1 997	6 945	2 440	121 TOBACCO UNMFACTRD,REFUSE	37 422	19 413	6 766
532 DYES NES,TANNING PRODS	5 452	2 418	873	211 HIDES,SKINS,UNDRESSED	521	871	311
533 PIGMENTS,PAINTS,ETC	4 723	2 141	747	222 SEEDS FOR SOFT/FIXED OIL	7 246 139	612 662	209 237
541 MEDICINAL ETC PRODUCTS	879	11 242	3 964	233 RUBBER,SYNTHTIC,RECLAIMD	15 068	3 269	1 152
551 ESSENTL OIL,PERFUME,ETC	39	280	100	245 FUEL WOOD NES,CHARCOAL	4 604	170	63
553 PERFUMERY,COSMETICS,ETC	82	168	57	251 PULP AND WASTE PAPER	54 149	6 584	2 380
554 SOAPS,CLEANING ETC PREPS	8 871	2 836	994	263 COTTON	133 927	56 558	20 052
562 FERTILIZERS MANUFACTURED	53 905	2 007	699	268 WOOL(EXC TOPS),ANML HAIR	53 667	46 261	16 769
582 PROD OF CONDENSATION ETC	10 089	6 120	2 161	273 STONE,SAND AND GRAVEL	508	144	52
583 PROD OF POLYMERIZING ETC	20 416	5 943	2 070	287 BASE METAL ORES,CONC NES	155	248	87
584 CELLULOSE DERIVATIVES ETC	419	410	141	291 CRUDE ANIMAL MTRIALS NES	97 521	10 435	3 734
591 PESTICIDES,DISINFECTANTS	4 877	3 312	1 145	292 CRUDE VEG MATERIALS NES	29 527	13 368	4 823
592 STARCH,INULIN,GLUTEN,ETC	82	113	41	335 RESIDUAL PETRLM PROD NES	769 198	20 965	7 386
598 MISC CHEMICAL PRODS NES	8 214	4 012	1 410	423 FIXED VEG OILS,SOFT	161 152	39 455	13 559
612 LEATHER ETC MANUFACTURES	267	348	120	424 FIXED VEG OIL NONSOFT	257 080	42 138	14 760
621 MATERIALS OF RUBBER	96	140	47	431 PROCESD ANML VEG OIL,ETC	85 321	10 990	3 899
625 RUBBER TYRES,TUBES	621	544	191	511 HYDROCARBONS NES,DERIVS	57 675	7 823	2 577
628 RUBBER ARTICLES NES	436	1 067	376	512 ALCOHOLS,PHENOLS,ETC	13 358	1 473	522
641 PAPER AND PAPERBOARD	1 334	796	275	513 ORGANIC ACIDS,ETC	10 703	1 930	675
642 ARTICLES OF PAPER ETC	148	248	84	514 NITROGEN-FUNCTN COMPOUNDS	15 247	3 500	1 233
651 TEXTILE YARN AND THREAD	243	432	156	516 OTHER ORGANIC CHEMICALS	4	121	41
653 WOVN MAN-MADE FIB FABRIC	947	1 288	455	532 DYES NES,TANNING PRODS	11 662	3 282	1 149
657 SPECIAL TEXTILE ETC PROD	334	871	306	541 MEDICINAL ETC PRODUCTS	675	2 568	917
659 FLOOR COVERINGS ETC	46	96	35	551 ESSENTL OIL,PERFUME,ETC	498	1 424	517
662 CLAY,REFRACTORY BLDG PRD	2 869	406	136	583 PROD OF POLYMERIZING ETC	26 528	5 063	1 773
663 OTH NONMETAL MINERAL MFS	492	503	181	584 CELLULOSE DERIVATIVES ETC	171	106	34
664 GLASS	299	160	55	585 PLASTIC MATERIALS NES	3	2 023	700
665 GLASSWARE	254	333	120	611 LEATHER	6 462	11 950	4 210
673 IRON AND STEEL SHAPES	2 834	255	90	612 LEATHER ETC MANUFACTURES	78	272	94
674 IRN,STL UNIV,PLATE,SHEET	1 728	562	193	613 FUR SKINS TANNED,DRESSED	461	9 627	3 423
675 IRON,STEEL HOOP,STRIP	3 081	885	308	641 PAPER AND PAPERBOARD	30 667	1 850	657
677 IRN,STL WIRE EXCL W ROD	589	186	62	651 TEXTILE YARN AND THREAD	9 581	10 129	3 589
678 IRON,STL TUBES,PIPES,ETC	289	150	52	652 COTTON FABRICS,WOVEN	1 070	1 014	377
682 COPPER EXC CEMENT COPPER	61	102	38	666 POTTERY	500	230	79
693 WIRE PRODUCTS NON ELECTR	374	126	44	667 PEARL,PREC-,SEMI-P STONE	43	145	52
695 TOOLS	396	867	300	673 IRON AND STEEL SHAPES	183 126	14 358	4 875
696 CUTLERY	42	195	68	699 OTHER METAL MANUFACTURES	323	183	67
699 OTHER METAL MANUFACTURES	275	393	132	713 INTRNL COMBUS PISTN ENGN	909	1 681	601
713 INTRNL COMBUS PISTN ENGN	814	1 605	565	716 ROTATING ELECTRIC PLANT	47	336	118
716 ROTATING ELECTRIC PLANT	284	746	259	724 TEXTILE,LEATHER MACHNRY	36	99	36
721 AGRIC MACHY,EXC TRACTORS	2 041	2 752	1 023	736 MACHINE TOOLS FOR METAL	472	279	99
722 TRACTORS NON-ROAD	913	1 012	335	742 PUMPS FOR LIQUIDS ETC	19	294	104
723 CIVIL ENGINEERG EQUIP ETC	488	585	206	749 NONELEC MACH PTS,ACC NES	7	167	59
724 TEXTILE,LEATHER MACHNRY	1 246	5 879	2 075	752 AUTOMTIC DATA PROC EQUIP	2 466	25 476	8 757
725 PAPER ETC MILL MACHINERY	73	189	65	759 OFFICE & ADP MCH PTS,ACC	32	1 738	620
726 PRINTG,BKBINDG MACHY,PTS	25	131	44	764 TELECOM EQPT,PTS,ACC NES	1	100	37
727 FOOD MACHRY NON-DOMESTIC	135	1 773	622	773 ELECTR DISTRIBUTING MACH	7	96	30
728 OTH MACHY FOR SPCL INDUS	175	1 145	407	776 TRANSISTORS,VALVES,ETC	24	1 839	637
737 METALWORKING MACHNRY NES	26	137	50	781 PASS MOTOR VEH EXC BUSES	72	100	34
741 HEATING,COOLING EQUIPMNT	263	655	232	793 SHIPS AND BOATS	95	487	153
742 PUMPS FOR LIQUIDS ETC	55	387	139	831 TRAVEL GOODS,HANDBAGS	36	112	39
743 PUMPS NES,CENTRIFUGES ETC	320	1 457	517	842 MENS OUTERWEAR NOT KNIT	51	177	63

7 IMPORTS AND EXPORTS (SPECIAL TRADE) BY COUNTRIES OF PRODUCTION AND CONSUMPTION AND BY GROUPS OF THE SITC-REV. II 1984

GROUP DESCRIPTION	DT * 100 KG	1 000 DM	1 000 \$	GROUP DESCRIPTION	DT * 100 KG	1 000 DM	1 000 \$
843 WOMENS OUTERWEAR NONKNIT	24	103	39	714 ENGINES & MOTORS NES	4	89	33
848 HEADGEAR, NONTXTL CLOTHNG	848	8 430	2 951	716 ROTATING ELECTRIC PLANT	1 850	5 466	1 931
851 FOOTWEAR	244	975	335	718 OTH POWER GENERATG MACHY	235	1 181	419
874 MEASURING, CONTROLNG INSTR	7	555	202	721 AGRIC MACHY, EXC TRACTORS	10 186	13 782	4 649
892 PRINTED MATTER	8	97	34	722 TRACTORS NON-ROAD	200	313	105
896 WORKS OF ART ETC		344	120	723 CIVIL ENGINEERG EQUIP ETC	3 769	5 886	2 092
941 ZOO ANIMALS, PETS	45	977	344	724 TEXTILE, LEATHER MACHNRY	17 495	62 424	21 601
EXPORTS	2 137 869	2 225 684	787 102	725 PAPER ETC MILL MACHINERY	439	1 868	638
001 LIVE ANIMALS	20	438	154	726 PRINTG, BKBDNG MACHY, PTS	449	2 628	900
037 FISH ETC PRPVD PRSVD NES	29	378	133	727 FOOD MACHRY NON-DOMESTIC	1 773	3 181	1 084
048 CEREAL ETC PREPARATIONS	811	238	87	728 OTH MACHY FOR SPCL INDUS	4 951	22 777	7 925
054 VEG ETC FRSH, SPLY PRSVD	532	100	34	736 MACHINE TOOLS FOR METAL	12 999	20 550	7 411
061 SUGAR AND HONEY	11 972	1 621	564	737 METALWORKING MACHNRY NES	2 061	7 478	2 655
071 COFFEE AND SUBSTITUTES	46	197	68	741 HEATING, COOLING EQUIPMNT	2 320	10 835	3 852
073 CHOCOLATE AND PRODUCTS	210	201	71	742 PUMPS FOR LIQUIDS ETC	2 139	8 673	2 964
075 SPICES	195	221	82	743 PUMPS NES, CENTRIFUGES ETC	1 833	12 844	4 538
081 FEEDING STUFF FOR ANIMLS	2 586	1 204	413	744 MECHANICAL HANDLING EQU	1 434	2 872	989
098 EDIBLE PRODCTS, PREPS NES	2 576	1 571	516	745 NONELEC MACHY, TOOLS NES	2 640	10 224	3 610
223 SEEDS FOR OTH FIXED OILS	1 719	370	131	749 NONELEC MACH PTS, ACC NES	10 541	34 135	11 933
233 RUBBER, SYNTHETIC, RECLAIMD	52 980	19 219	6 790	751 OFFICE MACHINES	227	1 694	588
247 OTH WOOD ROUGH, SQUARED	1 276	119	39	752 AUTOMTIC DATA PROC EQUIP	269	6 138	2 147
266 SYNTHETIC FIBRE TO SPIN	4 091	2 822	969	759 OFFICE & ADP MCH PTS, ACC	69	2 936	997
267 OTHER MAN-MADE FIBRES	694	308	111	761 TELEVISION RECEIVERS	98	382	126
274 SULPHUR ETC	1 255	113	38	763 SOUND RECORDRS, PHONOGRPH	58	448	151
278 OTHER CRUDE MINERALS	3 237	628	214	764 TELECOM EQPT, PTS, ACC NES	8 677	102 090	35 723
287 BASE METAL ORES, CONC NES	8 964	1 511	531	771 ELECTRIC POWER MACHY NES	172	1 500	522
292 CRUDE VEG MATERIALS NES	8 583	6 044	2 105	772 SWITCHGEAR ETC & PTS NES	4 019	31 963	11 192
322 COAL, LIGNITE, PEAT	5 500	194	64	773 ELECTR DISTRIBUTING MACH	1 507	2 211	784
334 PETROLEUM PRODUCTS, REFIN	12 585	4 245	1 479	774 ELECTRO-MEDCL, XRAY EQUIP	66	3 426	1 230
335 RESIDUAL PETRLM PROD NES	68 292	6 561	2 337	775 HOUSEHOLD TYPE EQUIP NES	203	1 371	472
411 ANIMAL OILS AND FATS	520	123	44	776 TRANSISTORS, VALVES, ETC	4 033	11 784	4 106
431 PROCESD ANML VEG OIL, ETC	778	405	143	778 ELECTRICAL MACHINERY NES	9 096	26 849	9 282
511 HYDROCARBONS NES, DERIVS	24 355	4 443	1 551	781 PASS MOTOR VEH EXC BUSES	5 107	19 828	6 889
512 ALCOHOLS, PHENOLS, ETC	63 321	18 277	6 373	782 LORRIES, SPCL MTR VEH NES	254	890	311
513 ORGANIC ACIDS, ETC	50 550	18 896	6 599	784 MOTOR VEHCL PTS, ACC NES	79 990	122 468	42 693
514 NITROGEN-FUNCTN COMPOUNDS	31 978	41 016	14 287	785 MOTOR & OTHER CYCLES ETC	197	1 429	507
515 ORG-INORG COMPOUNDS ETC	19 380	50 721	17 640	786 VEH NES NONMOTR, TRAILERS	1 205	1 129	394
516 OTHER ORGANIC CHEMICALS	11 585	11 011	3 850	792 AIRCRAFT	139	12 345	4 538
522 INORG ELEMNTS, OXIDES, ETC	69 700	11 564	4 041	793 SHIPS AND BOATS	1 601	9 603	3 699
523 OTHR INORGANIC CHEMICALS	126 664	20 679	7 243	801 INDUSTRIAL PLANT, CHAP 90	75	130	47
524 RADIOACTIVE ETC MATERIAL		119	47	812 PLUMBG, HEATNG, LGHTNG EQU	104	714	247
531 SVNT DYE, NAT INDOGO, LAKES	5 656	22 810	7 946	821 FURNITURE	1 684	1 535	541
532 DYES NES, TANNING PRODS	1 827	813	296	842 MENS OUTERWEAR NOT KNIT	5	100	32
533 PIGMENTS, PAINTS, ETC	35 219	14 980	5 227	843 WOMENS OUTERWEAR NONKNIT	5	139	41
541 MEDICINAL ETC PRODUCTS	5 723	36 564	12 813	845 OUTERWEAR KNIT NONELASTC	4	123	36
551 ESSENTL OIL, PERFUME, ETC	137	1 053	367	848 HEADGEAR, NONTXTL CLOTHNG	1	179	63
553 PERFUMERY, COSMETICS, ETC	160	215	73	851 FOOTWEAR	75	146	42
554 SOAPS, CLEANING ETC PREPS	19 957	8 138	2 818	871 OPTICAL INSTRUMENTS	60	1 658	567
562 FERTILIZERS MANUFACTURED	41 709	1 767	603	872 MEDICAL INSTRUMENTS NES	533	6 206	2 128
582 PROD OF CONDENSATION ETC	44 694	34 230	11 904	873 METERS & COUNTERS NES	29	284	96
583 PROD OF POLYMERIZING ETC	150 022	42 221	14 592	874 MEASURING, CONTROLNG INSTR	1 277	29 079	10 331
584 CELLULOSE DERIVATIVES ETC	7 204	6 968	2 405	881 PHOTO APPAR & EQUIPT NES	414	3 330	1 171
585 PLASTIC MATERIALS NES	822	1 386	482	882 PHOTO, CINEMA SUPPLIES	7 079	11 038	3 831
591 PESTICIDES, DISINFECTANTS	13 190	16 568	5 760	884 OPTICAL GOODS NES	9	559	189
592 STARCH, INULIN, GLUTEN, ETC	368	677	234	885 WATCHES AND CLOCKS	782	8 046	2 815
598 MISC CHEMICAL PRODS NES	53 823	23 743	8 303	892 PRINTED MATTER	5 674	16 008	5 601
605 INDUSTRIAL PLANT, CHAP 73	682	6 365	2 208	893 ARTICLES OF PLASTIC NES	1 599	3 320	1 163
612 LEATHER ETC MANUFACTURES	13	107	36	894 TOYS, SPORTING GOODS, ETC	367	1 291	439
613 FUR SKINS TANNED, DRESSED	11	712	258	895 OFFICE SUPPLIES NES	253	1 015	350
621 MATERIALS OF RUBBER	906	1 205	411	896 WORKS OF ART ETC		120	45
625 RUBBER TYRES, TUBES	2 152	1 150	388	897 GOLD, SILVER WARE, JEWELRY	3	138	46
628 RUBBER ARTICLES NES	1 463	6 201	2 190	898 MUSICAL INSTRUMENTS, PTS	339	2 957	1 001
634 VENEERS, PLYWOOD, ETC	446	179	62	899 OTHER MANUFACTURED GOODS	485	2 552	884
641 PAPER AND PAPERBOARD	5 038	3 624	1 247	941 ZOO ANIMALS, PETS	11	121	40
642 ARTICLES OF PAPER ETC	706	1 384	479	951 WAR FIREARMS, AMMUNITION	48	895	324
651 TEXTILE YARN AND THREAD	8 607	8 513	2 926	FALKLAND IS			
652 COTTON FABRICS, WOVEN	13	96	35	IMPORTS	96	95	32
653 WOVN MAN-MADE FIB FABRIC	15	111	38	268 WOOL (EXC TOPS), ANML HAIR	96	95	32
654 OTH WOVN TEXTILE FABRIC	49	170	60	EXPORTS	141	154	54
655 LACE, RIBBONS, TULLE, ETC	38	333	117	723 CIVIL ENGINEERG EQUIP ETC	99	82	30
657 SPECIAL TEXTILE ETC PROD	1 174	4 036	1 430	CYPRUS			
661 CEMENT ETC BUILDING PROD	968	93	35	IMPORTS	693 762	67 059	23 990
662 CLAY, REFRACTORY BLDG PRD	26 814	3 692	1 296	054 VEG ETC FRSH, SPLY PRSVD	162 625	13 106	4 882
663 OTH NONMETAL MINERAL MFS	17 082	8 870	3 129	057 FRUIT, NUTS, FRESH, DRIED	172 171	16 886	5 983
664 GLASS	4 114	2 450	881	058 FRUIT PRESERVED, PREPARED	11 672	3 874	1 374
665 GLASSWARE	175	626	214	073 CHOCOLATE AND PRODUCTS	201	183	65
666 POTTERY	37	115	41	112 ALCOHOLIC BEVERAGES	1 183	266	90
671 PIG IRON ETC	8 266	2 102	729	121 TOBACCO UNMNFCTRD, REFUSE	246	146	55
672 IRON, STL PRIMARY FORMS	502 710	33 881	11 227	145 OTHER CRUDE MINERALS	3 554	449	161
673 IRON AND STEEL SHAPES	55 556	6 616	2 344	213 287 BASE METAL ORES, CONC NES	5 000	799	292
674 IRN, STL UNIV, PLATE, SHEET	172 969	28 885	9 777	911 288 NONFERR METAL SCRAP NES	1 683	496	175
675 IRON, STEEL HOOP, STRIP	19 903	6 835	2 369	728 625 RUBBER TYRES, TUBES	212	139	48
677 IRN, STL WIRE EXCL W ROD	1 707	1 689	1 707	658 TEXTILE ARTICLES NES	86	122	46
678 IRON, STL TUBES, PIPES, ETC	11 892	4 872	1 405	712 STEAM ENGINES, TURBINES	332	412	150
679 IRN, STL CASTINGS UNWORKE	487	402	145	714 ENGINES & MOTORS NES	53	659	241
681 SILVER, PLATINUM, ETC	4	616	213	741 HEATING, COOLING EQUIPMNT	250	168	54
682 COPPER EXC CEMENT COPPER	1 673	2 662	911	793 SHIPS AND BOATS	328 421	7 626	2 643
683 NICKEL	787	2 130	728	842 MENS OUTERWEAR NOT KNIT	424	1 605	561
684 ALUMINIUM	1 603	2 202	759	843 WOMENS OUTERWEAR NONKNIT	1 247	7 116	2 564
689 NON-FER BASE METALS NES	39	186	63	844 UNDERWEAR NOT KNIT	530	2 544	888
691 STRUCTURES AND PARTS NES	310	636	220	845 OUTERWEAR KNIT NONELASTC	798	4 158	1 466
692 METAL TANKS, BOXES, ETC	259	415	134	846 UNDERWEAR KNITTED	749	2 790	1 004
693 WIRE PRODUCTS NON ELECTR	495	413	145	851 FOOTWEAR	31	219	77
694 STL, COPPR NAILS, NUTS, ETC	648	1 394	491	874 MEASURING, CONTROLNG INSTR	1	410	142
695 TOOLS	1 746	6 931	2 411	896 WORKS OF ART ETC	471	175	
696 CUTLERY	185	1 804	613				
697 BASE MTL HOUSEHOLD EQUIP	40	121	41				
698 OTHER METAL MANUFACTURES	4 838	12 049	4 281				
700 INDUSTRIAL PLANT, CHAP 84	2 338	10 675	3 957				
703 INDUSTRIAL PLANT, CHAP 85	11	165	60				
711 STEAM BOILERS & AUX PLNT	2 347	13 336	4 722				
712 STEAM ENGINES, TURBINES	419	3 286	1 172				
713 INTRNL COMBUS PISTN ENGN	13 576	30 447	10 683				

7 IMPORTS AND EXPORTS (SPECIAL TRADE) BY COUNTRIES OF PRODUCTION AND CONSUMPTION AND BY GROUPS OF THE SITC-REV. II 1984

GROUP DESCRIPTION	DT * 100 KG	1 000 DM	1 000 \$	GROUP DESCRIPTION	DT * 100 KG	1 000 DM	1 000 \$
EXPORTS	1 461 220	347 826	122 771	727 FOOD MACHRY NON-DOMESTIC	227	1 062	369
001 LIVE ANIMALS	11	149	57	728 OTH MACHRY FOR SPCL INDUS	1 587	4 062	1 413
014 MEAT PREPD, PRSVD, NES ETC	2 138	556	195	736 MACHINE TOOLS FOR METAL	247	432	147
022 MILK AND CREAM	1 373	217	76	737 METALWORKING MACHNRY NES	34	110	38
023 BUTTER	1 200	586	208	741 HEATING, COOLING EQUIPMNT	1 415	2 640	921
024 CHEESE AND CURD	4 116	1 538	547	742 PUMPS FOR LIQUIDS ETC	330	1 254	450
034 FISH FRESH, CHILLED, FROZN	972	244	89	743 PUMPS NES, CENTRIFUGES ETC	1 172	1 850	665
035 FISH SALTED, DRIED, SMOKED	248	117	42	744 MECHANICAL HANDLING EQU	1 418	2 480	863
048 CEREAL ETC PREPARATIONS	3 174	2 093	736	745 NONELEC MACHY, TOOLS NES	600	2 242	785
057 FRUIT, NUTS, FRESH, DRIED	284	371	129	749 NONELEC MACH PTS, ACC NES	3 800	8 374	2 969
061 SUGAR AND HONEY	135 214	8 144	2 901	751 OFFICE MACHINES	114	660	232
062 SUGAR PREPS NON-COCOA	586	288	100	752 AUTOMTIC DATA PROC EQUIP	49	799	285
071 COFFEE AND SUBSTITUTES	332	594	206	759 OFFICE & ADP MCH PTS, ACC	15	542	189
072 COCOA	528	289	100	761 TELEVISION RECEIVERS	3 457	10 979	3 862
073 CHOCOLATE AND PRODUCTS	420	295	100	762 RADIO BROADCAST RECEIVRS	172	671	239
081 FEEDING STUFF FOR ANIMLS	8 584	1 107	386	763 SOUND RECORDRS, PHONOGRPH	89	1 024	351
098 EDIBLE PRODCTS, PREPS NES	1 436	1 230	427	764 TELECOM EQPT, PTS, ACC NES	259	935	327
111 NON-ALCOHL BEVERAGES NES	20 097	2 490	894	772 SWITCHGEAR ETC & PTS NES	503	1 498	520
112 ALCOHOLIC BEVERAGES	3 372	604	213	773 ELECTR DISTRIBUTING MACH	166	162	57
122 TOBACCO MFRS	1 875	3 362	1 162	774 ELECTRO-MEDCL, XRAY EQUIP	33	850	285
233 RUBBER, SYNTHETIC, RECLAIMD	295	214	75	775 HOUSEHOLD TYPE EQUIP NES	4 466	6 594	2 333
266 SYNTHETIC FIBRE TO SPIN	527	263	89	776 TRANSISTORS, VALVES, ETC	466	692	238
269 WASTE OF TEXTILE FABRICS	1 805	262	96	778 ELECTRICAL MACHINERY NES	1 050	2 706	945
292 CRUDE VEG MATERIALS NES	367	180	62	781 PASS MOTOR VEH EXC BUSES	19 443	40 646	14 260
322 COAL, LIGNITE, PEAT	5 253	157	54	782 LORRIES, SPCL MTR VEH NES	4 933	4 994	1 770
334 PETROLEUM PRODUCTS, REFIN	3 319	839	295	783 ROAD MOTOR VEHICLES NES	1 259	284	102
335 RESIDUAL PETRLM PROD NES	999	166	57	784 MOTOR VEHCL PTS, ACC NES	4 387	7 703	2 715
424 FIXED VEG OIL NONSOFT	860	262	90	785 MOTOR & OTHER CYCLES ETC	78	157	52
431 PROCESD ANML VEG OIL, ETC	3 204	841	294	786 VEH NES NONMOTR, TRAILERS	347	178	65
511 HYDROCARBONS NES, DERIVS	2 990	452	165	792 AIRCRAFT	63	9 054	3 356
512 ALCOHOLS, PHENOLS, ETC	1 009	255	87	793 SHIPS AND BOATS	860 872	42 142	15 191
513 ORGANIC ACIDS, ETC	1 031	403	139	812 PLUMBG, HEATING, LGHTNG EQU	897	1 076	378
514 NITROGEN-FUNCT COMPOUNDS	1 113	836	305	821 FURNITURE	2 041	1 921	687
515 ORG-INORG COMPOUNDS ETC	130	151	52	831 TRAVEL GOODS, HANDBAGS	36	149	55
516 OTHER ORGANIC CHEMICALS	365	233	84	842 MENS OUTERWEAR NOT KNIT	27	201	74
522 INORG ELEMNTS, OXIDES, ETC	6 601	841	289	843 WOMENS OUTERWEAR NONKNIT	45	919	324
523 OTHR INORGANIC CHEMICALS	12 846	2 244	759	845 OUTERWEAR KNIT NONELASTC	38	539	188
531 SYNT DYE, NAT INDO, LAKES	281	824	292	846 UNDERWEAR KNITTED	51	615	222
532 DYES NES, TANNING PRODS	665	120	43	847 TXTL CLTHNG ACCESSRYS NES	41	330	115
533 PIGMENTS, PAINTS, ETC	2 821	1 496	511	848 HEADGEAR, NONTXTL CLOTHNG	89	336	116
541 MEDICINAL ETC PRODUCTS	1 502	5 913	2 095	851 FOOTWEAR	157	605	210
551 ESSENTL OIL, PERFUME, ETC	181	649	230	871 OPTICAL INSTRUMENTS	5	186	63
553 PERFUMERY, COSMETICS, ETC	4 232	3 214	1 103	872 MEDICAL INSTRUMENTS NES	247	1 402	483
554 SOAPS, CLEANING ETC PREPS	13 713	4 239	1 478	873 METERS & COUNTERS NES	149	150	53
562 FERTILIZERS MANUFACTURED	1 635	135	48	874 MEASURING, CONTROLNG INSTR	155	2 405	812
582 PROD OF CONDENSATION ETC	7 359	3 521	1 259	881 PHOTO APPAR & EQUIPT NES	102	908	340
583 PROD OF POLYMERIZING ETC	22 077	5 546	1 926	882 PHOTO, CINEMA SUPPLIES	1 396	2 414	847
584 CELLULOSE DERIVATIVES ETC	753	570	199	884 OPTICAL GOODS NES	4	434	152
591 PESTICIDES, DISINFECTANTS	1 326	1 326	460	885 WATCHES AND CLOCKS	43	327	111
592 STARCH, INULIN, GLUTEN, ETC	13 047	2 036	716	892 PRINTED MATTER	472	610	217
598 MISC CHEMICAL PRODS NES	6 719	2 623	907	893 ARTICLES OF PLASTIC NES	1 661	1 927	672
611 LEATHER	377	361	126	894 TOYS, SPORTING GOODS, ETC	667	1 132	398
612 LEATHER ETC MANUFACTURES	69	121	44	895 OFFICE SUPPLIES NES	320	984	350
621 MATERIALS OF RUBBER	769	409	142	897 GOLD, SILVER WARE, JEWELRY	6	401	146
625 RUBBER TYRES, TUBES	1 869	1 264	440	898 MUSICAL INSTRUMENTS, PTS	70	410	139
628 RUBBER ARTICLES NES	232	517	179	899 OTHER MANUFACTURED GOODS	217	1 036	366
634 VENEERS, PLYWOOD, ETC	2 961	1 152	407	971 GOLD, NON MONETARY NES	2	036	698
635 WOOD MANUFACTURES NES	115	87	31	LEBANON			
641 PAPER AND PAPERBOARD	26 030	3 855	1 327	IMPORTS	28 183	15 985	5 608
642 ARTICLES OF PAPER ETC	17 119	7 366	2 593	071 COFFEE AND SUBSTITUTES	216	171	59
651 TEXTILE YARN AND THREAD	639	1 978	701	263 COTTON	197	97	36
652 COTTON FABRICS, WOVEN	4 056	11 022	3 887	288 NONFERR METAL SCRAP NES	24 582	8 183	2 895
653 WOVN MAN-MADE FIB FABRIC	2 189	6 130	2 171	291 CRUDE ANIMAL MTRIALS NES	484	3 284	1 147
654 OTH WOVEN TEXTILE FABRIC	80	463	162	655 KNIT ETC FABRICS	113	267	95
655 KNIT ETC FABRICS	1 105	2 852	998	689 NON-FER BASE METALS NES	242	101	36
656 LACE, RIBBONS, TULLE, ETC	37	329	118	694 STL, COPPR NAILS, NUTS, ETC	521	512	171
657 SPECIAL TEXTILE ETC PROD	2 194	2 628	941	716 ROTATING ELECTRIC PLANT	92	139	49
658 TEXTILE ARTICLES NES	208	386	139	743 PUMPS NES, CENTRIFUGES ETC	2	122	39
659 FLOOR COVERINGS ETC	658	679	231	749 NONELEC MACH PTS, ACC NES	1	150	51
661 CEMENT ETC BUILDING PROD	20 003	371	123	831 TRAVEL GOODS, HANDBAGS	23	108	36
662 CLAY, REFRACTORY BLDG PRD	5 723	828	288	846 UNDERWEAR KNITTED	30	121	40
663 OTH NONMETAL MINERAL MFS	1 333	732	258	892 PRINTED MATTER	242	328	110
664 GLASS	8 460	1 063	374	896 WORKS OF ART ETC	2	205	74
665 GLASSWARE	1 869	1 310	452	EXPORTS	1 321 308	490 428	171 567
666 POTTERY	693	1 205	424	001 LIVE ANIMALS	16 063	4 642	1 648
667 PEARL, PREC-, SEMI-P STONE	2	1 037	361	011 MEAT FRESH, CHILLO, FROZEN	8 038	2 272	786
673 IRON AND STEEL SHAPES	3 672	349	120	014 MEAT PREPD, PRSVD, NES ETC	1 149	840	294
674 IRN, STL UNIV, PLATE, SHEET	34 951	3 548	1 249	022 MILK AND CREAM	23 931	8 164	2 884
675 IRON, STEEL HOOP, STRIP	10 576	901	311	023 BUTTER	2 555	1 649	569
678 IRON, STL TUBES, PIPES, ETC	65 003	6 326	2 312	024 CHEESE AND CURD	10 827	6 142	2 157
681 SILVER, PLATINUM, ETC	4	801	283	037 FISH ETC PREPD PRSVD NES	132	124	43
682 COPPER EXC CEMENT COPPER	1 725	1 291	458	041 WHEAT ETC UNMILLED	94 957	4 041	1 454
683 NICKEL	38	82	30	046 WHEAT ETC MEAL OR FLOUR	10 827	769	276
684 ALUMINIUM	203	283	99	048 CEREAL ETC PREPARATIONS	4 580	3 168	1 137
686 ZINC	435	127	46	054 VEG ETC FRSH, SMPLY PRSVD	4 279	476	167
691 STRUCTURES AND PARTS NES	1 149	1 056	363	055 FRUIT PRESERVED, PREPARED	540	213	77
692 METAL TANKS, BOXES, ETC	338	292	100	061 SUGAR AND HONEY	16 831	1 592	544
694 STL, COPPR NAILS, NUTS, ETC	417	288	104	062 SUGAR PREPS NON-COCOA	3 936	1 669	592
695 TOOLS	738	1 778	616	072 COCOA	1 153	690	240
696 CUTLERY	914	3 782	1 311	073 CHOCOLATE AND PRODUCTS	7 372	3 906	1 373
697 BASE MTL HOUSEHOLD EQUIP	1 292	1 957	676	081 FEEDING STUFF FOR ANIMLS	1 936	278	97
699 OTHER METAL MANUFACTURES	2 027	3 040	1 061	096 EDIBLE PRODCTS, PREPS NES	3 588	2 097	741
711 STEAM BOILERS & AUX PLNT	182	195	66	111 NON-ALCOHL BEVERAGES NES	90 369	9 005	3 288
712 STEAM ENGINES, TURBINES	338	993	349	112 ALCOHOLIC BEVERAGES	2 828	374	129
713 INTRNL COMBUS PISTN ENGN	987	2 144	750	233 RUBBER, SYNTHETIC, RECLAIMD	1 072	157	55
714 ENGINES & MOTORS NES	47	11 379	3 996	247 OTH WOOD ROUGH, SQUARED	37 950	2 936	967
716 ROTATING ELECTRIC PLANT	495	1 016	354	248 WOOD SHAPED	3 263	645	210
718 OTH POWER GENERATG MACHY	7	216	71	266 SYNTHETIC FIBRE TO SPIN	1 379	518	179
721 AGRIC MACHY, EXC TRACTORS	509	886	321	269 WASTE OF TEXTILE FABRICS	6 207	1 065	377
722 TRACTORS NON-ROAD	558	493	174	292 CRUDE VEG MATERIALS NES	281	259	90
723 CIVIL ENGINEERG EQUIP ETC	1 704	2 233	806				
724 TEXTILE, LEATHER MACHNRY	816	4 672	1 637				
725 PAPER ETC MILL MACHINERY	90	230	84				
726 PRINTG, BKBINDG MACHY, PTS	474	1 034	365				

7 IMPORTS AND EXPORTS (SPECIAL TRADE) BY COUNTRIES OF PRODUCTION AND CONSUMPTION AND BY GROUPS OF THE SITC-REV. II 1984

GROUP DESCRIPTION	DT = 100 KG	1 000 DM	1 000 \$	GROUP DESCRIPTION	DT = 100 KG	1 000 DM	1 000 \$
322 COAL, LIGNITE, PEAT	7 236	183	62	781 PASS MOTOR VEH EXC BUSES	78 900	33 948	11 720
323 BRIQUETS, COKE, SEMI-COKE	25 000	935	301	782 LORRIES, SPCL MTR VEH NES	18 493	14 606	5 272
334 PETROLEUM PRODUCTS, REFIN	20 727	4 344	1 521	783 ROAD MOTOR VEHICLES NES	1 214	345	124
335 RESIDUAL PETRLM PROD NES	5 385	784	272	784 MOTOR VEHCL PTS, ACC NES	138 694	55 058	19 025
423 FIXED VEG OILS, SOFT	611	178	61	785 MOTOR & OTHER CYCLES ETC	142	208	72
424 FIXED VEG OIL NONSOFT	2 837	1 215	420	786 VEH NES NONMOTR, TRAILERS	2 894	1 325	459
431 PROCESD ANML VEG OIL, ETC	13 766	3 038	1 035	792 AIRCRAFT	4	247	90
511 HYDROCARBONS NES, DERIVS	1 579	390	140	793 SHIPS AND BOATS	15 200	2 502	867
512 ALCOHOLS, PHENOLS, ETC	836	423	143	812 PLUMBGG, HEATNG, LGHTNG EQU	2 910	2 179	749
513 ORGANIC ACIDS, ETC	10 999	2 294	786	821 FURNITURE	1 980	2 900	993
514 NITROGEN-FUNCTN COMPOUNDS	1 514	570	195	831 TRAVEL GOODS, HANDBAGS	135	400	132
515 ORG-INORG COMPOUNDS ETC	192	142	46	842 MENS OUTERWEAR NOT KNIT	157	2 175	747
516 OTHER ORGANIC CHEMICALS	203	289	100	843 WOMENS OUTERWEAR NONKNIT	316	6 342	2 207
522 INORG ELEMNTS, OXIDES, ETC	4 093	767	264	844 UNDERWEAR NOT KNIT	22	258	91
523 OTHR INORGANIC CHEMICALS	4 058	489	165	845 OUTERWEAR KNIT NONELASTC	148	2 262	794
524 RADIOACTIVE ETC MATERIAL		122	42	846 UNDERWEAR KNITTED	81	827	283
531 SYNT DYE, NAT INDGO, LAKES	481	757	262	847 TXTL CLTHNG ACCESSRYS NES	33	254	81
532 DYES NES, TANNING PRODS	2 536	466	159	848 HEADGEAR, NONTXL CLOTHNG	143	552	184
533 PIGMENTS, PAINTS, ETC	11 587	3 489	1 192	851 FOOTWEAR	260	1 476	505
541 MEDICINAL ETC PRODUCTS	3 058	29 764	10 478	871 OPTICAL INSTRUMENTS	2	107	35
551 ESSENTL OIL, PERFUME, ETC	296	956	338	872 MEDICAL INSTRUMENTS NES	274	3 040	1 049
553 PERFUMERY, COSMETICS, ETC	5 201	4 277	1 517	873 METERS & COUNTERS NES	72	85	32
554 SOAPS, CLEANING ETC PREPS	19 628	5 100	1 783	874 MEASURNG, CONTROLNG INSTR	579	2 857	1 001
562 FERTILIZERS MANUFACTURED	133 180	5 195	1 837	881 PHOTO APPAR & EQUIPT NES	59	737	254
582 PROD OF CONDENSATION ETC	3 593	1 321	462	882 PHOTO, CINEMA SUPPLIES	3 110	4 958	1 725
583 PROD OF POLYMERIZING ETC	40 990	10 088	3 540	884 OPTICAL GOODS NES	21	726	253
584 CELLULOSE DERIVATIVES ETC	4 171	2 280	793	885 WATCHES AND CLOCKS	64	726	247
591 PESTICIDES, DISINFECTANTS	2 944	2 644	915	892 PRINTED MATTER	989	1 472	508
592 STARCH, INULIN, GLUTEN, ETC	8 318	1 332	462	893 ARTICLES OF PLASTIC NES	3 249	3 369	1 164
598 MISC CHEMICAL PRODS NES	17 333	3 524	1 214	894 TOYS, SPORTING GOODS, ETC	655	1 157	401
621 MATERIALS OF RUBBER	2 437	1 086	376	895 OFFICE SUPPLIES NES	646	1 620	559
625 RUBBER TYRES, TUBES	13 633	2 612	902	897 GOLD, SILVER WARE, JEWELRY	3	353	120
628 RUBBER ARTICLES NES	656	1 017	355	898 MUSICAL INSTRUMENTS, PTS	159	696	235
634 VENEERS, PLYWOOD, ETC	1 175	412	140	899 OTHER MANUFACTURED GOODS	480	1 011	347
635 WOOD MANUFACTURES NES	951	415	144	951 WAR FIREARMS, AMMUNITION	46	167	56
641 PAPER AND PAPERBOARD	8 866	1 970	668				
642 ARTICLES OF PAPER ETC	7 143	3 346	1 172	SYRIA			
651 TEXTILE YARN AND THREAD	1 139	1 482	502				
652 COTTON FABRICS, WOVEN	900	2 632	919	IMPORTS	12 568 888	746 641	262 105
653 WOVN MAN-MADE FIB FABRIC	1 212	3 274	1 134				
654 OTH WOVEN TEXTILE FABRIC	58	257	86	054 VEG ETC FRSH, SMLPLY PRSVD	890	232	79
655 KNIT ETC FABRICS	534	704	248	056 VEGTBLES ETC PRSVD, PREPD	3 192	1 445	499
656 LACE, RIBBONS, TULLE, ETC	148	254	88	121 TOBACCO UNMNFCTRD, REFUSE	155	99	36
657 SPECIAL TEXTILE ETC PROD	2 293	2 099	735	212 FUR SKINS UNRESSED	18	101	38
658 TEXTILE ARTICLES NES	191	309	105	263 COTTON	127 208	44 858	16 408
659 FLOOR COVERINGS ETC	1 110	1 526	514	288 NONFERR METAL SCRAP NES	12 534	3 406	1 259
662 CLAY, REFRACTORY BLDG PRD	10 152	1 288	446	291 CRUDE ANIMAL MTRIALS NES	897	5 745	2 016
663 OTH NONMETAL MINERAL MFS	4 663	2 676	928	331 CRUDE PETROLEUM	12 285 207	658 902	230 362
664 GLASS	10 522	1 457	482	334 PETROLEUM PRODUCTS, REFIN	131 270	9 425	3 560
665 GLASSWARE	733	641	218	383 PROD OF POLYMERIZING ETC	709	206	74
666 POTTERY	237	381	130	651 TEXTILE YARN AND THREAD	4 942	4 027	1 388
667 PEARL, PREC-, SEMI-P STONE	2	794	277	658 TEXTILE ARTICLES NES	32	88	32
672 IRON, STL PRIMARY FORMS	47 405	2 727	912	714 ENGINES & MOTORS NES	256	12 996	4 591
673 IRON AND STEEL SHAPES	5 425	526	180	741 HEATING, COOLING EQUIPMNT	104	74	37
674 IRN, STL UNIV. PLATE, SHEET	83 200	9 814	3 400	749 NONELEC MACH PTS, ACC NES	8	130	45
675 IRON, STEEL HOOP, STRIP	643	150	52	764 TELECOM EQPT, PTS, ACC NES	2	337	117
677 IRN, STL WIRE EXCL W ROD	3 532	526	182	792 AIRCRAFT	10	437	155
678 IRON, STL TUBES, PIPES, ETC	11 863	1 758	609	842 MENS OUTERWEAR NOT KNIT	220	501	183
681 SILVER, PLATINUM, ETC		806	287	847 TXTL CLTHNG ACCESSRYS NES	51	122	41
682 COPPER EXC CEMENT COPPER	418	506	178	874 MEASURNG, CONTROLNG INSTR		123	43
683 NICKEL	30	92	32				
684 ALUMINIUM	1 854	1 199	407	EXPORTS	1 777 249	681 325	237 802
685 LEAD	1 000	144	49				
691 STRUCTURES AND PARTS NES	19 988	6 935	2 563	001 LIVE ANIMALS	90	481	171
692 METAL TANKS, BOXES, ETC	269	217	74	011 MEAT FRESH, CHILLD, FROZEN	314	150	51
693 WIRE PRODUCTS NON ELECTR	247	127	42	014 MEAT PREPD, PRSVD, NES ETC	1 519	514	168
694 STL, COPPR NAILS, NUTS, ETC	2 132	1 234	420	022 MILK AND CREAM	21 469	4 696	1 605
695 TOOLS	2 662	4 065	1 408	023 BUTTER	5 417	3 476	1 238
696 CUTLERY	521	1 827	632	024 CHEESE AND CURD	172	115	43
697 BASE MTL HOUSEHOLD EQUIP	2 636	1 802	618	041 WHEAT ETC UNMILLED	337 749	14 488	5 212
699 OTHER METAL MANUFACTURES	6 834	6 763	2 352	046 WHEAT ETC MEAL OR FLOUR	124 583	5 712	1 912
711 STEAM BOILERS & AUX PLNT	735	981	361	054 VEG ETC FRSH, SMLPLY PRSVD	750	88	31
713 INTRNL COMBUS PISTN ENGN	4 407	5 900	2 102	061 SUGAR AND HONEY	41 707	2 992	1 039
714 ENGINES & MOTORS NES	38	487	162	062 SUGAR PREPS NON-COCOA	296	107	36
716 ROTATING ELECTRIC PLANT	5 306	12 138	4 563	072 COCOA	1 465	704	229
721 AGRIC MACHY, EXC TRACTORS	104	82	30	081 FEEDING STUFF FOR ANIMLS	74 615	11 103	4 072
722 TRACTORS NON-ROAD	1 125	288	98	098 EDIBLE PRODCTS, PREPS NES	300	830	302
723 CIVIL ENGINEERG EQUIP ETC	5 503	2 692	932	112 ALCOHOLIC BEVERAGES	811	398	144
724 TEXTILE, LEATHER MACHNRY	894	1 864	638	233 RUBBER, SYNTHTIC, RECLAIMD	6 522	1 808	644
725 PAPER ETC MILL MACHINERY	100	203	69	247 OTH WOOD ROUGH, SQUARED	9 627	655	244
726 PRINTG, BKBINDG MACHY, PTS	425	803	279	248 WOOD SHAPED	2 073	306	113
727 FOOD MACHRY NON-DOMESTIC	337	981	345	266 SYNTHETIC FIBRE TO SPIN	7 126	2 424	864
728 OTH MACHY FOR SPCL INDUS	4 618	6 808	2 377	267 OTHER MAN-MADE FIBRES	1 791	1 082	379
736 MACHINE TOOLS FOR METAL	2 286	5 563	1 931	269 WASTE OF TEXTILE FABRICS	26 855	4 489	1 552
737 METALWORKING MACHNRY NES	42	94	34	274 SULPHUR ETC	1 991	109	38
741 HEATING, COOLING EQUIPMNT	2 728	6 132	2 165	292 CRUDE VEG MATERIALS NES	3 763	2 597	858
742 PUMPS FOR LIQUIDS ETC	1 389	3 671	1 290	322 COAL, LIGNITE, PEAT	6 119	250	95
743 PUMPS NES, CENTRIFUGES ETC	1 422	3 180	1 133	323 BRIQUETS, COKE, SEMI-COKE	9 352	416	137
744 MECHANICAL HANDLING EQU	5 972	6 418	2 341	334 PETROLEUM PRODUCTS, REFIN	2 023	1 276	445
745 NONELEC MACHY, TOOLS NES	1 495	5 679	1 961	335 RESIDUAL PETRLM PROD NES	2 860	509	177
749 NONELEC MACH PTS, ACC NES	7 377	17 005	5 910	423 FIXED VEG OILS, SOFT	2 000	522	183
751 OFFICE MACHINES	199	1 082	375	431 PROCESD ANML VEG OIL, ETC	26 773	5 325	1 833
752 AUTOMTIC DATA PROC EQUIP	106	2 611	880	511 HYDROCARBONS NES, DERIVS	694	137	45
759 OFFICE & ADP MCH PTS, ACC	10	711	249	512 ALCOHOLS, PHENOLS, ETC	2 001	697	230
761 TELEVISION RECEIVERS	742	2 378	808	513 ORGANIC ACIDS, ETC	9 378	1 778	613
762 RADIO BROADCAST RECEIVRS	25	179	61	514 NITROGEN-FUNCTN COMPOUNDS	6 712	2 037	707
763 SOUND RECORDRS, PHONOGRPH	29	393	133	515 ORG-INORG COMPOUNDS ETC	293	216	71
764 TELECOM EQPT, PTS, ACC NES	752	1 791	615	516 OTHER ORGANIC CHEMICALS	569	378	129
771 ELECTRIC POWER MACHY NES	727	1 154	428	522 INORG ELEMNTS, OXIDES, ETC	42 874	3 764	1 279
772 SWITCHGEAR ETC & PTS NES	1 150	4 279	1 509	523 OTHR INORGANIC CHEMICALS	20 040	1 727	599
773 ELECTR DISTRIBUTING MACH	9 945	4 166	1 531	531 SYNT DYE, NAT INDGO, LAKES	1 789	4 843	1 692
774 ELECTRO-MEDCL, XRAY EQUIP	230	3 554	1 288	532 DYES NES, TANNING PRODS	4 879	823	297
775 HOUSEHOLD TYPE EQUIP NES	5 876	8 259	2 897	533 PIGMENTS, PAINTS, ETC	11 969	3 953	1 394
776 TRANSISTORS, VALVES, ETC	6	422	151	541 MEDICINAL ETC PRODUCTS	16 274	48 437	16 645
778 ELECTRICAL MACHINERY NES	10 720	8 734	3 052	551 ESSENTL OIL, PERFUME, ETC	988	2 206	730

7 IMPORTS AND EXPORTS (SPECIAL TRADE) BY COUNTRIES OF PRODUCTION AND CONSUMPTION AND BY GROUPS OF THE SITC-REV. 11 1984

GROUP DESCRIPTION	DT * 100 KG	1 000 DM	1 000 \$	GROUP DESCRIPTION	DT * 100 KG	1 000 DM	1 000 \$
553 PERFUMERY, COSMETICS, ETC	121	339	110	872 MEDICAL INSTRUMENTS NES	252	2 612	904
554 SOAPS, CLEANING ETC PREPS	19 819	4 577	1 571	873 METERS & COUNTERS NES	27	292	106
562 FERTILIZERS MANUFACTURED	52 846	3 482	1 142	874 MEASURING, CONTROLLING INSTR	1 096	12 073	4 264
572 EXPLOSIVES, PYROTECH PROD	179	368	124	881 PHOTO APPAR & EQUIPT NES	210	1 581	538
582 PROD OF CONDENSATION ETC	12 731	4 511	1 551	882 PHOTO, CINEMA SUPPLIES	3 582	4 431	1 603
583 PROD OF POLYMERIZING ETC	78 598	18 842	6 505	884 OPTICAL GOODS NES	10	716	244
584 CELLULOSE DERIVATIVES ETC	8 488	2 640	920	885 WATCHES AND CLOCKS	24	305	109
585 PLASTIC MATERIALS NES	178	326	110	892 PRINTED MATTER	700	1 080	384
591 PESTICIDES, DISINFECTANTS	7 615	10 992	3 959	893 ARTICLES OF PLASTIC NES	2 079	2 080	718
592 STARCH, INULIN, GLUTEN, ETC	2 008	857	312	894 TOYS, SPORTING GOODS, ETC	444	356	117
598 MISC CHEMICAL PRODS NES	10 796	5 024	1 723	895 OFFICE SUPPLIES NES	115	799	272
605 INDUSTRIAL PLANT, CHAP 73	2 417	3 928	1 307	897 GOLD, SILVER WARE, JEWELRY	9	243	81
611 LEATHER	568	137	44	898 MUSICAL INSTRUMENTS, PTS	12	233	81
612 LEATHER ETC MANUFACTURES	18	193	63	899 OTHER MANUFACTURED GOODS	294	697	239
621 MATERIALS OF RUBBER	2 314	1 162	406				
625 RUBBER TYRES, TUBES	897	614	226	IRAQ			
628 RUBBER ARTICLES NES	2 331	2 217	784				
634 VENEERS, PLYWOOD, ETC	2 457	1 641	595	IMPORTS	20 314 735	1 367 575	477 101
635 WOOD MANUFACTURES NES	780	315	106				
641 PAPER AND PAPERBOARD	25 506	4 970	1 665	057 FRUIT, NUTS, FRESH, DRIED	2 295	1 228	414
642 ARTICLES OF PAPER ETC	1 441	965	331	288 NONFERR METAL SCRAP NES	1 200	314	116
651 TEXTILE YARN AND THREAD	28 456	16 982	5 998	289 PREC METAL ORE, WASTE NES		183	59
652 COTTON FABRICS, WOVEN	395	559	197	292 CRUDE VEG MATERIALS NES	180	143	50
653 WOVN MAN-MADE FIB FABRIC	134	421	145	333 CRUDE PETROLEUM	19 882 921	1 253 099	436 566
655 KNIT ETC FABRICS	192	437	145	334 PETROLEUM PRODUCTS, REFIN	338 240	17 871	6 498
656 LACE, RIBBONS, TULLE ETC	17	91	34	335 RESIDUAL PETRLM PROD NES	26 334	3 735	1 284
657 SPECIAL TEXTILE ETC PROD	7 219	3 873	1 364	713 INTRNL COMBUS PISTN ENGN	87	133	46
658 TEXTILE ARTICLES NES	111	113	39	714 ENGINES & MOTORS NES	153	9 172	3 272
659 FLOOR COVERINGS ETC	8	109	38	716 ROTATING ELECTRIC PLANT	1 319	1 404	508
661 CEMENT ETC BUILDING PROD	4 524	109	38	723 CIVIL ENGINEER EQUIP ETC	605	307	102
662 CLAY, REFRACTORY BLDG PRD	11 571	2 537	890	742 PUMPS FOR LIQUIDS ETC	21	469	162
663 OTH NONMETAL MINERAL MFS	2 883	1 341	462	743 PUMPS NES, CENTRIFUGES ETC	58	370	131
664 GLASS	944	542	191	749 NONELEC MACH PTS, ACC NES	55	344	122
665 GLASSWARE	1 264	1 742	602	764 TELECOM EQPT, PTS, ACC NES		159	56
666 POTTERY	97	167	56	781 PASS MOTOR VEH EXC BUSES	108	227	77
673 IRON AND STEEL SHAPES	50 757	4 939	1 664	782 LORRIES, SPCL MTR VEH NES	663	126	46
674 IRN, STL UNIV. PLATE, SHEET	130 127	12 428	4 347	792 AIRCRAFT	28	6 916	3 070
675 IRON, STEEL HOOP, STRIP	31 206	4 785	1 646	874 MEASURING, CONTROLLING INSTR	9	2 798	993
677 IRN, STL WIRE EXCL W ROD	4 896	771	260				
678 IRON, STL TUBES, PIPES, ETC	147 785	18 779	6 675	EXPORTS	3 770 294	2 449 320	860 459
681 SILVER, PLATINUM, ETC		259	91				
682 COPPER EXC CEMENT COPPER	3 277	1 636	578	001 LIVE ANIMALS	1 396	673	244
683 NICKEL	190	285	95	011 MEAT FRESH, CHILDL, FROZEN	72 929	25 975	8 679
684 ALUMINIUM	1 052	876	306	012 MEAT DRIED, SALTED, SMOKED	175	147	51
691 STRUCTURES AND PARTS NES	5 659	2 344	809	014 MEAT PREPD, PRSVD, NES ETC	638	564	201
692 METAL TANKS, BOXES, ETC	663	1 182	409	022 MILK AND CREAM	53 243	22 578	7 929
693 WIRE PRODUCTS NON ELECTR	10 864	1 297	461	023 BUTTER	133	106	36
694 STL, COPPR NAILS, NUTS, ETC	1 462	1 172	405	024 CHEESE AND CURD	22 114	12 194	4 029
695 TOOLS	2 319	4 722	1 625	025 EGGS, BIRDS, FRESH, PRSRVD	239	623	219
696 CUTLERY	141	496	165	048 CEREAL ETC PREPARATIONS	1 032	353	117
697 BASE MTL HOUSEHOLD EQUIP	259	354	125	054 VEG ETC FRSH, SPLY PRSVD	187	198	66
699 OTHER METAL MANUFACTURES	4 052	3 183	1 106	056 VEGETABLES ETC PRSVD, PREPD	785	354	123
700 INDUSTRIAL PLANT, CHAP 84	2 991	6 268	2 147	058 FRUIT PRESERVED, PREPARED	1 524	245	85
703 INDUSTRIAL PLANT, CHAP 85	2 188	5 129	1 813	061 SUGAR AND HONEY	50 636	4 812	1 681
711 STEAM BOILERS & AUX PLNT	3 402	5 787	1 980	071 COFFEE AND SUBSTITUTES	818	2 149	789
712 STEAM ENGINES, TURBINES	321	3 653	1 369	075 SPICES	152	249	85
713 INTRNL COMBUS PISTN ENGN	2 825	9 664	3 309	081 FEEDING STUFF FOR ANIMLS	1 605	385	136
714 ENGINES & MOTORS NES	271	16 312	5 734	098 EDIBLE PRODCTS, PREPS NES	12 974	7 448	2 616
716 ROTATING ELECTRIC PLANT	2 274	9 145	3 219	111 NON-ALCOHL BEVERAGES NES	3 746	454	163
718 OTH POWER GENERATG MACHY	78	515	183	112 ALCOHOLIC BEVERAGES			
721 AGRIC MACHY, EXC TRACTORS	226	427	153	122 TOBACCO MFRS	6 039	7 276	2 475
722 TRACTORS NON-ROAD	305	448	153	233 RUBBER, SYNTHETIC, RECLAIMD	1 333	498	174
723 CIVIL ENGINEER EQUIP ETC	22 359	25 577	8 807	247 OTH WOOD ROUGH, SQUARED	3 864	217	76
724 TEXTILE, LEATHER MACHNRY	1 012	6 488	2 254	248 WOOD SHAPED	12 980	994	345
725 PAPER ETC MILL MACHINERY	202	1 335	458	251 PULP AND WASTE PAPER	8 363	1 342	460
726 PRINTG, BKBINDG MACHY, PTS	552	2 052	706	266 SYNTHETIC FIBRE TO SPIN	1 194	490	162
727 FOOD MACHRY NON-DOMESTIC	482	3 236	1 138	278 OTHER CRUDE MINERALS	2 478	330	114
728 OTH MACHY FOR SPCL INDUS	10 089	22 011	7 582	291 CRUDE ANIMAL MTRIALS NES	126	592	205
736 MACHINE TOOLS FOR METAL	1 826	5 606	2 024	292 CRUDE VEG MATERIALS NES	521	954	342
737 METALWORKING MACHNRY NES	631	1 493	531	322 COAL, LIGNITE, PEAT	1 508	176	63
741 HEATING, COOLING EQUIPMNT	3 926	14 650	5 214	334 PETROLEUM PRODUCTS, REFIN	18 253	5 260	1 850
742 PUMPS FOR LIQUIDS ETC	7 132	13 461	4 711	335 RESIDUAL PETRLM PROD NES	9 698	1 295	446
743 PUMPS NES, CENTRIFUGES ETC	1 316	5 171	1 782	341 GAS NATURAL AND MANUFCTD			
744 MECHANICAL HANDLING EQU	8 569	13 101	4 571	424 FIXED VEG OIL NONSOFT	5 401	1 461	534
745 NONELEC MACHY, TOOLS NES	2 200	7 143	2 486	431 PROCESD ANML VEG OIL, ETC	2 900	913	322
749 NONELEC MACH PTS, ACC NES	8 222	17 110	5 995	511 HYDROCARBONS NES, DERIVS	3 837	1 274	447
751 OFFICE MACHINES	229	1 021	352	512 ALCOHOLS, PHENOLS, ETC	76 019	14 428	5 203
752 AUTOMATIC DATA PROC EQUIP	109	8 951	3 214	513 ORGANIC ACIDS, ETC	15 046	5 136	1 788
759 OFFICE & ADP MCH PTS, ACC	28	362	127	514 NITROGEN-FUNCTN COMPOUNDS	7 891	4 033	1 487
761 TELEVISION RECEIVERS	66	105	36	515 ORG-INORG COMPOUNDS ETC	584	511	184
763 SOUND RECORDRS, PHONOGRPH	9	614	204	516 OTHER ORGANIC CHEMICALS	2 319	1 144	400
764 TELECOM EQPT, PTS, ACC NES	451	8 699	3 096	522 INORG ELEMNTS, OXIDES, ETC	80 784	10 268	3 638
771 ELECTRIC POWER MACHY NES	757	1 776	597	523 OTHR INORGANIC CHEMICALS	30 622	6 038	2 102
772 SWITCHGEAR ETC & PTS NES	3 018	9 428	3 252	531 SYNT DYE, NAT INDGO, LAKES	3 883	10 076	3 533
773 ELECTR DISTRIBUTING MACH	2 781	2 749	993	532 DYES NES, TANNING PRODS	7 313	2 225	792
774 ELECTRO-MEDCL, XRAY EQUIP	218	5 480	1 817	533 PIGMENTS, PAINTS, ETC	30 347	13 744	4 866
775 HOUSEHOLD TYPE EQUIP NES	1 088	2 780	935	541 MEDICINAL ETC PRODUCTS	17 895	50 990	17 896
776 TRANSISTORS, VALVES, ETC	356	1 631	563	551 ESSENTL OIL, PERFUME, ETC	401	2 926	1 004
778 ELECTRICAL MACHINERY NES	1 857	5 173	1 811	553 PERFUMERY, COSMETICS, ETC	4 644	1 980	691
781 PASS MOTOR VEH EXC BUSES	9 384	22 461	8 026	554 SOAPS, CLEANING ETC PREPS	15 449	5 244	1 835
782 LORRIES, SPCL MTR VEH NES	63 865	36 446	12 802	562 FERTILIZERS MANUFACTURED	16 087	1 137	394
783 ROAD MOTOR VEHICLES NES	11 974	12 401	4 334	572 EXPLOSIVES, PYROTECH PROD	11 481	2 605	948
784 MOTOR VEHCL PTS, ACC NES	36 434	21 749	7 589	582 PROD OF CONDENSATION ETC	39 933	22 216	7 804
785 MOTOR & OTHER CYCLES ETC	35	258	92	583 PROD OF POLYMERIZING ETC	222 134	79 228	27 742
786 VEH NES NONMOTR, TRAILERS	10 205	3 624	1 254	584 CELLULOSE DERIVATIVES ETC	3 605	2 658	926
791 RAILWAY VEHICLES	40	196	68	585 PLASTIC MATERIALS NES	416	248	86
792 AIRCRAFT	58	3 313	1 188	591 PESTICIDES, DISINFECTANTS	1 080	679	243
812 PLUMB, HEATNG, LGHTNG EQU	4 490	2 167	790	592 STARCH, INULIN, GLUTEN, ETC	13 323	4 480	1 530
821 FURNITURE	1 740	2 702	916	598 MISC CHEMICAL PRODS NES	94 948	34 072	11 958
831 TRAVEL GOODS, HANDBAGS	14	128	46	603 INDUSTRIAL PLANT, CHAP 69	4 917	822	298
842 MENS OUTERWEAR NOT KNIT	96	434	141	604 INDUSTRIAL PLANT, CHAP 70	139	235	83
843 WOMENS OUTERWEAR NONKNIT	20	578	203	605 INDUSTRIAL PLANT, CHAP 73	27 662	25 783	9 375
845 OUTERWEAR KNIT NONELASTC	8	123	40	606 INDUSTRIAL PLANT, CHAP 76	2 132	6 504	2 404
848 HEADGEAR, NONTXTL CLOTHNG	69	482	166	611 LEATHER	110	185	64
871 OPTICAL INSTRUMENTS	15	541	182	612 LEATHER ETC MANUFACTURES	1 199	2 514	866

7 IMPORTS AND EXPORTS (SPECIAL TRADE) BY COUNTRIES OF PRODUCTION AND CONSUMPTION AND BY GROUPS OF THE SITC-REV. II 1984

GROUP DESCRIPTION	DT * 100 KG	1 000 DM	1 000 \$	GROUP DESCRIPTION	DT * 100 KG	1 000 DM	1 000 \$
621 MATERIALS OF RUBBER	6 810	4 249	1 489	874 MEASURNG, CONTROLNG INSTR	1 329	29 083	10 213
625 RUBBER TYRES, TUBES	13 155	12 506	4 456	881 PHOTO APPAR & EQUIPT NES	252	3 510	1 208
628 RUBBER ARTICLES NES	4 418	8 479	3 016	882 PHOTO, CINEMA SUPPLIES	4 930	13 472	4 742
633 CORK MANUFACTURES	1 074	693	241	884 OPTICAL GOODS NES		303	105
634 VENEERS, PLYWOOD, ETC	22 801	5 571	1 934	885 WATCHES AND CLOCKS	9	162	57
635 WOOD MANUFACTURES NES	11 787	5 409	1 902	892 PRINTED MATTER	2 045	3 289	1 153
641 PAPER AND PAPERBOARD	52 643	13 873	4 752	893 ARTICLES OF PLASTIC NES	16 540	17 965	6 360
642 ARTICLES OF PAPER ETC	15 153	13 283	4 603	894 TOYS, SPORTING GOODS, ETC	237	719	243
651 TEXTILE YARN AND THREAD	6 609	11 410	3 961	895 OFFICE SUPPLIES NES	798	1 682	591
652 COTTON FABRICS, WOVEN	370	1 273	446	896 WORKS OF ART ETC	8	209	77
653 WOVN MAN-MADE FIB FABRIC	3 128	7 320	2 556	897 GOLD, SILVER WARE, JEWELRY	35	338	118
654 OTH WOVEN TEXTILE FABRIC	253	303	102	898 MUSICAL INSTRUMENTS, PTS	202	870	305
655 KNIT ETC FABRICS	65	324	112	899 OTHER MANUFACTURED GOODS	376	4 212	1 531
656 LACE, RIBBONS, TULLE, ETC	331	994	342	951 WAR FIREARMS, AMMUNITION		141	51
657 SPECIAL TEXTILE ETC PROD	5 366	7 759	2 747				
658 TEXTILE ARTICLES NES	181	1 236	436	IRAN			
659 FLOOR COVERINGS ETC	588	944	335	IMPORTS	24 429 713	1 848 710	648 205
661 CEMENT ETC BUILDING PROD	914 139	14 783	5 265	034 FISH FRESH, CHILLED, FROZN	362	641	213
662 CLAY, REFRACTORY BLDG PRD	84 401	8 654	3 096	037 FISH ETC PREPD PRSVD NES	134	5 006	1 746
663 OTH NONMETAL MINERAL MFS	51 597	7 546	2 739	054 VEG ETC FRSH, SMPLY PRSVD	2 812	962	332
664 GLASS	4 832	3 728	1 305	057 FRUIT, NUTS, FRESH, DRIED	26 643	19 970	7 088
665 GLASSWARE	3 279	3 634	1 236	062 SUGAR PREPS NON-COCOA	222	132	51
666 POTTERY	179	314	111	232 NATURAL RUBBER, GUMS	50	146	54
672 IRON, STL PRIMARY FORMS	100 915	7 352	2 744	263 COTTON	59 184	5 668	1 951
673 IRON AND STEEL SHAPES	110 362	12 600	4 473	268 WOOL(EXC TOPS), ANML HAIR	210	1 056	377
674 IRN, STL UNIV. PLATE, SHEET	75 724	9 982	3 547	291 CRUDE ANIMAL MTRIALS NES	5 665	26 241	9 257
675 IRON, STEEL HOOP, STRIP	34 916	6 943	2 354	292 CRUDE VEG MATERIALS NES	7 820	10 060	3 571
676 RAILWAY RAILS ETC IRN, STL	7 478	1 721	577	333 CRUDE PETROLEUM	24 221 513	1 443 685	505 650
677 IRN, STL WIRE EXCL W ROD	36 540	5 615	1 904	334 PETROLEUM PRODUCTS, REFIN	79 855	5 625	2 055
678 IRON, STL TUBES, PIPES, ETC	149 083	33 117	11 708	658 TEXTILE ARTICLES NES	7	238	83
679 IRN, STL CASTINGS UNWORKE	6 589	2 243	810	659 FLOOR COVERINGS ETC	13 098	270 881	95 218
681 SILVER, PLATINUM, ETC	205	3 693	1 344	684 ALUMINIUM	557	248	90
682 COPPER EXC CEMENT COPPER	18 460	10 643	3 605	712 STEAM ENGINES, TURBINES	6	130	49
683 NICKEL	320	591	209	714 ENGINES & MOTORS NES	1 929	27 528	9 612
684 ALUMINIUM	9 625	9 096	3 216	743 PUMPS NES, CENTRIFUGES ETC	27	309	113
685 LEAD	11 025	1 857	640	749 NONELEC MACH PTS, ACC NES	5	195	71
686 ZINC	6 840	2 171	773	764 TELECOM EQPT, PTS, ACC NES	4	117	40
689 NON-FER BASE METALS NES	45	105	39	792 AIRCRAFT	241	4 317	1 545
691 STRUCTURES AND PARTS NES	120 372	62 735	22 440	874 MEASURNG, CONTROLNG INSTR	7	644	223
692 METAL TANKS, BOXES, ETC	13 470	9 909	3 402	EXPORTS	11 750 107	6 524 107	2 308 012
693 WIRE PRODUCTS NON ELECTR	18 212	3 238	1 162	001 LIVE ANIMALS	523	4 144	1 467
694 STL, COPPR NAILS, NUTS, ETC	7 678	4 335	1 497	011 MEAT FRESH, CHILLD, FROZEN	127 841	39 940	13 960
695 TOOLS	3 635	11 571	4 020	024 CHEESE AND CURD	188 471	63 735	22 421
696 CUTLERY	187	1 236	426	025 EGGS, BIRDS, FRESH, PRSVD	17 220	5 479	1 945
697 BASE MTL HOUSEHOLD EQUIP	1 535	2 489	859	047 OTHER CEREAL MEALS, FLOUR	20 000	1 558	513
699 OTHER METAL MANUFACTURES	19 451	19 108	6 760	048 CEREAL ETC PREPARATIONS	14 856	11 761	4 201
700 INDUSTRIAL PLANT, CHAP 84	16 722	52 522	18 755	058 FRUIT PRESERVED, PREPARED	1 554	280	97
703 INDUSTRIAL PLANT, CHAP 85	34 250	84 898	30 059	061 SUGAR AND HONEY	83 692	4 224	1 507
711 STEAM BOILERS & AUX PLNT	1 618	4 163	1 432	062 SUGAR PREPS NON-COCOA	1 926	883	308
712 STEAM ENGINES, TURBINES	224	3 407	1 226	071 COFFEE AND SUBSTITUTES	503	409	152
713 INTRNL COMBUS PISTN ENGN	6 332	29 503	10 204	072 COCOA	1 232	754	263
714 ENGINES & MOTORS NES	569	33 244	11 634	075 SPICES	190	120	40
716 ROTATING ELECTRIC PLANT	7 962	21 353	7 499	081 FEEDING STUFF FOR ANIMLS	39 412	4 550	1 653
718 OTH POWER GENERATG MACHY	4 615	11 531	4 182	098 EDIBLE PROCTS, PREPS NES	68 948	52 211	18 267
721 AGRIC MACHY, EXC TRACTORS	47 112	42 495	15 248	111 NON-ALCOHL BEVERAGES NES	2 042	138	50
722 TRACTORS NON-ROAD	7 628	10 153	3 399	122 TOBACCO MFRS	42 928	61 811	21 655
723 CIVIL ENGINERG EQUIP ETC	38 982	68 945	24 035	233 RUBBER, SYNTHIC, RECLAIMD	47 776	15 319	5 375
724 TEXTILE, LEATHER MACHNRY	1 905	13 939	4 888	244 CORK RAW AND WASTE	54	94	36
725 PAPER ETC MILL MACHINERY	626	3 465	1 246	245 FUEL WOOD NES, CHARCOAL	1 134	485	183
726 PRINTG, BKBINDG MACHY, PTS	421	3 649	1 292	247 OTH WOOD ROUGH, SQUARED	1 433	102	39
727 FOOD MACHRY NON-DOMESTIC	2 040	6 492	2 321	248 WOOD SHAPED	23 112	1 536	581
728 OTH MACHY FOR SPCL INDUS	27 387	75 533	26 181	266 SYNTHETIC FIBRE TO SPIN	85 483	35 208	12 245
736 MACHINE TOOLS FOR METAL	8 644	39 277	14 072	273 STONE, SAND AND GRAVEL	7 354	389	138
737 METALWORKING MACHNRY NES	1 013	3 746	1 295	287 OTHER CRUDE MINERALS	52 520	6 446	2 365
741 HEATING, COOLING EQUIPMNT	16 303	34 666	11 944	287 BASE METAL ORES, CONC NES	850	155	52
742 PUMPS FOR LIQUIDS ETC	10 531	40 434	14 283	292 CRUDE VEG MATERIALS NES	460	538	190
743 PUMPS NES, CENTRIFUGES ETC	22 679	37 693	13 118	322 COAL, LIGNITE, PEAT	490 060	6 873	2 583
744 MECHANICAL HANDLING EQU	25 812	34 923	12 287	334 PETROLEUM PRODUCTS, REFIN	211 846	36 705	13 132
745 NONELEC MACHY, TOOLS NES	4 790	21 178	7 387	335 RESIDUAL PETRLM PROD NES	80 096	6 429	2 267
749 NONELEC MACH PTS, ACC NES	11 117	30 853	10 668	411 ANIMAL OILS AND FATS	55 088	9 137	3 022
751 OFFICE MACHINES	129	844	295	423 FIXED VEG OILS, SOFT	334	136	45
752 AUTOMATIC DATA PROC EQUIP	58	2 508	865	424 FIXED VEG OIL NONSOFT	1 997	814	278
759 OFFICE & ADP MCH PTS, ACC	108	2 804	994	431 PROCESD ANML VEG OIL, ETC	28 009	7 001	2 510
761 TELEVISION RECEIVERS	30	258	90	451 HYDROCARBONS NES, DERIVS	25 097	6 857	2 464
762 RADIO BROADCAST RECEIVRS	15	802	301	512 ALCOHOLS, PHENOLS, ETC	210 433	35 274	12 340
763 SOUND RECORDRS, PHONOGRPH	80	1 746	635	513 ORGANIC ACIDS, ETC	185 566	36 040	12 898
764 TELECOM EQPT, PTS, ACC NES	1 186	43 520	15 719	514 NITROGEN-FUNCTN COMPOUNDS	46 701	19 843	7 152
771 ELECTRIC POWER MACHY NES	5 472	11 502	3 981	518 ORG-INORG COMPOUNDS ETC	4 219	6 861	2 359
772 SWITCHGEAR ETC & PTS NES	15 098	59 538	20 906	516 OTHER ORGANIC CHEMICALS	19 057	16 539	6 104
773 ELECTR DISTRIBUTING MACH	15 974	15 242	5 304	522 INORG ELEMNTS, OXIDES, ETC	68 963	17 740	6 289
774 ELECTRO-MEDCL, XRAY EQUIP	270	4 158	1 493	523 OTHR INORGANIC CHEMICALS	311 505	40 649	14 315
775 HOUSEHOLD TYPE EQUIP NES	1 153	2 652	937	524 RADIOACTIVE ETC MATERIAL		177	63
776 TRANSISTORS, VALVES, ETC	15	1 256	436	531 SYNT DYE, NAT INDGO, LAKES	16 961	37 293	13 407
778 ELECTRICAL MACHINERY NES	9 411	30 153	10 590	532 DYES NES TANNING PRODS	23 200	5 811	2 018
781 PASS MOTOR VEH EXC BUSES	3 538	11 636	4 062	533 PIGMENTS, PAINTS, ETC	56 631	28 495	10 219
782 LORRIES, SPCL MTR VEH NES	41 184	59 118	20 826	541 MEDICINAL ETC PRODUCTS	21 288	58 235	20 603
783 ROAD MOTOR VEHICLES NES	25 465	42 635	14 580	551 ESSENTL OIL, PERFUME, ETC	1 894	3 460	1 227
784 MOTOR VEHCL PTS, ACC NES	42 528	126 621	44 054	553 PERFUMERY, COSMETICS ETC	186	159	60
785 MOTOR & OTHER CYCLES ETC	645	450	155	554 SOAPS, CLEANING ETC PREPS	66 440	23 810	8 455
786 VEH NES NONMOTR, TRAILERS	51 505	44 578	15 610	562 FERTILIZERS MANUFACTURED	251 114	4 560	1 490
791 RAILWAY VEHICLES	73 758	199 017	70 670	572 EXPLOSIVES, PYROTECH PROD	2	493	179
792 AIRCRAFT	83	10 984	3 725	582 PROD OF CONDENSATION ETC	178 681	63 410	22 585
793 SHIPS AND BOATS	295	1 171	412	583 PROD OF POLYMERIZING ETC	308 916	84 480	29 808
801 INDUSTRIAL PLANT, CHAP 90	519	35 270	11 825	584 CELLULOSE DERIVATIVES ETC	12 715	18 081	6 563
812 PLUMB, HEATING, LGHTNG EQU	5 356	6 289	2 168	585 PLASTIC MATERIALS NES	3 610	1 205	439
821 FURNITURE	10 102	12 438	4 404	591 PESTICIDES, DISINFECTANTS	36 074	73 981	25 137
842 MENS OUTERWEAR NOT KNIT	315	3 838	1 300	592 STARCH, INULIN, GLUTEN, ETC	24 036	5 790	2 044
843 WOMENS OUTERWEAR NONKNIT	147	2 849	982	598 MISC CHEMICAL PRODS NES	235 351	82 138	28 575
845 OUTERWEAR KNIT NONELASTC	46	163	46	605 INDUSTRIAL PLANT, CHAP 73	5 723	5 813	2 004
847 TXLT CLTHNG ACCESSRY NES	69	1 749	633	611 LEATHER	187	673	219
848 HEADGEAR, NONTXLT CLOTHNG	108	1 139	394	612 LEATHER ETC MANUFACTURES	66	488	181
851 FOOTWEAR	58	357	119				
871 OPTICAL INSTRUMENTS	50	1 184	396				
872 MEDICAL INSTRUMENTS NES	848	9 111	3 315				
873 METERS & COUNTERS NES	460	3 100	1 103				

7 IMPORTS AND EXPORTS (SPECIAL TRADE) BY COUNTRIES OF PRODUCTION AND CONSUMPTION AND BY GROUPS OF THE SITC-REV. II 1984

GROUP DESCRIPTION	DT * 100 KG	1 000 DM	1 000 \$	GROUP DESCRIPTION	DT * 100 KG	1 000 DM	1 000 \$
621 MATERIALS OF RUBBER	3 878	3 653	1 269	874 MEASURING, CONTROLLING INSTR	5 388	72 211	25 342
625 RUBBER TYRES, TUBES	14 573	12 996	4 671	881 PHOTO APPAR & EQUIPT NES	292	4 882	1 694
628 RUBBER ARTICLES NES	11 394	20 404	7 188	882 PHOTO, CINEMA SUPPLIES	16 371	17 641	6 281
634 VENEERS, PLYWOOD, ETC	1 266	359	126	883 DEVELOPED CINEMA FILM	5	122	44
635 WOOD MANUFACTURES NES	2 325	1 380	495	884 OPTICAL GOODS NES	258	17 857	6 516
641 PAPER AND PAPERBOARD	88 805	22 459	7 847	885 WATCHES AND CLOCKS	172	1 703	607
642 ARTICLES OF PAPER ETC	5 077	5 815	2 061	892 PRINTED MATTER	3 512	13 639	4 811
651 TEXTILE YARN AND THREAD	29 398	30 964	10 872	893 ARTICLES OF PLASTIC NES	7 488	11 968	4 204
652 COTTON FABRICS, WOVEN	382	820	288	894 TOYS, SPORTING GOODS, ETC	16	90	32
653 WOVN MAN-MADE FIB FABRIC	13 343	15 479	5 344	895 OFFICE SUPPLIES NES	1 185	3 882	1 396
654 OTH WOVEN TEXTILE FABRIC	1 018	947	339	897 GOLD, SILVER WARE, JEWELRY	7	1 224	436
655 KNIT ETC FABRICS	389	396	136	898 MUSICAL INSTRUMENTS, PTS	252	965	328
656 LACE, RIBBONS, TULLE, ETC	133	360	128	899 OTHER MANUFACTURED GOODS	778	8 403	2 923
657 SPECIAL TEXTILE ETC PROD	3 339	7 090	2 540	951 WAR FIREARMS, AMMUNITION	31	101	37
658 TEXTILE ARTICLES NES	293	779	284				
659 FLOOR COVERINGS ETC	224	1 780	640	ISRAEL			
661 CEMENT ETC BUILDING PROD	15 957	3 410	1 255				
662 CLAY, REFRACTORY BLDG PRD	153 005	21 620	7 820	IMPORTS	5 113 571	1 141 981	404 529
663 OTH NONMETAL MINERAL MFS	54 896	41 914	14 936				
664 GLASS	3 799	2 290	786	011 MEAT FRESH, CHILLED, FROZEN	2 708	4 378	1 529
665 GLASSWARE	51 394	22 934	8 079	014 MEAT PREPD, PRSVD, NES ETC	25 241	14 427	5 154
667 PEARL, PREC., SEMI-P STONE	2	1 175	429	025 EGGS, BIRDS, FRESH, PRSRVD	2 490	538	193
671 PIG IRON ETC	17 298	3 156	1 131	034 FISH FRESH, CHILLED, FROZN	159	502	181
672 IRON, STL PRIMARY FORMS	628 137	46 065	16 381	037 FISH ETC PREPD PRSVD NES	81	90	35
673 IRON AND STEEL SHAPES	446 392	55 571	19 663	048 CEREAL ETC PREPARATIONS	3 336	992	350
674 IRN, STL UNIV, PLATE, SHEET	2 310 003	266 094	94 678	054 VEG ETC FRSH, SMPLY PRSVD	202 533	24 203	8 899
675 IRON, STEEL HOOP, STRIP	254 052	39 367	14 113	056 VEGETABLES ETC PRSVD, PREPD	24 052	4 236	1 505
676 RAILWAY RAILS ETC IRN, STL	2 116	608	222	057 FRUIT, NUTS, FRESH, DRIED	1 260 130	120 020	43 872
677 IRN, STL WIRE EXCL W ROD	65 581	12 847	4 645	058 FRUIT PRESERVED, PREPARED	361 756	108 496	38 257
678 IRON, STL TUBES, PIPES, ETC	903 237	127 118	45 012	075 SPICES	305	104	36
679 IRN, STL CASTINGS UNWORKE	10 440	3 159	1 112	081 FEEDING STUFF FOR ANIMLS	17 376	2 664	944
681 SILVER PLATINUM, ETC	222	4 834	1 752	098 EDIBLE PRODUCTS, PREPS NES	25 676	6 386	2 224
682 COPPER EXC CEMENT COPPER	140 147	71 036	25 075	112 ALCOHOLIC BEVERAGES	452	186	67
683 NICKEL	811	1 875	652	222 SEEDS FOR SOFT/FIXED OIL	11 520	4 658	1 617
684 ALUMINIUM	99 160	60 411	21 629	263 COTTON	45 336	14 983	5 263
685 LEAD	10 241	1 381	500	266 SYNTHETIC FIBRE TO SPIN	274	112	40
686 ZINC	27 163	7 737	2 672	271 FERTILIZERS, CRUDE	1 927 094	23 685	8 311
687 TIN	260	904	325	274 SULPHUR ETC	20 072	491	179
689 NON-FER BASE METALS NES	186	447	165	277 NATURAL ABRASIVES NES		83	30
691 STRUCTURES AND PARTS NES	59 673	14 610	5 166	278 OTHER CRUDE MINERALS	213 457	25 056	8 829
692 METAL TANKS, BOXES, ETC	10 157	10 930	3 822	282 IRON AND STEEL SCRAP	69 804	2 006	720
693 WIRE PRODUCTS NON ELECTR	16 444	6 405	2 287	288 NONFER METAL SCRAP NES	39 710	8 636	3 044
694 STL, COPPR NAILS, NUTS, ETC	27 637	16 987	6 022	289 PREC METAL ORE, WASTE NES		122	44
695 TOOLS	35 978	119 384	42 420	291 CRUDE ANIMAL MTRIALS NES	1 695	240	84
696 CUTLERY	308	1 173	435	292 CRUDE VEG MATERIALS NES	89 873	82 749	29 803
697 BASE MTL HOUSEHOLD EQUIP	1 584	704	248	335 RESIDUAL PETRLM PROD NES	6 202	558	203
699 OTHER METAL MANUFACTURES	94 541	77 918	27 277	511 HYDROCARBONS NES, DERIVS	37 722	5 190	1 804
700 INDUSTRIAL PLANT, CHAP 84	20 652	38 453	13 160	512 ALCOHOLS, PHENOLS, ETC	1 953	1 117	402
703 INDUSTRIAL PLANT, CHAP 85	42 808	44 465	15 961	513 ORGANIC ACIDS, ETC	4 298	2 520	895
711 STEAM BOILERS & AUX PLNT	4 995	5 442	1 934	514 NITROGEN-FUNCTN COMPOUNDS	6 185	6 965	2 517
712 STEAM ENGINES, TURBINES	1 259	23 477	8 114	515 ORG-INORG COMPOUNDS ETC	6 028	5 889	2 062
713 INTRNL COMBUS PISTN ENGN	118 453	280 182	99 085	516 OTHER ORGANIC CHEMICALS	3 837	5 919	2 144
714 ENGINES & MOTORS NES	1 835	147 731	51 787	522 INORG ELEMNTS, OXIDES, ETC	231 311	23 002	8 184
716 ROTATING ELECTRIC PLANT	41 584	108 081	38 391	523 OTHR INORGANIC CHEMICALS	44 728	5 761	2 037
718 OTH POWER GENERATG MACHY	328	1 931	679	524 RADIOACTIVE ETC MATERIAL		252	88
721 AGRIC MACHY, EXC TRACTORS	23 605	30 916	10 685	531 SYNT DYE, NAT INDGO, LAKES	94	166	58
722 TRACTORS NON-ROAD	19 182	25 607	8 392	533 PIGMENTS, PAINTS, ETC	429	250	85
723 CIVIL ENGINEERNG EQUIP ETC	112 777	114 099	39 918	541 MEDICINAL ETC PRODUCTS	195	1 498	515
724 TEXTILE, LEATHER MACHNRY	21 988	93 065	33 410	551 ESSENTIAL OIL, PERFUME, ETC	2 028	1 104	386
725 PAPER ETC MILL MACHINERY	1 138	7 228	2 567	553 PERFUMERY, COSMETICS, ETC	460	691	251
726 PRINTG, BKBINDG MACHY, PTS	1 397	7 988	2 826	554 SOAPS, CLEANING ETC PREPS	99	99	34
727 FOOD MACHRY NON-DOMESTIC	5 049	15 712	5 405	562 FERTILIZERS MANUFACTURED	28 913	701	243
728 OTH MACHY FOR SPCL INDUS	86 272	179 911	63 649	572 EXPLOSIVES, PYROTECH PROD	2 696	5 052	1 868
736 MACHINE TOOLS FOR METAL	73 439	267 700	95 016	582 PROD OF CONDENSATION ETC	13 011	4 416	1 556
737 METALWORKING MACHNRY NES	35 140	46 744	16 244	583 PROD OF POLYMERIZING ETC	112 774	22 575	7 989
741 HEATING, COOLING EQUIPMNT	35 812	88 696	31 352	585 PLASTIC MATERIALS NES	421	989	347
742 PUMPS FOR LIQUIDS ETC	24 835	61 179	21 692	591 PESTICIDES, DISINFECTANTS	3 299	3 616	1 237
743 PUMPS NES, CENTRIFUGES ETC	27 262	50 910	17 967	598 MISC CHEMICAL PRODS NES	310	818	293
744 MECHANICAL HANDLING EQU	38 563	64 384	22 937	612 LEATHER ETC MANUFACTURES	59	101	36
745 NONELEC MACHY, TOOLS NES	12 802	66 181	23 832	613 FUR SKINS TANNED, DRESSED	12	854	314
749 NONELEC MACHY, PTS, ACC NES	36 654	97 811	34 663	621 MATERIALS OF RUBBER	7 219	3 994	1 425
751 OFFICE MACHINES	570	3 104	1 059	625 RUBBER TYRES, TUBES	31 760	15 974	5 666
752 AUTOMTIC DATA PROC EQUIP	79	1 937	685	628 RUBBER ARTICLES NES	4 769	3 142	1 110
759 OFFICE & ADP MCH PTS, ACC	811	7 051	2 449	635 WOOD MANUFACTURES NES	166	226	76
761 TELEVISION RECEIVERS	534	1 972	666	641 PAPER AND PAPERBOARD	187	135	47
763 SOUND RECORDRS, PHONOGRPH	10	502	175	642 ARTICLES OF PAPER ETC	169	312	111
764 TELECOM EQPT, PTS, ACC NES	12 899	263 071	92 311	651 TEXTILE YARN AND THREAD	23 882	24 798	8 821
771 ELECTRICAL POWER MACHY NES	34 796	60 087	20 793	652 COTTON FABRICS, WOVEN	646	1 001	353
772 SWITCHGEAR ETC & PTS NES	27 449	131 087	46 324	653 WOVN MAN-MADE FIB FABRIC	930	3 142	1 129
773 ELECTR DISTRIBUTING MACH	57 732	34 060	12 073	654 OTH WOVEN TEXTILE FABRIC	510	1 699	600
774 ELECTRO-MEDCL, XRAY EQUIP	1 377	28 713	10 514	655 KNIT ETC FABRICS	75	194	67
775 HOUSEHOLD TYPE EQUIP NES	3 123	5 985	2 108	656 LACE, RIBBONS, TULLE, ETC	78	122	41
776 TRANSISTORS, VALVES, ETC	10 222	25 347	9 046	658 TEXTILE ARTICLES NES	26 596	42 471	14 745
778 ELECTRICAL MACHINERY NES	22 752	61 334	29 169	659 FLOOR COVERINGS ETC	9 382	15 448	5 449
781 PASS MOTOR VEH EXC BUSES	14 909	33 493	11 433	662 CLAY, REFRACTORY BLDG PRD	17 463	1 372	484
782 LORRIES, SPCL MTR VEH NES	253 165	244 270	87 924	663 OTH NONMETAL MINERAL MFS	2 008	9 463	3 351
783 ROAD MOTOR VEHICLES NES	215 790	262 017	95 699	664 GLASS	334	412	142
784 MOTOR VEHCL PTS, ACC NES	446 416	660 983	235 408	665 GLASSWARE	68	299	107
785 MOTOR & OTHER CYCLES ETC	271	714	246	666 POTTERY	67	125	45
786 VEH NES NONMOTR, TRAILERS	32 492	19 317	6 944	667 PEARL, PREC., SEMI-P STONE	4 705	57 642	20 407
791 RAILWAY VEHICLES	312 247	255 550	87 388	671 PIG IRON ETC	966	882	287
792 AIRCRAFT	85	2 715	949	674 IRN, STL UNIV, PLATE, SHEET	1 715	1 323	466
793 SHIPS AND BOATS	8 921	23 813	7 750	678 IRON, STL TUBES, PIPES, ETC	1	285	101
801 INDUSTRIAL PLANT, CHAP 90	26	450	160	681 SILVER, PLATINUM, ETC	25 028	14 309	5 152
812 PLUMB, HEATING, LIGHTING EQU	4 964	6 453	2 306	684 ALUMINIUM	149	164	58
821 FURNITURE	1 188	2 718	63	689 NON-FER BASE METALS NES	774	441	154
831 TRAVEL GOODS, HANDBAGS	33	184	135	693 WIRE PRODUCTS NON ELECTR	807	772	269
842 MENS OUTERWEAR NOT KNIT	74	380	34	694 STL, COPPR NAILS, NUTS, ETC	620	12 599	4 397
843 WOMENS OUTERWEAR NONKNIT	28	107	114	696 CUTLERY	45	202	72
847 TXTL CLTHNG ACCESSRYS NES	102	330	1 756	697 BASE MTL HOUSEHOLD EQUIP	587	688	242
848 HEADGEAR, NONTXTL CLOTHNG	1 508	5 217	1 164	699 OTHER METAL MANUFACTURES	1 958	1 879	659
851 FOOTWEAR	94	320	1 992	712 STEAM ENGINES, TURBINES	5	150	55
871 OPTICAL INSTRUMENTS	121	5 682	19 817	714 ENGINES & MOTORS NES	56	3 313	1 134
872 MEDICAL INSTRUMENTS NES	9 382	55 766	3 132	716 ROTATING ELECTRIC PLANT	25	223	83
873 METERS & COUNTERS NES	3 896	8 921					

7 IMPORTS AND EXPORTS (SPECIAL TRADE) BY COUNTRIES OF PRODUCTION AND CONSUMPTION AND BY GROUPS OF THE SITC-REV. II 1984

GROUP DESCRIPTION	DT = 100 KG	1 000 DM	1 000 \$	GROUP DESCRIPTION	DT = 100 KG	1 000 DM	1 000 \$
718 OTH POWER GENERATG MACHY	103	263	92	515 ORG-INORG COMPOUNDS ETC	4 749	9 893	3 536
721 AGRIC MACHY,EXC TRACTORS	78	149	55	516 OTHER ORGANIC CHEMICALS	31 165	10 520	3 702
724 TEXTILE,LEATHER MACHNRY	197	1 051	358	522 INORG ELEMNTS,OXIDES,ETC	86 631	13 415	4 766
726 PRINTG,BKBINDG MACHY,PTS	454	431	152	523 OTHR INORGANIC CHEMICALS	91 103	12 088	4 266
728 OTH MACHY FOR SPCL INDUS	407	4 372	1 489	524 RADIOACTIVE ETC MATERIAL	28	198	71
736 MACHINE TOOLS FOR METAL	361	5 139	1 816	531 SYNT DYE,NAT INDGO,LAKES	4 319	12 548	4 424
737 METALWORKING MACHNRY NES	54	523	188	532 DYES NES,TANNING PRODS	2 418	683	242
741 HEATING,COOLING EQUIPMNT	1 938	3 563	1 273	533 PIGMENTS,PAINTS,ETC	39 863	19 929	7 041
742 PUMPS FOR LIQUIDS ETC	31	229	82	541 MEDICINAL ETC PRODUCTS	4 802	37 273	13 228
743 PUMPS NES,CENTRIFUGES ETC	558	2 212	790	551 ESSENTL OIL,PERFUME,ETC	849	2 849	1 008
744 MECHANICAL HANDLING EQU	42	181	68	553 PERFUMERY,COSMETICS,ETC	1 115	1 416	499
745 NONELEC MACHY,TOOLS NES	320	1 471	513	554 SOAPS,CLEANING ETC PREPS	40 055	12 475	4 373
749 NONELEC MACH PTS,ACC NES	1 527	2 708	956	562 FERTILIZERS MANUFACTURED	7 605	533	177
751 OFFICE MACHINES	37	1 619	578	572 EXPLOSIVES,PYROTECH PROD	403	916	332
752 AUTOMTIC DATA PROC EQUIP	347	15 290	5 220	582 PROD OF CONDENSATION ETC	40 589	25 849	9 072
759 OFFICE & ADP MCH PTS,ACC	92	18 597	6 539	583 PROD OF POLYMERIZING ETC	135 074	46 428	16 334
763 SOUND RECORDRS,PHONOGRPH	65	531	200	584 CELLULOSE DERIVATIVES ETC	7 265	5 870	2 085
764 TELECOM EQPT,PTS,ACC NES	492	30 794	10 526	585 PLASTIC MATERIALS NES	1 474	1 374	485
771 ELECTRIC POWER MACHY NES	673	7 312	2 559	591 PESTICIDES,DISINFECTANTS	7 841	6 783	2 410
772 SWITCHGEAR ETC & PTS NES	167	2 099	720	592 STARCH,INULIN,GLUTEN,ETC	8 308	3 087	1 104
773 ELECTR.DISTRIBUTING MACH	1 441	2 730	960	598 MISC CHEMICAL PRODS NES	68 792	28 176	9 953
774 ELECTRO-MEDCL,XRAY EQUIP	12	619	222	611 LEATHER	445	946	331
775 HOUSEHOLD TYPE EQUIP NES	78	122	40	612 LEATHER ETC MANUFACTURES	130	504	179
776 TRANSISTORS,VALVES,ETC	2	561	204	613 FUR SKINS TANNED,DRESSED	45	1 336	473
778 ELECTRICAL MACHINERY NES	859	13 966	4 910	621 MATERIALS OF RUBBER	12 162	5 254	1 851
784 MOTOR VEHL PTS,ACC NES	405	412	143	625 RUBBER TYRES,TUBES	8 826	6 721	2 344
785 MOTOR & OTHER CYCLES ETC	74	159	56	628 RUBBER ARTICLES NES	1 511	4 160	1 460
786 VEH NES NONMOTR,TRAILERS	10 425	3 012	1 056	634 VENEERS,PLYWOOD,ETC	3 977	1 659	582
792 AIRCRAFT	14	200	71	635 WOOD MANUFACTURES NES	14 604	2 397	852
821 FURNITURE	8 819	6 812	2 419	641 PAPER AND PAPERBOARD	78 437	23 539	8 233
831 TRAVEL GOODS,HANDSAGS	1 927	3 674	1 257	642 ARTICLES OF PAPER ETC	19 819	13 076	4 608
842 MENS OUTERWEAR NOT KNIT	3 840	18 907	6 629	651 TEXTILE YARN AND THREAD	36 723	34 463	12 131
843 WOMENS OUTERWEAR NONKNIT	2 478	19 374	6 854	652 COTTON FABRICS,WOVEN	3 958	10 108	3 551
844 UNDERWEAR NOT KNIT	17	105	39	653 WOVN MAN-MADE FIB FABRIC	9 703	19 284	6 701
845 UNDERWEAR KNIT NONELASTC	5 127	38 194	13 428	654 OTH WOVEN TEXTILE FABRIC	790	2 949	1 068
846 UNDERWEAR KNITTED	12 275	50 387	17 839	655 KNIT ETC FABRICS	3 216	8 611	3 034
847 TXTL CLTHNG ACCESRY NES	1 790	8 070	2 878	656 LACE,RIBBONS,TULLE,ETC	894	3 586	1 262
848 HEADGEAR,NONTXTL CLOTHNG	1 325	9 569	3 348	657 SPECIAL TEXTILE ETC PROD	7 609	12 575	4 437
851 FOOTWEAR	165	241	85	658 TEXTILE ARTICLES NES	315	1 019	358
871 OPTICAL INSTRUMENTS	4	135	50	659 FLOOR COVERINGS ETC	1 019	877	308
872 MEDICAL INSTRUMENTS NES	512	15 674	5 406	661 CEMENT ETC BUILDING PROD	3 752	305	105
874 MEASURNG,CONTROLNG INSTR	772	8 585	3 019	662 CLAY,REFRACTORY BLDG PRD	8 143	1 395	502
881 PHOTO APPAR & EQUIPT NES	11	124	43	663 OTH NONMETAL MINERAL MFS	11 239	9 123	3 219
884 OPTICAL GOODS NES	110	1 769	621	664 GLASS	31 879	6 424	2 241
892 PRINTED MATTER	5 604	2 716	949	665 GLASSWARE	4 421	5 535	1 976
893 ARTICLES OF PLASTIC NES	16 092	10 688	3 791	666 POTTERY	2 466	2 524	905
894 TOYS,SPORTING GOODS,ETC	980	2 095	730	667 PEARL,PREC-,SEMI-P STONE	2	8 392	3 039
895 OFFICE SUPPLIES NES	74	97	35	671 PIG IRON ETC	6 959	1 209	411
896 WORKS OF ART ETC	31	1 066	382	672 IRON,STL PRIMARY FORMS	392 388	27 947	10 073
897 GOLD,SILVER WARE,JEWELRY	10	10 836	3 790	673 IRON AND STEEL SHAPES	100 008	14 424	5 091
898 MUSICAL INSTRUMENTS,PTS	56	302	100	674 IRN,STL UNIV,PLATE,SHEET	291 580	52 193	18 540
899 OTHER MANUFACTURED GOODS	226	461	163	675 IRON,STEEL HOOP,STRIP	44 415	8 490	2 964
951 WAR FIREARMS,AMMUNITION	26	102	37	676 RAILWAY RAILS ETC IRN,STL	658	136	48
961 COIN NONGOLD,NONCURRENT	44	460	162	677 IRN,STL WIRE EXCL W ROD	23 044	4 203	1 465
971 GOLD,NON MONETARY NES		2 440	808	678 IRON,STL TUBES,PIPES,ETC	38 120	11 010	3 901
972 GOLD COIN		265	94	679 IRN,STL CASTINGS UNWORKE	8 071	1 492	525
				681 SILVER,PLATINUM,ETC	72	2 872	1 031
EXPORTS	3 699 075	2 242 651	787 857	682 COPPER EXC CEMENT COPPER	72 338	42 691	15 092
				683 NICKEL	764	1 359	482
022 MILK AND CREAM	6 585	1 475	524	684 ALUMINIUM	31 559	22 272	7 802
023 BUTTER	1 286	919	296	685 LEAD	824	381	129
025 EGGS,BIRDS,FRESH,PRSRVD	59	128	45	686 ZINC	987	358	126
034 FISH FRESH,CHILLED,FROZN	12 638	3 555	1 261	689 NON-FER BASE METALS NES	105	353	123
037 FISH ETC PREPD,PRSRVD NES	646	301	106	691 STRUCTURES AND PARTS NES	10 175	5 839	2 030
048 CEREAL ETC PREPARATIONS	2 222	402	143	692 METAL TANKS,BOXES,ETC	11 516	7 927	2 803
054 VEG ETC FRSH,SMPLY PRSRVD	116	93	34	693 WIRE PRODUCTS NON ELECTR	3 020	2 032	719
056 VEGTBLES ETC PRSRVD,PREPD	977	1 439	496	694 STL,COPPR NAILS,NUTS,ETC	2 858	3 133	1 100
057 FRUIT,NUTS,FRESH,DRIED	1 334	1 229	436	695 TOOLS	5 471	19 520	6 863
058 FRUIT PRESERVED,PREPARED	630	208	75	696 CUTLERY	726	3 991	1 415
061 SUGAR AND HONEY	421 408	23 109	7 983	697 BASE MTL HOUSEHOLD EQUIP	3 682	5 290	1 867
062 SUGAR PREPS NON-COCOA	2 056	964	341	699 OTHER METAL MANUFACTURES	24 910	26 274	9 282
071 COFFEE AND SUBSTITUTES	2 993	2 614	910	711 STEAM BOILERS & AUX PLNT	1 547	1 573	550
072 COCOA	3 581	4 961	1 802	712 STEAM ENGINES,TURBINES	12 701	57 128	19 430
073 CHOCOLATE AND PRODUCTS	3 722	2 303	809	713 INTRNL COMBUS PISTN ENGN	3 947	11 244	3 987
075 SPICES	206	543	204	714 ENGINES & MOTORS NES	25	1 693	577
081 FEEDING STUFF FOR ANIMLS	11 233	2 117	741	716 ROTATING ELECTRIC PLANT	2 173	6 572	2 325
098 EDIBLE PRODUCTS,PREPS NES	838	349	124	718 OTH POWER GENERATG MACHY	280	1 096	388
111 NON-ALCOHL BEVERAGES NES	13 504	1 539	549	721 AGRIC MACHY,EXC TRACTORS	3 169	7 808	2 777
112 ALCOHOLIC BEVERAGES	1 311	316	113	722 TRACTORS NON-ROAD	7 451	10 234	3 671
122 TOBACCO MFRS	195	497	169	723 CIVIL ENGINEERG EQUIP ETC	3 103	4 926	1 764
232 NATURAL RUBBER,GUMS	345	135	51	724 TEXTILE,LEATHER MACHNRY	10 566	35 977	12 556
233 RUBBER,SYNTHETIC,RECLAIMD	16 225	6 043	2 128	725 PAPER ETC MILL MACHINERY	2 525	7 813	2 678
247 OTH WOOD ROUGH,SQUARED	3 547	279	96	726 PRINTG,BKBINDG MACHY,PTS	3 246	12 650	4 426
248 WOOD SHAPED	10 548	908	304	727 FOOD MACHY NON-DOMESTIC	3 955	12 010	4 233
266 SYNTHETIC FIBRE TO SPIN	19 135	7 276	2 585	728 OTH MACHY FOR SPCL INDUS	21 284	69 108	24 462
267 OTHER MAN-MADE FIBRES	8 502	5 507	1 934	736 MACHINE TOOLS FOR METAL	11 782	43 522	15 163
268 WOOL(EXC TOPS),ANML HAIR	502	362	123	737 METALWORKING MACHNRY NES	1 515	5 657	1 978
273 STONE,SAND AND GRAVEL	5 759	253	88	741 HEATING,COOLING EQUIPMNT	15 157	44 809	15 727
274 SULPHUR ETC	2 929	167	56	742 PUMPS FOR LIQUIDS ETC	1 990	10 732	3 745
277 NATURAL ABRASIVES NES	31	1 726	647	743 PUMPS NES,CENTRIFUGES ETC	9 400	30 461	10 611
278 OTHER CRUDE MINERALS	93 115	885	314	744 MECHANICAL HANDLING EQU	22 303	41 305	14 188
287 BASE METAL ORES,CONC NES	1 206	588	207	745 NONELEC MACHY,TOOLS NES	6 076	36 253	12 923
288 NONFER METAL SCRAP NES	529	116	41	749 NONELEC MACH PTS,ACC NES	11 609	46 825	16 466
291 CRUDE ANIMAL MTRIALS NES	110	374	125	751 OFFICE MACHINES	468	3 075	1 076
292 CRUDE VEG MATERIALS NES	1 672	2 317	823	752 AUTOMTIC DATA PROC EQUIP	1 622	35 695	12 454
322 COAL,LIGNITE,PEAT	7 834	173	59	759 OFFICE & ADP MCH PTS,ACC	223	9 671	3 423
334 PETROLEUM PRODUCTS,REFIN	11 984	3 830	1 357	761 TELEVISION RECEIVERS	5 935	16 674	5 870
335 RESIDUAL PETRLM PROD NES	15 231	2 590	927	762 RADIO BROADCAST RECEIVRS	215	488	177
423 FIXED VEG OILS,SOFT	885	212	71	763 SOUND RECORDRS,PHONOGRPH	137	2 004	696
424 FIXED VEG OIL NONSOFT	5 216	2 153	763	764 TELECOM EQPT,PTS,ACC NES	2 243	39 955	13 816
431 PROCESD ANML VEG OIL,ETC	20 796	4 113	1 451	771 ELECTRIC POWER MACHY NES	2 556	5 735	1 967
511 HYDROCARBONS,NES,DERIVS	216 084	25 674	8 979	772 SWITCHGEAR ETC & PTS NES	9 969	61 461	21 595
512 ALCOHOLS,PHENOLS,ETC	134 217	29 113	10 181	773 ELECTR DISTRIBUTING MACH	12 616	9 428	3 310
513 ORGANIC ACIDS,ETC	138 618	38 025	13 401	774 ELECTRO-MEDCL,XRAY EQUIP	348	9 201	3 240
514 NITROGEN-FUNCTN COMPOUNDS	96 841	51 789	18 322	775 HOUSEHOLD TYPE EQUIP NES	22 872	23 361	8 209

7 IMPORTS AND EXPORTS (SPECIAL TRADE) BY COUNTRIES OF PRODUCTION AND CONSUMPTION AND BY GROUPS OF THE SITC-REV. II 1984

GROUP DESCRIPTION	DT * 100 KG	1 000 DM	1 000 \$	GROUP DESCRIPTION	DT * 100 KG	1 000 DM	1 000 \$
776 TRANSISTORS, VALVES, ETC	1 713	13 204	4 583	592 STARCH, INULIN, GLUTEN, ETC	7 278	1 050	375
778 ELECTRICAL MACHINERY NES	15 067	32 264	11 375	598 MISC CHEMICAL PRODS NES	7 754	3 434	1 212
781 PASS MOTOR VEH EXC BUSES	82 720	128 431	44 683	603 INDUSTRIAL PLANT, CHAP 69	2 810	562	205
782 LORRIES, SPCL MTR VEH NES	28 975	37 234	12 983	605 INDUSTRIAL PLANT, CHAP 73	2 928	2 676	926
783 ROAD MOTOR VEHICLES NES	12 779	32 835	11 566	621 MATERIALS OF RUBBER	1 234	1 011	350
784 MOTOR VEHCL PTS, ACC NES	53 326	124 877	44 011	625 RUBBER TYRES, TUBES	14 112	5 878	2 070
785 MOTOR & OTHER CYCLES ETC	1 778	1 733	617	628 RUBBER ARTICLES NES	831	1 428	492
786 VEH NES NONMOTR, TRAILERS	7 522	5 950	2 076	634 VENEERS, PLYWOOD, ETC	430	194	68
791 RAILWAY VEHICLES	95	398	141	635 WOOD MANUFACTURES NES	2 322	2 255	815
792 AIRCRAFT	147	7 439	2 635	641 PAPER AND PAPERBOARD	15 082	2 390	826
812 PLUMBING, HEATING, LIGHTING EQUI	2 014	3 190	1 123	642 ARTICLES OF PAPER ETC	7 094	3 091	1 095
821 FURNITURE	9 234	8 384	2 940	651 TEXTILE YARN AND THREAD	505	655	223
831 TRAVEL GOODS, HANDBAGS	158	487	169	652 COTTON FABRICS, WOVEN	355	1 305	450
843 WOMENS OUTERWEAR NONKNIT	44	487	169	653 WOVN MAN-MADE FIB FABRIC	498	1 154	409
845 OUTERWEAR KNIT NONELASTC	22	184	61	655 KNIT ETC FABRICS	101	192	68
846 UNDERWEAR KNITTED	52	387	134	657 SPECIAL TEXTILE ETC PROD	2 986	1 700	593
847 TXLT CLTHNG ACESRYS NES	252	926	328	658 TEXTILE ARTICLES NES	919	1 140	401
848 HEADGEAR, NONTXLT CLOTHNG	116	570	201	659 FLOOR COVERINGS ETC	716	413	147
851 FOOTWEAR	707	2 779	994	661 CEMENT ETC BUILDING PROD	1 311	126	45
871 OPTICAL INSTRUMENTS	110	4 387	1 519	662 CLAY, REFRACTORY BLDG PRD	6 992	807	285
872 MEDICAL INSTRUMENTS NES	908	11 483	4 065	663 OTH NONMETAL MINERAL MFS	5 975	2 975	1 056
873 METERS & COUNTERS NES	291	1 437	493	664 GLASS	8 038	1 379	490
874 MEASURING, CONTROLLING INSTR	2 471	38 931	13 743	665 GLASSWARE	463	713	251
881 PHOTO APPAR & EQUIPT NES	593	6 423	2 283	666 POTTERY	249	592	211
882 PHOTO, CINEMA SUPPLIES	7 131	13 839	4 933	671 PIG IRON ETC	3 500	448	150
883 DEVELOPED CINEMA FILM	4	90	34	672 IRON, STL PRIMARY FORMS	121 372	6 815	2 251
884 OPTICAL GOODS NES	32	3 844	1 346	673 IRON AND STEEL SHAPES	21 341	1 710	587
885 WATCHES AND CLOCKS	446	3 999	1 414	674 IRN, STL UNIV. PLATE, SHEET	44 650	5 413	1 897
892 PRINTED MATTER	4 127	6 097	2 143	675 IRON, STEEL HOOP, STRIP	1 394	221	75
893 ARTICLES OF PLASTIC NES	10 272	14 410	5 078	676 RAILWAY RAILS ETC IRN, STL	2 410	776	275
894 TOYS, SPORTING GOODS, ETC	2 663	3 563	1 275	677 IRN, STL WIRE EXCL W ROD	4 369	581	206
895 OFFICE SUPPLIES NES	986	3 848	1 364	678 IRON, STL TUBES, PIPES, ETC	28 763	3 571	1 335
896 WORKS OF ART ETC	17	3 007	1 052	681 SILVER, PLATINUM, ETC	4	193	70
897 GOLD, SILVER WARE, JEWELRY	26	4 206	1 462	682 COPPER EXC CEMENT COPPER	615	725	255
898 MUSICAL INSTRUMENTS, PTS	1 338	5 310	1 876	684 ALUMINIUM	3 130	3 135	1 073
899 OTHER MANUFACTURED GOODS	2 180	5 774	2 030	686 ZINC	500	140	50
951 WAR FIREARMS, AMMUNITION	57	412	146	691 STRUCTURES AND PARTS NES	5 618	5 581	2 006
961 COIN NONGOLD, NONCURRENT	6	502	188	692 METAL TANKS, BOXES, ETC	1 963	999	351
971 GOLD, NON MONETARY NES	9	24 177	8 452	693 WIRE PRODUCTS NON ELECTR	908	380	135
				694 STL, COPPR NAILS, NUTS, ETC	3 064	1 431	494
JORDAN				695 TOOLS	1 878	3 571	1 226
IMPORTS	44 752	53 056	18 479	696 CUTLERY	367	1 507	528
288 NONFERR METAL SCRAP NES	37 410	13 265	4 753	697 BASE MTL HOUSEHOLD EQUIP	2 573	1 684	602
291 CRUDE ANIMAL MTRIALS NES	79	586	205	699 OTHER METAL MANUFACTURES	5 075	4 592	1 621
714 ENGINES & MOTORS NES	225	27 146	9 342	700 INDUSTRIAL PLANT, CHAP 84	1 293	7 485	2 501
716 ROTATING ELECTRIC PLANT	21	296	99	703 INDUSTRIAL PLANT, CHAP 85	306	1 653	559
743 PUMPS NES, CENTRIFUGES ETC	5	386	127	711 STEAM BOILERS & AUX PLNT	374	876	321
749 NONELEC MACH PTS, ACC NES	103	295	99	712 STEAM ENGINES, TURBINES	7	239	83
764 TELECOM EQPT, PTS, ACC NES	2	313	108	713 INTRNL COMBUS PISTN ENGN	2 027	3 886	1 362
781 PASS MOTOR VEH EXC BUSES	51	100	33	714 ENGINES & MOTORS NES	64	13 192	4 407
784 MOTOR VEHCL PTS, ACC NES	9	100	36	716 ROTATING ELECTRIC PLANT	2 851	5 824	2 045
792 AIRCRAFT	8	1 237	425	718 OTH POWER GENERATG MACHY	8	93	33
874 MEASURING, CONTROLLING INSTR	2	651	231	721 AGRIC MACHY, EXC TRACTORS	1 070	1 914	676
896 WORKS OF ART ETC	3	1 233	441	722 TRACTORS NON-ROAD	629	810	277
EXPORTS	1 067 898	525 721	184 372	723 CIVIL ENGINEERG EQUIP ETC	10 326	12 878	4 570
001 LIVE ANIMALS	3 341	1 478	498	724 TEXTILE, LEATHER MACHNRY	590	1 295	446
011 MEAT FRESH CHILDL, FROZEN	17 507	6 143	2 152	725 PAPER ETC MILL MACHINERY	188	330	117
022 MILK AND CREAM	13 433	2 540	888	726 PRINTG, BKBINDG MACHY, PTS	1 438	4 050	1 430
023 BUTTER	441	214	71	727 FOOD MACHRY NON-DOMESTIC	311	1 218	407
024 CHEESE AND CURD	6 638	3 547	1 235	728 OTH MACHRY FOR SPCL INDUS	4 808	8 552	3 030
041 WHEAT ETC UNMILLED	83 839	4 545	1 597	736 MACHINE TOOLS FOR METAL	1 251	1 990	708
048 CEREAL ETC PREPARATIONS	2 510	1 740	618	737 METALWORKING MACHNRY NES	261	373	129
061 SUGAR AND HONEY	24 498	1 650	551	741 HEATING, COOLING EQUIPMNT	2 186	5 398	1 872
062 SUGAR PREPS NON-COCOA	397	241	82	742 PUMPS FOR LIQUIDS ETC	2 199	6 048	2 141
071 COFFEE AND SUBSTITUTES	102	171	60	743 PUMPS NES, CENTRIFUGES ETC	2 103	4 850	1 723
072 COCOA	503	228	75	744 MECHANICAL HANDLING EQU	4 815	6 614	2 357
073 CHOCOLATE AND PRODUCTS	1 243	801	283	745 NONELEC MACHY, TOOLS NES	1 472	6 787	2 414
075 SPICES	90	155	52	749 NONELEC MACH PTS, ACC NES	6 048	14 279	5 041
081 FEEDING STUFF FOR ANIMLS	54 635	7 432	2 618	751 OFFICE MACHINES	170	942	330
098 EDIBLE PRODUCTS, PREPS NES	3 235	2 612	915	752 AUTOMTIC DATA PROC EQUIP	58	1 056	376
122 TOBACCO MFRS	105	298	99	759 OFFICE & ADP MCH PTS, ACC	26	580	205
233 RUBBER SYNTHETIC, RECLAIMD	1 771	534	191	761 TELEVISION RECEIVERS	1 675	4 682	1 665
246 WOOD SHAPED	3 129	194	73	762 RADIO BROADCAST RECEIVRS	47	288	98
269 WASTE OF TEXTILE FABRICS	13 808	3 486	1 241	763 SOUND RECORDRS, PHONOGRPH	21	214	73
292 CRUDE VEG MATERIALS NES	323	259	84	764 TELECOM EQPT, PTS, ACC NES	145	2 354	825
323 BRIQUETS, COKE, SEMI-COKE	5 291	254	93	771 ELECTRIC POWER MACHY NES	301	656	229
334 PETROLEUM PRODUCTS, REFIN	20 374	5 275	1 863	772 SWITCHGEAR ETC & PTS NES	2 917	12 903	4 361
335 RESIDUAL PETRLM PROD NES	1 709	373	131	773 ELECTR DISTRIBUTING MACH	1 399	1 097	383
423 FIXED VEG OILS, SOFT	2 403	613	212	774 ELECTRO-MEDCL XRAY EQUIP	39	1 073	387
424 FIXED VEG OIL NONSOFT	2 391	438	152	775 HOUSEHOLD TYPE EQUIP NES	2 506	3 831	1 352
431 PROCESD ANML VEG OIL, ETC	1 991	581	211	776 TRANSISTORS, VALVES, ETC	1	97	30
511 HYDROCARBONS NES, DERIVS	2 075	363	125	778 ELECTRICAL MACHINERY NES	8 794	7 563	2 656
512 ALCOHOLS, PHENOLS, ETC	2 744	892	315	781 PASS MOTOR VEH EXC BUSES	36 793	49 613	17 518
513 ORGANIC ACIDS, ETC	5 729	1 266	441	782 LORRIES, SPCL MTR VEH NES	31 478	25 561	8 932
514 NITROGEN-FUNCTN COMPOUNDS	5 288	2 279	790	783 ROAD MOTOR VEHICLES NES	18 080	22 016	7 595
515 ORG-INORG COMPOUNDS ETC	1 595	875	307	784 MOTOR VEHCL PTS, ACC NES	34 813	30 347	10 640
516 OTHER ORGANIC CHEMICALS	315	325	113	786 VEH NES NONMOTR, TRAILERS	30 401	14 331	5 090
522 INORG ELEMNTS, OXIDES, ETC	94 063	3 745	1 280	792 AIRCRAFT	1	494	167
523 OTHR INORGANIC CHEMICALS	20 179	2 784	1 042	801 INDUSTRIAL PLANT, CHAP 90	189	631	206
531 SYNT DYE, NAT INDOGO, LAKES	214	407	144	812 PLUMBING, HEATING, LIGHTING EQUI	2 625	3 553	1 239
532 DYES NES, TANNING PRODS	974	167	59	821 FURNITURE	15 159	10 074	3 528
533 PIGMENTS, PAINTS, ETC	12 007	3 117	1 113	831 TRAVEL GOODS, HANDBAGS	21	137	47
541 MEDICINAL ETC PRODUCTS	2 749	12 832	4 485	842 MENS OUTERWEAR NOT KNIT	76	787	286
551 ESSENTIAL OIL, PERFUME, ETC	169	328	116	843 WOMENS OUTERWEAR NONKNIT	145	2 785	966
553 PERFUMERY, COSMETICS, ETC	2 718	2 798	989	844 UNDERWEAR NOT KNIT	13	186	67
554 SOAPS, CLEANING ETC PREPS	5 895	2 059	726	845 UNDERWEAR KNIT NONELASTC	75	1 124	386
562 FERTILIZERS MANUFACTURED	2 782	353	117	846 UNDERWEAR KNITTED	43	571	189
582 PROD OF CONDENSATION ETC	8 367	2 522	869	847 TXLT CLTHNG ACESRYS NES	15	176	58
583 PROD OF POLYMERIZING ETC	30 686	8 600	3 045	848 HEADGEAR, NONTXLT CLOTHNG	374	869	303
584 CELLULOSE DERIVATIVES ETC	2 533	1 319	466	851 FOOTWEAR	84	449	156
591 PESTICIDES, DISINFECTANTS	2 401	1 800	625	871 OPTICAL INSTRUMENTS	17	700	249
				872 MEDICAL INSTRUMENTS NES	385	2 902	1 038
				873 METERS & COUNTERS NES	282	433	155
				874 MEASURING, CONTROLLING INSTR	422	4 395	1 546
				881 PHOTO APPAR & EQUIPT NES	83	668	233

7 IMPORTS AND EXPORTS (SPECIAL TRADE) BY COUNTRIES OF PRODUCTION AND CONSUMPTION AND BY GROUPS OF THE SITC-REV. II 1984

GROUP DESCRIPTION	DT * 100 KG	1 000 DM	1 000 \$	GROUP DESCRIPTION	DT * 100 KG	1 000 DM	1 000 \$
882 PHOTO, CINEMA SUPPLIES	1 004	1 179	412	531 SYNT DYE, NAT INDGO, LAKES	898	1 809	641
884 OPTICAL GOODS NES	8	356	126	533 PIGMENTS, PAINTS, ETC	431 499	47 724	17 039
885 WATCHES AND CLOCKS	9	122	41	541 MEDICINAL ETC PRODUCTS	24 641	131 113	46 640
892 PRINTED MATTER	576	732	257	551 ESSENTL OIL, PERFUME, ETC	388	1 210	432
893 ARTICLES OF PLASTIC NES	2 952	2 613	918	553 PERFUMERY, COSMETICS, ETC	33 366	35 878	12 508
894 TOYS, SPORTING GOODS, ETC	649	690	237	554 SOAPS, CLEANING ETC PREPS	34 170	13 410	4 739
895 OFFICE SUPPLIES NES	404	1 008	357	562 FERTILIZERS MANUFACTURED	15 144	1 370	490
897 GOLD, SILVER WARE, JEWELRY	6	1 179	417	572 EXPLOSIVES, PYROTECH PROD	2 748	3 158	1 104
898 MUSICAL INSTRUMENTS, PTS	41	325	112	582 PROD OF CONDENSATION ETC	82 568	30 843	10 885
899 OTHER MANUFACTURED GOODS	276	780	268	583 PROD OF POLYMERIZING ETC	234 437	76 949	27 203
971 GOLD, NON MONETARY NES	5	13 285	4 878	584 CELLULOSE DERIVATIVES ETC	1 744	1 137	410
				585 PLASTIC MATERIALS NES	474	607	208
SAUDI ARABIA				591 PESTICIDES, DISINFECTANTS	10 926	15 178	5 176
IMPORTS	47 068 121	2 828 273	998 561	592 STARCH, INULIN, GLUTEN, ETC	34 283	13 351	4 761
211 HIDES, SKINS, UNDRESSED	173	98	35	598 MISC CHEMICAL PRODS NES	132 460	43 024	15 178
268 WOOL (EXC TOPS), ANML HAIR	99	91	30	602 INDUSTRIAL PLANT, CHAP 68	399	409	138
288 NONFERR METAL SCRAP NES	19 250	7 157	2 534	603 INDUSTRIAL PLANT, CHAP 69	2 039	304	110
333 CRUDE PETROLEUM	45 478 395	2 584 002	912 657	604 INDUSTRIAL PLANT, CHAP 70	166	1 755	637
334 PETROLEUM PRODUCTS, REFIN	563 739	34 289	12 116	605 INDUSTRIAL PLANT, CHAP 73	30 031	16 810	5 803
341 GAS NATURAL AND MANUFCTD				606 INDUSTRIAL PLANT, CHAP 76	64	107	39
512 ALCOHOLS, PHENOLS ETC	226 827	9 800	3 274	607 INDUSTRIAL PLANT, CHAP 82	35	376	142
713 INTRNL COMBUS PISTN ENGN	163	1 115	363	612 LEATHER ETC MANUFACTURES	19	141	51
714 ENGINES & MOTORS NES	614	33 875	11 688	621 MATERIALS OF RUBBER	10 797	8 374	2 960
716 ROTATING ELECTRIC PLANT	649	10 929	3 770	625 RUBBER TYRES, TUBES	35 882	26 209	9 175
723 CIVIL ENGINEER EQUIP ETC	3 116	121	38	628 RUBBER ARTICLES NES	6 202	12 296	4 332
726 PRINTG, BXBINDG MACHY, PTS	381	445	169	634 VENEERS, PLYWOOD, ETC	13 786	3 420	1 225
728 OTH MACHY FOR SPCL INDUS	76	147	53	635 WOOD MANUFACTURES NES	37 396	22 242	7 818
742 PUMPS FOR LIQUIDS ETC	52	1 110	377	641 PAPER AND PAPERBOARD	126 577	28 620	10 099
743 PUMPS NES, CENTRIFUGES ETC	37	2 408	843	642 ARTICLES OF PAPER ETC	208 107	76 756	27 473
745 NONELEC MACHY, TOOLS NES	72	92	33	651 TEXTILE YARN AND THREAD	4 691	9 100	3 281
749 NONELEC MACH PTS, ACC NES	198	3 076	1 073	652 COTTON FABRICS, WOVEN	2 731	10 709	3 846
752 AUTOMATIC DATA PROC EQUIP	9	192	69	653 WOVN MAN-MADE FIB FABRIC	3 515	16 892	5 980
759 OFFICE & ADP MCH PTS, ACC	3	696	234	654 OTH WOVEN TEXTILE FABRIC	948	3 127	1 112
764 TELECOM EQPT, PTS, ACC NES	10	821	277	655 KNIT ETC FABRICS	916	2 470	862
771 ELECTRIC POWER MACHY NES	5 275	3 499	1 198	656 LACE, RIBBONS, TULLE, ETC	153	1 729	609
772 SWITCHGEAR ETC & PTS NES	10	288	103	657 SPECIAL TEXTILE ETC PROD	9 771	12 104	4 205
774 ELECTRO-MEDCL, XRAY EQUIP	9	206	73	658 TEXTILE ARTICLES NES	3 304	11 857	4 169
778 ELECTRICAL MACHINERY NES	11	805	269	659 FLOOR COVERINGS ETC	12 488	17 709	6 294
781 PASS MOTOR VEH EXC BUSES	758	2 182	803	661 CEMENT ETC BUILDING PROD	363 473	7 569	2 730
782 LORRIES, SPCL MTR VEH NES	870	86	32	662 CLAY, REFRACTORY BLDG PRD	233 580	31 856	11 320
792 AIRCRAFT	180	13 524	4 733	663 OTH NONMETAL MINERAL MFS	178 470	30 040	10 632
793 SHIPS AND BOATS	218 480	3 933	1 396	664 GLASS	163 854	22 843	8 113
874 MEASURING, CONTROLLING INSTR	46	6 148	2 159	665 GLASSWARE	133 736	21 120	7 257
881 PHOTO APPAR & EQUIP NES	5	94	30	666 POTTERY	1 382	4 844	1 695
885 WATCHES AND CLOCKS		157	59	667 PEARL, PREC-, SEMI-P STONE	20	1 587	567
892 PRINTED MATTER	182	187	64	671 PIG IRON ETC	651	1 042	367
971 GOLD NON MONETARY NES				672 IRON, STL PRIMARY FORMS	862 070	70 317	24 434
EXPORTS	13 170 454	6 306 863	2 238 238	673 IRON AND STEEL SHAPES	83 233	10 073	3 557
001 LIVE ANIMALS	111 610	41 485	14 859	674 IRN, STL UNIV. PLATE, SHEET	316 024	38 821	13 714
011 MEAT FRESH, CHILFD, FROZEN	28 754	10 951	3 805	675 IRON, STEEL HOOP, STRIP	38 288	7 582	2 673
012 MEAT DRIED, SALTED, SMOKED	241	148	51	676 RAILWY RAILS ETC IRN, STL	7 378	852	309
014 MEAT PREPD, PRSVD, NES ETC	3 122	2 377	836	677 IRN, STL WIRE EXCL W ROD	6 109	1 153	407
022 MILK AND CREAM	371 081	126 688	45 065	678 IRON, STL TUBES, PIPES, ETC	826 986	103 711	37 137
023 BUTTER	1 408	705	251	679 IRN, STL CASTINGS UNWOKRE	6 431	1 769	628
024 CHEESE AND CURD	15 147	9 167	3 222	681 SILVER, PLATINUM, ETC	128	1 056	370
025 EGGS, BIRDS, FRESH, PRSRVD	4 119	2 436	850	682 COPPER EXC CEMENT COPPER	15 329	14 004	4 889
037 FISH ETC PREPD PRSVD NES	627	793	282	683 NICKEL	62	187	66
043 BARLEY UNMILLED	3 924 215	157 209	57 289	684 ALUMINIUM	9 656	11 107	3 959
046 WHEAT ETC MEAL OR FLOUR	112 431	5 863	2 136	685 LEAD	14 103	2 842	1 022
047 OTHER CEREAL MEALS, FLOUR	2 609	222	75	686 ZINC	3 566	1 052	385
048 CEPALE ETC PREPARATIONS	24 770	14 013	4 957	691 STRUCTURES AND PARTS NES	221 754	136 778	46 981
056 VEGTBLES ETC PRSVD, PREPD	1 926	890	310	692 METAL TANKS, BOXES, ETC	29 319	22 653	8 082
058 FRUIT PRESERVED, PREPARED	10 986	4 792	1 710	693 WIRE PRODUCTS NON ELECTR	13 551	8 072	2 796
061 SUGAR AND HONEY	85 511	10 689	3 720	694 STL, COPPR NAILS, NUTS, ETC	18 363	12 342	4 358
062 SUGAR PREPS NON-COCOA	7 513	3 824	1 371	695 TOOLS	22 131	49 146	17 436
071 COFFEE AND SUBSTITUTES	1 625	2 820	1 015	696 CUTLERY	4 061	19 989	7 059
072 COCOA	112	106	37	697 BASE MTL HOUSEHOLD EQUIP	10 038	16 512	5 889
073 CHOCOLATE AND PRODUCTS	5 436	4 336	1 521	699 OTHER METAL MANUFACTURES	73 074	83 351	29 730
074 TEA AND MATE	1 042	1 814	600	700 INDUSTRIAL PLANT, CHAP 84	37 572	78 665	28 246
075 SPICES	101	194	71	703 INDUSTRIAL PLANT, CHAP 85	38 066	121 224	43 922
081 FEEDING STUFF FOR ANIMLS	61 041	6 505	2 329	711 STEAM BOILERS & AUX PLNT	838	1 944	703
09* MARGARINE AND SHORTENING	1 112	335	120	712 STEAM ENGINES, TURBINES	108	2 231	777
098 EDIBLE PRODCTS, PREPS NES	24 498	22 318	7 899	713 INTRNL COMBUS PISTN ENGN	34 399	118 962	41 307
111 NON-ALCOH. BEVERAGES NES	8 364	1 978	695	714 ENGINES & MOTORS NES	699	76 021	26 710
112 ALCOHOLIC BEVERAGES	360	90	33	716 ROTATING ELECTRIC PLANT	25 325	64 774	23 216
122 TOBACCO MFRS	1 668	3 926	1 423	718 OTH POWER GENERATG MACHY	282	1 982	690
233 RUBBER, SYNTHTIC, RECLAIMD	11 652	1 666	596	721 AGRIC MACHY, EXC TRACTORS	58 328	69 468	24 697
247 OTH WOOD ROUGH, SQUARED	2 910	191	68	722 TRACTORS NON-ROAD	76 177	122 161	44 227
248 WOOD SHAPED	20 528	1 945	683	723 CIVIL ENGINEERG EQUIP ETC	48 492	76 376	27 022
269 WASTE OF TEXTILE FABRICS	3 240	367	134	724 TEXTILE, LEATHER MACHNRY	3 800	12 676	4 416
271 FERTILIZERS, CRUDE	44 031	623	203	725 PAPER ETC MILL MACHINERY	1 174	3 433	1 230
273 STONE, SAND AND GRAVEL	26 873	864	307	726 PRINTG, BXBINDG MACHY, PTS	7 151	26 122	9 301
278 OTHER CRUDE MINERALS	110 839	4 594	1 629	727 FOOD MACHRY NON-DOMESTIC	3 611	12 664	4 347
287 BASE METAL ORES, CONC NES	3 571	301	106	728 OTH MACHY FOR SPCL INDUS	69 825	120 491	42 906
291 CRUDE ANIMAL MTRIALS NES	84	122	44	736 MACHINE TOOLS FOR METAL	10 791	24 438	8 730
292 CRUDE VEG MATERIALS NES	74	410	146	737 METALWORKING MACHNRY NES	2 493	6 652	2 363
322 COAL, LIGNITE, PEAT	137 985	3 406	1 201	741 HEATING, COOLING EQUIPMNT	28 082	64 931	23 055
334 PETROLEUM PRODUCTS, REFIN	23 473	6 290	2 230	742 PUMPS FOR LIQUIDS ETC	13 897	54 295	19 102
335 RESIDUAL PETRLM PROD NES	9 127	1 236	434	743 PUMPS NES, CENTRIFUGES ETC	18 820	49 900	17 733
424 FIXED VEG OIL NONSOFT	434	155	54	744 MECHANICAL HANDLING EQU	65 757	110 324	39 060
431 PROCESD ANML VEG OIL, ETC	34 827	6 158	2 204	745 NONELEC MACHY, TOOLS NES	40 202	79 042	27 845
511 HYDROCARBONS NES DERIVS	39 869	7 217	2 485	749 NONELEC MACH PTS, ACC NES	60 852	139 785	48 842
512 ALCOHOLS, PHENOLS, ETC	8 269	1 562	555	751 OFFICE MACHINES	1 576	5 767	2 019
513 ORGANIC ACIDS, ETC	7 995	6 359	2 933	752 AUTOMATIC DATA PROC EQUIP	511	17 901	6 397
514 NITROGEN-FUNCTN COMPOUNDS	11 439	4 974	1 777	759 OFFICE & ADP MCH PTS, ACC	150	12 141	4 439
515 DRG-INORG COMPOUNDS ETC	2 200	1 398	478	761 TELEVISION RECEIVERS	789	3 064	1 053
516 OTHER ORGANIC CHEMICALS	12 615	4 773	1 676	762 RADIO BROADCAST RECEIVRS	147	2 181	784
522 INORG ELEMNTS, OXIDES, ETC	22 993	4 746	1 677	763 SOUND RECORDRS, PHONOGRPH	147	2 179	764
523 OTHR INORGANIC CHEMICALS	192 634	13 686	4 825	764 TELECOM EQPT, PTS, ACC NES	5 596	65 742	23 424
524 RADIOACTIVE ETC MATERIAL	2	86	30	771 ELECTRIC POWER MACHY NES	99 218	109 168	38 346
				772 SWITCHGEAR ETC & PTS NES	58 594	164 404	58 394
				773 ELECTR DISTRIBUTING MACH	176 720	116 493	41 715
				774 ELECTRO-MEDCL, XRAY EQUIP	2 504	55 829	19 656
				775 HOUSEHOLD TYPE EQUIP NES	24 353	38 251	13 611
				776 TRANSISTORS, VALVES, ETC	47	3 175	1 121

7 IMPORTS AND EXPORTS (SPECIAL TRADE) BY COUNTRIES OF PRODUCTION AND CONSUMPTION AND BY GROUPS OF THE SITC-REV. II 1984

GROUP DESCRIPTION	DT * 100 KG	1 000 DM	1 000 \$	GROUP DESCRIPTION	DT * 100 KG	1 000 DM	1 000 \$
778 ELECTRICAL MACHINERY NES	58 426	72 998	25 794	515 ORG-INORG COMPOUNDS ETC	327	188	66
781 PASS MOTOR VEH EXC BUSES	132 414	442 489	155 492	516 OTHER ORGANIC CHEMICALS	1 002	452	157
782 LORRIES, SPCL MTR VEH NES	314 411	422 347	149 634	522 INORG ELEMNTS, OXIDES, ETC	5 330	1 362	468
783 ROAD MOTOR VEHICLES NES	117 921	174 321	62 094	523 OTHR INORGANIC CHEMICALS	10 696	1 273	444
784 MOTOR VEHCL PTS, ACC NES	120 902	241 516	85 338	524 RADIOACTIVE ETC MATERIAL	2	608	217
785 MOTOR & OTHER CYCLES ETC	110	429	146	531 SYNT DYE, NAT INDOGO, LAKES	353	596	211
786 VEH NES NONMOTR TRAILERS	101 071	57 577	20 454	533 PIGMENTS, PAINTS, ETC	21 068	9 840	3 470
791 RAILWAY VEHICLES	10 427	41 042	15 187	541 MEDICINAL ETC PRODUCTS	2 124	17 174	6 111
792 AIRCRAFT	89	13 669	4 797	551 ESSENTL OIL, PERFUME, ETC	42	133	45
793 SHIPS AND BOATS	195	1 288	438	553 PERFUMERY, COSMETICS, ETC	7 867	8 612	3 035
801 INDUSTRIAL PLANT, CHAP 90	1 157	22 927	8 342	554 SOAPS, CLEANING ETC PREPS	7 942	3 202	1 133
802 INDUSTRIAL PLANT, CHAP 94	5 947	12 385	4 523	562 FERTILIZERS MANUFACTURED	3 976	224	76
812 PLUMBING HEATING, LIGHTING EQU	23 097	57 985	20 578	572 EXPLOSIVES, PYROTECH PROD	268	1 213	401
821 FURNITURE	327 763	207 848	73 056	582 PROD OF CONDENSATION ETC	26 506	9 505	3 323
831 TRAVEL GOODS, HANDBAGS	881	5 554	1 952	583 PROD OF POLYMERIZING ETC	60 257	15 459	5 443
842 MENS OUTERWEAR NOT KNIT	508	6 324	2 185	584 CELLULOSE DERIVATIVES ETC	774	758	271
843 WOMENS OUTERWEAR NONKNIT	548	10 452	3 756	591 PESTICIDES, DISINFECTANTS	421	367	131
844 UNDERWEAR NOT KNIT	108	1 458	524	592 STARCH, INULIN, GLUTEN, ETC	4 006	2 749	973
845 UNDERWEAR KNIT NONELASTC	331	4 202	1 478	598 MISC CHEMICAL PRODS NES	17 742	7 445	2 626
846 UNDERWEAR KNITTED	385	4 689	1 657	621 MATERIALS OF RUBBER	1 654	1 470	514
847 TXTL CLTHNG ACCESSRYS NES	108	852	293	625 RUBBER TYRES, TUBES	3 119	2 226	790
848 HEADGEAR, NONTXTL CLOTHNG	697	2 896	1 036	628 RUBBER ARTICLES NES	1 156	2 028	711
851 FOOTWEAR	1 252	6 384	2 269	634 VENEERS, PLYWOOD, ETC	1 035	503	170
871 OPTICAL INSTRUMENTS	280	7 070	2 507	635 WOOD MANUFACTURES NES	7 487	9 785	3 348
872 MEDICAL INSTRUMENTS NES	4 199	38 484	13 568	641 PAPER AND PAPERBOARD	17 802	4 578	1 600
873 METERS & COUNTERS NES	2 262	4 043	1 400	642 ARTICLES OF PAPER ETC	51 587	22 118	7 784
874 MEASURING, CONTROLING INSTR	5 461	70 975	25 263	651 TEXTILE YARN AND THREAD	77	397	146
881 PHOTO APPAR & EQUIPT NES	746	7 269	2 573	652 COTTON FABRICS, WOVEN	938	3 451	1 236
882 PHOTO, CINEMA SUPPLIES	9 338	12 207	4 285	653 WOVN MAN-MADE FIB FABRIC	1 388	4 737	1 662
883 DEVELOPED CINEMA FILM		91	30	654 OTH WOVEN TEXTILE FABRIC	49	334	114
884 OPTICAL GOODS NES	137	9 913	3 504	655 KNIT ETC FABRICS	295	1 028	366
885 WATCHES AND CLOCKS	2 441	14 241	5 047	656 LACE, RIBBONS, TULLE, ETC	33	94	35
892 PRINTED MATTER	5 459	8 950	3 165	657 SPECIAL TEXTILE ETC PROD	1 598	2 571	902
893 ARTICLES OF PLASTIC NES	62 069	51 574	18 268	658 TEXTILE ARTICLES NES	931	2 764	961
894 TOYS, SPORTING GOODS, ETC	6 718	7 601	2 679	659 FLOOR COVERINGS ETC	1 018	1 111	396
895 OFFICE SUPPLIES NES	4 798	14 251	5 039	661 CEMENT ETC BUILDING PROD	38 145	4 465	1 556
896 WORKS OF ART ETC	146	809	274	662 CLAY, REFRACTORY BLDG PRD	54 127	7 630	2 709
897 GOLD, SILVER WARE, JEWELRY	103	26 496	9 430	663 OTH NONMETAL MINERAL MFS	20 074	5 690	1 979
898 MUSICAL INSTRUMENTS, PTS	990	9 621	3 428	664 GLASS	8 312	2 732	948
899 OTHER MANUFACTURED GOODS	5 854	10 920	3 869	665 GLASSWARE	1 287	1 551	541
941 ZOO ANIMALS, PETS	96	279	97	666 POTTERY	502	1 159	410
951 WAR FIREARMS, AMMUNITION	983	6 332	2 187	667 PEARL, PREC-, SEMI-P STONE		183	66
971 GOLD, NON MONETARY NES	33	112 114	40 577	672 IRON, STL PRIMARY FORMS	156 541	11 182	3 911
972 GOLD COIN		110	38	673 IRON AND STEEL SHAPES	2 316	528	182
KUWAIT							
IMPORTS							
282 IRON AND STEEL SCRAP	1 704	286	105	681 SILVER, PLATINUM, ETC	42	601	209
288 NONFERR METAL SCRAP NES	25 254	9 010	3 220	682 COPPER EXC CEMENT COPPER	15 438	7 589	2 706
291 CRUDE ANIMAL MTRIALS NES	225	382	136	684 ALUMINIUM	5 777	6 072	2 115
333 CRUDE PETROLEUM	2 576 138	146 793	52 705	685 LEAD	2 142	479	177
334 PETROLEUM PRODUCTS, REFIN	9 872 258	702 657	245 860	687 TIN	30	123	45
515 ORG-INORG COMPOUNDS ETC	7 057	1 529	553	691 STRUCTURES AND PARTS NES	32 449	24 265	8 452
714 ENGINES & MOTORS NES	38	6 002	2 056	692 METAL TANKS, BOXES, ETC	6 579	4 819	1 690
716 ROTATING ELECTRIC PLANT	4	652	228	693 WIRE PRODUCTS NON ELECTR	2 838	1 023	364
741 HEATING, COOLING EQUIPMNT	1	90	32	694 STL, COPPR NAILS, NUTS, ETC	1 738	2 107	742
742 PUMPS FOR LIQUIDS ETC	6	466	165	695 TOOLS	2 828	6 010	2 133
743 PUMPS NES, CENTRIFUGES ETC	3	294	103	696 CUTLERY	560	3 354	1 179
749 NONELEC MACH PTS, ACC NES	17	836	290	697 BASE MTL HOUSEHOLD EQUIP	2 845	3 921	1 399
764 TELECOM EQPT, PTS, ACC NES		598	213	699 OTHER METAL MANUFACTURES	8 481	9 733	3 439
772 SWITCHGEAR ETC & PTS NES	12	358	131	700 INDUSTRIAL PLANT, CHAP 84	44	4 356	1 404
781 PASS MOTOR VEH EXC BUSES	187	214	74	703 INDUSTRIAL PLANT, CHAP 85	8 955	26 430	8 783
782 LORRIES, SPCL MTR VEH NES	150	200	65	711 STEAM BOILERS & AUX PLNT	5 442	6 077	2 172
792 AIRCRAFT	14	1 457	507	712 STEAM ENGINES, TURBINES	998	5 720	1 960
874 MEASURING, CONTROLING INSTR	8	4 156	1 400	713 INTRNL COMBUS PISTN ENGN	1 049	5 631	1 996
EXPORTS							
001 LIVE ANIMALS	24 153	6 179	2 146	714 ENGINES & MOTORS NES	50	6 535	2 207
011 MEAT FRESH, CHILLD, FROZEN	8 207	3 479	1 185	716 ROTATING ELECTRIC PLANT	1 589	4 973	1 716
014 MEAT PREPD, PRSVD, NES ETC	1 110	966	341	718 OTH POWER GENERATG MACHY	33	291	102
022 MILK AND CREAM	70 686	18 294	6 443	721 AGRIC MACHY, EXC TRACTORS	1 512	3 775	1 352
023 BUTTER	1 451	697	231	722 TRACTORS NON-ROAD	203	387	129
024 CHEESE AND CURD	25 667	13 438	4 703	723 CIVIL ENGINEER EQUIP ETC	5 617	6 567	2 313
037 FISH ETC PREPD PRSVD NES	56	263	92	724 TEXTILE, LEATHER MACHNRY	336	2 018	738
043 BARLEY UNMILLED	23 964	853	311	725 PAPER ETC MILL MACHINERY	578	1 869	674
048 CEREAL ETC PREPARATIONS	7 086	5 432	1 915	726 PRINTG, BKBDNG MACHY, PTS	1 156	5 549	1 892
054 VEG ETC FRSH, SMLPY PRSVD	581	108	35	727 FOOD MACHRY NON-DOMESTIC	2 662	6 686	2 396
056 VEGTBLES ETC PRSVD, PREPD	297	132	46	728 OTH MACHY FOR SPCL INDUS	19 555	25 657	8 981
058 FRUIT PRESERVED, PREPARED	3 284	1 035	368	736 MACHINE TOOLS FOR METAL	1 495	3 404	1 201
061 SUGAR AND HONEY	160 745	12 264	4 503	737 METALWORKING MACHNRY NES	659	692	251
062 SUGAR PREPS NON-COCOA	2 657	1 394	486	741 HEATING, COOLING EQUIPMNT	8 325	15 920	5 605
071 COFFEE AND SUBSTITUTES	402	668	237	742 PUMPS FOR LIQUIDS ETC	3 317	11 368	4 021
073 CHOCOLATE AND PRODUCTS	4 884	3 454	1 179	743 PUMPS NES, CENTRIFUGES ETC	3 002	8 975	3 195
081 FEEDING STUFF FOR ANIMLS	12 471	1 047	373	744 MECHANICAL HANDLING EQU	15 810	21 955	7 645
098 EDIBLE PRODUCTS, PREPS NES	4 015	3 463	1 197	745 NONELEC MACHY, TOOLS NES	4 474	10 405	3 647
122 TOBACCO MFRS	182	550	192	749 NONELEC MACH PTS, ACC NES	10 654	26 225	9 218
233 RUBBER SYNTHETIC, RECLAIMD	723	177	57	751 OFFICE MACHINES	441	4 314	1 530
246 WOOD SHAPE	1 819	248	88	752 AUTOMTIC DATA PROC EQUIP	378	8 623	3 058
273 STONE SAND AND GRAVEL	2 041	194	65	759 OFFICE & ADP MCH PTS, ACC	78	1 798	639
278 OTHER CRUDE MINERALS	2 520	193	69	761 TELEVISION RECEIVERS	239	860	306
291 CRUDE ANIMAL MTRIALS NES	77	96	35	762 RADIO BROADCAST RECEIVRS	20	495	174
292 CRUDE VEG MATERIALS NES	35	134	46	763 SOUND RECORDRS, PHONOGRPH	23	2 121	740
322 COAL, LIGNITE PEAT	2 609	92	32	764 TELECOM EQPT PTS, ACC NES	1 337	52 704	18 197
334 PETROLEUM PRODUCTS REFIN	10 905	2 473	873	771 ELECTRIC POWER MACHY NES	12 598	11 802	3 907
335 RESIDUAL PETRLM PROD NES	1 573	233	80	772 SWITCHGEAR ETC & PTS NES	24 148	71 130	25 337
423 FIXED VEG OILS, SOFT	1 482	404	144	773 ELECTR DISTRIBUTING MACH	30 708	36 330	12 635
424 FIXED VEG OIL NONSOFT	3 082	940	326	774 ELECTRO-MEDCL, XRAY EQUIP	220	5 643	2 011
431 PROCESD ANML VEG OIL, ETC	669	161	56	775 HOUSEHOLD TYPE EQUIP NES	9 744	18 571	6 492
511 HYDROCARBONS NES, DERIVS	2 869	886	313	776 TRANSISTORS, VALVES, ETC	11	617	220
512 ALCOHOLS, PHENOLS ETC	7 382	1 764	653	781 ELECTRICAL MACHINERY NES	5 946	9 687	3 423
513 ORGANIC ACIDS, ETC	6 981	2 391	842	781 PASS MOTOR VEH EXC BUSES	66 148	190 281	67 265
514 NITROGEN-FUNCTN COMPOUNDS	10 647	4 630	1 584	782 LORRIES, SPCL MTR VEH NES	50 995	64 155	22 674
				783 ROAD MOTOR VEHICLES NES	14 482	25 666	9 016
				784 MOTOR VEHCL PTS, ACC NES	19 575	40 739	14 286
				785 MOTOR & OTHER CYCLES ETC	58	201	69

7 IMPORTS AND EXPORTS (SPECIAL TRADE) BY COUNTRIES OF PRODUCTION AND CONSUMPTION AND BY GROUPS OF THE SITC-REV. II 1984

GROUP DESCRIPTION	DT * 100 KG	1 000 DM	1 000 \$	GROUP DESCRIPTION	DT * 100 KG	1 000 DM	1 000 \$
514 NITROGEN-FUNCTN COMPOUNDS	2 511	795	281	899 OTHER MANUFACTURED GOODS	327	711	249
515 ORG-INORG COMPOUNDS ETC	366	167	56				
516 OTHER ORGANIC CHEMICALS	8 110	1 347	483	ARAB EMIRAT			
522 INORG ELEMNTS,OXIDES,ETC	1 865	177	63				
523 OTHR INORGANIC CHEMICALS	10 638	800	304	IMPORTS	11 261 693	785 466	280 736
533 PIGMENTS,PAINTS,ETC	681	350	124				
541 MEDICINAL ETC PRODUCTS	604	3 443	1 210	288 NONFERR METAL SCRAP NES	14 794	3 819	1 364
551 ESSENTL OIL,PERFUME,ETC	12	156	56	289 PREC METAL ORE,WASTE NES			
553 PERFUMERY,COSMETICS,ETC	1 455	1 896	674	291 CRUDE ANIMAL MTRIALS NES	126	1 081	385
554 SOAPS,CLEANING ETC PREPS	848	403	140	333 CRUDE PETROLEUM	11 181 108	720 006	257 410
582 PROD OF CONDENSATION ETC	2 168	701	252	598 MISC CHEMICAL PRODS NES	1 527	158	57
583 PROD OF POLYMERIZING ETC	3 612	1 356	480	651 TEXTILE YARN AND THREAD	367	257	99
591 PESTICIDES,DISINFECTANTS	95	125	43	659 FLOOR COVERINGS ETC	2	113	40
592 STARCH,INULIN,GLUTEN,ETC	1 123	426	154	681 SILVER,PLATINUM,ETC	95	7 819	2 910
598 MISC CHEMICAL PRODS NES	3 017	1 509	520	714 ENGINES & MOTORS NES	444	4 684	1 629
621 MATERIALS OF RUBBER	203	255	90	716 ROTATING ELECTRIC PLANT	255	295	104
625 RUBBER TYRES,TUBES	2 070	1 332	466	728 OTH MACHY FOR SPCL INDUS	65	232	85
628 RUBBER ARTICLES NES	86	255	90	742 PUMPS FOR LIQUIDS ETC	136	878	307
635 WOOD MANUFACTURES NES	166	128	45	749 NONELEC MACH PTS,ACC NES	46	167	60
641 PAPER AND PAPERBOARD	2 783	847	287	764 TELECOM EQPT,PTS,ACC NES	1	140	45
642 ARTICLES OF PAPER ETC	3 126	1 772	610	781 PASS MOTOR VEH EXC BUSES	302	510	183
651 TEXTILE YARN AND THREAD	42	114	40	792 AIRCRAFT	68	6 239	2 141
652 COTTON FABRICS,WOVEN	41	220	80	793 SHIPS AND BOATS	54 608	1 182	430
653 WOVN MAN-MADE FIB FABRIC	106	442	151	846 UNDERWEAR KNITTED	68	162	62
655 KNIT ETC FABRICS	74	281	97	874 MEASURING,CONTROLLNG INSTR	7	224	79
657 SPECIAL TEXTILE ETC PROD	180	433	153	894 TOYS,SPORTING GOODS,ETC	313	889	321
658 TEXTILE ARTICLES NES	78	393	137	971 GOLD,NON MONETARY NES			
659 FLOOR COVERINGS ETC	36	145	48				
661 CEMENT ETC BUILDING PROD	40 164	870	303	EXPORTS	1 842 110	1 221 186	430 287
662 CLAY,REFRACTORY BLDG PRD	21 666	2 584	914				
663 OTH NONMETAL MINERAL MFS	2 644	886	314	001 LIVE ANIMALS	1 437	631	214
664 GLASS	2 749	445	161	011 MEAT FRESH,CHILLD,FROZEN	11 402	6 551	2 311
665 GLASSWARE	205	174	58	014 MEAT PREPD,PRSRVD,NES ETC	115	113	37
666 POTTERY	69	147	53	022 MILK AND CREAM	11 808	1 843	653
673 IRON AND STEEL SHAPES	3 939	911	335	024 CHEESE AND CURD	9 271	5 487	1 945
674 IRN,STL UNIV,PLATE,SHEET	1 998	269	92	025 EGGS,BIRDS,FRESH,PRSRVD	727	427	147
678 IRON,STL TUBES,PIPES,ETC	42 080	4 730	1 639	047 OTHER CEREAL MEALS,FLOUR	1 398	103	38
682 COPPER EXC CEMENT COPPER	89	117	39	048 CEREAL ETC PREPARATIONS	9 291	5 878	2 086
684 ALUMINIUM	657	1 083	391	056 VEGTBLES ETC PRSRVD,PREPD	207	171	58
691 STRUCTURES AND PARTS NES	2 213	1 652	576	058 FRUIT PRESERVED,PREPARED	891	602	216
692 METAL TANKS,BOXES,ETC	625	283	103	061 SUGAR AND HONEY	62 186	3 141	1 104
693 WIRE PRODUCTS NON ELECTR	144	125	43	062 SUGAR PREPS NON-COCOA	2 485	1 315	460
694 STL,COPPR NAILS,NUTS,ETC	313	193	64	071 COFFEE AND SUBSTITUTES	391	540	188
695 TOOLS	497	1 217	423	073 CHOCOLATE AND PRODUCTS	3 733	3 269	1 120
696 CUTLERY	70	570	201	081 FEEDING STUFF FOR ANIMLS	4 709	635	217
697 BASE MTL HOUSEHOLD EQUIP	407	876	309	091 MARGARINE AND SHORTENING	8 503	2 468	900
699 OTHER METAL MANUFACTURES	688	845	293	098 EDIBLE PRODCTS,PREPS NES	5 454	5 131	1 820
712 STEAM ENGINES,TURBINES	5	118	39	111 NON-ALCOHL BEVERAGES NES	3 051	410	146
713 INTRNL COMBUS PISTN ENGN	456	6 045	2 234	112 ALCOHOLIC BEVERAGES	13 004	2 262	782
714 ENGINES & MOTORS NES	430	4 939	1 716	122 TOBACCO MFRS	81	176	62
716 ROTATING ELECTRIC PLANT	124	407	141	233 RUBBER,SYNTHTIC,RECLAIMD	1 143	212	75
723 CIVIL ENGINEERG EQUIP ETC	1 600	3 680	1 286	248 WOOD SHAPED	1 093	156	56
724 TEXTILE,LEATHER MACHNRY	24	120	44	273 STONE,SAND AND GRAVEL	4 018	100	38
726 PRINTG,BKBDNG MACHY,PTS	8	139	47	278 OTHER CRUDE MINERALS	11 133	297	99
728 OTH MACHY FOR SPCL INDUS	455	2 679	944	291 CRUDE ANIMAL MTRIALS NES	18	136	45
736 MACHINE TOOLS FOR METAL	69	163	54	292 CRUDE VEG MATERIALS NES	342	414	156
741 HEATING,COOLING EQUIPMNT	660	1 432	515	322 COAL,LIGNITE,PEAT	2 023	92	32
742 PUMPS FOR LIQUIDS ETC	329	2 750	945	334 PETROLEUM PRODUCTS,REFIN	6 860	1 324	470
743 PUMPS NES,CENTRFUGES ETC	221	2 438	854	335 RESIDUAL PETRLM PROD NES	2 193	293	103
744 MECHANICAL HANDLING EQU	344	721	247	423 FIXED VEG OILS,SOFT	8 700	1 742	573
745 NONELEC MACHY,TOOLS NES	484	2 245	789	424 FIXED VEG OIL NONSOFT	724	301	112
749 NONELEC MACH PTS,ACC NES	682	3 189	1 095	431 PROCESD ANML VEG OIL,ETC	747	233	79
751 OFFICE MACHINES	41	182	63	511 HYDROCARBONS NES,DERIVS	12 159	2 475	876
752 AUTOMTIC DATA PROC EQUIP	35	618	223	512 ALCOHOLS,PHENOLS,ETC	4 484	562	202
759 OFFICE & ADP MCH PTS,ACC	2	514	185	513 ORGANIC ACIDS,ETC	1 972	778	272
761 TELEVISION RECEIVERS	110	435	156	514 NITROGEN-FUNCTN COMPOUNDS	5 089	1 757	656
762 RADIO BROADCAST RECEIVRS	12	151	52	515 ORG-INORG COMPOUNDS ETC	153	201	72
763 SOUND RECORDRS,PHONOGRPH	17	1 312	477	516 OTHER ORGANIC CHEMICALS	1 067	700	241
764 TELECOM EQPT,PTS,ACC NES	181	7 756	2 944	522 INORG ELEMNTS,OXIDES,ETC	10 851	1 940	682
771 ELECTRIC POWER MACHY NES	112	232	79	523 OTHR INORGANIC CHEMICALS	59 782	4 674	1 631
772 SWITCHGEAR ETC & PTS NES	197	1 028	357	531 SYNT DYE,NAT INDGO,LAKES	250	508	183
773 ELECTR DISTRIBUTING MACH	79	104	36	533 PIGMENTS,PAINTS,ETC	11 047	4 957	1 756
774 ELECTRO-MEDCL,XRAY EQUIP	21	450	160	541 MEDICINAL ETC PRODUCTS	2 727	8 942	3 172
775 HOUSEHOLD TYPE EQUIP NES	784	1 717	609	551 ESSENTL OIL,PERFUME,ETC	32	170	61
776 ELECTRICAL MACHINERY NES	921	2 637	936	553 PERFUMERY,COSMETICS,ETC	11 046	11 450	4 049
781 PASS MOTOR VEH EXC BUSES	22 812	80 373	27 783	554 SOAPS CLEANING ETC PREPS	12 202	4 620	1 639
782 LORRIES,SPCL MTR VEH NES	3 327	4 072	1 435	562 FERTILIZERS MANUFACTURED	16 243	906	320
783 ROAD MOTOR VEHICLES NES	5 638	8 234	2 934	572 EXPLOSIVES,PYROTECH PROD	170	615	222
784 MOTOR VEHCL PTS,ACC NES	2 636	8 908	3 154	582 PROD OF CONDENSATION ETC	33 443	13 793	4 833
785 MOTOR & OTHER CYCLES ETC	253	1 141	400	583 PROD OF POLYMERIZING ETC	120 489	24 661	8 715
786 VEH NES NONMOTR,TRAILERS	798	740	264	584 CELLULOSE DERIVATIVES ETC	983	910	327
812 PLUMBG,HEATNG,LGHTNG EQU	869	3 197	1 115	591 PESTICIDES,DISINFECTANTS	1 470	2 144	753
821 FURNITURE	7 490	3 971	1 390	592 STARCH,INULIN,GLUTEN,ETC	8 159	2 102	764
831 TRAVEL GOODS,HANDBAGS	59	524	182	598 MISC CHEMICAL PRODS NES	28 262	7 684	2 750
842 MENS OUTERWEAR NOT KNIT	14	379	136	621 MATERIALS OF RUBBER	1 335	1 318	462
843 WOMENS OUTERWEAR NONKNIT	39	1 046	371	625 RUBBER TYRES,TUBES	5 228	3 941	1 411
844 UNDERWEAR NOT KNIT	3	93	33	628 RUBBER ARTICLES NES	781	1 823	637
845 OUTERWEAR KNIT NONELASTC	50	920	325	634 VENEERS,PLYWOOD,ETC	4 249	427	150
846 UNDERWEAR KNITTED	31	509	176	635 WOOD MANUFACTURES NES	3 159	3 168	1 112
847 TXTL CLTHNG ACCESRY NES		91	35	641 PAPER AND PAPERBOARD	10 563	2 634	915
848 HEADGEAR NONTXL CLOTHNG	72	379	143	642 ARTICLES OF PAPER ETC	60 369	26 426	9 430
851 FOOTWEAR	113	1 072	381	651 TEXTILE YARN AND THREAD	128	590	210
871 OPTICAL INSTRUMENTS	4	343	121	652 COTTON FABRICS,WOVEN	615	2 631	944
872 MEDICAL INSTRUMENTS NES	32	374	123	653 WOVN MAN-MADE FIB FABRIC	905	4 719	1 619
874 MEASURING,CONTROLLNG INSTR	124	2 577	901	654 OTH WOVEN TEXTILE FABRIC	267	598	214
881 PHOTO APPAP & EQUIPT NES	61	962	343	655 KNIT ETC FABRICS	380	1 170	415
882 PHOTO,CINEMA SUPPLIES	830	917	327	656 LACE,RIBBONS,TULLE,ETC	67	249	85
884 OPTICAL GOODS NES	1	418	149	657 SPECIAL TEXTILE ETC PROD	805	1 105	380
885 WATCHES AND CLOCKS	62	9 533	3 261	658 TEXTILE ARTICLES NES	410	1 294	457
892 PRINTED MATTER	229	350	121	659 FLOOR COVERINGS ETC	531	4 305	1 581
893 ARTICLES OF PLASTIC NES	3 057	3 380	1 195	661 CEMENT ETC BUILDING PROD	173 811	3 768	1 317
894 TOYS,SPORTING GOODS,ETC	135	337	116	662 CLAY,REFRACTORY BLDG PRD	83 881	9 259	3 303
895 OFFICE SUPPLIES NES	228	839	296	663 OTH NONMETAL MINERAL MFS	28 557	5 377	1 887
897 GOLD,SILVER WARE,JEWELRY	2	13 282	4 455	664 GLASS	7 353	2 954	1 044
898 MUSICAL INSTRUMENTS,PTS	7	82	32	665 GLASSWARE	2 001	1 625	565

7 IMPORTS AND EXPORTS (SPECIAL TRADE) BY COUNTRIES OF PRODUCTION AND CONSUMPTION AND BY GROUPS OF THE SITC-REV. II 1984

GROUP DESCRIPTION	DT = 100 KG	1 000 DM	1 000 \$	GROUP DESCRIPTION	DT = 100 KG	1 000 DM	1 000 \$
666 POTTERY	481	1 503	522	OMAN			
667 PEARL,PREC.,SEMI-P STONE	1	1 100	401				
671 PIG IRON ETC	1 002	122	43	IMPORTS	778 695	59 208	20 887
673 IRON AND STEEL SHAPES	61 135	5 164	1 738				
674 IRN, STL UNIV, PLATE, SHEET	114 931	11 279	4 144	287 BASE METAL ORES, CONC NES	9 960	389	134
675 IRON, STEEL HOOP, STRIP	5 338	1 086	384	333 CRUDE PETROLEUM	743 738	46 414	16 301
677 IRN, STL WIRE EXCL W ROD	3 921	470	167	682 COPPER EXC CEMENT COPPER	24 150	9 448	3 410
678 IRON, STL TUBES, PIPES, ETC	224 771	37 380	12 941	781 PASS MOTOR VEH EXC BUSES	43	222	80
679 IRN, STL CASTINGS UNWORKE	468	113	40	874 MEASURNG, CONTROLNG INSTR		97	32
681 SILVER, PLATINUM, ETC	26	933	311				
682 COPPER EXC CEMENT COPPER	11 248	7 573	2 792	EXPORTS	1 219 754	607 727	213 875
683 NICKEL	111	377	135				
684 ALUMINIUM	2 088	2 182	763	001 LIVE ANIMALS	1 385	619	213
686 ZINC	1 655	543	191	022 MILK AND CREAM	13 821	2 409	870
691 STRUCTURES AND PARTS NES	47 754	34 656	12 348	024 CHEESE AND CURD	2 351	1 495	525
692 METAL TANKS, BOXES, ETC	39 908	5 015	1 723	048 CEREAL ETC PREPARATIONS	3 399	2 797	1 004
693 WIRE PRODUCTS NON ELECTR	6 523	2 190	788	058 FRUIT PRESERVED, PREPARED	405	438	155
694 STL, COPPR NAILS, NUTS, ETC	811	899	319	061 SUGAR AND HONEY	4 869	330	116
695 TOOLS	3 346	9 613	3 373	062 SUGAR PREPS NON-COCOA	257	150	51
696 CUTLERY	2 441	8 166	2 945	071 COFFEE AND SUBSTITUTES	324	370	130
697 BASE MTL HOUSEHOLD EQUIP	5 331	5 395	1 913	073 CHOCOLATE AND PRODUCTS	887	701	239
699 OTHER METAL MANUFACTURES	9 261	11 151	3 955	075 SPICES	30	161	60
700 INDUSTRIAL PLANT, CHAP 84	4 821	13 174	4 760	098 EDIBLE PRODCTS, PREPS NES	2 799	2 882	1 024
703 INDUSTRIAL PLANT, CHAP 85	3 180	9 666	3 540	111 NON-ALCOHL BEVERAGES NES	908	159	54
711 STEAM BOILERS & AUX PLNT	21 895	52 960	18 460	112 ALCOHOLIC BEVERAGES	1 196	315	114
712 STEAM ENGINES, TURBINES	194	5 721	2 086	247 OTH WOOD ROUGH, SQUARED	2 017	280	100
713 INTRNL COMBUS PISTN ENGN	2 936	16 492	5 812	334 PETROLEUM PRODUCTS, REFIN	1 368	434	147
714 ENGINES & MOTORS NES	60	3 718	1 326	424 FIXED VEG OIL NONSOFT	633	268	98
716 ROTATING ELECTRIC PLANT	4 591	13 877	5 039	511 HYDROCARBONS NES, DERIVS	1 043	268	92
718 OTH POWER GENERATG MACHY	429	2 174	769	513 ORGANIC ACIDS, ETC	1 342	299	105
721 AGRIC MACHY, EXC TRACTORS	3 200	4 187	1 542	514 NITROGEN-FUNCTN COMPOUNDS	1 431	561	189
722 TRACTORS NON-ROAD	369	418	145	515 ORG-INORG COMPOUNDS ETC	2 408	456	162
723 CIVIL ENGINEERG EQUIP ETC	9 728	17 868	6 230	516 OTHER ORGANIC CHEMICALS	499	166	57
724 TEXTILE, LEATHER MACHNRY	431	982	341	522 INORG ELEMNTS, OXIDES, ETC	1 733	443	153
725 PAPER ETC MILL MACHINERY	111	491	175	523 OTHR INORGANIC CHEMICALS	2 945	223	79
726 PRINTG, BKBINDG MACHY, PTS	1 648	6 253	2 205	533 PIGMENTS, PAINTS, ETC	1 992	667	229
727 FOOD MACHRY NON-DOMESTIC	309	1 220	437	541 MEDICINAL ETC PRODUCTS	967	3 398	1 202
728 OTH MACHRY FOR SPCL INDUS	15 200	25 982	9 134	553 PERFUMERY, COSMETICS, ETC	1 723	1 934	694
736 MACHINE TOOLS FOR METAL	3 573	9 443	3 333	554 SOAPS, CLEANING ETC PREPS	5 944	1 784	622
737 METALWORKING MACHNRY NES	99	473	166	562 FERTILIZERS MANUFACTURED	61 109	6 058	2 111
741 HEATING, COOLING EQUIPMNT	6 724	23 387	8 559	572 EXPLOSIVES, PYROTECH PROD	47	370	122
742 PUMPS FOR LIQUIDS ETC	3 487	16 825	5 782	582 PROD OF CONDENSATION ETC	6 174	1 835	644
743 PUMPS NES, CENTRIFUGES ETC	4 551	10 863	3 833	583 PROD OF POLYMERIZING ETC	18 878	7 858	2 776
744 MECHANICAL HANDLING EQU	7 374	11 192	3 918	591 PESTICIDES, DISINFECTANTS	306	279	98
745 NONELEC MACHY, TOOLS NES	9 683	19 098	6 734	592 STARCH, TNULIN, GLUTEN, ETC	280	188	65
749 NONELEC MACH PTS, ACC NES	9 326	27 081	9 547	598 MISC CHEMICAL PRODS NES	4 056	636	218
751 OFFICE MACHINES	361	1 644	577	605 INDUSTRIAL PLANT, CHAP 73	12 326	3 664	1 250
752 AUTOMTIC DATA PROC EQUIP	226	3 563	1 243	621 MATERIALS OF RUBBER	585	642	226
759 OFFICE & ADP MCH PTS, ACC	64	1 357	477	625 RUBBER TYRES, TUBES	3 616	2 366	838
761 TELEVISION RECEIVERS	1 087	3 791	1 339	628 RUBBER ARTICLES NES	366	521	178
762 RADIO BROADCAST RECEIVRS	177	1 257	451	635 WOOD MANUFACTURES NES	3 520	1 436	512
763 SOUND RECORDRS, PHONOGRPH	61	699	247	641 PAPER AND PAPERBOARD	4 970	1 397	483
764 TELECOM EQPT, PTS, ACC NES	3 401	21 845	7 817	642 ARTICLES OF PAPER ETC	11 728	5 331	1 903
771 ELECTRIC POWER MACHY NES	1 173	2 724	968	681 TEXTILE YARN AND THREAD	34	113	37
772 SWITCHGEAR ETC & PTS NES	12 400	40 556	14 089	682 COTTON FABRICS, WOVEN	75	341	122
773 ELECTR DISTRIBUTING MACH	6 852	5 211	1 869	683 WOVN MAN-MADE FIB FABRIC	103	283	101
774 ELECTRO-MEDCL, XRAY EQUIP	526	10 114	3 598	684 OTH WOVEN TEXTILE FABRIC	123	120	41
775 HOUSEHOLD TYPE EQUIP NES	6 403	14 115	5 028	687 SPECIAL TEXTILE ETC PROD	763	3 981	1 428
776 TRANSISTORS, VALVES, ETC	1	373	128	688 TEXTILE ARTICLES NES	89	239	85
778 ELECTRICAL MACHINERY NES	6 750	10 619	3 721	661 CEMENT ETC BUILDING PROD	301 403	7 048	2 466
781 PASS MOTOR VEH EXC BUSES	46 016	145 166	50 998	662 CLAY, REFRACTORY BLDG PROD	7 525	1 377	480
782 LORRIES, SPCL MTR VEH NES	32 201	34 221	12 139	663 OTH NONMETAL MINERAL MFS	1 287	597	210
783 ROAD MOTOR VEHICLES NES	8 725	12 596	4 287	664 GLASS	6 859	986	353
784 MOTOR VEHL PTS, ACC NES	18 121	39 434	13 756	665 GLASSWARE	139	152	49
786 VEH NES NONMOTR, TRAILERS	8 297	6 404	2 180	666 POTTERY	31	143	47
792 AIRCRAFT	59	2 359	824	673 IRON AND STEEL SHAPES	4 144	437	146
793 SHIPS AND BOATS	6 239	573	192	674 IRN, STL UNIV, PLATE, SHEET	2 220	264	95
801 INDUSTRIAL PLANT, CHAP 90	132	7 396	2 617	678 IRON, STL TUBES, PIPES, ETC	428 815	55 028	18 720
812 PLUMB, HEATNG, LGHTNG EQU	7 771	17 351	6 110	682 COPPER EXC CEMENT COPPER	89	175	-61
821 FURNITURE	53 411	21 331	7 567	684 ALUMINIUM	234	440	152
831 TRAVEL GOODS, HANDBAGS	151	891	312	691 STRUCTURES AND PARTS NES	27 345	12 785	4 603
842 MENS OUTERWEAR NOT KNIT	272	3 294	1 166	692 METAL TANKS, BOXES, ETC	1 421	1 039	384
843 WOMENS OUTERWEAR NONKNIT	147	2 848	1 002	693 WIRE PRODUCTS NON ELECTR	1 195	448	156
844 UNDERWEAR NOT KNIT	42	542	190	694 STL COPPR NAILS, NUTS, ETC	993	500	183
845 UNDERWEAR KNIT NONELASTC	105	1 649	580	695 TOOLS	1 241	2 598	921
846 UNDERWEAR KNITTED	103	1 469	513	696 CUTLERY	96	586	208
847 TXTL CLTHNG ACCESSRYS NES	23	232	85	697 BASE MTL HOUSEHOLD EQUIP	515	751	266
848 HEADGEAR, NONTXTL CLOTHNG	151	3 743	1 376	699 OTHER METAL MANUFACTURES	1 849	2 530	881
851 FOOTWEAR	446	2 678	938	700 INDUSTRIAL PLANT, CHAP 84	968	4 259	1 570
871 OPTICAL INSTRUMENTS	76	1 286	453	703 INDUSTRIAL PLANT, CHAP 85	1 441	1 815	643
872 MEDICAL INSTRUMENTS NES	339	3 729	1 311	711 STEAM BOILERS & AUX PLNT	17	444	154
873 METERS & COUNTERS NES	188	893	317	712 STEAM ENGINES, TURBINES	34	470	167
874 MEASURNG, CONTROLNG INSTR	807	9 951	3 509	713 INTRNL COMBUS PISTN ENGN	672	4 231	1 491
881 PHOTO APPAR & EQUIPT NES	236	2 673	944	716 ROTATING ELECTRIC PLANT	8 535	24 602	8 893
882 PHOTO, CINEMA SUPPLIES	3 647	5 603	1 965	721 AGRIC MACHY, EXC TRACTORS	61	122	42
884 OPTICAL GOODS NES	17	2 055	718	722 TRACTORS NON-ROAD	118	207	69
885 WATCHES AND CLOCKS	774	10 271	3 628	723 CIVIL ENGINEERG EQUIP ETC	7 622	12 203	4 271
892 PRINTED MATTER	833	1 559	551	724 TEXTILE, LEATHER MACHNRY	79	262	95
893 ARTICLES OF PLASTIC NES	20 077	15 206	5 365	726 PRINTG, BKBINDG MACHY, PTS	413	2 299	776
894 TOYS, SPORTNG GOODS, ETC	2 490	6 928	2 425	727 FOOD MACHRY NON-DOMESTIC	38	136	49
895 OFFICE SUPPLIES NES	1 053	3 177	1 119	728 OTH MACHY FOR SPCL INDUS	14 535	16 584	5 894
896 WORKS OF ART ETC	6	191	71	736 MACHINE TOOLS FOR METAL	969	1 585	564
897 GOLD SILVER WARE, JEWELRY	6	13 482	4 702	737 METALWORKING MACHNRY NES	31	126	44
898 MUSICAL INSTRUMENTS, PTS	414	2 240	788	741 HEATING, COOLING EQUIPMNT	2 418	4 201	1 438
899 OTHER MANUFACTURED GOODS	1 703	2 260	792	742 PUMPS FOR LIQUIDS ETC	1 209	4 261	1 471
941 ZOO ANIMALS, PETS	14	175	60	743 PUMPS NES, CENTRIFUGES ETC	1 915	3 508	1 243
951 WAR FIREARMS, AMMUNITION	128	1 052	369	744 MECHANICAL HANDLING EQU	7 548	9 111	3 241
961 COIN NONGOLD, NONCURRENT	143	226	83	745 NONELEC MACHY, TOOLS NES	956	3 424	1 208
971 GOLD, NON MONETARY NES	10	33 751	11 337	749 NONELEC MACH PTS, ACC NES	2 378	5 186	1 821
				751 OFFICE MACHINES	300	1 834	634
				752 AUTOMTIC DATA PROC EQUIP	102	2 193	786
				759 OFFICE & ADP MCH PTS, ACC	16	386	135
				761 TELEVISION RECEIVERS	341	1 238	440
				762 RADIO BROADCAST RECEIVRS	17	176	66
				764 TELECOM EQPT, PTS, ACC NES	7 471	83 903	29 723

7 IMPORTS AND EXPORTS (SPECIAL TRADE) BY COUNTRIES OF PRODUCTION AND CONSUMPTION AND BY GROUPS OF THE SITC-REV. II 1984

GROUP DESCRIPTION	DT * 100 KG	1 000 DM	1 000 \$	GROUP DESCRIPTION	DT * 100 KG	1 000 DM	1 000 \$
771 ELECTRIC POWER MACHY NES	1 929	2 068	711	692 METAL TANKS,BOXES,ETC	1 386	571	219
772 SWITCHGEAR ETC & PTS NES	2 378	10 342	3 705	695 TOOLS	868	968	344
773 ELECTR DISTRIBUTING MACH	20 629	19 805	6 994	696 CUTLERY	31	144	49
774 ELECTRO-MEDCL,XRAY EQUIP	163	3 628	1 256	697 BASE MTL HOUSEHOLD EQUIP	677	554	189
775 HOUSEHOLD TYPE EQUIP NES	1 799	2 887	1 030	699 OTHER METAL MANUFACTURES	520	614	205
776 TRANSISTORS,VALVES,ETC	58	1 034	363	703 INDUSTRIAL PLANT,CHAP 85	57	446	162
778 ELECTRICAL MACHINERY NES	4 980	10 735	3 834	711 STEAM BOILERS & AUX PLNT	67	93	34
781 PASS MOTOR VEH EXC BUSES	15 085	44 905	15 684	713 INTRNL COMBUS PISTN ENGN	1 344	2 071	727
782 LORRIES,SPCL MTR VEH NES	52 936	60 083	21 045	714 ENGINES & MOTORS NES	2	540	187
783 ROAD MOTOR VEHICLES NES	13 562	12 944	4 657	716 ROTATING ELECTRIC PLANT	1 978	8 075	2 830
784 MOTOR VEHCL PTS,ACC NES	7 678	17 687	6 187	718 OTH POWER GENERATG MACHY		96	36
785 MOTOR & OTHER CYCLES ETC	57	261	84	721 AGRIC MACHY,EXC TRACTORS	288	954	347
786 VEH NES NONMOTR,TRAILERS	8 926	5 762	2 006	722 TRACTORS NON-ROAD	3 161	3 559	1 255
792 AIRCRAFT	67	15 964	5 835	723 CIVIL ENGINEERG EQUIP ETC	3 990	4 314	1 563
801 INDUSTRIAL PLANT,CHAP 90	7	112	36	725 PAPER ETC MILL MACHINERY	64	140	47
802 INDUSTRIAL PLANT,CHAP 94	198	113	37	726 PRINTG,BKBINDG MACHY,PTS	1 792	6 422	2 356
812 PLUMBG,HEATING,LGHTNG EQU	2 649	8 449	2 977	727 FOOD MACHRY NON-DOMESTIC	371	1 002	358
821 FURNITURE	19 647	9 999	3 496	728 OTH MACHY FOR SPCL INDUS	2 619	5 914	2 083
831 TRAVEL GOODS,HANDBAGS	23	141	47	736 MACHINE TOOLS FOR METAL	1 069	3 867	1 341
842 MENS OUTERWEAR NOT KNIT	29	257	89	741 HEATING,COOLING EQUIPMNT	2 584	4 685	1 644
843 WOMENS OUTERWEAR NONKNIT	13	233	80	742 PUMPS FOR LIQUIDS ETC	122	323	114
845 OUTERWEAR KNIT NONELASTC	12	142	50	743 PUMPS NES,CENTRFUGES ETC	91	479	167
846 UNDERWEAR KNITTED	16	183	62	744 MECHANICAL HANDLING EQU	743	2 213	773
851 FOOTWEAR	184	923	339	745 NONELEC MACHY,TOOLS NES	1 412	6 723	2 409
872 MEDICAL INSTRUMENTS NES	40	396	135	749 NONELEC MACH PTS,ACC NES	126	586	203
873 METERS & COUNTERS NES	172	408	138	751 OFFICE MACHINES	23	179	57
874 MEASURNG,CONTROLLNG INSTR	229	4 329	1 535	764 TELECOM EQPT,PTS,ACC NES	62	1 377	490
881 PHOTO APPAR & EQUIPT NES	19	404	143	771 ELECTRIC POWER MACHY NES	412	361	134
882 PHOTO,CINEMA SUPPLIES	679	1 164	420	772 SWITCHGEAR ETC & PTS NES	813	2 470	839
884 OPTICAL GOODS NES	3	437	154	773 ELECTR DISTRIBUTING MACH	880	570	211
885 WATCHES AND CLOCKS	256	1 404	498	774 ELECTRO-MEDCL,XRAY EQUIP	61	918	315
892 PRINTED MATTER	103	261	84	775 HOUSEHOLD TYPE EQUIP NES	31	127	40
893 ARTICLES OF PLASTIC NES	2 147	2 529	879	778 ELECTRICAL MACHINERY NES	1 387	1 172	411
894 TOYS,SPORTING GOODS,ETC	118	301	101	781 PASS MOTOR VEH EXC BUSES	2 143	5 987	2 051
895 OFFICE SUPPLIES NES	241	901	314	782 LORRIES,SPCL MTR VEH NES	8 900	13 405	4 668
897 GOLD,SILVER WARE,JEWELRY		2 578	937	783 ROAD MOTOR VEHICLES NES	488	842	272
898 MUSICAL INSTRUMENTS,PTS	59	1 741	568	784 MOTOR VEHCL PTS,ACC NES	498	1 685	584
899 OTHER MANUFACTURED GOODS	152	330	112	785 MOTOR & OTHER CYCLES ETC	189	2 001	670
951 WAR FIREARMS,AMMUNITION	10	90	33	786 VEH NES NONMOTR,TRAILERS	3 315	1 427	481
				792 AIRCRAFT	14	381	131
				812 PLUMBG,HEATING,LGHTNG EQU	413	757	269
				821 FURNITURE	1 405	2 271	758
				842 MENS OUTERWEAR NOT KNIT	37	504	167
				843 WOMENS OUTERWEAR NONKNIT	10	202	60
				846 UNDERWEAR KNITTED	32	150	53
				848 HEADGEAR,NONTXTL CLOTHNG	51	97	34
				851 FOOTWEAR	78	328	113
				871 OPTICAL INSTRUMENTS	7	267	94
				872 MEDICAL INSTRUMENTS NES	53	652	222
				874 MEASURNG,CONTPOING INSTR	83	3 124	1 091
				882 PHOTO,CINEMA SUPPLIES	188	299	99
				892 PRINTED MATTER	337	2 040	698
				893 ARTICLES OF PLASTIC NES	1 019	740	262
				895 OFFICE SUPPLIES NES	63	212	74
				898 MUSICAL INSTRUMENTS,PTS	7	87	30
				899 OTHER MANUFACTURED GOODS	334	1 086	374
NORTH YEMEN				SOUTH YEMEN			
IMPORTS				IMPORTS			
263 COTTON	1 010	512	187	263 COTTON	5 843	3 824	1 363
714 ENGINES & MOTORS NES	4	278	97	292 CRUDE VEG MATERIALS NES	957	884	310
716 ROTATING ELECTRIC PLANT	1	103	35	334 PETROLEUM PRODUCTS,REFIN	541 746	39 847	13 935
742 PUMPS FOR LIQUIDS ETC		252	89	EXPORTS			
749 NONELEC MACH PTS,ACC NES		91	30	023 BUTTER	400	216	71
764 TELECOM EQPT,PTS,ACC NES	1	287	102	046 WHEAT ETC MEAL OR FLOUR	292 665	14 780	5 131
792 AIRCRAFT	34	2 487	848	048 CEREAL ETC PREPARATIONS	1 836	309	109
874 MEASURNG,CONTROLLNG INSTR		758	271	061 SUGAR AND HONEY	9 860	719	252
EXPORTS				061 FEEDING STUFF FOR ANIMLS	12 754	650	233
001 LIVE ANIMALS	1 343	1 708	602	098 EDIBLE PRODCTS,PREPS NES	317	139	52
011 MEAT FRESH,CHILTD,FROZEN	2 484	612	226	112 ALCOHOLIC BEVERAGES	6 258	1 111	387
022 MILK AND CREAM	42 698	8 484	2 997	267 OTHER MAN-MADE FIBRES	1 491	1 219	429
023 BUTTER	7 610	4 437	1 569	33 CRUDE VEG MATERIALS NES	43	134	48
024 CHEESE AND CURD	251	175	63	334 PETROLEUM PRODUCTS,REFIN	612	94	36
025 EGGS,BIRDS,FRESH,PRSRVD	998	384	138	513 ORGANIC ACIDS,ETC	607	259	93
046 WHEAT ETC MEAL OR FLOUR	525 745	26 308	9 268	522 INORG ELEMNTS,OXIDES,ETC	4 311	673	237
048 CEREAL ETC PREPARATIONS	682	428	158	523 OTHR INORGANIC CHEMICALS	588	87	33
061 SUGAR AND HONEY	175 703	11 609	4 022	531 SYNT DYE,NAT INDGO,LAKES	202	578	194
081 FEEDING STUFF FOR ANIMLS	3 362	278	95	533 PIGMENTS,PAINTS,ETC	1 549	279	95
098 EDIBLE PRODCTS,PREPS NES	1 064	1 263	439	541 MEDICINAL ETC PRODUCTS	680	4 918	1 703
112 ALCOHOLIC BEVERAGES	76	429	149	551 ESSENTL OIL,PERFUME,ETC	8	128	45
248 WOOD SHAPED	689	88	31	554 SOAPS,CLEANING ETC PREPS	288	148	54
266 SYNTHETIC FIBRE TO SPIN	4 984	1 368	487	572 EXPLOSIVES,PYROTECH PROD	3 649	1 255	439
292 CRUDE VEG MATERIALS NES	173	363	122	582 PROD OF CONDENSATION ETC	87	85	31
334 PETROLEUM PRODUCTS,REFIN	3 814	906	318	592 STARCH,INULIN,GLUTEN ETC	2 900	471	166
335 RESIDUAL PETRLM PROD NES	3 345	1 518	561	598 MISC CHEMICAL PRODS NES	554	199	70
511 HYDROCARBONS NES,DERIVS	1 297	192	67	634 VENEERS,PLYWOOD,ETC	514	212	72
513 ORGANIC ACIDS,ETC	140	141	48	641 PAPER AND PAPERBOARD	2 064	618	203
514 NITROGEN-FUNCT COMPOUNDS	4 100	1 700	635	642 ARTICLES OF PAPER ETC	1 212	521	184
516 OTHER ORGANIC CHEMICALS	41	99	33	658 TEXTILE ARTICLES NES	341	270	90
522 INORG ELEMNTS,OXIDES,ETC	4 431	687	246	662 CLAY,REFRACTORY BLDG PRD	3 674	277	94
523 OTHR INORGANIC CHEMICALS	2 386	280	99	674 IRN,STL UNIV,PLATE,SHEET	2 972	795	292
531 SYNT DYE,NAT INDGO,LAKES	368	1 327	467	678 IRDN,STL TUBES,PIPES,ETC	83	130	43
533 PIGMENTS,PAINTS,ETC	3 522	1 340	463	691 STRUCTURES AND PARTS NES	1 211	1 291	464
541 MEDICINAL ETC PRODUCTS	2 885	16 840	5 911	695 TOOLS	82	319	115
551 ESSENTL OIL,PERFUME,ETC	409	1 371	497	696 CUTLERY	20	132	46
553 PERFUMERY,COSMETICS,ETC	3 255	2 294	818	697 BASE MTL HOUSEHOLD EQUIP	290	589	211
554 SOAPS,CLEANING ETC PREPS	2 251	833	294	699 OTHER METAL MANUFACTURES	261	218	78
572 EXPLOSIVES,PYROTECH PROD	15 217	5 806	2 035	711 STEAM BOILERS & AUX PLNT	176	219	80
582 PROD OF CONDENSATION ETC	8 001	1 593	595	713 INTRNL COMBUS PISTN ENGN	903	3 009	1 006
583 PROD OF POLYMERIZING ETC	16 597	5 358	1 877	716 ROTATING ELECTRIC PLANT	2 699	7 435	2 703
591 PESTICIDES,DISINFECTANTS	1 313	1 595	549	723 CIVIL ENGINEERG EQUIP ETC	441	784	269
592 STARCH,INULIN GLUTEN,ETC	19 048	2 213	779				
598 MISC CHEMICAL PRODS NES	2 677	698	239				
625 RUBBER TYRES,TUBES	139	106	37				
628 RUBBER ARTICLES NES	90	183	66				
635 WOOD MANUFACTURES NES	1 594	887	326				
641 PAPER AND PAPERBOARD	4 053	880	308				
642 ARTICLES OF PAPER ETC	10 137	4 389	1 463				
657 SPECIAL TEXTILE ETC PROD	202	286	101				
658 TEXTILE ARTICLES NES	15	88	31				
662 CLAY,REFRACTORY BLDG PRD	2 176	231	83				
673 IRON AND STEEL SHAPES	3 766	501	169				
674 IRN,STL UNIV,PLATE,SHEET	10 190	2 025	674				
677 IRN,STL WIRE EXCL W ROD	2 579	383	132				
678 IRON,STL TUBES,PIPES,ETC	320	109	34				
679 IRN,STL CASTINGS UNWORKE	934	167	63				
684 ALUMINIUM	1 370	2 737	943				
691 STRUCTURES AND PARTS NES	6 765	3 407	1 225				

7 IMPORTS AND EXPORTS (SPECIAL TRADE) BY COUNTRIES OF PRODUCTION AND CONSUMPTION AND BY GROUPS OF THE SITC-REV. II 1984

GROUP DESCRIPTION	DT * 100 KG	1 000 DM	1 000 \$	GROUP DESCRIPTION	DT * 100 KG	1 000 DM	1 000 \$
727 FOOD MACHRY NON-DOMESTIC	78	457	162	743 PUMPS NES, CENTRIFUGES ETC	30	309	108
728 OTH MACHY FOR SPCL INDUS	252	1 560	538	745 NONELEC MACHY, TOOLS NES	616	797	275
736 MACHINE TOOLS FOR METAL	485	2 180	769	749 NONELEC MACH PTS, ACC NES	226	742	265
741 HEATING, COOLING EQUIPMNT	1 831	2 296	839	751 OFFICE MACHINES	16	105	37
742 PUMPS FOR LIQUIDS ETC	9	265	96	763 SOUND RECORDRS, PHONOGRPH	9	1 129	435
743 PUMPS NES, CENTRIFUGES ETC	483	1 233	441	764 TELECOM EQPT, PTS, ACC NES	6	725	255
744 MECHANICAL HANDLING EQU	90	197	69	772 SWITCHGEAR ETC & PTS NES	1 169	790	274
745 NONELEC MACHY, TOOLS NES	153	1 174	393	773 ELECTR DISTRIBUTING MACH	1 661	787	277
749 NONELEC MACH PTS, ACC NES	37	223	80	775 HOUSEHOLD TYPE EQUIP NES	251	248	84
751 OFFICE MACHINES	30	140	48	776 TRANSISTORS VALVES, ETC	2	240	84
764 TELECOM EQPT, PTS, ACC NES	7	176	61	778 ELECTRICAL MACHINERY NES	425	1 692	598
771 ELECTRIC POWER MACHY NES	104	380	130	781 PASS MOTOR VEH EXC BUSES	2 141	2 084	761
772 SWITCHGEAR ETC & PTS NES	713	1 411	503	782 LORRIES, SPCL MTR VEH NES	64 802	6 407	2 301
773 ELECTR DISTRIBUTING MACH	127	285	99	783 ROAD MOTOR VEHICLES NES	5 914	667	235
778 ELECTRICAL MACHINERY NES	75	183	60	784 MOTOR VEHCL PTS, ACC NES	30 052	2 663	942
781 PASS MOTOR VEH EXC BUSES	505	1 113	381	786 VEH NES NONMOTR, TRAILERS	2 656	318	116
782 LORRIES, SPCL MTR VEH NES	440	320	114	792 AIRCRAFT	7	224	78
784 MOTOR VEHCL PTS, ACC NES	106	370	131	812 PLUMBGG, HEATNG, LGHTNG EQU	3 097	4 406	1 596
821 FURNITURE	585	694	238	842 MENS OUTERWEAR NOT KNIT	37	94	33
871 OPTICAL INSTRUMENTS	24	336	117	843 WOMENS OUTERWEAR NONKNIT	45	207	73
874 MEASURNG, CONTROLNG INSTR	103	628	225	851 FOOTWEAR	135	737	257
881 PHOTO APPAR & EQUIPT NES	21	203	78	872 MEDICAL INSTRUMENTS NES	71	560	196
882 PHOTO, CINEMA SUPPLIES	93	176	63	874 MEASURNG, CONTROLNG INSTR	9	1 263	458
892 PRINTED MATTER	204	387	134	882 PHOTO, CINEMA SUPPLIES	289	441	151
893 ARTICLES OF PLASTIC NES	466	226	81	885 WATCHES AND CLOCKS	40	137	50
894 TOYS, SPORTING GOODS, ETC	157	264	92	893 ARTICLES OF PLASTIC NES	543	527	191
				895 OFFICE SUPPLIES NES	55	209	70
				897 GOLD, SILVER WARE, JEWELRY	10	128	45
				899 OTHER MANUFACTURED GOODS	218	435	157
AFGHANISTAN				951 WAR FIREARMS, AMMUNITION	24	164	61
IMPORTS	47 803	94 471	33 160				
054 VEG ETC FRSH, SPLY PRSVD	1 147	383	131	PAKISTAN			
057 FRUIT, NUTS, FRESH, DRIED	6 004	1 496	521				
212 FUR SKINS UNDRESSED	1 263	19 956	6 800	IMPORTS	607 054	411 106	145 217
223 SEEDS FOR OTH FIXED OILS	2 376	340	117				
263 COTTON	22 073	10 701	3 846	034 FISH FRESH, CHILLED, FROZN	748	531	186
268 WOOL(EXC TOPS), ANML HAIR	5	122	43	036 SHELL FISH FRESH, FROZEN	38	140	47
291 CRUDE ANIMAL MTRIALS NES	848	5 170	1 841	056 VEGTBLES ETC PRSVD, PREPD	21	385	137
292 CRUDE VEG MATERIALS NES	4 361	1 576	565	057 FRUIT, NUTS, FRESH, DRIED	420	114	40
613 FUR SKINS TANNED, DRESSED	12	255	96	061 SUGAR AND HONEY	360 206	6 807	2 283
658 TEXTILE ARTICLES NES	1 698	841	294	075 SPICES	704	203	73
659 FLOOR COVERINGS ETC	7 378	47 011	16 568	081 FEEDING STUFF FOR ANIMLS	16 777	1 406	520
667 PEARL, PREC-, SEMI-P STONE	157	1 722	607	212 FUR SKINS UNDRESSED	84	1 006	366
714 ENGINES & MOTORS NES	87	1 470	529	223 SEEDS FOR OTH FIXED OILS	11 584	1 732	622
764 TELECOM EQPT, PTS, ACC NES		176	63	263 COTTON	35 398	13 239	4 766
792 AIRCRAFT	26	885	298	268 WOOL(EXC TOPS), ANML HAIR	4 376	1 754	610
831 TRAVEL GOODS, HANDBAGS	37	102	37	288 NONFERR METAL SCRAP NES	7 166	2 826	1 002
843 WOMENS OUTERWEAR NONKNIT	140	512	187	289 PREC METAL ORE, WASTE NES		208	76
845 OUTERWEAR KNIT NONELASTC	51	158	56	291 CRUDE ANIMAL MTRIALS NES	8 253	4 751	1 673
848 HEADGEAR, NONTXTL CLOTHING	23	212	71	292 CRUDE VEG MATERIALS NES	26 158	5 707	2 016
874 MEASURNG, CONTROLNG INSTR	1	708	258	611 LEATHER	1 250	7 091	2 519
897 GOLD, SILVER WARE, JEWELRY	2	83	30	612 LEATHER ETC MANUFACTURES	95	380	126
				613 FUR SKINS TANNED, DRESSED	42	136	50
EXPORTS	197 516	64 668	22 806	651 TEXTILE YARN AND THREAD	13 596	10 314	3 663
061 SUGAR AND HONEY	1 884	210	72	652 COTTON FABRICS, WOVEN	30 056	29 849	10 622
062 SUGAR PREPS NON-COCOA	312	225	80	656 LACE, RIBBONS, TULLE, ETC	7	340	121
233 RUBBER, SYNTHETIC, RECLAIMD	4 730	255	91	658 TEXTILE ARTICLES NES	26 228	27 328	9 610
269 WASTE OF TEXTILE FABRICS	24 166	3 174	1 116	659 FLOOR COVERINGS ETC	16 597	147 016	51 946
334 PETROLEUM PRODUCTS, REFIN	3 519	866	306	661 CEMENT ETC BUILDING PROD	627	380	131
335 RESIDUAL PETRLM PROD NES	654	130	46	667 PEARL, PREC-, SEMI-P STONE	267	2 203	779
512 ALCOHOLS, PHENOLS, ETC	1 196	207	76	695 TOOLS	56	317	110
515 ORG-INORG COMPOUNDS ETC	153	1 360	483	696 CUTLERY	260	853	304
516 OTHER ORGANIC CHEMICALS	41	101	38	697 BASE MTL HOUSEHOLD EQUIP	56	132	44
522 INORG ELEMNTS, OXIDES, ETC	565	98	34	714 ENGINES & MOTORS NES	14	346	123
523 OTHR INORGANIC CHEMICALS	766	109	39	743 PUMPS NES, CENTRIFUGES ETC	14	106	39
531 SYNT DYE, NAT INDGO, LAKES	588	1 203	425	762 RADIO BROADCAST RECEIVRS	20	89	31
532 DYES NES, TANNING PRODS	1 707	467	164	792 AIRCRAFT	51	4 093	1 428
533 PIGMENTS, PAINTS, ETC	491	308	109	812 PLUMBGG, HEATNG LGHTNG EQU	60	100	35
541 MEDICINAL ETC PRODUCTS	1 605	3 784	1 320	821 FURNITURE	105	113	36
553 PERFUMERY, COSMETICS, ETC	2 169	1 922	666	831 TRAVEL GOODS, HANDBAGS	2 408	2 425	853
554 SOAPS, CLEANING ETC PREPS	1 787	548	192	842 MENS OUTERWEAR NOT KNIT	1 977	5 917	2 056
582 PROD OF CONDENSATION ETC	1 715	474	161	843 WOMENS OUTERWEAR NONKNIT	4 641	11 217	3 983
583 PROD OF POLYMERIZING ETC	8 135	2 824	1 003	844 UNDERWEAR NOT KNIT	1 654	3 621	1 276
598 MISC CHEMICAL PROD NES	3 543	792	280	845 OUTERWEAR KNIT NONELASTC	3 357	6 931	2 427
612 LEATHER ETC MANUFACTURES	1 041	590	206	846 UNDERWEAR KNITTED	4 921	9 586	3 409
625 RUBBER TYRES, TUBES	321	119	42	847 TXTL CLTHNG ACCESRY NES	4 077	5 812	2 051
641 PAPER AND PAPERBOARD	710	167	60	848 HEADGEAR, NONTXTL CLOTHING	7 613	51 209	18 048
642 ARTICLES OF PAPER ETC	869	386	137	851 FOOTWEAR	5 553	8 467	3 032
651 TEXTILE YARN AND THREAD	155	233	78	872 MEDICAL INSTRUMENTS NES	1 004	10 405	3 676
653 WOVN MAN-MADE FIB FABRIC	78	406	145	874 MEASURNG, CONTROLNG INSTR	98	750	256
655 KNIT ETC FABRICS	63	121	43	894 TOYS, SPORTING GOODS, ETC	5 546	16 131	5 711
662 CLAY, REFRACTORY BLDG PRD	1 695	168	57	896 WORKS OF ART ETC	14	163	57
663 OTH NONMETAL MINERAL MFS	169	249	89	898 MUSICAL INSTRUMENTS PTS	25	95	32
664 GLASS	858	245	82	899 OTHER MANUFACTURED GOODS	44	120	41
665 GLASSWARE	511	531	186	EXPORTS	3 685 743	908 423	320 714
672 IRON, STL PRIMARY FORMS	5 718	437	145	001 LIVE ANIMALS	256	2 400	846
674 IRN, STL UNIV, PLATE, SHEET	1 279	206	70	022 MILK AND CREAM	6 146	1 524	537
675 IRON, STEEL HOOP, STRIP	2 824	202	73	041 WHEAT ETC UNMILLED	254 893	13 179	4 361
684 ALUMINIUM	93	175	61	048 CEREAL ETC PREPARATIONS	430	162	56
692 METAL TANKS, BOXES, ETC	55	151	52	061 SUGAR AND HONEY	61 272	4 663	1 661
694 STL, COPPR NAILS, NUTS, ETC	386	181	66	075 SPICES	106	421	159
695 TOOLS	150	222	78	081 FEEDING STUFF FOR ANIMLS	2 263	579	206
697 BASE MTL HOUSEHOLD EQUIP	1 522	979	343	098 EDIBLE PRODCTS, PREPS NES	130	106	37
699 OTHER METAL MANUFACTURES	255	393	139	233 RUBBER SYNTHETIC, RECLAIMD	25 426	5 644	2 010
711 STEAM BOILERS & AUX PLNT	66	237	79	266 SYNTHETIC FIBRE TO SPIN	7 968	3 274	1 159
713 INTRNL COMBUS PISTN ENGN	2 150	850	310	267 OTHER MAN-MADE FIBRES	3 386	1 352	490
714 ENGINES & MOTORS NES	38	3 301	1 092	269 WASTE OF TEXTILE FABRICS	34 929	5 093	1 784
716 ROTATING ELECTRIC PLANT	136	327	112	274 SULPHUR ETC	1 650	108	36
718 OTH POWER GENERATG MACHY	110	578	201	278 OTHER CRUDE MINERALS	4 370	481	172
724 TEXTILE, LEATHER MACHNRY	541	2 013	691	282 IRON AND STEEL SCRAP	8 130	247	84
726 PRINTG BKBINDG MACHY, PTS	180	196	68	287 BASE METAL ORES, CONC NES	3 518	616	220
728 OTH MACHY FOR SPCL INDUS	138	524	178	288 NONFERR METAL SCRAP NES	27 934	3 369	1 185
741 HEATING, COOLING EQUIPMNT	113	221	78	292 CRUDE VEG MATERIALS NES	534	585	210
742 PUMPS FOR LIQUIDS ETC	141	419	149				

7 IMPORTS AND EXPORTS (SPECIAL TRADE) BY COUNTRIES OF PRODUCTION AND CONSUMPTION AND BY GROUPS OF THE SITC-REV. II 1984

GROUP DESCRIPTION	DT * 100 KG	1 000 DM	1 000 \$	GROUP DESCRIPTION	DT * 100 KG	1 000 DM	1 000 \$
334 PETROLEUM PRODUCTS, REFIN	13 324	3 893	1 383	776 TRANSISTORS VALVES, ETC	8	886	308
335 RESIDUAL PETRLM PROD NES	2 550	501	176	778 ELECTRICAL MACHINERY NES	6 299	8 726	3 046
424 FIXED VEG OIL NONSOFT	349	115	41	781 PASS MOTOR VEH EXC BUSES	3 921	13 396	4 698
431 PROCESS ANML VEG OIL, ETC	1 891	648	228	782 LORRIES, SPLCL MTR VEH NES	12 288	24 348	8 828
511 HYDROCARBONS NES, DERIVS	7 547	1 800	640	784 MOTOR VEHCL PTS, ACC NES	6 336	9 478	3 373
512 ALCOHOLS, PHENOLS, ETC	18 045	3 152	1 100	786 VEH NES NONMOTR, TRAILERS	900	300	102
513 ORGANIC ACIDS, ETC	65 243	12 736	4 426	791 RAILWAY VEHICLES	553	1 104	403
514 NITROGEN-FUNCTN COMPOUNDS	14 753	10 312	3 676	792 AIRCRAFT	20	3 662	1 306
515 ORG-INORG COMPOUNDS ETC	2 779	15 769	5 577	793 SHIPS AND BOATS	1 359 706	31 938	11 489
516 OTHER ORGANIC CHEMICALS	5 953	1 694	602	801 INDUSTRIAL PLANT, CHAP 90	132	1 476	523
522 INORG ELEMNTS, OXIDES, ETC	33 025	5 809	2 050	812 PLUMBGB, HEATING, LGHTNG EQU	203	554	198
523 OTHR INORGANIC CHEMICALS	33 812	6 351	2 189	821 FURNITURE	792	2 554	902
531 SYNT DYE, NAT INDGO, LAKES	6 858	13 882	4 893	871 OPTICAL INSTRUMENTS	26	696	242
532 DYES NES, TANNING PRODS	40 104	8 430	2 989	872 MEDICAL INSTRUMENTS NES	1 536	10 372	3 639
533 PIGMENTS, PAINTS, ETC	12 020	6 338	2 232	873 METERS & COUNTERS NES	52	561	197
541 MEDICINAL ETC PRODUCTS	7 484	39 027	13 786	874 MEASURING, CONTROLLNG INSTR	943	13 643	4 865
551 ESSENTL OIL, PERFUME, ETC	400	1 476	518	881 PHOTO APPAR & EQUIPT NES	311	2 932	1 026
553 PERFUMERY, COSMETICS, ETC	121	254	87	882 PHOTO, CINEMA SUPPLIES	6 972	9 979	3 489
554 SOAPS, CLEANING ETC PREPS	14 656	3 924	1 408	884 OPTICAL GOODS NES	36	402	136
562 FERTILIZERS MANUFACTURED	86 518	4 601	1 595	885 WATCHES AND CLOCKS	32	190	65
562 PROD OF CONDENSATION ETC	11 497	6 004	2 109	892 PRINTED MATTER	489	2 593	918
583 PROD OF POLYMERIZING ETC	55 471	16 019	5 648	893 ARTICLES OF PLASTIC NES	786	992	345
584 CELLULOSE DERIVATIVES ETC	2 967	2 176	772	894 TOYS, SPORTING GOODS, ETC	254	586	202
585 PLASTIC MATERIALS NES	403	288	106	895 OFFICE SUPPLIES NES	961	2 106	744
591 PESTICIDES, DISINFECTANTS	15 641	22 207	8 058	897 GOLD, SILVER WARE, JEWELRY	4	1 408	1 440
592 STARCH, INULIN, GLUTEN, ETC	2 718	1 189	422	898 MUSICAL INSTRUMENTS, PTS	63	459	159
598 MISC CHEMICAL PRODS NES	34 380	12 482	4 439	899 OTHER MANUFACTURED GOODS	181	1 198	426
605 INDUSTRIAL PLANT, CHAP 73	1 650	4 544	1 582	951 WAR FIREARMS, AMMUNITION	92	1 437	506
607 INDUSTRIAL PLANT, CHAP 82	44	528	175				
611 LEATHER	167	216	77	INDIA			
612 LEATHER ETC MANUFACTURES	359	667	239				
621 MATERIALS OF RUBBER	2 350	2 098	718	IMPORTS	4 130 087	1 421 717	503 704
625 RUBBER TYRES, TUBES	1 473	468	171				
628 RUBBER ARTICLES NES	405	1 246	446	011 MEAT FRESH, CHILLD, FROZEN	897	846	306
634 VENEERS, PLYWOOD, ETC	991	548	197	036 SHELL FISH FRESH, FROZEN	526	1 377	500
641 PAPER AND PAPERBOARD	50 763	12 982	4 559	037 FISH ETC PREPD PRSVD NES	174	181	67
642 ARTICLES OF PAPER ETC	3 060	1 564	546	042 RICE	663	140	45
651 TEXTILE YARN AND THREAD	9 597	9 741	3 519	054 VEG ETC FRSH, SMPLY PRSVD	5 847	425	155
652 COTTON FABRICS, WOVEN	733	1 476	499	056 VEGTBLES ETC PRSVD, PREPD	3 354	1 378	484
653 WOVN MAN-MADE FIB FABRIC	115	466	174	057 FRUIT, NUTS, FRESH, DRIED	7 130	8 830	3 058
657 SPECIAL TEXTILE ETC PROD	834	2 379	849	058 FRUIT PRESERVED, PREPARED	3 508	1 331	461
658 TEXTILE ARTICLES NES	555	585	203	061 SUGAR AND HONEY	910 552	19 067	6 843
661 CEMENT ETC BUILDING PROD	15 100	356	120	071 COFFEE AND SUBSTITUTES	34 346	29 349	10 209
662 CLAY, REFRACTORY BLDG PRO	39 830	5 622	2 004	072 COCOA	5 156	3 461	1 229
663 OTH NONMETAL MINERAL MFS	9 012	4 127	1 462	074 TEA AND MATE	61 792	55 886	19 617
664 GLASS	1 147	870	304	075 SPICES	11 369	4 739	1 678
665 GLASSWARE	2 439	2 811	992	081 FEEDING STUFF FOR ANIMLS	1 397 010	49 081	17 996
666 POTTERY	198	821	296	121 TOBACCO UNMNFCTRD, REFUSE	6 253	5 212	1 844
671 PIG IRON ETC	2 650	562	205	212 FUR SKINS UNDRESSED	16	140	50
672 IRON, STL PRIMARY FORMS	103 421	7 096	2 497	222 SEEDS FOR SOFT/FIXED OIL	27 855	6 637	2 341
673 IRON AND STEEL SHAPES	60 698	7 233	2 542	223 SEEDS FOR OTH FIXED OILS	2 333	519	184
674 IRN, STL UNIV, PLATE, SHEET	776 845	52 240	18 517	248 WOOD SHAPED	1 051	657	229
675 IRON, STEEL HOOP, STRIP	51 803	5 102	1 763	263 COTTON	14 881	6 611	2 353
676 RAILWAY RAILS ETC IRN, STL	4 968	122	44	268 WOOL (EXC TOPS), ANML HAIR	57	137	45
677 IRN, STL WIRE EXCL W ROD	1 133	302	103	273 STONE, SAND AND GRAVEL	285 876	12 273	4 332
678 IRON, STL TUBES, PIPES, ETC	35 543	7 953	2 762	277 NATURAL ABRASIVES NES	871	278	103
679 IRN, STL CASTINGS UNWORKE	112	88	32	278 OTHER CRUDE MINERALS	69 551	3 809	1 338
681 SILVER, PLATINUM, ETC	18	634	223	281 IRON ORE, CONCENTRATES	10 164	162	57
682 COPPER EXC CEMENT COPPER	2 796	2 191	758	287 BASE METAL ORES, CONC NES	537 720	13 185	4 640
683 NICKEL	46	288	101	289 PREC METAL ORE, WASTE NES		560	194
684 ALUMINIUM	2 711	2 445	855	291 CRUDE ANIMAL MTRIALS NES	19 846	3 423	1 196
686 ZINC	8 107	2 309	809	292 CRUDE VEG MATERIALS NES	137 034	36 472	12 683
687 TIN	94	275	90	424 FIXED VEG OIL NONSOFT	29 342	10 551	3 701
691 STRUCTURES AND PARTS NES	466	455	164	431 PROCESS ANML VEG OIL, ETC	938	516	184
692 METAL TANKS, BOXES, ETC	381	289	101	511 HYDROCARBONS NES, DERIVS	55	94	33
693 WIRE PRODUCTS NON ELECTR	842	890	306	513 ORGANIC ACIDS, ETC	735	259	98
694 STL COPPR NAILS, NUTS, ETC	710	671	239	514 NITROGEN-FUNCTN COMPOUNDS	4 483	5 652	2 019
695 TOOLS	1 350	7 083	2 490	515 ORG-INORG COMPOUNDS ETC	933	3 296	1 166
697 BASE MTL HOUSEHOLD EQUIP	315	596	210	516 OTHER ORGANIC CHEMICALS	2 250	3 369	1 208
699 OTHER METAL MANUFACTURES	7 730	7 378	2 613	523 OTHR INORGANIC CHEMICALS	26 049	2 614	912
700 INDUSTRIAL PLANT, CHAP 84	6 273	42 708	14 739	524 RADIOACTIVE ETC MATERIAL	516	314	107
703 INDUSTRIAL PLANT, CHAP 85	646	2 355	810	531 SYNT DYE, NAT INDGO, LAKES	4 384	7 528	2 654
711 STEAM BOILERS & AUX PLNT	248	751	272	532 DYES NES, TANNING PRODS	897	354	120
712 STEAM ENGINES, TURBINES	222	2 390	840	541 MEDICINAL ETC PRODUCTS	1 257	1 631	580
713 INTRNL COMBUS PISTN ENGN	1 010	4 512	1 575	551 ESSENTL OIL, PERFUME, ETC	230	1 596	562
714 ENGINES & MOTORS NES	115	2 360	845	553 PERFUMERY, COSMETICS, ETC	142	224	79
716 ROTATING ELECTRIC PLANT	1 050	2 871	1 018	582 PROD OF CONDENSATION ETC	2 043	814	289
718 OTH POWER GENERATG MACHY	42	171	64	583 PROD OF POLYMERIZING ETC	416	95	34
721 AGRIC MACHY, EXC TRACTORS	5 336	6 676	2 340	598 MISC CHEMICAL PRODS NES	882	383	139
722 TRACTORS NON-ROAD	234	602	205	611 LEATHER	18 833	110 697	39 261
723 CIVIL ENGINEER EQUIP ETC	5 643	7 676	2 700	612 LEATHER ETC MANUFACTURES	4 973	34 813	12 258
724 TEXTILE, LEATHER MACHNRY	24 281	45 197	15 990	628 RUBBER ARTICLES NES	3 397	1 729	623
725 PAPER ETC MILL MACHINERY	1 385	3 240	1 150	634 VENEERS, PLYWOOD, ETC	1 783	2 752	975
726 PRINTG, BKBINDG MACHY, PTS	3 247	10 844	3 807	635 WOOD MANUFACTURES NES	1 462	1 694	587
727 FOOD MACHRY NON-DOMESTIC	1 958	1 858	670	642 ARTICLES OF PAPER ETC	91	231	77
728 OTH MACHY FOR SPLCL INDUS	7 481	18 798	6 680	651 TEXTILE YARN AND THREAD	47 313	17 225	6 103
736 MACHINE TOOLS FOR METAL	8 583	18 900	6 680	652 COTTON FABRICS, WOVEN	51 993	49 509	17 814
737 METALWORKING MACHNRY NES	21 462	3 382	1 227	654 OTH WOVEN TEXTILE FABRIC	8 461	25 432	8 972
741 HEATING, COOLING EQUIPMNT	5 459	13 105	4 559	656 LACE, RIBBONS, TULLE, ETC	231	967	341
742 PUMPS FOR LIQUIDS ETC	726	4 755	1 686	658 TEXTILE ARTICLES NES	17 667	21 614	7 640
743 PUMPS NES, CENTRIFUGES ETC	3 123	11 758	4 201	659 FLOOR COVERINGS ETC	108 354	333 186	117 189
744 MECHANICAL HANDLING EQU	2 927	4 834	1 673	661 CEMENT ETC BUILDING PROD	27 297	1 410	490
745 NONELEC MACHY TOOLS NES	3 299	12 490	4 412	663 OTH NONMETAL MINERAL MFS	354	1 344	473
749 NONELEC MACH PTS ACC NES	3 091	8 604	3 031	665 GLASSWARE	8 159	6 582	2 293
751 OFFICE MACHINES	170	810	282	667 PEARL PREC- SEMI-P STONE	47	59 194	20 910
752 AUTOMTIC DATA PROC EQUIP	164	2 786	942	671 PIG IRON ETC	67 341	9 572	3 497
759 OFFICE & ADP MCH PTS, ACC	7	264	96	672 IRON, STL PRIMARY FORMS	747	4 570	1 552
761 TELEVISION RECEIVERS	70	235	86	675 IRON, STEEL HOOP, STRIP	5	150	56
763 SOUND RECORDRS, PHONOGRPH	14	274	97	678 IRON, STL TUBES, PIPES, ETC	7	192	70
764 TELECOM EQPT, PTS, ACC NES	3 155	51 294	18 237	694 STL, COPPR NAILS, NUTS, ETC	1 678	423	148
771 ELECTRIC POWER MACHY NES	3 304	6 148	2 173	695 TOOLS	15 034	13 239	4 695
772 SWITCHGEAR ETC & PTS NES	4 617	21 059	7 394	696 CUTLERY	51	132	43
773 ELECTR DISTRIBUTING MACH	7 868	5 609	1 975	697 BASE MTL HOUSEHOLD EQUIP	7 558	14 977	5 187
774 ELECTRO-MEDCL, XRAY EQUIP	356	6 341	2 247	699 OTHER METAL MANUFACTURES	2 512	1 539	543
775 HOUSEHOLD TYPE EQUIP NES	1 113	2 511	867	712 STEAM ENGINES, TURBINES	27	296	110

7 IMPORTS AND EXPORTS (SPECIAL TRADE) BY COUNTRIES OF PRODUCTION AND CONSUMPTION AND BY GROUPS OF THE SITC-REV. II 1984

GROUP DESCRIPTION	DT * 100 KG	1 000 DM	1 000 \$	GROUP DESCRIPTION	DT * 100 KG	1 000 DM	1 000 \$
713 INTRNL COMBUS PISTN ENGN	1 767	2 903	1 013	651 TEXTILE YARN AND THREAD	4 862	4 786	1 672
714 ENGINES & MOTORS NES	130	1 411	501	652 COTTON FABRICS, WOVEN	49	99	33
716 ROTATING ELECTRIC PLANT	79	95	32	653 WOVN MAN-MADE FIB FABRIC	242	383	136
724 TEXTILE, LEATHER MACHNRY	82	698	241	654 OTH WOVEN TEXTILE FABRIC	63	203	70
727 FOOD MACHRY NON-DOMESTIC	145	129	47	655 KNIT ETC FABRICS	64	104	39
728 OTH MACHRY FOR SPCL INDUS	154	84	30	656 LACE, RIBBONS, TULLE, ETC	12	88	31
736 MACHINE TOOLS FOR METAL	1 926	1 328	460	657 SPECIAL TEXTILE ETC PROD	2 369	7 705	2 719
742 PUMPS FOR LIQUIDS ETC	3 695	12 546	4 366	659 FLOOR COVERINGS ETC	16	169	54
743 PUMPS NES, CENTRIFUGES ETC	38	864	310	662 CLAY, REFRACTORY BLDG PRD	16 971	4 855	1 762
744 MECHANICAL HANDLING EQU	336	130	46	663 OTH NONMETAL MINERAL MFS	7 789	9 640	3 375
745 NONELEC MACHY, TOOLS NES	182	177	63	664 GLASS	9 167	4 924	1 740
749 NONELEC MACH PTS, ACC NES	1 276	2 223	773	665 GLASSWARE	341	1 695	611
752 AUTOMATIC DATA PROC EQUIP	18	291	101	667 PEARL, PREC-, SEMI-P STONE	127	5 420	1 891
763 SOUND RECORDRS, PHONOGRPH	6	257	98	671 PIG IRON ETC	63 605	17 746	6 288
764 TELECOM EQPT, PTS, ACC NES	434	3 444	1 264	672 IRON, STL PRIMARY FORMS	239 509	16 582	5 947
771 ELECTRIC POWER MACHY NES	26	269	94	673 IRON AND STEEL SHAPES	193 457	22 106	7 805
772 SWITCHGEAR ETC & PTS NES	222	899	319	674 IRN, STL UNIV, PLATE, SHEET	3 028 640	260 591	91 747
773 ELECTR DISTRIBUTING MACH	105	268	95	675 IRON, STEEL HOOP, STRIP	80 109	11 724	4 129
776 TRANSISTORS, VALVES, ETC	56	1 107	388	676 RAILWAY RAILS ETC IRN, STL	709	93	36
778 ELECTRICAL MACHINERY NES	985	806	287	677 IRN, STL WIRE EXCL W ROD	4 909	2 632	914
784 MOTOR VEHCL PTS, ACC NES	996	989	340	678 IRON, STL TUBES, PIPES, ETC	260 524	58 508	20 319
785 MOTOR & OTHER CYCLES ETC	3 768	3 019	1 066	679 IRN, STL CASTINGS UNWORKE	2 921	1 633	584
792 AIRCRAFT	19	1 198	421	681 SILVER, PLATINUM, ETC	38	1 291	459
812 PLUMBG, HEATING, LGHTNG EQU	1 150	1 795	618	682 COPPER EXC CEMENT COPPER	66 071	27 981	9 679
821 FURNITURE	560	914	318	683 NICKEL	1 091	3 212	1 136
831 TRAVEL GOODS, HANDBAGS	4 409	20 113	7 100	684 ALUMINIUM	4 692	5 057	1 780
842 MENS OUTERWEAR NOT KNIT	5 765	21 881	7 806	685 LEAD	3 131	539	194
843 WOMENS OUTERWEAR NONKNIT	27 040	132 619	47 491	686 ZINC	4 368	1 362	494
844 UNDERWEAR NOT KNIT	8 409	41 734	14 845	687 TIN	85	403	140
845 UNDERWEAR KNIT NONELASTC	4 759	19 668	7 116	689 NON-FER BASE METALS NES	289	2 129	744
846 UNDERWEAR KNITTED	3 636	14 469	5 291	691 STRUCTURES AND PARTS NES	5 740	2 462	840
847 TXTL CLTHNG ACCESSRYS NES	3 342	12 309	4 434	692 METAL TANKS, BOXES, ETC	2 209	2 251	789
848 HEADGEAR, NONTXTL CLOTHNG	9 233	44 926	15 906	693 WIRE PRODUCTS NON ELECTR	2 058	1 195	420
851 FOOTWEAR	5 057	12 433	4 565	694 STL, COPPR NAILS, NUTS, ETC	559	1 522	526
872 MEDICAL INSTRUMENTS NES	36	318	113	695 TOOLS	2 294	8 968	3 179
874 MEASURNG, CONTROLING INSTR	50	1 242	450	699 OTHER METAL MANUFACTURES	13 324	21 539	7 577
881 PHOTO APPAR & EQUIPT NES	211	1 447	503	700 INDUSTRIAL PLANT, CHAP 84	7 692	20 394	7 355
892 PRINTED MATTER	228	573	201	703 INDUSTRIAL PLANT, CHAP 85	6 109	22 687	7 764
894 TOYS, SPORTING GOODS, ETC	5 948	10 494	3 814	711 STEAM BOILERS & AUX PLNT	2 604	7 549	2 757
895 OFFICE SUPPLIES NES	63	149	52	712 STEAM ENGINES, TURBINES	13 110	65 385	22 909
896 WORKS OF ART ETC	207	669	231	713 INTRNL COMBUS PISTN ENGN	11 517	41 123	14 636
897 GOLD, SILVER WARE, JEWELRY	354	4 589	1 623	714 ENGINES & MOTORS NES	465	3 838	1 307
898 MUSICAL INSTRUMENTS, PTS	82	166	56	716 ROTATING ELECTRIC PLANT	11 301	56 889	19 478
899 OTHER MANUFACTURED GOODS	849	2 364	830	718 OTH POWER GENERATG MACHY	1 385	4 259	1 524
941 ZOO ANIMALS, PETS	18	201	72	721 AGRIC MACHY, EXC TRACTORS	1 412	5 035	1 737
951 WAR FIREARMS, AMMUNITION	303	536	190	722 TRACTORS NON-ROAD	955	919	324
EXPORTS	11 559 955	2 621 793	922 089	723 CIVIL ENGINEERG EQUIP ETC	24 737	42 112	14 914
022 MILK AND CREAM	297 916	68 052	24 281	724 TEXTILE, LEATHER MACHNRY	24 013	76 132	26 874
023 BUTTER	2 543	2 550	907	725 PAPER ETC MILL MACHINERY	3 689	9 271	3 302
058 FRUIT PRESERVED, PREPARED	634	424	137	726 PRINTG, BKBINDG MACHY, PTS	6 060	23 945	8 275
061 SUGAR AND HONEY	5 099	593	210	727 FOOD MACHRY NON-DOMESTIC	375	1 825	650
081 FEEDING STUFF FOR ANIMLS	616	112	41	728 OTH MACHRY FOR SPCL INDUS	43 733	110 383	39 011
112 ALCOHOLIC BEVERAGES	1 545	282	99	736 MACHINE TOOLS FOR METAL	46 956	137 309	47 972
233 RUBBER, SYNTHETIC, RECLAIMD	21 725	9 208	3 264	737 METALWORKING MACHNRY NES	6 566	15 283	5 432
251 PULP AND WASTE PAPER	6 507	300	107	741 HEATING, COOLING EQUIPMNT	17 781	52 289	18 432
266 SYNTHETIC FIBRE TO SPIN	443	238	82	742 PUMPS FOR LIQUIDS ETC	5 132	34 609	12 076
267 OTHER MAN-MADE FIBRES	201	156	55	743 PUMPS NES, CENTRIFUGES ETC	18 891	60 495	21 724
269 WASTE OF TEXTILE FABRICS	17 750	1 446	510	744 MECHANICAL HANDLING EQU	14 545	27 889	9 851
274 SULPHUR ETC	1 137	244	87	745 NONELEC MACHY, TOOLS NES	6 601	19 950	6 928
277 NATURAL ABRASIVES NES	4	1 073	369	749 NONELEC MACH PTS, ACC NES	41 823	102 208	36 167
278 OTHER CRUDE MINERALS	4 004	935	323	751 OFFICE MACHINES	68	502	174
282 IRON AND STEEL SCRAP	527 066	15 419	5 512	752 AUTOMATIC DATA PROC EQUIP	247	8 805	3 123
287 BASE METAL ORES, CONC NES	4 915	1 285	455	759 OFFICE & ADP MCH PTS, ACC	145	3 594	1 257
288 NONFER METAL SCRAP NES	35 018	7 217	2 530	761 TELEVISION RECEIVERS	201	1 013	346
292 CRUDE VEG MATERIALS NES	1 500	1 272	441	762 RADIO BROADCAST RECEIVRS	15	107	34
334 PETROLEUM PRODUCTS, REFIN	27 349	8 577	3 049	763 SOUND RECORDRS, PHONOGRPH	23	697	243
335 RESIDUAL PETRLM PROD NES	112 609	13 424	4 772	764 TELECOM EQPT, PTS, ACC NES	2 744	35 323	12 112
423 FIXED VEG OILS, SOFT	296 106	61 504	21 701	771 ELECTRIC POWER MACHY NES	2 220	5 822	2 089
431 PROCESD ANML VEG OIL, ETC	5 331	1 312	477	772 SWITCHGEAR ETC & PTS NES	8 913	45 711	15 983
511 HYDROCARBONS NES, DERIVS	26 658	6 585	2 293	773 ELECTR DISTRIBUTING MACH	6 153	7 003	2 445
512 ALCOHOLS, PHENOLS, ETC	188 009	41 451	14 501	774 ELECTRO-MEDCL XRAY EQUIP	557	14 389	5 122
513 ORGANIC ACIDS, ETC	272 508	52 844	18 742	775 HOUSEHOLD TYPE EQUIP NES	126	707	244
514 NITROGEN-FNCTN COMPOUNDS	60 519	60 163	21 324	776 TRANSISTORS, VALVES, ETC	733	12 866	4 479
515 ORG-INORG COMPOUNDS ETC	25 268	38 466	13 522	778 ELECTRICAL MACHINERY NES	3 693	16 827	5 879
516 OTHER ORGANIC CHEMICALS	29 683	25 456	9 114	781 PASS MOTOR VEH EXC BUSES	4 830	14 709	5 207
522 INORG ELEMNTS, OXIDES, ETC	69 799	17 496	6 111	782 LORRIES SPCL MTR VEH NES	11 250	24 233	8 886
523 OTHR INORGANIC CHEMICALS	37 577	9 976	3 462	784 MOTOR VEHCL PTS, ACC NES	6 103	16 039	5 631
524 RADIOACTIVE ETC MATERIAL	21	143	52	785 MOTOR & OTHER CYCLES ETC	1 614	4 017	1 415
531 SYNT DYE, NAT INDGO, LAKES	3 460	10 707	3 780	786 VEH NES NONMOTR, TRAILERS	1 016	1 283	444
532 DYES NES, TANNING PRODS	23 997	4 649	1 635	791 RAILWAY VEHICLES	1 955	1 996	708
533 PIGMENTS, PAINTS, ETC	15 087	7 493	2 578	792 AIRCRAFT	102	16 101	5 329
541 MEDICINAL ETC PRODUCTS	2 311	14 570	5 138	793 SHIPS AND BOATS	1 154 324	27 902	10 205
551 ESSENTL OIL, PERFUME, ETC	426	1 162	419	801 INDUSTRIAL PLANT, CHAP 90	22	654	239
553 PERFUMERY, COSMETICS, ETC	74	807	270	812 PLUMBG, HEATING, LGHTNG EQU	651	984	339
554 SOAPS CLEANING ETC PREPS	13 228	3 682	1 287	821 FURNITURE	168	938	337
562 FERTILIZERS MANUFACTURED	3 598 174	99 620	34 328	871 OPTICAL INSTRUMENTS	134	5 816	2 069
572 EXPLOSIVES, PYROTECH PROD	40	114	41	872 MEDICAL INSTRUMENTS NES	618	11 966	4 223
582 PROD OF CONDENSATION ETC	16 553	12 826	4 481	873 METERS & COUNTERS NES	65	649	226
583 PROD OF POLYMERIZING ETC	39 923	15 050	5 210	874 MEASURNG, CONTROLING INSTR	3 979	72 096	25 370
584 CELLULOSE DERIVATIVES ETC	7 477	3 027	1 067	881 PHOTO APPAR & EQUIPT NES	611	8 432	2 979
585 PLASTIC MATERIALS NES	143	376	126	882 PHOTO, CINEMA SUPPLIES	2 633	3 652	1 295
591 PESTICIDES, DISINFECTANTS	409	656	224	884 OPTICAL GOODS NES	180	9 072	3 267
592 STARCH, INULIN, GLUTEN, ETC	390	541	191	885 WATCHES AND CLOCKS	4	497	1 581
598 MISC CHEMICAL PRODS NES	84 537	35 190	12 431	892 PRINTED MATTER	2 153	7 805	2 757
605 INDUSTRIAL PLANT, CHAP 73	2 343	1 019	337	893 ARTICLES OF PLASTIC NES	1 504	3 017	1 049
612 LEATHER ETC MANUFACTURES	90	214	77	894 TOYS, SPORTING GOODS, ETC	526	3 625	1 299
621 MATERIALS OF RUBBER	901	1 377	478	895 OFFICE SUPPLIES NES	673	1 391	497
625 RUBBER TYRES, TUBES	437	247	86	897 GOLD, SILVER WARE, JEWELRY	20	406	140
628 RUBBER ARTICLES NES	12 622	13 321	4 588	898 MUSICAL INSTRUMENTS, PTS	236	654	232
634 VENEERS, PLYWOOD, ETC	593	315	114	899 OTHER MANUFACTURED GOODS	424	2 149	750
635 WOOD MANUFACTURES NES	314	122	41	951 WAR FIREARMS, AMMUNITION	1 204	8 180	3 022
641 PAPER AND PAPERBOARD	53 957	17 276	6 088	971 GOLD, NON MONETARY NES		217	75
642 ARTICLES OF PAPER ETC	1 775	1 561	557				

7 IMPORTS AND EXPORTS (SPECIAL TRADE) BY COUNTRIES OF PRODUCTION AND CONSUMPTION AND BY GROUPS OF THE SITC-REV. II 1984

GROUP DESCRIPTION	DT * 100 KG	1 000 DM	1 000 \$	GROUP DESCRIPTION	DT * 100 KG	1 000 DM	1 000 \$
BANGLADESH				784 MOTOR VEHCL PTS,ACC NES			
IMPORTS				791 RAILWAY VEHICLES	9	191	67
011 MEAT FRESH,CHILDO,FROZEN	1 508	1 454	513	793 SHIPS AND BOATS	2 607 746	85 017	29 522
036 SHELL FISH FRESH,FROZEN	4 263	13 493	4 610	871 OPTICAL INSTRUMENTS	2	189	69
074 TEA AND MATE	3 193	2 060	744	872 MEDICAL INSTRUMENTS NES	86	747	260
081 FEEDING STUFF FOR ANIMLS	3 510	131	47	873 METERS & COUNTERS NES	5	134	45
121 TOBACCO UNMNFCTRD,REFUSE	1 052	771	287	874 MEASURING,CONTROLLING INSTR	79	1 284	450
264 JUTE,OTH TEX BAST FIBRES	41 008	6 006	2 118	881 PHOTO APPAR & EQUIPT NES	38	448	151
291 CRUDE ANIMAL MTRIALS NES	1 649	97	35	882 PHOTO,CINEMA SUPPLIES	636	720	249
611 LEATHER	1 350	6 309	2 171	884 OPTICAL GOODS NES	128	125	47
651 TEXTILE YARN AND THREAD	34 377	9 094	3 139	892 PRINTED MATTER	684	1 046	340
654 OTH WOVEN TEXTILE FABRIC	10 696	2 834	1 003	893 ARTICLES OF PLASTIC NES	93	390	133
658 TEXTILE ARTICLES NES	60 295	14 076	4 863	894 TOYS,SPORTING GOODS,ETC	108	161	56
659 FLOOR COVERINGS,ETC	682	542	195	895 OFFICE SUPPLIES NES	49	462	162
831 TRAVEL GOODS,HANDBAGS	536	526	182	898 MUSICAL INSTRUMENTS,PTS	26	239	84
842 MENS OUTERWEAR NOT KNIT	570	2 674	894	899 OTHER MANUFACTURED GOODS	176	59	
843 WOMENS OUTERWEAR NONKNIT	121	607	203	MALDIVES			
844 UNDERWEAR NOT KNIT	3 022	9 059	3 123	IMPORTS			
894 TOYS,SPORTING GOODS,ETC	53	91	32	96 316	3 447	1 153	
899 OTHER MANUFACTURED GOODS	416	323	113	037 FISH ETC PREPD PRSVD NES	798	546	182
EXPORTS				793 SHIPS AND BOATS	95 517	2 873	961
041 WHEAT ETC UNMILLED	249 397	13 757	4 901	EXPORTS			
061 SUGAR AND HONEY	403 517	22 230	7 338	21 232	2 780	972	
112 ALCOHOLIC BEVERAGES	1 421	251	88	046 WHEAT ETC MEAL OR FLOUR	19 952	1 241	429
233 RUBBER,SYNTHTIC,RECLAIMD	509	197	66	572 EXPLOSIVES,PYROTECH PROD	405	245	82
278 OTHER CRUDE MINERALS	5 644	241	85	781 PASS MOTOR VEH EXC BUSES	230	722	271
292 CRUDE VEG MATERIALS NES	217	126	47	SRI LANKA			
334 PETROLEUM PRODUCTS,REFIN	2 147	596	209	IMPORTS			
335 RESIDUAL PETRLM PROD NES	4 455	584	214	601 264	241 019	84 934	
423 FIXED VEG OILS,SOFT	6 999	1 622	604	034 FISH FRESH,CHILLED,FROZN	33	558	193
431 PROCESD ANML VEG OIL,ETC	605	141	49	057 FRUIT,NUTS,FRESH,DRIED	46 429	20 556	6 950
511 HYDROCARBONS NES,DERIVS	963	298	99	058 FRUIT PRESERVED,PREPARED	4 737	1 301	458
512 ALCOHOLS,PHENOLS,ETC	2 950	650	228	071 COFFEE AND SUBSTITUTES	10 717	7 824	2 776
513 ORGANIC ACIDS,ETC	11 977	2 583	940	072 COCOA	1 809	959	341
514 NITROGEN-FUNCTN COMPOUNDS	1 460	1 380	488	074 TEA AND MATE	30 566	27 462	9 671
515 ORG-INORG COMPOUNDS ETC	917	2 574	149	075 SPICES	3 860	2 013	704
516 OTHER ORGANIC CHEMICALS	464	421	150	098 EDIBLE PRODCTS,PREPS NES	169	492	175
522 INORG ELEMNTS,OXIDES,ETC	43 509	5 028	1 780	223 SEEDS FOR OTH FIXED OILS	4 135	676	225
523 OTHR INORGANIC CHEMICALS	7 176	1 621	565	232 NATURAL RUBBER,GUMS	59 417	18 806	6 650
531 SYNT DYE,NAT INDGO,LAKES	2 164	4 901	1 743	245 FUEL WOOD NES,CHARCOAL	2 707	181	67
532 DYES NES,TANNING PRODS	9 382	1 682	580	247 OTH WOOD ROUGH,SQUARED	373	235	79
533 PIGMENTS,PAINTS,ETC	905	460	164	248 WOOD SHAPED	955	632	221
541 MEDICINAL ETC PRODUCTS	2 659	12 827	4 497	265 VEG FIBRE,EXCL COTN JUTE	115 155	11 266	4 000
551 ESSENTL OIL,PERFUME,ETC	1 615	568	206	278 OTHER CRUDE MINERALS	1 749	569	204
554 SOAPS,CLEANING ETC PREPS	2 646	631	216	287 BASE METAL DRES,CONC NES	267 877	2 795	968
582 PROD OF CONDENSATION ETC	10 211	3 690	1 349	292 CRUDE VEG MATERIALS NES	7 066	1 146	404
583 PROD OF POLYMERIZING ETC	15 862	4 432	1 550	424 FIXED VEG OIL NONSOFT	483	124	44
584 CELLULOSE DERIVATIVES ETC	295	268	94	551 ESSENTL OIL,PERFUME,ETC	140	584	209
591 PESTICIDES,DISINFECTANTS	2 335	1 757	611	612 LEATHER ETC MANUFACTURES	1 115	480	170
592 STARCH,INULIN,GLUTEN,ETC	18 557	1 461	508	621 MATERIALS OF RUBBER	1 459	458	166
598 MISC CHEMICAL PRODS NES	3 215	1 321	462	628 RUBBER ARTICLES NES	4 617	1 426	511
628 RUBBER ARTICLES NES	40	140	50	635 WOOD MANUFACTURES NES	145	316	108
641 PAPER AND PAPERBOARD	1 203	263	89	651 TEXTILE YARN AND THREAD	1 100	1 025	373
642 ARTICLES OF PAPER ETC	829	292	107	652 COTTON FABRICS,WOVEN	168	159	57
651 TEXTILE YARN AND THREAD	46	83	30	658 TEXTILE ARTICLES NES	373	253	84
652 SPECIAL TEXTILE ETC PROD	291	524	179	659 FLOOR COVERINGS ETC	1 395	578	198
658 TEXTILE ARTICLES NES	310	561	212	666 POTTERY	574	769	273
662 CLAY,REFRACTORY BLDG PRD	141	223	76	667 PEARL,PREC-,SEMI-P STONE	16	1 969	678
663 OTH NONMETAL MINERAL MFS	81	95	33	699 OTHER METAL MANUFACTURES	30	244	88
664 GLASS	1 382	189	64	714 ENGINES & MOTORS NES	1	510	184
665 GLASSWARE	202	229	79	764 TELECOM EQPT,PTS,ACC NES	160	1 057	378
672 IRON,STL PRIMARY FORMS	54 602	3 436	1 303	785 MOTOR & OTHER CYCLES ETC	5	129	50
673 IRON AND STEEL SHAPES	513	154	55	792 AIRCRAFT	139	291	96
674 IRN,STL UNIV,PLATE,SHEET	88 548	7 512	2 667	821 FURNITURE	7 173	194	68
678 IRON,STL TUBES,PIPES,ETC	20 893	3 068	1 099	842 MENS OUTERWEAR NOT KNIT	9 166	37 463	13 063
682 COPPER EXC CEMENT COPPER	917	559	206	843 WOMENS OUTERWEAR NONKNIT	1 919	36 670	12 924
684 ALUMINIUM	656	529	192	844 UNDERWEAR NOT KNIT	378	7 602	2 662
691 STRUCTURES AND PARTS NES	131	280	73	845 OUTERWEAR KNIT NONELASTC	4 800	1 393	500
692 METAL TANKS,BOXES,ETC	254	223	84	846 UNDERWEAR KNITTED	1 955	14 210	5 051
693 WIRE PRODUCTS NON ELECTR	378	108	37	847 TXTL CLTHNG ACCESRYS NES	1 717	5 842	2 038
695 TOOLS	938	1 115	250	848 HEADGEAR,NONTXTL CLOTHNG	312	8 853	3 091
699 OTHER METAL MANUFACTURES	1 332	715	123	851 FOOTWEAR	4 124	285	103
711 STEAM BOILERS & AUX PLNT	124	341	1 046	894 TOYS,SPORTING GOODS,ETC	3	4 124	1 472
712 STEAM ENGINES,TURBINES	486	2 902	4 394	897 GOLD,SILVER WARE,JEWELRY	1 167	1 145	402
713 INTRNL COMBUS PISTN ENGN	5 973	13 135	37	899 OTHER MANUFACTURED GOODS	46	1 166	414
714 ENGINES & MOTORS NES	4	105	437	941 ZOO ANIMALS,PETS	233	81	
716 ROTATING ELECTRIC PLANT	459	1 209	56	EXPORTS			
721 AGRIC MACHY,EXC TRACTORS	118	270	2 113	022 MILK AND CREAM	1 253	336	123
722 TRACTORS NON-ROAD	144	156	518	046 WHEAT ETC MEAL OR FLOUR	109 542	7 815	2 855
724 TEXTILE,LEATHER MACHNRY	7 046	6 019	2 113	054 VEG ETC FRSH,SMPLY PRSVD	9 041	924	327
725 PAPER ETC MILL MACHINERY	203	689	800	061 SUGAR AND HONEY	9 063	629	218
726 PRINTG,BKBDNG MACHY,PTS	1 531	3 367	287	112 ALCOHOLIC BEVERAGES	2 773	443	159
727 FOOD MACHRY NON-DOMESTIC	455	1 583	31	233 RUBBER,SYNTHTIC,RECLAIMD	450	221	78
728 OTH MACHY FOR SPCL INDUS	813	2 217	120	248 WOOD SHAPED	4 410	260	94
736 MACHINE TOOLS FOR METAL	178	815	123	268 WOOL(EXC TOPS),ANML HAIR	34	157	57
737 METALWORKING MACHNRY NES	88	83	154	273 STONE,SAND AND GRAVEL	5 862	156	56
741 HEATING,COOLING EQUIPMNT	1 450	3 156	601	278 OTHER CRUDE MINERALS	44 619	1 413	490
742 PUMPS FOR LIQUIDS ETC	65	346	374	291 CRUDE ANIMAL MTRIALS NES	78	283	99
743 PUMPS NES CENTRIFUGES ETC	48	436	423	334 PETROLEUM PRODUCTS,REFIN	3 002	646	225
744 MECHANICAL HANDLING EQU	958	1 714	221	335 RESIDUAL PETRLM PROD NES	2 567	235	86
745 NONELEC MACHY,TOOLS NES	215	1 122	366	512 ALCOHOLS,PHENOLS,ETC	148	101	35
749 NONELEC MACH PTS,ACC NES	190	1 262	989	513 ORGANIC ACIDS,ETC	5 709	1 327	455
751 OFFICE MACHINES	289	640	814	514 NITROGEN-FUNCTN COMPOUNDS	1 708	1 389	490
764 TELECOM EQPT,PTS,ACC NES	877	9 666	115	515 ORG-INORG COMPOUNDS ETC	551	675	237
771 ELECTRIC POWER MACHY NES	982	2 842	335	516 OTHER ORGANIC CHEMICALS	380	232	83
772 SWITCHGEAR ETC & PTS NES	300	2 312	34	522 INORG ELEMNTS,OXIDES,ETC	56 194	5 829	2 040
773 ELECTR DISTRIBUTING MACH	186	330	270	523 OTHR INORGANIC CHEMICALS	15 044	1 067	372
774 ELECTRO-MEDCL XRAY EQUIP	35	913	442	531 SYNT DYE,NAT INDGO,LAKES	964	2 324	828
776 TRANSISTORS,VALVES ETC	1	93					
778 ELECTRICAL MACHINERY NES	1 209	3 465					
781 PASS MOTOR VEH EXC BUSES	515	1 287					

7 IMPORTS AND EXPORTS (SPECIAL TRADE) BY COUNTRIES OF PRODUCTION AND CONSUMPTION AND BY GROUPS OF THE SITC-REV. II 1984

GROUP DESCRIPTION	DT = 100 KG	1 000 DM	1 000 \$	GROUP DESCRIPTION	DT = 100 KG	1 000 DM	1 000 \$
532 DYES NES, TANNING PRODS	1 183	172	58	895 OFFICE SUPPLIES NES	134	480	162
533 PIGMENTS, PAINTS, ETC	5 231	2 099	732	898 MUSICAL INSTRUMENTS, PTS	43	140	44
541 MEDICINAL ETC PRODUCTS	1 151	3 354	1 154	899 OTHER MANUFACTURED GOODS	350	1 979	687
551 ESSENTL OIL, PERFUME, ETC	35	138	47	951 WAR FIREARMS, AMMUNITION	38	108	35
553 PERFUMERY, COSMETICS, ETC	90	122	42				
554 SOAPS, CLEANING ETC PREPS	1 129	524	186	NEPAL			
562 FERTILIZERS MANUFACTURED	176 658	6 750	2 338				
572 EXPLOSIVES, PYROTECH PROD	3 594	1 415	499	IMPORTS	9 204	56 187	19 794
582 PROD OF CONDENSATION ETC	3 225	1 172	407				
583 PROD OF POLYMERIZING ETC	27 971	7 169	2 519	611 LEATHER	839	2 448	853
591 PESTICIDES, DISINFECTANTS	7 595	4 580	1 601	635 WOOD MANUFACTURES NES	33	147	53
592 STARCH, INULIN, GLUTEN, ETC	1 123	182	62	659 FLOOR COVERINGS ETC	8 009	50 029	17 665
598 MISC CHEMICAL PRODS NES	3 444	1 315	461	697 BASE MTL HOUSEHOLD EQUIP	34	211	75
605 INDUSTRIAL PLANT, CHAP 73	12 101	5 677	1 970	714 ENGINES & MOTORS NES	92	2 421	832
611 LEATHER	108	1 644	573	842 MENS OUTERWEAR NOT KNIT	43	97	32
612 LEATHER ETC MANUFACTURES	7	123	42	843 WOMENS OUTERWEAR NONKNIT	30	97	34
628 RUBBER ARTICLES NES	302	367	126	897 GOLD, SILVER WARE, JEWELRY	10	148	52
634 VENEERS, PLYWOOD, ETC	1 497	375	132				
635 WOOD MANUFACTURES NES	420	148	51	EXPORTS	62 041	24 509	8 456
641 PAPER AND PAPERBOARD	13 772	1 653	577				
642 ARTICLES OF PAPER ETC	2 520	1 342	484	423 FIXED VEG OILS, SOFT	600	209	69
651 TEXTILE YARN AND THREAD	2 240	3 322	1 252	431 PROCESD ANML VEG OIL, ETC	500	87	31
652 COTTON FABRICS, WOVEN	3 028	8 359	2 907	511 HYDROCARBONS NES, DERIVS	348	97	34
653 WOVN MAN-MADE FIB FABRIC	878	2 584	901	514 NITROGEN-FUNCTN COMPOUNDS	238	154	53
654 OTH WOVEN TEXTILE FABRIC	99	102	36	522 INORG ELEMNTS, OXIDES, ETC	6 509	685	239
655 KNIT ETC FABRICS	131	345	124	541 MEDICINAL ETC PRODUCTS	56	147	53
656 LACE, RIBBONS, TULLE, ETC	61	345	119	562 FERTILIZERS MANUFACTURED	24 209	1 482	496
657 SPECIAL TEXTILE ETC PROD	1 552	3 016	1 082	583 PROD OF POLYMERIZING ETC	23 195	6 211	2 176
661 CEMENT ETC BUILDING PROD	13 134	175	63	678 IRON, STL TUBES, PIPES, ETC	2 142	528	182
662 CLAY, REFRACTORY BLDG PRD	9 684	1 229	415	684 ALUMINIUM	114	182	62
663 OTH NONMETAL MINERAL MFS	1 346	600	209	692 METAL TANKS, BOXES, ETC	23	100	35
665 GLASSWARE	254	423	154	695 TOOLS	59	99	34
667 PEARL, PREC-, SEMI-P STONE		136	48	714 ENGINES & MOTORS NES	65	5 264	1 797
673 IRON AND STEEL SHAPES	3 308	466	159	723 CIVIL ENGINEER EQUIP ETC	144	419	147
674 IRN, STL UNIV, PLATE, SHEET	12 359	970	341	724 TEXTILE, LEATHER MACHNRY	326	696	251
675 IRON, STEEL HOOP, STRIP	3 394	655	233	726 PRINTG, BKBINDG MACHY, PTS	7	176	59
677 IRN, STL WIRE EXCL W ROD	1 573	203	72	728 OTH MACHY FOR SPCL INDUS	98	185	63
678 IRON, STL TUBES, PIPES, ETC	1 157	431	148	743 PUMPS NES, CENTRIFUGES ETC	342	845	282
681 SILVER, PLATINUM, ETC	3	143	55	745 NONELEC MACHY, TOOLS NES	27	472	172
682 COPPER EXC CEMENT COPPER	382	301	109	749 NONELEC MACH PTS, ACC NES	21	283	102
684 ALUMINIUM	389	302	106	764 TELECOM EQPT, PTS, ACC NES	40	911	300
691 STRUCTURES AND PARTS NES	2 598	1 551	542	772 SWITCHGEAR ETC & PTS NES	81	337	121
692 METAL TANKS, BOXES, ETC	439	565	203	781 PASS MOTOR VEH EXC BUSES	94	214	74
693 WIRE PRODUCTS NON ELECTR	1 182	309	111	872 MEDICAL INSTRUMENTS NES	122	2 096	726
694 STL, COPPR NAILS, NUTS, ETC	261	146	55	874 MEASURNG, CONTROLNG INSTR	8	473	166
695 TOOLS	921	1 495	527	885 WATCHES AND CLOCKS	16	89	30
696 CUTLERY	101	447	162				
697 BASE MTL HOUSEHOLD EQUIP	202	555	204	BHUTAN			
699 OTHER METAL MANUFACTURES	1 363	922	313				
700 INDUSTRIAL PLANT, CHAP 84	294	1 832	652	IMPORTS	920	261	90
703 INDUSTRIAL PLANT, CHAP 85	262	1 881	639				
711 STEAM BOILERS & AUX PLNT	678	1 350	500	635 WOOD MANUFACTURES NES	920	260	90
712 STEAM ENGINES, TURBINES	1 081	5 721	2 104				
713 INTRNL COMBUS PISTN ENGN	275	833	298	EXPORTS	3 443	1 330	449
714 ENGINES & MOTORS NES	80	12 331	4 747				
716 ROTATING ELECTRIC PLANT	972	1 879	680	022 MILK AND CREAM	1 460	365	133
718 OTH POWER GENERATG MACHY	3 604	7 007	2 362	583 PROD OF POLYMERIZING ETC	1 946	717	231
722 TRACTORS NON-ROAD	98	88	30				
723 CIVIL ENGINEER EQUIP ETC	5 488	5 078	1 805	BURMA			
724 TEXTILE, LEATHER MACHNRY	1 085	3 472	1 236				
725 PAPER ETC MILL MACHINERY	201	486	175	IMPORTS	256 513	39 070	13 804
726 PRINTG, BKBINDG MACHY, PTS	1 088	2 214	785				
727 FOOD MACHRY NON-DOMESTIC	152	918	324	054 VEG ETC FRSH, SMPLY PRSVD	4 544	241	88
728 OTH MACHY FOR SPCL INDUS	2 392	4 680	1 682	081 FEEDING STUFF FOR ANIMLS	148 254	6 238	2 295
736 MACHINE TOOLS FOR METAL	299	839	286	247 OTH WOOD ROUGH, SQUARED	86 650	21 041	7 456
741 HEATING, COOLING EQUIPMNT	828	2 662	933	248 WOOD SHAPED	5 236	1 169	415
742 PUMPS FOR LIQUIDS ETC	344	1 484	531	251 PULP AND WASTE PAPER	5 607	732	266
743 PUMPS NES, CENTRIFUGES ETC	846	2 785	973	287 BASE METAL ORES, CONC NES	5 973	8 645	2 932
744 MECHANICAL HANDLING EQU	1 351	2 009	680	659 FLOOR COVERINGS ETC	43	230	85
745 NONELEC MACHY, TOOLS NES	2 080	6 363	2 235	667 PEARL, PREC-, SEMI-P STONE		123	46
749 NONELEC MACH PTS, ACC NES	597	1 850	644				
751 OFFICE MACHINES	50	312	107	EXPORTS	362 529	182 248	64 174
752 AUTOMTIC DATA PROC EQUIP	23	518	176				
759 OFFICE & ADP MCH PTS, ACC	8	83	30	048 CEREAL ETC PREPARATIONS	480	141	46
761 TELEVISION RECEIVERS	314	726	261	233 RUBBER, SYNTHETIC, RECLAIMD	1 803	633	212
764 TELECOM EQPT, PTS, ACC NES	1 358	9 886	3 537	263 COTTON	823	396	141
771 ELECTRIC POWER MACHY NES	1 586	603	224	267 OTHER MAN-MADE FIBRES	747	476	161
772 SWITCHGEAR ETC & PTS NES	1 437	8 090	2 937	274 SULPHUR ETC	7 890	391	138
773 ELECTR DISTRIBUTING MACH	356	310	105	334 PETROLEUM PRODUCTS, REFIN	1 131	408	137
774 ELECTRO-MEDCL, XRAY EQUIP	3	193	68	335 RESIDUAL PETRLM PROD NES	1 903	317	106
775 HOUSEHOLD TYPE EQUIP NES	307	657	226	424 FIXED VEG OIL NONSOFT	583	135	47
776 TRANSISTORS, VALVES, ETC	20	520	186	431 PROCESD ANML VEG OIL, ETC	1 026	237	80
778 ELECTRICAL MACHINERY NES	2 653	2 251	782	511 HYDROCARBONS NES, DERIVS	373	92	31
781 PASS MOTOR VEH EXC BUSES	1 014	2 403	851	513 ORGANIC ACIDS, ETC	1 773	485	172
782 LORRIES, SPCL MTR VEH NES	248	313	109	514 NITROGEN-FUNCTN COMPOUNDS	1 038	830	281
784 MOTOR VEHCL PTS, ACC NES	563	1 442	511	515 ORG-INORG COMPOUNDS ETC	127	202	72
786 VEH NES NONMOTR, TRAILERS	221	223	76	516 OTHER ORGANIC CHEMICALS	198	153	56
791 RAILWAY VEHICLES	113	1 662	609	522 INORG ELEMNTS, OXIDES, ETC	35 361	2 990	980
792 AIRCRAFT	1	187	60	523 OTHR INORGANIC CHEMICALS	4 481	488	174
793 SHIPS AND BOATS	62 200	2 026	781	531 SYNT DYE, NAT INDGO LAKES	422	1 626	555
801 INDUSTRIAL PLANT, CHAP 90	5	679	235	532 DYES NES, TANNING PRODS	1 395	224	74
812 PLUMB, HEATING, LIGHTNG EQU	151	259	91	533 PIGMENTS, PAINTS ETC	640	1 145	401
821 FURNITURE	758	1 492	511	541 MEDICINAL ETC PRODUCTS	765	4 525	1 571
847 TXTL CLTHNG ACCESSRY NES	37	175	61	551 ESSENTL OIL, PERFUME, ETC	16	101	34
848 HEADGEAR, NONTXL CLOTHNG	8	95	33	554 SOAPS, CLEANING ETC PREPS	392	162	53
851 FOOTWEAR	71	150	49	562 FERTILIZERS MANUFACTURED	145 677	5 969	2 113
872 MEDICAL INSTRUMENTS NES	26	333	116	572 EXPLOSIVES, PYROTECH PROD	410	97	35
874 MEASURNG, CONTROLNG INSTR	175	2 190	767	582 PROD OF CONDENSATION ETC	7 038	1 423	543
881 PHOTO APPAR & EQUIP NES	33	537	193	583 PROD OF POLYMERIZING ETC	15 317	3 651	1 334
882 PHOTO, CINEMA SUPPLIES	1 105	1 328	465	591 PESTICIDES, DISINFECTANTS	105	246	84
884 OPTICAL GOODS NES	1	102	33	592 STARCH, INULIN, GLUTEN, ETC	614	165	52
885 WATCHES AND CLOCKS	6	89	31	598 MISC CHEMICAL PRODS NES	3 549	1 210	419
892 PRINTED MATTER	322	442	154	605 INDUSTRIAL PLANT, CHAP 73	4 654	5 814	2 177
893 ARTICLES OF PLASTIC NES	545	432	146	607 INDUSTRIAL PLANT, CHAP 82	81	84	30
894 TOYS, SPORTING GOODS, ETC	807	721	259	641 PAPER AND PAPERBOARD	493	250	93

7 IMPORTS AND EXPORTS (SPECIAL TRADE) BY COUNTRIES OF PRODUCTION AND CONSUMPTION AND BY GROUPS OF THE SITC-REV. II 1984

GROUP DESCRIPTION	DT * 100 KG	1 000 DM	1 000 \$	GROUP DESCRIPTION	DT * 100 KG	1 000 DM	1 000 \$
642 ARTICLES OF PAPER ETC	434	313	115	654 OTH WOVN TEXTILE FABRIC	132	1 504	528
651 TEXTILE YARN AND THREAD	127	114	42	657 SPECIAL TEXTILE ETC PROD	4 239	2 376	828
657 SPECIAL TEXTILE ETC PROD	611	1 274	416	658 TEXTILE ARTICLES NES	10 520	6 751	2 356
662 CLAY,REFRACTORY BLDG PRD	5 517	2 424	834	659 FLOOR COVERINGS ETC	55	197	69
663 OTH NONMETAL MINERAL MFS	613	635	220	662 CLAY,REFRACTORY BLDG PRD	167 139	22 091	7 901
665 GLASSWARE	1 225	645	233	665 GLASSWARE	344	198	72
672 IRON,STL PRIMARY FORMS	26 734	1 330	482	666 POTTERY	3 261	1 056	370
673 IRON AND STEEL SHAPES	2 457	211	76	667 PEARL,PREC-,SEMI-P STONE	9	37 830	13 339
674 IRN,STL UNIV,PLATE,SHEET	8 959	724	278	674 IRN,STL UNIV,PLATE,SHEET	3 935	213	79
678 IRON,STL TUBES,PIPES,ETC	11 918	2 622	913	687 TIN	28 221	96 786	34 545
682 COPPER EXC CEMENT COPPER	3 351	1 956	737	689 NON-FER BASE METALS NES	99	346	127
684 ALUMINIUM	97	165	55	696 CUTLERY	201	733	260
691 STRUCTURES AND PARTS NES	3 496	3 323	1 188	697 BASE MTL HOUSEHOLD EQUIP	406	1 029	367
692 METAL TANKS,BOXES,ETC	565	342	119	699 OTHER METAL MANUFACTURES	632	4 613	1 627
694 STL,COPPR NAILS,NUTS,ETC	166	125	45	714 ENGINES & MOTORS NES	6	1 951	681
695 TOOLS	177	1 036	369	745 NONELEC MACHY,TOOLS NES	76	91	34
699 OTHER METAL MANUFACTURES	841	1 895	649	749 NONELEC MACH PTS,ACC NES	78	4 898	1 617
700 INDUSTRIAL PLANT,CHAP 84	13 475	30 224	10 929	759 OFFICE & ADP MCH PTS,ACC		198	64
703 INDUSTRIAL PLANT,CHAP 85	6 341	13 790	4 527	776 TRANSISTORS,VALVES,ETC	177	26 287	9 152
712 STEAM ENGINES,TURBINES	45	978	323	778 ELECTRICAL MACHINERY NES	176	1 362	481
713 INTRNL COMBUS PISTN ENGN	581	4 175	1 441	784 MOTOR VEHCL PTS,ACC NES	20	166	60
716 ROTATING ELECTRIC PLANT	487	873	312	785 MOTOR & OTHER CYCLES ETC	170	145	56
718 OTH POWER GENERATG MACHY	2 643	7 668	2 521	812 PLUMB,HEATING,LGHTNG EQU	323	395	139
723 CIVIL ENGINEERG EQUIP ETC	994	2 213	770	821 FURNITURE	7 520	7 613	2 652
724 TEXTILE,LEATHER MACHNRY	321	1 621	578	831 TRAVEL GOODS,HANDBAGS	2 447	15 099	5 307
725 PAPER ETC MILL MACHINERY	26	238	86	842 MENS OUTERWEAR NOT KNIT	5 843	21 798	7 765
726 PRINTG,BKBDNG MACHY,PTS	390	1 715	622	843 WOMENS OUTERWEAR NONKNIT	9 647	41 084	14 683
727 FOOD MACHRY NON-DOMESTIC	279	1 381	508	844 UNDERWEAR NOT KNIT	620	3 188	1 130
728 OTH MACHY FOR SPCL INDUS	2 331	4 284	1 458	845 OUTERWEAR KNIT NONELASTC	13 316	56 746	19 783
736 MACHINE TOOLS FOR METAL	1 086	8 453	3 085	846 UNDERWEAR KNITTED	5 165	21 512	7 723
737 METALWORKING MACHNRY NES	162	129	43	847 TXLT CLTHNG ACCESSRYS NES	3 647	7 652	2 735
741 HEATING,COOLING EQUIPMNT	2 447	12 223	4 420	848 HEADGEAR,NONTXTL CLOTHNG	6 082	7 451	2 667
742 PUMPS FOR LIQUIDS ETC	1 131	1 570	526	851 FOOTWEAR	526	590	217
743 PUMPS NES,CENTRIFUGES ETC	1 313	6 912	2 464	884 OPTICAL GOODS NES	306	2 571	888
744 MECHANICAL HANDLING EQU	68	148	52	885 WATCHES AND CLOCKS	13	1 219	426
745 NONELEC MACHY,TOOLS NES	529	1 091	390	892 PRINTED MATTER	73	127	42
749 NONELEC MACH PTS,ACC NES	989	2 423	853	893 ARTICLES OF PLASTIC NES	9 183	4 950	1 756
764 TELECOM EQPT,PTS,ACC NES	9	226	83	894 TOYS,SPORTING GOODS,ETC	488	1 941	694
771 ELECTRIC POWER MACHY NES	23	98	38	895 OFFICE SUPPLIES NES	90	117	43
772 SWITCHGEAR ETC & PTS NES	458	3 424	1 240	896 WORKS OF ART ETC	52	502	177
773 ELECTR DISTRIBUTING MACH	2 796	3 199	1 169	897 GOLD,SILVER WARE,JEWELRY	54	29 215	10 316
775 HOUSEHOLD TYPE EQUIP NES	104	269	94	898 MUSICAL INSTRUMENTS,PTS	571	932	327
778 ELECTRICAL MACHINERY NES	2 301	1 140	388	899 OTHER MANUFACTURED GOODS	3 545	4 314	1 538
781 PASS MOTOR VEH EXC BUSES	141	324	115	941 ZOO ANIMALS,PETS	28	286	98
782 LORRIES,SPCL MTR VEH NES	74	346	128	971 GOLD,NON MONETARY NES		756	291
784 MOTOR VEHCL PTS,ACC NES	46	192	64				
791 RAILWAY VEHICLES	526	1 820	622	EXPORTS	1 947 789	984 226	346 607
801 INDUSTRIAL PLANT,CHAP 90	14	263	87				
872 MEDICAL INSTRUMENTS NES	24	353	123	037 FISH ETC PREPD PRSVD NES	9	356	123
873 METERS & COUNTERS NES	25	127	47	048 CEREAL ETC PREPARATIONS	130 945	16 176	5 720
874 MEASURNG,CONTROLLNG INSTR	85	1 499	522	054 VEG ETC FRSH,SMPLY PRSVD	5 790	20 501	7 510
882 PHOTO,CINEMA SUPPLIES	63	208	73	061 SUGAR AND HONEY	5 146	683	241
892 PRINTED MATTER	211	1 402	481	072 COCOA	1 878	1 327	446
893 ARTICLES OF PLASTIC NES	464	179	61	081 FEEDING STUFF FOR ANIMLS	8 266	4 093	1 417
895 OFFICE SUPPLIES NES	83	298	98	098 EDIBLE PRODCTS,PREPS NES	196	167	56
895 OTHER MANUFACTURED GOODS	84	404	143	112 ALCOHOLIC BEVERAGES	557	219	74
				211 HIDES,SKINS,UNDRESSED	182	119	43
THAILAND				233 RUBBER,SYNTHTIC,RECLAIMD	8 906	3 280	1 152
IMPORTS	20 300 748	1 550 082	548 381	251 PULP AND WASTE PAPER	1 008	114	40
034 FISH FRESH,CHILLED,FROZN	390	1 330	466	273 STONE,SAND AND GRAVEL	2 280	104	36
036 SHELL FISH FRESH,FROZEN	15 166	15 533	5 470	274 SULPHUR ETC	1 140	235	80
037 FISH ETC PREPD PRSVD NES	85 442	51 599	18 111	278 OTHER CRUDE MINERALS	1 820	311	103
042 RICE	458 948	40 103	14 203	292 CRUDE VEG MATERIALS NES	362	449	154
044 MAIZE UNMILLED	24 395	1 123	401	334 PETROLEUM PRODUCTS,REFIN	10 443	3 195	1 124
048 CEREAL ETC PREPARATIONS	527	196	68	335 RESIDUAL PETRLM PROD NES	5 772	815	291
054 VEG ETC FRSH,SMPLY PRSVD	18 172 302	659 357	233 954	431 PROCESD ANML VEG OIL,ETC	7 897	2 138	769
056 VEGTBLES ETC PRSVD,PREPD	9 188	1 216	434	511 HYDROCARBONS NES,DERIVS	13 072	3 696	1 313
057 FRUIT,NUTS,FRESH,DRIED	406	309	100	512 ALCOHOLS,PHENOLS,ETC	7 230	2 058	732
058 FRUIT PRESERVED,PREPARED	316 021	61 039	21 766	513 ORGANIC ACIDS,ETC	30 446	8 819	3 113
061 SUGAR AND HONEY	208 359	3 912	1 309	514 NITROGEN-FUNCTN COMPOUNDS	9 137	9 844	3 442
071 COFFEE AND SUBSTITUTES	652	494	188	515 ORG-INORG COMPOUNDS ETC	3 072	7 592	2 694
075 SPICES	8 328	5 550	1 938	516 OTHER ORGANIC CHEMICALS	1 899	1 483	519
081 FEEDING STUFF FOR ANIMLS	58 932	4 198	1 541	522 INORG ELEMNTS,OXIDES,ETC	60 885	11 972	4 204
098 EDIBLE PRODCTS,PREPS NES	10 122	4 730	1 643	523 OTHR INORGANIC CHEMICALS	98 751	9 614	3 388
121 TOBACCO UNMNFCTRD,REFUSE	57 811	40 691	14 166	531 SYNT DYE,NAT INDOGO,LAKES	11 546	28 114	9 906
211 HIDES,SKINS,UNDRESSED	357	1 430	497	532 DYES NES,TANNING PRODS	7 275	1 602	557
232 NATURAL RUBBER,GUMS	113 742	34 361	12 098	533 PIGMENTS,PAINTS,ETC	31 425	14 289	5 016
263 COTTON	13 543	3 814	1 388	541 MEDICINAL ETC PRODUCTS	10 271	50 439	17 700
265 VEG FIBRE,EXCL COTN JUTE	5 110	291	103	551 ESSENTL OIL,PERFUME,ETC	680	3 079	1 070
278 OTHER CRUDE MINERALS	36 953	2 330	788	553 PERFUMERY,COSMETICS,ETC	371	537	191
287 BASE METAL ORES,CONC NES	155 885	16 131	5 622	554 SOAPS,CLEANING ETC PREPS	15 383	6 071	2 128
288 NONFERR METAL SCRAP NES	28 435	13 124	4 472	562 FERTILIZERS MANUFACTURED	229 912	7 661	2 734
291 CRUDE ANIMAL MTRIALS NES	5 185	8 941	3 165	572 EXPLOSIVES,PYROTECH PROD	2	130	43
292 CRUDE VEG MATERIALS NES	10 274	14 645	5 101	582 PROD OF CONDENSATION ETC	20 516	10 684	3 740
424 FIXED VEG OIL NONSOFT	10 601	3 885	1 373	583 PROD OF POLYMERIZING ETC	39 222	11 334	3 941
431 PROCESD ANML VEG OIL,ETC	7 910	733	267	584 CELLULOSE DERIVATIVS ETC	1 528	1 749	615
512 ALCOHOLS,PHENOLS,ETC	4 759	549	195	585 PLASTIC MATERIALS NES	845	500	178
514 NITROGEN-FUNCTN COMPOUNDS	3 381	1 139	412	591 PESTICIDES,DISINFECTANTS	23 728	20 133	7 145
583 PROD OF POLYMERIZING ETC	1 502	755	256	592 STARCH,INULIN,GLUTEN,ETC	30 694	4 094	1 432
585 PLASTIC MATERIALS NES	52 661	4 268	1 552	598 MISC CHEMICAL PRODS NES	37 566	14 071	4 960
592 STARCH,INULIN,GLUTEN,ETC	18 238	1 594	562	605 INDUSTRIAL PLANT,CHAP 73	2 129	784	264
598 MISC CHEMICAL PRODS NES	30	346	121	607 INDUSTRIAL PLANT,CHAP 82	8	112	39
611 LEATHER	4 168	15 312	5 371	611 LEATHER	384	128	45
612 LEATHER ETC MANUFACTURES	6 617	8 578	2 986	612 LEATHER ETC MANUFACTURES	26	117	40
621 MATERIALS OF RUBBER	766	236	86	621 MATERIALS OF RUBBER	680	883	318
625 RUBBER TYRES,TUBES	867	436	155	625 RUBBER TYRES,TUBES	757	1 002	350
628 RUBBER ARTICLES NES	7 370	2 520	900	628 RUBBER ARTICLES NES	1 350	2 937	1 047
634 VENEERS,PLYWOOD,ETC	1 015	1 131	392	633 CORK MANUFACTURES	271	277	102
635 WOOD MANUFACTURES NES	28 412	12 925	4 549	634 VENEERS,PLYWOOD ETC	902	303	106
642 ARTICLES OF PAPER ETC	79	129	44	635 WOOD MANUFACTURES NES	218	128	42
651 TEXTILE YARN AND THREAD	15 853	3 823	1 360	641 PAPER AND PAPERBOARD	25 690	10 205	3 644
652 COTTON FABRICS,WOVEN	36 416	42 197	14 979	642 ARTICLES OF PAPER ETC	3 217	3 638	1 294
653 WOVN MAN-MADE FIB FABRIC	12 110	15 890	5 591	651 TEXTILE YARN AND THREAD	1 368	1 904	668
				652 COTTON FABRICS,WOVEN	361	815	288
				653 WOVN MAN-MADE FIB FABRIC	1 172	2 396	842

7 IMPORTS AND EXPORTS (SPECIAL TRADE) BY COUNTRIES OF PRODUCTION AND CONSUMPTION AND BY GROUPS OF THE SITC-REV. II 1984

GROUP DESCRIPTION	DT = 100 KG	1 000 DM	1 000 \$	GROUP DESCRIPTION	DT = 100 KG	1 000 DM	1 000 \$
655 KNIT ETC FABRICS	67	306	107	LAOS			
656 LACE,RIBBONS,TULLE,ETC	91	254	90				
657 SPECIAL TEXTILE ETC PROD	977	3 168	1 099	IMPORTS	54	39	14
658 TEXTILE ARTICLES NES	114	667	229				
661 CEMENT ETC BUILDING PROD	215	137	49	EXPORTS	583	1 538	517
662 CLAY,REFRACTORY BLDG PRD	17 475	2 652	950				
663 OTH NONMETAL MINERAL MFS	3 751	3 128	1 104	551 ESSENTL OIL, PERFUME, ETC	84	232	80
664 GLASS	21 793	4 634	1 623	772 SWITCHGEAR ETC & PTS NES	27	349	126
665 GLASSWARE	1 845	1 710	595	874 MEASURING, CONTROLLING INSTR	13	103	34
666 POTTERY	55	245	85				
667 PEARL, PRECIOUS, SEMI-P STONE	153	5 402	1 903	VIETNAM			
671 PIG IRON ETC	6 372	635	227				
672 IRON, STL PRIMARY FORMS	121 680	5 129	1 861	IMPORTS	40 353	16 597	5 890
673 IRON AND STEEL SHAPES	190 001	12 734	4 443				
674 IRON, STL UNIV. PLATE, SHEET	253 820	13 860	4 837	036 SHELL FISH FRESH, FROZEN	1 689	5 444	1 934
675 IRON, STEEL HOOP, STRIP	14 411	2 129	752	054 VEG ETC FRSH, SIMPLY PRSVD	15 987	608	204
677 IRON, STL WIRE EXCL W ROD	1 451	306	108	058 FRUIT PRESERVED, PREPARED	1 802	257	88
678 IRON, STL TUBES, PIPES, ETC	10 623	2 103	745	074 TEA AND MATE	2 099	1 423	504
679 IRON, STL CASTINGS UNWORKED	498	101	34	075 SPICES	1 044	473	160
681 SILVER, PLATINUM, ETC	47	302	109	211 HIDES, SKINS, UNRESSED	9	287	107
682 COPPER EXC CEMENT COPPER	739	755	267	232 NATURAL RUBBER, GUMS	14 076	4 216	1 532
683 NICKEL	128	388	135	291 CRUDE ANIMAL MTRIALS NES	1 503	2 363	847
684 ALUMINIUM	1 575	1 741	610	659 FLOOR COVERINGS ETC	165	527	174
685 LEAD	1 088	135	48	848 HEADGEAR, NONTEXT CLOTHING	139	199	67
686 ZINC	2 324	703	253	899 OTHER MANUFACTURED GOODS	915	510	175
691 STRUCTURES AND PARTS NES	3 630	1 410	505	EXPORTS	40 047	23 511	8 158
692 METAL TANKS, BOXES, ETC	830	1 269	439				
693 WIRE PRODUCTS NON ELECTR	739	798	275	098 EDIBLE PRODUCTS, PREPS NES	396	173	64
694 STL, COPPER NAILS, NUTS, ETC	527	491	173	514 NITROGEN-FUNCT COMPOUNDS	350	314	118
695 TOOLS	4 118	9 515	3 395	515 ORG-INORG COMPOUNDS ETC	1	108	38
696 CUTLERY	182	1 276	446	522 INORG ELEMNTS, OXIDES, ETC	20 681	1 677	545
697 BASE MTL HOUSEHOLD EQUIP	932	1 417	498	541 MEDICINAL ETC PRODUCTS	216	787	285
699 OTHER METAL MANUFACTURES	11 018	13 070	4 613	583 PROD OF POLYMERIZING ETC	131	103	38
700 INDUSTRIAL PLANT, CHAP 84	180	205	73	591 PESTICIDES, DISINFECTANTS	6 400	3 590	1 299
703 INDUSTRIAL PLANT, CHAP 85	489	3 976	1 423	651 TEXTILE YARN AND THREAD	1 804	1 960	720
711 STEAM BOILERS & AUX PLNT	14 919	12 816	4 452	665 GLASSWARE	28	110	38
712 STEAM ENGINES, TURBINES	93	349	118	677 IRON, STL WIRE EXCL W ROD	536	328	120
713 INTRNL COMBUS PISTN ENGN	2 218	6 641	2 365	723 CIVIL ENGINEER EQUIP ETC	242	375	144
714 ENGINES & MOTORS NES	7	1 213	425	724 TEXTILE, LEATHER MACHNRY	32	711	254
716 ROTATING ELECTRIC PLANT	1 879	3 010	1 048	725 PAPER ETC MILL MACHINERY	30	150	54
718 OTH POWER GENERATG MACHY	26	122	43	727 FOOD MACHRY NON-DOMESTIC	1 541	3 021	1 000
721 AGRIC MACHY, EXC TRACTORS	327	641	224	728 OTH MACHY FOR SPCL INDUS	636	1 886	618
722 TRACTORS NON-ROAD	545	731	245	741 HEATING, COOLING EQUIPMNT	45	223	79
723 CIVIL ENGINEER EQUIP ETC	13 553	17 690	6 114	743 PUMPS NES, CENTRIFUGES ETC	37	321	112
724 TEXTILE, LEATHER MACHNRY	11 540	35 363	12 478	745 NONELEC MACHY, TOOLS NES	93	891	303
725 PAPER ETC MILL MACHINERY	2 639	7 579	2 719	749 NONELEC MACH PTS, ACC NES	96	340	126
726 PRINTG, BKBJNDG MACHY, PTS	7 156	22 695	8 061	774 ELECTRO-MEDCL, XRAY EQUIP	3	179	60
727 FOOD MACHRY NON-DOMESTIC	713	3 362	1 191	778 ELECTRICAL MACHINERY NES	1 531	953	333
728 OTH MACHY FOR SPCL INDUS	20 632	48 112	16 872	781 PASS MOTOR VEH EXC BUSES	29	105	35
736 MACHINE TOOLS FOR METAL	16 308	11 939	4 251	872 MEDICAL INSTRUMENTS NES	33	488	180
737 METALWORKING MACHNRY NES	287	984	340	874 MEASURING, CONTROLLING INSTR	84	1 965	685
741 HEATING, COOLING EQUIPMNT	10 662	25 053	9 042	881 PHOTO APPAR & EQUIPT NES	15	157	55
742 PUMPS FOR LIQUIDS ETC	2 482	6 261	2 174	893 ARTICLES OF PLASTIC NES	3 074	1 262	425
743 PUMPS NES, CENTRIFUGES ETC	3 680	12 258	4 345				
744 MECHANICAL HANDLING EQU	4 570	5 543	1 955	KAMPUCHEA			
745 NONELEC MACHY, TOOLS NES	13 497	37 638	12 936				
749 NONELEC MACH PTS, ACC NES	3 615	10 496	3 696	IMPORTS	1	2	
751 OFFICE MACHINES	1 470	8 567	2 991	EXPORTS	642	365	129
752 AUTOMATIC DATA PROC EQUIP	99	1 659	580				
759 OFFICE & ADP MCH PTS, ACC	57	778	275	591 PESTICIDES, DISINFECTANTS	122	147	50
761 TELEVISION RECEIVERS	893	2 618	926	642 ARTICLES OF PAPER ETC	503	176	65
762 RADIO BROADCAST RECEIVERS	16	251	83	INDONESIA			
764 TELECOM EQPT, PTS, ACC NES	1 561	11 685	4 129				
771 ELECTRIC POWER MACHY NES	3 690	3 740	1 286	IMPORTS	4 670 097	785 260	277 343
772 SWITCHGEAR ETC & PTS NES	4 206	16 004	5 670				
773 ELECTR DISTRIBUTING MACH	1 490	1 580	558	034 FISH FRESH, CHILLED, FROZEN	25	534	189
774 ELECTRO-MEDCL, XRAY EQUIP	159	2 915	1 004	036 SHELL FISH FRESH, FROZEN	1 017	2 998	1 039
775 HOUSEHOLD TYPE EQUIP NES	1 569	3 376	1 170	037 FISH ETC PREP PRSVD NES	693	444	158
776 TRANSISTORS, VALVES, ETC	118	10 988	3 731	054 VEG ETC FRSH, SIMPLY PRSVD	189 882	7 212	2 556
778 ELECTRICAL MACHINERY NES	9 251	12 806	4 518	057 FRUIT, NUTS, FRESH, DRIED	3 403	1 499	502
781 PASS MOTOR VEH EXC BUSES	53 677	83 209	29 240	058 FRUIT PRESERVED, PREPARED	1 599	229	81
782 LORRIES, SPCL MTR VEH NES	2 857	3 150	1 097	061 SUGAR AND HONEY	310 929	5 824	1 948
783 ROAD MOTOR VEHICLES NES	295	320	103	071 COFFEE AND SUBSTITUTES	99 958	69 806	24 634
784 MOTOR VEHCL PTS, ACC NES	19 550	36 717	12 955	072 COCOA	86 724	52 695	18 471
786 VEH NES NONMOTR, TRAILERS	1 407	849	302	074 TEA AND MATE	16 109	12 934	4 519
791 RAILWAY VEHICLES	11 849	12 718	4 337	075 SPICES	45 885	26 215	9 269
792 AIRCRAFT	146	8 111	2 740	081 FEEDING STUFF FOR ANIMLS	2 138 637	83 590	29 726
793 SHIPS AND BOATS	91 947	3 095	1 162	112 ALCOHOLIC BEVERAGES	920	454	167
801 INDUSTRIAL PLANT, CHAP 90	21	187	69	121 TOBACCO UNMNFCTRD, REFUSE	27 370	23 288	8 202
812 PLUMBING, HEATING, LGHTNG EQU	565	1 789	630	211 HIDES, SKINS, UNRESSED	1 022	3 794	1 351
821 FURNITURE	1 218	2 516	899	223 SEEDS FOR OTH FIXED DILS	4 658	570	218
847 TEXTL CLTHNG ACCESRY NES	12	99	32	232 NATURAL RUBBER, GUMS	374 166	98 607	34 916
848 HEADGEAR, NONTEXT CLOTHING	10	104	40	237 OTH WOOD ROUGH, SQUARED	28 759	1 837	676
851 FOOTWEAR	30	156	54	248 WOOD SHAPED	233 682	27 894	9 827
871 OPTICAL INSTRUMENTS	21	778	270	287 BASE METAL ORES CONC NES	2 601	3 840	1 239
872 MEDICAL INSTRUMENTS NES	651	10 129	3 576	291 CRUDE ANIMAL MTRIALS NES	696	439	148
873 METERS & COUNTERS NES	347	1 253	428	292 CRUDE VEG MATERIALS NES	19 150	9 661	3 422
874 MEASURING, CONTROLLING INSTR	1 166	16 073	5 772	424 FIXED VEG OIL NONSOFT	265 227	44 862	15 791
881 PHOTO APPAR & EQUIPT NES	499	4 730	1 651	431 PROCESD ANML VEG OIL, ETC	119 588	15 941	5 386
882 PHOTO, CINEMA SUPPLIES	3 011	3 856	1 366	512 ALCOHOLS, PHENOLS, ETC	750	183	64
884 OPTICAL GOODS NES	4	401	138	514 NITROGEN-FUNCT COMPOUNDS	4 079	1 661	589
885 WATCHES AND CLOCKS	154	1 256	444	541 MEDICINAL ETC PRODUCTS	402	6 977	2 476
892 PRINTED MATTER	1 710	2 912	1 014	551 ESSENTL OIL, PERFUME, ETC	781	5 211	1 835
893 ARTICLES OF PLASTIC NEC	1 954	2 912	379	583 PROD OF POLYMERIZING ETC	659	272	96
894 TOYS, SPORTING GOODS, ETC	532	1 082	2 177	611 LEATHER	4 425	10 113	3 545
895 OFFICE SUPPLIES NES	1 638	6 088	2 273	634 VENEERS, PLYWOOD, ETC	101 702	18 120	6 527
897 GOLD, SILVER WARE, JEWELRY		778	785	635 WOOD MANUFACTURES NES	3 736	964	339
898 MUSICAL INSTRUMENTS, PTS	625	2 195	319	651 TEXTILE YARN AND THREAD	901	641	235
899 OTHER MANUFACTURED GOODS	267	890	324	652 COTTON FABRICS, WOVEN	4 291	4 547	1 610
951 WAR FIREARMS, AMMUNITION	164	2 625	924	653 WOVN MAN-MADE FIB FABRIC	1 982	2 985	1 035
971 GOLD, NON MONETARY NES		117	42	664 GLASS	881	102	34
				671 PIG IRON ETC	60 634	21 174	7 623

GROUP DESCRIPTION	DT	100 KG	1 000 DM	1 000 \$	GROUP DESCRIPTION	DT	100 KG	1 000 DM	1 000 \$
687 TIN		33 665	116 287	41 009	682 COPPER EXC CEMENT COPPER		6 237	4 705	1 679
695 TOOLS		11	160	56	683 NICKEL		142	620	216
742 PUMPS FOR LIQUIDS ETC		1	227	82	684 ALUMINIUM		7 014	6 640	2 368
743 PUMPS NES,CENTRIFUGES ETC		11	246	89	691 STRUCTURES AND PARTS NES		8 320	3 050	1 071
759 OFFICE & ADP MCH PTS,ACC		32	1 476	510	692 METAL TANKS,BOXES,ETC		330	980	201
763 SOUND RECORDRS,PHONOGRAPH		11	97	34	693 WIRE PRODUCTS NON ELECTR		5 733	2 541	966
776 TRANSISTORS, VALVES,ETC		524	20 075	6 996	694 STL,COPPR NAILS,NUTS,ETC		3 240	1 639	583
793 SHIPS AND BOATS		443 375	9 477	3 463	695 TOOLS		10 902	23 636	8 389
821 FURNITURE		9 411	7 343	2 618	696 CUTLERY		1 452	1 256	446
831 TRAVEL GOODS,HANDBAGS		15	145	50	697 BASE MTL HOUSEHOLD EQUIP		3 481	3 010	1 039
842 MENS OUTERWEAR NOT KNIT		5 367	12 199	4 335	699 OTHER METAL MANUFACTURES		10 200	8 940	3 163
843 WOMENS OUTERWEAR NONKNIT		2 535	9 094	3 265	700 INDUSTRIAL PLANT,CHAP 84		7 997	20 717	7 469
844 UNDERWEAR NOT KNIT		6 576	19 037	6 798	703 INDUSTRIAL PLANT,CHAP 85		3 182	30 594	11 164
845 OUTERWEAR KNIT NONELASTC		624	2 663	959	711 STEAM BOILERS & AUX PLNT		8 901	11 557	4 059
846 UNDERWEAR KNITTED		723	2 177	804	712 STEAM ENGINES,TURBINES		1 235	11 557	3 940
847 TXTL CLTHNG ACCESSRY NES		1 048	2 296	815	713 INTRNL COMBUS PISTN ENGN		16 611	56 884	20 202
848 HEADGEAR,NONTXTL CLOTHNG		6	213	78	714 ENGINES & MOTORS NES		3	136	48
851 FOOTWEAR		46	181	60	716 ROTATING ELECTRIC PLANT		13 677	27 954	9 831
874 MEASURING,CONTROLNG INSTR		20	656	218	718 OTH POWER GENERATG MACHY		53	282	100
894 TOYS,SPORTING GOODS,ETC		219	174	61	721 AGRIC MACHY,EXC TRACTORS		125	394	136
895 OFFICE SUPPLIES NES		126	243	85	722 TRACTORS NON-ROAD		3 820	3 228	1 173
896 WORKS OF ART ETC		109	259	89	723 CIVIL ENGINEER EQUIP ETC		54 410	86 885	29 876
897 GOLD,SILVER WARE,JEWELRY		7	1 075	376	724 TEXTILE,LEATHER MACHNRY		32 646	87 001	30 075
898 MUSICAL INSTRUMENTS,PTS		807	1 673	604	725 PAPER ETC MILL MACHINERY		4 790	15 520	5 587
899 OTHER MANUFACTURED GOODS		132	655	234	726 PRINTG,BKBNDRG MACHY,PTS		9 017	34 494	12 160
941 ZOO ANIMALS,PETS		84	1 132	394	727 FOOD MACHRY NON-DOMESTIC		1 659	6 544	2 311
					728 OTH MACHY FOR SPCL INDUS		40 471	105 511	37 685
EXPORTS		2 532 556	2 184 323	769 043	736 MACHINE TOOLS FOR METAL		9 805	25 026	8 753
001 LIVE ANIMALS		46	468	166	737 METALWORKING MACHNRY NES		2 000	4 243	1 483
022 MILK AND CREAM		6 715	1 792	641	741 HEATING,COOLING EQUIPMNT		9 874	32 971	11 501
025 EGGS,BIRDS,FRESH,PRSRVD		66	86	30	742 PUMPS FOR LIQUIDS ETC		2 867	9 189	3 271
048 CEREAL ETC PREPARATIONS		145	130	46	743 PUMPS NES,CENTRIFUGES ETC		6 890	22 850	8 038
054 VEG ETC FRSH,SMPLY PRSRVD		5 575	773	291	744 MECHANICAL HANDLING EQU		49 094	74 904	26 407
061 SUGAR AND HONEY		6 468	926	327	745 NONELEC MACHY,TOOLS NES		10 059	56 250	19 403
073 CHOCOLATE AND PRODUCTS		123	111	38	749 NONELEC MACH PTS,ACC NES		9 209	22 186	7 963
081 FEEDING STUFF FOR ANIMLS		5 388	905	325	751 OFFICE MACHINES		883	2 927	1 023
098 EDIBLE PRODCTS,PREPS NES		1 182	1 331	465	752 AUTOMATIC DATA PROC EQUIP		124	5 638	1 957
233 RUBBER,SYNTHETIC,RECLAIMD		8 514	3 049	1 075	759 OFFICE & ADP MCH PTS,ACC		3	404	137
251 PULP AND WASTE PAPER		5 913	258	91	761 TELEVISION RECEIVERS		2 568	8 015	2 842
273 STONE,SAND AND GRAVEL		21 240	520	187	762 RADIO BROADCAST RECEIVRS		17	832	277
274 SULPHUR ETC		2 390	2						

7 IMPORTS AND EXPORTS (SPECIAL TRADE) BY COUNTRIES OF PRODUCTION AND CONSUMPTION AND BY GROUPS OF THE SITC-REV. 11 1984

GROUP DESCRIPTION	DT = 100 KG	1 000 DM	1 000 \$	GROUP DESCRIPTION	DT = 100 KG	1 000 DM	1 000 \$
431 PROCESD ANML VEG OIL, ETC	431 601	70 736	24 479	551 ESSENTL OIL, PERFUME, ETC	190	649	232
512 ALCOHOLS, PHENOLS, ETC	14 502	3 714	1 237	553 PERFUMERY, COSMETICS, ETC	1 888	1 967	691
513 ORGANIC ACIDS, ETC	1 550	559	203	554 SOAPS, CLEANING ETC PREPS	8 499	3 145	1 108
541 MEDICINAL ETC PRODUCTS	274	1 463	518	562 FERTILIZERS MANUFACTURED	1 090 971	32 533	11 664
598 MISC CHEMICAL PRODS NES	69 448	24 416	8 048	572 EXPLOSIVES, PYROTECH PROD	18	288	93
621 MATERIALS OF RUBBER	2 733	1 537	545	582 PROD OF CONDENSATION ETC	23 243	10 547	3 719
625 RUBBER TYRES, TUBES	1 860	868	309	583 PROD OF POLYMERIZING ETC	115 943	29 672	10 475
628 RUBBER ARTICLES NES	4 956	2 390	842	584 CELLULOSE DERIVATIVES ETC	732	642	226
634 VENEERS, PLYWOOD, ETC	92 634	16 551	5 911	585 PLASTIC MATERIALS NES	416	259	88
635 WOOD MANUFACTURES NES	36 717	7 466	2 655	591 PESTICIDES, DISINFECTANTS	13 945	9 745	3 484
651 TEXTILE YARN AND THREAD	8 980	8 103	2 864	592 STARCH, INULIN, GLUTEN, ETC	4 721	846	299
652 COTTON FABRICS, WOVEN	8 187	9 078	3 298	598 MISC CHEMICAL PRODS NES	89 619	16 701	5 821
653 WOVN MAN-MADE FIB FABRIC	12 077	16 842	6 089	605 INDUSTRIAL PLANT, CHAP 73	24 150	19 343	7 017
656 LACE, RIBBONS, TULLE, ETC	24	167	56	611 LEATHER	183	324	113
657 SPECIAL TEXTILE ETC PROD	122	1 135	392	612 LEATHER ETC MANUFACTURES	76	180	63
658 TEXTILE ARTICLES NES	1 253	7 391	2 597	613 FUR SKINS TANNED, DRESSED	55	689	239
664 GLASS	816	6 127	2 149	621 MATERIALS OF RUBBER	1 595	1 583	553
666 POTTERY	67	433	146	625 RUBBER TYRES, TUBES	844	773	274
667 PEARL, PREC-, SEMI-P STONE		135	48	628 RUBBER ARTICLES NES	919	2 122	742
678 IRON, STL TUBES, PIPES, ETC	526	496	176	634 VENEERS, PLYWOOD, ETC	719	153	54
687 TIN	28 871	99 468	34 165	635 WOOD MANUFACTURES NES	932	325	113
694 STL, COPPR NAILS, NUTS, ETC	8 540	2 186	768	641 PAPER AND PAPERBOARD	26 762	6 412	2 217
699 OTHER METAL MANUFACTURES	53	526	185	642 ARTICLES OF PAPER ETC	5 780	3 729	1 321
712 STEAM ENGINES, TURBINES	14	1 599	562	651 TEXTILE YARN AND THREAD	1 156	2 571	931
714 ENGINES & MOTORS NES	659	125 118	45 962	652 COTTON FABRICS, WOVEN	230	1 034	371
716 ROTATING ELECTRIC PLANT	23	233	87	653 WOVN MAN-MADE FIB FABRIC	748	1 311	462
737 METALWORKING MACHNRY NES	95	1 327	473	654 OTH WOVEN TEXTILE FABRIC	61	233	82
741 HEATING, COOLING EQUIPMNT	388	589	212	655 KNIT ETC FABRICS	130	427	150
742 PUMPS FOR LIQUIDS ETC		167	58	656 LACE, RIBBONS, TULLE, ETC	266	487	166
745 NONELEC MACHY, TOOLS NES	21	132	47	657 SPECIAL TEXTILE ETC PROD	969	2 156	764
749 NONELEC MACH PTS, ACC NES	556	1 147	417	658 TEXTILE ARTICLES NES	65	187	68
759 OFFICE & ADP MCH PTS, ACC	63	4 137	1 438	661 CEMENT ETC BUILDING PROD	4 965	365	124
762 RADIO BROADCAST RECEIVRS	18 309	86 053	30 026	662 CLAY, REFRACTORY BLDG PRD	66 845	7 879	2 744
763 SOUND RECORDRS, PHONOGRPH	1 688	6 989	2 463	663 OTH NONMETAL MINERAL MFS	4 366	3 913	1 382
764 TELECOM EQPT, PTS, ACC NES	705	8 716	3 081	664 GLASS	9 294	4 484	1 572
771 ELECTRIC POWER MACHY NES	459	6 157	2 167	665 GLASSWARE	2 730	1 899	655
772 SWITCHGEAR ETC & PTS NES	2 389	23 503	8 279	666 POTTERY	49	125	43
773 ELECTR DISTRIBUTING MACH	1 150	1 024	350	667 PEARL, PREC-, SEMI-P STONE		1 189	423
774 ELECTRO-MEDCL, XRAY EQUIP	17	129	44	671 PIG IRON ETC	11 035	841	299
776 HOUSEHOLD TYPE EQUIP NES	816	2 558	883	672 IRON, STL PRIMARY FORMS	407 060	23 070	7 819
776 TRANSISTORS, VALVES, ETC	7 566	310 991	109 403	673 IRON AND STEEL SHAPES	21 526	2 959	1 058
778 ELECTRICAL MACHINERY NES	891	8 576	2 914	674 IRN, STL UNIV, PLATE, SHEET	799	309	107
785 MOTOR & OTHER CYCLES ETC	69	106	39	675 IRON, STEEL HOOP, STRIP	2 172	745	260
792 AIRCRAFT	4	652	231	677 IRN, STL WIRE EXCL W ROD	1 472	386	137
812 PLUMB, HEATING, LGHTNG EQU	36	206	70	678 IRON, STL TUBES, PIPES, ETC	46 732	5 129	1 731
821 FURNITURE	1 709	445	163	679 IRN, STL CASTINGS UNWORKED	1 990	295	106
831 TRAVEL GOODS, HANDBAGS	156	99	31	681 SILVER, PLATINUM, ETC	2	1 587	564
842 MENS OUTERWEAR NOT KNIT	2 352	7 139	2 505	682 COPPER EXC CEMENT COPPER	2 843	2 998	1 069
843 WOMENS OUTERWEAR NONKNIT	1 937	6 540	2 343	683 NICKEL	48	142	48
844 UNDERWEAR NOT KNIT	2 756	12 089	4 257	684 ALUMINIUM	6 516	5 945	2 078
845 OUTERWEAR KNIT NONELASTC	2 157	10 078	3 635	686 ZINC	570	85	31
846 UNDERWEAR KNITTED	1 555	9 130	3 308	687 TIN	40	144	50
847 TXTL CLTHNG ACCESSRYS NES	4 384	26 102	9 183	691 STRUCTURES AND PARTS NES	11 861	7 407	2 622
848 HEADGEAR, NONTXTL CLOTHNG	17 266	24 029	8 446	692 METAL TANKS BOXES, ETC	70	114	39
851 FOOTWEAR	710	700	247	693 WIRE PRODUCTS NON ELECTR	1 164	1 177	411
872 MEDICAL INSTRUMENTS NES	3 290	27 756	9 741	694 STL, COPPR NAILS, NUTS, ETC	1 095	1 360	463
874 MEASURING, CONTROLLING INSTR	56	2 808	991	695 TOOLS	2 568	6 938	2 424
881 PHOTO APPAR & EQUIPT NES	312	3 651	1 262	696 CUTLERY	131	584	205
885 WATCHES AND CLOCKS	184	3 725	1 304	697 BASE MTL HOUSEHOLD EQUIP	925	2 359	818
893 ARTICLES OF PLASTIC NES	4 858	4 231	1 460	699 OTHER METAL MANUFACTURES	4 675	6 061	2 135
894 TOYS, SPORTING GOODS, ETC	1 741	2 950	1 036	700 INDUSTRIAL PLANT, CHAP 84	10 387	37 243	13 529
895 OFFICE SUPPLIES NES	520	1 163	413	703 INDUSTRIAL PLANT, CHAP 85	8 939	32 951	12 042
897 GOLD, SILVER WARE, JEWELRY	2	12 693	4 504	711 STEAM BOILERS & AUX PLNT	1 931	1 516	514
898 MUSICAL INSTRUMENTS, PTS	508	767	272	712 STEAM ENGINES, TURBINES	1 255	7 726	2 629
899 OTHER MANUFACTURED GOODS	343	3 253	1 145	713 INTRNL COMBUS PISTN ENGN	1 505	7 863	2 759
941 ZOO ANIMALS, PETS	21	382	136	714 ENGINES & MOTORS NES	398	43 643	15 034
971 GOLD, NON MONETARY NES	3	2 386	862	716 ROTATING ELECTRIC PLANT	3 071	7 753	2 595
EXPORTS	3 029 594	1 666 061	578 869	718 OTH POWER GENERATG MACHY	43	346	120
001 LIVE ANIMALS	35	278	99	721 AGRIC MACHY, EXC TRACTORS	6 557	14 908	5 602
022 MILK AND CREAM	1 466	181	64	722 TRACTORS NON-ROAD	1 784	1 373	515
048 CEREAL ETC PREPARATIONS	8 870	1 141	405	723 CIVIL ENGINEER EQUIP ETC	3 918	4 463	1 538
061 SUGAR AND HONEY	543	93	32	724 TEXTILE, LEATHER MACHNRY	5 386	16 086	5 496
062 SUGAR PREPS NON-COCOA	199	133	45	725 PAPER ETC MILL MACHINERY	2 369	6 426	2 286
071 COFFEE AND SUBSTITUTES	242	676	246	726 PRINTG, BKBINDG MACHY, PTS	6 795	26 753	9 279
073 CHOCOLATE AND PRODUCTS	104	99	34	727 FOOD MACHY NON-DOMESTIC	3 181	5 717	1 908
074 TEA AND MATE	85	183	68	728 OTH MACHY FOR SPCL INDUS	14 666	46 970	16 519
075 SPICES	107	163	56	736 MACHINE TOOLS FOR METAL	4 742	11 281	3 918
081 FEEDING STUFF FOR ANIMLS	5 559	2 060	725	737 METALWORKING MACHNRY NES	341	1 780	626
098 EDIBLE PRODUCTS, PREPS NES	484	271	92	741 HEATING, COOLING EQUIPMNT	7 710	16 951	6 154
112 ALCOHOLIC BEVERAGES	3 747	1 610	575	742 PUMPS FOR LIQUIDS ETC	2 364	8 173	2 873
233 RUBBER, SYNTHETIC, RECLAIMD	7 403	2 714	961	743 PUMPS NES, CENTRIFUGES ETC	2 044	6 900	2 439
248 WOOD SHAPED	5 094	407	151	744 MECHANICAL HANDLING EQU	10 965	16 132	5 568
266 SYNTHETIC FIBRE TO SPIN	220	101	37	745 NONELEC MACHY, TOOLS NES	4 631	20 015	7 152
273 STONE, SAND AND GRAVEL	12 925	338	117	749 NONELEC MACH PTS, ACC NES	4 117	14 972	5 274
274 SULPHUR ETC	6 715	334	120	751 OFFICE MACHINES	1 067	5 809	2 021
278 OTHER CRUDE MINERALS	361 826	8 083	2 829	752 AUTOMTIC DATA PROC EQUIP	254	5 519	1 966
292 CRUDE VEG MATERIALS NES	118	284	98	759 OFFICE & ADP MCH PTS, ACC	14	632	224
334 PETROLEUM PRODUCTS, REFIN	5 910	1 508	529	761 TELEVISION RECEIVERS	1 502	4 748	1 686
335 RESIDUAL PETRLM PROD NES	5 274	647	229	762 RADIO BROADCAST RECEIVRS	168	3 003	1 043
431 PROCESD ANML VEG OIL, ETC	1 747	607	213	763 SOUND RECORDRS, PHONOGRPH	70	4 256	1 555
511 HYDROCARBONS NES, DERIVS	7 336	2 854	1 000	764 TELECOM EQPT, PTS, ACC NES	1 457	13 554	4 774
512 ALCOHOLS, PHENOLS, ETC	5 407	2 092	740	771 ELECTRIC POWER MACHY NES	7 374	8 493	2 962
513 ORGANIC ACIDS, ETC	63 199	11 244	3 959	772 SWITCHGEAR ETC & PTS NES	4 070	27 734	9 829
514 NITROGEN-FUNCTN COMPOUNDS	6 376	4 248	1 488	773 ELECTR DISTRIBUTING MACH	6 220	5 278	1 829
515 ORG-INORG COMPOUNDS ETC	5 497	6 627	2 336	774 ELECTRO-MEDCL, XRAY EQUIP	258	3 430	1 176
516 OTHER ORGANIC CHEMICALS	3 852	1 248	446	775 HOUSEHOLD TYPE EQUIP NES	1 484	3 643	1 280
522 INORG ELEMNTS, OXIDES, ETC	43 966	7 570	2 702	776 TRANSISTORS, VALVES, ETC	4 773	88 431	31 158
523 OTHR INORGANIC CHEMICALS	49 122	5 976	2 118	778 ELECTRICAL MACHINERY NES	9 651	24 742	8 737
524 RADIOACTIVE ETC MATERIAL		90	31	781 PASS MOTOR VEH EXC BUSES	69 699	140 599	49 527
531 SYNT DYE, NAT INDOGO, LAKES	3 940	11 216	3 991	782 LORRIES, SPCL MTR VEH NES	12 317	16 168	5 707
532 DYES NES TANNING PRODS	3 283	768	274	783 ROAD MOTOR VEHICLES NES	2 633	2 938	970
533 PIGMENTS, PAINTS, ETC	14 219	6 309	2 204	784 MOTOR VEHCL PTS, ACC NES	20 884	39 535	13 807
541 MEDICINAL ETC PRODUCTS	5 172	22 416	7 939	785 MOTOR & OTHER CYCLES ETC	27	142	51
				786 VEH NES NONMOTR, TRAILERS	4 978	3 529	1 234
				791 RAILWAY VEHICLES	3 324	4 755	1 666

7 IMPORTS AND EXPORTS (SPECIAL TRADE) BY COUNTRIES OF PRODUCTION AND CONSUMPTION AND BY GROUPS OF THE SITC-REV. II 1984

GROUP DESCRIPTION	DT = 100 KG	1 000 DM	1 000 \$	GROUP DESCRIPTION	DT = 100 KG	1 000 DM	1 000 \$
792 AIRCRAFT	55	6 063	2 190	694 STL,COPPR NAILS,NUTS,ETC	13 179	7 206	2 506
801 INDUSTRIAL PLANT,CHAP 90	31	472	170	695 TOOLS	432	3 526	1 241
812 PLUMB, HEATNG, LGHTNG EQU	1 005	2 372	833	696 CUTLERY	2 992	18 008	6 365
821 FURNITURE	3 163	2 786	980	697 BASE MTL HOUSEHOLD EQUIP	2 211	4 543	1 591
831 TRAVEL GOODS,HANDBAGS	32	248	82	699 OTHER METAL MANUFACTURES	9 820	14 183	5 019
842 MENS OUTERWEAR NOT KNIT	7	115	42	713 INTRNL COMBUS PISTN ENGN	85	392	140
843 WOMENS OUTERWEAR NONKNIT	33	474	162	714 ENGINES & MOTORS NES	39	3 527	1 225
845 OUTERWEAR KNIT NONELASTC	38	247	84	716 ROTATING ELECTRIC PLANT	642	3 919	1 362
846 UNDERWEAR KNITTED	11	157	56	723 CIVIL ENGINEERG EQUIP ETC	281	315	105
847 TXTL CLTHNG ACCESRYS NES	25	131	45	724 TEXTILE,LEATHER MACHNRY	2 667	13 079	4 603
848 HEADGEAR,NONTXTL CLOTHNG	30	238	84	726 PRINTG,BKBINDG MACHY,PTS	24	119	43
851 FOOTWEAR	727	5 023	1 792	728 OTH MACHY FOR SPCL INDUS	326	1 536	511
871 OPTICAL INSTRUMENTS	23	2 454	823	736 MACHINE TOOLS FOR METAL	1 404	5 215	1 761
872 MEDICAL INSTRUMENTS NES	1 015	9 831	3 421	741 HEATING,COOLING EQUIPMNT	20	461	161
873 METERS & COUNTERS NES	131	296	102	743 PUMPS NES,CENTRIFUGES ETC	23 486	16 153	5 684
874 MEASURNG,CONTROLNG INSTR	1 538	17 585	6 261	749 NONELEC MACH PTS,ACC NES	2 479	20 074	7 063
881 PHOTO APPAR & EQUIPT NES	502	4 576	1 606	751 OFFICE MACHINES	4 043	22 189	7 907
882 PHOTO,CINEMA SUPPLIES	3 967	5 425	1 956	752 AUTOMATIC DATA PROC EQUIP	973	31 797	11 008
884 OPTICAL GOODS NES	1	366	129	759 OFFICE & ADP MCH PTS,ACC	3 340	122 932	42 473
885 WATCHES AND CLOCKS	61	858	299	761 TELEVISION RECEIVERS	11 292	37 719	13 210
892 PRINTED MATTER	774	1 187	419	762 RADIO BROADCAST RECEIVRS	13 649	62 338	22 021
893 ARTICLES OF PLASTIC NES	3 937	5 688	2 001	763 SOUND RECORDRS,PHONOGRPH	1 856	15 296	5 418
894 TOYS,SPORTING GOODS,ETC	421	859	296	764 TELECOM EQPT,PTS,ACC NES	2 627	40 702	14 457
895 OFFICE SUPPLIES NES	3 356	6 166	2 177	771 ELECTRIC POWER MACHY NES	1 946	13 995	5 014
897 GOLD,SILVER WARE,JEWELRY		616	221	772 SWITCHGEAR ETC & PTS NES	5 821	62 607	21 880
898 MUSICAL INSTRUMENTS,PTS	329	1 811	638	773 ELECTR DISTRIBUTING MACH	361	3 128	1 104
899 OTHER MANUFACTURED GOODS	1 343	1 832	642	775 HOUSEHOLD TYPE EQUIP NES	9 695	20 778	7 243
951 WAR FIREARMS,AMMUNITION	60	403	140	776 TRANSISTORS,VALVES,ETC	4 514	195 309	68 431
971 GOLD,NON MONETARY NES		3 794	1 369	778 ELECTRICAL MACHINERY NES	4 434	48 969	17 314
				785 MOTOR & OTHER CYCLES ETC	1 127	1 582	576
BRUNEI				792 AIRCRAFT	30	859	297
IMPORTS	300	282	98	793 SHIPS AND BOATS	226 347	37 977	12 498
EXPORTS	5 889	15 532	5 351	821 FURNITURE	712	517	183
572 EXPLOSIVES, PYROTECH PROD	46	258	94	831 TRAVEL GOODS,HANDBAGS	3 109	1 592	558
674 IRN, STL UNIV, PLATE, SHEET	1 277	96	33	842 MENS OUTERWEAR NOT KNIT	6 482	21 833	7 707
678 IRON, STL TUBES, PIPES, ETC	150	214	78	843 WOMENS OUTERWEAR NONKNIT	4 992	26 960	9 586
684 STL,COPPR NAILS,NUTS,ETC	483	146	50	844 UNDERWEAR NOT KNIT	1 716	7 302	2 594
697 BASE MTL HOUSEHOLD EQUIP	101	546	200	845 UNDERWEAR KNIT NONELASTC	6 452	33 330	11 915
699 OTHER METAL MANUFACTURES	81	100	37	846 UNDERWEAR KNITTED	2 785	14 192	5 027
712 STEAM ENGINES, TURBINES	10	153	56	847 TXTL CLTHNG ACCESRYS NES	59	390	146
714 ENGINES & MOTORS NES	16	3 238	1 083	851 FOOTWEAR	7	127	44
723 CIVIL ENGINEERG EQUIP ETC	398	121	43	871 OPTICAL INSTRUMENTS	30	2 882	1 008
728 OTH MACHY FOR SPCL INDUS	42	129	47	874 MEASURNG,CONTROLNG INSTR	441	6 392	2 238
742 PUMPS FOR LIQUIDS ETC	23	416	143	881 PHOTO APPAR & EQUIPT NES	608	2 806	984
743 PUMPS NES,CENTRIFUGES ETC	27	419	146	882 PHOTO,CINEMA SUPPLIES	1	140	53
745 NONELEC MACHY,TOOLS NES	28	198	69	884 OPTICAL GOODS NES	175	1 875	671
749 NONELEC MACH PTS,ACC NES	98	436	153	885 WATCHES AND CLOCKS	443	3 259	1 152
761 TELEVISION RECEIVERS	7	203	74	892 PRINTED MATTER	1 598	2 429	850
764 TELECOM EQPT,PTS,ACC NES	4	321	107	893 ARTICLES OF PLASTIC NES	11 885	8 558	3 021
772 SWITCHGEAR ETC & PTS NES	10	190	64	894 TOYS,SPORTING GOODS,ETC	8 810	34 827	12 106
778 ELECTRICAL MACHINERY NES	14	177	62	895 OFFICE SUPPLIES NES	333	640	221
781 PASS MOTOR VEH EXC BUSES	744	2 459	849	896 WORKS OF ART ETC	40	1 344	464
792 AIRCRAFT	1	326	113	898 MUSICAL INSTRUMENTS,PTS	136	501	175
812 PLUMB, HEATNG, LGHTNG EQU	75	260	91	899 OTHER MANUFACTURED GOODS	2 363	2 787	1 003
821 FURNITURE	288	294	101	941 ZOD ANIMALS,PETS	228	846	297
851 FOOTWEAR	60	477	166	961 COIN NONGOLD,NONCURRENT	1	100	34
874 MEASURNG,CONTROLNG INSTR	7	316	108	971 GOLD,NON MONETARY NES	1	8 386	2 875
893 ARTICLES OF PLASTIC NES	97	273	93	EXPORTS	3 083 789	2 121 628	745 069
897 GOLD,SILVER WARE,JEWELRY		744	243	022 MILK AND CREAM	18 030	2 115	747
951 WAR FIREARMS,AMMUNITION	51	191	71	034 FISH FRESH,CHILLED,FROZN	4	200	68
SINGAPORE				037 FISH ETC PREPD PRSD NES	68	1 070	384
IMPORTS	1 119 040	1 316 956	461 944	048 CEREAL ETC PREPARATIONS	1 460	1 024	359
034 FISH FRESH,CHILLED,FROZN	2 593	13 260	4 665	056 VEGTBLES ETC PRSD,PREPD	433	163	53
036 SHELL FISH FRESH,FROZEN	986	1 315	465	058 FRUIT PRESERVED,PREPARED	829	193	67
048 CEREAL ETC PREPARATIONS	234	117	41	061 SUGAR AND HONEY	10 135	654	227
057 FRUIT,NUTS,FRESH,DRIED	355	144	53	062 SUGAR PREPS NON-COCOA	1 154	705	238
072 COCOA	25 306	20 514	7 201	071 COFFEE AND SUBSTITUTES	401	983	344
074 TEA AND MATE	288	214	69	072 COCOA	1 354	780	260
075 SPICES	855	902	303	073 CHOCOLATE AND PRODUCTS	1 989	2 036	700
211 HIDES,SKINS,UNDRESSED	15	565	208	075 SPICES	168	171	57
232 NATURAL RUBBER,GUMS	33 884	10 535	3 755	081 FEEDING STUFF FOR ANIMLS	7 657	1 480	521
246 PULPWOOD,CHIPS,WOODWASTE	872	115	42	098 EDIBLE PRODCTS,PREPS NES	747	548	188
247 OTH WOOD ROUGH,SQUARED	1 130	278	97	111 NON-ALCOHL BEVERAGES NES	18 110	2 546	859
248 WOOD SHAPED	504 591	66 520	23 536	112 ALCOHOLIC BEVERAGES	9 526	4 256	1 522
263 COTTON	653	199	71	233 RUBBER,SYNTHIC,RECLAIMD	1 955	841	289
288 NONFERR METAL SCRAP NES	2 230	973	325	251 PULP AND WASTE PAPER	1 000	202	74
289 PREC METAL ORE,WASTE NES	162	358	120	273 STONE,SAND AND GRAVEL	13 220	502	182
292 CRUDE VEG MATERIALS NES	5 496	8 872	3 143	277 NATURAL ABRASIVES NES	18	360	128
431 PROCESD ANML VEG OIL,ETC	2 615	629	205	278 OTHER CRUDE MINERALS	584 212	12 909	4 464
512 ALCOHOLS,PHENOLS,ETC	20	140	51	291 CRUDE ANIMAL MTRIALS NES	111	482	163
515 ORG-INORG COMPOUNDS ETC	157	70 986	24 811	292 CRUDE VEG MATERIALS NES	96	134	45
523 OTHR INORGANIC CHEMICALS	20	151	53	323 BRIQUETS,COKE,SEMI-COKE	22 000	682	263
541 MEDICINAL ETC PRODUCTS	132	1 074	396	334 PETROLEUM PRODUCTS,REFIN	11 089	2 951	1 036
551 ESSENTL OIL,PERFUME,ETC	18	219	79	335 RESIDUAL PETRLM PROD NES	6 215	757	273
553 PERFUMERY,COSMETICS,ETC	67	144	51	424 FIXED VEG OIL NONSOFT	1 407	264	95
583 PROD OF POLYMERIZING ETC	135	227	84	431 PROCESD ANML VEG OIL,ETC	1 866	507	181
598 MISC CHEMICAL PRODS NES	247	197	69	511 HYDROCARBONS NES DERIVS	32 693	4 788	1 678
611 LEATHER	47	2 342	852	512 ALCOHOLS,PHENOLS,ETC	24 019	5 100	1 808
625 RUBBER TYRES,TUBES	45	151	58	513 ORGANIC ACIDS,ETC	64 308	13 494	4 771
628 RUBBER ARTICLES NES	341	801	282	514 NITROGEN-FUNCTN COMPOUNDS	9 746	3 725	1 326
634 VENEERS,PLYWOOD,ETC	46 498	12 015	4 272	515 ORG-INORG COMPOUNDS ETC	9 156	6 255	2 184
635 WOOD MANUFACTURES NES	58 923	14 568	5 189	516 OTHER ORGANIC CHEMICALS	19 749	4 851	1 734
642 ARTICLES OF PAPER ETC	1 315	1 165	401	522 INORG ELEMNTS,OXIDES,ETC	122 353	10 431	3 658
651 TEXTILE YARN AND THREAD	2 764	2 039	709	523 OTHR INORGANIC CHEMICALS	59 362	11 180	3 914
656 LACE,RIBBONS,TULLE,ETC	37	266	89	531 SYNT DYE,NAT INDGO,LAKES	3 107	7 336	2 589
667 PEARL,PREC- SEMI-P STONE		325	113	533 PIGMENTS,PAINTS,ETC	13 146	9 702	3 391
684 ALUMINIUM	192	302	112	541 MEDICINAL ETC PRODUCTS	4 446	18 245	6 490
687 TIN	5 655	19 737	6 889	551 ESSENTL OIL,PERFUME,ETC	1 313	2 521	912
689 NON-FER BASE METALS NES	66	110	40	553 PERFUMERY,COSMETICS,ETC	3 100	3 907	1 372
				554 SOAPS,CLEANING ETC PREPS	19 209	6 579	2 294
				562 FERTILIZERS MANUFACTURED	122 535	5 263	1 873
				572 EXPLOSIVES,PYROTECH PROD	1 083	5 888	2 067
				582 PROD OF CONDENSATION ETC	56 179	27 635	9 711

7 IMPORTS AND EXPORTS (SPECIAL TRADE) BY COUNTRIES OF PRODUCTION AND CONSUMPTION AND BY GROUPS OF THE SITC-REV. II 1984

GROUP DESCRIPTION	DT = 100 KG	1 000 DM	1 000 \$	GROUP DESCRIPTION	DT = 100 KG	1 000 DM	1 000 \$
583 PROD OF POLYMERIZING ETC	160 975	49 722	17 439	844 UNDERWEAR NOT KNIT	5	176	68
584 CELLULOSE DERIVATIVES ETC	2 601	1 776	626	845 OUTERWEAR KNIT NONELASTC	88	807	280
585 PLASTIC MATERIALS NES	159	111	37	846 UNDERWEAR KNITTED	58	627	222
591 PESTICIDES, DISINFECTANTS	3 746	3 111	1 100	847 TXLT CLTHNG ACCESSRYS NES	71	675	239
592 STARCH, INULIN, GLUTEN, ETC	11 041	2 569	899	848 HEADGEAR, NONTXLT CLOTHNG	165	655	224
598 MISC CHEMICAL PRODS NES	90 014	32 535	11 382	851 FOOTWEAR	4 283	27 630	9 747
611 LEATHER	565	1 995	706	871 OPTICAL INSTRUMENTS	75	2 316	805
612 LEATHER ETC MANUFACTURES	313	346	120	872 MEDICAL INSTRUMENTS NES	331	4 679	1 646
621 MATERIALS OF RUBBER	2 960	2 783	976	873 METERS & COUNTERS NES	579	1 734	607
625 RUBBER TYRES, TUBES	2 302	2 217	778	874 MEASURING, CONTROLLING INSTR	2 298	40 424	14 170
628 RUBBER ARTICLES NES	1 761	6 657	2 336	881 PHOTO APPAR & EQUIPT NES	977	15 160	5 212
633 CORK MANUFACTURES	282	284	101	882 PHOTO, CINEMA SUPPLIES	4 509	4 890	1 717
634 VENEERS, PLYWOOD, ETC	10 046	4 610	1 539	884 OPTICAL GOODS NES	61	8 820	3 092
635 WOOD MANUFACTURES NES	2 347	1 276	447	885 WATCHES AND CLOCKS	514	5 847	2 047
641 PAPER AND PAPERBOARD	74 017	15 695	5 490	892 PRINTED MATTER	2 349	3 123	1 095
642 ARTICLES OF PAPER ETC	7 472	6 238	2 180	893 ARTICLES OF PLASTIC NES	6 995	14 876	5 198
651 TEXTILE YARN AND THREAD	269	1 158	415	894 TOYS, SPORTING GOODS, ETC	1 781	2 844	989
652 COTTON FABRICS, WOVEN	1 053	3 915	1 358	895 OFFICE SUPPLIES NES	1 271	5 960	2 092
653 WOVN MAN-MADE FIB FABRIC	2 254	7 799	2 738	897 GOLD, SILVER WARE, JEWELRY	23	12 357	4 368
654 OTH WOVEN TEXTILE FABRIC	51	207	62	898 MUSICAL INSTRUMENTS, PTS	1 301	6 779	2 374
655 KNIT ETC FABRICS	174	615	220	899 OTHER MANUFACTURED GOODS	1 718	3 834	1 345
656 LACE, RIBBONS, TULLE, ETC	158	897	319	951 WAR FIREARMS, AMMUNITION	540	2 787	963
657 SPECIAL TEXTILE ETC PROD	1 833	3 517	1 226	971 GOLD, NON MONETARY NES	69	230 458	79 592
658 TEXTILE ARTICLES NES	804	3 168	1 116				
659 FLOOR COVERINGS ETC	457	829	289	PHILIPPINES			
661 CEMENT ETC BUILDING PROD	2 331	473	168				
662 CLAY, REFRACTORY BLDG PRD	121 016	14 371	5 049	IMPORTS	3 561 132	1 023 065	361 769
663 OTH NONMETAL MINERAL MFS	6 372	6 534	2 294				
664 GLASS	16 344	5 144	1 821	034 FISH FRESH, CHILLED, FROZEN	89	937	329
665 GLASSWARE	1 393	2 057	715	036 SHELL FISH FRESH, FROZEN	42	138	52
666 POTTERY	435	1 621	575	037 FISH ETC PREPD, PRSD NES	42 635	25 467	8 898
667 PEARL, PREC.-SEMI-P STONE		2 438	846	057 FRUIT, NUTS, FRESH, DRIED	40 741	17 146	5 951
671 PIG IRON ETC	715	119	43	058 FRUIT PRESERVED, PREPARED	76 207	18 878	6 742
672 IRON, STL PRIMARY FORMS	136 583	9 133	3 140	071 COFFEE AND SUBSTITUTES	11 187	8 751	3 022
673 IRON AND STEEL SHAPES	41 828	7 466	2 638	072 COCOA	7 296	4 852	1 699
674 IRN, STL UNIV, PLATE, SHEET	19 344	3 380	1 200	081 FEEDING STUFF FOR ANIMLS	1 761 371	81 216	29 034
675 IRON, STEEL HOOP, STRIP	29 031	6 837	2 408	098 EDIBLE PRODUCTS, PREPS NES	217	113	38
676 RAILWAY RAILS ETC IRN, STL	1 870	237	79	121 TOBACCO UNMNFCTRD, REFUSE	34 913	18 546	6 572
677 IRN, STL WIRE EXCL W ROD	2 479	717	252	122 TOBACCO MFRS	60	236	84
678 IRON, STL TUBES, PIPES, ETC	174 158	26 347	9 130	223 SEEDS FOR OTH FIXED OILS	24 828	3 422	1 193
679 IRN, STL CASTINGS UNWORKE	159	128	46	247 OTH WOOD ROUGH, SQUARED	55 655	3 977	1 330
681 SILVER, PLATINUM, ETC	104	3 951	1 368	248 WOOD SHAPED	106 609	11 400	4 036
682 COPPER EXC CEMENT COPPER	25 784	26 590	9 421	251 PULP AND WASTE PAPER	16 996	7 742	2 713
683 NICKEL	69	234	80	265 VEG FIBRE, EXCL COTN JUTE	3 820	1 189	416
684 ALUMINIUM	9 600	7 958	2 791	287 BASE METAL DRES, CONC NES	147 170	7 290	2 550
685 LEAD	791	311	113	288 NONFERR METAL SCRAP NES	185	96	33
686 ZINC	157	102	36	289 PREC METAL ORE, WASTE NES		319	113
689 NON-FER BASE METALS NES	7	96	34	291 CRUDE ANIMAL MTRIALS NES	2 016	511	176
691 STRUCTURES AND PARTS NES	15 422	12 003	4 121	292 CRUDE VEG MATERIALS NES	1 579	958	331
692 METAL TANKS, BOXES, ETC	464	428	139	424 FIXED VEG OIL NONSOFT	982 160	280 644	100 677
693 WIRE PRODUCTS NON ELECTR	6 172	2 406	827	431 PROCESD ANML VEG OIL, ETC	76 883	20 471	7 042
694 STL, COPPR NAILS, NUTS, ETC	4 653	6 731	2 362	512 ALCOHOLS, PHENOLS, ETC	3 958	1 096	377
695 TOOLS	6 158	25 466	8 962	514 NITROGEN-FUNCTN COMPOUNDS	521	181	63
696 CUTLERY	469	2 550	897	515 ORG-INORG COMPOUNDS ETC	810	1 497	488
697 BASE MTL HOUSEHOLD EQUIP	5 151	9 011	3 161	522 INORG ELEMNTS, OXIDES, ETC	181	1 166	390
699 OTHER METAL MANUFACTURES	21 991	29 716	10 453	583 PROD OF POLYMERIZING ETC	784	369	127
700 INDUSTRIAL PLANT, CHAP 84	862	3 696	1 336	611 LEATHER	52	224	81
703 INDUSTRIAL PLANT, CHAP 85	2 518	2 975	1 083	612 LEATHER ETC MANUFACTURES	75	465	163
711 STEAM BOILERS & AUX PLNT	825	1 888	680	634 VENEERS, PLYWOOD, ETC	59 844	9 855	3 506
712 STEAM ENGINES, TURBINES	13	776	278	635 WOOD MANUFACTURES NES	6 421	4 674	1 649
713 INTRNL COMBUS PISTN ENGN	16 720	90 749	31 956	657 SPECIAL TEXTILE ETC PROD	1 594	670	239
714 ENGINES & MOTORS NES	505	25 687	9 076	658 TEXTILE ARTICLES NES	591	3 856	1 361
716 ROTATING ELECTRIC PLANT	4 129	12 825	4 557	659 FLOOR COVERINGS ETC	156	163	56
718 OTH POWER GENERATG MACHY	783	2 565	921	666 POTTERY	1 048	748	265
721 AGRIC MACHY, EXC TRACTORS	220	458	166	683 NICKEL	11 563	16 394	5 872
723 CIVIL ENGINEERG EQUIP ETC	9 927	12 711	4 492	697 BASE MTL HOUSEHOLD EQUIP	30	134	47
724 TEXTILE, LEATHER MACHNRY	2 557	13 932	4 898	714 ENGINES & MOTORS NES	178	23 834	8 164
725 PAPER ETC MILL MACHINERY	2 374	5 917	2 104	728 OTH MACHY FOR SPCL INDUS	22	217	80
726 PRINTG, BKBINDG MACHY, PTS	6 004	24 410	8 591	762 RADIO BROADCAST RECEIVRS	2 462	8 970	3 154
727 FOOD MACHY NON-DOMESTIC	717	3 090	1 082	763 SOUND RECORDRS, PHONOGRPH	115	354	116
728 OTH MACHY FOR SPCL INDUS	16 957	50 143	17 613	764 TELECOM EQPT, PTS, ACC NES	443	863	296
736 MACHINE TOOLS FOR METAL	5 860	24 513	8 638	776 TRANSISTORS, VALVES, ETC	3 274	153 514	53 778
737 METALWORKING MACHNRY NES	1 049	5 882	2 059	778 ELECTRICAL MACHINERY NES	417	2 364	846
741 HEATING, COOLING EQUIPMNT	5 562	15 024	5 245	784 MOTOR VEHCL PTS, ACC NES	6 777	3 903	1 354
742 PUMPS FOR LIQUIDS ETC	7 708	22 461	7 958	792 AIRCRAFT	2	96	32
743 PUMPS NES, CENTRIFUGES ETC	4 817	22 385	7 890	812 PLUMBING, HEATING, LIGHTNG EQU	356	320	111
744 MECHANICAL HANDLING EQU	14 066	22 609	7 940	821 FURNITURE	4 840	6 899	2 390
745 NONELEC MACHY TOOLS NES	5 215	23 347	8 092	831 TRAVEL GOODS, HANDBAGS	338	1 210	431
749 NONELEC MACH PTS, ACC NES	36 219	85 125	30 032	842 MENS OUTERWEAR NOT KNIT	11 020	35 745	12 723
751 OFFICE MACHINES	2 393	10 760	3 760	843 WOMENS OUTERWEAR NONKNIT	6 900	36 948	13 057
752 AUTOMATIC DATA PROC EQUIP	704	15 039	5 241	844 UNDERWEAR NOT KNIT	2 080	10 574	3 692
759 OFFICE & ADP MCH PTS, ACC	1 785	16 179	5 682	845 OUTERWEAR KNIT NONELASTC	7 290	28 932	10 181
761 TELEVISION RECEIVERS	3 634	10 878	3 874	846 UNDERWEAR KNITTED	10 494	44 678	15 995
762 RADIO BROADCAST RECEIVRS	360	6 134	2 142	847 TXLT CLTHNG ACCESSRYS NES	1 014	5 017	1 733
763 SOUND RECORDRS, PHONOGRPH	264	3 463	1 196	848 HEADGEAR, NONTXLT CLOTHNG	442	6 499	2 207
764 TELECOM EQPT, PTS, ACC NES	5 156	38 059	13 481	851 FOOTWEAR	1 572	4 377	1 596
771 ELECTRIC POWER MACHY NES	10 804	16 676	5 869	874 MEASURING, CONTROLLING INSTR	104	4 002	1 414
772 SWITCHGEAR ETC & PTS NES	18 924	83 415	29 500	881 PHOTO APPAR & EQUIPT NES	129	1 318	437
773 ELECTR DISTRIBUTING MACH	5 462	9 117	3 246	885 WATCHES AND CLOCKS	13	937	337
774 ELECTRO-MEDCL, XRAY, EQUIP	270	5 978	2 082	893 ARTICLES OF PLASTIC NES	1 767	711	247
775 HOUSEHOLD TYPE EQUIP NES	4 192	9 480	3 343	894 TOYS, SPORTING GOODS, ETC	5 042	11 612	4 013
776 TRANSISTORS, VALVES, ETC	2 842	158 780	55 940	897 GOLD, SILVER WARE, JEWELRY	91	440	155
778 ELECTRICAL MACHINERY NES	9 739	38 571	13 617	898 MUSICAL INSTRUMENTS, PTS	24	315	102
781 PASS MOTOR VEH EXC BUSES	21 460	52 511	18 546	899 OTHER MANUFACTURED GOODS	10 853	21 481	7 571
782 LORRIES, SPCL MTR VEH NES	11 053	17 516	6 402	941 ZOO ANIMALS, PETS	12	137	48
784 MOTOR VEHCL PTS, ACC NES	39 820	81 302	28 796	971 GOLD, NON MONETARY NES	47	45 804	15 960
785 MOTOR & OTHER CYCLES ETC	64	208	73				
786 VEH NES NONMOTR TRAILERS	5 937	2 587	906	EXPORTS	468 576	493 629	173 411
791 RAILWAY VEHICLES	110	153	56				
792 AIRCRAFT	66	12 260	4 248	001 LIVE ANIMALS	6	201	71
793 SHIPS AND BOATS	400 593	32 912	11 935	022 MILK AND CREAM	6 150	1 610	568
812 PLUMBING, HEATING, LIGHTNG EQU	5 438	9 953	3 500	048 CEREAL ETC PREPARATIONS	12 900	1 072	387
821 FURNITURE	38 574	24 543	6 630	061 SUGAR AND HONEY	15 695	1 961	715
831 TRAVEL GOODS, HANDBAGS	259	4 945	1 729	075 SPICES	24	442	161
843 WOMENS OUTERWEAR NONKNIT	148	2 075	733	081 FEEDING STUFF FOR ANIMLS	4 026	593	213

7 IMPORTS AND EXPORTS (SPECIAL TRADE) BY COUNTRIES OF PRODUCTION AND CONSUMPTION AND BY GROUPS OF THE SITC-REV. II 1984

GROUP DESCRIPTION	DT = 100 KG	1 000 DM	1 000 \$	GROUP DESCRIPTION	DT = 100 KG	1 000 DM	1 000 \$
098 EDIBLE PRODUCTS,PREPS NES	460	445	155	792 AIRCRAFT	5	956	336
112 ALCOHOLIC BEVERAGES	186	92	36	812 PLUMB, HEATING, LIGHTING EQUI	59	127	42
233 RUBBER, SYNTHETIC, RECLAIMED	4 367	1 952	673	821 FURNITURE	382	791	280
273 STONE, SAND AND GRAVEL	30 467	763	265	831 TRAVEL GOODS, HANDBAGS	23	161	55
274 SULPHUR ETC	3 040	175	63	847 TEXTILE CLOTHING ACCESSORIES NES	152	518	183
278 OTHER CRUDE MINERALS	26 995	927	324	848 HEADGEAR, NONTEXTILE CLOTHING	36	106	36
292 CRUDE VEG MATERIALS NES	620	2 241	796	871 OPTICAL INSTRUMENTS	6	426	146
334 PETROLEUM PRODUCTS, REFIN	3 437	1 134	404	872 MEDICAL INSTRUMENTS NES	76	1 192	415
335 RESIDUAL PETROLEUM PROD NES	1 022	172	61	874 MEASURING, CONTROLLING INSTR	531	7 588	2 775
424 FIXED VEG OIL NONSOFT	1 976	393	138	881 PHOTO APPAR & EQUIPT NES	17	311	110
431 PROCESSED ANIMAL VEG OIL, ETC	1 060	345	122	882 PHOTO, CINEMA SUPPLIES	1 012	1 481	526
511 HYDROCARBONS NES, DERIVS	5 597	1 227	425	892 PRINTED MATTER	234	424	141
512 ALCOHOLS, PHENOLS, ETC	13 658	3 480	1 235	893 ARTICLES OF PLASTIC NES	885	1 860	645
513 ORGANIC ACIDS, ETC	20 102	4 581	1 604	895 OFFICE SUPPLIES NES	541	2 061	727
514 NITROGEN-FUNCTION COMPOUNDS	4 440	3 952	1 391	897 GOLD, SILVER WARE, JEWELRY	141	1 576	529
515 ORGANIC COMPOUNDS ETC	5 055	11 065	3 915	898 MUSICAL INSTRUMENTS, PTS	360	723	248
516 OTHER ORGANIC CHEMICALS	4 643	4 596	1 625	899 OTHER MANUFACTURED GOODS	360	1 426	498
522 INORGANIC ELEMENTS, OXIDES, ETC	37 626	5 312	1 857	971 GOLD, NON MONETARY NES		2 155	760
523 OTHER INORGANIC CHEMICALS	49 901	6 264	2 196				
531 SYNTH DYE, NAT INDIGO, LAKES	3 528	8 730	3 078	MONGOLIA			
532 DYES NES, TANNING PRODS	3 410	833	296	IMPORTS	24 715	5 300	1 872
533 PIGMENTS, PAINTS, ETC	9 509	4 849	1 657	212 FUR SKINS UNRESSED	50	636	239
541 MEDICINAL ETC PRODUCTS	3 371	19 180	6 687	268 WOOL (EXC TOPS), ANIMAL HAIR	1 907	541	184
551 ESSENTIAL OIL, PERFUME, ETC	662	1 998	706	287 BASE METAL ORES, CONC NES	22 362	2 918	1 042
554 SOAPS, CLEANING ETC PREPS	9 522	2 989	1 046	291 CRUDE ANIMAL MATERIALS NES	333	1 139	385
562 FERTILIZERS MANUFACTURED	13 372	920	338	EXPORTS	3 050	3 655	1 287
582 PROD OF CONDENSATION ETC	4 246	2 843	997	582 PROD OF CONDENSATION ETC	235	182	68
583 PROD OF POLYMERIZING ETC	35 025	9 709	3 406	583 PROD OF POLYMERIZING ETC	1 798	524	194
584 CELLULOSE DERIVATIVES ETC	407	401	140	724 TEXTILE, LEATHER MACHINERY	119	850	295
585 PLASTIC MATERIALS NES	200	125	44	728 OTHER MACHINERY FOR SPECIAL INDUSTRIES	52	542	186
591 PESTICIDES, DISINFECTANTS	5 978	9 636	3 415	745 NONELECTRIC MACHINERY, TOOLS NES	40	506	170
592 STARCH, INULIN, GLUTEN, ETC	3 232	1 265	440	CHINA			
598 MISC CHEMICAL PRODUCTS NES	20 544	9 259	3 234	IMPORTS	7 415 551	2 416 676	850 956
611 LEATHER	223	1 992	706	011 MEAT FRESH, CHILLED, FROZEN	305	242	87
621 MATERIALS OF RUBBER	920	1 204	426	034 FISH FRESH, CHILLED, FROZEN	153	118	40
628 RUBBER ARTICLES NES	304	722	256	036 SHELL FISH FRESH, FROZEN	2 862	8 959	3 148
633 CORK MANUFACTURES	147	151	56	037 FISH ETC PREPARED PRESERVED NES	321	1 347	487
635 WOOD MANUFACTURES NES	90	132	46	042 RICE	5 843	747	263
641 PAPER AND PAPERBOARD	5 522	1 698	605	045 CEREALS NES UNMILLED	6 207	1 332	476
642 ARTICLES OF PAPER ETC	1 753	601	215	048 CEREAL ETC PREPARATIONS	3 185	996	349
651 TEXTILE YARN AND THREAD	731	1 908	675	054 VEG ETC FRESH, SIMPLY PRESERVED	454 151	42 893	15 383
652 COTTON FABRICS, WOVEN	1 056	2 502	886	056 VEGETABLES ETC PRESERVED, PREPARED	327 406	106 708	37 660
653 WOVEN MAN-MADE FIB FABRIC	987	2 981	1 043	057 FRUIT, NUTS, FRESH, DRIED	32 229	12 717	4 527
654 OTHER WOVEN TEXTILE FABRIC	28	100	37	058 FRUIT PRESERVED, PREPARED	93 851	19 935	7 175
655 KNIT ETC FABRICS	420	1 862	680	061 SUGAR AND HONEY	97 408	21 881	7 715
656 LACE, RIBBONS, TULLE, ETC	104	419	151	071 COFFEE AND SUBSTITUTES	551	479	157
657 SPECIAL TEXTILE ETC PROD	789	2 247	794	072 COCOA	340	516	171
662 CLAY, REFRACTORY BLDG PROD	12 991	1 801	611	074 TEA AND MATE	35 551	26 986	9 460
663 OTHER NONMETAL MINERAL MFS	1 930	1 872	653	075 SPICES	37 030	19 700	6 930
664 GLASS	766	1 375	478	081 FEEDING STUFF FOR ANIMALS	1 354 829	62 119	22 801
665 GLASSWARE	448	517	180	098 EDIBLE PRODUCTS, PREPS NES	9 337	2 832	980
666 POTTERY	124	325	112	112 ALCOHOLIC BEVERAGES	856	605	212
671 PIG IRON ETC	2 358	450	156	121 TOBACCO UNMANUFACTURED, REFUSE	14 218	7 080	2 485
673 IRON AND STEEL SHAPES	1 638	310	114	121 HIDES, SKINS, UNRESSED	1 857	5 509	1 939
674 IRON, STEEL UNIV, PLATE, SHEET	365	130	47	212 FUR SKINS UNRESSED	441	15 776	5 548
675 IRON, STEEL HOOP, STRIP	396	134	47	222 SEEDS FOR SOFT-FIXED OIL	60 495	17 216	6 040
678 IRON, STEEL TUBES, PIPES, ETC	2 954	1 109	397	223 SEEDS FOR OTHER FIXED OILS	287 084	46 686	16 673
681 SILVER, PLATINUM, ETC	3	279	94	232 NATURAL RUBBER, GUMS	384	111	36
682 COPPER EXC CEMENT COPPER	357	461	154	233 RUBBER, SYNTHETIC, RECLAIMED			
683 NICKEL	55	140	47	771 SILK	3 737	15 845	5 522
684 ALUMINIUM	3 905	2 162	735	263 COTTON	16 675	7 557	2 612
691 STRUCTURES AND PARTS NES	350	653	241	264 JUTE, OTHER TEXTILE BAST FIBRES	8 400	1 000	352
692 METAL TANKS, BOXES, ETC	887	683	241	265 VEG FIBRE, EXCL COTN JUTE	947	1 269	438
693 WIRE PRODUCTS NON ELECTR	150	264	89	268 WOOL (EXC TOPS), ANIMAL HAIR	13 557	36 839	13 071
694 STEEL, COPPER NAILS, NUTS, ETC	137	161	53	278 OTHER CRUDE MINERALS	1 183 921	43 448	15 320
695 TOOLS	623	1 734	596	287 BASE METAL ORES, CONC NES	1 308 277	96 790	33 737
696 CUTLERY	29	224	77	289 PREC METAL ORE, WASTE NES		236	89
699 OTHER METAL MANUFACTURES	8 477	10 032	3 513	291 CRUDE ANIMAL MATERIALS NES	139 587	140 381	49 356
700 INDUSTRIAL PLANT, CHAP 84	650	5 191	1 723	292 CRUDE VEG MATERIALS NES	45 212	17 750	6 154
703 INDUSTRIAL PLANT, CHAP 85	652	2 967	1 030	335 RESIDUAL PETROLEUM PROD NES	1 085	158	51
711 STEAM BOILERS & AUX PLANT	1 976	2 697	974	423 FIXED VEG OILS, SOFT	89 145	21 728	7 234
712 STEAM ENGINES, TURBINES	33	865	292	424 FIXED VEG OIL NONSOFT	10 245	5 179	1 886
713 INTERNAL COMBUSTION PISTON ENGIN	443	1 514	542	431 PROCESSED ANIMAL VEG OIL, ETC	1 726	403	139
714 ENGINES & MOTORS NES	106	15 972	5 209	511 HYDROCARBONS NES, DERIVS	410	309	106
716 ROTATING ELECTRIC PLANT	1 151	2 512	884	512 ALCOHOLS, PHENOLS, ETC	8 577	10 217	3 663
721 AGRIC MACHINERY, EXC TRACTORS	105	323	104	513 ORGANIC ACIDS, ETC	43 425	19 321	6 887
722 TRACTORS NON-ROAD	148	129	44	514 NITROGEN-FUNCTION COMPOUNDS	13 542	11 034	3 902
723 CIVIL ENGINEERING EQUIP ETC	1 013	823	285	515 ORGANIC COMPOUNDS ETC	20 208	42 686	14 976
724 TEXTILE, LEATHER MACHINERY	1 345	8 416	2 958	516 OTHER ORGANIC CHEMICALS	10 417	7 110	2 458
725 PAPER ETC MILL MACHINERY	2 327	22 026	8 402	522 INORGANIC ELEMENTS, OXIDES, ETC	33 398	15 272	5 453
726 PRINTING, BOOKBINDING MACHINERY	240	1 448	503	523 OTHER INORGANIC CHEMICALS	111 696	25 782	9 074
727 FOOD MACHINERY NON-DOMESTIC	521	1 274	454	531 SYNTH DYE, NAT INDIGO, LAKES	806	606	217
728 OTHER MACHINERY FOR SPECIAL INDUSTRIES	3 160	16 157	5 667	533 PIGMENTS, PAINTS, ETC	1 082	275	93
736 MACHINE TOOLS FOR METAL	264	2 780	923	541 MEDICINAL ETC PRODUCTS	18 412	55 271	19 639
737 METALWORKING MACHINERY NES	30	209	74	551 ESSENTIAL OIL, PERFUME, ETC	6 607	12 542	4 423
741 HEATING, COOLING EQUIPMENT	4 033	16 053	5 908	553 PERFUMERY, COSMETICS ETC	176	269	93
742 PUMPS FOR LIQUIDS ETC	372	2 098	756	572 EXPLOSIVES, PYROTECH PROD	61 024	31 637	10 801
743 PUMPS NES, CENTRIFUGES ETC	1 134	4 778	1 665	582 PROD OF CONDENSATION ETC	1 075	491	176
744 MECHANICAL HANDLING EQUI	508	1 496	520	583 PROD OF POLYMERIZING ETC	3 394	1 358	466
745 NONELECTRIC MACHINERY, TOOLS NES	1 242	7 721	2 731	585 PLASTIC MATERIALS NES			
749 NONELECTRIC MACHINERY, ACCESSORIES NES	715	6 075	2 105	592 STARCH, INULIN, GLUTEN, ETC	3 960	870	307
751 OFFICE MACHINES	76	203	70	598 MISC CHEMICAL PRODUCTS NES	194 205	22 239	7 891
752 AUTOMATIC DATA PROCESSING EQUIP	79	8 887	3 060	611 LEATHER	170	496	168
759 OFFICE & ADP MACHINERY ACCESSORIES	69	11 218	3 753	612 LEATHER ETC MANUFACTURES	915	450	159
764 TELECOM EQUIPMENT, ACCESSORIES NES	1 121	20 669	7 038	613 FUR SKINS TANNED, DRESSED	3 359	15 662	5 529
771 ELECTRIC POWER MACHINERY NES	891	2 528	892	621 MATERIALS OF RUBBER	11	99	34
772 SWITCHGEAR ETC & ACCESSORIES NES	946	4 963	1 758	625 RUBBER TYRES, TUBES	980	589	203
773 ELECTRIC DISTRIBUTING MACHINERY	3 186	6 962	2 398	626 RUBBER ARTICLES NES	625	321	112
774 ELECTRO-MECHANICAL, XRAY EQUIP	8	569	202				
775 HOUSEHOLD TYPE EQUIPMENT NES	1 000	1 113	385				
776 TRANSISTORS, VALVES, ETC	1 353	90 121	31 812				
778 ELECTRICAL MACHINERY NES	5 885	4 740	1 647				
781 PASS MOTOR VEH EXC BUSES	2 445	7 001	2 430				
784 MOTOR VEHICLE PARTS, ACCESSORIES NES	2 431	7 258	2 535				
791 RAILWAY VEHICLES	112	847	304				

7 IMPORTS AND EXPORTS (SPECIAL TRADE) BY COUNTRIES OF PRODUCTION AND CONSUMPTION AND BY GROUPS OF THE SITC-REV. II 1984

GROUP DESCRIPTION	DT * 100 KG	1 000 DM	1 000 \$	GROUP DESCRIPTION	DT * 100 KG	1 000 DM	1 000 \$
633 CORK MANUFACTURES	46	101	37	582 PROD OF CONDENSATION ETC	21 503	12 134	4 224
635 WOOD MANUFACTURES NES	5 060	3 758	1 313	583 PROD OF POLYMERIZING ETC	1 264 700	273 607	96 970
642 ARTICLES OF PAPER ETC	7 865	3 124	1 094	584 CELLULOSE DERIVATIVES ETC	4 760	7 208	2 661
651 TEXTILE YARN AND THREAD	32 654	28 765	10 178	591 PESTICIDES, DISINFECTANTS	5 253	13 220	4 592
652 COTTON FABRICS, WOVEN	52 506	55 198	19 337	592 STARCH, INULIN, GLUTEN, ETC	2 471	1 192	449
653 WOVEN MAN-MADE FIB FABRIC	28 016	24 871	8 723	598 MISC CHEMICAL PRODS NES	20 923	9 947	3 537
654 OTH WOVEN TEXTILE FABRIC	4 387	39 170	13 801	605 INDUSTRIAL PLANT, CHAP 73	501	998	365
655 KNIT ETC FABRICS	193	764	265	607 INDUSTRIAL PLANT, CHAP 82	272	1 550	596
656 LACE, RIBBONS, TULLE, ETC	496	905	311	621 MATERIALS OF RUBBER	366	842	298
657 SPECIAL TEXTILE ETC PROD	1 782	2 096	739	625 RUBBER TYRES, TUBES	68	101	35
658 TEXTILE ARTICLES NES	79 087	86 432	30 708	628 RUBBER ARTICLES NES	745	1 000	363
659 FLOOR COVERINGS ETC	34 800	66 745	23 499	634 VENEERS, PLYWOOD, ETC	1 710	104	36
661 CEMENT ETC BUILDING PROD	1 263	194	70	635 WOOD MANUFACTURES NES	60	130	46
663 OTH NONMETAL MINERAL MFS	903	568	199	641 PAPER AND PAPERBOARD	2 217	862	299
665 GLASSWARE	4 811	2 757	997	642 ARTICLES OF PAPER ETC	1 024	606	216
666 POTTERY	13 318	5 809	2 058	651 TEXTILE YARN AND THREAD	29 435	26 189	9 236
667 PEARL, PREC., SEMI-P STONE	1	1 803	651	652 COTTON FABRICS, WOVEN	275	1 062	393
671 PIG IRON ETC	268	507	167	653 WOVEN MAN-MADE FIB FABRIC	764	1 587	568
677 IRN, STL WIRE EXCL W ROD	2 263	414	139	654 OTH WOVEN TEXTILE FABRIC	22	93	34
678 IRN, STL TUBES, PIPES, ETC	1 837	204	74	655 KNIT ETC FABRICS	287	631	235
679 IRN, STL CASTINGS UNWORKE	9 689	1 267	442	656 LACE, RIBBONS, TULLE, ETC	17	119	37
681 SILVER, PLATINUM, ETC		140	52	657 SPECIAL TEXTILE ETC PROD	933	1 851	636
687 TIN	398	1 348	477	658 TEXTILE ARTICLES NES	43	136	47
689 NON-FER BASE METALS NES	6 670	7 239	2 522	659 FLOOR COVERINGS ETC	32	366	131
693 WIRE PRODUCTS NON ELECTR	6 657	1 444	524	662 CLAY, REFRACTORY BLDG PRD	2 461	796	296
694 STL, COPPR NAILS, NUTS, ETC	140 425	27 238	9 561	663 OTH NONMETAL MINERAL MFS	543	940	334
695 TOOLS	55 323	22 284	7 853	664 GLASS	2 125	4 409	1 569
696 CUTLERY	7 968	10 136	3 561	665 GLASSWARE	218	524	178
697 BASE MTL HOUSEHOLD EQUIP	18 972	5 876	2 137	667 PEARL, PREC., SEMI-P STONE	517	1 496	497
699 OTHER METAL MANUFACTURES	58 360	15 296	5 453	671 PIG IRON ETC	58 960	16 101	5 523
716 ROTATING ELECTRIC PLANT	6 067	1 926	659	672 IRON, STL PRIMARY FORMS	418 989	21 635	7 263
721 AGRIC MACH, EXC TRACTORS	465	380	133	673 IRON AND STEEL SHAPES	1 307 439	93 581	31 586
728 OTH MACHY FOR SPCL INDUS	276	242	87	674 IRN, STL UNIV, PLATE, SHEET	1 114 614	109 849	38 970
736 MACHINE TOOLS FOR METAL	6 920	4 997	1 707	675 IRON, STEEL HOOP, STRIP	195 978	27 385	9 488
742 PUMPS FOR LIQUIDS ETC	3 634	1 095	382	677 IRN, STL WIRE EXCL W ROD	8 159	2 210	754
743 PUMPS NES, CENTRIFUGES ETC	69	216	79	678 IRON, STL TUBES, PIPES, ETC	2 992 233	373 177	129 927
744 MECHANICAL HANDLING EQU	6 349	2 245	796	679 IRN, STL CASTINGS UNWORKE	1 958	426	154
745 NONELEC MACH, TOOLS NES	402	107	37	681 SILVER, PLATINUM, ETC	2	196	65
749 NONELEC MACH PTS, ACC NES	3 376	2 146	758	682 COPPER EXC CEMENT COPPER	18 921	8 108	2 765
762 RADIO BROADCAST RECEIVRS	67	137	47	684 ALUMINIUM	6 506	5 102	1 711
764 TELECOM EQPT, PTS, ACC NES	75	359	126	686 ZINC	231 242	65 185	22 601
771 ELECTRIC POWER MACHY NES	181	517	185	691 STRUCTURES AND PARTS NES	2 517	3 504	1 260
772 SWITCHGEAR ETC & PTS NES	331	487	177	692 METAL TANKS, BOXES, ETC	278	213	76
778 ELECTRICAL MACHINERY NES	458	219	77	693 WIRE PRODUCTS NON ELECTR	13 941	3 026	1 076
784 MOTOR VEHCL PTS, ACC NES	286	144	47	694 STL, COPPR NAILS, NUTS, ETC	332	385	137
785 MOTOR & OTHER CYCLES ETC	1 183	595	207	695 TOOLS	488	4 006	1 391
786 VEH NES NONMOTR, TRAILERS	1 357	298	107	699 OTHER METAL MANUFACTURES	1 636	1 875	662
793 SHIPS AND BOATS	142 716	91 906	31 709	700 INDUSTRIAL PLANT, CHAP 84	7 882	29 108	9 823
812 PLUMB, HEATNG, LGHTNG EQU	3 971	1 633	578	703 INDUSTRIAL PLANT, CHAP 85	3 749	11 301	3 813
821 FURNITURE	6 039	9 543	3 433	711 STEAM BOILERS & AUX PLNT	4 997	2 475	902
831 TRAVEL GOODS, HANDBAGS	15 992	32 328	11 415	712 STEAM ENGINES, TURBINES	107	557	186
842 MENS OUTERWEAR NOT KNIT	53 943	147 064	51 573	713 INTRNL COMBUS PISTN ENGN	13 340	41 719	14 672
843 WOMENS OUTERWEAR NONKNIT	34 977	108 687	38 566	716 ROTATING ELECTRIC PLANT	1 925	7 095	2 531
844 UNDERWEAR NOT KNIT	12 074	33 522	11 834	718 OTH POWER GENERATG MACHY	473	2 322	809
845 UNDERWEAR KNIT NONELASTC	15 666	51 125	17 997	721 AGRIC MACH, EXC TRACTORS	13 283	20 269	7 641
846 UNDERWEAR KNITTED	17 671	41 462	14 658	722 TRACTORS NON-ROAD	397	481	167
847 TXTL CLTHNG ACCESSRYS NES	5 928	15 896	5 591	723 CIVIL ENGINEER EQUIP ETC	102 533	58 289	20 473
848 HEADGEAR, NONTXTL CLOTHNG	63 498	135 470	47 492	724 TEXTILE, LEATHER MACHNRY	55 964	188 368	65 704
851 FOOTWEAR	29 174	31 991	11 353	725 PAPER ETC MILL MACHINERY	3 786	19 669	6 524
871 OPTICAL INSTRUMENTS	28	234	81	726 PRINTG, BKBINDG MACHY, PTS	13 106	46 717	16 000
872 MEDICAL INSTRUMENTS NES	13	112	40	727 FOOD MACHRY NON-DOMESTIC	4 014	15 126	5 448
874 MEASURING, CONTROLLING INSTR	943	2 887	1 006	728 OTH MACHY FOR SPCL INDUS	27 976	112 424	38 886
881 PHOTO APPAR & EQUIPT NES	69	658	227	736 MACHINE TOOLS FOR METAL	12 873	57 822	20 210
885 WATCHES AND CLOCKS	289	2 113	711	737 METALWORKING MACHNRY NES	4 005	21 312	7 366
892 PRINTED MATTER	483	1 108	387	741 HEATING, COOLING EQUIPMNT	9 963	33 399	11 482
893 ARTICLES OF PLASTIC NES	8 134	4 367	1 542	742 PUMPS FOR LIQUIDS ETC	2 315	11 729	4 202
894 TOYS, SPORTING GOODS, ETC	24 558	33 379	11 489	743 PUMPS NES, CENTRIFUGES ETC	3 443	17 834	6 234
895 OFFICE SUPPLIES NES	1 966	430	151	744 MECHANICAL HANDLING EQU	11 843	14 574	5 131
896 WORKS OF ART ETC	83	1 060	381	745 NONELEC MACHY, TOOLS NES	15 420	59 788	20 941
897 GOLD, SILVER WARE, JEWELRY	60	1 261	431	749 NONELEC MACH PTS, ACC NES	4 868	23 733	8 364
898 MUSICAL INSTRUMENTS, PTS	1 344	2 703	955	751 OFFICE MACHINES	106	3 536	1 191
899 OTHER MANUFACTURED GOODS	138 392	85 800	30 346	752 AUTOMATIC DATA PROC EQUIP	649	20 860	7 344
961 COIN NONGOLD, NONCURRENT	3	831	284	759 OFFICE & ADP MCH PTS, ACC	142	3 368	1 199
972 GOLD COIN		953	313	761 TELEVISION RECEIVERS	52	274	91
				763 SOUND RECORDRS, PHONOGRAPH	35	2 169	725
EXPORTS	12 618 515	2 975 169	1 038 402	764 TELECOM EQPT, PTS, ACC NES	4 101	34 783	11 877
001 LIVE ANIMALS	2 571	1 265	426	771 ELECTRIC POWER MACHY NES	680	3 959	1 428
044 MAIZE UNMILLED	6 014	1 891	700	772 SWITCHGEAR ETC & PTS NES	5 093	32 071	11 017
061 SUGAR AND HONEY	34 440	4 334	1 507	773 ELECTR DISTRIBUTING MACH	1 918	2 516	845
081 FEEDING STUFF FOR ANIMLS	167	90	31	774 ELECTRO-MEDCL, XRAY EQUIP	1 152	39 904	14 181
233 RUBBER, SYNTHETIC, RECLAIMD	6 805	2 543	841	775 HOUSEHOLD TYPE EQUIP NES	103	342	115
266 SYNTHETIC FIBRE TO SPIN	68 887	24 234	8 551	776 TRANSISTORS, VALVES, ETC	44	12 400	4 426
287 BASE METAL ORES, CONC NES	612	244	89	778 ELECTRICAL MACHINERY NES	607	7 637	2 650
291 CRUDE ANIMAL MTRIALS NES	1 517	1 078	374	781 PASS MOTOR VEH EXC BUSES	17 074	26 092	8 812
292 CRUDE VEG MATERIALS NES	206	431	155	782 LORRIES, SPCL MTR VEH NES	48 083	59 112	20 296
334 PETROLEUM PRODUCTS, REFIN	6 272	2 427	862	783 ROAD MOTOR VEHICLES NES	8 622	10 646	3 546
335 RESIDUAL PETRLM PROD NES	3 782	841	281	784 MOTOR VEHCL PTS, ACC NES	22 149	41 057	14 421
431 PROCESD ANML VEG OIL, ETC	322	103	36	786 VEH NES NONMOTR, TRAILERS	393	553	195
511 HYDROCARBONS NES, DERIVS	324 446	56 851	19 965	791 RAILWAY VEHICLES	105	510	178
512 ALCOHOLS, PHENOLS, ETC	389 304	90 158	32 011	793 SHIPS AND BOATS	819 950	132 255	44 351
513 ORGANIC ACIDS, ETC	167 614	34 177	11 929	801 INDUSTRIAL PLANT, CHAP 90	85	619	210
514 NITROGEN-FUNCTN COMPOUNDS	100 499	52 027	18 788	812 PLUMB, HEATNG, LGHTNG EQU	156	616	221
515 ORG-INORG COMPOUNDS ETC	8 462	7 141	2 484	821 FURNITURE	130	464	167
516 OTHER ORGANIC CHEMICALS	37 521	9 383	3 338	842 MENS OUTERWEAR NOT KNIT	1 726	2 259	808
522 INORG ELEMENTS, OXIDES, ETC	298 442	27 680	9 924	843 WOMENS OUTERWEAR NONKNIT	7	102	31
523 OTHR INORGANIC CHEMICALS	339 446	22 311	7 939	845 OUTERWEAR KNIT NONELASTC	6	108	34
524 RADIOACTIVE ETC MATERIAL		378	128	847 TXTL CLTHNG ACCESSRYS NES	12	99	37
531 SYNT DYE, NAT INDDG, LAKES	8 083	25 390	8 859	848 HEADGEAR NONTXTL CLOTHNG	44	192	68
533 PIGMENTS, PAINTS, ETC	3 908	3 373	1 153	851 FOOTWEAR	9	114	40
541 MEDICINAL ETC PRODUCTS	2 041	8 277	2 825	871 OPTICAL INSTRUMENTS	350	17 778	6 264
551 ESSENTL OIL, PERFUME, ETC	167	294	102	872 MEDICAL INSTRUMENTS NES	106	4 805	1 676
553 PERFUMERY, COSMETICS, ETC	98	98	33	873 METERS & COUNTERS NES	43	594	207
554 SOAPS, CLEANING ETC PREPS	27 352	8 782	3 159	874 MEASURING, CONTROLLNG INSTR	3 719	67 213	30 776
562 FERTILIZERS MANUFACTURED	1 765 781	78 680	27 581	881 PHOTO APPAR & EQUIPT NEC	436	7 369	2 555
				882 PHOTO, CINEMA SUPPLIES	75	331	111

GROUP DESCRIPTION	DT * 100 KG	1 000 DM	1 000 \$	GROUP DESCRIPTION	DT * 100 KG	1 000 DM	1 000 \$
884 OPTICAL GOODS NES	3	592	206	112 ALCOHOLIC BEVERAGES	477	166	53
885 WATCHES AND CLOCKS	15	198	66	121 TOBACCO UNMNFCTD, REFUSE	73 763	77 804	27 325
892 PRINTED MATTER	1 617	15 062	5 365	212 FUR SKINS UNDRESSED	46	189	68
893 ARTICLES OF PLASTIC NES	202	1 072	380	244 CORK RAW AND WASTE	3 035	3 250	1 268
894 TOYS, SPORTING GOODS, ETC	520	1 817	617	261 SILK	55	416	147
895 OFFICE SUPPLIES NES	9	192	64	263 COTTON	1 582	572	216
897 GOLD, SILVER WARE, JEWELRY		125	46	268 WOOL(EXC TOPS), ANML HAIR	45	228	76
898 MUSICAL INSTRUMENTS, PTS	1 781	9 034	3 141	278 OTHER CRUDE MINERALS	11 481	846	297
899 OTHER MANUFACTURED GOODS	196	1 246	428	287 BASE METAL DRES CONC NES	1 522	2 488	869
941 ZOO ANIMALS, PETS	132	932	325	288 NONFERR METAL SCRAP NES	1 023	5 059	1 750
971 GOLD, NON MONETARY NES	20	273	105	289 PREC METAL ORE, WASTE NES	1	883	292
				291 CRUDE ANIMAL MTRIALS NES	109	196	74
NORTH KOREA				292 CRUDE VEG MATERIALS NES	855	12 104	4 274
IMPORTS	335 579	396 367	148 532	512 ALCOHOLS, PHENOLS, ETC	370	116	41
211 HIDES, SKINS, UNDRESSED	39	88	34	514 NITROGEN-FUNCTN COMPOUNDS	12 001	11 967	4 253
212 FUR SKINS UNDRESSED	109	554	196	515 ORG-INORG COMPOUNDS ETC	11 100	14 704	5 233
267 OTHER MAN-MADE FIBRES	477	119	40	516 OTHER ORGANIC CHEMICALS	39	216	78
278 OTHER CRUDE MINERALS	332 871	12 867	4 526	522 INORG ELEMNTS, OXIDES, ETC	287	577	191
291 CRUDE ANIMAL MTRIALS NES	492	1 297	459	523 OTHR INORGANIC CHEMICALS	708	1 907	672
292 CRUDE VEG MATERIALS NES	346	194	75	531 SYNT DYE, NAT INDOGO, LAKES	3 027	4 566	1 611
515 ORG-INORG COMPOUNDS ETC	23	192	73	541 MEDICINAL ETC PRODUCTS	63	3 818	1 353
541 MEDICINAL ETC PRODUCTS	14	209	75	553 PERFUMERY, COSMETICS, ETC	156	571	196
551 ESSENTL OIL, PERFUME, ETC	102	203	71	554 SOAPS, CLEANING ETC PREPS	568	434	158
642 ARTICLES OF PAPER ETC	82	140	50	582 PROD OF CONDENSATION ETC	1 379	1 655	545
681 SILVER, PLATINUM, ETC	345	27 452	10 288	583 PROD OF POLYMERIZING ETC	5 489	2 575	913
781 PASS MOTOR VEH EXC BUSES	163	779	258	591 PESTICIDES, DISINFECTANTS	173	188	69
845 OUTERWEAR KNIT NONELASTC	12	120	42	598 MISC CHEMICAL PRODS NES	797	2 437	867
951 FOOTWEAR	12	92	30	611 LEATHER	16	163	56
971 GOLD, NON MONETARY NES	107	351 583	132 150	612 LEATHER ETC MANUFACTURES	890	1 174	412
EXPORTS	85 302	63 614	22 663	625 RUBBER TYRES, TUBES	64 727	36 734	13 138
233 RUBBER, SYNTHETIC, RECLAIMD	6 329	1 320	430	628 RUBBER ARTICLES NES	3 704	5 360	1 897
334 PETROLEUM PRODUCTS, REFIN	404	219	77	633 CORK MANUFACTURES	2 354	2 149	760
335 RESIDUAL PETRLM PROD NES	1 096	227	79	634 VENEERS, PLYWOOD, ETC	14 434	3 326	1 194
512 ALCOHOLS, PHENOLS, ETC	9 811	2 806	952	635 WOOD MANUFACTURES NES	2 578	2 575	907
513 ORGANIC ACIDS, ETC	35 892	6 809	2 498	641 PAPER AND PAPERBOARD	141	222	76
514 NITROGEN-FUNCTN COMPOUNDS	631	334	114	642 ARTICLES OF PAPER ETC	33 139	15 200	5 380
515 ORG-INORG COMPOUNDS ETC	35	88	31	651 TEXTILE YARN AND THREAD	52 934	39 479	13 855
516 OTHER ORGANIC CHEMICALS	2 164	404	138	652 COTTON FABRICS, WOVEN	16 777	21 444	7 440
522 INORG ELEMNTS, OXIDES, ETC	4 981	1 101	389	653 WOVN MAN-MADE FIB FABRIC	12 292	21 121	7 442
523 OTHR INORGANIC CHEMICALS	817	269	96	654 OTH WOVEN TEXTILE FABRIC	260	910	327
532 DYES NES, TANNING PRODS	482	190	72	655 KNIT ETC FABRICS	77	203	71
541 MEDICINAL ETC PRODUCTS	41	278	101	657 SPECIAL TEXTILE ETC PROD	784	827	290
582 PROD OF CONDENSATION ETC	247	429	157	658 TEXTILE ARTICLES NES	13 931	22 431	8 162
583 PROD OF POLYMERIZING ETC	2 674	838	306	659 FLOOR COVERINGS ETC	1 576	3 424	1 223
591 PESTICIDES, DISINFECTANTS	1 839	1 046	386	661 CEMENT ETC BUILDING PROD	316	89	33
598 MISC CHEMICAL PRODS NES	1 137	478	163	662 CLAY, REFRACTORY BLDG			

7 IMPORTS AND EXPORTS (SPECIAL TRADE) BY COUNTRIES OF PRODUCTION AND CONSUMPTION AND BY GROUPS OF THE SITC-REV. II 1984

GROUP DESCRIPTION	DT * 100 KG	1 000 DM	1 000 \$	GROUP DESCRIPTION	DT * 100 KG	1 000 DM	1 000 \$
893 ARTICLES OF PLASTIC NES	12 524	9 954	3 538	721 AGRIC MACHY, EXC TRACTORS	539	2 368	844
894 TOYS, SPORTING GOODS, ETC	26 238	78 559	27 721	722 TRACTORS NON-ROAD	944	2 167	755
895 OFFICE SUPPLIES NES	269	635	225	723 CIVIL ENGINEER EQUIP ETC	15 255	29 978	10 008
896 WORKS OF ART ETC	69	1 071	379	724 TEXTILE, LEATHER MACHNRY	24 527	84 577	30 086
897 GOLD, SILVER WARE, JEWELRY	1 050	8 880	3 132	725 PAPER ETC MILL MACHINERY	869	3 243	1 178
898 MUSICAL INSTRUMENTS, PTS	13 346	30 906	10 882	726 PRINTG, BKBINDG MACHY, PTS	7 190	25 515	8 898
899 OTHER MANUFACTURED GOODS	5 818	23 899	8 420	727 FOOD MACHRY NON-DOMESTIC	1 749	4 929	1 684
941 ZOO ANIMALS, PETS	6	184	64	728 OTH MACHY FOR SPCL INDUS	15 866	74 415	25 913
961 COIN NONGOLD, NONCURRENT	2	82	30	736 MACHINE TOOLS FOR METAL	45 411	79 458	27 563
EXPORTS	2 054 394	1 779 002	626 532	737 METALWORKING MACHNRY NES	2 485	13 767	4 895
001 LIVE ANIMALS	45	267	97	741 HEATING, COOLING EQUIPMNT	12 918	34 147	11 862
048 CEREAL ETC PREPARATIONS	1 410	760	268	742 PUMPS FOR LIQUIDS ETC	7 970	26 123	9 408
054 VEG ETC FRSH, SIMPLY PRSVD	655	549	194	743 PUMPS NES, CENTRIFUGES ETC	3 987	17 567	6 153
061 SUGAR AND HONEY	19 830	2 217	777	744 MECHANICAL HANDLING EQU	17 909	33 449	11 881
071 COFFEE AND SUBSTITUTES	631	877	307	745 NONELEC MACHY, TOOLS NES	5 710	27 832	9 678
072 COCOA	2 160	1 708	599	749 NONELEC MACH PTS, ACC NES	21 125	30 002	10 650
075 SPICES	53	613	225	751 OFFICE MACHINES	192	1 262	458
081 FEEDING STUFF FOR ANIMLS	1 280	716	247	752 AUTOMATIC DATA PROC EQUIP	231	13 601	4 516
098 EDIBLE PRODUCTS, PREPS NES	376	552	190	759 OFFICE & ADP MCH PTS, ACC	193	2 922	1 013
112 ALCOHOLIC BEVERAGES	371	172	60	763 SOUND RECORDRS, PHONOGRPH	47	942	330
233 RUBBER, SYNTHETIC, RECLAIMD	13 342	5 075	1 787	764 TELECOM EQPT, PTS, ACC NES	1 034	46 547	16 849
266 SYNTHETIC FIBRE TO SPIN	183	216	75	771 ELECTRIC POWER MACHY NES	2 152	7 701	2 759
278 OTHER CRUDE MINERALS	2 997	409	142	772 ELECTR-MEDCL, KRAY EQUIP	5 064	32 083	11 259
291 CRUDE ANIMAL MTRIALS NES	466	2 403	842	773 ELECTR DISTRIBUTING MACH	566	1 089	386
292 CRUDE VEG MATERIALS NES	2 912	2 626	941	774 ELECTRO-MEDCL, KRAY EQUIP	578	9 712	3 380
323 BRIQUETS, COKE, SEMI-COKE	105 000	1 043	345	775 HOUSEHOLD TYPE EQUIP NES	362	623	221
334 PETROLEUM PRODUCTS, REFIN	29 642	9 729	3 471	776 TRANSISTORS, VALVES, ETC	1 289	27 499	9 649
335 RESIDUAL PETRLM PROD NES	703	435	152	778 ELECTRICAL MACHINERY NES	6 424	21 959	7 685
431 PROCESD ANML VEG OIL, ETC	5 675	2 033	717	781 PASS MOTOR VEH EXC BUSES	4 334	8 668	2 984
511 HYDROCARBONS NES, DERIVS	17 355	4 216	1 480	782 LORRIES, SPCL MTR VEH NES	6 054	11 751	4 192
512 ALCOHOLS, PHENOLS, ETC	45 482	13 755	4 777	784 MOTOR VEHCL PTS, ACC NES	34 077	74 047	26 234
513 ORGANIC ACIDS, ETC	168 427	47 967	16 807	786 VEH NES NONMOTR, TRAILERS	2 179	2 170	822
514 NITROGEN-FUNCTN COMPOUNDS	18 273	25 924	9 140	791 RAILWAY VEHICLES	521	4 328	1 492
515 ORG-INORG COMPOUNDS ETC	18 042	32 986	11 828	792 AIRCRAFT	9	632	230
516 OTHER ORGANIC CHEMICALS	21 052	14 491	5 079	793 SHIPS AND BOATS	199 494	15 613	5 361
522 INORG ELEMNTS, OXIDES, ETC	54 468	12 511	4 405	821 FURNITURE	1 154	2 629	914
523 OTHR INORGANIC CHEMICALS	193 224	26 423	9 251	821 TRAVEL GOODS, HANDBAGS	926	2 585	911
531 SYNT DYE, NAT INDOG, LAKES	12 228	52 286	18 410	847 TXTL CLTHNG ACCESSRY NES	28	858	302
532 DYES NES, TANNING PRODS	31 746	7 768	2 767	848 HEADGEAR, NONTXTL CLOTHING	13	93	33
533 PIGMENTS, PAINTS, ETC	20 775	17 784	6 288	851 FOOTWEAR	80	421	145
541 MEDICINAL ETC PRODUCTS	4 035	27 269	9 560	871 OPTICAL INSTRUMENTS	76	470	171
551 ESSENTL OIL, PERFUME, ETC	996	5 625	1 960	872 MEDICAL INSTRUMENTS NES	309	2 639	953
553 PERFUMERY, COSMETICS, ETC	58	662	219	873 METERS & COUNTERS NES	618	12 857	4 584
554 SOAPS, CLEANING ETC PREPS	24 069	9 842	3 500	874 MEASURING, CONTROLLNG INSTR	245	2 474	870
582 PROD OF CONDENSATION ETC	52 527	35 217	12 342	881 PHOTO APPAR & EQUIPT NES	3 070	47 528	16 514
583 PROD OF POLYMERIZING ETC	102 133	39 509	13 870	882 PHOTO, CINEMA SUPPLIES	330	4 637	1 635
584 CELLULOSE DERIVATIVES ETC	1 764	1 620	559	884 OPTICAL GOODS NES	2 890	6 899	2 432
585 PLASTIC MATERIALS NES	837	370	130	885 WATCHES AND CLOCKS	57	2 940	1 048
591 PESTICIDES, DISINFECTANTS	3 787	4 580	1 598	892 PRINTED MATTER	252	18 218	6 393
592 STARCH, INULIN, GLUTEN, ETC	12 570	7 538	2 664	893 ARTICLES OF PLASTIC NES	1 014	3 130	1 085
598 MISC CHEMICAL PRODS NES	69 369	49 121	17 356	894 TOYS, SPORTING GOODS, ETC	2 989	4 717	1 653
611 LEATHER	1 233	1 948	680	895 OFFICE SUPPLIES NES	730	2 174	776
612 LEATHER ETC MANUFACTURES	120	498	176	896 WORKS OF ART ETC	470	3 134	1 088
613 FUR SKINS TANNED, DRESSED	2 398	8 534	3 022	897 GOLD, SILVER WARE, JEWELRY	2	267	98
621 MATERIALS OF RUBBER	1 310	2 142	751	897 GOLD, SILVER WARE, JEWELRY	1	2 600	872
625 RUBBER TYRES, TUBES	1 675	1 321	470	898 MUSICAL INSTRUMENTS, PTS	625	5 953	2 107
628 RUBBER ARTICLES NES	301	1 231	433	899 OTHER MANUFACTURED GOODS	1 061	7 471	2 668
634 VENEERS, PLYWOOD, ETC	14 558	4 205	1 474	941 ZOO ANIMALS, PETS	13	90	34
635 WOOD MANUFACTURES NES	281	265	90	951 WAR FIREARMS, AMMUNITION	94	609	218
641 PAPER AND PAPERBOARD	10 866	5 201	1 838	971 GOLD, NON MONETARY NES	127	2 314	810
642 ARTICLES OF PAPER ETC	8 394	6 938	2 361	JAPAN			
651 TEXTILE YARN AND THREAD	1 442	3 315	1 165	IMPORTS	9 148 795	18 306 185	6 440 220
652 COTTON FABRICS, WOVEN	1 551	6 243	2 162	014 MEAT PREPD, PRSVD, NES ETC	100	85	30
653 WOVN MAN-MADE FIB FABRIC	2 898	10 652	3 723	034 FISH FRESH, CHILLED, FROZN	26 472	22 032	7 771
654 OTH WOVEN TEXTILE FABRIC	1 957	5 663	2 066	035 FISH SALTED, DRIED, SMOKED	62	173	61
655 KNIT ETC FABRICS	1 761	5 664	2 029	036 SHELL FISH FRESH, FROZEN	93	285	99
656 LACE, RIBBONS, TULLE, ETC	295	1 472	534	037 FISH ETC PREPD PRSVD NES	4 016	2 855	997
657 SPECIAL TEXTILE ETC PROD	4 289	11 237	3 955	048 CEREAL ETC PREPARATIONS	1 205	1 128	391
658 TEXTILE ARTICLES NES	18	139	47	054 VEG ETC FRSH, SIMPLY PRSVD	339	226	79
659 FLOOR COVERINGS ETC	860	1 888	659	056 VEGETABLES ETC PRSVD, PREPD	626	1 119	382
662 CLAY, REFRACTORY BLDG PRD	101 836	16 350	5 719	058 FRUIT PRESERVED, PREPARED	46 343	11 107	3 940
663 OTH NONMETAL MINERAL MFS	6 081	3 470	1 217	061 SUGAR AND HONEY	644	346	117
664 GLASS	84 812	8 088	2 837	062 SUGAR PREPS NON-COCOA	422	916	319
665 GLASSWARE	2 240	3 395	1 172	071 COFFEE AND SUBSTITUTES	422	354	126
671 PIG IRON ETC	3 612	779	272	074 TEA AND MATE	83	193	66
673 IRON AND STEEL SHAPES	136 158	13 697	4 549	081 FEEDING STUFF FOR ANIMLS	556	2 524	880
674 IRN, STL UNIV, PLATE, SHEET	23 052	6 908	2 448	098 EDIBLE PRODUCTS, PREPS NES	5 147	3 156	1 103
675 IRON, STEEL HOOP, STRIP	8 822	1 854	659	112 ALCOHOLIC BEVERAGES	4 751	2 949	1 037
676 RAILWAY RAILS ETC IRN, STL	6 493	997	375	121 TOBACCO UNMNFCTRD, REFUSE	2 815	2 051	693
677 IRN, STL WIRE EXCL W ROD	1 140	1 325	462	232 NATURAL RUBBER, GUMS	360	106	37
678 IRON, STL TUBES PIPES, ETC	7 318	4 997	1 752	233 RUBBER, SYNTHETIC, RECLAIMD	93 670	37 090	13 137
681 SILVER, PLATINUM, ETC	1	219	76	244 CORK RAW AND WASTE	22	117	41
682 COPPER EXC CEMENT COPPER	4 782	7 103	2 497	247 OTH WOOD ROUGH, SQUARED	18 177	6 974	2 521
683 NICKEL	172	557	194	248 WOOD SHAPED	1 376	470	170
684 ALUMINIUM	19 013	12 976	4 517	261 SILK	920	5 016	1 775
687 TIN	72	367	131	263 COTTON	14 189	3 345	1 189
689 NON-FER BASE METALS NES	70	634	223	266 SYNTHETIC FIBRE TO SPIN	14 022	12 841	4 536
691 STRUCTURES AND PARTS NES	2 680	2 609	906	267 OTHER MAN-MADE FIBRES	9 537	4 024	1 446
692 METAL TANKS, BOXES ETC	528	895	313	268 WOOL (EXC TOPS), ANML HAIR	308	604	212
693 WIRE PRODUCTS NON ELECTR	1 185	2 236	1 141	269 WASTE OF TEXTILE FABRICS	3 377	843	294
694 STL, COPPR NAILS, NUTS, ETC	573	1 057	369	278 OTHER CRUDE MINERALS	97 505	11 941	4 136
695 TOOLS	2 833	13 963	4 884	282 IRON AND STEEL SCRAP	845	134	47
696 CUTLERY	100	749	263	287 BASE METAL ORES, CONC NES	17 870	2 294	852
697 BASE MTL HOUSEHOLD EQUIP	3 914	7 596	4 303	288 NONFERR METAL SCRAP NES	441	779	257
699 OTHER METAL MANUFACTURES	7 857	12 230	4 303	289 PREC METAL ORE, WASTE NES	1 277	4 538	1 587
700 INDUSTRIAL PLANT, CHAP 84	17 115	60 754	22 401	291 CRUDE ANIMAL MTRIALS NES	2 118	9 236	3 231
703 INDUSTRIAL PLANT, CHAP 85	5 485	34 931	12 890	323 BRIQUETS, COKE, SEMI-COKE	78 999	1 013	353
711 STEAM BOILERS & AUX PLNT	201	548	196	334 PETROLEUM PRODUCTS, REFIN	525	831	283
712 STEAM ENGINES, TURBINES	15	576	201	335 RESIDUAL PETRLM PROD NES	9 376	1 427	479
713 INTRNL COMBUS PISTN ENGN	10 735	64 456	22 804	411 ANIMAL OILS AND FATS	1 140 647	113 688	38 835
714 ENGINES & MOTORS NES	223	1 253	428	423 FIXED VEG OILS, SOFT	13	149	54
716 ROTATING ELECTRIC PLANT	4 364	14 836	5 116				
718 OTH POWER GENERATG MACHY	1 487	4 638	1 612				

7 IMPORTS AND EXPORTS (SPECIAL TRADE) BY COUNTRIES OF PRODUCTION AND CONSUMPTION AND BY GROUPS OF THE SITC-REV. II 1984

GROUP DESCRIPTION	DT * 100 KG	1 000 DM	1 000 \$	GROUP DESCRIPTION	DT * 100 KG	1 000 DM	1 000 \$
424 FIXED VEG OIL NONSOFT	316	424	148	772 SWITCHGEAR ETC & PTS NES	22 761	284 790	99 581
431 PROCESD ANML VEG OIL ETC	523	376	132	773 ELECTR DISTRIBUTING MACH	6 721	26 257	9 134
511 HYDROCARBONS NES, DERIVS	84 538	25 209	8 885	774 ELECTRO-MEDCL, XRAY EQUIP	2 902	88 952	31 358
512 ALCOHOLS, PHENOLS, ETC	21 277	20 739	7 344	775 HOUSEHOLD TYPE EQUIP NES	42 370	100 299	35 237
513 ORGANIC ACIDS, ETC	45 520	32 579	11 439	776 TRANSISTORS, VALVES, ETC	73 356	1 132 410	395 428
514 NITROGEN-FUNCTN COMPOUNDS	45 676	84 723	29 902	778 ELECTRICAL MACHINERY NES	100 991	430 366	150 759
515 ORG-INORG COMPOUNDS ETC	81 177	135 533	47 684	781 PASS MOTOR VEH EXC BUSES	3 006 064	3 167 713	1 125 646
516 OTHER ORGANIC CHEMICALS	21 809	37 487	13 259	782 LORRIES, SPCL MTR VEH NES	73 863	60 338	21 431
522 INORG ELEMNTS, OXIDES, ETC	30 437	24 286	8 508	784 MOTOR VEHCL PTS, ACC NES	135 542	270 887	95 018
523 OTHR INORGANIC CHEMICALS	14 549	7 726	2 741	785 MOTOR & OTHER CYCLES ETC	267 535	456 434	165 159
524 RADIOACTIVE ETC MATERIAL	64	6 233	2 207	786 VEH NES NONMOTR, TRAILERS	25 645	9 196	3 068
531 SYNT DYE, NAT INDOGO, LAKES	20 952	41 735	14 629	792 AIRCRAFT	266	23 266	8 488
532 DYES NES, TANNING PRODS	9	224	77	793 SHIPS AND BOATS	159	353	127
533 PIGMENTS, PAINTS, ETC	3 101	6 109	2 161	812 PLUMB, HEATNG, LGHTNG EQU	751	2 720	951
541 MEDICINAL ETC PRODUCTS	12 440	84 137	29 822	821 FURNITURE	5 753	15 163	5 105
551 ESSENTL OIL, PERFUME, ETC	197	834	300	831 TRAVEL GOODS, HANDBAGS	2 031	9 769	3 444
553 PERFUMERY, COSMETICS, ETC	1 084	3 394	1 235	842 MENS OUTERWEAR NOT KNIT	7 025	29 014	10 121
554 SOAPS, CLEANING ETC PREPS	723	1 202	413	843 WOMENS OUTERWEAR NONKNIT	684	5 670	1 990
562 FERTILIZERS MANUFACTURED	2 608	474	173	844 UNDERWEAR NOT KNIT	95	656	230
572 EXPLOSIVES, PYROTECH PROD	122	347	128	845 OUTERWEAR KNIT NONELASTC	815	4 459	1 560
582 PROD OF CONDENSATION ETC	75 162	97 942	34 408	846 UNDERWEAR KNITTED	176	1 274	467
583 PROD OF POLYMERIZING ETC	75 310	67 534	23 826	847 TXLT CLTHNG ACCESSRYS NES	3 603	25 565	8 969
584 CELLULOSE DERIVATIVES ETC	2 289	4 392	1 544	848 HEADGEAR, NONTXLT CLOTHNG	612	5 039	1 757
585 PLASTIC MATERIALS NES	2 009	1 963	698	851 FOOTWEAR	1 124	4 612	1 604
591 PESTICIDES, DISINFECTANTS	4 990	12 675	4 340	871 OPTICAL INSTRUMENTS	6 659	74 811	26 091
592 STARCH, INULIN, GLUTEN, ETC	847	1 588	558	872 MEDICAL INSTRUMENTS NES	16 750	110 671	38 966
598 MISC CHEMICAL PRODS NES	12 732	40 753	14 290	873 METERS & COUNTERS NES	277	2 700	950
611 LEATHER	4 852	28 541	10 114	874 MEASURING, CONTROLLNG INSTR	12 554	228 292	79 934
612 LEATHER ETC MANUFACTURES	103	364	130	881 PHOTO APPAR & EQUIPT NES	15 327	336 284	118 376
613 FUR SKINS TANNED, DRESSED	4	123	46	882 PHOTO, CINEMA SUPPLIES	84 828	296 634	104 317
621 MATERIALS OF RUBBER	5 685	22 983	8 166	883 DEVELOPED CINEMA FILM	12	314	110
625 RUBBER TYRES, TUBES	179 229	113 090	40 129	884 OPTICAL GOODS NES	7 121	209 468	73 801
628 RUBBER ARTICLES NES	6 644	40 497	14 274	885 WATCHES AND CLOCKS	4 649	185 412	65 040
633 CORK MANUFACTURES	64	330	119	892 PRINTED MATTER	18 669	41 489	14 377
634 VENEERS, PLYWOOD, ETC	942	970	340	893 ARTICLES OF PLASTIC NES	16 711	43 190	15 195
635 WOOD MANUFACTURES NES	1 859	2 360	819	894 TOYS, SPORTING GOODS, ETC	19 887	148 944	52 341
641 PAPER AND PAPERBOARD	81 592	53 607	19 071	895 OFFICE SUPPLIES NES	15 380	79 278	28 032
642 ARTICLES OF PAPER ETC	14 380	20 430	7 231	896 WORKS OF ART ETC	49	1 806	645
651 TEXTILE YARN AND THREAD	8 993	15 292	5 111	897 GOLD, SILVER WARE, JEWELRY	288	37 399	13 235
652 COTTON FABRICS, WOVEN	6 937	14 161	4 975	898 MUSICAL INSTRUMENTS, PTS	143 152	622 371	218 902
653 WOVN MAN-MADE FIB FABRIC	16 593	88 868	31 251	899 OTHER MANUFACTURED GOODS	22 442	77 338	27 127
654 OTH WOVEN TEXTILE FABRIC	1 359	2 465	852	951 WAR FIREARMS, AMMUNITION	53	331	117
655 KNIT ETC FABRICS	4 932	27 814	9 815	961 COIN NONGOLD, NONCURRENT	4	148	51
656 LACE, RIBBONS, TULLE, ETC	3 140	8 369	2 953	971 GOLD, NON MONETARY NES	686	240	
657 SPECIAL TEXTILE ETC PROD	18 037	69 652	24 654				
658 TEXTILE ARTICLES NES	667	2 231	777	EXPORTS	7 331 146	6 918 192	2 432 193
659 FLOOR COVERINGS ETC	1 297	1 301	463				
661 CEMENT ETC BUILDING PROD	772	179	61	001 LIVE ANIMALS	29	687	235
662 CLAY, REFRACTORY BLDG PRO	85 036	16 975	6 022	011 MEAT FRESH, CHLLD, FROZEN	1 536	257	94
663 OTH NONMETAL MINERAL MFS	8 092	41 077	14 326	014 MEAT PREPD, PRSVD, NES ETC	458	464	161
664 GLASS	24 365	24 871	8 795	022 MILK AND CREAM	9 326	5 616	1 987
665 GLASSWARE	1 408	2 813	1 030	023 BUTTER	246	112	43
666 POTTERY	17 820	29 503	10 383	024 CHEESE AND CURD	105 058	31 885	11 218
667 PEARL, PREC-, SEMI-P STONE	94	81 688	29 111	025 EGGS, BIRDS, FRESH, PRSRVD	54	154	54
671 PIG IRON ETC	38 314	14 134	4 963	034 FISH FRESH, CHILLED, FROZIN	3 387	2 331	825
672 IRON, STL PRIMARY FORMS	43 657	4 331	1 561	036 SHELL FISH FRESH, FROZEN	305	1 099	423
673 IRON AND STEEL SHAPES	57 973	11 570	4 068	037 FISH ETC PREPD PRSVD NES	95	342	189
674 IRN, STL UNIV. PLATE, SHEET	329 463	58 440	20 592	048 CEREAL ETC PREPARATIONS	359 124	28 604	10 183
675 IRON, STEEL HOOP, STRIP	26 857	14 481	5 105	054 VEG ETC FRSH, SMPLY PRSVD	30 069	36 182	13 060
677 IRN, STL WIRE EXCL W ROD	11 937	7 029	2 452	056 VEGTBLES ETC PRSVD, PREPD	2 006	463	165
678 IRON, STL TUBES, PIPES, ETC	78 527	41 674	14 673	057 FRUIT, NUTS FRESH, DRIED	358	407	136
681 SILVER, PLATINUM, ETC		449	155	058 FRUIT PRESERVED, PREPARED	4 094	1 510	534
682 COPPER EXC CEMENT COPPER	8 939	9 482	3 376	061 SUGAR AND HONEY	188 988	21 453	7 586
683 NICKEL	426	974	346	062 SUGAR PREPS NON-COCOA	7 793	4 525	1 572
684 ALUMINIUM	5 505	7 255	2 550	071 COFFEE AND SUBSTITUTES	7 102	23 015	8 152
686 ZINC	498	127	42	072 COCOA	20 187	20 080	7 174
687 TIN	36	235	84	073 CHOCOLATE AND PRODUCTS	3 650	3 543	1 196
689 NON-FER BASE METALS NES	16 534	31 378	11 009	074 TEA AND MATE	78	180	62
691 STRUCTURES AND PARTS NES	163	326	113	075 SPICES	236	1 072	390
692 METAL TANKS, BOXES, ETC	92	217	72	081 FEEDING STUFF FOR ANIMLS	24 752	7 821	2 765
693 WIRE PRODUCTS NON ELECTR	3 080	2 321	815	098 EDIBLE PRODCTS, PREPS NES	8 997	7 788	2 724
694 STL, COPPR NAILS, NUTS, ETC	42 171	36 420	12 857	111 NON-ALCOHL BEVERAGES NES	3 776	665	234
695 TOOLS	32 028	90 938	31 918	112 ALCOHOLIC BEVERAGES	89 626	39 686	13 990
696 CUTLERY	41 037	98 087	34 405	122 TOBACCO MFRS	112	372	130
697 BASE MTL HOUSEHOLD EQUIP	15 837	21 535	7 518	211 HIDES, SKINS, UNDRESSED	152	152	54
699 OTHER METAL MANUFACTURES	53 796	77 241	27 386	212 FUR SKINS UNDRESSED	2	192	70
712 STEAM ENGINES, TURBINES	12	265	93	233 RUBBER, SYNTHTIC, RECLAIMD	35 906	14 432	5 170
713 INTRNL COMBUS PISTN ENGN	68 938	139 858	48 078	245 FUEL WOOD NES CHARCOAL	617	256	93
714 ENGINES & MOTORS NES	298	1 998	687	247 OTH WOOD ROUGH, SQUARED	2 104	259	97
716 ROTATING ELECTRIC PLANT	13 054	44 896	15 735	248 WOOD SHAPED	1 276	1 430	490
718 OTH POWER GENERATG MACHY	6 550	10 773	3 930	251 PULP AND WASTE PAPER	2 149	470	163
721 AGRIC MACHY, EXC TRACTORS	6 518	9 028	3 240	261 SILK	2 064	3 688	1 300
722 TRACTORS NON-ROAD	8 734	10 367	3 703	263 COTTON	217	99	34
723 CIVIL ENGINEERG EQUIP ETC	87 457	83 586	29 202	266 SYNTHETIC FIBRE TO SPIN	4 967	3 116	1 080
724 TEXTILE, LEATHER MACHNRY	27 773	105 174	36 918	267 OTHER MAN-MADE FIBRES	94	91	34
725 PAPER ETC MILL MACHINERY	6 562	11 669	4 111	268 WOOL(EXC TOPS), ANML HAIR	702	592	208
726 PRINTG, BKBINDG MACHY, PTS	3 310	16 458	5 752	269 WASTE OF TEXTILE FABRICS	157	265	96
727 FOOD MACHRY NON-DOMESTIC	418	2 491	866	273 STONE, SAND AND GRAVEL	4 555	144	50
728 OTH MACHRY FOR SPCL INDUS	14 558	110 266	38 350	277 NATURAL ABRASIVES NES	79	504	177
736 MACHINE TOOLS FOR METAL	70 560	221 231	77 481	278 OTHER CRUDE MINERALS	63 832	1 667	576
737 METALWORKING MACHNRY NES	2 941	4 770	1 658	282 IRON AND STEEL SCRAP	221 410	5 627	2 044
741 HEATING, COOLING EQUIPMNT	26 025	69 586	24 557	287 BASE METAL ORES, CONC NES	9 805	9 049	3 156
742 PUMPS FOR LIQUIDS ETC	4 439	16 052	5 647	288 NONFER-METAL SCRAP NES	1 501	784	268
743 PUMPS NES, CENTRIFUGES ETC	36 225	107 684	37 799	291 CRUDE ANIMAL MTRIALS NES	1 055	9 060	3 171
744 MECHANICAL HANDLING EQU	107 899	85 980	30 266	292 CRUDE VEG MATERIALS NES	3 815	7 981	2 800
745 NONELEC MACHY, TOOLS NES	10 427	62 961	22 258	322 COAL, LIGNITE, PEAT	4 153	144	48
749 NONELEC MACH PTS, ACC NES	153 494	238 734	83 958	334 PETROLEUM PRODUCTS, REFIN	26 788	13 042	4 567
751 OFFICE MACHINES	192 484	889 788	312 717	335 RESIDUAL PETRLM PROD NES	953	302	104
752 AUTOMATIC DATA PROC EQUIP	67 983	862 583	301 478	411 ANIMAL OILS AND FATS	71	171	61
759 OFFICE & ADP MCH PTS, ACC	35 427	448 182	156 229	431 PROCESD ANML VEG OIL ETC	11 284	5 168	1 913
761 TELEVISION RECEIVERS	54 875	201 593	70 341	511 HYDROCARBONS NES, DERIVS	186 265	26 193	9 130
762 RADIO BROADCAST RECEIVERS	85 063	487 794	170 438	512 ALCOHOLS PHENOLS, ETC	279 232	72 056	25 394
763 SOUND RECORDRS, PHONOGRPH	238 863	1 964 532	690 167	513 ORGANIC ACIDS ETC	182 043	64 288	22 491
764 TELECOM EQPT, PTS, ACC NES	155 861	941 103	328 960	514 NITROGEN-FUNCTN COMPOUNDS	193 097	168 039	58 958
771 ELECTRIC POWER MACHY NES	13 339	66 054	23 204	515 ORG-INORG COMPOUNDS ETC	92 190	189 233	66 087

7 IMPORTS AND EXPORTS (SPECIAL TRADE) BY COUNTRIES OF PRODUCTION AND CONSUMPTION AND BY GROUPS OF THE SITC-REV. II 1984

GROUP DESCRIPTION	DT * 100 KG	1 000 DM	1 000 \$	GROUP DESCRIPTION	DT * 100 KG	1 000 DM	1 000 \$
516 OTHER ORGANIC CHEMICALS	126 831	53 771	18 784	783 ROAD MOTOR VEHICLES NES	9 002	27 997	9 837
522 INORG ELEMNTS,OXIDES,ETC	122 558	127 692	44 727	784 MOTOR VEHCL PTS,ACC NES	81 834	222 078	78 606
523 OTHR INORGANIC CHEMICALS	495 310	97 689	34 310	785 MOTOR & OTHER CYCLES ETC	2 798	13 048	4 560
524 RADIOACTIVE ETC MATERIAL	402	44 097	14 520	786 VEH NES NONMOTR,TRAILERS	8 174	9 251	3 341
531 SYNT DYE,NAT INDOGO,LAKES	62 462	187 625	66 158	791 RAILWAY VEHICLES	125	646	231
532 DYES NES,TANNING PRODS	55 763	16 528	5 834	792 AIRCRAFT	124	7 501	2 615
533 PIGMENTS,PAINTS,ETC	74 276	50 957	18 017	793 SHIPS AND BOATS	467 814	52 949	19 563
541 MEDICINAL ETC PRODUCTS	56 435	478 604	168 690	812 PLUMBGG,HEATING,LGHTNG EQU	2 251	5 589	1 966
551 ESSENTL OIL,PERFUME,ETC	2 009	7 917	2 816	821 FURNITURE	42 152	74 656	26 230
553 PERFUMERY,COSMETICS,ETC	12 679	17 692	6 187	831 TRAVEL GOODS,HANDBAGS	893	21 093	7 454
554 SOAPS,CLEANING ETC PREPS	43 540	18 295	6 420	842 MENS OUTERWEAR NOT KNIT	110	1 747	609
562 FERTILIZERS MANUFACTURED	1 518 162	56 963	19 369	843 WOMENS OUTERWEAR NONKNIT	330	12 670	4 487
562 PROD OF CONDENSATION ETC	137 912	109 551	38 613	844 UNDERWEAR NOT KNIT	6	294	101
583 PROD OF POLYMERIZING ETC	87 666	56 025	19 681	845 OUTERWEAR KNIT NONELASTC	180	5 620	1 948
584 CELLULOSE DERIVATIVES ETC	15 151	19 863	7 034	846 UNDERWEAR KNITTED	316	6 079	2 057
585 PLASTIC MATERIALS NES	68 682	7 589	2 653	847 TXTL CLTHNG ACCESRYS NES	165	3 306	1 158
591 PESTICIDES,DISINFECTANTS	51 011	42 493	15 114	848 HEADGEAR,NONTXLT CLOTHNG	428	13 780	4 836
592 STARCH,INULIN,GLUTEN,ETC	44 058	18 361	6 496	851 FOOTWEAR	1 014	5 481	1 895
598 MISC CHEMICAL PRODS NES	177 846	168 432	59 341	871 OPTICAL INSTRUMENTS	1 262	28 153	9 816
611 LEATHER	17 129	8 728	3 043	872 MEDICAL INSTRUMENTS NES	1 945	76 097	26 559
612 LEATHER ETC MANUFACTURES	933	3 690	1 302	873 METERS & COUNTERS NES	290	5 263	1 855
613 FUR SKINS TANNED,DRESSED	66	4 558	1 545	874 MEASURING,CONTROLLNG INSTR	8 611	138 625	48 747
621 MATERIALS OF RUBBER	4 474	4 396	1 548	881 PHOTO APPAR & EQUIPT NES	3 333	54 224	19 142
625 RUBBER TYRES,TUBES	65 350	45 163	15 988	882 PHOTO,CINEMA SUPPLIES	5 875	12 125	4 219
628 RUBBER ARTICLES NES	1 417	11 102	3 882	883 DEVELOPED CINEMA FILM	9	349	125
634 VENEERS,PLYWOOD,ETC	7 919	2 800	1 007	884 OPTICAL GOODS NES	630	43 358	15 228
635 WOOD MANUFACTURES NES	2 588	2 607	911	885 WATCHES AND CLOCKS	566	32 620	11 472
641 PAPER AND PAPERBOARD	30 496	17 030	6 087	892 PRINTED MATTER	15 511	44 980	15 834
642 ARTICLES OF PAPER ETC	15 468	15 078	5 342	893 ARTICLES OF PLASTIC NES	10 868	28 001	9 865
651 TEXTILE YARN AND THREAD	27 746	55 354	19 356	894 TOYS,SPORTING GOODS,ETC	13 988	39 464	13 952
652 COTTON FABRICS,WOVEN	5 966	35 276	12 663	895 OFFICE SUPPLIES NES	2 981	28 671	10 113
653 WOVN MAN-MADE FIB FABRIC	2 467	13 740	4 845	896 WORKS OF ART ETC	114	10 734	3 839
654 OTH WOVEN TEXTILE FABRIC	1 613	16 851	6 007	897 GOLD,SILVER WARE,JEWELRY	333	17 009	5 981
655 KNIT ETC FABRICS	519	3 232	1 130	898 MUSICAL INSTRUMENTS,PTS	8 134	67 160	23 452
656 LACE,RIBBONS,TULLE,ETC	82	947	320	899 OTHER MANUFACTURED GOODS	1 790	19 186	6 739
657 SPECIAL TEXTILE ETC PROD	12 528	18 313	6 407	941 ZOO ANIMALS,PETS	48	352	121
658 TEXTILE ARTICLES NES	1 425	9 072	3 210	951 WAR FIREARMS,AMMUNITION	90	347	119
659 FLOOR COVERINGS ETC	1 935	2 975	1 039	971 GOLD,NON MONETARY NES	43	98 362	33 131
661 CEMENT ETC BUILDING PROD	1 227	639	227	972 GOLD COIN	411	411	140
662 CLAY,REFRACTORY BLDG PRD	48 405	10 056	3 541				
663 OTH NONMETAL MINERAL MFS	4 848	10 718	3 742	TAIWAN			
664 GLASS	28 516	59 026	20 817				
665 GLASSWARE	12 092	16 258	5 732	IMPORTS	1 876 822	2 991 656	1 050 556
666 POTTERY	2 150	6 047	2 139				
667 PEARL,PREC-,SEMI-P STONE	1 508	12 204	4 329	034 FISH FRESH,CHILLED,FROZN	1 509	980	345
671 PIG IRON ETC	117 557	15 552	5 612	036 SHELL FISH FRESH,FROZEN	123	226	83
672 IRON,STL PRIMARY FORMS	3 129	676	221	037 FISH ETC PREPD PRSVD NES	27 669	13 716	4 865
673 IRON AND STEEL SHAPES	5 413	1 333	465	054 VEG ETC FRSH,SMPLY PRSVD	52 392	22 041	7 873
674 IRN,STL UNIV,PLATE,SHEET	18 100	4 292	1 496	056 VEGTBLES ETC PRSVD,PREPD	195 497	96 664	33 669
675 IRON,STEEL HOOP,STRIP	1 854	771	267	057 FRUIT,NUTS,FRESH,DRIED	1 161	739	258
677 IRN,STL WIRE EXCL W ROD	535	2 658	940	058 FRUIT PRESERVED,PREPARED	7 717	3 420	1 216
678 IRON,STL TUBES,PIPES,ETC	3 142	3 245	1 138	062 SUGAR PREPS NON-COCOA	924	1 281	450
679 IRN,STL CASTINGS UNWORKE	237	170	59	074 TEA AND MATE	1 335	943	328
681 SILVER,PLATINUM,ETC	23	36 191	12 724	098 EDIBLE PRODUCTS,PREPS NES	2 307	1 154	488
682 COPPER EXC CEMENT COPPER	1 959	3 629	1 266	112 ALCOHOLIC BEVERAGES	205	184	64
683 NICKEL	9 415	13 434	5 033	121 TOBACCO UNMNFCTRD,REFUSE	8 918	1 460	515
684 ALUMINIUM	24 762	18 743	6 467	233 RUBBER,SYNTHETIC,RECLAIMD	6 352	1 898	664
686 ZINC	789	914	324	248 WOOD SHAPED	1 693	359	127
689 NON-FER BASE METALS NES	4 925	29 875	10 365	289 PREC METAL ORE,WASTE NES	1	1 926	675
691 STRUCTURES AND PARTS NES	2 901	4 132	1 483	291 CRUDE ANIMAL MTRIALS NES	7 335	4 903	1 710
692 METAL TANKS,BOXES,ETC	362	505	176	292 CRUDE VEG MATERIALS NES	6 097	2 937	1 034
693 WIRE PRODUCTS NON ELECTR	560	1 032	364	512 ALCOHOLS,PHENOLS,ETC	36	229	78
694 STL,COPPR NAILS,NUTS,ETC	2 294	5 149	1 826	514 NITROGEN-FUNCTN COMPOUNDS	4 258	2 651	987
695 TOOLS	5 107	37 895	13 268	515 ORG-INORG COMPOUNDS ETC	2 074	3 823	1 259
696 CUTLERY	2 578	20 004	7 151	516 OTHER ORGANIC CHEMICALS	1 226	4 345	1 544
697 BASE MTL HOUSEHOLD EQUIP	5 727	9 058	3 171	522 INORG ELEMNTS,OXIDES,ETC	1 659	249	88
699 OTHER METAL MANUFACTURES	25 339	51 792	18 164	541 MEDICINAL ETC PRODUCTS	4 180	10 832	3 816
711 STEAM BOILERS & AUX PLNT	71	283	96	551 ESSENTL OIL,PERFUME,ETC	197	348	119
712 STEAM ENGINES,TURBINES	6	170	62	553 PERFUMERY,COSMETICS,ETC	638	949	333
713 INTRNL COMBUS PISTN ENGN	32 685	72 961	26 021	572 EXPLOSIVES,PYROTECH PROD	769	819	281
714 ENGINES & MOTORS NES	135	7 422	2 475	582 PROD OF CONDENSATION ETC	56	273	98
716 ROTATING ELECTRIC PLANT	1 834	9 484	3 336	583 PROD OF POLYMERIZING ETC	11 454	4 868	1 688
718 OTH POWER GENERATG MACHY	222	1 857	654	585 PLASTIC MATERIALS NES	264	245	87
721 AGRIC MACHY,EXC TRACTORS	13 363	13 281	4 887	598 MISC CHEMICAL PRODS NES	36	186	60
722 TRACTORS NON-ROAD	9 256	9 854	3 469	611 LEATHER	1 386	4 778	1 684
723 CIVIL ENGINEERG EQUIP ETC	14 962	12 060	4 265	612 LEATHER ETC MANUFACTURES	1 709	13 662	4 838
724 TEXTILE,LEATHER MACHNRY	31 767	132 484	46 578	621 MATERIALS OF RUBBER	504	340	122
725 PAPER ETC MILL MACHINERY	19 071	56 000	19 641	625 RUBBER TYRES,TUBES	30 401	18 351	6 582
726 PRINTG,BKBDNG MACHY,PTS	35 306	155 661	54 883	628 RUBBER ARTICLES NES	5 650	5 094	1 813
727 FOOD MACHRY NON-DOMESTIC	6 295	28 897	10 264	634 VENEERS,PLYWOOD,ETC	58 031	16 438	5 831
728 OTH MACHY FOR SPCL INDUS	28 913	151 515	53 194	635 WOOD MANUFACTURES NES	30 788	30 979	10 863
736 MACHINE TOOLS FOR METAL	26 876	127 027	44 486	641 PAPER AND PAPERBOARD	205	223	80
737 METALWORKING MACHNRY NES	5 404	27 680	9 944	642 ARTICLES OF PAPER ETC	2 866	4 601	1 611
741 HEATING,COOLING EQUIPMNT	16 668	57 578	19 993	651 TEXTILE YARN AND THREAD	15 786	13 112	4 597
742 PUMPS FOR LIQUIDS ETC	4 938	22 443	7 885	652 COTTON FABRICS,WOVEN	14 032	21 167	7 477
743 PUMPS NES,CENTRIFUGES ETC	7 443	47 519	16 722	653 WOVN MAN-MADE FIB FABRIC	34 639	39 074	13 743
744 MECHANICAL HANDLING EQU	12 074	18 908	6 625	655 KNIT ETC FABRICS	453	499	182
745 NONELEC MACHY TOOLS NES	9 524	66 073	22 928	656 LACE,RIBBONS,TULLE,ETC	105	906	319
749 NONELEC MACH PTS,ACC NES	21 777	85 839	30 287	657 SPECIAL TEXTILE ETC PROD	4 598	6 293	2 245
751 OFFICE MACHINES	1 016	8 716	3 032	658 TEXTILE ARTICLES NES	19 079	22 225	7 917
752 AUTOMATIC DATA PROC EQUIP	912	20 085	7 054	659 FLOOR COVERINGS ETC	500	219	70
759 OFFICE & ADP MCH PTS,ACC	1 667	54 792	18 996	661 CEMENT ETC BUILDING PROD	12 802	5 862	2 018
761 TELEVISION RECEIVERS	64	354	125	662 CLAY,REFRACTORY BLDG PRD	783	181	64
762 RADIO BROADCAST RECEIVRS	13	308	106	663 OTH NONMETAL MINERAL MFS	5 053	3 074	1 368
763 SOUND RECORDRS,PHONOGRPH	387	3 169	1 102	664 GLASS	10 710	4 960	1 727
764 TELECOM EQPT PTS,ACC NES	872	13 256	4 747	665 GLASSWARE	11 317	15 692	5 467
771 ELECTRIC POWER MACHY NES	3 259	6 127	2 137	666 POTTERY	86 743	65 996	23 211
772 SWITCHGEAR ETC & PTS NES	8 545	111 513	39 769	667 PEARL,PREC-,SEMI-P STONE	13	1 208	421
773 ELECTR DISTRIBUTING MACH	379	1 675	590	671 PIG IRON ETC	271	109	38
774 ELECTRO-MEDCL,XRAY EQUIP	1 827	43 595	15 364	678 IRON,STL TUBES,PIPES,ETC	3 996	2 805	989
775 HOUSEHOLD TYPE EQUIP NES	7 896	49 526	17 432	682 COPPER EXC CEMENT COPPER	149	235	85
776 TRANSISTORS,VALVES,ETC	653	36 487	12 885	689 NON-FER BASE METALS NES	390	519	179
778 ELECTRICAL MACHINERY NES	11 463	73 826	25 829	691 STRUCTURES AND PARTS NES	99	111	39
781 PASS MOTOR VEH EXC BUSES	383 323	980 268	343 593	692 METAL TANKS,BOXES,ETC	163	172	63
782 LORRIES,SPCL MTR VEH NES	2 346	3 263	1 186	693 WIRE PRODUCTS NON ELECTR	159	157	57

7 IMPORTS AND EXPORTS (SPECIAL TRADE) BY COUNTRIES OF PRODUCTION AND CONSUMPTION AND BY GROUPS OF THE SITC-REV. II 1984

GROUP DESCRIPTION	DT * 100 KG	1 000 DM	1 000 \$	GROUP DESCRIPTION	DT * 100 KG	1 000 DM	1 000 \$
694 STL,COPPR NAILS,NUTS,ETC	29 674	14 014	4 909	553 PERFUMERY,COSMETICS,ETC	199	347	122
695 TOOLS	61 401	43 397	15 300	554 SOAPS,CLEANING ETC PREPS	23 622	8 961	3 151
696 CUTLERY	5 373	8 831	3 117	562 FERTILIZERS MANUFACTURED	8 553	925	319
697 BASE MTL HOUSEHOLD EQUIP	123 217	59 395	21 074	582 PROD OF CONDENSATION ETC	48 126	39 734	14 026
699 OTHER METAL MANUFACTURES	24 997	23 319	8 248	583 PROD OF POLYMERIZING ETC	29 897	14 416	5 080
713 INTRNL COMBUS PISTN ENGN	32	102	34	584 CELLULOSE DERIVATIVES ETC	16 465	13 347	4 670
716 ROTATING ELECTRIC PLANT	1 936	7 557	2 668	585 PLASTIC MATERIALS NES	908	240	84
718 OTH POWER GENERATG MACHY	122	90	31	591 PESTICIDES,DISINFECTANTS	9 336	8 305	2 945
724 TEXTILE,LEATHER MACHNRY	22 273	45 289	15 767	592 STARCH,INULIN,GLUTEN,ETC	63 604	6 220	2 086
727 FOOD MACHRY NON-DOMESTIC	60	86	33	598 MISC CHEMICAL PRODS NES	98 117	58 803	20 585
728 OTH MACHY FOR SPCL INDUS	3 316	2 546	893	605 INDUSTRIAL PLANT,CHAP 73	2 516	1 004	345
736 MACHINE TOOLS FOR METAL	27 655	18 059	6 357	611 LEATHER	3 331	3 303	1 189
737 METALWORKING MACHNRY NES	91	240	85	612 LEATHER ETC MANUFACTURES	645	1 891	664
741 HEATING,COOLING EQUIPMNT	208	487	171	621 MATERIALS OF RUBBER	314	748	260
742 PUMPS FOR LIQUIDS ETC	161	387	141	625 RUBBER TYRES,TUBES	1 074	698	309
743 PUMPS NES,CENTRIFUGES ETC	6 955	7 608	2 696	628 RUBBER ARTICLES NES	256	1 138	400
744 MECHANICAL HANDLING EQU	17 664	7 560	2 686	634 VENEERS,PLYWOOD,ETC	4 092	1 825	642
745 NONELEC MACHY,TOOLS NES	3 360	5 131	1 810	635 WOOD MANUFACTURES NES	640	193	66
749 NONELEC MACH PTS,ACC NES	1 551	3 564	1 251	641 PAPER AND PAPERBOARD	10 572	4 765	1 674
751 OFFICE MACHINES	4 933	41 706	14 594	642 ARTICLES OF PAPER ETC	7 924	4 481	1 534
752 AUTOMTIC DATA PROC EQUIP	8 354	62 421	21 526	651 TEXTILE YARN AND THREAD	1 051	1 069	355
759 OFFICE & ADP MCH PTS,ACC	2 767	72 041	23 729	652 COTTON FABRICS,WOVEN	1 369	6 379	2 159
761 TELEVISION RECEIVERS	3 220	7 398	2 556	653 WOVN MAN-MADE FIB FABRIC	631	2 706	930
762 RADIO BROADCAST RECEIVRS	63 448	174 211	60 949	654 OTH WOVEN TEXTILE FABRIC	149	799	277
763 SOUND RECORDRS,PHONOGRPH	6 733	29 293	10 309	655 KNIT ETC FABRICS	207	1 088	385
764 TELECOM EQPT,PTS,ACC NES	29 479	67 568	23 696	656 LACE,RIBBONS,TULLE,ETC	81	414	147
771 ELECTRIC POWER MACHY NES	2 020	7 179	2 514	657 SPECIAL TEXTILE ETC PROD	2 070	4 030	1 424
772 SWITCHGEAR ETC & PTS NES	4 985	28 392	9 891	659 FLOOR COVERINGS ETC	877	418	151
773 ELECTR DISTRIBUTING MACH	4 682	9 361	3 282	662 CLAY,REFRACTORY BLDG PRD	147 178	22 906	8 114
775 HOUSEHOLD TYPE EQUIP NES	1 176	4 073	1 432	663 OTH NONMETAL MINERAL MFS	8 790	8 532	3 040
776 TRANSISTORS,VALVES,ETC	9 000	260 341	91 006	664 GLASS	8 388	3 551	1 234
778 ELECTRICAL MACHINERY NES	15 419	47 360	16 744	665 GLASSWARE	882	853	289
784 MOTOR VEHCL PTS,ACC NES	1 912	1 441	507	666 POTTERY	27	198	71
785 MOTOR & OTHER CYCLES ETC	29 266	23 271	8 426	667 PEARL,PREC-,SEMI-P STONE	255	565	204
786 VEH NES NONMOTR,TRAILERS	9 304	3 687	1 303	671 PIG IRON ETC	3 842	1 535	552
793 SHIPS AND BOATS	9 996	7 503	2 715	672 IRON,STL PRIMARY FORMS	24 864	10 606	3 883
812 PLUMBGG,HEATNG,LGHTNG EQU	6 723	11 128	3 907	673 IRON AND STEEL SHAPES	27 772	3 691	1 273
821 FURNITURE	44 142	31 570	11 053	674 IRN,STL UNIV,PLATE,SHEET	39 386	6 823	2 412
831 TRAVEL GOODS,HANDBAGS	84 159	142 348	50 538	675 IRON,STEEL HOOP,STRIP	8 463	2 934	1 018
842 MENS OUTERWEAR NOT KNIT	34 798	108 081	37 740	676 RAILWY RAILS ETC IRN,STL	498	124	46
843 WOMENS OUTERWEAR NONKNIT	18 594	94 089	33 276	677 IRN,STL WIRE EXCL W ROD	321	381	135
844 UNDERWEAR NOT KNIT	14 115	57 636	20 247	678 IRON,STL TUBES,PIPES,ETC	6 856	946	329
845 UNDERWEAR KNIT NONELASTC	40 927	199 063	69 932	681 SILVER,PLATINUM,ETC	153	6 325	2 219
846 UNDERWEAR KNITTED	11 454	46 857	16 626	682 COPPER EXC CEMENT COPPER	9 627	10 390	3 639
847 TXTL CLTHNG ACCESSRYS NES	9 469	26 546	9 228	683 NICKEL	106	673	230
848 HEADGEAR,NONTXLT CLOTHNG	10 986	41 817	14 667	684 ALUMINIUM	9 954	9 752	3 401
851 FOOTWEAR	85 598	238 187	84 967	686 ZINC	1 474	677	240
871 OPTICAL INSTRUMENTS	118	445	158	687 TIN	34	180	64
872 MEDICAL INSTRUMENTS NES	154	982	347	689 NON-FER BASE METALS NES	74	666	228
873 METERS & COUNTERS NES	171	929	323	691 STRUCTURES AND PARTS NES	564	622	209
874 MEASURING,CONTROLLING INSTR	2 054	9 974	3 488	692 METAL TANKS,BOXES,ETC	124	91	31
881 PHOTO APPAR & EQUIPT NES	575	6 170	2 150	693 WIRE PRODUCTS NON ELECTR	461	1 044	371
884 OPTICAL GOODS NES	1 977	19 934	7 119	694 STL,COPPR NAILS,NUTS,ETC	208	388	134
885 WATCHES AND CLOCKS	902	12 523	4 394	695 TOOLS	1 707	8 111	2 847
892 PRINTED MATTER	2 158	3 249	1 130	696 CUTLERY	34	467	163
893 ARTICLES OF PLASTIC NES	43 895	45 685	16 128	697 BASE MTL HOUSEHOLD EQUIP	1 137	768	265
894 TOYS,SPORTING GOODS,ETC	144 242	176 309	61 322	699 OTHER METAL MANUFACTURES	2 874	6 206	2 171
895 OFFICE SUPPLIES NES	1 917	9 654	3 396	700 INDUSTRIAL PLANT,CHAP 84	5 068	5 066	1 734
896 WORKS OF ART ETC	418	980	337	711 STEAM BOILERS & AUX PLNT	619	820	273
897 GOLD,SILVER WARE,JEWELRY	587	8 951	3 129	712 STEAM ENGINES,TURBINES	137	1 379	486
898 MUSICAL INSTRUMENTS,PTS	4 548	13 737	4 804	713 INTRNL COMBUS PISTN ENGN	887	3 303	1 185
899 OTHER MANUFACTURED GOODS	68 816	93 041	32 996	714 ENGINES & MOTORS NES	6	142	52
951 WAR FIREARMS,AMMUNITION	247	306	113	716 ROTATING ELECTRIC PLANT	2 106	6 371	2 186
				718 OTH POWER GENERATG MACHY	62	579	197
EXPORTS	2 971 416	1 800 775	631 915	721 AGRIC MACHY,EXC TRACTORS	288	772	274
022 MILK AND CREAM	9 544	1 080	383	722 TRACTORS NON-ROAD	3 176	3 105	1 119
034 FISH FRESH,CHILLED,FROZN		290	101	723 CIVIL ENGINEERG EQUIP ETC	3 742	3 630	1 280
054 VEG ETC FRSH,SMPLY PRSVD	3 844	4 436	1 584	724 TEXTILE,LEATHER MACHNRY	67 529	195 207	67 918
058 FRUIT PRESERVED,PREPARED	202	94	34	725 PAPER ETC MILL MACHINERY	3 959	14 195	4 980
061 SUGAR AND HONEY	5 861	768	270	726 PRINTG,BKBINDG MACHY,PTS	7 445	21 869	7 622
071 COFFEE AND SUBSTITUTES	1 362	1 547	551	727 FOOD MACHRY NON-DOMESTIC	599	3 207	1 116
072 COCOA	557	301	110	728 OTH MACHY FOR SPCL INDUS	25 037	92 729	32 376
073 CHOCOLATE AND PRODUCTS	157	104	36	736 MACHINE TOOLS FOR METAL	7 144	28 131	9 938
081 FEEDING STUFF FOR ANIMLS	49 719	8 082	2 809	737 METALWORKING MACHNRY NES	1 886	3 951	1 394
098 EDIBLE PRODUCTS,PREPS NES	542	458	160	741 HEATING,COOLING EQUIPMNT	18 356	45 428	15 861
112 ALCOHOLIC BEVERAGES	402	284	101	742 PUMPS FOR LIQUIDS ETC	2 403	11 341	3 983
233 RUBBER,SYNTHTIC,RECLAIMD	16 742	6 567	2 304	743 PUMPS NES,CENTRIFUGES ETC	6 257	24 875	8 567
247 OTH WOOD ROUGH,SQUARED	2 714	347	128	744 MECHANICAL HANDLING EQU	13 590	21 658	7 247
251 PULP AND WASTE PAPER	13 884	3 387	1 211	745 NONELEC MACHY,TOOLS NES	7 505	25 331	8 898
263 COTTON	2 326	819	270	749 NONELEC MACH PTS,ACC NES	6 774	25 426	8 872
266 SYNTHETIC FIBRE TO SPIN	18 857	8 324	2 926	751 OFFICE MACHINES	67	446	152
273 STONE,SAND AND GRAVEL	972	129	46	752 AUTOMTIC DATA PROC EQUIP	86	2 005	700
278 OTHER CRUDE MINERALS	7 806	723	254	759 OFFICE & ADP MCH PTS,ACC	674	9 443	3 291
287 BASE METAL ORES,CONC NES	1 724	402	144	761 TELEVISION RECEIVERS	672	2 471	864
288 NONFERR METAL SCRAP NES	40 903	6 810	2 353	762 RADIO BROADCAST RECEIVRS	308	2 859	995
291 CRUDE ANIMAL MTRIALS NES	4 374	14 983	5 364	763 SOUND RECORDRS,PHONOGRPH	81	509	181
292 CRUDE VEG MATERIALS NES	102	199	69	764 TELECOM EQPT,PTS,ACC NES	7 053	18 553	6 507
334 PETROLEUM PRODUCTS,REFIN	52 180	21 529	7 600	771 ELECTRIC POWER MACHY NES	3 347	6 442	2 251
335 RESIDUAL PETRLM PROD NES	7 908	1 536	547	772 SWITCHGEAR ETC & PTS NES	2 451	16 660	5 837
431 PROCESD ANML VEG OIL,ETC	17 941	5 087	1 786	773 ELECTR DISTRIBUTING MACH	4 738	4 532	1 694
511 HYDROCARBONS NES,DERIVS	38 613	7 107	2 544	774 ELECTRO-MEDCL,XRAY EQUIP	333	10 868	3 988
512 ALCOHOLS,PHENOLS,ETC	374 204	51 109	18 455	775 HOUSEHOLD TYPE EQUIP NES	843	1 596	546
513 ORGANIC ACIDS ETC	198 377	46 096	16 453	776 TRANSISTORS VALVES,ETC	579	100 767	34 995
514 NITROGEN-FUNCTN COMPOUNDS	69 149	34 978	12 381	778 ELECTRICAL MACHINERY NES	13 062	17 826	6 262
515 ORG-INORG COMPOUNDS ETC	8 698	12 594	4 429	781 PASS MOTOR VEH EXC BUSES	76 059	175 585	62 045
516 OTHER ORGANIC CHEMICALS	10 699	8 242	2 870	782 LORRIES,SPCL MTR VEH NES	885	3 769	1 292
522 INORG ELEMNTS,OXIDES,ETC	94 173	36 618	12 835	783 ROAD MOTOR VEHICLES NES	372	318	112
523 OTHR INORGANIC CHEMICALS	183 928	20 366	7 163	784 MOTOR VEHCL PTS,ACC NES	6 008	15 664	5 464
524 RADIOACTIVE ETC MATERIAL	1	184	63	785 MOTOR & OTHER CYCLES ETC	274	1 084	396
531 SYNT DYE,NAT INDOGO,LAKES	18 774	59 891	21 193	786 VEH NES NONMOTR,TRAILERS	5 696	2 551	895
532 DYES NES,TANNING PRODS	54 982	12 191	4 300	791 RAILWAY VEHICLES	915	1 790	629
533 PIGMENTS,PAINTS,ETC	44 648	26 759	9 407	792 AIRCRAFT		599	205
541 MEDICINAL ETC PRODUCTS	8 791	45 782	16 096	793 SHIPS AND BOATS	641 200	20 563	7 408
551 ESSENTL OIL,PERFUME,ETC	489	1 890	663	812 PLUMBGG HEATNG,LGHTNG EQU	375	1 073	375
				821 FURNITURE	2 002	1 551	555

GROUP DESCRIPTION	DT = 100 KG	1 000 DM	1 000 \$	GROUP DESCRIPTION	DT = 100 KG	1 000 DM	1 000 \$
831 TRAVEL GOODS, HANDBAGS	19	206	69	764 TELECOM EQPT, PTS, ACC NES	5 864	21 945	7 665
848 HEADGEAR, NONTXTL CLOTHNG	120	332	112	771 ELECTRIC POWER MACHY NES	6 538	20 535	7 154
851 FOOTWEAR	11	97	33	772 SWITCHGEAR ETC & PTS NES	1 142	5 981	2 082
871 OPTICAL INSTRUMENTS	113	3 007	1 048	773 ELECTR DISTRIBUTING MACH	733	1 556	536
872 MEDICAL INSTRUMENTS NES	264	8 720	3 048	775 HOUSEHOLD TYPE EQUIP NES	29 431	69 546	24 356
873 METERS & COUNTERS NES	18	180	64	776 TRANSISTORS, VALVES, ETC	1 683	79 508	28 113
874 MEASURING, CONTROLLING INSTR	2 210	34 740	12 167	778 ELECTRICAL MACHINERY NES	5 919	24 562	8 678
881 PHOTO APPAR & EQUIPT NES	527	3 792	1 319	791 RAILWAY VEHICLES	15	136	47
882 PHOTO, CINEMA SUPPLIES	1 465	1 988	705	792 AIRCRAFT	16	691	253
884 OPTICAL GOODS NES	72	4 978	1 770	793 SHIPS AND BOATS	2 146	1 491	564
885 WATCHES AND CLOCKS	352	2 516	891	812 PLUMBING, HEATING, LGHTNG EQU	11 652	16 899	5 989
892 PRINTED MATTER	709	7 535	2 555	821 FURNITURE	3 259	4 534	1 578
893 ARTICLES OF PLASTIC NES	836	2 183	767	831 TRAVEL GOODS, HANDBAGS	41 965	87 743	30 995
894 TOYS, SPORTING GOODS, ETC	286	995	366	842 MENS OUTERWEAR NOT KNIT	111 122	435 029	153 766
895 OFFICE SUPPLIES NES	668	3 076	1 082	843 WOMENS OUTERWEAR NONKNIT	127 071	757 248	268 502
897 GOLD, SILVER WARE JEWELRY	12	1 849	670	844 UNDERWEAR NOT KNIT	58 016	246 501	87 305
898 MUSICAL INSTRUMENTS, PTS	1 243	5 832	2 026	845 UNDERWEAR KNIT NONELASTC	66 147	478 164	167 944
899 OTHER MANUFACTURED GOODS	225	1 509	531	846 UNDERWEAR KNITTED	42 174	192 588	68 830
971 GOLD, NON MONETARY NES	3	203	70	847 TXTL CLTHNG ACCESSRYS NES	8 899	30 045	10 403
				848 HEADGEAR, NONTXTL CLOTHNG	20 986	91 134	31 794
HONG KONG				851 FOOTWEAR	15 519	22 697	8 094
IMPORTS	1 055 392	3 958 863	1 395 306	871 OPTICAL INSTRUMENTS	680	9 243	3 255
				872 MEDICAL INSTRUMENTS NES	1 213	3 015	1 068
034 FISH FRESH, CHILLED, FROZN	29	899	316	873 METERS & COUNTERS NES	158	702	252
035 FISH SALTED, DRIED, SMOKED	37	121	45	874 MEASURING, CONTROLLING INSTR	1 202	7 474	2 627
036 SHELL FISH FRESH, FROZEN	125	405	146	881 PHOTO APPAR & EQUIPT NES	2 607	28 592	10 006
037 FISH ETC PREPD PRSVD NES	136	94	32	882 PHOTO, CINEMA SUPPLIES	33	368	130
048 CEREAL ETC PREPARATIONS	611	288	97	883 DEVELOPED CINEMA FILM	7	171	59
054 VEG ETC FRSH, SPLY PRSVD	1 419	967	155	884 OPTICAL GOODS NES	1 438	5 824	2 048
056 VEGETABLES ETC PRSVD, PREPD	198	347	129	885 WATCHES AND CLOCKS	12 569	210 381	73 574
057 FRUIT, NUTS, FRESH, DRIED	136	134	47	892 PRINTED MATTER	11 708	11 691	4 079
058 FRUIT PRESERVED, PREPARED	2 631	1 225	432	893 ARTICLES OF PLASTIC NES	53 907	55 894	19 687
062 SUGAR PREPS NON-COCOA	94	96	34	894 TOYS, SPORTING GOODS, ETC	101 115	162 198	56 851
074 TEA AND MATE	55	119	41	895 OFFICE SUPPLIES NES	1 583	3 422	1 210
075 SPICES	262	201	70	896 WORKS OF ART ETC	104	3 238	1 130
098 EDIBLE PRODUCTS, PREPS NES	1 942	914	325	897 GOLD, SILVER WARE, JEWELRY	1 649	35 229	12 389
211 HIDES, SKINS, UNRESSED	27	589	206	898 MUSICAL INSTRUMENTS, PTS	15 488	41 900	15 056
212 FUR SKINS UNRESSED	13	819	299	899 OTHER MANUFACTURED GOODS	24 833	48 328	17 014
222 SEEDS FOR SOFT/FIXED OIL	424	91	32	941 ZOO ANIMALS, PETS	30	562	200
263 COTTON	3 250	930	328	961 COIN NONGOLD, NONCURRENT			
268 WOOL (EXC TOPS), ANML HAIR	233	550	195	971 GOLD, NON MONETARY NES			
269 WASTE OF TEXTILE FABRICS	1 825	277	101				
278 OTHER CRUDE MINERALS	36 485	1 303	440	EXPORTS	1 817 704	1 717 597	602 295
289 PREC METAL ORE, WASTE NES				011 MEAT FRESH, CHILLD, FROZEN	29 874	6 262	2 204
291 CRUDE ANIMAL MTRIALS NES	414	926	336	014 MEAT PREPD, PRSVD, NES ETC	101	109	34
292 CRUDE VEG MATERIALS NES							

7 IMPORTS AND EXPORTS (SPECIAL TRADE) BY COUNTRIES OF PRODUCTION AND CONSUMPTION AND BY GROUPS OF THE SITC-REV. II 1984

GROUP DESCRIPTION	DT * 100 KG	1 000 DM	1 000 \$	GROUP DESCRIPTION	DT * 100 KG	1 000 DM	1 000 \$
641 PAPER AND PAPERBOARD	105 129	17 467	6 078	899 OTHER MANUFACTURED GOODS	1 509	6 445	2 272
642 ARTICLES OF PAPER ETC	28 457	14 153	4 916	951 WAR FIREARMS, AMMUNITION	42	178	62
651 TEXTILE YARN AND THREAD	3 300	7 112	2 498	971 GOLD, NON MONETARY NES	3	18 367	6 571
652 COTTON FABRICS, WOVEN	7 233	23 610	8 227	972 GOLD COIN		96	34
653 WOVN MAN-MADE FIB FABRIC	3 929	15 217	5 341				
654 OTH WOVEN TEXTILE FABRIC	748	5 816	2 037	MACAO			
655 KNIT ETC FABRICS	1 573	5 774	2 042				
656 LACE, RIBBONS, TULLE, ETC	740	2 999	1 047	IMPORTS	84 723	305 336	107 358
657 SPECIAL TEXTILE ETC PROD	12 192	27 514	9 868				
658 TEXTILE ARTICLES NES	312	1 697	590	658 TEXTILE ARTICLES NES	2 856	10 955	3 838
659 FLOOR COVERINGS ETC	1 006	766	267	666 POTTERY	574	279	99
661 CEMENT ETC BUILDING PROD	721	354	126	762 RADIO BROADCAST RECEIVRS	864	3 685	1 290
662 CLAY, REFRACTORY BLDG PRD	85 371	9 759	3 413	763 SOUND RECORDRS, PHONOGRPH	29	215	78
663 OTH NONMETAL MINERAL MFS	2 029	2 418	855	831 TRAVEL GOODS, HANDBAGS	152	754	266
664 GLASS	49 420	6 511	2 260	842 MENS OUTERWEAR NOT KNIT	20 394	56 805	20 156
665 GLASSWARE	1 700	3 398	1 193	843 WOMENS OUTERWEAR NONKNIT	12 396	43 184	15 320
666 POTTERY	770	1 602	549	844 UNDERWEAR NOT KNIT	10 969	31 406	11 012
667 PEARL, PREC-, SEMI-P STONE	479	23 860	8 281	845 OUTERWEAR KNIT NONELASTC	15 672	99 254	34 530
671 PIG IRON ETC	310	685	248	846 UNDERWEAR KNITTED	5 817	26 365	9 495
673 IRON AND STEEL SHAPES	7 083	1 289	444	847 TXTL CLTHNG ACCESSRYS NES	2 192	7 019	2 428
674 IRN, STL UNIV, PLATE, SHEET	29 387	6 235	2 181	848 HEADGEAR, NONTXTL CLOTHNG	103	716	244
675 IRON, STEEL HOOP, STRIP	13 851	3 956	1 393	871 OPTICAL INSTRUMENTS	372	1 588	551
676 RAILWAY RAILS ETC IRN, STL	117	149	49	881 PHOTO APPAR & EQUIPT NES	268	1 816	635
677 IRN, STL WIRE EXCL W ROD	1 438	561	197	885 WATCHES AND CLOCKS	17	199	72
678 IRON, STL TUBES, PIPES, ETC	60 466	6 155	2 237	894 TOYS, SPORTING GOODS, ETC	11 621	20 035	6 976
681 SILVER, PLATINUM, ETC	99	2 765	956	896 WORKS OF ART ETC	9	163	55
682 COPPER EXC CEMENT COPPER	34 830	54 484	19 043	899 OTHER MANUFACTURED GOODS	179	712	252
683 NICKEL	75	588	216				
684 ALUMINIUM	3 670	3 866	1 345	EXPORTS	2 476	3 592	1 257
686 ZINC	3 593	1 531	531				
691 STRUCTURES AND PARTS NES	16 418	25 478	9 313	531 SYNT DYE, NAT INDGO, LAKES	29	160	56
692 METAL TANKS, BOXES, ETC	128	168	57	541 MEDICINAL ETC PRODUCTS	13	137	47
693 WIRE PRODUCTS NON ELECTR	6 114	3 698	1 321	634 VENEERS, PLYWOOD, ETC	783	95	33
694 STL, COPPR NAILS, NUTS, ETC	1 323	1 242	436	651 TEXTILE YARN AND THREAD	38	110	37
695 TOOLS	2 288	10 890	3 805	744 MECHANICAL HANDLING EQU	253	1 010	353
696 CUTLERY	414	3 176	1 120	771 ELECTRIC POWER MACHY NES	227	139	52
697 BASE MTL HOUSEHOLD EQUIP	9 766	14 944	5 207	772 SWITCHGEAR ETC & PTS NES	115	597	217
699 OTHER METAL MANUFACTURES	7 754	10 680	3 739	775 HOUSEHOLD TYPE EQUIP NES	58	104	36
711 STEAM BOILERS & AUX PLNT	4 186	4 204	1 486	893 ARTICLES OF PLASTIC NES	263	185	64
712 STEAM ENGINES, TURBINES	17	588	216	951 WAR FIREARMS, AMMUNITION	48	129	42
713 INTRNL COMBUS PISTN ENGN	2 207	16 506	5 770				
714 ENGINES & MOTORS NES	54	8 866	3 054	AUSTRALIA			
716 ROTATING ELECTRIC PLANT	1 190	3 114	1 078				
718 OTH POWER GENERATG MACHY	590	1 055	360	IMPORTS	84 570 548	1 999 633	703 919
723 CIVIL ENGINEERG EQUIP ETC	1 927	3 807	1 317				
724 TEXTILE, LEATHER MACHNRY	15 714	67 027	23 583	011 MEAT FRESH, CHILLD, FROZEN	24 939	20 307	7 104
725 PAPER ETC MILL MACHINERY	2 496	6 111	2 095	014 MEAT PREPD, PRSVD, NES ETC	984	1 797	619
726 PRINTG, BKBINDG MACHY, PTS	7 991	19 220	6 768	024 CHEESE AND CURD	3 345	2 051	749
727 FOOD MACHRY NON-DOMESTIC	154	672	241	034 FISH FRESH, CHILLED, FROZN	1 747	2 183	756
728 OTH MACHRY FOR SPCL INDUS	10 769	34 296	12 027	043 BARLEY UNMILLED	504 152	25 608	9 259
736 MACHINE TOOLS FOR METAL	1 826	7 047	2 461	045 CEREALS NES UNMILLED	112 972	5 236	1 974
737 METALWORKING MACHNRY NES	151	817	285	054 VEG ETC FRSH, SMPLY PRSVD	72 587	6 805	2 494
741 HEATING, COOLING EQUIPMNT	2 377	7 049	2 472	057 FRUIT, NUTS, FRESH, DRIED	161 770	40 926	14 142
742 PUMPS FOR LIQUIDS ETC	4 393	9 492	3 303	058 FRUIT PRESERVED, PREPARED	25 234	4 978	1 692
743 PUMPS NES, CENTRIFUGES ETC	5 005	11 415	4 003	061 SUGAR AND HONEY	8 181	1 899	668
744 MECHANICAL HANDLING EQU	13 410	22 809	8 196	072 COCOA	224	320	106
745 NONELEC MACHY, TOOLS NES	1 690	7 751	2 687	081 FEEDING STUFF FOR ANMLS	37 519	5 095	1 879
749 NONELEC MACH PTS, ACC NES	11 757	24 888	8 650	098 EDIBLE PRODUCTS, PREPS NES	140	134	46
751 OFFICE MACHINES	1 966	7 908	2 715	112 ALCOHOLIC BEVERAGES	607	230	76
752 AUTOMATIC DATA PROC EQUIP	755	22 153	7 465	211 HIDES, SKINS, UNDRESSED	33 548	14 230	5 027
759 OFFICE & ADP MCH PTS, ACC	173	4 299	1 502	212 FUR SKINS UNDRESSED	802	13 635	4 790
761 TELEVISION RECEIVERS	16 590	47 850	15 976	223 SEEDS FOR OTH FIXED OILS	13 212	2 834	1 013
762 RADIO BROADCAST RECEIVRS	102	1 900	674	248 WOOD SHAPED	4 708	598	217
763 SOUND RECORDRS, PHONOGRPH	180	1 348	460	263 COTTON	6 404	2 755	1 013
764 TELECOM EQPT, PTS, ACC NES	2 210	24 153	8 438	268 WOOL(EXC TOPS), ANML HAIR	291 842	314 680	109 425
771 ELECTRIC POWER MACHY NES	1 707	2 711	956	278 OTHER CRUDE MINERALS	42 449	1 517	537
772 SWITCHGEAR ETC & PTS NES	3 170	16 554	5 837	281 IRON ORE, CONCENTRATES	56 202 084	377 199	131 949
773 ELECTR DISTRIBUTING MACH	12 471	12 784	4 555	282 IRON AND STEEL SCRAP	3 655	836	288
774 ELECTRO-MEDCL, XRAY EQUIP	99	2 784	969	287 BASE METAL ORES, CONC NES	19 426 533	447 449	158 389
775 HOUSEHOLD TYPE EQUIP NES	8 821	20 853	7 332	288 NONFER METAL SCRAP NES	92 652	3 748	1 359
776 TRANSISTORS, VALVES, ETC	893	59 837	20 849	289 PREC METAL ORE, WASTE NES	4	188	67
778 ELECTRICAL MACHINERY NES	8 728	32 219	11 322	291 CRUDE ANIMAL MTRIALS NES	4 821	12 665	4 430
781 PASS MOTOR VEH EXC BUSES	20 645	57 043	19 937	292 CRUDE VEG MATERIALS NES	87 781	11 888	4 216
782 LORRIES, SPCL MTR VEH NES	1 263	1 890	633	322 COAL, LIGNITE, PEAT	6 955 658	101 007	35 413
784 MOTOR VEHCL PTS, ACC NES	5 001	17 605	6 156	323 BRIQUETS, COKE, SEMI-COKE	4 457	197	68
786 VEH NES NONMOTR, TRAILERS	18 406	19 278	6 730	334 PETROLEUM PRODUCTS, REFIN	52	90	30
791 RAILWAY VEHICLES	469	1 565	552	411 ANIMAL OILS AND FATS	75 457	9 653	3 442
792 AIRCRAFT	15	931	316	423 FIXED VEG OILS, SOFT	20 239	2 825	1 026
812 PLUMB, HEATING, LGHTNG EQU	2 813	7 991	2 772	424 FIXED VEG OIL NONSOFT	2 756	697	254
821 FURNITURE	17 603	14 394	5 093	431 PROCESD ANML VEG OIL, ETC	2 051	1 186	397
831 TRAVEL GOODS, HANDBAGS	570	11 836	4 190	522 INORG ELEMNTS, OXIDES, ETC	15 993	844	325
842 MENS OUTERWEAR NOT KNIT	184	1 478	520	523 OTHR INORGANIC CHEMICALS	1 344	2 154	764
843 WOMENS OUTERWEAR NONKNIT	206	5 356	1 895	524 RADIOACTIVE ETC MATERIAL	11 215	281 342	100 654
844 UNDERWEAR NOT KNIT	19	475	169	541 MEDICINAL ETC PRODUCTS	6	815	284
845 UNDERWEAR KNIT NONELASTC	179	3 189	1 099	551 ESSENTL OIL, PERFUME, ETC	31	136	48
846 UNDERWEAR KNITTED	49	860	303	598 MISC CHEMICAL PRODS NES	13	227	79
847 TXTL CLTHNG ACCESSRYS NES	118	1 227	424	611 LEATHER	48	316	102
848 HEADGEAR, NONTXTL CLOTHNG	217	4 533	1 591	612 LEATHER ETC MANUFACTURES	11	94	32
851 FOOTWEAR	1 622	9 058	3 180	613 FUR SKINS TANNED, DRESSED	60	1 340	443
871 OPTICAL INSTRUMENTS	143	5 876	2 072	625 RUBBER TYRES, TUBES	123	119	44
872 MEDICAL INSTRUMENTS NES	427	6 637	2 312	626 RUBBER ARTICLES NES	18	140	49
873 METERS & COUNTERS NES	224	790	286	634 VENEERS, PLYWOOD, ETC	229	244	89
874 MEASURING, CONTROLLING INSTR	988	17 827	6 203	651 TEXTILE YARN AND THREAD	5 020	7 842	2 748
881 PHOTO APPAR & EQUIPT NES	2 144	19 374	6 761	663 OTH NONMETAL MINERAL MFS	26	157	54
882 PHOTO, CINEMA SUPPLIES	11 856	10 955	3 818	667 PEARL, PREC-, SEMI-P STONE	157	3 317	1 180
883 DEVELOPED CINEMA FILM	17	220	76	674 IRN, STL UNIV, PLATE, SHEET	1 639	195	72
884 OPTICAL GOODS NES	163	21 278	7 443	681 SILVER PLATINUM, ETC		430	165
885 WATCHES AND CLOCKS	398	34 219	11 968	682 COPPER EXC CEMENT COPPER	47 450	19 094	7 111
892 PRINTED MATTER	3 272	3 710	1 297	683 NICKEL	59 529	80 050	28 261
893 ARTICLES OF PLASTIC NES	5 543	8 864	3 100	684 ALUMINIUM	85 150	35 202	11 953
894 TOYS, SPORTING GOODS, ETC	1 701	3 207	1 097	685 LEAD	82 940	18 258	6 446
895 OFFICE SUPPLIES NES	1 424	10 925	3 841	687 TIN	50	185	61
896 WORKS OF ART ETC	1	669	235	689 NON-FER BASE METALS NES	302	778	273
897 GOLD, SILVER WARE, JEWELRY	36	9 207	3 237	694 STL, COPPR NAILS, NUTS, ETC	79	89	33
898 MUSICAL INSTRUMENTS, PTS	2 554	15 935	5 559	695 TOOLS	66	392	140

7 IMPORTS AND EXPORTS (SPECIAL TRADE) BY COUNTRIES OF PRODUCTION AND CONSUMPTION AND BY GROUPS OF THE SITC-REV. II 1984

GROUP DESCRIPTION	DT = 100 KG	1 000 DM	1 000 \$	GROUP DESCRIPTION	DT = 100 KG	1 000 DM	1 000 \$
696 CUTLERY	18	233	87	611 LEATHER	1 638	5 555	1 944
699 OTHER METAL MANUFACTURES	141	533	186	612 LEATHER ETC MANUFACTURES	645	1 693	594
713 INTRNL COMBUS PISTN ENGN	13 976	28 175	9 846	613 FUR SKINS TANNED,DRESSED	6	296	106
714 ENGINES & MOTORS NES	19	289	105	621 MATERIALS OF RUBBER	4 460	4 908	1 734
718 OTH POWER GENERATG MACHY		161	57	625 RUBBER TYRES,TUBES	26 693	18 869	6 546
727 FOOD MACHRY NON-DOMESTIC	285	1 033	368	628 RUBBER ARTICLES NES	5 066	12 037	4 222
728 OTH MACHY FOR SPCL INDUS	76	781	257	633 CORK MANUFACTURES	443	1 901	669
741 HEATING,COOLING EQUIPMNT	679	2 109	750	634 VENEERS,PLYWOOD,ETC	4 846	2 712	957
742 PUMPS FOR LIQUIDS ETC	55	345	120	635 WOOD MANUFACTURES NES	3 005	2 115	752
743 PUMPS NES,CENTRIFUGES ETC	84	1 117	395	641 PAPER AND PAPERBOARD	406 002	117 254	40 913
745 NONELEC MACHY,TOOLS NES	100	500	178	642 ARTICLES OF PAPER ETC	7 912	10 988	3 882
749 NONELEC MACH PTS,ACC NES	825	2 126	763	651 TEXTILE YARN AND THREAD	12 606	23 521	8 290
752 AUTOMATIC DATA PROC EQUIP	14	726	243	652 COTTON FABRICS,WOVEN	4 458	18 222	6 389
759 OFFICE & ADP MCH PTS,ACC	73	3 554	1 243	653 WOVN MAN-MADE FIB FABRIC	6 697	23 079	8 160
764 TELECOM EQPT,PTS,ACC NES	14	680	242	654 OTH WOVEN TEXTILE FABRIC	699	3 652	1 258
772 SWITCHGEAR ETC & PTS NES	124	874	309	655 KNIT ETC FABRICS	684	3 037	1 060
773 ELECTR DISTRIBUTING MACH	215	491	169	656 LACE,RIBBONS,TULLE,ETC	407	1 814	641
774 ELECTRO-MEDCL,XRAY EQUIP	13	359	130	657 SPECIAL TEXTILE ETC PRCD	10 300	18 926	6 682
776 TRANSISTORS,VALVES,ETC		120	42	658 TEXTILE ARTICLES NES	616	2 514	890
778 ELECTRICAL MACHINERY NES	1 370	2 632	948	659 FLOOR COVERINGS ETC	3 079	3 104	1 093
784 MOTOR VEHCL PTS,ACC NES	678	771	273	661 CEMENT ETC BUILDING PRCD	3 873	273	99
786 VEH NES NONMOTR,TRAILERS	160	425	138	662 CLAY,REFRACTORY BLOC PRD	32 965	5 126	1 790
792 AIRCRAFT	7	658	226	663 OTH NONMETAL MINERAL MFS	14 754	15 719	5 470
821 FURNITURE	82	155	56	664 GLASS	89 583	19 847	6 997
848 HEADGEAR,NONTXTL CLOTHNG	70	226	79	665 GLASSWARE	12 789	12 688	4 461
871 OPTICAL INSTRUMENTS	19	96	35	666 POTTERY	7 463	8 714	3 071
872 MEDICAL INSTRUMENTS NES	13	1 063	381	667 PEARL,PREC-,SEMI-P STONE		1 879	680
874 MEASURNG,CONTROLLNG INSTR	58	2 583	903	671 PIG IRON ETC	7 331	1 636	579
881 PHOTO APPAR & EQUIPT NES	5	459	158	672 IRON,STL PRIMARY FORMS	49 505	4 192	1 455
884 OPTICAL GOODS NES	97	1 627	565	673 IRON AND STEEL SHAPES	37 329	6 175	2 150
885 WATCHES AND CLOCKS		101	35	674 IRN,STL UNIV,PLATE,SHEET	51 973	18 115	6 444
892 PRINTED MATTER	116	721	238	675 IRON,STEEL HOOP,STRIP	12 839	4 469	1 583
893 ARTICLES OF PLASTIC NES	399	344	119	677 IRN,STL WIRE EXCL W ROD	1 542	476	165
894 TOYS,SPORTING GOODS,ETC	944	2 480	866	678 IRON,STL TUBES,PIPES,ETC	20 232	6 674	2 342
896 WORKS OF ART ETC	15	1 223	433	679 IRN,STL CASTINGS UNWORKE	133	119	43
897 GOLD,SILVER WARE,JEWELRY		165	56	681 SILVER,PLATINUM,ETC	124	2 697	948
898 MUSICAL INSTRUMENTS,PTS	60	498	176	682 COPPER EXC CEMENT COPPER	15 198	12 008	4 206
899 OTHER MANUFACTURED GOODS	20	4 702	1 659	683 NICKEL	1 867	4 319	1 499
951 WAR FIREARMS,AMMUNITION	603	369	133	684 ALUMINIUM	13 772	13 535	4 734
971 GOLD,NON MONETARY NES	1	3 671	1 222	686 ZINC	1 942	1 030	366
EXPORTS	4 362 512	3 691 445	1 292 374	691 STRUCTURES AND PARTS NES	5 843	7 067	2 498
014 MEAT PREPD,PRSTD,NES ETC	445	479	173	692 METAL TANKS,BXES,ETC	1 711	1 885	648
024 CHEESE AND CURD	22 588	16 887	5 946	693 WIRE PRODUCTS NON ELECTR	1 318	1 073	377
034 FISH FRESH,CHILLED,FROZN	1 434	825	298	694 STL,COPPR NAILS,NUTS,ETC	8 484	7 064	2 475
037 FISH ETC PREPD PRSTD NES	5 518	4 816	1 671	695 TOOLS	9 958	30 793	10 773
048 CEREAL ETC PREPARATIONS	12 433	6 279	2 179	696 CUTLERY	2 259	11 217	3 935
054 VEG ETC FRSH,SMPLY PRSTD	225	274	97	697 BASE MTL HOUSEHOLD EQUIP	6 717	12 239	4 279
056 VEGTBLES ETC PRSTD,PREPD	4 530	2 605	901	699 OTHER METAL MANUFACTURES	33 691	48 204	16 950
057 FRUIT,NUTS,FRESH,DRIED	922	858	308	703 INDUSTRIAL PLANT,CHAP 85	775	18 262	6 412
058 FRUIT PRESERVED,PREPARED	2 138	1 364	464	711 STEAM BOILERS & AUX PLNT	4 628	6 906	2 503
061 SUGAR AND HONEY	3 941	571	196	712 STEAM ENGINES,TURBINES	269	1 572	574
062 SUGAR PREPS NON-COCOA	2 453	1 328	476	713 INTRNL COMBUS PISTN ENGN	38 719	72 294	25 296
071 COFFEE AND SUBSTITUTES	5 817	12 966	4 570	714 ENGINES & MOTORS NES	159	1 215	418
072 COCOA	8 122	9 976	3 526	716 ROTATING ELECTRIC PLANT	11 938	25 081	8 738
073 CHOCOLATE AND PRODUCTS	4 901	5 749	1 997	718 OTH POWER GENERATG MACHY	722	2 363	826
074 TEA AND MATE	175	275	90	721 AGRIC MACHY,EXC TRACTORS	55 524	58 999	20 579
075 SPICES	232	541	189	722 TRACTORS NON-ROAD	74 214	91 333	32 185
081 FEEDING STUFF FOR ANIMLS	678	1 328	458	723 CIVIL ENGINEERS EQUIP ETC	56 071	71 319	25 045
098 EDIBLE PRODUCTS,PREPS NES	3 903	3 017	1 057	724 TEXTILE,LEATHER MACHNRY	15 743	64 350	22 528
111 NON-ALCOHL BEVERAGES NES	713	118	42	725 PAPER ETC MILL MACHINERY	6 721	25 287	8 749
112 ALCOHOLIC BEVERAGES	29 542	12 777	4 483	726 PRINTG,BKBDNG MACHY,PTS	17 777	85 808	30 029
122 TOBACCO MFRS	48	137	42	727 FOOD MACHRY NON-DOMESTIC	3 230	13 279	4 679
223 SEEDS FOR OTH FIXED OILS	1 296	257	93	728 OTH MACHY FOR SPCL INDUS	42 948	111 145	38 687
233 RUBBER,SYNTHETIC,RECLAIMD	4 944	1 365	476	736 MACHINE TOOLS FOR METAL	11 363	37 795	13 104
251 PULP AND WASTE PAPER	1 810	391	138	737 METALWORKING MACHNRY NES	1 645	9 040	3 184
266 SYNTHETIC FIBRE TO SPIN	12 205	4 906	1 715	741 HEATING,COOLING EQUIPMNT	11 955	25 956	9 023
273 STONE,SAND AND GRAVEL	3 079	165	61	742 PUMPS FOR LIQUIDS ETC	4 749	19 620	6 846
277 NATURAL ABRASIVES NES	530	167	58	743 PUMPS NES,CENTRIFUGES ETC	28 281	56 725	19 981
278 OTHER CRUDE MINERALS	10 725	1 752	618	744 MECHANICAL HANDLING EQU	22 435	36 540	12 838
287 BASE METAL ORES,CONC NES	1 356	296	106	745 NONELEC MACHY TOOLS NES	15 129	78 963	27 520
291 CRUDE ANIMAL MTRIALS NES	55	163	58	749 NONELEC MACH PTS,ACC NES	32 129	87 499	30 804
292 CRUDE VEG MATERIALS NES	2 426	3 321	1 166	751 OFFICE MACHINES	4 115	23 882	8 260
322 COAL,LIGNITE,PEAT	50 583	1 536	540	752 AUTOMATIC DATA PROC EQUIP	2 714	45 287	15 717
334 PETROLEUM PRODUCTS,REFIN	29 255	7 608	2 669	759 OFFICE & ADP MCH PTS,ACC	580	11 549	4 060
335 RESIDUAL PETRLM PRD NES	5 901	1 253	430	761 TELEVISION RECEIVERS	2 247	8 743	3 081
423 FIXED VEG OILS,SOFT	1 000	184	62	762 RADIO BROADCAST RECEIERS	540	5 847	2 050
424 FIXED VEG OIL NONSOFT	1 346	367	121	763 SOUND RECORDRS,PHONOGRPH	371	2 359	809
431 PROCESD ANML VEG OIL,ETC	31 361	8 355	2 958	764 TELECOM EQPT,PTS ACC NES	4 284	65 845	23 063
511 HYDROCARBONS NES,DERIVS	32 847	5 490	1 942	771 ELECTRIC POWER MACHY NES	3 915	12 124	4 293
512 ALCOHOLS,PHENOLS,ETC	32 163	10 718	3 745	772 SWITCHGEAR ETC & PTS NES	18 120	82 777	29 072
513 ORGANIC ACIDS,ETC	71 397	41 871	14 417	773 ELECTR DISTRIBUTING MACH	5 290	7 859	2 742
514 NITROGEN-FUNCTN COMPOUNDS	27 643	19 249	6 760	774 ELECTRO-MEDCL,XRAY EQUIP	1 070	23 915	8 344
515 ORG-INORG COMPOUNDS ETC	12 881	44 300	15 529	775 HOUSEHOLD TYPE EQUIP NES	26 936	42 935	15 142
516 OTHER ORGANIC CHEMICALS	14 784	20 149	7 004	776 TRANSISTORS,VALVES,ETC	2 211	9 947	3 434
522 INORG ELEMNTS,OXIDES,ETC	1 350 954	39 123	13 679	778 ELECTRICAL MACHINERY NES	55 441	91 072	31 976
523 OTHR INORGANIC CHEMICALS	96 074	14 508	5 138	781 PASS MOTOR VEH EXC BUSES	104 610	275 720	95 672
524 RADIOACTIVE ETC MATERIAL	8	198	71	782 LORRIES,SPCL MTR VEH NES	36 984	56 373	19 670
531 SYNT DYE,NAT INDOGO,LAKES	16 225	36 917	13 104	783 ROAD MOTOR VEHICLES NES	21 052	31 853	10 952
532 DYES NES,TANNING PRDCT	12 643	3 057	1 070	784 MOTOR VEHCL PTS,ACC NES	69 585	150 272	52 543
533 PIGMENTS,PAINTS,ETC	56 041	20 847	7 268	785 MOTOR & OTHER CYCLES ETC	4 486	15 420	5 378
541 MEDICINAL ETC PRODUCTS	13 968	96 856	34 257	786 VEH NES NONMOTR,TRAILERS	34 456	18 712	6 565
551 ESSENTIAL OIL PERFUME,ETC	1 097	4 227	1 490	791 RAILWAY VEHICLES	2 689	10 525	3 721
553 PERFUMERY,COSMETICS,ETC	5 515	6 492	2 296	792 AIRCRAFT	107	5 409	1 754
554 SOAPS,CLEANING ETC PREPS	29 112	14 506	5 107	793 SHIPS AND BOATS	165	511	181
562 FERTILIZERS MANUFACTURED	52 542	3 730	1 318	812 PLUMBNG,HEATING,LGHTNG EQU	5 246	10 964	3 825
572 EXPLOSIVES PYROTECH PRD	136	765	280	821 FURNITURE	32 487	24 981	8 738
582 PROD OF CONDENSATION ETC	69 594	46 134	16 133	831 TRAVEL GOODS,HANDBAGS	247	1 417	491
583 PROD OF POLYMERIZING ETC	120 364	57 276	20 080	842 MENS OUTERWEAR NOT KNIT	94	1 263	445
584 CELLULOSE DERIVATIVES ETC	7 072	7 691	2 738	843 WOMENS OUTERWEAR NONKNIT	21	6 147	2 156
585 PLASTIC MATERIALS NES	1 628	5 438	1 920	844 UNDERWEAR NOT KNIT	241	303	103
591 PESTICIDES,DISINFECTANTS	11 335	11 585	4 058	845 OUTERWEAR KNIT NONELASTC	169	4 129	1 431
592 STARCH,INULIN,GLUTEN,ETC	7 827	3 874	1 356	846 UNDERWEAR KNITTED	26	484	173
598 MISC CHEMICAL PRDCT NES	94 269	49 303	17 292	847 TXTL CLTHNG ACCESRYS NES	159	1 316	456
				848 HEADGEAR,NONTXTL CLOTHNG	115	1 406	486
				851 FOOTWEAR	859	6 388	2 278

7 IMPORTS AND EXPORTS (SPECIAL TRADE) BY COUNTRIES OF PRODUCTION AND CONSUMPTION AND BY GROUPS OF THE SITC-REV. II 1984

GROUP DESCRIPTION	DT = 100 KG	1 000 DM	1 000 \$	GROUP DESCRIPTION	DT = 100 KG	1 000 DM	1 000 \$
871 OPTICAL INSTRUMENTS	247	6 242	2 198	NEW ZEALAND			
872 MEDICAL INSTRUMENTS NES	1 168	21 812	7 676	IMPORTS	1 551 338	452 732	160 228
873 METERS & COUNTERS NES	145	1 697	590	011 MEAT FRESH, CHILLD, FROZEN	113 092	69 493	24 579
874 MEASURING, CONTROLLING INSTR	7 921	97 742	34 069	022 MILK AND CREAM	2 081	335	120
881 PHOTO APPAR & EQUIPT NES	3 330	31 646	11 202	024 CHEESE AND CURD	48 388	22 027	7 800
882 PHOTO, CINEMA SUPPLIES	15 301	27 134	9 501	034 FISH FRESH, CHILLED, FROZN	1 441	991	358
884 OPTICAL GOODS NES	348	18 074	6 384	043 BARLEY UNMILLED	230 436	12 200	4 319
885 WATCHES AND CLOCKS	1 638	13 970	4 921	054 VEG ETC FRSH, SPLY PRSVD	9 469	924	330
892 PRINTED MATTER	10 420	15 740	5 503	057 FRUIT, NUTS, FRESH, DRIED	458 245	118 111	41 267
893 ARTICLES OF PLASTIC NES	39 137	41 195	14 476	058 FRUIT PRESERVED, PREPARED	36 788	14 415	5 098
894 TOYS, SPORTING GOODS, ETC	6 992	14 131	4 919	061 SUGAR AND HONEY	2 298	913	321
895 OFFICE SUPPLIES NES	5 903	21 478	7 530	068 EDIBLE PRODUCTS, PREPS NES	1 222	517	175
896 WORKS OF ART ETC	12	11 106	3 857	112 ALCOHOLIC BEVERAGES	216	129	44
897 GOLD, SILVER WARE, JEWELRY	81	18 466	6 544	211 HIDES, SKINS, UNDRRESSED	2 336	2 860	981
898 MUSICAL INSTRUMENTS, PTS	9 139	37 592	13 099	212 FUR SKINS UNDRRESSED	343	3 443	1 217
899 OTHER MANUFACTURED GOODS	3 088	12 585	4 453	223 SEEDS FOR OTH FIXED OILS	830	171	57
951 WAR FIREARMS, AMMUNITION	45	600	210	248 WOOD SHAPED	347	97	37
971 GOLD, NON MONETARY NES		137	49	251 PULP AND WASTE PAPER	30 411	3 387	1 164
PAPUA NEW G				268 WOOL(Exc TOPS), ANML HAIR	121 371	97 729	34 894
IMPORTS	2 706 873	643 323	223 208	287 BASE METAL ORES, CONC NES	143	291	97
036 SHELL FISH FRESH, FROZEN	186	510	171	288 NONFERR METAL SCRAP NES	1 363	433	156
071 COFFEE AND SUBSTITUTES	118 304	100 233	34 740	291 CRUDE ANIMAL MTRIALS NES	9 526	26 468	9 332
072 COCOA	111 542	75 925	25 678	292 CRUDE VEG MATERIALS NES	3 343	1 804	625
074 TEA AND MATE	537	508	170	411 ANIMAL OILS AND FATS	40 661	5 089	1 885
075 SPICES	379	971	331	431 PROCESD ANML VEG OIL, ETC	201	203	66
081 FEEDING STUFF FOR ANIMLS	29 692	1 341	474	512 ALCOHOLS, PHENOLS, ETC	409 246	17 632	6 169
223 SEEDS FOR OTH FIXED OILS	191 015	40 561	14 030	513 ORGANIC ACIDS, ETC	62	674	230
232 NATURAL RUBBER, GUMS	1 440	373	124	592 STARCH, INULIN, GLUTEN, ETC	20 019	9 585	3 339
287 BASE METAL ORES, CONC NES	1 912 453	324 967	113 846	598 MISC CHEMICAL PRODS NES	213	275	94
292 CRUDE VEG MATERIALS NES	107	159	54	611 LEATHER	176	485	178
424 FIXED VEG OIL NONSOFT	340 864	69 307	24 194	613 FUR SKINS TANNED, DRESSED	384	1 242	425
635 WOOD MANUFACTURES NES	16	102	34	634 VENEERS, PLYWOOD, ETC	2 637	278	99
896 WORKS OF ART ETC	1	140	48	651 TEXTILE YARN AND THREAD	133	200	68
971 GOLD, NON MONETARY NES	14	27 951	9 218	659 FLOOR COVERINGS ETC	149	213	76
EXPORTS	170 652	32 334	11 295	681 SILVER, PLATINUM, ETC	1	133	48
022 MILK AND CREAM	3 399	247	84	696 CUTLERY	27	117	40
061 SUGAR AND HONEY	2 890	195	67	721 AGRIC MACHY, EXC TRACTORS	22	88	30
278 OTHER CRUDE MINERALS	54 042	1 320	471	724 TEXTILE, LEATHER MACHNRY	97	223	78
522 INORG ELEMNTS, OXIDES, ETC	7 927	662	234	749 NONELEC MACH PTS, ACC NES	55	246	87
523 OTHR INORGANIC CHEMICALS	34 056	10 938	3 863	778 ELECTRICAL MACHINERY NES	56	306	111
533 PIGMENTS, PAINTS, ETC	318	127	48	784 MOTOR VEHCL PTS, ACC NES	833	856	301
541 MEDICINAL ETC PRODUCTS	572	1 632	555	848 HEADGEAR, NONTXTL CLOTHNG	75	325	113
562 FERTILIZERS MANUFACTURED	58 541	2 458	855	874 MEASURING, CONTROLLING INSTR	21	561	202
583 PROD OF POLYMERIZING ETC	349	115	38	881 PHOTO APPAR & EQUIPT NES		178	60
598 MISC CHEMICAL PRODS NES	60	295	104	882 PHOTO, CINEMA SUPPLIES	59	125	43
628 RUBBER ARTICLES NES	53	185	63	892 PRINTED MATTER	64	89	34
662 CLAY, REFRACTORY BLDG PRO	677	113	41	893 ARTICLES OF PLASTIC NES	79	125	45
663 OTH NONMETAL MINERAL MFS	328	99	37	894 TOYS, SPORTING GOODS, ETC	22	91	31
664 GLASS	446	91	31	896 WORKS OF ART ETC	1	106	37
693 WIRE PRODUCTS NON ELECTR	1 898	167	60	897 GOLD, SILVER WARE, JEWELRY		119	41
695 TOOLS	754	993	349	899 OTHER MANUFACTURED GOODS	13	1 453	523
696 CUTLERY	111	330	119	EXPORTS	796 680	632 591	222 045
699 OTHER METAL MANUFACTURES	162	110	36	024 CHEESE AND CURD	1 405	1 286	458
713 INTRNL COMBUS PISTN ENGN	35	141	49	037 FISH ETC PREPD PRSVD NES	133	86	31
721 AGRIC MACHY, EXC TRACTORS	190	407	147	048 CEREAL ETC PREPARATIONS	293	129	49
723 CIVIL ENGINEER EQUIP ETC	366	1 153	400	056 VEGETABLES ETC PRSVD, PREPD	177	99	36
728 OTH MACHY FOR SPCL INDUS	396	1 431	505	058 FRUIT PRESERVED, PREPARED	371	126	43
736 MACHINE TOOLS FOR METAL	188	715	260	071 COFFEE AND SUBSTITUTES	869	1 017	356
743 PUMPS NES, CENTRIFUGES ETC	103	253	87	081 FEEDING STUFF FOR ANIMLS	596	222	77
745 NONELEC MACHY, TOOLS NES	268	1 661	565	098 EDIBLE PRODUCTS, PREPS NES	390	316	110
749 NONELEC MACH PTS, ACC NES	99	174	59	112 ALCOHOLIC BEVERAGES	9 650	4 090	1 435
751 OFFICE MACHINES	13	87	33	223 SEEDS FOR OTH FIXED OILS	593	108	39
781 PASS MOTOR VEH EXC BUSES	156	516	175	233 RUBBER, SYNTHETIC, RECLAIMD	2 041	855	296
792 AIRCRAFT	3	1 007	337	266 SYNTHETIC FIBRE TO SPIN	566	121	42
812 PLUMBING, HEATING, LIGHTING EQU	144	239	85	267 OTHER MAN-MADE FIBRES	1 306	689	236
821 FURNITURE	199	201	65	273 STONE, SAND AND GRAVEL	1 382	115	41
831 TRAVEL GOODS, HANDBAGS	50	128	42	278 OTHER CRUDE MINERALS	5 919	516	186
847 TXTL CLTHNG ACCESSRYS NES	55	117	40	292 CRUDE VEG MATERIALS NES	422	518	184
851 FOOTWEAR	83	368	130	334 PETROLEUM PRODUCTS, REFIN	5 957	1 854	648
874 MEASURING, CONTROLLING INSTR	103	1 024	345	335 RESIDUAL PETRLM PROD NES	2 275	383	137
892 PRINTED MATTER	124	157	57	423 FIXED VEG OILS, SOFT	9 800	1 639	603
893 ARTICLES OF PLASTIC NES	215	184	64	431 PROCESD ANML VEG OIL, ETC	2 667	784	279
897 GOLD, SILVER WARE, JEWELRY		190	72	511 HYDROCARBONS NES, DERIVS	4 782	2 399	844
971 GOLD, NON MONETARY NES		418	157	512 ALCOHOLS, PHENOLS, ETC	12 799	2 306	805
AUST OCEANIA				513 ORGANIC ACIDS, ETC	48 418	9 332	3 273
IMPORTS	256	283	103	514 NITROGEN-FUNCTN COMPOUNDS	7 870	4 224	1 506
523 OTHR INORGANIC CHEMICALS	150	206	78	515 ORG-INORG COMPOUNDS ETC	2 995	4 966	1 753
EXPORTS	944	2 144	731	516 OTHR ORGANIC CHEMICALS	3 887	2 330	821
696 CUTLERY	33	124	40	522 INORG ELEMNTS, OXIDES, ETC	38 645	7 422	2 611
728 OTH MACHY FOR SPCL INDUS	298	426	149	523 OTHR INORGANIC CHEMICALS	39 624	3 574	1 273
881 PHOTO APPAR & EQUIPT NES	2	147	48	531 SYNT DYE, NAT INDGO, LAKES	4 884	13 807	4 855
884 OPTICAL GOODS NES	2	500	173	532 DYES NES, TANNING PRODS	14 092	2 836	1 003
899 OTHER MANUFACTURED GOODS	19	160	55	533 PIGMENTS, PAINTS, ETC	12 746	4 785	1 676
NAURU				541 MEDICINAL ETC PRODUCTS	3 456	25 532	8 964
IMPORTS	7 201	317	106	551 ESSENTL OIL PERFUME ETC	102	523	183
512 ALCOHOLS, PHENOLS ETC	7 201	317	106	553 PERFUMERY, COSMETICS, ETC	130	272	93
EXPORTS	5	51	19	554 SOAPS, CLEANING ETC PREPS	20 410	6 070	2 118
				562 FERTILIZERS MANUFACTURED	113 949	5 311	1 898
				572 EXPLOSIVES PYROTECH PROD	19	96	33
				582 PROD OF CONDENSATION ETC	24 794	16 586	5 862
				583 PROD OF POLYMERIZING ETC	43 740	20 334	7 133
				584 CELLULOSE DERIVATIVES ETC	1 467	2 102	748
				585 PLASTIC MATERIALS NES	247	143	52
				591 PESTICIDES DISINFECTANTS	10 988	16 441	5 816
				592 STARCH, INULIN, GLUTEN, ETC	706	355	122
				598 MISC CHEMICAL PRODS NES	34 246	13 174	4 647
				611 LEATHER	119	306	112
				612 LEATHER ETC MANUFACTURES	228	611	213
				621 MATERIALS OF RUBBER	876	509	185
				625 RUBBER TYRES TUBES	2 526	2 358	831
				628 RUBBER ARTICLES NES	961	2 063	722

7 IMPORTS AND EXPORTS (SPECIAL TRADE) BY COUNTRIES OF PRODUCTION AND CONSUMPTION AND BY GROUPS OF THE SITC-REV. II 1984

GROUP DESCRIPTION	DT = 100 KG	1 000 DM	1 000 \$	GROUP DESCRIPTION	DT = 100 KG	1 000 DM	1 000 \$	
633 CORK MANUFACTURES	61	238	88	SOLOMON IS				
634 VENEERS, PLYWOOD, ETC	1 275	920	321					
635 WOOD MANUFACTURES NES	145	173	58	IMPORTS	41 852	9 920	3 526	
641 PAPER AND PAPERBOARD	86 803	23 208	8 063					
642 ARTICLES OF PAPER ETC	936	1 434	497	037 FISH ETC PREPD PRSVD NES	284	222	79	
651 TEXTILE YARN AND THREAD	3 469	5 388	1 869	072 COCOA	1 397	851	286	
652 COTTON FABRICS, WOVEN	681	2 583	903	424 FIXED VEG OIL NONSOFT	40 171	8 843	3 160	
653 WOVN MAN-MADE FIB FABRIC	7 398	17 154	5 995	EXPORTS	28 459	2 047	735	
654 OTH WOVEN TEXTILE FABRIC	169	888	308					
655 KNIT ETC FABRICS	308	1 430	502	061 SUGAR AND HONEY	11 754	735	266	
656 LACE, RIBBONS, TULLE, ETC	54	348	126	562 FERTILIZERS MANUFACTURED	15 121	349	131	
657 SPECIAL TEXTILE ETC PROD	2 118	3 425	1 200	784 MOTOR VEHCL PTS, ACC NES	75	464	165	
658 TEXTILE ARTICLES NES	89	374	129	812 PLUMB, HEATING, LGHTNG EQU	90	145	51	
659 FLOOR COVERINGS ETC	328	183	67	TUVALU				
662 CLAY, REFRACTORY BLDG PRD	5 106	848	298					
663 OTH NONMETAL MINERAL MFS	686	1 126	387	IMPORTS		13	4	
664 GLASS	11 458	2 582	896	EXPORTS		30	9	
665 GLASSWARE	1 836	2 178	772					
666 POTTERY	1 655	2 855	1 000	AMER OCEANIA				
667 PEARL, PREC-, SEMI-P STONE		627	224					
671 PIG IRON ETC	837	144	52	IMPORTS	593	248	92	
673 IRON AND STEEL SHAPES	4 664	1 468	527					
674 IRN, STL UNIV, PLATE, SHEET	3 667	1 288	456	EXPORTS	1 874	1 974	661	
675 IRON, STEEL HOOP, STRIP	5 578	1 120	384					
677 IRN, STL WIRE EXCL W ROD	7 044	1 483	514	541 MEDICINAL ETC PRODUCTS	2	96	33	
678 IRON, STL TUBES, PIPES, ETC	3 557	5 923	2 106	666 POTTERY	10	146	51	
681 SILVER, PLATINUM, ETC	5	200	72	781 PASS MOTOR VEH EXC BUSES	151	657	212	
682 COPPER EXC CEMENT COPPER	1 495	1 617	568	NEW CALEDON				
683 NICKEL	72	216	76					
684 ALUMINIUM	843	1 003	342	IMPORTS	234 712	91 038	31 815	
686 ZINC	1 770	726	256					
691 STRUCTURES AND PARTS NES	829	353	121	685	223 SEEDS FOR OTH FIXED OILS	1 727	308	113
692 METAL TANKS, BOXES, ETC	424	274	95	288 NONFERR METAL SCRAP NES	578	185	68	
693 WIRE PRODUCTS NON ELECTR	521	437	150	671 PIG IRON ETC	232 270	90 401	31 583	
694 STL, COPPR NAILS, NUTS, ETC	714	506	171	EXPORTS	42 154	23 422	8 161	
695 TOOLS	1 707	4 793	1 685					
696 CUTLERY	336	1 818	643	061 SUGAR AND HONEY	22 345	1 525	543	
697 BASE MTL HOUSEHOLD EQUIP	1 090	905	325	292 CRUDE VEG MATERIALS NES	24	91	30	
699 OTHER METAL MANUFACTURES	2 390	3 865	1 357	533 PIGMENTS, PAINTS, ETC	386	145	48	
700 INDUSTRIAL PLANT, CHAP 84	789	1 000	357	591 PESTICIDES, DISINFECTANTS	253	502	189	
712 STEAM ENGINES, TURBINES	54	260	91	625 RUBBER TYRES, TUBES	470	395	140	
713 INTRNL COMBUS PISTN ENGN	642	2 015	706	662 CLAY, REFRACTORY BLDG PRD	2 405	333	121	
716 ROTATING ELECTRIC PLANT	343	1 265	446	663 OTH NONMETAL MINERAL MFS	88	152	54	
718 OTH POWER GENERATG MACHY	77	265	88	665 GLASSWARE	1 747	217	74	
721 AGRIC MACHY, EXC TRACTORS	7 689	8 263	2 818	673 IRON AND STEEL SHAPES	3 041	220	82	
722 TRACTORS NON-ROAD	18 495	19 496	6 790	684 ALUMINIUM	523	542	186	
723 CIVIL ENGINEERG EQUIP ETC	8 917	13 126	4 844	691 STRUCTURES AND PARTS NES	344	223	73	
724 TEXTILE, LEATHER MACHNRY	4 170	16 992	5 935	695 TOOLS	62	151	48	
725 PAPER ETC MILL MACHINERY	3 044	9 306	3 272	699 OTHER METAL MANUFACTURES	79	170	55	
726 PRINTG, BKBINDG MACHY, PTS	3 909	17 805	6 280	713 INTRNL COMBUS PISTN ENGN	81	194	65	
727 FOOD MACHRY NON-DOMESTIC	807	3 832	1 365	723 CIVIL ENGINEERG EQUIP ETC	207	368	132	
728 OTH MACHY FOR SPCL INDUS	6 333	19 792	6 983	725 PAPER ETC MILL MACHINERY	17	93	33	
736 MACHINE TOOLS FOR METAL	1 597	5 120	1 776	726 PRINTG, BKBINDG MACHY, PTS	15	157	54	
737 METALWORKING MACHNRY NES	344	3 157	1 096	727 FOOD MACHRY NON-DOMESTIC	62	142	45	
741 HEATING, COOLING EQUIPMNT	4 266	11 698	4 132	728 OTH MACHY FOR SPCL INDUS	49	102	32	
742 PUMPS FOR LIQUIDS ETC	2 629	6 540	2 298	741 HEATING, COOLING EQUIPMNT	29	98	34	
743 PUMPS NES, CENTRIFUGES ETC	2 851	10 365	3 657	743 PUMPS NES, CENTRIFUGES ETC	79	542	187	
744 MECHANICAL HANDLING EQU	2 072	3 028	1 046	744 MECHANICAL HANDLING EQU	62	108	37	
745 NONELEC MACHY, TOOLS NES	2 987	17 015	5 902	745 NONELEC MACHY, TOOLS NES	105	350	118	
749 NONELEC MACH PTS, ACC NES	3 233	9 982	3 565	749 NONELEC MACH PTS, ACC NES	33	214	75	
751 OFFICE MACHINES	170	686	245	751 OFFICE MACHINES	53	303	108	
752 AUTOMATIC DATA PROC EQUIP	240	3 645	1 268	752 AUTOMATIC DATA PROC EQUIP	6	111	37	
759 OFFICE & ADP MCH PTS, ACC	28	486	170	775 HOUSEHOLD TYPE EQUIP NES	116	184	64	
763 SOUND RECORDRS, PHONOGRPH	41	175	63	778 ELECTRICAL MACHINERY NES	86	332	112	
764 TELECOM EQPT, PTS, ACC NES	358	4 495	1 590	781 PASS MOTOR VEH EXC BUSES	5 353	10 288	3 635	
771 ELECTRIC POWER MACHY NES	87	296	100	782 LORRIES, SPCL MTR VEH NES	84	99	35	
772 SWITCHGEAR ETC & PTS NES	1 007	5 955	2 076	784 MOTOR VEHCL PTS, ACC NES	692	1 933	673	
773 ELECTR DISTRIBUTING MACH	748	928	328	841	821 FURNITURE	102	92	30
774 ELECTRO-MEDCL, XRAY EQUIP	169	2 540	890	872 MEDICAL INSTRUMENTS NES	14	124	40	
775 HOUSEHOLD TYPE EQUIP NES	3 272	7 362	2 545	874 MEASURN, CONTROLNG INSTR	2	93	31	
776 TRANSISTORS, VALVES, ETC	369	1 790	621	893 ARTICLES OF PLASTIC NES	45	91	30	
778 ELECTRICAL MACHINERY NES	3 068	7 810	2 717	894 TOYS, SPORTING GOODS, ETC	126	369	131	
781 PASS MOTOR VEH EXC BUSES	9 331	26 360	9 228	895 OFFICE SUPPLIES NES	28	134	46	
782 LORRIES, SPCL MTR VEH NES	8 251	12 066	4 206	898 MUSICAL INSTRUMENTS, PTS	53	292	101	
783 ROAD MOTOR VEHICLES NES	1 824	2 498	841	WALLIS FUTUN				
784 MOTOR VEHCL PTS, ACC NES	5 630	13 142	4 619	EXPORTS	12	18	8	
785 MOTOR & OTHER CYCLES ETC	301	926	319					
786 VEH NES NONMOTR, TRAILERS	7 232	6 715	2 465	KIRIBATI				
792 AIRCRAFT	23	603	199					
812 PLUMB, HEATING, LGHTNG EQU	393	951	335	IMPORTS	209	44	16	
821 FURNITURE	548	869	308	EXPORTS	3 486	672	236	
842 MENS OUTERWEAR NOT KNIT	17	278	99					
843 WOMENS OUTERWEAR NONKNIT	3	167	55	562 FERTILIZERS MANUFACTURED	2 000	100	37	
845 OUTERWEAR KNIT NONELASTC	23	389	131	642 ARTICLES OF PAPER ETC	314	116	39	
847 TXTL CLTHNG ACCESSRYS NES	12	113	38	778 ELECTRICAL MACHINERY NES	99	134	48	
848 HEADGEAR, NONTXL CLOTHNG	4	97	30	N ZEAL OCEAN				
851 FOOTWEAR	180	1 220	423	IMPORTS	605	154	56	
871 OPTICAL INSTRUMENTS	21	740	263	EXPORTS	265	605	203	
872 MEDICAL INSTRUMENTS NES	163	2 664	927					
873 METERS & COUNTERS NES	168	4 720	1 623	723 CIVIL ENGINEERG EQUIP ETC	114	153	51	
874 MEASURN, CONTROLNG INSTR	793	11 432	4 005	749 NONELEC MACH PTS, ACC NES	5	106	34	
881 PHOTO APPAR & EQUIPT NES	589	5 582	1 958					
882 PHOTO, CINEMA SUPPLIES	4 467	8 044	2 771					
884 OPTICAL GOODS NES	72	3 556	1 245					
885 WATCHES AND CLOCKS	290	2 369	827					
892 PRINTED MATTER	1 415	2 714	956					
893 ARTICLES OF PLASTIC NES	5 931	5 952	2 094					
894 TOYS, SPORTING GOODS, ETC	615	1 625	576					
895 OFFICE SUPPLIES NES	263	1 931	682					
897 GOLD, SILVER WARE, JEWELRY	8	764	272					
898 MUSICAL INSTRUMENTS, PTS	1 304	5 171	1 788					
899 OTHER MANUFACTURED GOODS	283	1 201	428					
951 WAR FIREARMS, AMMUNITION	6	97	33					
				723 CIVIL ENGINEERG EQUIP ETC	114	153	51	
				749 NONELEC MACH PTS, ACC NES	5	106	34	

7 IMPORTS AND EXPORTS (SPECIAL TRADE) BY COUNTRIES OF PRODUCTION AND CONSUMPTION AND BY GROUPS OF THE SITC-REV. II 1984

GROUP DESCRIPTION	DT * 100 KG	1 000 DM	1 000 \$	GROUP DESCRIPTION	DT * 100 KG	1 000 DM	1 000 \$
FIJI				723 CIVIL ENGINEERG EQUIP ETC	2 148	1 623	586
IMPORTS	3 514	2 004	704	726 PRINTG,BKBINDG MACHY,PTS	286	1 203	431
071 COFFEE AND SUBSTITUTES	247	191	73	728 OTH MACHY FOR SPCL INDUS	470	1 430	510
072 COCOA	2 562	1 623	564	736 MACHINE TOOLS FOR METAL	29	119	38
292 CRUDE VEG MATERIALS NES	125	116	41	741 HEATING, COOLING EQUIPMNT	33	231	80
EXPORTS	50 239	8 924	3 152	743 PUMPS NES,CENTRIFUGES ETC	125	325	113
278 OTHER CRUDE MINERALS	31 352	957	342	744 MECHANICAL HANDLING EQU	158	159	59
423 FIXED VEG OILS,SOFT	2 771	785	279	745 NONELEC MACHY,TOOLS NES	187	642	224
522 INORG ELEMENTS,OXIDES,ETC	610	142	55	749 NONELEC MACH PTS,ACC NES	72	531	177
541 MEDICINAL ETC PRODUCTS	65	171	61	751 OFFICE MACHINES	34	209	76
553 PERFUMERY,COSMETICS,ETC	38	141	53	763 SOUND RECORDRS,PHONOGRPH	9	104	37
554 SOAPS,CLEANING ETC PREPS	387	139	49	764 TELECOM EQPT,PTS,ACC NES	44	155	54
562 FERTILIZERS MANUFACTURED	12 024	634	230	774 ELECTRO-MEDCL,XRAY EQUIP	7	188	65
582 PROD OF CONDENSATION ETC	523	205	73	775 HOUSEHOLD TYPE EQUIP NES	373	470	160
591 PESTICIDES,DISINFECTANTS	144	195	67	778 ELECTRICAL MACHINERY NES	2 307	1 966	688
598 MISC CHEMICAL PRODS NES	206	103	36	781 PASS MOTOR VEH EXC BUSES	7 258	13 839	4 858
695 TOOLS	281	331	117	782 LORRIES,SPCL MTR VEH NES	7 080	6 181	2 199
696 CUTLERY	34	115	41	784 MOTOR VEHCL PTS,ACC NES	611	1 868	655
697 BASE MTL HOUSEHOLD EQUIP	110	159	52	785 MOTOR & OTHER CYCLES ETC	58	118	43
713 INTRNL COMBUS PISTN ENGN	56	307	108	812 PLUMBG,HEATNG,LGHTNG EQU	108	148	52
728 OTH MACHY FOR SPCL INDUS	48	141	46	821 FURNITURE	189	129	42
745 NONELEC MACHY,TOOLS NES	31	138	47	846 UNDERWEAR KNITTED	9	108	40
749 NONELEC MACH PTS,ACC NES	46	106	36	874 MEASURNG,CONTROLNG INSTR	19	115	38
752 AUTOMTIC DATA PROC EQUIP	5	267	101	882 PHOTO,CINEMA SUPPLIES	146	324	113
764 TELECOM EQPT,PTS,ACC NES	28	701	254	893 ARTICLES OF PLASTIC NES	233	347	117
775 HOUSEHOLD TYPE EQUIP NES	10	134	45	894 TOYS,SPORTING GOODS,ETC	133	276	95
781 PASS MOTOR VEH EXC BUSES	59	147	51	895 OFFICE SUPPLIES NES	55	288	96
851 FOOTWEAR	17	110	39	897 GOLD,SILVER WARE,JEWELRY	414	179	143
874 MEASURNG,CONTROLNG INSTR	17	420	152	898 MUSICAL INSTRUMENTS,PTS	26	179	64
897 GOLD,SILVER WARE,JEWELRY		1 060	374	899 OTHER MANUFACTURED GOODS	30	87	31
VANUATU				POLAR REG			
IMPORTS	366 907	74 260	26 000	IMPORTS	1	81	30
072 COCOA	300	196	65	EXPORTS	421	9 976	3 259
223 SEEDS FOR OTH FIXED OILS	366 607	74 063	25 935	695 TOOLS	25	116	38
EXPORTS	5 147	2 826	1 018	723 CIVIL ENGINEERG EQUIP ETC	307	807	268
061 SUGAR AND HONEY	4 230	303	109	764 TELECOM EQPT,PTS,ACC NES	30	95	31
713 INTRNL COMBUS PISTN ENGN	642	1 924	706	792 AIRCRAFT	5	7 681	2 503
897 GOLD,SILVER WARE,JEWELRY		103	37	874 MEASURNG,CONTROLNG INSTR		368	119
TONGA				SHIPS SUPPL			
IMPORTS	3	38	16	IMPORTS	749 919	233 949	82 397
EXPORTS	468	707	244	334 PETROLEUM PRODUCTS,REFIN	5 037	364	130
726 PRINTG,BKBINDG MACHY,PTS	31	86	31	EXPORTS	21 365 633	1 505 762	530 138
745 NONELEC MACHY,TOOLS NES	50	185	65	334 PETROLEUM PRODUCTS,REFIN	15 302 207	1 373 088	483 819
WEST SAMOA				712 STEAM ENGINES,TURBINES	1	171	56
IMPORTS	10 514	5 654	1 950	UNID COUNTR			
072 COCOA	5 255	3 422	1 203	IMPORTS	741	98	35
424 FIXED VEG OIL NONSOFT	5 254	2 223	744	TOTAL	3 368 772 152	434 256 817	153 023 456
EXPORTS	14 679	2 717	958	EXPORTS	1 750 755 071	488 222 999	171 736 041
061 SUGAR AND HONEY	11 195	575	207				
728 OTH MACHY FOR SPCL INDUS	60	137	47				
745 NONELEC MACHY,TOOLS NES	66	386	135				
772 SWITCHGEAR ETC & PTS NES	172	466	171				
782 LORRIES,SPCL MTR VEH NES	220	170	60				
FR POLYNESIA							
IMPORTS	132	687	242				
075 SPICES	19	282	102				
EXPORTS	103 588	46 188	16 186				
022 MILK AND CREAM	1 049	162	57				
058 FRUIT PRESERVED,PREPARED	85	119	41				
061 SUGAR AND HONEY	26 470	1 860	643				
292 CRUDE VEG MATERIALS NES	40	104	38				
523 OTHR INORGANIC CHEMICALS	1 000	93	32				
533 PIGMENTS,PAINTS,ETC	988	481	169				
553 PERFUMERY COSMETICS,ETC	76	98	30				
562 FERTILIZERS MANUFACTURED	36 531	1 674	591				
583 PROD OF POLYMERIZING ETC	302	263	91				
591 PESTICIDES,DISINFECTANTS	592	1 012	345				
598 MISC CHEMICAL PRODS NES	220	149	54				
625 RUBBER TYRES,TUBES	1 309	1 004	353				
635 WOOD MANUFACTURES NES	88	99	35				
641 PAPER AND PAPERBOARD	355	114	37				
642 ARTICLES OF PAPER ETC	195	100	37				
657 SPECIAL TEXTILE ETC PROD	60	208	73				
663 OTH NONMETAL MINERAL MFS	98	166	56				
665 GLASSWARE	2 586	484	166				
673 IRON AND STEEL SHAPES	3 381	258	91				
674 IRN,STL UNIV,PLATE,SHEET	1 790	178	67				
694 STL,COPPR NAILS,NUTS,ETC	122	138	51				
695 TOOLS	271	610	205				
697 BASE MTL HOUSEHOLD EQUIP	107	124	43				
699 OTHER METAL MANUFACTURES	180	268	97				
713 INTRNL COMBUS PISTN ENGN	117	622	211				

IMPORTS AND EXPORTS (SPECIAL TRADE) 1984 BY GROUPS OF THE SITC
AND BY COUNTRIES OF PRODUCTION AND CONSUMPTION

GROUP COUNTRY	NUMBER	1 000 DM	1 000 \$
001 LIVE ANIMALS (ONLY HORSES)			
<u>IMPORTS</u>	10 599	27 322	9 642
France	117	1 791	629
Belgium Lux	201	802	280
Netherlands	491	2 817	1 004
United Kingdom	161	1 525	522
Ireland	47	457	154
Denmark	1 282	2 957	1 056
Iceland	46	253	88
Sweden	55	447	156
Finland	8	120	43
Switzerland	118	404	143
Austria	135	457	159
Spain	46	342	122
USSR	129	1 032	358
Poland	7 006	10 600	3 747
Czechoslovakia	533	870	311
Hungary	112	329	118
USA	43	1 505	532
Canada	19	235	84
Argentina	17	142	53
<u>EXPORTS</u>	16 505	62 453	21 940
France	7 662	16 496	5 818
Belgium Lux	4 402	6 115	2 153
Netherlands	190	1 375	481
Italy	2 201	4 746	1 677
United Kingdom	101	2 178	732
Ireland	32	1 097	389
Denmark	148	817	283
Sweden	31	328	113
Finland	23	321	117
Switzerland	371	3 684	1 301
Austria	191	1 004	352
Spain	38	173	63
Czechoslovakia	16	2 831	1 024
Hungary	28	92	32
Egypt	18	544	201
Rep S Africa	9	220	72
USA	818	16 823	5 870
Canada	149	1 518	531
Mexico	16	837	300
Brazil	6	127	41
South Korea	9	267	97
Japan	5	585	200

Subject-Matter Series 7: Aussenhandel (Foreign Trade)

Series 1: Zusammenfassende Übersichten für den Außenhandel (Summary surveys of foreign trade)

This monthly publication, which appears approximately 6 weeks after the reference month, contains the most important import and export figures of special trade by commodity groups, by countries and groups of countries (EC countries, developing countries, state trading countries), as well as surveys of foreign trade volume and indices.

In addition, monthly import and export trends according to commodity groups of the food industry and the industrial economy are presented in the delimitation of general trade.

A survey of the foreign trade of OECD member countries appears in the form of an annex.

The annual report with an enlarged programme of tabulations inter alia also contains data on customs storage and improvement trade.

Series 2: Außenhandel nach Waren und Ländern (Spezialhandel) – (Foreign trade by commodities and countries – special trade)

In the monthly report, import and export figures according to nearly all seven-digit code numbers of the commodity classification for foreign trade statistics are published in a breakdown by major countries of production/consumption. The December report at the same time also serves as the annual report.

In a supplementary volume published annually, data are provided on customs storage trade, transfer of goods from improvement trade to free circulation, nominal customs revenue, and exports of goods of foreign origin.

Series 3: Außenhandel nach Ländern und Warengruppen (Spezialhandel) – (Foreign trade by countries and commodity groups – special trade)

This series presents at semiannual intervals the import and export figures by countries of production/consumption in a breakdown by commodity groups and sub-groups of the food industry and industrial economy. The report for the second half-year at the same time also serves as the annual report.

In addition, two supplementary reports are published annually which provide data on the trade channels of imports (Series 3.1) and exports (Series 3.2) of the Federal Republic of Germany.

Series 4: Außenhandel mit ausgewählten Waren (Foreign trade with selected commodities)

4.1: Ein- und Ausfuhr von Mineralöl (Generalhandel) – (Imports and exports of mineral oil – general trade)

This monthly report which becomes available approximately 8 weeks after the reference month contains the import and export figures for mineral oil by code numbers in a breakdown by countries of production/consumption.

Series 5: Außenhandel mit ausgewählten Ländern (Foreign trade with selected countries)

5.1: Außenhandel mit den Entwicklungsländern (Spezialhandel) – (Foreign trade with the developing countries – special trade)

This report gives an annual presentation of foreign trade with the developing countries as countries of production/consumption and countries of sale/purchase, respectively, with a subdivision according to major product/commodity groups of food industry and the industrial economy for each country.

5.2: Handel mit den Staatshandelsländern (Trade with the state trading countries)

This biennial publications contains data on foreign trade of the Federal Republic of Germany with the state trading countries in a breakdown by countries of production/consumption and countries of sale/purchase, respectively, as well as by major commodity groups and sub-groups of food industry and the industrial economy. In addition, the foreign trade of the German Democratic Republic and Berlin (East) with the state trading countries is shown here.

Series 6: Durchfuhr im Seeverkehr und Seenumschlag (Transit trade in sea-borne transport and transshipment)

This annual publication covers the commodities which, both in-coming and out-going, were shipped in transit through the report area and via the major seaports of the Federal Republic of Germany, as well as transshipment. The tabulations are shown in a subdivision by seaports, commodity groups, as well as by countries of consignment/destination.

Series 7: Außenhandel nach Ländern und Warengruppen der Industriestatistik (Spezialhandel) – (Foreign trade by countries and commodity groups of industry statistics – special trade)

In this annual publication, the definition and grouping of commodities is made according to commodity groups and categories of the Commodity Classification for Industry Statistics. This provides for a commodity breakdown of foreign trade statistics according to the interrelations of production techniques.

Series 8: Außenhandel nach dem Internationalen Warenverzeichnis für den Außenhandel (SITC-Rev. II) und Ländern (Spezialhandel) – (Foreign trade according to the Standard International Trade Classification (SITC-Rev. II) and by countries – special trade)

In this annual report, import and export figures are shown according to the five-digit items of the Standard International Trade Classification (SITC-Rev. II) in a breakdown by major countries of production/consumption.

Series 9: Sonderbeiträge (Special contributions)

S 1: Neuberechnung des Außenhandelsvolumens und der Außenhandelsindizes auf Basis 1976 (New computation of the foreign trade volume and of the foreign trade indices on base 1976)

This report presents for the reporting period 1952 to 1978 the results of the new computation of the foreign trade volume and the foreign trade indices subsequent to the conversion to base year 1976.

S 2: Außenhandel nach dem Internationalen Warenverzeichnis für den Außenhandel (SITC-Rev. II) 1970 – 1980 (Foreign trade according to the Standard International Trade Classification (SITC-Rev. II) 1970 – 1980)

Foreign language publications

Foreign Trade according to the Standard International Trade Classification (SITC-Rev. II) – Special Trade

This yearly publication in the English language comprises the foreign trade figures according to the Standard International Trade Classification (SITC-Rev. II) with data by countries of production/consumption.

Classifications

Commodity Classification for Foreign Trade Statistics.

Standard International Trade Classification (SITC II).

Confrontation of the Standard International Trade Classification (SITC) with the Commodity Classification for Industry Statistics (WI).

Confrontation of the Commodity Classification for Industry Statistics (WI) with the Commodity Classification for Foreign Trade Statistics (WA).

Alphabetic Index of Countries for Foreign Trade Statistics.



STATISTISCHES BUNDESAMT
GUSTAV-STRESEMANN-RING 11
D 6200 WIESBADEN 1

Publications and prospectuses may be obtained from the publishers Messrs. W. Kohlhammer GmbH, Philipp-Reis-Straße 3, Postfach 42 11 20; D 6500 Mainz 42, Tel. (06131) 5 90 94/95.