

**Foreign Trade according  
to the Standard International  
Trade Classification (SITC - Rev. II) -  
Special Trade  
1981**



**FEDERAL STATISTICAL OFFICE, WIESBADEN**

**PUBLISHERS: W. KOHLHAMMER GmbH STUTTGART AND MAINZ**

**Foreign Trade according  
to the Standard International  
Trade Classification (SITC - Rev. II) -  
Special Trade  
1981**

Statistisches Bundesamt  
Bibliothek · Dokumentation · Archiv



FEDERAL STATISTICAL OFFICE, WIESBADEN

PUBLISHERS: W. KOHLHAMMER GmbH STUTTGART AND MAINZ

Order Number: 6370010 — 81700

Published in August 1982

Reprint - whole or in part - only permitted when quoting source

Price: DM 19,30

## Contents

	Page
Introduction . . . . .	4
Geographical Nomenclature for the Foreign Trade Statistics of the Federal Republic of Germany . . . . .	6
Alphabetical Index of Countries for Table 7 . . . . .	7
Chart: Index of Current Value, Volume and Average Value of Imports and Exports (Special Trade) . . . . .	8
Tables:	
1 Development of Current Value and Volume (Base 1976) of Imports and Exports (Special Trade) by Sections of the SITC-Rev. II	
1.1 Imports by Groups of Countries in 1 000 DM . . . . .	10
1.2 Exports by Groups of Countries in 1 000 DM . . . . .	12
2 Index of Current Value, Volume and Average Value of Imports and Exports (Special Trade) by Sections of the SITC-Rev. II (1976 = 100)	
2.1 Total . . . . .	14
2.2 EC-Countries . . . . .	16
2.3 Other Countries . . . . .	18
3 Imports and Exports (Special Trade) by Sections and Divisions of the SITC-Rev. II	
3.1 Imports . . . . .	20
3.2 Exports . . . . .	21
4 Imports and Exports (Special Trade) by Groups and Subgroups of the SITC-Rev. II	
4.1 Imports . . . . .	22
4.2 Exports . . . . .	38
5 Imports and Exports (Special Trade) by Continents and Countries (Countries of Production and Consumption) . . .	54
6 Imports and Exports (Special Trade) by Groups of the SITC-Rev. II and by Countries of Production and Consumption	57
7 Imports and Exports (Special Trade) by Countries of Production and Consumption and by Groups of the SITC-Rev. II .	192

**Data relate to the Federal Republic; they include Berlin (West)**

### Explanation of symbols and abbreviations

- = There have been no imports or exports
- 0 = Imports/exports amounted to less than half of the unit presented
- . = Data not available
- X = Irrelevant
- n. e. s. = Not elsewhere stated



**1 General explanations**

**1.1 Legal foundations**

The legal foundations of foreign trade statistics are:

- Law on Statistics for Federal Purposes (Statistical Law) of 14 March 1980 (Bundesgesetzblatt I p. 289),
- Law on Statistics on Frontier Crossing Goods Traffic (Foreign Trade Statistics - Law on Foreign Trade Statistics) of 1 May 1957 (Bundesgesetzblatt I p. 413) as amended by Art. 9 of the 1st Law on the Adjustment of Statistics of 14 March 1980 (Bundesgesetzblatt I p. 294),
- Ordinance for the Implementation of the Law on Statistics on Frontier Crossing Goods Traffic (Foreign Trade Statistics - Executory Ordinance for Foreign Trade Statistics) in the version of 14 July 1977 (Bundesgesetzblatt I p. 1281) as amended by Art. 24 of the 1st Law on the Adjustment of Statistics of 14 March 1980 (Bundesgesetzblatt I p. 294).

**1.2 Subject-matter**

The subject-matter of foreign trade statistics of the Federal Republic of Germany is the frontier crossing goods traffic of the statistical territory with foreign countries.

For purposes of foreign trade statistics, foreign countries include all territories outside the statistical territory and outside the German Democratic Republic and Berlin (East).

The goods traffic between the statistical territory and the German Democratic Republic and Berlin (East) is presented in separate statistics and is not included in foreign trade statistics.

**1.3 Statistical territory**

The statistical territory of foreign trade statistics comprises the Federal Republic of Germany (excl. the customs exclave of Büsingen) incl. Berlin (West) and the Austrian communities of Jungholz and Mittelberg (as customs enclaves).

**1.4 Declaration**

The results of foreign trade statistics are generally based on the data provided by importers and exporters. The declaration for purposes of foreign trade statistics is as a rule effected using the forms "Einfuhranmeldung" (Import declaration) and "Ausfuhrerklärung zugleich Ausfuhranmeldung" (Notification of exports and export declaration).

**1.5 Forms of presentation**

The frontier crossing goods traffic is shown in foreign trade statistics as general trade (see Section 4), as special trade and as transit (only transshipment and transit entering and leaving by sea; see Series 6). Special trade essentially comprises those commodities which entered the statistical territory for use, consumption, working or manufacturing, or which, respectively, originated from production, working or manufacturing in the statistical territory and have been exported.

**2 Special trade**

**2.1 The data of the present publication relate to special trade which comprises**

**2.1.1 in imports**

- the direct importation of goods into free circulation, for inward processing under customs control ("Eigenveredelung" - processing of goods by Germans for German account - and "Lohnveredelung" - processing of goods by Germans for foreign account), after outward processing under customs control, and also repair trade,
- the importation of foreign goods leaving customs warehouses into the above mentioned types of imports; as warehouses in the meaning of foreign trade statistics are considered free port stores and customs storage warehouses (incl. open customs storage warehouses), as well as some special cases.

**2.1.2 in exports**

the exportation of goods from free circulation, after customs-approved inward processing ("Eigenveredelung" - processing of goods by Germans for German account - and "Lohnveredelung" - processing of goods by Germans for foreign account), for customs-approved outward processing, and also repair trade.

**2.2 Ships' and aircraft stores**

As ships' and aircraft stores are shown in special trade the delivery of foreign goods leaving customs warehouses for the needs of outward-bound German sea-going vessels and aircraft (as imports), as well as the delivery of goods from free circulation and inward processing for the needs of outward-bound foreign ships and aircraft (as exports). Included among ships' and aircraft stores as imports is also the delivery of foreign goods leaving customs warehouses for the supply of German sea-going ships and aircraft in foreign ports/airports. The relevant data are included in the types of importation and/or exportation mentioned in Section 2.1.1 and 2.1.2, respectively.

**2.3 Exemptions and simplifications**

The results of foreign trade statistics do not comprise goods and transport operations which according to Art. 31 of the Ordinance for the Implementation of the Law on Statistics on Frontier Crossing Goods Traffic (AHStatDV) are exempted from declaration, such as since spring 1980 shipments of industrial goods of a value of up to DM 500 inclusive (previously since 1974 = DM 300) and of food and agricultural goods of a value of up to DM 100 inclusive (previously since 1974 = DM 50), provided the weight of the shipment is not exceeding 1,000 kg; presents of a value of DM 500 inclusive per shipment; silver and gold for international payments; diplomatic and consular goods.

Not included either are goods imported or exported by the foreign armed forces stationed in the Federal Republic of Germany.

**2.4 Reference month**

As far as the presentation of foreign trade as special trade is concerned, direct imports and exports are generally shown in the month they crossed the border, while importations of goods entering customs warehouses, on the other hand, are shown only at the time of their importation from customs warehouses. Due to unavoidable delays in the submission of the declaration, and also because of the necessity to clear up doubtful items, it is possible to some, though a rather small extent that imports and exports are shown in a later reporting period. On the other hand, the export figures may also comprise shipments which, with the combined shipping procedure, with the simplified combined shipping procedure by railway or with the TIR procedure, have not yet left the statistical territory.

**2.5 Commodity classifications**

The grouping of commodities is shown according to the Standard International Trade Classification, Revision 2 (abbreviated title: SITC-Rev. II; Statistical Papers, Series M, No. 34/Rev. 2).

According to a decision of the Council of the European Communities taken on 9 December 1975 (75/767 EEC), this revised version of the SITC will be used in the member countries as of January 1978. It replaces the first revised 1961 version of the Standard International Trade Classification (SITC, Revised).

As against the first revised version, the SITC-Rev. II contains numerous changes and, in part, considerable extensions and has also been reconciled with the Nomenclature of the Customs Cooperation Council - CCCN - (formerly "Brussels Tariff Nomenclature") in such a manner that the smallest components (5 - digit SITC - positions) are corresponding to the tariff numbers of this nomenclature, or parts of such tariff numbers.

Details concerning the allocation of commodities can be seen from a correlation of the positions of the SITC-Rev. II with the Commodity Classification for Foreign Trade Statistics which can be obtained as a special print direct from the Federal Statistical Office, Postfach 55 28, D-6200 Wiesbaden 1. This correlation is further published as Annex 1 in the annual issue of Series 1 of Subject - Matter Series 7.

In the present report, the figures shown are for all reporting periods presented according to the new version of the SITC-Rev. II.

For many items the commodity descriptions have been abbreviated. The complete wording can be seen from the original version of the SITC, Rev. II, of the United Nations.

Deviating therefrom, postal packages (911) are classified in German foreign trade statistics according to their contents. Gold coins are covered by group 972; other coins (961) used as legal tender are not contained in the figures of foreign trade statistics.

Foreign Trade of electric energy comprises the financial settlements (incl. some special cases) and is shown throughout in Mwh.

## 2.6 Presentation

In Table 6 only those countries for which the reported value of imports or exports was at least \$ 30,000 are presented under the individual groups.

Table 7 presents under the various countries merely those groups of the SITC, for which the reported value for imports or exports was at least \$ 30,000 in the year concerned.

## 2.7 Areas of purchase and of sale

The "Alphabetic Index of Countries for Foreign Trade Statistics" as of January 1981 includes altogether 194 countries or areas, respectively. A detailed list of all countries is included in this publication.

With regard to imports, that country is shown as the country of production where goods were produced (country of origin), where the goods either were entirely extracted or manufactured, or where they underwent their last essential and economically justified working or stage of manufacture. There apply the conceptual definitions of Articles 4 to 7, Par. 1, of the Ordinance (EEC) No. 802/68 of the Council of 27 June 1968 (OJ EurCom., No. L 148, p. 1). As far as exports are concerned, that country is shown as the country of consumption (country of destination), in which the goods are to be used or consumed, worked or transformed.

## 2.8 Quantities

The quantity data (deciton - dt = 100 kg) refer to the net weight of the goods, or the net weight incl. retail packaging, respectively.

## 2.9 Values

The values are presented in DM 1,000 and in \$ 1,000. As a general principle, they relate to the value free at border which, independently of the currency shown on the invoice, must always be declared and recorded in DM. This is the value free at border of the statistical territory, and, as far as imports are concerned, the duties on entry are excluded. In the case of exportation or importation after processing, always the full value of the goods including processing and distribution costs is shown.

The values published in \$ 1,000 have been subsequently computed for imports and exports from the DM values. For this purpose, the following conversion rates were applied:

As from year, month	DM for 1 US-\$	As from year, month	DM for 1 US-\$
1976		1978	
January .....	2,60	January .....	2,12
February .....	2,56	February .....	2,08
March .....	2,54	March .....	2,03
April .....	2,56	April .....	2,04
May .....	2,58	May .....	2,11
June .....	2,57	June .....	2,08
July .....	2,53	July .....	2,05
August .....	2,40	August .....	2,00
September .....	2,43	September .....	1,97
October .....	2,41	October .....	1,84
November .....	2,39	November .....	1,90
December .....		December .....	1,88
1977		1979	
February .....	2,40	January .....	1,85
March .....	2,39	February .....	1,86
April .....	2,37	March .....	1,89
May .....	2,36	April .....	1,91
June .....	2,35	May .....	1,88
July .....	2,28	June .....	1,82
August .....	2,32	July .....	1,83
September .....	2,28	August .....	1,80
October .....	2,24	September .....	1,79
November .....	2,15	October .....	1,78
December .....		November .....	1,73
		December .....	

As from year, month	DM for 1 US-\$	As from year, month	DM for 1 US-\$
1980		1981	
January .....	1,72	January .....	2,01
February .....	1,75	February .....	2,14
March .....	1,85	March .....	2,11
April .....	1,87	April .....	2,16
May .....	1,79	May .....	2,29
June .....	1,77	June .....	2,38
July .....	1,75	July .....	2,44
August .....	1,79	August .....	2,50
September .....	1,84	September .....	2,36
October .....	1,92	October .....	2,25
November .....	1,97	November .....	2,22
December .....		December .....	2,26

Deviations from the specific conversion ratio may be due to rounding of the partial figures of which the figures shown here are composed.

## 2.10 Volume

In contrast to the current values, the volume represents a value which is computed subsequently. It is ascertained by valuing, for each commodity number and group of countries, the quantity declared for the reference month with the 1976 unit value for each commodity number and group of countries (value per quantity unit). The volume therefore is the value which would have emerged if the unit values (prices) of 1976 would have remained unchanged in the reporting periods shown. Reference in this connection is made to the article entitled "Neuberechnung des Außenhandelsvolumens und der Außenhandelsindizes auf Basis 1976" (New computation of the foreign trade volume and the foreign trade indices, base 1976) in "Wirtschaft und Statistik", No. 1/1979, p. 36 ff.

## 2.11 Publications and information service

Rather detailed figures of foreign trade statistics are being published in Series 2 to 8 and 9 of Subject-Matter Series 7, entitled "Außenhandel" (Foreign trade).

Moreover, figures of still greater detail may be obtained against reimbursement of costs in the form of table extracts from the Federal Statistical Office, P.O.B. 5528, D-6200 Wiesbaden 1. Out of the great number of possible tabulations, the following should be mentioned:

Imports and exports by commodity numbers, countries of production and of consumption, types of imports and of exports,

Imports by code numbers, countries of production and types of imports,

Imports/exports by countries of purchase/sale and by countries of production/consumption, as well as by commodity subgroups of food industry and the industrial economy,

Imports entering customs warehouses, imports leaving customs warehouses and exports leaving customs warehouses by commodity numbers and countries,

Imports according to branches of transport, border sections, countries of production and commodity subgroups of food industry and industrial economy.

A detailed description of the methodology of foreign trade statistics is contained in the publication "Außenhandel und Statistik" (Foreign Trade and Statistics) of the series "Zahl und Leben" (Figures and Life), No. 7, also published by Messrs. W. Kohlhammer.

## 3 Notes

The figures for 1981 are definite results. For the results of earlier reference periods always applies the "Introductory Note" (Vorbemerkung) of the relevant report.

Geographical Nomenclature for the Foreign Trade Statistics of the Federal Republic of Germany

	E U R O P E	322	Zaire	A S I A	
	Community	324	Rwanda	Near and Middle East	
		328	Burundi		
001	France (incl. Monaco)	329	St Helena & Dependencies	600	Cyprus
002	Belgium & Luxembourg	330	Angola	604	Lebanon
003	Netherlands	334	Ethiopia	608	Syria
005	Italy (incl. San Marino)	338	Jibuti	612	Iraq
006	United Kingdom (Great Britain & Northern Ireland incl. the Isle of Man, the British Channel Islands)	342	Somalia	616	Iran
		346	Kenya	624	Israel
		350	Uganda	628	Jordan
		352	Tanzania	632	Saudi Arabia
007	Irish Republic	355	Seychelles & Dependencies	636	Kuwait
008	Denmark	357	British Indian Ocean Territory (Chagos Archipelago)	640	Bahrain
009	Greece			644	Qatar
	Other European Countries			647	United Arab Emirates
		366	Mozambique	649	Oman
024	Iceland	370	Madagascar	652	Northern Yemen
025	Faroe Islands	372	Réunion	656	Southern Yemen
028	Norway (incl. Svalbard)	373	Mauritius		Other Asean Countries
030	Sweden	375	Comoros	660	Afghanistan
032	Finland	377	Mayotte	662	Pakistan
036	Switzerland (incl. Büsingen, Liechtenstein)	378	Zambia	664	India (incl. Sikkim)
		382	Zimbabwe (former Rhodesia)	666	Bangladesh
038	Austria (excl. Jungholz & Mittelberg)	386	Malawi	667	Maldives
		390	Republic of South Africa & South West Africa	669	Sri Lanka (Ceylon)
040	Portugal (incl. Azores & Madeira)			672	Nepal
		391	Botswana	675	Bhutan
042	Spain	393	Swaziland	676	Burma
043	Andorra	395	Lesotho	680	Thailand
044	Gibraltar		A M E R I C A	684	Laos
045	Vatican City		North America	690	Vietnam
046	Malta			696	Kampuchea (Cambodia)
048	Yugoslavia			700	Indonesia
052	Turkey	400	United States of America (incl. Puerto Rico)	701	Malaysia (States of Malaya, Sabah, Sarawak)
056	Union of Soviet Socialist Republics	404	Canada	703	Brunei
		406	Greenland	706	Singapore
060	Poland	408	St Pierre & Miquelon	708	Philippines
062	Czechoslovakia			716	Mongolian People's Republic
064	Hungary		Central and South America	720	People's Republic of China
066	Romania	412	Mexico	724	North Korea
068	Bulgaria	413	Bermuda	728	South Korea
070	Albania	416	Guatemala	732	Japan
	A F R I C A	421	Belize	736	Taiwan
	North Africa	424	Republic of Honduras	740	Hong Kong
		428	El Salvador	743	Macao
202	Canary Islands	432	Nicaragua		A U S T R A L I A
204	Morocco	436	Costa Rica		O C E A N I A &
205	Ceuta & Melilla	442	Panama		O T H E R T E R R I T O R I E S
208	Algeria	448	Cuba		
212	Tunisia	451	West Indies	800	Australia
216	Libya	452	Republic of Haiti	801	Papua New Guinea
220	Egypt	453	Bahamas	802	Australian Oceania (Heard & McDonald Islands, Cocos Islands, Christmas & Norfolk Islands)
224	The Sudan	454	Turks & Caicos Islands		
	West Africa	456	Dominican Republic	803	Nauru
		457	American Virgin Islands	804	New Zealand
228	Mauritania	458	Guadeloupe	806	Solomon Islands
232	Mali	460	Dominica	807	Tuvalu
236	Upper Volta	462	Martinique	808	American Oceania
240	Niger	463	Cayman Islands	809	New Caledonia & Dependencies
244	Chad	464	Jamaica	811	Wallis & Futuna
247	Republic of Cape Verde	465	St Lucia	812	Kiribati
248	Senegal	467	St Vincent	813	Pitcairn Islands
252	The Gambia	469	Barbados	814	New Zealand Oceania (Tokelau & Niue Islands); Cook Islands
257	Guinea-Bissau	472	Trinidad & Tobago	815	Fiji
260	Republic of Guinea	473	Grenada	816	Vanuatu
264	Sierra Leone	476	Netherlands Antilles (Curaçao, Aruba, etc.)	817	Tonga
268	Liberia			819	Western Samoa
272	Ivory Coast	480	Colombia	822	French Polynesia
276	Ghana	484	Venezuela	890	Polar Regions
280	Togo	488	Guyana Republic		M I S C E L L A N E O U S
284	Benin	492	Surinam	950	Supplies for ships & aircraft (imports for German & exports resp. transit for foreign vessels & aircraft)
288	Nigeria	496	French Guiana	958	Unidentified countries
	Central, East and South Africa	500	Ecuador		
		504	Peru		
302	Cameroon	508	Brazil		
306	Central African Republic	512	Chile		
310	Equatorial Guinea	516	Bolivia		
311	São Tomé & Príncipe	520	Paraguay		
314	Gabon	524	Uruguay		
318	People's Republic of the Congo	528	Argentina		
		529	Falkland Islands & Dependencies		

Neither the headings which make up this nomenclature nor the details used with them are to be taken as any expression of opinion on the political status of the countries or territories concerned.

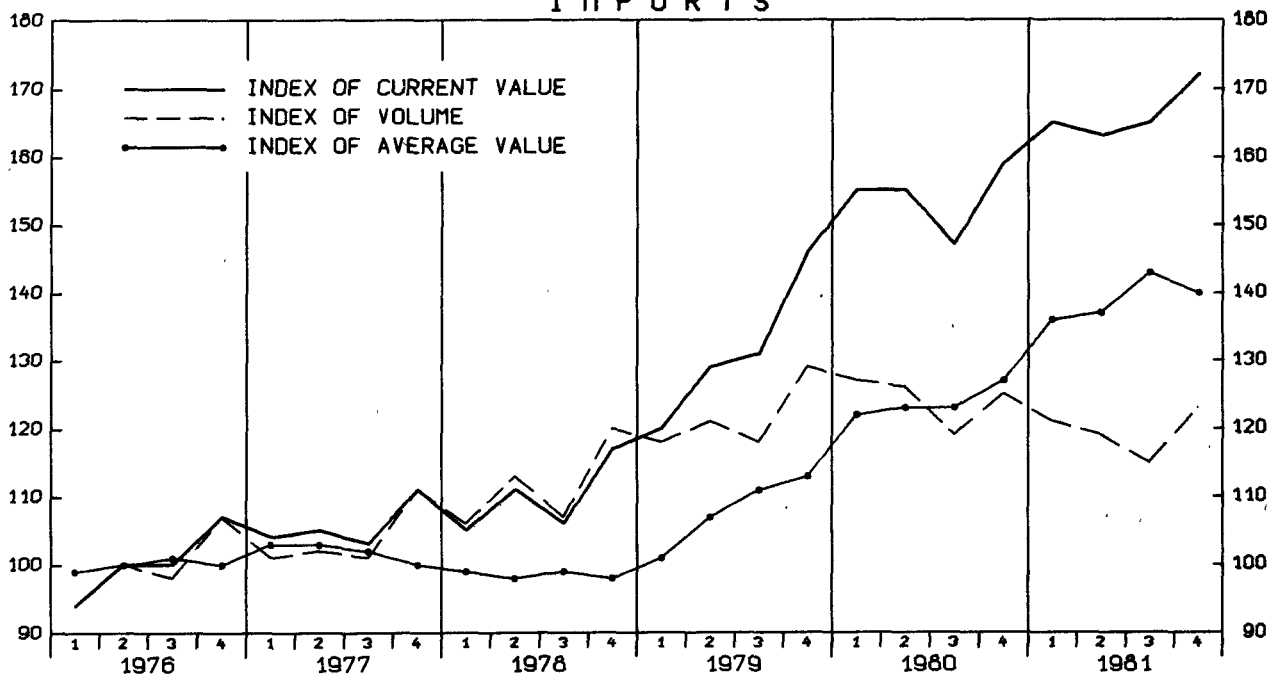
Alphabetical Index of Countries for Table 7

Country	Page	Country	Page
Afghanistan.....	300	Mali .....	245
Albania .....	238	Malta .....	224
Algeria .....	240	Martinique .....	274
American Oceania .....	322	Mauritania .....	245
Americ. Virgin Is. ....	274	Mauritius .....	259
Andorra .....	223	Mayotte .....	260
Angola .....	254	Mexico .....	268
Argentina .....	286	Mongol. Peopl. Rep. ....	311
Australia .....	319	Morocco .....	239
Austral. Oceania .....	320	Mozambique .....	258
Austria .....	217	Nauru .....	321
Bahamas .....	273	Nepal .....	304
Bahrain .....	296	Netherl. Antilles .....	276
Bangladesh .....	303	Netherlands .....	196
Barbados .....	275	New Caledonia .....	322
Belgium & Luxembourg ..	194	New Zealand .....	321
Belize .....	270	N. Zealand Oceania .....	322
Benin .....	250	Nicaragua .....	271
Bermuda .....	269	Niger .....	245
Bhutan .....	304	Nigeria .....	250
Bolivia .....	283	North Korea .....	312
Botswana .....	263	North Yemen .....	299
Brazil .....	281	Norway .....	209
Brit. Ind. Oc. Terr. ....	258	Oman .....	298
Brunei .....	309	Pakistan .....	300
Bulgaria .....	236	Panama .....	272
Burma .....	304	Papua New Guinea .....	320
Burundi .....	254	Paraguay .....	284
Cameroon .....	251	Peopl. Rep. China .....	311
Canada .....	266	Peopl. Rep. Congo .....	253
Canary Islands .....	238	Peru .....	280
Cayman Islands .....	275	Philippines .....	310
Central Afr. Rep. ....	252	Pitcairn Is. ....	322
Ceuta and Melilla .....	240	Poland .....	229
Chad .....	246	Polar Reg. ....	323
Chile .....	282	Portugal .....	219
Colombia .....	276	Qatar .....	297
Comoros .....	260	Rep. Cape Verde .....	246
Costa Rica .....	271	Rep. Guinea .....	247
Cuba .....	272	Rep. Haiti .....	273
Cyprus .....	287	Rep. Honduras .....	270
Czechoslovakia .....	231	Rep. South Africa .....	262
Denmark .....	204	Réunion .....	259
Dominica .....	274	Romania .....	235
Dominican Republic .....	273	Rwanda .....	254
Ecuador .....	279	S. Tomé & Príncipe .....	252
Egypt .....	243	Saudi Arabia .....	294
El Salvador .....	270	Senegal .....	246
Equatorial Guinea .....	252	Seychelles .....	258
Ethiopia .....	255	Ships'suppl. ....	323
Falkland Is. ....	287	Sierra Leone .....	247
Faroe Islands .....	209	Singapore .....	309
Finland .....	213	Solomon Islands .....	322
Fiji .....	322	Somalia .....	256
France .....	192	South Korea .....	313
French Guiana .....	279	South Yemen .....	299
French Polynesia .....	322	Spain .....	221
Gabon .....	252	Sri Lanka .....	303
Gambia .....	246	St. Helena .....	254
Ghana .....	249	St. Lucia .....	275
Gibraltar .....	223	St. Pierre & Miquel. ....	268
Greece .....	207	St. Vincent .....	275
Greenland .....	267	Sudan .....	244
Grenada .....	276	Surinam .....	279
Guadeloupe .....	274	Swaziland .....	263
Guatemala .....	269	Sweden .....	211
Guinea-Bissau .....	247	Switzerland .....	215
Guyana Rep. ....	278	Syria .....	289
Hong Kong .....	317	Taiwan .....	316
Hungary .....	233	Tanzania .....	257
Iceland .....	208	Thailand .....	305
India .....	301	Togo .....	249
Indonesia .....	306	Tonga .....	322
Iran .....	291	Trinidad and Tobago .....	275
Iraq .....	300	Turk & Caicos Is. ....	273
Irish Republic .....	203	Tunisia .....	241
Israel .....	292	Turkey .....	226
Italy .....	198	Tuvalu .....	322
Ivory Coast .....	248	Uganda .....	257
Jamaica .....	275	Unident. countries .....	323
Japan .....	314	Unit. Arab. Emirat. ....	297
Jibuti .....	256	United Kingdom .....	201
Jordan .....	293	Upper Volta .....	245
Kampuchea .....	306	Uruguay .....	285
Kenya .....	256	USA .....	264
Kiribati .....	322	USSR .....	228
Kuwait .....	295	Vanuatu .....	322
Laos .....	306	Vatican City .....	223
Lebanon .....	288	Venezuela .....	277
Leshoto .....	263	Vietnam .....	306
Liberia .....	247	Wallis & Futuna .....	322
Libya .....	242	West Indies .....	273
Macao .....	319	West. Samoa .....	322
Madagascar .....	259	Yugoslavia .....	224
Malawi .....	261	Zaire .....	253
Malaysia .....	307	Zambia .....	260
Maldives .....	303	Zimbabwe .....	261

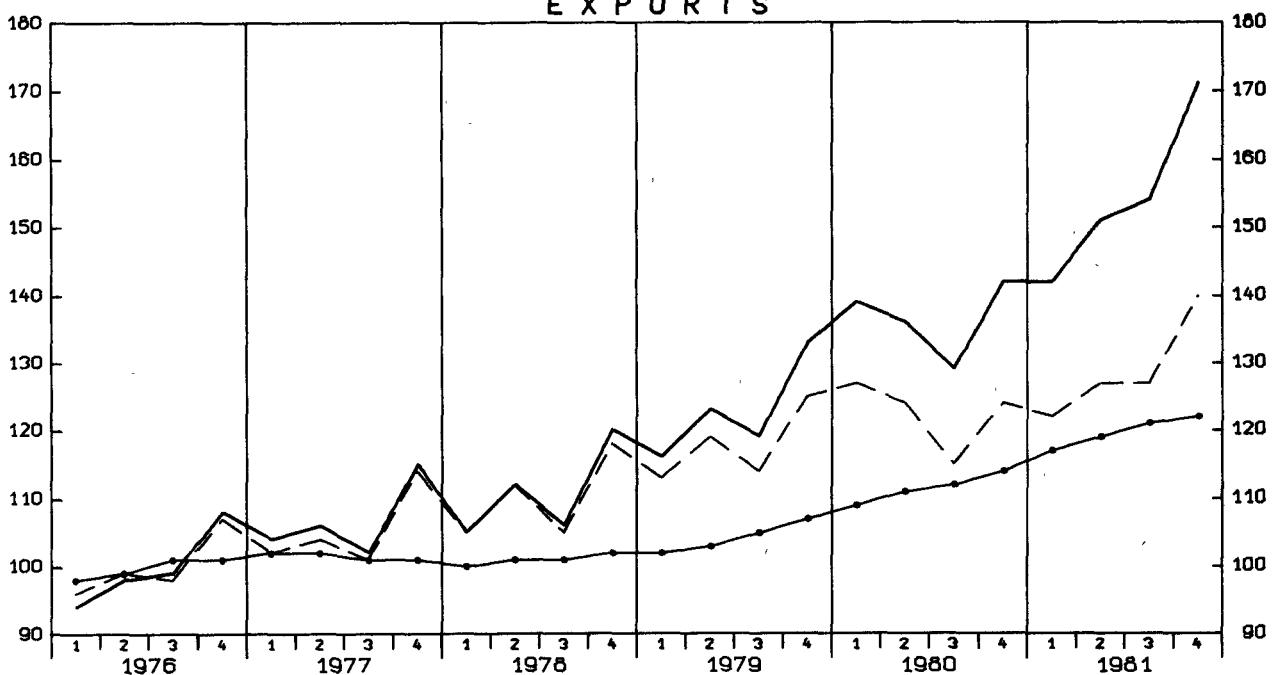
# INDEX OF CURRENT VALUE, VOLUME AND AVERAGE VALUE OF IMPORTS AND EXPORTS (SPECIAL TRADE)

1976 = 100

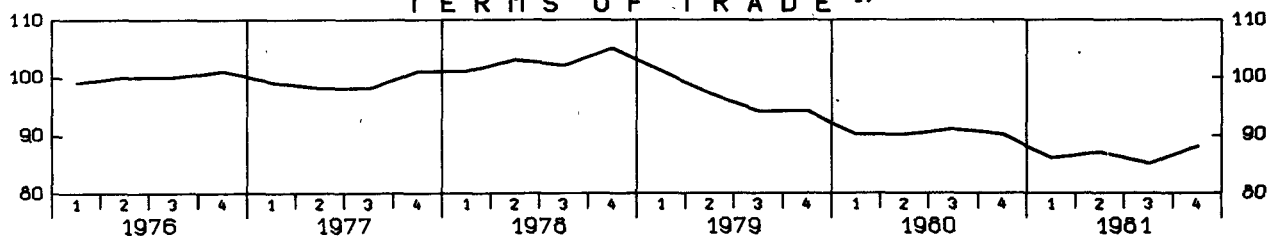
## IMPORTS



## EXPORTS



## TERMS OF TRADE 1)



STAT. BUNDESAMT 907.603

1) INDEX OF AVERAGE VALUE OF EXPORTS IN % OF THE INDEX OF AVERAGE VALUE OF IMPORTS



**1 Development of Current Value and Volume of Imports and Exports**

(Special Trade) by Sections of the SITC - Rev. II

**1.1 Imports by Groups of Countries**

- Countries of production -

Year Quarter	Total	Section									Commodities and trans- actions not classified acc. to kind 1)	
		0	1	2	3	4	5	6	7	8		9
		Food and live animals	Beverages and tobacco	Crude materials, inedible	Mineral fuels, lubricants etc.	Animal and vegetable oils and fats	Chemicals	Manufactured goods classified chiefly by material	Machinery and transport equipment	Miscella- neous manufactured articles		
Current Value in 1 000 DM												
Total												
1977 ....	235 177 763	30 407 788	2 588 848	20 993 945	40 413 698	1 332 930	16 596 993	43 928 414	45 195 082	26 906 516	6 813 549	
1978 ....	243 706 640	29 955 073	2 858 420	19 696 636	39 172 976	1 259 116	17 582 424	46 021 928	50 222 123	29 677 446	7 260 498	
1979 ....	292 040 062	30 653 365	3 091 024	23 099 586	56 620 148	1 530 489	22 682 403	54 141 112	56 382 076	34 076 991	9 762 868	
1980 ....	341 380 308	32 255 232	3 405 479	26 505 700	76 236 033	1 443 869	24 161 225	61 006 204	63 715 685	39 462 059	12 188 822	
1981 ....	369 178 790	36 584 944	3 802 502	26 326 925	89 776 331	1 726 016	27 468 950	59 201 113	72 591 511	41 349 261	10 351 237	
1977 Q. 1	57 714 266	7 311 116	636 003	5 348 560	9 766 603	301 646	4 247 528	11 178 538	10 573 146	6 845 924	1 505 202	
Q. 2	58 554 562	7 882 722	606 362	5 468 087	9 934 746	370 214	4 075 950	11 303 200	11 347 421	5 989 652	1 576 208	
Q. 3	57 367 326	7 375 628	586 682	4 979 587	10 113 122	360 451	3 921 769	10 509 552	10 815 336	7 091 977	1 613 222	
Q. 4	61 541 609	7 838 322	759 801	5 197 711	10 599 227	300 619	4 351 746	10 937 124	12 459 179	6 978 963	2 118 917	
1978 Q. 1	58 454 544	7 400 398	684 823	4 895 229	9 754 775	286 999	4 292 742	11 033 262	11 328 362	7 147 933	1 630 021	
Q. 2	61 765 185	8 108 598	697 109	5 088 099	9 243 233	301 879	4 466 630	11 981 228	13 308 316	6 774 537	1 795 556	
Q. 3	58 581 597	7 224 298	665 623	4 609 304	9 808 257	341 475	4 074 455	10 819 808	11 413 244	7 905 336	1 719 797	
Q. 4	64 905 314	7 221 779	810 865	5 104 004	10 366 711	328 763	4 748 597	12 187 630	14 172 201	7 849 640	2 115 124	
1979 Q. 1	66 451 454	7 138 649	763 902	5 189 632	11 107 080	319 288	5 159 432	12 895 915	13 740 027	8 334 273	1 803 256	
Q. 2	71 626 382	7 833 545	768 080	5 807 382	13 373 394	404 817	5 610 733	13 743 810	14 232 592	7 717 751	2 134 278	
Q. 3	72 885 866	7 488 051	714 159	5 747 824	15 610 175	385 282	5 657 879	12 968 991	12 986 779	8 993 244	2 333 482	
Q. 4	81 076 360	8 193 120	844 883	6 354 748	16 529 499	421 102	6 254 359	14 532 396	15 422 678	9 031 723	3 491 852	
1980 Q. 1	86 063 382	8 257 822	784 105	6 877 245	18 942 054	366 429	6 299 308	15 767 399	15 370 087	9 893 684	3 505 249	
Q. 2	85 857 455	8 446 507	792 627	6 830 088	18 988 082	353 500	6 208 617	15 929 418	16 487 809	9 121 060	2 699 747	
Q. 3	81 421 393	7 915 466	846 520	6 267 761	17 958 239	361 358	5 565 471	14 530 277	14 737 735	10 302 842	2 935 724	
Q. 4	88 038 078	8 635 437	982 227	6 530 606	20 347 658	362 582	6 087 829	14 779 110	17 120 054	10 144 473	3 048 102	
1981 Q. 1	91 395 625	8 770 734	996 089	6 477 734	22 372 772	399 276	6 745 732	14 656 393	17 725 206	10 820 692	2 430 997	
Q. 2	90 578 876	9 336 728	882 802	6 755 837	20 776 717	426 805	6 866 301	15 038 162	18 723 212	9 384 206	2 388 106	
Q. 3	91 701 699	8 648 218	858 428	6 481 074	23 244 910	453 065	6 727 800	14 164 477	17 494 346	10 982 419	2 646 962	
Q. 4	95 502 590	9 829 264	1 065 183	6 612 280	23 381 932	446 870	7 129 117	15 342 081	18 648 747	10 161 944	2 885 172	
EC-Countries <sup>2)</sup>												
1977 ....	113 320 488	14 954 318	1 424 969	4 894 889	12 633 308	473 695	11 247 641	24 607 072	27 681 682	12 951 361	2 451 553	
1978 ....	119 776 576	16 032 805	1 557 498	4 926 810	12 946 015	459 559	11 419 469	26 086 588	29 555 098	14 189 947	2 602 787	
1979 ....	141 275 167	16 233 401	1 774 819	5 760 273	19 460 279	546 747	15 149 133	30 223 096	33 147 461	15 925 467	3 054 919	
1980 ....	157 398 638	17 599 747	1 950 683	6 528 043	25 010 036	561 144	16 321 300	32 631 133	35 451 790	17 680 750	3 664 012	
1981 ....	171 837 397	19 428 826	2 182 499	6 844 539	32 580 612	677 749	18 213 026	32 096 421	38 655 933	17 371 792	3 786 000	
1977 Q. 1	27 604 753	3 382 190	336 322	1 304 045	2 933 873	112 979	2 903 960	6 183 308	6 623 633	3 214 568	609 875	
Q. 2	28 562 824	3 919 284	328 174	1 259 609	3 272 165	115 276	2 828 861	6 421 296	6 940 064	2 866 473	611 622	
Q. 3	27 383 093	3 835 583	324 251	1 065 710	3 188 960	133 948	2 623 661	5 793 052	6 464 715	3 481 191	472 022	
Q. 4	29 769 818	3 817 261	436 222	1 265 525	3 238 310	111 492	2 891 159	6 209 416	7 653 270	3 389 129	758 034	
1978 Q. 1	28 805 949	3 815 597	372 675	1 244 330	3 314 792	102 051	2 775 098	6 188 427	6 968 075	3 448 206	576 698	
Q. 2	30 921 076	4 569 612	394 471	1 275 304	3 026 080	128 418	2 982 337	6 770 005	7 857 073	3 196 603	721 173	
Q. 3	28 521 979	4 022 083	342 342	1 105 412	3 142 926	125 341	2 697 372	6 112 906	6 590 880	3 797 063	585 654	
Q. 4	31 527 572	3 625 513	448 010	1 301 764	3 462 217	103 749	2 964 662	7 015 250	8 139 070	3 748 075	719 262	
1979 Q. 1	33 223 830	3 711 389	430 019	1 355 435	4 241 341	111 422	3 314 982	7 316 029	8 160 528	3 981 234	601 451	
Q. 2	35 425 571	4 434 195	442 060	1 531 516	4 609 491	134 530	3 754 633	7 656 784	8 578 792	3 546 504	737 066	
Q. 3	34 529 235	4 088 986	394 693	1 325 997	5 198 614	155 656	3 899 749	7 087 687	7 489 372	4 156 431	732 050	
Q. 4	38 096 531	3 998 831	508 047	1 547 325	5 410 833	145 139	4 179 769	8 162 596	8 918 769	4 241 298	983 924	
1980 Q. 1	39 948 587	4 231 286	474 814	1 790 593	6 324 192	135 121	4 376 263	8 327 296	8 969 783	4 567 765	751 474	
Q. 2	40 532 709	4 737 795	453 675	1 601 007	6 110 483	140 649	4 209 464	8 715 162	9 408 001	4 094 120	1 062 353	
Q. 3	36 756 742	4 329 823	428 471	1 395 111	5 886 771	141 684	3 700 355	7 573 208	7 858 469	4 583 469	859 381	
Q. 4	40 160 600	4 300 843	593 723	1 741 332	6 688 590	143 690	4 035 218	8 015 467	9 215 537	4 435 396	990 804	
1981 Q. 1	42 526 242	4 378 393	601 867	1 723 833	8 398 095	149 037	4 372 633	7 829 696	9 604 717	4 612 208	855 763	
Q. 2	41 795 687	5 151 912	493 137	1 666 476	6 478 209	164 854	4 635 350	8 227 538	10 164 698	3 929 769	883 744	
Q. 3	41 918 535	4 915 526	476 622	1 620 797	8 015 251	168 273	4 573 472	7 532 186	9 112 526	4 517 366	986 516	
Q. 4	45 596 933	4 982 995	610 873	1 833 433	9 689 057	195 585	4 631 571	8 507 001	9 773 992	4 312 449	1 059 977	
Other Countries <sup>3)</sup>												
1977 ....	121 857 275	15 453 470	1 163 879	16 099 056	27 780 390	859 235	5 349 352	19 321 342	17 513 400	13 955 155	4 361 996	
1978 ....	123 930 064	13 922 268	1 300 922	14 769 826	26 226 961	799 557	6 162 955	19 935 340	20 667 025	15 487 499	4 657 711	
1979 ....	150 764 895	14 419 964	1 316 205	17 339 313	37 159 869	983 742	7 533 270	23 918 016	23 234 615	18 151 524	6 708 377	
1980 ....	183 981 670	15 655 485	1 454 796	19 977 657	51 225 997	882 725	7 839 925	28 375 071	28 263 895	21 781 309	8 524 810	
1981 ....	197 341 393	17 156 118	1 620 003	19 482 386	57 195 719	1 048 267	9 255 924	27 104 692	33 935 578	23 977 469	6 565 237	
1977 Q. 1	30 109 513	3 928 926	299 681	4 044 515	6 832 730	188 667	1 343 568	4 995 230	3 949 513	3 631 356	895 327	
Q. 2	29 991 738	3 963 438	278 188	4 208 478	6 662 581	254 938	1 247 089	4 881 904	4 407 357	3 123 179	964 586	
Q. 3	29 984 233	3 540 045	262 431	3 913 877	6 924 162	226 503	1 298 108	4 716 500	4 350 621	3 610 786	1 141 200	
Q. 4	31 771 791	4 021 061	323 579	3 932 186	7 360 917	189 127	1 460 587	4 727 708	4 805 909	3 589 834	1 360 883	
1978 Q. 1	29 648 595	3 584 801	312 148	3 650 899	6 439 983	184 948	1 517 644	4 844 835	4 360 287	3 699 727	1 053 323	
Q. 2	30 844 109	3 538 986	302 638	3 812 795	6 217 153	173 461	1 484 293	5 211 223	5 451 243	3 577 934	1 074 383	

1 Development of Current Value and Volume of Imports and Exports  
(Special Trade) by Sections of the SITC - Rev. II

1.1 Imports by Groups of Countries

- Countries of production -

Year Quarter	Total	Section									
		0	1	2	3	4	5	6	7	8	9
		Food and live animals	Beverages and tobacco	Crude materials, inedible	Mineral fuels, lubricants etc.	Animal and vegetable oils and fats	Chemicals	Manufactured goods classified chiefly by material	Machinery and transport equipment	Miscella- neous manufactured articles	Commodities and trans- actions not classified acc. to kind 1)
Volume in 1 000 DM 2)											
Total											
1977 ....	230 468 861	27 468 550	2 546 088	20 391 177	40 671 054	1 150 415	17 299 651	43 710 544	44 588 830	25 904 556	x
1978 ....	247 791 291	29 777 913	2 721 719	21 691 100	41 847 156	1 207 824	18 899 329	46 600 365	49 753 762	28 440 217	x
1979 ....	270 188 434	30 896 539	2 948 085	23 428 050	43 831 527	1 336 628	21 839 295	51 310 505	55 298 015	31 532 457	x
1980 ....	276 114 900	31 693 313	3 122 164	24 069 210	40 495 541	1 407 440	21 268 825	53 052 055	59 318 386	33 610 045	x
1981 ....	265 858 278	32 233 943	3 133 725	21 590 004	35 383 620	1 540 139	22 379 685	49 028 566	61 473 120	31 919 412	x
1977 Q. 1	56 091 837	6 624 155	641 628	5 076 535	9 632 739	274 946	4 347 117	11 028 426	10 504 234	6 483 485	x
Q. 2	56 760 782	6 969 147	596 618	5 120 941	9 811 828	308 862	4 251 764	11 161 335	11 156 865	5 808 410	x
Q. 3	56 169 799	6 613 889	577 697	4 875 293	10 190 971	293 938	4 149 927	10 496 450	10 590 481	6 801 129	x
Q. 4	61 446 443	7 261 359	730 145	5 318 408	11 035 516	272 669	4 550 843	11 024 333	12 337 250	6 811 532	x
1978 Q. 1	59 058 896	7 045 239	664 146	5 216 570	10 198 689	291 551	4 629 592	11 256 715	11 402 820	6 772 385	x
Q. 2	62 993 306	7 901 986	664 488	5 579 049	9 791 583	294 336	4 829 592	12 247 058	13 279 480	6 626 194	x
Q. 3	59 247 730	7 306 093	638 901	5 112 090	10 607 815	312 349	4 337 015	10 897 054	11 046 371	7 411 893	x
Q. 4	66 491 359	7 524 595	754 184	5 783 391	11 249 069	309 588	5 103 130	12 199 538	14 025 091	7 629 745	x
1979 Q. 1	65 789 036	7 331 937	744 560	5 507 667	10 888 631	297 022	5 399 083	12 685 605	13 565 782	7 756 717	x
Q. 2	67 189 741	7 937 723	726 611	5 890 959	10 836 444	352 082	5 468 562	13 073 231	13 887 209	7 184 694	x
Q. 3	65 453 308	7 573 124	686 881	5 763 878	10 964 954	324 175	5 262 162	12 181 986	12 651 620	8 193 619	x
Q. 4	71 756 349	8 053 755	790 033	6 265 546	11 141 498	363 349	5 709 488	13 369 683	15 193 404	8 397 427	x
1980 Q. 1	70 726 807	7 880 336	746 829	6 270 605	10 858 268	338 703	5 551 354	13 838 039	14 935 030	8 425 899	x
Q. 2	70 040 765	8 061 469	719 534	6 143 882	10 162 133	335 733	5 375 782	13 996 223	15 326 388	7 848 335	x
Q. 3	66 137 037	7 524 501	789 888	5 823 010	9 515 668	361 607	4 940 528	12 687 770	13 646 911	8 816 297	x
Q. 4	69 210 291	8 227 007	865 913	5 831 713	9 959 472	371 397	5 401 161	12 530 023	15 410 057	8 519 514	x
1981 Q. 1	67 234 186	7 818 112	836 550	5 406 688	9 453 044	380 419	5 696 991	12 390 416	15 250 327	8 320 535	x
Q. 2	66 228 012	8 203 774	729 411	5 587 998	8 199 391	378 164	5 657 121	12 518 307	15 972 328	7 248 272	x
Q. 3	64 003 412	7 448 747	723 119	5 136 587	8 744 583	373 420	5 347 529	11 520 674	14 623 473	8 267 495	x
Q. 4	68 392 668	8 763 310	844 645	5 458 731	8 986 602	408 136	5 678 044	12 599 169	15 626 992	8 083 110	x
EC-Countries <sup>3)</sup>											
1977 ....	111 608 332	14 423 593	1 394 278	4 836 558	12 739 751	412 617	11 762 068	24 403 687	26 931 009	12 301 274	x
1978 ....	120 569 342	16 373 952	1 428 051	5 024 472	13 501 907	434 906	12 489 233	26 258 032	29 185 103	13 300 841	x
1979 ....	129 238 106	16 702 214	1 528 357	5 266 912	13 955 907	493 350	14 323 640	28 503 144	31 527 779	14 181 050	x
1980 ....	129 629 651	17 392 144	1 584 791	5 554 506	13 666 844	561 074	13 959 181	28 630 502	31 245 702	14 016 335	x
1981 ....	128 855 383	17 608 509	1 640 122	5 577 794	13 469 099	647 437	14 680 816	27 049 385	32 175 674	12 990 205	x
1977 Q. 1	27 016 344	3 216 022	340 656	1 248 080	2 907 887	104 011	2 998 419	6 091 545	6 529 439	2 980 353	x
Q. 2	28 064 973	3 793 584	319 394	1 242 372	3 193 313	95 775	2 948 522	6 353 640	6 726 671	2 792 619	x
Q. 3	26 857 659	3 681 296	316 639	1 088 930	3 218 603	110 127	2 762 761	5 748 479	6 228 253	3 242 454	x
Q. 4	29 669 356	3 732 691	417 589	1 257 176	3 419 948	102 704	3 052 366	6 210 023	7 446 646	3 285 848	x
1978 Q. 1	28 915 417	3 808 546	351 875	1 239 095	3 386 843	99 724	3 039 302	6 262 852	6 986 761	3 165 579	x
Q. 2	31 487 847	4 644 554	359 425	1 304 477	3 171 585	118 962	3 281 690	6 876 508	7 895 118	3 096 426	x
Q. 3	28 452 033	4 083 689	314 185	1 156 133	3 383 201	118 886	2 930 901	6 129 127	6 337 523	3 436 002	x
Q. 4	37 714 045	3 837 163	402 566	1 324 767	3 560 278	97 334	3 237 340	6 989 545	7 965 701	3 602 834	x
1979 Q. 1	31 976 602	3 796 947	381 480	1 289 329	3 780 171	104 524	3 510 301	7 141 956	7 847 829	3 559 990	x
Q. 2	32 801 223	4 581 264	372 972	1 391 148	3 327 813	119 679	3 624 835	7 253 984	8 173 831	3 270 870	x
Q. 3	30 692 630	4 222 694	341 209	1 199 333	3 361 851	137 566	3 527 085	6 609 427	7 076 491	3 569 733	x
Q. 4	33 767 651	4 101 309	432 696	1 387 102	3 486 072	131 581	3 661 419	7 497 777	8 429 628	3 780 457	x
1980 Q. 1	33 476 876	4 230 904	411 272	1 448 287	3 747 714	128 676	3 727 568	7 384 066	8 206 340	3 593 459	x
Q. 2	33 551 273	4 713 234	361 713	1 345 206	3 322 428	137 143	3 515 290	7 686 051	8 262 281	3 341 421	x
Q. 3	30 195 269	4 204 886	350 848	1 248 319	3 233 175	144 075	3 183 439	6 637 313	6 867 561	3 579 336	x
Q. 4	32 406 233	4 243 120	460 958	1 512 694	3 363 527	151 180	3 532 884	6 923 072	7 909 520	3 502 119	x
1981 Q. 1	32 239 699	4 037 420	458 412	1 423 554	3 764 109	149 683	3 621 489	6 691 897	8 049 095	3 344 670	x
Q. 2	32 271 814	4 744 797	361 681	1 381 311	2 713 058	157 927	3 748 555	6 976 538	8 487 255	2 988 644	x
Q. 3	30 903 722	4 334 082	370 026	1 307 145	3 196 824	152 578	3 619 487	6 278 842	7 546 886	3 321 898	x
Q. 4	33 440 148	4 492 210	450 003	1 465 784	3 795 108	187 249	3 691 285	7 102 108	8 092 438	3 334 993	x
Other Countries <sup>4)</sup>											
1977 ....	118 860 529	13 044 957	1 151 810	15 554 619	27 931 303	737 798	5 537 583	19 306 857	17 657 821	13 603 282	x
1978 ....	127 221 949	13 403 961	1 293 668	16 666 628	28 345 249	772 918	6 410 096	20 342 333	20 568 659	15 139 376	x
1979 ....	140 950 328	14 194 325	1 419 728	18 161 138	29 875 620	843 278	7 515 655	22 807 361	23 770 236	17 351 407	x
1980 ....	146 485 249	14 301 169	1 537 373	18 514 704	26 828 697	846 366	7 309 644	24 421 553	28 072 684	19 593 710	x
1981 ....	137 002 895	14 625 434	1 493 603	16 012 210	21 914 521	892 702	7 698 869	21 979 181	29 297 446	18 929 207	x
1977 Q. 1	29 075 493	3 408 133	300 972	3 828 455	6 724 852	170 935	1 348 698	4 936 881	3 974 795	3 503 132	x
Q. 2	28 695 809	3 175 563	277 224	3 878 569	6 618 515	213 087	1 303 242	4 807 695	4 430 194	3 015 791	x
Q. 3	29 312 140	2 932 593	261 058	3 786 363	6 972 368	183 811	1 387 166	4 747 971	4 362 228	3 558 675	x
Q. 4	31 777 087	3 528 668	312 556	4 061 232	7 615 568	169 965	1 498 477	4 814 310	4 890 604	3 525 684	x
1978 Q. 1	30 143 479	3 236 693	312 271	3 977 475	6 811 846	191 827	1 590 290	4 993 863	4 416 059	3 606 806	x
Q. 2	31 505 459	3 257 432	305 063	4 274 572	6 619 988	175 374	1 547 902	5 370 550	5 384 362	3 529 768	x
Q. 3	30 795 697	3 222 404	324 716	3 955 957	7 224 614	193 463	1 406 114	4 767 927	4 708 848	3 975 891	x
Q. 4	34 777 314	3 687 432	351 618	4 458 624	7 688 791	212 254	1 865 790	5 209 993	6 059 390	4 026 911	x
1979 Q. 1	33 812 434	3 534 990	363 080	4 218 338	7 108 460	192 498	1 888 782	5 543 649	5 717 953	4 196 727	x
Q. 2	34 388 518	3 356 459	353 639	4 499 811	7 508 631	232 403	1 843 727	5 819 247			



## 1 Development of Current Value and Volume of Imports and Exports

## (Special Trade) by Sections of the SITC - Rev. II

## 1.2 Exports by Groups of Countries

## - Countries of consumption -

Year Quarter	Total	Section									
		0	1	2	3	4	5	6	7	8	9
		Food and live animals	Beverages and tobacco	Crude materials, inedible	Mineral fuels, lubricants etc.	Animal and vegetable oils and fats	Chemicals	Manufactured goods classified chiefly by material	Machinery and transport equipment	Miscella- neous manufactured articles	Commodities and trans- actions not classified acc. to kind 1)
Current Value in 1 000 DM											
Total											
1977 ....	273 614 110	10 774 071	1 383 034	5 472 840	7 307 716	1 469 408	32 548 498	53 617 052	130 294 476	25 208 138	5 538 877
1978 ....	284 907 073	11 004 639	1 417 087	5 401 528	9 118 307	1 365 734	33 725 736	57 306 095	133 036 643	26 695 015	5 836 289
1979 ....	314 469 359	12 590 054	1 620 358	6 564 349	10 610 725	1 504 052	41 044 120	64 096 209	140 957 698	29 317 866	6 163 928
1980 ....	350 327 740	15 041 424	1 795 359	7 179 220	13 224 881	1 540 904	44 127 442	71 181 658	155 254 321	32 643 673	8 338 858
1981 ....	396 898 348	18 914 699	2 260 078	7 975 405	16 080 182	1 755 732	49 454 203	76 934 372	177 513 226	36 113 980	9 896 471
1977 Q. 1	66 619 051	2 590 063	323 021	1 455 126	1 607 056	323 661	8 400 912	13 184 935	31 466 377	6 183 626	1 084 274
Q. 2	68 016 331	2 720 647	341 069	1 469 347	1 797 610	353 615	8 342 270	13 658 854	32 050 710	5 906 672	1 375 537
Q. 3	65 325 078	2 637 214	395 822	1 198 086	1 800 100	444 358	7 793 057	12 881 326	30 315 249	6 410 698	1 449 168
Q. 4	73 653 650	2 826 147	323 122	1 350 281	2 102 950	347 774	8 012 259	13 891 937	36 462 140	6 707 142	1 629 898
1978 Q. 1	67 642 719	2 578 220	296 823	1 311 066	2 113 396	323 873	8 245 299	13 407 103	31 696 854	6 462 938	1 207 147
Q. 2	72 018 746	2 923 223	386 114	1 400 767	2 292 208	359 298	8 683 620	14 632 969	33 374 740	6 460 534	1 505 273
Q. 3	68 165 108	2 681 169	378 589	1 251 723	2 304 730	339 285	8 105 037	13 835 454	31 016 811	6 767 844	1 484 466
Q. 4	77 080 500	2 822 027	355 561	1 437 972	2 407 973	343 278	8 691 780	15 430 569	36 948 238	7 003 699	1 639 403
1979 Q. 1	74 292 463	3 210 065	312 992	1 525 467	2 495 295	373 379	9 579 366	14 715 813	33 656 001	7 129 611	1 294 474
Q. 2	78 648 934	3 139 016	440 890	1 720 341	2 526 396	351 601	10 290 712	15 959 736	35 756 059	6 791 230	1 672 953
Q. 3	76 354 762	2 914 577	453 091	1 548 192	2 800 442	392 501	10 460 419	16 100 596	32 702 002	7 506 874	1 476 068
Q. 4	85 173 206	3 326 396	413 385	1 770 349	2 788 592	386 571	10 713 623	17 320 064	38 843 636	7 890 151	1 720 433
1980 Q. 1	88 794 936	3 649 666	384 805	1 933 615	3 132 982	385 768	12 054 960	18 348 413	38 601 027	8 196 473	2 107 227
Q. 2	87 522 255	3 639 091	454 303	1 831 432	3 447 673	374 031	11 316 919	17 952 835	39 036 039	7 610 039	1 859 893
Q. 3	82 911 926	3 703 192	489 040	1 609 249	3 220 652	379 635	10 068 003	17 057 230	35 995 994	8 244 852	2 144 079
Q. 4	91 098 623	4 049 475	467 211	1 804 924	3 423 574	401 470	10 687 560	17 823 180	41 621 261	8 592 309	2 227 659
1981 Q. 1	91 159 407	4 825 026	450 174	1 953 809	3 738 116	434 724	12 323 776	17 698 764	38 989 761	8 594 687	2 150 570
Q. 2	97 141 099	4 937 542	576 881	1 954 378	4 314 525	431 608	12 402 235	18 573 835	43 379 291	8 212 469	2 358 335
Q. 3	98 792 894	4 468 146	645 234	1 963 192	4 255 426	479 777	12 310 736	19 601 240	42 999 904	9 369 968	2 699 271
Q. 4	109 804 948	4 683 985	587 789	2 104 026	3 772 115	409 623	12 417 456	21 060 533	52 144 270	9 936 856	2 688 295
EC-Countries <sup>2)</sup>											
1977 ....	122 815 271	7 592 674	686 470	3 238 301	4 499 291	872 083	14 210 789	26 227 821	50 283 660	12 704 592	2 499 590
1978 ....	130 566 232	7 777 122	790 233	3 357 455	5 880 708	817 677	14 924 057	27 482 060	53 195 388	13 628 418	2 713 114
1979 ....	151 751 143	8 739 185	996 779	4 099 783	6 811 592	960 019	19 122 612	31 764 203	61 242 740	15 134 627	2 879 603
1980 ....	168 218 862	9 655 822	1 144 746	4 170 442	8 601 250	924 134	20 040 605	36 074 962	67 055 022	16 528 157	4 023 722
1981 ....	181 381 270	11 123 781	1 426 705	4 498 121	10 431 735	1 061 178	22 346 057	35 838 561	73 058 848	17 446 889	4 149 395
1977 Q. 1	31 304 980	1 800 306	153 316	895 948	992 040	200 835	3 852 545	6 842 250	12 727 553	3 275 533	564 654
Q. 2	30 948 256	1 917 353	171 214	868 559	1 081 175	208 708	3 689 502	6 876 688	12 566 806	2 978 962	589 289
Q. 3	28 378 902	1 901 013	187 056	673 752	1 069 978	254 264	3 180 024	6 008 962	11 300 690	3 186 345	616 818
Q. 4	32 183 133	1 974 002	174 884	800 042	1 356 098	208 276	3 488 718	6 499 921	13 688 611	3 263 752	728 829
1978 Q. 1	31 640 188	1 802 698	161 663	820 330	1 421 887	195 440	3 786 082	6 755 071	12 696 006	3 406 800	594 211
Q. 2	33 216 058	2 008 676	211 670	864 744	1 454 238	206 613	3 833 488	7 114 811	13 518 609	3 277 945	725 264
Q. 3	30 281 171	1 929 754	212 139	770 267	1 444 413	201 833	3 311 995	6 299 693	12 036 995	3 413 229	660 853
Q. 4	35 428 815	2 035 994	204 761	902 114	1 560 170	213 791	3 992 492	7 312 485	14 943 778	3 530 444	732 786
1979 Q. 1	36 277 951	2 266 831	191 255	987 154	1 630 139	239 222	4 466 384	7 425 430	14 685 715	3 755 933	629 888
Q. 2	38 342 977	2 239 039	259 297	1 095 906	1 605 467	230 090	4 877 354	7 964 650	15 832 737	3 513 443	724 994
Q. 3	36 119 350	2 042 656	277 585	928 161	1 773 177	245 386	4 735 374	7 733 296	13 774 509	3 883 972	725 234
Q. 4	41 010 865	2 190 659	268 642	1 088 562	1 802 809	245 321	5 043 500	8 640 827	16 949 779	3 981 279	799 487
1980 Q. 1	44 265 553	2 424 308	252 977	1 187 075	2 037 234	241 314	5 817 844	9 860 961	17 054 175	4 349 626	1 040 039
Q. 2	42 995 290	2 204 241	291 330	1 104 654	2 337 525	221 164	5 292 947	9 433 813	17 424 070	3 879 914	805 632
Q. 3	38 799 484	2 376 966	300 398	876 640	2 049 604	227 844	4 211 433	8 330 569	15 099 067	4 158 952	1 168 191
Q. 4	42 158 535	2 650 307	300 041	1 002 253	2 176 887	233 812	4 718 381	8 449 619	17 477 710	4 139 665	1 009 860
1981 Q. 1	43 370 149	2 838 349	293 061	1 104 531	2 464 215	260 307	5 693 365	8 605 852	16 771 316	4 334 359	1 004 794
Q. 2	45 148 992	2 687 144	364 257	1 077 198	2 787 791	250 235	5 568 721	8 914 750	18 882 878	3 968 305	1 047 705
Q. 3	44 255 063	2 703 445	399 796	1 090 539	2 730 593	298 968	5 293 770	8 657 669	17 424 686	4 558 538	1 097 059
Q. 4	48 607 066	2 894 843	369 591	1 225 853	2 449 128	251 668	5 790 201	9 660 290	20 379 968	4 585 687	999 837
Other Countries <sup>3)</sup>											
1977 ....	150 798 839	3 181 397	696 564	2 234 539	2 808 425	597 325	18 337 709	27 389 231	80 010 816	12 503 546	3 039 287
1978 ....	154 340 841	3 227 517	626 854	2 044 073	3 237 599	548 057	18 801 679	29 824 035	79 841 255	13 066 597	3 123 175
1979 ....	162 718 216	3 850 869	623 579	2 464 566	3 799 133	544 033	21 921 508	32 332 006	79 714 958	14 183 239	3 284 325
1980 ....	182 108 876	5 385 602	650 613	3 008 778	4 623 631	616 770	24 086 837	35 106 696	88 199 299	16 115 516	4 315 136
1981 ....	215 517 078	7 790 918	833 373	3 477 284	5 648 447	694 554	27 108 146	41 095 811	104 454 378	18 667 091	5 747 076
1977 Q. 1	35 314 071	789 757	169 705	559 178	615 016	122 826	4 548 367	6 342 685	18 738 824	2 908 093	519 620
Q. 2	37 068 075	803 294	169 855	600 788	716 435	144 907	4 652 768	6 782 166	19 483 904	2 927 710	786 248
Q. 3	36 946 176	736 201	208 766	524 334	730 122	190 994	4 613 033	6 872 364	19 014 559	3 224 353	832 350
Q. 4	41 470 517	852 145	148 238	550 239	746 852	139 498	4 523 541	7 392 016	22 773 529	3 443 390	901 069
1978 Q. 1	36 002 531	775 522	135 160	490 736	691 509	128 433	4 459 217	6 652 032	19 000 848	3 056 138	612 936
Q. 2	38 802 688	914 547	174 444	536 023	837 970	152 685	4 850 132	7 518 158	19 856 131	3 182 589	780 009
Q. 3	37 883 937	751 415	166 450	481 456	860						

**1 Development of Current Value and Volume of Imports and Exports**

**(Special Trade) by Sections of the SITC - Rev. II**

**1.2 Exports by Groups of Countries**

**- Countries of consumption -**

Year Quarter	Total	Section									Commodities and trans- actions not classified acc. to kind 1)	
		0	1	2	3	4	5	6	7	8		9
		Food and live animals	Beverages and tobacco	Crude materials, inedible	Mineral fuels, lubricants etc.	Animal and vegetable oils and fats	Chemicals	Manufactured goods classified chiefly by material	Machinery and transport equipment	Miscella- neous manufactured articles		
Volume in 1 000 DM 2)												
Total												
1977 ....	270 548 753	11 000 155	1 360 337	5 563 743	7 781 612	1 291 549	33 257 845	55 003 801	125 916 450	23 992 153	x	
1978 ....	281 738 641	11 551 781	1 459 333	5 724 782	10 368 735	1 394 656	36 213 831	59 409 508	125 036 767	25 099 257	x	
1979 ....	301 775 254	13 708 148	1 740 649	6 125 291	10 564 845	1 529 822	40 334 451	62 763 389	132 484 958	26 938 043	x	
1980 ....	314 311 046	14 574 931	1 785 946	6 302 400	9 758 357	1 632 896	42 669 742	64 847 184	138 443 717	28 045 789	x	
1981 ....	331 031 229	16 622 582	1 997 598	6 759 969	9 254 360	1 714 425	41 306 636	67 530 152	148 779 778	29 718 279	x	
1977 Q. 1	65 562 170	2 638 271	317 841	1 426 113	1 622 279	301 599	8 457 040	13 320 385	30 498 598	5 918 764	x	
Q. 2	66 975 823	2 687 429	340 590	1 460 088	1 876 790	292 828	8 458 239	13 743 904	31 125 140	5 656 300	x	
Q. 3	64 991 927	2 686 019	379 068	1 249 363	1 957 013	368 116	7 991 141	13 504 242	29 340 870	6 093 005	x	
Q. 4	73 018 833	2 988 436	322 838	1 428 179	2 325 530	329 006	8 351 425	14 435 270	34 951 842	6 324 084	x	
1978 Q. 1	67 391 482	2 642 563	317 209	1 378 262	2 322 561	340 690	8 776 048	14 063 155	30 364 555	6 030 436	x	
Q. 2	71 550 790	3 043 579	386 701	1 505 743	2 650 704	362 954	9 312 595	15 290 029	31 457 714	6 112 223	x	
Q. 3	67 378 870	2 786 962	387 989	1 337 465	2 687 101	336 543	8 688 831	14 235 233	29 197 070	6 337 879	x	
Q. 4	75 417 499	3 078 677	367 434	1 503 312	2 708 369	354 469	9 436 357	15 821 091	34 017 428	6 618 719	x	
1979 Q. 1	72 568 457	3 588 289	321 909	1 480 888	2 669 194	395 522	10 116 906	14 785 855	31 495 074	6 506 076	x	
Q. 2	76 238 955	3 449 148	451 850	1 615 058	2 605 981	348 539	10 347 403	15 807 935	33 694 290	6 379 285	x	
Q. 3	72 980 718	3 171 211	474 343	1 429 666	2 744 191	390 422	9 888 613	15 648 990	30 998 158	6 899 328	x	
Q. 4	79 987 124	3 499 500	492 547	1 599 679	2 545 479	395 339	9 981 529	16 520 609	36 297 436	7 153 354	x	
1980 Q. 1	81 356 370	3 726 479	400 499	1 687 482	2 538 137	401 010	11 837 520	16 642 246	35 352 450	7 166 402	x	
Q. 2	79 207 773	3 586 156	442 456	1 568 400	2 593 775	392 047	10 882 103	16 455 088	35 219 279	6 591 278	x	
Q. 3	74 053 448	3 498 514	496 054	1 435 516	2 299 415	410 249	9 677 407	15 645 787	31 954 058	7 092 286	x	
Q. 4	79 693 455	3 763 782	446 937	1 611 002	2 327 030	429 590	10 272 712	16 104 063	35 917 930	7 195 823	x	
1981 Q. 1	77 927 418	4 355 423	409 330	1 686 203	2 360 942	449 825	10 607 610	16 079 132	33 404 275	6 998 636	x	
Q. 2	81 743 291	4 239 796	513 148	1 673 749	2 518 300	423 170	10 387 774	16 533 050	36 785 036	6 897 240	x	
Q. 3	81 533 362	3 855 811	567 222	1 635 263	2 330 793	452 390	9 995 237	17 001 224	35 993 538	7 726 842	x	
Q. 4	89 827 158	4 171 552	507 898	1 764 754	2 044 325	389 040	10 316 015	17 916 746	42 596 929	8 095 561	x	
EC-Countries <sup>3)</sup>												
1977 ....	121 568 183	7 632 148	693 141	3 332 234	4 821 961	765 278	14 535 886	26 338 451	48 981 983	12 030 010	x	
1978 ....	129 306 270	7 877 029	806 675	3 573 250	6 530 253	820 856	16 030 281	27 821 619	50 552 314	12 701 096	x	
1979 ....	144 558 218	8 779 167	1 059 031	3 855 558	6 870 857	968 854	18 365 520	30 700 862	57 579 509	13 735 654	x	
1980 ....	149 133 505	8 950 517	1 134 509	3 743 870	6 725 222	1 032 293	18 513 989	32 207 244	59 635 647	14 076 931	x	
1981 ....	150 603 497	9 828 561	1 259 393	3 954 191	6 312 738	1 064 305	18 416 442	31 097 244	61 367 043	14 346 181	x	
1977 Q. 1	30 950 481	1 854 110	153 632	886 632	1 004 588	186 024	3 877 032	6 810 811	12 500 976	3 120 098	x	
Q. 2	30 393 467	1 854 944	170 351	873 648	1 136 243	169 072	3 728 484	6 866 176	12 180 354	2 842 248	x	
Q. 3	28 102 066	1 888 023	186 814	703 885	1 168 306	210 705	3 277 633	6 065 869	11 002 836	2 997 116	x	
Q. 4	32 122 169	2 035 071	182 344	868 069	1 512 824	199 477	3 652 737	6 595 595	13 297 817	3 070 548	x	
1978 Q. 1	31 719 908	1 794 878	171 278	876 588	1 544 590	204 807	4 007 717	6 947 063	12 431 974	3 159 632	x	
Q. 2	33 013 033	2 011 920	210 812	935 549	1 623 902	199 051	4 130 305	7 208 478	12 934 546	3 061 786	x	
Q. 3	29 742 979	1 941 389	214 880	818 597	1 656 965	196 608	3 542 476	6 293 919	11 311 648	3 142 061	x	
Q. 4	34 830 350	2 128 842	209 705	942 516	1 704 796	220 390	4 349 783	7 372 159	13 874 146	3 337 617	x	
1979 Q. 1	35 360 629	2 368 187	194 549	968 629	1 720 617	247 838	4 665 965	7 381 445	13 814 796	3 406 999	x	
Q. 2	36 520 046	2 241 522	257 619	1 024 661	1 660 377	227 509	4 760 843	7 792 756	14 621 853	3 261 639	x	
Q. 3	34 200 877	2 005 102	287 928	869 898	1 765 283	243 300	4 321 563	7 384 068	13 149 731	3 504 513	x	
Q. 4	38 476 666	2 164 356	318 935	992 370	1 724 580	250 207	4 617 149	8 142 593	15 993 129	3 562 503	x	
1980 Q. 1	39 818 629	2 310 472	266 229	1 025 260	1 734 859	260 663	5 387 060	8 722 774	15 473 340	3 737 625	x	
Q. 2	38 271 200	2 058 365	285 626	962 662	1 853 520	243 007	4 802 969	8 505 216	15 559 819	3 336 323	x	
Q. 3	34 270 154	2 185 750	298 417	813 844	1 556 920	264 194	3 893 342	7 478 648	13 472 295	3 514 348	x	
Q. 4	36 773 522	2 395 930	284 237	942 104	1 579 923	264 429	4 430 618	7 500 606	15 130 193	3 488 635	x	
1981 Q. 1	36 723 433	2 598 273	265 652	981 403	1 625 413	281 058	4 836 691	7 651 301	14 248 709	3 539 321	x	
Q. 2	37 656 004	2 350 904	323 341	965 748	1 706 304	255 959	4 552 030	7 789 226	15 642 779	3 299 887	x	
Q. 3	36 376 743	2 363 821	354 553	945 342	1 595 648	286 046	4 217 909	7 450 737	14 689 897	3 718 661	x	
Q. 4	39 847 317	2 515 563	315 847	1 061 698	1 385 373	241 242	4 809 812	8 205 980	16 785 658	3 788 312	x	
Other Countries <sup>4)</sup>												
1977 ....	148 980 570	3 368 007	667 196	2 231 509	2 959 651	526 271	18 721 959	28 665 350	76 934 467	11 962 143	x	
1978 ....	152 432 371	3 674 752	652 658	2 151 532	3 838 482	573 800	20 183 550	31 587 889	74 484 453	12 398 161	x	
1979 ....	157 217 036	4 928 981	681 618	2 269 733	3 693 988	560 968	21 968 931	32 062 527	74 905 449	13 202 389	x	
1980 ....	165 177 541	5 624 414	651 437	2 558 530	3 033 135	600 603	24 155 753	32 639 940	78 808 070	13 968 858	x	
1981 ....	180 427 732	6 794 021	738 205	2 805 778	2 941 622	650 120	22 890 194	36 432 908	87 412 735	15 372 098	x	
1977 Q. 1	34 611 689	784 161	164 209	539 481	617 691	115 575	4 580 008	6 509 574	17 997 622	2 798 666	x	
Q. 2	36 582 356	832 485	170 239	586 440	740 547	123 756	4 729 755	6 877 728	18 944 786	2 814 052	x	
Q. 3	36 889 861	797 996	192 254	545 478	788 707	157 411	4 713 508	7 438 373	18 338 034	3 095 889	x	
Q. 4	40 896 664	953 365	140 494	560 110	812 706	129 529	4 698 688	7 839 675	21 654 025	3 253 536	x	
1978 Q. 1	35 671 574	847 685	145 931	501 674	777 971	135 883	4 768 331	7 116 092	17 932 581	2 870 804	x	
Q. 2	38 537 757	1 031 659	175 889	570 194	1 026 802	163 903	5 182 290	8 081 551	18 523 168	3 050 437	x	
Q. 3	37 635 891	845 573	173 109	518 868	1 030 136	139 935	5 146 355	7 940 314	17 885 422	3 195 818	x	
Q. 4	40 587 149	949 835	157 729	560 796	1 003 573	134 079	5 086 574	8 448 932	20 143 282	3 281 102	x	
1979 Q. 1	37 207 828	1 220 102	127 360	512 259	948 577	147 684	5 450 941	7 404 410	17 680 278	3 099 077	x	
Q. 2	39 718 909	1 207 626	194 231	590 397	945 604	121 030	5 586 560	8 015 179	19 072 437	3 117 646	x	
Q. 3	38 779 841											

**2 Index of Current Value, Volume and Average Value of Imports and Exports**

(Special Trade) by Sections of the SITC - Rev. II

1976 = 100

2.1 Total

Year Quarter	Imports											
	Total	Section									Commodities and trans- actions not classified acc. to kind 1)	
		0  Food and live animals	1  Beverages and tobacco	2  Crude materials, inedible	3  Mineral fuels, lubricants etc.	4  Animal and vegetable oils and fats	5  Chemicals	6  Manufactured goods classified chiefly by material	7  Machinery and transport equipment	8  Miscella- neous manufactured articles		
Index of Current Value												
1977 ....	105,9	108,2	105,2	100,0	100,5	122,4	106,9	105,0	113,1	110,4	x	
1978 ....	109,7	106,6	116,1	93,8	97,4	115,7	113,2	110,0	125,7	121,8	x	
1979 ....	131,4	109,1	125,6	110,0	140,7	140,6	146,1	129,4	141,1	139,8	x	
1980 ....	153,7	118,3	138,3	126,3	189,5	132,6	155,6	145,8	159,4	161,9	x	
1981 ....	166,2	130,2	154,5	125,4	223,2	158,6	176,9	141,5	181,6	169,6	x	
1977 Q. 1	103,9	104,1	103,3	101,9	97,1	110,8	109,4	106,8	105,8	112,3	x	
Q. 2	105,4	112,2	98,5	104,2	98,8	136,0	105,0	108,0	113,6	98,3	x	
Q. 3	103,3	105,0	95,3	94,9	100,6	132,4	101,0	100,4	108,2	116,4	x	
Q. 4	110,8	111,6	123,5	99,0	105,4	110,5	112,1	104,5	124,7	114,5	x	
1978 Q. 1	105,2	105,3	111,3	93,3	97,0	105,5	110,6	105,5	113,4	117,3	x	
Q. 2	111,2	115,4	113,3	97,0	91,9	110,9	115,1	114,5	133,2	111,2	x	
Q. 3	105,5	102,8	108,2	87,8	97,5	125,5	105,0	103,4	114,2	129,7	x	
Q. 4	116,9	102,8	131,8	97,3	103,1	120,8	122,3	116,5	141,8	128,8	x	
1979 Q. 1	119,6	101,6	124,1	98,9	110,4	117,3	132,9	123,3	137,5	136,8	x	
Q. 2	129,0	111,5	124,8	110,7	133,0	148,7	144,6	131,4	142,4	126,7	x	
Q. 3	131,2	106,6	116,0	109,5	155,2	141,6	145,8	124,0	130,0	147,6	x	
Q. 4	146,0	116,6	137,3	121,1	164,4	154,7	161,1	138,9	154,4	148,2	x	
1980 Q. 1	154,9	117,5	127,4	131,0	188,3	134,6	162,3	150,7	153,8	162,4	x	
Q. 2	154,6	120,2	128,8	130,1	188,8	129,9	160,0	152,3	165,0	149,7	x	
Q. 3	146,6	112,7	137,6	119,5	178,6	132,8	143,4	138,9	147,5	169,1	x	
Q. 4	158,5	122,9	159,6	124,4	202,3	133,2	156,8	141,3	171,3	166,5	x	
1981 Q. 1	164,5	124,8	161,9	123,4	222,5	146,7	173,8	140,1	177,4	177,6	x	
Q. 2	163,1	132,9	143,4	128,7	206,6	156,8	176,9	143,7	187,4	154,0	x	
Q. 3	165,1	123,1	139,5	123,5	231,1	166,5	173,3	135,4	175,1	180,2	x	
Q. 4	171,9	139,9	173,1	126,0	232,5	164,2	183,7	146,6	186,6	166,8	x	
Index of Volume												
1977 ....	103,7	97,7	103,4	97,1	101,1	105,7	111,4	104,4	111,6	106,3	x	
1978 ....	111,5	106,0	110,6	103,3	104,0	110,9	121,7	111,4	124,5	116,7	x	
1979 ....	121,6	109,9	119,8	111,6	109,0	122,8	140,7	122,6	138,4	129,4	x	
1980 ....	124,3	112,8	126,8	114,7	100,7	129,3	137,0	126,8	148,4	137,9	x	
1981 ....	119,7	114,7	127,3	102,9	88,0	141,5	144,1	117,2	153,8	131,0	x	
1977 Q. 1	101,0	94,3	104,3	96,7	95,8	101,0	112,0	105,4	105,1	106,4	x	
Q. 2	102,2	99,2	96,9	97,6	97,6	113,5	109,5	106,7	111,7	95,3	x	
Q. 3	101,1	94,1	93,9	92,9	101,3	108,0	106,9	100,3	106,0	111,6	x	
Q. 4	110,6	103,3	118,6	101,3	109,7	100,2	117,2	105,4	123,5	111,8	x	
1978 Q. 1	106,3	100,3	107,9	99,4	101,4	107,1	119,3	107,6	114,1	111,1	x	
Q. 2	113,4	112,5	108,0	106,3	97,4	108,1	124,4	117,1	132,9	108,7	x	
Q. 3	106,7	104,0	103,8	97,4	105,5	114,8	111,7	104,2	110,6	121,6	x	
Q. 4	119,7	107,1	122,5	110,2	111,8	113,8	131,5	116,6	140,4	125,2	x	
1979 Q. 1	118,4	104,3	121,0	104,9	108,3	109,1	139,1	121,2	135,8	127,3	x	
Q. 2	121,0	113,0	118,1	112,3	107,7	129,4	140,9	125,0	139,0	117,9	x	
Q. 3	117,8	107,8	111,6	109,8	109,0	119,1	135,6	116,4	126,6	134,5	x	
Q. 4	129,2	114,6	128,4	119,4	110,8	133,5	147,1	127,8	152,1	137,8	x	
1980 Q. 1	127,3	112,2	121,4	119,5	108,0	124,5	143,0	132,3	149,5	138,3	x	
Q. 2	126,1	114,7	116,9	117,1	101,0	123,4	138,5	133,8	153,4	128,8	x	
Q. 3	119,1	107,1	128,3	111,0	94,6	132,9	127,3	121,3	136,6	144,7	x	
Q. 4	124,6	117,1	140,7	111,1	99,0	136,5	139,2	119,8	154,2	139,8	x	
1981 Q. 1	121,0	111,3	135,9	103,0	94,0	139,8	146,8	118,4	152,6	136,5	x	
Q. 2	119,2	116,8	118,5	106,5	81,5	139,0	145,8	119,6	159,9	119,9	x	
Q. 3	115,2	106,0	117,5	97,9	86,9	137,2	137,8	110,1	146,4	135,7	x	
Q. 4	123,1	124,7	137,2	104,0	89,4	150,0	146,3	120,4	156,4	132,7	x	
Index of Average Value												
1977 ....	102,0	110,7	101,7	103,0	99,4	115,9	95,9	100,5	101,4	103,9	x	
1978 ....	98,4	100,6	105,0	90,8	93,6	104,2	93,0	98,8	100,9	104,4	x	
1979 ....	108,1	99,2	104,8	98,6	129,2	114,5	103,9	105,5	102,0	108,1	x	
1980 ....	123,6	104,9	109,1	110,1	188,3	102,6	113,6	115,0	107,4	117,4	x	
1981 ....	138,9	113,5	121,3	121,9	253,7	112,1	122,7	120,7	118,1	129,5	x	
1977 Q. 1	102,9	110,4	99,1	105,4	101,4	109,7	97,7	101,4	100,7	105,6	x	
Q. 2	103,2	113,1	101,6	106,8	101,3	119,9	95,9	101,3	101,7	103,1	x	
Q. 3	102,1	111,5	101,6	102,1	99,2	122,6	94,5	100,1	102,1	104,3	x	
Q. 4	100,2	107,9	104,1	97,7	96,0	110,3	95,6	99,2	101,0	102,5	x	
1978 Q. 1	99,0	105,0	103,1	93,8	95,6	98,4	92,7	98,0	99,3	105,5	x	
Q. 2	98,1	102,6	104,9	91,2	94,4	102,6	92,5	97,8	100,2	102,2	x	
Q. 3	98,9	98,9	104,2	90,2	92,5	109,3	93,9	99,3	103,3	106,7	x	
Q. 4	97,6	96,0	107,5	88,3	92,2	106,2	93,1	99,9	101,0	102,9	x	
1979 Q. 1	101,0	97,4	102,6	94,2	102,0	107,5	95,6	101,7	101,3	107,4	x	
Q. 2	106,6	98,7	105,7	98,6	123,4	115,0	102,6	105,1	102,5	107,4	x	
Q. 3	111,4	98,9	104,0	99,7	142,4	118,9	107,5	106,5	102,6	109,8	x	
Q. 4	113,0	101,7	106,9	101,4	148,4	115,9	109,5	108,7	101,5	107,6	x	
1980 Q. 1	121,7	104,8	105,0	109,7	174,4	108,2	113,5	113,9	102,9	117,4	x	
Q. 2	122,6	104,8	110,2	111,2	186,9	105,3	115,5	113,8	107,6	116,2	x	
Q. 3	123,1	105,2	107,2	107,6	188,7	99,9	112,6	114,5	108,0	116,9	x	
Q. 4	127,2	105,0	113,4	112,0	204,3	97,6	112,7	117,9	111,1	119,1	x	
1981 Q. 1	135,9	112,2	119,1	119,8	236,7	105,0	118,4	118,3	116,2	130,0	x	
Q. 2	136,8	113,8	121,0	120,9	253,4	112,9	121,4	120,1	117,2	129,5	x	
Q. 3	143,3	116,1	118,7	126,2	265,8	121,3	125,8	122,9	119,6	132,8	x	
Q. 4	139,6	112,2	126,1	121,1	260,2	109,5	125,6	121,8	119,3	125,7	x	

1) Goods returned and replaced have not been allocated to the various sections according to their type but were as a whole included in Section 9.

**2 Index of Current Value, Volume and Average Value of Imports and Exports**  
(Special Trade) by Sections of the SITC - Rev. II

1976 = 100

2.1 Total

Year Quarter	Exports										
	Total	Section									
		0  Food and live animals	1  Beverages and tobacco	2  Crude materials, inedible	3  Mineral fuels, lubricants etc.	4  Animal and vegetable oils and fats	5  Chemicals	6  Manufactured goods classified chiefly by material	7  Machinery and transport equipment	8  Miscella- neous manufactured articles	9  Commodities and trans- actions not classified acc. to kind 1)
Index of Current Value											
1977 ....	106,6	118,7	122,2	95,2	98,1	128,5	104,6	102,1	107,5	109,9	x
1978 ....	111,0	121,2	125,2	93,9	122,4	119,4	108,4	109,1	109,8	116,4	x
1979 ....	122,5	138,7	143,2	114,1	142,4	131,5	131,9	122,1	116,3	127,8	x
1980 ....	136,5	165,7	158,6	124,8	177,5	134,7	141,8	135,6	128,1	142,3	x
1981 ....	154,7	208,3	199,7	138,7	215,9	153,5	158,9	146,5	146,5	157,4	x
1977 Q. 1	103,8	114,1	114,2	101,2	86,3	113,2	108,0	100,4	103,9	107,8	x
Q. 2	106,0	119,9	120,5	102,2	96,5	123,7	107,2	104,1	105,8	103,0	x
Q. 3	101,8	116,2	139,9	83,3	96,7	155,4	100,2	98,1	100,1	111,8	x
Q. 4	114,8	124,5	114,2	93,9	112,9	121,6	103,0	105,8	120,3	116,9	x
1978 Q. 1	105,4	113,6	104,9	91,2	113,5	113,3	106,0	102,1	104,6	112,7	x
Q. 2	112,2	128,8	136,5	97,4	123,1	125,7	111,6	111,5	110,2	112,6	x
Q. 3	106,2	118,1	133,8	87,1	123,8	118,7	104,2	105,4	102,4	118,0	x
Q. 4	120,1	124,3	125,7	100,0	129,3	120,1	111,7	117,6	121,9	122,1	x
1979 Q. 1	115,8	141,4	110,6	106,1	134,0	130,6	123,1	112,1	111,1	124,3	x
Q. 2	122,6	138,3	155,8	119,7	135,7	123,0	132,3	121,6	118,0	118,4	x
Q. 3	119,0	128,4	160,1	107,7	150,4	137,3	134,5	122,7	107,9	130,9	x
Q. 4	132,8	146,5	146,1	123,1	149,7	135,2	137,7	131,9	128,2	137,6	x
1980 Q. 1	138,4	160,8	136,0	134,5	168,2	134,9	155,0	139,8	127,4	142,9	x
Q. 2	136,4	160,3	160,6	127,4	185,1	130,8	145,5	136,8	128,8	132,7	x
Q. 3	129,2	163,1	172,8	111,9	172,9	132,8	129,4	129,9	118,8	143,8	x
Q. 4	142,0	178,4	165,1	125,5	183,8	140,4	137,4	135,8	137,4	149,8	x
1981 Q. 1	142,1	212,6	159,1	135,9	200,7	152,0	158,4	134,8	128,7	149,9	x
Q. 2	151,4	217,5	203,9	135,9	231,7	151,0	159,4	141,5	143,2	143,2	x
Q. 3	154,0	196,8	228,0	136,5	228,5	167,8	158,3	149,3	141,9	163,4	x
Q. 4	171,1	206,4	207,7	146,3	202,6	143,3	159,6	160,4	172,1	173,3	x
Index of Volume											
1977 ....	105,4	121,2	120,2	96,7	104,5	112,9	106,9	104,8	103,9	104,6	x
1978 ....	109,8	127,2	128,9	99,5	139,2	121,9	116,4	113,1	103,2	109,4	x
1979 ....	117,6	151,0	153,8	106,5	141,8	133,8	129,6	119,5	109,3	117,4	x
1980 ....	122,5	160,5	157,8	109,6	131,0	142,8	137,1	123,5	114,2	122,3	x
1981 ....	129,0	183,1	176,5	117,5	124,2	149,9	132,7	128,6	122,8	129,5	x
1977 Q. 1	102,2	116,2	112,3	99,2	87,1	105,5	108,7	101,5	100,7	103,2	x
Q. 2	104,4	118,4	120,4	101,6	100,8	102,4	108,7	104,7	102,7	98,6	x
Q. 3	101,3	118,3	134,0	86,9	105,1	128,8	102,7	102,9	96,8	106,2	x
Q. 4	113,8	131,7	114,1	99,3	124,9	115,1	107,4	110,0	115,4	110,3	x
1978 Q. 1	105,0	116,4	112,1	95,9	124,7	119,2	112,8	107,1	100,2	105,1	x
Q. 2	111,5	134,1	136,7	104,7	142,3	126,9	119,7	116,5	103,8	106,6	x
Q. 3	105,0	122,8	137,1	93,0	144,3	117,7	111,7	108,4	96,4	110,5	x
Q. 4	117,5	135,6	129,9	104,6	145,4	124,0	121,3	120,5	112,3	115,4	x
1979 Q. 1	113,1	158,1	113,8	103,0	143,3	138,3	130,1	112,6	103,9	113,4	x
Q. 2	118,8	152,0	159,7	112,3	139,9	121,9	133,0	120,4	111,2	111,2	x
Q. 3	113,7	139,7	167,6	99,4	147,4	136,6	127,1	119,2	102,3	120,3	x
Q. 4	124,7	154,2	174,1	111,3	136,7	138,3	128,3	125,9	119,8	124,7	x
1980 Q. 1	126,8	164,2	141,5	117,4	136,3	140,3	152,2	126,8	116,7	125,0	x
Q. 2	123,5	158,0	156,4	109,1	139,3	137,1	139,9	125,4	116,2	114,9	x
Q. 3	115,4	154,1	175,3	99,8	123,5	143,5	124,4	119,2	105,5	123,7	x
Q. 4	124,2	165,8	158,0	112,1	125,0	150,3	132,1	122,7	118,5	125,5	x
1981 Q. 1	121,5	191,9	144,7	117,3	126,8	157,3	136,4	122,5	110,2	122,0	x
Q. 2	127,4	186,8	181,4	116,4	135,2	148,0	133,5	126,0	121,4	120,3	x
Q. 3	127,1	169,9	200,5	113,7	125,2	158,2	128,5	129,5	118,8	134,7	x
Q. 4	140,0	183,8	179,5	122,7	109,8	136,1	132,6	136,5	140,6	141,2	x
Index of Average Value											
1977 ....	101,1	97,9	101,7	98,4	93,9	113,8	97,9	97,5	103,5	105,1	x
1978 ....	101,1	95,3	97,1	94,4	87,9	97,9	93,1	96,5	106,4	106,4	x
1979 ....	104,2	91,8	93,1	107,2	100,4	98,3	102,1	106,4	108,8	108,8	x
1980 ....	111,5	103,2	100,5	113,9	135,5	94,4	103,4	109,8	112,1	116,4	x
1981 ....	119,9	113,8	113,1	118,0	173,8	102,4	119,7	113,9	119,3	121,5	x
1977 Q. 1	101,6	98,2	101,6	102,0	99,1	107,3	99,3	99,0	103,2	104,5	x
Q. 2	101,6	101,2	100,1	100,6	95,8	120,8	98,6	99,4	103,0	104,4	x
Q. 3	100,5	98,2	104,4	95,9	92,0	120,7	97,5	95,4	103,3	105,2	x
Q. 4	100,9	94,6	100,1	94,5	90,4	105,7	95,9	96,2	104,3	106,1	x
1978 Q. 1	100,4	97,6	93,6	95,1	91,0	95,1	94,0	95,3	104,4	107,2	x
Q. 2	100,7	96,0	99,8	93,0	86,5	99,0	93,2	95,7	106,1	105,7	x
Q. 3	101,2	96,2	97,6	93,6	85,8	100,8	93,3	97,2	106,2	106,8	x
Q. 4	102,2	91,7	96,8	95,7	88,9	96,8	92,1	97,5	108,6	105,8	x
1979 Q. 1	102,4	89,5	97,2	103,0	93,5	94,4	94,7	99,5	106,9	109,6	x
Q. 2	103,2	91,0	97,6	106,5	96,9	100,9	99,5	101,0	106,1	106,5	x
Q. 3	104,6	91,9	95,5	108,3	102,0	100,5	105,8	102,9	105,5	108,8	x
Q. 4	106,5	95,1	83,9	110,7	109,6	97,8	107,3	104,8	107,0	110,3	x
1980 Q. 1	109,1	97,9	96,1	114,6	123,4	96,2	110,3	109,2	114,4	114,4	x
Q. 2	110,5	101,5	102,7	116,8	132,9	95,4	104,0	109,1	110,8	115,5	x
Q. 3	112,0	105,9	98,6	112,1	140,1	92,5	104,0	109,0	112,6	116,3	x
Q. 4	114,3	107,6	104,5	112,0	147,1	93,5	104,0	110,7	115,9	119,4	x
1981 Q. 1	117,0	110,8	110,0	115,9	158,3	96,6	116,2	110,1	116,7	122,8	x
Q. 2	118,8	116,5	112,4	116,8	171,3	102,0	119,4	112,3	117,9	119,1	x
Q. 3	121,2	115,9	113,8	120,1	182,6	106,1	123,2	115,3	119,5	121,3	x
Q. 4	122,2	112,3	115,7	119,2	184,5	105,3	120,4	117,5	122,4	122,7	x

See footnote on page 14.

**2 Index of Current Value, Volume and Average Value of Imports and Exports**

(Special Trade) by Sections of the SITC - Rev. II

1976 = 100

2.2 EC-Countries

Year Quarter	Imports											
	Total	Section									Commodities and trans- actions not classified acc. to kind 1)	
		0  Food and live animals	1  Beverages and tobacco	2  Crude materials, inedible	3  Mineral fuels, lubricants etc.	4  Animal and vegetable oils and fats	5  Chemicals	6  Manufactured goods classified chiefly by material	7  Machinery and transport equipment	8  Miscella- neous manufactured articles		
Index of Current Value												
1977 ....	105,8	97,0	108,4	102,9	107,2	111,2	104,0	103,4	111,4	110,6	x	
1978 ....	111,9	104,0	118,4	103,6	109,9	107,9	105,6	109,7	118,9	121,2	x	
1979 ....	131,9	105,3	135,0	121,1	165,1	128,3	140,0	127,1	133,4	136,0	x	
1980 ....	147,0	114,1	148,3	137,3	212,2	131,7	150,9	137,2	142,7	151,0	x	
1981 ....	160,5	126,0	166,0	143,9	276,5	159,1	168,3	134,9	155,6	148,3	x	
1977 Q. 1	103,1	87,7	102,3	109,7	99,6	106,1	107,4	104,0	106,6	109,8	x	
Q. 2	106,7	101,7	99,8	106,0	111,1	108,2	104,6	108,0	111,7	97,9	x	
Q. 3	102,3	99,5	98,6	89,6	108,3	125,8	97,0	97,4	104,1	118,9	x	
Q. 4	111,2	99,0	132,7	106,5	109,9	104,7	106,9	104,4	123,2	115,8	x	
1978 Q. 1	107,6	99,0	113,4	104,7	112,5	95,8	102,6	104,1	112,2	117,8	x	
Q. 2	115,5	118,5	120,0	107,3	102,7	120,6	110,3	113,8	126,5	109,2	x	
Q. 3	106,5	104,3	104,1	93,0	106,7	117,7	99,7	102,8	106,1	129,7	x	
Q. 4	117,8	94,0	136,3	109,5	117,5	97,4	109,6	118,0	131,0	128,0	x	
1979 Q. 1	124,1	96,3	130,8	114,0	144,0	104,6	122,6	123,0	131,4	136,0	x	
Q. 2	132,3	115,0	134,5	128,8	156,5	126,3	138,8	128,8	138,1	121,1	x	
Q. 3	129,0	106,1	120,0	111,5	176,5	146,2	144,2	119,2	120,6	142,0	x	
Q. 4	142,3	103,7	154,5	130,2	183,7	136,3	154,5	137,3	143,6	144,9	x	
1980 Q. 1	149,2	109,7	144,4	150,6	214,7	126,9	161,8	140,0	144,4	156,0	x	
Q. 2	151,4	122,9	138,0	134,7	207,4	132,1	155,6	146,6	151,4	139,8	x	
Q. 3	137,3	112,3	130,3	117,4	199,8	133,0	136,8	127,4	126,5	156,5	x	
Q. 4	150,0	111,5	180,6	146,5	227,0	134,9	149,2	134,8	148,3	151,5	x	
1981 Q. 1	158,9	113,6	183,1	145,0	285,1	139,9	161,7	131,7	154,6	157,5	x	
Q. 2	156,1	133,6	150,0	140,2	219,9	154,8	171,4	138,4	163,6	134,2	x	
Q. 3	156,6	127,5	145,0	136,3	272,1	158,0	169,1	126,7	146,7	154,3	x	
Q. 4	170,3	129,2	185,8	154,2	328,9	183,7	171,2	143,1	157,3	147,3	x	
Index of Volume												
1977 ....	104,2	93,5	106,0	101,7	108,1	96,9	108,7	102,6	108,4	105,0	x	
1978 ....	112,6	106,2	108,6	105,7	114,6	102,1	115,4	110,4	117,4	113,6	x	
1979 ....	120,7	108,3	116,2	110,8	118,4	115,8	132,4	119,8	126,9	121,1	x	
1980 ....	121,1	112,8	120,5	116,8	116,0	131,7	129,0	120,4	125,7	119,7	x	
1981 ....	120,3	114,2	124,7	117,3	114,3	152,0	135,7	113,7	129,5	110,9	x	
1977 Q. 1	100,9	83,4	103,6	105,0	98,7	97,7	110,9	102,4	105,1	101,8	x	
Q. 2	104,8	98,4	97,1	104,5	108,4	89,9	109,0	106,8	108,3	95,4	x	
Q. 3	100,3	95,5	96,3	91,6	109,3	103,4	102,1	96,7	100,3	110,7	x	
Q. 4	110,8	96,8	127,0	105,8	116,1	96,4	112,9	104,4	119,9	112,2	x	
1978 Q. 1	108,0	98,8	107,0	104,2	115,0	93,6	112,4	105,3	112,5	108,1	x	
Q. 2	117,6	120,5	109,3	109,7	107,7	111,7	121,3	115,6	127,1	105,8	x	
Q. 3	106,3	105,9	95,6	97,3	114,8	111,6	108,4	103,1	102,0	117,4	x	
Q. 4	118,5	99,5	122,4	111,4	120,9	91,4	119,7	117,5	128,2	123,1	x	
1979 Q. 1	119,5	98,5	116,0	108,5	128,3	98,1	129,8	120,1	126,3	121,6	x	
Q. 2	122,5	118,8	113,4	117,0	113,0	112,4	134,0	122,0	131,6	111,7	x	
Q. 3	114,7	109,5	103,8	100,9	114,1	129,2	130,4	111,1	113,9	121,9	x	
Q. 4	126,1	106,4	131,6	116,7	118,3	123,6	135,4	126,1	135,7	129,1	x	
1980 Q. 1	125,1	109,7	125,1	121,8	127,2	120,8	137,8	124,2	132,1	122,7	x	
Q. 2	125,3	122,2	110,0	113,2	112,8	128,8	130,0	129,2	133,0	114,1	x	
Q. 3	112,8	109,1	106,7	105,0	109,8	135,3	117,7	111,6	110,5	122,3	x	
Q. 4	121,1	110,1	140,2	127,2	114,2	142,0	130,6	116,4	127,3	119,6	x	
1981 Q. 1	120,4	104,7	139,4	119,7	127,8	140,6	133,9	112,5	129,6	114,2	x	
Q. 2	120,6	123,1	110,0	116,2	92,1	148,3	138,6	117,3	136,6	102,1	x	
Q. 3	115,4	112,4	112,5	110,0	108,5	143,3	133,8	105,6	121,5	113,5	x	
Q. 4	124,9	116,5	136,9	123,3	128,8	175,8	136,5	119,4	130,3	113,9	x	
Index of Average Value												
1977 ....	101,5	103,7	102,2	101,2	99,2	114,8	95,6	100,8	102,8	105,3	x	
1978 ....	99,3	97,9	109,1	98,1	95,9	105,7	91,4	99,3	101,3	106,7	x	
1979 ....	109,3	97,2	116,1	109,4	139,4	110,8	105,8	106,0	105,1	112,3	x	
1980 ....	121,4	101,2	123,1	117,5	183,0	100,0	116,9	114,0	113,5	126,1	x	
1981 ....	133,4	110,3	133,1	122,7	241,9	104,7	124,1	118,7	120,1	133,7	x	
1977 Q. 1	102,2	105,2	98,7	104,5	100,9	108,6	96,8	101,5	101,4	107,9	x	
Q. 2	101,8	103,3	102,7	101,4	102,5	120,4	95,9	101,1	103,2	102,6	x	
Q. 3	102,0	104,2	102,4	97,9	99,1	121,6	95,0	100,8	103,8	107,4	x	
Q. 4	100,3	102,3	104,5	100,7	94,7	108,6	94,7	100,0	102,8	103,1	x	
1978 Q. 1	99,6	100,2	105,9	100,4	97,9	102,3	91,3	98,8	99,7	108,9	x	
Q. 2	98,2	98,4	109,8	97,8	95,4	107,9	90,9	98,5	99,5	103,2	x	
Q. 3	100,2	98,5	109,0	95,6	92,9	105,4	92,0	99,7	104,0	110,5	x	
Q. 4	99,4	94,5	111,3	98,3	97,2	106,6	91,6	100,4	102,2	104,0	x	
1979 Q. 1	103,9	97,7	112,7	105,1	112,2	106,6	94,4	102,4	104,0	111,8	x	
Q. 2	108,0	96,8	118,5	110,1	138,5	112,4	103,6	105,6	105,0	108,4	x	
Q. 3	112,5	96,8	115,7	110,6	154,6	113,2	110,6	107,2	105,8	116,4	x	
Q. 4	112,8	97,5	117,4	111,6	155,2	110,3	114,2	108,9	105,8	112,2	x	
1980 Q. 1	119,3	100,0	115,5	123,6	168,7	105,0	117,4	112,8	109,3	127,1	x	
Q. 2	120,8	100,5	125,4	119,0	183,9	102,6	119,7	113,4	113,9	122,5	x	
Q. 3	121,7	103,0	122,1	111,8	181,1	98,3	116,2	114,1	114,4	128,1	x	
Q. 4	123,9	101,4	128,8	115,1	198,9	95,0	114,2	115,8	116,5	126,6	x	
1981 Q. 1	131,9	108,4	131,3	121,1	223,1	99,6	120,7	117,0	119,3	137,9	x	
Q. 2	129,5	108,6	136,3	120,6	238,8	104,4	123,7	117,9	119,8	131,5	x	
Q. 3	135,6	113,4	128,8	124,0	250,7	110,3	126,4	120,0	120,7	136,0	x	
Q. 4	136,4	110,9	135,7	125,1	255,3	104,5	125,5	119,8	120,8	129,3	x	

See footnote on page 14.

**2 Index of Current Value, Volume and Average Value of Imports and Exports**

**(Special Trade) by Sections of the SITC - Rev. II**

1976 = 100

**2.2 EC-Countries**

Year Quarter	Exports										
	Total	Section									
		0 Food and live animals	1 Beverages and tobacco	2 Crude materials, inedible	3 Mineral fuels, lubricants etc.	4 Animal and vegetable oils and fats	5 Chemicals	6 Manufactured goods classified chiefly by material	7 Machinery and transport equipment	8 Miscella- neous manufactured articles	
Index of Current Value											
1977 ....	104,7	117,5	108,8	93,8	98,5	123,7	102,9	98,0	106,6	108,3	x
1978 ....	111,3	120,3	125,3	97,4	128,7	116,0	108,0	102,7	112,7	116,2	x
1979 ....	129,4	135,2	158,0	118,9	149,1	136,2	138,4	118,7	129,8	129,0	x
1980 ....	143,4	149,4	181,5	121,0	188,3	131,1	145,1	134,8	142,1	140,9	x
1981 ....	154,6	172,1	226,2	130,5	228,3	150,5	161,8	133,9	154,8	148,7	x
1977 Q. 1	106,7	111,4	97,2	104,0	86,9	114,0	111,6	102,3	107,9	111,7	x
Q. 2	105,5	118,7	108,6	100,8	94,7	118,4	106,8	102,8	106,5	101,6	x
Q. 3	96,8	117,6	118,6	78,2	93,7	144,3	92,1	89,8	95,8	108,6	x
Q. 4	109,7	122,2	110,9	92,8	118,7	118,2	101,0	97,2	116,0	111,3	x
1978 Q. 1	107,9	111,6	102,5	95,2	124,5	110,9	109,6	101,0	107,6	116,2	x
Q. 2	113,3	124,3	134,2	100,3	127,3	117,2	111,0	106,4	114,6	111,8	x
Q. 3	103,3	119,4	134,5	89,4	126,5	114,5	95,9	94,2	102,0	116,4	x
Q. 4	120,8	126,0	129,8	104,7	136,6	121,3	115,6	109,3	126,7	120,4	x
1979 Q. 1	123,7	140,3	121,3	114,5	142,7	135,8	129,3	111,0	124,5	128,1	x
Q. 2	130,7	138,6	164,4	127,2	140,6	130,6	141,2	119,1	134,2	119,8	x
Q. 3	123,2	126,4	176,0	107,7	155,2	139,3	137,1	115,6	116,8	132,4	x
Q. 4	139,8	135,6	170,4	126,3	157,8	139,2	146,1	129,2	143,7	135,7	x
1980 Q. 1	150,9	150,0	160,4	137,7	178,4	136,9	168,5	147,4	144,6	148,3	x
Q. 2	146,6	136,4	184,7	128,2	204,7	125,5	153,3	141,0	147,7	132,3	x
Q. 3	132,3	147,1	190,5	101,7	179,4	129,3	122,0	124,5	128,0	141,8	x
Q. 4	143,7	164,0	190,3	116,3	190,6	132,7	136,6	126,3	148,2	141,1	x
1981 Q. 1	147,9	175,7	185,8	128,2	215,7	147,7	164,9	128,7	142,2	147,8	x
Q. 2	153,9	166,3	231,0	125,0	244,1	142,0	161,3	133,3	156,7	135,3	x
Q. 3	150,9	167,3	253,5	126,5	239,1	169,7	153,3	129,4	147,7	155,4	x
Q. 4	165,7	179,2	234,4	142,2	214,4	142,8	167,7	144,4	172,8	156,4	x
Index of Volume											
1977 ....	103,6	118,1	109,9	96,7	105,5	108,6	105,2	98,4	103,8	102,5	x
1978 ....	110,2	121,9	127,9	103,7	142,9	116,5	116,1	104,0	107,1	108,3	x
1979 ....	123,2	135,8	167,9	111,8	150,4	137,5	133,0	114,7	122,0	117,1	x
1980 ....	127,1	138,5	179,9	108,6	147,2	146,5	134,0	120,4	126,4	120,0	x
1981 ....	128,4	152,1	199,7	114,7	138,2	151,0	133,3	116,2	130,1	122,3	x
1977 Q. 1	105,5	114,7	97,4	102,9	88,0	105,6	112,3	101,8	106,0	106,4	x
Q. 2	103,6	114,8	108,0	101,4	99,5	95,9	108,0	102,6	103,3	96,9	x
Q. 3	95,8	116,8	118,5	81,7	102,3	119,6	94,9	90,7	93,3	102,2	x
Q. 4	109,5	125,9	115,6	100,7	132,4	113,2	105,8	98,6	112,7	104,7	x
1978 Q. 1	108,2	111,1	108,6	101,7	135,2	116,2	116,1	103,9	105,4	107,7	x
Q. 2	112,6	124,5	133,7	108,6	142,2	113,0	119,6	107,8	109,6	104,4	x
Q. 3	101,4	120,1	136,3	95,0	145,1	111,6	102,6	94,1	95,9	107,1	x
Q. 4	118,8	131,7	133,0	109,4	149,3	125,1	126,0	110,2	117,6	113,8	x
1979 Q. 1	120,6	146,6	123,4	112,4	150,6	140,6	135,1	110,4	117,1	116,2	x
Q. 2	124,5	138,7	163,4	118,9	145,4	129,1	137,9	116,5	123,9	111,2	x
Q. 3	116,6	124,1	182,6	100,9	154,6	138,1	125,1	110,4	111,5	119,5	x
Q. 4	131,2	133,9	202,2	115,2	151,0	142,0	133,7	121,7	135,6	121,5	x
1980 Q. 1	135,8	143,0	168,8	119,0	151,9	147,9	156,0	130,4	131,2	127,4	x
Q. 2	130,5	127,4	181,1	111,7	162,3	137,9	139,1	127,2	131,9	113,8	x
Q. 3	116,9	135,3	189,2	94,4	136,3	149,9	112,7	111,8	114,2	119,8	x
Q. 4	125,4	148,3	180,2	109,3	138,3	150,1	128,3	112,1	128,3	118,9	x
1981 Q. 1	125,2	160,8	168,5	113,9	142,3	159,5	140,1	114,4	120,8	120,7	x
Q. 2	128,4	145,5	205,0	112,1	149,4	145,3	131,8	116,4	132,6	112,5	x
Q. 3	124,0	146,3	224,8	109,7	139,7	162,3	122,1	111,4	124,5	126,8	x
Q. 4	135,9	155,7	200,3	123,2	121,3	136,9	139,3	122,7	142,3	129,2	x
Index of Average Value											
1977 ....	101,0	99,5	99,0	97,2	93,3	114,0	97,8	99,6	102,7	105,6	x
1978 ....	101,0	98,7	98,0	94,0	90,1	99,6	93,1	98,8	105,2	107,3	x
1979 ....	105,0	99,5	94,1	106,3	99,1	99,1	104,1	103,5	106,4	110,2	x
1980 ....	112,8	107,9	100,9	111,4	127,9	89,5	108,2	112,0	112,4	117,4	x
1981 ....	120,4	113,2	113,3	113,8	165,2	99,7	121,3	115,2	119,1	121,6	x
1977 Q. 1	101,1	97,1	99,8	101,1	98,8	108,0	99,4	100,5	101,8	105,0	x
Q. 2	101,8	103,4	100,5	99,4	95,2	123,4	99,0	100,2	103,2	104,8	x
Q. 3	101,0	100,7	100,1	95,7	91,6	120,7	97,0	99,1	102,7	106,3	x
Q. 4	100,2	97,0	95,9	92,2	89,6	104,4	95,5	98,5	102,9	106,3	x
1978 Q. 1	99,7	100,4	94,4	93,6	92,1	95,4	94,5	97,2	102,1	107,8	x
Q. 2	100,6	99,8	100,4	92,4	89,6	103,8	92,8	98,7	104,5	107,1	x
Q. 3	101,8	99,4	98,7	94,1	87,2	102,7	93,5	100,1	106,4	108,6	x
Q. 4	101,7	95,6	97,6	95,7	91,5	97,0	91,8	99,2	107,7	105,8	x
1979 Q. 1	102,6	95,7	98,3	101,9	94,7	96,5	95,7	100,6	106,3	110,2	x
Q. 2	105,0	99,9	100,7	107,0	96,7	101,1	102,4	102,2	108,3	107,7	x
Q. 3	105,6	101,9	96,4	106,7	100,4	100,9	109,6	104,7	104,8	110,8	x
Q. 4	106,6	101,2	84,2	109,7	104,5	98,0	109,2	106,1	106,0	111,8	x
1980 Q. 1	111,2	104,9	95,0	115,8	117,4	92,6	108,0	113,0	110,2	116,4	x
Q. 2	112,3	107,1	102,0	114,7	126,1	91,0	110,2	110,9	112,0	116,3	x
Q. 3	113,2	108,7	100,7	107,7	131,6	86,2	108,2	111,4	112,1	118,3	x
Q. 4	114,6	110,6	105,6	106,4	137,8	88,4	106,5	112,7	115,5	118,7	x
1981 Q. 1	118,1	109,2	110,3	112,5	151,6	92,6	117,7	112,5	117,7	122,5	x
Q. 2	119,9	114,3	112,7	111,5	163,4	97,8	122,3	114,4	118,2	120,3	x
Q. 3	121,7	114,4	112,8	115,4	171,1	104,5	125,5	116,2	118,6	122,6	x
Q. 4	122,0	115,1	117,0	115,5	176,8	104,3	120,4	117,7	121,4	121,0	x

See footnote on page 14.

## 2 Index of Current Value, Volume and Average Value of Imports and Exports

(Special Trade) by Sections of the SITC - Rev. II

1976 = 100

## 2.3 Other Countries

Year Quarter	Imports											
	Total	Section									Commodities and trans- actions not classified acc. to kind 1)	
		0  Food and live animals	1  Beverages and tobacco	2  Crude materials, inedible	3  Mineral fuels, lubricants etc.	4  Animal and vegetable oils and fats	5  Chemicals	6  Manufactured goods classified chiefly by material	7  Machinery and transport equipment	8  Miscella- neous manufactured articles		
Index of Current Value												
1977 ....	105,9	121,8	101,5	99,2	97,7	129,7	113,7	107,0	115,9	110,2	x	
1978 ....	107,7	109,8	113,5	91,0	92,2	120,7	130,9	110,4	136,7	122,3	x	
1979 ....	131,0	113,7	114,8	106,8	130,6	148,5	160,1	132,4	153,7	143,3	x	
1980 ....	159,9	123,4	126,9	123,0	180,1	133,2	166,6	157,1	187,0	172,0	x	
1981 ....	171,5	135,3	141,3	120,0	201,1	158,2	196,7	150,1	224,5	189,4	x	
1977 Q. 1	104,6	123,9	104,5	99,6	96,1	113,9	114,2	110,6	104,5	114,7	x	
Q. 2	104,2	125,0	97,0	103,7	93,7	153,9	106,0	108,1	116,6	98,7	x	
Q. 3	104,2	111,6	91,6	96,4	97,4	136,7	110,3	104,4	115,1	114,1	x	
Q. 4	110,4	126,8	112,9	96,9	103,5	114,2	124,1	104,7	127,2	113,4	x	
1978 Q. 1	103,0	113,1	108,9	89,9	90,6	111,6	129,0	107,3	115,4	116,9	x	
Q. 2	107,2	111,6	105,6	93,9	87,4	104,7	126,2	115,4	144,2	113,0	x	
Q. 3	104,5	101,0	112,8	86,3	93,7	130,5	117,0	104,2	127,6	129,8	x	
Q. 4	116,0	113,4	126,6	93,7	97,1	135,8	151,6	114,5	159,6	129,6	x	
1979 Q. 1	115,5	108,1	116,5	94,5	96,5	125,5	156,8	123,6	147,6	137,5	x	
Q. 2	125,8	107,2	113,7	105,3	123,2	163,2	157,8	134,8	149,6	131,8	x	
Q. 3	133,3	107,2	111,5	108,9	146,4	138,6	149,4	130,2	145,5	152,8	x	
Q. 4	149,4	132,3	117,5	118,4	156,3	166,6	176,3	141,1	172,1	151,3	x	
1980 Q. 1	160,3	127,0	107,9	125,3	177,4	139,6	163,4	164,8	169,4	168,2	x	
Q. 2	157,5	117,0	118,2	128,8	181,1	128,5	169,9	159,8	187,3	158,8	x	
Q. 3	155,2	113,1	145,8	120,0	169,7	132,6	158,5	154,1	182,0	180,7	x	
Q. 4	166,4	136,7	135,5	118,0	192,1	132,1	174,5	149,8	209,2	180,3	x	
1981 Q. 1	169,8	138,5	137,5	117,1	196,5	151,1	201,7	151,2	214,9	196,1	x	
Q. 2	169,5	132,0	135,9	125,4	201,1	158,1	189,6	150,8	226,5	172,3	x	
Q. 3	173,0	117,7	133,2	119,7	214,2	171,9	183,1	146,9	221,8	204,2	x	
Q. 4	173,4	152,8	158,5	117,7	192,5	151,7	212,3	151,4	234,8	184,8	x	
Index of Volume												
1977 ....	103,3	102,9	100,5	95,8	98,2	111,3	117,7	106,9	116,8	107,4	x	
1978 ....	110,5	105,7	112,8	102,6	99,6	116,6	136,2	112,6	136,1	119,6	x	
1979 ....	122,5	111,9	123,8	111,9	105,0	127,3	159,7	126,3	157,2	137,0	x	
1980 ....	127,3	112,8	134,1	114,0	94,3	127,7	155,3	135,2	185,7	154,7	x	
1981 ....	119,0	115,3	130,3	98,6	77,0	134,7	163,6	121,7	193,8	149,5	x	
1977 Q. 1	101,0	107,5	105,0	94,3	94,6	103,2	114,6	109,3	105,2	110,7	x	
Q. 2	99,7	100,2	96,7	95,6	93,1	128,6	110,8	106,5	117,2	95,3	x	
Q. 3	101,9	92,5	91,1	93,3	98,0	111,0	117,9	105,1	115,4	112,4	x	
Q. 4	110,4	111,3	109,0	100,1	107,1	102,6	127,4	106,6	129,4	111,4	x	
1978 Q. 1	104,8	102,1	108,9	98,0	95,8	115,8	135,2	110,6	116,8	113,9	x	
Q. 2	109,5	102,7	106,4	105,3	93,1	105,9	131,6	118,9	142,5	111,5	x	
Q. 3	107,0	101,6	113,3	97,5	101,6	116,8	119,5	105,6	124,6	125,6	x	
Q. 4	120,9	116,3	122,7	109,8	108,1	128,1	158,6	115,4	160,3	127,2	x	
1979 Q. 1	117,5	111,5	126,7	103,9	100,0	116,2	160,5	122,8	151,3	132,6	x	
Q. 2	119,5	105,9	123,4	110,9	105,6	140,3	156,7	128,9	151,2	123,6	x	
Q. 3	120,8	105,7	120,6	112,5	106,9	112,6	147,5	123,4	147,5	146,1	x	
Q. 4	132,0	124,7	124,7	120,2	107,6	139,9	174,1	130,0	179,0	145,8	x	
1980 Q. 1	129,5	115,1	117,1	118,8	100,0	126,8	155,0	142,9	178,0	152,7	x	
Q. 2	126,8	105,6	124,8	118,2	96,2	119,9	158,1	139,7	186,9	142,4	x	
Q. 3	124,9	104,7	153,2	112,7	88,3	131,3	149,3	134,0	179,4	165,4	x	
Q. 4	127,9	125,6	141,3	106,4	92,8	132,9	158,8	124,2	198,5	158,5	x	
1981 Q. 1	121,6	119,2	131,9	98,1	80,0	139,3	176,4	126,2	190,5	157,2	x	
Q. 2	118,0	109,1	128,3	103,6	77,1	132,9	162,2	122,7	198,1	134,6	x	
Q. 3	115,0	98,2	123,2	94,3	78,0	133,3	146,9	116,1	187,2	156,2	x	
Q. 4	121,5	134,7	137,7	98,4	73,0	133,3	168,9	121,7	199,4	150,0	x	
Index of Average Value												
1977 ....	102,5	118,5	101,0	103,5	99,5	116,5	96,6	100,1	99,2	102,6	x	
1978 ....	97,4	103,9	100,6	88,6	92,5	103,4	96,1	98,0	100,5	102,3	x	
1979 ....	107,0	101,6	92,7	95,5	124,4	116,7	100,2	104,9	97,7	104,6	x	
1980 ....	125,6	109,5	94,6	107,9	190,9	104,3	107,3	116,2	100,7	111,2	x	
1981 ....	144,0	117,3	108,5	121,7	261,0	117,4	120,2	123,3	115,8	126,7	x	
1977 Q. 1	103,6	115,3	99,6	105,6	101,6	110,4	99,6	101,2	99,4	103,7	x	
Q. 2	104,5	124,8	100,3	108,5	100,7	119,6	95,7	101,5	99,5	103,6	x	
Q. 3	102,3	120,7	100,5	103,4	99,3	123,2	93,6	99,3	99,7	101,5	x	
Q. 4	100,0	114,0	103,5	96,8	96,7	111,3	97,5	98,2	98,3	101,8	x	
1978 Q. 1	98,4	110,8	100,0	91,8	94,5	96,4	95,4	97,0	98,7	102,6	x	
Q. 2	97,9	108,6	99,2	89,2	93,9	98,9	95,9	97,0	101,2	101,4	x	
Q. 3	97,6	99,4	99,6	88,6	92,3	111,7	97,9	98,7	102,4	103,3	x	
Q. 4	96,0	97,5	103,2	85,3	89,8	106,0	95,6	99,3	99,6	101,9	x	
1979 Q. 1	98,3	97,0	92,0	90,9	96,6	108,0	97,7	100,7	97,6	103,7	x	
Q. 2	105,3	101,3	92,2	95,0	116,7	116,3	100,7	104,6	99,0	106,6	x	
Q. 3	110,3	101,5	92,4	96,9	136,9	123,1	101,3	105,5	98,6	104,6	x	
Q. 4	113,1	106,1	94,3	98,5	145,2	119,1	101,3	108,5	96,2	103,8	x	
1980 Q. 1	123,8	110,3	92,2	105,5	177,5	110,1	105,4	115,3	95,1	110,2	x	
Q. 2	124,2	110,8	94,7	109,0	188,3	107,2	107,5	114,3	100,2	111,5	x	
Q. 3	124,3	108,0	95,2	106,5	192,1	101,0	106,1	115,0	101,5	109,2	x	
Q. 4	130,1	108,8	95,9	110,9	207,1	99,4	109,9	120,6	105,4	113,8	x	
1981 Q. 1	139,6	116,2	104,3	119,4	245,6	108,5	114,3	119,8	112,8	124,8	x	
Q. 2	143,7	121,0	106,0	121,0	260,6	118,9	116,9	122,9	114,3	128,0	x	
Q. 3	150,4	119,8	108,1	126,9	274,5	129,0	124,7	126,5	118,4	130,7	x	
Q. 4	142,8	113,5	115,1	119,7	263,8	113,8	125,7	124,3	117,8	123,2	x	

See footnote on page 14.

2 Index of Current Value, Volume and Average Value of Imports and Exports  
(Special Trade) by Sections of the SITC - Rev. II

1976 = 100  
2.3 Other Countries

Year Quarter	Exports										
	Total	Section									
		0 Food and live animals	1 Beverages and tobacco	2 Crude materials, inedible	3 Mineral fuels, lubricants etc.	4 Animal and vegetable oils and fats	5 Chemicals	6 Manufactured goods classified chiefly by material	7 Machinery and transport equipment	8 Miscella- neous manufactured articles	9 Commodities and trans- actions not classified acc. to kind 1)
Index of Current Value											
1977 ....	108,2	121,6	139,0	97,0	97,5	136,1	106,0	106,4	108,1	111,6	x
1978 ....	110,8	123,4	125,1	88,7	112,4	124,9	108,7	115,8	107,9	116,6	x
1979 ....	116,8	147,2	124,5	107,0	131,9	124,0	126,7	125,6	107,7	126,5	x
1980 ....	130,7	205,9	129,9	130,6	160,5	140,6	139,2	136,3	119,2	143,8	x
1981 ....	154,7	297,8	166,3	150,9	196,1	158,3	156,7	159,6	141,1	166,5	x
1977 Q. 1	101,4	120,8	135,5	97,1	85,4	112,0	105,1	98,5	101,3	103,8	x
Q. 2	106,4	122,8	135,6	104,3	99,5	132,1	107,6	105,4	105,3	104,5	x
Q. 3	106,1	112,6	166,7	91,0	101,4	173,3	106,6	106,8	102,8	115,1	x
Q. 4	119,1	130,3	118,4	95,5	103,7	127,2	104,6	114,8	123,1	122,9	x
1978 Q. 1	103,4	118,6	107,9	85,2	96,0	117,1	103,1	103,3	102,7	109,1	x
Q. 2	111,4	139,8	139,3	93,1	116,4	139,2	112,1	116,8	107,3	113,6	x
Q. 3	108,8	114,9	132,9	83,6	119,5	125,3	110,8	117,1	102,6	119,7	x
Q. 4	119,6	120,2	120,4	93,0	117,7	118,0	108,6	126,1	118,9	123,9	x
1979 Q. 1	109,1	144,2	97,2	93,5	120,1	122,3	118,2	113,2	102,5	120,4	x
Q. 2	115,7	137,6	145,0	108,4	127,9	110,8	125,1	124,2	107,7	117,0	x
Q. 3	115,5	133,3	140,1	107,6	142,7	134,1	132,3	130,0	102,3	129,3	x
Q. 4	126,8	173,7	115,6	118,4	136,9	128,8	131,1	134,8	118,3	139,5	x
1980 Q. 1	127,8	187,4	105,2	129,6	152,2	131,7	144,2	131,8	116,5	137,3	x
Q. 2	127,8	219,4	130,1	126,2	154,2	139,4	139,3	132,3	116,8	133,1	x
Q. 3	126,6	202,8	150,6	127,2	162,6	138,4	135,4	135,6	112,9	145,8	x
Q. 4	140,5	213,9	133,5	139,4	173,1	152,8	138,0	145,6	130,5	158,9	x
1981 Q. 1	137,2	303,8	125,4	147,5	176,9	159,0	153,3	141,2	120,1	152,0	x
Q. 2	149,3	344,1	169,8	152,3	212,0	165,3	158,0	150,0	134,6	151,5	x
Q. 3	156,6	269,8	196,0	151,5	211,8	164,8	162,2	170,0	138,2	171,7	x
Q. 4	175,7	273,6	174,2	152,5	183,7	144,0	153,2	177,1	171,7	191,0	x
Index of Volume											
1977 ....	106,9	128,7	133,2	96,9	102,8	119,9	108,2	111,3	104,0	106,7	x
1978 ....	109,4	140,5	130,3	93,4	133,3	130,8	116,6	122,7	100,6	110,6	x
1979 ....	112,8	188,4	136,0	98,5	128,2	127,8	127,0	124,5	101,2	117,8	x
1980 ....	118,6	215,0	130,0	111,1	105,3	136,9	139,6	126,8	106,5	124,6	x
1981 ....	129,5	259,7	147,3	121,8	102,1	148,2	132,3	141,5	118,1	137,1	x
1977 Q. 1	99,4	119,9	131,1	93,7	85,8	105,4	105,9	101,1	97,3	99,9	x
Q. 2	105,0	127,3	135,9	101,8	102,8	112,8	109,3	106,8	102,4	100,4	x
Q. 3	105,9	122,0	153,5	94,7	109,5	143,5	109,0	115,5	99,1	110,5	x
Q. 4	117,4	145,8	112,2	97,2	112,9	118,1	108,6	121,8	117,0	116,1	x
1978 Q. 1	102,4	129,6	116,5	87,1	108,0	123,9	110,2	110,5	96,9	102,4	x
Q. 2	110,6	157,7	140,4	99,0	142,6	149,4	119,8	125,5	100,1	108,9	x
Q. 3	108,0	129,3	138,2	90,1	143,1	127,6	119,0	123,4	96,7	114,0	x
Q. 4	116,5	145,2	125,9	97,4	139,4	122,2	117,6	131,2	108,9	117,1	x
1979 Q. 1	106,8	186,6	101,7	88,9	131,7	134,6	126,0	115,0	95,6	110,6	x
Q. 2	114,0	184,7	155,1	102,5	131,3	110,3	129,1	124,5	103,1	111,3	x
Q. 3	111,3	178,3	148,8	97,2	135,9	134,1	128,7	128,4	96,5	121,1	x
Q. 4	119,2	204,2	138,6	105,4	114,0	132,3	124,0	130,1	109,7	128,1	x
1980 Q. 1	119,2	216,5	107,2	115,0	111,6	127,9	149,1	123,0	107,4	122,4	x
Q. 2	117,5	233,6	125,2	105,2	102,8	135,9	140,5	123,5	106,3	116,2	x
Q. 3	114,2	200,7	157,8	107,9	103,1	133,1	133,7	126,9	99,9	127,7	x
Q. 4	123,2	209,2	129,9	116,1	103,8	150,6	135,0	133,6	112,4	132,3	x
1981 Q. 1	118,3	268,7	114,7	122,4	102,1	153,9	133,4	130,9	103,5	123,4	x
Q. 2	126,6	288,8	151,5	122,9	112,8	152,4	134,9	135,8	114,3	128,4	x
Q. 3	129,6	228,1	169,8	119,8	102,1	151,6	133,6	148,4	115,1	143,0	x
Q. 4	143,5	253,2	153,3	122,1	91,5	134,7	127,3	150,8	139,5	153,7	x
Index of Average Value											
1977 ....	101,2	94,5	104,4	100,1	94,9	113,5	97,9	95,5	104,0	104,5	x
1978 ....	101,3	87,8	96,0	95,0	84,3	95,5	93,2	94,4	107,2	105,4	x
1979 ....	103,5	78,1	91,5	108,6	102,8	97,0	99,8	100,8	106,4	107,4	x
1980 ....	110,3	95,8	99,9	117,6	152,4	102,7	99,7	107,6	111,9	115,4	x
1981 ....	119,4	114,7	112,9	123,9	192,0	106,8	118,4	112,8	119,5	121,4	x
1977 Q. 1	102,0	100,7	103,3	103,7	99,6	106,3	99,3	97,4	104,1	103,9	x
Q. 2	101,3	96,5	99,8	102,4	96,7	117,1	98,4	98,6	102,8	104,0	x
Q. 3	100,2	92,3	108,6	96,1	92,6	120,8	97,9	92,4	103,7	104,1	x
Q. 4	101,4	89,4	105,5	98,2	91,9	107,7	96,3	94,3	105,2	105,8	x
1978 Q. 1	100,9	91,5	92,6	97,8	88,9	94,5	93,5	93,5	106,0	106,5	x
Q. 2	100,7	88,6	99,2	94,0	81,6	93,2	93,6	93,0	107,2	104,3	x
Q. 3	100,7	88,9	96,2	92,8	83,5	98,2	93,1	94,9	106,1	105,0	x
Q. 4	102,6	82,8	95,6	95,6	84,5	96,6	92,4	96,1	109,2	105,9	x
1979 Q. 1	102,2	77,3	95,6	105,1	91,2	90,8	93,8	98,5	107,3	108,9	x
Q. 2	101,5	74,5	93,5	105,8	97,4	100,4	96,9	99,7	104,5	105,1	x
Q. 3	103,8	74,8	94,1	110,8	104,9	100,0	102,8	101,2	106,0	106,7	x
Q. 4	106,4	85,1	83,4	112,3	120,1	97,3	105,7	103,6	107,8	108,9	x
1980 Q. 1	107,2	86,5	98,2	112,7	136,4	102,9	96,7	107,2	108,4	112,2	x
Q. 2	108,8	93,9	103,9	120,0	150,0	102,6	99,1	107,2	109,9	114,6	x
Q. 3	110,9	101,0	95,4	117,9	157,7	103,9	101,3	106,9	113,1	114,2	x
Q. 4	114,0	102,3	102,7	120,0	166,9	101,5	102,2	109,0	116,1	120,1	x
1981 Q. 1	116,0	113,1	109,4	120,5	173,2	103,3	114,9	107,9	116,0	123,2	x
Q. 2	117,9	119,1	112,0	123,9	188,0	108,5	117,1	110,5	117,8	118,0	x
Q. 3	120,8	118,3	115,4	126,5	207,4	108,7	121,5	114,6	120,1	120,0	x
Q. 4	122,4	108,0	113,6	124,9	200,8	106,9	120,4	117,4	123,1	124,2	x

See footnote on page 14.



## 3 IMPORTS AND EXPORTS (SPECIAL TRADE) BY SECTIONS AND DIVISIONS OF THE SITC-REV. II

## 3.1 IMPORTS

SECT AND DIV	DESCRIPTION	1981 DT = 100 KG	1980	1981 1 000 DM	1980	1981 1 000 \$	1980
0	FOOD & LIVE ANIMALS CHIEFLY FOR FOOD .....	270999661	269649440	36584944	33255232	16249819	18308965
00	LIVE ANIMALS CHIEFLY FOR FOOD .....	1960573	1943168	660515	630456	291757	347812
01	MEAT & MEAT PREPARATIONS .....	10238589	10386608	5296978	4873315	2345257	2680422
02	DAIRY PRODUCTS & BIRDS EGGS .....	9425039	8398069	3634384	2992287	1610829	1646867
03	FISH, CRUSTACEANS & MOLLUSCS, & PREPARATIONS THEREOF .....	3707945	4034307	1451296	1462497	646803	802258
04	CEREALS & CEREAL PREPARATIONS .....	54274198	54171501	3291287	2866575	1464783	1578352
05	VEGETABLES & FRUIT .....	101004272	97931800	12009610	10739726	5329763	5914292
06	SUGAR, SUGAR PREPARATIONS & HONEY .....	8086640	9429639	800626	766862	355646	422198
07	COFFEE, TEA, COCOA, SPICES, & MANUFACTURES THEREOF .....	9060640	8517026	5332069	5430787	2375485	2994810
08	FEEDING STUFF FOR ANIMALS (EXCL UNMILLED CEREALS) .....	71285811	72883867	3553373	3000491	1583004	1650726
09	MISCELLANEOUS EDIBLE PRODUCTS & PREPARATIONS .....	1955954	1953455	554806	492236	246492	271228
1	BEVERAGES & TOBACCO .....	17266558	16200453	3802502	3405479	1693403	1872379
11	BEVERAGES .....	15427938	14423119	2448902	2215761	1095674	1215991
12	TOBACCO & TOBACCO MANUFACTURES .....	1838620	1777334	1353600	1189718	597729	656388
2	CRUDE MATERIALS, INEDIBLE, EXCEPT FUELS .....	962975277	1072225308	26326925	26505700	11696894	14601074
21	HIDES, SKINS & FURSKINS, RAW .....	882822	986867	999586	1221799	452776	675374
22	OIL SEEDS & OLEAGINOUS FRUIT .....	47934367	56203884	3675974	3230303	1635442	1771518
23	CRUDE RUBBER (INCL SYNTHETIC & RECLAIMED) .....	4327449	4593456	1189686	1168951	529609	644984
24	CORK & WOOD .....	52053566	61235318	2882924	3519403	1279618	1941976
25	PULP & WASTE PAPER .....	28993236	29657063	3055511	2427095	1349369	1338102
26	TEXTILE FIBRES (EXCL WOOL TOPS) & THEIR WASTES .....	5565587	6285078	2136663	2060893	935519	1133554
27	CRUDE FERTILIZER, MINERALS, EXCL COAL, PETROLEUM & PREC STONES .....	274819550	305282324	1972205	2020072	873039	1111187
28	METALLIFEROUS ORES & METAL SCRAP .....	542150915	601653514	7225693	7806020	3198194	4306898
29	CRUDE ANIMAL & VEGETABLE MATERIALS, NES .....	6251385	6327804	3188683	3051164	1425328	1677481
3	MINERAL FUELS, LUBRICANTS & RELATED MATERIALS .....	1653562377	1858835259	89776331	76236033	39840979	41947979
32	COAL, COKE & BRIQUETTES .....	140869294	124238786	1970516	1332408	873646	729939
33	PETROLEUM, PETROLEUM PRODUCTS & RELATED MATERIALS .....	1127506141	1330469620	71852299	63855879	31846341	35158250
34	GAS, NATURAL & MANUFACTURED .....	385186942	404126853	14813040	10147196	6613557	5553945
35	ELECTRIC CURRENT (4) .....	-	-	1140476	920550	505435	505845
4	ANIMAL & VEGETABLE OILS, FATS & WAXES .....	13907664	12792567	1726016	1443869	764313	795896
41	ANIMAL OILS & FATS .....	3872779	3610431	351301	326683	173175	180383
42	FIXED VEGETABLE OILS & FATS .....	7414862	6868664	1031786	866002	456820	477096
43	ANIMAL & VEGETABLE OILS & FATS, PROCESSED, & WAXES .....	2620023	2313472	302929	251184	134318	138417
5	CHEMICALS & RELATED PRODUCTS, NES .....	144058299	139963184	27468950	24161225	12200965	13313531
51	ORGANIC CHEMICALS .....	44813017	41191125	8300811	6740985	3677488	3714783
52	INORGANIC CHEMICALS .....	21588352	22151683	3710072	3188738	1562681	1752062
53	DYEING, TANNING & COLOURING MATERIALS .....	2288466	2363092	1115278	1031414	494710	569335
54	MEDICINAL & PHARMACEUTICAL PRODUCTS .....	439962	402729	2657005	2340169	1183619	1202554
55	ESSENTIAL OILS, PERFUME, TOILET, CLEANSING, ETC PREPS .....	2495982	2237824	1300195	1172661	578225	646198
56	FERTILIZERS, MANUFACTURED .....	35980577	34759332	1084555	899314	483243	493938
57	EXPLOSIVES & PYROTECHNIC PRODUCTS .....	101988	116766	73597	68057	32569	37415
58	ARTIFICIAL RESINS & PLASTIC MATERIALS ETC .....	25306838	25903263	6835892	6535751	3035984	3605081
59	CHEMICAL MATERIALS & PRODUCTS, NES .....	11043207	10837370	2391545	2184136	1064446	1204165
6	MANUFACTURED GOODS CLASSIFIED CHIEFLY BY MATERIAL .....	285576267	302307417	59201113	61006204	26310191	33645737
60	COMPLETE INDUSTRIAL PLANT, CHAP 62, 68 TO 70, 73, 76, 82 .....	-	-	-	-	-	-
61	LEATHER, LEATHER MANUFACTURES, NES & DRESSED FURSKINS .....	460017	492333	1734713	1834174	772034	1011037
62	RUBBER MANUFACTURES, NES .....	4378164	4432775	3011759	2714699	1338597	1495448
63	CORK & WOOD MANUFACTURES (EXCLUDING FURNITURE) .....	12870038	14121134	2226683	2273606	989277	1253442
64	PAPER, PAPERBOARD & ARTS OF PAPER PULP, PAPER PAPERBOARD .....	44054404	44912059	6760864	6157286	3001744	3395181
65	TEXTILE YARN, FABRICS, MADE-UP ARTS, NES & RELATED PROD .....	9573263	10600707	12220948	12672128	5445464	6987131
66	NON-METALLIC MINERAL MANUFACTURES, NES .....	63064925	67489166	5852512	5295864	2595895	3269482
67	IRON & STEEL .....	122908062	127413725	11975738	12190606	5320711	6732382
68	NON-FERROUS METALS .....	17877705	21235789	9219411	11032208	4091855	6090744
69	MANUFACTURES OF METAL, NES .....	10389689	11609729	6198485	6193033	2754614	3410690
7	MACHINERY & TRANSPORT EQUIPMENT .....	40636990	42039489	72591511	63715685	32235349	35040919
70	COMPLETE INDUSTRIAL PLANT, CHAP 84 TO 87 .....	-	-	-	-	-	-
71	POWER GENERATING MACHINERY & EQUIPMENT .....	2313041	2216805	4296158	3480518	1905288	1913216
72	MACHINERY SPECIALIZED FOR PARTICULAR INDUSTRIES .....	3952278	4761473	5323792	5638277	2364536	3105057
73	METALWORKING MACHINERY .....	1259446	1414859	2141192	2180732	949921	1196285
74	GENRL INDUSTRIAL MACHINERY & EQUIPT, NES & PARTS NES .....	5421079	6045730	8240450	7955386	3655735	4380238
75	OFFICE MACHINES & AUTOMATIC DATA PROCESSING EQUIPT .....	600394	578651	7861340	6522508	3481740	3580220
76	TELECOMMUNICATIONS & SOUND RECORDING, REPRO EQUIPT .....	1382507	1472154	6319948	5308675	2806378	2911665
77	ELECTRIC MACHINERY, APPARAT & APPLIANCES, NES & PARTS .....	6123302	6488852	12097953	11378110	5369415	6261649
78	ROAD VEHICLES (INCL AIR CUSHION VEHICLES) .....	16928110	16837729	15929292	15042275	7083870	8285962
79	OTHER TRANSPORT EQUIPMENT .....	2656833	2223236	10381386	6209204	4618466	3406627
8	MISCELLANEOUS MANUFACTURED ARTICLES .....	18200629	19273943	41349261	39462059	18359269	21749923
80	COMPLETE INDUSTRIAL PLANT, CHAP 90, 94 .....	-	-	-	-	-	-
81	SANITARY, PLUMBING, HEATING, LIGHTING FIXT & FITTINGS NES .....	1681114	1935205	811719	891135	360339	491283
82	FURNITURE & PARTS THEREOF .....	4347456	4460981	3142846	3065231	1400458	1683049
83	TRAVEL GOODS, HANDBAGS & SIMILAR CONTAINERS .....	318717	331603	834822	775530	371663	428548
84	ARTICLES OF APPAREL & CLOTHING ACCESSORIES .....	3338429	3505785	16108077	15083234	7144942	8326118
85	FOOTWEAR .....	1367702	1551155	3608136	3880211	1605319	2149748
87	PROFESSIONAL, SCIENTIFIC & CONTRL APPARATUS, NES .....	357142	403336	4087081	3657728	1811543	2011680
88	PHOTO APPARAT, OPTICAL GOODS, NES; WATCHES & CLOCKS .....	750589	763577	4259451	4024052	1891141	2210249
89	MISCELLANEOUS MANUFACTURED ARTICLES, NES .....	6039480	6322301	8497129	8084938	3773864	4449248
9	COMMODITIES & TRANSACTIONS NOT CLASSD ELSEWHERE .....	4791739	9214205	10351237	12188822	4585553	6724075
	TOTAL .....	3411975461	3742501265	369178790	341380308	163936735	188000478

1) SEE INTRODUCTION, CIPHER 2.3

## 3 IMPORTS AND EXPORTS (SPECIAL TRADE) BY SECTIONS AND DIVISIONS OF THE SITC-REV. II

## 3.2 EXPORTS

SECT AND DIV	DESCRIPTION	1981 DT = 100 KG	1980	1981 1 000 DM	1980	1981 1 000 \$	1980
0	FOOD & LIVE ANIMALS CHIEFLY FOR FOOD .....	128180009	112189781	18914699	15041424	8413986	8278266
00	LIVE ANIMALS CHIEFLY FOR FOOD .....	1491170	1409577	783575	586989	348490	322485
01	MEAT & MEAT PREPARATIONS .....	5341862	4797893	2837525	2157102	1255889	1186153
02	DAIRY PRODUCTS & BIRDS EGGS .....	27454215	25459510	5277497	4444350	2356868	2444958
03	FISH, CRUSTACEANS & MOLLUSCS, & PREPARATIONS THEREOF .....	1218171	1263274	491822	466135	218753	256247
04	CEREALS & CEREAL PREPARATIONS .....	27304028	26873561	1932859	1692921	855229	935455
05	VEGETABLES & FRUIT .....	7800339	6475044	1315544	1038897	586240	571783
06	SUGAR, SUGAR PREPARATIONS & HONEY .....	13541219	10349001	1765306	1105305	785525	608632
07	COFFEE, TEA, COCOA, SPICES, & MANUFACTURES THEREOF .....	1975206	1643371	1568071	1385953	695930	764292
08	FEEDING STUFF FOR ANIMALS (EXCL UNMILLED CEREALS) .....	38825718	31049766	2085446	1461966	930921	801780
09	MISCELLANEOUS EDIBLE PRODUCTS & PREPARATIONS .....	3028081	2868784	857054	701806	380341	386481
1	BEVERAGES & TOBACCO .....	65056543	64987882	2260078	1795359	995565	988444
11	BEVERAGES .....	64473277	64471936	1395571	1114864	614459	613631
12	TOBACCO & TOBACCO MANUFACTURES .....	583266	515946	864507	680495	381106	374813
2	CRUDE MATERIALS, INEDIBLE, EXCEPT FUELS .....	393803370	410113839	7975405	7179220	3541937	3953849
21	HIDES, SKINS & FURSKINS, RAW .....	1297590	1108935	369016	323717	165158	178398
22	OIL SEEDS & OLEAGINOUS FRUIT .....	684751	572848	84853	56179	38482	31290
23	CRUDE RUBBER (INCL SYNTHETIC & RECLAIMED) .....	3085315	2850631	742188	625087	329664	344683
24	CORK & WOOD .....	28463594	29901676	778799	775223	344876	426961
25	PULP & WASTE PAPER .....	7177037	6506996	246608	244883	109802	134992
26	TEXTILE FIBRES (EXCL WOOL TOPS) & THEIR WASTES .....	6256669	5717050	1935782	1584337	859299	871993
27	CRUDE FERTILIZER, MINERALS, EXC COAL, PETROLEUM & PREC STONES .....	301755154	321782758	1084368	977021	480206	537764
28	METALLIFEROUS ORES & METAL SCRAP .....	43156673	39838964	1894920	1894103	838673	1044389
29	CRUDE ANIMAL & VEGETABLE MATERIALS, NES .....	1926587	1833981	838871	698670	375777	383379
3	MINERAL FUELS, LUBRICANTS & RELATED MATERIALS .....	369458622	395600075	16080182	13224881	7118547	7277519
32	COAL, COKE & BRIQUETTES .....	190024386	213105369	4800970	4410997	2126116	2436867
33	PETROLEUM, PETROLEUM PRODUCTS & RELATED MATERIALS .....	93951466	97504031	6721689	5487560	2963288	3015298
34	GAS, NATURAL & MANUFACTURED .....	85482770	84990675	3880786	2724336	1720405	1495173
35	ELECTRIC CURRENT A) .....	-	-	676737	601988	308738	330181
4	ANIMAL & VEGETABLE OILS, FATS & WAXES .....	12877880	12016635	1755732	1540904	779252	848232
41	ANIMAL OILS & FATS .....	1670985	1506084	164502	138608	72819	76436
42	FIXED VEGETABLE OILS & FATS .....	6908492	6559736	971161	844078	431093	464645
43	ANIMAL & VEGETABLE OILS & FATS, PROCESSED, & WAXES .....	4298403	3950815	620069	558218	275340	307151
5	CHEMICALS & RELATED PRODUCTS, NES .....	225719725	226350316	49454203	44127442	21965905	24317822
51	ORGANIC CHEMICALS .....	49205668	49247154	12963032	11241717	5757899	6195873
52	INORGANIC CHEMICALS .....	55921025	53660111	4438428	4000549	1971659	2204569
53	DYEING, TANNING & COLOURING MATERIALS .....	9438007	8901784	5051759	4459911	2238131	2458673
54	MEDICINAL & PHARMACEUTICAL PRODUCTS .....	949124	890338	4770410	4125613	2115547	2271991
55	ESSENTIAL OILS, PERFUME, TOILET, CLEANSING, ETC PREPS .....	6099906	6000240	2312115	2097941	1025545	1156143
56	FERTILIZERS, MANUFACTURED .....	43546736	46617311	1305575	1145951	581209	629679
57	EXPLOSIVES & PYROTECHNIC PRODUCTS .....	149151	130884	145751	111399	64669	61284
58	ARTIFICIAL RESINS & PLASTIC MATERIALS ETC .....	37832002	37278475	12107214	11239641	5377588	6195067
59	CHEMICAL MATERIALS & PRODUCTS, NES .....	22578106	23624019	6359919	5705620	2833658	3144543
6	MANUFACTURED GOODS CLASSIFIED CHIEFLY BY MATERIAL .....	356146028	347439423	76934372	71181658	34109988	39221063
60	COMPLETE INDUSTRIAL PLANT, CHAP 62, 68 TO 70, 73, 76, 82 .....	1134742	569685	843073	485604	372346	263259
61	LEATHER, LEATHER MANUFACTURES, NES & DRESSED FURSKINS .....	423405	409468	1599116	1490925	708369	821222
62	RUBBER MANUFACTURES, NES .....	4581127	4744652	3366491	3068491	1494649	1690103
63	CORK & WOOD MANUFACTURES (EXCLUDING FURNITURE) .....	7653076	7637690	1374735	1296573	610250	714170
64	PAPER, PAPERBOARD & ARTS OF PAPER PULP, PAPER PAPERBOARD .....	26755759	23421343	6091995	4994387	2697565	2751109
65	TEXTILE YARN, FABRICS, MADE-UP ARTS, NES & RELTD PROD .....	9464905	9046324	12680091	11535031	5629905	6351609
66	NON-METALLIC MINERAL MANUFACTURES, NES .....	69114314	66988573	6857222	6423126	3039051	3538517
67	IRON & STEEL .....	205496544	204806033	23350401	20942455	10340293	11551283
68	NON-FERROUS METALS .....	14059966	13380199	7862727	8894343	3489486	4905462
69	MANUFACTURES OF METAL, NES .....	17462190	16435456	12908521	12050795	5728074	6634329
7	MACHINERY & TRANSPORT EQUIPMENT .....	108219786	99923410	177513226	155254321	78717308	85413722
70	COMPLETE INDUSTRIAL PLANT, CHAP 84 TO 87 .....	1721784	1511439	3772650	3152218	1670597	1738747
71	POWER GENERATING MACHINERY & EQUIPMENT .....	5331405	5230190	10536036	9633901	4665419	5303707
72	MACHINERY SPECIALIZED FOR PARTICULAR INDUSTRIES .....	14894495	14536724	24799264	22481104	11001107	12361108
73	METALWORKING MACHINERY .....	3769492	4120068	7846206	7326914	3470835	4028269
74	GENRL INDUSTRIAL MACHINERY & EQUIPT, NES & PARTS NES .....	12857898	12387931	25300854	23328066	11224523	12840228
75	OFFICE MACHINES & AUTOMATIC DATA PROCESSING EQUIPT .....	618717	616327	7137178	6149960	3164838	3373769
76	TELECOMMUNICATIONS & SOUND RECORDING, REPRO EQUIPT .....	1432679	1425614	7703125	7039826	3421465	3872878
77	ELECTRIC MACHNRY, APPARAT & APPLIANCES, NES & PARTS .....	10755510	10572082	20787438	19506231	9219694	10741750
78	ROAD VEHICLES (INCL AIR CUSHION VEHICLES) .....	47873318	43402271	58669315	49663173	26020793	27330246
79	OTHER TRANSPORT EQUIPMENT .....	8964488	6120764	10961160	6972928	4858037	3823020
8	MISCELLANEOUS MANUFACTURED ARTICLES .....	18951645	18480984	36113980	32643673	16021974	17970159
80	COMPLETE INDUSTRIAL PLANT, CHAP 90, 94 .....	19503	26025	84391	108977	38184	60432
81	SANITARY, PLUMBING, HEATING, LGHTNG FIXT & FITTINGS NES .....	1214287	1395590	1132958	1122244	503133	618358
82	FURNITURE & PARTS THEREOF .....	6103726	5988405	3979845	3700799	1769220	2037425
83	TRAVEL GOODS, HANDBAGS & SIMILAR CONTAINERS .....	84172	87463	295325	272718	130733	150127
84	ARTICLES OF APPAREL & CLOTHING ACCESSORIES .....	724544	698097	5636655	5217007	2500775	2881987
85	FOOTWEAR .....	180980	177609	800366	766458	354607	423627
87	PROFESSIONAL, SCIENTIFIC & CONTRL APPARATUS, NES .....	655095	629841	7573540	6532339	3364667	3585069
88	PHOTO APPARAT, OPTICAL GOODS, NES, WATCHES & CLOCKS .....	1016078	959696	4792224	4402010	2124265	2421581
89	MISCELLANEOUS MANUFACTURED ARTICLES, NES .....	8953260	8518258	11818676	10521030	5236390	5791553
9	COMMODITIES & TRANSACTIONS NOT CLASSD ELSEWHERE 2) .....	6637485	5483224	9896471	8338858	4377881	4590637
	TOTAL .....	1685051093	1692585569	396898348	350327740	176042343	192859713

1) SEE INTRODUCTION, CIPHER 2.3 2) INCL. COMPLETE INDUSTRIAL PLANT N. E. S.

4 IMPORTS AND EXPORTS (SPECIAL TRADE) BY GROUPS AND SUBGROUPS OF THE SITC-REV. 11  
4.1 IMPORTS

GROUP / SUBGROUP	1981 DT = 100 KG	1980	1981 1 000 DM	1980	1981 1 000 \$	1980
001 LIVE ANIMALS	1 960 573	1 943 168	660 515	630 456	291 757	347 812
1 BOVINE CATTLE	370 886	444 917	188 508	214 640	83 454	118 388
2 SHEEP, LAMBS, GOATS	98 429	241 363	33 142	75 810	14 903	41 747
3 SWINE, LIVE	1 231 760	943 102	364 178	249 534	160 070	137 918
4 LIVE POULTRY	221 692	262 987	45 712	53 610	20 354	29 489
5 HORSES, ASSES, MULES	37 348	49 514	28 268	35 829	12 662	19 704
9 LIVE ANIMALS FR FOOD NES	458	1 285	707	1 033	314	566
011 MEAT FRESH, CHILLED, FROZEN	8 905 825	8 934 654	4 474 238	4 092 047	1 979 127	2 250 316
1 BOVINE MEAT FRESH, FROZEN	1 749 610	2 001 068	1 210 919	1 216 638	535 416	670 103
2 MUTTON ETC FRSH, CHLD, FRN	206 283	295 644	135 425	163 474	60 561	89 764
3 PIG MEAT FRESH, CHLD, FRZN	3 823 764	3 549 834	1 808 218	1 497 443	798 612	824 430
4 POULTRY FRESH, CHLD, FRZN	2 217 614	2 194 605	928 652	851 470	411 435	466 862
5 HORSE MEAT FRSH, CHLD, FRN	7 357	5 324	2 827	1 898	1 329	1 019
6 EDIBLE OFFAL FRESH, CH, FR	608 502	580 374	166 538	150 919	73 817	83 163
8 MEAT NES FRESH, CHLD, FRZN	292 695	307 805	221 659	210 205	97 957	114 975
012 MEAT DRIED, SALTED, SMOKED	68 704	78 843	77 210	78 724	34 251	43 263
1 PIG MEAT DRIED, SLTD, SMKD	47 496	48 857	64 872	61 762	28 750	33 919
9 MEAT NES DRIED, SLTD, SMKD	21 208	29 986	12 338	16 962	5 501	9 344
014 MEAT PREPD, PRSRVD, NES ETC	1 264 060	1 373 111	745 530	702 544	331 879	386 843
1 MEAT, FISH EXTRACTS, JUICES	10 834	6 430	31 330	13 234	14 023	7 193
2 SAUSAGES INCL TINNED	169 001	166 929	131 824	121 459	58 495	66 758
9 OTH PREPRD, PRESRVD MEAT	1 084 225	1 199 752	582 376	567 851	259 361	312 892
022 MILK AND CREAM	3 105 612	2 580 645	522 752	371 238	228 768	204 662
3 MILK AND CREAM FRESH	1 457 727	1 303 541	102 157	81 940	45 252	45 116
4 MILK, CREAM PRESERVED ETC	1 647 885	1 277 104	420 595	289 298	183 516	159 546
023 BUTTER	590 355	392 515	453 873	271 820	199 403	150 291
024 CHEESE AND CURD	2 524 532	2 350 825	1 778 651	1 590 648	790 068	874 966
025 EGGS, BIRDS, FRESH, PRSRVD	3 204 540	3 074 084	879 108	758 581	392 590	416 948
1 EGGS, BIRDS, FRSH IN SHELL	3 000 843	2 883 955	814 750	711 861	363 984	391 216
2 EGGS, BIRDS, FR NOT I SHL	203 697	190 129	64 358	46 720	28 606	25 732
034 FISH FRESH, CHILLED, FROZEN	2 696 296	2 920 739	849 792	867 489	378 673	476 020
1 FISH FRESH, CHLD, EX FILLT	1 295 250	1 267 357	413 362	406 494	183 907	222 843
2 FISH FROZEN, EXCL FILLETS	843 841	1 051 743	235 051	268 047	104 504	146 872
3 FISH FILLETS, FRESH, CHLD	97 689	127 880	39 070	43 632	17 577	24 144
4 FISH FILLETS, FROZEN	459 516	473 759	162 309	149 316	72 685	82 161
035 FISH SALTED, DRIED, SMOKED	281 003	298 890	129 757	132 800	58 113	72 434
036 SHELL FISH FRESH, FROZEN	169 310	187 296	102 296	98 934	45 616	54 331
037 FISH ETC PREPD PRSRVD NES	561 336	627 382	369 451	363 274	164 401	199 473
1 FISH PREPARD, PRESRVD NES	465 086	528 263	267 726	263 198	119 108	144 623
2 SHELL FISH PREPD, PRESVD	96 250	99 119	101 725	100 076	45 293	54 850
041 WHEAT ETC UNMILLED	13 829 039	12 099 011	677 470	559 965	300 519	306 980
1 DURUM WHEAT UNMILLED	1 459 360	1 646 291	79 058	85 293	34 757	46 092
2 OTHER WHEAT UNMILLED	12 369 679	10 452 720	598 412	474 672	265 762	260 888
042 RICE	1 840 108	1 637 378	242 026	173 596	107 801	95 815
1 RICE IN HUSK OR HUSKED	1 091 075	995 263	128 124	87 242	57 077	48 245
2 RICE SEMI-MILLED, MILLED	749 033	642 115	113 902	86 354	50 724	47 570
043 BARLEY UNMILLED	10 390 420	10 169 603	513 458	453 286	231 226	249 115
044 MAIZE UNMILLED	21 298 229	23 372 219	887 246	803 229	394 278	443 642
045 CEREALS NES UNMILLED	1 678 953	1 924 701	92 477	87 697	41 145	48 132
1 RYE UNMILLED	339 280	363 439	15 967	15 307	6 930	8 427
2 OATS UNMILLED	839 067	1 072 415	36 538	39 884	16 454	21 829
9 OTHER CEREALS UNMILLED	500 606	488 847	39 972	32 506	17 761	17 876
046 WHEAT ETC MEAL OR FLOUR	661 065	837 640	53 908	63 005	23 899	34 723
047 OTHER CEREAL MEALS, FLOUR	106 225	101 628	7 614	6 590	3 392	3 627
048 CEREAL ETC PREPARATIONS	4 470 159	4 029 321	817 088	719 207	362 523	396 318

4 IMPORTS AND EXPORTS (SPECIAL TRADE) BY GROUPS AND SUBGROUPS OF THE SITC-REV. II  
4.1 IMPORTS

GROUP / SUBGROUP	1981 DT = 100 KG	1980	1981 1 000 DM	1980	1981 1 000 \$	1980
1 PREPD BREAKFAST FOOD ETC	107 931	45 908	14 018	7 280	6 211	4 000
2 MALT INCLUDING FLOUR	1 974 043	1 628 915	144 641	112 946	63 849	62 146
3 MACARONI, SPAGHETTI ETC	550 517	500 266	90 608	76 435	40 343	42 120
4 BAKERY PRODUCTS	1 180 809	1 194 126	438 101	407 974	194 286	225 114
8 OTH CEREAL PREPS, MALT EX	656 859	660 106	129 720	114 572	57 834	62 938
054 VEG ETC FRSH, SMPLY PRSVD	49 846 647	48 545 870	4 021 222	3 574 996	1 792 507	1 969 060
1 POTATOES FRSH EXCL SWEET	12 634 499	12 782 854	416 658	412 366	185 745	227 168
2 LEGUMINOUS VEGTBLES DRY	1 034 540	1 186 102	118 195	107 424	53 231	58 632
4 TOMATOES FRESH	3 505 249	3 599 075	708 205	651 080	307 834	360 836
5 OTHER FRESH VEGETABLES	14 101 642	14 474 876	1 824 148	1 611 047	818 167	887 804
6 VEGETABLES SIMPLY PRSVD	1 585 183	1 429 626	265 184	214 158	118 503	117 701
8 EDIBLE VEG NES FRSH, DRY	16 985 534	15 073 337	688 832	578 901	309 027	316 919
056 VEGTBLES ETC PRSVD, PREPD	8 778 535	8 521 104	1 609 579	1 432 017	717 519	788 084
1 VEG DRIED EXCL LEGUMES	210 289	192 443	106 332	95 107	47 342	52 310
4 FLOUR ETC OF FRUIT, VEG	101 703	154 650	40 828	48 215	18 341	26 393
5 VEGTBLES PRSVD, PREPD NES	8 466 543	8 174 011	1 462 419	1 288 695	651 836	709 381
057 FRUIT, NUTS, FRESH, DRIED	32 835 547	32 353 952	4 711 196	4 344 746	2 079 311	2 392 849
1 ORANGES, TANGERINES ETC	6 862 368	7 726 422	628 285	620 983	288 688	336 909
2 LEMONS, GRAPEFRUIT ETC	2 151 422	2 323 664	230 755	235 539	103 567	129 531
3 BANANA, PLANTAIN, FRSH, DRY	5 233 171	5 340 713	577 047	487 758	256 943	269 409
4 APPLES FRESH	6 893 157	5 729 692	654 521	533 634	288 126	295 952
5 GRAPES FRESH OR DRIED	3 321 348	3 094 405	527 266	463 104	228 632	253 841
6 FIGS, FRESH OR DRIED	63 479	61 747	15 406	14 871	6 816	8 030
7 NUTS EDIBLE FRESH OR DRY	1 448 043	1 400 207	931 461	899 610	417 897	490 983
9 FRUIT FRESH OR DRIED NES	6 862 559	6 677 102	1 146 455	1 089 247	488 642	608 194
058 FRUIT PRESERVED, PREPARED	9 543 543	8 510 874	1 667 613	1 387 967	740 426	764 299
2 FRUIT PRESERVED BY SUGAR	78 910	78 309	26 926	25 896	11 790	14 127
3 FRUIT JAMS, JELLIES ETC	485 661	307 873	101 297	76 480	44 954	42 152
5 FRUIT OR VEGETABLE JUICE	3 672 075	3 084 176	617 981	483 930	273 859	266 538
6 FRUIT TEMPORARILY PRSVD	1 149 383	942 257	234 376	195 688	103 613	107 673
9 FRUIT PREPRD, PRESRVD NES	4 157 514	4 098 259	687 033	605 973	306 210	333 809
061 SUGAR AND HONEY	7 676 154	8 993 911	596 082	566 574	264 860	311 748
1 RAW BEET AND CANE SUGAR	207 534	157 467	23 271	16 897	10 750	8 941
2 REFINED SUGAR ETC	894 955	1 240 658	114 420	140 818	50 692	77 778
5 MOLASSES	3 775 142	5 244 925	103 305	133 402	46 074	73 500
6 NATURAL HONEY	747 227	655 969	169 839	144 389	75 529	79 293
9 SUGARS AND SYRUPS NES	2 051 296	1 694 892	185 247	131 068	81 815	72 236
062 SUGAR PREPS NON-COCOA	410 486	435 728	204 544	200 288	90 786	110 450
071 COFFEE AND SUBSTITUTES	5 226 035	4 756 281	3 315 556	3 249 690	1 474 391	1 793 579
1 COFFEE GREEN, ROASTED, SUP	5 105 450	4 678 620	3 195 687	3 159 879	1 421 072	1 744 097
2 COFFEE EXTRACTS, ESSENCES	120 585	77 661	119 869	89 811	53 319	49 482
072 COCOA	2 183 496	2 083 649	1 170 458	1 348 595	524 368	743 211
1 COCOA BEANS RAW ROASTED	1 717 959	1 658 484	784 651	949 037	352 572	523 704
2 COCOA POWDER UNSWEETENED	129 354	106 927	39 988	50 314	17 791	27 797
3 COCOA BUTTER AND PASTE	336 183	318 238	345 819	349 244	154 005	191 710
073 CHOCOLATE AND PRODUCTS	1 057 703	1 123 392	548 102	561 465	243 972	308 912
074 TEA AND MATE	172 929	163 157	134 632	125 250	60 164	68 896
1 TEA	171 511	162 560	134 094	125 055	59 920	68 786
2 MATE	1 418	597	538	195	244	110
075 SPICES	420 477	390 547	163 321	145 787	72 590	80 212
1 PEPPER AND PIMENTO	259 085	251 262	86 160	83 041	38 285	45 691
2 SPICES, EXCL PEPPER, ETC	161 392	139 285	77 161	62 746	34 305	34 521
081 FEEDING STUFF FOR ANIMLS	71 285 811	72 883 867	3 553 373	3 000 491	1 583 004	1 650 726
1 HAY FODDER GREEN, DRY 1)	6 470 587	7 675 479	207 138	210 784	92 854	115 958
2 BRAN, POLLARD, SHARPS, ETC	3 264 560	2 186 063	108 279	63 876	48 022	35 163
3 VEGETABLE OIL RESIDUES	45 119 030	46 420 469	2 221 824	1 848 628	1 017 073	1 016 858
4 MEAT OR FISH MEAL FODDER	2 068 903	2 971 138	218 571	246 118	96 275	135 382
9 FOOD WASTE AND FEED NES	.	.	.	.	.	.
091 MARGARINE AND SHORTENING	278 869	344 278	51 658	57 840	23 063	31 852
3 PIG, POULTRY FAT RENDERED	30 564	35 185	7 185	7 425	3 224	4 076
4 MARGARINE, EDIBLE FAT NES	248 305	309 093	44 473	50 415	19 839	27 776
098 EDIBLE PRODUCTS, PREPS NES	1 677 085	1 609 177	503 148	434 396	223 429	239 376
111 NON-ALCOHL BEVERAGES NES	3 052 869	2 890 054	151 940	129 836	66 937	71 979

1) INCL. 081.9

4 IMPORTS AND EXPORTS (SPECIAL TRADE) BY GROUPS AND SUBGROUPS OF THE SITC-REV. II  
4.1 IMPORTS

GROUP / SUBGROUP	1981 DT = 100 KG	1980	1981 1 000 DM	1980	1981 1 000 \$	1980
112 ALCOHOLIC BEVERAGES	12 375 069	11 533 065	2 296 962	2 085 925	1 028 737	1 144 012
1 WINE OF FRESH GRAPES ETC	10 174 488	9 362 478	1 549 402	1 387 205	693 272	761 216
2 CIDER, PERRY, MEAD ETC	72 245	75 986	11 126	12 007	4 888	6 631
3 BEER, ALE, STOUT, PORTER	746 486	703 817	74 734	67 622	32 989	37 197
4 DISTILLED ALCOHOLIC BEVS	1 381 850	1 390 784	661 700	619 091	297 588	338 968
121 TOBACCO UNMNFCTRD, REFUSE	1 595 793	1 567 868	1 107 704	987 784	489 142	545 100
1 TOBACCO, NOT STRIPPED	801 289	900 570	510 751	545 520	227 537	300 479
2 TOBACCO STRIPPED	668 558	569 958	584 872	432 420	256 272	239 226
3 TOBACCO REFUSE	125 946	97 340	12 081	9 844	5 333	5 395
122 TOBACCO MFRS	242 827	209 466	245 896	201 934	108 587	111 288
1 CIGARS, CHEROOTS	6 535	6 778	36 522	36 085	16 208	19 954
2 CIGARETTES	26 004	22 081	50 281	39 311	21 952	21 592
3 OTHER MFD TOBACCO	210 288	180 607	159 093	126 538	70 427	69 742
211 HIDES, SKINS, UNDRESSED	845 363	941 399	190 585	209 995	84 699	116 156
1 BOVINE, EQUINE HIDES	423 305	452 772	98 020	103 599	43 588	57 452
2 CALF AND KIP SKINS	45 269	43 343	23 457	19 485	10 388	10 688
4 GOAT AND KID SKINS	3 917	6 106	7 846	11 135	3 474	6 198
6 SHEEP SKIN COMMON W WOOL	51 524	64 669	24 146	29 668	10 757	16 346
7 SHEEP SKIN WITHOUT WOOL	18 632	24 449	17 193	23 507	7 640	12 923
9 SKIN NES, WASTE, USED LTHR	302 716	350 060	19 923	22 601	8 852	12 549
212 FUR SKINS UNDRESSED	37 459	45 468	809 001	1 011 804	368 077	559 218
222 SEEDS FOR "SOFT" FIXED OIL	44 619 611	52 917 966	3 383 265	2 993 282	1 506 060	1 640 305
1 GROUNDNUTS GREEN	585 124	570 491	144 689	95 132	64 074	52 257
2 SOYA BEANS, EXCL FLOUR	30 337 813	39 014 404	2 018 779	2 021 766	899 993	1 110 383
3 COTTON SEED, EXCL FLOUR	41	-	7	-	2	-
4 SUNFLOWER SEEDS	7 014 769	7 917 314	574 527	484 425	254 398	265 819
5 SESAME SEEDS	40 493	38 191	10 242	8 908	4 546	4 881
6 RAPE AND COLZA SEEDS	6 641 371	5 377 566	635 021	383 051	283 047	206 965
223 SEEDS FOR OTH FIXED OILS	3 314 756	3 285 918	292 709	237 021	129 382	131 213
1 COPRA EXCL FLOUR, MEAL	750 542	531 688	67 716	54 789	29 811	30 572
2 PALM NUTS AND KERNELS	22 568	259 533	1 499	19 256	674	10 692
4 LINSEED, EXCL FLOUR, MEAL	2 043 411	1 904 185	165 732	110 544	73 325	60 960
5 CASTOR OIL SEED	205 054	232 637	22 297	21 556	9 785	12 057
8 OIL SEEDS & FRUIT NES	276 319	339 302	32 891	28 614	14 639	15 744
9 OIL SEED FLOUR AND MEAL	16 862	18 573	2 574	2 162	1 148	1 188
232 NATURAL RUBBER, GUMS	1 834 026	1 915 695	493 514	510 240	220 888	281 344
233 RUBBER, SYNTHETIC, RECLAIMD	2 493 423	2 677 761	696 172	658 711	308 721	363 640
1 SYNTHETIC RUBBER ETC	2 276 870	2 426 453	678 459	640 401	300 983	353 532
2 RCLMD, SCRAP UNHARDND RUB	216 553	251 308	17 713	18 310	7 738	10 108
244 CORK RAW AND WASTE	59 258	68 418	11 810	14 679	5 278	8 122
245 FUEL WOOD NES, CHARCOAL	598 022	646 964	35 249	32 874	15 575	18 162
246 PULPWOOD, CHIPS, WOODWASTE	12 278 049	10 874 990	116 705	85 244	51 732	46 895
247 OTH WOOD ROUGH, SQUARED	12 487 959	16 028 531	594 115	762 157	264 879	420 849
1 SAW-, VENEER-LOGS CONIFER	3 856 785	4 540 717	104 578	111 827	46 127	61 680
2 SAW-, VENEER-LOGS NON-CON	7 385 448	10 285 206	461 150	623 481	206 356	344 338
9 PTPROPS, POLES, PILING, ETC	1 245 726	1 202 608	28 387	26 849	12 396	14 831
248 WOOD SHAPED	26 630 278	33 616 415	2 125 045	2 624 449	942 154	1 447 948
1 RAILWAY SLEEPERS, TIES	422 316	725 824	22 108	39 395	9 895	21 773
2 LUMBER SHAPED CONIFER	20 643 189	25 260 802	1 485 356	1 812 421	657 919	999 150
3 LUMBER SHAPED NON-CONIFR	5 564 773	7 629 789	617 581	772 633	274 340	427 025
251 PULP AND WASTE PAPER	28 993 236	29 657 063	3 055 511	2 427 095	1 349 369	1 338 102
1 WASTE PAPER	3 869 283	4 123 750	146 628	146 513	64 807	81 035
2 MECHANICAL WOOD PULP	739 366	916 209	51 696	51 754	22 848	28 492
6 CHEM WOOD PULP DISSOLVNG	1 053 649	1 096 971	163 594	126 476	72 107	69 559
7 SULPHATE WOOD PULP	20 966 861	20 953 975	2 422 826	1 864 679	1 069 735	1 027 824
8 SULPHITE WOOD PULP	2 068 266	2 152 589	234 389	194 930	103 737	107 589
9 OTHER CELLULOSIC PULPS	295 811	413 569	36 378	42 743	16 135	23 603
261 SILK	5 082	7 126	10 042	14 207	4 455	7 826
3 RAW SILK NOT THROWN	697	924	5 788	6 546	2 553	3 580
4 SILK WORM COCOONS, WASTE	4 385	6 202	4 254	7 661	1 902	4 246
263 COTTON	2 491 900	2 881 886	734 972	729 103	329 823	399 457

4 IMPORTS AND EXPORTS (SPECIAL TRADE) BY GROUPS AND SUBGROUPS OF THE SITC-REV. II  
4.1 IMPORTS

GROUP / SUBGROUP	1981 DT = 100 KG	1980	1981 1 000 DM	1980	1981 1 000 \$	1980
1 RAW COTTON, EXCL LINTERS	1 554 299	1 932 696	631 597	638 522	283 800	349 435
2 COTTON LINTERS	644 287	649 593	52 294	46 101	23 361	25 594
3 COTTON WASTE UNCOMBED	292 539	299 034	50 716	44 105	22 504	24 218
4 COTTON CARDED COMBED	775	563	365	375	158	210
264 JUTE, OTH TEX BAST FIBRES	124 642	176 521	9 796	13 930	4 420	7 702
265 VEG FIBRE, EXCL COTN JUTE	184 984	285 321	23 251	33 847	10 369	18 728
1 FLAX & RAMIE, TOW & WASTE	27 401	49 109	7 464	13 327	3 345	7 366
2 TRUE HEMP, TOW, WASTE	5 752	3 835	1 263	950	575	527
4 AGAVE FIBRES AND WASTE	19 296	28 784	2 600	4 077	1 130	2 248
5 MANILA FIBRE, TOW, WASTE	2 846	4 953	770	833	340	461
9 VEG TEXT FIBRE, WASTE, NES	129 689	198 640	11 154	14 660	4 979	8 126
266 SYNTHETIC FIBRE TO SPIN	867 456	906 281	347 248	343 655	154 660	189 730
5 DISCN SYNTH FIBRE UNCOMBED	690 357	729 822	268 749	265 075	119 691	146 288
6 CONTIN FILAMNT TOW SYNTH	77 120	90 484	30 821	32 916	13 715	18 208
7 DISCON SYNTH FIBRE COMBED	99 979	85 975	47 678	45 664	21 254	25 234
267 OTHER MAN-MADE FIBRES	707 344	692 991	176 410	158 215	78 203	87 273
1 REGENERATD FIBRE TO SPIN	362 292	350 390	123 685	109 858	54 775	60 646
2 WASTE OF MAN-MADE FIBRES	345 052	336 601	52 725	48 357	23 428	26 627
268 WOOL (EXC TOPS), ANML HAIR	857 824	957 639	812 403	744 894	361 553	410 117
1 WOOL GREASY, FLEECE-WASHED	462 847	499 963	420 181	352 195	186 707	193 755
2 WOOL DEGREASED	248 129	294 936	197 238	210 372	87 925	115 794
3 FINE HAIR UNCOMBED	24 212	26 715	78 091	72 323	34 842	39 894
5 COARSE HAIR UNCOMBED	30 384	39 658	15 659	17 646	6 968	9 732
6 WASTE OF WOOL, HAIR NES	38 886	38 437	21 623	22 228	9 686	12 271
7 WOOL OR HAIR COMBED	53 366	57 930	79 611	70 130	35 425	38 671
269 WASTE OF TEXTILE FABRICS	326 355	377 313	22 541	23 042	10 036	12 721
271 FERTILIZERS, CRUDE	22 416 877	25 920 227	316 908	287 704	140 521	158 376
1 ANIMAL, VEG FERTILZR, CRUDE	280 039	285 495	5 986	5 210	2 695	2 865
2 NATURAL SODIUM NITRATE	33 355	31 359	1 213	1 014	539	557
3 NATURAL PHOSPHATES NES	22 103 483	25 603 123	309 709	281 475	137 287	154 951
4 NTRL POTASSIC SALTS, CRUDE	-	250	-	5	-	3
273 STONE, SAND AND GRAVEL	176 398 429	191 040 204	328 850	346 085	144 386	190 690
1 BLDG, DIMENSION STONE	4 509 509	5 787 817	128 480	133 882	56 543	73 604
2 CALCAREOUS STONE	17 676 513	19 303 142	39 463	38 426	17 425	21 182
3 SAND, EXCL METAL-BEARING	40 513 044	39 400 913	39 288	37 754	17 358	20 787
4 GRAVEL, CRUSHED STONE	113 699 363	126 548 332	121 619	136 023	53 060	75 117
274 SULPHUR ETC	3 355 430	4 930 324	86 532	77 270	38 069	42 447
1 SULPHUR	2 778 081	3 603 166	81 087	66 992	35 668	36 818
2 IRON PYRITES UNROASTED	577 349	1 327 158	5 445	10 278	2 401	5 629
277 NATURAL ABRASIVES NES	1 332 081	2 499 197	100 636	98 698	44 648	54 344
1 INDUSTRIAL DIAMONDS	-	-	34 152	35 443	15 177	19 445
2 OTHER NATURAL ABRASIVES	1 332 081	2 499 197	66 484	63 255	29 471	34 899
278 OTHER CRUDE MINERALS	71 313 133	80 892 372	1 139 279	1 210 315	505 415	665 330
2 REFRACTORY MINERALS NES	22 583 894	27 048 446	511 715	516 458	226 801	284 500
3 SALT	6 710 205	5 994 053	42 840	34 891	19 126	19 166
4 ASBESTOS CRUDE, SPLY WRKD	1 717 079	3 929 784	128 181	226 572	56 948	123 671
5 QUARTZ, KICA, FELSPAR, ETC	4 069 689	5 126 854	94 243	100 300	41 872	55 240
6 SLAG, SCALINGS, DROSS, ETC	17 936 033	20 236 394	37 516	41 500	16 474	22 916
9 MINERALS CRUDE NES	18 296 233	18 556 841	324 784	290 594	144 194	159 837
281 IRON ORE, CONCENTRATES	448 285 858	503 947 395	2 562 664	2 530 051	1 134 469	1 393 824
4 ROASTED IRON PYRITES	5 404 619	5 611 903	20 580	21 474	9 168	11 876
5 IRON ORE CONC NOT AGGLOM	377 496 703	411 426 606	2 130 320	1 992 731	942 609	1 098 540
6 IRON ORE AGGLOMERATES	65 384 536	86 908 886	411 764	515 846	182 692	283 408
282 IRON AND STEEL SCRAP	13 360 205	15 041 938	322 794	391 214	143 617	216 938
286 URANIUM, THORIUM ORE, CONC	249	-	20	-	8	-
287 BASE METAL ORES, CONC NES	71 088 449	73 717 923	2 654 251	2 750 331	1 173 559	1 518 326
1 COPR ORE ETC INC CEMNT CP	4 858 171	5 489 093	636 120	778 787	283 114	430 964
2 NICKEL ORES, CONCENTRATES	124 308	141 555	162 767	149 944	71 870	82 196
3 ALUMINIUM ORES, ALUMINA	43 792 938	46 177 466	637 268	521 871	281 619	287 828
4 LEAD ORES, CONCENTRATES	2 148 001	1 816 793	212 326	220 218	92 926	120 454
5 ZINC ORES, CONCENTRATES	5 061 480	6 189 835	308 320	286 411	134 431	157 150
6 TIN ORES, CONCENTRATES	32 288	33 426	35 808	42 044	15 934	23 110
7 MANGANESE ORE, CONCENTRTE	6 068 517	4 895 479	70 680	41 334	30 842	22 942
9 NONFER ORE, CONCENTRTE NES	9 002 746	8 974 276	590 962	709 722	262 823	393 682

4 IMPORTS AND EXPORTS (SPECIAL TRADE) BY GROUPS AND SUBGROUPS OF THE SITC-REV. II  
4.1 IMPORTS

GROUP / SUBGROUP	1981 DT = 100 KG	1980	1981 1 000 DM	1980	1981 1 000 \$	1980
288 NONFERR METAL SCRAP NES	9 315 631	8 888 334	1 417 897	1 738 576	627 499	959 855
1 METALIFEROUS NONFER WSTE	5 594 916	4 763 782	560 395	717 348	247 162	395 808
2 OTH NONFER MTL SCRAP NES	3 720 715	4 124 552	857 502	1 021 228	380 337	564 047
289 PREC METAL ORE,WASTE NES	100 523	57 924	268 067	395 848	119 042	217 955
291 CRUDE ANIMAL MTRIALS NES	1 876 049	1 851 520	637 454	590 654	283 414	325 087
1 BONES,IVORY,HORNS,ETC	310 559	334 780	28 281	24 965	12 566	13 743
9 OTH ANIMAL MATERIALS NES	1 565 490	1 516 740	609 173	565 689	270 848	311 344
292 CRUDE VEG MATERIALS NES	4 375 336	4 476 284	2 551 229	2 460 510	1 141 914	1 352 394
2 NAT GUMS,RESINS,LACS,ETC	77 600	83 448	33 421	27 617	14 873	15 248
3 VEG PLAITING MATERIALS	135 276	162 725	22 308	26 953	9 861	14 907
4 VEG USED IN PHARMACY ETC	317 524	314 522	121 237	105 034	53 700	57 760
5 SEEDS,ETC FOR PLANTING	405 078	399 927	165 053	153 170	75 224	84 132
6 LIVE PLANTS,BULBS,ETC	1 504 857	1 514 051	618 103	582 799	275 533	320 661
7 CUT FLOWERS,FOLIAGE	1 652 517	1 671 740	1 458 154	1 432 418	653 579	786 586
9 OTH CRUDE VEG MATERIALS	282 484	329 871	132 953	132 519	59 144	73 100
322 COAL,LIGNITE,PEAT	130 880 603	113 310 347	1 760 471	1 137 033	780 828	622 293
1 ANTHRACITE,NOT AGGLOMRD	1 644 232	1 540 252	24 719	21 813	10 752	11 964
2 OTH COAL,NOT AGGLOMERATD	101 559 913	89 694 579	1 582 656	1 016 657	702 284	556 076
3 LIGNITE,NOT AGGLOMERATED	27 123 750	21 245 394	141 017	81 376	62 413	44 776
4 PEAT,NOT AGGLOMERATED	552 708	830 122	12 079	17 187	5 379	9 477
323 BRIQUETS,COKE,SEMI-COKE	9 988 691	10 928 439	210 045	195 375	92 818	107 646
1 BRIQUETTES,OVOIDS ETC	160 862	178 271	2 477	2 266	1 108	1 252
2 COKE,SEMI-COKE,RTRT CRBN	9 827 829	10 750 168	207 568	193 109	91 710	106 394
323 CRUDE PETROLEUM	792 468 554	968 757 661	49 106 963	44 167 631	21 792 805	24 295 668
334 PETROLEUM PRODUCTS,REFIN	301 510 941	324 064 233	20 740 878	17 932 442	9 173 426	9 905 795
1 GASOLINE,OTH LIGHT OILS	89 116 629	90 021 111	6 967 843	5 640 934	3 078 576	3 103 391
2 KEROSENE,OTH-MEDIUM OILS	22 307 659	22 887 333	1 766 143	1 444 451	780 465	799 464
3 GAS OILS	128 317 457	152 025 107	8 777 693	8 542 339	3 884 482	4 737 368
4 FUEL OILS,NES	59 328 186	55 662 313	2 855 312	1 937 617	1 263 929	1 063 550
5 LUBS PETROLEUM OILS NES	2 441 010	3 468 369	373 887	367 101	165 974	202 022
335 RESIDUAL PETRLM PROD NES	33 526 646	37 647 726	2 004 458	1 735 806	882 110	956 787
1 MINERAL JELLY,WAX	2 009 645	1 899 912	170 414	147 125	75 857	81 168
2 MINERAL TARS AND PRODCTS	18 147 426	20 584 154	1 370 090	1 216 990	602 817	670 472
3 MIN TAR PITCH,PITCH COKE	614 402	414 227	35 023	15 884	15 217	8 705
4 PETROLM BITUMEN,COKE NES	12 755 173	14 749 433	428 931	355 807	188 219	196 442
341 GAS NATURAL AND MANUFCTD	385 186 942	404 126 853	14 813 040	10 147 196	6 613 557	5 553 945
3 PETROLM GASES,LIQUEFIED	6 216 188	5 953 137	437 798	341 820	197 200	187 125
4 PETROLM GASES,GASEOUS	378 970 754	398 173 716	14 375 242	9 805 376	6 416 357	5 366 820
5 COAL GAS,WATER GAS ETC	-	-	-	-	-	-
351 ELECTRIC ENERGY, MWH	14 697 789	12 970 108	1 140 476	920 550	505 435	505 845
411 ANIMAL OILS AND FATS	3 872 779	3 610 431	391 301	326 683	173 175	180 383
1 OILS OF FISH,WHALAS ETC	1 765 030	1 719 920	161 386	140 647	71 520	77 730
3 ANIML OIL,FAT,GREASE NES	2 107 749	1 890 511	229 915	186 036	101 655	102 653
423 FIXED VEG OILS,SOFT	3 006 004	2 697 201	417 018	333 338	183 892	183 812
2 SOYA BEAN OIL	1 554 490	1 461 943	187 569	163 867	82 275	90 378
3 COTTON SEED OIL	27 631	16 481	4 223	2 104	1 859	1 145
4 GROUNDNUT,PEANUT OIL	259 870	389 184	60 920	56 400	26 841	31 091
5 OLIVE OIL	34 496	35 307	16 384	16 037	7 276	8 830
6 SUNFLOWER SEED OIL	387 647	211 585	61 567	32 191	27 396	17 696
9 OTH FIXED VEG OILS,SOFT	741 870	582 701	86 355	62 739	38 245	34 672
424 FIXED VEG OIL NONSOFT	4 408 858	4 171 463	614 768	532 664	272 928	293 284
1 LINSEED OIL	110 766	206 420	14 999	24 848	6 738	13 669
2 PALM OIL	1 559 856	1 736 797	207 348	196 765	92 321	108 052
3 COCONUT(COPRA)OIL	2 038 195	1 557 051	277 672	206 518	123 016	114 201
4 PALM KERNEL OIL	281 188	321 048	37 296	42 301	16 592	23 292
5 CASTOR OIL	163 268	140 141	34 036	26 120	14 959	14 230
9 FIXED VEGETABLE OILS NES	255 585	210 006	43 417	36 112	19 302	19 840
431 PROCESD ANML VEG OIL,ETC	2 620 023	2 313 472	302 929	251 184	134 318	138 417
1 PROCESD ANML,VEG OIL NES	17 798	24 506	4 010	5 722	1 785	2 935
2 HYDROGENATED OIL,FAT	791 065	657 512	111 799	83 982	49 905	46 119
3 FATTY ACIDS ETC,RESIDUES	1 787 962	1 606 919	170 212	146 814	75 097	81 045
4 ANIMAL,VEGETABLE WAXES	23 198	24 535	16 908	15 066	7 531	8 318
511 HYDROCARBONS NES,DERIVS	20 958 741	20 048 120	2 621 178	2 097 405	1 161 673	1 154 288

4 IMPORTS AND EXPORTS (SPECIAL TRADE) BY GROUPS AND SUBGROUPS OF THE SITC-REV. II  
4.1 IMPORTS

GROUP / SUBGROUP	1981 DT = 100 KG	1980	1981 1 000 DM	1980	1981 1 000 \$	1980
1 ACYCLIC HYDROCARBONS	7 087 849	5 492 102	789 660	458 058	347 033	251 788
2 CYCLIC HYDROCARBONS	10 342 421	10 825 702	1 415 689	1 220 319	629 692	671 531
3 HALOG DERIV OF HYDROCARB	3 178 496	3 523 990	364 193	390 429	161 995	215 217
4 HYDROCARB DERIV NONHALOG	349 975	206 326	51 636	28 599	22 953	15 752
512 ALCOHOLS, PHENOLS, ETC	11 165 922	9 334 576	1 067 610	867 257	473 361	477 460
1 ACYCLIC ALCOHOLS, DERIVS	10 257 194	8 450 658	815 312	639 214	361 287	351 478
2 CYCLIC ALCOHOLS, DERIVS	136 037	63 725	46 485	30 902	20 744	17 102
3 PHENOLS, PHEN ALCS, DERIVS	772 691	820 193	205 813	197 141	91 330	108 880
513 ORGANIC ACIDS, ETC	4 020 421	3 637 594	900 523	772 289	399 814	426 122
7 MONOACIDS AND DERIVS	1 817 777	1 586 598	403 559	332 638	179 027	183 534
8 POLYACIDS AND DERIVS	1 815 885	1 709 250	329 672	283 125	146 360	156 120
9 OXY-FUNCT ACIDS, DERIVS	386 779	341 746	167 292	156 526	74 427	86 468
514 NITROGEN-FUNCTN COMPOUNDS	3 643 150	3 419 455	1 724 480	1 346 023	760 545	742 110
5 AMINE-FUNCTION COMPOUNDS	1 456 091	1 283 632	500 271	424 088	222 719	233 978
6 OXYGEN-FUNCT AMINO-CMPNDS	421 389	410 510	696 969	455 179	303 727	250 549
7 AMIDE-FUNCT CMPD, EXC UREA	138 407	123 287	116 212	127 929	51 822	70 662
8 OTH NITROGEN FUNCT CMPDS	1 627 263	1 602 026	411 028	338 827	182 277	186 921
515 ORG-INORG COMPOUNDS ETC	1 490 192	1 352 490	1 210 015	983 341	537 672	542 080
4 ORGANO-SULPHUR COMPOUNDS	227 195	155 848	125 505	84 453	55 474	46 495
5 OTHR ORG-INORG COMPOUNDS	90 802	64 382	69 542	41 971	31 038	23 182
6 HETEROCYCLIC CMPDS ETC	1 137 889	1 105 048	941 827	797 529	418 543	439 518
7 SULPHONAMIDES, ETC	34 306	27 212	73 141	59 388	32 617	32 885
516 OTHER ORGANIC CHEMICALS	3 534 591	3 398 890	777 005	674 670	344 423	372 723
1 ETHERS, EPOXIDES, ACETALS	1 281 851	1 408 631	241 680	243 932	107 183	134 751
2 ALDEHYDE ETC FNCT CMPNDS	2 118 897	1 843 440	410 508	304 238	181 839	168 116
3 INORGANIC ESTERS, ETC	73 532	83 226	31 754	33 542	14 065	18 508
9 OTHER ORGANIC CHEMICALS	60 311	63 593	93 063	92 958	41 336	51 348
522 INORG ELEMNTS, OXIDES, ETC	13 628 438	13 692 812	1 148 640	1 047 020	508 562	576 876
1 CHEMICAL ELEMENTS	2 630 091	2 925 708	448 494	438 449	198 691	241 578
2 INORGANIC ACIDS ETC	5 518 614	5 744 566	574 205	206 540	104 027	113 451
3 HALGN, SULPHR CMPD NONMET	223 006	242 035	22 380	19 913	9 921	10 933
4 ZINC, IRON, LEAD ETC OXIDE	418 829	444 567	110 419	114 461	48 956	63 095
5 INORGANIC BASES ETC NES	4 837 898	4 335 936	333 142	267 657	146 967	147 819
523 OTHR INORGANIC CHEMICALS	7 912 894	8 412 681	769 768	825 379	342 058	455 101
1 METAL CMPD OF INORG ACID	2 017 613	1 909 670	152 709	175 097	67 883	96 435
2 CONTINUATION OF 5231	4 697 422	5 009 034	350 011	331 650	155 107	182 605
3 METALLIC ACID SALTS ETC	78 775	87 062	109 387	160 980	49 058	88 968
9 INORG CHEM PRODUCTS NES	1 119 084	1 406 915	157 661	157 652	70 010	87 093
524 RADIOACTIVE ETC MATERIAL	47 020	46 190	1 791 664	1 316 339	802 061	720 085
1 RADIOACTIVE ELEMENTS ETC	30 746	27 752	1 727 852	1 277 790	774 337	698 903
9 OTH RADIOACTIVE ETC PTLs	16 274	18 438	63 812	38 549	27 724	21 182
531 SYNT DYE, NAT INDGO, LAKES	197 826	218 199	374 637	360 526	166 702	199 172
1 SYNTH ORGANIC DYESTUFFS	152 074	173 560	308 726	302 597	137 373	167 187
2 SYNTH LUMIN, INDGO, LAKES	45 752	44 639	65 911	57 929	29 329	31 985
532 DYES NES, TANNING PRODS	86 250	80 792	26 442	25 141	11 757	13 877
2 DYE, TANN EXTRACTS, TANNINS	68 343	61 315	22 555	19 379	10 018	10 704
3 SYNTHETIC TANNING PRODS	17 907	19 477	3 887	5 762	1 739	3 173
533 PIGMENTS, PAINTS, ETC	2 004 390	2 064 101	714 199	645 747	316 251	356 286
1 COLOURING MATERIAL NES	690 752	706 932	210 394	189 829	93 334	104 677
2 PRINTING INKS	61 785	57 446	42 096	37 455	18 670	20 598
4 VARNISH, DISTEMPER, ETC	580 411	544 424	290 453	255 684	128 207	141 163
5 GLAZES, DRIERS, PUTTY ETC	671 442	755 299	171 256	162 779	76 040	89 848
541 MEDICINAL ETC PRODUCTS	439 962	402 729	2 657 005	2 340 169	1 183 619	1 290 554
1 VITAMINS, PROVITAMINS	51 652	46 406	145 980	129 489	65 222	71 227
3 ANTIBIOTICS	26 014	24 922	412 941	299 567	184 047	165 287
4 VEG ALKALOIDS AND DERIVS	7 219	8 042	165 053	144 280	73 753	80 007
5 HORMONES	399	277	86 211	71 543	38 105	39 490
6 GLYCOSIDES, GLANDS, SERA	10 687	12 962	180 587	185 727	80 456	102 419
7 MEDICAMENTS	281 013	251 374	1 504 676	1 362 938	670 491	751 379
9 PHARMACEUTICAL GOODS	62 978	58 746	161 557	146 625	71 545	80 745
551 ESSENTL OIL, PERFUME, ETC	132 561	129 809	294 943	275 484	131 162	152 511
3 ESSENTIAL OILS ETC	52 975	53 401	92 416	88 291	41 116	48 911
4 MIXED PERFUME SUBSTANCES	79 586	76 408	202 527	187 193	90 046	103 600
553 PERFUMERY, COSMETICS, ETC	387 466	377 573	537 538	495 656	239 358	272 732
554 SOAPS, CLEANING ETC PREPS	1 975 865	1 730 442	467 714	401 521	207 705	220 955



4 IMPORTS AND EXPORTS (SPECIAL TRADE) BY GROUPS AND SUBGROUPS OF THE SITC-REV. II  
4.1 IMPORTS

GROUP / SUBGROUP	1981 DT = 100 KG	1980	1981 1 000 DM	1980	1981 1 000 \$	1980
1 SOAPS	116 623	121 312	61 262	60 079	27 246	33 007
2 WASHING PREPARATIONS ETC	1 570 888	1 358 493	338 271	284 031	150 123	156 323
3 POLISHES ETC	288 354	250 637	68 181	57 411	30 336	31 625
562 FERTILIZERS MANUFACTURED	35 980 577	34 759 332	1 084 555	999 314	483 243	493 938
1 CHEM NITROGENOUS FERTILZR	16 447 729	14 390 968	533 717	405 008	236 696	222 818
2 CHEM PHOSPHATIC FERTILZR	9 164 981	9 750 645	113 802	108 154	49 780	50 063
3 CHEM POTASSIC FERTILIZER	883 446	916 009	20 211	19 263	9 002	10 640
9 FERTILIZERS NES	9 484 421	9 701 710	416 825	366 889	187 765	200 417
572 EXPLOSIVES, PYROTECH PROD	101 988	116 766	73 597	68 057	32 569	37 415
1 PREPARED EXPLOSIVES	53 021	65 740	47 179	43 297	21 015	23 915
2 FUSES, PRIMERS, DETONATORS	980	1 376	4 135	3 873	1 829	2 138
3 PYROTECHNIC PRODUCTS	47 987	49 650	22 283	20 887	9 725	11 362
582 PROD OF CONDENSATION ETC	6 226 577	6 188 980	2 021 744	1 812 144	898 387	999 493
1 PHENOPLASTS	353 665	391 750	102 311	106 004	45 475	58 539
2 AMINOPLASTS	2 200 560	2 298 525	179 192	169 827	79 939	93 650
3 ALKIDS, OTHER POLYESTERS	892 433	849 947	493 583	416 811	218 507	230 099
4 POLYAMIDES	1 161 563	1 035 876	549 998	475 102	245 130	261 514
5 POLYURETHANES	344 582	330 759	152 032	137 282	67 506	75 613
6 EPOXIDE RESINS	251 565	233 135	136 035	118 241	60 439	65 308
7 SILICONES	99 191	77 200	104 661	84 826	46 291	46 791
8 ION EXCH, CONDENS ETC TYPE	2 766	1 454	982	737	431	406
9 OTH CONDENSATION ETC PROD	920 252	970 334	302 950	303 314	134 669	167 573
583 PROD OF POLYMERIZING ETC	18 046 561	18 726 700	4 373 763	4 338 635	1 940 235	2 393 365
1 POLYETHYLENE	6 681 945	7 208 887	1 441 839	1 505 362	640 473	830 582
2 POLYPROPYLENE	1 481 644	1 274 720	320 285	246 062	141 585	135 979
3 POLYSTYRENE, ITS COPOLYMR	3 218 836	3 523 324	848 727	882 498	376 376	486 747
4 POLYVINYL CHLORIDE	4 604 718	4 646 768	932 625	936 291	413 324	516 522
5 VINYL CHLOR, ACET COPOLYM	88 610	142 734	26 457	34 358	11 692	18 933
6 ACRYLIC POLYMERS ETC	518 280	497 769	211 045	194 390	93 560	107 184
7 POLYVINYL ACETATE	220 993	192 816	44 713	38 723	19 844	21 386
8 ION EXCH, POLYMR ETC TYPE	37 827	31 360	15 962	12 986	7 057	7 131
9 OTH PLMRIZATION ETC PROD	1 193 708	1 208 322	532 110	487 965	236 324	268 901
584 CELLULOSE DERIVATIVES ETC	462 791	448 928	265 721	237 570	118 102	131 128
1 REGENERATED CELLULOSE	114 012	103 714	90 983	79 491	40 481	43 964
2 CELLULOSE NITRATES	29 640	38 232	9 512	16 553	4 235	9 184
3 CELLULOSE ACETATES	198 328	186 146	89 211	73 946	39 783	40 729
9 OTH CELL DERIV, VULC FBRE	120 811	120 836	76 015	67 580	33 603	37 251
585 PLASTIC MATERIALS NES	570 909	538 655	174 664	147 402	77 260	81 095
1 MODIFIED NATL RESINS ETC	59 024	69 437	22 552	23 456	10 007	12 959
2 OTH ART PLASTIC MTLs NES	511 885	469 218	152 112	123 946	67 253	68 136
591 PESTICIDES, DISINFECTANTS	444 042	444 055	416 333	404 571	188 028	223 965
1 INSECTICIDES, RETAIL ETC	44 816	48 182	55 471	50 549	25 075	27 837
2 FUNGICIDES, RETAIL ETC	120 157	98 854	104 897	82 084	47 595	45 182
3 HERBICIDES, RETAIL ETC	197 154	201 535	197 835	213 364	89 432	118 534
4 DISINFECTANTS ETC, RETAIL	81 915	95 484	58 130	58 574	25 926	32 412
592 STARCH, INULIN, GLUTEN, ETC	1 818 185	1 371 043	343 118	283 506	152 263	156 312
1 STARCHES, INULIN, GLUTEN	1 100 414	670 843	87 663	44 600	38 773	24 500
2 ALBUMINOIDAL SUBST, GLUES	717 771	700 200	255 455	238 906	113 490	131 812
598 MISC CHEMICAL PRODS NES	8 780 980	9 022 272	1 632 094	1 496 059	724 155	823 888
1 CHEMICALS FROM WOOD, RESIN	1 000 568	1 241 859	176 631	148 403	78 324	81 599
2 ANTI-KNOCK PREPS, ETC	797 193	797 091	263 504	230 057	116 707	126 707
3 ORGANIC CHEM PRODS NES	504 436	389 053	101 529	81 705	45 038	45 066
9 CHEM PRODS AND PREPS NES	6 478 783	6 594 269	1 090 430	1 035 894	484 086	570 516
601 INDUSTRIAL PLANT, CHAP 62	-	-	-	-	-	-
602 INDUSTRIAL PLANT, CHAP 68	-	-	-	-	-	-
603 INDUSTRIAL PLANT, CHAP 69	-	-	-	-	-	-
604 INDUSTRIAL PLANT, CHAP 70	-	-	-	-	-	-
605 INDUSTRIAL PLANT, CHAP 73	-	-	-	-	-	-
606 INDUSTRIAL PLANT, CHAP 76	-	-	-	-	-	-
607 INDUSTRIAL PLANT, CHAP 82	-	-	-	-	-	-
611 LEATHER	270 936	286 179	913 819	955 444	407 469	527 138

4 IMPORTS AND EXPORTS (SPECIAL TRADE) BY GROUPS AND SUBGROUPS OF THE SITC-REV. II  
4.1 IMPORTS

GROUP / SUBGROUP	1981 DT = 100 KG	1980	1981 1 000 DM	1980	1981 1 000 \$	1980
2 LEATHER ARTIFIC, RECONST	2 276	1 957	936	1 180	422	650
3 CALF LEATHER	35 228	31 417	161 821	152 058	72 134	83 567
4 LEATHR BOVINE NES, EQUINE	173 747	184 891	401 201	425 047	179 252	234 731
5 LEATHER FROM SHEEP, LAMBS	27 256	28 481	165 311	168 724	73 583	92 985
6 LEATHER NES	25 334	30 366	160 338	180 013	71 251	99 565
8 LEATHER SPECIALLY FINSHD	7 095	9 067	24 210	28 422	10 827	15 640
612 LEATHER ETC MANUFACTURES	150 808	163 815	305 321	302 586	135 700	166 307
1 LEATHER BELTING ETC	776	1 288	2 973	4 259	1 321	2 361
2 HARNESS-MAKERS GOODS	6 170	7 192	17 999	20 467	8 030	11 298
3 PREPD PARTS OF FOOTWEAR	130 199	137 989	261 234	252 047	116 096	138 450
9 LEATHER MANUFACTURES NES	13 663	17 346	23 115	25 813	10 253	14 198
613 FUR SKINS TANNED, DRESSED	38 273	42 339	515 573	576 144	228 865	317 592
621 MATERIALS OF RUBBER	913 015	923 680	454 654	437 465	202 339	240 988
625 RUBBER TYRES, TUBES	3 105 521	3 127 375	2 046 603	1 795 468	909 564	989 054
1 TYRES NEW FOR MOTOR CARS	1 099 918	1 129 692	923 087	801 906	411 295	441 705
2 TYRES, NEW, BUS OR LORRY	915 137	892 666	669 342	572 360	296 280	315 296
3 TYRES NEW FOR AIRCRAFT	6 462	6 234	6 715	5 225	2 977	2 878
4 TYRES, NEW, MTR OR BICYCLE	79 060	94 277	61 440	60 917	27 368	33 443
9 OTH TYRES, TYRE CASES, ETC	1 004 944	1 004 506	386 019	355 060	171 644	195 732
628 RUBBER ARTICLES NES	359 628	381 720	510 502	481 766	226 694	265 606
1 HYGIENIC UNHRDND RUBBER	20 323	21 882	35 139	32 586	15 574	17 913
2 RUBBER BELTING	70 013	78 140	102 420	94 738	45 529	52 290
9 OTH RUBBER ARTICLES NES	269 292	281 698	372 943	354 442	165 591	195 403
633 CORK MANUFACTURES	115 217	139 066	93 160	107 005	41 440	59 008
634 VENEERS, PLYWOOD, ETC	9 575 001	10 485 457	1 242 352	1 283 564	552 961	708 113
1 VENEER SHEETS	778 604	944 987	366 631	395 166	163 559	217 936
2 PLYWOOD OF WOOD SHEETS	2 151 263	2 114 386	364 764	333 945	161 298	184 565
3 IMPROVED, RECONSTIT WOOD	5 934 481	6 587 735	325 857	344 639	145 484	190 001
4 WOOD-BASED PANELS NES	598 358	714 025	129 658	150 090	57 895	82 773
9 WOOD SIMPLY SHAPED NES	112 295	124 324	55 442	59 724	24 725	32 838
635 WOOD MANUFACTURES NES	3 179 820	3 496 611	891 171	883 037	394 876	486 321
1 BOXES, CASES, CRATES	124 921	150 837	24 371	22 477	10 754	12 403
2 COOPRAGE PROD, INC STAVES	9 827	10 359	6 103	4 533	2 699	2 483
3 BUILDERS WOODWRK, PREFABS	1 368 388	1 412 008	443 214	438 862	195 825	241 795
4 WOOD MFRS, DOMESTIC ETC	249 616	260 892	219 443	211 665	97 550	116 477
9 OTHER WOOD MANUFACTURES	1 427 068	1 662 515	198 040	205 500	88 048	113 163
641 PAPER AND PAPERBOARD	40 390 257	41 431 664	5 697 874	5 241 765	2 529 666	2 890 805
1 NEWSPRINT	7 816 692	8 690 998	879 574	905 862	392 198	498 366
2 PRINTE, WRITING PAPER NES	11 525 012	11 303 352	1 932 908	1 783 266	857 118	983 333
3 KRAFT PAPER, PAPERBOARD	8 631 169	9 216 541	978 958	867 777	434 417	479 782
5 PAPER, PAPERBD, BULK NES	6 090 639	5 651 416	759 369	655 851	336 845	361 660
6 FIBREBOARD OF WOOD ETC	1 541 257	2 074 275	109 847	131 701	48 875	72 920
7 CORRUGATED PAPER ETC BLK	681 378	579 204	108 749	84 331	48 289	46 516
8 COATED ETC PAPER NES BLK	3 558 476	3 375 186	794 412	687 408	352 377	378 966
9 CONVERTED PAPER ETC NES	545 634	540 692	134 057	125 569	59 547	69 262
642 ARTICLES OF PAPER ETC	3 664 147	3 480 395	1 062 990	915 521	472 078	504 376
1 PAPER ETC CONTAINERS	1 072 636	1 048 874	262 966	235 939	116 744	130 077
2 CORRESPONDENCE STATIONRY	35 130	32 625	18 153	17 261	8 075	9 491
3 EXERCISE BOOKS ETC	130 474	143 986	63 022	61 255	27 997	33 675
4 PAPER ETC CT TO SIZE NES	1 393 259	1 277 116	359 960	289 166	159 725	159 340
8 PAPER ETC ARTICLES NES	1 032 648	977 794	358 889	311 900	159 537	171 793
651 TEXTILE YARN AND THREAD	3 607 404	3 924 185	3 235 554	3 293 389	1 442 332	1 815 273
1 SILK YARN AND THREAD	2 066	1 594	14 558	13 195	6 448	7 267
2 WOOL, HAIR YARN, INCL TOPS	347 701	389 771	623 681	612 555	278 726	337 146
3 COTTON YARN	1 118 103	1 275 903	856 307	929 758	382 387	512 555
4 SYN FIB YRN, BULK, MONOFIL	1 270 438	1 292 498	1 051 150	1 010 049	467 498	557 120
5 YARN OF 6514 AT RETAIL	64 082	56 021	103 286	91 378	45 912	50 310
6 DISCON SYN FIB BLEND YRN	115 390	149 300	175 772	205 212	78 321	113 110
7 REGEN FIBRE YARN, MONOFIL	312 803	362 423	259 086	285 030	115 703	157 226
8 YARN OF 6517 AT RETAIL	1 017	1 316	1 811	1 798	805	994
9 TEXTILE FIBRE YARN NES	375 804	395 359	149 903	144 414	66 532	79 545
652 COTTON FABRICS, WOVEN	711 377	888 891	1 171 523	1 318 236	523 867	727 390
1 GREY WOVEN COTTON FABRIC	331 286	443 390	319 439	398 748	142 921	220 782
2 WOVEN COTTON BLCHD, ETC	380 091	445 501	852 084	919 488	380 946	506 608
653 WOVN MAN-MADE FIB FABRIC	757 836	862 063	1 410 763	1 521 868	627 726	838 993
1 CONT SYNT WEAVES NONPILE	193 992	182 040	347 699	322 534	154 270	177 822
2 DISC SYN TXTL FABRIC NES	89 114	114 793	211 077	248 219	93 960	136 902
4 DISC SYN BLEND FABRC NES	205 409	245 548	425 746	475 779	189 718	262 342

4 IMPORTS AND EXPORTS (SPECIAL TRADE) BY GROUPS AND SUBGROUPS OF THE SITC-REV. II  
4.1 IMPORTS

GROUP / SUBGROUP	1981 DT = 100 KG	1980	1981 1 000 DM	1980	1981 1 000 \$	1980
5 CONT REGN WEAVES NONPILE	63 482	78 109	107 486	115 780	47 792	63 901
6 DISC REGN TXTL FABRC NES	89 842	113 882	112 195	131 992	49 904	72 781
8 DISC REG BLEND FABRC NES	53 280	56 694	85 550	93 172	37 888	51 264
9 MAN-MADE PILE ETC FABRIC	62 717	70 997	121 010	134 392	54 194	73 961
654 OTH WOVEN TEXTILE FABRIC	446 216	490 730	1 103 167	1 118 138	487 948	617 519
1 SILK FABRICS WOVEN	8 389	7 386	120 865	109 893	53 936	60 553
2 WOVEN WOOL,HAIR NONPILE	138 982	156 294	553 539	578 342	245 299	319 391
3 WOVN WOOL ETC FABRIC NES	110 471	115 844	268 835	270 873	117 555	150 128
4 WOVEN FLAX,RAMIE FABRICS	16 148	15 094	26 248	23 237	11 699	12 808
5 WEAVES OF FIBRES OF 2640	64 361	100 403	35 067	49 863	15 688	27 393
6 GLASS FIBRE FABRIC	101 883	88 351	86 097	72 515	38 151	39 980
9 WOVEN FABRICS NES	5 982	7 358	12 516	13 415	5 620	7 366
655 KNIT ETC FABRICS	265 710	279 565	555 247	584 203	246 865	321 845
1 KNIT ETC SYNTH FAB NONEL	186 618	200 006	367 436	388 699	163 346	214 262
2 OTHER KNIT ETC FAB NONEL	73 636	72 409	176 459	180 007	78 489	99 027
3 KNIT ETC FABRIC,ELASTIC	5 456	7 150	11 352	15 497	5 030	8 556
656 LACE,RIBBONS,TULLE,ETC	75 124	86 414	261 588	247 609	116 694	136 485
657 SPECIAL TEXTILE ETC PROD	1 035 189	1 154 633	1 126 024	1 073 094	500 898	591 374
1 FELT AND ARTICLES NES	63 236	83 522	36 715	42 194	16 267	23 299
2 BONDED FIBRE TEXTLS NES	333 312	297 986	494 658	423 960	219 947	233 064
3 COATED ETC TEXTILES NES	239 300	309 733	292 843	304 454	130 335	168 015
4 ELASTIC FAB ETC NOT KNIT	7 321	9 432	14 199	16 171	6 318	8 935
5 CORDAGE AND MANUFACTURES	307 134	368 272	98 339	106 837	44 011	59 086
6 HAT BODIES	669	748	4 363	4 728	1 948	2 600
7 TEXTILES FOR MACHINERY	75 224	72 150	165 185	152 358	73 254	84 011
9 SPECL TEXTILE PRODS NES	8 993	12 790	19 722	22 392	8 818	12 364
658 TEXTILE ARTICLES NES	688 983	739 101	926 386	906 288	412 469	499 542
1 BAGS,SACKS OF TEXTILES	201 878	229 475	70 088	77 575	31 175	42 724
2 MADE-UP CANVAS GOODS	74 181	65 560	103 441	80 055	46 441	44 459
3 BLANKETS ETC NON ELECTRC	51 169	45 619	53 335	47 123	23 684	25 863
4 LINENS ETC	265 005	308 568	505 975	529 886	225 008	292 054
9 OTH TEXTILE ARTICLES NES	96 750	89 879	193 547	171 649	86 161	94 442
659 FLOOR COVERINGS ETC	1 985 424	2 175 125	2 430 696	2 609 303	1 086 665	1 438 710
1 LINOLEUM ETC	31 176	43 789	7 974	10 215	3 566	5 643
2 CARPETS ETC KNOTTED	203 263	209 395	1 275 294	1 370 605	571 122	755 611
3 KELEM,SCHUMACKS ETC RUGS	10 173	10 121	21 656	21 690	9 607	11 920
4 WOOL CARPETS ETC NES	210 558	211 177	244 382	246 238	109 192	135 571
5 MAN-MADE TXTL CARPTS NES	1 321 893	1 492 656	765 376	849 469	341 589	468 798
6 OTH TXTL CARPETS ETC NES	153 597	145 105	93 245	82 113	41 465	45 132
7 PLAITS & PLAITED PRODS	54 764	62 882	22 769	28 973	10 124	16 035
661 CEMENT ETC BUILDING PROD	23 831 259	24 764 289	737 306	779 064	325 341	429 125
1 LIME	1 952 828	1 508 839	19 469	14 568	8 583	8 026
2 CEMENT	13 697 564	13 600 196	133 663	119 992	58 773	66 184
3 BUILDING STONE ETC WORKD	6 829 725	7 995 625	479 630	522 744	211 891	287 774
8 MNRL BLDG PRD UNFIRD NES	1 351 142	1 659 629	104 544	121 760	46 104	67 141
662 CLAY,REFRACTORY BLDG PRD	19 130 006	20 810 153	1 220 409	1 279 526	541 677	705 373
3 REFRACTORY BUILDING PROD	2 155 044	2 490 210	197 301	208 213	87 492	114 458
4 BRICK ETC NONREFRACTORY	16 974 962	18 319 943	1 023 108	1 071 313	454 185	590 915
663 OTH NONMETAL MINERAL MFS	10 590 381	12 031 044	992 639	972 090	439 304	535 639
1 GRINDING STONES ETC	84 741	85 558	123 710	109 802	54 900	60 544
2 ABRASIVE CLOTHS ETC	97 565	109 543	88 981	89 894	39 297	49 591
3 MINRL MFS NES NONCERAMIC	7 829 127	8 715 900	319 914	329 908	141 385	181 794
5 MINRL INSULATNG PROD NES	2 036 076	2 513 327	179 170	176 338	79 236	97 154
7 REFRACTORY WARE NONBLDG	121 695	154 507	65 373	62 514	28 969	34 400
8 ASBESTOS,FRICTION PRODS	145 835	189 817	134 304	134 528	59 555	74 217
9 CERAMIC ARTICLES NES	275 342	262 392	81 187	69 106	35 962	37 939
664 GLASS	5 493 676	5 492 631	914 305	838 395	405 694	461 051
1 GLASS NONOPTICAL,PLAIN	839 302	547 721	42 155	39 079	18 731	21 548
2 OPTICAL GLASS UNWRKD ETC	6 512	7 629	35 180	27 599	15 493	15 201
3 DRAWN,BLOWN GLASS UNWRKD	581 747	415 739	51 992	26 806	22 931	14 777
4 GLASS SURFACE-GROUND ETC	2 364 546	2 840 509	212 714	225 992	94 386	124 386
5 CAST,ROLLED GLASS UNWRKD	137 373	163 431	11 947	14 696	5 291	8 123
6 GLASS CONSTRUCTION PRODS	159 301	168 916	27 065	25 936	11 955	14 322
7 SAFETY GLASS	397 341	358 409	177 132	143 337	78 741	78 764
8 SHEET GLASS METAL-COATED	93 127	96 390	63 646	61 455	28 382	33 829
9 GLASS NES	914 427	893 887	292 474	273 495	129 784	150 081
665 GLASSWARE	3 322 448	3 637 599	635 410	607 807	282 368	334 197
1 BOTTLES ETC OF GLASS	2 426 108	2 676 705	212 836	198 539	94 570	109 171
2 HOUSEHLD,HOTEL ETC GLASS	843 215	905 729	349 436	344 286	155 446	189 243
8 GLASS ARTICLES NES	53 125	55 165	73 138	64 982	32 352	35 783
666 POTTERY	663 270	735 905	521 368	500 327	231 394	274 834

4 IMPORTS AND EXPORTS (SPECIAL TRADE) BY GROUPS AND SUBGROUPS OF THE SITC-REV. II  
4.1 IMPORTS

GROUP / SUBGROUP	1981 DT = 100 KG	1980	1981 1 000 DM	1980	1981 1 000 \$	1980
4 PORCELN, CHINA HOUSE WARE	79 359	84 660	111 923	104 802	49 577	57 569
5 COARSE CERAMIC HOUSEWARE	360 189	411 649	187 885	196 673	83 606	108 131
6 CERAMIC ORNAMENTS ETC	243 722	239 596	221 560	198 852	98 211	109 134
667 PEARL, PREC-, SEMI-P STONE	13 885	17 545	831 075	961 255	370 117	529 263
1 PEARLS UNSET, UNSTRUNG	87	122	97 431	105 500	43 722	57 958
2 DIAMONDS NONINDUST, UNSET	-	-	503 799	641 798	224 165	353 747
3 PREC-, SEMI-PR STONES NES	13 369	17 217	212 372	202 255	94 460	111 116
4 SYNTH PREC-, SEMI-P STONE	429	206	17 473	11 702	7 770	6 442
671 PIG IRON ETC	9 024 609	12 006 266	1 335 379	1 486 911	588 496	821 605
2 PIG IRN, SPIEGELEISEN ETC	2 002 680	2 500 702	70 334	88 610	30 799	48 841
3 IRON, STL POWDER, SHOT, ETC	425 010	665 821	48 068	53 688	21 515	29 564
6 FERRO-ALLOYS	6 596 919	8 839 743	1 216 977	1 344 613	536 182	743 200
672 IRON, STL PRIMARY FORMS	19 055 823	19 427 757	1 384 775	1 345 394	615 021	741 889
4 IRN, STL INGOTS, LUMPS, ETC	244 175	521 942	50 375	91 413	22 931	50 603
5 IRN, STL BLOOMS, SLABS, ETC	8 379 663	7 031 554	663 741	511 000	292 944	281 606
7 IRN, STL COIL FR REROLLING	10 431 985	11 874 261	670 659	742 981	299 146	409 680
673 IRON AND STEEL SHAPES	40 720 295	41 015 794	3 277 136	3 336 432	1 454 593	1 842 541
1 IRON, STEEL WIRE ROD	9 168 132	9 796 354	700 306	778 981	310 644	429 347
2 IRON, STEEL BARS ETC	17 944 163	18 153 631	1 549 685	1 616 037	688 862	893 097
3 IRON, STEEL PROFILES ETC	13 608 000	13 065 809	1 027 145	941 414	455 087	520 097
674 IRN, STL UNIV, PLATE, SHEET	37 321 010	37 174 861	3 469 997	3 478 578	1 546 688	1 922 843
1 IRON OR STEEL UNIVERSALS	386 633	389 092	26 361	26 802	11 743	14 790
4 IRN, STL HVY PLATE, ROLLED	12 262 830	12 592 300	907 850	933 496	404 856	516 606
5 IRN, STL MED PLATE, ROLLED	2 333 542	2 325 634	219 836	243 299	98 006	134 745
6 IRN, STL THIN PLATE, ROLLED	16 445 503	16 310 001	1 552 057	1 592 396	691 863	880 309
7 TINNED PLATES, SHEETS	1 479 295	1 355 527	228 099	192 671	100 939	106 215
9 OTH IRN, STL PLATES, SHEET	4 413 207	4 202 307	535 794	489 914	239 281	270 178
675 IRON, STEEL HOOP, STRIP	5 725 274	6 687 216	635 831	740 469	282 708	408 896
676 RAILWAY RAILS ETC IRN, STL	207 329	268 588	13 536	18 720	6 056	10 337
677 IRN, STL WIRE EXCL W ROD	2 346 417	2 504 759	401 278	417 949	178 806	230 850
678 IRON, STL TUBES, PIPES, ETC	8 059 755	7 824 714	1 363 029	1 276 241	606 011	703 954
1 CAST IRON TUBES, PIPES	352 628	348 952	36 596	33 539	16 386	18 603
2 IRN, STL SEAMLESS TUBES	2 103 764	1 873 434	403 571	353 144	178 936	194 295
3 IRON, STL TUBE, PIPE NES	4 968 061	4 967 431	584 144	581 604	260 312	321 526
4 STL HIGH PRESSURE CONDUIT	25 364	45 363	4 422	6 591	1 970	3 595
5 IRON, STEEL TUBE FITTINGS	609 938	589 534	334 296	301 363	148 407	165 935
679 IRN, STL CASTINGS UNWORKED	447 550	503 770	94 777	89 912	42 332	49 467
3 IRON, STL FORGINGS ROUGH	55 828	45 303	18 785	14 598	8 441	8 037
4 IRN STL CASTINGS ROUGH	391 722	458 467	75 992	75 314	33 891	41 430
681 SILVER, PLATINUM, ETC	8 277	11 318	1 096 636	1 799 614	488 622	993 794
1 SILVER UNWOKD, PARTLY WRKD	8 060	11 068	598 962	1 214 961	268 508	671 875
2 METALS OF PLATINUM GROUP	217	250	497 674	584 653	220 114	321 919
682 COPPER EXC CEMENT COPPER	6 775 140	7 721 986	2 958 645	3 399 004	1 312 072	1 875 016
1 COPPER NES, ALLOYS, UNWRT	4 853 809	5 473 680	1 935 412	2 189 579	856 538	1 208 345
2 COPPER, ALLOYS WORKED	1 921 331	2 248 306	1 023 233	1 209 425	455 534	666 671
683 NICKEL	457 606	460 519	714 197	625 872	317 052	344 732
1 NICKEL, ALLOYS UNWROUGHT	399 281	393 289	578 783	486 765	256 653	268 220
2 NICKEL, ALLOYS WORKED	58 325	67 230	135 414	139 107	60 399	76 512
684 ALUMINIUM	7 120 305	8 696 056	2 806 901	3 311 579	1 246 677	1 830 442
1 ALUMINIUM, ALLOYS, UNWROUGHT	4 760 253	5 890 754	1 523 280	1 858 548	675 333	1 027 691
2 ALUMINIUM, ALLOYS WORKED	2 360 052	2 805 302	1 283 621	1 453 031	571 344	802 751
685 LEAD	1 190 160	1 649 796	252 043	390 066	111 006	214 465
1 LEAD, ALLOYS UNWROUGHT	1 157 863	1 606 498	244 866	380 151	107 838	208 982
2 LEAD, ALLOYS WORKED	32 297	43 298	7 177	9 915	3 168	5 483
686 ZINC	1 737 864	2 019 289	359 269	304 001	158 487	167 583
1 ZINC, ALLOYS UNWROUGHT	1 367 901	1 617 807	263 909	223 275	116 574	123 181
3 ZINC, ALLOYS WKD, INC DUST	369 963	401 482	95 360	80 726	41 913	44 402
687 TIN	180 409	198 443	557 352	588 872	246 611	325 735
1 TIN, ALLOYS UNWROUGHT	170 524	183 035	528 455	545 710	233 801	301 932
2 TIN, ALLOYS WORKED	9 885	15 408	28 897	43 162	12 810	23 803

4 IMPGRTS AND EXPORTS (SPECIAL TRADE) BY GROUPS AND SUBGROUPS OF THE SITC-REV. II  
4.1 IMPORTS

GROUP / SUBGROUP	1981 DT = 100 KG	1980	1981 1 000 DM	1980	1981 1 000 \$	1980
688 URANIUM, THORIUM, ALLOYS	7	159	200	231	86	130
689 NON-FER BASE METALS NES	407 937	478 223	474 168	612 969	211 242	338 847
1 TUNGST, MOLYB, TANTAL, MAGN	295 295	342 053	232 419	299 133	103 541	165 609
9 BASE METALS NES, CERMENTS	112 642	136 170	241 749	313 836	107 701	173 238
691 STRUCTURES AND PARTS NES	2 983 582	3 215 056	873 571	876 073	386 075	482 175
1 STRUCTURES, PARTS IRN, STL	2 796 268	2 995 907	683 941	683 977	302 208	376 433
2 STRUCTURES, PARTS ALUMIN	187 314	219 149	189 630	192 096	83 867	105 742
692 METAL TANKS, BOXES, ETC	786 676	787 861	336 433	328 978	149 747	181 234
1 MTL STORAGE, MF TANKS, ETC	144 682	169 233	65 448	77 362	29 191	42 812
4 MTL TRANSPORT BOXES ETC	641 994	618 628	270 985	251 616	120 556	138 422
693 WIRE PRODUCTS NON ELECTR	1 052 450	1 432 620	239 304	289 783	106 508	160 080
1 WIRE ROPES ETC	294 411	333 784	134 790	161 054	60 134	88 862
2 IRON, STEEL FENCING WIRE	54 703	85 634	7 825	10 275	3 572	5 705
5 METAL FENCING, GAUZE, ETC	703 336	1 013 202	96 689	118 454	42 802	65 513
694 STL, COPPR NAILS, NUTS, ETC	1 499 411	1 779 670	584 208	639 419	259 499	352 921
695 TOOLS	505 322	576 752	1 207 500	1 166 096	537 431	642 327
1 HAND TOOLS, AGRIC FOREST	40 806	51 103	24 832	27 389	11 238	15 066
3 OTHER HAND TOOLS	315 221	368 505	390 135	393 950	173 336	217 228
4 BLADES, TIPS, ETC FR TOOLS	149 295	157 144	792 533	744 757	352 857	410 033
696 CUTLERY	120 565	138 015	315 627	294 111	140 693	161 962
697 BASE MTL HOUSEHOLD EQUIP	891 171	1 000 723	762 261	754 937	339 118	414 398
3 DMSTC HEATG, COOKG APPARA	379 986	495 208	182 830	215 272	81 866	118 255
4 BASE MTL DMSTC ARTIC NES	352 040	338 982	364 683	317 999	161 890	174 340
5 BASE MTL INDR SANIT WARE	40 062	37 156	41 188	38 616	18 351	21 271
8 BASE MTL HOUSE EQUIP NES	119 083	129 377	173 560	183 050	77 011	100 532
699 OTHER METAL MANUFACTURES	2 550 512	2 679 032	1 879 581	1 843 636	835 543	1 015 593
1 LOCKSMITHS WARES, ETC	502 207	510 047	489 251	476 342	217 940	263 631
2 IRON, STL CHAIN AND PARTS	146 012	150 013	79 550	83 345	35 308	45 920
3 PINS, HOOKS, EYES, ETC	37 832	41 016	77 777	77 970	34 586	42 945
4 SPRINGS AND LEAVES	254 839	194 872	87 177	76 323	38 653	42 136
6 BASE MTL MISC ARTICLES	207 191	218 301	145 836	153 335	64 626	84 605
7 IRN, STL ARTICLES NES	1 110 632	1 258 668	456 777	451 729	202 981	248 672
8 MFRS NES OF CPR, NIKL, ETC	251 418	268 271	320 378	316 772	142 498	174 444
9 BASE MTL MISC ARTICLES NES	40 381	37 844	222 835	205 820	98 949	113 240
700 INDUSTRIAL PLANT, CHAP 84	-	-	-	-	-	-
703 INDUSTRIAL PLANT, CHAP 85	-	-	-	-	-	-
704 INDUSTRIAL PLANT, CHAP 86	-	-	-	-	-	-
705 INDUSTRIAL PLANT, CHAP 87	-	-	-	-	-	-
711 STEAM BOILERS & AUX PLNT	53 907	43 452	38 365	34 340	16 802	18 972
1 STEAM BOILERS ETC	15 777	13 406	14 348	16 268	6 350	9 032
2 AUXILIARY BOILER PLANT	2 430	5 710	1 836	3 245	821	1 796
9 PTS NES OF APP OF 711	35 700	24 336	22 181	14 827	9 631	8 144
712 STEAM ENGINES, TURBINES	40 603	25 474	80 379	52 140	35 633	28 594
6 STM POWER UNITS & ENGINES	2 750	3 496	13 951	13 028	6 400	6 978
9 ST POWER UNITS PARTS NES	37 853	21 978	66 428	39 112	29 233	21 616
713 INTRNL COMBUS PISTN ENGN	1 301 632	1 177 566	1 846 339	1 500 742	819 267	825 133
1 PISTN AIRCRAFT ENGN & PTS	677	1 387	6 143	8 683	2 706	4 815
2 PISTN ENGN FR MTR VEHCLS	750 427	638 895	1 000 195	732 287	443 160	401 608
3 PISTON ENGINES, MARINE	66 482	46 923	106 960	79 592	47 479	43 652
8 PISTON ENGINES NES	148 466	157 907	224 819	209 239	99 799	115 701
9 PISTON ENGINE PTS NES	335 580	332 454	508 222	470 941	226 123	259 357
714 ENGINES & MOTORS NES	37 890	33 595	1 149 571	778 277	509 357	428 132
4 REACTION ENGINES	6 929	5 320	320 395	258 202	143 211	142 654
8 GAS TURBINES NES	7 040	7 141	181 930	111 328	80 379	60 849
9 ENGINE & MOTOR PTS NES	23 921	21 134	647 246	409 047	285 767	224 629
716 ROTATING ELECTRIC PLANT	809 191	875 770	1 004 504	960 598	445 053	528 292

4 IMPORTS AND EXPORTS (SPECIAL TRADE) BY GROUPS AND SUBGROUPS OF THE SITC-REV. II  
4.1 IMPORTS

GROUP / SUBGROUP	1981 DT = 100 KG	1980	1981 1 000 DM	1980	1981 1 000 \$	1980
1 DC MOTORS & GENERATORS	50 798	54 050	215 749	188 006	94 941	103 381
2 AC MTRS & GEN'S, GEN SETS	440 308	467 168	545 342	539 445	241 662	296 600
3 ROTARY CONVERTERS	2 604	4 261	9 407	9 564	4 201	5 293
9 PTS NES OF ROT ELEC PLNT	315 481	350 291	234 006	223 583	104 249	123 018
718 OTH POWER GENERATG MACHY	69 818	60 948	177 000	154 421	79 176	84 093
7 NUCLEAR REACTORS, PTS NE	16 730	15 215	74 753	65 921	33 979	35 416
8 WIND, WATER, ETC ENGINES	53 088	45 733	102 247	88 500	45 197	48 677
721 AGRIC MACHY, EXC TRACTORS	672 408	814 165	575 831	618 377	255 367	341 750
1 CULTIVATING MACHINERY	224 093	248 689	127 364	133 079	56 536	73 254
2 HARVESTING ETC MACHINES	373 010	492 383	354 715	401 645	157 553	222 569
3 DAIRY MACHINERY NES	11 952	14 326	30 512	30 495	13 398	16 667
9 AGRICULTURE MACHINES NES	63 353	58 767	63 240	53 158	27 880	29 260
722 TRACTORS NON-ROAD	246 366	331 008	202 382	268 283	89 850	148 857
3 TRACK-LAYING TRACTORS	2 237	3 084	1 097	1 855	489	1 028
4 WHEELED TRACTORS NES	244 129	327 924	201 285	266 428	89 361	147 829
723 CIVIL ENGINEERG EQUIP ETC	1 271 185	1 680 594	1 042 385	1 246 099	462 754	687 024
3 MECHANICAL ROAD ROLLERS	74 500	75 109	49 198	51 633	21 803	28 484
4 CONST, MINING MACHNRY NES	676 856	954 892	587 043	770 757	260 909	425 023
9 CONSTR ETC MACHY PTS NES	519 829	650 593	406 144	423 709	180 042	233 517
724 TEXTILE, LEATHER MACHNRY	412 161	463 326	866 971	884 236	386 166	486 341
3 SEWING MACHS, NEEDLES ETC	66 008	73 436	217 032	193 562	96 674	106 233
4 SPINNING, EXTRDNG, ETC MCH	84 500	89 776	156 747	157 838	69 854	86 811
5 WEAVING, FELT MFG, ETC MCH	67 243	86 599	161 125	184 604	71 850	101 683
6 AUXIL TXTL MCH & PTS NES	43 345	50 486	125 831	135 535	56 155	74 631
7 TEXTILE MACHINERY NES	128 909	142 953	174 092	182 339	77 292	100 319
8 SKIN, LEATHER WORKNG MACH	22 156	20 076	32 144	30 358	14 341	16 664
725 PAPER ETC MILL MACHINERY	186 142	235 063	333 764	383 687	148 497	211 069
1 PAPER & PULP MAKING MCHY	23 052	33 195	32 414	54 341	14 323	30 183
2 PAPER ETC PRODCT MF MACH	48 326	56 614	128 345	132 151	57 180	72 595
9 PTS NES OF MACHS OF 725	114 764	145 254	173 005	197 195	76 994	108 291
726 PRINTG, BKBINDG MACHY, PTS	162 269	151 441	429 128	400 333	190 777	219 901
3 TYPESET MCH ETC, TYPE ETC	23 324	29 097	69 119	80 685	30 709	44 532
4 PRINTING PRESSES	47 716	31 764	115 577	83 578	51 383	45 580
7 OTH PRINTG & ANCILL MACH	22 573	25 258	92 001	93 355	41 088	51 321
8 BOOKBINDING MACHY & PTS	13 393	13 530	50 057	46 157	22 247	25 297
9 PTS NES OF MCH OF 726/7	55 263	51 792	102 374	96 558	45 350	53 171
727 FOOD MACHRY NON-DOMESTIC	79 802	86 133	172 618	170 791	76 472	93 832
1 GRAIN WORKING MCHY & PTS	21 122	21 687	15 308	18 779	6 861	10 215
2 OTH FOOD PROC MCHY & PTS	58 680	64 446	157 310	152 012	69 611	83 617
728 OTH MACHY FOR SPCL INDUS	921 945	999 743	1 700 713	1 666 471	754 653	916 283
1 MACH-TOOLS FR SPCL INDUS	200 535	222 363	266 479	285 270	118 194	156 582
3 OTHR MINERAL WORKG MACHY	259 142	274 951	182 202	173 984	80 966	95 642
4 MACHY FOR SPCL INDUS NES	462 268	502 429	1 252 032	1 207 217	555 493	664 059
736 MACHINE TOOLS FOR METAL	843 006	953 537	1 725 316	1 773 042	766 297	972 613
1 METAL CUTTING MACH-TOOLS	428 441	483 945	964 654	1 020 391	429 980	558 907
2 METAL FORMING MACH-TOOLS	179 934	219 896	231 678	227 436	101 876	124 831
7 OTH METALWRKG MACH-TOOLS	40 322	44 904	111 846	122 954	49 215	67 220
8 WORK & TOOL HOLDERS ETC	27 885	23 700	104 838	96 203	46 486	53 020
9 PTS NES OF TOOLS OF 736	166 424	181 092	312 300	306 058	138 740	168 635
737 METALWORKING MACHNRY NES	416 440	461 322	415 876	407 690	183 624	223 672
1 FOUNDRY EQUIPT & PTS NES	80 616	93 966	73 987	87 478	32 875	47 706
2 ROLLING MILLS AND ROLLS	241 976	277 490	102 691	110 299	45 732	60 764
3 WELDING, BRAZING, ETC MCHS	93 848	89 866	239 198	209 913	105 017	115 202
741 HEATING, COOLING EQUIPMNT	792 379	848 562	1 279 685	1 202 218	567 167	661 579
1 GAS GENERATORS	1 191	741	6 557	4 087	2 918	2 249
2 BURNERS, MECH STOKERS, ETC	29 127	35 204	75 178	82 710	33 445	45 505
3 INDUS FURNACES ETC & PTS	80 235	100 348	131 967	142 307	58 431	78 233
4 NONDOM REFRIG EQUI & PTS	306 716	317 708	405 907	381 272	179 689	210 112
5 AIR-CONDITIONING MACHNRY	66 927	73 445	121 007	103 725	53 436	57 149
6 HEATING, COOLING EGU NES	308 183	321 116	539 069	488 117	239 248	268 331
742 PUMPS FOR LIQUIDS ETC	387 045	416 856	781 444	693 554	346 298	381 813
1 RECIPROCATING PUMPS NES	56 427	56 844	154 027	149 981	68 236	82 881
2 CENTRIFUGAL PUMPS NES	83 641	92 223	132 260	147 874	58 546	81 320
3 ROTARY PUMPS NES	24 701	29 201	70 523	66 152	31 307	36 428
8 OTHER PUMPS FOR LIQUIDS	42 927	38 336	98 797	70 992	43 666	38 982
9 PTS NES OF PUMPS OF 742	179 369	200 252	325 837	258 555	144 543	142 202
743 PUMPS NES, CENTRIFUGES ETC	776 399	862 400	1 189 973	1 165 381	527 748	642 173

4 IMPORTS AND EXPORTS (SPECIAL TRADE) BY GROUPS AND SUBGROUPS OF THE SITC-REV. II  
4.1 IMPORTS

GROUP / SUBGROUP	1981 DT = 100 KG	1980	1981 1 000 DM	1980	1981 1 000 \$	1980
1 PUMPS FOR GASES ETC	321 160	370 090	487 354	467 515	216 428	257 811
2 PUMP & COMPRESSOR PTS NES	87 479	124 077	134 746	133 986	59 580	73 695
3 FREE-PSTN GEN FR GAS TUR	325	374	555	774	243	434
4 FANS, FLOWERS, ETC & PTS	64 183	81 421	108 036	121 334	47 934	66 823
5 CENTRIFUGES	10 472	12 212	36 862	41 595	16 431	22 927
6 GAS & LIQUID FILTERS ETC	158 067	168 558	262 340	250 911	116 107	138 066
9 PTS NES OF APP OF 7435,6	136 713	105 668	160 080	149 266	71 025	82 417
744 MECHANICAL HANDLING EQU	1 370 791	1 676 786	1 049 152	1 153 711	464 991	636 021
1 FORK LIFT TRKS, ETC & PTS	366 008	482 946	269 438	304 444	119 508	167 694
2 LIFTING, LOADING MACH NES	590 273	759 650	476 533	549 004	210 742	302 812
9 PTS NES OF MACHY OF 7442	414 510	434 190	303 181	300 263	134 741	165 515
745 NONELEC MACHY, TOOLS NES	365 057	387 955	944 032	899 010	419 194	494 366
1 POWER TOOLS NONELEC, PTS	33 273	38 824	160 249	158 157	71 168	86 760
2 OTH NONELEC MCHS, PTS NES	331 784	349 131	783 783	740 853	348 026	407 606
749 NONELEC MACH PTS, ACC NES	1 727 408	1 853 171	2 996 164	2 841 512	1 330 337	1 564 286
1 BALL, ROLLER, ETC BEARINGS	456 175	474 293	823 581	776 156	366 107	427 490
2 COCKS, VALVES ETC NES	449 313	481 683	1 015 844	1 029 337	451 068	566 395
3 SHAFT, CRANK, PULLEY ETC	577 525	631 400	668 035	591 659	296 509	328 036
9 OTH NONELEC MCHY PTS NES	244 395	265 795	488 704	444 360	216 653	244 365
751 OFFICE MACHINES	261 001	249 839	1 442 354	1 232 737	640 201	675 082
1 TYPEWRITERS, CHEQUE-WRTS	67 049	66 800	351 346	287 139	156 144	156 465
2 CALCULATING, ACCTG, ETC MCH	43 568	46 359	353 863	340 427	156 958	186 649
8 OFFICE MACHINES NES	150 384	136 680	737 145	605 171	327 099	331 968
752 AUTOMATIC DATA PROC EQUIP	207 028	210 211	3 852 569	3 280 710	1 706 328	1 800 765
1 ANALOG, HYBRID COMPUTERS	843	863	23 800	26 408	10 545	14 680
2 DIGITAL COMPUTERS	24 613	24 705	504 554	435 384	222 627	239 090
3 DIGITL CENTRL PROCESSORS	33 466	33 488	917 789	841 526	406 157	461 261
4 DIGITL CENTRL STOR UNITS	2 010	685	31 423	16 518	14 094	9 123
5 APP PERIPHERAL UNITS	143 510	146 519	2 320 581	1 896 103	1 028 623	1 040 948
8 OFF-LINE DATA PROC EQUIP	2 586	3 951	54 422	64 771	24 282	35 663
759 OFFICE & APP MCH PTS, ACC	132 365	118 601	2 566 417	2 009 061	1 135 211	1 104 373
1 OFFICE MACHINE PARTS NES	52 271	50 031	322 283	294 326	143 576	161 876
9 ACCTG, ETC, ADD MCH PTS, AC	80 094	68 570	2 244 134	1 714 735	991 635	942 497
761 TELEVISION RECEIVERS	288 792	324 810	783 221	779 409	349 229	427 350
1 COLOUR TV RECEIVERS	194 748	201 031	603 300	557 645	268 078	305 019
2 MONOCHROME TV RECEIVERS	94 044	123 779	179 921	221 764	81 151	122 331
762 RADIO BROADCAST RECEIVRS	311 302	342 310	1 232 051	1 130 220	548 717	619 683
1 MTR VEHIC RADIO RECEIVERS	30 605	30 477	261 008	201 634	115 803	110 697
2 PORTABLE RADIO RECEIVERS	129 485	150 603	471 042	481 556	209 865	264 187
8 OTHER RADIO RECEIVERS	151 212	161 230	500 001	447 030	223 049	244 799
763 SOUND RECORDRS, PHONOGRPH	295 103	293 233	1 751 352	1 207 371	778 056	660 501
1 ELECTRIC GRAMOPHONES ETC	69 264	91 850	178 528	195 486	79 858	107 385
8 OTHR SOUND APPARATUS ETC	225 839	201 383	1 572 824	1 011 855	698 198	553 116
764 TELECOM EQPT, PTS, ACC NES	487 310	511 801	2 553 324	2 191 675	1 130 376	1 204 131
1 LINE TELEPHONE, ETC EQUIP	15 570	15 746	183 555	172 006	81 494	94 194
2 MICROPH, LOUDSPKR, AMPLIFR	264 837	286 477	540 186	510 504	240 213	279 856
3 TV, RADIO TRANSMITTRS ETC	14 152	13 948	151 336	148 127	66 715	81 887
8 TELECOMM EQUIPMENT NES	8 807	8 837	448 609	331 871	197 119	182 972
9 PTS NES OF EQUIPMT OF 76	183 944	186 793	1 229 638	1 029 167	544 835	565 222
771 ELECTRIC POWER MACHY NES	330 086	353 018	563 943	519 595	249 759	285 508
1 TRANSFORMERS, ELECTRICAL	115 418	126 755	186 557	171 020	82 667	93 950
2 OTH ELEC POWER MACHY NES	214 668	226 263	377 386	348 575	167 092	191 558
772 SWITCHGEAR ETC & PTS NES	355 831	383 466	2 341 124	2 263 196	1 037 776	1 245 895
1 SWITCHGEAR ETC	322 372	348 648	1 890 842	1 828 566	837 823	1 006 573
2 PRINTED CIRCUITS, PTS NES	12 025	9 385	185 692	151 974	82 215	83 470
3 FIXED, VARIABLE RESISTORS	21 434	25 433	264 590	282 656	117 738	155 852
773 ELECTRIC DISTRIBUTING MACH	708 549	741 776	676 231	611 391	299 898	335 894
1 INSULATED WIRE, CABLE	659 868	679 825	609 272	547 484	270 212	300 635
2 ELECTRIC INSULATING EQUIP	48 681	61 951	66 959	63 907	29 686	35 259
774 ELECTRO-MEDCL, XRAY EQUIP	34 841	38 903	541 125	477 741	240 789	262 590
1 ELECTRO-MEDICAL EQUIPMNT	8 510	10 088	239 515	183 633	106 373	100 894
2 X-RAY APPARATUS	26 331	28 815	301 610	294 108	134 416	161 696
775 HOUSEHOLD TYPE EQUIP NES	1 798 301	1 836 180	1 625 120	1 510 004	721 799	830 918
1 HOUSEHOLD LDRY EQUIP NES	476 864	523 782	278 200	284 898	123 878	156 971

4 IMPORTS AND EXPORTS (SPECIAL TRADE) BY GROUPS AND SUBGROUPS OF THE SITC-REV. II  
4.1 IMPORTS

GROUP / SUBGROUP	1981 DT = 100 KG	1980	1981 1 000 DM	1980	1981 1 000 \$	1980
2 DOM REFRIGERATRS,FREEZRS	547 807	549 779	369 717	342 179	163 623	188 571
3 DOMSTC DISHWASHING MACHS	37 185	34 630	30 798	27 307	13 636	15 068
4 ELECTRIC SHAVERS,CLIPPERS	3 505	4 256	22 609	27 393	10 034	14 993
7 DOMESTIC ELECTRIC EQUI NES	196 833	201 992	341 973	322 354	152 241	177 170
8 ELECTRO-THERMIC APPL NES	536 107	521 741	581 823	505 873	258 387	278 145
776 TRANSISTORS,VALVES,ETC	491 426	565 428	3 402 556	3 294 179	1 511 714	1 813 505
1 TV PICTURE TUBES	363 051	395 128	471 595	472 229	209 828	260 323
2 OTH ELECTRONIC TLBES ETC	7 183	6 982	128 252	115 655	56 829	63 802
3 DIODES,TRANSISTORS,ETC	17 900	19 144	758 892	787 939	336 518	434 470
4 ELECTRONIC MICROCIRCUITS	20 060	19 846	1 820 531	1 694 241	809 325	931 526
8 ELECTRONIC COMP PTS,CRYSTLS	83 232	124 328	223 286	224 115	99 214	123 384
778 ELECTRICAL MACHINERY NES	2 404 268	2 570 081	2 947 854	2 702 004	1 307 680	1 487 339
1 BATTERIES,ACCUMULATORS	505 356	500 297	437 621	385 666	193 722	212 429
2 ELECTRIC LAMPS,BULBS	150 782	164 950	323 624	351 144	144 311	193 293
3 AUTOMOTIVE ELECTRIC EQUIP	278 495	283 445	546 546	504 000	242 073	277 883
4 ELECTRO-MECH HAND TOOLS	103 699	93 959	347 396	315 705	153 522	174 120
8 OTH ELEC MACHY,EQUIP NES	1 365 936	1 527 430	1 292 667	1 145 489	574 052	629 614
781 PASS MOTOR VEH EXC BUSES	8 507 330	9 099 319	8 698 792	8 773 213	3 874 618	4 832 400
782 LORRIES,SPCL MTR VEH NES	1 099 648	1 132 520	1 012 430	997 861	448 348	550 581
1 LORRIES,TRUCKS	984 587	985 346	876 392	844 457	388 326	465 881
2 SPECIAL MOTOR VEHCLS NES	115 061	147 174	136 038	153 404	60 022	84 700
783 ROAD MOTOR VEHICLES NES	132 562	113 933	130 013	124 233	57 829	68 442
1 BUSES	39 834	50 938	49 884	65 121	22 325	35 713
2 TRACTORS FOR TR-TRAILERS	92 728	62 995	80 129	59 112	35 504	32 729
784 MOTOR VEHCL PTS,ACC NES	5 207 461	4 763 504	4 394 392	3 757 473	1 949 024	2 070 683
1 MOTOR VEHICLE CHASSIS	31 746	34 275	39 715	38 848	17 568	21 350
2 MOTOR VEHICLE BODIES	136 446	85 777	82 788	73 673	36 996	40 679
9 OTHER MOTOR VEHCL PARTS	5 039 269	4 643 452	4 271 889	3 644 952	1 894 460	2 008 654
785 MOTOR & OTHER CYCLES ETC	949 279	871 456	1 236 256	993 467	551 094	545 994
1 MOTORCYCLES ETC	490 562	368 675	694 189	494 609	310 450	271 858
2 BICYCLES,ETC NON-MOTOR	106 890	104 277	162 766	141 205	72 187	77 453
3 INVAL CARR,CYCLE ETC PTS	351 827	398 504	379 301	357 653	168 457	196 683
786 VEH NES NONMOTR,TRAILERS	1 031 830	856 997	457 409	396 028	202 957	217 862
1 TRAILERS,TRANSP CONTAINR	583 549	415 263	245 850	197 205	108 954	108 385
8 OTH NONMOTR VEHICLES ETC	448 281	441 734	211 559	198 823	94 003	109 477
791 RAILWAY VEHICLES	410 308	471 746	222 790	170 659	99 835	93 352
1 ELEC LOCOS NON-SELF-GEN	239	295	326	399	140	222
2 OTH RAIL LOCOMOTIVES ETC	3 413	1 509	1 070	357	483	193
3 MECHAN-PROPELLED RY CARS	10 401	10 234	21 746	22 385	9 669	12 341
4 PASSENGER CARS NOT POWRD	3 727	4 804	214	566	89	306
5 FRT,MAINT CARS NOT POWRD	246 696	308 179	51 317	44 351	23 394	24 214
9 RY TRACK FIXT,ETC,PTS	145 832	146 725	148 117	102 601	66 060	56 076
792 AIRCRAFT	147 252	119 010	9 690 004	5 599 639	4 312 681	3 070 887
1 HELICOPTERS	418	513	33 934	35 305	14 569	19 189
2 LIGHT AIRCRAFT NES	1 747	4 006	24 171	46 236	10 853	25 604
3 MEDIUM AIRCRAFT NES	3 215	3 794	295 045	213 859	132 212	116 106
4 HEAVY AIRCRAFT NES	57 765	44 571	5 849 033	2 989 401	2 608 185	1 636 112
8 AIRCRAFT NES,ASSOC EQUIP	2 219	1 479	84 043	27 377	37 100	15 148
9 AIRCRAFT PARTS,NES	81 888	64 647	3 403 778	2 287 461	1 509 762	1 258 728
793 SHIPS AND BOATS	2 099 273	1 632 480	468 592	438 906	205 950	242 388
1 WARSHIPS	-	-	-	-	-	-
2 SHIPS AND BOATS NON-WAR	2 033 735	1 585 898	454 062	411 146	199 384	227 432
3 VESSELS FOR BREAKING UP	35 804	2 143	383	30	170	17
8 SHIPS AND BOATS NES	29 734	44 439	14 147	27 730	6 396	14 939
801 INDUSTRIAL PLANT,CHAP 90	-	-	-	-	-	-
802 INDUSTRIAL PLANT,CHAP 94	-	-	-	-	-	-
812 PLUMBING,HEATING,LIGHTING EQU	1 681 114	1 935 205	811 719	891 135	360 339	491 283
1 CENTRAL HEATING EQUIPMNT	1 001 694	1 238 123	350 491	434 785	155 188	240 034
2 CERAMIC PLUMBING FIXTURES	290 152	297 076	99 353	95 983	44 180	52 982
4 LIGHTING EQUIPMENT	389 268	400 006	361 875	360 367	160 971	198 267
821 FURNITURE	4 347 456	4 460 981	3 142 846	3 065 231	1 400 458	1 683 049
1 CHAIRS,SEATS AND PARTS	1 256 050	1 309 408	1 008 480	994 009	449 474	546 225
2 MED FURN,STUFFD FURNISHES	147 520	135 438	182 938	155 142	81 459	85 192
9 FURNITURE & FURN PTS NES	2 943 886	3 016 135	1 951 428	1 916 080	869 525	1 051 632



4 IMPORTS AND EXPORTS (SPECIAL TRADE) BY GROUPS AND SUBGROUPS OF THE SITC-REV. II  
4.1 IMPORTS

GROUP / SUBGROUP	1981 DT = 100 KG	1980	1981 1 000 DM	1980	1981 1 000 \$	1980
931 TRAVEL GOODS,HANDBAGS	318 717	331 603	834 822	775 530	371 663	428 548
842 MENS OUTERWEAR NOT KNIT	702 276	760 250	2 621 565	2 537 727	1 163 157	1 399 244
1 MENS OVERCOATS ETC	28 337	26 422	162 833	139 272	71 504	76 879
2 MENS SUITS	31 730	34 364	184 301	177 523	82 640	97 822
3 MENS TROUSERS,BREECHES	337 868	382 944	1 127 107	1 174 575	501 768	647 878
4 MENS JACKETS,BLAZERS ETC	44 261	47 703	261 449	243 031	116 338	133 783
9 OTHER MENS OUTERWEAR	260 080	268 817	885 875	803 326	390 907	442 882
843 WOMENS OUTERWEAR NONKNIT	687 255	688 033	3 967 395	3 510 391	1 762 099	1 939 928
1 WOMENS COATS & JACKETS	118 696	122 994	737 770	707 697	325 600	392 377
2 WOMENS SUITS & COSTUMES	30 367	17 101	244 490	132 941	108 628	73 493
3 WOMENS DRESSES	65 036	65 665	487 989	469 969	218 136	259 761
4 WOMENS SKIRTS	82 619	82 186	406 785	374 080	181 309	206 556
5 WOMENS BLOUSES	102 330	102 511	835 179	704 546	371 298	389 317
9 OTHER WOMENS OUTERWEAR	269 207	297 576	1 255 182	1 121 158	557 128	618 404
844 UNDERWEAR NOT KNIT	251 546	298 584	920 345	978 139	409 449	541 028
1 MENS SHIRTS NOT KNITTED	208 789	237 811	793 963	815 155	353 304	450 663
2 OTH MENS UNDEPWEAR NONKN	14 728	24 937	37 820	55 650	16 861	30 886
3 WOMENS UNDERWEAR NONKNIT	28 029	35 836	88 562	107 334	39 284	59 479
845 OUTERWEAR KNIT NONELASTC	674 623	723 400	3 900 071	3 709 584	1 723 026	2 049 124
1 JERSEYS,PULLOVERS KNITT	461 744	493 022	2 739 678	2 532 572	1 204 832	1 399 148
2 WOMENS DRESSES KNITTED	89 410	100 341	586 921	630 472	260 995	348 684
9 OTHER OUTERWEAR KNITTED	123 469	130 037	573 472	546 540	257 199	301 292
846 UNDERWEAR KNITTED	504 703	498 351	1 790 319	1 610 373	800 325	888 092
1 UNDERWEAR KNITTD OF WOOL	2 371	1 730	13 974	9 870	6 077	5 431
2 UNDERWEAR KNITT OF COTTN	306 197	289 929	1 017 659	862 747	456 111	476 216
3 UNDERWEAR KNITT SYN FIBR	154 407	166 444	489 097	493 051	218 411	271 654
4 UNDERWEAR KNITT OTH FIBR	12 317	9 334	35 895	28 419	15 934	15 753
5 CORSETS,GARTERS,ETC	29 411	30 914	233 694	216 286	103 792	119 038
847 TXTL CLTHNG ACCESRY NES	172 944	176 648	632 464	592 156	281 076	326 467
1 TXTL CLTHG ACSRY NONKNIT	37 519	39 461	211 047	207 741	93 895	114 636
2 CLTHNG ACCESRY NES KNIT	135 425	137 187	421 417	384 415	187 181	211 831
848 HEADGEAR,NONTXTL CLOTHNG	345 082	360 519	2 275 918	2 144 864	1 005 810	1 182 235
1 LEATHER CLOTHES,ACCESRY NES	175 116	169 121	968 052	803 615	431 143	445 544
2 PLASTIC,RUBBER CLOTHING	88 214	97 163	105 453	101 240	46 918	55 948
3 FUR ETC CLOTHES,PROD	40 610	51 352	1 029 631	1 080 402	451 704	592 793
4 HEADGEAR	41 142	42 883	172 782	159 607	76 045	87 950
851 FOOTWEAR	1 367 702	1 551 155	3 608 136	3 880 211	1 605 319	2 149 748
871 OPTICAL INSTRUMENTS	15 564	18 352	278 128	248 852	123 498	136 246
872 MEDICAL INSTRUMENTS NES	98 024	100 375	602 524	540 572	267 326	297 507
873 METERS & COUNTERS NES	22 685	22 656	117 873	105 565	52 246	57 986
1 GAS SUPPLY METERS ETC	10 211	10 516	42 404	40 069	18 752	22 057
2 COUNTING DEVICES NONELEC	12 474	12 140	75 469	65 496	33 494	35 929
874 MEASURING,CONTROLLNG INSTR	220 869	261 953	3 088 556	2 762 739	1 368 473	1 519 941
1 SURVEYING INSTRUMENTS	2 537	3 208	81 197	88 116	35 944	48 418
2 MEASUR,DRAW ETC INST,PTS	38 124	46 442	176 310	163 598	77 795	89 772
3 GAS,LIQUID CONTROL INSTR	39 306	54 591	275 318	279 765	121 406	153 917
4 INSTR NON-MECH,NON-ELECT	3 327	3 040	49 910	43 370	22 121	23 810
5 MEAS,CONTRL,SCI INST NES	12 357	13 913	90 085	81 665	40 012	44 881
8 ELEC MEAS,CONTRL EQU NES	65 418	76 231	1 743 080	1 560 394	772 905	858 373
9 INSTR PARTS,ACCESSORIES	59 800	64 528	674 656	545 831	298 290	300 770
881 PHOTO APPAR & EQUIPT NES	111 208	114 997	1 005 667	950 362	447 297	520 337
1 CAMERAS STILL,FLASH APP	41 743	45 573	663 072	593 864	295 020	325 181
2 CINEMA CAMERAS,PROJ,ETC	18 671	23 001	124 827	156 708	55 546	85 585
3 OTH PHOTO,CINE EQUIP NES	50 794	46 423	217 768	199 790	96 731	109 571
882 PHOTO,CINEMA SUPPLIES	542 308	525 384	1 568 439	1 398 723	695 589	770 683
1 CHEM PHOTO GOODS,RETAIL	264 025	246 713	216 200	189 046	96 123	104 075
2 PHOTO FILM EXC DEV CINMA	278 283	278 671	1 352 239	1 209 677	599 461	666 608
883 DEVELOPED CINEMA FILM	3 982	4 446	56 010	63 968	24 947	35 267
884 OPTICAL GOODS NES	25 774	27 579	662 868	587 146	294 617	322 684
1 OPTICAL ELEMENTS	16 805	17 852	450 431	387 173	199 912	212 453

4 IMPORTS AND EXPORTS (SPECIAL TRADE) BY GROUPS AND SUBGROUPS OF THE SITC-REV. II  
4.1 IMPORTS

GROUP / SUBGROUP	1981 DT = 100 KG	1980	1981 1 000 DM	1980	1981 1 000 \$	1980
2 SPECTACLES AND FRAMES	8 969	9 727	212 437	199 773	94 705	110 231
885 WATCHES AND CLOCKS	67 317	91 171	966 467	1 023 853	428 691	561 278
1 WATCHES, MOVEMENTS, CASES	13 110	15 148	687 608	704 203	304 442	385 768
2 CLOCKS, CLOCK & WATCH PTS	54 207	76 023	278 859	319 650	124 249	175 510
892 PRINTED MATTER	1 370 813	1 371 062	1 076 542	1 011 602	478 227	557 106
1 PRINTED BOOKS, GLOBES, ETC	463 965	493 789	460 550	442 653	204 674	243 378
2 NEWSPAPERS, PERIODICALS	338 102	327 482	181 444	173 532	80 844	95 444
4 PICTURE POSTCARDS ETC	28 346	35 653	62 535	63 879	27 730	35 224
8 PRINTED MATTER NES	540 400	514 138	372 013	331 538	164 979	183 060
893 ARTICLES OF PLASTIC NES	2 494 237	2 524 985	1 904 629	1 823 156	846 846	1 004 284
1 PLSTC PACKG CONTNRS, LIDS	856 893	806 350	518 799	471 864	230 372	260 071
2 PLSTC SANITRY, TOILET ART	151 207	169 043	150 992	155 668	67 335	85 935
3 PLASTIC ORNAMENTS	26 829	36 312	22 376	24 854	9 894	13 710
5 PLSTC ELEC LIGHT ARTCL	24 255	25 226	29 333	29 277	13 034	16 107
9 MISC PLASTIC ARTICLES	1 435 053	1 488 054	1 183 129	1 141 493	526 211	628 461
894 TOYS, SPORTING GOODS, ETC	927 487	1 108 784	1 772 529	1 740 125	786 395	959 165
1 BABY CARRIAGES, PTS NES	21 693	19 937	22 154	20 118	9 849	11 056
2 TOYS, INDOOR GAMES	645 495	674 800	1 243 928	1 067 410	552 734	587 586
6 NON-MILITARY ARMS & AMMO	30 355	28 688	58 986	55 128	26 196	30 268
7 OTH SPORT GDS, FAIR AFUSM	229 944	385 359	447 461	597 469	197 616	330 255
895 OFFICE SUPPLIES NES	111 689	111 279	246 172	203 224	108 836	111 766
1 BASE MTL OFFICE SUPPLIES	31 265	29 412	20 593	19 054	9 151	10 491
2 PENS, PENCILS, FOUNTN PENS	48 327	52 395	152 530	129 491	67 398	71 233
9 OTHER OFFICE SUPPLIES	32 097	29 472	73 049	54 679	32 287	30 042
896 WORKS OF ART ETC	43 483	51 536	533 695	612 275	238 042	336 246
897 GOLD, SILVER WARE, JEWELRY	9 751	11 251	542 545	587 384	240 282	323 060
2 IMITATION JEWELLERY	7 611	8 640	100 109	101 293	44 368	55 741
3 PREC JEWELRY, GLD-SILVWARE	2 064	2 514	433 535	475 082	191 966	261 243
4 PREC MTL INDUS, LAB EQUIP	76	97	8 901	11 009	3 948	6 076
898 MUSICAL INSTRUMENTS, PTS	372 774	369 245	1 287 159	988 915	571 305	541 674
1 PIANOS & OTH STRING INST	51 380	59 315	93 636	94 115	41 868	51 535
2 MUSICAL INSTRUMENTS NES	84 209	94 769	235 204	227 986	105 037	124 274
3 SOUND RECRDNG TAPE, DISCS	219 750	197 500	918 759	632 333	406 824	346 943
9 MUSCL INSTR PTS, ACCESSRY	17 435	17 661	39 560	34 481	17 576	18 922
899 OTHER MANUFACTURED GOODS	709 246	774 159	1 133 858	1 118 257	503 931	615 947
1 CARVED, MOULDED GOODS	7 704	9 383	48 731	52 034	21 630	28 673
3 COMBUSTIBLE PRODUCTS ETC	247 052	276 850	224 302	236 022	99 546	129 370
4 UMBRELLAS, CANES ETC	72 912	76 417	105 675	95 676	47 553	52 721
6 HEARING, ORTHOPAEDIC AIDS	3 467	3 274	322 507	295 948	142 984	162 722
7 BASKETWORK, PROOMS ETC	289 321	292 605	193 076	178 065	85 940	98 204
8 SMALLWARES, TOILETRY ETC	40 259	48 755	105 544	113 019	46 809	62 425
9 OTHER MANUF GOODS NES	48 531	66 875	134 023	147 493	59 469	81 832
911 MAIL NOT CLASSED BY KIND 1)	-	-	-	-	-	-
931 SPECIAL TRANSACTIONS	4 766 220	9 171 629	7 393 084	6 932 854	3 275 051	3 811 768
941 ZOO ANIMALS, PETS	11 749	11 966	29 226	27 032	12 834	14 905
951 WAR FIREARMS, AMMUNITION	10 812	13 114	37 075	39 669	16 458	21 854
961 COIN NONGOLD, NONCURRENT 1)	635	14 358	79 618	1 413 589	35 716	796 675
971 GOLD, NON MONETARY NES	2 120	2 873	2 141 211	2 812 178	948 622	1 548 059
972 GOLD COIN 1)	203	265	671 023	963 500	296 872	530 814
TOTAL	3 411 975 461	3 742 501 265	369 178 790	341 380 308	163 936 735	188 000 478

1) SEE INTRODUCTION, CIPHER 2.3

4 IMPORTS AND EXPORTS (SPECIAL TRADE) BY GROUPS AND SUBGROUPS OF THE SITC-REV. 11  
4.2 EXPORTS

GROUP / SUBGROUP	1981 DT = 100 KG	1980	1981 1 000 DM	1980	1981 1 000 \$	1980
001 LIVE ANIMALS	1 691 170	1 409 577	783 575	586 989	348 490	322 485
1 BOVINE CATTLE	1 284 563	923 084	599 403	415 466	266 921	228 273
2 SHEEP, LAMBS, GOATS	62 390	105 426	28 101	36 888	12 254	20 286
3 SWINE, LIVE	237 096	278 163	74 658	78 115	33 306	42 862
4 LIVE POULTRY	25 773	42 928	29 804	26 098	13 175	14 396
5 HORSES, ASSES, MULES	81 275	59 773	51 415	29 890	22 745	16 376
9 LIVE ANIMALS FR FOOD NES	73	203	194	532	89	292
011 MEAT FRESH, CHILLD, FROZEN	5 030 381	4 467 554	2 627 655	1 973 484	1 163 078	1 085 106
1 BOVINE MEAT FRESH, FROZEN	3 680 237	3 358 447	2 199 322	1 644 520	973 838	905 019
2 MUTTON ETC FRSH, CHLD, FRN	16 799	65 986	12 289	48 788	5 383	26 931
3 PIG MEAT FRESH, CHLD, FRZN	513 171	339 728	208 844	139 161	92 031	76 247
4 POULTRY FRESH, CHLD, FRZN	502 920	407 263	141 333	96 805	62 879	52 674
5 HORSE MEAT FRSH, CHLD, FRN	4 760	149	2 233	87	964	49
6 EDIBLE OFFAL FRESH, CH, FR	295 205	275 450	41 668	25 378	18 532	13 947
8 MEAT NES FRESH, CHLD, FRZN	17 289	20 531	21 963	18 745	9 451	10 239
012 MEAT DRIED, SALTED, SMOKED	51 107	34 460	36 938	24 346	16 238	13 412
1 PIG MEAT DRIED, SLTD, SMKD	43 731	26 722	35 877	23 587	15 775	13 004
9 MEAT NES DRIED, SLTD, SMKD	7 376	7 738	1 061	759	463	408
014 MEAT PREPD, PRSRVD, NES ETC	260 374	295 879	172 932	159 272	76 573	87 635
1 MEAT, FISH EXTRACTS, JUICES	433	519	1 354	1 216	610	676
2 SAUSAGES INCL TINNED	163 321	141 084	110 390	89 903	48 833	49 473
9 OTH PREPD, PRSRVD MEAT	96 620	154 276	61 188	68 153	27 130	37 486
022 MILK AND CREAM	22 206 203	20 686 551	2 261 279	2 194 399	1 009 716	1 209 186
3 MILK AND CREAM FRESH	15 502 998	12 413 713	641 353	604 293	374 407	331 366
4 MILK, CREAM PRESERVED ETC	6 703 205	8 272 838	1 419 926	1 590 106	635 309	877 820
023 BUTTER	2 516 280	2 366 550	1 505 205	1 073 936	677 178	589 009
024 CHEESE AND CURD	2 476 652	2 153 445	1 437 559	1 114 324	636 962	612 939
025 EGGS, BIRDS, FRESH, PRSRVD	255 080	252 964	73 454	61 691	32 812	33 824
1 EGGS, BIRDS, FRSH IN SHELL	227 269	214 728	57 222	45 252	25 601	24 821
2 EGGS, BIRDS, FR NOT I SHL	27 811	38 236	16 232	16 439	7 211	9 003
034 FISH FRESH, CHILLED, FROZN	793 519	784 080	258 589	234 588	115 191	129 205
1 FISH FRESH, CHLD, EX FILLT	114 870	95 959	29 622	23 005	13 269	12 520
2 FISH FROZEN, EXCL FILLETS	297 107	311 595	68 602	48 493	30 557	26 621
3 FISH FILLETS, FRESH, CHLLD	40 543	40 456	19 767	18 374	8 919	10 063
4 FISH FILLETS, FROZEN	340 999	336 070	140 598	144 816	62 446	80 001
035 FISH SALTED, DRIED, SMOKED	21 046	24 515	13 601	15 679	6 044	8 580
036 SHELL FISH FRESH, FROZEN	159 555	182 604	43 189	37 397	19 212	20 487
037 FISH ETC PREPD PRSRVD NES	244 051	272 075	176 443	178 371	78 306	97 975
1 FISH PREPARD, PRSRVD NES	225 569	249 922	147 261	148 155	65 532	81 463
2 SHELL FISH PREPD, PRSRVD	18 482	22 153	29 182	30 216	12 774	16 512
041 WHEAT ETC UNMILLED	4 956 182	7 737 966	224 332	335 868	98 905	187 167
1 DURUM WHEAT UNMILLED	1 044	7 614	58	378	25	215
2 OTHER WHEAT UNMILLED	4 955 138	7 730 352	224 274	335 490	98 880	186 952
042 RICE	312 819	291 381	48 345	39 207	21 540	21 502
1 RICE IN HUSK OR HUSKED	18 987	12 317	3 540	1 959	1 569	1 076
2 RICE SEMI-MILLED, MILLED	293 832	279 064	44 805	37 248	19 971	20 426
043 BARLEY UNMILLED	5 802 356	2 130 998	238 077	76 697	104 011	42 654
044 MAIZE UNMILLED	1 625 029	1 253 166	90 062	71 618	39 669	39 228
045 CEREALS NES UNMILLED	2 521 169	2 689 218	94 706	85 253	40 399	47 144
1 RYE UNMILLED	2 387 149	2 583 378	36 498	76 930	36 723	43 665
2 OATS UNMILLED	120 199	96 460	6 527	5 153	2 913	2 841
9 OTHER CEREALS UNMILLED	13 821	9 380	1 681	1 170	763	638
046 WHEAT ETC MEAL OP FLOUR	6 939 548	7 227 488	448 526	406 305	200 809	224 454
047 OTHER CEREAL MEALS, FLOUR	1 404 705	1 789 057	62 238	74 254	36 360	40 970
048 CEREAL ETC PREPARATIONS	3 742 220	3 754 287	706 573	603 719	313 536	332 336

4 IMPORTS AND EXPORTS (SPECIAL TRADE) BY GROUPS AND SUBGROUPS OF THE SITC-REV. II  
4.2 EXPORTS

GROUP / SUBGROUP	1981 DT = 100 KG	1980	1981 1 000 DM	1980	1981 1 000 \$	1980
1 PREPD BREAKFAST FOOD ETC	678 062	957 997	107 316	101 484	47 800	55 895
2 MALT INCLUDING FLOUR	1 784 553	1 595 877	126 363	97 706	56 093	53 996
3 MACARONI, SPAGHETTI ETC	88 422	109 609	20 588	20 200	9 162	11 122
4 BAKERY PRODUCTS	982 362	874 870	362 436	298 703	160 410	164 307
8 OTH CEREAL PREPS, MALT EX	208 821	215 934	89 870	85 626	40 071	47 016
054 VEG ETC FRSH, SMPLY PRSVD	3 325 621	2 773 709	425 620	339 514	193 342	186 124
1 POTATOES FRSH EXCL SWEET	1 329 701	1 592 083	33 597	33 762	14 759	18 623
2 LEGUMINOUS VEGTBLES DRY	97 715	81 673	14 045	12 536	6 398	6 852
4 TOMATOES FRESH	4 406	6 185	850	1 085	383	587
5 OTHER FRESH VEGETABLES	350 466	310 127	32 123	19 160	14 561	10 529
6 VEGETABLES SIMPLY PRSVD	233 506	176 896	37 949	33 068	16 823	18 242
8 EDIBLE VEG NES FRSH, DRY	1 309 827	606 745	307 056	239 903	140 418	131 291
056 VEGTBLES ETC PRSVD, PREPD	607 169	486 110	176 609	132 440	78 192	72 838
1 VEG DRIED EXCL LEGUMES	72 604	74 504	54 796	44 342	24 284	24 398
4 FLOUR ETC OF FRUIT, VEG	28 422	20 389	7 765	5 131	3 409	2 828
5 VEGTBLES PRSVD, PREPD NES	506 143	391 217	114 048	82 967	50 499	45 612
057 FRUIT, NUTS, FRESH, DRIED	1 084 009	1 070 473	222 352	190 415	97 574	105 237
1 ORANGES, TANGERINES ETC	158 131	147 160	17 367	15 119	7 774	8 313
2 LEMONS, GRAPEFRUIT ETC	74 619	76 780	11 162	9 622	4 901	5 296
3 BANANA, PLANTAIN, FRSH, DRY	32 251	33 642	4 333	4 037	1 920	2 232
4 APPLES FRESH	305 786	283 330	25 570	19 825	11 438	10 910
5 GRAPES FRESH OR DRIED	136 424	89 600	24 013	14 358	10 412	7 893
6 FIGS, FRESH OR DRIED	625	677	210	202	92	106
7 NUTS EDIBLE FRESH OR DRY	130 010	103 177	79 551	58 948	35 236	32 430
9 FRUIT FRESH OR DRIED NES	246 163	336 107	60 146	68 304	25 801	38 057
058 FRUIT PRESERVED, PREPARED	2 783 540	2 144 752	490 963	376 528	217 132	207 584
2 FRUIT PRESERVED BY SUGAR	800	964	749	687	324	380
3 FRUIT JAMS, JELLIES ETC	94 040	77 393	22 174	16 687	9 816	9 207
5 FRUIT OR VEGETABLE JUICE	2 135 832	1 583 958	244 389	179 992	107 993	99 425
6 FRUIT TEMPORARILY PRSVD	156 120	97 594	44 844	26 109	19 844	14 353
9 FRUIT PREPRD, PRESRVD NES	396 748	384 843	178 807	153 053	79 155	84 219
061 SUGAR AND HONEY	13 213 447	10 049 908	1 619 243	979 444	720 712	539 230
1 RAW BEET AND CANE SUGAR	477 038	444 359	47 518	25 749	21 026	13 822
2 REFINED SUGAR ETC	11 235 843	8 464 922	1 406 017	837 718	626 425	461 698
5 MOLASSES	333 292	186 585	10 043	4 971	4 424	2 713
6 NATURAL HONEY	129 855	82 955	45 745	29 688	20 257	16 285
9 SUGARS AND SYRUPS NES	1 037 419	871 087	109 920	81 318	48 580	44 712
062 SUGAR PREPS NON-COCA	327 772	299 093	146 063	125 861	64 813	69 402
071 COFFEE AND SUBSTITUTES	630 831	529 129	677 185	612 269	300 150	338 347
1 COFFEE GREEN, ROASTED, SUB	475 837	405 798	352 655	338 342	156 143	187 345
2 COFFEE EXTRACTS, ESSENCES	154 994	123 331	324 530	273 927	144 007	151 002
072 COCOA	535 672	423 262	392 330	362 255	174 067	199 648
1 COCOA BEANS RAW ROASTED	19 787	15 600	9 123	8 988	4 017	4 928
2 COCOA POWDER UNSWEETENED	226 728	181 635	93 311	98 468	41 450	54 375
3 COCOA BUTTER AND PASTE	289 157	226 027	289 896	254 799	128 600	140 345
073 CHOCOLATE AND PRODUCTS	745 191	636 557	439 157	363 198	195 419	199 768
074 TEA AND MATE	19 772	14 651	16 286	12 005	7 233	6 596
1 TEA	19 660	14 532	16 228	11 962	7 209	6 571
2 MATE	112	119	58	43	24	25
075 SPICES	43 740	39 772	43 113	36 226	19 061	19 933
1 PEPPER AND PIMENTO	9 027	9 028	5 981	5 846	2 657	3 228
2 SPICES, EXCL PEPPER, ETC	34 713	30 744	37 132	30 380	16 404	16 705
081 FEEDING STUFF FOR ANIMLS	38 825 718	31 049 766	2 085 446	1 461 966	930 921	801 780
1 HAY FODDER GREEN, DRY	3 656 819	3 397 196	41 571	41 663	18 453	22 908
2 BRAN, POLLARD, SHARPS, ETC	1 515 916	1 597 492	58 200	57 145	25 933	31 359
3 VEGETABLE OIL RESIDUES	13 835 120	10 885 669	808 847	506 722	358 059	278 269
4 MEAT OR FISH MEAL FODDER	1 123 144	1 045 107	128 578	96 154	56 613	53 150
9 FOOD WASTE AND FEED NES	18 694 719	14 124 302	1 048 250	760 282	471 863	416 094
091 MARGARINE AND SHORTENING	1 447 791	1 525 493	208 916	196 096	92 576	108 322
3 PIG, POULTRY FAT RENDERED	979 311	1 045 722	113 756	108 823	50 244	60 148
4 MARGARINE, EDIBLE FAT NES	468 480	479 771	95 160	87 273	42 332	48 174
098 EDIBLE PRODCTS, PREPS NES	1 580 290	1 343 291	648 138	505 710	287 765	278 159
111 NON-ALCOHL BEVERAGES NES	58 897 135	59 568 965	145 659	117 867	63 747	65 119

4 IMPORTS AND EXPORTS (SPECIAL TRADE) BY GROUPS AND SUBGROUPS OF THE SITC-REV. II  
4.2 EXPORTS

GROUP / SUBGROUP	1981 DT = 100 KG	1980	1981 1 000 DM	1980	1981 1 000 \$	1980
112 ALCOHOLIC BEVERAGES	5 576 142	4 902 971	1 249 912	996 997	550 712	548 512
1 WINE OF FRESH GRAPES ETC	2 059 504	1 855 593	782 506	627 116	344 923	344 602
2 CIDER, PERRY, MEAD ETC	26 041	24 504	4 301	3 691	1 898	2 004
3 BEER, ALE, STOUT, PORTER	3 406 088	2 925 320	397 851	306 354	174 981	168 940
4 DISTILLED ALCOHOLIC BEVS	84 509	97 554	65 254	59 836	28 910	32 966
121 TOBACCO UNMNFCTRD, REFUSE	120 249	99 713	31 704	28 898	14 070	15 900
1 TOBACCO, NOT STRIPPED	44 389	26 223	13 821	9 440	6 118	5 178
2 TOBACCO STRIPPED	16 024	20 636	13 756	16 600	6 130	9 148
3 TOBACCO REFUSE	59 836	52 854	4 127	2 858	1 822	1 574
122 TOBACCO MFRS	463 017	416 233	832 803	651 597	367 036	358 913
1 CIGARS, CHEROOTS	9 494	9 488	47 148	37 679	20 937	20 659
2 CIGARETTES	425 334	365 896	754 432	570 367	332 258	314 197
3 OTHER MFD TOBACCO	28 189	40 849	31 223	43 551	13 841	24 057
211 HIDES, SKINS, UNDRESSED	1 293 977	1 103 980	301 893	248 578	134 807	136 918
1 BOVINE, EQUINE HIDES	1 078 034	931 509	250 402	209 356	111 875	115 345
2 CALF AND KIP SKINS	77 656	69 355	39 609	27 391	17 706	15 021
4 GOAT AND KID SKINS	303	302	535	661	225	347
6 SHEEP SKIN COMMON W WOOL	23 266	28 275	4 135	6 340	1 829	3 523
7 SHEEP SKIN WITHOUT WOOL	4 430	2 576	2 164	925	952	505
9 SKIN NES, WASTE, USED LTHR	110 288	71 963	5 048	3 905	2 220	2 177
212 FUR SKINS UNDRESSED	3 613	4 955	67 123	75 139	30 351	41 480
222 SEEDS FOR SOFT FIXED OIL	569 937	488 763	69 726	45 917	31 764	25 642
1 GROUNDNUTS GREEN	38 315	32 054	10 237	5 269	4 511	2 867
2 SOYA BEANS, EXCL FLOUR	61 305	103 142	5 014	5 502	2 342	3 107
3 COTTON SEED, EXCL FLOUR	1	-	2	-	1	-
4 SUNFLOWER SEEDS	15 386	23 090	2 588	2 481	1 173	1 352
5 SESAME SEEDS	2 536	1 350	814	435	357	240
6 RAPE AND COLZA SEEDS	452 394	329 127	51 071	32 230	23 380	18 076
223 SEEDS FOR OTH FIXED OILS	114 814	84 085	15 127	10 262	6 718	5 648
1 COPRA EXCL FLOUR, MEAL	-	-	-	-	-	-
2 PALM NUTS AND KERNELS	-	-	-	-	-	-
4 LINSEED, EXCL FLOUR, MEAL	20 594	9 299	2 537	1 636	1 140	904
5 CASTOR OIL SEED	210	-	11	-	5	-
8 OIL SEEDS & FRUIT NES	37 488	23 675	6 133	3 340	2 715	1 843
9 OIL SEED FLOUR AND MEAL	56 522	51 111	6 446	5 286	2 858	2 901
232 NATURAL RUBBER, GUMS	24 687	17 137	7 274	5 129	3 268	2 812
233 RUBBER, SYNTHETIC, RECLAIMD	3 060 628	2 833 494	734 914	619 958	326 396	341 871
1 SYNTHETIC RUBBER ETC	2 677 905	2 485 844	713 716	597 799	317 108	329 622
2 RCLMD, SCRAP UNHARDND RUB	382 723	347 650	21 198	22 159	9 288	12 249
244 CORK RAW AND WASTE	1 193	1 590	794	899	351	494
245 FUEL WOOD NES, CHARCOAL	76 599	125 291	6 053	6 141	2 700	3 383
246 PULPWOOD, CHIPS, WOODWASTE	14 832 665	15 854 428	173 907	192 140	76 758	105 956
247 OTH WOOD ROUGH, SQUARED	7 687 580	7 947 948	199 952	192 917	88 555	106 175
1 SAW-, VENEER-LOGS CONIFER	3 462 913	3 453 490	86 756	82 639	38 420	45 373
2 SAW-, VENEER-LOGS NON-CON	1 914 917	1 921 121	48 424	53 343	21 629	29 452
9 PTPROPS, POLES, PILING, ETC	2 309 750	2 573 337	64 772	56 935	28 506	31 350
248 WOOD SHAPED	5 865 557	5 972 419	398 093	383 126	176 512	210 953
1 RAILWAY SLEEPERS, TIES	405 195	382 733	18 392	15 626	8 100	8 570
2 LUMBER SHAPED CONIFER	2 426 776	2 574 010	186 045	168 986	82 349	104 091
3 LUMBER SHAPED NON-CONIFER	3 023 586	3 015 676	193 656	178 514	86 063	98 292
251 PULP AND WASTE PAPER	7 177 037	6 506 996	246 608	244 883	109 802	134 992
1 WASTE PAPER	6 026 140	5 274 046	108 715	121 340	48 464	66 967
2 MECHANICAL WOOD PULP	4 039	3 495	172	132	74	71
6 CHEM WOOD PULP DISSOLVNG	361 403	319 141	50 249	37 487	22 235	20 614
7 SULPHATE WOOD PULP	22 207	70 098	2 749	6 821	1 215	3 779
8 SULPHITE WOOD PULP	758 079	834 587	83 415	77 848	37 235	42 868
9 OTHER CELLULOSIC PULPS	5 169	5 629	1 308	1 255	579	693
261 SILK	2 639	4 384	3 256	5 354	1 447	2 953
3 RAW SILK NOT THROWN	43	96	329	558	140	314
4 SILK WORM COCOONS, WASTE	2 596	4 288	2 927	4 796	1 307	2 639
263 COTTON	596 413	604 930	132 709	119 770	58 825	66 005

4 IMPORTS AND EXPORTS (SPECIAL TRADE) BY GROUPS AND SUBGROUPS OF THE SITC-REV. II  
4.2 EXPORTS

GROUP / SUBGROUP	1981 DT = 100 KG	1980	1981 1 000 DM	1980	1981 1 000 \$	1980
1 RAW COTTON,EXCL LINTERS	105 182	122 637	43 166	43 867	19 006	24 180
2 COTTON LINTERS	258 349	253 199	56 386	44 733	25 023	24 628
3 COTTON WASTE UNCOMBED	230 691	225 523	32 417	30 068	14 466	16 589
4 COTTON CARDED COMBED	2 191	3 571	740	1 102	330	608
264 JUTE,OTH TEX BAST FIBRES	7 210	7 003	489	311	218	173
265 VEG FIBRE,EXCL COTN JUTE	4 372	7 971	864	1 456	387	809
1 FLAX & RAMIE,TOW & WASTE	2 188	2 806	422	461	189	257
2 TRUE HEMP,TOW,WASTE	117	84	67	52	29	29
4 AGAVE FIBRES AND WASTE	529	1 011	97	216	44	120
5 MANILA FIBRE,TOW,WASTE	85	2	10	1	5	1
9 VEG TEXT FIBRE,WASTE,NES	1 453	4 068	268	726	120	402
266 SYNTHETIC FIBRE TO SPIN	3 270 485	2 859 995	1 306 723	1 048 033	579 542	576 583
5 DISCN SYNTH FIBRE UNCOMBD	2 558 385	2 185 164	1 008 805	790 490	447 704	434 809
6 CONTIN FILAMNT TOW SYNTH	636 055	590 631	256 712	219 142	113 621	120 537
7 DISCON SYNTH FIBRE COMED	76 045	84 200	41 206	38 401	18 217	21 237
267 OTHER MAN-MADE FIBRES	726 565	586 514	207 093	149 548	91 989	82 420
1 REGENERATD FIBRE TO SPIN	348 337	292 537	151 414	108 137	67 302	59 596
2 WASTE OF MAN-MADE FIBRES	378 228	293 977	55 679	41 411	24 687	22 824
268 WOOL(EXC TOPS),ANML HAIR	169 984	181 737	140 013	133 233	62 461	73 453
1 WOOL GREASY,FLEECE-WSHED	13 098	13 620	5 775	5 454	2 465	3 054
2 WOOL DEGREASED	71 372	78 070	63 866	63 691	28 769	35 122
3 FINE HAIR UNCOMBED	6 503	8 433	28 200	24 647	12 491	13 585
5 COARSE HAIR UNCOMBED	3 819	3 269	4 045	3 561	1 797	1 945
6 WASTE OF WOOL,HAIR NES	68 799	70 792	28 702	26 816	12 807	14 755
7 WOOL OR HAIR COMBED	6 393	7 553	9 425	9 064	4 132	4 992
269 WASTE OF TEXTILE FABRICS	1 479 001	1 464 516	144 635	126 632	64 430	69 597
271 FERTILIZERS,CRUDE	1 011 499	998 452	6 503	5 713	2 887	3 136
1 ANIMAL,VEG FERTLZR,CRUDE	593 097	627 048	2 801	2 689	1 254	1 481
2 NATURAL SODIUM NITRATE	-	-	-	-	-	-
3 NATURAL PHOSPHATES NES	19 587	15 554	470	360	210	197
4 NTRL POTASSIC SALTS,CRDE	398 815	355 850	3 232	2 664	1 423	1 458
273 STONE,SAND AND GRAVEL	197 483 680	213 176 297	287 842	279 875	127 240	154 100
1 BLDG,DIMENSION STONE	15 689 923	8 730 097	41 533	25 916	18 294	14 155
2 CALCAREOUS STONE	4 079 618	4 633 194	33 608	33 444	14 973	18 429
3 SAND,EXCL METAL-BEARING	67 148 571	77 293 739	69 915	71 321	30 941	39 254
4 GRAVEL,CRUSHED STONE	110 565 568	122 519 267	142 786	149 194	63 032	82 262
274 SULPHUR ETC	4 501 296	3 953 679	142 491	88 912	63 391	48 704
1 SULPHUR	4 480 405	3 943 998	141 259	87 929	62 840	48 163
2 IRON PYRITES UNROASTED	20 893	9 681	1 232	983	551	541
277 NATURAL ABRASIVES NES	3 104 568	4 914 960	31 946	32 649	14 028	17 903
1 INDUSTRIAL DIAMONDS	-	-	11 769	9 471	5 143	5 199
2 OTHER NATURAL ABRASIVES	3 104 568	4 914 960	20 177	23 178	8 885	12 704
278 OTHER CRUDE MINERALS	95 654 109	98 739 370	615 586	569 872	272 660	313 921
2 REFRACTORY MINERALS NES	23 614 592	21 436 554	201 098	188 944	89 207	104 138
3 SALT	20 476 906	18 406 578	91 070	74 970	40 573	41 275
4 ASBESTOS CRDE,SMPLY WRKD	430 334	273 340	73 872	38 454	32 370	20 899
5 QUARTZ,MICA,FELSPAR,ETC	1 725 845	1 565 971	22 140	20 277	9 806	11 169
6 SLAG,SCALINGS,DROSS,ETC	29 733 228	33 476 514	51 452	53 420	22 738	29 436
9 MINERALS CRUDE NES	19 673 204	23 580 413	175 954	193 807	77 966	107 004
281 IRON ORE,CONCENTRATES	825 243	1 606 415	3 162	4 059	1 392	2 246
4 ROASTED IRON PYRITES	768 258	1 568 290	2 098	2 990	924	1 662
5 IRON ORE CONC NOT AGGLOM	56 985	38 124	1 064	1 068	468	584
6 IRON ORE AGGLOMERATES	-	1	-	1	-	-
282 IRON AND STEEL SCRAP	34 069 893	30 767 930	787 253	762 238	348 148	421 326
286 URANIUM,THORIUM ORE,CONC	-	-	8	-	4	-
287 BASE METAL ORES,CONC NES	4 476 381	4 091 719	505 313	604 989	223 739	332 376
1 CPR ORE ETC INC CEMNT CP	2 838	6 249	300	1 659	143	918
2 NICKEL ORES,CONCENTRATES	519	3 026	788	3 252	323	1 784
3 ALUMINIUM ORES,ALUMINA	3 512 280	2 811 978	184 399	140 994	81 691	77 406
4 LEAD ORES,CONCENTRATES	3 001	20 000	445	840	194	466
5 ZINC ORES,CONCENTRATES	615 657	881 321	36 600	34 307	16 144	18 789
6 TIN ORES,CONCENTRATES	1	-	3	-	1	-
7 MANGANESE ORE,CONCENTRTE	21 735	14 050	1 260	644	560	351
9 NONFER ORE,CONCENTRTE NES	320 350	355 095	281 518	423 293	124 683	232 662

4 IMPORTS AND EXPORTS (SPECIAL TRADE) BY GROUP AND SUBGROUPS OF THE SITC-REV. II  
4.2 EXPORTS

GROUP / SUBGROUP	1981 MT = 100 KG	1980	1981 1 000 DM	1980	1981 1 000 \$	1980
288 NONFERR METAL SCRAP NES	3 781 486	3 370 669	545 264	506 596	240 910	279 550
1 METALIFEROUS NONFER WSTE	2 090 142	1 664 715	184 408	142 307	80 481	78 494
2 OTH NONFER MTL SCRAP NES	1 691 344	1 705 954	360 856	364 289	160 429	201 056
289 PREC METAL ORE, WASTE NES	3 670	2 231	53 920	16 221	24 480	8 891
291 CRUDE ANIMAL MTRIALS NES	1 262 554	1 229 847	283 964	242 038	125 716	132 954
1 BONES, IVORY, HORNS, ETC	547 253	522 599	20 823	17 110	9 209	9 405
9 OTH ANIMAL MATERIALS NES	715 301	707 248	263 141	224 928	116 507	123 549
292 CRUDE VEG MATERIALS NES	664 033	604 134	554 907	456 632	250 061	250 425
2 NAT GUMS, RESINS, LACS, ETC	41 689	41 085	31 184	22 941	13 847	12 634
3 VEG PLAITING MATERIALS	16 104	12 835	7 429	7 088	3 300	3 903
4 VEG USED IN PHARMACY ETC	71 536	64 727	47 234	39 616	21 044	21 846
5 SEEDS, ETC FOR PLANTING	121 161	87 718	144 291	96 992	66 074	53 623
6 LIVE PLANTS, BULBS, ETC	293 191	286 383	124 141	116 065	55 513	63 282
7 CUT FLOWERS, FOLIAGE	37 594	36 569	17 419	16 034	7 809	8 708
9 OTH CRUDE VEG MATERIALS	82 758	74 817	183 209	157 896	82 474	86 429
322 COAL, LIGNITE, PEAT	120 151 614	130 857 912	2 577 845	2 237 398	1 141 112	1 233 590
1 ANTHRACITE, NOT AGGLOMERATED	16 439 006	17 461 149	521 721	485 275	231 804	267 166
2 OTH COAL, NOT AGGLOMERATED	96 010 252	105 580 747	1 961 524	1 661 381	867 520	916 419
3 LIGNITE, NOT AGGLOMERATED	2 598 590	2 751 520	28 254	25 446	12 476	14 090
4 PEAT, NOT AGGLOMERATED	5 103 766	5 064 496	66 346	65 296	29 312	35 915
323 BRIQUETS, COKE, SEMI-COKE	69 872 772	82 247 457	2 223 125	2 173 599	985 004	1 203 277
1 BRIQUETTES, OVOIDS ETC	9 536 293	9 596 798	221 163	190 025	97 996	104 764
2 COKE, SEMI-COKE, RTRT CRBN	60 336 479	72 650 659	2 001 962	1 983 574	887 008	1 098 513
333 CRUDE PETROLEUM	1 326	701 974	81	34 058	36	17 872
334 PETROLEUM PRODUCTS, REFIN	78 216 588	80 733 449	5 604 794	4 551 248	2 470 448	2 500 524
1 GASOLINE, OTH LIGHT OILS	16 730 914	18 282 923	1 391 531	1 201 266	614 952	661 463
2 KEROSENE, OTH MEDIUM OILS	11 702 015	12 226 884	1 112 922	907 405	488 858	499 461
3 GAS OILS	11 649 147	15 109 934	800 524	874 494	352 923	477 438
4 FUEL OILS, NES	33 620 541	31 235 175	1 513 898	987 768	665 983	543 133
5 LUBS PETROLEUM OILS NES	4 513 971	3 878 533	785 919	580 315	347 732	319 029
335 RESIDUAL PETRLM PROD NES	15 733 552	16 068 608	1 116 814	902 254	492 804	496 902
1 MINERAL JELLY, WAX	1 663 033	1 614 642	248 811	223 336	110 489	122 927
2 MINERAL TARS AND PRODUCTS	4 166 379	3 836 999	330 225	243 607	145 807	134 193
3 MIN TAR PITCH, PITCH COKE	2 978 948	3 376 925	201 837	168 773	89 017	92 607
4 PETROLUM BITUMEN, COKE NES	6 925 192	7 240 042	335 941	266 538	147 491	147 175
341 GAS NATURAL AND MANUFCTD	85 482 770	84 990 675	3 860 786	2 724 336	1 720 405	1 495 173
3 PETROLUM GASES, LIQUEFIED	5 412 422	4 300 035	388 363	235 141	171 713	129 061
4 PETROLUM GASES, GASEOUS	80 046 031	80 677 753	3 490 600	2 488 093	1 547 876	1 365 506
5 COAL GAS, WATER GAS ETC	24 317	12 887	1 823	1 102	816	606
351 ELECTRIC ENERGY, MWH	9 257 489	10 170 158	676 737	601 988	308 738	330 181
411 ANIMAL OILS AND FATS	1 670 985	1 506 084	164 502	138 608	72 819	76 436
1 OILS OF FISH, WHALES ETC	47 369	38 149	5 636	4 794	2 484	2 652
3 ANIML OIL, FAT, GREASE NES	1 623 616	1 467 935	158 866	133 814	70 335	73 784
423 FIXED VEG OILS, SOFT	5 775 439	5 487 337	776 483	679 885	344 492	374 343
2 SOYA BEAN OIL	1 827 052	1 979 096	236 751	248 519	105 496	137 287
3 COTTON SEED OIL	9 721	22 153	2 119	2 879	893	1 587
4 GROUNDNUT, PEANUT OIL	31 469	65 501	8 585	12 078	3 817	6 670
5 OLIVE OIL	1 348	557	597	251	259	137
6 SUNFLOWER SEED OIL	1 358 522	1 510 748	216 729	193 094	96 342	106 580
9 OTH FIXED VEG OILS, SOFT	2 547 327	1 909 282	311 702	223 064	137 685	122 082
424 FIXED VEG OIL NONSOFT	1 133 053	1 072 399	194 678	164 193	86 601	90 302
1 LINSEED OIL	411 777	390 097	65 046	48 114	28 785	26 533
2 PALM OIL	263 346	271 158	43 533	40 198	19 621	21 882
3 COCONUT (COPRA) OIL	198 457	97 057	29 987	17 677	13 145	9 809
4 PALM KERNEL OIL	18 187	39 220	2 777	6 111	1 229	3 390
5 CASTOR OIL	33 221	35 993	8 803	8 712	3 918	4 811
9 FIXED VEGETABLE OILS NES	208 065	238 874	44 532	43 381	19 903	23 877
431 PROCESD ANML VEG OIL, ETC	4 298 403	3 950 815	620 069	558 218	275 340	307 151
1 PROCESD ANML VEG OIL NES	361 527	302 870	79 352	66 937	35 041	36 908
2 HYDROGENATED OIL, FAT	1 900 919	1 862 084	296 504	267 641	131 944	146 876
3 FATTY ACIDS ETC, RESIDUES	2 028 358	1 775 881	238 048	217 981	105 551	120 241
4 ANIMAL, VEGETABLE WAXES	7 599	9 980	6 165	5 659	2 804	3 126
511 HYDROCARBONS NES, DERIVS	16 812 926	17 980 930	2 259 483	2 094 633	1 004 417	1 152 311

4 IMPORTS AND EXPORTS (SPECIAL TRADE) BY GROUPS AND SUBGROUPS OF THE SITC-REV. II  
4.2 EXPORTS

GROUP / SUBGROUP	1981 DT = 100 KG	1980	1981 1 000 DM	1980	1981 1 000 \$	1980
1 ACYCLIC HYDROCARBONS	5 780 541	6 270 269	798 736	710 403	354 929	392 241
2 CYCLIC HYDROCARBONS	5 251 167	5 187 206	718 827	608 103	320 281	332 945
3 HALOG DERIV OF HYDROCARB	5 545 372	6 245 437	676 705	714 252	300 203	392 990
4 HYDROCARB DERIV NONHALOG	235 846	278 018	65 215	61 875	29 004	34 135
512 ALCONCLS,PHENOLS,ETC	9 617 685	9 844 197	1 950 872	1 796 607	865 070	991 006
1 ACYCLIC ALCOHOLS,DERIVS	8 306 258	8 642 242	1 491 146	1 391 118	661 270	767 042
2 CYCLIC ALCOHOLS,DERIVS	70 091	58 016	48 790	37 263	21 732	20 492
3 PHENOLS,PHEN ALCS,DERIVS	1 241 336	1 143 939	410 936	368 226	182 068	203 472
513 ORGANIC ACIDS,ETC	10 477 413	10 009 961	2 431 411	2 053 482	1 080 475	1 131 110
7 MONOACIDS AND DERIVS	4 963 646	4 829 559	1 106 101	975 309	491 155	538 330
8 POLYACIDS AND DERIVS	4 955 589	4 682 761	959 634	792 548	425 830	436 271
9 OXY-FUNCT ACIDS,DERIVS	558 178	497 641	365 676	285 625	163 490	156 509
514 NITROGEN-FUNCTN COMPOUNDS	4 101 302	3 762 966	2 756 922	2 284 068	1 221 588	1 259 350
5 AMINE-FUNCTION COMPOUNDS	1 056 587	1 048 396	583 430	540 466	259 586	298 437
6 OXYGEN-FUNCT AMINO-CMPNDS	853 973	783 711	885 612	625 874	388 150	343 934
7 AMIDE-FUNCT CMPD,EXC UREA	602 509	581 979	526 217	481 005	234 440	265 799
8 OTH NITROGEN FUNCT CMPDS	1 588 233	1 348 880	761 663	636 723	339 412	351 180
515 ORG-INORG COMPOUNDS ETC	1 979 407	1 870 656	2 199 097	1 857 322	980 517	1 024 826
4 ORGANO-SULPHUR COMPOUNDS	425 936	389 074	314 345	280 770	140 162	154 629
5 OTHR ORG-INORG COMPOUNDS	208 520	166 707	251 427	192 785	111 702	106 477
6 HETEROCYCLIC CMPDS ETC	1 312 924	1 283 185	1 460 563	1 234 450	651 405	681 261
7 SULPHONAMIDES,ETC	32 027	31 690	172 762	149 317	77 248	82 459
516 OTHER ORGANIC CHEMICALS	6 216 935	5 778 444	1 365 247	1 155 605	605 832	637 270
1 ETHERS,EPOXIDES,ACETALS	3 759 365	3 518 013	609 577	522 782	270 964	287 974
2 ALDEHYDE ETC FNCT CMPNDS	2 010 837	1 844 212	390 948	314 267	172 939	173 405
3 INORGANIC ESTERS,ETC	285 689	265 955	197 401	168 337	87 659	93 096
9 OTHER ORGANIC CHEMICALS	161 044	150 264	167 321	150 219	74 270	82 795
522 INORG ELEMNTS,OXIDES,ETC	37 737 751	36 567 563	2 401 321	2 049 603	1 065 716	1 130 236
1 CHEMICAL ELEMENTS	2 941 473	3 015 558	460 216	381 813	204 048	210 196
2 INORGANIC ACIDS ETC	11 223 386	10 559 526	417 815	362 768	185 538	200 010
3 HALGN,SULPHR CMPD NONMET	787 649	813 196	97 878	87 020	43 721	47 907
4 ZINC,IRON,LEAD ETC OXIDE	2 456 220	2 474 382	506 468	450 936	224 756	248 633
5 INORGANIC BASES ETC NES	20 329 023	19 704 901	918 944	767 066	407 653	423 490
523 OTHR INORGANIC CHEMICALS	18 151 856	17 064 732	1 759 695	1 610 984	780 655	887 824
1 METAL CMPD OF INORG ACID	9 811 195	8 553 810	552 923	466 267	245 042	256 732
2 CONTINUATION OF 5231	7 107 736	7 287 472	675 903	574 255	299 615	316 433
3 METALLIC ACID SALTS ETC	355 816	387 627	276 754	335 865	123 177	185 535
9 INORG CHEM PRODUCTS NES	877 109	835 823	254 115	234 597	112 821	129 124
524 RADIOACTIVE ETC MATERIAL	31 418	27 816	277 412	339 962	125 288	186 509
1 RADIOACTIVE ELEMENTS ETC	9 458	7 884	254 137	316 909	115 033	173 777
9 OTH RADIOACTIVE ETC MTLs	21 960	19 932	23 275	23 053	10 255	12 732
531 SYNT DYE,NAT INDGO,LAKES	1 078 824	1 009 381	2 408 360	2 169 120	1 067 917	1 197 141
1 SYNTH ORGANIC DYESTUFFS	788 366	745 111	1 994 089	1 824 416	884 467	1 007 007
2 SYNTH LUMIN,INDGO,LAKES	290 458	264 270	414 271	344 704	183 450	190 134
532 DYES NES,TANNING PRODS	886 539	847 871	188 378	154 343	83 429	85 093
2 DYE,TANN EXTRACTS,TANNINS	3 836	4 200	4 826	5 248	2 142	2 890
3 SYNTHETIC TANNING PRODS	882 703	843 671	183 552	149 095	81 287	82 203
533 PIGMENTS,PAINTS,ETC	7 472 644	7 044 532	2 455 021	2 135 548	1 086 785	1 176 439
1 COLOURING MATERIAL NES	2 428 391	2 175 015	738 835	597 368	327 040	329 212
2 PRINTING INKS	209 523	193 150	163 137	143 934	72 290	79 217
4 VARNISH,DISTEMPER,ETC	1 664 042	1 564 583	1 017 667	887 354	450 369	488 931
5 GLAZES,DRIERS,PUTTY ETC	3 170 688	3 111 784	535 382	506 892	237 086	279 079
541 MEDICINAL ETC PRODUCTS	949 124	890 338	4 770 410	4 125 613	2 115 547	2 271 991
1 VITAMINS,PROVITAMINS	202 486	174 131	608 130	495 771	270 174	273 232
3 ANTIBIOTICS	11 254	11 602	196 312	164 713	97 608	90 446
4 VEG ALKALOIDS AND DERIVS	55 763	72 217	233 178	292 981	103 293	161 202
5 HORMONES	360	259	212 081	189 239	93 952	104 485
6 GLYCOSIDES,GLANDS,SERA	11 044	10 986	187 430	166 988	83 521	92 038
7 MEDICAMENTS	563 707	518 625	2 999 033	2 504 530	1 328 731	1 379 111
9 PHARMACEUTICAL GOODS	104 510	102 518	334 246	311 391	148 268	171 477
551 ESSENTL OIL,PERFUME,ETC	91 103	80 108	224 814	199 597	99 596	110 007
3 ESSENTIAL OILS ETC	11 883	8 669	17 800	16 087	7 919	8 905
4 MIXED PERFUME SUBSTANCES	79 220	71 439	207 014	183 510	91 677	101 102
553 PERFUMERY,COSMETICS,ETC	578 720	507 322	616 639	535 102	273 315	294 847
554 SOAPS,CLEANING ETC PREPS	5 430 083	5 412 810	1 470 662	1 363 242	652 634	751 289



4 IMPORTS AND EXPORTS (SPECIAL TRADE) BY GROUPS AND SUBGROUPS OF THE SITC-REV. II  
4.2 EXPORTS

GROUP / SUBGROUP	1981 DT = 100 KG	1980	1981 1 000 DM	1980	1981 1 000 \$	1980
1 SOAPS	422 606	367 431	163 405	134 236	72 265	73 661
2 WASHING PREPARATIONS ETC	4 727 904	4 780 965	1 224 995	1 154 392	543 818	636 566
3 POLISHES ETC	279 573	264 414	82 262	74 614	36 551	41 062
562 FERTILIZERS MANUFACTURED	43 546 736	46 617 311	1 305 575	1 145 951	581 209	629 679
1 CHEM NITROGENOUS FERTILZR	12 483 649	13 441 142	388 088	335 940	172 460	184 872
2 CHEM PHOSPHATIC FERTILZR	398 957	582 948	12 873	11 303	5 661	6 201
3 CHEM POTASSIC FERTILIZER	23 481 980	25 036 221	611 394	525 299	272 400	288 458
9 FERTILIZERS NES	7 182 150	7 557 000	293 220	273 509	130 688	150 146
572 EXPLOSIVES, PYROTECH PROD	149 151	130 884	145 751	111 399	64 669	61 284
1 PREPARED EXPLOSIVES	109 900	96 571	52 659	36 355	23 432	20 044
2 FUSES, PRIMERS, DETONATORS	15 932	15 280	41 876	40 579	18 617	22 309
3 PYROTECHNIC PRODUCTS	23 319	19 033	51 216	34 465	22 620	18 931
582 PROD OF CONDENSATION ETC	10 462 069	9 873 022	3 965 532	3 462 293	1 761 871	1 907 653
1 PHENOPLASTS	599 301	586 518	173 893	166 780	77 268	91 939
2 AMINOPLASTS	2 995 103	3 136 623	424 587	386 306	188 342	212 795
3 ALKYDS, OTHER POLYESTERS	2 805 326	2 391 140	1 188 813	983 329	527 903	541 638
4 POLYAMIDES	1 086 005	994 048	664 802	588 784	295 709	324 529
5 POLYURETHANES	833 404	854 883	455 544	435 778	202 741	240 267
6 EPOXIDE RESINS	318 427	305 398	198 349	170 453	87 871	94 070
7 SILICONES	257 651	221 243	283 144	235 772	125 559	129 802
8 ION EXCH, CONDEN ETC TYPE	2 711	2 620	1 173	1 896	520	1 024
9 OTH CONDENSATION ETC PROD	1 564 141	1 380 540	575 227	493 195	255 958	271 589
583 PROD OF POLYMERIZING ETC	26 003 125	26 151 849	7 302 677	7 033 296	3 243 569	3 877 879
1 POLYETHYLENE	7 233 792	8 508 695	1 792 254	2 021 009	797 255	1 114 982
2 POLYPROPYLENE	1 689 146	1 323 368	462 319	360 339	204 700	198 463
3 POLYSTYRENE, ITS COPOLYMR	4 895 770	4 754 092	1 300 613	1 213 319	579 008	669 333
4 POLYVINYL CHLORIDE	5 998 302	5 975 509	1 761 003	1 734 732	781 949	955 754
5 VINYL CHLOR, ACET COPOLYM	249 571	314 019	60 168	72 909	26 711	40 410
6 ACRYLIC POLYMERS ETC	1 535 968	1 396 707	545 649	473 440	241 903	261 266
7 POLYVINYL ACETATE	450 307	448 820	99 275	95 939	44 038	52 888
8 ION EXCH, POLYMR ETC TYPE	97 091	67 864	59 327	35 529	26 027	19 520
9 OTH PLMRZATION ETC PROD	3 853 178	3 362 775	1 222 069	1 026 080	541 978	565 263
584 CELLULOSE DERIVATIVES ETC	1 019 296	933 271	675 234	605 451	299 550	333 221
1 REGENERATED CELLULOSE	165 808	192 360	212 911	211 732	94 415	116 743
2 CELLULOSE NITRATES	145 976	149 182	62 559	61 797	27 751	34 077
3 CELLULOSE ACETATES	85 803	86 632	65 868	61 053	29 150	33 624
9 OTH CELL DERIV, VULC FBRE	621 709	505 097	333 896	270 869	148 234	148 777
585 PLASTIC MATERIALS NES	347 512	320 333	163 771	138 601	72 598	76 314
1 MODIFIED NATL RESINS ETC	49 953	48 090	19 825	16 577	8 764	9 123
2 OTH ART PLASTIC MTLs NES	297 559	272 243	143 946	122 024	63 834	67 191
591 PESTICIDES, DISINFECTANTS	1 809 043	1 789 497	1 697 100	1 442 419	763 852	794 660
1 INSECTICIDES, RETAIL ETC	474 084	448 364	452 233	397 690	200 979	219 669
2 FUNGICIDES, RETAIL ETC	506 880	519 156	451 877	353 569	203 749	194 339
3 HERBICIDES, RETAIL ETC	481 951	486 242	585 447	523 495	266 945	288 073
4 DISINFECTANTS ETC, RETAIL	346 128	335 735	207 543	167 665	92 179	92 579
592 STARCH, INULIN, GLUTEN, ETC	1 941 848	1 972 356	530 502	459 503	234 772	253 261
1 STARCHES, INULIN, GLUTEN	758 904	754 122	66 696	50 735	29 635	27 898
2 ALBUMINOIDAL SUBST, GLUES	1 182 944	1 218 234	463 806	408 768	205 137	225 363
598 MISC CHEMICAL PRODS NES	18 827 215	19 862 166	4 132 317	3 803 698	1 835 034	2 096 622
1 CHEMICALS FROM WOOD, RESIN	989 904	950 479	54 405	53 384	24 205	29 456
2 ANTI-KNOCK PREPS, ETC	679 502	732 061	249 750	261 347	111 362	143 814
3 ORGANIC CHEM PRODS NES	804 616	700 860	281 795	240 398	125 176	132 645
9 CHEM PRODS AND PREPS NES	16 353 193	17 478 766	3 546 367	3 248 569	1 574 291	1 790 707
601 INDUSTRIAL PLANT, CHAP 62	-	-	-	-	-	-
602 INDUSTRIAL PLANT, CHAP 66	18 561	24 163	2 255	1 852	980	995
603 INDUSTRIAL PLANT, CHAP 69	117 932	1 395	12 008	346	5 241	191
604 INDUSTRIAL PLANT, CHAP 70	360	432	1 200	1 211	532	652
605 INDUSTRIAL PLANT, CHAP 73	957 832	535 896	722 186	461 211	318 894	249 893
606 INDUSTRIAL PLANT, CHAP 76	3 631	3 577	963	9 005	439	4 915
607 INDUSTRIAL PLANT, CHAP 82	36 426	4 222	104 461	11 979	46 260	6 613
611 LEATHER	274 636	250 981	527 352	448 458	233 406	246 844

4 IMPORTS AND EXPORTS (SPECIAL TRADE) BY GROUPS AND SUBGROUPS OF THE SITC-REV. II  
4.2 EXPORTS

GROUP / SUBGROUP	1981 DT = 100 KG	1980	1981 1 000 DM	1980	1981 1 000 \$	1980
2 LEATHER ARTIFIC, RECONST	137 914	127 402	41 493	35 854	18 410	19 754
3 CALF LEATHER	11 503	8 671	62 804	47 717	27 804	26 190
4 LEATHR BOVINE NES, EQUINE	107 419	98 795	293 917	256 943	130 086	141 411
5 LEATHER FROM SHEEP, LAMBS	7 526	6 268	47 070	40 106	20 763	22 109
6 LEATHER NES	7 386	7 251	71 387	56 807	31 657	31 309
8 LEATHER SPECIALLY FINSHD	2 888	2 594	10 681	11 031	4 686	6 071
612 LEATHER ETC MANUFACTURES	111 411	120 325	217 900	211 452	97 025	116 391
1 LEATHER BELTING ETC	2 427	1 806	19 596	15 246	8 809	8 354
2 HARNESS-MAKERS GOODS	3 791	3 571	19 891	18 820	8 829	10 351
3 PREPD PARTS OF FOOTWEAR	96 791	106 585	158 239	157 607	70 451	86 826
9 LEATHER MANUFACTURES NES	8 402	8 363	20 174	19 779	8 936	10 860
613 FUR SKINS TANNED, DRESSED	37 358	38 162	853 864	831 015	377 938	457 987
621 MATERIALS OF RUBBER	1 195 348	1 317 747	676 509	654 619	300 438	360 713
625 RUBBER TYRES, TUBES	2 900 024	2 988 126	1 866 424	1 652 843	829 114	910 472
1 TYRES NEW FOR MOTOR CARS	1 205 983	1 203 324	924 900	800 372	410 991	440 789
2 TYRES, NEW, BUS OR LORRY	619 889	653 875	472 398	428 098	210 046	235 898
3 TYRES NEW FOR AIRCRAFT	1 948	3 313	3 579	4 116	1 586	2 293
4 TYRES, NEW, MTR OR BICYCLE	59 290	60 174	51 944	47 222	23 088	25 880
9 OTH TYRES, TYRE CASES, ETC	1 012 914	1 067 440	413 603	373 035	183 403	205 612
628 RUBBER ARTICLES NES	485 755	438 779	823 558	760 957	365 097	418 918
1 HYGIENIC UNHRDND RUBBER	18 747	17 308	60 681	64 948	27 107	35 708
2 RUBBER BELTING	174 237	139 969	211 710	183 769	93 586	100 889
9 OTH RUBBER ARTICLES NES	292 771	281 502	551 167	512 240	244 404	282 321
633 CORK MANUFACTURES	14 733	15 233	20 184	17 480	8 962	9 623
634 VENEERS, PLYWOOD, ETC	5 614 531	5 662 962	697 342	673 316	310 116	370 803
1 VENEER SHEETS	412 881	471 766	205 593	224 366	91 498	123 390
2 PLYWOOD OF WOOD SHEETS	132 757	88 530	30 718	23 288	13 586	12 826
3 IMPROVED, RECONSTIT WOOD	4 483 741	4 587 495	364 914	341 217	162 281	188 058
4 WOOD-BASED PANELS NES	232 227	195 695	51 378	45 299	22 853	24 979
9 WOOD SIMPLY SHAPED NES	352 925	319 476	44 739	39 146	19 898	21 550
635 WOOD MANUFACTURES NES	2 023 812	1 959 495	657 209	605 777	291 172	333 744
1 BOXES, CASES, CRATES	63 846	62 034	11 123	10 829	4 950	5 948
2 COOPRAGE PROD, INC STAVES	14 479	14 201	3 352	3 358	1 498	1 854
3 BUILDERS WOODWRK, PREFABS	1 064 880	969 761	416 586	368 917	184 207	203 329
4 WOOD MFRS, DOMESTIC ETC	59 139	57 298	64 544	58 565	28 614	32 179
9 OTHER WOOD MANUFACTURES	821 468	856 201	161 604	164 108	71 903	90 434
641 PAPER AND PAPERBOARD	21 442 649	18 753 208	4 108 514	3 354 298	1 819 510	1 847 794
1 NEWSPRINT	902 212	811 255	101 199	82 211	44 833	45 215
2 PRINTG, WRITING PAPER NES	8 768 871	7 252 209	1 678 826	1 279 468	741 936	704 090
3 KRAFT PAPER, PAPERBOARD	427 023	440 546	86 877	80 891	38 382	44 635
5 PAPER, PAPERBD, BULK NES	6 405 335	6 043 501	858 832	746 241	380 804	411 498
6 FIBREBOARD OF WOOD ETC	389 808	383 252	45 584	41 644	20 311	22 985
7 CORRUGATED PAPER ETC BLK	228 533	191 938	60 124	46 267	26 651	25 512
8 COATED ETC PAPER NES BLK	3 671 745	3 043 399	1 017 475	831 942	451 634	458 117
9 CONVERTED PAPER ETC NES	649 122	587 108	259 597	245 634	114 959	135 742
642 ARTICLES OF PAPER ETC	5 313 110	4 668 135	1 983 481	1 640 089	878 055	903 315
1 PAPER ETC CONTAINERS	2 263 623	2 123 510	631 408	556 860	279 571	306 760
2 CORRESPONDENCE STATIONRY	81 773	84 245	44 001	38 595	19 428	21 278
3 EXERCISE BOOKS ETC	291 459	212 852	152 702	131 663	67 516	72 230
4 PAPER ETC CT TO SIZE NES	1 034 930	991 698	455 801	399 311	201 936	219 946
8 PAPER ETC ARTICLES NES	1 641 325	1 255 830	699 569	513 660	309 604	283 101
651 TEXTILE YARN AND THREAD	4 289 560	3 971 077	3 812 283	3 360 655	1 695 068	1 850 099
1 SILK YARN AND THREAD	292	387	4 260	5 344	1 894	2 938
2 WOOL, HAIR YARN, INCL TOPS	213 415	188 607	376 133	286 555	166 799	157 730
3 COTTON YARN	189 200	178 659	191 973	169 509	85 542	93 242
4 SYN FIB YRN, BULK, MONOFIL	3 021 670	2 767 029	2 392 448	2 145 276	1 064 145	1 181 552
5 YARN OF 6514 AT RETAIL	31 603	26 870	88 531	75 814	39 345	41 685
6 DISCON SYN FIB BLEND YRN	180 652	184 929	219 718	218 548	97 603	120 236
7 REGEN FIBRE YARN, MONOFIL	478 673	458 033	447 977	378 802	199 081	208 286
8 YARN OF 6517 AT RETAIL	927	1 207	4 012	3 995	1 778	2 202
9 TEXTILE FIBRE YARN NES	173 128	165 356	87 231	76 812	38 881	42 228
652 COTTON FABRICS, WOVEN	832 091	802 919	1 746 454	1 584 798	774 976	872 930
1 GREY WOVEN COTTON FABRIC	254 328	257 139	290 008	283 180	129 077	156 087
2 WOVEN COTTON BLCHD, ETC	577 763	545 780	1 456 446	1 301 618	645 899	716 843
653 WOVN MAN-MADE FIB FABRIC	1 175 488	1 105 628	2 353 453	2 124 445	1 045 056	1 169 411
1 CONT SYNT WEAVES NONFILE	346 402	293 254	462 369	406 194	205 484	223 741
2 DISC SYN TXTL FABRIC NES	98 453	96 883	213 831	208 548	95 264	114 761
4 DISC SYN BLEND FABRC NES	302 630	306 724	754 779	698 069	336 369	384 010

4 IMPORTS AND EXPORTS (SPECIAL TRADE) BY GROUPS AND SUBGROUPS OF THE SITC-REV. II  
4.2 EXPORTS

GROUP / SUBGROUP	1981 DT = 100 KG	1980	1981 1 000 DM	1980	1981 1 000 \$	1980
5 CONT REGN WEAVES NONPILE	168 498	157 545	307 267	258 076	135 951	141 980
6 DISC PEGN TXTL FABRC NES	101 601	107 278	198 690	192 804	87 398	106 602
8 DISC REG BLEND FABRC NES	40 697	37 063	103 038	79 111	45 376	43 633
9 MAN-MADE PILE ETC FABRIC	117 207	106 881	313 479	281 643	139 214	154 684
654 OTH WOVEN TEXTILE FABRIC	233 182	243 192	591 533	566 332	260 192	312 686
1 SILK FABRICS WOVEN	2 051	1 631	37 168	32 389	16 502	17 803
2 WOVEN WOOL,HAIR NONPILE	94 232	99 886	336 167	320 644	147 864	176 973
3 WOVN WOOL ETC FABRIC NES	50 119	52 599	131 652	125 885	57 408	69 739
4 WOVEN FLAX, RAMIE FABRICS	3 871	4 113	8 723	9 023	3 864	4 968
5 WEAVES OF FIBRES OF 2640	29 705	29 477	19 579	19 087	8 724	10 541
6 GLASS FIBRE FABRIC	47 022	51 967	48 285	52 774	21 405	29 084
9 WOVEN FABRICS NES	6 182	3 519	9 959	6 530	4 425	3 578
655 KNIT ETC FABRICS	462 239	487 523	1 016 954	1 055 531	451 934	581 972
1 KNIT ETC SYNTH FAB NONEL	353 001	369 977	768 559	797 140	341 208	439 702
2 OTHER KNIT ETC FAB NONEL	106 155	113 553	240 599	248 821	107 255	136 981
3 KNIT ETC FABRIC,ELASTIC	3 083	3 993	7 796	9 570	3 471	5 289
656 LACE,PIBBONS,TULLE,ETC	62 352	59 514	224 160	193 448	99 583	106 513
657 SPECIAL TEXTILE ETC PROD	1 347 076	1 269 641	1 679 792	1 468 254	745 497	807 906
1 FELT AND ARTICLES NES	168 705	174 667	132 668	117 219	59 044	64 469
2 BONDED FIBRE TEXTLS NES	298 394	272 446	346 714	317 470	153 778	174 694
3 COATED ETC TEXTILES NES	584 844	563 187	670 448	583 845	297 686	321 368
4 ELASTIC FAB ETC NOT KNIT	8 806	10 300	21 892	23 562	9 738	12 974
5 CORDAGE AND MANUFACTURES	138 114	120 463	84 700	75 454	37 579	41 518
6 HAT BODIES	912	883	7 980	6 212	3 553	3 408
7 TEXTILES FOR MACHINERY	109 016	95 879	324 157	267 421	143 716	147 036
9 SPECI TEXTILE PRODS NES	38 285	31 816	91 233	77 071	40 403	42 439
658 TEXTILE ARTICLES NES	324 747	312 944	568 874	501 518	252 597	275 333
1 BAGS,SACKS OF TEXTILES	81 883	84 609	17 694	18 663	7 842	10 240
2 MADE-UP CANVAS GOODS	48 015	36 533	90 380	56 574	40 301	31 067
3 BLANKETS ETC NON ELECTRC	39 914	36 465	72 905	61 906	32 345	33 911
4 LINENS ETC	88 327	87 525	226 164	215 862	100 273	118 451
9 OTH TEXTILE ARTICLES NES	66 608	67 812	161 731	148 513	71 836	81 664
659 FLOOR COVERINGS ETC	738 170	793 886	686 588	680 050	305 002	374 759
1 LINOLEUM ETC	97 493	97 065	35 615	32 830	15 798	18 116
2 CARPETS ETC KNOTTED	9 665	9 953	115 896	102 468	51 090	56 614
3 KELEM,SCHUMACKS ETC RUGS	320	304	1 369	1 177	603	655
4 WOOL CARPETS ETC NES	35 502	37 034	62 959	60 675	27 933	33 371
5 MAN-MADE TXTL CARPTS NES	434 834	453 713	372 147	369 582	165 621	203 630
6 OTH TXTL CARPETS ETC NES	150 843	186 556	93 243	108 017	41 560	59 465
7 PLAITS & PLAITED PRODS	9 513	9 261	5 359	5 301	2 397	2 908
661 CEMENT ETC BUILDING PROD	31 970 801	28 940 181	475 896	430 352	210 028	237 255
1 LIME	3 981 569	4 739 492	45 894	50 523	20 328	27 872
2 CEMENT	26 210 146	22 157 287	258 580	210 853	114 043	116 071
3 BUILDING STONE ETC WORKD	327 113	367 575	35 442	34 086	15 673	18 733
8 MNRL BLDG PRD UNFIRD NES	1 451 973	1 675 827	135 980	134 890	59 984	74 579
662 CLAY,REFRACTORY BLDS PRD	14 984 274	14 874 092	1 531 601	1 438 718	678 395	794 178
3 REFRACTORY BUILDING PROD	6 552 509	6 577 786	717 482	678 884	317 438	374 717
4 BRICK ETC NONREFRACTORY	8 431 765	8 296 306	814 119	759 834	360 957	419 461
663 OTH NONMETAL MINERAL MFS	11 432 463	12 059 279	1 603 606	1 505 168	710 301	829 362
1 GRINDING STONES ETC	152 090	131 309	201 167	170 548	89 066	93 813
2 ABRASIVE CLOTHS ETC	197 118	204 913	241 276	232 012	107 006	127 959
3 MINRL MFS NES NONCERAMIC	8 520 673	9 053 164	278 229	269 341	122 740	148 561
5 MINRL INSULATING PROD NES	1 147 567	1 249 114	166 909	157 601	74 056	86 963
7 REFRACTORY WARE NONBLDG	508 469	541 612	208 597	192 711	92 241	106 211
8 ASBESTOS,FRICTION PRODS	328 715	293 777	309 145	289 872	137 272	159 606
9 CERAMIC ARTICLES NES	577 831	585 390	198 283	193 083	87 920	106 249
664 GLASS	5 658 956	6 088 144	1 186 141	1 112 291	526 689	612 320
1 GLASS NONOPTICAL,PLAIN	957 031	1 041 803	165 269	155 364	73 477	85 529
2 OPTICAL GLASS UNWRKD ETC	25 589	26 034	69 252	58 515	30 730	32 213
3 DRAWN,BLOWN GLASS UNWRKD	204 401	280 422	51 492	56 122	22 951	30 903
4 GLASS SURFACE-GROUND ETC	2 264 784	2 314 537	239 750	203 194	106 568	111 869
5 CAST,ROLLED GLASS UNWRKD	771 556	924 717	73 063	76 782	32 608	42 227
6 GLASS CONSTRUCTION PRODS	194 495	216 237	20 628	21 879	9 181	11 988
7 SAFETY GLASS	130 459	116 219	78 765	62 864	34 900	34 591
8 SHEET GLASS METAL-COATED	234 372	231 332	119 979	115 916	53 264	63 868
9 GLASS NES	876 269	936 843	367 943	361 655	163 010	199 132
665 GLASSWARE	4 402 458	4 368 705	892 769	818 761	395 201	450 926
1 BOTTLES ETC OF GLASS	3 808 058	3 784 773	327 055	303 959	144 279	167 614
2 HOUSEHLD,HOTEL ETC GLASS	360 952	355 473	331 779	301 154	147 150	165 672
8 GLASS ARTICLES NES	233 448	228 459	233 975	213 648	103 772	117 640
666 POTTFRY	663 311	655 412	717 848	673 107	318 452	370 126

4 IMPORTS AND EXPORTS (SPECIAL TRADE) BY GROUPS AND SUBGROUPS OF THE SITC-REV. II  
4.2 EXPORTS

GROUP / SUBGROUP	1981 DT = 100 KG	1980	1981 1 000 DM	1980	1981 1 000 \$	1980
4 PORCELN, CHINA HOUSE WARE	456 775	442 975	471 616	417 952	209 303	229 883
5 COARSE CERAMIC HOUSEWARE	85 871	89 987	65 339	63 215	29 059	34 786
6 CERAMIC ORNAMENTS ETC	120 665	122 450	180 893	191 940	80 090	105 457
667 PEARL, PREC-, SEMI-P STONE	2 051	2 760	449 361	444 729	199 985	244 350
1 PEARLS UNSET, UNSTRUNG	9	12	36 436	27 797	16 252	15 167
2 DIAMONDS NONINDUST, UNSET	-	-	169 934	200 204	75 257	110 413
3 PREC-, SEMI-PR STONES NES	1 771	2 539	220 424	195 300	98 435	106 937
4 SYNTH PREC-, SEMI-P STONE	271	209	22 567	21 428	10 041	11 833
671 PIG IRON ETC	10 631 851	11 926 410	746 553	701 444	331 159	386 601
2 PIG IRN, SPIEGELEISEN ETC	7 838 267	10 069 879	287 385	354 604	127 792	195 448
3 IRON, STL POWDER, SHOT, ETC	880 904	386 474	43 950	32 150	19 201	17 735
6 FERRO-ALLOYS	1 912 680	1 470 057	415 218	314 690	184 166	173 418
672 IRON, STL PRIMARY FORMS	34 138 065	35 810 646	2 473 887	2 400 196	1 091 582	1 326 156
4 IRN, STL INGOTS, LUMPS, ETC	253 062	445 463	29 845	45 526	13 393	25 323
5 IRN, STL BLOOMS, SLABS, ETC	12 638 349	14 427 925	763 439	873 369	337 358	482 325
7 IRN, STL COIL FR REROLLING	21 246 654	20 937 258	1 680 603	1 481 301	740 831	818 508
673 IRON AND STEEL SHAPES	33 748 014	37 801 606	3 462 834	3 698 776	1 537 094	2 042 754
1 IRON, STEEL WIRE ROD	8 539 048	9 242 968	673 436	745 378	299 063	411 845
2 IRON, STEEL BARS ETC	11 419 494	13 583 348	1 548 763	1 739 180	688 034	960 936
3 IRON, STEEL PROFILES ETC	13 789 472	14 975 290	1 240 635	1 214 218	549 997	669 973
674 IRN, STL UNIV, PLATE, SHEET	63 698 532	66 131 324	6 632 317	6 362 693	2 936 194	3 508 147
1 IRON OR STEEL UNIVERSALS	1 400 142	1 379 781	139 391	121 082	61 442	66 743
4 IRN, STL HVY PLATE, ROLLED	18 330 407	16 481 691	1 691 705	1 448 345	748 742	799 408
5 IRN, STL MED PLATE, ROLLED	2 529 744	2 646 634	294 940	309 356	130 168	171 270
6 IRN, STL THIN PLATE, ROLLED	28 252 610	31 818 510	2 816 680	2 878 463	1 247 611	1 585 859
7 TINNED PLATES, SHEETS	3 926 058	5 027 765	626 670	687 309	277 509	378 105
9 OTH IRN, STL PLATES, SHEET	9 259 571	8 776 943	1 062 931	918 138	470 722	506 762
675 IRON, STEEL HOOP, STRIP	14 497 897	14 919 995	1 900 304	1 863 608	844 966	1 028 343
676 RAILWAY RAILS ETC IRN, STL	2 999 547	2 168 676	302 281	213 888	134 527	118 461
677 IRN, STL WIRE EXCL W ROD	3 103 396	3 142 945	567 991	569 652	252 257	314 177
678 IRON, STL TUBES, PIPES, ETC	41 517 803	31 705 529	6 912 462	4 800 556	3 055 945	2 643 986
1 CAST IRON TUBES, PIPES	2 086 536	1 491 813	194 528	128 688	85 790	71 320
2 IRN, STL SEAMLESS TUBES	19 514 120	13 118 991	3 585 775	2 148 864	1 585 605	1 184 158
3 IRON, STL TUBE, PIPE NES	8 836 659	7 879 640	1 223 202	1 019 698	544 141	560 264
4 STL HIGHPRESSURE CONDUIT	9 938 063	8 069 842	1 162 908	800 337	509 528	440 821
5 IRON, STEEL TUBE FITTINGS	1 142 425	1 145 243	746 049	702 969	330 881	387 423
679 IRN, STL CASTINGS UNWORKED	1 161 439	1 198 902	351 772	331 642	156 569	182 658
3 IRON, STL FORGINGS ROUGH	398 256	384 612	131 224	123 959	58 479	68 254
4 IRN STL CASTINGS ROUGH	763 183	814 290	220 548	207 683	98 090	114 404
681 SILVER, PLATINUM, ETC	10 620	19 147	756 177	2 192 393	341 011	1 209 953
1 SILVER UNWOKD, PARTLY WRKD	10 371	18 871	441 591	1 774 449	201 198	979 724
2 METALS OF PLATINUM GROUP	249	276	314 586	417 944	139 813	230 229
682 COPPER EXC CEMENT COPPER	4 759 796	4 621 184	2 764 987	2 659 314	1 226 838	1 463 965
1 COPPER NES, ALLOYS, UNWRT	887 873	1 121 264	388 809	505 509	172 340	277 428
2 COPPER, ALLOYS WORKED	3 871 923	3 499 920	2 376 178	2 153 805	1 054 498	1 186 537
683 NICKEL	146 450	180 926	308 773	332 955	137 030	183 826
1 NICKEL, ALLOYS UNWROUGHT	45 004	64 363	63 508	79 864	28 161	44 232
2 NICKEL, ALLOYS WORKED	101 446	116 563	245 265	253 091	108 869	139 594
684 ALUMINIUM	6 431 841	5 959 011	3 119 042	2 849 805	1 381 423	1 572 489
1 ALUMINIUM, ALLOYS, UNWRT	2 529 701	2 236 794	850 851	747 531	377 464	412 687
2 ALUMINIUM, ALLOYS WORKED	3 902 140	3 722 217	2 268 191	2 102 274	1 003 959	1 159 802
685 LEAD	1 112 885	1 170 161	283 586	300 248	125 540	166 245
1 LEAD, ALLOYS UNWROUGHT	963 614	987 623	227 179	241 299	100 504	133 804
2 LEAD, ALLOYS WORKED	149 271	182 538	56 407	58 949	25 036	32 441
686 ZINC	1 479 095	1 326 829	308 050	208 420	135 445	114 936
1 ZINC, ALLOYS UNWROUGHT	1 258 798	1 112 048	245 551	157 386	107 696	86 772
3 ZINC, ALLOYS WKD, INC DUST	220 297	214 781	62 499	51 034	27 749	28 164
687 TIN	54 373	39 262	160 887	115 768	70 811	63 969
1 TIN, ALLOYS UNWROUGHT	47 158	31 386	139 679	93 020	61 372	51 403
2 TIN, ALLOYS WORKED	7 215	7 876	21 208	22 748	9 439	12 566

4 IMPORTS AND EXPORTS (SPECIAL TRADE) BY GROUPS AND SUBGROUPS OF THE SITC-REV. II  
4.2 EXPORTS

GROUP / SUBGROUP	1981 DT = 100 KG	1980	1981 1 000 DM	1980	1981 1 000 \$	1980
688 URANIUM, THORIUM, ALLOYS	14	8	308	88	135	48
689 NON-FER BASE METALS NES	64 892	63 671	160 917	235 352	71 253	130 031
1 TUNGST, MOLYB, TANTAL, MAGN	32 649	34 461	79 022	125 271	34 936	68 928
9 BASE METALS NES, CERMENTS	32 243	29 210	81 895	110 081	36 317	61 103
691 STRUCTURES AND PARTS NES	5 391 128	4 829 657	2 247 190	2 008 164	995 603	1 105 404
1 STRUCTURES, PARTS IRN, STL	5 082 811	4 589 633	1 814 932	1 696 602	804 234	934 053
2 STRUCTURES, PARTS ALUMNM	308 317	240 024	432 258	311 562	191 369	171 351
692 METAL TANKS, BOXES, ETC	1 585 381	1 446 214	773 138	692 004	340 967	381 603
1 MTL STORAGE, MF TANKS, ETC	383 712	363 222	225 120	180 340	98 565	99 127
4 MTL TRANSPORT BOXES ETC	1 201 669	1 082 992	548 018	511 664	242 402	282 476
693 WIRE PRODUCTS NON ELECTR	2 314 102	1 986 523	607 448	548 179	269 525	301 979
1 WIRE ROPES ETC	903 057	842 156	320 755	294 501	142 312	162 340
2 IRON, STEEL FENCING WIRE	24 149	22 357	5 409	3 627	2 416	2 003
5 METAL FENCING, GAUZE, ETC	1 386 896	1 124 010	281 284	250 051	124 797	137 636
694 STL, COPPR NAILS, NUTS, ETC	1 517 809	1 554 220	962 216	954 311	427 282	525 438
695 TOOLS	959 530	971 686	2 577 173	2 461 388	1 145 340	1 353 971
1 HAND TOOLS, AGRIC FOREST	68 000	67 691	63 664	62 339	28 663	34 365
3 OTHER HAND TOOLS	654 974	623 607	1 257 434	1 163 016	558 610	639 642
4 BLADES, TIPS, ETC FR TOOLS	236 556	280 388	1 256 075	1 236 033	558 067	679 964
696 CUTLERY	119 906	122 193	541 373	517 925	240 419	284 977
697 BASE MTL HOUSEHOLD EQUIP	1 016 420	1 039 839	1 109 026	1 043 702	493 214	573 926
3 DMSTC HEATG, COOKG APPARA	338 018	374 724	381 750	372 997	170 351	205 042
4 BASE MTL DMSTC ARTIC NES	341 645	316 262	454 756	391 942	202 123	215 581
5 BASE MTL INDR SANIT WARE	302 520	313 056	199 479	204 338	88 455	112 458
6 BASE MTL HOUSE EQUIP NES	34 237	35 797	73 041	74 425	32 285	40 845
699 OTHER METAL MANUFACTURES	4 557 914	4 483 124	4 090 957	3 825 122	1 815 724	2 107 031
1 LOCKSMITHS WARES, ETC	882 203	836 363	1 230 415	1 114 559	546 570	613 361
2 IRON, STL CHAIN AND PARTS	472 841	452 614	307 912	287 214	136 520	158 140
3 PINS, HOOKS, EYES, ETC	83 121	86 230	166 802	164 269	74 007	90 476
4 SPRINGS AND LEAVES	476 219	526 740	291 071	299 168	129 367	165 004
6 BASE MTL MISC ARTICLES	463 990	436 348	366 062	348 381	162 297	191 819
7 IRN, STL ARTICLES NES	1 495 846	1 526 397	902 040	851 971	400 133	469 463
8 MFRS NES OF CPR, NIKL, ETC	660 677	585 280	676 511	586 171	299 965	323 247
9 BASE MTLs WRT & MFRS NES	23 017	33 152	150 144	173 389	66 865	95 521
700 INDUSTRIAL PLANT, CHAP 84	1 409 468	1 293 710	2 874 860	2 448 530	1 274 468	1 350 926
703 INDUSTRIAL PLANT, CHAP 85	312 316	217 663	897 790	703 661	396 129	387 808
704 INDUSTRIAL PLANT, CHAP 86	-	-	-	-	-	-
705 INDUSTRIAL PLANT, CHAP 87	-	66	-	27	-	13
711 STEAM BOILERS & AUX PLNT	609 595	464 322	554 028	528 124	243 493	291 851
1 STEAM BOILERS ETC	510 732	355 592	424 720	396 148	186 244	218 783
2 AUXILIARY BOILER PLANT	37 078	44 098	45 479	54 556	20 268	30 324
9 PTS NES OF APP OF 711	61 785	64 632	83 829	77 420	36 981	42 744
712 STEAM ENGINES, TURBINES	135 112	127 125	567 382	473 477	250 994	260 368
6 STM POWER UNITS & ENGINES	63 542	66 516	274 350	257 840	121 938	142 471
9 ST POWER UNITS PARTS NES	71 570	60 609	293 032	215 637	129 056	117 897
713 INTRNL COMBUS PISTN ENGN	3 116 995	3 223 328	5 437 386	5 220 335	2 413 370	2 874 999
1 PISTN AIRCRFT ENGN & PTS	2 657	2 340	5 026	4 416	2 225	2 418
2 PISTN ENGN FR MTR VEHCLS	1 026 600	1 251 842	1 398 293	1 607 575	620 878	887 588
3 PISTON ENGINES, MARINE	113 120	129 930	416 451	560 099	185 710	308 078
8 PISTON ENGINES NES	520 394	459 452	992 050	828 299	439 798	455 460
9 PISTON ENGINE PTS NES	1 454 224	1 379 764	2 625 566	2 219 946	1 164 759	1 221 455
714 ENGINES & MOTORS NES	69 978	66 200	870 313	695 987	385 301	382 574
4 REACTION ENGINES	1 858	2 810	131 448	146 899	53 122	80 392
8 GAS TURBINES NES	41 949	30 816	302 931	184 334	133 733	101 454
9 ENGINE & MOTOR PTS NES	26 171	32 574	435 934	364 754	193 446	200 728
716 ROTATING ELECTRIC PLANT	1 270 748	1 240 592	2 455 900	2 214 105	1 087 696	1 218 305

4 IMPORTS AND EXPORTS (SPECIAL TRADE) BY GROUPS AND SUBGROUPS OF THE SITC-REV. II  
4.2 EXPORTS

GROUP / SUBGROUP	1981 DT = 100 KG	1980	1981 1 000 DM	1980	1981 1 000 \$	1980
1 DC MOTORS & GENERATORS	125 995	109 745	373 544	304 961	165 262	167 909
2 AC MTRS & GENS, GEN SETS	897 417	849 105	1 640 513	1 436 280	726 354	790 810
3 ROTARY CONVERTERS	30 315	29 971	72 582	68 321	32 151	37 699
9 PTS NES OF ROT ELEC PLNT	217 021	251 771	369 261	404 543	163 929	221 887
718 OTH POWER GENERATE MACHY	128 977	108 623	651 027	501 873	284 565	275 610
7 NUCLEAR REACTORS, PTS NE	16 877	12 376	417 533	294 175	181 412	161 216
8 WIND, WATER, ETC ENGINES	112 100	96 247	233 494	207 698	103 153	114 394
721 AGRIC MACHY, EXC TRACTORS	2 014 392	1 862 685	1 893 202	1 612 815	842 348	888 856
1 CULTIVATING MACHINERY	296 549	289 633	218 666	198 868	97 641	109 657
2 HARVESTING ETC MACHINES	1 367 185	1 304 095	1 336 975	1 156 146	595 383	637 619
3 DAIRY MACHINERY NES	29 565	30 259	91 121	82 029	40 483	45 098
9 AGRICULTURE MACHINES NES	321 093	238 698	246 440	175 772	108 841	96 482
722 TRACTORS NON-ROAD	2 007 945	2 123 025	1 835 754	1 728 095	813 010	950 325
3 TRACK-LAYING TRACTORS	1 961	1 999	611	2 428	269	1 294
4 WHEELED TRACTORS NES	2 005 984	2 121 026	1 835 143	1 725 667	812 741	949 031
723 CIVIL ENGINEERG EQUIP ETC	3 852 069	3 278 342	3 778 212	2 947 288	1 672 521	1 620 234
3 MECHANICAL ROAD ROLLERS	410 712	272 148	450 402	296 396	198 872	163 014
4 CONST, MINING MACHNRY NES	2 265 292	1 957 109	2 288 670	1 825 659	1 013 393	1 003 276
9 CONSTR ETC MACHY PTS NES	1 176 065	1 049 085	1 039 140	825 233	460 256	453 944
724 TEXTILE, LEATHER MACHNRY	1 664 375	1 751 994	4 926 993	4 794 598	2 189 713	2 636 677
3 SEWING MACHS, NEEDLES ETC	116 991	130 783	720 389	723 338	320 323	397 762
4 SPINNING, EXTRDNG, ETC MCH	559 968	582 357	1 441 868	1 399 983	640 381	769 601
5 WEAVING, FELT MFG, ETC MCH	354 084	334 358	878 364	741 601	389 260	407 919
6 AUXIL TYTL MCH & PTS NES	110 660	115 421	502 802	464 575	223 674	255 740
7 TEXTILE MACHINERY NES	468 724	540 045	1 185 824	1 308 979	528 050	719 732
8 SKIN, LEATHER WORKING MACH	53 948	49 030	197 746	156 122	88 025	85 923
725 PAPER ETC MILL MACHINERY	534 136	534 005	1 335 593	1 245 182	593 100	683 167
1 PAPER & PULP MAKING MCHY	111 495	118 310	226 206	203 121	100 350	111 334
2 PAPER ETC PRODCT MF MACH	269 866	265 228	711 443	670 685	316 253	367 844
9 PTS NES OF MACHS OF 725	152 775	150 467	397 944	371 376	176 497	203 989
726 PRINTG, BKEINDG MACHY, PTS	825 767	792 716	2 699 641	2 419 582	1 199 351	1 329 016
3 TYPESET MCH ETC, TYPE ETC	53 475	47 891	191 539	187 903	84 944	103 389
4 PRINTING PRESSES	569 491	549 661	1 761 165	1 565 041	782 842	859 058
7 OTH PRINTG & ANCILL MACH	53 821	50 175	189 241	152 733	83 498	83 777
8 BOOKBINDING MACHY & PTS	75 471	78 408	280 292	269 076	124 839	148 061
9 PTS NES OF MCH OF 7263/7	73 509	66 581	277 404	244 829	123 228	134 731
727 FOOD MACHRY NON-DOMESTIC	291 858	277 300	870 109	791 081	384 914	434 736
1 GRAIN WORKING MCHY & PTS	47 331	34 432	85 906	58 408	37 894	32 116
2 OTH FOOD PROC MCHY & PTS	244 527	242 868	784 203	732 673	347 020	402 620
728 OTH MACHY FOR SPCL INDUS	3 703 953	3 916 657	7 459 760	6 942 463	3 306 150	3 818 097
1 MACH-TOOLS FR SPCL INDUS	489 425	477 208	1 040 522	939 027	461 173	515 320
3 OTHR MINERAL WORKG MACHY	1 264 952	982 020	1 582 240	1 212 255	701 392	665 454
4 MACHY FOR SPCL INDUS NES	1 949 576	2 457 429	4 836 998	4 791 181	2 143 585	2 637 323
736 MACHINE TOOLS FOR METAL	2 430 425	2 328 093	6 585 945	5 983 077	2 912 263	3 287 862
1 METAL CUTTING MACH-TOOLS	1 068 400	1 077 897	3 134 688	2 953 123	1 389 171	1 622 698
2 METAL FORMING MACH-TOOLS	752 997	667 857	1 214 663	1 071 671	534 575	588 474
7 OTH METALWRKG MACH-TOOLS	272 883	268 127	1 086 792	959 707	477 914	527 330
8 WORK & TOOL HOLDERS ETC	91 708	93 454	343 303	293 386	152 182	161 456
9 PTS NES OF TOOLS OF 736	244 437	220 758	806 499	705 190	358 421	387 904
737 METALWORKING MACHNRY NES	1 339 067	1 791 975	1 260 261	1 343 837	558 572	740 407
1 FOUNDRY EQUIPT & PTS NES	666 630	1 013 262	212 288	243 618	95 112	134 410
2 ROLLING MILLS AND ROLLS	527 237	613 851	417 872	427 571	184 178	235 909
3 WELDING, BRAZING, ETC MCHS	145 200	164 862	630 101	672 648	279 282	370 088
741 HEATING, COOLING EQUIPMNT	1 788 278	1 808 773	3 344 962	3 189 426	1 481 348	1 756 202
1 GAS GENERATORS	8 116	5 022	22 152	11 777	9 651	6 541
2 BURNERS, MECH STOKERS, ETC	79 791	81 671	245 489	267 440	109 283	146 487
3 INDUS FURNACES ETC & PTS	484 136	478 036	773 448	739 651	343 103	407 226
4 NONDOM REFRIG EQUI & PTS	332 237	320 533	436 031	402 864	193 332	221 790
5 AIR-CONDITIONING MACHNRY	102 979	101 211	201 538	189 995	88 953	104 530
6 HEATING, COOLING EQU NES	781 019	822 300	1 666 304	1 577 699	737 026	869 628
742 PUMPS FOR LIQUIDS ETC	876 366	792 258	2 667 626	2 349 211	1 183 312	1 292 352
1 RECIPROCATING PUMPS NES	237 921	228 385	979 021	881 439	435 403	484 776
2 CENTRIFUGAL PUMPS NES	300 730	290 731	652 674	589 418	288 597	324 058
3 ROTARY PUMPS NES	77 060	78 988	252 182	229 932	111 956	126 537
6 OTHER PUMPS FOR LIQUIDS	49 290	35 003	129 093	100 697	57 132	55 377
9 PTS NES OF PUMPS OF 742	211 365	159 151	654 656	547 725	290 224	301 604
743 PUMPS NES, CENTRIFUGES ETC	1 600 784	1 601 261	3 305 538	3 083 911	1 468 253	1 698 142

4 IMPORTS AND EXPORTS (SPECIAL TRADE) BY GROUPS AND SUBGROUPS OF THE SITC-REV. II  
4.2 EXPORTS

GROUP / SUBGROUP	1981 DT = 100 KG	1980	1981 1 000 DM	1980	1981 1 000 \$	1980
1 PUMPS FOR GASES ETC	617 861	629 697	1 063 271	1 011 061	473 903	557 406
2 PUMP & COMPRESSOR PTS NES	68 079	75 102	350 299	317 768	155 191	174 696
3 FREE-PSTN GEN FR GAS TUR	15	78	148	85	64	48
4 FANS,BLOWERS,ETC & PTS	159 796	164 962	369 253	362 052	164 130	199 535
5 CENTRIFUGES	92 752	89 972	339 381	303 363	150 530	166 623
6 GAS & LIQUID FILTERS ETC	500 955	492 828	802 963	761 328	355 885	419 062
9 PTS NES OF APP OF 7435,6	161 326	148 622	380 223	328 254	168 550	180 772
744 MECHANICAL HANDLING EQU	3 322 441	3 093 202	4 147 377	3 612 677	1 836 993	1 989 820
1 FORK LIFT TRKS,ETC & PTS	684 958	794 438	780 318	842 813	346 490	464 235
2 LIFTING,LOADING MACH NES	1 976 096	1 674 262	2 501 043	1 987 502	1 106 050	1 095 073
9 PTS NES OF MACHY OF 7442	661 387	624 502	866 016	782 362	384 453	470 512
745 NONELEC MACHY,TOOLS NES	1 180 719	1 124 161	3 930 722	3 692 722	1 746 698	2 029 340
1 POWER TOOLS NONELEC,PTS	95 662	90 466	505 810	470 548	224 616	258 482
2 OTH NONELEC MCHS,PTS NES	1 085 057	1 033 695	3 424 912	3 222 174	1 522 082	1 770 858
749 NONELEC MACH PTS,ACC NES	4 089 310	3 968 276	7 904 629	7 400 119	3 507 919	4 074 372
1 BALL,ROLLER,ETC BEARINGS	776 104	791 676	1 758 516	1 627 687	781 029	897 388
2 COCKS,VALVES ETC NES	1 022 114	1 008 180	2 574 742	2 480 854	1 141 075	1 365 662
3 SHAFT,CRANK,PULLEY ETC	1 514 146	1 408 679	2 332 613	2 138 966	1 036 122	1 176 445
9 OTH NONELEC MCHY PTS NES	776 946	759 741	1 238 758	1 152 612	549 693	634 877
751 OFFICE MACHINES	280 147	312 601	1 502 435	1 527 733	667 992	841 507
1 TYPEWRITERS,CHEQUE-WRTRS	112 651	130 258	610 752	594 331	270 907	327 171
2 CALCULATING,ACCTG,ETC MCH	16 706	18 087	194 521	211 327	86 296	116 372
8 OFFICE MACHINES NES	150 790	164 256	697 162	722 075	310 789	397 964
752 AUTOMATIC DATA PROC EQUIP	186 246	162 114	3 234 019	2 755 511	1 433 207	1 505 879
1 ANALOG,HYBRID COMPUTERS	302	583	8 229	10 245	3 570	5 603
2 DIGITAL COMPUTERS	37 945	38 052	664 314	593 931	294 792	324 641
3 DIGITL CENTRL PROCESSORS	32 387	24 156	1 012 628	825 272	449 550	450 756
4 DIGITL CENTRL STOR UNITS	5 105	500	105 761	27 369	46 858	14 922
5 ADP PERIPHERAL UNITS	108 204	97 000	1 393 777	1 262 301	616 597	689 940
8 OFF-LINE DATA PROC EQUIP	2 303	1 823	49 310	36 393	21 840	20 017
759 OFFICE & ADP MCH PTS,ACC	152 324	141 612	2 400 724	1 866 716	1 063 639	1 026 383
1 OFFICE MACHINE PARTS NES	76 785	80 577	338 461	315 642	150 145	173 780
9 ACCTG,ETC,ADD MCH PTS,AC	75 539	61 035	2 062 263	1 551 074	913 494	852 603
761 TELEVISION RECEIVERS	671 711	669 559	2 096 787	2 009 020	933 418	1 103 947
1 COLOUR TV RECEIVERS	636 456	614 786	2 003 745	1 890 345	891 798	1 038 618
2 MONOCHROME TV RECEIVERS	35 255	54 773	93 042	118 675	41 620	65 329
762 RADIO BROADCAST RECEIVRS	100 286	101 901	508 270	516 447	226 722	283 708
1 MTR VEHIC RADIO RECEIVERS	17 407	19 396	236 594	242 533	105 340	133 600
2 PORTABLE RADIO RECEIVERS	21 309	22 048	104 222	107 692	46 339	59 143
8 OTHER RADIO RECEIVERS	61 570	60 457	167 454	166 222	75 043	90 965
763 SOUND RECORDRS,PHONOGRPH	77 536	78 391	554 115	480 345	245 568	263 507
1 ELECTRIC GRAMOPHONES ETC	34 823	38 585	99 233	113 703	43 991	62 537
8 OTHR SOUND APPARATUS ETC	42 713	39 806	454 882	366 642	201 577	200 970
764 TELECOM EQPT,PTS,ACC NES	583 146	575 763	4 543 953	4 034 014	2 015 757	2 221 716
1 LINE TELEPHONE,ETC EQUIP	84 734	88 063	1 343 305	1 163 893	595 816	641 892
2 MICROPH,LOUDSPKR,AMPLIFR	82 694	83 032	216 735	213 216	96 368	117 345
3 TV,RADIO TRANSMITTERS ETC	16 568	14 397	392 933	377 672	173 593	207 052
8 TELECOMM EQUIPMENT NES	7 415	4 939	443 414	307 021	197 327	168 188
9 PTS NES OF EQUIPMT OF 76	391 735	385 332	2 147 566	1 972 212	952 653	1 087 239
771 ELECTRIC POWER MACHY NES	913 693	813 862	1 396 470	1 241 860	617 738	682 930
1 TRANSFORMERS,ELECTRICAL	572 232	493 312	662 679	554 625	292 090	304 436
2 OTH ELEC POWER MACHY NES	341 461	320 550	733 791	687 235	325 648	378 494
772 SWITCHGEAR ETC & PTS NES	1 128 254	1 144 648	5 777 109	5 442 350	2 560 795	2 997 505
1 SWITCHGEAR ETC	1 154 637	1 110 326	5 066 310	4 828 193	2 245 348	2 659 021
2 PRINTED CIRCUITS,PTS NES	9 931	7 462	480 107	375 897	213 031	207 081
3 FIXED,VARIABLE RESISTORS	23 686	26 860	230 692	238 260	102 416	131 403
773 ELECTR DISTRIBUTING MACH	1 974 874	1 824 357	1 674 441	1 459 891	743 695	803 320
1 INSULATED WIRE,CABLE	1 859 439	1 710 358	1 507 256	1 295 749	669 342	712 949
2 ELECTRIC INSULATING EQUIP	115 435	113 999	167 185	164 142	74 353	90 371
774 ELECTRO-MEDCL,XRAY EQUIP	84 830	89 624	1 278 855	1 115 462	563 589	613 801
1 ELECTRO-MEDICAL EQUIPMNT	13 880	11 377	282 073	216 336	124 407	118 982
2 X-RAY APPARATUS	70 950	78 247	996 782	899 126	439 182	494 819
775 HOUSEHOLD TYPE EQUIP NES	2 837 812	2 819 409	3 360 425	3 155 491	1 494 639	1 735 603
1 HOUSEHOLD LDY EQUIP NES	816 612	751 393	673 002	596 437	300 704	327 864

4 IMPORTS AND EXPORTS (SPECIAL TRADE) BY GROUPS AND SUBGROUPS OF THE SITC-REV. II  
4.2 EXPORTS

GROUP / SUBGROUP	1981 DT = 100 KG	1980	1981 1 000 DM	1980	1981 1 000 \$	1980
2 DOM REFRIGERATORS, FREEZERS	543 163	527 162	469 231	427 066	208 536	235 381
3 DOMESTIC DISHWASHING MACHS	333 294	329 174	347 937	330 657	154 675	182 084
4 ELECTRIC SHAVERS, CLIPPERS	15 340	16 333	163 052	148 357	72 064	81 563
7 DOMESTIC ELECTRIC EQUI NES	308 038	334 528	569 611	568 125	253 341	312 553
8 ELECTRO-THERMIC APPL NES	821 365	860 819	1 137 592	1 084 849	505 319	596 158
776 TRANSISTORS, VALVES, ETC	452 771	478 452	2 317 248	2 208 899	1 029 536	1 218 262
1 TV PICTURE TUBES	301 334	256 653	377 394	318 443	168 660	175 389
2 OTH ELECTRONIC TUBES ETC	2 417	2 092	137 472	129 614	60 673	71 373
3 DIODES, TRANSISTORS, ETC	12 029	11 998	621 732	605 665	275 906	334 059
4 ELECTRONIC MICROCIRCUITS	7 638	7 223	947 678	868 906	420 308	479 544
8 ELECTRONIC COMP PTS, CRYSTLS	129 353	200 486	232 972	286 271	103 989	157 897
778 ELECTRICAL MACHINERY NES	3 303 276	3 401 730	4 982 890	4 882 278	2 209 702	2 690 329
1 BATTERIES, ACCUMULATORS	877 313	777 020	602 582	536 964	267 447	295 342
2 ELECTRIC LAMPS, BULBS	217 343	228 779	570 793	565 592	253 978	311 472
3 AUTOMOTIVE ELECTRIC EQUIP	625 650	622 609	1 219 530	1 205 640	540 656	665 517
4 ELECTRO-MECH HAND TOOLS	191 626	183 638	733 061	681 382	324 983	375 409
8 OTH ELEC MACHV, EQUIP NES	1 391 344	1 589 684	1 856 924	1 892 700	822 638	1 042 589
781 PASS MOTOR VEH EXC BUSES	21 673 439	20 417 737	30 848 868	26 496 763	13 696 675	14 581 610
782 LORRIES, SPCL MTR VEH NES	8 441 844	7 133 597	8 904 995	7 012 841	3 933 784	3 856 218
1 LORRIES, TRUCKS	7 648 226	6 404 538	7 745 580	5 993 162	3 422 648	3 297 666
2 SPECIAL MOTOR VEHCLS NES	793 618	729 059	1 159 415	1 019 679	511 136	558 552
783 ROAD MOTOR VEHICLES NES	2 151 237	1 487 926	2 918 791	1 962 233	1 291 134	1 077 348
1 BUSES	500 680	535 199	845 009	885 447	377 029	484 932
2 TRACTORS FOR TR-TRAILERS	1 650 557	952 727	2 073 782	1 076 786	914 105	592 416
784 MOTOR VEHCL PTS, ACC NES	12 067 771	11 425 683	13 415 590	12 058 758	5 952 413	6 642 581
1 MOTOR VEHICLE CHASSIS	397 761	371 834	553 792	492 584	247 415	269 985
2 MOTOR VEHICLE BODIES	102 262	93 573	100 346	81 270	44 066	44 745
9 OTHER MOTOR VEHCL PARTS	11 567 748	10 960 276	12 761 452	11 484 904	5 660 932	6 327 851
785 MOTOR & OTHER CYCLES ETC	437 683	469 325	625 879	608 489	279 233	334 756
1 MOTORCYCLES ETC	75 079	79 914	214 060	213 920	95 775	117 475
2 BICYCLES, ETC NON-MOTOR	116 335	121 004	121 624	112 971	54 223	62 465
3 INVAL CARR, CYCLE ETC PTS	246 269	268 407	290 195	281 598	129 235	154 816
786 VEH NES NONMOTR, TRAILERS	3 101 344	2 468 003	1 955 192	1 524 089	867 554	837 733
1 TRAILERS, TRANSP CONTAINR	1 764 034	1 258 404	1 153 412	794 979	511 023	436 752
8 OTH NONMOTR VEHICLES ETC	1 337 310	1 209 599	801 780	729 110	356 531	400 981
791 RAILWAY VEHICLES	917 954	825 384	939 597	803 881	414 705	439 276
1 ELEC LOCOS NON-SELF-GEN	7 716	3 746	26 576	5 065	11 603	2 868
2 OTH RAIL LOCOMOTIVES ETC	98 091	77 675	164 971	105 416	74 360	57 740
3 MECHAN-PROPELLED RY CARS	29 545	61 639	50 824	132 841	22 311	73 744
4 PASSENGER CARS NOT POWRD	64 565	41 832	122 672	82 541	52 107	43 035
5 FRT, MAINT CARS NOT POWRD	161 970	134 348	63 919	60 671	28 117	33 408
9 RY TRACK FIXT, ETC, PTS	556 067	506 144	510 635	417 347	226 207	228 481
792 AIRCRAFT	109 530	85 956	7 589 596	4 733 861	3 359 224	2 594 557
1 HELICOPTERS	842	632	76 166	52 039	32 977	28 476
2 LIGHT AIRCRAFT NES	638	431	6 461	4 321	2 806	2 404
3 MEDIUM AIRCRAFT NES	2 429	1 013	87 349	45 919	37 712	25 303
4 HEAVY AIRCRAFT NES	53 239	45 845	4 395 185	2 684 908	1 944 722	1 470 393
8 AIRCRAFT NES, ASSOC EQUIP	1 378	1 786	20 850	23 011	9 250	12 625
9 AIRCRAFT PARTS, NES	51 004	36 249	3 003 585	1 923 663	1 331 757	1 055 356
793 SHIPS AND BOATS	7 937 004	5 209 424	2 431 967	1 435 186	1 084 108	789 187
1 WARSHIPS	-	-	-	-	-	-
2 SHIPS AND BOATS NON-WAR	5 547 373	4 178 823	2 060 343	1 304 613	919 635	718 721
3 VESSELS FOR BREAKING UP	1 970 358	890 379	65 475	25 153	29 297	13 451
8 SHIPS AND BOATS NES	419 273	140 222	306 149	105 420	135 176	57 015
801 INDUSTRIAL PLANT, CHAP 90	8 434	19 369	67 579	90 232	30 345	50 098
802 INDUSTRIAL PLANT, CHAP 94	11 069	6 656	16 812	18 745	7 839	10 334
812 PLUMBING, HEATING, LIGHTING EQUI	1 214 287	1 395 590	1 132 958	1 122 244	503 133	618 358
1 CENTRAL HEATING EQUIPMNT	636 150	787 686	331 832	385 845	147 421	212 597
2 CERAMIC PLUMBING FIXTURES	202 636	251 869	131 850	141 918	58 643	78 449
4 LIGHTING EQUIPMENT	375 501	356 035	669 276	594 481	297 069	327 312
821 FURNITURE	6 103 726	5 988 405	3 979 845	3 700 799	1 769 220	2 037 425
1 CHAIRS, SEATS AND PARTS	957 707	887 011	997 298	896 132	444 056	493 310
2 MED FURN, STUFFED FURNISHINGS	187 819	174 265	330 388	284 876	146 362	156 641
9 FURNITURE & FURN PTS NES	4 958 200	4 927 129	2 652 159	2 519 791	1 178 802	1 387 474



4 IMPORTS AND EXPORTS (SPECIAL TRADE) BY GROUPS AND SURGROUPS OF THE SITC-REV. II  
4.2 EXPORTS

GROUP / SUBGROUP	1981 DT = 100 KG	1980	1981 1 000 DM	1980	1981 1 000 \$	1980
831 TRAVEL GOODS, HANDBAGS	84 172	87 463	295 325	272 718	130 733	150 127
842 MENS OUTERWEAR NOT KNIT	153 766	144 627	964 147	893 275	428 293	492 802
1 MENS OVERCOATS ETC	9 499	9 352	87 378	81 581	37 904	45 099
2 MENS SUITS	24 908	26 002	257 683	250 899	115 135	138 266
3 MENS TROUSERS, BREECHES	65 809	66 481	313 924	316 033	139 785	174 535
4 MENS JACKETS, BLAZERS ETC	12 048	13 766	134 725	132 746	59 948	73 289
9 OTHER MENS OUTERWEAR	41 502	29 026	170 437	112 016	75 521	61 613
843 WOMENS OUTERWEAR NONKNIT	183 491	167 661	1 850 026	1 622 649	820 578	898 443
1 WOMENS COATS & JACKETS	48 345	52 541	493 067	505 021	216 840	280 841
2 WOMENS SUITS & COSTUMES	10 038	8 624	156 328	123 110	69 771	68 442
3 WOMENS DRESSES	18 172	16 825	279 139	246 358	124 900	135 908
4 WOMENS SKIRTS	45 416	41 263	367 871	329 988	163 602	182 521
5 WOMENS BLOUSES	11 922	10 589	214 086	165 086	95 010	91 259
9 OTHER WOMENS OUTERWEAR	49 598	37 819	339 535	253 086	150 455	139 472
844 UNDERWEAR NOT KNIT	27 512	29 595	163 477	166 402	72 926	91 854
1 MENS SHIRTS NOT KNITTED	23 173	24 229	139 317	139 126	62 154	76 820
2 OTH MENS UNDERWEAR NONKN	1 282	1 684	4 144	4 897	1 846	2 719
3 WOMENS UNDERWEAR NONKNIT	3 057	3 682	20 016	22 379	8 926	12 515
845 OUTERWEAR KNIT NONELASTC	123 780	122 291	1 253 203	1 236 952	557 947	683 649
1 JERSEYS, PULLOVERS KNITT	45 880	45 145	435 221	393 587	192 648	217 782
2 WOMENS DRESSES KNITTED	44 597	49 095	553 738	613 128	247 006	339 371
9 OTHER OUTERWEAR KNITTED	33 303	28 051	264 244	229 337	118 293	126 496
846 UNDERWEAR KNITTED	138 328	137 492	657 995	625 345	292 179	344 575
1 UNDERWEAR KNITTED OF WOOL	2 905	2 704	27 698	25 364	12 028	13 894
2 UNDERWEAR KNITTED OF COTTON	53 605	53 092	264 219	240 652	117 405	132 833
3 UNDERWEAR KNITTED SYN FIBR	61 459	60 338	214 495	211 553	95 252	116 514
4 UNDERWEAR KNITTED OTH FIBR	1 120	946	5 794	5 111	2 579	2 832
5 CORSETS, GARTERS, ETC	19 239	20 412	145 789	142 665	64 915	78 502
847 TXTL CLTHNG ACCESRY NES	43 887	40 858	247 330	224 389	109 337	123 756
1 TXTL CLTHNG ACSRY NONKNIT	20 898	20 290	135 723	127 432	59 759	70 320
2 CLTHNG ACCESRY ETC KNIT	22 989	20 568	111 607	96 957	49 578	53 436
848 HEADGEAR, NONTXTL CLOTHNG	53 780	55 573	500 477	448 895	219 515	246 908
1 LEATHER CLOTHES, ACCESRY	12 102	11 949	131 354	107 677	57 988	59 337
2 PLASTIC, RUBBER CLOTHING	22 594	23 353	46 410	44 606	20 633	24 601
3 FUR ETC CLOTHES, PROD	8 064	8 630	269 303	245 397	117 341	134 759
4 HEADGEAR	11 020	11 641	53 410	51 215	23 553	28 211
851 FOOTWEAR	180 980	177 609	800 366	766 458	354 607	423 627
871 OPTICAL INSTRUMENTS	19 290	17 086	673 464	555 286	298 156	304 082
872 MEDICAL INSTRUMENTS NES	134 195	117 622	1 235 690	1 029 802	547 962	565 544
873 METERS & COUNTERS NES	56 854	53 288	299 978	299 172	133 050	164 559
1 GAS SUPPLY METERS ETC	45 878	39 931	167 078	143 489	73 943	78 882
2 COUNTING DEVICES NONELEC	10 976	13 357	132 900	155 683	59 107	85 677
874 MEASURING, CONTROLING INSTR	444 756	441 845	5 364 408	4 648 079	2 385 499	2 550 884
1 SURVEYING INSTRUMENTS	9 378	9 977	160 959	167 759	71 260	92 325
2 MEASUR, DRAW ETC INST, PTS	100 651	96 249	484 698	421 486	214 328	231 880
3 GAS, LIQUID CONTROL INSTR	78 431	89 423	605 920	517 433	269 114	340 043
4 INSTR NON-MECH, NON-ELECT	12 215	11 945	132 443	114 080	59 053	62 601
5 MEAS, CONTRL, SCI INST NES	56 416	53 475	410 839	351 862	182 511	193 449
8 ELEC MEAS, CONTRL EQU NES	127 240	114 831	2 480 019	2 138 232	1 096 486	1 174 879
9 INSTR PARTS, ACCESSORIES	60 425	65 945	1 089 530	837 227	492 747	455 707
881 PHOTO APPAR & EQUIPT NES	186 500	178 139	1 388 040	1 262 258	614 512	694 058
1 CAMERAS STILL, FLASH APP	54 583	52 737	678 473	608 138	299 205	334 582
2 CINEMA CAMERAS, PROJ, ETC	13 895	11 456	173 979	156 694	77 357	85 922
3 OTH PHOTO, CINE EQUIP NES	118 022	113 946	535 588	497 426	237 950	273 554
882 PHOTO, CINEMA SUPPLIES	671 047	626 664	1 541 320	1 368 505	682 522	753 048
1 CHEM PHOTO GOODS, RETAIL	243 609	243 782	193 836	195 993	85 801	107 708
2 PHOTO FILM EXC DEV CINPA	427 438	382 882	1 347 484	1 172 512	596 721	645 340
883 DEVELOPED CINEMA FILM	1 553	1 653	25 887	25 595	11 479	14 092
884 OPTICAL GOODS NES	17 945	17 899	785 286	767 328	349 053	422 423
1 OPTICAL ELEMENTS	9 594	9 473	365 272	347 313	162 099	191 275

4 IMPORTS AND EXPORTS (SPECIAL TRADE) BY GROUPS AND SUBGROUPS OF THE SITC-REV. II  
4.2 EXPORTS

GROUP / SUBGROUP	1981 DT = 100 KG	1980	1981 1 000 DM	1980	1981 1 000 \$	1980
2 SPECTACLES AND FRAMES	8 351	8 426	420 014	420 015	186 954	231 148
885 WATCHES AND CLOCKS	139 033	135 341	1 051 691	978 415	466 699	537 960
1 WATCHES, MOVEMENTS, CASES	2 523	2 406	261 422	229 086	115 806	125 885
2 CLOCKS, CLOCK & WATCH PTS	136 510	132 935	790 269	749 329	350 893	412 075
892 PRINTED MATTER	3 309 772	3 171 065	2 921 348	2 629 368	1 294 609	1 448 758
1 PRINTED BOOKS, GLOBES, ETC	534 703	555 998	801 815	757 551	356 199	417 007
2 NEWSPAPERS, PERIODICALS	1 020 264	1 036 595	763 677	683 302	338 984	376 587
4 PICTURE POSTCARDS ETC	94 803	91 442	148 548	141 047	65 737	77 634
8 PRINTED MATTER NES	1 660 002	1 487 030	1 207 308	1 047 468	533 689	577 530
893 ARTICLES OF PLASTIC NES	3 882 234	3 708 533	3 275 092	2 994 040	1 452 584	1 649 678
1 PLSTC PACKG CONTNRS, LIDS	1 441 267	1 453 734	953 837	898 079	423 094	495 498
2 PLSTC SANITRY, TOILET ART	62 301	58 847	85 259	74 667	37 762	41 077
3 PLASTIC ORNAMENTS	10 026	10 475	26 077	25 837	11 619	14 225
5 PLASTC ELEC LIGHT ARTICL	97 903	100 479	145 605	134 841	64 748	74 228
9 MISC PLASTIC ARTICLES	2 270 737	2 084 998	2 064 314	1 860 616	915 361	1 024 650
894 TOYS, SPORTING GOODS, ETC	815 533	731 403	1 354 143	1 180 271	597 810	649 884
1 BABY CARRIAGES, PTS NES	22 491	19 094	24 538	19 875	10 902	10 911
2 TOYS, INDOOR GAMES	531 852	490 706	872 119	758 221	384 045	417 289
6 NON-MILITARY ARMS & AMMO	42 142	35 029	128 906	113 153	56 934	62 250
7 OTH SPORT GDS, FAIR AMUSP	219 048	186 574	328 580	289 022	145 929	159 434
895 OFFICE SUPPLIES NES	214 861	248 555	680 570	627 401	300 666	345 475
1 BASE PTL OFFICE SUPPLIES	41 438	45 903	38 445	38 286	17 114	21 075
2 PENS, PENCILS, FOUNTN PENS	103 959	100 601	471 040	426 204	207 893	234 562
9 OTHER OFFICE SUPPLIES	69 464	102 051	171 085	162 911	75 659	89 838
896 WORKS OF ART ETC	5 060	4 154	385 212	295 863	170 847	161 867
897 GOLD, SILVER WARE, JEWELRY	6 416	6 501	1 105 193	1 014 050	490 239	556 955
2 IMITATION JEWELLERY	5 266	5 276	137 950	128 187	61 233	70 536
3 PREC JEWELRY, GLD-SILVWARE	928	974	841 137	769 074	373 013	422 231
4 PREC MTL INDUS, LAB EQUIP	222	251	126 106	116 789	55 993	64 188
898 MUSICAL INSTRUMENTS, PTS	321 844	268 753	1 173 108	936 121	520 087	514 548
1 PIANOS & OTH STRING INST	40 771	36 750	153 527	129 712	68 043	71 144
2 MUSICAL INSTRUMENTS NES	17 333	14 846	94 677	79 489	42 051	43 591
3 SOUND RECRDNG TAPE, DISCS	248 173	202 604	834 096	643 669	369 626	354 018
9 MUSICL INSTR PTS, ACCESSRY	15 567	14 553	90 808	83 251	40 367	45 795
899 OTHER MANUFACTURED GOODS	397 540	379 294	924 010	843 916	409 548	464 388
1 CARVED, MOULDED GOODS	4 825	4 540	24 255	22 380	10 792	12 316
3 COMBUSTIBLE PRODUCTS ETC	115 386	109 341	105 722	112 621	46 842	61 919
4 UMBRELLAS, CANES ETC	53 019	56 224	55 913	63 572	25 107	34 875
6 HEARING, ORTHOPAEDIC AIDS	9 323	7 729	187 064	151 287	82 861	83 156
7 BASKETWORK, BROOMS ETC	116 217	109 408	204 577	191 291	90 575	105 320
8 SMALLWARES, TOILETRY ETC	71 128	67 315	265 041	239 472	117 282	131 970
9 OTHER MANUF GOODS NES	27 642	24 737	81 438	63 293	36 089	34 832
911 MAIL NOT CLASSED BY KIND 1)	-	-	-	-	-	-
931 SPECIAL TRANSACTIONS 2)	6 589 230	5 424 762	7 990 180	5 972 407	3 534 588	3 285 167
941 ZOO ANIMALS, PETS	2 722	2 542	11 024	9 351	4 884	5 146
951 WAR FIREARMS, AMMUNITION	38 411	35 994	158 782	136 055	70 323	74 820
961 COIN NONGOLD, NONCURRENT 1)	5 702	17 871	22 973	22 590	10 053	12 523
971 GOLD, NON MONETARY NES	1 240	1 725	1 113 087	1 048 049	497 732	571 845
972 GOLD COIN 1)	180	330	600 425	1 150 406	260 301	641 136
TOTAL	1 685 051 093	1 692 585 569	396 898 348	350 327 740	176 042 343	192 859 713

1) SEE INTRODUCTION, CIPHER 2.3 2) INCL. COMPLETE INDUSTRIAL PLANT N.E.S.

5 IMPORTS AND EXPORTS (SPECIAL TRADE) BY CONTINENTS AND COUNTRIES  
(COUNTRIES OF PRODUCTION AND CONSUMPTION)

COUNTRY	IMPORTS		EXPORTS	
	1981 1 000 DM	1980 1 000 \$	1981 1 000 DM	1980 1 000 \$
EUROPE	245898286	225206246	109216080	124008760
FRANCE	40123794	36591021	17847200	20147098
BELGIUM LUX	24674801	24461594	10957958	13484701
NETHERLANDS	44322897	39147488	19715521	21556517
ITALY	27562022	27083430	12216782	14939456
UNITED KINGDOM	27502164	22859721	12209120	12568359
IRISH REP	1724845	1520143	765672	836604
DENMARK	5926874	5735241	2632070	3153799
GREECE	2946455	2754235	1304734	1516730
ICELAND	150499	172807	66727	95170
FAROE IS	54176	41222	24138	22685
NORWAY	9418147	7737839	4188593	4259590
SWEDEN	7681526	7223926	3421533	3973013
FINLAND	3363797	2953879	1492123	1628408
SWITZERLAND	12615245	12139264	5601441	6678616
AUSTRIA	10279260	9825409	4559023	5412174
PORTUGAL	1239125	1199468	550372	660581
SPAIN	4662395	4410793	2071338	2426671
ANDORRA	3141	4224	1429	2326
GIBRALTAR	676	215	295	120
VATICAN CITY	551	1234	245	671
MALTA	297363	273701	131603	150794
YUGOSLAVIA	2570109	2334990	1143263	1286326
TURKEY	1363732	1062744	609449	583928
USSR	9224847	7517433	4072441	4134732
POLAND	2127805	2495362	943186	1377202
CZECHOSLOVAKIA	2069449	1901109	919752	1045253
HUNGARY	1995179	1818608	886152	998842
ROMANIA	1495718	1598601	662294	880533
BULGARIA	466365	324176	206291	178750
ALBANIA	35329	16369	15335	9111
AFRICA	25575251	26583247	11393621	14624791
CANARY IS	125607	80749	58598	44279
MOROCCO	481945	506567	215879	277061
CEUTA MEL	104	40	47	22
ALGERIA	5326340	4147479	2359297	2281102
TUNISIA	495362	572245	220242	314890
LIBYA	7417071	7865842	3304199	4324610
EGYPT	633762	386504	280950	211627
SUDAN	85002	75705	37785	41619
MAURITANIA	35862	38249	15994	20955
MALI	25390	33250	11247	18210
UPPER VOLTA	12848	11114	5638	6023
NIGER	38824	150692	18216	82000
CHAD	34826	20537	15533	11149
CAPE VERDE	43	39	19	21
SENEGAL	14878	24155	6557	13428
GAMBIA	1777	1545	831	847
GUIN BISSAU	112	286	50	153
REP GUINEA	174540	119162	77238	65913
SIERRA LEONE	54916	52572	24282	29223
LIBERIA	476049	440368	211322	242036
IVORY COAST	523966	593229	235340	326936
GHANA	187531	271850	83084	149069
TOGO	56778	60223	25297	33225
BENIN	8041	23198	3504	12874
NIGERIA	3450588	5513122	1562547	3033421
CAMEROON	621286	341320	276758	188350
CENT AFR REP	12855	6760	5475	3602
EQUAT GUINEA	15185	7184	6747	4009
S TOME PRINC	18623	17195	8545	9468
GABON	286667	415684	131652	229498
CONGO	262082	102175	113123	56149
ZAIRE	218539	207057	97299	114790
RWANDA	28334	34395	12604	18924
BURUNDI	28184	41410	12542	23173
ST HELENA	10	4	4	2
ANGOLA	52759	5190	21649	2866
ETHIOPIA	89586	62835	39574	34889
JIBUTI	484	46	207	25
SOMALIA	421	2458	177	1353
KENYA	297082	345325	132317	190108
UGANDA	38266	38780	16986	21501
TANZANIA	198105	167409	88608	92812
SEYCHELLES	379	376	174	204
BRIT IND OC	2	186	1	103
MOZAMBIQUE	30569	37640	13488	20608
MADAGASCAR	67941	67863	30520	37382
REUNION	2446	1423	1092	777
MAURITIUS	51816	34971	22698	19161
COMOROS	8642	2741	3913	1455
MAYOTTE	-	-	-	-
ZAMBIA	112847	185068	49280	102703
ZIMBABWE	219144	134178	96105	73546
MALAWI	42249	39975	18713	21842
REP S AFRICA	3183961	3262518	1408828	1796914
BOTSWANA	1280	905	550	507
SWAZILAND	15113	23643	6616	13104

5 IMPORTS AND EXPORTS (SPECIAL TRADE) BY CONTINENTS AND COUNTRIES  
(COUNTRIES OF PRODUCTION AND CONSUMPTION)

COUNTRY	IMPORTS				EXPORTS			
	1981 1 000 DM	1980	1981 1 000 \$	1980	1981 1 000 DM	1980	1981 1 000 \$	1980
LESOTHO	8232	7811	3680	4273	12268	9402	5454	5127
AMERICA	42866269	40484034	19014977	22316206	42471437	35146207	18818704	19334933
USA	28387543	25689925	12605540	14156069	25975853	21477637	11503713	11821644
CANADA	3278309	3603368	1452512	1987596	2740551	2178267	1209281	1199261
GREENLAND	51679	36097	21434	19721	1556	1223	638	624
ST PIERRE	99	47	42	25	741	582	314	314
MEXICO	678800	584397	301371	319132	3342445	2222361	1477882	1216712
BERMUDA	4585	13227	1936	7441	50952	10509	23625	5810
GUATEMALA	207296	220010	92491	121595	175584	140702	78102	77271
BELIZE	2310	2470	1013	1351	1651	839	717	454
REP HONDURAS	163484	200603	72663	111195	45320	35612	19871	19590
EL SALVADOR	463776	394433	206735	217609	51838	42129	22801	23182
NICARAGUA	80155	93091	35611	51544	56200	28139	24748	15420
COSTA RICA	276733	212350	123249	116949	71824	90071	31850	49636
PANAMA	218245	157772	96587	86879	284311	165755	126477	91384
CUBA	60625	105270	27820	57094	208203	188086	92808	103630
WEST INDIES	567	1430	250	787	4540	3893	1960	2121
REP HAITI	21628	17647	9591	9709	18497	17263	8234	9464
BAHAMAS	57614	652606	26009	367509	107464	17715	46648	9639
TURKS CAICOS	1	19	-	9	231	135	108	74
DOMINIC REP	16960	14402	7234	8103	67790	57875	29991	31903
AM VIRGIN IS	221	282	99	151	11215	8628	4976	4721
GUADELOUPE	2127	3694	970	2026	29458	28840	13100	15829
DOMINICA	373	29	162	16	726	288	317	155
MARTINIQUE	10855	18910	4995	10487	27778	30063	12337	16489
CAYMAN IS	1920	1909	843	1041	746	920	325	503
JAMAICA	13306	13261	5859	7268	53084	25248	23595	13836
ST LUCIA	4	10	2	5	2016	802	847	439
ST VINCENT	75	37	34	18	725	236	314	125
BARBADOS	1896	1103	839	611	15816	11627	6931	6372
TRINIDAD TOB	115030	82595	49709	46010	57358	55529	25456	30511
GRENADA	4840	4303	2142	2341	877	381	369	205
NETH ANTILL	127599	78354	56398	43430	93810	65496	41092	36044
COLOMBIA	1272352	1252630	566659	690162	584036	527358	259036	289425
VENEZUELA	828123	684919	362101	378352	1246471	1094100	551342	602060
GUYANA	48018	40389	21408	22126	11273	7566	4916	4142
SURINAM	48851	160365	22011	89023	43206	23890	19060	13090
FRENCH GUIAN	346	124	155	68	6275	3807	2755	2088
ECUADOR	139248	131851	62121	72846	369346	247512	163828	136035
PERU	260205	308559	115328	169788	853517	349778	387474	192278
BRAZIL	3449384	2908664	1525648	1604338	2277066	2798638	1009100	1542490
CHILE	1046691	1096500	464096	602432	732008	501752	323212	275791
BOLIVIA	42502	50806	18706	28084	171968	73203	76060	40103
PARAGUAY	83641	102819	36564	56849	93964	114806	41480	62837
URUGUAY	272405	253159	120293	139258	222466	211537	97972	116237
ARGENTINA	1125763	1289485	495710	709096	2360590	2285338	1053007	1254960
FALKLAND IS	85	113	37	63	91	71	35	35
ASIA	52200448	46587489	23148116	25660205	45035876	31687465	19906784	17435188
CYPRUS	59739	48261	26831	26381	244429	182577	107278	100023
LEBANON	12887	15799	5774	8707	502191	445711	222836	245609
SYRIA	337615	236316	147785	129709	991479	818855	437874	450671
IRAQ	176795	1156881	80083	640268	6568254	3275615	2889900	1799099
IRAN	1527000	3381875	673513	1880833	3639518	2734386	1599568	1506104
ISRAEL	1077068	1112059	484684	612905	1724391	1304157	766489	715114
JORDAN	13689	17559	6055	9600	964556	469202	425388	257323
SAUDI ARABIA	14502934	9906989	6377211	5431293	6195565	4276294	2738192	2357459
KUWAIT	623148	685646	277083	379009	1409358	898654	621291	493534
BAHRAIN	12127	10704	5588	5795	196319	82962	86266	45657
QATAR	204832	96308	93174	52911	294958	169472	130389	92959
ARAB EMIRAT	2281134	2726926	1024884	1500312	1400864	859872	615620	472757
OMAN	1557545	594949	684735	327623	220905	153184	97459	84058
NORTH YEMEN	1449	1349	649	755	175960	137240	77349	75210
SOUTH YEMEN	1097	2625	499	1435	46319	32915	20164	18034
AFGHANISTAN	94347	109753	42088	60075	61070	51398	26946	28343
PAKISTAN	312125	334715	139918	185050	667101	470360	296167	258649
INDIA	1278572	1134765	572110	627314	2249369	1372163	996178	754032
BANGLADESH	31371	44208	14034	24394	160549	116551	70559	63843
MALDIVES	1381	16	585	8	5921	4920	2662	2767
SRI LANKA	150733	131336	67327	72273	176318	108832	77847	60031
NEPAL	23449	17012	10398	9448	16057	10921	7082	5988
BHUTAN	164	58	72	32	442	142	198	78
BURMA	11855	12435	5316	6901	108638	115597	48669	63927
THAILAND	1160591	1105045	517295	609417	730933	663561	324689	364401
LAOS	99	602	46	343	1188	2957	509	1661
VIETNAM	12234	11836	5474	6482	42797	34441	18622	18790
KAMPUCHEA	-	18	-	10	1875	7098	851	3976
INDONESIA	685466	703365	308945	388161	2574532	1092405	1139164	599182
MALAYSIA	1331135	1445130	592076	797326	876911	835091	390058	457742
BRUNEI	381	100	167	52	27490	9629	12078	5235
SINGAPORE	991045	1189467	440805	657490	1515220	1296166	670860	713772
PHILIPPINES	951180	740380	422735	407451	622895	494821	275511	273006
MONGOL P REP	2395	1845	1076	999	3366	3556	1527	1951
P REP CHINA	1728118	1467047	769119	807293	2286488	2078404	1016487	1145192
NORTH KOREA	129308	340566	55411	189139	67832	59500	29958	33309
SOUTH KOREA	2094543	1817728	930435	1006149	998344	958863	442271	529381

5 IMPORTS AND EXPORTS (SPECIAL TRADE) BY CONTINENTS AND COUNTRIES  
(COUNTRIES OF PRODUCTION AND CONSUMPTION)

COUNTRY	IMPORTS				EXPORTS			
	1981 1 000 DM	1980	1981 1 000 \$	1980	1981 1 000 DM	1980	1981 1 000 \$	1980
JAPAN	12910049	10434338	5739312	5730475	4758716	3960032	2110222	2180633
TAIWAN	2392163	2162898	1063186	1192640	1194506	1025789	531418	565876
HONG KONG	3294602	3189350	1463286	1763660	1305483	1066885	577052	586577
MACAO	224083	199230	98352	110087	6769	6287	3136	3235
AUSTRALIA AND OCEANIA	2357300	2289766	1041164	1264679	3165222	2468807	1396784	1358827
AUSTRALIA	1405599	1298114	621563	716150	2703876	2092468	1194091	1150844
PAPUA NEW G	512770	558392	227031	309083	22236	21393	9845	11712
AUST OCEANIA	190	69	81	38	1673	1066	734	578
NAURU	7	5	4	1	98	79	41	43
NEW ZEALAND	314399	278236	137755	153158	358536	287136	157641	159606
SOLOMON IS	6670	14773	2963	8240	681	432	297	232
TUVALU	12	10	5	6	10	14	3	6
AMER OCEANIA	92	432	42	239	1193	2230	519	1248
NEW CALEDON	76330	108363	33717	60383	21875	18563	9578	10147
WALLIS FUTUN	-	6	-	4	3	3	2	2
KIRIBATI	16	31	8	18	340	33	148	18
PITCAIRN IS	-	-	-	-	33	-	14	-
N ZEAL OCEAN	120	3214	52	1826	324	709	136	390
FIJI	1622	9090	730	5056	6066	6773	2640	3770
VANUATU	26192	7190	11330	4027	425	516	183	275
TONGA	403	1527	181	819	6810	1494	2730	760
WEST SAMOA	12839	10148	5684	5542	1792	1304	793	707
FR POLYNESIA	39	166	18	89	30358	23641	13453	12935
POLAR REG	-	-	-	-	8893	10953	3936	5554
MISCELLANEOUS	281236	229526	122777	125837	1870046	1472642	822272	810546
SHIPS SUPPL	281074	229432	122709	125783	1868447	1472343	821566	810381
UNID COUNTR	162	94	68	54	1599	299	706	165
TOTAL	369178790	341380308	163936735	188000478	396898348	350327740	176042343	192859713

## 6 IMPORTS AND EXPORTS (SPECIAL TRADE) BY GROUPS OF THE SITC-REV. II AND BY COUNTRIES OF PRODUCTION AND CONSUMPTION 1981

GROUP COUNTRY	DT = 100 KG	1 000 DM	1 000 \$	GROUP COUNTRY	DT = 100 KG	1 000 DM	1 000 \$
001 LIVE ANIMALS 1)							
IMPORTS	1 940 573	660 515	291 757	USSR	6 241	4 938	2 271
FRANCE	69 091	46 295	20 570	POLAND	209 614	125 338	55 512
BELGIUM LUX	131 038	52 755	23 390	CZECHOSLOVA	95 496	70 079	30 848
NETHERLANDS	1 324 781	418 853	184 294	HUNGARY	244 178	138 376	60 686
ITALY	4 612	1 493	684	ROMANIA	77 584	43 790	19 484
UNTD KINGDOM	19 561	9 024	4 112	BULGARIA	3 026	1 621	733
IRISH REP	335	392	173	MOROCCO	204	85	39
DENMARK	193 431	53 323	23 581	MADAGASCAR	22 776	16 297	7 729
ICELAND	257	296	129	REP S AFRICA	17 265	20 925	8 898
SWEDEN	205	357	156	SWAZILAND	497	353	174
FINLAND	53	276	133	USA	62 383	21 742	9 643
SWITZERLAND	14 706	5 318	2 372	CANADA	5 781	3 607	1 617
AUSTRIA	95 023	29 569	13 278	MEXICO	112	68	31
SPAIN	104	194	88	CAYMAN IS	1 595	1 231	533
YUGOSLAVIA	2 034	747	345	BRAZIL	75 300	47 913	20 780
USSR	783	755	330	CHILE	16 119	4 899	2 251
POLAND	81 395	26 320	11 567	PARAGUAY	833	576	267
CZECHOSLOVA	6 809	2 164	971	URUGUAY	72 904	40 188	17 587
HUNGARY	15 455	6 195	2 784	ARGENTINA	314 938	241 116	106 163
EGYPT	40	433	208	ISRAEL	11 380	7 832	3 418
USA	450	4 240	1 930	INDIA	2 423	2 159	984
CANADA	248	1 281	553	BANGLADESH	2 376	2 059	921
ARGENTINA	115	127	60	INDONESIA	740	692	306
EXPORTS	1 691 170	783 575	348 490	P REP CHINA	8 200	6 129	2 659
FRANCE	232 571	101 943	45 195	AUSTRALIA	51 644	29 058	12 878
BELGIUM LUX	227 092	72 492	32 147	NEW ZEALAND	84 904	54 406	23 997
NETHERLANDS	104 731	43 048	18 960	EXPORTS	5 030 381	2 627 655	1 163 078
ITALY	840 953	420 557	188 079	FRANCE	776 133	564 036	250 057
UNTD KINGDOM	692	2 413	1 084	BELGIUM LUX	160 004	28 998	12 769
IRISH REP	29	93	41	NETHERLANDS	120 949	59 305	26 493
DENMARK	715	958	425	ITALY	1 324 126	970 987	431 116
GREECE	7 740	4 411	1 903	UNTD KINGDOM	193 522	105 502	47 298
SWEDEN	186	545	238	DENMARK	8 634	6 367	2 815
FINLAND	168	390	168	GREECE	461 371	305 384	134 871
SWITZERLAND	2 855	4 941	2 206	SWEDEN	32 586	2 050	909
AUSTRIA	5 774	6 281	2 752	SWITZERLAND	20 679	10 499	4 508
PORTUGAL	4 714	2 824	1 278	AUSTRIA	92 843	26 684	11 833
SPAIN	4 741	3 014	1 330	PORTUGAL	1 533	279	128
YUGOSLAVIA	5 076	3 437	1 559	SPAIN	5 739	1 579	701
TURKEY	23 787	8 880	3 864	GIBRALTAR	251	166	70
USSR	3 122	1 513	653	YUGOSLAVIA	273 898	79 079	34 931
CZECHOSLOVA	4 371	1 673	761	USSR	425 109	158 343	69 604
HUNGARY	5 274	2 597	1 120	POLAND	431 093	104 303	45 269
ROMANIA	34 369	7 633	3 418	CZECHOSLOVA	80 626	23 612	10 352
BULGARIA	2 144	1 655	736	HUNGARY	80 169	20 546	9 159
MOROCCO	6	91	40	ROMANIA	80 020	22 439	10 277
ALGERIA	87	427	188	BULGARIA	9 962	3 316	1 377
TUNISIA	24 184	10 875	4 724	CANARY IS	3 565	877	395
LIBYA	13 062	7 123	3 379	TUNISIA	15 366	5 170	2 320
EGYPT	65 147	25 523	11 031	EGYPT	84 958	24 402	10 234
SUDAN	21	116	49	IVORY COAST	1 316	667	315
IVORY COAST	2 418	901	366	GHANA	1 946	660	318
NIGERIA	25	83	37	TOGO	768	120	53
KENYA	20	75	34	NIGERIA	707	256	115
ZAMBIA	15	63	31	GABON	10 239	5 060	2 244
REP S AFRICA	83	266	121	ZAIRE	7 667	1 654	716
USA	1 128	5 143	2 214	MOZAMBIQUE	744	168	80
CANADA	504	1 282	571	REUNION	423	491	226
MEXICO	242	513	223	MAURITIUS	3 105	1 187	510
BRAZIL	195	627	282	COMOROS	3 472	611	264
CHILE	57	170	79	REP S AFRICA	13 891	2 994	1 367
URUGUAY	30	88	39	SWAZILAND	297	71	30
ARGENTINA	15	173	75	USA	343	127	56
LEBANON	32 826	10 465	4 568	LEBANON	5 375	1 846	810
SYRIA	132	1 353	598	SYRIA	323	136	60
IRAQ	2 060	1 758	780	IRAQ	24 275	6 792	3 015
IRAN	18 616	13 816	6 115	IRAN	170 086	34 853	15 199
ISRAEL	361	254	104	JORDAN	9 456	4 629	1 946
JORDAN	2 526	875	399	SAUDI ARABIA	19 725	5 831	2 562
SAUDI ARABIA	2 377	2 265	989	KUWAIT	726	219	97
KUWAIT	12 842	5 746	2 559	BAHRAIN	2 950	863	385
ARAB EMIRAT	906	867	389	ARAB EMIRAT	101 984	29 055	12 790
AFGHANISTAN	9	78	36	OMAN	5 510	1 583	702
PAKISTAN	46	619	274	NORTH YEMEN	2 562	817	362
INDONESIA	8	79	34	SINGAPORE	1 791	266	115
PHILIPPINES	2	96	38	HONG KONG	16 776	2 642	1 155
JAPAN	12	89	39	012 MEAT DRIED, SALTED, SMOKED			
IMPORTS	8 905 825	4 474 238	1 979 127	IMPORTS	68 704	77 210	34 251
FRANCE	697 992	383 454	169 472	FRANCE	7 239	9 643	4 286
BELGIUM LUX	658 552	325 977	144 069	BELGIUM LUX	37 965	31 577	13 992
NETHERLANDS	4 360 257	1 869 791	828 772	NETHERLANDS	3 588	4 078	1 836
ITALY	96 482	33 478	14 858	ITALY	17 320	29 529	13 068
UNTD KINGDOM	369 499	220 391	97 673	DENMARK	318	304	137
IRISH REP	151 336	119 815	53 204	SWITZERLAND	397	643	280
DENMARK	1 089 099	581 392	256 428	AUSTRIA	71	242	104
GREECE	1 726	389	179	YUGOSLAVIA	376	403	181
ICELAND	732	422	192	ROMANIA	745	386	186
NORWAY	4 523	1 725	771	ARGENTINA	400	141	62
SWEDEN	45 919	22 147	9 787	ISRAEL	88	123	54
FINLAND	1 373	494	215	EXPORTS	51 107	36 938	16 238
SWITZERLAND	6 617	1 193	536	FRANCE	9 961	9 020	4 006
AUSTRIA	6 777	8 750	3 897	BELGIUM LUX	4 815	3 480	1 533
SPAIN	13 042	10 305	4 679	NETHERLANDS	4 252	3 274	1 445
YUGOSLAVIA	12 956	8 847	3 902	ITALY	1 889	2 283	1 018
TURKEY	328	115	51	UNTD KINGDOM	26 409	16 618	7 226
				DENMARK	78	132	59
				GREECE	82	118	47

1) NUMBERS OF HORSES SEE PAGE 324

## 6 IMPORTS AND EXPORTS (SPECIAL TRADE) BY GROUPS OF THE SITC-REV. II AND BY COUNTRIES OF PRODUCTION AND CONSUMPTION 1981

GROUP COUNTRY	DT = 100 KG	1 000 DM	1 000 \$	GROUP COUNTRY	DT = 100 KG	1 000 DM	1 000 \$
SWEDEN	1 048	145	66	EXPORTS	22 206 203	2 261 279	1 009 716
AUSTRIA	56	67	30	FRANCE	572 228	59 956	27 381
POLAND	938	175	73	BELGIUM LUX	254 472	43 015	19 311
CANARY IS	98	159	70	NETHERLANDS	3 302 936	359 607	160 897
NIGERIA	137	139	66	ITALY	14 158 607	948 753	422 040
USA	500	729	330	UNITD KINGDOM	4 486	1 048	466
SYRIA	260	144	68	DENMARK	185 896	48 339	21 691
IRAQ	132	96	42	GREECE	191 176	38 824	17 282
				NORWAY	890	285	135
014 MEAT PREPD, PRSVD, NES ETC				SWITZERLAND	13 183	2 971	1 312
IMPORTS	1 264 060	745 530	331 879	AUSTRIA	67 134	12 928	5 601
FRANCE	127 678	84 407	37 541	PORTUGAL	1 797	420	195
BELGIUM LUX	274 073	140 085	62 422	SPAIN	48 256	11 722	5 143
NETHERLANDS	192 898	117 901	52 404	GIPRALTAR	1 305	135	59
ITALY	69 449	39 541	17 603	MALTA	40 004	5 925	2 699
UNITD KINGDOM	8 240	5 204	2 292	TURKEY	2 360	498	221
IRISH REP	9 209	6 972	3 113	USSR	2 500	612	292
DENMARK	89 809	60 194	26 615	POLAND	6 199	3 088	1 355
ICELAND	200	130	65	HUNGARY	4 000	309	126
NORWAY	2 668	960	433	ROMANIA	1 600	116	49
SWEDEN	3 928	2 206	1 005	BULGARIA	91 201	7 359	3 256
SWITZERLAND	1 882	3 955	1 745	CANARY IS	62 217	5 482	2 401
AUSTRIA	214	719	297	MOROCCO	53 832	10 975	5 106
SPAIN	1 479	809	348	CEUTA MEL	1 973	308	131
YUGOSLAVIA	42 029	17 005	7 535	ALGERIA	563 013	92 325	40 838
TURKEY	187	105	50	TUNISIA	7 635	1 612	738
POLAND	71 024	34 391	15 490	LIBYA	122 523	27 599	11 798
CZECHOSLOVA	3 646	2 601	1 135	EGYPT	103 634	22 142	10 124
HUNGARY	92 116	67 138	29 804	SUDAN	4 885	1 109	465
ROMANIA	79 809	30 549	13 587	MAURITANIA	67 810	8 516	3 823
KENYA	938	1 059	471	MALI	3 860	862	388
MADAGASCAR	1 277	835	396	UPPER VOLTA	700	112	52
REP S AFRICA	224	137	66	CAPE VERDE	11 610	2 711	1 250
BOTSWANA	290	631	270	SENEGAL	21 430	5 160	2 247
USA	79 587	26 602	11 811	GAMBIA	2 840	540	240
CANADA	513	165	74	GUIN BISSAU	520	87	37
COSTA RICA	798	462	202	SIERRA LEONE	10 668	2 255	1 058
BRAZIL	31 079	34 383	15 301	LIBERIA	4 129	830	357
PARAGUAY	458	374	170	IVORY COAST	5 413	993	443
ARGENTINA	40 328	38 524	17 468	GHANA	23 522	5 741	2 487
ISRAEL	32 290	22 206	9 866	TOGO	2 031	526	235
INDIA	335	986	412	NIGERIA	474 812	121 956	53 970
P REP CHINA	4 421	1 792	758	CAMEROON	951	204	90
AUSTRALIA	882	2 427	1 099	GABON	1 095	183	79
EXPORTS	260 374	172 932	76 573	ZAIRE	6 011	1 315	584
FRANCE	43 050	27 584	12 197	RWANDA	8 663	2 066	876
BELGIUM LUX	36 497	30 409	13 484	BURUNDI	4 358	960	453
NETHERLANDS	54 186	38 937	17 241	ANGOLA	16 797	2 843	1 343
ITALY	7 069	5 934	2 657	ETHIOPIA	31 340	7 023	3 324
UNITD KINGDOM	63 539	41 390	18 268	JIBUTI	3 907	703	319
DENMARK	2 670	1 683	742	SOMALIA	48 620	10 931	4 837
GREECE	6 215	2 935	1 285	KENYA	28 610	6 722	2 975
SWEDEN	699	452	198	UGANDA	35 898	8 245	3 597
FINLAND	45	102	45	TANZANIA	55 057	12 727	5 934
SWITZERLAND	4 007	2 691	1 198	MOZAMBIQUE	15 630	3 595	1 600
AUSTRIA	139	158	66	MADAGASCAR	1 560	322	145
SPAIN	1 440	572	253	MAURITIUS	500	109	48
YUGOSLAVIA	296	329	158	COMORCS	2 500	654	300
USSR	219	116	55	ZAMBIA	15 004	3 594	1 592
POLAND	5 396	3 360	1 466	ZIMBABWE	5 750	1 386	639
CZECHOSLOVA	1 289	754	353	MALAWI	3 110	700	324
BULGARIA	998	258	129	REP S AFRICA	5 618	1 575	683
CANARY IS	1 940	1 477	664	SWAZILAND	2 330	506	240
EGYPT	12 456	3 660	1 598	LESOTHO	1 450	343	155
SUDAN	528	102	45	BERMUDA	2 078	321	145
LIBERIA	75	72	31	BELIZE	891	170	75
NIGERIA	877	799	351	EL SALVADOR	297	116	54
CAMEROON	239	63	31	CUBA	60 000	14 071	6 304
ZAIRE	3 353	1 145	501	WEST INDIES	3 665	662	287
ETHIOPIA	424	229	100	REP HAITI	7 529	1 503	675
REP S AFRICA	262	131	54	BAHAMAS	21 332	3 839	1 700
USA	1 097	874	381	AM VIRGIN IS	18 934	3 009	1 328
GRENADA	270	84	37	DOMINICA	810	158	73
BRAZIL	49	263	115	JAMAICA	10 750	2 116	970
CYPRUS	1 013	271	119	ST LUCIA	5 807	1 124	474
LEBANON	3 884	1 296	610	TRINIDAD TOB	6 901	1 158	510
IRAQ	758	492	220	NETH ANTILL	2 983	380	168
SAUDI ARABIA	2 662	2 110	927	COLOMBIA	40 800	7 824	3 647
KUWAIT	1 031	819	377	VENEZUELA	108 235	39 872	17 737
ARAB EMIRAT	82	88	36	GUYANA	3 500	683	311
NORTH KOREA	94	80	37	ECUADOR	7 100	1 935	907
JAPAN	381	321	145	PERU	16 777	4 125	1 747
				BRAZIL	2 480	650	320
				CHILE	36 840	8 278	3 698
				BOLIVIA	2 682	606	275
				URUGUAY	2 000	380	176
				CYPRUS	2 871	505	227
				LEBANON	19 482	3 956	1 800
022 MILK AND CREAM				SYRIA	33 311	7 244	3 312
IMPORTS	3 105 612	522 752	228 768	IRAQ	1 148	270	114
FRANCE	846 069	110 543	48 968	IRAN	531	168	78
BELGIUM LUX	951 529	128 944	56 019	ISRAEL	2 240	506	220
NETHERLANDS	1 029 728	236 521	103 254	JORDAN	20 345	4 426	2 072
ITALY	10 287	4 709	2 078	SAUDI ARABIA	203 642	64 687	29 014
UNITD KINGDOM	41 118	16 519	7 303	KUWAIT	7 960	1 413	628
IRISH REP	28 484	8 814	3 868	BAHRAIN	9 257	1 600	725
DENMARK	76 618	13 838	6 002	QATAR	2 125	190	85
SWEDEN	686	354	174	ARAB EMIRAT	6 080	933	418
SWITZERLAND	915	464	205	OMAN	7 807	1 243	578
AUSTRIA	119 900	1 902	834	NORTH YEMEN	1 700	331	147
NEW ZEALAND	173	102	47	SOUTH YEMEN	7 820	1 742	777
				AFGHANISTAN	10 001	2 094	928
				PAKISTAN	83 293	17 561	8 124

## 6 IMPORTS AND EXPORTS (SPECIAL TRADE) BY GROUPS OF THE SITC-REV. II AND BY COUNTRIES OF PRODUCTION AND CONSUMPTION 1981

GROUP COUNTRY	DT = 100 KG	1 000 DM	1 000 \$	GROUP COUNTRY	DT = 100 KG	1 000 DM	1 000 \$
INDIA	478 283	103 079	46 766	SPAIN	149	137	63
BANGLADESH	47 000	9 700	4 534	TURKEY	1 276	835	378
SRI LANKA	1 750	345	152	POLAND	271	100	50
NEPAL	3 000	592	295	HUNGARY	3 060	1 203	536
THAILAND	18 700	3 976	1 590	BULGARIA	27 977	19 075	8 450
VIETNAM	2 500	550	261	USA	880	377	163
INDONESIA	22 555	4 535	2 061	CANADA	839	193	92
MALAYSIA	2 021	258	125	AUSTRALIA	2 257	1 369	612
SINGAPORE	830	137	67	NEW ZEALAND	45 701	21 936	9 882
PHILIPPINES	13 850	3 003	1 439	EXPORTS	2 476 652	1 437 559	636 962
JAPAN	33 757	7 742	3 309	FRANCE	118 753	78 146	34 991
TAIWAN	2 430	466	200	BELGIUM LUX	194 944	127 156	56 520
HONG KONG	778	160	69	NETHERLANDS	61 973	27 540	12 212
023 BUTTER				ITALY	1 231 245	763 712	337 980
IMPORTS	590 355	453 873	199 403	UNITD KINGDOM	163 017	101 925	45 259
FRANCE	18 550	15 945	6 898	IRISH REP	3 447	2 554	1 113
BELGIUM LUX	28 285	17 243	7 629	DENMARK	12 278	7 834	3 483
NETHERLANDS	443 582	340 056	149 206	GREECE	110 368	65 473	29 057
ITALY	2 160	1 668	688	NORWAY	615	601	275
UNITD KINGDOM	2 462	1 854	820	SWEDEN	15 722	8 015	3 505
IRISH REP	56 263	44 977	19 885	FINLAND	403	237	100
DENMARK	37 791	31 384	13 947	SWITZERLAND	7 691	5 144	2 291
SWEDEN	848	507	228	AUSTRIA	53 537	34 263	15 193
FINLAND	411	237	102	PORTUGAL	492	166	71
EXPORTS	2 516 280	1 505 205	677 178	SPAIN	16 493	9 360	4 141
FRANCE	188 409	112 801	51 788	ANDORRA	161	107	51
BELGIUM LUX	543 558	354 077	158 963	VATICAN CITY	876	407	181
NETHERLANDS	337 578	230 501	104 199	MALTA	5 440	2 543	1 120
ITALY	307 509	218 565	98 278	POLAND	211	161	63
UNITD KINGDOM	109 704	75 077	33 451	CZECHOSLOVA	5 714	2 348	1 006
IRISH REP	190	107	43	ROMANIA	9 625	3 316	1 364
DENMARK	150 271	100 976	44 553	CANARY IS	2 136	1 259	567
GREECE	7 159	6 386	2 765	CEUTA MEL	215	128	57
SWITZERLAND	48 153	24 332	10 824	ALGERIA	16 288	6 160	2 811
AUSTRIA	8 758	4 054	1 744	TUNISIA	784	273	115
MALTA	11 617	4 653	1 999	LIBYA	14 425	6 789	2 989
YUGOSLAVIA	8 640	4 582	1 928	EGYPT	2 851	1 585	615
TURKEY	4 207	3 044	1 397	LIBERIA	449	269	113
POLAND	198 473	65 551	30 851	TOGO	106	72	32
HUNGARY	77 890	36 257	16 674	REP S AFRICA	821	490	216
ROMANIA	68 537	47 039	20 668	USA	62 427	38 450	16 906
CANARY IS	498	252	111	CANADA	13 064	6 582	2 942
MOROCCO	17 000	5 389	2 209	MEXICO	39	66	31
ALGERIA	137 120	58 846	26 983	VENEZUELA	580	475	206
LIBYA	10 201	5 121	2 223	CHILE	9 895	3 811	1 653
EGYPT	1 790	1 415	612	URUGUAY	590	321	139
SUDAN	2 001	2 045	953	ARGENTINA	9 329	4 233	1 869
MAURITANIA	160	94	47	CYPRUS	5 599	2 029	909
UPPER VOLTA	2 500	1 561	728	LEBANON	9 341	4 131	1 840
CHAD	2 000	1 890	837	SYRIA	4 704	2 538	1 171
NIGERIA	4 701	3 020	1 347	IRAQ	5 221	2 320	1 049
CAMEROON	2 000	1 966	873	IRAN	189 181	63 266	27 972
ETHIOPIA	2 574	1 997	909	JORDAN	2 831	1 340	609
SOMALIA	2 000	1 840	873	SAUDI ARABIA	7 718	4 654	2 080
UGANDA	4 700	3 871	1 797	KUWAIT	30 043	13 720	6 083
TANZANIA	200	95	44	BAHRAIN	3 289	1 717	769
MOZAMBIQUE	801	433	215	QATAR	4 085	2 040	902
LESOTHO	1 569	1 238	561	ARAB EMIRAT	7 137	3 569	1 605
USA	221	173	77	OMAN	1 491	749	334
CUBA	10 501	5 021	2 229	NORTH YEMEN	154	89	38
BAHAMAS	1 385	741	303	JAPAN	45 158	14 766	6 462
JAMAICA	2 000	1 070	499	AUSTRALIA	11 943	7 728	3 411
COLOMBIA	171	90	38	NEW ZEALAND	498	428	187
PERU	3 000	1 494	693	UNITD COUNTR	168	98	43
CHILE	9 356	4 642	2 060	025 EGGS, BIRDS, FRESH, PRSRVD			
BOLIVIA	1 830	1 043	520	IMPORTS	3 204 540	879 108	392 590
CYPRUS	2 168	1 075	467	FRANCE	82 562	23 058	10 428
LEBANON	3 085	1 886	817	BELGIUM LUX	396 199	107 466	48 147
SYRIA	2 930	2 275	1 008	NETHERLANDS	2 664 055	726 844	324 269
IRAQ	147	81	37	ITALY	2 075	739	340
IRAN	171 914	72 303	32 097	UNITD KINGDOM	30 096	8 818	3 992
JORDAN	3 195	1 928	841	DENMARK	4 501	2 105	954
SAUDI ARABIA	304	174	74	SWEDEN	1 385	564	251
KUWAIT	758	642	266	FINLAND	2 065	451	207
NORTH YEMEN	4 233	2 444	1 081	CZECHOSLOVA	2 718	412	184
SOUTH YEMEN	200	150	66	USA	15 844	3 692	1 631
PAKISTAN	2 500	2 059	896	CANADA	2 433	4 480	1 970
INDIA	32 773	26 083	11 331	TAIWAN	350	259	117
NEPAL	470	368	163	EXPORTS	255 080	73 454	32 812
JAPAN	371	203	88	FRANCE	8 490	2 375	1 042
024 CHEESE AND CURD				BELGIUM LUX	3 657	1 398	619
IMPORTS	2 524 532	1 778 651	790 068	NETHERLANDS	49 752	13 655	5 998
FRANCE	696 686	602 337	267 844	ITALY	33 380	9 267	4 114
BELGIUM LUX	18 135	14 093	6 326	UNITD KINGDOM	3 817	4 485	1 986
NETHERLANDS	1 218 916	726 637	322 426	DENMARK	16 044	5 028	2 192
ITALY	47 392	44 693	19 849	SWITZERLAND	62 520	14 932	6 715
UNITD KINGDOM	7 382	5 399	2 382	AUSTRIA	26 184	8 090	3 668
IRISH REP	17 078	9 670	4 163	SPAIN	4 593	1 210	549
DENMARK	320 465	220 268	97 845	YUGOSLAVIA	61	190	83
GREECE	3 035	2 510	1 090	ALGERIA	1 302	283	118
ICELAND	1 167	352	164	EGYPT	219	141	63
NORWAY	7 304	3 848	1 706	NIGERIA	100	85	38
SWEDEN	328	157	69	ANGOLA	396	513	217
FINLAND	126	74	31	CHILE	131	120	53
SWITZERLAND	92 657	97 110	43 160	IRAQ	200	363	156
AUSTRIA	11 326	6 199	2 750	IRAN	27 099	6 633	2 986
				ISRAEL	14 030	3 659	1 767



## 6 IMPORTS AND EXPORTS (SPECIAL TRADE) BY GROUPS OF THE SITC-REV. II AND BY COUNTRIES OF PRODUCTION AND CONSUMPTION 1981

GROUP COUNTRY	DT = 100 KG	1 000 DM	1 000 \$	GROUP COUNTRY	DT = 100 KG	1 000 DM	1 000 \$
KUWAIT	188	142	66	UNITD KINGDOM	3 350	883	398
ARAB EMIRAT	1 905	448	190	IRISH REP	22 170	5 680	2 546
NORTH YEMEN	422	97	46	DENMARK	19 087	27 583	12 347
JAPAN	480	170	76	GREECE	301	142	64
034 FISH FRESH, CHILLED, FROZEN				ICELAND	11 783	5 435	2 452
IMPORTS	2 696 296	849 792	378 673	FAROE IS	22 036	9 710	4 396
FRANCE	184 957	57 181	25 621	NORWAY	18 497	12 872	5 711
BELGIUM LUX	37 848	12 666	5 632	SWEDEN	87	239	107
NETHERLANDS	212 993	57 904	25 932	SPAIN	2 830	1 983	879
ITALY	35 978	12 528	5 618	REP S AFRICA	51	137	61
UNITD KINGDOM	64 820	13 537	6 019	USA	1 619	964	466
IRISH REP	55 357	8 658	3 924	CANADA	4 213	1 881	852
DENMARK	1 031 655	327 943	145 744	ARGENTINA	1 001	229	109
GREECE	1 500	2 569	1 237	JAPAN	42	149	68
ICELAND	162 390	35 289	15 736	HONG KONG	11	83	37
FAROE IS	124 896	41 834	18 584	EXPORTS	21 046	13 601	6 044
NORWAY	176 084	69 271	30 897	FRANCE	663	876	389
SWEDEN	50 882	14 124	6 178	BELGIUM LUX	1 102	1 041	464
FINLAND	833	269	113	NETHERLANDS	546	195	86
SWITZERLAND	337	229	96	ITALY	1 590	1 218	526
AUSTRIA	1 115	1 033	456	SWITZERLAND	807	2 071	920
PORTUGAL	434	135	61	AUSTRIA	1 632	1 248	563
YUGOSLAVIA	11 589	4 440	2 001	SPAIN	534	363	161
TURKEY	2 013	1 194	533	CZECHOSLOVA	606	163	77
USSR	1 399	566	235	UPPER VOLTA	2 810	1 290	588
POLAND	54 966	16 913	7 515	SENEGAL	550	249	115
CZECHOSLOVA	11 233	4 430	2 022	LIBERIA	886	421	188
HUNGARY	13 337	5 819	2 602	CONGO	1 502	702	333
ROMANIA	1 221	1 265	562	BURUNDI	1 400	643	281
BULGARIA	865	315	142	ANGOLA	800	381	150
MOROCCO	371	385	176	TANZANIA	350	162	66
EGYPT	64	96	43	MOZAMBIQUE	1 060	493	205
SENEGAL	2 134	1 745	781	MALAWI	174	80	36
NIGERIA	12	238	110	BRAZIL	3 129	1 450	639
ZAIRE		72	33	BHUTAN	700	324	144
KENYA	11	116	51	036 SHELL FISH FRESH, FROZEN			
REUNION	248	113	53	IMPORTS	169 310	102 296	45 616
ZAMBIA	3	79	34	FRANCE	10 250	12 184	5 470
MALAWI	13	326	149	BELGIUM LUX	468	664	289
REP S AFRICA	7 770	3 424	1 587	NETHERLANDS	27 085	12 320	5 531
USA	70 323	24 941	11 174	ITALY	12 461	6 063	2 713
CANADA	246 330	68 236	30 269	UNITD KINGDOM	2 347	4 604	2 054
TRINIDAD TOB	4	76	33	IRISH REP	448	1 089	472
NETH ANTILL	4	108	48	DENMARK	38 017	8 767	3 949
COLOMBIA	32	658	297	GREECE	327	437	200
PERU	41 254	6 897	3 083	ICELAND	79	172	75
BRAZIL	85	2 125	959	FAROE IS	351	145	66
CHILE	627	183	88	NORWAY	2 304	947	436
URUGUAY	5 427	1 988	875	PORTUGAL	1 167	591	258
ARGENTINA	50 685	13 001	5 871	SPAIN	11 887	2 592	1 168
IRAN	635	714	319	YUGOSLAVIA	385	118	52
ISRAEL	404	636	278	TURKEY	2 009	2 067	893
PAKISTAN	648	474	208	POLAND	20 469	2 825	1 297
SRI LANKA	65	760	339	CZECHOSLOVA	626	232	101
THAILAND	778	2 024	901	HUNGARY	700	277	120
INDONESIA	73	1 160	524	ROMANIA	963	895	381
SINGAPORE	824	10 185	4 555	TUNISIA	417	363	158
PHILIPPINES	57	931	411	SENEGAL	1 207	1 729	769
P REP CHINA	234	126	55	CAMEROON	123	194	85
SOUTH KOREA	586	313	143	GABON	106	195	80
JAPAN	23 128	12 823	5 731	REP S AFRICA	73	217	97
TAIWAN	607	407	190	USA	6 731	3 633	1 612
HONG KONG	110	1 560	699	CANADA	4 452	5 227	2 330
AUSTRALIA	955	941	425	CUBA	166	389	174
NEW ZEALAND	2 843	1 252	557	CHILE	68	143	64
EXPORTS	793 519	258 589	115 191	ARGENTINA	222	154	73
FRANCE	225 362	82 489	36 861	IRAN	191	193	91
BELGIUM LUX	68 100	29 478	13 088	INDIA	1 358	2 104	909
NETHERLANDS	43 594	19 535	8 652	BANGLADESH	1 923	3 685	1 645
ITALY	40 519	27 470	12 252	BURMA	36	87	36
UNITD KINGDOM	56 417	23 485	10 331	THAILAND	10 645	10 931	4 822
IRISH REP	517	125	57	INDONESIA	505	914	418
DENMARK	64 157	11 305	5 069	MALAYSIA	173	156	72
GREECE	4 145	1 308	591	SINGAPORE	301	283	123
SWEDEN	2 655	1 131	513	P REP CHINA	6 638	12 760	5 652
FINLAND	2 342	684	297	SOUTH KOREA	130	185	81
SWITZERLAND	9 033	7 012	3 114	JAPAN	154	310	142
AUSTRIA	27 662	15 624	6 972	TAIWAN	546	682	305
SPAIN	1 683	537	245	NEW ZEALAND	339	216	104
YUGOSLAVIA	19 531	2 630	1 165	EXPORTS	159 555	43 189	19 212
POLAND	23 432	3 637	1 697	FRANCE	35 023	7 125	3 155
CZECHOSLOVA	165 286	22 212	9 885	BELGIUM LUX	2 372	1 221	533
HUNGARY	6 273	1 045	454	NETHERLANDS	82 997	23 984	10 658
EGYPT	334	120	54	ITALY	25 942	7 444	3 352
REP S AFRICA	658	156	69	UNITD KINGDOM	843	632	288
USA	7 322	2 462	1 070	DENMARK	8 976	804	354
CYPRUS	4 737	719	321	SWEDEN	83	81	32
ISRAEL	15 325	2 880	1 286	SWITZERLAND	276	382	167
JAPAN	2 060	1 455	659	AUSTRIA	518	675	307
AUSTRALIA	1 898	786	362	EGYPT	21	92	41
035 FISH SALTED, DRIED, SMOKED				USA	2 000	505	213
IMPORTS	281 003	129 757	58 113	037 FISH ETC PREPD PRSVD NES			
FRANCE	606	769	349	IMPORTS	561 336	369 451	164 401
BELGIUM LUX	1 047	857	385	FRANCE	13 951	13 283	5 983
NETHERLANDS	170 905	58 949	26 360				
ITALY	1 132	869	378				

## 6 IMPORTS AND EXPORTS (SPECIAL TRADE) BY GROUPS OF THE SITC-REV. II AND BY COUNTRIES OF PRODUCTION AND CONSUMPTION 1981

GROUP COUNTRY	DT = 100 KG	1 000 DM	1 000 \$	GROUP COUNTRY	DT = 100 KG	1 000 DM	1 000 \$
BELGIUM LUX	3 155	3 364	1 510	EXPORTS	4 956 182	224 332	98 905
NETHERLANDS	76 407	44 140	19 655	FRANCE	77 686	5 339	2 415
ITALY	13 287	9 267	4 135	BELGIUM LUX	78 553	4 434	1 979
UNTD KINGDOM	4 674	4 616	2 038	NETHERLANDS	635 890	32 561	14 457
IRISH REP	8 955	3 214	1 436	ITALY	168 800	9 465	4 297
DENMARK	123 189	71 380	31 826	UNTD KINGDOM	25 586	1 338	579
GREECE	2 317	1 921	862	IRISH REP	13 030	662	281
ICELAND	6 451	8 695	3 845	DENMARK	249 897	12 508	5 559
NORWAY	18 109	13 079	5 821	SWEDEN	45 947	1 749	777
SWEDEN	6 250	2 613	1 173	FINLAND	304 264	11 563	4 963
FINLAND	1 283	332	150	SWITZERLAND	123 536	5 494	2 341
PORTUGAL	55 694	34 942	15 608	AUSTRIA	1 546	136	61
SPAIN	15 948	12 422	5 516	USSR	1 992	183	81
YUGOSLAVIA	2 200	686	302	POLAND	793 014	30 253	13 804
TURKEY	133	269	122	MOROCCO	58 985	2 664	1 183
USSR	3 015	11 125	4 957	MAURITANIA	129 217	6 996	2 942
POLAND	2 004	393	177	CHAD	28 387	1 458	655
ROMANIA	3	88	40	SENEGAL	165 779	8 122	3 400
MOROCCO	17 238	9 374	4 184	GHANA	29 200	1 391	556
SENEGAL	10 873	8 489	3 693	ETHIOPIA	99 940	5 383	2 433
IVORY COAST	1 157	990	456	NICARAGUA	30 000	1 184	503
GHANA	2 411	2 085	911	SYRIA	10 000	501	234
MAURITIUS	1 648	644	277	PAKISTAN	119 993	6 098	2 631
USA	1 687	2 488	1 119	BANGLADESH	249 380	12 644	5 238
CANADA	24 743	10 416	4 577	SRI LANKA	39 000	1 899	799
PERU	485	243	110	P REP CHINA	1 476 208	60 256	26 713
CHILE	2 629	5 265	2 344				
IRAN	184	4 352	1 935				
ISRAEL	103	86	41	042 RICE			
PAKISTAN	564	485	214	IMPORTS	1 840 108	242 026	107 801
THAILAND	19 340	12 102	5 294	FRANCE	9 541	1 265	595
MALAYSIA	11 101	9 003	4 012	BELGIUM LUX	255 070	55 949	24 885
PHILIPPINES	28 172	19 594	8 700	NETHERLANDS	17 314	2 311	1 034
P REP CHINA	168	613	263	ITALY	391 707	46 378	20 710
SOUTH KOREA	4 303	2 924	1 316	UNTD KINGDOM	304	86	37
JAPAN	3 380	2 831	1 287	SPAIN	1 520	233	101
TAIWAN	74 775	41 000	18 230	USA	617 256	74 159	33 450
HONG KONG	119	100	45	SURINAM	188 591	20 304	9 170
AUSTRALIA	172	463	205	URUGUAY	102 192	12 109	5 235
EXPORTS	244 051	176 443	78 306	ARGENTINA	194 752	22 788	9 669
FRANCE	46 102	31 286	13 986	ARAB EMIRAT	443	104	44
BELGIUM LUX	32 362	28 950	12 780	INDIA	24 591	2 802	1 251
NETHERLANDS	34 871	28 907	12 714	BURMA	9 910	471	223
ITALY	44 120	26 873	12 013	THAILAND	22 353	2 576	1 182
UNTD KINGDOM	1 997	1 970	861	P REP CHINA	357	68	32
IRISH REP	160	87	37	AUSTRALIA	3 478	289	124
DENMARK	4 802	3 883	1 689	EXPORTS	312 819	48 343	21 540
GREECE	680	915	404	FRANCE	37 121	6 092	2 729
SWEDEN	1 589	883	381	BELGIUM LUX	17 508	3 474	1 543
FINLAND	469	347	157	NETHERLANDS	69 166	9 316	4 125
SWITZERLAND	4 578	4 755	2 110	ITALY	690	111	48
AUSTRIA	38 898	22 509	10 045	UNTD KINGDOM	24 160	4 297	1 904
PORTUGAL	32	74	33	IRISH REP	400	62	30
SPAIN	3 586	2 810	1 247	DENMARK	72 691	12 306	5 487
POLAND	309	139	59	NORWAY	4 561	692	312
CZECHOSLOVA	9 646	6 221	2 791	SWEDEN	2 716	458	205
HUNGARY	1 145	1 015	449	FINLAND	2 280	314	142
ROMANIA	2	94	40	AUSTRIA	13 125	2 029	911
CANARY IS	183	147	66	MALTA	695	135	60
SUDAN	2 508	1 133	470	POLAND	2 838	532	233
LIBERIA	303	133	57	CZECHOSLOVA	22 366	2 750	1 218
NIGERIA	207	191	84	CHAD	4 500	378	188
CAMEROON	927	393	167	CAPE VERDE	10 200	1 591	684
JIBUTI	812	357	158	GAMBIA	4 296	558	232
MOZAMBIQUE	1 080	481	225	GHANA	1 988	347	154
REP S AFRICA	815	546	241	NIGERIA	1 250	310	145
LESOTHO	1 400	535	239	ETHIOPIA	3 450	463	208
USA	2 083	1 779	801	JIBUTI	5 000	565	281
CANADA	1 815	1 108	493	UGANDA	1 825	289	123
MEXICO	113	142	65	NICARAGUA	6 897	667	300
COLOMBIA	138	141	65	LEBANON	607	115	51
VENEZUELA	212	353	157	SAUDI ARABIA	714	142	66
BAZIL	13	651	298	KUWAIT	913	168	76
PARAGUAY	79	138	61				
URUGUAY	68	88	37	043 BARLEY UNMILLED			
ARGENTINA	326	475	214	IMPORTS	10 390 420	513 458	231 226
LEBANON	58	292	136	FRANCE	4 240 793	206 159	92 748
ISRAEL	230	90	42	BELGIUM LUX	109 342	5 021	2 273
SAUDI ARABIA	241	178	73	NETHERLANDS	431 455	21 505	9 655
KUWAIT	32	72	30	UNTD KINGDOM	3 002 558	158 438	71 796
QATAR	133	72	36	DENMARK	2 258 637	110 490	49 573
THAILAND	3	114	51	SWEDEN	3 083	207	96
SINGAPORE	50	957	415	AUSTRIA	10 034	372	164
JAPAN	159	370	161	CZECHOSLOVA	1 360	89	42
HONG KONG	44	262	118	USA	332 571	11 135	4 862
AUSTRALIA	3 692	2 766	1 220	EXPORTS	5 802 356	238 077	104 011
NEW ZEALAND	169	92	39	FRANCE	32 796	1 680	762
041 WHEAT ETC UNMILLED				BELGIUM LUX	574 128	26 173	10 898
IMPORTS	13 829 039	677 470	300 519	NETHERLANDS	454 119	20 385	8 713
FRANCE	6 822 972	339 346	151 474	ITALY	2 550	281	125
BELGIUM LUX	511 443	24 272	10 933	DENMARK	809 627	35 044	14 375
NETHERLANDS	2 310 793	112 677	49 402	GREECE	10 563	1 259	552
UNTD KINGDOM	1 109 182	54 450	24 176	ICELAND	2 000	77	38
DENMARK	354 303	17 515	7 741	SWEDEN	221 749	7 825	3 581
USA	2 444 600	113 654	49 886	FINLAND	60 144	1 808	811
CANADA	268 778	15 060	6 680	SWITZERLAND	54 561	2 303	1 036
PANAMA	3 000	136	60				
AUSTRALIA	3 408	313	146				

## 6 IMPORTS AND EXPORTS (SPECIAL TRADE) BY GROUPS OF THE SITC-REV. II AND BY COUNTRIES OF PRODUCTION AND CONSUMPTION 1981

GROUP COUNTRY	DT = 100 KG	1 000 DM	1 000 \$	GROUP COUNTRY	DT = 100 KG	1 000 DM	1 000 \$
AUSTRIA	8 826	681	293	UNITD KINGDOM	1 965	195	85
USSR	113 617	4 231	1 851	DENMARK	1 213	84	35
CZECHOSLOVA	200 638	6 972	3 229	SWITZERLAND	2 220	223	94
HUNGARY	203 018	7 173	3 356	TURKEY	681	76	32
IRAN	225 421	8 808	3 707	USA	1 998	244	108
JORDAN	235 354	8 805	4 034	EXPORTS	6 939 548	448 526	200 809
SAUDI ARABIA	2 508 650	100 828	45 111	FRANCE	235 579	22 212	9 880
ARAB EMIRAT	83 527	3 642	1 493	BELGIUM LUX	701	86	36
044 MAIZE UNMILLED				NETHERLANDS	181 415	14 029	6 206
IMPORTS	21 298 229	887 246	394 278	ITALY	417	95	40
FRANCE	3 400 578	228 978	102 952	DENMARK	28 928	2 003	883
BELGIUM LUX	5 000	271	123	SWITZERLAND	4 327	387	174
NETHERLANDS	15 393	938	420	AUSTRIA	3 676	541	241
ITALY	24 324	994	447	USSR	2 301 692	178 910	81 253
SWITZERLAND	200	70	35	POLAND	619 295	36 520	17 375
AUSTRIA	6 763	1 625	772	LIBYA	367 656	23 222	9 912
YUGOSLAVIA	41 671	9 207	4 314	SUDAN	4 998	321	145
HUNGARY	75 126	10 835	5 039	NIGER	19 948	1 015	406
ROMANIA	22 367	2 443	1 136	GAMBIA	13 022	712	321
REP S AFRICA	276 732	11 088	4 880	GUIN BISSAU	7 300	391	160
USA	17 109 058	606 885	268 091	REP GUINEA	51 695	2 901	1 270
CANADA	3 413	826	390	SIERRA LEONE	57 124	2 996	1 322
ARGENTINA	316 947	12 931	5 606	NIGERIA	522 404	28 661	12 542
EXPORTS	1 625 029	90 062	39 669	RWANDA	3 984	237	100
FRANCE	82 038	4 617	2 066	BURUNDI	3 466	168	72
BELGIUM LUX	9 399	1 077	483	ETHIOPIA	13 245	856	426
NETHERLANDS	68 574	3 858	1 681	SOMALIA	152 496	8 590	3 829
ITALY	393	175	83	TANZANIA	111 895	6 357	2 817
UNITD KINGDOM	26 230	1 653	663	MADAGASCAR	162 137	9 811	4 353
IRISH REP	262	128	59	MALAWI	53 567	2 941	1 286
DENMARK	1 243 202	64 910	28 551	REP HAITI	23 945	1 527	696
SWEDEN	12 908	632	265	JAMAICA	256 042	14 271	6 338
AUSTRIA	10 757	571	243	CHILE	34 455	1 702	763
YUGOSLAVIA	645	522	247	LEBANON	24 944	1 629	725
USSR	1 638	367	151	IRAQ	237 295	10 602	4 723
POLAND	150	188	90	IRAN	1 052	92	40
CZECHOSLOVA	119	99	46	ISRAEL	45 115	2 615	1 169
HUNGARY	316	259	123	SAUDI ARABIA	187 381	8 973	3 940
BULGARIA	783	1 643	761	KUWAIT	270	69	32
MALI	61 195	3 629	1 617	NORTH YEMEN	835 282	41 850	18 392
UPPER VOLTA	9 854	508	225	SOUTH YEMEN	159 984	8 339	3 525
GHANA	30 564	1 574	697	MALDIVES	11 959	529	238
UGANDA	5 080	317	134	VIETNAM	199 478	12 167	5 387
TANZANIA	60 407	3 183	1 417	047 OTHER CEREAL MEALS, FLOUR			
CHILE	196	80	33	IMPORTS	106 225	7 614	3 392
045 CEREALS NES UNMILLED				FRANCE	20 844	1 317	587
IMPORTS	1 678 953	92 477	41 145	BELGIUM LUX	1 045	115	48
FRANCE	377 733	18 913	8 550	NETHERLANDS	69 682	4 376	1 954
BELGIUM LUX	36 696	1 678	748	ITALY	800	82	36
NETHERLANDS	114 437	6 240	2 804	DENMARK	2 546	154	75
ITALY	7 969	2 262	1 017	USA	8 481	1 206	535
UNITD KINGDOM	1 111	1 016	454	ARGENTINA	1 050	80	34
DENMARK	81 075	3 882	1 625	EXPORTS	1 404 705	82 238	36 360
GREECE	1 678	195	90	048 CEREAL ETC PREPARATIONS			
NORWAY	36 723	1 323	594	IMPORTS	4 470 159	817 088	362 523
SWEDEN	216 572	9 859	4 383	FRANCE	1 659 715	216 535	96 256
USSR	1 040	62	30	BELGIUM LUX	527 941	116 065	51 199
POLAND	7 815	751	340	NETHERLANDS	738 504	179 891	79 852
HUNGARY	27 320	2 186	991	ITALY	589 361	108 351	48 296
MOROCCO	12 955	1 426	636	UNITD KINGDOM	355 436	48 886	21 458
SUDAN	29 724	2 227	985	IRISH REP	207	87	37
REP S AFRICA	3 413	286	131	DENMARK	115 932	45 078	19 973
USA	293 486	14 463	6 533	GREECE	10 775	1 610	721
CANADA	132 130	6 840	2 968	NORWAY	2 596	1 035	459
BRAZIL	29 176	1 918	839	SWEDEN	72 607	21 245	9 478
ARGENTINA	188 465	11 815	5 149	FINLAND	20 036	4 800	2 113
P REP CHINA	5 717	1 054	460	SWITZERLAND	76 058	22 006	9 679
HONG KONG	307	125	56	AUSTRIA	76 464	31 217	13 780
AUSTRALIA	71 450	3 815	1 700	SPAIN	1 299	456	202
EXPORTS	2 521 169	94 706	40 399	TURKEY	14 432	1 636	728
FRANCE	7 806	543	243	POLAND	19 203	2 538	1 127
BELGIUM LUX	8 391	477	216	CZECHOSLOVA	173 015	8 273	3 818
NETHERLANDS	83 004	4 031	1 750	HUNGARY	669	82	36
ITALY	8 871	507	225	USA	6 724	3 181	1 467
UNITD KINGDOM	52 027	2 657	1 182	CANADA	1 283	501	225
IRISH REP	34 192	1 787	797	ISRAEL	2 774	778	350
DENMARK	168 850	8 963	4 012	THAILAND	375	124	56
NORWAY	44 654	1 999	883	INDONESIA	70	70	31
SWEDEN	42 741	2 081	956	P REP CHINA	1 421	473	211
FINLAND	20 938	891	396	SOUTH KOREA	569	365	163
SWITZERLAND	185 460	7 891	3 321	JAPAN	1 241	1 136	509
AUSTRIA	3 445	332	152	TAIWAN	586	297	136
USSR	6 214	577	257	HONG KONG	390	184	79
POLAND	1 849 790	61 392	25 734	EXPORTS	3 742 220	706 573	313 536
CZECHOSLOVA	3 307	433	208	FRANCE	379 248	94 361	41 829
046 WHEAT ETC MEAL OR FLOUR				BELGIUM LUX	247 833	50 588	22 557
IMPORTS	661 065	53 908	23 899	NETHERLANDS	357 563	74 203	32 880
FRANCE	413 627	35 569	15 785	ITALY	270 220	87 341	38 910
BELGIUM LUX	140 052	8 913	3 968	UNITD KINGDOM	105 117	49 307	21 839
NETHERLANDS	6 971	557	241	IRISH REP	23 174	7 521	3 318
ITALY	51 517	7 988	3 522	DENMARK	106 085	22 354	9 899
				GREECE	74 725	12 000	5 308

## 6 IMPORTS AND EXPORTS (SPECIAL TRADE) BY GROUPS OF THE SITC-REV. II AND BY COUNTRIES OF PRODUCTION AND CONSUMPTION 1981

GROUP COUNTRY	DT = 100 KG	1 000 DM	1 000 \$	GROUP COUNTRY	DT = 100 KG	1 000 DM	1 000 \$
ICELAND	8 919	954	429	ALGERIA	61	86	38
NORWAY	87 624	7 775	3 596	TUNISIA	781	236	106
SWEDEN	92 638	24 228	10 783	EGYPT	91 671	9 088	3 950
FINLAND	3 376	1 800	798	SUDAN	32 422	8 551	3 728
SWITZERLAND	363 732	43 289	19 197	MALI	709	227	108
AUSTRIA	168 178	57 392	25 363	SENEGAL	1 568	591	276
PORTUGAL	4 825	1 526	667	RWANDA	415	130	61
SPAIN	15 784	2 482	1 102	ETHIOPIA	45 065	6 970	3 156
MALTA	2 932	1 469	658	KENYA	4 153	1 538	706
YUGOSLAVIA	3 212	1 204	541	TANZANIA	3 751	691	308
USSR	96 701	7 131	3 251	ZIMBABWE	293	118	54
POLAND	204 299	17 673	7 824	REP S AFRICA	14 444	5 704	2 548
CZECHOSLOVA	3 286	1 512	671	USA	128 368	31 671	14 529
HUNGARY	26 221	1 564	737	CANADA	124 429	19 948	9 022
BULGARIA	1 660	1 325	577	MEXICO	2 269	1 178	544
CANARY IS	39 751	3 973	1 714	CUBA	20 703	2 044	936
ALGERIA	11 949	4 501	2 018	GUADELOUPE	1 413	492	233
TUNISIA	250	79	34	MARTINIQUE	751	262	124
LIBYA	3 832	4 316	1 910	BRAZIL	388	139	66
EGYPT	1 707	1 238	513	CHILE	32 937	4 741	2 092
SUDAN	1 005	358	161	ARGENTINA	12 250	1 439	637
SENEGAL	1 063	87	39	CYPRUS	62 047	3 045	1 348
SIERRA LEONE	6 701	553	242	ISRAEL	248 113	29 939	13 601
LIBERIA	5 051	482	214	AFGHANISTAN	165	69	30
IVORY COAST	2 194	226	108	PAKISTAN	174	81	36
GHANA	28 450	2 347	1 062	INDIA	36 175	6 062	2 641
NIGERIA	124 367	8 918	3 937	THAILAND	14 561 422	467 529	208 714
CAMEROON	43 164	2 730	1 190	INDONESIA	789 326	26 238	11 798
ANGOLA	980	560	244	P REP CHINA	1 225 322	69 588	31 116
JIBUTI	451	113	47	JAPAN	263	150	61
SOMALIA	844	257	119	TAIWAN	50 097	20 663	9 192
UGANDA	4 486	757	329	HONG KONG	3 784	1 095	482
TANZANIA	4 406	451	200	AUSTRALIA	63 981	6 800	3 024
REP S AFRICA	26 325	3 056	1 348	NEW ZEALAND	9 619	1 999	855
LESOTHO	3 040	489	217	EXPORTS	3 325 621	425 620	193 342
USA	32 434	16 187	7 066	FRANCE	97 492	21 953	9 975
CANADA	7 517	3 734	1 656	BELGIUM LUX	119 226	28 212	12 857
GUATEMALA	1 872	219	93	NETHERLANDS	1 650 730	38 707	17 077
NICARAGUA	8 322	768	347	ITALY	292 494	20 522	9 397
COSTA RICA	756	70	31	UNTD KINGDOM	123 050	24 606	11 061
PANAMA	20 250	1 850	826	IRISH REP	18 163	2 431	1 127
REP HAITI	9 554	1 218	567	DENMARK	556 615	31 211	14 044
DOMINIC REP	4 000	381	164	GREECE	9 906	2 327	1 092
JAMAICA	2 500	299	142	ICELAND	7 221	401	180
BARBADOS	689	94	43	NORWAY	3 489	2 239	1 020
TRINIDAD TOB	5 633	492	221	SWEDEN	72 602	8 673	3 936
NETH ANTILL	1 822	121	55	FINLAND	15 819	4 534	2 089
VENEZUELA	151 974	12 211	5 395	SWITZERLAND	36 174	12 702	5 813
SURINAM	4 500	340	145	AUSTRIA	87 757	22 525	10 324
PERU	1 013	223	97	PORTUGAL	20 060	1 854	858
BRAZIL	5 007	374	175	SPAIN	3 944	2 314	1 023
CHILE	687	637	271	MALTA	62	124	54
ARGENTINA	3 026	2 284	1 007	YUGOSLAVIA	2 058	906	407
CYPRUS	2 604	1 679	753	TURKEY	501	481	227
LEBANON	1 560	922	401	USSR	13 654	30 726	14 244
IRAQ	393	187	78	POLAND	6 169	639	279
IRAN	2 113	1 787	796	CZECHOSLOVA	13 148	3 753	1 629
ISRAEL	16 086	1 350	626	HUNGARY	2 021	232	108
JORDAN	2 336	1 131	495	BULGARIA	2 026	302	128
SAUDI ARABIA	11 682	6 372	2 800	ALBANIA	1 180	322	142
KUWAIT	5 897	4 088	1 823	CANARY IS	323	1 118	515
BAHRAIN	1 066	706	306	MOROCCO	3 343	200	88
QATAR	452	278	124	ALGERIA	15 193	1 251	514
ARAB EMIRAT	4 642	3 134	1 392	TUNISIA	406	933	412
OMAN	1 401	1 032	454	EGYPT	10 940	359	168
NORTH YEMEN	270	138	60	UPPER VOLTA	323	843	413
THAILAND	64 520	7 462	3 265	NIGER	48	115	51
MALAYSIA	3 840	1 622	739	SENEGAL	62	142	65
SINGAPORE	606	392	170	IVORY COAST	124	134	63
JAPAN	380 660	22 493	10 020	TOGO	129	409	183
TAIWAN	391	216	92	BENIN	360	963	417
HONG KONG	13 049	1 427	636	NIGERIA	1 987	6 954	3 065
AUSTRALIA	6 819	3 213	1 419	CAMEROON	915	1 754	795
054 VEG ETC FRSH, SMPLY PFSVD				GABON	538	2 418	1 083
IMPORTS	49 846 647	4 021 222	1 792 507	CONGO	190	474	213
FRANCE	3 681 193	320 967	146 837	ZAIRE	159	642	283
BELGIUM LUX	1 635 864	188 811	84 223	ETHIOPIA	35	78	32
NETHERLANDS	15 899 679	1 634 410	722 044	KENYA	904	2 647	1 190
ITALY	5 396 539	449 852	197 324	UGANDA	112	194	83
UNTD KINGDOM	343 151	47 464	21 903	TANZANIA	382	584	243
IRISH REP	665	549	242	SEYCHELLES	109	90	43
DENMARK	266 817	11 173	4 993	MADAGASCAR	28	134	55
GREECE	636 305	77 643	35 253	MAURITIUS	61	78	35
SWEDEN	28 684	4 072	1 723	ZAMBIA	30	114	51
FINLAND	955	1 224	542	ZIMBABWE	487	778	351
SWITZERLAND	3 826	836	370	MALAWI	74	99	40
AUSTRIA	153 485	17 150	7 592	REP S AFRICA	3 986	4 733	2 189
PORTUGAL	24 243	2 775	1 233	USA	52 340	56 757	26 037
SPAIN	2 030 581	183 364	82 581	CANADA	2 268	3 416	1 572
MALTA	555	311	137	MEXICO	701	571	277
YUGOSLAVIA	121 769	46 172	20 850	NICARAGUA	47	85	39
TURKEY	113 547	18 971	8 519	COSTA RICA	182	607	279
USSR	3 611	5 073	2 311	PANAMA	291	681	309
POLAND	180 875	48 400	21 257	CUBA	1 080	1 860	807
CZECHOSLOVA	134 908	25 276	11 486	TRINIDAD TOB	94	199	90
HUNGARY	636 674	44 102	19 548	VENEZUELA	4 602	7 433	3 387
ROMANIA	151 129	13 992	6 230	GUYANA	178	634	285
BULGARIA	85 343	8 536	3 733	ECUADOR	100	712	332
ALBANIA	40 769	4 650	2 018	PERU	454	556	256
CANARY IS	414 412	90 961	42 671	BRAZIL	28 156	9 397	4 245
MOROCCO	289 855	44 972	20 567	BOLIVIA	729	979	443
				PARAGUAY	217	262	124

6 IMPORTS AND EXPORTS (SPECIAL TRADE) PY GROUPS OF THE SITC-REV. II AND BY COUNTRIES OF PRODUCTION AND CONSUMPTION 1981

GROUP COUNTRY	DT = 100 KG	1 000 DM	1 000 \$	GROUP COUNTRY	DT = 100 KG	1 000 DM	1 000 \$
URUGUAY	144	189	79	IRAQ	290	86	38
ARGENTINA	99	102	46	ISRAEL	1 172	924	415
CYPRUS	336	172	80	SAUDI ARABIA	618	270	116
SYRIA	52	115	55	KUWAIT	183	122	55
JORDAN	698	211	94	BAHRAIN	236	99	43
SAUDI ARABIA	600	149	66	OMAN	100	112	50
KUWAIT	545	83	37	SINGAPORE	399	93	37
ARAB EMIRAT	958	161	67	JAPAN	368	151	66
SOUTH YEMEN	17	60	30	AUSTRALIA	1 795	1 442	637
INDIA	614	1 335	591	NEW ZEALAND	116	77	36
SRI LANKA	1 508	130	65				
THAILAND	1 500	11 672	5 132	057 FRUIT,NUTS,FRESH,DRIED			
INDONESIA	2 353	222	101	IMPORTS	32 835 547	4 711 196	2 079 311
MALAYSIA	204	464	223	FRANCE	2 189 993	268 430	116 986
SINGAPORE	72	111	49	BELGIUM LUX	158 720	26 823	11 710
PHILIPPINES	1 106	166	74	NETHERLANDS	518 358	70 128	31 027
SOUTH KOREA	1 010	1 562	691	ITALY	9 348 329	1 203 033	520 077
JAPAN	24 124	32 530	15 153	UNITD KINGDOM	13 094	2 202	967
HONG KONG	129	314	138	DENMARK	16 972	3 253	1 353
AUSTRALIA	234	263	123	GREECE	1 663 203	192 229	81 189
				NORWAY	633	446	198
056 VEGTBLES ETC PRSVD,PREPD				SWEDEN	6 621	3 577	1 507
IMPORTS	8 778 535	1 609 579	717 519	FINLAND	1 869	1 125	513
FRANCE	1 856 289	363 803	162 643	SWITZERLAND	34 773	1 453	619
BELGIUM LUX	880 214	117 454	52 489	AUSTRIA	77 099	6 037	2 529
NETHERLANDS	2 629 371	461 541	205 313	PORTUGAL	5 648	2 270	996
ITALY	1 509 970	169 547	75 271	SPAIN	5 003 887	531 652	239 690
UNITD KINGDOM	8 763	2 412	1 056	YUGOSLAVIA	253 931	16 995	7 256
IRISH REP	1 280	1 738	770	TURKEY	841 490	434 154	196 456
DENMARK	41 726	14 146	6 290	USSR	12 223	5 536	2 534
GREECE	89 472	17 230	7 691	POLAND	33 566	5 316	2 191
SWEDEN	1 954	362	167	CZECHOSLOVA	35 121	3 085	1 287
SWITZERLAND	6 778	5 101	2 284	HUNGARY	450 519	20 034	8 630
AUSTRIA	25 676	3 099	1 352	ROMANIA	92 268	20 312	8 464
PORTUGAL	5 687	3 103	1 405	BULGARIA	53 705	8 028	3 344
SPAIN	99 388	34 627	15 403	ALBANIA	3 066	384	173
YUGOSLAVIA	85 072	12 411	5 550	CANARY IS	4 030	585	275
TURKEY	55 230	23 290	10 410	MOROCCO	905 630	95 652	44 274
USSR	13 404	2 104	938	ALGERIA	381	251	114
POLAND	59 779	4 511	2 063	TUNISIA	1 136	520	234
CZECHOSLOVA	58 328	6 295	2 819	EGYPT	13 399	1 278	597
HUNGARY	83 209	12 407	5 591	MALI	569	200	88
ROMANIA	41 175	6 947	3 126	SENEGAL	314	150	65
BULGARIA	141 003	11 357	5 055	IVORY COAST	162 702	22 111	10 015
ALBANIA	2 841	1 171	531	GHANA	945	70	32
MOROCCO	26 797	4 951	2 184	BENIN	185	123	57
EGYPT	27 752	9 322	4 105	CAMEROON	693	189	85
SUDAN	1 257	390	182	KENYA	7 234	3 851	1 745
KENYA	10 010	4 381	1 978	TANZANIA	11 155	10 042	4 421
MADAGASCAR	156	165	68	MOZAMBIQUE	7 046	4 564	2 037
REP S AFRICA	3 857	1 786	809	MADAGASCAR	178	157	72
LESOTHO	571	393	176	ZIMBABWE	4 594	563	240
USA	54 102	19 022	8 443	REP S AFRICA	1 013 512	175 124	76 660
CANADA	20 752	2 674	1 191	SWAZILAND	34 635	3 632	1 524
MEXICO	373	192	86	USA	820 145	394 816	176 271
ECUADOR	2 561	1 434	635	CANADA	20 064	3 499	1 655
PERU	4 127	1 821	790	MEXICO	5 292	2 536	1 185
BRAZIL	3 177	1 576	727	GUATEMALA	52 963	5 621	2 559
CHILE	1 646	1 224	545	REP HONDURAS	766 308	88 572	39 735
LEBANON	599	141	61	EL SALVADOR	5 341	1 426	628
SYRIA	6 027	1 860	819	COSTA RICA	1 496 667	152 370	67 852
ISRAEL	61 444	6 966	3 106	PANAMA	1 646 741	191 238	84 776
PAKISTAN	39	302	128	CUBA	828	935	407
INDIA	3 489	1 252	552	WEST INDIES	832	92	41
THAILAND	7 014	807	347	DOMINIC REP	4 630	496	220
P REP CHINA	423 971	122 856	54 558	MARTINIQUE	469	164	68
SOUTH KOREA	41 795	13 935	6 231	COLOMBIA	598 261	65 521	29 122
JAPAN	1 025	1 782	789	VENEZUELA	1 074	199	88
TAIWAN	369 716	132 840	59 526	ECUADOR	739 923	81 476	36 311
HONG KONG	6 520	2 095	925	PERU	4 528	2 298	1 054
MACAO	1 830	423	187	BPAZIL	45 584	15 888	7 031
EXPORTS	607 169	176 609	78 192	CHILE	531 007	99 839	43 992
FRANCE	113 396	29 591	13 217	URUGUAY	4 365	521	224
BELGIUM LUX	62 059	15 599	6 926	ARGENTINA	428 142	64 025	27 395
NETHERLANDS	175 353	40 518	17 974	CYPRUS	177 220	16 061	7 464
ITALY	73 569	27 590	12 119	LEBANON	299	72	31
UNITD KINGDOM	26 258	10 070	4 439	IRAQ	12 511	6 835	2 980
IRISH REP	3 599	593	266	IRAN	73 416	31 410	14 203
DENMARK	54 295	10 110	4 481	ISRAEL	1 804 337	164 092	75 881
GREECE	427	140	61	AFGHANISTAN	8 127	3 001	1 343
ICELAND	401	116	52	INDIA	5 078	5 008	2 242
NORWAY	1 669	1 341	586	SRI LANKA	36 257	9 986	4 432
SWEDEN	11 787	4 525	2 021	THAILAND	216	224	91
FINLAND	3 375	1 479	654	INDONESIA	2 176	714	313
SWITZERLAND	15 055	9 694	4 313	PHILIPPINES	2 972	769	327
AUSTRIA	21 554	8 685	3 847	P REP CHINA	48 719	13 941	6 149
PORTUGAL	478	246	109	TAIWAN	43 081	11 365	5 010
SPAIN	8 979	2 398	1 068	AUSTRALIA	991	442	191
YUGOSLAVIA	251	87	42	NEW ZEALAND	164 857	44 170	19 274
USSR	7 350	1 944	807	NEW ZEALAND	283 852	85 444	36 784
POLAND	2 166	677	286	N ZEAL OCEAN	271	89	40
CANARY IS	1 648	465	211	EXPORTS	1 084 009	222 352	97 574
LIEYA	395	91	39	FRANCE	154 860	36 068	15 652
NIGERIA	1 615	503	221	BELGIUM LUX	74 863	21 699	9 475
REP S AFRICA	2 525	1 303	564	NETHERLANDS	343 239	61 821	26 886
USA	6 233	2 953	1 309	ITALY	37 652	11 282	5 043
CANADA	4 466	1 045	464	UNITD KINGDOM	63 984	14 421	6 305
COLOMBIA	98	253	108	IRISH REP	3 263	384	182
VENEZUELA	447	312	137	DENMARK	118 013	21 507	9 578
ARGENTINA	256	98	45	ICELAND	2 724	784	342

## 6 IMPORTS AND EXPORTS (SPECIAL TRADE) BY GROUPS OF THE SITC-REV. II AND BY COUNTRIES OF PRODUCTION AND CONSUMPTION 1981

GROUP COUNTRY	DT = 100 KG	1 000 DM	1 000 \$	GROUP COUNTRY	DT = 100 KG	1 000 DM	1 000 \$
NORWAY	11 480	2 739	1 223	SPAIN	7 796	2 993	1 311
SWEDEN	75 292	9 481	4 334	POLAND	2 685	965	426
FINLAND	97 665	10 923	4 873	HUNGARY	607	367	170
SWITZERLAND	41 249	9 499	4 048	ROMANIA	128	105	45
AUSTRIA	49 563	12 972	5 824	BULGARIA	102	197	89
SPAIN	1 417	657	291	CANARY IS	1 762	382	167
YUGOSLAVIA	310	274	117	LIBYA	1 765	1 040	455
POLAND	598	143	61	EGYPT	449	122	56
CZECHOSLOVA	217	105	52	NIGERIA	1 684	677	300
LIBYA	1 000	1 061	447	REP S AFRICA	1 504	574	244
REP S AFRICA	696	741	330	USA	26 757	7 045	3 055
USA	4 248	3 800	1 637	CANADA	7 340	1 821	793
CANADA	306	408	182	GUADELOUPE	296	79	34
VENEZUELA	425	695	306	CHILE	496	255	107
ISRAEL	81	118	51	ARGENTINA	766	350	151
JAPAN	48	75	33	LEBANON	456	280	122
AUSTRALIA	310	374	163	IRAN	772	156	69
				ISRAEL	767	200	90
				SAUDI ARABIA	13 754	3 875	1 675
				KUWAIT	1 168	341	147
				ARAB EMIRAT	340	122	55
				OMAN	11 235	1 641	714
				INDONESIA	289	94	39
				SINGAPORE	303	184	86
				PHILIPPINES	517	122	55
				JAPAN	2 043	638	282
				TAIWAN	927	182	83
				HONG KONG	287	228	101
				AUSTRALIA	632	366	158
058 FRUIT PRESERVED, PREPARED				061 SUGAR AND HONEY			
IMPORTS	9 543 543	1 667 613	740 426	IMPORTS	7 676 154	596 082	264 860
FRANCE	396 293	64 837	28 759	FRANCE	1 490 565	145 382	64 443
BELGIUM LUX	268 361	59 338	26 399	BELGIUM LUX	1 368 866	106 442	47 717
NETHERLANDS	704 102	152 841	67 858	NETHERLANDS	1 458 703	82 751	36 458
ITALY	2 383 176	301 065	133 760	ITALY	90 831	10 813	4 688
UNTD KINGDOM	71 492	27 436	12 073	UNTD KINGDOM	89 084	5 269	2 325
IRISH REP	687	220	101	IRISH REP	2 513	354	160
DENMARK	54 842	12 546	5 456	DENMARK	277 465	11 923	5 303
GREECE	817 018	110 679	49 124	GREECE	19 533	9 023	3 940
NORWAY	7 211	4 376	1 929	SWITZERLAND	597	216	94
SWEDEN	15 809	9 656	4 273	AUSTRIA	73 671	8 503	3 713
FINLAND	3 010	2 081	931	SPAIN	6 535	2 742	1 242
SWITZERLAND	43 347	10 701	4 691	YUGOSLAVIA	733	443	194
AUSTRIA	47 150	11 996	5 393	TURKEY	853	396	178
PORTUGAL	846	131	60	USSR	48 234	8 748	3 870
SPAIN	412 260	76 855	34 204	POLAND	35 635	1 139	530
YUGOSLAVIA	334 569	66 199	29 187	CZECHOSLOVA	4 447	1 075	483
TURKEY	64 560	21 908	9 713	HUNGARY	26 541	6 958	3 103
USSR	8 404	1 100	497	ROMANIA	23 302	5 479	2 453
POLAND	327 952	48 728	21 584	BULGARIA	6 592	1 449	650
CZECHOSLOVA	108 099	9 523	4 249	MOROCCO	69 423	1 867	802
HUNGARY	127 900	19 198	8 438	EGYPT	70 887	1 444	613
ROMANIA	22 317	3 581	1 587	MOZAMBIQUE	197 566	3 902	1 730
BULGARIA	140 950	18 026	8 014	MAURITIUS	20 428	2 044	901
MOROCCO	56 158	10 892	4 816	USA	293 742	10 604	4 525
ALGERIA	462	86	40	CANADA	17 141	6 078	2 717
UPPER VOLTA	380	96	45	MEXICO	232 890	49 830	22 119
IVORY COAST	162 489	24 025	10 627	GUATEMALA	23 689	5 895	2 624
KENYA	138 676	27 369	12 132	REP HONDURAS	3 492	754	341
REP S AFRICA	252 485	40 911	18 314	EL SALVADOR	19 642	4 152	1 862
SWAZILAND	50 910	9 689	4 274	COSTA RICA	1 161	241	103
USA	343 040	78 938	35 026	CUBA	487 798	18 093	8 311
CANADA	54 726	23 139	10 329	REP HAITI	391	80	36
MEXICO	4 060	1 131	509	DOMINIC REP	568	117	49
BELIZE	4 072	1 306	568	COLOMBIA	397	85	41
REP HONDURAS	7 859	1 565	702	GUYANA	330 087	9 164	4 123
COSTA RICA	369	125	57	SURINAM	600	87	38
PANAMA	20 959	3 640	1 617	BRAZIL	273 610	8 388	3 709
REP HAITI	2 935	506	222	CHILE	8 810	1 813	828
DOMINIC REP	1 350	332	148	URUGUAY	15 092	2 954	1 323
JAMAICA	3 307	968	417	ARGENTINA	70 083	14 765	6 565
COLOMBIA	134	131	56	PAKISTAN	326 283	9 377	4 269
VENEZUELA	250	104	44	P REP CHINA	171 382	31 774	14 119
PERU	1 223	714	321	JAPAN	123	83	38
BRAZIL	1 056 908	214 372	95 037	AUSTRALIA	7 958	1 716	786
CHILE	1 383	657	313	NEW ZEALAND	2 644	1 146	508
ARGENTINA	57 132	17 651	7 780	FIJI	1 465	188	94
CYPRUS	11 694	3 240	1 439	UNID COUNTR	1 128	118	48
IRAN	121	176	78	EXPORTS	13 213 447	1 619 243	720 712
ISRAEL	220 347	48 345	21 348	FRANCE	87 195	12 767	5 663
INDIA	4 654	1 227	547	BELGIUM LUX	283 119	41 900	18 861
SRI LANKA	9 668	3 026	1 353	NETHERLANDS	305 207	26 678	11 897
THAILAND	258 780	32 940	14 845	ITALY	562 080	82 593	37 212
INDONESIA	11 054	1 345	605	UNTD KINGDOM	68 626	15 006	6 482
MALAYSIA	13 791	2 180	1 002	IRISH REP	8 516	1 025	479
SINGAPORE	490	109	52	DENMARK	163 022	13 555	6 009
PHILIPPINES	126 671	20 744	9 481	GREECE	559 756	81 406	36 207
P REP CHINA	133 609	20 985	9 359	ICELAND	18 337	2 128	926
SOUTH KOREA	13 916	3 698	1 631	NORWAY	332 291	33 955	14 998
JAPAN	51 646	12 951	5 839	SWEDEN	15 349	2 432	1 089
TAIWAN	19 090	4 821	2 162	SWITZERLAND	945 741	89 698	39 576
HONG KONG	3 640	1 396	629	AUSTRIA	64 644	5 918	2 619
AUSTRALIA	56 508	9 067	4 034	PORTUGAL	90 657	8 761	3 866
NEW ZEALAND	23 674	9 372	4 080	SPAIN	3 690	553	245
FIJI	736	315	138	VATICAN CITY	9 244	1 180	550
EXPORTS	2 783 540	490 963	217 132	MALTA	9 920	618	275
FRANCE	402 149	128 032	56 487	YUGOSLAVIA	172 138	20 959	8 993
BELGIUM LUX	404 750	59 603	26 432	TURKEY	102 969	14 352	6 752
NETHERLANDS	1 312 329	155 444	68 958	USSR	2 051 712	275 678	122 497
ITALY	87 561	22 681	10 007				
UNTD KINGDOM	248 208	34 252	15 103				
IRISH REP	23 773	2 011	872				
DENMARK	97 280	21 319	9 393				
GREECE	10 202	1 611	695				
ICELAND	799	225	98				
NORWAY	5 673	1 274	559				
SWEDEN	23 818	8 393	3 748				
FINLAND	5 480	1 671	759				
SWITZERLAND	24 648	13 946	6 195				
AUSTRIA	45 914	13 941	6 256				
PORTUGAL	446	248	111				

## 6 IMPORTS AND EXPORTS (SPECIAL TRADE) BY GROUPS OF THE SITC-REV. II AND BY COUNTRIES OF PRODUCTION AND CONSUMPTION 1981

GROUP COUNTRY	DT = 100 KG	1 000 DM	1 000 \$	GROUP COUNTRY	DT = 100 KG	1 000 DM	1 000 \$
POLAND	91 097	11 385	4 744	MEXICO	1 374	623	291
CZECHOSLOVAKIA	152 845	18 939	7 927	BRAZIL	308	98	44
HUNGARY	10 372	1 033	466	ISRAEL	128	94	41
ROMANIA	458 928	62 131	27 205	SOUTH KOREA	736	379	167
BULGARIA	2 880	251	116	TAIWAN	320	191	83
MOROCCO	260 330	28 685	13 560	HONG KONG	234	133	59
TUNISIA	180 800	22 191	9 834	EXPORTS	327 772	146 063	64 813
LIBYA	9 207	3 075	1 286	FRANCE	19 614	10 211	4 573
EGYPT	489 793	63 405	27 761	BELGIUM LUX	30 741	13 385	5 958
SUDAN	42 552	3 613	1 603	NETHERLANDS	96 294	33 994	15 118
MAURITANIA	6 080	1 054	447	ITALY	17 599	8 402	3 735
MALI	2 500	410	164	UNITED KINGDOM	12 138	5 521	2 422
GAMBIA	81 681	8 075	3 601	IRISH REP	649	315	141
SIERRA LEONE	27 617	3 283	1 449	DENMARK	9 483	4 609	2 037
LIBERIA	11 571	1 548	690	GREECE	2 329	1 420	630
GHANA	4 952	660	291	ICELAND	200	120	57
TOGO	5 034	803	337	NORWAY	3 499	2 090	928
NIGERIA	1 412 481	160 576	70 678	SWEDEN	5 612	3 017	1 353
CAMEROON	5 000	350	157	FINLAND	1 788	1 247	555
S. TOME PRINC	3 750	384	163	SWITZERLAND	20 343	10 521	4 668
CONGO	7 521	1 004	466	AUSTRIA	50 686	22 716	10 091
RWANDA	37 503	3 780	1 657	PORTUGAL	364	344	152
BURUNDI	10 000	1 141	498	SPAIN	150	119	50
ETHIOPIA	12 460	761	342	MALTA	189	115	51
JIBUTI	152 200	15 295	6 693	POLAND	421	330	137
SOMALIA	9 865	1 390	579	CZECHOSLOVAKIA	1 948	758	331
KENYA	31 240	3 065	1 348	BULGARIA	153	102	45
TANZANIA	46 159	5 665	2 416	CANARY IS	308	236	104
ZAMBIA	2 531	158	67	LIBYA	976	472	191
REP. S. AFRICA	1 666	233	98	EGYPT	340	185	80
USA	611	196	82	SENEGAL	215	104	47
CANADA	6 991	697	294	IVORY COAST	462	75	31
MEXICO	13 624	1 624	741	CAMEROON	368	198	87
GUATEMALA	2 217	174	76	REUNION	98	113	48
EL SALVADOR	3 477	343	148	REP. S. AFRICA	323	223	101
COSTA RICA	3 627	276	120	USA	21 784	9 766	4 279
DOMINIC REP	6 842	425	190	CANADA	2 547	1 411	619
COLOMBIA	1 947	280	123	NETH. ANTILL	443	402	173
VENEZUELA	1 972	291	126	SURINAM	89	71	31
SURINAM	46 515	6 565	2 974	CHILE	220	148	65
ECUADOR	494	102	43	PARAGUAY	70	79	37
PERU	557	126	57	ARGENTINA	1 113	572	260
BRAZIL	5 153	998	438	CYPRUS	3 717	354	155
CHILE	11 767	1 782	847	LEBANON	3 980	1 696	755
ARGENTINA	4 417	690	304	ISRAEL	1 879	830	361
CYPRUS	109 008	12 070	5 305	JORDAN	1 872	877	382
LEBANON	213 275	21 115	9 375	SAUDI ARABIA	4 664	2 567	1 148
SYRIA	20 306	2 557	1 176	KUWAIT	2 190	1 361	612
IRAQ	129 277	17 177	8 065	BAHRAIN	670	281	124
IRAN	350 334	48 826	22 513	ARAB EMIRAT	2 259	1 425	635
ISRAEL	453 760	57 462	25 435	OMAN	202	120	52
JORDAN	318	108	48	SOUTH YEMEN	258	133	56
SAUDI ARABIA	588 606	93 470	43 919	AFGHANISTAN	123	77	36
KUWAIT	130 188	17 255	7 613	MALAYSIA	204	98	41
ARAB EMIRAT	410 731	40 166	17 548	SINGAPORE	495	222	102
OMAN	60 006	6 068	2 728	JAPAN	783	470	210
NORTH YEMEN	61 604	7 822	3 480	TAIWAN	341	147	66
SOUTH YEMEN	1 895	160	70	HONG KONG	1 160	627	280
AFGHANISTAN	491	163	71	AUSTRALIA	1 069	525	232
PAKISTAN	20 266	2 270	970	FR. POLYNESIA	146	137	62
INDIA	33 819	4 662	1 943	071 COFFEE AND SUBSTITUTES			
BANGLADESH	64 229	5 854	2 572	IMPORTS	5 226 035	3 315 556	1 474 391
MALDIVES	13 000	1 699	796	FRANCE	24 786	12 505	5 701
SRI LANKA	570 309	52 657	23 121	BELGIUM LUX	12 774	14 140	6 178
THAILAND	1 170	195	86	NETHERLANDS	13 196	11 962	5 335
INDONESIA	7 393	1 340	600	ITALY	8 577	11 071	4 949
PHILIPPINES	8 886	1 168	507	UNITED KINGDOM	4 104	3 939	1 758
P. REP. CHINA	117 127	17 144	7 593	DENMARK	912	881	398
SOUTH KOREA	13 707	1 798	784	GREECE	288	368	168
JAPAN	201 235	23 413	10 341	SWEDEN	56	184	79
TAIWAN	3 590	474	209	SWITZERLAND	6 093	4 334	1 913
HONG KONG	9 410	670	304	POLAND	219	99	43
AUSTRALIA	6 344	913	403	HUNGARY	6 630	600	266
PAPUA NEW G.	56 914	7 713	3 498	REP. GUINEA	2 603	1 333	576
SOLOMON IS.	2 575	345	154	SIERRA LEONE	9 179	4 816	2 105
NEW CALEDON	3 560	462	208	LIBERIA	4 389	2 253	965
KIRIBATI	625	85	38	IVORY COAST	57 336	28 001	12 430
FR. POLYNESIA	9 790	1 149	514	GHANA	1 513	685	290
062 SUGAR PREPS NON-COCOA				TOGO	34 144	16 238	7 175
IMPORTS	410 486	204 544	90 786	BENIN	3 395	1 505	663
FRANCE	86 245	53 166	23 541	NIGERIA	793	445	193
BELGIUM LUX	24 024	9 752	4 340	CAMEROON	201 804	111 007	48 382
NETHERLANDS	168 518	66 673	29 592	CENT. AFR. REP.	498	256	118
ITALY	6 607	4 047	1 814	GABON	747	374	166
UNITED KINGDOM	30 134	15 510	6 893	ZAIRE	54 342	30 895	13 824
IRISH REP	15 035	12 334	5 485	RWANDA	43 681	26 059	11 555
DENMARK	18 583	10 340	4 605	BURUNDI	44 607	27 013	12 022
GREECE	4 558	1 687	755	ETHIOPIA	89 292	69 322	30 490
FINLAND	1 712	656	283	KENYA	272 878	210 111	93 186
SWITZERLAND	19 153	15 328	6 787	UGANDA	64 648	33 334	14 760
AUSTRIA	2 348	1 284	553	TANZANIA	242 411	159 130	71 262
PORTUGAL	381	134	61	MADAGASCAR	20 810	9 749	4 328
SPAIN	2 188	1 464	653	ZIMBABWE	2 077	1 710	783
YUGOSLAVIA	6 518	1 266	561	MALAWI	1 155	816	372
TURKEY	5 657	1 979	892	USA	342	350	149
POLAND	1 693	560	251	MEXICO	45 407	31 160	13 772
CZECHOSLOVAKIA	2 318	594	263	GUATEMALA	209 379	137 327	61 040
HUNGARY	3 421	905	394	REP. HONDURAS	81 474	51 075	22 407
REP. S. AFRICA	1 861	647	288	EL SALVADOR	711 119	448 299	199 819
USA	5 927	4 325	1 934				
CANADA	182	155	66				

## 6 IMPORTS AND EXPORTS (SPECIAL TRADE) BY GROUPS OF THE SITC-REV. II AND BY COUNTRIES OF PRODUCTION AND CONSUMPTION 1981

GROUP COUNTRY	DT = 100 KG	1 000 DM	1 000 \$	GROUP COUNTRY	DT = 100 KG	1 000 DM	1 000 \$
NICARAGUA	100 023	62 702	27 751	DOMINIC REP	593	204	90
COSTA RICA	171 708	113 481	50 541	JAMAICA	4 722	2 923	1 292
PANAMA	2 260	1 518	665	TRINIDAD TOB	339	213	103
CUBA	263	165	77	GRENADA	5 305	3 071	1 358
REP HAITI	3 024	1 866	842	VENEZUELA	7 925	4 812	2 177
NETH ANTILL	20 518	13 619	5 839	ECUADOR	21 280	12 988	5 876
COLOMBIA	1 719 962	1 061 901	472 979	PERU	1 672	1 781	823
ECUADOR	42 894	31 028	13 850	BRAZIL	112 716	72 172	32 660
PERU	2 479	1 456	658	INDIA	2 541	1 289	570
BRAZIL	596 404	403 747	179 728	SRI LANKA	2 367	901	412
BOLIVIA	2 012	1 169	521	INDONESIA	26 771	12 603	5 634
PARAGUAY	282	175	75	MALAYSIA	111 296	63 017	28 382
INDIA	37 724	22 285	9 699	SINGAPORE	7 059	8 889	3 865
SRI LANKA	4 533	1 983	901	PHILIPPINES	3 620	4 585	1 975
INDONESIA	88 845	38 624	17 060	P REP CHINA	2 545	2 765	1 298
PHILIPPINES	11 159	4 994	2 288	PAPUA NEW G	61 493	31 130	14 095
AUSTRALIA	160	105	49	SOLOMON IS	2 857	1 390	616
PAPUA NEW G	143 700	91 061	41 099	AMER OCEANIA	134	68	31
EXPORTS	630 831	677 185	300 150	FIJI	1 059	491	217
FRANCE	103 864	145 416	64 912	VANUATU	810	398	172
BELGIUM LUX	87 042	76 145	33 476	WEST SAMOA	7 955	3 689	1 635
NETHERLANDS	74 409	60 783	26 925	EXPORTS	535 672	392 330	174 067
ITALY	1 468	2 635	1 162	FRANCE	54 967	29 424	13 089
UNITD KINGDOM	63 413	109 434	48 402	BELGIUM LUX	49 123	39 703	17 637
IRISH REP	1 575	3 571	1 581	NETHERLANDS	107 280	69 095	30 705
DENMARK	55 158	47 536	21 193	ITALY	43 938	20 689	9 164
GREECE	974	1 320	593	UNITD KINGDOM	55 733	67 679	29 838
ICELAND	98	200	85	IRISH REP	1 079	1 096	477
NORWAY	3 235	7 113	3 151	DENMARK	13 647	6 629	2 934
SWEDEN	8 708	16 483	7 234	GREECE	1 060	642	281
FINLAND	1 116	2 476	1 113	ICELAND	1 429	1 147	509
SWITZERLAND	23 662	18 807	8 286	NORWAY	4 889	4 868	2 168
AUSTRIA	44 921	34 293	15 196	SWEDEN	8 106	5 857	2 549
PORTUGAL	1 399	1 006	437	FINLAND	5 630	4 325	1 926
SPAIN	227	335	146	SWITZERLAND	46 386	47 392	21 298
MALTA	354	716	307	AUSTRIA	17 600	14 712	6 492
USSR	25	95	44	TURKEY	1 409	1 019	445
POLAND	1 255	1 535	675	POLAND	1 799	1 648	745
CZECHOSLOVA	2 287	2 646	1 168	CZECHOSLOVA	764	439	185
HUNGARY	27	81	38	ALGERIA	195	297	139
ROMANIA	111	192	89	LIBYA	10 973	11 713	4 996
BULGARIA	595	1 206	549	EGYPT	1 085	267	117
CANARY IS	819	952	427	NIGERIA	18 090	4 155	1 902
EGYPT	42	73	34	REP S AFRICA	1 578	1 957	876
NIGERIA	137	262	119	USA	42 170	18 617	8 280
REP S AFRICA	758	576	253	CANADA	5 616	3 605	1 637
USA	89 375	73 688	32 489	LEBANON	467	294	133
CANADA	45 312	32 947	14 667	ISRAEL	3 650	3 804	1 710
CHILE	91	210	89	JORDAN	386	190	87
ARGENTINA	219	530	228	SAUDI ARABIA	206	93	40
CYPRUS	74	127	53	SOUTH KOREA	973	341	150
IRAQ	399	855	397	JAPAN	28 657	23 153	10 325
ISRAEL	1 193	1 211	539	AUSTRALIA	6 034	6 787	3 012
JORDAN	157	256	120	NEW ZEALAND	220	179	81
SAUDI ARABIA	395	603	269	073 CHOCOLATE AND PRODUCTS			
KUWAIT	221	375	161	IMPORTS	1 057 703	548 102	243 972
BAHRAIN	68	165	70	FRANCE	97 271	52 576	23 221
ARAB EMIRAT	215	294	133	BELGIUM LUX	249 384	129 540	57 552
NORTH YEMEN	22	70	32	NETHERLANDS	526 483	246 477	109 904
MALAYSIA	67	96	42	ITALY	79 190	46 880	20 936
SINGAPORE	228	361	159	UNITD KINGDOM	25 425	19 742	8 815
SOUTH KOREA	248	218	97	DENMARK	11 353	7 289	3 212
JAPAN	7 546	19 604	8 789	SWEDEN	13 847	9 018	4 022
TAIWAN	448	560	246	FINLAND	3 590	2 348	1 039
HONG KONG	248	364	165	SWITZERLAND	18 567	17 444	7 712
AUSTRALIA	5 776	7 836	3 409	AUSTRIA	7 054	8 129	3 642
NEW ZEALAND	604	531	238	SPAIN	1 275	768	345
072 COCOA				TURKEY	467	153	68
IMPORTS	2 183 496	1 170 458	524 368	USSR	230	70	32
FRANCE	16 133	11 428	5 039	POLAND	14 274	2 942	1 317
BELGIUM LUX	13 854	8 851	3 976	CZECHOSLOVA	1 927	1 779	825
NETHERLANDS	271 270	200 408	88 816	HUNGARY	4 020	1 723	779
ITALY	23 478	15 046	6 811	BULGARIA	750	78	34
UNITD KINGDOM	1 240	900	374	USA	1 011	366	166
GREECE	600	661	284	CANADA	392	180	83
SWITZERLAND	211	206	88	COLOMBIA	679	305	134
AUSTRIA	200	196	88	BRAZIL	200	92	43
SPAIN	20 666	23 358	10 461	ISRAEL	118	131	61
HUNGARY	430	471	228	EXPORTS	745 191	439 157	195 419
REP GUINEA	1 071	573	259	FRANCE	173 363	85 181	38 070
SIERRA LEONE	268	112	53	BELGIUM LUX	112 447	61 617	27 441
LIBERIA	22 890	10 290	4 582	NETHERLANDS	128 062	66 730	29 850
IVORY COAST	626 523	292 422	131 891	ITALY	64 655	40 426	18 009
GHANA	292 480	121 519	53 953	UNITD KINGDOM	36 992	21 531	9 498
TOGO	42 878	20 738	9 297	IRISH REP	350	447	198
NIGERIA	163 916	85 080	37 498	DENMARK	30 971	21 593	9 661
CAMEROON	183 084	92 737	42 062	GREECE	1 329	1 412	620
EQUAT GUINEA	34 593	13 497	5 991	ICELAND	1 463	382	161
S TOME PRINC	37 000	18 501	8 491	NORWAY	5 775	4 741	2 115
GABON	12 710	7 294	3 322	SWEDEN	8 306	6 479	2 883
CONGO	6 500	3 863	1 726	FINLAND	1 547	1 642	723
ZAIRE	13 245	5 463	2 430	SWITZERLAND	14 192	10 642	4 745
UGANDA	965	433	193	AUSTRIA	76 314	44 792	20 007
TANZANIA	5 140	2 685	1 181	PORTUGAL	72	76	32
MADAGASCAR	263	128	56	SPAIN	251	211	90
MEXICO	1 220	1 469	706	ANDORRA	143	86	37
COSTA RICA	368	190	93	MALTA	505	555	245
CUBA	459	489	206				
REP HAITI	4 087	1 817	822				



o IMPCRTS AND EXPORTS (SPECIAL TRADE) BY GROUPS OF THE SITC-REV. II AND BY COUNTRIES OF PRODUCTION AND CONSUMPTION 1981

GROUP COUNTRY	DT = 100 KG	1 000 DM	1 000 \$	GROUP COUNTRY	DT = 100 KG	1 000 DM	1 000 \$
POLAND	6 693	4 210	1 828	POLAND	8 419	1 761	783
CZECHOSLOVA	2 129	1 498	678	CZECHOSLOVA	2 292	548	256
HUNGARY	2 610	2 052	926	HUNGARY	33 911	9 204	4 102
BULGARIA	519	361	156	ROMANIA	5 144	559	240
CANARY IS	139	111	47	BULGARIA	7 106	1 117	504
LIBYA	10 910	11 358	4 826	ALBANIA	2 583	463	208
EGYPT	890	742	344	MOROCCO	8 509	1 192	541
NIGERIA	990	401	189	TUNISIA	598	232	98
REP S AFRICA	1 414	1 404	612	EGYPT	3 941	763	338
USA	20 923	15 958	7 022	CAMEROON	609	207	88
CANADA	11 605	9 094	4 007	S TOME PRINC	334	120	53
NEHY ANTILL	74	72	33	RWANDA	127	75	35
CHILE	1 484	1 891	825	ETHIOPIA	85	86	39
PARAGUAY	91	109	46	KENYA	474	187	86
URUGUAY	163	168	71	TANZANIA	1 375	1 854	815
ARGENTINA	2 076	2 205	982	SEYCHELLES	574	129	59
CYPRUS	699	405	173	MADAGASCAR	3 697	20 471	9 082
LEBANON	3 757	2 429	1 096	REUNION	34	67	31
ISRAEL	1 521	1 054	471	COMOROS	2 982	8 572	3 883
JORDAN	1 586	758	341	REP S AFRICA	427	210	100
SAUDI ARABIA	1 654	1 284	574	USA	1 168	1 134	508
KUWAIT	6 956	4 648	2 077	MEXICO	3 407	961	426
BAHRAIN	553	285	127	GUATEMALA	1 839	1 593	720
QATAR	154	117	54	WEST INDIES	467	176	78
ARAB EMIRAT	2 154	1 449	655	JAMAICA	1 619	814	360
OMAN	254	169	69	GRENADA	3 571	1 759	780
SOUTH YEMEN	152	92	40	BRAZIL	36 828	13 796	6 142
PAKISTAN	200	104	46	SYRIA	380	263	117
MALAYSIA	265	204	93	PAKISTAN	2 789	515	228
SINGAPORE	980	743	321	INDIA	9 165	2 447	1 089
JAPAN	3 577	2 843	1 242	SRI LANKA	2 714	1 737	765
HONG KONG	128	216	96	THAILAND	576	219	90
AUSTRALIA	1 656	1 741	772	INDONESIA	76 210	29 774	13 254
				MALAYSIA	20 548	8 926	3 953
				SINGAPORE	945	382	166
				P REP CHINA	14 710	2 942	1 294
074 TEA AND MATE				EXPORTS	43 740	43 113	19 061
IMPORTS	172 929	134 632	60 164	FRANCE	5 534	9 916	4 355
FRANCE	160	125	57	BELGIUM LUX	3 857	3 321	1 472
NETHERLANDS	254	282	126	NETHERLANDS	4 720	3 954	1 757
UNTD KINGDOM	2 618	2 690	1 199	ITALY	1 328	1 690	750
SWITZERLAND	56	119	52	UNTD KINGDOM	4 722	3 303	1 480
AUSTRIA	72	87	38	IRISH REP	230	135	63
TURKEY	4 030	3 461	1 543	DENMARK	5 203	4 221	1 874
USSR	2 212	1 483	638	GREECE	304	191	85
KENYA	4 178	3 020	1 355	ICELAND	163	111	40
TANZANIA	310	217	98	NORWAY	1 714	1 006	451
MOZAMBIQUE	12 817	9 304	4 121	SWEDEN	1 809	1 405	619
ZIMBABWE	301	208	92	FINLAND	1 266	795	359
MALAWI	1 408	955	408	SWITZERLAND	1 942	3 036	1 338
BRAZIL	2 311	1 256	560	AUSTRIA	2 898	1 662	724
ARGENTINA	1 341	909	405	PORTUGAL	121	84	42
IRAN	294	236	110	SPAIN	1 528	788	351
INDIA	59 655	47 510	21 263	YUGOSLAVIA	125	219	93
BANGLADESH	3 405	1 994	893	POLAND	444	324	138
SRI LANKA	39 565	29 956	13 446	HUNGARY	94	286	128
VIETNAM	2 010	1 009	441	ROMANIA	16	171	70
INDONESIA	11 399	8 209	3 655	CANARY IS	59	84	38
P REP CHINA	22 999	18 541	8 295	MOZAMBIQUE	114	90	44
JAPAN	143	199	89	REP S AFRICA	1 417	1 433	627
TAIWAN	660	1 624	727	USA	820	763	342
HONG KONG	443	952	431	CANADA	308	279	119
PAPUA NEW G	117	90	37	CHILE	84	134	59
EXPORTS	19 772	16 286	7 233	ARGENTINA	133	122	54
FRANCE	2 527	2 729	1 218	LEBANON	836	978	438
BELGIUM LUX	210	290	127	ISRAEL	141	75	34
NETHERLANDS	2 164	1 461	655	JORDAN	300	385	169
ITALY	1 194	1 055	470	SAUDI ARABIA	135	250	112
UNTD KINGDOM	1 040	534	235	KUWAIT	45	84	40
IRISH REP	160	79	34	MALAYSIA	100	93	43
DENMARK	3 355	2 367	1 038	SOUTH KOREA	18	413	183
GREECE	42	73	33	JAPAN	32	254	110
NORWAY	367	416	187	TAIWAN	10	80	34
SWEDEN	1 147	675	298	AUSTRALIA	94	229	100
FINLAND	304	284	127				
SWITZERLAND	490	537	239	081 FEEDING STUFF FOR ANIMLS			
AUSTRIA	4 415	3 428	1 536	IMPORTS	71 285 811	3 553 373	1 583 004
SPAIN	241	193	83	FRANCE	2 997 302	125 529	56 158
POLAND	578	530	224	BELGIUM LUX	291 548	24 455	10 916
CZECHOSLOVA	472	108	46	NETHERLANDS	5 820 901	353 621	156 514
NIGERIA	195	352	158	ITALY	374 815	11 054	4 914
USA	592	597	265	UNTD KINGDOM	141 988	36 110	16 091
CANADA	386	361	162	IRISH REP	3 987	530	226
				DENMARK	1 153 834	40 878	17 986
075 SPICES				ICELAND	75 977	7 862	3 497
IMPORTS	420 477	163 321	72 590	NORWAY	281 457	34 258	14 641
FRANCE	7 097	3 584	1 592	SWEDEN	6 074	510	232
BELGIUM LUX	93	100	42	FINLAND	3 177	234	102
NETHERLANDS	12 831	5 158	2 269	SWITZERLAND	4 331	801	356
ITALY	20 165	7 216	3 104	AUSTRIA	57 118	2 004	904
UNTD KINGDOM	6 341	2 287	1 010	PORTUGAL	104 868	2 619	1 178
DENMARK	3 337	854	371	SPAIN	771 535	19 169	8 710
GREECE	22 586	4 198	1 858	YUGOSLAVIA	21 238	1 063	489
SWITZERLAND	135	199	88	POLAND	6 062	195	89
AUSTRIA	1 375	433	189	CZECHOSLOVA	2 561	857	390
PORTUGAL	126	136	65	HUNGARY	493 987	16 824	7 616
SPAIN	28 806	10 163	4 509	ROMANIA	1 167	86	40
YUGOSLAVIA	32 700	6 281	2 846	BULGARIA	6 286	2 354	1 073
TURKEY	20 351	6 451	2 886	MOROCCO	6 914	647	281
USSR	2 267	174	79	TUNISIA	1 000	113	46

## 6 IMPORTS AND EXPORTS (SPECIAL TRADE) BY GROUPS OF THE SITC-REV. II AND BY COUNTRIES OF PRODUCTION AND CONSUMPTION 1981

GROUP COUNTRY	DT = 100 KG	1 000 DM	1 000 \$	GROUP COUNTRY	DT = 100 KG	1 000 DM	1 000 \$
SUDAN	608 313	32 124	14 492	ISRAEL	742	229	102
MALI	20 503	1 095	492	JORDAN	26 495	2 604	1 146
NIGER	10 877	429	191	SAUDI ARABIA	13 283	1 096	502
SENEGAL	10 770	426	187	KUWAIT	12 967	1 446	648
GAMBIA	30 550	1 626	764	ARAB EMIRAT	3 759	383	174
REP GUINEA	15 469	656	298	OMAN	5 954	446	189
SIERRA LEONE	7 254	300	145	NORTH YEMEN	2 668	214	100
IVORY COAST	81 537	3 209	1 435	PAKISTAN	1 269	329	145
BENIN	85 588	3 312	1 483	THAILAND	1 944	2 248	967
NIGERIA	431 895	16 326	7 384	INDONESIA	3 102	672	301
CAMEROON	15 974	641	269	MALAYSIA	3 024	775	347
CENT AFR REP	2 462	102	46	SINGAPORE	5 318	972	428
ZAIRE	85 020	3 246	1 421	PHILIPPINES	1 177	174	79
TANZANIA	17 637	710	318	SOUTH KOREA	468	735	319
REP S AFRICA	4 783 605	203 799	91 229	JAPAN	2 770	1 674	743
USA	28 070 239	1 386 212	618 698	TAIWAN	49 608	7 280	3 277
CANADA	758 557	32 557	14 507	HONG KONG	1 278	1 887	832
PANAMA	3 093	329	132	AUSTRALIA	960	1 093	481
PERU	388 175	39 274	17 448				
BRAZIL	8 643 284	478 136	211 146	091 MARGARINE AND SHORTENING			
CHILE	1 606 816	133 038	59 245				
PARAGUAY	107 588	5 129	2 176	IMPORTS	278 869	51 658	23 063
URUGUAY	152 562	8 508	3 700				
ARGENTINA	4 092 561	174 504	77 839	FRANCE	6 083	1 896	844
ISRAEL	6 275	645	279	BELGIUM LUX	87 372	16 009	7 188
PAKISTAN	136 792	5 501	2 522	NETHERLANDS	159 808	28 127	12 521
INDIA	1 516 578	49 500	22 482	UNITD KINGDOM	479	136	61
SRI LANKA	47 619	1 530	676	DENMARK	11 660	3 258	1 448
BURMA	7 667	353	156	SWITZERLAND	8 756	880	395
THAILAND	45 049	3 130	1 370	HUNGARY	4 034	1 148	518
INDONESIA	2 333 675	89 962	40 488				
MALAYSIA	1 088 839	42 676	19 291	EXPORTS	1 447 791	208 916	92 576
PHILIPPINES	3 201 744	136 705	61 052				
P REP CHINA	209 441	8 307	3 793	FRANCE	172 072	32 268	14 173
JAPAN	81	1 330	594	BELGIUM LUX	263 858	38 066	16 917
AUSTRALIA	17 880	5 543	2 475	NETHERLANDS	482 523	60 440	26 719
PAPUA NEW G	7 434	341	161	ITALY	76 746	15 911	7 088
				UNITD KINGDOM	347 253	44 080	19 473
EXPORTS	38 825 718	2 085 446	930 921	IRISH REP	5 163	574	257
FRANCE	1 329 215	122 247	54 869	DENMARK	51 042	6 328	2 786
BELGIUM LUX	1 379 079	107 450	47 814	GREECE	5 196	816	345
NETHERLANDS	13 881 623	375 416	167 931	SWITZERLAND	1 613	587	260
ITALY	211 970	31 380	14 029	AUSTRIA	10 814	2 533	1 143
UNITD KINGDOM	320 312	29 012	12 916	SPAIN	317	81	38
IRISH REP	255 525	11 238	5 068	MALTA	396	76	35
DENMARK	7 299 773	422 899	186 970	YUGOSLAVIA	693	106	48
GREECE	32 561	5 618	2 494	POLAND	3 141	720	320
ICELAND	89 089	3 390	1 508	CANARY IS	2 447	744	335
NORWAY	65 706	8 842	3 916	NIGERIA	4 735	1 528	718
SWEDEN	946 551	62 580	27 629	CYPRUS	179	72	31
FINLAND	55 455	5 201	2 341	IRAN	18 142	3 663	1 744
SWITZERLAND	1 285 533	56 910	25 171	AFGHANISTAN	601	92	43
AUSTRIA	4 281 441	298 991	132 842				
PORTUGAL	97 631	4 101	1 728	098 EDIBLE PRODCTS,PREPS NES			
SPAIN	25 689	4 798	2 130				
MALTA	592	90	40	IMPORTS	1 677 085	503 148	223 429
YUGOSLAVIA	25 980	3 187	1 418				
TURKEY	5 884	916	389	FRANCE	266 077	58 339	25 828
USSR	4 179 684	229 248	107 039	BELGIUM LUX	242 710	69 072	30 647
POLAND	226 290	22 418	10 188	NETHERLANDS	411 960	120 957	53 919
CZECHOSLOVA	357 761	33 312	14 744	ITALY	207 088	47 922	21 306
HUNGARY	185 494	20 789	9 218	UNITD KINGDOM	59 064	27 504	12 098
ROMANIA	188 736	29 955	12 816	IRISH REP	9 243	25 056	11 065
BULGARIA	44 867	4 696	2 134	DENMARK	89 125	23 963	10 661
MOROCCO	413	140	61	GREECE	13 646	5 595	2 510
ALGERIA	6 746	1 011	441	NORWAY	346	399	175
TUNISIA	1 315	126	53	SWEDEN	4 555	1 733	782
LIBYA	1 532 471	84 718	36 754	SWITZERLAND	136 391	54 968	24 401
EGYPT	37 196	5 250	2 287	AUSTRIA	27 990	11 542	5 080
SUDAN	4 684	818	361	SPAIN	2 634	682	300
GHANA	16 635	1 860	839	YUGOSLAVIA	14 976	2 514	1 102
TOGO	3 028	218	94	TURKEY	24 123	5 100	2 301
NIGERIA	22 468	2 811	1 212	HUNGARY	15 737	2 751	1 227
ZAIRE	2 163	650	277	ROMANIA	3 050	566	252
ETHIOPIA	4 250	485	233	BULGARIA	10 789	1 153	528
KENYA	2 020	317	134	USA	62 994	21 128	9 405
TANZANIA	1 070	100	43	CANADA	21 067	5 169	2 286
MOZAMBIQUE	51	95	41	BAHAMAS	50	74	34
ZAMBIA	2 637	351	157	BRAZIL	1 367	579	256
ZIMBABWE	646	102	46	ISRAEL	16 453	3 479	1 527
REP S AFRICA	924	543	248	INDIA	644	292	127
USA	10 350	18 739	8 331	SRI LANKA	186	302	130
CANADA	8 832	3 020	1 318	THAILAND	4 187	1 480	655
MEXICO	19 111	4 055	1 783	SINGAPORE	169	74	35
GUATEMALA	1 926	1 782	753	P REP CHINA	7 130	1 465	653
REP HONDURAS	332	1 263	586	SOUTH KOREA	1 176	822	351
EL SALVADOR	824	84	37	JAPAN	11 714	4 611	2 044
COSTA RICA	1 774	2 731	1 265	TAIWAN	8 346	2 703	1 237
PANAMA	755	765	321	HONG KONG	1 878	912	400
DOMINIC REP	430	111	49	NEW ZEALAND	2	90	40
COLOMBIA	3 171	879	376				
VENEZUELA	6 003	1 861	827	EXPORTS	1 580 290	648 138	287 765
ECUADOR	2 158	442	192				
PERU	473	161	76	FRANCE	196 123	56 030	24 795
BRAZIL	16 370	1 611	709	BELGIUM LUX	114 579	48 178	21 314
CHILE	5 099	934	413	NETHERLANDS	295 772	85 949	38 074
PARAGUAY	3 350	300	143	ITALY	96 809	34 853	15 487
URUGUAY	1 413	156	71	UNITD KINGDOM	99 261	26 536	11 704
ARGENTINA	3 314	1 539	693	IRISH REP	3 723	1 614	718
CYPRUS	13 677	1 502	665	DENMARK	75 821	17 495	7 733
SYRIA	24 940	3 843	1 594	GREECE	20 556	11 772	5 219
IRAQ	13 172	1 574	695	ICELAND	2 180	656	289
IRAN	137 764	19 009	8 371	NORWAY	11 239	4 091	1 807
				SWEDEN	22 861	9 109	4 009

## 6 IMPORTS AND EXPORTS (SPECIAL TRADE) BY GROUPS OF THE SITC-REV. II AND BY COUNTRIES OF PRODUCTION AND CONSUMPTION 1981

GROUP COUNTRY	DT = 100 KG	1 000 DM	1 000 \$	GROUP COUNTRY	DT = 100 KG	1 000 DM	1 000 \$
FINLAND	19 425	6 365	2 813	POLAND	3 698	422	187
SWITZERLAND	136 543	46 264	20 567	CZECHOSLOVA	1 181	134	59
AUSTRIA	82 298	34 320	15 272	ROMANIA	3 490	442	193
PORTUGAL	6 450	3 957	1 760	CANARY IS	5 174	677	296
SPAIN	15 018	5 628	2 482	EGYPT	434	76	33
MALTA	857	420	179	ENIN	1 466	236	102
YUGOSLAVIA	16 541	8 145	3 604	NIGERIA	598	115	48
USSR	31 956	13 543	6 485	GABON	882	113	49
POLAND	11 206	7 049	3 056	UGANDA	3 169	344	158
CZECHOSLOVA	4 569	3 346	1 468	USA	16 553	1 561	687
HUNGARY	1 257	670	298	CANADA	7 978	678	298
ROMANIA	3 209	2 804	1 239	BELIZE	397	71	30
BULGARIA	1 002	762	328	PANAMA	1 792	354	150
CANARY IS	1 015	391	174	BAHAMAS	522	75	34
ALGERIA	23 626	12 015	5 676	GUADELOUPE	2 980	370	164
TUNISIA	1 859	1 413	620	MARTINIQUE	1 664	231	100
LIBYA	7 090	2 237	971	TRINIDAD TOB	1 865	169	73
EGYPT	4 592	3 004	1 370	NETH ANTILL	3 016	437	190
SUDAN	110	84	39	COLOMBIA	4 570	224	101
SENEGAL	3 667	633	280	CHILE	3 714	664	286
LIBERIA	316	162	73	ISRAEL	1 183	130	55
IVORY COAST	14 914	5 968	2 624	JORDAN	1 471	136	57
TOGO	2 608	342	150	SAUDI ARABIA	8 475	956	431
NIGERIA	51 442	27 266	12 132	KUWAIT	1 495	261	112
CAMEROON	1 994	368	159	BAHRAIN	721	112	51
GABON	1 494	243	110	QATAR	555	88	40
ANGOLA	179	66	33	ARAB EMIRAT	18 343	2 180	982
SOMALIA	352	132	60	OMAN	3 845	442	186
KENYA	2 116	941	408	NORTH YEMEN	2 835	518	225
UGANDA	407	110	47	SINGAPORE	654	100	44
REP S AFRICA	9 677	3 896	1 704	JAPAN	1 403	186	83
USA	62 496	81 026	35 988				
CANADA	6 419	2 316	1 008	112 ALCOHOLIC BEVERAGES			
PANAMA	115	802	335				
MARTINIQUE	70	89	39	IMPORTS	12 375 069	2 296 962	1 028 737
COLOMBIA	1 418	603	284	FRANCE	2 937 293	841 097	377 392
VENEZUELA	2 143	1 340	591	BELGIUM LUX	239 232	26 345	11 636
ECUADOR	5 489	4 227	1 801	NETHERLANDS	64 476	19 792	9 025
PERU	305	276	132	ITALY	5 886 343	656 532	293 105
CHILE	898	701	315	UNTD KINGDOM	200 054	119 067	53 855
PARAGUAY	154	324	140	IRISH REP	47 708	25 340	11 291
URUGUAY	100	196	89	DENMARK	317 968	46 119	20 374
ARGENTINA	6 835	2 774	1 241	GREECE	226 980	78 705	35 246
CYPRUS	606	437	194	NORWAY	2 745	2 222	997
LEBANON	1 469	725	320	FINLAND	1 152	549	249
SYRIA	738	517	228	SWITZERLAND	4 343	4 680	2 105
IRAQ	3 227	2 189	954	AUSTRIA	327 709	78 989	35 566
IRAN	48 630	29 336	12 824	PORTUGAL	94 224	32 826	14 511
ISRAEL	761	305	131	SPAIN	428 127	97 073	43 343
JORDAN	1 596	1 178	522	YUGOSLAVIA	409 586	44 291	19 890
SAUDI ARABIA	22 879	14 862	6 571	TURKEY	8 399	4 079	1 851
KUWAIT	2 223	1 795	807	USSR	49 539	29 735	13 255
BAHRAIN	397	167	73	POLAND	7 599	3 058	1 370
QATAR	214	98	44	CZECHOSLOVA	158 465	9 679	4 289
ARAB EMIRAT	2 785	2 302	1 034	HUNGARY	369 314	46 048	20 599
OMAN	879	817	355	ROMANIA	128 913	15 580	7 013
NORTH YEMEN	480	410	170	BULGARIA	118 674	11 306	5 127
PAKISTAN	241	109	50	MOROCCO	628	142	63
INDONESIA	304	266	117	ALGERIA	2 729	410	179
MALAYSIA	318	252	115	TUNISIA	79 603	7 608	3 543
SINGAPORE	498	449	199	REUNION	14 896	2 209	982
PHILIPPINES	682	1 516	672	REP S AFRICA	7 082	2 948	1 326
JAPAN	4 019	3 995	1 794	USA	76 239	29 114	13 024
TAIWAN	552	530	240	CANADA	3 041	1 583	714
HONG KONG	872	676	303	MEXICO	1 408	482	212
AUSTRALIA	1 142	801	358	WEST INDIES	307	107	47
NEW ZEALAND	135	120	53	BAHAMAS	23 512	13 566	6 096
				GUADELOUPE	6 164	1 532	691
				MARTINIQUE	21 517	10 348	4 769
				JAMAICA	13 130	6 436	2 831
				BARBADOS	377	255	107
				TRINIDAD TOB	500	155	71
				GUYANA	15 251	2 497	1 099
				SURINAM	2 852	441	184
				BRAZIL	2 697	1 446	662
				CHILE	1 006	370	163
				ARGENTINA	3 147	701	315
				CYPRUS	2 604	511	234
				ISRAEL	1 181	476	207
				INDONESIA	1 194	508	220
				P REP CHINA	647	327	142
				SOUTH KOREA	294	161	72
				JAPAN	3 968	1 963	873
				TAIWAN	343	205	90
				AUSTRALIA	4 405	2 361	1 051
				NEW ZEALAND	194	119	49
				EXPORTS	5 576 142	1 249 912	550 712
				FRANCE	416 609	50 801	22 478
				BELGIUM LUX	158 326	37 232	16 537
				NETHERLANDS	367 942	101 341	44 884
				ITALY	564 082	73 309	32 355
				UNTD KINGDOM	1 335 857	296 751	130 771
				IRISH REP	25 628	10 171	4 464
				DENMARK	133 914	41 719	18 425
				GREECE	6 905	1 604	704
				ICELAND	2 092	942	407
				NORWAY	15 713	5 495	2 436
				SWEDEN	74 918	20 799	9 171
				FINLAND	6 086	2 339	1 022
				SWITZERLAND	151 066	22 784	10 099
				AUSTRIA	223 061	21 680	9 555

## 6 IMPORTS AND EXPORTS (SPECIAL TRADE) BY GROUPS OF THE SITC-REV. II AND BY COUNTRIES OF PRODUCTION AND CONSUMPTION 1981

GROUP COUNTRY	DT = 100 KG	1 000 DM	1 000 \$	GROUP COUNTRY	DT = 100 KG	1 000 DM	1 000 \$
PORTUGAL	2 405	585	251	BULGARIA	26 093	15 031	6 636
SPAIN	48 568	5 859	2 537	CAMEROON	1 414	2 672	1 124
ANDORRA	648	97	44	CONGO	1 004		384
GIBRALTAR	1 150	290	129	TANZANIA	3 964	2 278	1 025
MALTA	942	342	150	MOZAMBIQUE	277	135	60
YUGOSLAVIA	1 771	408	178	ZAMBIA	2 214	1 787	807
TURKEY	240	122	53	ZIMBABWE	53 129	31 361	13 920
USSR	2 226	557	236	MALAWI	72 582	39 245	17 377
POLAND	12 970	2 138	945	REP S AFRICA	3 359	1 684	742
CZECHOSLOVAKIA	880	249	109	USA	375 667	383 842	168 704
HUNGARY	5 712	846	371	CANADA	40 146	26 975	11 901
ROMANIA	4 751	593	259	MEXICO	89 901	68 188	29 972
BULGARIA	1 343	245	100	GUATEMALA	5 415	4 064	1 762
CANARY IS	19 700	2 373	1 050	REP HONDURAS	358	369	161
CEUTA MEL	825	115	49	EL SALVADOR	129	115	51
EGYPT	1 711	507	219	NICARAGUA	76	239	107
SUDAN	48 298	6 695	2 991	PANAMA	116	96	41
MALI	1 910	314	135	CUBA	2 176	972	439
LIBERIA	200	66	30	DOMINIC REP	8 340	3 177	1 417
IVORY COAST	1 157	165	73	COLOMBIA	10 548	10 921	4 879
GHANA	753	265	113	ECUADOR	57	88	39
TOGO	1 356	255	113	PERU	259	75	33
BENIN	46 259	6 580	2 916	BRAZIL	119 302	68 955	30 436
NIGERIA	59 157	11 764	5 128	PARAGUAY	2 331	676	297
CAMEROON	50 458	7 667	3 371	ARGENTINA	33 955	16 593	7 219
GABON	6 040	847	365	LEBANON	2 185	1 104	489
CONGO	882	117	50	SYRIA	140	80	36
ZAIRE	11 197	1 826	777	INDIA	2 904	1 764	771
ANGOLA	149	126	51	SRI LANKA	342	205	95
ETHIOPIA	250	71	31	THAILAND	89 394	42 433	18 551
KENYA	743	284	122	INDONESIA	33 000	25 193	11 206
REP S AFRICA	6 343	3 050	1 351	PHILIPPINES	42 307	19 889	8 850
USA	1 235 085	343 838	151 191	NORTH KOREA	1 791	814	364
CANADA	165 799	66 607	29 162	SOUTH KOREA	93 224	64 148	27 964
MEXICO	12 109	5 878	2 515	JAPAN	117	327	150
BERMUDA	8 869	1 569	682	TAIWAN	330	212	97
COSTA RICA	121	100	49				
PANAMA	1 012	281	123	EXPORTS	120 249	31 704	14 070
WEST INDIES	1 098	276	122	FRANCE	55 028	3 605	1 601
BAHAMAS	56 019	9 322	4 094	BELGIUM LUX	758	201	90
TURKS CAICOS	661	95	44	NETHERLANDS	18 293	5 077	2 244
DOMINIC REP	7 151	1 399	611	ITALY	1 078	245	109
AM VIRGIN IS	3 514	627	281	UNITD KINGDOM	802	386	158
GUADELOUPE	495	73	33	DENMARK	212	145	66
JAMAICA	599	310	137	GREECE	2 823	2 736	1 233
BARBADOS	407	233	103	SWITZERLAND	10 818	8 732	3 852
TRINIDAD TOB	1 373	754	336	AUSTRIA	923	764	335
NETH ANTILL	3 232	1 097	474	SPAIN	1 544	1 414	673
COLOMBIA	1 453	506	224	ANDORRA	1 256	921	405
VENEZUELA	3 788	1 488	663	YUGOSLAVIA	3 058	2 445	1 075
ECUADOR	379	136	60	BULGARIA	197	264	112
PERU	1 619	469	202	REP GUINEA	1 036	167	70
BRAZIL	7 120	2 278	999	USA	19 537	3 989	1 777
CHILE	6 589	1 080	468	CUBA	2 473	484	214
PARAGUAY	2 311	596	262	BRAZIL	413	129	56
URUGUAY	2 419	401	180				
ARGENTINA	31 561	4 603	2 129	122 TOBACCO MFRS			
CYPRUS	2 279	386	169	IMPORTS	242 827	245 896	108 587
LEBANON	877	167	75	FRANCE	114 524	46 075	20 381
SYRIA	167	148	64	BELGIUM LUX	1 157	2 061	918
ISRAEL	1 672	275	122	NETHERLANDS	61 884	110 545	48 919
JORDAN	490	110	47	ITALY	180	942	411
SAUDI ARABIA	500	88	40	UNITD KINGDOM	3 523	9 017	3 988
KUWAIT	452	65	30	IRISH REP	7 229	16 667	7 360
BAHRAIN	4 625	880	391	DENMARK	12 849	31 291	13 796
QATAR	202	93	40	SWEDEN	1 111	1 176	528
ARAB EMIRAT	14 242	2 806	1 248	SWITZERLAND	5 084	4 752	1 961
OMAN	1 125	316	135	AUSTRIA	133	372	168
NORTH YEMEN	96	108	43	SPAIN	571	1 490	661
PAKISTAN	596	92	40	USA	32 455	13 976	6 165
INDIA	1 042	176	81	MEXICO	8	76	32
SRI LANKA	1 131	191	88	REP HONDURAS	18	232	100
THAILAND	586	280	124	CUBA	88	2 800	1 238
INDONESIA	437	123	56	JAMAICA	32	392	174
MALAYSIA	871	569	251	BRAZIL	1 679	3 553	1 573
BRUNEI	134	69	30	PHILIPPINES	49	189	86
SINGAPORE	2 438	1 107	484				
PHILIPPINES	245	116	51	EXPORTS	463 017	832 803	367 036
SOUTH KOREA	104	71	33	FRANCE	72 100	135 592	59 611
JAPAN	74 029	30 074	13 253	BELGIUM LUX	17 632	29 694	13 072
HONG KONG	31 763	5 394	2 363	NETHERLANDS	59 612	71 217	31 821
AUSTRALIA	29 909	13 262	5 836	ITALY	231 982	464 080	204 275
PAPUA NEW G	229	120	54	UNITD KINGDOM	6 082	20 240	9 007
NEW ZEALAND	5 346	2 908	1 264	IRISH REP	451	1 246	551
Fiji	140	86	39	DENMARK	2 591	4 841	2 112
121 TOBACCO UNMNFCTRD, REFUSE				GREECE	11 191	13 976	6 129
IMPORTS	1 595 793	1 107 704	489 142	NORWAY	115	310	136
FRANCE	16 440	11 008	4 919	SWEDEN	1 098	2 555	1 129
NETHERLANDS	2 913	1 710	743	FINLAND	88	194	83
ITALY	184 445	86 860	38 705	SWITZERLAND	6 844	10 803	4 762
UNITD KINGDOM	293	152	69	AUSTRIA	7 233	10 652	4 736
DENMARK	343	305	136	PORTUGAL	66	158	69
GREECE	102 889	75 372	33 745	SPAIN	1 337	2 758	1 208
SWITZERLAND	1 561	1 213	530	VATICAN CITY	69	164	72
PORTUGAL	83	78	38	YUGOSLAVIA	1 634	1 832	798
YUGOSLAVIA	13 682	7 477	3 423	TURKEY	1 179	2 293	1 004
TURKEY	101 208	63 307	28 267	USSR	176	310	136
USSR	1 205	776	338	POLAND	993	1 870	821
POLAND	19 259	9 650	4 285	CZECHOSLOVAKIA	1 374	2 417	1 083
HUNGARY	1 891	1 088	477	HUNGARY	1 129	2 127	955
ROMANIA	3 087	1 517	676				

## 6 IMPORTS AND EXPORTS (SPECIAL TRADE) BY GROUPS OF THE SITC-REV. II AND BY COUNTRIES OF PRODUCTION AND CONSUMPTION 1981

GROUP COUNTRY	DT = 100 KG	1 000 DM	1 000 \$	GROUP COUNTRY	DT = 100 KG	1 000 DM	1 000 \$
ROMANIA	257	640	276	HONG KONG	1 658	473	208
BULGARIA	1 262	1 915	839	212 FUR SKINS UNDRESSED			
ALBANIA	465	880	402				
CANARY IS	1 333	2 691	1 209	IMPORTS	37 459	809 001	368 077
MOROCCO	59	137	56	FRANCE	3 146	6 233	2 809
ALGERIA	85	91	40	BELGIUM LUX	52	1 107	514
TUNISIA	250	485	217	NETHERLANDS	311	8 752	4 016
LIBYA	1 774	1 945	819	ITALY	1 169	1 810	807
EGYPT	84	239	112	UNTD KINGDOM	926	28 659	12 649
JIBUTI	169	426	198	IRISH REP	21	557	259
REUNION	37	113	49	DENMARK	2 048	120 508	55 845
REP S AFRICA	127	318	143	GREECE	13	551	243
USA	682	1 558	681	ICELAND	12	178	78
CANADA	47	114	49	NORWAY	858	31 137	14 222
PANAMA	1 795	2 919	1 325	SWEDEN	580	29 794	13 851
FRENCH GUIAN	34	77	33	FINLAND	2 404	114 268	52 618
BRAZIL	282	294	131	SWITZERLAND	123	942	398
CHILE	340	547	251	AUSTRIA	43	134	61
PARAGUAY	54	165	73	PORTUGAL	216	177	76
ARGENTINA	114	289	121	SPAIN	106	591	262
CYPRUS	274	473	215	YUGOSLAVIA	23	346	161
IRAQ	390	475	222	TURKEY	221	466	206
IRAN	20 528	25 959	11 109	USSR	1 325	51 606	22 941
JORDAN	924	1 159	483	POLAND	1 011	28 568	12 886
SAUDI ARABIA	3 385	4 658	2 159	HUNGARY	1 984	1 660	724
KUWAIT	114	333	139	BULGARIA	121	1 426	622
ARAB EMIRAT	67	154	70	REP S AFRICA	4 412	59 671	26 401
NORTH YEMEN	2 536	3 090	1 451	USA	7 273	179 074	82 917
SOUTH YEMEN	106	132	58	CANADA	1 727	35 749	16 274
SINGAPORE	25	67	31	GREENLAND	13	91	40
SOUTH KOREA	53	147	69	MEXICO	34	921	426
JAPAN	95	202	87	COLOMBIA	1	79	40
AUSTRALIA	113	289	129	BRAZIL	290	2 828	1 252
211 HIDES,SKINS,UNDRESSED				BOLIVIA	14	98	42
IMPORTS	845 363	190 585	84 699	PARAGUAY	1 101	16 789	7 402
FRANCE	76 344	15 227	6 696	URUGUAY	219	2 217	983
BELGIUM LUX	70 576	15 104	6 671	ARGENTINA	54	661	281
NETHERLANDS	144 667	29 271	13 062	SYRIA	70	291	132
ITALY	65 421	4 446	1 959	AFGHANISTAN	1 571	18 583	8 479
UNTD KINGDOM	66 178	17 727	7 906	PAKISTAN	532	8 261	3 680
IRISH REP	12 566	2 617	1 184	INDIA	124	2 043	936
DENMARK	27 376	4 589	2 052	THAILAND	12	106	45
NORWAY	8 866	2 751	1 250	MONGOL P REP	144	1 249	564
SWEDEN	14 441	7 499	3 371	P REP CHINA	692	14 587	6 385
FINLAND	18 592	6 339	2 795	NORTH KOREA	377	1 825	808
SWITZERLAND	52 309	13 989	6 289	SOUTH KOREA	141	575	254
AUSTRIA	86 397	18 565	8 258	AUSTRALIA	1 459	26 533	11 185
SPAIN	859	725	310	NEW ZEALAND	467	7 122	3 225
USSR	15 439	394	176	EXPORTS	3 613	67 123	30 351
POLAND	43 895	1 129	512	FRANCE	1 192	9 927	4 504
CZECHOSLOVA	58 247	295	132	BELGIUM LUX	853	30 428	13 835
NIGERIA	391	469	204	NETHERLANDS	95	1 774	795
CENT AFR REP	210	386	168	ITALY	350	5 737	2 606
ETHIOPIA	401	1 237	538	UNTD KINGDOM	15	486	215
REP S AFRICA	9 710	10 288	4 589	DENMARK	120	3 810	1 746
USA	4 290	2 204	963	GREECE	39	1 342	629
CANADA	7 990	2 078	931	SWEDEN	6	76	33
PANAMA	206	96	42	SWITZERLAND	328	1 450	665
FRENCH GUIAN	130	239	105	AUSTRIA	55	953	421
PERU	84	128	54	SPAIN	243	3 365	1 497
BRAZIL	506	947	423	YUGOSLAVIA	35	694	298
CHILE	623	376	156	CZECHOSLOVA	34	153	63
BOLIVIA	125	292	129	USA	53	2 998	1 319
PARAGUAY	1 388	3 153	1 397	CANADA	11	250	111
URUGUAY	238	333	142	URUGUAY	83	2 247	964
ARGENTINA	4 832	1 392	600	SOUTH KOREA	68	105	44
IRAN	973	181	85	JAPAN	3	94	40
INDIA	18	456	197	HONG KONG	9	1 047	482
THAILAND	108	1 329	588	222 SEEDS FOR*SOFT*FIXED OIL			
INDONESIA	244	983	440	IMPORTS	44 619 611	3 383 265	1 506 060
SINGAPORE	33	591	267	FRANCE	4 288 626	450 722	203 157
P REP CHINA	2 153	5 737	2 556	BELGIUM LUX	7 903	817	342
NORTH KOREA	539	2 008	890	NETHERLANDS	196 291	20 616	9 058
HONG KONG	17	189	84	ITALY	1 938	319	135
AUSTRALIA	31 180	12 956	5 696	UNTD KINGDOM	4 191	638	267
NEW ZEALAND	2 577	1 394	633	DENMARK	2 183 333	225 457	100 103
EXPORTS	1 293 977	301 893	134 807	SWEDEN	819 489	54 254	24 755
FRANCE	110 249	20 400	9 115	SWITZERLAND	464	75	33
BELGIUM LUX	53 958	11 826	5 280	AUSTRIA	1 393	253	113
NETHERLANDS	188 464	35 872	15 924	YUGOSLAVIA	1 912	183	82
ITALY	585 170	159 688	71 315	TURKEY	827	300	134
UNTD KINGDOM	18 771	2 193	980	POLAND	2 070	141	64
IRISH REP	620	114	53	HUNGARY	228 969	23 717	10 647
DENMARK	6 002	1 537	696	ROMANIA	5 371	552	245
NORWAY	15 657	3 320	1 481	BULGARIA	77 334	8 018	3 594
SWEDEN	6 128	963	432	EGYPT	14 698	2 568	1 183
FINLAND	1 069	241	104	SUDAN	37 300	11 984	5 205
SWITZERLAND	42 394	9 253	4 151	CENT AFR REP	580	159	70
AUSTRIA	73 810	14 532	6 464	KENYA	8 484	1 070	474
PORTUGAL	5 351	1 251	563	TANZANIA	7 948	606	283
SPAIN	86 479	12 514	5 620	MALAWI	2 449	396	176
YUGOSLAVIA	40 439	12 133	5 479	REP S AFRICA	279 492	51 574	22 956
POLAND	317	116	49	BOTSWANA	2 171	434	182
CZECHOSLOVA	18 543	4 578	2 040	USA	33 659 136	2 274 181	1 013 827
HUNGARY	28 696	9 610	4 294	CANADA	1 076 565	78 214	33 721
BULGARIA	2 142	724	320	MEXICO	6 185	1 605	718
REP S AFRICA	233	77	33	GUATEMALA	6 950	1 680	743
USA	601	141	60				
JAPAN	281	220	94				

## 6 IMPORTS AND EXPORTS (SPECIAL TRADE) BY GROUPS OF THE SITC-REV. II AND BY COUNTRIES OF PRODUCTION AND CONSUMPTION 1981

GROUP COUNTRY	DT = 100 KG	1 000 DM	1 000 \$	GROUP COUNTRY	DT = 100 KG	1 000 DM	1 000 \$
REP HONDURAS	1 430	254	114	BELGIUM LUX	1 975	534	240
NICARAGUA	20 407	5 385	2 382	NETHERLANDS	4 988	1 256	561
BRAZIL	346 563	25 712	10 590	ITALY	7 084	2 610	1 173
PARAGUAY	131 969	12 565	5 383	UNTD KINGDOM	2 471	793	346
URUGUAY	605	76	33	IRISH REP	1 400	309	138
ARGENTINA	1 059 477	89 733	38 228	DENMARK	307	174	81
ISRAEL	12 449	4 196	1 927	SWITZERLAND	3 067	618	277
INDIA	8 967	2 468	1 081	AUSTRIA	1 162	356	164
SRI LANKA	435	91	42	YUGOSLAVIA	1 346	410	191
P REP CHINA	113 130	31 846	13 831	USSR	1 692	443	188
SOUTH KOREA	248	69	34	LIBERIA	11 109	3 268	1 543
EXPORTS	569 937	69 726	31 764	IVORY COAST	29 250	7 664	3 455
FRANCE	18 882	2 339	1 043	NIGERIA	3 290	744	321
BELGIUM LUX	3 077	752	338	CAMEROON	6 460	1 649	705
NETHERLANDS	117 724	12 527	5 410	ZAIRE	45 877	12 004	5 416
ITALY	40 217	6 118	2 591	USA	858	170	75
UNTD KINGDOM	346 609	39 269	18 533	ISRAEL	500	78	33
IRISH REP	314	115	48	SRI LANKA	66 547	17 640	7 882
DENMARK	15 304	1 850	848	THAILAND	80 941	22 404	10 047
NORWAY	2 206	384	173	VIETNAM	15 433	3 890	1 800
SWEDEN	6 351	1 442	650	INDONESIA	211 992	47 638	21 287
FINLAND	207	70	30	PALAYSIA	1 004 296	270 291	120 835
SWITZERLAND	4 297	895	393	SINGAPORE	312 415	92 777	41 581
AUSTRIA	9 265	1 784	774	PHILIPPINES	1 735	481	228
USSR	814	181	84	EXPORTS	24 687	7 274	3 268
POLAND	461	144	59	FRANCE	2 347	779	356
CZECHOSLOVA	21	89	36	BELGIUM LUX	2 929	783	353
BULGARIA	50	185	82	NETHERLANDS	2 145	576	271
USA	3 050	1 370	578	ITALY	2 539	686	303
223 SEEDS FOR OTH FIXED OILS				UNTD KINGDOM	512	143	66
IMPORTS	3 314 756	292 709	129 382	DENMARK	1 299	417	183
FRANCE	29 681	3 132	1 386	GREECE	281	151	67
BELGIUM LUX	96 676	8 995	3 996	FINLAND	723	203	86
NETHERLANDS	71 185	9 634	4 248	SWITZERLAND	2 442	722	332
UNTD KINGDOM	5 653	643	289	AUSTRIA	5 476	1 581	717
DENMARK	10 072	1 101	488	SPAIN	1 705	408	176
SWEDEN	6 095	428	201	HUNGARY	748	222	98
AUSTRIA	821	477	212	COLOMBIA	530	270	116
YUGOSLAVIA	6 099	961	442	233 RUBBER,SYNTHTIC,RECLAIMED			
TURKEY	17 475	3 088	1 381	IMPORTS	2 493 423	696 172	308 721
USSR	6 061	659	296	FRANCE	731 124	202 084	89 660
POLAND	2 188	311	148	BELGIUM LUX	145 824	48 700	21 551
CZECHOSLOVA	1 988	614	274	NETHERLANDS	530 589	133 163	59 105
HUNGARY	73 463	6 144	2 727	ITALY	220 083	56 881	25 295
ROMANIA	18 012	1 902	868	UNTD KINGDOM	195 803	56 050	24 813
SUDAN	19 709	2 304	1 055	IRISH REP	1 082	170	76
TOGO	1 483	140	63	DENMARK	7 318	455	202
ETHIOPIA	5 766	669	295	SWEDEN	5 635	1 127	513
KENYA	16 974	1 948	848	SWITZERLAND	38 541	4 968	2 134
TANZANIA	2 121	244	106	AUSTRIA	18 872	2 897	1 267
MADAGASCAR	3 181	363	156	SPAIN	18 240	4 384	1 911
USA	4 987	741	332	YUGOSLAVIA	4 353	183	80
CANADA	1 936 542	154 995	68 527	USSR	72 668	15 625	6 909
PARAGUAY	64 398	7 367	3 243	POLAND	61 677	11 004	4 909
ARGENTINA	510	80	34	CZECHOSLOVA	32 902	3 339	1 485
ISRAEL	5 824	663	301	HUNGARY	1 740	248	110
AFGHANISTAN	1 268	171	78	ROMANIA	31 943	6 930	3 048
PAKISTAN	9 824	1 673	740	BULGARIA	1 473	189	88
INDIA	7 293	1 950	875	USA	241 023	108 004	47 762
SRI LANKA	5 411	551	255	CANADA	12 965	5 372	2 429
INDONESIA	24 892	1 687	757	BRAZIL	4 890	1 105	482
PHILIPPINES	189 172	16 089	7 006	ARGENTINA	3 283	708	317
P REP CHINA	59 479	6 552	2 939	MALAYSIA	2 203	570	253
AUSTRALIA	2 290	388	170	SINGAPORE	672	176	83
PAPUA NEW G	219 125	20 410	9 127	JAPAN	97 931	29 709	13 309
NEW ZEALAND	875	182	80	EXPORTS	3 060 628	734 914	326 396
VANUATU	291 541	25 781	11 153	FRANCE	368 081	84 583	37 758
TONGA	4 978	392	176	BELGIUM LUX	384 024	68 317	30 194
WEST SAMOA	89 076	8 900	3 944	NETHERLANDS	222 969	29 824	13 343
EXPORTS	114 814	15 127	6 718	ITALY	288 674	76 058	33 999
FRANCE	1 918	279	121	UNTD KINGDOM	94 939	32 627	14 530
BELGIUM LUX	5 094	607	267	IRISH REP	3 670	987	443
NETHERLANDS	14 277	1 900	841	DENMARK	33 363	9 269	4 103
ITALY	4 807	594	266	GREECE	24 852	7 815	3 450
UNTD KINGDOM	278	106	47	NORWAY	10 739	2 739	1 201
DENMARK	33 396	4 281	1 898	SWEDEN	37 855	12 008	5 340
GREECE	541	74	31	FINLAND	39 812	8 547	3 815
NORWAY	1 447	266	116	SWITZERLAND	134 994	23 617	10 501
SWEDEN	10 450	1 508	669	AUSTRIA	262 597	38 517	17 155
FINLAND	4 292	524	234	PORTUGAL	68 322	17 013	7 564
SWITZERLAND	4 250	829	366	SPAIN	85 001	20 218	9 003
AUSTRIA	9 237	1 668	736	MALTA	1 437	605	268
SPAIN	9 726	512	241	YUGOSLAVIA	140 873	41 364	18 524
YUGOSLAVIA	1 563	268	121	TURKEY	34 474	7 878	3 479
CZECHOSLOVA	648	77	33	USSR	32 007	17 897	7 943
HUNGARY	1 376	159	74	POLAND	6 856	1 914	895
ALGERIA	364	79	36	CZECHOSLOVA	73 787	23 810	10 491
GHANA	4 047	346	147	HUNGARY	30 985	9 248	4 115
USA	1 418	256	116	ROMANIA	24 078	6 493	2 924
BRAZIL	719	83	36	BULGARIA	27 283	7 452	3 235
ARGENTINA	2 415	280	127	MOROCCO	8 187	1 799	807
232 NATURAL RUBBER,GUMS				ALGERIA	14 363	3 161	1 414
IMPORTS	1 834 026	493 514	220 888	TUNISIA	4 008	1 377	601
FRANCE	17 265	5 154	2 249	LIBYA	581	70	31
				EGYPT	621	181	80
				SUDAN	1 194	306	132
				SENEGAL	656	198	90

## 6 IMPCRTS AND EXPORTS (SPECIAL TRADE) BY GROUPS OF THE SITC-REV. II AND BY COUNTRIES OF PRODUCTION AND CONSUMPTION 1981

GROUP COUNTRY	DT = 100 KG	1 000 DM	1 000 \$	GROUP COUNTRY	DT = 100 KG	1 000 DM	1 000 \$
IVORY COAST	1 299	368	169	NETHERLANDS	10 710	846	375
NIGERIA	5 393	2 099	925	ITALY	1 315	333	149
CAMEROON	353	90	40	UNTD KINGDOM	1 335	266	117
ANGOLA	600	152	72	DENMARK	3 884	340	155
ETHIOPIA	6 038	1 321	564	SWEDEN	749	155	70
KENYA	14 067	3 826	1 605	SWITZERLAND	15 678	1 044	464
TANZANIA	5 540	1 843	844	AUSTRIA	14 057	529	237
MOZAMBIQUE	7 326	1 765	827	TURKEY	187	69	30
ZAMBIA	338	150	73	POLAND	21	85	42
ZIMBABWE	2 432	774	334	VENEZUELA	298	76	34
REP S AFRICA	89 444	28 172	12 305	BRAZIL	621	222	96
USA	31 897	6 247	2 748	JAPAN	680	214	96
CANADA	5 268	1 236	538				
MEXICO	12 238	5 041	2 264	246 PULPWOOD, CHIPS, WOODWASTE			
GUATEMALA	4 007	1 339	597				
REP HONDURAS	4 053	1 226	537	IMPORTS	12 278 049	116 705	51 732
EL SALVADOR	1 925	687	303				
NICARAGUA	830	388	173	FRANCE	2 155 361	21 592	9 613
COSTA RICA	470	174	75	BELGIUM LUX	308 823	2 614	1 152
PANAMA	153	86	36	NETHERLANDS	839 533	8 679	3 852
CUBA	2 330	484	215	UNTD KINGDOM	12 237	120	53
DOMINIC REP	1 380	372	163	DENMARK	173 822	2 279	1 013
JAMAICA	937	415	188	SWEDEN	4 497	195	88
COLOMBIA	19 517	5 391	2 410	SWITZERLAND	70 092	1 023	453
VENEZUELA	37 046	11 261	4 901	AUSTRIA	396 179	3 165	1 387
ECUADOR	16 375	4 475	2 044	PORTUGAL	89 669	1 604	702
PERU	1 893	756	341	SPAIN	235 895	3 800	1 655
BRAZIL	27 690	12 715	5 633	USSR	95 777	1 258	627
CHILE	10 110	3 057	1 350	POLAND	746 915	7 715	3 359
BOLIVIA	673	218	100	CZECHOSLOVA	6 766 206	56 453	24 988
URUGUAY	6 486	2 105	913	HUNGARY	103 628	1 271	534
ARGENTINA	29 869	9 645	4 284	ROMANIA	273 272	4 607	2 107
CYPRUS	391	196	80	USA	1 485	146	65
LEBANON	1 037	171	76				
SYRIA	13 320	3 370	1 460	EXPORTS	14 832 665	173 907	76 758
IRAQ	6 781	1 460	656				
IRAN	31 822	11 370	4 951	FRANCE	1 047 508	13 801	6 076
ISRAEL	22 468	6 036	2 624	BELGIUM LUX	1 637 747	22 990	10 132
JORDAN	2 710	641	285	NETHERLANDS	1 345 911	16 060	7 127
SAUDI ARABIA	3 600	555	245	ITALY	278 798	5 393	2 364
KUWAIT	355	203	91	UNTD KINGDOM	2 341	107	51
SOUTH YEMEN	328	109	50	DENMARK	30 567	230	106
AFGHANISTAN	1 818	128	55	SWEDEN	4 495 453	45 350	19 979
PAKISTAN	27 128	4 925	2 224	FINLAND	77 245	885	382
INDIA	37 865	10 635	4 755	SWITZERLAND	3 188 770	37 314	16 555
BANGLADESH	611	111	49	AUSTRIA	2 426 272	25 449	11 225
SRI LANKA	790	317	141	YUGOSLAVIA	22 110	573	265
THAILAND	8 194	2 481	1 105	ROMANIA	276 221	5 602	2 427
INDONESIA	6 338	2 133	930				
MALAYSIA	6 745	2 044	910	247 OTH WOOD ROUGH, SQUARED			
SINGAPORE	1 338	457	201				
PHILIPPINES	8 332	2 200	963	IMPORTS	12 487 959	594 115	264 879
P REP CHINA	1 089	264	114				
NORTH KOREA	11 942	2 447	1 098	FRANCE	1 433 374	52 027	23 374
SOUTH KOREA	7 663	2 709	1 182	BELGIUM LUX	2 312 789	65 831	28 944
JAPAN	28 740	10 243	4 543	NETHERLANDS	224 704	4 452	1 967
TAIWAN	7 509	2 336	1 026	ITALY	958	88	39
HONG KONG	3 443	1 028	458	UNTD KINGDOM	96 527	2 842	1 236
AUSTRALIA	3 856	1 464	639	IRISH REP	3 575	410	173
NEW ZEALAND	2 416	753	325	DENMARK	269 173	5 946	2 655
				NORWAY	30 894	939	422
244 CORK RAW AND WASTE				SWEDEN	94 651	3 377	1 496
				FINLAND	261 787	8 855	3 860
IMPORTS	59 258	11 810	5 278	SWITZERLAND	71 522	3 176	1 393
				AUSTRIA	127 483	4 107	1 833
FRANCE	3 664	129	59	PORTUGAL	9 448	317	140
NETHERLANDS	1 100	631	292	SPAIN	18 562	215	99
SWITZERLAND	832	107	49	YUGOSLAVIA	10 715	402	175
PORTUGAL	45 675	6 731	3 017	USSR	42 922	1 355	612
SPAIN	5 235	508	224	POLAND	425 851	8 095	3 486
SOUTH KOREA	2 543	3 295	1 453	CZECHOSLOVA	1 728 040	37 362	16 505
JAPAN	101	338	152	HUNGARY	8 557	230	103
EXPORTS	1 193	794	351	REP GUINEA	11 450	661	294
				LIBERIA	618 734	45 023	19 863
FRANCE	179	176	79	IVORY COAST	1 329 465	77 036	34 478
ITALY	57	94	41	GHANA	293 328	16 305	7 250
AUSTRIA	217	100	45	NIGERIA	868	246	107
SAUDI ARABIA	60	69	31	CAMEROON	725 999	41 422	18 408
				CENT AFR REP	8 940	701	309
245 FUEL WOOD NES, CHARCOAL				EQUAT GUINEA	28 762	1 626	728
				GABON	454 289	27 868	12 460
IMPORTS	598 022	35 249	15 575	CONGO	450 513	30 735	13 775
				ZAIRE	180 401	12 412	5 523
FRANCE	89 703	2 514	1 103	ANGOLA	763	74	35
NETHERLANDS	29 940	2 460	1 080	MOZAMBIQUE	11 200	1 538	669
ITALY	1 722	89	38	USA	947 533	114 217	51 593
DENMARK	12 019	138	60	CANADA	21 483	1 658	730
AUSTRIA	2 671	80	34	GUATEMALA	1 308	151	75
PORTUGAL	14 055	1 039	449	BELIZE	2 506	327	140
SPAIN	186 152	11 364	5 038	GUYANA	2 171	121	53
YUGOSLAVIA	15 931	1 411	628	SURINAM	30 520	1 177	507
CZECHOSLOVA	45 450	2 650	1 174	BRAZIL	1 513	148	68
HUNGARY	24 594	1 691	740	CHILE	6 530	595	261
ROMANIA	3 378	521	224	SRI LANKA	595	193	86
REP S AFRICA	56 844	4 531	1 988	BURMA	40 411	7 490	3 380
SWAZILAND	1 581	105	50	INDONESIA	60 419	3 049	1 433
USA	38 760	3 702	1 659	MALAYSIA	14 829	1 340	603
MEXICO	12 705	882	395	SINGAPORE	4 340	344	152
EXPORTS	76 599	6 053	2 700	PHILIPPINES	20 291	1 284	573
				P REP CHINA	3 311	359	148
FRANCE	3 211	537	243	SOUTH KOREA	9 106	491	219
BELGIUM LUX	22 551	849	378	JAPAN	14 989	4 358	1 947
				AUSTRALIA	1 462	117	51
				SOLOMON IS	15 673	760	337

## 6 IMPORTS AND EXPORTS (SPECIAL TRADE) BY GROUPS OF THE SITC-REV. II AND BY COUNTRIES OF PRODUCTION AND CONSUMPTION 1981

GROUP COUNTRY	DT = 100 KG	1 000 DM	1 000 \$	GROUP COUNTRY	DT = 100 KG	1 000 DM	1 000 \$
EXPORTS	7 687 580	199 932	88 555	SWITZERLAND	782 445	71 238	31 485
FRANCE	535 305	14 291	6 328	AUSTRIA	646 205	57 520	25 561
BELGIUM LUX	122 250	5 436	2 416	PORTUGAL		94	128
NETHERLANDS	855 011	11 406	5 071	SPAIN	1 159 033	52 389	23 291
ITALY	2 673 192	66 662	29 556	MALTA		3 613	316
UNTD KINGDOM	22 904	1 583	700	YUGOSLAVIA	2 941	632	266
DENMARK	80 076	2 021	898	USSR	1 968	1 175	513
SWEDEN	55 414	967	433	POLAND	144	64	31
FINLAND	854	71	31	CZECHOSLOVIA	7 624	977	434
SWITZERLAND	524 789	14 701	6 510	HUNGARY	4 559	259	119
AUSTRIA	2 503 265	62 323	27 555	ROMANIA	633	123	59
PORTUGAL	424	140	61	MOROCCO	12 142	772	331
SPAIN	28 910	1 191	537	ALGERIA	5 200	467	215
YUGOSLAVIA	7 413	459	188	LIBYA	4 299	326	143
TURKEY	8 997	836	374	EGYPT	17 072	1 303	589
CZECHOSLOVIA	107 181	9 056	3 983	SUDAN	2 070	198	85
HUNGARY	109 389	3 151	1 427	NIGERIA	2 031	244	111
ROMANIA	1 151	239	106	REP S AFRICA	1 894	178	79
LIBYA	7 695	736	318	USA	1 953	1 404	631
NIGERIA	10 012	2 094	915	IRAQ	19 847	2 282	999
SYRIA	1 423	96	40	ISRAEL	5 538	457	201
IRAQ	8 273	638	284	SAUDI ARABIA	49 881	4 313	1 867
IRAN	4 022	362	163	KUWAIT	1 787	286	126
ISRAEL	4 804	359	158	INDIA	1 372	139	63
SAUDI ARABIA	2 238	140	61	JAPAN	2 348	2 326	1 039
JAPAN	7 084	676	300	AUSTRALIA	304	68	30

## 248 WOOD SHAPED

IMPORTS	26 630 278	2 125 045	942 154
FRANCE	1 060 208	90 889	40 331
BELGIUM LUX	185 959	17 263	7 650
NETHERLANDS	235 497	25 397	11 259
ITALY	17 373	2 570	1 157
UNTD KINGDOM	3 471	513	229
DENMARK	498 424	31 488	13 846
GREECE	417	168	72
NORWAY	384 541	31 440	14 060
SWEDEN	4 179 378	362 412	160 847
FINLAND	3 605 560	295 127	130 877
SWITZERLAND	37 813	3 524	1 572
AUSTRIA	3 141 794	196 984	87 116
PORTUGAL	1 295 245	37 167	16 450
SPAIN	5 387	351	161
YUGOSLAVIA	34 737	3 730	1 677
TURKEY	1 513	259	113
USSR	2 971 304	201 868	88 486
POLAND	762 257	37 183	16 530
CZECHOSLOVIA	1 739 768	63 993	28 357
HUNGARY	133 017	7 630	3 402
ROMANIA	419 961	26 696	11 672
LIBERIA	58 352	5 939	2 688
IVORY COAST	118 054	12 766	5 655
GHANA	122 493	14 772	6 524
CAMEROON	64 748	5 117	2 260
CENT AFR REP	719	100	42
GABON	1 732	171	76
CONGO	35 121	4 236	1 905
ZAIRE	80 140	8 934	3 935
TANZANIA	1 092	162	74
MOZAMBIQUE	13 576	2 036	897
REP S AFRICA	15 112	743	345
USA	1 299 964	201 876	89 176
CANADA	980 665	95 820	42 944
MEXICO	300	354	146
REP HONDURAS	15 019	2 500	1 126
COSTA RICA	488	150	66
ECUADOR	3 954	3 242	1 442
PERU	6 822	1 231	566
BRAZIL	201 420	30 444	13 714
CHILE	285 604	16 750	7 458
BOLIVIA	7 810	1 137	520
ARGENTINA	755	112	48
INDIA	1 689	911	405
SRI LANKA	516	338	149
BURMA	4 713	1 014	450
INDONESIA	84 704	10 214	4 568
MALAYSIA	2 002 881	212 219	94 611
BRUNEI	3 925	325	143
SINGAPORE	340 166	36 790	16 480
PHILIPPINES	113 178	12 297	5 357
JAPAN	10 978	2 404	1 052
TAIWAN	695	153	67
HONG KONG	964	85	36
AUSTRALIA	10 544	1 140	510
NEW ZEALAND	21 199	1 123	501
FIJI	3 445	401	179

EXPORTS	5 865 557	398 093	176 512
FRANCE	347 704	31 151	13 791
BELGIUM LUX	483 229	27 751	12 251
NETHERLANDS	975 170	49 997	22 240
ITALY	826 541	46 067	20 538
UNTD KINGDOM	298 751	24 313	10 689
IRISH REP	5 314	785	342
DENMARK	96 802	8 168	3 648
GREECE	6 977	714	294
ICELAND	640	117	52
NORWAY	24 769	2 452	1 085
SWEDEN	29 118	2 579	1 133
FINLAND	29 605	3 754	1 695

## 251 PULP AND WASTE PAPER

IMPORTS	28 993 236	3 055 511	1 349 369
FRANCE	758 208	61 491	27 200
BELGIUM LUX	735 248	44 594	19 758
NETHERLANDS	1 912 117	66 902	29 589
ITALY	39 811	4 452	1 978
UNTD KINGDOM	268 931	12 398	5 485
IRISH REP	574	163	73
DENMARK	203 061	11 119	4 919
NORWAY	967 920	95 955	42 406
SWEDEN	6 277 552	725 918	321 349
FINLAND	3 415 065	387 553	170 727
SWITZERLAND	118 607	9 446	4 156
AUSTRIA	279 070	26 801	12 026
PORTUGAL	639 983	71 711	31 540
SPAIN	539 686	53 905	23 750
YUGOSLAVIA	44 025	4 905	2 170
USSR	899 117	66 168	29 214
CZECHOSLOVIA	52 274	2 808	1 225
ROMANIA	17 083	1 609	688
BULGARIA	11 076	983	427
MOROCCO	38 291	4 290	1 960
TUNISIA	27 297	3 456	1 507
CAMEROON	53 620	5 177	2 142
REP S AFRICA	5 191	723	317
USA	4 438 447	576 258	253 822
CANADA	5 662 225	632 775	280 299
MEXICO	2 629	460	211
CUBA	14 378	457	201
BRAZIL	1 175 270	134 788	59 021
CHILE	365 667	43 799	19 212
PHILIPPINES	8 338	4 252	1 909
EXPORTS	7 177 037	246 608	109 802
FRANCE	1 062 689	51 429	22 842
BELGIUM LUX	239 558	25 613	11 390
NETHERLANDS	1 687 661	42 867	19 014
ITALY	1 062 615	40 935	18 325
UNTD KINGDOM	58 199	3 376	1 503
IRISH REP	211	70	30
DENMARK	178 542	3 379	1 498
GREECE	562	91	40
NORWAY	18 575	302	130
SWEDEN	589 377	10 986	4 942
FINLAND	1 188	103	47
SWITZERLAND	562 459	14 807	6 551
AUSTRIA	1 576 899	40 291	17 987
SPAIN	5 288	998	438
MALTA	7 996	225	98
YUGOSLAVIA	68 957	3 289	1 483
TURKEY	1 900	404	183
POLAND	3 336	452	204
CZECHOSLOVIA	7 992	643	300
ROMANIA	2 000	299	143
BULGARIA	5 950	463	216
ALGERIA	2 980	519	226
EGYPT	453	85	37
REP S AFRICA	1 628	348	152
MEXICO	3 962	818	361
COLOMBIA	500	95	38
VENEZUELA	634	84	39
IRAQ	1 350	187	83
IRAN	11 771	1 632	702
INDIA	1 185	263	112
PHILIPPINES	497	102	46
JAPAN	1 545	302	137
TAIWAN	2 560	587	260
AUSTRALIA	566	112	49

## 261 SILK

IMPORTS	5 082	10 042	4 455
FRANCE	70	264	123



## 6 IMPORTS AND EXPORTS (SPECIAL TRADE) BY GROUPS OF THE SITC-REV. II AND BY COUNTRIES OF PRODUCTION AND CONSUMPTION 1981

GROUP COUNTRY	DT = 100 KG	1 000 DM	1 000 \$	GROUP COUNTRY	DT = 100 KG	1 000 DM	1 000 \$
ITALY	75	91	40	HONG KONG	502	158	66
UNITED KINGDOM	48	155	70	264 JUTE, OTH TEX BAST FIBRES			
SWITZERLAND	99	1 943	870	IMPORTS	124 642	9 796	4 423
USSR	1 882	1 221	560	BELGIUM LUX	9 850	521	236
USA	585	506	222	NETHERLANDS	13 437	1 065	472
BRAZIL	43	286	129	HUNGARY	3 750	155	68
P. REP. CHINA	1 696	4 807	2 101	INDIA	5 884	474	210
JAPAN	574	735	326	BANGLADESH	65 473	5 497	2 495
EXPORTS	2 639	3 256	1 447	NEPAL	6 181	497	224
FRANCE	320	442	195	BURMA	5 256	334	158
BELGIUM LUX	55	67	30	P. REP. CHINA	12 835	1 143	509
ITALY	193	507	217	EXPORTS	7 210	489	218
UNITED KINGDOM	91	114	49	BELGIUM LUX	4 335	322	141
SWITZERLAND	288	822	366	NETHERLANDS	740	75	37
JAPAN	1 625	1 163	529				
263 COTTON				265 VEG FIBRE, EXCL COTN JUTE			
IMPORTS	2 491 900	734 972	329 823	IMPORTS	184 984	23 251	10 369
FRANCE	52 380	5 379	2 400	FRANCE	5 972	848	387
BELGIUM LUX	17 333	1 205	540	BELGIUM LUX	24 147	6 064	2 724
NETHERLANDS	27 160	2 914	1 288	NETHERLANDS	5 115	348	153
ITALY	11 783	1 105	495	ITALY	2 186	1 287	573
UNITED KINGDOM	13 358	3 614	1 614	UNITED KINGDOM	2 233	110	51
DENMARK	1 723	185	80	YUGOSLAVIA	911	187	87
GREECE	37 247	7 899	3 476	USSR	513	67	33
SWEDEN	2 704	76	33	MOROCCO	1 114	76	35
FINLAND	1 204	182	81	KENYA	1 236	209	92
SWITZERLAND	31 762	5 620	2 505	TANZANIA	3 400	554	242
AUSTRIA	8 815	1 053	474	MOZAMBIQUE	1 264	213	89
SPAIN	15 498	5 701	2 411	MADAGASCAR	6 160	1 008	435
TURKEY	353 962	76 412	34 527	ECUADOR	1 810	559	247
USSR	475 782	178 394	79 820	BRAZIL	470	79	36
CZECHOSLOVAKIA	14 034	1 133	500	SRI LANKA	124 645	10 589	4 724
HUNGARY	4 049	530	228	THAILAND	1 814	169	74
ROMANIA	854	251	112	PHILIPPINES	1 020	200	88
EGYPT	96 360	46 712	20 685	P. REP. CHINA	1 574	468	202
SUDAN	28 591	14 139	6 251	EXPORTS	4 372	864	387
MALI	51 672	20 691	9 174	BELGIUM LUX	825	98	44
UPPER VOLTA	30 808	12 359	5 421	NETHERLANDS	586	102	44
CHAD	91 958	34 806	15 525	ITALY	251	84	36
IVORY COAST	10 174	4 185	1 849	SWITZERLAND	220	140	66
TOGO	3 106	1 225	560	AUSTRIA	951	204	93
CAMEROON	23 062	9 244	4 033	266 SYNTHETIC FIBRE TO SPIN			
CENT. AFR. REP.	25 568	9 890	4 154	IMPORTS	867 456	347 248	154 660
ETHIOPIA	14 516	6 897	3 095	FRANCE	126 642	59 818	26 750
KENYA	2 941	1 571	681	BELGIUM LUX	48 655	22 996	10 279
UGANDA	7 539	3 917	1 759	NETHERLANDS	89 504	35 517	15 836
TANZANIA	6 775	3 357	1 530	ITALY	203 616	73 754	32 722
ZIMBABWE	117 168	56 446	25 724	UNITED KINGDOM	89 646	32 708	14 576
REP. S. AFRICA	31 298	2 117	973	IRISH REP.	39 345	13 288	5 862
USA	363 872	80 736	37 072	DENMARK	12 507	3 940	1 756
CANADA	2 525	304	138	GREECE	4 986	1 727	741
MEXICO	18 739	7 797	3 553	SWEDEN	268	82	36
GUATEMALA	125 308	30 037	13 678	SWITZERLAND	100 273	42 084	18 765
EL SALVADOR	3 650	774	345	AUSTRIA	64 095	21 920	9 862
NICARAGUA	34 250	10 629	4 842	SPAIN	11 840	4 812	2 120
PANAMA	225	88	39	YUGOSLAVIA	494	189	83
COLOMBIA	50 886	21 981	9 875	TURKEY	11 927	3 677	1 584
PERU	20 770	9 639	4 320	CZECHOSLOVAKIA	3 392	796	342
BRAZIL	14 869	5 201	2 242	HUNGARY	1 218	340	142
PARAGUAY	65 172	25 437	11 124	ROMANIA	25 698	8 145	3 680
URUGUAY	1 000	359	159	BULGARIA	3 923	843	382
ARGENTINA	82 189	5 694	2 566	EGYPT	303	81	36
SYRIA	15 207	1 103	484	USA	22 657	16 009	7 071
IRAN	1 437	675	320	JAPAN	6 106	4 379	1 977
ISRAEL	26 240	4 455	1 992	EXPORTS	3 270 485	1 306 723	579 542
SOUTH YEMEN	718	407	187	FRANCE	387 579	157 932	70 495
PAKISTAN	322	81	38	BELGIUM LUX	297 566	134 513	60 008
INDIA	16 928	5 532	2 708	NETHERLANDS	130 855	50 344	22 382
THAILAND	21 439	2 416	1 068	ITALY	519 904	187 735	83 410
JAPAN	7 247	1 333	587	UNITED KINGDOM	156 491	62 566	27 777
HONG KONG	5 578	927	413	IRISH REP.	17 822	7 959	3 515
EXPORTS	596 413	132 709	58 825	DENMARK	5 233	5 499	2 427
FRANCE	184 404	37 195	16 524	GREECE	138 729	58 037	25 758
BELGIUM LUX	25 383	5 682	2 476	NORWAY	17 123	6 909	3 079
NETHERLANDS	72 010	13 662	6 062	SWEDEN	23 747	10 606	4 733
ITALY	115 475	31 782	14 057	FINLAND	36 217	13 207	5 844
UNITED KINGDOM	33 168	4 390	1 934	SWITZERLAND	51 238	24 742	11 103
IRISH REP.	1 392	311	138	AUSTRIA	81 109	32 136	14 268
DENMARK	2 984	737	324	PORTUGAL	26 944	9 789	4 314
NORWAY	4 359	1 017	440	SPAIN	199 440	76 543	34 013
SWEDEN	22 629	4 815	2 162	YUGOSLAVIA	78 397	29 927	13 251
FINLAND	3 859	811	371	TURKEY	19 712	6 968	3 104
SWITZERLAND	51 188	8 697	3 895	USSR	86 977	44 893	19 507
AUSTRIA	25 445	9 723	4 320	POLAND	37 732	13 276	5 759
PORTUGAL	1 212	268	124	CZECHOSLOVAKIA	21 550	9 450	4 218
SPAIN	3 922	801	361	HUNGARY	68 344	25 461	11 260
YUGOSLAVIA	12 106	2 563	1 134	MOROCCO	34 848	12 638	5 644
POLAND	8 113	2 545	1 145	ALGERIA	7 149	2 883	1 274
CZECHOSLOVAKIA	7 656	2 183	942	TUNISIA	3 654	1 939	861
HUNGARY	7 872	2 213	959	LIBYA	2 019	1 338	593
MOROCCO	691	209	89				
LIBERIA	1 067	84	37				
NIGERIA	290	179	76				
CONGO	176	94	45				
ARGENTINA	926	333	149				
ISRAEL	7 541	1 721	755				
THAILAND	1 000	212	98				

6 IMPORTS AND EXPORTS (SPECIAL TRADE) BY GROUPS OF THE SITC-REV. II AND BY COUNTRIES OF PRODUCTION AND CONSUMPTION 1981

GROUP COUNTRY	DT = 100 KG	1 000 DM	1 000 \$	GROUP COUNTRY	DT = 100 KG	1 000 DM	1 000 \$
EGYPT	32 071	16 726	7 189	SYRIA	233	126	62
SUDAN	842	226	107	ISRAEL	2 068	1 096	526
IVORY COAST	475	146	65	SOUTH YEMEN	957	687	309
GHANA	4 079	1 966	910	PAKISTAN	8 345	2 279	1 023
NIGERIA	3 258	1 129	520	INDIA	1 149	451	198
ANGOLA	495	277	114				
ETHIOPIA	3 307	1 434	646	268 WOOL(EXC TOPS),ANML HAIR			
KENYA	16 296	7 362	3 256				
MADAGASCAR	2 749	1 025	454	IMPORTS	857 824	812 403	361 553
ZIMBABWE	417	205	91				
REP S AFRICA	16 103	7 012	3 107	FRANCE	75 340	72 415	32 343
USA	97 546	44 442	19 765	BELGIUM LUX	56 346	59 333	26 473
CANADA	10 309	5 385	2 405	NETHERLANDS	20 460	9 271	4 165
MEXICO	2 995	1 853	828	ITALY	12 920	14 681	6 551
COLOMBIA	1 609	598	260	UNTD KINGDOM	21 576	23 440	10 484
VENEZUELA	1 133	600	261	IRISH REP	300	281	122
ECUADOR	5 965	2 744	1 185	DENMARK	1 730	1 616	705
PERU	2 713	1 448	604	GREECE	1 620	1 082	479
BRAZIL	10 332	5 647	2 479	ICELAND	1 414	853	385
CHILE	22 949	9 799	4 425	NORWAY	1 437	862	379
BOLIVIA	11 582	6 730	2 986	SWEDEN	2 464	1 838	821
URUGUAY	2 752	1 398	627	FINLAND	200	111	53
ARGENTINA	6 848	3 235	1 433	SWITZERLAND	4 618	6 340	2 826
LEBANON	3 546	1 403	634	AUSTRIA	2 192	796	354
SYRIA	3 555	1 025	479	PORTUGAL	602	781	351
IRAQ	9 842	4 229	1 831	SPAIN	10 866	5 918	2 644
IRAN	151 762	69 191	29 794	YUGOSLAVIA	130	488	221
ISRAEL	20 865	7 879	3 520	CZECHOSLOVA	1 137	366	169
NORTH YEMEN	3 475	1 127	515	HUNGARY	1 689	1 031	466
PAKISTAN	11 693	4 515	2 002	ROMANIA	1 854	358	164
INDIA	1 686	771	335	BULGARIA	604	238	105
THAILAND	2 230	1 007	441	KENYA	765	546	247
PHILIPPINES	1 999	665	284	REP S AFRICA	91 051	92 812	41 926
P REP CHINA	294 338	86 401	38 532	USA	5 499	3 893	1 749
NORTH KOREA	4 458	1 373	643	CANADA	3	87	39
JAPAN	4 980	2 706	1 202	PERU	8 560	17 869	7 947
TAIWAN	24 773	10 074	4 507	BRAZIL	5 124	2 656	1 177
HONG KONG	1 248	484	210	CHILE	59 794	44 697	19 487
AUSTRALIA	11 530	4 640	2 044	BOLIVIA	30	107	45
NEW ZEALAND	949	359	169	PARAGUAY	1 383	1 403	611
				URUGUAY	12 353	8 570	3 854
				ARGENTINA	66 570	51 661	22 854
				SYRIA	252	112	51
				IRAN	74	623	267
				AFGHANISTAN	234	76	36
				PAKISTAN	957	306	138
				INDIA	93	93	41
				MONGOL P REP	949	659	297
				P REP CHINA	12 780	34 697	15 430
				SOUTH KOREA	136	441	192
				JAPAN	39	681	302
				HONG KONG	63	729	307
				AUSTRALIA	265 725	263 286	116 792
				NEW ZEALAND	104 911	83 892	37 315
				EXPORTS	169 984	140 013	62 461
				FRANCE	10 503	8 440	3 767
				BELGIUM LUX	31 352	15 335	6 754
				NETHERLANDS	7 101	4 372	1 954
				ITALY	35 967	32 205	14 404
				UNTD KINGDOM	3 415	1 765	780
				IRISH REP	540	988	438
				DENMARK	11 940	8 177	3 661
				GREECE	1 862	1 479	657
				ICELAND	2 467	2 309	1 068
				NORWAY	3 353	2 998	1 325
				SWEDEN	5 293	4 642	2 076
				FINLAND	3 210	3 015	1 358
				SWITZERLAND	7 468	9 163	4 055
				AUSTRIA	20 787	18 620	8 387
				PORTUGAL	5 437	2 974	1 366
				SPAIN	491	1 311	560
				YUGOSLAVIA	2 740	2 434	1 104
				TURKEY	3 516	2 493	1 051
				POLAND	970	548	239
				CZECHOSLOVA	2 478	1 945	858
				HUNGARY	466	831	367
				MOROCCO	2 905	2 974	1 354
				USA	1 536	3 377	1 491
				CANADA	428	2 849	1 249
				CHILE	40	225	95
				ISRAEL	282	262	127
				P REP CHINA	96	80	35
				JAPAN	3 251	3 967	1 781
				269 WASTE OF TEXTILE FABRICS			
				IMPORTS	326 355	22 541	10 036
				FRANCE	20 981	1 527	685
				BELGIUM LUX	42 966	2 333	1 030
				NETHERLANDS	136 989	7 266	3 227
				ITALY	16 704	2 211	986
				UNTD KINGDOM	3 234	553	251
				DENMARK	3 083	111	49
				GREECE	649	156	70
				SWEDEN	4 890	480	217
				SWITZERLAND	22 105	1 341	602
				AUSTRIA	18 876	1 721	764
				PORTUGAL	780	67	37
				SPAIN	550	121	53
				POLAND	11 911	293	128
				CZECHOSLOVA	18 504	425	190

## 6 IMPORTS AND EXPORTS (SPECIAL TRADE) BY GROUPS OF THE SITC-REV. II AND BY COUNTRIES OF PRODUCTION AND CONSUMPTION 1981

GROUP COUNTRY	DT = 100 KG	1 000 DM	1 000 \$	GROUP COUNTRY	DT = 100 KG	1 000 DM	1 000 \$
HUNGARY	7 718	372	165	CANADA	1 920	96	40
ROMANIA	1 677	235	97	BRAZIL	24 707	1 063	473
EGYPT	871	225	102	ARGENTINA	1 867	101	42
USA	9 247	1 839	828	ISRAEL	3 769	118	51
SOUTH KOREA	199	131	56	INDIA	102 061	4 255	1 861
JAPAN	3 551	969	432	JAPAN	1 024	80	36
EXPORTS	1 479 001	144 635	64 430	EXPORTS	197 483 680	287 842	127 240
FRANCE	189 820	18 140	8 097	FRANCE	1 712 044	7 044	3 135
BELGIUM LUX	247 248	18 119	8 093	BELGIUM LUX	14 714 459	23 441	10 373
NETHERLANDS	340 091	24 217	10 749	NETHERLANDS	158 966 143	180 457	79 742
ITALY	453 236	44 137	19 741	ITALY	1 254 084	9 407	4 159
UNITD KINGDOM	7 624	2 376	1 062	UNITD KINGDOM	61 064	1 545	688
DENMARK	1 025	369	166	IRISH REP	4 259	86	36
GREECE	400	103	44	DENMARK	191 022	2 454	1 084
SWEDEN	3 070	400	177	GREECE	9 542	204	91
FINLAND	17 185	2 636	1 170	NORWAY	26 169	618	273
SWITZERLAND	28 194	2 354	1 047	SWEDEN	82 966	1 646	738
AUSTRIA	6 957	746	329	FINLAND	36 726	737	326
PORTUGAL	581	109	52	SWITZERLAND	15 592 306	27 085	11 952
SPAIN	36 220	4 166	1 858	AUSTRIA	4 004 608	15 765	6 967
POLAND	300	80	34	PORTUGAL	3 411	156	70
HUNGARY	9 745	860	389	SPAIN	3 797	164	73
TUNISIA	6 461	951	422	MALTA	6 932	155	72
SENEGAL	62	107	48	YUGOSLAVIA	281 256	2 345	1 051
STERRA LEGNE	511	104	44	POLAND	53 815	1 069	466
TOGO	23 725	5 351	2 365	CZECHOSLOVA	13 156	305	133
BENIN	873	158	71	HUNGARY	58 264	1 002	436
TANZANIA	1 040	124	56	ROMANIA	5 713	127	55
REP S AFRICA	1 172	270	124	ALGERIA	23 636	982	426
USA	3 329	3 440	1 511	LIBYA	41 118	972	432
CANADA	155	93	37	EGYPT	10 665	239	108
PANAMA	118	70	31	SUDAN	5 288	244	107
CHILE	345	106	47	GHANA	3 300	87	38
PARAGUAY	881	102	46	NIGERIA	13 643	566	253
CYPRUS	826	76	34	UGANDA	2 035	208	91
LEBANON	3 028	330	149	REP S AFRICA	54 193	1 239	541
SYRIA	32 082	4 613	2 058	USA	3 573	432	190
ISRAEL	658	97	44	CUBA	1 445	95	43
JORDAN	11 478	2 521	1 114	VENEZUELA	3 871	155	66
SAUDI ARABIA	2 667	200	88	CHILE	5 802	139	63
AFGHANISTAN	9 448	1 518	669	ARGENTINA	9 190	246	116
PAKISTAN	25 512	4 613	2 027	CYPRUS	6 282	80	33
INDIA	2 357	321	147	LEBANON	4 832	116	54
				IRAQ	5 473	396	174
				IRAN	13 028	400	175
				ISRAEL	4 193	171	74
				SAUDI ARABIA	58 168	1 552	693
				BAHRAIN	893	83	35
				ARAB EMIRAT	6 130	95	38
				OMAN	3 020	131	54
				BANGLADESH	4 105	104	50
				SRI LANKA	8 861	166	73
				INDONESIA	14 937	335	146
				MALAYSIA	7 990	218	97
				SINGAPORE	13 583	435	191
				PHILIPPINES	43 531	641	293
				TAIWAN	857	165	72
				AUSTRALIA	4 053	245	108
				NEW ZEALAND	2 320	136	61
271 FERTILIZERS, CRUDE				274 SULPHUR ETC			
IMPORTS	22 416 877	316 908	140 521	IMPORTS	3 355 430	86 532	38 069
FRANCE	13 308	437	198	FRANCE	44 312	1 546	669
BELGIUM LUX	3 007	226	100	BELGIUM LUX	5 080	357	159
NETHERLANDS	205 661	2 287	1 034	NORWAY	396 701	2 960	1 255
ITALY	18 221	488	218	SWEDEN	13 300	295	134
USSR	3 866 119	66 427	29 657	YUGOSLAVIA	91 046	848	408
MOROCCO	4 639 474	61 833	27 149	USSR	80 269	615	283
TOGO	921 819	16 175	7 165	POLAND	1 084 533	26 739	11 635
REP S AFRICA	665 695	13 495	5 791	USA	824 457	29 330	12 910
USA	10 829 246	136 626	60 970	CANADA	789 799	22 180	9 875
CHILE	32 605	1 184	526				
SYRIA	185 518	2 774	1 267				
ISRAEL	1 033 402	14 912	6 426				
EXPORTS	1 011 499	6 503	2 887				
FRANCE	19 701	99	43				
BELGIUM LUX	239 071	2 099	918				
NETHERLANDS	521 550	1 387	620				
ITALY	9 876	95	43				
UNITD KINGDOM	155 362	1 148	507				
SWEDEN	5 474	123	57				
SWITZERLAND	38 767	915	409				
AUSTRIA	20 042	589	268				
273 STONE, SAND AND GRAVEL							
IMPORTS	176 398 429	328 850	144 386	EXPORTS	4 501 298	142 491	63 391
FRANCE	100 428 745	87 658	38 555	FRANCE	159 163	4 673	2 128
BELGIUM LUX	7 058 543	17 524	7 752	BELGIUM LUX	331 159	10 160	4 551
NETHERLANDS	15 809 822	15 332	6 773	NETHERLANDS	1 473 897	42 062	18 571
ITALY	1 452 045	41 202	18 082	ITALY	190 597	6 120	2 710
UNITD KINGDOM	1 227 553	3 912	1 697	UNITD KINGDOM	34 619	1 186	494
IRISH REP	403 700	1 119	483	DENMARK	762 121	21 793	9 693
DENMARK	21 392 423	24 762	10 774	SWEDEN	5 418	341	150
GREECE	57 350	2 487	1 104	FINLAND	25 443	1 089	451
NORWAY	7 179 071	25 186	11 091	SWITZERLAND	286 175	8 530	3 796
SWEDEN	7 960 897	34 366	15 013	AUSTRIA	346 749	11 387	5 075
FINLAND	153 835	4 601	2 009	SPAIN	4 476	1 039	466
SWITZERLAND	229 502	7 162	3 143	YUGOSLAVIA	41 563	2 009	902
AUSTRIA	10 570 485	26 043	11 415	CZECHOSLOVA	474 282	15 559	6 983
PORTUGAL	112 651	6 540	2 902	HUNGARY	1 290	99	43
SPAIN	32 352	1 870	825	ROMANIA	146 508	5 040	2 294
YUGOSLAVIA	16 265	495	220	EGYPT	474	99	42
TURKEY	32 317	1 051	460	SENEGAL	66 565	1 932	894
USSR	83 991	1 752	774	NIGERIA	18 255	1 090	478
POLAND	3 317 595	2 480	1 085	ETHIOPIA	15 000	596	244
CZECHOSLOVA	256 383	1 026	449	KENYA	31 708	1 532	674
HUNGARY	3 428	104	45	TANZANIA	3 101	136	59
BULGARIA	2 778	104	46	REP S AFRICA	3 640	898	400
MOROCCO	2 151	81	34	USA	1 704	150	66
ANGOLA	31 462	1 246	499	MEXICO	970	160	69
REP S AFRICA	377 343	13 060	5 770	REP HONDURAS	5 050	155	72
USA	19 009	1 917	860	COSTA RICA	2 895	123	56

## 6 IMPORTS AND EXPORTS (SPECIAL TRADE) BY GROUPS OF THE SITC-REV. II AND BY COUNTRIES OF PRODUCTION AND CONSUMPTION 1981

GROUP COUNTRY	DT = 100 K£	1 000 DM	1 000 \$	GROUP COUNTRY	DT = 100 K£	1 000 DM	1 000 \$
BRAZIL	11 329	692	311	MALAYSIA	4 766	248	112
PARAGUAY	4 324	280	139	P. REP. CHINA	1 271 289	36 228	16 044
SYRIA	1 384	86	39	NORTH KOREA	117 945	3 824	1 652
IRAN	1 730	140	60	SOUTH KOREA	16 676	674	299
ISRAEL	1 255	68	30	JAPAN	90 303	8 653	3 937
INDIA	2 535	585	262	TAIWAN	1 366	477	204
BANGLADESH	13 180	834	364	AUSTRALIA	44 106	1 602	706
BURMA	12 495	638	277	EXPORTS	95 654 109	615 586	272 660
THAILAND	1 070	128	57	FRANCE	9 754 369	101 554	45 157
INDONESIA	3 103	174	80	BELGIUM LUX	18 293 099	65 098	29 039
MALAYSIA	4 667	244	107	NETHERLANDS	46 589 856	97 419	43 003
HONG KONG	2 497	121	53	ITALY	5 973 956	65 106	28 848
277 NATURAL ABRASIVES NES				UNITED KINGDOM	474 225	11 537	5 106
IMPORTS	1 332 081	100 636	44 648	IRISH REP	170 711	1 447	638
BELGIUM LUX	65	11 995	5 268	DENMARK	1 432 040	12 978	5 789
NETHERLANDS	10 965	824	367	GREECE	16 022	1 258	546
ITALY	238 017	2 636	1 162	ICELAND	8 999	134	62
UNITED KINGDOM	50	2 503	1 097	NORWAY	1 155 689	13 027	5 823
IRISH REP	9	20 568	9 088	SWEDEN	3 566 872	27 599	12 342
GREECE	999 859	5 149	2 294	FINLAND	1 118 359	12 607	5 577
SWITZERLAND	15	3 242	1 445	SWITZERLAND	1 349 475	22 140	9 807
PORTUGAL	64 127	336	139	AUSTRIA	1 437 097	26 980	11 927
SPAIN	3 011	123	58	PORTUGAL	34 826	2 575	1 135
USSR		203	88	SPAIN	264 807	14 012	6 256
HUNGARY	1 620	167	72	YUGOSLAVIA	161 265	8 920	3 995
ROMANIA	1	896	397	TURKEY	11 165	1 441	664
CANARY IS.	2 520	140	62	USSR	8 275	2 276	1 053
GHANA		89	42	POLAND	64 384	1 796	810
ZAIRE		3 090	1 374	CZECHOSLOVAKIA	350 729	5 637	2 532
REP. S. AFRICA		16 781	7 419	HUNGARY	209 732	5 019	2 241
USA	9 238	31 297	13 918	ROMANIA	60 977	2 400	1 079
CANADA	1 306	344	156	BULGARIA	33 134	847	377
EXPORTS	3 104 568	31 946	14 028	ALBANIA	1 171	98	43
FRANCE	52 875	1 935	864	MOROCCO	32 212	5 048	2 163
BELGIUM LUX	100 686	1 904	845	ALGERIA	156 292	9 737	4 107
NETHERLANDS	2 944 302	6 575	2 913	TUNISIA	3 725	450	209
UNITED KINGDOM	1 174	542	236	LIBYA	47 308	895	390
IRISH REP	27	713	316	EGYPT	5 212	561	241
GREECE	6	6 293	2 768	SUDAN	2 831	151	68
SWEDEN	1 112	97	40	SIERRA LEONE	21 676	444	200
SWITZERLAND	911	2 900	1 250	LIBERIA	56 173	1 348	601
AUSTRIA	1 348	2 655	1 175	IVORY COAST	70 723	1 685	750
PORTUGAL	10	1 070	452	GHANA	1 867	119	54
SPAIN	248	526	232	TOGO	3 055	65	31
YUGOSLAVIA	122	367	164	NIGERIA	526 199	17 982	7 909
HUNGARY	194	2 287	979	GABON	133 342	878	396
BULGARIA	6	409	194	CONGO	48 430	1 008	458
USA	118	711	303	ZAIRE	4 162	405	176
BRAZIL	1	1 786	771	RWANDA	5 390	87	39
INDIA		66	31	ANGOLA	7 268	724	302
JAPAN	111	585	268	ETHIOPIA	1 538	144	67
278 OTHER CRUDE MINERALS				TANZANIA	4 516	109	50
IMPORTS	71 313 133	1 139 279	505 415	MOZAMBIQUE	634	82	36
FRANCE	17 246 505	124 990	55 468	REUNION	15 730	348	151
BELGIUM LUX	11 292 822	46 039	20 401	ZAMBIA	60 326	852	380
NETHERLANDS	6 806 728	58 093	25 727	ZIMBABWE	21 567	537	225
ITALY	1 575 982	46 957	20 901	MALAWI	9 723	116	50
UNITED KINGDOM	6 937 017	133 455	59 221	REP. S. AFRICA	44 435	3 168	1 407
IRISH REP	146 197	7 123	3 146	USA	347 873	6 827	3 076
DENMARK	539 315	7 409	3 281	CANADA	51 283	1 574	712
GREECE	1 877 756	66 876	29 774	MEXICO	5 509	590	258
ICELAND	9 849	678	289	GUATEMALA	5 164	191	84
NORWAY	5 241 520	41 000	18 164	COSTA RICA	1 087	101	47
SWEDEN	143 972	2 382	1 074	CUBA	992	151	67
FINLAND	212 156	4 882	2 169	GUADELOUPE	956	72	31
SWITZERLAND	160 010	2 442	1 071	MARTINIQUE	12 945	299	133
AUSTRIA	4 050 077	41 683	18 449	NETH. ANTILL.	3 250	120	54
PORTUGAL	8 171	278	122	COLOMBIA	2 376	162	68
SPAIN	2 066 341	56 299	25 196	VENEZUELA	5 978	1 010	440
YUGOSLAVIA	112 434	1 672	732	SURINAM	11 051	201	87
TURKEY	496 043	18 363	8 112	PERU	1 743	126	54
USSR	438 249	20 330	9 111	BRAZIL	9 817	1 003	445
POLAND	174 529	2 043	904	CHILE	2 185	270	119
CZECHOSLOVAKIA	3 310 510	49 384	21 864	PARAGUAY	451	81	39
HUNGARY	167 280	2 255	993	URUGUAY	808	96	41
ROMANIA	2 225	151	69	ARGENTINA	3 172	542	240
BULGARIA	6 628	260	115	CYPRUS	2 864	84	37
SENEGAL	3 990	97	43	LESANON	4 731	92	43
KENYA	138 490	3 426	1 667	SYRIA	17 206	503	219
MOZAMBIQUE	162 992	5 018	2 224	IRAQ	33 109	753	339
MADAGASCAR	24 912	4 115	1 811	IRAN	110 725	17 588	7 569
ZIMBABWE	135 325	13 116	5 676	ISRAEL	15 269	373	164
REP. S. AFRICA	660 846	34 534	15 794	SAUDI ARABIA	43 582	1 232	541
USA	3 857 489	181 666	80 174	KUWAIT	13 904	355	143
CANADA	1 140 794	74 944	32 899	ARAB EMIRAT	40 443	699	314
GREENLAND	21 125	2 628	1 162	PAKISTAN	9 177	1 361	545
MEXICO	125 613	3 370	1 484	INDIA	3 230	512	224
PANAMA	800	88	42	BURMA	3 535	142	63
TRINIDAD TOB.	77 474	3 348	1 458	THAILAND	8 132	451	193
BRAZIL	184 347	7 185	3 193	INDONESIA	8 957	824	379
ARGENTINA	2 878	145	65	MALAYSIA	22 017	545	238
CYPRUS	5 269	538	243	SINGAPORE	840 466	18 455	8 109
ISRAEL	122 961	13 783	6 181	PHILIPPINES	51 079	1 163	519
INDIA	56 904	3 626	1 610	SOUTH KOREA	1 498	261	117
SRI LANKA	819	310	133	JAPAN	10 273	1 376	604
THAILAND	20 144	417	171	TAIWAN	4 243	323	144
				HONG KONG	23 170	440	194
				AUSTRALIA	4 958	554	239
				PAPUA NEW G.	20 628	942	407
				NEW ZEALAND	7 625	266	119
				FIJI	22 201	474	209
				FR. POLYNESIA	36 521	677	297

## 6 IMPORTS AND EXPORTS (SPECIAL TRADE) BY GROUPS OF THE SITC-REV. II AND BY COUNTRIES OF PRODUCTION AND CONSUMPTION 1981

GROUP COUNTRY	DT = 100 KG	1 000 DM	1 000 \$	GROUP COUNTRY	DT = 100 KG	1 000 DM	1 000 \$
281 IRON ORE, CONCENTRATES				SWEDEN			
IMPORTS	446 285 858	2 562 664	1 134 469	FINLAND	1 381 020	129 578	57 262
FRANCE	12 292 268	27 553	12 298	FINLAND	43 424	2 628	1 121
BELGIUM LUX	1 467 629	4 557	2 027	SWITZERLAND	999	1 008	454
NETHERLANDS	11 411	371	168	AUSTRIA	1 863	793	369
DENMARK	40 639	289	123	PORTUGAL	1 556	1 995	893
NORWAY	15 256 957	98 083	43 571	SPAIN	25 342	2 383	1 058
SWEDEN	35 557 963	191 855	85 037	YUGOSLAVIA	2 656	1 171	583
PORTUGAL	225 883	981	424	TURKEY	407 801	14 748	6 474
SPAIN	8 284 524	32 493	14 505	CZECHOSLOVIA	108 351	8 064	3 578
YUGOSLAVIA	154 901	408	173	HUNGARY	1 841	187	80
MOROCCO	333 945	2 556	1 163	BULGARIA	2 486	2 615	1 125
MAURITANIA	5 607 724	33 793	15 067	ALBANIA	361 119	6 751	2 858
LIBERIA	74 142 754	402 124	178 540	MOROCCO	360 688	29 228	12 650
REP S AFRICA	41 552 312	263 085	116 296	REP GUINEA	14 273 807	171 179	75 751
CANADA	59 517 220	355 490	157 059	SIERRA LEONE	6 093 369	47 850	21 162
VENEZUELA	13 945 163	79 419	35 321	GHANA	208 146	2 115	867
BRAZIL	145 433 978	864 998	381 919	NIGERIA	2 597	367	156
INDIA	40 271	255	112	CONGO	522 050	10 639	4 562
AUSTRALIA	34 415 477	204 320	90 653	ZAIRE	63	904	405
EXPORTS	825 243	3 162	1 392	RWANDA	398	796	391
FRANCE	79 702	114	51	BURUNDI	502	1 032	459
BELGIUM LUX	575 651	872	391	UGANDA	107	231	115
NETHERLANDS	3 833	81	34	TANZANIA	119	1 873	854
GREECE	3 600	205	92	MOZAMBIQUE	44 688	1 264	543
SWITZERLAND	47 172	235	99	ZIMBABWE	259	1 018	466
AUSTRIA	76 870	694	315	REP S AFRICA	6 908 979	174 243	76 960
MEXICO	35 540	889	377	USA	235 105	130 595	58 154
282 IRON AND STEEL SCRAP				CANADA	3 370 332	221 855	97 687
IMPORTS	13 360 205	322 794	143 617	GREENLAND	672 579	48 335	19 951
FRANCE	1 361 707	39 261	17 578	MEXICO	1 713 837	174 134	78 202
BELGIUM LUX	1 951 402	40 724	18 159	GUATEMALA	11 327	12 980	5 719
NETHERLANDS	4 038 819	79 899	35 536	REP HONDURAS	124 233	8 100	3 552
ITALY	110 188	14 388	6 310	CUBA	15 426	19 425	8 552
UNTD KINGDOM	1 749 359	51 980	23 093	GUYANA	951 702	36 086	16 067
IRISH REP	17 498	575	264	SURINAM	104 212	3 246	1 375
DENMARK	1 607 797	32 702	14 477	ECUADOR	26 054	1 719	785
NORWAY	78 995	2 564	1 134	PERU	664 993	77 039	33 492
SWEDEN	47 829	977	442	BRAZIL	1 810 920	22 535	9 682
FINLAND	357	70	32	CHILE	23 880	40 131	17 991
SWITZERLAND	113 490	13 510	5 996	BOLIVIA	14 590	5 790	2 529
AUSTRIA	16 543	3 127	1 402	ARGENTINA	6 273	1 013	415
PORTUGAL	3 395	451	192	INDIA	309 401	3 451	1 631
SPAIN	5 783	352	154	SRI LANKA	44 985	1 578	697
YUGOSLAVIA	22 244	3 672	1 641	THAILAND	127 824	11 491	5 153
USSR	1 723 751	21 540	9 707	INDONESIA	274 349	33 833	16 044
POLAND	124 444	2 403	1 053	MALAYSIA	4 442	12 591	5 590
CZECHOSLOVIA	167 272	3 366	1 513	PHILIPPINES	201	283	125
HUNGARY	37 420	2 084	904	P REP CHINA	605 372	39 416	17 732
BULGARIA	2 474	435	194	SOUTH KOREA	1 218	2 771	1 255
MOROCCO	12 723	265	117	JAPAN	2 087	546	237
USA	120 566	6 828	3 015	AUSTRALIA	19 852 258	408 231	180 594
CANADA	2 444	334	150	PAPUA NEW G	2 127 222	348 841	153 350
LEBANON	1 555	270	126	EXPORTS	4 476 381	505 313	223 739
ISRAEL	37 638	533	240	FRANCE	298 560	23 006	10 274
KUWAIT	526	132	61	BELGIUM LUX	216 365	67 467	29 573
AUSTRALIA	1 196	160	70	NETHERLANDS	593 898	68 480	30 189
EXPORTS	34 069 893	787 253	348 148	ITALY	172 435	17 926	7 966
FRANCE	1 191 672	41 834	18 644	UNTD KINGDOM	62 139	17 323	7 678
BELGIUM LUX	3 802 580	110 700	48 345	DENMARK	13 100	640	282
NETHERLANDS	610 647	23 002	10 070	GREECE	440	63	30
ITALY	23 994 492	499 226	221 258	NORWAY	7 918	708	313
UNTD KINGDOM	13 091	3 005	1 299	SWEDEN	291 796	18 779	8 250
DENMARK	340 099	5 807	2 566	FINLAND	33 010	4 576	1 994
GREECE	818	117	54	SWITZERLAND	136 580	10 185	4 591
SWEDEN	153 779	16 902	7 401	AUSTRIA	538 576	43 248	19 030
FINLAND	8 036	166	74	PORTUGAL	6 923	748	335
SWITZERLAND	981 161	16 784	7 595	SPAIN	30 120	4 067	1 810
AUSTRIA	636 167	13 519	5 974	YUGOSLAVIA	409 444	19 614	8 752
PORTUGAL	14 987	307	143	TURKEY	3 440	380	164
SPAIN	442 871	18 125	7 989	USSR	9 877	2 351	1 057
MALTA	20 235	394	163	POLAND	961 158	42 104	18 784
YUGOSLAVIA	39 742	815	342	CZECHOSLOVIA	17 494	2 303	1 015
TURKEY	480 338	9 703	4 378	HUNGARY	6 726	632	283
CZECHOSLOVIA	533 387	8 066	3 598	ROMANIA	13 222	1 221	550
HUNGARY	4 737	86	36	BULGARIA	20 599	3 155	1 374
USA	503	230	100	EGYPT	747	100	43
PAKISTAN	429 272	9 370	4 154	SUDAN	4 001	113	45
INDIA	365 796	8 979	3 911	REP S AFRICA	2 897	675	295
286 URANIUM, THORIUM ORE, CONC				USA	53 076	126 861	56 752
287 BASE METAL ORES, CONCENTRATES				CANADA	533 429	22 346	9 554
IMPORTS	71 088 449	2 654 251	1 173 559	MEXICO	1 339	461	202
FRANCE	54 732	12 512	5 549	COLOMBIA	1 711	174	78
BELGIUM LUX	64 966	43 213	19 277	BRAZIL	2 492	316	138
NETHERLANDS	166 978	45 896	20 154	ARGENTINA	5 990	975	429
ITALY	1 443 318	91 249	40 469	IRAN	6 539	451	191
UNTD KINGDOM	109 327	79 650	35 129	ISRAEL	494	110	49
IRISH REP	665 714	37 524	16 941	PAKISTAN	2 873	371	166
DENMARK	46 284	2 347	1 111	INDIA	8 193	1 096	493
GREECE	871 035	7 792	3 484	SOUTH KOREA	371	109	46
NORWAY	3 816 753	53 392	23 688	JAPAN	2 687	926	404
288 NONFERR METAL SCRAP NES				TAIWAN	790	117	52
IMPORTS	9 315 631	1 417 897	627 499	AUSTRALIA	924	599	267
FRANCE	838 178	198 923	88 315				
BELGIUM LUX	655 907	93 171	41 323				
NETHERLANDS	1 044 512	207 095	92 184				
ITALY	469 944	88 879	38 403				
UNTD KINGDOM	863 502	208 756	92 249				

## 6 IMPORTS AND EXPORTS (SPECIAL TRADE) BY GROUPS OF THE SITC-REV. II AND BY COUNTRIES OF PRODUCTION AND CONSUMPTION 1981

GROUP COUNTRY	DT = 100 KG	1 000 DM	1 000 \$	GROUP COUNTRY	DT = 100 KG	1 000 DM	1 000 \$
IRISH REP	13 865	5 148	2 246	GREECE		460	204
DENMARK	288 032	58 328	25 884	NORWAY	189	2 001	831
GREECE	36 478	3 354	1 450	SWEDEN	415	18 029	8 097
ICELAND	13 973	602	262	FINLAND	4	2 974	1 283
NORWAY	173 381	26 238	11 544	SWITZERLAND	248	9 965	4 368
SWEDEN	63 339	6 520	2 921	AUSTRIA	329	11 610	5 128
FINLAND	14 833	1 405	601	PORTUGAL	317	1 542	665
SWITZERLAND	188 658	42 627	16 780	SPAIN		304	133
AUSTRIA	513 812	78 301	34 500	YUGOSLAVIA	29	6 356	2 913
PORTUGAL	28 849	2 861	1 222	TURKEY	2	4 848	1 987
SPAIN	63 672	5 355	2 329	POLAND	1	87	39
GBRALTAR	714	244	107	CZECHOSLOVA	4	551	269
MALTA	1 475	470	208	HUNGARY	2	12 977	5 805
YUGOSLAVIA	12 620	1 620	727	ROMANIA	1	600	240
USSR	67 214	8 623	3 795	EGYPT	1	4 044	1 844
POLAND	64 311	5 356	2 334	REP S AFRICA	7	615	280
CZECHOSLOVA	56 300	6 018	2 826	USA	1 349	36 355	16 154
HUNGARY	122 222	19 578	8 659	CANADA	42	3 492	1 597
ROMANIA	9 206	5 505	2 463	MEXICO		1 276	571
BULGARIA	5 897	1 815	852	COLOMBIA		820	366
MOROCCO	3 149	712	318	VENEZUELA	2	213	92
ALGERIA	8 479	586	247	ECUADOR	296	1 242	552
TUNISIA	2 535	228	100	BRAZIL	144	570	240
EGYPT	3 901	535	225	CHILE	89 110	78 174	34 855
SENEGAL	301	82	37	CYPRUS	6 204	6 120	2 661
SIERRA LEONE	394	123	58	IRAN		339	157
LIBERIA	250	74	37	ISRAEL	6	834	390
IVORY COAST	439	116	54	ARAB EKIRAT	17	1 009	447
GHANA	4 832	527	233	PAKISTAN	1	1 297	540
NIGERIA	11 129	8 010	3 455	INDIA		714	293
ZAIRE	7 298	4 389	1 941	MALAYSIA	5	172	75
MOZAMBIQUE	303	160	72	JAPAN		1 364	611
MAURITIUS	351	95	41	TAIWAN		296	121
REP S AFRICA	1 064 813	88 032	38 592	HONG KONG	26	2 912	1 311
USA	371 041	114 735	50 998	AUSTRALIA	3	300	139
CANADA	1 832 791	76 611	34 074	NEW ZEALAND	1	118	54
MEXICO	378	995	429				
GUATEMALA	2 036	176	87	EXPORTS	3 670	53 920	24 480
REP HONDURAS	945	115	47	FRANCE	405	2 841	1 210
NICARAGUA	426	85	37	BELGIUM LUX	721	1 667	747
COSTA RICA	2 297	204	86	NETHERLANDS	7	1 354	600
DOMINIC REP	4 735	339	154	ITALY	164	205	88
BARBADOS	909	79	37	UNITD KINGDOM	1 341	447	187
TRINIDAD TOB	873	251	112	SWITZERLAND	63	2 127	956
NETH ANTILL	1 367	152	67	AUSTRIA	795	43 268	19 770
VENEZUELA	1 516	75	31	SPAIN	174	1 959	900
SUPINAM	2 029	195	85				
PERU	179 667	4 960	2 238	291 CRUDE ANIMAL MTRIALS NES			
BRAZIL	1 612	1 682	801	IMPORTS	1 876 049	637 454	283 414
CHILE	5	502	250	FRANCE	68 759	48 658	21 716
ARGENTINA	1 238	496	215	BELGIUM LUX	62 249	8 942	4 016
CYPRUS	1 832	341	150	NETHERLANDS	525 236	43 830	19 514
LEBANON	5 554	1 335	608	ITALY	99 626	7 777	3 470
ISRAEL	24 502	3 918	1 764	UNITD KINGDOM	6 383	7 111	3 153
JORDAN	6 154	834	357	IRISH REP	7 255	3 821	1 700
SAUDI ARABIA	1 645	580	255	DENMARK	182 288	43 182	19 288
KUWAIT	424	83	35	GREECE	1 777	2 235	1 002
ARAB EMIRAT	627	142	64	ICELAND	65	1 695	779
THAILAND	257	314	146	NORWAY	174	229	100
MALAYSIA	63 680	11 505	5 219	SWEDEN	7 272	2 993	1 323
SINGAPORE	19 331	4 568	2 021	FINLAND	5 055	583	263
P REP CHINA	54 223	6 920	3 174	SWITZERLAND	47 710	7 809	3 513
JAPAN	357	1 977	879	AUSTRIA	170 654	14 140	6 338
TAIWAN	373	101	45	PORTUGAL	3 254	7 982	3 556
HONG KONG	212	68	30	SPAIN	6 479	2 929	1 296
AUSTRALIA	9 887	2 597	1 188	YUGOSLAVIA	48 247	18 260	8 201
EXPORTS	3 781 486	545 264	240 910	TURKEY	6 970	22 423	9 958
FRANCE	435 226	75 473	33 548	USSR	79 641	8 371	3 740
BELGIUM LUX	1 013 594	102 830	45 129	POLAND	38 419	15 007	7 227
NETHERLANDS	911 416	104 801	46 322	CZECHOSLOVA	53 206	12 996	5 839
ITALY	524 887	87 805	39 507	HUNGARY	56 123	42 335	18 638
UNITD KINGDOM	74 898	19 878	8 857	ROMANIA	7 770	7 049	3 152
IRISH REP	778	100	43	MOROCCO	147	670	300
DENMARK	66 277	13 477	5 871	TUNISIA	53	500	219
SWEDEN	165 556	34 904	15 463	EGYPT	696	1 157	511
FINLAND	15 977	1 729	772	SUDAN	1 105	310	136
SWITZERLAND	75 297	6 593	2 931	CENT AFR REP	14	168	76
AUSTRIA	178 814	32 290	14 354	TANZANIA	103	444	195
SPAIN	41 755	11 803	5 123	ZIMBABWE	11	96	44
TURKEY	1 491	527	216	REP S AFRICA	1 262	2 018	884
CZECHOSLOVA	8 395	937	400	USA	15 741	22 938	10 127
HUNGARY	7 102	2 294	1 041	CANADA	3 498	15 176	6 801
REP S AFRICA	19 490	1 508	659	GREENLAND	47	67	33
USA	191 129	30 220	12 906	MEXICO	881	671	295
CANADA	2 350	350	157	CUBA	4 514	428	190
PAKISTAN	13 348	1 858	796	CAYMAN IS	25	155	65
INDIA	26 296	7 702	3 324	VENEZUELA	1 402	118	53
SOUTH KOREA	726	381	162	PERU	1 025	1 243	551
JAPAN	1 011	6 871	2 917	BRAZIL	26 401	12 196	5 314
TAIWAN	4 672	748	323	CHILE	1 425	935	413
				PARAGUAY	1 291	89	38
289 PREC METAL ORE, WASTE NES				URUGUAY	55 726	8 779	3 873
IMPORTS	100 523	268 067	119 042	ARGENTINA	82 652	9 304	4 174
FRANCE	341	4 514	2 044	LEBANON	210	1 318	597
BELGIUM LUX	80	13 387	5 776	SYRIA	1 512	12 594	5 638
NETHERLANDS	1 191	25 961	11 587	IRAQ	63	537	232
ITALY	6	140	61	IRAN	5 747	36 290	16 120
UNITD KINGDOM	80	2 572	1 203	ISRAEL	839	1 285	552
IRISH REP	12	228	100	AFGHANISTAN	710	5 370	2 421
DENMARK	58	6 411	2 840	PAKISTAN	8 708	3 719	1 643
				INDIA	28 502	4 395	1 932

## 6 IMPORTS AND EXPORTS (SPECIAL TRADE) BY GROUPS OF THE SITC-REV. II AND BY COUNTRIES OF PRODUCTION AND CONSUMPTION 1981

GROUP COUNTRY	DT = 100 KG	1 000 DM	1 000 \$	GROUP COUNTRY	DT = 100 KG	1 000 DM	1 000 \$
BANGLADESH	629	109	48	NIGERIA	2 004	512	225
SRI LANKA	1 678	232	102	CAMEROON	2 944	2 362	978
THAILAND	514	604	280	ZAIRE	5 315	3 110	1 376
VIETNAM	3 174	5 961	2 631	RWANDA	1 625	1 229	541
INDONESIA	652	882	388	ETHIOPIA	1 901	599	263
MALAYSIA	366	2 139	986	JIBUTI	490	257	106
SINGAPORE	681	1 213	546	SOMALIA	317	276	116
PHILIPPINES	1 051	295	131	KENYA	39 627	25 715	11 756
MONGOL P REP	546	255	112	TANZANIA	1 242	87	38
P REP CHINA	120 206	111 946	49 589	MOZAMBIQUE	224	88	39
NORTH KOREA	1 628	335	148	MADAGASCAR	2 842	1 283	569
SOUTH KOREA	50	100	42	REP S AFRICA	39 026	25 455	11 294
JAPAN	726	614	272	USA	72 303	55 641	24 957
TAIWAN	2 483	4 576	2 117	CANADA	8 006	2 552	1 149
HONG KONG	613	1 507	655	MEXICO	8 753	7 393	3 231
AUSTRALIA	4 167	12 287	5 407	GUATEMALA	5 879	2 605	1 165
NEW ZEALAND	6 242	19 605	8 540	REP HONDURAS	607	479	208
EXPORTS	1 262 554	283 964	125 716	EL SALVADOR	258	1 130	525
FRANCE	390 343	53 936	23 893	NICARAGUA	61	75	35
BELGIUM LUX	391 802	20 865	9 244	COSTA RICA	3 700	3 868	1 744
NETHERLANDS	176 838	19 814	8 816	REP HAITI	554	187	81
ITALY	66 850	21 542	9 613	BAHAMAS	49	123	53
UNITED KINGDOM	18 290	9 321	4 158	DOMINIC REP	219	108	46
IRISH REP	242	1 145	495	JAMAICA	594	767	340
DENMARK	64 404	11 441	5 085	COLOMBIA	34 070	44 076	20 106
GREECE	998	891	394	ECUADOR	3 832	1 356	603
NORWAY	9 856	4 188	1 880	PERU	1 060	222	97
SWEDEN	6 236	4 004	1 758	BRAZIL	6 102	3 508	1 550
FINLAND	12 828	5 622	2 496	CHILE	3 009	1 153	514
SWITZERLAND	15 532	21 829	9 699	PARAGUAY	83	92	35
AUSTRIA	75 937	28 226	12 531	URUGUAY	40	105	45
PORTUGAL	4 970	2 005	885	ARGENTINA	44 217	21 631	9 814
SPAIN	24 470	5 529	2 462	IRAN	8 322	10 831	4 825
YUGOSLAVIA	7 275	5 953	2 648	ISRAEL	88 893	95 443	43 873
TURKEY	408	1 146	512	SOUTH YEMEN	450	302	135
POLAND	44	168	68	AFGHANISTAN	4 733	773	338
CZECHOSLOVAKIA	1 985	166	74	PAKISTAN	21 660	6 983	3 108
HUNGARY	628	1 166	501	INDIA	116 788	27 060	11 900
ALGERIA	60	134	57	SRI LANKA	3 174	317	140
TUNISIA	244	174	77	THAILAND	15 238	22 163	10 031
LIBYA	49	148	64	VIETNAM	82	343	150
ZIMBABWE	3 242	3 924	1 717	INDONESIA	16 277	7 555	3 350
REP S AFRICA	19 954	32 299	14 176	MALAYSIA	12 202	1 245	537
USA	169	1 103	487	SINGAPORE	8 532	11 886	5 281
CANADA	612	1 484	652	PHILIPPINES	858	296	132
MEXICO	29	126	58	P REP CHINA	32 073	9 759	4 406
COLOMBIA	25	107	48	SOUTH KOREA	1 349	9 200	4 202
PERU	1 599	1 179	526	JAPAN	3 106	7 707	3 467
BRAZIL	120	289	126	TAIWAN	3 618	1 161	508
CHILE	2	127	58	HONG KONG	9 996	3 157	1 395
ARGENTINA	70	220	98	AUSTRALIA	16 883	6 228	2 777
LEBANON	269	441	207	NEW ZEALAND	6 643	3 165	1 428
IRAQ	151	470	210	FIJI	177	191	84
ISRAEL	70	75	34	EXPORTS	664 033	554 907	250 061
SAUDI ARABIA	545	143	64	FRANCE	70 428	62 828	28 547
PAKISTAN	9	69	31	BELGIUM LUX	33 174	22 001	9 932
P REP CHINA	98	595	254	NETHERLANDS	104 903	52 793	23 669
SOUTH KOREA	526	2 204	953	ITALY	44 995	50 121	22 787
JAPAN	1 037	12 408	5 418	UNITED KINGDOM	14 640	15 191	6 784
TAIWAN	2 419	5 089	2 212	IRISH REP	2 141	1 104	501
HONG KONG	251	1 155	505	DENMARK	34 437	24 578	11 175
AUSTRALIA	91	234	102	GREECE	1 264	3 034	1 329
292 CRUDE PETROLEUM MATERIALS NES				ICELAND	358	288	125
IMPORTS	4 375 336	2 551 229	1 141 914	FAKOE IS	13	80	37
FRANCE	208 227	81 288	37 077	NORWAY	11 989	6 050	2 689
BELGIUM LUX	105 763	32 927	14 651	SWEDEN	47 924	17 497	7 915
NETHERLANDS	2 250 831	1 508 770	672 781	FINLAND	7 875	5 469	2 453
ITALY	226 602	171 320	77 434	SWITZERLAND	83 913	51 862	23 262
UNITED KINGDOM	24 085	7 695	3 411	AUSTRIA	65 060	46 376	20 922
IRISH REP	4 149	4 512	2 038	PORTUGAL	2 610	2 630	1 177
DENMARK	377 540	127 816	56 977	SPAIN	12 106	20 561	9 136
GREECE	9 406	3 033	1 327	YUGOSLAVIA	4 637	4 429	1 968
NORWAY	4 724	1 479	637	TURKEY	369	778	367
SWEDEN	6 354	20 282	9 317	USSR	10 003	21 339	9 724
FINLAND	7 376	4 072	1 733	POLAND	6 102	9 760	4 435
SWITZERLAND	11 176	9 526	4 229	CZECHOSLOVAKIA	8 495	14 502	6 805
AUSTRIA	31 214	5 875	2 582	HUNGARY	4 718	9 494	4 332
PORTUGAL	3 634	1 383	626	ROMANIA	2 147	7 049	3 132
SPAIN	53 754	31 206	13 925	BULGARIA	5 759	1 497	635
YUGOSLAVIA	36 780	14 199	6 211	ALBANIA	73	175	78
TURKEY	15 341	5 600	2 480	CANARY IS	66	104	45
USSR	9 134	3 060	1 362	MOROCCO	2 842	3 699	1 556
POLAND	55 159	14 284	6 455	ALGERIA	697	577	258
CZECHOSLOVAKIA	23 557	5 470	2 498	TUNISIA	298	889	395
HUNGARY	103 496	16 578	7 441	EGYPT	568	1 318	585
ROMANIA	21 475	6 450	2 888	UPPER VOLTA	121	434	199
BULGARIA	38 643	10 654	4 668	CHAD	50	149	62
ALBANIA	8 799	2 240	996	SENEGAL	20	89	36
CANARY IS	3 768	4 841	2 178	GUIN BISSAU	20	96	45
MOROCCO	11 299	2 666	1 215	SIERRA LEONE	40	129	50
EGYPT	8 386	4 284	1 839	LIBERIA	36	93	39
SUDAN	30 284	9 348	4 140	IVORY COAST	277	185	82
MAURITANIA	669	169	80	GHANA	216	1 212	519
MALI	2 253	459	207	TOGO	44	154	69
SENEGAL	2 152	78	34	BENIN	100	1 113	481
SIERRA LEONE	4 781	811	361	NIGERIA	1 901	8 312	3 659
IVORY COAST	12 770	4 476	2 015	CAMEROON	363	1 717	777
GHANA	158	112	48	CENT AFR REP	53	145	64
				GABON	17	165	75
				CONGO	70	455	204
				ZAIRE	284	2 361	1 045
				RWANDA	50	261	117

## 6 IMPORTS AND EXPORTS (SPECIAL TRADE) BY GROUPS OF THE SITC-REV. II AND BY COUNTRIES OF PRODUCTION AND CONSUMPTION 1981

GROUP COUNTRY	DT = 100 KG	1 000 DM	1 000 \$	GROUP COUNTRY	DT = 100 KG	1 000 DM	1 000 \$
BURUNDI	140	661	316	ARGENTINA	6 055	224	91
ETHIOPIA	175	1 607	764	CYPRUS	9 824	335	149
KENYA	238	779	355	LEBANON	4 007	72	33
UGANDA	100	213	90	IRAQ	40 000	2 023	829
TANZANIA	44	100	45	IRAN	540 293	14 593	6 272
ZAMBIA	162	575	242	SAUDI ARABIA	39 195	1 023	455
ZIMBABWE	92	513	231	AUSTRALIA	40 380	1 598	714
MALAWI	13	109	44				
REP S AFRICA	3 236	9 757	4 526	323 BRIQUETS, COKE, SEMI-COKE			
USA	10 460	10 634	4 744	IMPORTS	9 988 691	210 045	92 818
CANADA	2 270	2 427	1 085	FRANCE	3 037 350	75 665	33 411
MEXICO	3 868	2 905	1 297	BELGIUM LUX	1 056 011	26 138	11 546
GUATEMALA	238	252	114	NETHERLANDS	1 720 483	37 899	16 708
EL SALVADOR	191	170	75	UNITD KINGDOM	2 290 454	41 323	18 285
COSTA RICA	205	125	52	DENMARK	20 573	272	122
CUBA	638	742	313	SWEDEN	27 200	300	132
DOMINIC REP	206	124	54	AUSTRIA	3 529	93	43
JAMAICA	28	84	35	POLAND	18 930	320	139
TRINIDAD TOB	26	113	47	CZECHOSLOVA	182 687	3 150	1 396
NETH ANTILL	54	151	64	USA	1 022 566	15 807	6 951
COLOMBIA	633	1 420	626	CANADA	602 558	8 630	3 879
VENEZUELA	1 486	1 025	457	JAPAN	2 210	372	172
ECUADOR	343	293	130	EXPORTS	69 872 772	2 223 125	985 004
PERU	183	217	96	FRANCE	20 226 659	640 728	286 025
BRAZIL	3 284	2 355	1 032	BELGIUM LUX	26 461 292	866 258	385 018
CHILE	3 322	2 345	1 055	NETHERLANDS	7 549 417	251 277	109 455
BOLIVIA	72	116	49	ITALY	727 446	20 688	9 235
PARAGUAY	71	108	45	UNITD KINGDOM	1 237 520	42 943	18 954
URUGUAY	1 012	1 529	701	IRISH REP	482 903	10 469	4 548
ARGENTINA	3 673	4 090	1 818	DENMARK	417 658	10 419	4 652
CYPRUS	71	509	236	GREECE	112 805	3 767	1 682
LEBANON	325	378	171	NORWAY	573 363	14 176	6 218
SYRIA	55	290	136	SWEDEN	635 420	16 807	7 675
IRAQ	401	2 175	1 018	FINLAND	383 788	10 777	4 734
IRAN	26 649	10 889	4 944	SWITZERLAND	1 219 435	36 251	16 191
ISRAEL	1 636	1 585	701	AUSTRIA	4 971 595	138 008	60 364
JORDAN	270	152	67	PORTUGAL	71 367	2 371	1 017
SAUDI ARABIA	62	150	70	SPAIN	1 558	88	40
KUWAIT	35	75	35	YUGOSLAVIA	121 863	3 641	1 625
SOUTH YEMEN	15	134	56	TURKEY	25 000	842	357
AFGHANISTAN	59	90	41	HUNGARY	1 168 377	37 328	15 782
PAKISTAN	907	677	293	ROMANIA	2 078 200	69 918	30 993
INDIA	1 426	3 437	1 484	MOROCCO	112 767	3 402	1 535
BANGLADESH	123	151	63	ALGERIA	199 100	7 407	3 036
THAILAND	573	633	278	TUNISIA	637 921	19 329	8 543
INDONESIA	928	1 226	538	EGYPT	162 824	5 511	2 583
MALAYSIA	76	70	30	KENYA	3 534	133	54
SINGAPORE	123	123	52	BRAZIL	250 000	8 362	3 733
PHILIPPINES	367	372	168	SYRIA	1 476	75	34
P REP CHINA	106	143	62	IRAQ	4 036	211	90
SOUTH KOREA	432	1 209	525	IRAN	14 624	1 085	470
JAPAN	2 092	6 301	2 797	JORDAN	11 847	460	189
HONG KONG	504	386	169	INDONESIA	1 968	98	43
AUSTRALIA	1 179	1 512	661				
PAPUA NEW G	73	242	104				
NEW ZEALAND	146	247	104				
NEW CALEDON	29	194	86				
FR POLYNESIA	24	68	31				

## 322 COAL, LIGNITE, PEAT

IMPORTS	130 880 603	1 760 471	780 828
FRANCE	3 677 455	82 056	36 513
BELGIUM LUX	5 647 862	107 138	48 120
NETHERLANDS	947 962	8 637	3 928
UNITD KINGDOM	18 537 125	290 542	129 271
NORWAY	747 890	12 893	5 501
FINLAND	2 529	101	45
AUSTRIA	226 746	2 099	942
YUGOSLAVIA	30 528	277	124
USSR	710 928	13 055	5 907
POLAND	12 517 516	177 266	78 225
CZECHOSLOVA	26 196 234	152 331	67 442
HUNGARY	25 110	305	140
REP S AFRICA	18 248 197	243 967	107 617
USA	29 440 705	471 986	209 197
CANADA	6 293 768	81 043	36 201
P REP CHINA	1 550 225	24 589	11 058
AUSTRALIA	6 067 188	91 918	40 462
EXPORTS	120 151 614	2 577 845	1 141 112
FRANCE	45 093 778	1 091 399	484 029
BELGIUM LUX	23 533 854	551 536	243 545
NETHERLANDS	16 263 298	227 366	100 917
ITALY	26 029 442	467 432	206 224
UNITD KINGDOM	1 147 003	36 673	16 184
IRISH REP	58 840	1 797	794
DENMARK	17 868	518	223
NORWAY	302 750	8 640	3 874
SWEDEN	115 040	2 169	951
SWITZERLAND	1 682 507	44 693	19 837
AUSTRIA	2 309 017	53 240	24 073
PORTUGAL	25 218	734	329
SPAIN	243 052	8 221	3 484
MALTA	9 000	179	83
YUGOSLAVIA	20 220	724	323
HUNGARY	712 353	19 517	8 405
ROMANIA	171 000	5 232	2 414
ALBANIA	670 269	15 423	7 202
MOROCCO	16 312	209	89
ALGERIA	880 283	20 089	8 584
BRAZIL	60 175	1 775	821

## 333 CRUDE PETROLEUM

IMPORTS	792 468 554	49 106 963	21 792 805
UNITD KINGDOM	159 888 934	10 088 893	4 481 611
NORWAY	27 822 547	1 841 066	827 059
ALGERIA	59 124 466	4 269 801	1 897 661
TUNISIA	1 712 800	94 105	41 919
LIBYA	103 792 694	7 098 654	3 162 297
EGYPT	4 989 104	284 651	126 384
NIGERIA	51 689 875	3 291 872	1 492 203
CAMEROON	5 362 661	338 958	151 901
GABON	3 396 105	175 068	81 748
CONGO	3 594 284	199 323	85 263
ANGOLA	819 939	50 044	20 513
MEXICO	1 010 329	54 235	23 146
VENEZUELA	14 283 927	658 099	286 861
SYRIA	5 262 205	295 769	129 043
IRAQ	2 223 090	141 481	64 542
IRAN	15 036 754	952 440	416 390
SAUDI ARABIA	254 239 495	14 251 660	6 266 158
KUWAIT	6 044 523	375 353	165 607
QATAR	3 151 688	200 283	91 048
ARAB EMIRAT	34 727 450	2 221 462	998 011
OMAN	23 396 923	1 555 051	683 606
INDONESIA	74 250	5 146	2 279
EXPORTS	1 326	81	36

## 334 PETROLEUM PRODUCTS, REFIN

IMPORTS	301 510 941	20 740 878	9 173 426
FRANCE	24 055 839	1 582 690	702 452
BELGIUM LUX	38 258 128	2 737 134	1 201 595
NETHERLANDS	124 772 766	8 645 890	3 836 474
ITALY	4 436 997	338 682	147 832
UNITD KINGDOM	8 324 145	618 041	274 596
DENMARK	784 114	50 415	23 493
GREECE	1 012 133	64 344	27 621
NORWAY	2 694 991	174 778	77 579
SWEDEN	5 448 945	334 894	150 957
FINLAND	3 888 429	277 052	122 724
SWITZERLAND	87 583	15 410	6 720
AUSTRIA	31 151	3 848	1 693



## 6 IMPORTS AND EXPORTS (SPECIAL TRADE) BY GROUPS OF THE SITC-REV. II AND BY COUNTRIES OF PRODUCTION AND CONSUMPTION 1981

GROUP COUNTRY	DT = 100 KG	1 000 DM	1 000 \$	GROUP COUNTRY	DT = 100 KG	1 000 DM	1 000 \$
PORTUGAL	6 088	531	238	COSTA RICA	302	123	53
SPAIN	2 051 895	124 376	54 410	PANAMA	165	88	38
YUGOSLAVIA	470 678	30 613	13 253	CUBA	8 398	1 354	599
USSR	34 623 282	2 364 964	1 037 720	DOMINIC REP	945	274	121
POLAND	1 345 430	83 533	36 800	COLOMBIA	6 115	2 068	904
CZECHOSLOVA	4 902 008	259 565	117 731	VENEZUELA	2 119	854	374
HUNGARY	1 507 760	95 849	43 279	ECUADOR	1 418	554	248
ROMANIA	4 790 177	352 318	155 019	PERU	1 666	887	385
BULGARIA	1 634 279	92 892	40 560	BRAZIL	7 774	2 377	1 070
ALBANIA	3 440	641	263	CHILE	6 272	2 325	1 031
CANARY IS	356 533	26 130	12 045	BOLIVIA	1 860	602	268
MOROCCO	39 986	2 917	1 373	URUGUAY	4 059	1 287	576
ALGERIA	14 722 860	1 031 548	450 611	ARGENTINA	8 994	2 965	1 297
LIBYA	4 346 674	289 930	128 995	CYPRUS	862	295	133
EGYPT	911 734	69 014	30 494	LEBANON	4 254	913	413
LIBERIA	4 207	126	55	SYRIA	34 238	3 926	1 844
IVORY COAST	57 752	2 391	1 055	IRAQ	10 388	3 123	1 362
GHANA	217 950	11 132	4 563	IRAN	262 515	53 393	23 135
GABON	1 107 085	70 843	31 627	ISRAEL	11 327	2 752	1 226
REP S AFRICA	2 271	341	153	JORDAN	14 598	3 406	1 507
USA	892 158	128 476	57 142	SAUDI ARABIA	28 113	6 172	2 701
CANADA	27 166	3 089	1 339	KUWAIT	21 406	3 765	1 637
MEXICO	529 123	35 038	15 665	BAHRAIN	1 193	180	81
CUBA	191 638	12 791	6 371	QATAR	303	70	30
BAHAMAS	523 353	36 593	16 583	ARAB EMIRAT	28 545	4 529	2 062
TRINIDAD TOB	2 045 498	104 882	45 177	OMAN	1 198	258	111
NETH ANTILL	1 449 420	92 455	41 030	NORTH YEMEN	2 179	296	139
COLOMBIA	63 951	3 058	1 428	SOUTH YEMEN	271	75	34
VENEZUELA	796 904	46 495	20 168	AFGHANISTAN	2 151	944	412
PERU	57 494	2 481	1 115	PAKISTAN	8 648	2 375	1 029
ARGENTINA	1 418 857	77 109	33 529	INDIA	17 448	4 885	2 137
CYPRUS	4 958	330	135	BANGLADESH	515	135	59
SYRIA	230 010	9 063	4 068	SRI LANKA	4 406	836	367
IRAN	92 441	7 044	2 988	NEPAL	355	118	55
SAUDI ARABIA	1 258 910	96 625	40 973	BURMA	806	237	103
KUWAIT	3 120 041	226 919	102 229	THAILAND	6 137	1 899	835
INDONESIA	1 539 465	80 758	38 173	VIETNAM	5 457	518	239
SINGAPORE	37 395	1 948	909	INDONESIA	11 411	3 907	1 739
P REP CHINA	182 288	12 433	5 792	MALAYSIA	2 524	728	317
JAPAN	13 245	871	366	SINGAPORE	5 877	1 409	622
AUSTRALIA	6 512	801	359	PHILIPPINES	3 434	898	390
SHIPS SUPPL	126 046	8 682	3 863	P REP CHINA	2 808	620	262
EXPORTS	78 216 588	5 604 794	2 470 448	SOUTH KOREA	14 690	4 795	2 110
FRANCE	8 931 979	610 846	276 130	JAPAN	25 456	9 883	4 391
BELGIUM LUX	3 186 276	238 345	106 709	TAIWAN	27 815	10 771	4 807
NETHERLANDS	12 636 240	737 711	320 268	HONG KONG	5 344	1 669	728
ITALY	322 165	65 321	29 351	AUSTRALIA	27 526	6 563	2 863
UNITD KINGDOM	5 472 684	296 384	128 734	NEW ZEALAND	4 251	959	417
IRISH REP	4 209	1 145	507	SHIPS SUPPL	25 406 847	1 777 750	781 541
DENMARK	1 052 683	90 686	39 952	335 RESIDUAL PETRLM PROD NES			
GREECE	43 906	10 347	4 572	IMPORTS	33 526 646	2 004 458	882 110
ICELAND	396 873	25 355	12 214	FRANCE	2 704 263	155 901	68 786
NORWAY	1 619 143	125 468	54 495	BELGIUM LUX	843 456	65 694	28 777
SWEDEN	2 040 486	197 041	84 654	NETHERLANDS	10 474 726	933 985	366 497
FINLAND	131 122	17 091	7 568	ITALY	53 859	4 547	2 009
SWITZERLAND	6 821 145	492 698	217 017	UNITD KINGDOM	709 910	88 326	38 957
AUSTRIA	6 846 282	469 728	207 595	DENMARK	84 350	5 032	2 213
PORTUGAL	282 944	18 041	8 369	GREECE	93 284	6 451	2 888
SPAIN	326 995	27 835	12 529	NORWAY	33 673	1 441	621
MALTA	655	136	60	SWEDEN	150 321	8 409	3 676
YUGOSLAVIA	88 892	20 117	8 966	FINLAND	150 741	12 527	5 301
TURKEY	28 772	6 321	2 861	SWITZERLAND	6 486	597	256
USSR	71 205	12 330	5 612	AUSTRIA	230 645	15 731	6 943
POLAND	113 864	24 168	10 732	PORTUGAL	12 200	809	349
CZECHOSLOVA	379 737	33 467	15 073	SPAIN	93 401	7 820	3 473
HUNGARY	27 343	6 850	2 998	YUGOSLAVIA	100 890	7 307	3 228
ROMANIA	16 030	4 508	1 991	USSR	5 892 545	386 654	170 138
BULGARIA	28 052	5 256	2 216	POLAND	363 706	16 925	7 367
ALBANIA	453	140	60	CZECHOSLOVA	237 179	20 945	9 206
CANARY IS	165 850	10 696	4 509	HUNGARY	366 524	25 969	11 480
MOROCCO	8 048	1 552	687	ROMANIA	86 561	3 989	1 778
CEUTA MEL	186 159	8 176	3 814	BULGARIA	220 659	16 827	7 475
ALGERIA	15 711	3 296	1 466	ALGERIA	49 828	2 083	930
TUNISIA	2 727	651	290	EGYPT	152 023	12 261	5 435
LIBYA	5 549	1 793	788	REP S AFRICA	63 692	11 315	5 043
EGYPT	89 532	8 048	3 684	USA	9 965 482	267 026	118 184
SUDAN	5 902	1 174	499	CANADA	109 163	8 739	3 772
NIGER	516	118	54	NETH ANTILL	151 473	2 133	918
LIBERIA	877	328	146	COLOMBIA	500	86	40
IVORY COAST	1 314	261	116	BRAZIL	20 790	2 389	989
GHANA	8 329	1 601	724	ARGENTINA	53 835	4 350	1 960
NIGERIA	146 976	28 624	12 612	IRAQ	5 096	869	378
CAMEROON	359	142	62	P REP CHINA	1 456	207	92
ZAIRE	1 461	278	121	JAPAN	43 223	7 062	2 921
RWANDA	547	98	42	EXPORTS	15 733 552	1 116 814	492 804
ANGOLA	2 265	240	102	FRANCE	1 278 046	88 771	39 454
ETHIOPIA	8 148	1 988	864	BELGIUM LUX	593 137	35 034	15 465
KENYA	1 919	778	341	NETHERLANDS	5 039 721	346 163	152 802
TANZANIA	2 374	514	234	ITALY	563 653	44 312	19 753
MOZAMBIQUE	3 404	587	248	UNITD KINGDOM	188 130	12 692	5 496
MADAGASCAR	352	166	74	IRISH REP	4 990	818	362
MAURITIUS	557	155	65	DENMARK	852 756	52 782	23 056
ZAMBIA	605	206	93	GREECE	19 456	2 905	1 299
ZIMBABWE	5 417	1 300	559	ICELAND	1 376	231	107
MALAWI	825	96	42	NORWAY	691 143	47 340	20 989
REP S AFRICA	64 042	12 993	5 765	SWEDEN	238 434	22 983	10 148
USA	551 686	46 100	20 344	FINLAND	208 936	17 968	7 869
CANADA	4 551	2 191	970	SWITZERLAND	1 168 716	64 905	28 364
MEXICO	2 350	1 630	718	AUSTRIA	1 912 578	105 583	46 014
GUATEMALA	254	145	59				
REP HONDURAS	327	134	58				
NICARAGUA	349	97	44				

## 6 IMPORTS AND EXPORTS (SPECIAL TRADE) BY GROUPS OF THE SITC-REV. II AND BY COUNTRIES OF PRODUCTION AND CONSUMPTION 1981

GROUP COUNTRY	DT = 100 KG	1 000 DM	1 000 \$	GROUP COUNTRY	DT = 100 KG	1 000 DM	1 000 \$
PORTUGAL	21 207	2 164	979	BELGIUM LUX	2 952	46 556	20 672
SPAIN	171 652	10 421	4 695	NETHERLANDS	489 170	88 435	39 588
MALTA	3 353	473	213	SWITZERLAND	6 410 018	436 776	194 024
YUGOSLAVIA	77 357	7 988	3 575	AUSTRIA	5 664 598	420 418	185 352
TURKEY	84 045	5 892	2 629	EXPORTS	9 257 489	676 737	308 738
USSR	407 483	22 806	10 083	FRANCE	2 768 161	174 307	79 146
POLAND	77 188	8 741	3 958	BELGIUM LUX	1 739 326	130 046	58 015
CZECHOSLOVIA	44 435	5 407	2 404	NETHERLANDS	328 556	32 941	13 996
HUNGARY	29 501	3 935	1 763	SWITZERLAND	3 619 427	314 509	146 564
ROMANIA	58 445	5 097	2 325	AUSTRIA	715 637	19 713	8 663
BULGARIA	7 526	2 252	996	411 ANIMAL OILS AND FATS			
ALBANIA	3 249	521	234	IMPORTS	3 872 779	391 301	173 175
MOROCCO	5 756	996	440	FRANCE	28 626	3 435	1 539
ALGERIA	5 989	782	360	BELGIUM LUX	83 063	10 345	4 609
LIBYA	4 888	1 747	790	NETHERLANDS	216 028	21 240	9 373
EGYPT	184 193	13 291	5 764	ITALY	160 113	27 371	12 191
SUDAN	11 509	1 198	511	UNTD KINGDOM	53 483	6 803	3 043
SENEGAL	4 312	733	336	IRISH REP	12 519	966	446
GAMBIA	996	144	63	DENMARK	668 794	59 447	26 251
SIERRA LEONE	5 497	853	373	ICELAND	103 625	10 639	4 719
LIBERIA	4 297	714	307	NORWAY	274 486	25 280	10 905
IVORY COAST	6 310	918	397	SWEDEN	17 730	1 609	713
GHANA	138 326	7 410	3 259	FINLAND	1 208	98	46
TOGO	952	154	64	SWITZERLAND	67 013	5 891	2 594
NIGERIA	113 101	11 396	5 140	AUSTRIA	159 715	13 472	5 927
CAMEROON	64 730	3 898	1 817	PORTUGAL	22 667	1 908	871
GABON	7 486	823	356	SPAIN	4 219	611	262
ZAIRE	2 595	518	230	YUGOSLAVIA	4 802	398	170
RWANDA	21 029	1 201	524	USSR	2 790	180	79
ANGOLA	1 112	216	88	POLAND	247	105	47
ETHIOPIA	7 323	1 258	551	CZECHOSLOVIA	51 286	3 877	1 739
KENYA	10 888	1 857	807	HUNGARY	60 726	5 711	2 567
UGANDA	388	67	30	ROMANIA	1 576	134	60
TANZANIA	10 213	1 605	773	CANARY IS	13 965	1 205	584
MOZAMBIQUE	831	154	69	MOROCCO	47 875	4 213	1 853
MADAGASCAR	5 000	1 074	477	MAURITANIA	20 499	1 677	748
MAURITIUS	316	66	30	REP S AFRICA	36 585	3 018	1 356
ZAMBIA	4 935	1 085	468	USA	669 330	72 185	31 479
ZIMBABWE	6 623	1 047	462	CANADA	364 035	38 285	17 278
REP S AFRICA	145 855	20 919	9 236	PANAMA	12 201	1 118	530
USA	280 092	23 313	10 279	PERU	2 577	743	333
CANADA	242 568	17 578	7 424	CHILE	8 777	906	428
MEXICO	21 936	3 555	1 580	ARGENTINA	124 843	13 015	5 674
GUATEMALA	22 952	3 215	1 429	ISRAEL	573	128	57
REP HONDURAS	7 127	1 217	566	JAPAN	449 605	42 292	18 992
EL SALVADOR	4 926	642	279	AUSTRALIA	96 741	9 878	4 390
COSTA RICA	9 960	1 847	828	NEW ZEALAND	29 327	3 018	1 296
CUBA	1 291	197	86	EXPORTS	1 670 985	164 502	72 819
REP HAITI	1 029	166	75	FRANCE	203 452	19 213	8 520
DOMINIC REP	2 073	275	128	BELGIUM LUX	120 754	10 661	4 792
JAMAICA	2 213	441	197	NETHERLANDS	937 151	80 884	35 679
TRINIDAD TOB	1 167	188	84	ITALY	9 935	1 212	532
COLOMBIA	29 859	4 579	2 018	UNTD KINGDOM	70 896	9 157	4 057
VENEZUELA	81 230	5 212	2 336	IRISH REP	8 769	984	452
ECUADOR	12 669	1 753	776	DENMARK	104 631	9 734	4 312
PERU	7 485	1 225	555	GREECE	2 236	446	198
BRAZIL	6 818	2 130	966	NORWAY	1 274	144	65
CHILE	17 266	2 714	1 209	SWEDEN	371	117	54
BOLIVIA	537	86	36	SWITZERLAND	14 425	1 852	828
ARGENTINA	33 481	3 359	1 497	AUSTRIA	6 627	998	449
LEBANON	2 411	196	85	PORTUGAL	917	193	85
SYRIA	1 948	316	132	SPAIN	4 330	926	418
IRAQ	4 964	997	457	YUGOSLAVIA	165	72	32
IRAN	60 190	8 356	3 622	TURKEY	23 123	3 429	1 463
ISRAEL	4 621	859	378	USSR	7 207	977	457
JORDAN	2 022	293	129	POLAND	193	99	42
SAUDI ARABIA	9 051	1 158	517	CZECHOSLOVIA	167	247	107
KUWAIT	6 926	1 055	467	HUNGARY	4 155	564	251
BAHRAIN	159 694	11 228	4 870	EGYPT	9 643	1 232	559
ARAB EMIRAT	3 864	676	301	SIERRA LEONE	432	74	34
OMAN	83 348	4 648	2 178	NIGERIA	22 350	3 333	1 491
NORTH YEMEN	82 839	3 951	1 914	RWANDA	4 884	750	320
SOUTH YEMEN	629	78	37	BURUNDI	7 335	828	358
PAKISTAN	26 259	3 371	1 508	KENYA	15 190	1 868	825
INDIA	14 005	2 535	1 082	TANZANIA	8 047	1 098	482
BANGLADESH	7 491	987	425	REP S AFRICA	5 305	1 029	452
SRI LANKA	2 492	171	80	USA	3 961	849	373
BURMA	1 524	124	56	MEXICO	3 360	1 921	850
THAILAND	6 438	858	383	COLOMBIA	443	109	48
INDONESIA	10 921	1 470	659	VENEZUELA	255	67	31
MALAYSIA	5 740	529	237	CHILE	2 048	415	187
SINGAPORE	1 986	493	214	ARGENTINA	527	136	56
PHILIPPINES	1 644	328	140	IRAQ	751	240	109
P REP CHINA	3 000	606	268	IRAN	63 913	8 046	3 579
SOUTH KOREA	516	105	42	INDONESIA	294	174	84
JAPAN	753	222	102				
TAIWAN	5 210	870	388				
HONG KONG	1 936	252	114				
AUSTRALIA	8 454	1 406	620				
NEW ZEALAND	1 451	220	94				
341 GAS NATURAL AND MANUFACT				423 FIXED VEG OILS,SOFT			
IMPORTS	385 186 942	14 813 040	6 613 557	IMPORTS	3 006 004	417 018	183 892
EXPORTS	85 482 770	3 880 786	1 720 405	FRANCE	270 896	33 781	14 686
351 ELECTRIC ENERGY MWH				BELGIUM LUX	308 838	48 222	21 050
IMPORTS	14 697 789	1 140 476	505 435	NETHERLANDS	1 703 082	205 465	90 568
FRANCE	136 729	7 424	3 125	ITALY	14 113	7 380	3 281
				UNTD KINGDOM	54 832	5 892	2 756
				DENMARK	5 285	666	286
				GREECE	1 005	500	224

## 6 IMPCPTS AND EXPORTS (SPECIAL TRADE) BY GROUPS OF THE SITC-REV. II AND BY COUNTRIES OF PRODUCTION AND CONSUMPTION 1981

GROUP COUNTRY	DT = 100 KG	1 000 DM	1 000 \$	GROUP COUNTRY	DT = 100 KG	1 000 DM	1 000 \$
SWEDEN	83 991	8 866	4 010	THAILAND	42 323	8 630	3 836
FINLAND	43 454	4 724	2 160	INDONESIA	315 520	39 007	17 820
SWITZERLAND	37 048	6 485	2 883	MALAYSIA	701 715	93 198	41 193
PORTUGAL	583	307	138	PHILIPPINES	1 924 803	261 443	115 635
SPAIN	44 544	9 630	4 283	P REP CHINA	5 963	1 127	528
TURKEY	1 546	764	342	JAPAN	333	294	129
USSR	17 305	2 399	1 078	PAPUA NEW G	154 777	20 401	8 950
POLAND	15 959	2 002	918	SOLOMON IS	33 127	4 502	2 002
CZECHOSLOVA	4 851	524	231	EXPORTS	1 133 053	194 678	86 601
HUNGARY	12 707	1 511	689	FRANCE	117 111	19 941	8 798
MOROCCO	388	165	74	BELGIUM LUX	74 668	12 641	5 556
MALI	3 698	2 324	1 008	NETHERLANDS	332 606	48 807	21 665
REP S AFRICA	13 577	3 153	1 322	ITALY	103 060	17 680	7 849
USA	76 208	12 547	5 525	UNITD KINGDOM	39 496	7 331	3 227
CANADA	9 535	1 446	620	IRISH REP	217	78	37
BRAZIL	61 651	13 611	6 117	DENMARK	64 165	10 935	4 835
ARGENTINA	176 323	35 761	15 787	GREECE	634	230	100
ISRAEL	9 953	1 575	663	NORWAY	2 805	530	230
P REP CHINA	28 042	6 872	2 995	SWEDEN	25 549	4 566	2 023
AUSTRALIA	1 483	433	184	FINLAND	7 247	1 368	601
EXPORTS	5 775 439	776 483	344 492	SWITZERLAND	24 078	4 688	2 071
FRANCE	894 020	137 935	61 022	AUSTRIA	75 035	12 141	5 414
BELGIUM LUX	213 229	31 067	13 945	PORTUGAL	2 520	514	231
NETHERLANDS	1 765 284	217 714	96 889	SPAIN	412	183	78
ITALY	248 705	31 416	14 157	YUGOSLAVIA	9 718	1 735	780
UNITD KINGDOM	41 178	5 625	2 388	TURKEY	1 632	369	165
DENMARK	210 114	27 858	12 249	USSR	14 297	2 507	1 134
GREECE	3 516	580	260	POLAND	13 551	2 128	856
ICELAND	473	80	33	CZECHOSLOVA	13 627	2 180	960
NORWAY	268	80	34	HUNGARY	10 083	1 726	801
SWEDEN	416 246	49 836	22 215	ROMANIA	79 324	14 781	6 835
FINLAND	1 591	588	267	ALGERIA	45 599	9 276	4 152
SWITZERLAND	55 381	9 383	4 084	TUNISIA	4 179	861	364
AUSTRIA	311 515	40 077	17 854	LIBYA	944	179	75
SPAIN	2 500	348	147	EGYPT	1 736	559	257
GIBRALTAR	416	87	40	SIERRA LEONE	1 607	323	138
USSR	90 122	17 120	7 662	GHANA	1 351	491	208
POLAND	3 219	699	305	NIGERIA	8 757	1 701	746
CZECHOSLOVA	4 869	568	246	ANGOLA	18 507	3 317	1 606
HUNGARY	3 918	481	199	MAURITIUS	1 872	356	158
CANARY IS	91 340	11 240	5 100	REP S AFRICA	1 228	370	163
LIBYA	3 104	542	246	USA	1 290	978	435
EGYPT	78 995	12 369	5 320	GUATEMALA	881	176	76
CAPE VERDE	1 022	359	155	VENEZUELA	988	215	91
SENEGAL	11 169	1 638	694	SURINAM	321	69	31
GAMBIA	663	128	56	ECUADOR	1 238	330	137
SIERRA LEONE	14 519	2 350	1 045	CYPRUS	427	149	65
LIBERIA	6 014	949	437	LEBANON	3 513	1 126	489
GHANA	3 415	620	274	SYRIA	283	96	44
NIGERIA	1 140 900	151 464	66 871	IRAN	14 921	4 318	1 943
CAMEROON	835	139	66	ISRAEL	407	157	71
GABON	31 377	5 410	2 403	KUWAIT	273	85	38
ETHIOPIA	4 050	796	356	ARAB EMIRAT	295	124	54
SOMALIA	6 351	864	366	INDONESIA	2 075	384	165
TANZANIA	6 829	1 183	533	MALAYSIA	1 762	349	152
REP S AFRICA	1 023	133	59	SINGAPORE	455	92	42
USA	12 477	1 615	715	PHILIPPINES	1 169	210	90
COSTA RICA	1 000	154	62	JAPAN	72	157	67
REP HAITI	434	80	37	AUSTRALIA	2 077	394	167
CHILE	1 564	340	151	431 PROCESD ANML VEG OIL, ETC			
IRAN	1 039	236	99	IMPORTS	2 620 023	302 929	134 318
INDIA	1 925	241	111	FRANCE	108 019	9 916	4 421
SRI LANKA	497	82	37	BELGIUM LUX	241 178	29 133	12 879
INDONESIA	4 584	843	368	NETHERLANDS	755 915	92 761	41 432
SINGAPORE	11 710	1 490	694	ITALY	146 288	18 741	8 256
HONG KONG	36 206	4 768	2 104	UNITD KINGDOM	66 190	8 236	3 668
AUSTRALIA	24 569	3 161	1 382	DENMARK	121 472	14 854	6 570
NEW ZEALAND	7 900	1 128	486	ICELAND	356	102	46
FIJI	1 693	320	139	NORWAY	35 741	4 570	2 027
424 FIXED VEG OIL NONSOFT				SWEDEN	66 225	6 483	2 853
IMPORTS	4 408 858	614 768	272 928	FINLAND	21 963	2 365	1 047
FRANCE	20 311	3 208	1 435	SWITZERLAND	25 657	2 811	1 241
BELGIUM LUX	24 297	4 662	2 073	AUSTRIA	17 878	1 548	675
NETHERLANDS	359 764	51 810	23 550	PORTUGAL	5 505	725	332
ITALY	8 553	1 846	801	SPAIN	17 340	2 194	958
UNITD KINGDOM	10 570	1 634	740	YUGOSLAVIA	67 591	5 080	2 220
DENMARK	68 852	9 935	4 411	USSR	463	459	202
SWEDEN	1 082	108	50	POLAND	18 731	995	445
SWITZERLAND	2 205	599	259	CZECHOSLOVA	41 365	3 152	1 388
AUSTRIA	1 106	324	146	HUNGARY	10 037	689	304
TURKEY	222	141	65	ROMANIA	20 520	2 894	1 285
USSR	1 814	206	94	BULGARIA	2 330	208	85
SIERRA LEONE	5 074	662	293	MOROCCO	243	226	108
LIBERIA	2 495	407	173	MALI	179	177	75
IVORY COAST	177 314	23 212	10 427	CAMEROON	118	117	51
BENIN	20 135	2 957	1 237	CENT AFR REP	281	282	124
NIGERIA	54 147	6 689	2 914	ETHIOPIA	387	407	183
CAMEROON	32 688	4 475	1 911	KENYA	90	101	44
ZAIRE	80 379	10 356	4 545	TANZANIA	598	667	285
REP S AFRICA	639	105	51	MADAGASCAR	251	238	103
USA	67 170	12 087	5 362	USA	101 331	11 854	5 234
CANADA	17 023	2 004	866	CANADA	172	174	81
ECUADOR	3 026	652	267	MEXICO	1 024	957	438
BRAZIL	151 536	28 478	12 370	CUBA	101	106	47
PARAGUAY	9 444	2 837	1 263	REP HAITI	162	180	80
URUGUAY	13 175	1 974	902	PERU	47 230	2 080	901
ARGENTINA	80 952	12 416	5 567	BRAZIL	23 343	5 510	2 414
INDIA	312	87	42	CHILE	1 105	174	76
SRI LANKA	14 966	2 136	946	PARAGUAY	4 891	369	169

## 6 IMPORTS AND EXPORTS (SPECIAL TRADE) BY GROUPS OF THE SITC-REV. II AND BY COUNTRIES OF PRODUCTION AND CONSUMPTION 1981

GROUP COUNTRY	DT = 100 KG	1 000 DM	1 000 \$	GROUP COUNTRY	DT = 100 KG	1 000 DM	1 000 \$
ARGENTINA	21 088	3 146	1 364	MALAYSIA	1 622	383	170
INDIA	259	90	39	SINGAPORE	1 835	385	172
BANGLADESH	81	76	33	PHILIPPINES	5 471	967	427
SRI LANKA	1 497	271	115	NORTH KOREA	1 005	173	80
INDONESIA	35 234	3 192	1 376	SOUTH KOREA	3 864	1 297	575
MALAYSIA	563 714	60 907	26 978	JAPAN	4 728	1 474	656
SINGAPORE	4 779	368	168	TAIWAN	9 620	2 381	1 055
PHILIPPINES	16 734	1 604	712	HONG KONG	7 402	1 418	618
P. REP. CHINA	1 692	613	280	AUSTRALIA	16 190	2 772	1 177
JAPAN	344	185	83	NEW ZEALAND	4 777	855	368
AUSTRALIA	487	498	222				
NEW ZEALAND	108	117	54				
				511 HYDROCARBONS NES, DERIVS			
EXPORTS	4 298 403	620 069	275 340	IMPORTS	20 958 741	2 621 178	1 161 673
FRANCE	583 143	84 634	37 474	FRANCE	1 233 625	159 542	70 652
BELGIUM LUX	326 745	48 506	21 592	BELGIUM LUX	3 794 797	499 977	224 760
NETHERLANDS	758 852	87 830	39 225	NETHERLANDS	8 787 202	1 125 955	497 057
ITALY	171 556	29 991	13 302	ITALY	401 443	55 071	24 298
UNTD KINGDOM	204 059	26 655	11 754	UNTD KINGDOM	1 675 638	219 723	97 009
IRISH REP	78 924	9 916	4 416	DENMARK	3 917	468	205
DENMARK	661 179	72 769	32 191	NORWAY	207 661	22 416	9 844
GREECE	136 711	23 344	10 360	SWEDEN	4 041	561	256
ICELAND	1 483	309	145	FINLAND	527 539	55 069	24 503
NORWAY	10 268	1 510	676	SWITZERLAND	12 398	3 246	1 444
SWEDEN	46 152	7 174	3 228	AUSTRIA	106 485	8 580	3 795
FINLAND	7 283	1 338	594	PORTUGAL	21 729	2 320	1 021
SWITZERLAND	70 539	12 300	5 472	SPAIN	138 135	13 892	6 102
AUSTRIA	178 265	27 701	12 293	YUGOSLAVIA	42 109	3 828	1 637
PORTUGAL	10 685	2 509	1 117	USSR	675 140	36 599	15 847
SPAIN	16 768	3 275	1 459	POLAND	303 291	32 944	15 052
MALTA	256	86	38	CZECHOSLOVA	951 204	110 297	48 035
YUGOSLAVIA	48 461	9 694	4 250	HUNGARY	584 937	60 983	27 051
TURKEY	10 027	2 257	989	ROMANIA	65 948	4 803	2 158
USSR	13 096	2 319	1 056	BULGARIA	112 886	11 208	4 833
POLAND	132 276	18 716	8 347	ALGERIA	39 962	6 080	2 626
CZECHOSLOVA	934	292	128	USA	898 806	136 380	60 921
HUNGARY	18 908	3 395	1 497	CANADA	183 529	19 906	8 826
ROMANIA	16 043	3 336	1 468	TRINIDAD TOB	9 585	1 032	489
BULGARIA	2 433	473	210	NETH ANTILL	10 450	1 118	522
CANARY IS	314	68	31	BRAZIL	67 609	9 167	3 933
MOROCCO	10 209	1 712	762	ARGENTINA	57 528	8 081	3 527
ALGERIA	88 604	18 599	7 956	ISRAEL	433	256	119
TUNISIA	21 144	3 721	1 654	INDIA	113	230	103
LIBYA	264	232	110	P. REP. CHINA	1 276	531	228
EGYPT	11 705	1 603	728	JAPAN	38 651	10 780	4 763
SUDAN	217	71	32				
MALI	9 047	1 028	475	EXPORTS	16 812 926	2 259 483	1 004 417
UPPER VOLTA	8 128	816	374	FRANCE	1 379 131	187 059	83 039
SENEGAL	273	71	32	BELGIUM LUX	5 407 946	794 663	353 089
SIERRA LEONE	22 789	2 970	1 302	NETHERLANDS	5 599 242	385 672	171 649
LIBERIA	7 942	777	341	ITALY	988 371	129 151	57 840
IVORY COAST	379	79	36	UNTD KINGDOM	1 140 183	138 867	61 486
GHANA	35 224	4 559	1 977	IRISH REP	15 243	2 549	1 142
NIGERIA	17 589	3 558	1 573	DENMARK	61 282	11 550	5 112
GABON	1 499	266	118	GREECE	25 742	4 355	1 936
ZAIRE	558	81	35	ICELAND	620	122	55
RWANDA	5 779	637	276	NORWAY	20 513	3 831	1 708
BURUNDI	3 091	301	131	SWEDEN	268 419	40 535	17 970
ETHIOPIA	29 990	3 666	1 648	FINLAND	42 492	7 583	3 459
KENYA	8 911	1 177	519	SWITZERLAND	290 498	53 230	23 510
TANZANIA	19 789	2 585	1 167	AUSTRIA	1 445 018	159 445	70 970
MOZAMBIQUE	3 318	555	246	PORTUGAL	14 858	2 438	1 080
MAURITIUS	11 340	1 959	872	SPAIN	131 705	19 588	8 690
ZAMBIA	780	156	67	YUGOSLAVIA	65 678	12 946	5 716
ZIMBABWE	351	73	34	TURKEY	17 949	3 803	1 688
REP. S. AFRICA	11 780	2 554	1 116	USSR	264 001	22 521	10 111
USA	9 536	2 125	943	POLAND	51 530	8 893	4 045
CANADA	354	89	39	CZECHOSLOVA	163 595	30 936	14 534
MEXICO	522	228	102	HUNGARY	49 074	9 699	4 308
GUATEMALA	373	94	41	ROMANIA	148 342	22 831	10 103
EL SALVADOR	283	80	35	BULGARIA	3 495	1 235	534
NICARAGUA	620	171	75	MOROCCO	3 895	947	424
COSTA RICA	806	208	92	ALGERIA	37 792	4 767	2 152
CUBA	8 438	1 574	700	TUNISIA	2 804	765	336
REP. HAITI	506	92	42	LIBYA	1 229	370	169
JAMAICA	954	173	76	EGYPT	9 217	1 298	585
TRINIDAD TOB	313	74	30	SUDAN	1 677	437	189
COLOMBIA	2 385	500	215	SENEGAL	798	294	127
VENEZUELA	5 746	1 942	850	LIBERIA	772	151	66
ECUADOR	737	223	96	IVORY COAST	5 238	920	396
PERU	826	190	80	GHANA	12 485	2 523	1 118
BRAZIL	1 884	388	173	NIGERIA	16 502	4 047	1 767
CHILE	2 644	662	289	CAMEROON	1 147	380	162
BOLIVIA	1 047	237	106	GABON	4 410	98	38
URUGUAY	344	78	36	ZAIRE	3 490	527	234
ARGENTINA	3 734	814	358	ETHIOPIA	935	174	74
CYPRUS	1 759	406	176	KENYA	3 119	707	303
LEBANON	13 913	1 932	853	TANZANIA	607	115	53
SYRIA	39 807	5 268	2 329	ZAMBIA	782	206	94
IRAQ	1 146	226	100	ZIMBABWE	2 271	416	183
IRAN	226 421	41 912	18 982	REP. S. AFRICA	30 354	6 201	2 765
ISRAEL	14 974	2 318	1 040	USA	105 573	38 548	16 928
JORDAN	2 475	627	270	CANADA	31 053	4 191	1 836
SAUDI ARABIA	23 834	3 937	1 732	MEXICO	29 328	5 889	2 587
KUWAIT	543	135	61	GUATEMALA	655	202	86
ARAB EMIRAT	18 292	2 964	1 381	EL SALVADOR	1 219	466	205
AFGHANISTAN	294	104	46	COSTA RICA	446	112	48
PAKISTAN	825	246	105	CUBA	3 616	577	253
INDIA	5 419	857	414	DOMINIC REP	1 437	273	121
BANGLADESH	792	185	80	JAMAICA	696	243	101
BURMA	1 871	334	152	BARBADOS	1 500	168	76
THAILAND	5 621	1 127	498	TRINIDAD TOB	340	120	51
INDONESIA	3 430	779	347				

## 6. IMPORTS AND EXPORTS (SPECIAL TRADE) BY GROUPS OF THE SITC-REV. II AND BY COUNTRIES OF PRODUCTION AND CONSUMPTION 1981

GROUP COUNTRY	DT = 100 KG	1 000 DM	1 000 \$	GROUP COUNTRY	DT = 100 KG	1 000 DM	1 000 \$
COLOMBIA	12 370	3 474	1 539	SWITZERLAND	399 485	70 927	31 286
VENEZUELA	20 965	1 760	816	AUSTRIA	208 721	36 493	16 169
ECUADOR	2 773	671	292	PORTUGAL	31 464	5 757	2 545
PERU	6 935	1 981	874	SPAIN	202 201	48 292	21 499
BRAZIL	39 577	12 455	5 462	MALTA	292	85	40
CHILE	4 913	1 271	564	YUGOSLAVIA	254 162	53 935	24 115
BOLIVIA	525	156	68	TURKEY	43 337	10 803	4 809
PARAGUAY	449	166	73	USSR	411 556	78 082	34 979
URUGUAY	4 201	783	346	POLAND	116 899	26 169	11 689
ARGENTINA	51 675	8 192	3 646	CZECHOSLOVAKIA	256 068	54 310	24 131
CYPRUS	3 733	600	263	HUNGARY	150 986	29 450	13 049
LEBANON	2 755	572	253	ROMANIA	75 251	20 097	8 888
SYRIA	1 369	291	132	BULGARIA	35 995	9 825	4 253
IRAQ	5 200	992	434	ALBANIA	137	110	47
IRAN	76 199	13 376	5 806	MOROCCO	4 083	970	434
ISRAEL	129 382	8 629	3 689	ALGERIA	718	501	223
JORDAN	1 202	222	96	TUNISIA	1 107	356	156
SAUDI ARABIA	25 894	6 482	2 831	LIBYA	1 142	462	218
KUWAIT	11 007	1 680	738	EGYPT	3 318	971	439
BAHRAIN	4 323	676	296	NIGER	541	139	63
ARAB EMIRAT	15 582	2 544	1 124	SENEGAL	463	182	79
OMAN	1 193	133	58	LIBERIA	766	163	72
NORTH YEMEN	86	83	37	IVORY COAST	1 194	444	192
PAKISTAN	6 211	1 362	605	GHANA	711	222	97
INDIA	16 781	2 643	1 179	NIGERIA	5 986	2 505	1 093
BANGLADESH	1 537	423	188	CAMEROON	1 823	691	303
NEPAL	240	84	37	ZAIRE	906	1 011	436
BURMA	497	179	79	ANGOLA	312	90	39
THAILAND	9 965	2 553	1 135	KENYA	5 144	1 748	752
INDONESIA	8 000	1 766	779	TANZANIA	646	221	104
MALAYSIA	6 833	1 797	776	ZAMBIA	867	341	161
SINGAPORE	6 591	1 537	685	ZIMBABWE	503	139	58
PHILIPPINES	8 245	1 547	672	REP S AFRICA	50 177	12 141	5 322
P REP CHINA	269 535	28 208	12 442	USA	230 858	93 147	40 803
SOUTH KOREA	5 665	998	419	CANADA	17 847	3 441	1 506
JAPAN	18 195	4 662	2 070	MEXICO	20 253	7 971	3 514
TAIWAN	16 326	2 842	1 244	GUATEMALA	622	337	151
HONG KONG	5 234	1 244	545	REF HONDURAS	55	78	34
AUSTRALIA	96 929	8 389	3 752	EL SALVADOR	589	140	62
NEW ZEALAND	4 370	1 503	664	COSTA RICA	916	306	130
				PANAMA	150	74	31
512 ALCOHOLS, PHENOLS, ETC				CUBA	2 139	1 457	636
IMPORTS	11 165 922	1 067 610	473 361	DOMINIC REP	902	409	173
FRANCE	977 246	195 225	86 307	TRINIDAD TOB	228	81	35
BELGIUM LUX	818 496	110 285	48 771	COLOMBIA	2 200	1 190	515
NETHERLANDS	4 910 543	374 293	166 402	VENEZUELA	11 783	3 631	1 611
ITALY	292 112	44 740	19 799	ECUADOR	5 360	1 322	588
UNTD KINGDOM	2 251 833	137 063	60 741	PERU	29 700	6 061	2 642
DENMARK	12 316	1 704	760	BRAZIL	83 992	21 443	9 495
NORWAY	13 122	2 388	1 109	CHILE	3 435	1 672	732
SWEDEN	28 211	8 701	3 869	BOLIVIA	305	140	59
FINLAND	2 632	2 865	1 261	URUGUAY	8 175	1 575	692
SWITZERLAND	115 488	14 947	6 598	ARGENTINA	64 104	13 506	5 906
AUSTRIA	26 342	1 833	817	CYPRUS	518	147	63
PORTUGAL	903	126	54	LEBANON	913	375	162
SPAIN	14 750	3 738	1 631	SYRIA	1 639	511	223
YUGOSLAVIA	9 341	573	246	IRAN	40 467	10 150	4 428
USSR	253 315	10 625	4 534	IRAN	58 761	10 337	4 588
POLAND	171 592	7 083	3 166	ISRAEL	64 972	12 626	5 624
CZECHOSLOVAKIA	56 712	6 495	2 981	JORDAN	647	245	108
HUNGARY	2 820	2 132	929	SAUDI ARABIA	7 552	1 520	665
ROMANIA	14 756	1 866	790	KUWAIT	1 253	320	140
BULGARIA	12 546	1 898	832	ARAB EMIRAT	3 499	499	227
MOROCCO	819	160	64	AFGHANISTAN	1 960	495	215
LIBYA	364 809	15 903	7 323	PAKISTAN	6 756	1 710	748
EGYPT	12 733	2 425	1 050	INDIA	150 730	29 992	13 357
SUDAN	500	78	36	BANGLADESH	1 426	308	138
SENEGAL	2 252	304	144	SRI LANKA	106	85	40
IVORY COAST	12 552	2 228	984	BURMA	133	102	43
GHANA	3 430	530	212	THAILAND	8 750	2 331	1 041
NIGERIA	6 924	1 204	537	VIETNAM	31 157	5 440	2 309
ZAIRE	4 507	737	326	INDONESIA	4 534	1 916	844
KENYA	3 690	671	298	MALAYSIA	2 553	1 250	544
REP S AFRICA	300	6 494	2 898	SINGAPORE	8 376	1 572	679
USA	592 043	69 950	31 084	PHILIPPINES	27 814	4 908	2 227
CANADA	69 341	6 876	3 000	P REP CHINA	782 700	128 668	57 594
MEXICO	12	87	42	SOUTH KOREA	111 769	20 339	8 884
JAMAICA	484	97	41	JAPAN	124 175	32 210	14 303
TRINIDAD TOR	1 776	333	160	TAIWAN	212 925	39 103	16 849
BRAZIL	41 697	4 800	2 080	HONG KONG	4 461	1 930	853
PARAGUAY	39	88	41	AUSTRALIA	32 731	7 633	3 339
ARGENTINA	23 785	4 213	1 876	NEW ZEALAND	6 972	1 814	791
ISRAEL	238	177	75	513 ORGANIC ACIDS, ETC			
INDONESIA	4 562	820	357	IMPORTS	4 020 421	900 523	399 814
MALAYSIA	500	95	47	FRANCE	1 111 071	234 906	104 337
P REP CHINA	8 940	7 526	3 374	BELGIUM LUX	609 978	123 714	54 945
JAPAN	24 611	13 070	5 744	NETHERLANDS	1 002 538	173 842	77 419
EXPORTS	9 617 685	1 930 872	865 070	ITALY	281 513	71 352	31 525
FRANCE	1 075 912	223 539	99 323	UNTD KINGDOM	399 430	89 395	39 518
BELGIUM LUX	841 199	140 549	62 499	IRISH REP	21 080	12 962	5 796
NETHERLANDS	1 270 100	232 599	102 798	DENMARK	34 239	11 203	4 971
ITALY	824 992	163 890	72 942	GREECE	19	83	39
UNTD KINGDOM	595 205	125 000	55 528	NORWAY	3 424	1 071	482
IRISH REP	13 528	8 686	3 794	SWEDEN	58 054	15 341	6 842
DENMARK	198 302	42 161	18 783	FINLAND	9 494	1 599	698
GREECE	17 089	5 216	2 334	SWITZERLAND	72 680	49 742	22 136
ICELAND	272	92	43	AUSTRIA	75 200	21 042	9 260
NORWAY	105 159	17 591	7 856	SPAIN	53 909	16 018	7 060
SWEDEN	130 926	28 747	12 779	YUGOSLAVIA	8 372	1 522	684
FINLAND	92 169	17 974	8 025	TURKEY	5 011	1 165	524

## 6 IMPORTS AND EXPORTS (SPECIAL TRADE) BY GROUPS OF THE SITC-REV. II AND BY COUNTRIES OF PRODUCTION AND CONSUMPTION 1981

GROUP COUNTRY	DT = 100 KG	1 000 DM	1 000 \$	GROUP COUNTRY	DT = 100 KG	1 000 DM	1 000 \$
POLAND	3 141	1 102	488	SRI LANKA	5 088	1 001	446
CZECHOSLOVAKIA	22 132	2 870	1 272	BURMA	1 972	531	236
HUNGARY	1 889	366	156	THAILAND	21 770	5 080	2 276
ROMANIA	7 041	1 755	806	VIETNAM	27 103	4 459	2 054
BULGARIA	2 451	415	175	INDONESIA	167 091	32 690	14 363
USA	166 841	43 142	19 185	MALAYSIA	33 453	5 935	2 669
CANADA	3 816	985	438	SINGAPORE	69 590	13 619	6 060
PANAMA	668	91	42	PHILIPPINES	21 790	5 525	2 443
BRAZIL	11 678	3 137	1 390	P. REP. CHINA	482 918	81 978	36 333
ARGENTINA	2 045	396	174	NORTH KOREA	2 400	506	228
ISRAEL	7 714	2 698	1 202	SOUTH KOREA	98 677	20 717	9 146
INDIA	370	490	217	JAPAN	98 519	32 044	14 252
P. REP. CHINA	20 764	7 457	3 303	TAIWAN	136 805	30 007	13 369
SOUTH KOREA	107	174	77	HONG KONG	88 435	17 112	7 523
JAPAN	15 645	9 271	4 114	AUSTRALIA	64 081	46 442	20 226
NEW ZEALAND	44	257	116	NEW ZEALAND	18 101	3 746	1 615
EXPORTS	10 477 413	2 431 411	1 080 475	514 NITROGEN-FUNCTN COMPOUNDS			
FRANCE	852 874	208 524	92 929	IMPORTS	3 643 150	1 724 480	760 545
BELGIUM LUX	451 846	82 915	36 935	FRANCE	1 309 079	460 839	205 080
NETHERLANDS	1 479 194	306 253	135 990	BELGIUM LUX	574 209	175 025	77 828
ITALY	1 230 368	259 089	115 525	NETHERLANDS	657 086	110 972	49 484
UNITED KINGDOM	746 602	181 631	80 584	ITALY	137 752	76 517	34 087
IRISH REP	49 242	9 415	4 162	UNITED KINGDOM	266 957	519 469	224 357
DENMARK	144 465	32 325	14 418	IRISH REP	48	1 995	826
GREECE	136 189	29 488	12 930	DENMARK	4 022	4 638	2 058
ICELAND	4 464	1 430	648	NORWAY	8 975	1 117	495
NORWAY	256 299	26 429	11 645	SWEDEN	8 622	5 889	2 622
SWEDEN	166 901	39 411	17 590	FINLAND	2 359	2 242	998
FINLAND	133 232	23 059	10 328	SWITZERLAND	33 354	102 346	45 782
SWITZERLAND	577 717	128 804	56 975	AUSTRIA	373 384	58 676	26 129
AUSTRIA	171 535	39 053	17 413	PORTUGAL	2 040	189	83
PORTUGAL	110 419	23 599	10 544	SPAIN	9 670	15 986	7 098
SPAIN	270 075	58 768	26 143	YUGOSLAVIA	5 252	1 493	661
MALTA	663	196	89	USSR	1 087	1 156	511
YUGOSLAVIA	169 033	40 495	18 108	POLAND	20 746	3 563	1 546
TURKEY	48 562	12 598	5 575	CZECHOSLOVAKIA	12 222	5 854	2 591
USSR	152 041	37 212	16 547	HUNGARY	4 065	8 350	3 687
POLAND	35 703	9 310	4 115	ROMANIA	3 482	476	206
CZECHOSLOVAKIA	205 736	44 035	19 438	BULGARIA	1 750	296	126
HUNGARY	99 864	26 684	11 927	EGYPT	22	104	49
ROMANIA	44 958	11 156	5 081	USA	120 985	81 530	35 980
BULGARIA	26 802	7 720	3 480	CANADA	2 715	1 277	563
ALBANIA	3 187	713	311	MEXICO	181	295	135
CANARY IS.	581	181	77	BRAZIL	7 029	4 678	2 147
MOROCCO	22 422	4 837	2 155	ARGENTINA	6 378	789	346
ALGERIA	105 551	22 375	9 783	ISRAEL	2 828	2 462	1 098
TUNISIA	16 625	3 923	1 748	INDIA	2 428	3 212	1 456
LIBYA	390	214	99	P. REP. CHINA	13 366	7 446	3 323
EGYPT	35 028	8 141	3 599	SOUTH KOREA	10 072	10 740	4 773
SENEGAL	3 097	608	268	JAPAN	39 925	54 216	24 126
LIBERIA	1 212	157	71	TAIWAN	956	546	252
IVORY COAST	1 944	503	212	EXPORTS	4 101 302	2 756 922	1 221 585
GHANA	940	214	90	FRANCE	483 065	200 704	89 841
NIGERIA	54 376	13 371	5 849	BELGIUM LUX	451 022	129 444	57 653
CAMEROON	2 924	602	264	NETHERLANDS	335 198	390 521	174 257
ZAIRE	1 560	309	139	ITALY	358 495	178 299	79 629
ANGOLA	2 447	602	276	UNITED KINGDOM	193 148	278 969	118 955
ETHIOPIA	5 382	1 163	505	IRISH REP	10 992	7 352	3 274
KENYA	8 242	2 350	1 006	DENMARK	84 315	27 490	12 288
TANZANIA	1 829	438	193	GREECE	30 897	16 003	7 140
MOZAMBIQUE	229	70	30	NORWAY	17 362	7 497	3 356
MADAGASCAR	509	113	51	SWEDEN	57 559	21 816	9 747
MAURITIUS	274	108	47	FINLAND	33 742	15 282	6 790
ZAMBIA	411	114	56	SWITZERLAND	234 421	141 750	63 105
ZIMBABWE	687	133	55	AUSTRIA	87 417	41 830	18 634
REP. S. AFRICA	56 038	15 617	6 923	PORTUGAL	11 516	21 069	9 398
USA	532 327	170 335	75 238	SPAIN	158 781	78 022	34 785
CANADA	28 437	55 283	25 457	MALTA	427	259	110
MEXICO	32 089	12 437	5 480	YUGOSLAVIA	59 862	33 689	15 082
GUATEMALA	2 057	682	291	TURKEY	49 571	23 831	10 559
EL SALVADOR	3 407	1 519	659	USSR	130 703	82 435	37 241
COSTA RICA	6 089	1 506	653	POLAND	20 607	13 625	6 089
PANAMA	658	203	89	CZECHOSLOVAKIA	30 194	25 433	11 429
CUBA	22 295	9 624	4 422	HUNGARY	62 694	46 062	20 788
DOMINIC REP	2 631	726	310	ROMANIA	15 669	14 508	6 593
COLOMBIA	22 885	8 055	3 618	BULGARIA	10 742	7 915	3 507
VENEZUELA	17 354	7 107	3 156	ALBANIA	160	181	75
ECUADOR	2 883	2 595	1 158	MOROCCO	1 720	1 175	531
PERU	13 941	4 628	2 042	ALGERIA	1 543	659	294
BRAZIL	67 114	20 497	9 074	TUNISIA	1 365	546	245
CHILE	16 441	5 893	2 565	LIBYA	2 589	918	431
BOLIVIA	2 229	750	327	EGYPT	8 569	10 039	4 458
PARAGUAY	2 438	272	112	MALI	218	311	136
URUGUAY	9 118	1 618	702	UPPER VOLTA	391	486	215
ARGENTINA	61 280	14 160	6 317	NIGER	140	212	96
CYPRUS	1 142	326	141	CHAD	223	440	200
LEBANON	5 102	1 414	645	SENEGAL	255	181	81
SYRIA	17 108	3 943	1 759	IVORY COAST	1 188	2 203	982
IRAQ	21 749	6 204	2 681	GHANA	10 302	25 932	11 439
IRAN	174 541	35 368	15 881	TOGO	182	412	195
ISRAEL	55 552	15 026	6 702	NIGERIA	17 092	21 846	9 528
JORDAN	2 153	584	272	CAMEROON	1 864	3 556	1 589
SAUDI ARABIA	1 726	1 030	451	GABON	539	740	327
KUWAIT	1 254	596	254	CONGO	501	856	376
BAHRAIN	421	197	84	ZAIRE	2 960	5 674	2 499
QATAR	1 276	1 545	670	RWANDA	11	69	30
ARAB EMIRAT	1 617	619	282	BURUNDI	777	412	180
SOUTH YEMEN	236	100	45	ANGOLA	966	417	192
AFGHANISTAN	736	492	222	ETHIOPIA	1 180	1 550	663
PAKISTAN	32 730	7 505	3 313				
INDIA	78 849	18 053	8 076				
BANGLADESH	7 388	1 919	839				

o IMPORTS AND EXPORTS (SPECIAL TRADE) BY GROUPS OF THE SITC-REV. II AND BY COUNTRIES OF PRODUCTION AND CONSUMPTION 1981

GROUP COUNTRY	DT = 100 KG	1 000 DM	1 000 \$	GROUP COUNTRY	DT = 100 KG	1 000 DM	1 000 \$
SOMALIA	229	491	222	INDONESIA	5	156	69
KENYA	2 364	1 176	515	P REP CHINA	29 458	43 448	19 241
TANZANIA	2 238	1 984	914	SOUTH KOREA	5 192	2 306	1 012
MOZAMBIQUE	886	1 364	632	JAPAN	50 915	91 561	40 703
MADAGASCAR	287	587	258	TAIWAN	267	753	331
REUNION	263	118	49				
MAURITIUS	186	258	108	EXPORTS	1 979 407	2 199 097	980 517
ZAMBIA	1 392	2 013	895	FRANCE	158 293	211 640	94 588
ZIMBABWE	1 504	890	394	BELGIUM LUX	89 235	63 727	28 420
MALAWI	560	519	237	NETHERLANDS	189 042	132 295	58 652
REP S AFRICA	61 072	31 616	13 924	ITALY	319 309	317 751	142 022
USA	299 531	286 338	126 154	UNITD KINGDOM	94 329	118 493	52 873
CANADA	10 344	9 317	4 204	IRISH REP	7 576	7 779	3 420
MEXICO	41 066	47 593	21 328	DENMARK	11 761	15 838	7 048
GUATEMALA	1 684	1 678	724	GREECE	13 808	17 547	7 822
REP HONDURAS	253	157	68	NORWAY	2 893	3 074	1 379
EL SALVADOR	505	1 153	512	SWEDEN	11 366	11 215	5 032
NICARAGUA	132	106	46	FINLAND	4 083	11 017	4 893
COSTA RICA	640	259	110	SWITZERLAND	237 019	146 377	65 278
PANAMA	465	193	88	AUSTRIA	37 851	37 707	16 763
CUBA	2 176	1 004	434	PORTUGAL	6 048	22 353	9 956
BAHAMAS	2	118	51	SPAIN	66 135	81 709	36 590
DOMINIC REP	1 322	648	282	ANDORRA	9	222	99
JAMAICA	178	80	36	MALTA	140	262	109
BARBADOS	136	740	337	YUGOSLAVIA	56 735	54 774	24 407
COLOMBIA	19 193	12 724	5 664	TURKEY	11 301	17 627	7 935
VENEZUELA	16 781	14 848	6 608	USSR	33 024	16 843	7 763
ECUADOR	598	1 918	853	POLAND	23 157	17 474	7 779
PERU	3 311	5 208	2 295	CZECHOSLOVA	23 466	16 179	7 251
BRAZIL	96 198	71 055	31 394	HUNGARY	21 435	21 252	9 525
CHILE	5 256	3 884	1 714	ROMANIA	13 885	18 758	8 634
BOLIVIA	185	186	76	BULGARIA	4 116	4 417	1 991
PARAGUAY	1 588	610	270	ALBANIA	88	74	30
URUGUAY	722	1 458	642	MOROCCO	2 992	3 539	1 573
ARGENTINA	33 532	27 262	12 217	ALGERIA	2 287	1 184	518
CYPRUS	845	398	178	TUNISIA	491	264	116
LEBANON	614	220	95	LIBYA	634	373	158
SYRIA	4 781	2 359	1 035	EGYPT	2 961	10 162	4 476
IRAQ	9 227	4 617	2 140	SUDAN	177	475	201
IRAN	25 926	12 448	5 485	SENEGAL	173	1 139	491
ISRAEL	100 629	47 578	20 729	IVORY COAST	585	996	444
JORDAN	9 458	3 459	1 502	GHANA	2 597	1 131	501
SAUDI ARABIA	26 070	9 062	4 010	NIGERIA	2 541	2 764	1 237
KUWAIT	1 682	747	335	ZAIRE	160	255	106
BAHRAIN	1 024	542	247	BURUNDI	953	1 444	658
QATAR	971	417	192	ETHIOPIA	243	158	66
ARAB EMIRAT	2 141	955	430	KENYA	1 550	2 126	943
OMAN	223	81	35	TANZANIA	295	255	112
NORTH YEMEN	64	97	43	MADAGASCAR	281	173	75
AFGHANISTAN	297	336	148	MAURITIUS	33	67	30
PAKISTAN	4 791	3 182	1 383	ZAMBIA	6 196	1 680	732
INDIA	32 495	26 184	11 631	ZIMBABWE	171	392	176
BANGLADESH	1 496	1 639	724	REP S AFRICA	34 603	37 923	16 724
SRI LANKA	1 503	1 015	436	USA	165 985	190 306	84 783
BURMA	608	952	422	CANADA	14 235	14 283	6 366
THAILAND	9 020	7 397	3 263	MEXICO	32 828	52 047	23 072
VIETNAM	282	218	96	GUATEMALA	8 633	15 222	6 700
INDONESIA	14 373	21 371	9 441	REP HONDURAS	334	331	141
MALAYSIA	3 688	2 221	961	EL SALVADOR	787	2 053	927
SINGAPORE	6 725	2 790	1 236	NICARAGUA	204	341	150
PHILIPPINES	4 278	3 299	1 457	COSTA RICA	275	494	226
P REP CHINA	48 411	33 169	14 844	PANAMA	72	706	326
NORTH KOREA	250	169	79	CUBA	1 166	1 383	606
SOUTH KOREA	2 146	10 078	4 464	DOMINIC REP	380	373	169
JAPAN	115 021	103 862	46 183	BARBADOS	20	68	31
TAIWAN	26 400	13 494	5 846	COLOMBIA	7 473	15 154	6 662
HONG KONG	12 070	9 890	4 324	VENEZUELA	5 501	12 532	5 562
AUSTRALIA	31 210	17 882	7 791	SURINAM	306	80	34
NEW ZEALAND	5 846	2 230	966	ECUADOR	612	6 336	2 830
FIJI	380	144	60	PERU	2 539	7 924	3 519
				BRAZIL	48 351	78 477	35 383
				CHILE	1 818	4 710	2 105
				BOLIVIA	220	643	293
				PARAGUAY	173	526	233
				URUGUAY	516	4 474	1 996
				ARGENTINA	6 955	23 935	10 716
				CYPRUS	296	198	91
				LEBANON	341	221	100
				SYRIA	883	775	334
				IRAQ	794	1 025	462
				IRAN	9 707	11 985	5 346
				ISRAEL	19 116	11 997	5 326
				SAUDI ARABIA	183	249	108
				KUWAIT	38	114	54
				QATAR	500	184	87
				ARAB EMIRAT	97	163	70
				AFGHANISTAN	442	2 875	1 232
				PAKISTAN	2 931	15 945	7 046
				INDIA	9 770	14 052	6 206
				BANGLADESH	808	3 283	1 458
				SRI LANKA	313	346	155
				BURMA	264	499	219
				THAILAND	4 457	6 365	2 930
				INDONESIA	11 405	22 395	9 856
				MALAYSIA	2 868	1 561	703
				SINGAPORE	2 250	2 162	970
				PHILIPPINES	4 223	6 734	2 928
				P REP CHINA	10 328	5 777	2 474
				SOUTH KOREA	13 260	18 643	8 414
				JAPAN	65 589	156 298	69 401
				TAIWAN	5 895	8 729	3 893
				HONG KONG	2 933	5 006	2 217
				AUSTRALIA	11 921	31 712	14 104
515 ORG-INORG COMPOUNDS ETC							
IMPORTS	1 490 192	1 210 015	537 672				
FRANCE	291 380	121 401	53 967				
BELGIUM LUX	648 301	267 118	118 994				
NETHERLANDS	197 628	74 491	33 100				
ITALY	56 430	65 183	28 869				
UNITD KINGDOM	53 651	83 635	37 061				
IRISH REP	5 687	53 474	23 898				
DENMARK	8 142	7 569	3 359				
GREECE	8	100	44				
SWEDEN	2 939	2 228	985				
FINLAND	3 834	2 527	1 109				
SWITZERLAND	24 717	191 767	85 235				
AUSTRIA	30 208	9 194	4 082				
SPAIN	4 237	20 494	9 026				
YUGOSLAVIA	27 081	7 989	3 574				
USSR	632	1 122	481				
POLAND	15 832	4 577	2 085				
CZECHOSLOVA	1 151	1 406	619				
HUNGARY	13 592	20 542	9 147				
ROMANIA	1 247	1 079	487				
BULGARIA	2 031	4 396	1 938				
EGYPT	36	138	62				
REP S AFRICA	2 545	573	271				
USA	69 995	120 001	53 089				
CANADA	235	1 893	842				
MEXICO	134	500	221				
ARGENTINA	7	154	71				
ISRAEL	2 126	2 639	1 185				
KUWAIT	19 588	3 734	1 673				
INDIA	383	1 638	744				

## 6 IMPORTS AND EXPORTS (SPECIAL TRADE) BY GROUPS OF THE SITC-REV. II AND BY COUNTRIES OF PRODUCTION AND CONSUMPTION 1981

GROUP COUNTRY	DT = 100 KG	1 000 DM	1 000 \$	GROUP COUNTRY	DT = 100 KG	1 000 DM	1 000 \$
NEW ZEALAND	1 622	4 004	1 776	PERU	3 905	3 163	1 376
516 OTHER ORGANIC CHEMICALS				BRAZIL	23 658	15 948	7 044
				CHILE	1 114	899	391
IMPORTS	3 534 591	777 005	344 423	BOLIVIA	228	225	97
FRANCE	666 780	134 100	59 485	PARAGUAY	391	195	81
BELGIUM LUX	1 099 751	196 257	87 245	URUGUAY	891	468	204
NETHERLANDS	892 962	151 251	66 968	ARGENTINA	8 973	6 685	2 932
ITALY	315 922	50 214	22 288	CYPRUS	106	94	41
UNITD KINGDOM	86 662	33 907	15 081	LEBANON	263	247	109
IRISH REP	458	1 377	632	SYRIA	1 981	567	246
DENMARK	14 490	15 338	6 822	IRAQ	3 368	1 414	616
NORWAY	3 638	4 987	2 193	IRAN	11 678	7 168	3 121
SWEDEN	6 016	5 796	2 557	ISRAEL	18 759	6 468	2 896
FINLAND	9 044	3 553	1 572	JORDAN	159	189	83
SWITZERLAND	81 008	60 969	26 836	SAUDI ARABIA	5 733	1 967	863
AUSTRIA	78 605	4 420	1 972	KUWAIT	1 652	662	294
PORTUGAL	714	398	174	QATAR	2 119	399	171
SPAIN	25 845	9 740	4 370	ARAB EMIRAT	1 968	1 066	476
YUGOSLAVIA	20	171	73	OMAN	205	67	30
USSR	14 887	1 841	806	NORTH YEMEN	60	141	63
POLAND	11 564	1 352	598	SOUTH YEMEN	5	171	85
CZECHOSLOVA	45 549	4 385	1 900	PAKISTAN	2 771	1 295	554
ROMANIA	15 689	1 751	785	INDIA	15 993	14 486	6 471
BULGARIA	7 472	858	389	BANGLADESH	363	573	260
ZAIRE	91	710	311	SRI LANKA	377	264	111
REP S AFRICA	1	913	402	BURMA	1 052	548	241
USA	104 001	55 609	24 545	THAILAND	1 966	1 106	479
CANADA	429	778	345	INDONESIA	5 015	6 960	3 056
NETH ANTILL		1 970	834	MALAYSIA	2 193	1 048	465
BRAZIL	7 120	1 576	698	SINGAPORE	5 355	1 421	630
ARGENTINA	3 338	330	146	PHILIPPINES	3 653	3 336	1 483
ISRAEL	1 178	1 353	604	P REP CHINA	14 668	3 536	1 577
INDIA	186	551	246	NORTH KOREA	369	266	119
SINGAPORE	116	278	137	SOUTH KOREA	5 541	6 312	2 876
P REP CHINA	4 586	2 770	1 236	JAPAN	23 800	20 117	8 913
SOUTH KOREA	10 311	1 709	700	TAIWAN	14 774	4 456	1 917
JAPAN	12 677	22 010	9 753	HONG KONG	609	591	264
TAIWAN	13 461	3 706	1 687	AUSTRALIA	12 203	8 193	3 567
				NEW ZEALAND	4 898	1 811	788
				FIJI	489	106	47
EXPORTS	6 216 935	1 365 247	605 832	522 INORG ELEMNTS,OXIDES,ETC			
FRANCE	488 758	125 009	55 469	IMPORTS	13 628 438	1 148 640	508 562
BELGIUM LUX	1 259 907	206 184	91 624	FRANCE	4 218 859	233 523	103 728
NETHERLANDS	2 009 601	265 740	117 975	BELGIUM LUX	2 233 688	142 561	63 368
ITALY	400 264	102 941	45 911	NETHERLANDS	2 915 271	281 899	124 998
UNITD KINGDOM	337 475	68 913	30 608	ITALY	177 003	26 145	11 614
IRISH REP	3 367	1 772	790	UNITD KINGDOM	118 849	40 421	17 915
DENMARK	70 769	20 948	9 348	IRISH REP	2 766	785	359
GREECE	12 535	4 309	1 898	DENMARK	76 454	3 610	1 581
NORWAY	17 582	4 919	2 155	GREECE	3 008	935	427
SWEDEN	112 548	24 685	10 961	NORWAY	149 310	34 926	15 426
FINLAND	17 085	6 370	2 827	SWEDEN	108 855	16 650	7 378
SWITZERLAND	369 603	101 283	44 794	FINLAND	16 098	20 573	9 121
AUSTRIA	237 539	38 390	17 000	SWITZERLAND	495 099	25 790	11 428
PORTUGAL	13 840	4 773	2 146	AUSTRIA	604 443	36 550	16 161
SPAIN	129 220	30 994	13 896	PORTUGAL	37 885	8 931	3 937
YUGOSLAVIA	56 761	18 913	8 349	SPAIN	46 259	7 511	3 362
TURKEY	23 055	8 437	3 771	YUGOSLAVIA	40 447	8 072	3 492
USSR	43 646	18 366	8 125	TURKEY	54 025	8 828	3 917
POLAND	36 345	10 323	4 630	USSR	471 498	32 513	13 815
CZECHOSLOVA	44 225	12 718	5 661	POLAND	488 000	13 140	5 788
HUNGARY	59 312	16 147	7 118	CZECHOSLOVA	211 631	5 548	2 444
ROMANIA	13 110	5 016	2 222	HUNGARY	72 243	8 219	3 610
BULGARIA	3 720	2 868	1 293	ROMANIA	8 744	773	352
ALBANIA	199	116	47	BULGARIA	507	937	422
MOROCCO	1 249	673	290	MOROCCO	280 569	15 798	6 987
ALGERIA	1 008	1 265	571	REP S AFRICA	71 536	11 462	5 041
TUNISIA	760	244	108	USA	356 598	62 333	27 393
LIBYA	2 316	1 165	534	CANADA	41 540	14 638	6 464
EGYPT	4 127	1 981	872	MEXICO	33 591	1 790	716
SUDAN	161	151	68	TRINIDAD TOB	90 000	3 853	1 706
SENEGAL	54	94	42	BRAZIL	10 864	2 934	1 309
IVORY COAST	1 285	429	189	CHILE	4 615	15 127	6 662
GHANA	109	187	85	BOLIVIA	2 024	1 092	482
NIGERIA	2 490	979	427	ISRAEL	137 871	14 215	6 359
CAMEROON	150	170	74	SINGAPORE	200	83	40
ZAIRE	143	106	47	P REP CHINA	29 510	16 538	7 353
ANGOLA	168	114	48	JAPAN	17 603	29 684	13 294
ETHIOPIA	236	136	62	HONG KONG	52	138	63
KENYA	729	455	194	EXPORTS	37 737 751	2 401 321	1 065 716
TANZANIA	3 528	3 741	1 603	FRANCE	4 056 901	246 169	109 786
ZAMBIA	225	120	54	BELGIUM LUX	4 148 539	146 882	65 377
ZIMBABWE	1 875	2 004	853	NETHERLANDS	8 662 848	263 215	116 905
REP S AFRICA	18 943	11 215	4 957	ITALY	1 012 115	143 122	64 036
USA	158 135	86 806	38 487	UNITD KINGDOM	1 566 183	126 218	55 680
CANADA	4 816	5 439	2 491	IRISH REP	52 985	4 807	2 142
MEXICO	31 260	11 675	5 140	DENMARK	2 463 063	174 237	77 548
GUATEMALA	1 405	903	414	GREECE	64 169	14 553	6 498
REP HONDURAS	75	72	32	ICELAND	1 560	360	157
EL SALVADOR	187	195	91	NORWAY	123 166	20 707	9 195
NICARAGUA	366	158	64	SWEDEN	1 937 082	87 940	39 058
COSTA RICA	187	154	63	FINLAND	972 680	35 102	15 573
PANAMA	88	75	32	SWITZERLAND	382 294	56 286	25 019
CUBA	484	426	184	AUSTRIA	1 699 095	123 184	54 426
BAHAMAS	116	886	381	PORTUGAL	182 067	18 958	8 356
DOMINIC REP	72	87	33	SPAIN	427 429	39 877	17 783
GUADELOUPE	37	73	31	MALTA	2 677	434	192
BARBADOS	69	145	68	YUGOSLAVIA	563 458	39 230	17 487
TRINIDAD TOB	2 539	386	168	TURKEY	462 034	29 442	13 289
COLOMBIA	7 120	3 479	1 524				
VENEZUELA	5 044	2 850	1 267				
ECUADOR	576	725	318				



• IMPORTS AND EXPORTS (SPECIAL TRADE) BY GROUPS OF THE SITC-REV. II AND BY COUNTRIES OF PRODUCTION AND CONSUMPTION 1981

GROUP COUNTRY	DT = 100 KG	1 000 DM	1 000 \$	GROUP COUNTRY	DT = 100 KG	1 000 DM	1 000 \$
USSR	299 059	47 219	20 955	523 OTHR INORGANIC CHEMICALS			
POLAND	175 390	11 401	5 064	IMPORTS	7 912 894	769 768	342 058
CZECHOSLOVA	323 728	43 522	19 269	FRANCE	973 194	105 391	46 914
HUNGARY	221 802	22 479	9 997	BELGIUM LUX	1 513 661	119 821	53 177
ROMANIA	68 378	13 234	5 938	NETHERLANDS	2 022 571	175 822	78 433
BULGARIA	31 153	7 311	3 209	ITALY	128 420	20 783	9 138
ALBANIA	2 462	636	271	UNTD KINGDOM	258 478	30 962	13 824
MOROCCO	32 850	3 410	1 533	IRISH REP	193	918	396
ALGERIA	143 489	6 871	3 033	DENMARK	1 644	351	156
TUNISIA	39 070	1 877	839	NORWAY	147 934	26 895	12 042
LIBYA	44 783	5 390	2 352	SWEDEN	122 376	22 490	10 013
EGYPT	67 309	8 070	3 617	FINLAND	3 058	2 381	1 048
SUDAN	25 974	4 250	1 873	SWITZERLAND	360 008	20 307	9 090
MALI	9 266	517	246	AUSTRIA	235 154	22 181	9 807
UPPER VOLTA	4 959	399	177	SPAIN	48 003	5 665	2 513
SENEGAL	18 590	1 574	738	YUGOSLAVIA	41 946	5 668	2 527
SIERRA LEONE	3 614	314	143	TURKEY	57 561	4 622	2 062
LIBERIA	3 157	458	206	USSR	115 932	12 624	5 585
IVORY COAST	23 661	1 823	819	POLAND	350 469	11 654	5 017
GHANA	22 775	2 568	1 121	CZECHOSLOVA	195 591	8 778	3 914
TOGO	2 807	347	156	HUNGARY	153 311	5 480	2 419
NIGERIA	99 048	10 017	4 446	ROMANIA	191 067	6 943	3 069
CAMEROON	1 536	410	180	BULGARIA	452 597	10 001	4 545
GABON	1 156	140	66	REP S AFRICA	15 509	7 114	3 114
CONGO	2 297	142	66	USA	301 841	84 359	37 364
ZAIRE	27 601	4 397	1 927	CANADA	997	1 611	749
RWANDA	2 612	323	142	MEXICO	4 739	989	443
BURUNDI	4 447	397	171	BRAZIL	21	6 195	2 727
ANGOLA	7 417	777	359	CHILE	107	243	107
ETHIOPIA	21 663	2 531	1 091	ISRAEL	35 941	3 245	1 440
SOMALIA	1 000	85	38	INDIA	5 905	1 314	589
KENYA	42 522	4 405	1 906	P REP CHINA	115 530	17 071	7 578
TANZANIA	18 333	2 639	1 182	SOUTH KOREA	1 803	5 345	2 389
MOZAMBIQUE	18 803	1 671	750	JAPAN	8 732	3 546	1 582
MADAGASCAR	10 610	950	429	AUSTRALIA	8 424	18 844	8 421
MAURITIUS	586	150	67	NEW ZEALAND	1	74	31
ZAMBIA	8 881	1 452	659	EXPORTS	18 151 856	1 759 695	780 655
ZIMBABWE	6 420	1 146	503	FRANCE	1 471 302	141 963	63 205
MALAWI	513	65	30	BELGIUM LUX	1 291 304	96 609	43 204
REP S AFRICA	565 127	34 353	15 158	NETHERLANDS	1 935 507	180 332	80 093
USA	1 469 427	192 595	85 326	ITALY	782 344	93 976	41 869
CANADA	460 045	10 245	4 456	UNTD KINGDOM	646 539	95 597	42 505
MEXICO	438 557	11 145	5 039	IRISH REP	66 775	6 787	2 998
GUATEMALA	6 225	1 223	541	DENMARK	448 851	45 746	20 266
REP HONDURAS	2 565	382	167	GREECE	144 575	15 504	6 854
EL SALVADOR	3 689	546	242	ICELAND	6 351	441	192
NICARAGUA	2 866	356	158	NORWAY	2 215 919	30 960	13 677
COSTA RICA	3 752	588	251	SWEDEN	498 664	51 295	22 684
PANAMA	757	195	86	FINLAND	269 666	22 874	10 120
CURA	20 117	3 296	1 431	SWITZERLAND	1 119 275	105 126	46 797
REP HAITI	319	94	38	AUSTRIA	477 618	65 701	29 164
DOMINIC REP	1 128	272	116	PORTUGAL	85 823	13 160	5 827
JAMAICA	9 339	1 246	515	SPAIN	230 109	26 496	11 828
TRINIDAD TOB	990	263	115	MALTA	7 259	570	254
COLOMBIA	26 742	6 316	2 807	YUGOSLAVIA	262 862	34 488	15 217
VENEZUELA	286 711	10 875	4 705	TURKEY	125 468	22 177	9 962
ECUADOR	6 198	1 447	637	USSR	53 105	7 354	3 349
PERU	23 411	2 824	1 245	POLAND	47 499	11 154	4 954
BRASIL	348 258	21 468	9 566	CZECHOSLOVA	284 481	32 056	14 230
CHILE	13 861	2 461	1 083	HUNGARY	348 240	33 553	14 780
BOLIVIA	4 381	623	285	ROMANIA	40 807	9 768	4 349
PARAGUAY	6 535	709	305	BULGARIA	19 954	4 511	2 000
URUGUAY	14 119	1 901	831	ALBANIA	4 486	822	363
ARGENTINA	82 729	8 224	3 658	CANARY IS	6 239	441	194
CYPRUS	4 053	444	190	MOROCCO	20 113	2 066	922
LEBANON	6 727	862	375	ALGERIA	78 338	5 806	2 586
SYRIA	62 094	5 173	2 280	TUNISIA	33 578	2 432	1 071
IRAQ	56 572	10 701	4 706	LIBYA	46 562	3 922	1 716
IRAN	164 463	27 887	12 121	EGYPT	172 162	15 530	6 876
ISRAEL	61 202	9 148	4 067	SUDAN	97 898	3 206	1 415
JORDAN	3 401	738	317	UPPER VOLTA	1 989	166	73
SAUDI ARABIA	23 617	4 695	2 034	NIGER	22 014	684	308
KUWAIT	12 374	2 605	1 168	SENEGAL	4 047	287	126
PAHRRAIN	291	81	36	GAMBIA	1 000	239	112
QATAR	535	124	52	REP GUINEA	2 067	119	52
ARAB EMIRAT	14 038	2 153	952	SIERRA LEONE	3 296	208	92
OMAN	1 208	119	55	LIBERIA	7 611	313	137
NORTH YEMEN	4 541	802	352	IVORY COAST	12 840	1 132	502
SOUTH YEMEN	1 026	114	50	GHANA	55 666	5 002	2 166
AFGHANISTAN	609	176	81	TOGO	755	77	35
PAKISTAN	45 916	6 824	3 040	NIGERIA	211 640	12 028	5 360
INDIA	28 320	8 500	3 772	CAMEROON	37 568	2 079	907
BANGLADESH	26 475	2 826	1 255	S TOME PRINC	4 000	576	267
SRI LANKA	47 818	4 648	1 970	GABON	9 991	460	205
NEPAL	1 008	126	52	ZAIRE	27 881	1 459	651
BURMA	10 689	867	399	RWANDA	5 120	302	134
THAILAND	39 360	7 721	3 403	ANGOLA	56 831	1 843	819
VIETNAM	18 014	1 410	657	ETHIOPIA	31 510	1 426	632
INDONESIA	132 273	17 313	7 655	SOMALIA	7 341	596	262
MALAYSIA	32 159	4 562	2 028	KENYA	24 421	1 553	669
SINGAPORE	59 745	8 300	3 736	TANZANIA	57 356	2 514	1 120
PHILIPPINES	45 279	5 907	2 576	MOZAMBIQUE	4 440	295	134
P REP CHINA	11 461	1 540	661	MADAGASCAR	1 155	101	41
SOUTH KOREA	21 959	8 281	3 638	MAURITIUS	577	152	64
JAPAN	69 238	62 365	27 613	ZAMBIA	37 488	2 183	978
TAIWAN	77 736	20 439	9 066	ZIMBABWE	10 609	1 501	652
HONG KONG	36 105	6 095	2 693	PALAWI	5 653	308	140
AUSTPALIA	2 166 262	62 268	27 297	REP S AFRICA	263 929	26 751	11 814
PAPUA NEW G	2 237	209	92	USA	1 052 619	149 598	66 330
NEW ZEALAND	28 635	5 090	2 238	CANADA	114 597	15 984	7 047

## 6 IMPORTS AND EXPORTS (SPECIAL TRADE) BY GROUPS OF THE SITC-REV. II AND BY COUNTRIES OF PRODUCTION AND CONSUMPTION 1981

GROUP COUNTRY	DT = 100 KG	1 000 DM	1 000 \$	GROUP COUNTRY	DT = 100 KG	1 000 DM	1 000 \$
MEXICO	64 887	13 525	5 944	HUNGARY	1	215	97
GUATEMALA	8 131	1 181	516	BULGARIA		69	32
REP HONDURAS	6 721	374	170	ALGERIA		80	35
EL SALVADOR	4 087	606	261	REP S AFRICA	10	839	366
NICARAGUA	2 897	321	143	USA	15 792	25 396	11 289
COSTA RICA	6 349	762	338	MEXICO		182	78
PANAMA	411	116	51	VENEZUELA	9	98	44
CUBA	15 952	2 810	1 223	BRAZIL	63	610	275
REP HAITI	1 030	135	60	CHILE		88	39
DOMINIC REP	5 894	815	361	URUGUAY	5	125	57
JAMAICA	4 557	477	208	ARGENTINA	796	15 682	6 866
TRINIDAD TOB	16 873	1 273	561	SYRIA		77	32
COLOMBIA	47 060	4 133	1 789	IRAQ		84	33
VENEZUELA	73 775	11 510	4 968	ISRAEL	1	183	83
GUYANA	2 567	338	153	KUWAIT	1	349	158
SURINAM	993	104	47	INDIA		132	54
ECUADOR	6 766	1 551	674	MALAYSIA	2	70	31
PERU	39 461	5 086	2 212	SOUTH KOREA	57	72	34
BRAZIL	349 995	27 484	12 264	JAPAN	773	7 679	3 393
CHILE	13 665	3 094	1 356	TAIWAN	13	118	53
BOLIVIA	10 429	738	326	AUSTRALIA		114	47
PARAGUAY	667	136	55				
URUGUAY	15 573	1 777	786	531 SYNT DYE,NAT INDGO,LAKES			
ARGENTINA	63 180	9 213	4 105	IMPORTS	197 826	374 637	166 702
CYPRUS	10 001	1 020	459	FRANCE	35 050	57 383	25 560
LEBANON	24 157	1 521	666	BELGIUM LUX	10 368	14 826	6 604
SYRIA	33 882	2 050	903	NETHERLANDS	10 354	9 492	4 192
IRAQ	181 659	16 003	7 049	ITALY	12 028	13 644	6 094
IRAN	169 520	26 168	11 378	UNITD KINGDOM	34 562	63 132	28 007
ISRAEL	111 423	9 514	4 226	IRISH REP	17	72	30
JORDAN	38 104	1 684	746	DENMARK	8 481	14 241	6 332
SAUDI ARABIA	281 671	11 883	5 301	SWEDEN	156	106	47
KUWAIT	23 002	2 136	955	FINLAND	725	837	369
BAHRAIN	3 007	143	61	SWITZERLAND	57 967	152 105	67 796
QATAR	3 017	311	137	AUSTRIA	493	601	267
ARAB EMIRAT	45 423	3 046	1 339	SPAIN	6 135	4 372	1 941
OMAN	1 124	125	54	USSR	43	138	58
NORTH YEMEN	2 100	275	117	POLAND	746	872	404
AFGHANISTAN	189	78	32	CZECHOSLOVA	2 868	4 403	1 924
PAKISTAN	44 625	6 939	3 065	EGYPT	38	80	33
INDIA	43 552	11 297	5 043	USA	9 685	19 359	8 540
BANGLADESH	12 811	2 413	1 042	CANADA	105	116	51
SRI LANKA	6 556	593	268	ARGENTINA	45	122	55
BURMA	25 901	1 635	738	INDIA	1 286	2 573	1 143
THAILAND	27 521	4 153	1 827	P REP CHINA	386	400	186
LAOS	1 000	166	70	SOUTH KOREA	520	852	383
INDONESIA	46 480	7 145	3 135	JAPAN	5 574	14 733	6 608
MALAYSIA	20 732	2 632	1 160	EXPORTS	1 078 824	2 408 360	1 067 917
SINGAPORE	27 653	10 228	4 511	FRANCE	104 050	156 533	69 754
PHILIPPINES	18 180	2 761	1 207	BELGIUM LUX	34 103	64 325	28 631
P REP CHINA	105 365	12 464	5 653	NETHERLANDS	42 232	64 182	28 473
SOUTH KOREA	133 760	11 940	5 216	ITALY	101 230	184 930	82 862
JAPAN	209 120	56 496	24 987	UNITD KINGDOM	64 653	124 644	55 299
TAIWAN	155 164	19 141	8 469	IRISH REP	8 128	8 503	3 760
HONG KONG	27 203	19 696	8 695	DENMARK	11 956	24 344	10 787
AUSTRALIA	95 203	10 623	4 660	GREECE	10 043	22 596	9 934
NEW ZEALAND	32 716	2 306	1 015	ICELAND	187	678	302
FJI	2 160	68	31	NORWAY	6 522	11 104	4 961
UNITD COUNTR	4 000	572	268	SWEDEN	29 839	32 221	14 340
524 RADIOACTIVE ETC MATERIAL				FINLAND	24 054	31 942	14 245
IMPORTS	47 020	1 791 664	802 061	SWITZERLAND	55 028	122 498	54 220
FRANCE	3 965	147 288	60 545	AUSTRIA	29 165	51 594	23 020
BELGIUM LUX	12	3 456	1 567	PORTUGAL	14 797	37 099	16 714
NETHERLANDS	374	4 675	2 077	SPAIN	19 631	51 252	22 896
ITALY	3	1 384	603	MALTA	42	120	54
UNITD KINGDOM	3 376	84 612	36 765	YUGOSLAVIA	21 647	55 708	24 833
NORWAY	19	797	336	TURKEY	15 297	36 428	16 073
SWEDEN	58	10 526	4 738	USSR	16 731	42 722	19 376
SWITZERLAND	109	5 527	2 470	POLAND	3 610	10 531	4 724
AUSTRIA	988	1 776	797	CZECHOSLOVA	5 532	15 931	7 109
USSR	11 340	332 091	154 415	HUNGARY	10 357	26 102	11 737
NIGER	2 728	38 249	17 958	ROMANIA	10 354	35 845	16 116
REP S AFRICA	8 832	170 453	75 711	BULGARIA	8 402	23 277	10 103
USA	10 896	922 073	413 497	ALBANIA	487	1 816	797
CANADA	4 228	62 140	27 661	MOROCCO	3 792	6 867	3 040
ARGENTINA	41	245	104	ALGERIA	3 198	5 932	2 592
ISRAEL		596	264	TUNISIA	2 533	6 693	2 969
P REP CHINA	21	237	106	LIBYA	823	1 374	608
JAPAN	30	5 325	2 352	EGYPT	6 691	19 237	8 337
EXPORTS	31 418	277 412	125 288	SUDAN	612	2 316	1 021
FRANCE	6 443	82 296	37 606	MALI	144	653	293
BELGIUM LUX	1 833	18 660	8 527	UPPER VOLTA	228	829	370
NETHERLANDS	509	7 495	3 311	NIGER	304	1 110	505
ITALY	62	13 999	6 199	CHAD	327	1 349	611
UNITD KINGDOM	4 549	69 261	31 653	SENEGAL	1 651	4 347	1 968
DENMARK	17	892	398	GAMBIA	19	98	46
GREECE	4	586	259	REP GUINEA	40	297	131
NORWAY	10	701	308	SIERRA LEONE	43	137	59
SWEDEN	88	11 893	5 359	LIBERIA	74	396	171
FINLAND	1	553	246	IVORY COAST	3 386	10 503	4 644
SWITZERLAND	44	3 374	1 496	GHANA	610	1 530	670
AUSTRIA	277	6 707	2 983	TOGO	89	528	252
PORTUGAL		328	144	BENIN	649	3 267	1 423
SPAIN	27	2 358	1 034	NIGERIA	14 908	59 906	26 446
YUGOSLAVIA		3 742	1 667	CAMEROON	1 054	4 222	1 895
TURKEY	6	181	77	GABON	143	823	369
USSR	3	935	416	CONGO	374	1 957	867
POLAND		73	33	ZAIRE	1 685	9 054	3 916
CZECHOSLOVA	7	128	57	RWANDA	40	84	36
				BURUNDI	32	156	70

IMPORTS AND EXPORTS (SPECIAL TRADE) BY GROUPS OF THE SITC-REV. II AND BY COUNTRIES OF PRODUCTION AND CONSUMPTION 1981

GROUP COUNTRY	DT = 100 KG	1 000 DM	1 000 \$	GROUP COUNTRY	DT = 100 KG	1 000 DM	1 000 \$
ANGOLA	172	573	261	SWITZERLAND	6 763	1 762	795
ETHIOPIA	834	3 358	1 470	AUSTRIA	20 030	3 433	1 556
KENYA	1 929	6 327	2 758	PORTUGAL	16 505	3 753	1 672
TANZANIA	610	2 044	943	SPAIN	10 708	3 003	1 335
MOZAMBIQUE	1 030	4 372	1 914	MALTA	548	99	44
MADAGASCAR	569	2 275	981	YUGOSLAVIA	15 582	3 864	1 707
REUNION	38	109	47	TURKEY	12 609	2 312	1 010
MAURITIUS	383	1 264	560	USSR	3 741	692	321
ZAMBIA	604	1 898	836	POLAND	3 728	815	357
ZIMBABWE	1 817	4 789	2 100	CZECHOSLOVAKIA	4 091	1 007	444
MALAWI	302	1 475	665	HUNGARY	6 173	1 535	685
REP S AFRICA	20 379	46 929	20 706	BULGARIA	9 782	1 546	723
USA	70 437	176 320	77 837	MOROCCO	6 820	1 304	591
CANADA	26 311	54 250	24 105	ALGERIA	22 563	3 054	1 326
MEXICO	4 677	19 113	8 443	TUNISIA	5 853	1 088	480
GUATEMALA	1 057	4 199	1 865	LIBYA	2 098	505	235
REP HONDURAS	275	945	414	EGYPT	9 410	1 624	711
EL SALVADOR	749	2 821	1 246	SUDAN	3 595	603	264
NICARAGUA	107	494	214	SENEGAL	1 349	267	120
COSTA RICA	228	759	338	NIGERIA	5 334	1 176	519
PANAMA	701	1 328	602	ZAIRE	806	172	80
CUBA	1 304	3 181	1 395	ETHIOPIA	6 628	1 391	575
REP HAITI	24	67	31	SONALIA	665	87	40
DOMINIC REP	389	1 035	452	KENYA	6 079	983	415
JAMAICA	134	422	191	TANZANIA	4 076	859	405
BARBADOS	31	117	50	MADAGASCAR	3 197	733	322
TRINIDAD TOB	171	450	197	ZAMBIA	390	68	32
COLOMBIA	4 719	14 581	6 422	ZIMBABWE	1 069	305	131
VENEZUELA	3 948	14 579	6 399	REP S AFRICA	6 714	1 561	686
GUYANA	43	162	71	USA	23 460	5 384	2 341
ECUADOR	2 113	6 855	3 060	CANADA	11 647	2 624	1 155
PERU	2 976	10 234	4 551	MEXICO	635	342	151
BRASIL	11 448	36 260	16 133	GUATEMALA	3 113	591	257
CHILE	3 352	8 363	3 709	REP HONDURAS	1 544	339	149
BOLIVIA	609	1 821	813	EL SALVADOR	1 050	189	80
PARAGUAY	176	518	225	COSTA RICA	4 508	787	338
URUGUAY	1 746	5 607	2 504	PANAMA	2 917	644	295
ARGENTINA	4 018	12 014	5 350	CUBA	313	114	48
CYPRUS	255	673	300	DOMINIC REP	2 832	641	277
LEBANON	521	1 100	474	JAMAICA	1 677	357	158
SYRIA	2 121	4 909	2 111	COLOMBIA	6 765	1 435	631
IRAQ	3 982	10 402	4 618	VENEZUELA	26 850	5 332	2 353
IRAN	15 691	36 588	15 847	ECUADOR	2 879	710	304
ISRAEL	5 404	13 110	5 814	PERU	3 738	1 247	540
JORDAN	394	709	308	BRAZIL	140	88	39
SAUDI ARABIA	712	1 015	448	CHILE	4 622	1 446	638
KUWAIT	186	324	144	BOLIVIA	7 318	1 204	544
BAHRAIN	57	117	52	PARAGUAY	684	279	121
ARAB EMIRAT	494	1 108	490	URUGUAY	6 049	1 989	878
OMAN	157	308	132	ARGENTINA	3 506	1 253	543
NORTH YEMEN	98	419	190	LEBANON	1 451	296	133
AFGHANISTAN	286	487	210	SYRIA	11 341	1 758	774
PAKISTAN	5 551	11 265	4 965	IRAQ	6 164	1 425	615
INDIA	3 042	11 200	4 928	IRAN	29 338	6 322	2 726
BANGLADESH	1 455	3 807	1 680	ISRAEL	5 492	1 175	519
SRI LANKA	1 455	1 041	467	JORDAN	838	182	81
BURMA	1 488	4 005	1 770	AFGHANISTAN	1 172	382	164
THAILAND	10 101	22 353	9 931	PAKISTAN	27 331	5 397	2 366
INDONESIA	14 981	37 351	16 466	INDIA	5 412	1 436	635
MALAYSIA	2 946	7 984	3 513	BANGLADESH	7 153	932	409
SINGAPORE	4 947	10 793	4 742	SRI LANKA	702	118	52
PHILIPPINES	6 543	14 790	6 491	THAILAND	6 313	1 096	473
P REP CHINA	20 964	63 873	28 371	INDONESIA	7 199	1 385	608
SOUTH KOREA	10 363	39 272	17 275	MALAYSIA	1 676	263	114
JAPAN	51 803	140 140	61 731	SINGAPORE	605	124	54
TAIWAN	8 977	26 386	11 679	PHILIPPINES	3 442	818	356
HONG KONG	27 691	73 257	32 142	SOUTH KOREA	22 630	5 070	2 215
AUSTRALIA	11 157	27 523	12 125	JAPAN	55 069	14 116	6 262
NEW ZEALAND	3 970	9 243	4 063	TAIWAN	29 547	6 218	2 739
				HONG KONG	7 503	1 385	616
				AUSTRALIA	12 003	2 843	1 269
				NEW ZEALAND	14 931	2 939	1 262
532 DYES, TANNING PRODS	86 250	26 442	11 757	533 PIGMENTS, PAINTS, ETC	2 004 390	714 199	316 251
IMPORTS				IMPORTS			
FRANCE	23 743	5 491	2 465	FRANCE	442 665	137 863	61 092
BELGIUM LUX	1 681	1 773	783	BELGIUM LUX	317 696	113 334	50 279
NETHERLANDS	1 584	2 156	956	NETHERLANDS	421 851	168 574	74 627
ITALY	14 248	4 900	2 160	ITALY	142 675	34 388	15 180
UNITED KINGDOM	3 182	683	309	UNITED KINGDOM	108 467	61 159	27 080
DENMARK	521	479	213	IRISH REP	1 905	2 323	1 014
SWITZERLAND	1 778	1 574	683	DENMARK	55 115	23 854	10 405
AUSTRIA	530	338	145	GREECE	223	69	31
SPAIN	500	1 501	668	NORWAY	9 508	4 910	2 176
HUNGARY	89	344	151	SWEDEN	52 982	9 627	4 287
CANARY IS	11	272	121	FINLAND	51 688	15 527	6 899
REP S AFRICA	5 165	950	415	SWITZERLAND	119 141	54 054	23 945
USA	432	663	295	AUSTRIA	182 282	14 190	6 285
BRASIL	12 177	1 522	692	SPAIN	23 578	9 810	4 328
PARAGUAY	698	102	50	YUGOSLAVIA	9 296	1 613	713
ARGENTINA	19 477	3 419	1 535	TURKEY	1 255	359	157
EXPORTS	86 539	183 376	83 420	POLAND	7 334	1 783	807
FRANCE	54 575	9 881	4 438	CZECHOSLOVAKIA	6 019	583	259
BELGIUM LUX	13 836	2 225	975	HUNGARY	1 482	476	207
NETHERLANDS	17 294	3 834	1 701	USA	41 648	54 120	24 019
ITALY	171 604	37 074	16 634	CANADA	1 892	502	230
UNITED KINGDOM	12 342	2 774	1 240	MEXICO	1 201	228	105
IRISH REP	2 678	561	252	BERMUDA	150	393	170
DENMARK	2 953	1 009	446	BRAZIL	1	258	112
GREECE	20 830	3 740	1 664	BOLIVIA	91	244	110
NORWAY	1 862	498	221	ISRAEL	147	78	34
SWEDEN	5 933	1 458	655	JAPAN	3 845	3 616	1 587
FINLAND	10 075	2 492	1 109				

## 6 IMPORTS AND EXPORTS (SPECIAL TRADE) BY GROUPS OF THE SITC-REV. II AND BY COUNTRIES OF PRODUCTION AND CONSUMPTION 1981

GROUP COUNTRY	DT = 100 KG	1 000 DM	1 000 \$	GROUP COUNTRY	DT = 100 KG	1 000 DM	1 000 \$
EXPORTS	7 472 644	2 455 021	1 086 785	INDIA	15 040	5 498	2 387
FRANCE	871 415	289 541	128 534	BANGLADESH	2 077	813	353
BELGIUM LUX	468 499	184 326	81 766	SRI LANKA	2 072	863	375
NETHERLANDS	952 575	215 533	95 593	NEPAL	2	156	70
ITALY	396 328	215 977	96 207	BURMA	174	193	85
UNTD KINGDOM	221 648	112 412	49 458	THAILAND	21 049	7 628	3 343
IRISH REP	20 847	7 357	3 255	INDONESIA	47 734	14 009	6 199
DENMARK	91 311	51 887	22 899	MALAYSIA	10 709	4 388	1 928
GREECE	98 666	38 195	16 892	SINGAPORE	14 452	8 579	3 769
ICELAND	3 237	1 555	688	PHILIPPINES	16 648	6 723	2 971
NORWAY	46 724	29 234	12 905	P REP CHINA	17 912	8 886	3 856
SWEDEN	154 419	88 822	39 483	SOUTH KOREA	16 400	12 131	5 315
FINLAND	51 198	31 346	13 924	JAPAN	58 563	36 254	15 875
SWITZERLAND	1 502 512	134 278	59 460	TAIWAN	30 862	16 602	7 351
AUSTRIA	332 075	127 632	56 237	HONG KONG	8 204	6 998	3 092
PORTUGAL	40 876	19 055	8 454	AUSTRALIA	43 527	13 671	6 026
SPAIN	86 920	48 979	21 692	PAPUA NEW G	335	130	57
MALTA	1 636	887	401	NEW ZEALAND	12 546	4 396	1 915
YUGOSLAVIA	140 537	76 807	34 178	FR POLYNESIA	229	248	108
TURKEY	85 846	29 026	12 681	541 MEDICINAL ETC PRODUCTS			
USSR	103 164	57 509	25 691	IMPORTS	439 962	2 657 005	1 183 619
POLAND	33 044	17 279	7 689	FRANCE	110 038	508 786	226 507
CZECHOSLOVA	47 291	29 567	13 059	BELGIUM LUX	34 395	201 048	90 214
HUNGARY	72 558	38 247	16 852	NETHERLANDS	31 858	242 988	108 001
ROMANIA	24 771	12 648	5 635	ITALY	66 386	156 524	70 136
BULGARIA	20 958	13 983	6 117	UNTD KINGDOM	40 684	220 180	98 115
ALBANIA	2 460	786	327	IRISH REP	4 710	22 330	9 885
CANARY IS	1 217	1 003	437	DENMARK	11 045	65 558	29 337
MOROCCO	7 085	2 817	1 250	GREECE	5	349	156
ALGERIA	131 450	30 662	13 261	NORWAY	846	9 037	3 961
TUNISIA	18 505	5 782	2 560	SWEDEN	10 027	89 249	39 585
LIBYA	16 609	6 970	3 044	FINLAND	530	1 776	793
EGYPT	55 576	15 936	6 971	SWITZERLAND	45 546	429 168	191 779
SUDAN	553	357	152	AUSTRIA	16 636	136 329	60 380
MAURITANIA	330	128	58	PORTUGAL	313	2 498	1 106
MALI	351	77	36	SPAIN	6 278	49 622	22 028
NIGER	180	103	46	MALTA	213	651	282
SENEGAL	633	321	144	YUGOSLAVIA	3 894	10 949	4 889
SIERRA LEONE	593	273	126	USSR	2 086	8 931	3 990
LIBERIA	599	240	106	POLAND	234	2 307	1 023
IVORY COAST	2 126	1 118	491	CZECHOSLOVA	1 471	10 675	4 890
GHANA	1 490	1 054	462	HUNGARY	300	2 270	993
TOGO	832	284	126	ROMANIA	1 884	5 368	2 372
BENIN	293	115	51	BULGARIA	366	862	378
NIGERIA	77 474	33 645	14 784	ZAIRE	1 149	11 142	4 970
CAMEROON	546	383	172	REP S AFRICA	8	323	140
CONGO	1 421	498	221	USA	14 471	298 089	132 210
ZAIRE	2 356	1 251	544	CANADA	649	4 692	2 085
RWANDA	358	119	51	MEXICO	391	16 475	7 108
ANGOLA	3 377	1 295	602	PANAMA	90	1 349	609
ETHIOPIA	1 235	545	240	BAHAMAS		6 786	3 035
SOMALIA	725	248	105	ECUADOR	3	180	78
KENYA	8 118	2 583	1 140	PERU	3	478	213
TANZANIA	2 176	808	366	BRAZIL	1 805	19 729	8 767
MOZAMBIQUE	5 277	1 702	775	ARGENTINA	126	11 315	4 986
MADAGASCAR	120	162	72	ISRAEL	58	631	293
REUNION	107	78	33	INDIA	1 219	2 074	906
MAURITIUS	357	229	99	INDONESIA	32	772	312
ZAMBIA	402	457	206	MALAYSIA	281	1 008	440
ZIMBABWE	533	347	155	SINGAPORE	123	378	171
REP S AFRICA	26 018	13 403	5 868	P REP CHINA	12 341	30 883	13 974
USA	348 630	101 134	44 973	NORTH KOREA	14	269	117
CANADA	13 770	5 435	2 384	SOUTH KOREA	44	223	96
MEXICO	2 644	2 913	1 282	JAPAN	11 551	63 045	27 995
GUATEMALA	1 641	1 450	642	TAIWAN	5 724	9 107	4 053
REP HONDURAS	471	480	214	AUSTRALIA	14	262	111
EL SALVADOR	446	441	193	NEW ZEALAND	10	100	44
NICARAGUA	177	220	100	EXPORTS	949 124	4 770 410	2 115 547
COSTA RICA	1 018	741	327	FRANCE	51 800	198 205	88 102
PANAMA	1 632	1 107	490	BELGIUM LUX	58 293	301 007	133 442
CUEA	2 255	2 340	1 018	NETHERLANDS	52 504	200 205	88 807
REP HAITI	388	149	70	ITALY	59 390	393 826	176 228
DOMINIC REP	2 305	868	388	UNTD KINGDOM	37 418	257 088	113 707
JAMAICA	1 321	464	195	IRISH REP	10 028	21 491	9 507
TRINIDAD TCB	1 132	408	190	DENMARK	17 053	89 273	39 748
NETH ANTILL	122	100	46	GREECE	10 845	54 225	24 083
COLOMBIA	7 544	4 535	1 999	ICELAND	250	1 180	519
VENEZUELA	31 077	11 316	4 975	NORWAY	3 284	25 110	11 153
SURINAM	918	277	116	SWEDEN	18 407	149 512	66 431
ECUADOR	5 761	4 880	2 179	FINLAND	7 827	37 878	16 783
PERU	6 852	4 300	1 905	SWITZERLAND	53 491	303 504	135 122
BRAZIL	59 183	21 514	9 824	AUSTRIA	48 895	312 806	139 135
CHILE	14 636	6 617	2 916	PORTUGAL	7 073	52 972	23 650
BOLIVIA	1 854	1 124	508	SPAIN	21 250	88 365	39 179
PARAGUAY	880	459	198	ANDORRA	52	534	236
URUGUAY	10 962	3 434	1 575	MALTA	754	3 704	1 622
ARGENTINA	42 362	13 930	6 156	YUGOSLAVIA	8 351	40 289	17 910
CYPRUS	3 336	1 317	572	TURKEY	3 014	28 239	12 564
LEBANON	11 099	3 953	1 747	USSR	495	3 860	1 724
SYRIA	20 693	5 566	2 413	POLAND	11 138	41 361	18 046
IRAQ	32 812	14 628	6 417	CZECHOSLOVA	1 203	11 870	5 271
IRAN	82 744	31 334	13 673	HUNGARY	4 334	16 111	7 177
ISRAEL	26 794	12 496	5 475	ROMANIA	5 355	19 928	8 915
JORDAN	4 576	1 792	791	BULGARIA	1 985	15 862	6 954
SAUDI ARABIA	134 251	31 505	13 977	ALBANIA	64	334	145
KUWAIT	15 854	6 325	2 783	MOROCCO	1 566	7 007	3 102
BAHRAIN	1 496	701	317	ALGERIA	3 087	11 832	5 258
QATAR	283	267	119	TUNISIA	576	2 119	957
ARAB EMIRAT	7 754	2 826	1 268	LIBYA	6 043	19 769	8 639
OMAN	1 617	392	171				
NORTH YEMEN	350	324	143				
AFGHANISTAN	646	215	98				
PAKISTAN	8 613	4 234	1 846				

## 6 IMPORTS AND EXPORTS (SPECIAL TRADE) BY GROUPS OF THE SITC-REV. II AND BY COUNTRIES OF PRODUCTION AND CONSUMPTION 1981

GROUP COUNTRY	DT = 100 KG	1 000 DM	1 000 \$	GROUP COUNTRY	DT = 100 KG	1 000 DM	1 000 \$
EGYPT	13 033	73 172	32 659	AUSTRALIA	10 708	56 150	24 924
SUDAN	2 102	18 194	8 014	PAPUA NEW G	109	1 377	602
MALI	78	594	255	NEW ZEALAND	2 802	15 105	6 734
UPPER VOLTA	53	240	105	FIJI	37	167	73
NIGER	72	84	38				
CHAD	341	3 286	1 450	551 ESSENTL OIL, PERFUME, ETC			
SENEGAL	150	272	121				
GAMBIA	60	178	80	IMPORTS	132 561	294 943	131 162
GUIN BISSAU	39	127	57				
REF GUINEA	292	2 159	995	FRANCE	22 648	68 252	30 320
SIERRA LEONE	295	1 176	519	BELGIUM LUX	704	1 175	524
LIBERIA	921	1 947	845	NETHERLANDS	14 838	35 103	15 610
IVORY COAST	697	3 711	1 663	ITALY	11 470	11 784	5 292
GHANA	1 225	5 865	2 610	UNITD KINGDOM	8 437	25 749	11 454
TOGO	74	647	235	IRISH REP	3 000	10 427	4 654
ENINIA	123	427	188	DENMARK	919	949	411
NIGERIA	29 269	107 786	47 653	GREECE	936	789	344
CAMEROON	179	748	328	SWEDEN	840	381	169
CENT AFR REP	21	199	82	FINLAND	2	95	40
GABON	17	68	31	SWITZERLAND	15 849	75 167	33 433
CONGO	38	296	126	AUSTRIA	2 289	2 188	967
ZAIRE	2 254	7 214	3 183	PORTUGAL	952	917	411
RWANDA	241	587	261	SPAIN	3 794	5 435	2 416
BURUNDI	122	799	351	YUGOSLAVIA	395	1 610	708
ANGOLA	2 775	16 740	7 385	TURKEY	480	81	34
ETHIOPIA	1 654	8 619	3 813	USSR	183	739	352
JIBUTI	69	200	89	POLAND	51	124	52
SOMALIA	163	722	333	HUNGARY	173	1 184	525
KENYA	2 579	11 348	4 983	BULGARIA	69	319	141
UGANDA	568	2 107	954	MOROCCO	588	909	400
TANZANIA	5 845	7 561	3 348	TUNISIA	90	283	123
MOZAMBIQUE	1 500	5 522	2 456	EGYPT	70	820	364
MADAGASCAR	114	1 281	557	IVORY COAST	7	80	39
MAURITIUS	267	1 411	622	MADAGASCAR	144	122	56
ZAMBIA	354	2 353	1 044	REP S AFRICA	454	337	146
ZIMBABWE	254	1 179	510	USA	11 121	21 145	9 438
MALAWI	319	593	259	CANADA	222	1 025	456
REP S AFRICA	8 476	51 534	22 851	MEXICO	219	880	388
USA	63 235	256 052	114 121	JAMAICA	27	194	83
CANADA	8 567	30 918	13 617	PERU	50	261	113
MEXICO	10 950	47 029	20 661	BRAZIL	20 946	7 411	3 305
GUATEMALA	1 363	6 901	3 052	PARAGUAY	470	1 697	749
REP HONDURAS	884	4 178	1 847	ARGENTINA	268	1 611	714
EL SALVADOR	797	7 486	3 314	ISRAEL	1 217	480	216
NICARAGUA	331	1 921	862	INDIA	303	1 336	590
COSTA RICA	1 193	3 429	1 557	SRI LANKA	131	392	170
PANAMA	5 697	44 299	19 529	VIETNAM	171	286	121
CUBA	3 659	9 305	4 267	INDONESIA	557	2 057	909
REP HAITI	1 232	1 580	703	SINGAPORE	120	501	228
BAHAMAS	28	2 865	1 274	F REP CHINA	6 628	9 240	4 096
DOMINIC REP	1 268	5 422	2 381	JAPAN	178	614	275
AM VIRGIN IS	20	204	91	TAIWAN	69	139	60
DOMINICA	5	103	48	AUSTRALIA	296	182	79
MARTINIQUE	59	167	74				
JAMAICA	137	961	421	EXPORTS	91 103	224 814	99 596
BAREADOS	382	2 602	1 127				
TRINIDAD TOB	268	599	267	FRANCE	5 148	13 409	5 951
NETH ANTILL	231	1 299	575	BELGIUM LUX	6 042	8 871	3 950
COLOMBIA	3 063	26 342	11 562	NETHERLANDS	5 719	14 099	6 281
VENEZUELA	3 335	19 024	8 373	ITALY	7 584	15 993	7 136
GUYANA	51	218	91	UNITD KINGDOM	3 669	5 754	2 559
SURINAM	185	1 381	597	IRISH REP	170	420	190
ECUADOR	2 376	23 073	10 125	DENMARK	2 125	4 159	1 841
PERU	1 516	13 412	5 958	GREECE	1 658	4 337	1 924
BRAZIL	16 165	53 645	23 685	NORWAY	340	1 044	466
CHILE	2 688	12 599	5 571	SWEDEN	708	2 863	1 275
POLIVIA	1 433	7 931	3 495	FINLAND	1 192	4 324	1 920
PARAGUAY	1 224	6 794	2 995	SWITZERLAND	5 406	12 316	5 440
URUGUAY	985	10 793	4 773	AUSTRIA	5 537	12 383	5 490
ARGENTINA	5 215	37 602	16 635	PORTUGAL	319	1 417	632
CYPRUS	1 058	3 824	1 681	SPAIN	3 772	6 634	2 973
LEBANON	3 746	33 359	14 701	MALTA	77	86	37
SYRIA	6 468	25 089	11 097	YUGOSLAVIA	6 327	8 819	3 961
IRAQ	26 319	48 334	21 733	TURKEY	1 057	2 920	1 278
IRAN	37 626	121 531	53 532	USSR	493	3 583	1 540
ISRAEL	2 638	26 583	11 768	POLAND	897	1 509	655
JORDAN	2 271	8 154	3 622	CZECHOSLOVA	627	2 373	1 032
SAUDI ARABIA	21 426	96 202	41 898	HUNGARY	1 154	5 104	2 282
KUWAIT	2 958	16 940	7 522	ROMANIA	856	2 813	1 260
BAHRAIN	483	2 580	1 132	BULGARIA	194	187	83
QATAR	975	3 559	1 531	MOROCCO	80	278	120
ARAB EMIRAT	4 410	8 930	4 061	ALGERIA	637	1 458	637
OMAN	761	3 560	1 542	TUNISIA	578	1 014	450
NORTH YEMEN	3 596	16 388	7 201	LIBYA	215	242	103
SOUTH YEMEN	719	3 575	1 576	EGYPT	652	1 925	836
AFGHANISTAN	580	3 068	1 328	SUDAN	88	626	277
PAKISTAN	6 934	29 229	12 892	IVORY COAST	223	376	167
INDIA	2 363	10 878	4 818	NIGERIA	4 881	11 910	5 243
BANGLADESH	1 541	9 532	4 288	CAMEROON	33	98	44
SRI LANKA	609	2 660	1 185	RWANDA	28	80	35
NEPAL	47	189	34	ANGOLA	36	326	144
BURMA	435	3 095	1 367	ETHIOPIA	79	157	73
THAILAND	6 623	26 208	11 570	SOMALIA	81	189	86
VIETNAM	289	1 307	579	KENYA	536	721	314
INDONESIA	2 740	20 719	9 102	TANZANIA	64	165	78
MALAYSIA	4 893	11 367	5 073	MADAGASCAR	22	89	44
SINGAPORE	3 036	10 888	4 816	MAURITIUS	30	204	91
PHILIPPINES	2 873	15 095	6 710	ZAMBIA	177	349	159
P REP CHINA	110	1 137	514	ZIMBABWE	14	73	30
NORTH KOREA	59	104	46	REP S AFRICA	1 229	4 201	1 862
SOUTH KOREA	2 062	16 455	7 259	USA	1 358	3 712	1 671
JAPAN	48 803	369 261	163 057	CANADA	321	300	135
TAIWAN	6 083	25 958	11 464	MEXICO	148	928	410
HONG KONG	2 525	20 225	13 346	GUATEMALA	191	901	392

## 6 IMPORTS AND EXPORTS (SPECIAL TRADE) BY GROUPS OF THE SITC-REV. II AND BY COUNTRIES OF PRODUCTION AND CONSUMPTION 1981

GROUP COUNTRY	DT = 100 KG	1 000 DM	1 000 \$	GROUP COUNTRY	DT = 100 KG	1 000 DM	1 000 \$
REP HONDURAS	53	296	126	BULGARIA	1 729	2 165	943
EL SALVADOR	67	279	123	CANARY IS	152	129	58
NICARAGUA	23	106	47	ALGERIA	2 257	2 567	1 122
COSTA RICA	182	405	183	TUNISIA	290	197	89
PANAMA	27	108	48	LIBYA	6 295	7 063	3 072
CURA	66	211	94	EGYPT	2 120	1 235	533
DOMINIC REP	111	375	164	SUDAN	153	195	88
TRINIDAD TOB	25	74	32	SENEGAL	63	96	43
COLOMBIA	418	1 591	712	LIBERIA	246	356	158
VENEZUELA	632	2 540	1 124	IVORY COAST	136	162	69
ECUADOR	379	1 254	554	BENIN	108	200	87
PERU	676	1 502	665	NIGERIA	2 250	3 336	1 460
BAZIL	277	896	395	ZAIRE	87	126	55
CHILE	585	1 982	869	ANGOLA	6 484	1 922	868
BOLIVIA	126	510	228	KENYA	81	96	39
URUGUAY	20	126	57	REUNION	52	66	30
ARGENTINA	202	1 720	771	MAURITIUS	155	162	72
CYPRUS	154	634	278	REP S AFRICA	1 575	3 170	1 382
LEBANON	251	829	366	USA	5 227	21 331	9 400
SYRIA	713	2 291	1 009	CANADA	4 450	7 151	3 113
IRAQ	257	1 918	841	MEXICO	170	766	332
IRAN	1 237	2 496	1 092	BERMUDA	101	77	33
ISRAEL	409	1 324	579	GUATEMALA	168	206	91
JORDAN	69	245	108	REP HONDURAS	78	189	84
SAUDI ARABIA	258	789	353	EL SALVADOR	181	122	51
KUWAIT	37	109	48	PANAMA	239	448	204
BAHRAIN	10	66	31	REP HAITI	121	181	79
ARAB EMIRAT	57	163	71	BAHAMAS	172	171	76
NORTH YEMEN	103	252	112	DOMINIC REP	219	255	112
PAKISTAN	264	863	385	AM VIRGIN IS	72	105	47
INDIA	420	1 352	614	GUADELOUPE	126	119	54
BANGLADESH	135	294	130	BARBADOS	76	74	33
SRI LANKA	23	119	54	NETH ANTILL	479	1 008	447
BURMA	15	142	63	COLOMBIA	161	237	105
THAILAND	321	1 093	486	VENEZUELA	628	2 209	979
INDONESIA	3 154	9 462	4 116	SURINAM	353	523	227
MALAYSIA	68	223	102	ECUADOR	72	196	82
SINGAPORE	445	995	434	PERU	21	80	34
PHILIPPINES	448	984	435	BRAZIL	56	101	44
P REP CHINA	60	84	36	CHILE	4 125	4 258	1 872
SOUTH KOREA	378	2 472	1 055	POLIVIA	334	520	229
JAPAN	1 623	5 293	2 343	PARAGUAY	1 521	2 358	1 038
TAIWAN	431	1 205	538	URUGUAY	64	228	100
HONG KONG	1 663	4 631	2 051	ARGENTINA	682	2 664	1 188
AUSTRALIA	1 005	3 533	1 569	CYPRUS	1 270	910	395
NEW ZEALAND	84	376	166	LEBANON	2 993	2 366	1 056
				SYRIA	8 498	3 094	1 379
				IRAQ	1 856	1 120	492
				IRAN	2 002	2 044	883
				ISRAEL	718	914	401
				JORDAN	2 887	2 126	954
				SAUDI ARABIA	24 933	24 267	10 831
				KUWAIT	7 158	6 085	2 698
				BAHRAIN	1 048	1 517	679
				QATAR	489	724	321
				ARAB EMIRAT	7 697	6 720	2 990
				OMAN	757	753	337
				NORTH YEMEN	1 390	830	363
				AFGHANISTAN	130	124	57

## 6 IMPORTS AND EXPORTS (SPECIAL TRADE) BY GROUPS OF THE SITC-REV. II AND BY COUNTRIES OF PRODUCTION AND CONSUMPTION 1981

GROUP COUNTRY	DT = 100 KG	1 000 DM	1 000 \$	GROUP COUNTRY	DT = 100 KG	1 000 DM	1 000 \$
BELGIUM LUX	515 974	119 491	53 179	PAKISTAN	7 444	2 148	956
NETHERLANDS	564 199	117 158	52 011	INDIA	17 656	4 710	2 069
ITALY	426 569	119 265	53 234	BANGLADESH	3 358	1 095	502
UNITD KINGDOM	241 610	63 739	28 104	SRI LANKA	824	347	154
IRISH REP	13 147	4 195	1 857	BURMA	3 500	611	271
DENMARK	128 650	31 761	14 114	THAILAND	15 578	5 512	2 413
GREECE	50 971	17 602	7 808	INDONESIA	20 671	7 215	3 176
ICELAND	3 624	1 174	516	MALAYSIA	6 523	1 724	769
NORWAY	23 254	7 572	3 363	BRUNEI	612	177	88
SWEDEN	92 676	24 626	10 960	SINGAPORE	20 314	4 818	2 144
FINLAND	47 338	15 211	6 774	PHILIPPINES	8 578	2 760	1 214
SWITZERLAND	358 918	88 143	39 075	P REP CHINA	1 276	575	260
AUSTRIA	461 334	112 354	49 933	SOUTH KOREA	12 648	4 784	2 085
PORTUGAL	42 620	11 806	5 300	JAPAN	44 415	17 408	7 715
SPAIN	45 304	14 210	6 325	TAIWAN	15 667	5 669	2 506
MALTA	2 358	742	332	HONG KONG	29 220	8 104	3 599
YUGOSLAVIA	112 697	31 222	13 813	AUSTRALIA	21 171	9 039	3 952
TURKEY	13 369	4 942	2 221	NEW ZEALAND	13 101	4 311	1 880
USSR	397 443	111 213	50 084				
POLAND	44 338	10 946	4 759	562 FERTILIZERS MANUFACTURED			
CZECHOSLOVIA	43 789	12 831	5 668	IMPORTS	35 980 577	1 094 555	483 243
HUNGARY	95 788	19 464	8 603	FRANCE	3 313 062	79 169	35 279
ROMANIA	20 790	6 604	2 963	BELGIUM LUX	13 161 273	275 072	122 128
BULGARIA	28 390	11 392	5 042	NETHERLANDS	5 708 498	212 245	94 693
ALBANIA	3 819	766	334	ITALY	1 102 639	40 789	18 032
CANARY IS	146	95	39	UNITD KINGDOM	675 458	26 682	12 195
MOROCCO	8 269	2 794	1 244	IRISH REP	66 355	2 951	1 308
ALGERIA	37 678	7 870	3 457	DENMARK	9 883	495	224
TUNISIA	6 746	2 195	972	SWEDEN	15 683	403	162
LIBYA	38 577	17 224	7 548	FINLAND	9 360	194	86
EGYPT	15 858	5 016	2 207	SWITZERLAND	16 491	2 709	1 233
SUDAN	812	460	199	AUSTRIA	4 876 886	179 884	80 286
MALI	776	228	100	PORTUGAL	608 492	21 082	9 169
UPPER VOLTA	378	152	72	SPAIN	414 909	12 750	5 338
NIGER	365	120	53	YUGOSLAVIA	488 613	16 145	7 247
SENEGAL	1 597	671	293	USSR	4 250	76	36
SIERRA LEONE	410	86	40	POLAND	95 147	3 108	1 355
LIBERIA	3 576	1 162	520	CZECHOSLOVIA	258 713	9 417	4 146
IVORY COAST	4 182	1 366	592	HUNGARY	1 775 242	58 459	26 270
GHANA	6 598	2 932	1 295	ROMANIA	941 816	28 330	12 713
TOGO	1 188	321	143	TUNISIA	445 675	19 620	8 412
BENIN	1 888	549	236	EGYPT	7 820	249	108
NIGERIA	40 488	19 258	8 477	REP S AFRICA	79 363	4 372	1 948
CAMEROON	2 474	520	228	USA	1 536 972	71 917	32 148
GABON	349	171	72	CANADA	2 879	289	128
CONGO	566	274	122	MEXICO	263 050	13 377	6 498
ZAIRE	2 600	1 144	503	ISRAEL	100 024	4 532	1 994
RWANDA	526	136	61	JAPAN	740	167	75
ANGOLA	2 137	600	264				
ETHIOPIA	3 973	1 187	527	EXPORTS	43 546 736	1 305 575	581 209
SOMALIA	798	202	93	FRANCE	3 356 062	112 189	49 790
KENYA	2 915	1 335	569	BELGIUM LUX	11 247 803	256 742	114 089
TANZANIA	4 007	1 467	659	NETHERLANDS	1 973 195	53 350	23 472
MOZAMBIQUE	1 050	492	217	ITALY	1 640 417	63 490	28 872
MADAGASCAR	872	499	219	UNITD KINGDOM	1 012 691	25 472	11 423
REUNION	184	74	31	IRISH REP	2 283 005	51 917	23 496
MAURITIUS	404	229	102	DENMARK	2 084 072	70 346	31 581
ZAMBIA	2 409	1 012	447	GREECE	286 361	12 579	5 589
ZIMBABWE	1 034	431	193	ICELAND	4 002	150	69
MALAWI	158	149	66	NORWAY	720 475	18 281	8 197
REP S AFRICA	50 936	18 095	7 937	SWEDEN	839 039	22 975	10 270
USA	37 721	18 061	7 952	FINLAND	319 842	6 992	3 187
CANADA	7 793	3 316	1 466	SWITZERLAND	683 602	23 735	10 660
MEXICO	5 794	2 831	1 241	AUSTRIA	2 976 396	92 385	40 553
GUATEMALA	4 788	1 706	749	PORTUGAL	4 793	366	167
REP HONDURAS	388	199	86	SPAIN	189 597	5 381	2 431
EL SALVADOR	2 683	833	364	MALTA	5 085	185	83
NICARAGUA	352	159	66	YUGOSLAVIA	892	597	262
COSTA RICA	1 109	433	198	TURKEY	1 318	105	46
PANAMA	363	173	76	POLAND	295 104	10 204	4 175
CUBA	4 953	1 568	687	CZECHOSLOVIA	12 942	643	284
REP HAITI	932	327	141	HUNGARY	204 299	7 877	3 493
DOMINIC REP	3 400	1 224	514	ROMANIA	10 099	410	184
JAMAICA	5 304	1 360	596	BULGARIA	1 404	389	176
BARBADOS	527	186	78	CANARY IS	80 119	1 854	787
TRINIDAD TOB	838	319	147	MOROCCO	551	92	40
NETH ANTILL	1 972	615	257	EGYPT	106 671	9 153	4 171
COLOMBIA	11 290	3 761	1 671	SUDAN	1 498	99	45
VENEZUELA	16 737	6 480	2 813	UPPER VOLTA	3 882	198	89
SURINAM	934	299	134	SENEGAL	41 993	1 411	623
ECUADOR	3 402	2 200	978	SIERRA LEONE	5 620	268	118
PERU	9 289	5 278	2 336	LIBERIA	5 014	228	102
BRAZIL	9 003	4 805	2 152	GHANA	46 822	1 780	750
CHILE	21 685	7 398	3 235	NIGERIA	207 330	9 282	4 082
BOLIVIA	2 770	1 041	458	ZAIRE	68 527	2 458	1 107
PARAGUAY	842	348	156	ETHIOPIA	30 362	1 025	417
URUGUAY	4 509	1 681	745	KENYA	121 262	5 071	2 262
ARGENTINA	33 707	10 338	4 538	TANZANIA	1 097	106	47
CYPRUS	15 584	3 796	1 655	MADAGASCAR	19 872	1 037	463
LEBANON	21 922	5 733	2 556	ZIMBABWE	83 566	3 343	1 445
SYRIA	11 211	2 947	1 296	MALAWI	13 950	968	408
IRAC	37 426	20 759	8 822	REP S AFRICA	767 771	19 490	8 502
IRAN	66 805	22 878	10 072	USA	306 705	11 205	5 195
ISRAEL	25 518	9 016	3 975	CANADA	4 110	181	80
JORDAN	10 329	3 262	1 440	MEXICO	1 876	69	33
SAUDI ARABIA	21 512	7 207	3 159	GUATEMALA	7 047	372	156
KUWAIT	11 429	4 706	2 111	REP HONDURAS	117 061	3 683	1 596
BAHRAIN	3 327	664	291	EL SALVADOR	124 157	2 644	1 189
QATAR	720	232	99	NICARAGUA	10 724	745	310
ARAB EMIRAT	6 634	2 541	1 154	COSTA RICA	18 966	882	375
OMAN	2 005	470	207	PANAMA	45 130	1 546	704
NORTH YEMEN	896	318	141				
SOUTH YEMEN	437	128	59				
AFGHANISTAN	497	206	85				

## 6 IMPORTS AND EXPORTS (SPECIAL TRADE) BY GROUPS OF THE SITC-REV. II AND BY COUNTRIES OF PRODUCTION AND CONSUMPTION 1981

GROUP COUNTRY	DT = 100 KG	1 000 DM	1 000 \$	GROUP COUNTRY	DT = 100 KG	1 000 DM	1 000 \$
CURA	105 229	3 687	1 551	CAMEROON	1 098	673	299
DOMINIC REP	70 163	2 303	1 091	GAHON	491	289	144
BARBADOS	1 041	69	30	CONGO	158	171	77
TRINIDAD TOB	8 164	402	174	ZAIRE	398	1 168	554
COLOMBIA	20 369	748	332	RWANDA	814	482	215
VENEZUELA	100 559	4 223	1 747	KENYA	10	77	39
GUYANA	28 000	821	359	TANZANIA	1 046	710	315
SURINAM	28 966	1 487	630	REP S AFRICA	56	175	77
ECUADOR	19 722	1 493	702	USA	329	1 048	468
PERU	90 355	5 011	2 178	CANADA	177	390	175
BRAZIL	1 998 453	59 870	26 512	GUATEMALA	7	100	42
CHILE	13 572	690	317	COLOMBIA	1 000	249	110
BOLIVIA	64 590	3 792	1 741	VENEZUELA	3 014	1 760	770
PARAGUAY	18 763	1 107	479	ECUADOR	21	144	64
URUGUAY	32 209	1 577	687	URUGUAY	47	493	205
ARGENTINA	42 266	1 845	817	ARGENTINA	208	515	235
CYPRUS	1 985	130	60	ISRAEL	252	325	146
LEBANON	144 348	4 933	2 240	SAUDI ARABIA	2 713	2 631	1 184
SYRIA	206	162	67	ARAB EMIRAT	69	252	107
IRAQ	2 265	169	70	NORTH YEMEN	4 225	1 482	616
IRAN	2 051	854	376	SOUTH YEMEN	2 463	1 792	770
ISRAEL	688	90	39	PAKISTAN	4	120	51
JORDAN	1 497	364	158	INDIA	404	503	219
SAUDI ARABIA	10 809	623	259	SRI LANKA	3 682	1 072	482
ARAB EMIRAT	5 594	217	96	NEPAL	16	129	64
OMAN	6 054	272	112	BURMA	1 890	387	173
NORTH YEMEN	7 634	279	116	THAILAND	112	386	179
PAKISTAN	240 106	9 805	4 245	INDONESIA	33	94	42
INDIA	3 586 921	105 695	46 062	MALAYSIA	23	137	65
SRI LANKA	211 908	6 694	2 832	BRUNEI	43	166	79
NEPAL	835	80	36	SINGAPORE	943	3 052	1 410
BURMA	46 303	1 811	788	PHILIPPINES	37	247	117
THAILAND	293 054	11 350	5 108	AUSTRALIA	93	390	168
KAMPUCHEA	28 845	917	422	NEW ZEALAND	44	240	105
INDONESIA	110 496	6 129	2 687				
MALAYSIA	196 819	8 118	3 589	582 PROD OF CONDENSATION ETC			
SINGAPORE	941 692	35 439	15 711				
PHILIPPINES	18 235	1 335	563	IMPORTS	6 226 577	2 021 744	898 337
P REP CHINA	1 256 129	56 467	25 446	FRANCE	661 112	209 200	93 089
JAPAN	1 230 941	39 547	17 166	BELGIUM LUX	649 986	283 688	125 991
TAIWAN	720	174	76	NETHERLANDS	2 458 640	807 626	359 145
HONG KONG	51 798	2 346	1 048	ITALY	479 242	141 685	62 928
AUSTRALIA	30 988	2 259	986	UNITD KINGDOM	152 871	84 836	37 735
PAPUA NEW G	23 208	1 053	464	IRISH REP	3 777	4 463	1 967
NEW ZEALAND	28 447	1 613	692	DENMARK	143 883	15 008	6 687
FIJI	7 567	328	144	NORWAY	20 382	5 907	2 614
FR POLYNESIA	17 765	826	377	SWEDEN	55 204	17 962	7 974
				FINLAND	4 068	1 361	601
572 EXPLOSIVES, PYROTECH PROD				SWITZERLAND	264 490	147 473	65 576
IMPORTS	101 988	73 597	32 569	AUSTRIA	661 421	79 978	35 408
FRANCE	4 876	8 949	4 001	PORTUGAL	1 499	866	386
BELGIUM LLX	4 834	8 441	3 774	SPAIN	26 635	5 968	2 663
NETHERLANDS	5 800	12 710	5 593	YUGOSLAVIA	6 812	2 054	901
ITALY	4 352	5 837	2 608	POLAND	167 507	8 413	3 763
UNITD KINGDOM	145	614	271	CZECHOSLOVA	215 312	12 128	5 325
GREECE	59	122	60	HUNGARY	4 979	1 530	683
NORWAY	2 802	4 739	2 114	ROMANIA	11 296	3 726	1 630
SWEDEN	3 834	3 312	1 475	BULGARIA	608	330	146
FINLAND	421	782	364	REP S AFRICA	747	243	109
SWITZERLAND	382	1 166	516	USA	189 508	149 181	66 192
AUSTRIA	373	190	83	CANADA	2 546	1 564	681
SPAIN	282	303	136	BRAZIL	401	76	35
YUGOSLAVIA	14 644	2 213	967	ISRAEL	11 217	3 333	1 471
POLAND	7 220	997	428	INDIA	928	322	141
CZECHOSLOVA	1 502	809	361	SINGAPORE	14	135	61
HUNGARY	1 073	117	52	JAPAN	31 128	32 172	14 256
ROMANIA	200	149	69	TAIWAN	45	242	109
USA	140	1 690	761	EXPORTS	10 462 069	3 965 532	1 761 871
BRAZIL	401	878	388	FRANCE	1 886 735	549 137	244 805
ISRAEL	2 796	2 771	1 276	BELGIUM LUX	955 284	198 195	88 169
P REP CHINA	45 093	15 776	6 823	NETHERLANDS	948 289	335 153	148 883
JAPAN	275	542	243	ITALY	1 087 439	425 624	190 058
TAIWAN	283	351	145	UNITD KINGDOM	548 008	279 045	123 654
HONG KONG	198	132	58	IRISH REP	106 446	25 684	11 446
EXPORTS	149 151	145 751	64 669	DENMARK	218 979	92 910	41 136
FRANCE	2 767	10 752	4 729	GREECE	141 574	55 186	24 438
BELGIUM LUX	10 060	5 236	2 322	ICELAND	1 785	973	422
NETHERLANDS	6 061	7 098	3 137	NORWAY	72 329	35 569	15 860
ITALY	7 183	7 811	3 403	SWEDEN	248 379	120 061	53 575
UNITD KINGDOM	8 222	7 239	3 206	FINLAND	135 878	70 332	31 201
IRISH REP	56	133	59	SWITZERLAND	664 846	226 045	100 345
DENMARK	1 842	3 953	1 759	AUSTRIA	746 041	236 380	104 907
GREECE	890	2 660	1 186	PORTUGAL	74 619	42 459	18 901
ICELAND	92	233	104	SPAIN	210 358	108 327	48 326
NORWAY	4 542	10 582	4 700	MALTA	7 515	3 718	1 634
SWEDEN	2 141	4 324	1 907	YUGOSLAVIA	200 764	99 221	44 018
FINLAND	558	887	387	TURKEY	37 610	17 101	7 509
SWITZERLAND	4 098	11 953	5 321	USSR	221 178	112 047	50 719
AUSTRIA	3 100	8 115	3 572	POLAND	48 211	30 316	13 526
PORTUGAL	3 416	6 709	3 034	CZECHOSLOVA	58 388	36 913	16 333
SPAIN	849	1 317	599	HUNGARY	83 700	55 626	24 529
YUGOSLAVIA	30	326	151	ROMANIA	40 120	21 586	9 753
TURKEY	1 303	565	244	BULGARIA	32 632	19 972	8 793
MOROCCO	296	240	102	ALBANIA	19 269	232	106
LIBYA	21 929	7 930	3 465	MOROCCO	19 538	4 411	1 967
SUDAN	1 447	620	263	CEUTA MEL	102	190	87
NIGER	1 756	1 707	748	ALGERIA	31 271	12 829	5 577
GHANA	222	177	75	TUNISIA	11 283	3 440	1 533
BENIN	103	88	38	LIBYA	7 897	4 316	1 938
NIGERIA	39 816	22 380	10 003	EGYPT	69 785	22 857	10 164
				SENEGAL	607	251	110



6 IMPORTS AND EXPORTS (SPECIAL TRADE) BY GROUPS OF THE SITC-REV. II AND BY COUNTRIES OF PRODUCTION AND CONSUMPTION 1981

GROUP COUNTRY	DT = 100 KG	1 000 DM	1 000 \$	GROUP COUNTRY	DT = 100 KG	1 000 DM	1 000 \$
SIERRA LEONE	789	260	118	YUGOSLAVIA	8 378	1 712	768
LIBERIA	68	88	38	USSR	329 245	47 052	21 092
IVORY COAST	4 196	1 567	699	POLAND	112 789	16 956	7 531
GHANA	5 853	1 342	577	CZECHOSLOVAKIA	477 603	54 798	24 148
TOGO	124	90	41	HUNGARY	209 052	24 522	10 907
NIGERIA	15 454	8 608	3 836	ROMANIA	250 785	25 061	11 156
CAMEROON	5 153	1 396	633	BULGARIA	3 484	520	240
GABON	2 412	865	383	REP S AFRICA	859	240	103
CONGO	263	108	45	USA	444 779	250 428	111 138
ZAIRE	6 203	2 334	1 008	CANADA	57 819	13 202	5 825
RWANDA	1 234	516	227	ISRAEL	73 943	13 259	5 839
BURUNDI	1 534	453	200	THAILAND	3 304	1 669	711
ANGOLA	4 311	1 492	669	MALAYSIA	15	110	47
ETHIOPIA	5 733	1 125	499	SINGAPORE	195	150	68
SOMALIA	289	117	54	SOUTH KOREA	450	156	69
KENYA	46 572	11 690	5 059	JAPAN	51 580	35 368	15 735
TANZANIA	4 153	1 555	700	TAIWAN	6 463	2 995	1 349
MOZAMBIQUE	1 116	462	208	HONG KONG	216	113	51
MADAGASCAR	512	127	58	AUSTRALIA	197	95	43
REUNION	663	144	59				
MAURITIUS	1 609	572	254	EXPORTS	26 003 125	7 302 477	3 243 569
ZAMBIA	3 126	1 544	712	FRANCE	3 344 348	998 808	444 705
ZIMBABWE	1 556	527	233	BELGIUM LUX	1 840 188	470 136	209 019
MALAWI	1 084	370	164	NETHERLANDS	2 158 764	625 448	277 959
REP S AFRICA	117 139	63 880	28 173	ITALY	3 414 199	823 717	367 706
USA	159 578	86 241	38 055	UNITED KINGDOM	1 657 677	515 800	228 458
CANADA	32 445	21 070	9 167	IRISH REP	246 278	68 508	30 537
MEXICO	26 379	21 303	9 353	DENMARK	804 462	239 282	106 049
GUATEMALA	7 887	2 841	1 257	GREECE	281 032	68 411	30 330
REP HONDURAS	690	309	135	ICELAND	34 582	8 519	3 774
EL SALVADOR	1 941	906	401	NORWAY	456 021	112 866	50 108
COSTA RICA	15 035	2 788	1 197	SWEDEN	968 435	269 646	120 073
PANAMA	1 264	442	200	FINLAND	473 635	131 935	58 606
CUBA	2 169	750	321	SWITZERLAND	1 446 267	418 203	185 843
DOMINIC REP	2 599	785	348	AUSTRIA	1 278 870	378 545	167 958
JAMAICA	807	212	95	PORTUGAL	273 062	75 201	33 535
TRINIDAD TOB	328	289	126	SPAIN	329 485	97 515	43 372
COLOMBIA	8 012	5 122	2 230	MALTA	13 004	3 517	1 520
VENEZUELA	12 053	8 438	3 685	YUGOSLAVIA	240 754	79 463	35 133
SURINAM	314	154	65	TURKEY	94 028	24 810	11 017
ECUADOR	15 566	5 781	2 537	USSR	584 899	173 724	76 826
PERU	26 202	11 792	5 316	POLAND	144 807	42 300	18 800
BRAZIL	40 259	32 574	14 483	CZECHOSLOVAKIA	255 959	71 430	32 136
CHILE	11 615	5 132	2 262	HUNGARY	336 339	96 865	43 046
BOLIVIA	2 401	614	270	ROMANIA	45 274	12 870	5 845
PARAGUAY	4 242	1 154	516	BULGARIA	78 390	23 634	10 436
URUGUAY	8 337	4 639	2 038	ALBANIA	222	99	42
ARGENTINA	32 847	17 336	7 680	CANARY IS	749	442	198
CYPRUS	5 887	2 451	1 073	MOROCCO	40 389	10 438	4 661
LEBANON	6 125	2 094	950	ALGERIA	163 707	36 707	16 347
SYRIA	30 356	7 102	3 126	TUNISIA	50 201	11 617	5 132
IRAQ	20 741	10 172	4 568	LIBYA	36 236	11 973	5 231
IRAN	176 511	55 504	24 091	EGYPT	190 251	46 010	20 445
ISRAEL	32 146	17 308	7 682	SUDAN	20 589	4 527	2 019
JORDAN	20 059	5 912	2 584	MALI	1 763	369	156
SAUDI ARABIA	58 187	22 721	10 094	UPPER VOLTA	1 111	301	133
KUWAIT	16 275	6 617	2 966	NIGER	456	174	75
BAHRAIN	3 794	1 031	455	SENEGAL	25 883	5 089	2 216
QATAR	794	305	133	REP GUINEA	1 092	356	160
ARAB EMIRAT	35 642	12 246	5 438	SIERRA LEONE	421	165	75
OMAN	3 559	1 148	492	LIBERIA	1 020	518	224
AFGHANISTAN	336	119	53	IVORY COAST	39 278	8 187	3 615
PAKISTAN	34 337	7 526	3 332	GHANA	27 689	6 218	2 697
INDIA	40 726	15 840	7 003	TOGO	1 676	532	235
PAKISTAN	5 937	2 483	1 098	FENIN	891	328	143
INDONESIA	1 682	563	250	NIGERIA	352 955	90 051	39 846
BURMA	1 383	577	258	CAMEROON	8 370	1 584	710
THAILAND	17 141	6 599	2 894	GABON	5 095	1 581	690
INDONESIA	77 127	31 249	13 949	CONGO	1 383	468	206
MALAYSIA	15 415	5 382	2 389	ZAIRE	24 130	7 315	3 184
SINGAPORE	38 825	16 501	7 322	RWANDA	2 732	850	372
PHILIPPINES	7 997	3 518	1 548	BURUNDI	2 661	956	423
MONGOL P REP	111	87	37	ANGOLA	38 596	10 090	4 550
P REP CHINA	23 971	9 187	4 149	ETHIOPIA	7 235	1 812	794
NORTH KOREA	738	876	387	JIBUTI	221	68	32
SOUTH KOREA	20 246	13 313	5 855	SOMALIA	3 580	678	308
JAPAN	67 856	52 469	23 172	KENYA	93 516	18 788	8 234
TAIWAN	23 367	15 355	6 756	TANZANIA	10 017	3 140	1 383
HONG KONG	39 303	18 827	8 267	MOZAMBIQUE	15 625	3 994	1 755
AUSTRALIA	57 767	33 383	14 749	MADAGASCAR	6 601	2 625	1 147
PAPUA NEW G	150	84	37	REUNION	472	211	94
NEW ZEALAND	13 332	7 937	3 465	MAURITIUS	4 156	1 232	540
FIJI	1 023	370	158	ZAMBIA	42 681	13 259	5 937
FR POLYNESIA	423	127	58	ZIMBABWE	26 486	7 214	3 196
				MALAWI	9 768	2 186	967
563 PROD OF POLYMERIZING ETC				REP S AFRICA	324 592	100 960	44 188
IMPORTS	18 046 561	4 373 763	1 940 235	USA	367 255	183 067	80 761
FRANCE	3 413 354	784 810	347 522	CANADA	50 770	22 545	9 935
BELGIUM LUX	3 795 462	916 475	406 794	MEXICO	21 356	10 342	4 548
NETHERLANDS	3 825 411	854 853	397 150	GUATEMALA	16 173	4 483	1 973
ITALY	1 854 274	453 021	201 269	REP HONDURAS	15 689	3 424	1 450
UNITED KINGDOM	779 363	226 301	100 097	EL SALVADOR	14 791	4 021	1 740
IRISH REP	12 308	9 776	4 275	NICARAGUA	17 644	3 704	1 644
DENMARK	69 802	24 243	10 695	COSTA RICA	20 378	4 443	1 903
GREECE	6 849	3 566	1 588	PANAMA	12 486	2 593	1 113
NORWAY	607 869	120 446	53 480	CUBA	72 385	15 293	6 869
SWEDEN	331 832	90 290	40 096	WEST INDIES	3 127	731	328
FINLAND	110 682	30 361	13 547	REP HAITI	235	87	37
SWITZERLAND	331 863	113 710	50 329	DOMINIC REP	18 171	3 712	1 646
AUSTRIA	816 690	203 725	90 423	GUADELOUPE	298	93	38
PORTUGAL	24 460	3 776	1 642	JAMAICA	4 316	1 207	538
SPAIN	35 704	9 809	4 423	PARAGUAY	657	292	131
				TRINIDAD TOB	3 378	1 227	551

6 IMPORTS AND EXPORTS (SPECIAL TRADE) BY GROUPS OF THE SITC-REV. II AND BY COUNTRIES OF PRODUCTION AND CONSUMPTION 1981

GROUP COUNTRY	DT = 100 KG	1 000 DM	1 000 \$	GROUP COUNTRY	DT = 100 KG	1 000 DM	1 000 \$
NETH ANTILL	113	68	32	ALGERIA	16 512	5 529	2 370
COLOMBIA	39 258	10 289	4 507	TUNISIA	814	809	357
VENEZUELA	60 912	16 514	7 282	LIBYA	6 337	1 613	700
GUYANA	1 256	312	134	EGYPT	2 685	1 155	509
SURINAM	5 284	1 442	641	SUDAN	161	149	64
ECUADOR	81 141	19 339	8 612	UPPER VOLTA	121	86	38
PERU	54 418	14 729	6 507	IVORY COAST	1 056	573	258
BRAZIL	118 652	30 993	14 101	NIGERIA	7 558	5 605	2 470
CHILE	84 247	23 214	10 137	CAMEROON	257	117	53
BOLIVIA	31 937	6 953	3 060	CENT AFR REP	237	125	54
PARAGUAY	18 641	4 775	2 074	ZAIRE	368	311	139
URUGUAY	46 293	10 221	4 577	ANGOLA	309	235	106
ARGENTINA	164 282	43 517	19 363	ETHIOPIA	538	251	113
CYPRUS	18 943	4 704	2 074	SOMALIA	150	68	30
LEBANON	32 488	6 919	3 107	KENYA	501	367	158
SYRIA	96 391	19 406	8 676	TANZANIA	1 396	763	350
IRAQ	177 224	55 177	24 367	MADAGASCAR	1 050	1 113	474
IRAN	333 186	76 100	32 922	ZAMBIA	311	301	137
ISRAEL	99 361	27 565	12 260	ZIMBABWE	1 947	1 023	449
JORDAN	37 768	9 171	4 073	REP S AFRICA	9 521	6 895	3 076
SAUDI ARABIA	165 307	47 080	21 019	USA	34 067	40 059	17 651
KUWAIT	30 751	10 163	4 536	CANADA	6 001	4 838	2 188
BAHRAIN	5 507	1 553	701	MEXICO	6 984	4 619	2 033
QATAR	1 110	479	213	GUATEMALA	760	538	234
ARAB EMIRAT	37 926	9 842	4 458	EL SALVADOR	197	145	62
OMAN	3 622	1 194	515	COSTA RICA	192	142	62
NORTH YEMEN	11 575	2 440	1 079	PANAMA	188	93	42
SOUTH YEMEN	490	254	115	CUBA	715	586	239
AFGHANISTAN	1 301	574	256	REP HAITI	80	76	36
PAKISTAN	39 246	9 466	4 256	DOMINIC REP	1 021	764	340
INDIA	29 809	8 220	3 668	JAMAICA	652	405	182
BANGLADESH	18 541	4 507	1 995	COLOMBIA	2 014	2 167	963
SRI LANKA	20 928	4 305	1 929	VENEZUELA	4 118	4 090	1 782
NEPAL	7 091	1 867	806	ECUADOR	514	534	239
BURMA	5 241	1 487	655	PERU	3 004	2 131	943
THAILAND	72 378	17 201	7 626	BRAZIL	7 294	10 582	4 656
INDONESIA	85 004	21 266	9 339	CHILE	3 928	7 963	3 494
MALAYSIA	52 370	11 824	5 303	BOLIVIA	156	168	74
SINGAPORE	88 935	24 453	10 792	PARAGUAY	99	176	78
PHILIPPINES	47 356	10 292	4 580	URUGUAY	1 179	724	313
MONGOL P REP	1 004	285	132	ARGENTINA	21 310	12 049	5 344
P REP CHINA	350 182	71 577	32 540	CYPRUS	827	331	146
NORTH KOREA	6 705	1 296	567	LEBANON	1 577	803	358
SOUTH KOREA	52 562	16 224	7 074	SYRIA	6 899	2 147	986
JAPAN	67 193	37 647	16 585	IRAQ	2 313	1 790	799
TAIWAN	40 541	11 824	5 218	IRAN	16 037	13 985	6 183
HONG KONG	119 520	31 276	13 654	ISRAEL	2 676	2 634	1 186
AUSTRALIA	79 007	41 809	18 426	JORDAN	1 013	508	225
NEW ZEALAND	54 762	14 758	6 417	SAUDI ARABIA	13 414	4 738	2 063
FR POLYNESIA	205	157	70	KUWAIT	982	514	233
				ARAB EMIRAT	1 389	991	424
				OMAN	52	72	30
				NORTH YEMEN	98	280	126
				PAKISTAN	2 261	1 422	623
				INDIA	2 204	939	412
				BANGLADESH	200	137	58
				BURMA	2 114	452	205
				THAILAND	2 487	1 326	580
				INDONESIA	2 480	1 363	591
				MALAYSIA	5 602	1 855	848
				SINGAPORE	3 227	1 429	625
				PHILIPPINES	1 172	743	324
				P REP CHINA	1 250	781	340
				SOUTH KOREA	1 344	902	400
				JAPAN	14 502	20 270	8 983
				TAIWAN	13 704	10 521	4 774
				HONG KONG	10 280	6 636	2 854
				AUSTRALIA	4 041	3 804	1 672
				NEW ZEALAND	1 070	1 070	471
584 CELLULOSE DERIVATIVES ETC				585 PLASTIC MATERIALS NES			
IMPORTS	462 791	265 721	118 102	IMPORTS	570 909	174 664	77 260
FRANCE	151 377	73 991	33 125	FRANCE	135 917	33 628	14 816
BELGIUM LUX	83 165	57 110	25 394	BELGIUM LUX	84 084	21 077	9 321
NETHERLANDS	31 603	22 122	9 807	NETHERLANDS	216 905	41 484	18 365
ITALY	63 637	28 629	12 642	ITALY	58 348	11 210	4 950
UNTD KINGDOM	29 444	16 064	7 177	UNTD KINGDOM	7 270	8 889	3 970
IRISH REP	686	503	223	IRISH REP	4 963	4 141	1 848
DENMARK	1 813	1 211	513	DENMARK	197	1 893	865
NORWAY	5 288	2 561	1 146	GREECE	4 350	1 276	566
SWEDEN	19 927	8 452	3 708	NORWAY	5 562	6 587	2 914
FINLAND	17 529	5 734	2 552	SWEDEN	7 757	8 084	3 607
SWITZERLAND	8 201	8 283	3 686	SWITZERLAND	11 366	2 904	1 287
AUSTRIA	1 089	690	302	AUSTRIA	3 904	1 679	747
SPAIN	1 441	444	198	PORTUGAL	9 408	505	223
YUGOSLAVIA	225	186	82	SPAIN	2 451	1 083	491
USSR	1 735	351	167	USA	10 830	7 807	3 435
POLAND	6 662	1 490	659	CANADA	55	98	44
CZECHOSLOVA	4 721	1 115	492	MEXICO		149	75
HUNGARY	1 726	361	159	BRAZIL	18	8 629	3 781
USA	30 907	34 229	15 103	URUGUAY	1	900	406
JAPAN	1 339	2 109	933	ARGENTINA	75	1 524	676
EXPORTS	1 019 296	675 234	299 550	P REP CHINA	3 004	7 404	3 247
FRANCE	102 001	73 135	32 593	JAPAN	2 801	3 570	1 564
BELGIUM LUX	64 325	32 562	14 459	EXPORTS	347 512	163 771	72 598
NETHERLANDS	51 337	29 918	13 356	FRANCE	18 425	15 826	7 052
ITALY	112 677	76 260	33 834	BELGIUM LUX	10 165	5 461	2 442
UNTD KINGDOM	41 952	29 427	13 012	NETHERLANDS	14 759	6 132	2 712
IRISH REP	3 595	2 318	1 013	ITALY	41 666	11 921	5 281
DENMARK	17 905	12 341	5 481	UNTD KINGDOM	14 016	15 001	6 658
GREECE	15 351	11 936	5 301				
NORWAY	3 944	2 902	1 266				
SWEDEN	12 375	11 014	4 901				
FINLAND	7 466	7 923	3 493				
SWITZERLAND	54 496	34 290	15 256				
AUSTRIA	46 707	38 425	17 091				
PORTUGAL	7 939	5 141	2 294				
SPAIN	34 146	19 830	8 837				
MALTA	747	1 318	583				
YUGOSLAVIA	17 119	19 900	8 804				
TURKEY	8 103	4 299	1 896				
USSR	114 849	29 757	13 338				
POLAND	3 844	2 603	1 170				
CZECHOSLOVA	7 169	6 288	2 811				
HUNGARY	8 592	8 243	3 660				
ROMANIA	2 977	2 070	910				
BULGARIA	14 493	8 875	3 932				
CANARY IS	65	88	40				
MOROCCO	2 464	1 230	547				

6 IMPORTS AND EXPORTS (SPECIAL TRADE) BY GROUPS OF THE SITC-REV. II AND BY COUNTRIES OF PRODUCTION AND CONSUMPTION 1981

GROUP COUNTRY	DT = 100 KG	1 000 DM	1 000 \$	GROUP COUNTRY	DT = 100 KG	1 000 DM	1 000 \$
IRISH REP	204	184	81	USSR	28 144	23 842	11 174
DENMARK	7 562	4 332	1 927	POLAND	19 446	24 082	10 914
GREECE	2 368	1 141	507	CZECHOSLOVAKIA	6 856	10 042	4 757
NORWAY	4 047	694	307	HUNGARY	12 743	13 886	6 592
SWEDEN	37 664	5 215	2 300	ROMANIA	13 452	20 698	9 564
FINLAND	31 185	4 635	2 060	BULGARIA	11 009	16 502	7 467
SWITZERLAND	10 721	4 835	2 160	ALBANIA	290	237	109
AUSTRIA	4 985	3 312	1 470	CANARY IS	153	95	39
PORTUGAL	793	410	183	MOROCCO	9 396	6 161	2 774
SPAIN	13 378	8 569	3 837	ALGERIA	881	1 152	521
YUGOSLAVIA	2 196	3 481	1 551	TUNISIA	2 930	3 727	1 637
TURKEY	122	682	313	LIBYA	7 981	8 500	3 730
USSR	17 807	5 647	2 498	EGYPT	14 389	10 572	4 673
POLAND	2 270	1 361	611	SUDAN	465	711	310
HUNGARY	1 860	945	413	MALI	36	67	30
ROMANIA	365	137	63	UPPER VOLTA	1 084	1 537	655
BULGARIA	948	834	360	NIGER	141	261	120
ALGERIA	105	73	32	CAPE VERDE	100	97	42
EGYPT	1 485	636	269	SENEGAL	312	302	130
SUDAN	273	332	145	GAZANIA	204	231	96
SENEGAL	68	66	38	REP GUINEA	115	154	69
NIGERIA	1 862	1 015	443	SIERRA LEONE	186	264	120
CABON	1 490	1 188	512	LIBERIA	1 097	318	139
ZAIRE	327	546	242	IVORY COAST	3 045	4 778	2 074
MALAWI	140	80	33	GHANA	410	342	151
REP S AFRICA	6 848	3 776	1 684	TOGO	88	73	33
USA	34 401	32 551	14 361	NIGERIA	18 034	13 935	6 048
CANADA	7 877	2 943	1 312	CAMEROON	3 175	3 580	1 670
MEXICO	458	384	167	GABON	1 355	689	313
COSTA RICA	186	80	37	CONGO	120	100	43
COLOMBIA	119	218	93	ZAIRE	1 041	1 989	851
VENEZUELA	87	689	289	ANGOLA	1 956	1 165	537
PERU	237	497	220	ETHIOPIA	6 137	6 264	2 912
BRAZIL	1 428	1 257	562	JIBUTI	148	190	83
CHILE	244	146	65	KENYA	15 828	7 788	3 419
URUGUAY	159	174	73	UGANDA	1 404	1 360	550
ARGENTINA	1 823	2 979	1 328	TANZANIA	4 765	1 319	640
SYRIA	428	186	83	MOZAMBIQUE	4 001	3 228	1 438
IRAQ	364	208	84	MADAGASCAR	666	121	54
IRAN	4 081	941	408	REUNION	2 654	967	420
ISRAEL	797	251	108	MAURITIUS	1 317	864	384
SAUDI ARABIA	342	444	186	ZAMBIA	230	320	137
KUWAIT	87	90	40	ZIMBABWE	2 982	1 906	827
PAKISTAN	1 184	604	278	REP S AFRICA	21 424	25 983	11 394
INDIA	83	394	177	USA	29 993	33 416	14 860
BURMA	167	153	65	CANADA	4 689	3 449	1 559
THAILAND	314	178	77	MEXICO	4 802	15 396	6 883
INDONESIA	1 527	669	297	GUATEMALA	19 578	15 198	6 498
MALAYSIA	65	78	35	REP HONDURAS	1 788	881	419
PHILIPPINES	688	231	102	EL SALVADOR	7 413	4 668	2 023
SOUTH KOREA	1 570	425	193	NICARAGUA	3 763	3 958	1 726
JAPAN	33 252	3 371	1 496	COSTA RICA	5 454	3 365	1 547
TAIWAN	1 396	291	131	PANAMA	3 726	1 970	902
HONG KONG	1 191	317	141	CUBA	56 008	33 575	15 199
AUSTRALIA	1 220	3 646	1 610	DOMINIC REP	2 871	2 558	1 099
591 PESTICIDES, DISINFECTANTS				MARTINIQUE	105	72	30
IMPORTS	444 042	416 333	188 028	JAMAICA	337	295	126
FRANCE	171 014	148 490	67 190	BARBADOS	421	413	185
BELGIUM LUX	19 361	23 039	10 713	TRINIDAD TOB	1 510	1 803	819
NETHERLANDS	46 552	20 955	9 424	GRENADA	126	208	88
ITALY	11 081	8 958	3 993	NETH ANTILL	86	147	66
UNITED KINGDOM	58 359	60 851	27 480	COLOMBIA	10 283	6 768	2 992
IRISH REP	4 735	6 154	2 680	VENEZUELA	15 028	9 628	4 294
DENMARK	17 146	7 377	3 419	GUYANA	263	269	123
SWEDEN	2 149	208	91	SURINAM	1 636	1 016	429
FINLAND	2 690	1 455	644	ECUADOR	10 853	11 109	4 760
SWITZERLAND	67 329	75 849	34 325	PERU	7 989	7 974	3 548
AUSTRIA	4 898	3 048	1 358	BRAZIL	7 182	5 316	2 318
SPAIN	127	261	113	CHILE	7 725	8 849	3 814
YUGOSLAVIA	3 781	2 617	1 235	BOLIVIA	3 034	1 544	666
TURKEY	779	1 489	661	PARAGUAY	1 195	1 808	780
HUNGARY	131	330	151	URUGUAY	4 679	3 321	1 433
USA	26 683	39 624	17 565	ARGENTINA	8 701	7 250	3 191
CANADA	656	369	160	CYPRUS	1 071	964	433
ISRAEL	4 276	1 824	843	LEBANON	3 571	3 983	1 771
INDIA	95	147	64	SYRIA	2 493	2 046	922
P REP CHINA	90	173	77	IRAQ	3 435	4 119	1 799
SOUTH KOREA	97	124	58	IRAN	53 769	67 190	29 652
JAPAN	3 387	12 789	5 695	ISRAEL	3 514	4 925	2 216
EXPORTS	1 809 043	1 697 100	763 852	JORDAN	3 274	1 462	629
FRANCE	475 558	506 881	228 835	SAUDI ARABIA	3 101	10 538	4 631
BELGIUM LUX	60 336	52 117	23 746	KUWAIT	543	532	243
NETHERLANDS	129 613	81 632	37 144	BAHRAIN	213	172	75
ITALY	134 917	93 272	42 888	QATAR	242	461	193
UNITED KINGDOM	79 978	98 757	44 097	ARAB EMIRAT	3 724	3 495	1 562
IRISH REP	9 659	10 840	4 963	OMAN	977	392	168
DENMARK	28 583	37 372	17 114	NORTH YEMEN	2 529	2 081	941
GREECE	29 484	29 052	13 206	AFGHANISTAN	124	86	39
ICELAND	5 064	1 649	770	PAKISTAN	7 110	8 257	3 649
NORWAY	5 481	4 717	2 147	INDIA	1 024	689	303
SWEDEN	23 897	24 933	11 390	BANGLADESH	1 346	1 684	735
FINLAND	15 878	10 817	5 010	SRI LANKA	4 824	2 209	965
SWITZERLAND	37 874	31 061	13 990	BURMA	459	513	224
AUSTRIA	40 552	26 772	12 141	THAILAND	16 961	11 828	5 256
PORTUGAL	21 541	15 328	7 061	VIETNAM	524	1 352	568
SPAIN	36 222	31 178	13 955	KAMPUCHEA	462	342	152
MALTA	79	89	38	INDONESIA	20 625	14 622	6 374
YUGOSLAVIA	13 141	18 204	8 108	MALAYSIA	8 234	6 322	2 786
TURKEY	4 967	5 884	2 582	SINGAPORE	2 071	1 473	643
				PHILIPPINES	3 637	2 550	1 114
				P REP CHINA	63	205	92
				NORTH KOREA	2 046	2 085	966
				SOUTH KOREA	4 676	2 805	1 290
				JAPAN	24 822	24 384	10 967

## 6 IMPORTS AND EXPORTS (SPECIAL TRADE) BY GROUPS OF THE SITC-REV. II AND BY COUNTRIES OF PRODUCTION AND CONSUMPTION 1981

GROUP COUNTRY	DT = 100 KG	1 000 DM	1 000 \$	GROUP COUNTRY	DT = 100 KG	1 000 DM	1 000 \$
TAIWAN	9 973	6 273	2 789	BOLIVIA	640	272	122
HONG KONG	3 102	1 169	507	ARGENTINA	1 258	1 136	496
AUSTRALIA	5 365	6 842	3 005	CYPRUS	15 063	1 892	839
NEW ZEALAND	6 367	10 520	4 622	LEBANON	3 271	911	398
NEW CALEDON	259	302	129	SYRIA	1 191	845	374
FIJI	108	105	47	IRAQ	6 287	2 116	934
FR POLYNESIA	442	472	209	IRAN	25 262	15 263	6 667
592 STARCH, INULIN, GLUTEN, ETC				ISRAEL	8 069	1 794	798
IMPORTS	1 818 185	343 118	152 263	JORDAN	6 035	1 344	593
FRANCE	723 150	111 245	49 341	SAUDI ARABIA	19 631	8 779	3 845
BELGIUM LUX	153 756	45 686	20 312	KUWAIT	4 172	2 570	1 138
NETHERLANDS	731 458	90 530	40 083	BAHRAIN	1 603	286	126
ITALY	41 766	6 566	2 935	QATAR	912	293	128
UNTD KINGDOM	9 907	7 793	3 464	ARAB EMIRAT	2 369	1 487	664
IRISH REP	2 322	6 641	2 949	NORTH YEMEN	7 174	652	291
DENMARK	11 938	4 722	2 128	SOUTH YEMEN	1 513	319	142
SWEDEN	11 319	6 285	2 770	AFGHANISTAN	703	109	49
FINLAND	709	82	33	PAKISTAN	3 198	897	399
SWITZERLAND	14 128	9 102	4 073	INDIA	392	514	227
AUSTRIA	11 149	1 926	835	BANGLADESH	1 154	535	240
YUGOSLAVIA	277	280	125	SRI LANKA	193	133	59
USSR	4 756	3 114	1 425	BURMA	2 534	531	252
POLAND	22 464	10 470	4 718	THAILAND	9 444	2 163	949
CZECHOSLOVA	1 118	518	217	INDONESIA	17 809	4 113	1 828
HUNGARY	1 053	84	38	MALAYSIA	17 458	1 399	638
BULGARIA	3 889	1 718	731	SINGAPORE	12 915	1 691	746
USA	22 934	20 545	9 099	PHILIPPINES	1 842	1 287	563
CANADA	1 255	1 091	444	P REP CHINA	7 263	2 774	1 215
COLOMBIA	1 080	739	321	SOUTH KOREA	5 934	3 975	1 713
BRAZIL	1 464	671	287	JAPAN	17 846	11 281	4 941
ARGENTINA	2 251	992	416	TAIWAN	2 443	715	317
THAILAND	18 211	1 228	555	HONG KONG	5 757	3 167	1 407
P REP CHINA	9 296	2 590	1 172	AUSTRALIA	1 394	1 135	504
JAPAN	1 625	1 828	817	NEW ZEALAND	138	129	56
NEW ZEALAND	11 493	6 289	2 813	598 MISC CHEMICAL PRODS NES			
EXPORTS	1 941 848	530 502	234 772	IMPORTS	8 780 980	1 632 094	724 155
FRANCE	236 922	69 111	30 765	FRANCE	2 071 403	301 262	134 164
BELGIUM LUX	107 935	43 125	19 050	BELGIUM LUX	1 241 946	174 943	77 498
NETHERLANDS	207 388	51 430	22 799	NETHERLANDS	2 439 337	310 408	137 490
ITALY	191 733	50 550	22 501	ITALY	175 412	59 219	26 270
UNTD KINGDOM	127 121	30 068	13 340	UNTD KINGDOM	401 221	133 265	59 157
IRISH REP	4 492	1 568	699	IRISH REP	4 382	13 159	5 826
DENMARK	124 412	22 527	9 974	DENMARK	188 004	34 882	15 524
GREECE	12 750	7 351	3 274	GREECE	24 399	10 632	4 734
ICELAND	879	361	158	ICELAND	54 807	3 931	1 746
NORWAY	16 028	5 815	2 588	NORWAY	76 914	10 484	4 663
SWEDEN	122 030	16 073	7 149	SWEDEN	296 626	47 299	20 968
FINLAND	62 401	7 526	3 333	FINLAND	92 131	12 097	5 339
SWITZERLAND	164 147	28 491	12 524	SWITZERLAND	205 699	79 782	35 424
AUSTRIA	77 003	19 728	8 771	AUSTRIA	167 643	23 271	10 302
PORTUGAL	8 285	3 319	1 471	PORTUGAL	213 794	47 171	20 850
SPAIN	11 847	7 886	3 504	SPAIN	72 417	11 201	4 964
MALTA	663	432	194	YUGOSLAVIA	16 799	1 969	870
YUGOSLAVIA	33 342	12 630	5 599	TURKEY	75	88	43
TURKEY	748	714	320	USSR	9 302	646	294
USSR	32 629	11 003	4 869	POLAND	33 465	3 017	1 334
POLAND	19 129	3 258	1 442	CZECHOSLOVA	47 112	4 181	1 872
CZECHOSLOVA	8 223	2 781	1 213	HUNGARY	17 288	2 157	961
HUNGARY	39 637	6 805	2 996	ROMANIA	6 786	1 128	502
ROMANIA	9 442	2 269	987	BULGARIA	4 706	662	285
BULGARIA	2 437	1 034	466	LIBERIA	170	106	43
ALBANIA	543	327	138	REP S AFRICA	30 412	2 428	1 072
MOROCCO	1 135	657	295	USA	587 660	256 233	113 536
ALGERIA	4 304	1 848	824	CANADA	7 964	4 276	1 879
TUNISIA	1 764	622	273	REP HONDURAS	36 008	7 991	3 535
LIBYA	3 675	2 042	883	NICARAGUA	1 458	298	122
EGYPT	3 419	1 435	624	BAHAMAS	192	140	62
SUDAN	3 674	797	347	PERU	1 999	463	220
SENEGAL	262	99	43	BRAZIL	52 801	13 451	5 975
LIBERIA	490	215	91	ISRAEL	1 448	387	178
IVORY COAST	180	194	89	INDIA	2 789	806	349
GHANA	1 664	642	279	THAILAND	1	100	45
NIGERIA	13 456	3 556	1 573	MALAYSIA	16	1 625	718
CAMEROON	2 270	665	291	SINGAPORE	176	175	81
ZAIRE	1 188	599	266	P REP CHINA	179 636	34 337	15 333
RWANDA	123	113	50	SOUTH KOREA	290	237	102
ANGOLA	1 669	1 431	610	JAPAN	9 316	20 082	8 901
ETHIOPIA	3 877	519	221	TAIWAN	5 001	718	317
KENYA	3 750	1 083	470	HONG KONG	328	629	280
TANZANIA	2 011	236	104	AUSTRALIA	558	373	162
REUNION	157	91	37	NEW ZEALAND	25	140	65
MAURITIUS	215	162	75	EXPORTS	18 827 215	4 132 317	1 835 034
ZAMBIA	1 146	221	97	FRANCE	3 134 226	501 293	223 216
REP S AFRICA	3 946	2 423	1 062	BELGIUM LUX	2 613 025	303 794	134 967
USA	35 902	16 551	7 304	NETHERLANDS	2 531 391	285 419	127 050
CANADA	2 059	2 183	963	ITALY	1 582 566	424 036	189 133
MEXICO	2 034	853	377	UNTD KINGDOM	1 075 557	259 804	115 355
GUATEMALA	106	97	46	IRISH REP	61 905	13 763	6 088
COSTA RICA	168	136	59	DENMARK	476 489	77 814	34 451
CUBA	409	147	67	GREECE	137 146	42 034	18 606
DOMINIC REP	651	306	133	ICELAND	4 059	1 160	497
JAMAICA	897	228	100	NORWAY	167 917	47 160	21 039
COLOMBIA	859	626	274	SWEDEN	521 015	144 709	64 583
VENEZUELA	3 667	2 494	1 096	FINLAND	228 618	57 865	25 692
SURINAM	307	134	59	SWITZERLAND	1 375 873	199 681	88 629
ECUADOR	729	581	252	AUSTRIA	1 057 381	203 549	90 424
PERU	986	723	305	PORTUGAL	87 574	32 569	14 526
BRAZIL	575	931	414	SPAIN	283 782	97 111	43 213
CHILE	812	1 102	474	MALTA	1 745	915	411

## 6 IMPORTS AND EXPORTS (SPECIAL TRADE) BY GROUPS OF THE SITC-REV. II AND BY COUNTRIES OF PRODUCTION AND CONSUMPTION 1981

GROUP COUNTRY	DT = 100 KG	1 000 DM	1 000 \$	GROUP COUNTRY	DT = 100 KG	1 000 DM	1 000 \$
YUGOSLAVIA	335 775	120 070	53 248	TAIWAN	43 178	21 290	9 387
TURKEY	51 418	16 302	7 252	HONG KONG	53 162	22 345	9 774
USSR	154 420	69 751	30 999	AUSTRALIA	63 015	32 199	14 137
POLAND	107 562	34 231	15 297	NEW ZEALAND	20 707	7 020	3 083
CZECHOSLOVAKIA	92 198	41 713	18 462	FR POLYNESIA	99	77	35
HUNGARY	201 525	55 533	24 562	602 INDUSTRIAL PLANT, CHAP 68			
ROMANIA	99 746	38 112	17 103	EXPORTS	18 561	2 255	980
BULGARIA	71 982	26 050	11 441	NETHERLANDS	6 822	644	280
ALBANIA	4 655	3 692	1 659	LIBYA	4 363	1 177	505
CANARY IS	1 663	809	357	SAUDI ARABIA	7 294	430	193
MOROCCO	27 573	6 172	2 773	603 INDUSTRIAL PLANT, CHAP 69			
ALGERIA	75 669	19 180	8 484	EXPORTS	117 932	12 008	5 241
TUNISIA	22 410	4 143	1 798	NETHERLANDS	106 769	9 502	4 203
LIBYA	24 714	6 479	2 863	LIBYA	326	74	34
EGYPT	70 170	19 472	8 504	SAUDI ARABIA	10 786	2 385	982
SUDAN	2 583	1 238	525	604 INDUSTRIAL PLANT, CHAP 70			
MAURITANIA	1 574	311	129	EXPORTS	360	1 200	532
MALI	219	393	176	SPAIN	201	86	37
UPPER VOLTA	653	215	97	LIBYA	156	1 090	484
NIGER	1 450	1 163	520	605 INDUSTRIAL PLANT, CHAP 73			
CHAD	182	186	80	EXPORTS	957 832	722 186	318 894
SENEGAL	6 948	2 277	1 014	NETHERLANDS	7 833	3 368	1 493
SIERRA LEONE	681	148	61	GREECE	1 009	509	223
LIBERIA	736	235	107	NORWAY	2 327	1 310	531
IVORY COAST	16 148	4 440	1 998	SWEDEN	1 091	552	263
GHANA	2 129	745	328	AUSTRIA	75	94	41
TOGO	480	351	157	SPAIN	221	143	64
BENIN	1 173	578	249	YUGOSLAVIA	6 214	9 826	4 366
NIGERIA	58 978	25 566	11 336	USSR	21 420	32 773	14 291
CAMEROON	4 944	2 308	1 027	POLAND	1 762	975	455
GABON	2 381	175	78	CZECHOSLOVAKIA	286	1 086	469
CONGO	3 737	955	426	BULGARIA	226	100	42
ZAIRE	12 264	2 996	1 343	ALGERIA	2 279	3 463	1 605
ANGOLA	2 378	2 042	892	LIBYA	11 742	14 918	6 317
ETHIOPIA	4 673	1 621	687	EGYPT	7 706	4 793	2 177
SOMALIA	1 411	183	80	SUDAN	124	222	97
KENYA	13 576	4 419	1 928	NIGERIA	63 492	28 694	12 610
TANZANIA	5 541	1 568	708	ZAIRE	1 017	381	175
MOZAMBIQUE	1 797	596	265	MADAGASCAR	4 321	3 653	1 697
MADAGASCAR	7 687	2 269	994	USA	4 430	8 922	3 850
REUNION	184	70	30	MEXICO	12 709	6 092	2 734
MAURITIUS	1 401	378	172	GUATEMALA	49 003	6 453	2 951
ZAMBIA	4 055	1 472	686	COLOMBIA	394	1 353	631
ZIMBABWE	8 706	2 101	922	VENEZUELA	594	1 009	436
MALAWI	634	268	120	BRAZIL	22	96	39
REP S AFRICA	208 605	80 088	35 512	CHILE	3 096	3 948	1 624
BOTSWANA	189	190	83	BOLIVIA	19 551	29 029	12 865
USA	260 591	230 246	101 716	ARGENTINA	347	853	386
CANADA	42 261	22 257	9 835	IRAQ	83 969	32 536	14 379
MEXICO	38 466	22 129	9 789	IRAN	6 037	4 838	2 043
GUATEMALA	3 184	2 339	1 024	SAUDI ARABIA	159 729	135 654	58 537
REP HONDURAS	1 311	755	331	BURMA	658	402	199
EL SALVADOR	1 855	1 140	508	THAILAND	7 917	7 223	3 155
NICARAGUA	599	573	246	INDONESIA	215 390	178 143	78 785
COSTA RICA	3 209	1 855	833	PHILIPPINES	1 679	756	318
PANAMA	1 112	624	278	P REP CHINA	249 277	190 403	85 697
CUBA	22 092	3 798	1 705	JAPAN	21	212	91
REP HAITI	717	138	66	TAIWAN	3 531	4 404	1 948
BAHAMAS	250	162	68	HONG KONG	143	523	225
DOMINIC REP	1 428	773	337	AUSTRALIA	5 951	2 397	1 049
MARTINIQUE	170	134	59	606 INDUSTRIAL PLANT, CHAP 76			
JAMAICA	593	352	149	EXPORTS	3 631	963	439
TRINIDAD TOB	259	138	59	LIBYA	138	381	187
NETH ANTILL	811	514	228	IRAQ	3 307	555	241
COLOMBIA	17 064	8 488	3 720	607 INDUSTRIAL PLANT, CHAP 82			
VENEZUELA	54 620	21 208	9 351	EXPORTS	36 426	104 461	46 260
ECUADOR	7 075	4 941	2 166	GREECE	117	69	32
PERU	15 969	9 531	4 271	MALTA	39	83	37
BRAZIL	62 529	30 503	13 572	USSR	3 247	6 426	2 729
CHILE	19 065	8 912	3 942	BULGARIA	11	322	142
BOLIVIA	2 063	1 127	501	LIBYA	5 229	16 245	7 160
PARAGUAY	1 855	756	337	NIGERIA	14 166	12 827	5 527
URUGUAY	6 775	3 047	1 345	MEXICO	46	1 694	773
ARGENTINA	54 687	17 172	7 597	COLOMBIA	241	899	392
CYPRUS	3 264	1 159	520	BRAZIL	13	322	140
LEBANON	8 664	3 207	1 418	IRAQ	386	619	275
SYRIA	12 830	5 168	2 279	INDONESIA	5 256	37 697	16 945
IRAQ	71 386	18 027	8 046	P REP CHINA	7 668	27 132	12 050
IRAN	117 787	38 365	16 856	611 LEATHER			
ISRAEL	58 594	19 065	8 499	IMPORTS	270 936	913 819	407 469
JORDAN	6 013	2 757	1 197	FRANCE	22 867	95 268	42 405
SAUDI ARABIA	119 634	27 365	11 928	BELGIUM LUX	10 137	34 250	15 270
KUWAIT	21 782	7 272	3 271	NETHERLANDS	22 028	41 628	18 583
BAHRAIN	1 118	469	207				
QATAR	2 351	1 162	500				
ARAB EMIRAT	13 584	5 049	2 267				
OMAN	1 091	618	267				
NORTH YEMEN	1 082	406	179				
SOUTH YEMEN	302	88	36				
AFGHANISTAN	3 102	536	240				
PAKISTAN	38 276	8 474	3 735				
INDIA	55 795	21 863	9 729				
BANGLADESH	2 791	866	383				
SRI LANKA	2 014	1 143	504				
BURMA	7 894	1 648	726				
THAILAND	22 955	10 381	4 624				
INDONESIA	48 231	15 056	6 660				
MALAYSIA	68 092	9 850	4 395				
SINGAPORE	62 931	13 581	6 017				
PHILIPPINES	21 689	8 539	3 781				
P REP CHINA	16 474	17 829	8 063				
NORTH KOREA	191	181	79				
SOUTH KOREA	47 634	22 454	9 871				
JAPAN	127 238	96 735	42 674				

## 6 IMPORTS AND EXPORTS (SPECIAL TRADE) BY GROUPS OF THE SITC-REV. II AND BY COUNTRIES OF PRODUCTION AND CONSUMPTION 1981

GROUP COUNTRY	DT = 100 KG	1 000 DM	1 000 \$	GROUP COUNTRY	DT = 100 KG	1 000 DM	1 000 \$
ITALY	88 274	375 208	167 428	SINGAPORE	488	455	200
UNITED KINGDOM	6 690	23 324	10 332	PHILIPPINES	59	283	125
IRISH REP	3 724	3 970	1 760	SOUTH KOREA	1 810	1 081	480
DENMARK	1 358	5 355	2 395	JAPAN	20 237	9 234	4 068
NORWAY	1 388	2 955	1 332	TAIWAN	4 259	6 615	2 947
SWEDEN	8 587	22 182	9 902	HONG KONG	2 374	2 787	1 216
FINLAND	808	2 531	1 124	AUSTRALIA	1 849	3 392	1 480
SWITZERLAND	4 060	9 927	4 455	NEW ZEALAND	444	171	75
AUSTRIA	13 436	39 862	17 754				
PORTUGAL	285	479	215	612 LEATHER ETC MANUFACTURES			
SPAIN	3 733	38 639	17 189	IMPORTS	150 808	305 321	135 700
MALTA	25	176	81	FRANCE	6 815	24 464	10 873
YUGOSLAVIA	7 127	13 323	5 931	BELGIUM LUX	2 910	4 594	2 056
POLAND	78	575	260	NETHERLANDS	5 943	10 223	4 566
HUNGARY	1 836	3 560	1 576	ITALY	59 548	72 876	32 506
BULGARIA	205	144	72	UNITED KINGDOM	2 813	6 602	2 971
MOROCCO	90	797	349	IRISH REP	137	917	410
EGYPT	55	141	57	DENMARK	513	1 549	694
SUDAN	113	119	49	GREECE	98	549	230
ETHIOPIA	494	800	351	NORWAY	12	87	41
KENYA	130	126	60	SWEDEN	49	204	90
REP S AFRICA	756	3 166	1 387	FINLAND	71	98	43
USA	4 900	19 897	8 965	SWITZERLAND	1 370	5 172	2 321
COSTA RICA	1 211	1 702	755	AUSTRIA	34 776	39 555	17 604
PANAMA	6	92	42	PORTUGAL	2 199	18 508	8 172
COLOMBIA	1 537	3 873	1 734	SPAIN	4 120	12 579	5 652
PERU	439	2 139	944	MALTA	1 431	11 420	5 112
BRAZIL	7 204	12 787	5 687	YUGOSLAVIA	5 688	27 166	11 920
BOLIVIA	114	962	431	CZECHOSLOVAKIA	1 081	1 322	576
PARAGUAY	272	1 127	506	HUNGARY	906	723	327
URUGUAY	4 661	11 181	5 024	ROMANIA	313	1 402	620
ARGENTINA	25 338	20 735	9 244	MOROCCO	235	1 031	443
ARAB EMIRAT	63	1 855	810	TUNISIA	1 568	12 019	5 309
AFGHANISTAN	26	179	81	USA	859	3 043	1 354
PAKISTAN	1 589	3 901	1 728	CANADA	57	258	116
INDIA	14 524	80 768	35 987	MEXICO	116	269	120
BANGLADESH	209	454	208	COLOMBIA	3 451	5 406	2 389
NEPAL	592	4 547	2 027	PERU	51	236	111
THAILAND	1 518	4 582	2 034	BRAZIL	2 179	8 912	3 929
INDONESIA	2 182	4 079	1 813	URUGUAY	1 239	4 182	1 856
MALAYSIA	47	1 536	665	ARGENTINA	62	195	85
SINGAPORE	22	576	255	PAKISTAN	64	192	84
P. REP CHINA	37	79	34	INDIA	3 771	14 501	6 471
SOUTH KOREA	16	158	65	THAILAND	3 371	3 712	1 623
JAPAN	4 817	15 900	7 133	PHILIPPINES	15	192	85
TAIWAN	553	1 343	595	SOUTH KOREA	1 239	3 201	1 409
HONG KONG	123	150	70	JAPAN	107	344	152
AUSTRALIA	101	130	56	TAIWAN	962	6 342	2 802
NEW ZEALAND	405	340	155	HONG KONG	404	942	429
EXPORTS	274 636	527 352	233 406	EXPORTS	111 411	217 900	97 025
FRANCE	32 416	72 767	32 244	FRANCE	15 177	32 992	14 685
BELGIUM LUX	4 244	16 981	7 545	BELGIUM LUX	3 784	12 634	5 674
NETHERLANDS	26 670	63 608	28 331	NETHERLANDS	11 948	19 616	8 747
ITALY	31 441	33 140	14 700	ITALY	2 711	7 519	3 351
UNITED KINGDOM	7 752	13 653	6 057	UNITED KINGDOM	2 529	4 989	2 228
IRISH REP	804	1 145	511	IRISH REP	1 080	1 459	643
DENMARK	3 550	11 987	5 235	DENMARK	2 334	4 835	2 140
GREECE	5 814	15 341	6 726	GREECE	358	1 025	465
NORWAY	1 820	6 143	2 731	ICELAND	80	328	141
SWEDEN	3 763	8 020	3 546	NORWAY	1 337	3 268	1 465
FINLAND	5 924	3 154	1 392	SWEDEN	1 667	5 177	2 313
SWITZERLAND	15 128	35 202	15 601	FINLAND	2 674	4 225	1 899
AUSTRIA	26 730	66 842	29 719	SWITZERLAND	7 035	19 301	8 612
PORTUGAL	4 316	17 969	7 995	AUSTRIA	25 967	43 332	19 307
SPAIN	4 834	4 166	1 849	PORTUGAL	1 462	2 047	906
MALTA	1 834	9 285	4 135	SPAIN	741	1 555	699
YUGOSLAVIA	8 682	37 008	16 250	MALTA	2 516	3 844	1 709
TURKEY	169	702	305	YUGOSLAVIA	5 372	8 340	3 722
USSR	638	2 076	856	TURKEY	30	419	185
POLAND	1 706	5 346	2 342	USSR	1 944	3 862	1 654
HUNGARY	1 802	6 710	2 972	POLAND	926	974	431
ROMANIA	3 329	9 089	4 015	CZECHOSLOVAKIA	855	832	354
BULGARIA	44	236	97	HUNGARY	1 899	2 228	985
MOROCCO	125	641	293	ROMANIA	3 018	3 140	1 383
ALGERIA	2 223	479	221	BULGARIA	518	778	342
TUNISIA	3 850	9 978	4 445	ALGERIA	168	186	88
EGYPT	2 330	551	241	TUNISIA	801	1 077	482
REP GUINEA	27	206	103	EGYPT	184	231	107
GHANA	324	113	53	REP GUINEA	43	136	66
NIGERIA	124	129	58	NIGERIA	2 476	2 903	1 252
ETHIOPIA	526	139	58	ETHIOPIA	41	209	93
REP S AFRICA	5 017	2 671	1 186	ZIMBABWE	116	132	58
USA	27 645	37 811	16 604	REP S AFRICA	854	2 366	1 052
CANADA	439	1 275	565	USA	1 912	6 394	2 817
MEXICO	106	836	371	CANADA	729	1 540	678
VENEZUELA	28	214	94	MEXICO	18	73	34
SURINAM	82	239	108	REP HAITI	7	71	30
BRAZIL	201	1 172	502	COLOMBIA	29	79	35
URUGUAY	429	173	81	VENEZUELA	30	188	83
ARGENTINA	14	159	75	PERU	20	81	36
CYPRUS	267	138	63	BRAZIL	12	66	30
LEBANON	248	486	214	CHILE	151	1 447	693
SYRIA	498	105	47	BOLIVIA	88	81	39
IRAQ	418	876	363	URUGUAY	277	246	107
IRAN	743	2 239	985	ARGENTINA	481	897	405
ISRAEL	378	756	330	CYPRUS	145	216	97
JORDAN	1 154	232	105	IRAQ	563	1 182	520
AFGHANISTAN	107	88	40	IRAN	10	123	50
PAKISTAN	690	182	81	ISRAEL	343	497	217
THAILAND	419	194	88	SAUDI ARABIA	57	325	141
INDONESIA	373	87	36				
MALAYSIA	664	209	91				

6 IMPORTS AND EXPORTS (SPECIAL TRADE) BY GROUPS OF THE SITC-REV. II AND BY COUNTRIES OF PRODUCTION AND CONSUMPTION 1981

GROUP COUNTRY	DT = 100 KG	1 000 DM	1 000 \$	GROUP COUNTRY	DT = 100 KG	1 000 DM	1 000 \$
KUWAIT	42	84	38	621 MATERIALS OF RUBBER			
ARAB EMIRAT	58	366	163				
PAKISTAN	140	414	186	IMPORTS	913 015	454 654	202 339
INDIA	62	115	52				
INDONESIA	10	89	39	FRANCE	230 720	109 569	48 835
MALAYSIA	19	79	34	BELGIUM LUX	161 553	70 452	31 483
SINGAPORE	88	288	129	NETHERLANDS	81 458	19 262	8 548
P REP CHINA	32	98	43	ITALY	110 720	67 489	30 054
SOUTH KOREA	49	92	41	UNITD KINGDOM	52 227	50 038	22 282
JAPAN	1 215	2 519	1 134	IRISH REP	3 851	3 653	1 615
TAIWAN	381	713	321	DENMARK	3 661	4 163	1 853
HONG KONG	123	516	226	NORWAY	516	443	191
AUSTRALIA	1 187	1 973	872	SWEDEN	14 700	12 339	5 505
NEW ZEALAND	83	199	83	FINLAND	291	292	135
				SWITZERLAND	13 422	10 789	4 792
613 FUR SKINS TANNED, DRESSED				AUSTRIA	149 530	50 177	22 279
IMPORTS	38 273	515 573	228 865	SPAIN	5 579	3 766	1 555
FRANCE	2 404	33 463	14 837	YUGOSLAVIA	13 183	3 772	1 683
BELGIUM LUX	4 341	49 200	21 929	POLAND	12 875	3 015	1 335
NETHERLANDS	1 153	7 916	3 561	CZECHOSLOVA	7 409	1 493	669
ITALY	3 500	24 343	10 736	HUNGARY	2 447	820	393
UNITD KINGDOM	2 651	39 647	17 588	ROMANIA	6 831	1 593	702
DENMARK	313	4 500	1 928	USA	18 655	23 093	10 236
GREECE	2 020	98 115	43 636	CANADA	1 192	249	110
ICELAND	105	365	165	ISRAEL	4 859	2 699	1 235
NORWAY	806	9 472	4 255	SRI LANKA	259	133	58
SWEDEN	430	4 208	1 872	THAILAND	948	261	114
FINLAND	311	5 237	2 263	MALAYSIA	8 587	1 728	738
SWITZERLAND	188	8 087	3 545	SINGAPORE	104	117	50
AUSTRIA	678	7 149	3 145	P REP CHINA	1 205	456	217
SPAIN	8 300	91 913	40 626	JAPAN	3 849	12 089	5 377
MALTA	218	999	439	TAIWAN	142	159	71
YUGOSLAVIA	1 282	4 168	1 855	HONG KONG	42	143	63
USSR	336	10 584	4 795	EXPORTS	1 195 348	676 509	300 438
POLAND	187	3 020	1 349	FRANCE	174 086	99 462	44 321
CZECHOSLOVA	311	11 595	5 167	BELGIUM LUX	288 443	103 570	46 093
HUNGARY	66	2 609	1 158	NETHERLANDS	133 821	70 558	31 298
ROMANIA	148	262	116	ITALY	60 601	42 306	18 332
REP S AFRICA	37	464	204	UNITD KINGDOM	38 862	32 927	14 539
USA	323	12 092	5 419	IRISH REP	9 654	4 101	1 840
CANADA	161	7 379	3 249	DENMARK	22 194	16 910	7 460
GREENLAND	14	333	148	GREECE	9 205	7 455	3 304
PERU	188	1 495	663	ICELAND	2 112	1 271	556
BRAZIL	1 662	5 658	2 471	NORWAY	13 548	9 655	4 281
PARAGUAY	41	1 475	624	SWEDEN	24 401	22 037	9 829
URUGUAY	2 383	8 833	3 874	FINLAND	14 320	8 552	3 767
ARGENTINA	1 053	32 732	14 646	SWITZERLAND	55 950	34 210	15 170
LEBANON	149	477	203	AUSTRIA	114 769	53 625	23 894
ISRAEL	95	3 697	1 695	PORTUGAL	5 897	4 016	1 778
AFGHANISTAN	3	72	31	SPAIN	9 612	10 887	4 826
PAKISTAN	7	75	33	MALTA	187	185	84
INDIA	7	82	38	YUGOSLAVIA	13 990	12 297	5 462
P REP CHINA	1 537	19 724	8 773	TURKEY	1 957	1 900	864
NORTH KOREA	8	120	55	USSR	7 291	7 336	3 237
SOUTH KOREA	3	90	40	POLAND	4 185	1 982	874
JAPAN	26	267	122	CZECHOSLOVA	2 396	1 795	799
HONG KONG	254	1 600	707	HUNGARY	5 562	5 882	2 569
AUSTRALIA	170	322	149	ROMANIA	4 971	3 959	1 756
NEW ZEALAND	383	1 566	679	BULGARIA	710	1 323	598
EXPORTS	37 358	853 864	377 938	MOROCCO	1 531	1 931	878
FRANCE	846	15 957	7 157	ALGERIA	6 014	5 786	2 664
BELGIUM LUX	4 399	8 851	3 982	TUNISIA	453	549	251
NETHERLANDS	641	12 782	5 857	LIEYA	1 012	1 074	475
ITALY	1 837	60 758	27 297	EGYPT	1 640	1 866	848
UNITD KINGDOM	1 109	50 221	21 830	SUDAN	301	320	139
DENMARK	267	7 130	3 107	LIBERIA	537	594	259
GREECE	18 431	504 636	222 996	IVORY COAST	40	80	36
NORWAY	78	4 675	2 039	GHANA	153	161	70
SWEDEN	436	6 379	2 929	NIGERIA	2 218	2 379	1 050
FINLAND	18	911	420	CAMEROON	43	80	36
SWITZERLAND	971	27 212	12 093	ZAIRE	60	81	35
AUSTRIA	893	21 192	9 395	ANGOLA	1 276	460	192
PORTUGAL	53	432	193	ETHIOPIA	3 695	1 062	455
SPAIN	694	18 716	8 363	KENYA	675	417	183
MALTA	220	6 767	3 015	UGANDA	75	94	46
YUGOSLAVIA	589	5 295	2 283	TANZANIA	406	184	83
TURKEY	21	1 606	704	MADAGASCAR	8	97	40
POLAND	173	1 514	679	MAURITIUS	445	141	62
CZECHOSLOVA	231	9 363	4 199	ZIMBABWE	381	264	113
HUNGARY	82	2 017	919	REP S AFRICA	7 449	6 761	2 962
BULGARIA	234	4 942	2 203	USA	57 967	30 754	13 632
TUNISIA	103	4 427	1 937	CANADA	7 476	3 787	1 673
REP S AFRICA	39	1 966	871	MEXICO	799	1 585	712
USA	246	7 749	3 442	GUATEMALA	315	196	85
CANADA	62	1 289	573	PANAMA	365	165	72
BRAZIL	36	70	33	COLOMBIA	479	559	244
URUGUAY	55	1 548	690	VENEZUELA	2 213	1 605	719
ARGENTINA	26	798	364	ECUADOR	591	389	176
ISRAEL	144	4 572	2 052	PERU	936	1 035	455
MALAYSIA	11	84	38	BRAZIL	7 594	3 240	1 416
P REP CHINA	440	1 219	532	CHILE	1 500	1 082	471
SOUTH KOREA	3 553	40 875	15 003	BOLIVIA	235	200	90
JAPAN	96	5 116	2 242	PARAGUAY	45	69	32
TAIWAN	42	2 198	948	URUGUAY	95	92	39
HONG KONG	244	10 032	4 300	ARGENTINA	388	321	140
AUSTRALIA	16	310	141	CYPRUS	873	427	184
				LEBANON	2 802	1 117	491
				SYRIA	4 495	1 647	718
				IRAQ	4 833	5 488	2 457
				IRAN	5 448	3 972	1 734
				ISRAEL	7 001	3 032	1 342
				JORDAN	2 734	2 027	896

## 6 IMPORTS AND EXPORTS (SPECIAL TRADE) BY GROUPS OF THE SITC-REV. II AND BY COUNTRIES OF PRODUCTION AND CONSUMPTION 1981

GROUP COUNTRY	DT = 100 KG	1 000 DM	1 000 \$	GROUP COUNTRY	DT = 100 KG	1 000 DM	1 000 \$
SAUDI ARABIA	6 965	6 455	2 875	CAMEROON	1 448	828	369
KUWAIT	1 391	1 389	608	CENT AFR REP	64	73	33
BAHRAIN	545	407	181	GABON	551	515	236
QATAR	163	145	64	CONGO	197	179	82
ARAB EMIRAT	304	1 267	538	ZAIRE	208	255	110
OMAN	213	211	94	ANGOLA	554	517	226
SOUTH YEMEN	68	106	44	ETHIOPIA	179	264	119
PAKISTAN	532	481	210	SOMALIA	67	93	42
INDIA	326	492	218	KENYA	360	476	235
THAILAND	666	946	421	UGANDA	313	261	127
INDONESIA	3 314	2 747	1 211	TANZANIA	440	417	181
MALAYSIA	890	905	410	MADAGASCAR	105	88	39
SINGAPORE	2 608	1 869	830	REUNION	480	463	202
PHILIPPINES	2 181	1 449	641	MAURITIUS	91	69	31
P REP CHINA	1 009	660	290	ZAMBIA	302	266	119
SOUTH KOREA	279	757	330	REP S AFRICA	5 411	3 967	1 760
JAPAN	3 831	2 544	1 119	USA	200 275	150 663	66 935
TAIWAN	348	698	314	CANADA	13 615	9 139	4 003
HONG KONG	5 126	2 499	1 091	MEXICO	9 983	6 545	3 006
AUSTRALIA	4 944	3 559	1 578	GUATEMALA	160	150	67
NEW ZEALAND	740	318	138	PANAMA	58	74	33
625 RUBBER TYRES, TUBES				DOMINIC REP	2 652	441	195
IMPORTS	3 105 521	2 046 603	909 564	GUADELOUPE	940	903	396
FRANCE	1 014 430	675 674	300 545	MARTINIQUE	1 557	1 519	674
BELGIUM LUX	390 701	266 156	118 031	BARBADOS	216	146	60
NETHERLANDS	313 529	206 028	91 291	COLOMBIA	212	138	61
ITALY	311 014	227 868	101 511	VENEZUELA	793	586	264
UNITED KINGDOM	234 182	175 101	77 661	SURINAM	598	154	63
IRISH REP	17 385	10 567	4 776	ECUADOR	372	315	134
DENMARK	16 631	2 836	1 277	PERU	425	331	148
NORWAY	7 610	5 286	2 357	CHILE	2 379	1 993	885
SWEDEN	35 289	25 670	11 285	PARAGUAY	227	152	65
FINLAND	1 605	929	428	URUGUAY	630	490	221
SWITZERLAND	65 956	14 996	6 625	ARGENTINA	1 869	1 554	693
AUSTRIA	188 620	103 136	45 924	CYPRUS	1 318	765	341
PORTUGAL	484	303	132	LEBANON	8 804	2 202	955
SPAIN	120 304	109 485	49 281	SYRIA	6 653	4 568	1 882
YUGOSLAVIA	43 519	22 216	9 987	IRAQ	9 392	7 397	3 265
USSR	104	81	36	IRAN	2 452	1 860	833
POLAND	12 120	6 684	2 962	ISRAEL	2 008	1 324	596
CZECHOSLOVAKIA	10 775	3 428	1 528	JORDAN	8 938	4 816	2 091
HUNGARY	6 238	2 347	1 042	SAUDI ARABIA	6 380	6 130	2 666
ROMANIA	26 474	8 845	3 922	KUWAIT	5 505	1 433	626
REP S AFRICA	288	175	77	BAHRAIN	386	278	121
USA	30 155	24 109	10 608	QATAR	430	357	155
CANADA	1 893	1 425	621	ARAB EMIRAT	2 588	2 124	912
ARGENTINA	153	109	54	OMAN	325	294	128
ISRAEL	27 261	14 088	6 216	AFGHANISTAN	262	137	57
MALAYSIA	2 170	1 499	653	PAKISTAN	3 189	1 074	485
SINGAPORE	126	386	182	THAILAND	620	799	355
SOUTH KOREA	64 200	39 166	17 501	INDONESIA	231	264	119
JAPAN	147 796	88 584	38 839	MALAYSIA	593	578	253
TAIWAN	12 912	8 184	3 661	SINGAPORE	674	750	322
AUSTRALIA	944	1 023	459	SOUTH KOREA	579	378	170
EXPORTS	2 900 024	1 866 424	829 114	JAPAN	85 626	56 525	24 711
FRANCE	631 606	394 206	175 409	TAIWAN	906	662	304
BELGIUM LUX	344 912	217 545	96 400	HONG KONG	1 034	938	418
NETHERLANDS	221 772	154 952	68 632	AUSTRALIA	21 327	16 140	7 090
ITALY	311 287	163 659	73 335	NEW ZEALAND	822	711	309
UNITED KINGDOM	209 577	148 473	65 679	NEW CALEDON	454	387	170
IRISH REP	11 036	6 978	3 090	FR POLYNESIA	579	342	150
DENMARK	50 246	30 118	13 351	UNITED COUNTR	104	106	47
GREECE	24 699	15 139	6 694	628 RUBBER ARTICLES NES			
ICELAND	3 097	1 036	456	IMPORTS	359 628	510 502	226 694
NORWAY	40 642	28 481	12 584	FRANCE	73 637	103 443	45 958
SWEDEN	106 069	74 651	33 097	BELGIUM LUX	15 035	23 962	10 666
FINLAND	21 524	14 024	6 197	NETHERLANDS	48 421	44 130	19 556
SWITZERLAND	140 308	104 933	46 539	ITALY	39 964	74 405	33 051
AUSTRIA	195 615	86 468	38 520	UNITED KINGDOM	23 016	42 367	18 872
PORTUGAL	10 535	8 485	3 764	IRISH REP	6 878	7 541	3 357
SPAIN	27 333	17 578	7 805	DENMARK	6 206	9 546	4 286
MALTA	1 052	682	300	NORWAY	865	775	345
YUGOSLAVIA	4 711	4 605	1 991	SWEDEN	7 937	13 232	5 851
TURKEY	4 615	3 459	1 566	FINLAND	611	554	243
USSR	1 603	1 623	720	SWITZERLAND	5 279	19 232	8 515
POLAND	3 838	2 569	1 125	AUSTRIA	18 434	20 031	8 945
CZECHOSLOVAKIA	954	776	350	PORTUGAL	642	508	225
HUNGARY	8 813	6 017	2 699	SPAIN	11 151	12 931	5 754
BULGARIA	1 371	993	439	MALTA	472	4 716	2 106
ALBANIA	107	101	44	YUGOSLAVIA	26 509	10 383	4 638
CANARY IS	855	802	354	POLAND	343	210	93
MOROCCO	724	595	270	CZECHOSLOVAKIA	2 572	1 683	746
ALGERIA	19 354	12 992	5 864	HUNGARY	23 729	5 669	2 544
TUNISIA	978	634	278	ROMANIA	1 273	576	253
LIBYA	16 471	15 821	7 690	USA	14 312	62 002	27 374
EGYPT	1 719	1 446	641	CANADA	964	3 330	1 475
SUDAN	1 053	921	422	MEXICO	110	621	284
MAJI	307	167	79	BRAZIL	2 023	7 520	3 312
UPPER VOLTA	202	213	93	ISRAEL	2 614	2 110	945
NIGER	141	143	64	INDIA	1 081	680	302
SENEGAL	781	282	131	SRI LANKA	823	227	103
REP GUINEA	356	94	45	THAILAND	4 101	1 378	598
SIERRA LEONE	374	240	107	MALAYSIA	6 382	2 654	1 182
LIBERIA	980	850	380	SINGAPORE	675	663	293
IVORY COAST	2 181	894	413	P REP CHINA	2 072	821	349
GHANA	6 020	1 721	755	SOUTH KOREA	2 300	4 170	1 855
TOGO	287	293	129	JAPAN	5 267	24 693	10 963
REININ	134	134	58	TAIWAN	3 311	2 825	1 255
NIGERIA	48 381	41 479	18 867	HONG KONG	395	655	284
				AUSTRALIA	23	86	39



## 6 IMPORTS AND EXPORTS (SPECIAL TRADE) BY GROUPS OF THE SITC-REV. II AND BY COUNTRIES OF PRODUCTION AND CONSUMPTION 1981

GROUP COUNTRY	DT = 100 KG	1 000 DM	1 000 \$	GROUP COUNTRY	DT = 100 KG	1 000 DM	1 000 \$
EXPORTS	485 755	823 558	365 097	INDONESIA	1 748	2 919	1 317
FRANCE	51 040	101 849	45 419	MALAYSIA	781	1 832	775
BELGIUM LUX	62 542	71 583	31 711	SINGAPORE	1 635	4 435	1 980
NETHERLANDS	43 369	67 839	30 060	PHILIPPINES	419	968	423
ITALY	22 713	51 585	23 141	P REP CHINA	66	376	165
UNITED KINGDOM	23 130	47 578	21 129	SOUTH KOREA	145	551	246
IRISH REP	2 148	3 020	1 335	JAPAN	1 387	7 056	3 145
DENMARK	3 614	19 267	8 539	TAIWAN	173	586	259
GREECE	3 876	8 339	3 707	HONG KONG	434	1 300	577
ICELAND	200	451	196	AUSTRALIA	2 642	6 003	2 635
NORWAY	4 762	9 549	4 247	PAPUA NEW G	44	141	62
SWEDEN	18 742	35 765	15 921	NEW ZEALAND	527	1 345	594
FINLAND	5 507	11 569	5 153	UNITED COUNTRY	16	413	176
SWITZERLAND	19 513	35 283	15 676	633 CORK MANUFACTURES			
AUSTRIA	26 938	45 601	20 208	IMPORTS	115 217	93 160	41 440
PORTUGAL	1 942	6 011	2 680	FRANCE	3 966	4 254	1 892
SPAIN	13 586	26 004	11 574	NETHERLANDS	2 469	1 321	591
MALTA	50	186	78	ITALY	2 564	1 221	541
YUGOSLAVIA	3 286	9 615	4 248	UNITED KINGDOM	5 065	4 468	1 990
TURKEY	166	667	305	DENMARK	1 222	728	329
USSR	41 965	34 344	14 935	SWEDEN	1 175	812	349
POLAND	6 245	9 617	4 335	SWITZERLAND	529	158	68
CZECHOSLOVAKIA	765	3 947	1 732	PORTUGAL	75 410	66 551	29 665
HUNGARY	7 567	16 414	7 210	SPAIN	4 721	4 893	2 194
ROMANIA	4 828	6 711	2 919	MOROCCO	8 514	1 585	694
BULGARIA	883	1 872	823	TUNISIA	4 417	894	402
CANARY IS	32	158	68	USA	110	225	96
MOROCCO	921	1 377	612	SINGAPORE	157	87	40
ALGERIA	1 815	4 094	1 834	P REP CHINA	104	255	114
TUNISIA	349	637	284	SOUTH KOREA	4 332	5 160	2 236
LIBYA	1 517	3 013	1 330	JAPAN	82	176	79
EGYPT	1 534	2 960	1 312	TAIWAN	184	227	100
SUDAN	187	365	160	EXPORTS	14 733	20 184	8 962
MAURITANIA	540	624	287	FRANCE	1 034	1 594	722
UPPER VOLTA	11	71	30	BELGIUM LUX	1 044	1 202	538
NIGER	61	280	132	NETHERLANDS	1 831	1 717	766
SENEGAL	69	211	97	ITALY	402	1 117	524
SIERRA LEONE	49	72	33	UNITED KINGDOM	721	1 399	621
LIBERIA	3 064	3 349	1 469	DENMARK	1 221	839	372
IVORY COAST	60	245	107	GREECE	107	208	96
GHANA	190	351	155	NORWAY	273	187	88
TOGO	122	155	64	SWEDEN	665	561	242
BENIN	16	65	30	FINLAND	87	202	91
NIGERIA	3 093	5 124	2 272	SWITZERLAND	1 152	1 775	789
CAMEROON	125	502	225	AUSTRIA	2 076	2 069	922
GABON	69	179	77	SPAIN	117	240	106
CONGO	39	129	58	CZECHOSLOVAKIA	348	322	147
ZAIRE	260	721	317	REP S AFRICA	340	1 278	554
RWANDA	24	105	46	USA	735	2 434	1 063
ANGOLA	125	442	192	CANADA	157	579	266
ETHIOPIA	290	671	318	IRAQ	1 010	486	218
KENYA	446	878	382	SAUDI ARABIA	131	69	32
TANZANIA	57	104	45	SRI LANKA	58	68	32
MOZAMBIQUE	119	225	104	THAILAND	458	474	207
REUNION	27	64	30	PHILIPPINES	63	73	30
MAURITIUS	78	110	45	NEW ZEALAND	140	684	300
ZAMBIA	60	138	59	634 VENEERS, PLYWOOD, ETC			
ZIMBABWE	419	816	366	IMPORTS	9 575 001	1 242 352	552 961
REP S AFRICA	7 498	16 591	7 350	FRANCE	1 600 921	187 528	83 614
USA	13 309	36 890	16 341	BELGIUM LUX	1 741 188	114 678	51 299
CANADA	7 275	7 429	3 258	NETHERLANDS	1 711 575	38 132	17 083
MEXICO	9 609	8 183	3 470	ITALY	347 652	122 576	54 647
GUATEMALA	245	554	243	UNITED KINGDOM	17 869	5 607	2 488
PEP HONDURAS	120	281	128	IRISH REP	695	755	323
EL SALVADOR	166	397	175	DENMARK	267 106	26 921	12 036
NICARAGUA	67	124	53	GREECE	8 046	2 530	1 097
COSTA RICA	124	307	139	NORWAY	10 591	706	312
PANAMA	74	182	78	SWEDEN	287 307	17 911	8 040
CUBA	34	292	125	FINLAND	640 312	129 453	57 475
DOMINIC REP	162	309	137	SWITZERLAND	614 815	55 934	24 920
TRINIDAD TOB	47	114	49	AUSTRIA	1 695 575	110 368	49 270
NETH ANTILL	37	126	53	PORTUGAL	10 794	2 795	1 245
COLOMBIA	383	855	385	SPAIN	17 059	3 422	1 525
VENEZUELA	2 231	4 471	1 968	YUGOSLAVIA	22 544	4 140	1 820
SURINAM	45	109	48	TURKEY	808	98	44
ECUADOR	475	827	363	USSR	124 926	5 709	2 530
PERU	888	1 961	881	POLAND	31 608	3 808	1 695
BRAZIL	563	1 728	770	CZECHOSLOVAKIA	71 606	6 062	2 736
CHILE	2 856	3 217	1 417	HUNGARY	20 448	1 254	564
BOLIVIA	214	415	188	ROMANIA	170 685	10 181	4 483
PAPAGUAY	198	345	149	IVORY COAST	91 088	16 992	7 559
URUGUAY	146	482	209	GHANA	20 145	4 598	2 040
ARGENTINA	1 384	3 905	1 759	CAMEROON	2 882	762	345
CYPRUS	151	291	128	CENT AFR REP	3 515	666	303
LEBANON	515	1 082	482	GABON	13 703	3 247	1 445
SYRIA	2 321	2 943	1 332	CONGO	58 448	12 755	5 659
IRAQ	4 896	8 030	3 541	ZAIRE	21 642	5 633	2 502
IRAN	4 093	9 456	4 099	REP S AFRICA	8 474	1 481	699
ISRAEL	1 110	3 210	1 430	USA	627 271	171 704	76 076
JORDAN	4 478	3 519	1 581	CANADA	327 739	55 545	24 713
SAUDI ARABIA	5 172	9 415	4 137	Ecuador	916	624	265
KUWAIT	740	1 582	703	BRAZIL	134 216	37 425	16 753
BAHRAIN	146	255	128	CHILE	452	314	135
QATAR	50	151	69	ISRAEL	955	256	120
ARAB EMIRAT	851	2 057	911	INDIA	1 067	1 607	703
OMAN	26	93	42	INDONESIA	39 101	6 752	2 911
NORTH YEMEN	61	236	102				
AFGHANISTAN	25	75	34				
PAKISTAN	494	681	297				
INDIA	5 725	6 334	2 784				
SRI LANKA	79	181	82				
EUROPE	48	75	33				
THAILAND	1 121	2 189	963				

## 6 IMPORTS AND EXPORTS (SPECIAL TRADE) BY GROUPS OF THE SITC-REV. II AND BY COUNTRIES OF PRODUCTION AND CONSUMPTION 1981

GROUP COUNTRY	DT = 100 KG	1 000 DM	1 000 \$	GROUP COUNTRY	DT = 100 KG	1 000 DM	1 000 \$
MALAYSIA	73 574	11 472	5 074	IVORY COAST	195	102	49
SINGAPORE	37 266	6 806	3 055	KENYA	121	114	50
PHILIPPINES	55 441	9 130	4 041	TANZANIA	88	156	66
SOUTH KOREA	49 254	10 410	4 543	MOZAMBIQUE	4 040	785	334
JAPAN	3 315	1 396	624	REP S AFRICA	6 273	2 265	997
TAIWAN	123 003	31 162	13 684	USA	9 881	6 588	2 940
AUSTRALIA	370	229	104	CANADA	26 361	6 924	3 082
NEW ZEALAND	6 383	566	233	REP HONDURAS	1 105	232	101
EXPORTS	5 614 531	697 342	310 116	ECUADOR	97	167	76
FRANCE	983 616	89 370	39 926	PERU	57	137	60
BELGIUM LUX	481 741	57 585	25 615	BRAZIL	35 661	10 112	4 515
NETHERLANDS	1 209 178	112 079	49 854	ISRAEL	439	648	286
ITALY	911 405	69 371	31 005	INDIA	4 990	3 868	1 711
UNTD KINGDOM	766 437	92 591	41 073	SRI LANKA	146	215	96
IRISH REP	64 938	9 046	4 036	NEPAL	41	173	76
DENMARK	319 716	45 901	20 419	THAILAND	57 408	23 590	10 605
GREECE	13 419	2 796	1 231	INDONESIA	4 718	1 363	595
ICELAND	2 712	979	423	MALAYSIA	22 394	4 238	1 864
NORWAY	20 662	9 702	4 320	SINGAPORE	20 151	6 853	3 069
SWEDEN	80 963	19 210	8 515	PHILIPPINES	7 748	4 334	1 910
FINLAND	10 447	5 892	2 609	P REP CHINA	5 428	3 117	1 384
SWITZERLAND	242 320	51 492	22 861	SOUTH KOREA	946	1 093	488
AUSTRIA	269 374	60 767	26 993	JAPAN	4 195	4 467	1 972
PORTUGAL	2 726	1 316	595	TAIWAN	50 714	41 483	18 359
SPAIN	8 811	3 827	1 712	HONG KONG	1 611	1 696	748
YUGOSLAVIA	25 926	5 838	2 574	NEW ZEALAND	330	457	203
TURKEY	1 718	489	210	EXPORTS	2 023 812	657 209	291 172
USSR	10 989	4 503	2 057	FRANCE	274 935	70 847	31 495
POLAND	741	134	61	BELGIUM LUX	288 529	89 148	39 569
CZECHOSLOVA	23 112	2 879	1 269	NETHERLANDS	335 513	76 832	34 230
HUNGARY	4 619	1 068	471	ITALY	153 140	49 570	21 960
ROMANIA	1 515	1 340	591	UNTD KINGDOM	36 434	15 401	6 831
CANARY IS	486	576	259	IRISH REP	4 413	1 212	531
ALGERIA	14 156	2 167	969	DENMARK	50 888	13 078	5 789
TUNISIA	504	264	119	GREECE	5 151	2 324	1 037
LIBYA	5 490	1 268	544	ICELAND	433	454	198
EGYPT	4 880	2 260	1 009	NORWAY	9 543	3 977	1 777
SUDAN	363	96	42	SWEDEN	15 100	5 936	2 642
NIGERIA	7 928	1 393	615	FINLAND	18 391	6 782	3 008
ZIMBABWE	1 275	810	356	SWITZERLAND	374 735	111 579	49 421
REP S AFRICA	4 272	2 855	1 238	AUSTRIA	147 448	65 078	28 837
USA	8 597	7 521	3 320	PORTUGAL	217	291	127
CANADA	5 090	1 272	566	SPAIN	11 810	4 131	1 852
MEXICO	1 733	1 490	661	MALTA	806	263	117
BARBADOS	1 582	118	52	YUGOSLAVIA	3 829	1 316	582
NETH ANTILL	2 660	286	124	TURKEY	1 967	475	207
VENEZUELA	4 952	1 371	601	USSR	677	376	164
BRAZIL	677	192	81	POLAND	688	278	121
CHILE	681	165	71	CZECHOSLOVA	843	535	230
ARGENTINA	4 814	777	338	HUNGARY	836	592	269
CYPRUS	3 360	1 654	744	ROMANIA	248	243	110
LEBANON	1 396	846	379	BULGARIA	331	302	128
SYRIA	3 016	699	301	CANARY IS	125	122	55
IRAQ	21 447	3 658	1 615	MOROCCO	366	140	61
IRAN	5 756	2 097	925	ALGERIA	31 782	17 855	7 682
ISRAEL	4 468	1 517	662	TUNISIA	743	452	193
JORDAN	1 259	182	80	LIBYA	32 406	11 558	5 119
SAUDI ARABIA	13 709	3 652	1 616	EGYPT	1 584	464	205
KUWAIT	3 642	702	309	SUDAN	403	174	77
BAHRAIN	528	98	44	IVORY COAST	38	74	32
ARAB EMIRAT	489	228	101	NIGERIA	26 147	9 012	3 987
PAKISTAN	624	195	88	ZAIRE	146	180	78
INDIA	337	179	80	SOMALIA	4 946	2 650	1 215
THAILAND	2 354	362	161	TANZANIA	42	77	34
INDONESIA	290	193	85	ZIMBABWE	45	74	31
MALAYSIA	385	197	92	MALAWI	59	80	35
SINGAPORE	10 539	1 474	632	REP S AFRICA	2 765	1 866	819
P REP CHINA	22	75	36	USA	8 320	7 550	3 335
SOUTH KOREA	3 573	1 668	742	CANADA	1 457	991	440
JAPAN	3 658	1 598	707	MEXICO	2 563	614	276
TAIWAN	508	239	106	GUATEMALA	49	101	44
HONG KONG	1 543	425	183	CUBA	162	193	82
AUSTRALIA	1 687	1 179	521	BARBADOS	261	83	35
NEW ZEALAND	1 095	670	298	NETH ANTILL	100	82	35
				VENEZUELA	423	470	207
				ECUADOR	182	92	41
				PERU	245	140	62
				CHILE	185	211	91
				ARGENTINA	1 930	504	227
				LEBANON	869	346	159
				SYRIA	204	171	77
				IRAQ	77 154	39 511	17 367
				IRAN	1 292	1 064	465
				ISRAEL	3 330	893	390
				JORDAN	202	252	112
				SAUDI ARABIA	65 401	25 041	11 118
				KUWAIT	5 614	5 405	2 349
				BAHRAIN	599	290	130
				QATAR	119	116	53
				ARAB EMIRAT	5 023	1 261	546
				OMAN	347	181	78
				SOUTH YEMEN	456	173	87
				PAKISTAN	58	90	39
				SRI LANKA	65	90	39
				THAILAND	321	358	147
				INDONESIA	184	237	108
				SINGAPORE	544	181	79
				PHILIPPINES	102	162	74
				P REP CHINA	680	281	134
				SOUTH KOREA	68	89	37
				JAPAN	1 253	1 132	500
				HONG KONG	1 165	569	254

## 635 WOOD MANUFACTURES NES

GROUP COUNTRY	DT = 100 KG	1 000 DM	1 000 \$	GROUP COUNTRY	DT = 100 KG	1 000 DM	1 000 \$
IMPORTS	3 179 820	891 171	394 876				
FRANCE	185 797	50 593	22 546				
BELGIUM LUX	63 367	24 106	10 668				
NETHERLANDS	227 490	66 918	29 661				
ITALY	226 140	153 034	67 780				
UNTD KINGDOM	19 311	10 089	4 513				
IRISH REP	5 013	3 177	1 409				
DENMARK	517 242	136 815	60 519				
GREECE	1 893	921	404				
NORWAY	18 160	5 995	2 622				
SWEDEN	219 335	71 269	31 563				
FINLAND	115 985	33 345	14 716				
SWITZERLAND	26 108	16 501	7 341				
AUSTRIA	323 486	95 258	42 046				
PORTUGAL	8 677	2 598	1 159				
SPAIN	18 895	13 042	5 795				
YUGOSLAVIA	37 146	12 310	5 447				
TURKEY	426	286	128				
USSR	34	262	116				
POLAND	29 893	5 031	2 231				
CZECHOSLOVA	600 709	27 261	12 061				
HUNGARY	181 330	16 933	7 543				
ROMANIA	81 210	18 736	8 305				
BULGARIA	5 994	907	403				

## 6 IMPORTS AND EXPORTS (SPECIAL TRADE) PY GROUPS OF THE SITC-REV. II AND BY COUNTRIES OF PRODUCTION AND CONSUMPTION 1981

GROUP COUNTRY	DT = 100 KC	1 000 DM	1 000 \$	GROUP COUNTRY	DT = 100 KC	1 000 DM	1 000 \$
AUSTRALIA	1 406	972	430	EL SALVADOR	3 199	811	348
041 PAPER AND PAPERBOARD				COSTA RICA	856	345	149
IMPORTS	40 390 257	5 697 874	2 529 666	PANAMA	451	337	149
FRANCE	4 160 600	692 620	306 757	CUBA	6 432	1 954	912
BELGIUM LUX	1 557 592	371 848	165 183	DOMINIC REP	245	168	73
NETHERLANDS	3 266 561	504 968	224 485	JAMAICA	643	308	139
ITALY	2 561 572	448 314	198 274	BARBADOS	156	78	34
UNITD KINGDOM	350 154	129 480	57 586	TRINIDAD TOB	873	461	200
IRISH REP	28 276	15 058	6 662	NETH ANTILL	542	143	64
DENMARK	1 454 206	68 768	30 535	COLOMBIA	6 652	2 929	1 280
NORWAY	1 625 289	187 410	83 961	VENEZUELA	14 830	6 882	2 999
SWEDEN	8 557 301	1 062 601	473 795	SURINAM	1 680	353	156
FINLAND	6 774 577	861 042	381 985	ECUADOR	2 399	996	442
SWITZERLAND	1 128 552	163 799	72 848	PERU	5 395	2 094	935
AUSTRIA	3 241 456	404 103	179 069	CHILE	15 727	7 137	3 126
PORTUGAL	164 257	16 710	7 436	BOLIVIA	10 742	7 135	3 179
SPAIN	268 271	42 711	18 875	PARAGUAY	874	304	140
YUGOSLAVIA	243 891	26 120	12 359	URUGUAY	426	203	88
TURKEY	1 055	79	34	ARGENTINA	1 976	945	415
USSR	775 365	53 652	23 663	CYPRUS	24 654	6 825	2 994
POLAND	220 744	14 096	6 173	LEBANON	20 112	2 731	1 195
CZECHOSLOVA	624 905	43 779	19 377	SYRIA	8 816	1 934	851
HUNGARY	5 307	446	191	IRAQ	7 552	1 875	834
ROMANIA	361 102	39 109	17 201	ISRAEL	66 795	10 899	4 727
REP S AFRICA	34 701	4 525	2 098	IRAN	51 241	13 309	5 842
USA	2 166 998	284 374	125 716	JORDAN	49 612	12 569	5 526
CANADA	1 252 282	132 899	58 893	SAUDI ARABIA	11 949	2 101	949
CUBA	3 372	228	102	KUWAIT	32 207	6 703	3 008
ECUADOR	486	73	31	BAHRAIN	14 995	4 115	1 817
BRAZIL	323 476	32 879	14 395	QATAR	1 661	529	235
CHILE	20 897	1 120	511	ARAB EMIRAT	10 953	1 964	846
ARGENTINA	7 456	457	200	OMAN	4 171	1 618	717
ISRAEL	591	173	75	NORTH YEMEN	645	252	110
BURMA	505	782	313	SOUTH YEMEN	706	285	127
P REP CHINA	656	163	67	AFGHANISTAN	139	83	40
SOUTH KOREA	293	220	91	PAKISTAN	1 271	278	123
JAPAN	186 811	91 102	40 631	INDIA	32 580	4 956	2 166
EXPORTS	21 442 649	4 108 514	1 819 510	BANGLADESH	55 036	15 605	6 856
FRANCE	5 862 860	955 195	423 749	SRI LANKA	11 368	1 434	600
BELGIUM LUX	2 532 616	420 920	186 959	BURMA	10 101	1 329	574
NETHERLANDS	3 682 118	605 764	268 271	THAILAND	708	260	115
ITALY	1 785 715	366 376	162 366	INDONESIA	19 916	6 167	2 674
UNITD KINGDOM	2 125 634	440 292	194 636	MALAYSIA	46 110	15 902	7 083
IRISH REP	147 871	27 229	11 987	SINGAPORE	16 811	3 520	1 531
DENMARK	474 041	87 974	38 862	PHILIPPINES	31 360	6 098	2 688
GREECE	125 782	25 939	11 470	P REP CHINA	23 277	3 034	1 319
ICELAND	6 928	1 767	773	SOUTH KOREA	682	219	97
FAROE IS	426	159	77	JAPAN	5 093	2 331	1 012
NORWAY	101 684	26 132	11 598	TAIWAN	78 352	51 032	22 776
SWEDEN	264 430	59 880	26 596	HONG KONG	9 725	4 500	1 982
FINLAND	50 816	17 436	7 761	AUSTRALIA	43 245	7 516	3 362
SWITZERLAND	816 419	195 886	86 569	NEW ZEALAND	129 345	35 442	15 639
AUSTRIA	767 805	173 489	76 787	FIJI	25 022	6 277	2 776
PORTUGAL	27 525	11 089	4 955	642 ARTICLES OF PAPER ETC	555	171	76
SPAIN	356 403	72 610	32 028	IMPORTS	3 664 147	1 062 990	472 078
MALTA	4 468	1 008	436	FRANCE	544 840	181 778	80 981
YUGOSLAVIA	85 754	32 305	14 229	BELGIUM LUX	212 260	78 813	35 021
TURKEY	18 268	8 391	3 797	NETHERLANDS	1 062 513	248 326	110 077
USSR	312 470	84 719	37 422	ITALY	260 132	70 990	31 550
POLAND	63 984	14 815	6 580	UNITD KINGDOM	95 987	48 676	21 621
CZECHOSLOVA	65 146	12 583	5 564	IRISH REP	3 063	2 693	1 184
HUNGARY	217 032	42 319	18 642	DENMARK	210 940	46 620	20 677
ROMANIA	9 939	3 898	1 720	GREECE	286	69	32
BULGARIA	51 152	11 696	5 119	NORWAY	18 319	5 019	2 225
ALBANIA	1 567	261	109	SWEDEN	222 537	49 162	21 799
CANARY IS	2 344	581	258	FINLAND	74 421	13 040	5 788
MOROCCO	3 452	1 153	518	SWITZERLAND	128 476	44 972	19 902
ALGERIA	4 371	1 666	722	AUSTRIA	546 740	134 887	59 750
TUNISIA	3 894	1 247	536	PORTUGAL	10 624	2 802	1 245
LIBYA	8 350	1 177	495	SPAIN	8 228	3 173	1 395
EGYPT	86 523	22 141	9 865	YUGOSLAVIA	57 812	12 805	5 627
SUDAN	3 065	581	254	USSR	62	71	30
REP GUINEA	1 572	459	209	POLAND	760	265	117
SIERRA LEONE	330	96	43	CZECHOSLOVA	16 912	1 976	888
LIBERIA	1 103	294	130	ROMANIA	1 098	122	55
IVORY COAST	890	222	95	REP S AFRICA	98	149	64
GHANA	4 976	974	417	USA	102 988	67 624	30 311
TOGO	300	95	41	CANADA	1 603	1 163	517
NIGERIA	53 147	15 056	6 656	ISRAEL	881	327	146
CAMEROON	919	227	99	INDIA	130	300	134
ZAIRE	2 389	767	338	THAILAND	61	73	34
RWANDA	129	91	40	SINGAPORE	1 761	1 177	534
ANGOLA	6 459	2 206	996	P REP CHINA	11 868	4 081	1 789
ETHIOPIA	1 400	541	232	SOUTH KOREA	37 687	11 846	5 298
SOMALIA	13 005	1 854	742	JAPAN	20 783	20 588	9 158
KENYA	24 874	2 570	1 150	TAIWAN	3 149	3 727	1 641
UGANDA	85	67	30	HONG KONG	6 526	5 252	2 309
TANZANIA	4 540	978	436	EXPORTS	5 313 110	1 983 481	878 055
MOZAMBIQUE	964	152	68	FRANCE	693 108	267 239	118 723
MAURITIUS	2 069	446	207	BELGIUM LUX	770 030	266 809	118 268
ZAMBIA	2 790	647	290	NETHERLANDS	1 598 104	466 364	206 698
ZIMBABWE	4 857	2 323	1 040	ITALY	505 560	127 909	56 763
MALAWI	385	140	63	UNITD KINGDOM	301 184	136 444	60 068
REP S AFRICA	142 446	37 530	16 495	IRISH REP	34 115	14 726	6 524
USA	159 619	36 688	16 414	DENMARK	192 012	66 198	29 300
CANADA	15 464	4 204	1 837	GREECE	137 793	42 243	18 604
MEXICO	3 170	2 392	1 060	ICELAND	5 116	2 753	1 207
GUATEMALA	782	341	155	FAROE IS	540	203	90
REP HONDURAS	102	73	34				

## 6 IMPORTS AND EXPORTS (SPECIAL TRADE) BY GROUPS OF THE SITC-REV. II AND BY COUNTRIES OF PRODUCTION AND CONSUMPTION 1981

GROUP COUNTRY	DT = 100 KG	1 000 DM	1 000 \$	GROUP COUNTRY	DT = 100 KG	1 000 DM	1 000 \$
NORWAY	29 821	17 944	7 976	SINGAPORE	5 059	4 307	1 901
SWEDEN	53 064	32 183	14 290	PHILIPPINES	414	344	154
FINLAND	18 285	10 402	4 626	P. REP. CHINA	170	37	35
SWITZERLAND	236 744	111 733	49 523	SOUTH KOREA	704	734	332
AUSTRIA	251 574	100 471	44 554	JAPAN	10 650	10 108	4 497
PORTUGAL	4 797	3 916	1 738	TAIWAN	612	925	414
SPAIN	28 204	15 771	7 011	HONG KONG	18 967	7 525	3 290
ANDORRA	615	290	123	AUSTRALIA	5 521	6 686	2 937
MALTA	2 217	805	354	NEW ZEALAND	319	427	185
YUGOSLAVIA	17 137	9 478	4 175	NEW CALEDON	286	159	72
TURKEY	3 912	1 956	882				
USSR	72 954	26 817	11 887	651 TEXTILE YARN AND THREAD			
POLAND	11 696	4 606	2 055	IMPORTS	3 607 404	3 235 554	1 442 332
CZECHOSLOVAKIA	14 710	4 772	2 052	FRANCE	408 182	539 066	240 813
HUNGARY	13 224	5 893	2 579	BELGIUM LUX	310 926	271 426	120 940
ROMANIA	4 517	1 839	833	NETHERLANDS	572 863	421 696	187 741
BULGARIA	23 541	8 176	3 624	ITALY	482 668	479 949	213 682
ALBANIA	1 522	375	173	UNITED KINGDOM	151 071	169 674	75 781
CANARY IS.	155	146	64	IRISH REP.	5 302	9 159	4 063
MOROCCO	539	447	193	DENMARK	30 570	31 698	13 983
ALGERIA	1 214	755	335	GREECE	214 316	186 881	83 214
TUNISIA	3 513	981	433	ICELAND	483	1 071	475
LIECHTENSTEIN	60 262	23 842	10 473	NORWAY	3 470	3 446	1 540
EGYPT	14 602	7 381	3 234	SWEDEN	5 797	4 860	2 160
SUDAN	1 810	817	349	FINLAND	6 320	1 677	745
UPPER VOLTA	100	73	30	SWITZERLAND	148 822	200 522	89 502
SENEGAL	122	110	48	AUSTRIA	128 023	103 672	46 142
LIBERIA	740	409	184	PORTUGAL	7 772	8 248	3 638
IVORY COAST	917	534	231	SPAIN	78 231	52 532	23 524
TOGO	109	87	38	MALTA	936	802	359
BENIN	93	191	79	YUGOSLAVIA	24 676	17 518	7 812
NIGERIA	5 370	5 186	2 283	TURKEY	298 957	176 922	78 847
CAMEROON	558	310	132	POLAND	3 111	1 896	845
GABON	1 859	700	303	CZECHOSLOVAKIA	54 186	14 347	6 366
CONGO	404	327	140	HUNGARY	1 484	1 066	477
ZAIRE	1 633	973	431	ROMANIA	1 660	759	349
RWANDA	394	288	121	MOROCCO	313	415	196
BURUNDI	302	126	55	TUNISIA	264	182	80
ANGOLA	51 668	11 290	4 980	EGYPT	56 779	45 627	20 318
ETHIOPIA	516	325	141	SUDAN	2 281	1 788	808
JIBUTI	124	120	55	IVORY COAST	483	353	161
SOMALIA	154	83	37	MAURITIUS	5 188	3 646	1 637
KENYA	365	555	247	ZIMBABWE	1 238	985	482
UGANDA	582	425	181	REP. S. AFRICA	17 779	22 374	9 870
TANZANIA	2 450	642	282	LESOTHO	17	104	50
MOZAMBIQUE	241	194	90	USA	95 869	81 014	35 914
MADAGASCAR	206	150	65	CANADA	3 102	13 140	5 802
REUNION	237	242	108	MEXICO	851	542	247
MAURITIUS	66	104	49	GUATEMALA	101	78	36
ZIMBABWE	587	545	239	EL SALVADOR	6 014	4 492	2 016
MALAWI	64	95	41	PANAMA	100	125	62
REP. S. AFRICA	5 041	6 076	2 666	COLOMBIA	15 343	12 349	5 689
USA	65 390	39 478	17 370	PERU	16 993	21 209	9 587
CANADA	2 509	2 970	1 302	BRAZIL	147 821	114 124	50 630
MEXICO	1 495	2 264	999	BOLIVIA	970	600	264
GUATEMALA	894	1 136	507	URUGUAY	28 038	30 622	13 702
REP. HONDURAS	386	523	229	ARGENTINA	8 368	5 870	2 697
EL SALVADOR	218	254	109	ISRAEL	19 354	15 136	6 903
NICARAGUA	280	312	138	AFGHANISTAN	324	136	59
COSTA RICA	121	188	80	PAKISTAN	10 777	6 628	2 976
PANAMA	88	197	88	INDIA	20 916	5 629	2 483
CUBA	787	481	197	BANGLADESH	23 858	5 223	2 323
WEST INDIES	187	122	52	SRI LANKA	1 547	233	104
REP. HAITI	76	90	38	THAILAND	21 643	5 804	2 607
DOMINIC REP.	250	444	197	MALAYSIA	8 502	6 233	2 832
BARBADOS	47	92	39	SINGAPORE	2 752	2 206	969
TRINIDAD TOB.	745	535	232	PHILIPPINES	2 541	3 001	1 318
NETH. ANTILL.	307	311	138	P. REP. CHINA	19 989	12 894	5 784
COLOMBIA	880	780	347	SOUTH KOREA	57 135	41 699	18 357
VENEZUELA	1 940	2 290	988	JAPAN	37 126	44 101	19 710
GUYANA	956	201	91	TAIWAN	30 644	24 734	11 205
SURINAM	330	232	105	HONG KONG	638	1 098	468
ECUADOR	181	339	149	AUSTRALIA	1 563	2 094	905
PERU	764	640	281	EXPORTS	4 289 560	3 812 283	1 695 068
BRAZIL	1 259	2 315	1 035	FRANCE	560 184	456 930	204 104
CHILE	3 088	2 945	1 286	BELGIUM LUX	477 112	349 361	156 165
BOLIVIA	239	336	146	NETHERLANDS	485 184	366 362	163 252
PARAGUAY	300	275	120	ITALY	336 497	357 342	158 959
URUGUAY	377	345	152	UNITED KINGDOM	519 145	380 554	168 578
ARGENTINA	3 937	3 163	1 385	IRISH REP.	33 476	36 925	16 399
CYPRUS	3 103	1 365	605	DENMARK	174 403	129 474	57 376
LEBANON	1 492	1 133	510	GREECE	52 532	55 072	24 418
SYRIA	1 465	712	318	ICELAND	203	354	150
IRAQ	22 351	8 537	3 733	NORWAY	19 652	21 317	9 545
IRAN	20 479	7 822	3 375	SWEDEN	76 243	73 415	32 837
ISRAEL	9 656	4 323	1 916	FINLAND	47 311	59 863	26 658
JORDAN	22 569	5 273	2 295	SWITZERLAND	114 967	143 661	63 994
SAUDI ARABIA	22 855	10 508	4 640	AUSTRIA	238 879	274 893	122 247
KUWAIT	35 505	12 041	5 305	PORTUGAL	49 944	39 006	17 337
BAHRAIN	5 147	2 397	1 050	SPAIN	35 842	29 673	13 148
QATAR	949	528	226	ANDORRA	42	108	49
ARAB EMIRAT	12 508	6 880	2 991	MALTA	907	3 678	1 618
OMAN	1 107	753	334	YUGOSLAVIA	91 345	101 097	44 966
NORTH YEMEN	98	88	42	TURKEY	36 874	29 556	13 208
AFGHANISTAN	312	189	83	USSR	131 325	131 825	58 467
PAKISTAN	1 612	837	365	POLAND	16 571	18 267	7 992
INDIA	1 423	1 550	691	CZECHOSLOVAKIA	33 062	33 143	14 637
BANGLADESH	2 129	700	310	HUNGARY	107 870	101 874	45 219
SRI LANKA	341	325	143	ROMANIA	4 786	8 481	3 721
NEPAL	357	214	93	BULGARIA	4 094	5 839	2 551
BURMA	168	84	39				
THAILAND	5 067	3 733	1 647				
INDONESIA	5 008	3 267	1 455				
MALAYSIA	2 656	2 053	908				

## 6 IMPORTS AND EXPORTS (SPECIAL TRADE) BY GROUPS OF THE SITC-REV. II AND BY COUNTRIES OF PRODUCTION AND CONSUMPTION 1981

GROUP COUNTRY	DT = 100 KG	1 000 DM	1 000 \$	GROUP COUNTRY	DT = 100 KG	1 000 DM	1 000 \$
CANARY IS	177	131	59	MEXICO	730	700	333
MOROCCO	15 420	8 700	3 888	GUATEMALA	359	618	287
ALGERIA	71 398	57 264	25 250	COLOMBIA	4 175	4 720	2 176
TUNISIA	9 745	12 540	5 530	PERU	3 502	2 561	1 174
LIBYA	64	612	274	BRAZIL	29 128	25 090	11 334
EGYPT	11 957	7 373	3 308	ISRAEL	1 884	3 325	1 492
REP GUINEA	56	119	55	AFGHANISTAN	150	104	46
IVORY COAST	817	947	407	PAKISTAN	21 901	15 957	6 991
GHANA	383	345	152	INDIA	34 231	27 679	12 494
NIGERIA	3 928	5 664	2 554	THAILAND	24 593	23 177	10 596
CAMEROON	191	500	224	INDONESIA	148	168	69
ZAIRE	708	691	299	MALAYSIA	6 613	5 717	2 619
ANGOLA	651	1 098	489	SINGAPORE	3 541	3 179	1 448
ETHIOPIA	309	302	132	P REP CHINA	39 397	34 534	15 613
KENYA	48	125	55	SOUTH KOREA	15 348	15 823	7 126
TANZANIA	9 367	5 418	2 517	JAPAN	13 536	22 619	10 171
MOZAMBIQUE	105	178	80	TAIWAN	12 765	14 215	6 311
MAURITIUS	58	168	74	HONG KONG	3 221	3 865	1 755
ZAMBIA	3 440	3 096	1 380				
ZIMBABWE	4 711	3 226	1 407	EXPORTS	832 091	1 746 454	774 976
REP S AFRICA	101 046	78 358	34 685	FRANCE	191 872	322 174	142 368
BOTSWANA	2 632	1 536	726	BELGIUM LUX	34 692	68 817	30 504
USA	55 632	76 805	34 014	NETHERLANDS	131 605	198 814	88 861
CANADA	19 623	20 621	9 137	ITALY	103 908	147 673	65 916
MEXICO	5 413	7 399	3 222	UNTD KINGDOM	48 338	122 279	53 776
GUATEMALA	4 143	3 201	1 450	IRISH REP	1 154	3 193	1 392
EL SALVADOR	14	76	32	DENMARK	16 068	36 286	16 078
COSTA RICA	98	76	35	GREECE	24 688	57 986	25 810
REP HAITI	49	204	88	ICELAND	701	1 546	677
DOMINIC REP	169	270	114	NORWAY	4 837	14 535	6 423
TRINIDAD TOB	31	90	38	SWEDEN	9 089	21 640	9 580
COLOMBIA	2 334	3 358	1 490	FINLAND	9 356	22 705	10 006
VENEZUELA	1 047	1 721	766	SWITZERLAND	30 105	74 607	33 202
SURINAM	118	87	39	AUSTRIA	38 198	94 419	42 091
ECUADOR	1 052	1 184	517	PORTUGAL	6 053	15 372	6 791
PERU	244	472	213	SPAIN	711	2 427	1 083
BRAZIL	4 610	4 413	1 989	MALTA	13 123	26 438	11 754
CHILE	812	1 496	645	YUGOSLAVIA	17 982	55 400	24 593
BOLIVIA	50	130	60	TURKEY	1 286	2 988	1 322
URUGUAY	106	190	81	USSR	4 466	8 612	3 713
ARGENTINA	5 976	4 965	2 292	POLAND	10 446	28 278	12 471
CYPRUS	543	1 807	811	CZECHOSLOVA	7 613	12 166	5 421
LEBANON	3 222	3 188	1 409	HUNGARY	17 763	43 780	19 681
SYRIA	25 088	12 962	5 733	ROMANIA	2 481	7 525	3 358
IRAQ	31 829	29 758	13 173	BULGARIA	3 546	6 334	2 831
IRAN	43 839	62 023	27 251	CANARY IS	213	1 108	481
ISRAEL	36 517	32 004	14 195	MOROCCO	1 651	3 397	1 515
JORDAN	528	843	362	ALGERIA	4 596	10 094	4 396
SAUDI ARABIA	2 547	6 300	2 732	TUNISIA	20 519	46 076	20 610
KUWAIT	30	105	46	LIBYA	55	199	85
BAHRAIN	13	1 282	557	EGYPT	334	772	346
QATAR	21	68	30	SUDAN	48	96	43
ARAB EMIRAT	434	717	318	MAURITANIA	848	4 254	1 865
AFGHANISTAN	150	215	95	MALI	1 794	8 353	3 686
PAKISTAN	25 677	20 845	9 115	UPPER VOLTA	164	343	156
INDIA	20 760	11 514	5 129	NIGER	14 907	68 264	30 336
SRI LANKA	79	218	96	SENEGAL	1 759	5 900	2 587
THAILAND	1 067	1 318	591	GAMBIA	450	1 878	829
VIETNAM	16 683	8 306	3 574	REP GUINEA	363	638	261
INDONESIA	98	154	69	SIERRA LEONE	159	210	94
MALAYSIA	1 929	2 735	1 228	LIBERIA	639	3 461	1 553
SINGAPORE	533	1 363	602	IVORY COAST	103	446	201
PHILIPPINES	681	1 828	796	TOGO	270	1 194	528
P REP CHINA	58 292	32 884	14 654	BENIN	4 423	19 878	8 767
SOUTH KOREA	648	1 304	582	NIGERIA	209	618	284
JAPAN	17 825	36 759	16 377	CAMEROON	2 956	13 789	6 097
TAIWAN	71	265	116	CENT AFR REP	93	263	114
HONG KONG	6 469	4 831	2 131	CONGO	86	370	168
AUSTRALIA	5 313	10 778	4 745	ZAIRE	41	177	77
NEW ZEALAND	967	1 445	637	ANGOLA	379	940	432
				KENYA	51	74	33
652 COTTON FABRICS, WOVEN				REUNION	49	166	71
IMPORTS	711 377	1 171 523	523 867	MAURITIUS	59	165	73
FRANCE	160 590	276 019	123 156	ZAMBIA	414	641	273
BELGIUM LUX	43 797	70 462	31 295	ZIMBABWE	221	586	257
NETHERLANDS	55 132	100 996	45 170	MALAWI	80	81	36
ITALY	45 689	131 539	58 737	REP S AFRICA	1 830	6 973	3 047
UNTD KINGDOM	6 956	18 332	8 188	USA	4 383	14 807	6 548
IRISH REP	7 776	8 002	3 516	CANADA	3 141	7 240	3 222
DENMARK	1 715	4 592	2 056	MEXICO	1 278	2 547	1 118
GREECE	6 510	7 081	3 152	GUATEMALA	27	105	48
NORWAY	78	249	110	PANAMA	19	101	46
SWEDEN	5 001	13 546	6 025	REP HAITI	570	648	287
FINLAND	1 862	5 122	2 257	VENEZUELA	56	295	132
SWITZERLAND	36 285	127 728	57 417	PERU	25	103	44
AUSTRIA	31 408	98 411	43 869	CHILE	171	676	295
PORTUGAL	4 024	7 978	3 552	URUGUAY	93	283	121
SPAIN	687	2 025	922	ARGENTINA	331	1 315	622
YUGOSLAVIA	3 833	4 080	1 810	CYPRUS	2 270	5 348	2 391
TURKEY	7 929	7 354	3 224	LEBANON	875	2 168	959
USSR	405	304	139	SYRIA	1 717	1 193	523
POLAND	3 406	4 022	1 777	IRAQ	842	2 262	1 002
CZECHOSLOVA	26 682	28 540	12 730	IRAN	228	435	202
HUNGARY	4 243	7 317	3 328	ISRAEL	4 468	8 239	3 620
ROMANIA	7 494	6 849	3 033	JORDAN	288	617	274
BULGARIA	126	115	52	SAUDI ARABIA	1 297	5 344	2 351
MOROCCO	137	126	55	KUWAIT	261	1 065	461
TUNISIA	45	147	65	BAHRAIN	79	286	130
EGYPT	1 289	979	435	QATAR	28	105	48
MADAGASCAR	13 435	9 066	3 938	ARAB EMIRAT	628	2 415	1 042
MALAWI	166	153	71	OMAN	90	297	128
USA	19 154	26 089	11 644	AFGHANISTAN	36	145	64
				SRI LANKA	351	1 400	604

## 6 IMPORTS AND EXPORTS (SPECIAL TRADE) BY GROUPS OF THE SITC-REV. II AND BY COUNTRIES OF PRODUCTION AND CONSUMPTION 1981

GROUP COUNTRY	DT = 100 KG	1 000 DM	1 000 \$	GROUP COUNTRY	DT = 100 KG	1 000 DM	1 000 \$
THAILAND	131	419	197	CAMEROON	1 192	2 043	900
INDONESIA	62	115	50	CENT AFR REP	84	212	93
MALAYSIA	191	434	190	GABON	98	142	64
SINGAPORE	503	1 914	848	CONGO	176	337	155
PHILIPPINES	874	2 442	1 068	ZAIRE	91	214	92
P REP CHINA	185	730	327	ANGOLA	745	1 734	768
SOUTH KOREA	352	1 608	702	KENYA	93	241	106
JAPAN	9 186	53 886	23 942	TANZANIA	447	585	256
TAIWAN	428	1 966	858	REUNION	186	483	208
HONG KONG	3 853	14 973	6 647	MAURITIUS	421	1 210	545
AUSTRALIA	2 240	9 074	3 966	ZAMBIA	619	1 523	674
NEW ZEALAND	392	1 405	614	ZIMBABWE	3 098	5 197	2 272
				MALAWI	144	147	67
653 WOVN MAN-MADE FIB FABRIC				REP S AFRICA	16 583	46 161	20 288
IMPORTS	757 836	1 410 763	627 726	LESOTHO	42	120	56
FRANCE	94 005	223 722	99 919	USA	15 300	54 140	23 816
BELGIUM LUX	138 339	229 652	102 934	CANADA	6 259	13 847	6 082
NETHERLANDS	84 359	121 730	54 375	MEXICO	343	1 537	676
ITALY	134 635	317 196	140 123	PANAMA	18	83	37
UNTD KINGDOM	46 942	44 287	19 738	REP HAITI	489	899	401
IRISH REP	16 961	25 855	11 525	TRINIDAD TOB	45	281	126
DENMARK	2 439	5 472	2 443	NETH ANTILL	40	100	46
GREECE	2 695	3 667	1 650	COLOMBIA	85	462	207
NORWAY	213	846	378	VENEZUELA	824	1 702	774
SWEDEN	5 425	8 447	3 754	ECUADOR	22	73	31
FINLAND	477	1 328	593	PERU	26	117	51
SWITZERLAND	22 101	80 478	35 690	BRAZIL	5 992	5 617	2 483
AUSTRIA	41 938	86 805	38 541	CHILE	459	1 246	548
PORTUGAL	5 930	13 884	6 210	BOLIVIA	208	1 221	543
SPAIN	2 245	7 534	3 363	PARAGUAY	58	292	127
YUGOSLAVIA	1 324	1 896	837	URUGUAY	207	575	248
TURKEY	2 289	1 951	876	ARGENTINA	1 357	3 439	1 559
USSR	4 744	3 144	1 393	CYPRUS	2 725	5 143	2 257
POLAND	5 614	4 308	1 957	LEBANON	971	2 448	1 097
CZECHOSLOVA	22 010	21 866	9 800	SYRIA	11 017	15 909	6 999
HUNGARY	1 155	1 240	531	IRAQ	1 008	3 191	1 441
ROMANIA	4 737	3 550	1 567	IRAN	4 418	7 105	3 081
BULGARIA	65	96	42	ISRAEL	8 770	17 266	7 655
TUNISIA	35	97	43	JORDAN	1 309	1 858	826
USA	13 341	36 290	16 171	SAUDI ARABIA	5 356	25 091	11 004
CANADA	415	258	114	KUWAIT	1 874	6 124	2 708
GUATEMALA	159	360	161	BAHRAIN	220	914	407
CHILE	102	332	165	QATAR	129	541	234
ISRAEL	4 233	11 135	4 945	ARAB EMIRAT	1 324	5 543	2 436
PAKISTAN	34	84	39	ONAN	181	818	353
INDIA	199	372	170	AFGHANISTAN	307	1 701	754
SRI LANKA	200	149	64	PAKISTAN	1 969	1 940	872
THAILAND	10 142	11 912	5 348	INDIA	96	180	80
INDONESIA	6 107	68	31	SRI LANKA	254	444	188
MALAYSIA	6 261	7 969	3 593	THAILAND	557	1 181	526
SINGAPORE	121	183	80	INDONESIA	482	1 042	455
P REP CHINA	22 674	18 175	7 999	MALAYSIA	785	1 542	681
SOUTH KOREA	6 899	10 276	4 499	SINGAPORE	3 275	9 172	4 049
JAPAN	24 178	77 215	34 092	PHILIPPINES	1 775	3 898	1 740
TAIWAN	26 381	24 926	11 106	P REP CHINA	29	118	50
HONG KONG	1 685	1 933	838	NORTH KOREA	58	171	74
EXPORTS	1 175 488	2 353 453	1 045 056	SOUTH KOREA	2 133	4 628	2 023
FRANCE	137 155	246 933	109 883	JAPAN	4 094	19 373	8 576
BELGIUM LUX	110 779	133 066	59 350	TAIWAN	1 155	4 180	1 801
NETHERLANDS	168 442	257 291	114 555	HONG KONG	4 780	12 924	5 721
ITALY	71 689	142 056	63 382	AUSTRALIA	7 532	21 933	9 632
UNTD KINGDOM	115 822	255 966	113 043	NEW ZEALAND	5 313	12 032	5 297
IRISH REP	4 573	11 793	5 259	FR POLYNESIA	28	69	31
DENMARK	12 030	27 729	12 355	654 OTH WOVN TEXTILE FABRIC			
GREECE	55 862	114 658	50 968	IMPORTS	446 216	1 103 167	487 948
ICELAND	539	1 859	807	FRANCE	76 040	112 463	49 882
NORWAY	16 560	35 475	15 797	BELGIUM LUX	42 879	55 470	24 824
SWEDEN	23 211	44 710	19 948	NETHERLANDS	30 217	51 618	22 835
FINLAND	10 812	29 214	12 971	ITALY	178 745	572 926	252 244
SWITZERLAND	40 634	100 527	44 889	UNTD KINGDOM	21 326	79 352	35 365
AUSTRIA	56 782	119 800	53 450	IRISH REP	367	1 350	579
PORTUGAL	5 835	18 147	8 041	DENMARK	5 367	7 547	3 366
SPAIN	7 089	11 666	5 184	GREECE	102	353	159
MALTA	12 797	27 854	12 289	NORWAY	897	848	377
YUGOSLAVIA	53 778	135 233	60 244	SWEDEN	3 827	6 545	2 913
TURKEY	3 943	8 597	3 869	FINLAND	1 726	934	398
USSR	41 622	71 663	32 119	SWITZERLAND	9 663	52 473	23 265
POLAND	15 995	41 087	18 149	AUSTRIA	16 048	52 011	23 071
CZECHOSLOVA	3 008	8 942	3 949	PORTUGAL	343	1 264	564
HUNGARY	31 053	71 323	31 506	SPAIN	1 349	4 939	2 177
ROMANIA	10 259	27 907	12 179	YUGOSLAVIA	2 358	1 080	479
BULGARIA	3 340	10 765	4 747	POLAND	4 332	7 973	3 498
MOROCCO	3 393	6 069	2 685	CZECHOSLOVA	5 055	6 645	2 942
ALGERIA	1 473	4 180	1 879	HUNGARY	367	1 013	442
TUNISIA	17 336	34 584	15 378	ROMANIA	241	702	313
LIBYA	102	429	192	REP S AFRICA	455	432	191
EGYPT	1 595	3 482	1 504	USA	3 531	7 909	3 503
SUDAN	19	89	39	CANADA	252	350	149
MALI	278	331	150	PERU	100	397	178
UPPER VOLTA	60	85	37	BRAZIL	671	699	302
NIGER	485	428	188	URUGUAY	5 806	20 877	9 175
SENEGAL	377	618	270	ARGENTINA	317	1 096	493
GAMBIA	99	109	50	INDIA	20 207	19 919	8 931
REP GUINEA	297	478	219	BANGLADESH	6 601	1 430	653
SIERRA LEONE	371	235	105	THAILAND	63	1 214	524
IVORY COAST	448	848	375	P REP CHINA	2 966	21 883	9 957
GHANA	271	232	101	SOUTH KOREA	963	4 765	2 128
TOGO	66	123	51	JAPAN	2 905	3 421	1 516
BENIN	650	1 074	488	HONG KONG	101	1 109	486
NIGERIA	4 569	10 524	4 710				

## 6 IMPORTS AND EXPORTS (SPECIAL TRADE) BY GROUPS OF THE SITC-REV. II AND BY COUNTRIES OF PRODUCTION AND CONSUMPTION 1981

GROUP/ COUNTRY	DT = 100 KG	1 000 DM	1 000 \$	GROUP COUNTRY	DT = 100 KG	1 000 DM	1 000 \$
EXPORTS	233 182	591 533	260 192	IRISH REP	6 289	12 853	5 736
FRANCE	8 696	25 982	11 549	DENMARK	7 315	16 364	7 221
BELGIUM LUX	9 647	22 404	9 958	GREECE	26 642	58 017	25 702
NETHERLANDS	40 145	66 725	29 711	ICELAND	154	496	217
ITALY	13 045	40 269	17 534	NORWAY	3 227	7 143	3 173
UNTD KINGDOM	8 762	21 473	9 499	SWEDEN	3 684	11 180	4 987
IRISH REP	1 940	4 040	1 773	FINLAND	3 441	8 763	3 899
DENMARK	5 938	8 231	3 638	SWITZERLAND	24 635	57 318	25 492
GREECE	15 830	43 845	19 095	AUSTRIA	44 736	104 484	46 404
ICELAND	114	459	202	PORTUGAL	2 087	5 799	2 526
NORWAY	1 922	3 627	1 604	SPAIN	3 015	8 413	3 732
SWEDEN	3 688	9 430	4 183	MALTA	2 360	6 014	2 656
FINLAND	2 523	7 298	3 215	YUGOSLAVIA	16 389	48 948	21 758
SWITZERLAND	15 610	43 404	19 200	TURKEY	215	391	169
AUSTRIA	31 264	59 836	26 425	USSR	7 158	15 158	6 844
PORTUGAL	1 100	3 637	1 573	POLAND	4 183	12 626	5 563
SPAIN	453	1 860	811	CZECHOSLOVA	4 416	11 191	4 987
MALTA	4 160	13 323	5 865	HUNGARY	20 526	53 615	23 713
YUGOSLAVIA	26 657	82 476	36 079	ROMANIA	2 834	7 657	3 371
TURKEY	1 346	4 054	1 735	BULGARIA	4 203	10 924	4 800
POLAND	5 623	17 226	7 439	MOROCCO	3 732	7 972	3 551
CZECHOSLOVA	1 301	4 580	2 039	ALGERIA	316	703	332
HUNGARY	11 456	31 143	13 582	TUNISIA	12 088	25 321	11 243
ROMANIA	4 770	11 370	4 761	EGYPT	1 162	1 421	628
BULGARIA	175	444	187	SENEGAL	384	395	181
ALBANIA	32	71	31	REP GUINEA	45	90	40
MOROCCO	67	172	74	SIERRA LEONE	661	598	259
TUNISIA	1 794	5 378	2 330	LIBERIA	49	88	37
NIGERIA	377	151	61	IVORY COAST	106	187	89
MAURITIUS	372	1 515	683	NIGERIA	112	338	152
ZAMBIA	172	378	165	CAMEROON	1 212	1 584	719
ZIMBABWE	239	671	303	ANGOLA	490	2 794	1 260
REP S AFRICA	768	2 751	1 224	UGANDA	21	65	30
USA	3 510	11 856	5 242	TANZANIA	136	611	272
CANADA	644	2 949	1 308	MADAGASCAR	26	128	64
MEXICO	19	203	88	REUNION	53	165	72
GUATEMALA	18	71	31	MAURITIUS	155	320	143
VENEZUELA	39	204	86	ZAMBIA	1 543	3 392	1 520
BRAZIL	9	64	31	ZIMBABWE	729	2 025	895
CHILE	216	853	390	MALAWI	68	112	49
URUGUAY	29	74	34	REP S AFRICA	2 906	7 681	3 401
ARGENTINA	25	111	52	BOTSWANA	384	416	186
CYPRUS	113	272	121	USA	3 302	9 262	4 113
LEBANON	72	261	114	CANADA	969	3 138	1 383
SYRIA	176	371	162	MEXICO	161	521	229
IRAQ	70	143	69	COLOMBIA	40	130	58
ISRAEL	1 208	4 476	1 975	VENEZUELA	24	118	51
SAUDI ARABIA	805	2 098	952	PERU	17	64	30
KUWAIT	40	276	122	BRAZIL	76	101	43
ARAB EMIRAT	91	212	90	CHILE	132	280	122
SINGAPORE	74	394	172	ARGENTINA	150	450	203
PHILIPPINES	41	96	46	CYPRUS	1 746	3 567	1 566
NORTH KOREA	5	65	30	LEBANON	1 608	2 544	1 134
SOUTH KOREA	2 853	8 196	3 740	SYRIA	3 550	7 124	3 129
JAPAN	1 393	14 058	6 183	IRAQ	120	583	260
TAIWAN	331	739	322	IRAN	846	948	420
HONG KONG	536	2 386	1 052	ISRAEL	2 126	5 198	2 296
AUSTRALIA	303	1 396	615	JORDAN	808	1 143	498
NEW ZEALAND	171	671	287	SAUDI ARABIA	1 096	3 793	1 684
				KUWAIT	692	1 848	812
				BAHRAIN	26	76	33
				QATAR	174	580	252
655 KNIT ETC FABRICS				ARAB EMIRAT	1 607	5 453	2 412
IMPORTS	265 710	555 247	246 865	AFGHANISTAN	42	159	71
FRANCE	27 826	72 366	32 213	INDIA	31	70	31
BELGIUM LUX	9 981	22 972	10 303	SRI LANKA	48	180	81
NETHERLANDS	40 096	72 774	32 324	THAILAND	175	505	230
ITALY	103 623	192 823	85 657	INDONESIA	87	343	147
UNTD KINGDOM	10 108	24 669	10 989	MALAYSIA	189	250	106
IRISH REP	163	475	217	SINGAPORE	338	930	408
DENMARK	381	839	369	PHILIPPINES	120	530	239
GREECE	7 863	10 797	4 811	P REP CHINA	222	365	159
SWEDEN	1 039	1 610	712	SOUTH KOREA	854	3 055	1 362
FINLAND	800	1 616	707	JAPAN	1 202	4 791	2 068
SWITZERLAND	13 337	47 353	21 030	TAIWAN	169	680	294
AUSTRIA	31 423	67 471	30 012	HONG KONG	2 169	6 450	2 860
PORTUGAL	40	132	61	MACAO	167	120	56
SPAIN	4 016	4 419	1 959	AUSTRALIA	1 020	4 106	1 812
MALTA	1 921	2 247	972	NEW ZEALAND	201	650	282
YUGOSLAVIA	297	599	266				
TURKEY	352	593	251	656 LACE, RIBBONS, TULLE, ETC			
POLAND	841	905	396	IMPORTS	75 124	261 588	116 694
CZECHOSLOVA	1 947	932	414	FRANCE	9 442	46 943	20 952
HUNGARY	1 945	2 136	958	BELGIUM LUX	2 992	6 793	3 028
ROMANIA	84	157	73	NETHERLANDS	4 506	7 948	3 533
USA	1 765	5 295	2 309	ITALY	21 857	31 816	14 298
CANADA	93	255	112	UNTD KINGDOM	2 342	9 603	4 247
LEBANON	1 520	3 096	1 389	IRISH REP	1 648	3 860	1 733
ISRAEL	148	331	153	DENMARK	80	284	124
THAILAND	62	74	32	GREECE	383	809	352
SINGAPORE	15	158	66	NORWAY	14	89	39
P REP CHINA	18	225	93	SWEDEN	522	1 102	486
JAPAN	3 332	16 987	7 600	FINLAND	593	641	285
TAIWAN	482	439	201	SWITZERLAND	7 634	52 327	23 198
HONG KONG	101	256	110	AUSTRIA	6 865	65 336	29 188
EXPORTS	462 239	1 016 954	451 934	SPAIN	6 937	10 238	4 639
FRANCE	71 217	146 516	65 340	POLAND	694	675	305
BELGIUM LUX	40 899	63 303	28 170	CZECHOSLOVA	1 991	3 001	1 344
NETHERLANDS	68 620	135 056	60 096	HUNGARY	43	108	47
ITALY	17 023	37 389	16 713	REP S AFRICA	36	133	57
UNTD KINGDOM	23 919	49 923	22 223	USA	1 246	5 508	2 443
				CANADA	43	462	206

## 6 IMPORTS AND EXPORTS (SPECIAL TRADE) BY GROUPS OF THE SITC-REV. II AND BY COUNTRIES OF PRODUCTION AND CONSUMPTION 1981

GROUP COUNTRY	DT = 100 KG	1 000 DM	1 000 \$	GROUP COUNTRY	DT = 100 KG	1 000 DM	1 000 \$
DOMINICA	145	97	43	TANZANIA	43 048	8 851	3 962
BAZIL	418	1 311	582	MOZAMBIQUE	3 962	749	324
PAKISTAN	11	304	142	REP S AFRICA	298	6 867	3 044
INDIA	380	1 252	552	USA	53 946	77 799	34 414
MALAYSIA	71	378	168	CANADA	395	1 532	675
PHILIPPINES	40	73	31	MEXICO	11 473	2 200	1 019
P REP CHINA	87	678	306	REP HAITI	10 047	1 845	824
SOUTH KOREA	36	135	62	ECUADOR	10	80	37
JAPAN	2 999	7 546	3 335	BRAZIL	40 622	7 064	3 256
TAIWAN	313	638	287	URUGUAY	7	143	61
HONG KONG	704	1 229	565	INDIA	120	180	76
EXPORTS	62 352	224 160	99 583	THAILAND	8 022	3 310	1 471
FRANCE	6 290	23 471	10 462	PHILIPPINES	3 042	1 264	563
BELGIUM LUX	3 336	8 393	3 745	P REP CHINA	1 416	1 576	702
NETHERLANDS	6 343	21 570	9 616	SOUTH KOREA	1 554	2 090	901
ITALY	3 744	16 711	7 435	JAPAN	12 701	102 982	45 942
UNT D KINGDOM	4 413	15 098	6 679	TAIWAN	3 751	3 742	1 677
IRISH REP	170	831	369	HONG KONG	803	6 100	2 697
DENMARK	1 707	6 076	2 704	AUSTRALIA	6	156	69
GREECE	1 600	7 906	3 529	EXPORTS	1 347 076	1 679 792	743 497
ICELAND	52	316	144	FRANCE	300 898	268 767	119 975
NORWAY	1 101	3 551	1 561	BELGIUM LUX	121 245	144 761	64 385
SWEDEN	1 567	6 611	2 943	NETHERLANDS	142 174	149 609	66 363
FINLAND	1 639	3 905	1 737	ITALY	107 308	137 435	61 262
SWITZERLAND	2 685	10 845	4 813	UNT D KINGDOM	72 980	90 858	40 345
AUSTRIA	10 244	34 070	15 183	IRISH REP	3 246	6 600	2 953
PORTUGAL	247	1 552	666	DENMARK	32 662	41 297	18 379
SPAIN	1 135	3 452	1 542	GREECE	17 671	28 815	12 822
MALTA	319	1 891	837	ICELAND	1 332	1 310	570
YUGOSLAVIA	1 441	7 412	3 284	FAROE IS	135	162	72
TURKEY	130	730	320	NORWAY	28 129	33 460	14 875
USSR	704	1 357	588	SWEDEN	29 825	52 080	23 239
POLAND	441	2 308	1 007	FINLAND	20 642	37 290	16 547
CZECHOSLOVA	479	1 759	780	SWITZERLAND	62 511	82 221	36 572
HUNGARY	1 454	7 394	3 297	AUSTRIA	64 212	108 487	48 286
ROMANIA	214	2 058	900	PORTUGAL	6 526	12 276	5 427
BULGARIA	157	943	409	SPAIN	23 402	28 467	12 544
MOROCCO	3 249	2 970	1 345	ANDORRA	210	166	69
ALGERIA	66	249	114	MALTA	1 870	3 620	1 590
TUNISIA	553	2 910	1 301	YUGOSLAVIA	34 770	62 591	27 747
LIBYA	663	2 017	901	TURKEY	2 039	6 488	2 875
SUDAN	213	490	222	USSR	47 632	33 122	14 251
NIGERIA	45	145	65	POLAND	12 387	22 277	9 931
ZAMBIA	15	111	48	CZECHOSLOVA	3 032	8 369	3 691
REP S AFRICA	282	1 305	568	HUNGARY	11 068	22 106	9 688
USA	1 051	4 632	2 043	ROMANIA	5 345	13 609	5 977
CANADA	199	1 457	632	BULGARIA	9 244	11 385	4 945
COLOMBIA	8	71	34	CANARY IS	166	182	81
PERU	12	92	44	MOROCCO	1 485	2 074	930
BRAZIL	87	604	258	ALGERIA	2 445	5 599	2 466
CHILE	60	571	272	TUNISIA	2 391	5 396	2 411
BOLIVIA	6	113	54	LIBYA	1 520	2 499	1 121
ARGENTINA	45	268	116	EGYPT	3 114	5 005	2 207
CYPRUS	45	462	199	SUDAN	742	352	152
LEBANON	106	340	144	SENEGAL	354	203	89
IRAQ	564	1 298	577	SIERRA LEONE	359	136	59
IRAN	373	599	266	LIBERIA	64	76	35
ISRAEL	503	1 637	725	IVORY COAST	1 018	446	199
SAUDI ARABIA	41	361	150	GHANA	368	628	281
ARAB EMIRAT	107	160	70	BENIN	472	171	73
INDIA	22	85	38	NIGERIA	7 859	6 391	2 824
SRI LANKA	46	284	122	CAMEROON	1 784	977	434
BURMA	133	291	133	GABON	190	188	84
THAILAND	92	268	119	ZAIRE	287	351	153
INDONESIA	126	210	94	RWANDA	110	114	50
MALAYSIA	45	254	107	BURUNDI	116	73	32
SINGAPORE	147	539	232	ANGOLA	735	893	404
PHILIPPINES	109	510	227	ETHIOPIA	103	261	119
P REP CHINA	20	146	62	KENYA	632	931	408
SOUTH KOREA	85	379	169	TANZANIA	50	181	79
JAPAN	129	1 933	870	MOZAMBIQUE	26	117	54
TAIWAN	67	341	149	MADAGASCAR	152	255	116
HONG KONG	762	3 211	1 417	MAURITIUS	139	757	332
AUSTRALIA	213	1 048	465	ZAMBIA	980	989	438
NEW ZEALAND	159	548	234	ZIMBABWE	446	1 227	539
				MALAWI	277	198	87
				REP S AFRICA	8 720	22 471	9 964
				BOTSWANA	15	131	58
				USA	31 942	51 240	22 579
				CANADA	11 417	9 156	4 009
				MEXICO	1 458	3 493	1 544
				GUATEMALA	265	529	230
				REP HONDURAS	109	103	45
				EL SALVADOR	137	147	63
				COSTA RICA	41	122	52
				PANAMA	159	418	187
				CUBA	425	710	315
				REP HAITI	47	148	68
				DOMINIC REP	64	178	78
				BARBADOS	54	69	31
				TRINIDAD TOB	78	149	72
				COLOMBIA	495	1 475	649
				VENEZUELA	1 453	3 061	1 360
				ECUADOR	162	801	354
				PERU	491	1 127	501
				BRAZIL	1 099	4 576	2 032
				CHILE	6 057	5 698	2 490
				BOLIVIA	101	213	94
				PARAGUAY	26	118	53
				URUGUAY	345	634	275
				ARGENTINA	1 939	3 999	1 748
				CYPRUS	1 622	2 236	994

## 657 SPECIAL TEXTILE ETC PROD

IMPORTS	1 035 189	1 126 024	500 898
FRANCE	137 731	122 654	54 736
BELGIUM LUX	147 152	137 977	61 489
NETHERLANDS	168 571	167 856	74 656
ITALY	93 974	202 182	89 760
UNT D KINGDOM	50 185	48 025	21 207
IRISH REP	10 849	8 019	3 516
DENMARK	11 951	8 790	3 908
GREECE	73	113	49
NORWAY	8 519	9 196	4 137
SWEDEN	19 615	27 617	12 322
FINLAND	13 819	10 412	4 657
SWITZERLAND	35 417	67 066	29 905
AUSTRIA	48 645	48 008	21 235
PORTUGAL	39 159	10 667	4 711
SPAIN	12 727	11 162	5 023
MALTA	49	173	77
YUGOSLAVIA	12 428	6 859	3 050
USSR	263	129	54
POLAND	1 052	998	442
CZECHOSLOVA	13 243	4 115	1 812
HUNGARY	12 419	4 685	2 088
ROMANIA	33	139	62



## 6 IMPORTS AND EXPORTS (SPECIAL TRADE) BY GROUPS OF THE SITC-REV. II AND BY COUNTRIES OF PRODUCTION AND CONSUMPTION 1981

GROUP COUNTRY	DT = 100 KG	1 000 DM	1 000 \$	GROUP COUNTRY	DT = 100 KG	1 000 DM	1 000 \$
LEBANON	2 660	2 024	902	ICELAND	175	604	264
SYRIA	8 956	3 483	1 530	NORWAY	3 235	8 061	3 569
IPAW	14 050	10 969	4 802	SWEDEN	9 918	17 531	7 825
IRAN	7 358	8 904	3 887	FINLAND	1 006	2 114	935
ISRAEL	6 113	10 233	4 537	SWITZERLAND	26 336	64 263	28 381
JORDAN	3 900	1 755	780	AUSTRIA	29 303	62 698	27 832
SAUDI ARABIA	3 416	4 240	1 866	PORTUGAL	109	403	176
KUWAIT	1 404	2 508	1 079	SPAIN	774	2 167	973
BAHRAIN	80	95	41	ANDORRA	99	211	92
QATAR	137	363	160	VATICAN CITY	16	85	38
ARAB EMIRAT	771	1 785	797	MALTA	92	246	105
OMAN	144	721	311	YUGOSLAVIA	604	1 294	579
SOUTH YEMEN	32	183	82	TURKEY	1 055	741	320
PAKISTAN	1 404	2 455	1 084	USSR	29	244	107
INDIA	4 088	7 359	3 193	POLAND	256	476	215
BANGLADESH	22	140	60	CZECHOSLOVA	308	548	240
SRI LANKA	212	514	234	HUNGARY	700	454	199
BURMA	707	671	296	ROMANIA	181	228	100
THAILAND	1 161	1 921	853	BULGARIA	28	125	48
INDONESIA	1 897	3 546	1 549	CANARY IS	136	323	142
MALAYSIA	486	876	383	TUNISIA	527	1 648	757
SINGAPORE	1 608	2 877	1 299	LIBYA	12 302	38 090	16 875
PHILIPPINES	1 065	1 900	838	EGYPT	86	211	97
P. REP. CHINA	64	419	185	SUDAN	174	272	116
SOUTH KOREA	2 704	7 363	3 252	MALI	66	195	86
JAPAN	2 943	8 419	3 763	UPPER VOLTA	1 295	354	154
TAIWAN	1 323	3 457	1 535	SENEGAL	89	164	71
HONG KONG	9 825	18 243	8 090	IVORY COAST	407	74	30
AUSTRALIA	7 052	11 726	5 163	NIGERIA	482	1 273	566
NEW ZEALAND	1 135	2 280	1 006	CAMEROON	180	180	84
FR. POLYNESIA	31	82	33	ZAIRE	30	162	73
				ANGOLA	623	942	438
658 TEXTILE ARTICLES NES				JIBUTI	39	77	34
IMPORTS	688 983	926 386	412 469	SOMALIA	2 763	1 233	547
FRANCE	15 986	35 651	15 834	UGANDA	217	142	68
BELGIUM LUX	23 480	34 158	15 170	REP. S. AFRICA	1 647	4 991	2 196
NETHERLANDS	22 145	35 974	15 969	USA	4 222	12 062	5 273
ITALY	35 165	50 225	22 416	CANADA	693	2 263	1 003
UNTD KINGDOM	8 508	20 084	8 935	MEXICO	44	177	75
IRISH REP	2 971	6 342	2 787	EL SALVADOR	47	106	46
DENMARK	3 885	12 393	5 477	NICARAGUA	41	106	51
GREECE	49 990	68 929	30 640	COLOMBIA	4	89	38
ICELAND	18	71	32	VENEZUELA	165	393	162
NORWAY	379	1 594	702	PERU	133	121	54
SWEDEN	7 568	23 151	10 236	CHILE	733	1 297	564
FINLAND	2 183	7 423	3 299	ARGENTINA	75	259	115
SWITZERLAND	3 950	25 086	11 203	CYPRUS	86	269	122
AUSTRIA	13 183	29 179	12 971	LEBANON	79	285	125
PORTUGAL	30 015	54 550	24 224	SYRIA	22	86	36
SPAIN	2 577	5 539	2 391	IRAQ	1 209	2 014	886
MALTA	156	586	278	IRAN	201	789	351
YUGOSLAVIA	17 438	20 443	8 980	ISRAEL	1 513	696	308
TURKEY	2 907	5 786	2 569	JORDAN	519	343	144
USSR	1 719	987	448	SAUDI ARABIA	2 137	5 479	2 415
POLAND	17 155	15 709	7 010	KUWAIT	1 549	3 550	1 539
CZECHOSLOVA	33 449	33 298	14 834	BAHRAIN	133	318	143
HUNGARY	16 097	17 151	7 760	QATAR	93	333	143
ROMANIA	2 127	2 834	1 255	ARAB EMIRAT	244	674	299
BULGARIA	2 077	1 335	588	OMAN	35	155	67
ALBANIA	339	280	123	AFGHANISTAN	12	73	35
MOROCCO	2 690	3 182	1 400	PAKISTAN	317	855	394
TUNISIA	4 053	5 992	2 710	INDIA	181	340	153
EGYPT	2 013	1 903	848	THAILAND	67	287	124
LESOTHO	344	504	218	VIETNAM	56	66	31
USA	5 563	21 348	9 474	INDONESIA	50	264	113
CANADA	963	934	419	MALAYSIA	48	144	61
EL SALVADOR	114	263	125	SINGAPORE	843	2 801	1 219
PERU	80	458	197	P. REP. CHINA	41	85	39
BRAZIL	40 514	63 984	28 329	SOUTH KOREA	34	106	45
ARGENTINA	22	92	40	JAPAN	1 098	8 010	3 524
CYPRUS	29	75	34	TAIWAN	35	216	92
SYRIA	869	1 193	532	HONG KONG	1 182	1 023	439
IRAN	22	217	99	AUSTRALIA	1 857	4 651	2 048
ISRAEL	29 898	52 819	23 426	NEW ZEALAND	118	550	231
AFGHANISTAN	162	1 059	468				
PAKISTAN	33 922	25 404	11 382	659 FLOOR COVERINGS ETC			
INDIA	77 098	47 803	21 396	IMPORTS	1 985 424	2 430 696	1 086 665
BANGLADESH	39 692	7 788	3 472	FRANCE	41 968	23 445	10 422
SRI LANKA	82	243	102	BELGIUM LUX	997 482	625 849	279 557
THAILAND	9 568	6 290	2 805	NETHERLANDS	414 987	236 860	105 656
INDONESIA	313	570	259	ITALY	30 125	19 278	8 584
MALAYSIA	4 723	14 874	6 635	UNTD KINGDOM	29 899	33 710	15 052
SINGAPORE	64	204	95	IRISH REP	595	897	405
PHILIPPINES	1 656	5 216	2 336	DENMARK	38 966	24 509	10 904
P. REP. CHINA	54 678	62 324	28 158	GREECE	20 430	25 602	11 416
SOUTH KOREA	25 378	29 360	13 454	NORWAY	150	74	31
JAPAN	2 344	5 010	2 220	SWEDEN	4 341	3 588	1 583
TAIWAN	24 714	26 160	11 782	FINLAND	1 695	2 518	1 115
HONG KONG	8 202	21 682	9 597	SWITZERLAND	12 984	22 110	9 808
MACAO	1 514	3 899	3 996	AUSTRIA	63 362	38 397	17 111
AUSTRALIA	15	259	109	PORTUGAL	2 407	3 022	1 342
EXPORTS	324 747	568 874	252 597	SPAIN	3 930	2 259	988
FRANCE	27 427	60 000	26 804	YUGOSLAVIA	3 369	1 967	874
BELGIUM LUX	28 633	44 019	19 538	TURKEY	5 023	80 333	35 869
NETHERLANDS	110 521	133 941	59 840	USSR	4 501	36 018	25 049
ITALY	15 626	27 367	12 127	POLAND	2 729	217	96
UNTD KINGDOM	9 753	18 461	8 210	CZECHOSLOVA	7 655	6 221	2 740
IRISH REP	393	810	362	HUNGARY	26 470	6 293	2 815
DENMARK	15 687	16 826	7 447	ROMANIA	523	2 820	1 280
GREECE	1 049	2 237	998	BULGARIA	114	1 330	598
				ALBANIA	733	4 036	1 803
				MOROCCO	69 244	113 444	50 458

## 6 IMPORTS AND EXPORTS (SPECIAL TRADE) BY GROUPS OF THE SITC-REV. 11 AND BY COUNTRIES OF PRODUCTION AND CONSUMPTION 1981

GROUP COUNTRY	DT = 100 KG	1 000 DM	1 000 \$	GROUP COUNTRY	DT = 100 KG	1 000 DM	1 000 \$
ALGERIA	281	514	219	BELGIUM LUX	5 657 656	84 548	37 499
TUNISIA	3 135	24 623	10 858	NETHERLANDS	2 280 750	26 048	11 513
EGYPT	7 649	18 819	8 399	ITALY	4 289 654	363 359	160 548
ETHIOPIA	104	236	106	UNITD KINGDOM	50 011	7 390	3 219
MADAGASCAR	232	140	63	DENMARK	458 598	11 336	4 980
REP S AFRICA	86	286	125	GREECE	54 780	7 125	3 139
USA	5 100	5 981	2 687	NORWAY	3 884	539	238
CANADA	4 89	72	33	SWEDEN	251 066	3 993	1 727
MEXICO	3 678	1 549	713	FINLAND	4 068	516	224
REP HAITI	99	146	63	SWITZERLAND	519 785	16 930	7 410
PERU	29	160	70	AUSTRIA	344 401	12 031	5 230
BRAZIL	3 613	1 193	564	PORTUGAL	1 241 923	30 217	13 264
IRAN	20 792	453 720	203 877	SPAIN	257 391	19 545	8 682
ISRAEL	9 821	15 120	6 755	YUGOSLAVIA	42 604	1 461	634
ARAB EMIRAT	6	264	128	TURKEY	2 092	219	94
AFGHANISTAN	6 143	53 703	23 782	POLAND	203 484	2 025	886
PAKISTAN	15 782	146 318	65 628	CZECHOSLOVA	1 766 755	17 623	7 684
INDIA	94 488	292 636	131 364	HUNGARY	18 450	818	357
SRI LANKA	967	342	152	ROMANIA	206 317	4 444	1 969
NEPAL	1 732	12 976	5 729	BULGARIA	11 312	175	83
THAILAND	894	773	346	REP S AFRICA	1 239	147	62
INDONESIA	59	137	65	USA	20 784	2 965	1 320
PHILIPPINES	590	649	292	CANADA	91 575	5 138	2 248
P REP CHINA	17 780	49 105	21 788	MEXICO	653	470	212
SOUTH KOREA	4 521	9 012	4 002	BRAZIL	493	174	79
JAPAN	1 330	1 870	822	ISRAEL	4 224	259	119
TAIWAN	551	434	194	PAKISTAN	549	421	185
HONG KONG	1 940	4 433	1 968	INDIA	77 847	2 992	1 370
NEW ZEALAND	190	414	189	P REP CHINA	743	150	67
				SOUTH KOREA	203	100	47
EXPORTS	738 170	686 588	305 002	JAPAN	365	308	133
				TAIWAN	580	375	160
FRANCE	106 958	96 441	42 899	EXPORTS	31 970 801	475 896	210 028
BELGIUM LUX	62 144	71 174	31 662	FRANCE	1 022 864	33 093	14 718
NETHERLANDS	145 675	121 392	54 045	BELGIUM LUX	1 547 136	31 658	13 982
ITALY	53 899	45 442	20 286	NETHERLANDS	18 266 171	204 106	90 356
UNITD KINGDOM	45 914	33 449	14 860	ITALY	72 185	6 668	2 973
IRISH REP	4 100	1 762	776	UNITD KINGDOM	237 739	4 034	1 738
DENMARK	30 721	16 841	7 513	IRISH REP	60 274	746	328
GREECE	2 184	2 322	1 025	DENMARK	340 843	7 917	3 506
ICELAND	2 634	1 782	788	GREECE	1 736	173	77
FAROE IS	310	103	45	ICELAND	6 343	321	138
NORWAY	19 982	14 977	6 653	NORWAY	5 709	1 064	461
SWEDEN	38 003	28 637	12 799	SWEDEN	97 939	6 320	2 793
FINLAND	8 550	5 175	2 319	FINLAND	41 240	2 435	1 061
SWITZERLAND	88 394	109 296	48 393	SWITZERLAND	671 385	30 124	13 238
AUSTRIA	69 790	60 585	26 893	AUSTRIA	299 657	18 633	8 181
PORTUGAL	1 011	1 010	449	PORTUGAL	9 285	287	126
SPAIN	2 103	1 490	652	SPAIN	18 545	1 158	501
MALTA	79	84	38	YUGOSLAVIA	3 539	369	168
YUGOSLAVIA	753	924	404	TURKEY	4 044	74	33
TURKEY	279	769	328	USSR	15 570	3 111	1 431
USSR	793	1 412	621	POLAND	1 335	109	47
POLAND	331	756	337	CZECHOSLOVA	5 254	1 083	473
CZECHOSLOVA	112	284	127	HUNGARY	2 520	168	73
HUNGARY	89	219	95	ALGERIA	888	211	101
BULGARIA	107	81	34	TUNISIA	4 999	99	42
CANARY IS	458	423	188	LIBYA	79 627	2 258	965
TUNISIA	443	287	133	EGYPT	144 216	2 552	1 123
LIBYA	205	214	96	SUDAN	215 357	3 350	1 517
EGYPT	2 590	3 692	1 604	SIERRA LEONE	36 786	547	245
SUDAN	75	96	40	LIBERIA	6 952	179	80
NIGERIA	858	1 295	607	IVORY COAST	586 800	4 647	1 965
CAMEROON	143	171	74	GHANA	30 824	517	230
ANGOLA	71	130	53	NIGERIA	2 934 134	33 856	14 856
KENYA	48	87	40	ANGOLA	15 086	285	121
REUNION	138	109	54	ETHIOPIA	3 100	95	44
REP S AFRICA	2 228	2 334	1 023	SOMALIA	18 669	253	112
USA	6 866	15 219	6 637	TANZANIA	26 380	570	253
CANADA	722	3 214	1 401	REP S AFRICA	25 611	1 048	446
NETH ANTILL	265	122	55	USA	51 477	5 404	2 358
COLOMBIA	12	99	40	CANADA	4 093	543	233
SURINAM	101	72	31	MEXICO	10 583	645	296
BRAZIL	70	303	133	REP HONDURAS	10 426	197	86
CHILE	5 208	4 126	1 856	TRINIDAD TOB	3 986	94	43
URUGUAY	124	124	54	NETH ANTILL	6 663	160	70
ARGENTINA	333	411	179	COLOMBIA	2 300	90	38
CYPRUS	1 212	817	356	VENEZUELA	2 066 519	14 506	6 219
LEBANON	3 074	4 869	2 155	GUYANA	7 000	82	35
SYRIA	1 357	342	148	ECUADOR	12 854	355	156
IRAQ	530	620	277	PERU	3 530	203	89
IRAN	3 404	3 501	1 581	BRAZIL	9 588	591	268
ISRAEL	1 346	1 416	630	CHILE	632 614	6 195	2 738
JORDAN	604	382	167	BOLIVIA	5 100	112	51
SAUDI ARABIA	10 434	11 974	5 366	ARGENTINA	35 878	626	280
KUWAIT	461	629	286	IRAQ	364 877	5 690	2 516
BAHRAIN	111	81	33	IRAN	1 360	132	58
QATAR	212	198	87	ISRAEL	174 583	2 653	1 189
ARAB EMIRAT	1 273	3 447	1 460	JORDAN	860	74	32
OMAN	76	73	32	SAUDI ARABIA	474 180	10 643	4 707
INDONESIA	87	88	40	KUWAIT	56 143	4 799	2 117
SINGAPORE	1 242	1 043	472	BAHRAIN	3 676	140	65
P REP CHINA	1	92	42	QATAR	96 865	2 510	1 135
JAPAN	3 844	4 006	1 746	ARAB EMIRAT	799 605	6 614	2 855
TAIWAN	711	292	126	OMAN	167 790	4 937	2 218
HONG KONG	156	165	69	NORTH YEMEN	19 231	492	212
AUSTRALIA	1 286	2 656	1 172	SOUTH YEMEN	5 000	101	47
FR POLYNESIA	113	74	33	PAKISTAN	14 707	343	149
				INDONESIA	201	136	54
661 CEMENT ETC BUILDING PROD				BRUNEI	8 911	168	74
IMPORTS	23 831 259	737 306	325 341	SINGAPORE	23 751	414	191
FRANCE	5 966 145	113 240	49 862	JAPAN	657	91	41

## 6 IMPORTS AND EXPORTS (SPECIAL TRADE) BY GROUPS OF THE SITC-REV. II AND BY COUNTRIES OF PRODUCTION AND CONSUMPTION 1981

GROUP COUNTRY	DT = 100 KG	1 000 DM	1 000 \$	GROUP COUNTRY	DT = 100 KG	1 000 DM	1 000 \$
HONG KONG	2 590	783	359	COLOMBIA	10 357	1 033	472
AUSTRALIA	19 518	592	262	VENEZUELA	59 133	6 173	2 713
662 CLAY, REFRACTORY BLDG PRD				SURINAM	1 021	117	51
IMPORTS	19 130 006	1 220 409	541 677	FRENCH GUIAN	736	109	52
FRANCE	2 205 861	102 550	45 425	ECUADOR	20 525	2 562	1 173
BELGIUM LUX	924 741	41 798	18 374	PERU	4 410	686	313
NETHERLANDS	5 880 322	187 037	82 315	BRAZIL	191 884	20 158	8 860
ITALY	5 799 528	593 962	264 019	CHILE	4 569	775	341
UNITED KINGDOM	232 554	21 656	9 671	BOLIVIA	11 847	1 369	625
IRISH REP	145 897	12 460	5 544	URUGUAY	735	199	91
DENMARK	764 034	16 216	7 136	ARGENTINA	21 329	3 677	1 628
GREECE	47 124	5 099	2 297	CYPRUS	17 703	1 848	802
NORWAY	115 406	6 006	2 649	LEBANON	14 546	1 721	749
SWEDEN	103 479	4 146	1 842	SYRIA	21 144	2 105	939
SWITZERLAND	161 295	13 905	6 178	IRAQ	175 036	23 290	10 239
AUSTRIA	1 019 014	50 344	22 216	IRAN	30 332	4 484	1 967
PORTUGAL	60 040	4 250	1 923	ISRAEL	13 066	1 953	878
SPAIN	656 637	56 299	25 112	JORDAN	9 080	1 234	560
YUGOSLAVIA	114 894	9 068	4 004	SAUDI ARABIA	494 895	44 330	19 728
TURKEY	41 690	2 238	992	KUWAIT	45 856	4 751	2 070
POLAND	17 899	1 215	548	BAHRAIN	7 357	594	261
CZECHOSLOVAKIA	275 779	10 222	4 451	QATAR	13 868	1 417	628
HUNGARY	45 480	3 323	1 462	ARAB EMIRAT	230 505	15 401	6 692
ROMANIA	1 359	88	36	OMAN	1 980	328	144
REP S AFRICA	19 920	1 754	786	NORTH YEMEN	302	73	34
USA	19 591	5 507	2 466	AFGHANISTAN	594	66	31
CANADA	21 024	2 775	1 205	PAKISTAN	21 486	2 649	1 163
BRAZIL	13 179	1 427	618	INDIA	4 377	1 264	572
ISRAEL	11 610	812	372	BANGLADESH	841	252	112
SRI LANKA	3 331	431	209	SRI LANKA	8 609	1 055	480
THAILAND	127 900	16 909	7 895	BURMA	2 774	678	330
PHILIPPINES	14 652	2 003	929	THAILAND	29 658	2 211	966
SOUTH KOREA	112 434	14 520	6 649	INDONESIA	91 706	12 418	5 552
JAPAN	171 416	32 149	14 244	MALAYSIA	37 029	3 230	1 476
TAIWAN	497	76	35	BRUNEI	2 980	299	136
EXPORTS	14 984 274	1 531 601	678 395	SINGAPORE	49 791	5 794	2 578
FRANCE	3 304 710	406 092	179 749	PHILIPPINES	4 151	642	268
BELGIUM LUX	2 117 884	160 054	70 892	P REP CHINA	2 566	471	216
NETHERLANDS	1 113 477	92 810	41 344	SOUTH KOREA	71 981	10 621	4 667
ITALY	696 247	80 820	35 958	JAPAN	25 862	4 608	2 046
UNITED KINGDOM	260 132	33 587	14 849	TAIWAN	151 833	13 929	6 283
IRISH REP	20 962	2 741	1 196	HONG KONG	61 356	7 297	3 227
DENMARK	289 083	25 498	11 315	AUSTRALIA	35 994	4 976	2 178
GREECE	116 177	14 851	6 560	PAPUA NEW G	2 050	543	250
ICELAND	4 964	569	249	NEW ZEALAND	1 172	127	59
NORWAY	113 253	13 202	5 877	NEW CALEDONIA	13 654	1 845	788
SWEDEN	311 850	33 636	14 963	FR POLYNESIA	1 146	163	69
FINLAND	116 186	12 527	5 525	663 OTH NONMETAL MINERAL MFS			
SWITZERLAND	1 299 497	75 709	33 482	IMPORTS	10 590 381	992 639	439 304
AUSTRIA	1 096 359	96 829	42 705	FRANCE	1 317 224	162 035	71 786
PORTUGAL	76 238	10 677	4 685	BELGIUM LUX	954 164	91 541	40 290
SPAIN	136 495	19 287	8 535	NETHERLANDS	3 090 007	136 117	60 328
YUGOSLAVIA	100 358	15 721	7 019	ITALY	998 845	95 432	42 293
TURKEY	64 391	10 169	4 435	UNITED KINGDOM	115 473	79 520	35 144
USSR	43 097	6 026	2 621	IRISH REP	10 937	9 089	4 023
POLAND	15 298	3 616	1 579	DENMARK	1 865 061	75 754	33 431
CZECHOSLOVAKIA	69 361	9 659	4 280	GREECE	4 231	872	405
HUNGARY	127 313	17 746	7 867	NORWAY	11 978	4 153	1 839
ROMANIA	130 001	11 959	5 404	SWEDEN	131 902	17 787	7 880
BULGARIA	82 321	10 794	4 703	FINLAND	32 892	4 578	2 014
ALBANIA	2 135	779	363	SWITZERLAND	280 223	30 342	13 433
CANARY IS	4 915	516	233	AUSTRIA	1 193 782	130 901	58 087
MOROCCO	11 006	1 047	460	PORTUGAL	1 784	1 084	475
ALGERIA	175 240	17 025	7 533	SPAIN	70 177	19 171	8 446
TUNISIA	42 569	5 021	2 215	YUGOSLAVIA	60 396	6 842	3 007
LIBYA	49 827	6 572	2 877	POLAND	29 369	1 758	789
EGYPT	73 888	8 557	3 727	CZECHOSLOVAKIA	334 296	6 033	2 674
SUDAN	596	104	44	HUNGARY	9 211	1 032	452
UPPER VOLTA	822	88	39	ROMANIA	10 316	2 927	1 294
NIGER	6 554	740	335	TUNISIA	1 172	220	103
SENEGAL	3 180	369	165	REP S AFRICA	1 495	1 259	550
IVORY COAST	11 383	1 316	579	USA	31 704	73 517	32 555
GHANA	325	112	48	CANADA	5 965	3 498	1 551
TOGO	11 948	1 413	653	MEXICO	109	130	57
BENIN	8 237	798	360	VENEZUELA	31	84	36
NIGERIA	64 156	10 861	4 887	BRAZIL	2 412	4 343	1 922
CAMEROON	19 437	1 261	570	PARAGUAY	26	91	40
GABON	6 612	871	376	ISRAEL	1 710	5 001	2 252
CONGO	8 897	1 400	633	INDIA	263	1 111	487
ZAIRE	4 260	488	230	P REP CHINA	3 239	1 652	730
RWANDA	491	102	49	SOUTH KOREA	6 982	4 185	1 924
ANGOLA	3 215	431	183	JAPAN	4 755	13 171	5 805
KENYA	13 591	1 730	759	TAIWAN	8 567	7 010	3 033
UGANDA	1 697	156	66	EXPORTS	11 432 463	1 603 606	710 301
TANZANIA	7 504	1 121	499	FRANCE	2 519 499	278 339	123 643
REUNION	4 709	566	246	BELGIUM LUX	2 013 797	109 102	48 192
ZAMBIA	10 635	378	411	NETHERLANDS	2 342 441	150 641	66 845
ZIMBABWE	1 927	437	195	ITALY	397 055	130 889	58 193
REP S AFRICA	190 162	23 392	10 481	UNITED KINGDOM	204 167	99 439	44 040
USA	260 478	29 642	13 005	IRISH REP	15 659	6 274	2 755
CANADA	140 899	16 291	7 233	DENMARK	103 574	26 534	11 783
MEXICO	59 867	10 321	4 501	GREECE	25 493	13 883	6 143
COSTA RICA	1 320	106	48	ICELAND	958	516	225
PANAMA	1 718	292	127	NORWAY	122 398	23 720	10 519
CUBA	1 194	140	63	SWEDEN	139 842	45 989	20 473
GUADELOUPE	19 441	2 767	1 235	FINLAND	30 219	22 704	10 063
MARTINIQUE	14 774	2 072	921	SWITZERLAND	1 862 029	108 623	47 993
TRINIDAD TOS	9 603	926	452	AUSTRIA	728 329	101 989	45 104
NETH ANTILL	2 105	282	124	PORTUGAL	16 451	11 660	5 166

## 6 IMPORTS AND EXPORTS (SPECIAL TRADE) BY GROUPS OF THE SITC-REV. II AND BY COUNTRIES OF PRODUCTION AND CONSUMPTION 1981

GROUP COUNTRY	DT = 100 KG	1 000 DM	1 000 \$	GROUP COUNTRY	DT = 100 KG	1 000 DM	1 000 \$
SPAIN	89 529	31 223	13 882	664 GLASS			
MALTA	871	498	213				
YUGOSLAVIA	62 024	30 483	13 450	IMPORTS	5 493 676	914 305	405 694
TURKEY	19 415	9 705	4 238				
USSR	47 823	30 741	13 585	FRANCE	682 761	120 723	53 632
POLAND	16 188	12 993	5 755	BELGIUM LUX	1 775 631	230 842	102 489
CZECHOSLOVA	12 071	14 934	6 563	NETHERLANDS	842 440	79 507	35 305
HUNGARY	28 561	19 943	8 810	ITALY	661 360	133 302	59 245
ROMANIA	18 494	13 122	5 751	UNTD KINGDOM	164 987	45 279	20 064
BULGARIA	9 032	7 660	3 360	IRISH REP	7 069	6 254	2 750
ALBANIA	1 149	367	162	DENMARK	113 854	20 720	9 204
CANARY IS	248	253	114	NORWAY	2 291	743	337
MOROCCO	1 764	1 387	598	SWEDEN	208 637	37 436	16 570
ALGERIA	30 472	5 422	2 411	FINLAND	115 912	43 551	19 401
TUNISIA	602	624	275	SWITZERLAND	49 066	13 337	5 905
LIBYA	25 667	5 734	2 599	AUSTRIA	120 896	16 139	7 130
EGYPT	23 067	6 430	2 858	SPAIN	40 331	9 934	4 425
SUDAN	6 373	556	246	YUGOSLAVIA	3 658	1 535	683
SENEGAL	335	101	47	TURKEY	9 593	732	317
REP GUINEA	30	70	35	USSR	87 003	3 659	1 606
LIBERIA	379	331	146	POLAND	115 102	3 453	1 529
IVORY COAST	732	640	285	CZECHOSLOVA	192 443	13 836	6 165
GHANA	1 027	726	337	HUNGARY	91 323	6 070	2 711
NIGERIA	26 518	10 964	4 881	ROMANIA	25 966	1 883	831
CAMEROON	312	359	159	USA	125 282	86 774	38 381
GABON	336	328	139	CANADA	29 739	16 078	7 104
CONGO	138	158	71	MEXICO	337	259	122
ZAIRE	1 026	456	205	PERU	51	116	54
BURUNDI	47	83	35	BRAZIL	6 737	2 673	1 081
ANGOLA	767	1 003	453	ISRAEL	3 144	604	268
ETHIOPIA	612	281	121	MALAYSIA	447	2 842	1 276
KENYA	3 092	672	286	SINGAPORE	11	66	31
TANZANIA	179	230	100	P REP CHINA	412	162	72
MAURITIUS	200	118	53	SOUTH KOREA	16	89	38
ZAMBIA	452	544	237	JAPAN	12 449	10 570	4 701
ZIMBABWE	979	509	225	TAIWAN	2 392	2 032	898
REP S AFRICA	39 213	18 643	8 232	HONG KONG	2 282	2 916	1 285
SWAZILAND	1 672	1 152	497	AUSTRALIA	1	72	32
USA	68 155	64 654	28 560				
CANADA	14 010	9 204	4 067	EXPORTS	5 658 956	1 186 141	526 689
MEXICO	7 851	6 393	2 850				
GUATEMALA	598	581	250	FRANCE	806 644	155 600	69 005
REP HONDURAS	175	109	50	BELGIUM LUX	345 184	63 962	28 469
EL SALVADOR	514	266	114	NETHERLANDS	967 878	115 737	51 299
NICARAGUA	73	75	30	ITALY	712 663	131 142	58 573
COSTA RICA	323	413	182	UNTD KINGDOM	343 121	92 329	40 831
PANAMA	251	100	44	IRISH REP	21 715	4 388	1 930
CUBA	685	676	296	DENMARK	98 025	23 102	10 321
BAHAMAS	2 318	228	96	GREECE	53 935	9 081	4 066
DOMINIC REP	733	537	233	ICELAND	2 106	609	262
GUADELOUPE	58	91	39	NORWAY	111 361	24 022	10 626
MARTINIQUE	57	94	42	SWEDEN	128 215	37 871	16 860
JAMAICA	57	93	41	FINLAND	134 152	21 975	9 825
TRINIDAD TOB	79	192	82	SWITZERLAND	391 002	84 835	37 858
NETH ANTILL	2 693	314	142	AUSTRIA	581 624	91 166	40 485
COLOMBIA	543	738	326	PORTUGAL	5 879	4 689	2 092
VENEZUELA	5 592	4 441	1 955	SPAIN	40 388	11 249	4 987
SURINAM	221	145	65	GIBRALTAR	374	64	30
ECUADOR	6 055	1 357	612	MALTA	1 313	235	104
PERU	1 188	2 064	913	YUGOSLAVIA	72 371	16 642	7 397
BRAZIL	14 582	14 192	6 260	TURKEY	20 882	5 520	2 403
CHILE	2 573	2 267	993	USSR	1 330	1 354	582
BOLIVIA	113	124	56	POLAND	6 368	2 364	1 042
PARAGUAY	114	112	45	CZECHOSLOVA	1 096	2 746	1 194
URUGUAY	1 136	682	311	HUNGARY	46 086	11 123	4 906
ARGENTINA	12 652	5 678	2 529	ROMANIA	19 777	3 671	1 591
CYPRUS	2 364	694	306	BULGARIA	6 005	3 302	1 476
LEBANON	2 257	1 619	715	CANARY IS	485	183	80
SYRIA	18 762	3 937	1 721	MOROCCO	856	207	89
IRAQ	17 548	7 407	3 252	ALGERIA	50 873	6 180	2 772
IRAN	34 837	13 159	5 767	TUNISIA	1 445	182	83
ISRAEL	8 217	6 941	3 075	LIBYA	53 350	5 540	2 447
JORDAN	3 968	2 028	888	EGYPT	12 490	2 701	1 215
SAUDI ARABIA	50 170	16 604	7 287	SUDAN	184	67	33
KUWAIT	9 669	2 819	1 267	SENEGAL	1 451	207	90
BAHRAIN	1 823	434	189	LIBERIA	1 287	410	178
QATAR	11 880	1 743	771	IVORY COAST	623	270	120
ARAB EMIRAT	55 654	5 469	2 385	GHANA	207	106	51
OMAN	914	275	120	NIGERIA	21 020	5 930	2 641
SOUTH YEMEN	941	124	56	CAMEROON	510	194	88
AFGHANISTAN	545	199	89	ANGOLA	582	258	115
PAKISTAN	6 990	3 350	1 497	KENYA	415	227	102
INDIA	8 855	8 770	3 936	TANZANIA	429	97	42
BANGLADESH	284	197	86	REUNION	3 180	575	255
SRI LANKA	729	321	150	MAURITIUS	521	93	41
BURMA	81	285	126	ZAMBIA	362	235	106
THAILAND	3 397	4 514	1 991	ZIMBABWE	4 741	721	332
VIETNAM	259	85	41	REP S AFRICA	46 822	13 031	5 764
INDONESIA	16 158	7 948	3 575	USA	108 774	96 289	42 575
MALAYSIA	3 832	3 561	1 586	CANADA	9 764	3 806	1 660
SINGAPORE	4 871	5 194	2 290	MEXICO	3 429	1 708	764
PHILIPPINES	1 755	1 492	657	GUATEMALA	698	103	47
MONGOL P REP	49	68	32	REP HONDURAS	1 053	224	99
P REP CHINA	365	494	222	COSTA RICA	1 042	182	82
SOUTH KOREA	3 542	3 230	1 407	PANAMA	380	88	36
JAPAN	3 182	5 707	2 532	CUBA	591	185	83
TAIWAN	5 730	4 272	1 890	DOMINIC REP	1 720	310	133
HONG KONG	2 092	2 343	1 039	MARTINIQUE	1 928	340	153
AUSTRALIA	11 633	10 840	4 784	BARBADOS	374	74	32
NEW ZEALAND	560	786	342	TRINIDAD TOB	3 313	537	235
NEW CALEDON	125	159	72	NETH ANTILL	610	139	61
FR POLYNESIA	104	137	62	COLOMBIA	2 996	955	420
UNID COUNTR	110	175	74	VENEZUELA	2 777	1 281	558
				SURINAM	595	180	78

## 6 IMPORTS AND EXPORTS (SPECIAL TRADE) BY GROUPS OF THE SITC-REV. II AND BY COUNTRIES OF PRODUCTION AND CONSUMPTION 1981

GROUP COUNTRY	DT = 100 KG	1 000 DM	1 000 \$	GROUP COUNTRY	DT = 100 KG	1 000 DM	1 000 \$
ECUADOR	2 939	749	338	HUNGARY	2 027	1 986	864
PERU	423	181	81	ROMANIA	358	444	209
BRAZIL	2 064	2 760	1 218	BULGARIA	857	1 876	811
CHILE	1 377	1 051	478	CANARY IS	855	670	285
BOLIVIA	226	71	31	MOROCCO	8 988	1 118	490
URUGUAY	129	115	54	ALGERIA	525	2 191	928
ARGENTINA	2 538	1 414	636	TUNISIA	1 321	645	281
CYPRUS	1 429	451	198	LIBYA	1 111	1 787	795
LEBANON	3 406	1 020	461	EGYPT	1 176	1 855	814
SYRIA	3 393	1 133	518	SUDAN	186	196	85
IRAQ	26 722	6 672	2 998	SENEGAL	14	95	42
IRAN	5 107	2 032	888	GAMBIA	1 015	101	45
ISRAEL	30 408	4 619	2 032	IVORY COAST	895	350	157
JORDAN	2 846	1 372	600	GHANA	56	94	42
SAUDI ARABIA	47 590	11 825	5 184	TOGO	1 480	205	90
KUWAIT	8 862	2 307	1 023	NIGERIA	11 283	3 862	1 705
BAHRAIN	505	89	41	GABON	29	30	37
QATAR	2 237	698	301	ZAIRE	36	75	34
ARAB EMIRAT	11 471	2 281	997	ANGOLA	495	779	364
OMAN	1 442	281	120	ETHIOPIA	86	144	61
NORTH YEMEN	883	174	74	KENYA	524	591	266
AFGHANISTAN	283	70	31	TANZANIA	2 344	238	126
PAKISTAN	1 389	631	282	SEYCHELLES	1 647	429	177
INDIA	11 834	4 460	1 985	ZIMBABWE	207	353	159
BANGLADESH	280	77	35	REP S AFRICA	11 799	8 304	3 653
SRI LANKA	176	89	40	USA	59 067	80 764	35 709
THAILAND	8 247	2 484	1 119	CANADA	4 846	6 832	3 009
INDONESIA	2 448	682	302	MEXICO	1 688	3 282	1 454
MALAYSIA	5 487	2 352	1 034	BERMUDA	102	156	72
SINGAPORE	3 203	4 698	2 098	GUATEMALA	632	764	339
PHILIPPINES	1 769	459	209	COSTA RICA	232	408	176
P REP CHINA	1 986	1 494	665	PANAMA	1 194	283	128
SOUTH KOREA	4 715	1 327	582	CUBA	1 232	549	237
JAPAN	32 976	31 290	13 888	REP HAITI	116	94	44
TAIWAN	8 294	3 961	1 800	BAHAMAS	87	204	86
HONG KONG	16 126	4 740	2 115	DOMINIC REP	59	104	47
AUSTRALIA	123 633	19 983	8 850	GUADELOUPE	2 434	249	120
PAPUA NEW G	847	122	54	BARBADOS	23	141	62
NEW ZEALAND	10 592	2 542	1 108	TRINIDAD TOB	482	270	119
				NETH ANTILL	53	158	68
				COLOMBIA	595	875	386
665 GLASSWARE				VENEZUELA	5 563	4 669	2 054
IMPORTS	3 322 448	635 410	282 368	ECUADOR	2 063	1 084	473
FRANCE	554 883	162 786	72 398	PEPU	1 103	1 385	624
BELGIUM LUX	583 393	63 612	28 314	BRAZIL	1 930	2 716	1 225
NETHERLANDS	695 446	59 110	26 269	CHILE	1 722	2 100	927
ITALY	277 908	81 214	36 114	BOLIVIA	198	289	128
UNITD KINGDOM	67 841	22 492	9 929	PARAGUAY	57	139	59
IRISH REP	255	710	311	URUGUAY	149	276	119
DENMARK	20 849	9 955	4 422	ARGENTINA	2 261	1 603	720
NORWAY	69	110	49	CYPRUS	2 577	1 389	620
SWEDEN	12 780	7 359	3 308	LEBANON	579	676	315
FINLAND	1 905	2 116	945	SYRIA	298	490	213
SWITZERLAND	210 658	19 835	8 804	IRAQ	1 832	2 813	1 263
AUSTRIA	173 996	47 001	20 759	IRAN	21 352	11 247	4 918
PORTUGAL	10 211	9 460	4 200	ISRAEL	5 715	4 254	1 867
SPAIN	18 410	9 554	4 220	JORDAN	386	591	260
YUGOSLAVIA	24 826	11 665	5 223	SAUDI ARABIA	5 797	7 057	3 104
TURKEY	23 175	14 779	6 552	KUWAIT	26 503	3 500	1 512
POLAND	122 147	10 051	4 497	BAHRAIN	79	155	69
CZECHOSLOVA	195 908	19 617	8 694	QATAR	218	346	143
HUNGARY	226 156	13 519	6 079	ARAB EMIRAT	1 218	956	423
ROMANIA	26 840	16 811	7 510	OMAN	237	116	50
BULGARIA	343	533	236	AFGHANISTAN	939	574	249
USA	28 562	24 550	10 890	PAKISTAN	2 280	1 533	666
CANADA	288	145	65	INDIA	218	1 043	464
MEXICO	5 191	2 902	1 299	BANGLADESH	254	294	130
BRAZIL	141	287	122	SRI LANKA	467	297	139
ISRAEL	399	748	330	BURMA	533	527	233
INDIA	6 104	4 046	1 820	THAILAND	1 292	1 192	532
THAILAND	3 565	2 271	1 007	INDONESIA	3 699	2 110	933
P REP CHINA	4 609	1 557	683	MALAYSIA	900	823	365
SOUTH KOREA	68	80	33	SINGAPORE	1 799	2 865	1 290
JAPAN	8 124	4 250	1 860	PHILIPPINES	400	592	272
TAIWAN	12 600	8 427	3 695	P REP CHINA	11	67	31
HONG KONG	1 758	2 118	964	NORTH KOREA	18	129	57
AUSTRALIA	1 525	630	275	SOUTH KOREA	174	1 357	594
NEW ZEALAND	1 204	802	358	JAPAN	7 197	13 869	6 216
EXPORTS	4 402 458	892 769	395 201	TAIWAN	408	686	298
FRANCE	852 409	126 090	55 905	HONG KONG	641	2 472	1 090
BELGIUM LUX	638 041	76 427	33 939	AUSTRALIA	10 186	9 164	4 010
NETHERLANDS	1 617 804	154 146	68 050	NEW ZEALAND	1 350	1 741	755
ITALY	167 313	55 088	24 634	FR POLYNESIA	1 773	177	78
UNITD KINGDOM	113 040	40 685	17 933	666 POTTERY			
IRISH REP	29 789	5 097	2 239	IMPORTS	683 270	521 368	231 394
DENMARK	89 668	20 338	8 987	FRANCE	55 727	36 163	16 167
GREECE	130 887	26 971	11 884	BELGIUM LUX	16 736	27 001	11 929
ICELAND	273	336	149	NETHERLANDS	26 949	21 744	9 680
NORWAY	14 595	9 614	4 251	ITALY	186 039	101 355	45 100
SWEDEN	22 851	14 704	6 525	UNITD KINGDOM	100 883	86 236	38 399
FINLAND	5 727	4 644	2 068	IRISH REP	5 305	4 173	1 840
SWITZERLAND	302 154	65 452	28 956	DENMARK	8 515	23 064	10 215
AUSTRIA	124 969	47 702	21 246	GREECE	462	357	162
PORTUGAL	1 966	2 047	907	NORWAY	233	450	198
SPAIN	32 110	21 374	9 531	SWEDEN	3 364	4 400	1 961
MALTA	1 591	2 045	912	FINLAND	1 616	2 158	966
YUGOSLAVIA	17 499	3 455	1 523	SWITZERLAND	3 577	6 493	2 878
TURKEY	216	379	165	AUSTRIA	5 514	5 278	2 330
USSR	125	89	383	PORTUGAL	23 483	13 946	6 196
POLAND	258	407	191	SPAIN	8 542	6 893	3 045
CZECHOSLOVA	461	521	226	YUGOSLAVIA	438	372	165

6 IMPORTS AND EXPORTS (SPECIAL TRADE) BY GROUPS OF THE SITC-REV. II AND BY COUNTRIES OF PRODUCTION AND CONSUMPTION 1981

GROUP COUNTRY	DT = 100 KG	1 000 DM	1 000 \$	GROUP COUNTRY	DT = 100 KG	1 000 DM	1 000 \$
TURKEY	519	760	337	667 PEARL,PREC-,SEMI-P STONE			
USSR	79	146	61				
POLAND	797	398	179	IMPORTS	13 885	831 075	370 117
CZECHOSLOVA	3 723	2 086	931	FRANCE	37	9 890	4 326
HUNGARY	1 535	4 707	2 096	NETHERLANDS	264	13 659	6 052
ROMANIA	319	125	56	ITALY	167	1 457	644
BULGARIA	944	439	195	UNITD KINGDOM	16	8 132	3 634
MOROCCO	247	83	35	IRISH REP		81	35
USA	700	3 135	1 383	NORWAY		118	53
MEXICO	1 777	1 819	807	SWEDEN	8	336	144
PERU	78	128	55	SWITZERLAND	128	76 741	33 741
BRAZIL	320	241	103	AUSTRIA		3 637	1 608
CHILE	1 545	1 486	652	PORTUGAL		223	98
URUGUAY	160	741	331	TURKEY	203	188	79
ISRAEL	276	310	135	USSR	3	66 996	29 680
INDIA	162	192	89	CZECHOSLOVA	2	66	30
SRI LANKA	686	630	275	BULGARIA	33	691	301
THAILAND	2 531	1 244	546	GAMFIA		128	58
MALAYSIA	660	144	65	NIGERIA		141	59
PHILIPPINES	1 658	1 359	614	ZAIRE	36	121	52
P REP CHINA	13 133	6 410	2 851	KENYA	26	5 104	2 250
SOUTH KOREA	88 180	46 094	20 221	TANZANIA	21	1 238	560
JAPAN	49 262	63 491	28 246	MADAGASCAR	141	1 141	508
TAIWAN	65 370	43 494	19 189	ZAMBIA	257	2 378	1 024
HONG KONG	778	1 092	480	ZIMBABWE	1	573	249
EXPORTS	663 311	717 848	318 452	REP S AFRICA	878	7 006	3 108
FRANCE	102 351	83 374	37 124	USA	1 325	41 457	18 460
BELGIUM LUX	41 996	39 873	17 774	CANADA		111	49
NETHERLANDS	97 988	64 073	28 568	MEXICO	6	138	60
ITALY	151 612	156 416	69 448	PANAMA		763	321
UNITD KINGDOM	28 747	23 796	10 546	NETH ANTILL		104	44
IRISH REP	380	265	116	COLOMBIA		7 095	3 086
DENMARK	16 944	14 868	6 570	PERU	87	116	50
GREECE	10 348	7 183	3 167	BRAZIL	8 791	35 312	15 576
ICELAND	727	1 422	623	URUGUAY	213	351	156
NORWAY	13 853	14 245	6 256	ARGENTINA	160	738	331
SWEDEN	27 278	32 619	14 435	LEBANON		126	57
FINLAND	2 096	1 946	874	IRAN		397	164
SWITZERLAND	43 034	50 800	22 575	ISRAEL	9	78 037	35 295
AUSTRIA	40 150	48 941	21 693	SAUDI ARABIA		323	145
PORTUGAL	166	623	276	ARAB EMIRAT		1 280	570
SPAIN	6 755	7 536	3 332	AFGHANISTAN	148	1 755	787
ANDORRA	156	282	120	PAKISTAN	251	7 206	3 376
MALTA	137	229	100	INDIA	199	47 480	21 173
YUGOSLAVIA	445	559	272	SRI LANKA		1 726	776
TURKEY	185	209	92	THAILAND	13	44 501	19 929
HUNGARY	1 695	635	286	SINGAPORE		279	124
CANARY IS	103	275	120	P REP CHINA	8	3 989	1 761
MOROCCO	688	470	202	SOUTH KOREA		884	389
ALGERIA	134	210	92	JAPAN	113	89 385	40 131
TUNISIA	82	81	35	TAIWAN	2	648	285
LIBYA	455	809	345	HONG KONG	121	16 111	7 198
EGYPT	558	848	374	AUSTRALIA	173	5 006	2 257
NIGERIA	103	158	72	EXPORTS	2 051	449 361	199 985
ZAIRE	55	106	48	FRANCE	62	23 067	10 330
REUNION	61	85	36	NETHERLANDS	115	14 487	6 430
REP S AFRICA	1 052	1 630	708	ITALY	249	25 361	11 306
USA	47 190	109 857	48 637	UNITD KINGDOM	18	43 588	19 267
CANADA	7 056	15 586	6 850	DENMARK	2	796	348
MEXICO	349	1 197	523	GREECE		374	167
BERMUDA	181	1 044	461	NORWAY	7	3 399	1 448
PANAMA	57	221	97	SWEDEN	7	1 348	586
WEST INDIES	12	66	30	FINLAND		535	238
BAHAMAS	119	668	295	SWITZERLAND	163	111 773	50 539
DOMINIC REP	110	199	90	AUSTRIA	135	9 418	4 118
AM VIRGIN IS	116	393	168	PORTUGAL		558	243
CAYMAN IS	14	103	44	SPAIN	6	2 333	1 019
JAMAICA	32	266	117	ANDORRA		391	181
BARBADOS	146	427	190	YUGOSLAVIA	94	829	371
TRINIDAD TOB	52	108	45	TURKEY		84	38
NETH ANTILL	115	978	436	USSR	100	192	88
COLOMBIA	15	254	118	CZECHOSLOVA	4	119	53
VENEZUELA	1 078	1 759	773	HUNGARY		583	240
ECUADOR	202	438	195	BULGARIA		78	34
PERU	46	127	55	MAURITANIA		185	82
BRAZIL	8	89	37	MALI	14	714	323
CHILE	133	408	181	LIBERIA		97	46
PARAGUAY	73	168	74	KENYA	3	354	153
URUGUAY	41	87	42	REP S AFRICA	3	1 729	764
ARGENTINA	210	469	217	USA	109	78 740	34 744
CYPRUS	293	540	237	CANADA		5 131	2 286
LEBANON	340	471	216	MEXICO		244	105
IRAQ	798	1 464	644	PANAMA		475	212
ISRAEL	1 451	1 932	859	COLOMBIA		201	90
JORDAN	99	221	99	VENEZUELA	6	341	147
SAUDI ARABIA	1 112	2 478	1 104	ECUADOR		267	117
KUWAIT	647	1 573	676	BRAZIL		1 390	609
BAPRAIN	70	94	43	CHILE		294	130
QATAR	374	836	370	ARGENTINA	3	94	43
ARAB EMIRAT	502	821	359	CYPRUS		192	83
OMAN	39	102	45	LEBANON	2	566	245
INDONESIA	48	127	55	IRAN	1	72	31
MALAYSIA	35	72	30	ISRAEL	1	6 883	3 041
SINGAPORE	532	1 091	477	JORDAN		1 793	773
PHILIPPINES	258	597	260	SAUDI ARABIA	44	3 639	1 623
JAPAN	2 545	6 486	2 849	KUWAIT		150	69
HONG KONG	1 131	1 981	896	ARAB EMIRAT	2	4 096	1 866
AUSTRALIA	3 648	4 632	2 025	INDIA	129	3 435	1 497
NEW ZEALAND	1 029	1 711	747	SRI LANKA	2	515	230
				THAILAND	14	3 158	1 377
				INDONESIA		200	85

6 IMPORTS AND EXPORTS (SPECIAL TRADE) BY GROUPS OF THE SITC-REV. II AND BY COUNTRIES OF PRODUCTION AND CONSUMPTION 1981

GROUP COUNTRY	DT = 100 KG	1 000 DM	1 000 \$	GROUP COUNTRY	DT = 100 KG	1 000 DM	1 000 \$
MALAYSIA		527	239	BAKLADESH	10 871	429	192
SINGAPORE	5	3 197	1 457	EUROMA	4 205	161	65
P REP CHINA	225	671	287	THAILAND	2 460	409	183
JAPAN	286	15 805	6 662	INDONESIA	6 473	669	293
TAIWAN	10	496	210	MALAYSIA	768	216	98
HONG KONG	175	23 752	10 637	SINGAPORE	555	514	232
AUSTRALIA	6	4 365	1 968	PHILIPPINES	1 814	386	166
NEW ZEALAND		253	113	SOUTH KOREA	3 039	726	315
671 PIG IRON ETC				JAPAN	13 484	13 391	5 797
IMPORTS	9 024 609	1 335 379	588 496	TAIWAN	2 123	1 698	788
FRANCE	977 364	124 408	55 104	AUSTRALIA	11 887	2 351	1 036
BELGIUM LUX	135 853	128 369	56 714	672 IRON, STL PRIMARY FORMS			
NETHERLANDS	174 476	8 534	3 786	IMPORTS	19 055 823	1 384 775	615 021
ITALY	176 019	32 567	14 313	FRANCE	1 337 950	105 531	47 267
UNITD KINGDOM	151 781	41 024	18 287	BELGIUM LUX	3 980 510	303 602	134 708
GREECE	357 143	114 996	51 577	NETHERLANDS	6 358 994	321 359	143 378
ICELAND	85 808	11 702	4 931	ITALY	798 080	59 257	26 462
NORWAY	2 342 171	245 088	108 291	UNITD KINGDOM	555 077	93 106	41 038
SWEDEN	398 316	54 362	23 917	DENMARK	2 378	205	86
FINLAND	56 493	5 073	2 468	NORWAY	178 875	8 130	3 540
SWITZERLAND	9 786	928	409	SWEDEN	774 154	93 280	41 466
AUSTRIA	20 075	32 140	14 244	FINLAND	443 160	49 344	21 406
PORTUGAL	59 373	9 964	4 439	SWITZERLAND	86 324	8 020	3 538
SPAIN	400 607	39 518	17 665	AUSTRIA	2 294 534	137 343	60 773
YUGOSLAVIA	116 753	13 498	6 050	SPAIN	326 532	89 066	39 039
TURKEY	194 272	32 835	14 306	YUGOSLAVIA	1 257	249	109
USSR	204 037	17 160	7 564	TURKEY	47 318	3 335	1 489
CZECHOSLOVIA	151 640	12 101	5 395	USSR	468 560	27 083	12 628
HUNGARY	255	65	32	POLAND	110 251	4 463	1 922
ROMANIA	1 397	135	63	CZECHOSLOVIA	355 702	20 928	9 244
BULGARIA	46 178	3 954	1 773	HUNGARY	115 657	7 118	3 212
ALBANIA	87 252	12 621	5 423	ROMANIA	193 136	9 543	4 275
ZIMBABWE	437 869	75 752	32 025	BULGARIA	467 494	32 201	14 264
REP S AFRICA	594 993	61 020	26 222	USA	916	420	190
USA	35 243	16 577	7 314	CANADA	613	119	51
CANADA	682 473	27 328	12 197	VENEZUELA	62 091	3 260	1 443
DOMINIC REP	21 656	11 519	4 820	BRAZIL	43 866	2 879	1 243
VENEZUELA	164 571	17 093	7 537	ARGENTINA	40 063	2 925	1 296
BRAZIL	679 662	74 608	32 454	SOUTH KOREA	3 016	1 196	561
CHILE	150	425	178	JAPAN	7 873	671	325
INDONESIA	8 822	3 424	1 518	EXPORTS	34 138 065	2 473 887	1 091 582
P REP CHINA	542	1 336	573	FRANCE	4 144 574	289 729	129 502
JAPAN	86 167	28 947	13 198	BELGIUM LUX	2 155 395	179 373	79 722
NEW CALEDON	165 058	76 274	33 692	NETHERLANDS	592 207	37 346	16 730
EXPORTS	10 631 851	746 553	331 159	ITALY	3 558 727	231 560	103 341
FRANCE	4 276 740	238 013	105 895	UNITD KINGDOM	3 214 777	292 056	128 333
BELGIUM LUX	602 578	69 256	30 579	IRISH REP	7 541	590	274
NETHERLANDS	513 709	37 970	16 882	DENMARK	315 441	22 255	9 839
ITALY	1 308 031	86 615	38 706	GREECE	439 739	25 687	10 716
UNITD KINGDOM	488 612	38 951	17 173	NORWAY	512 030	37 036	16 476
IRISH REP	3 383	225	98	SWEDEN	402 071	64 687	28 407
DENMARK	246 626	10 909	4 812	FINLAND	112 808	21 983	9 623
GREECE	83 057	4 281	1 847	SWITZERLAND	805 706	56 961	25 243
NORWAY	54 024	2 001	902	AUSTRIA	393 109	30 919	13 703
SWEDEN	101 518	15 385	6 837	PORTUGAL	1 467 701	90 924	40 242
FINLAND	56 798	4 369	1 940	SPAIN	2 322 332	188 300	83 447
SWITZERLAND	474 265	28 527	12 650	MALTA	12 446	537	226
AUSTRIA	248 068	28 322	12 630	YUGOSLAVIA	408 215	28 663	12 649
PORTUGAL	102 321	4 374	1 928	TURKEY	93 206	5 332	2 383
SPAIN	562 659	27 392	11 816	USSR	175 395	12 533	5 597
YUGOSLAVIA	442 812	22 332	10 020	CZECHOSLOVIA	3 863	252	103
TURKEY	98 688	4 460	1 993	ROMANIA	52 991	13 646	6 139
USSR	1 888	1 280	579	BULGARIA	149 544	10 088	4 495
POLAND	100 683	3 541	1 672	MOROCCO	64 480	3 975	1 678
CZECHOSLOVIA	36 216	9 213	4 040	ALGERIA	1 866 501	117 912	52 748
HUNGARY	13 525	4 183	1 882	TUNISIA	126 846	6 955	3 206
ROMANIA	25 729	7 137	3 128	LIBYA	72 239	5 829	2 568
BULGARIA	7 455	928	431	EGYPT	54 724	3 376	1 419
ALBANIA	76 470	2 494	1 121	NIGERIA	69 968	7 872	3 349
MOROCCO	1 975	240	107	KENYA	25 776	1 541	661
ALGERIA	111 060	4 908	2 155	ZIMBABWE	31 617	1 597	745
TUNISIA	5 056	1 182	76	REP S AFRICA	2 978	473	217
EGYPT	147 161	4 549	2 001	USA	3 253 309	234 789	101 006
SIERRA LEONE	3 000	578	257	CANADA	1 282 469	95 936	41 894
NIGERIA	17 402	2 371	1 035	MEXICO	1 285 981	85 036	36 447
GABON	1 750	264	116	GUATEMALA	36 451	1 973	842
ZAMBIA	333	956	446	TRINIDAD TOB	5 765	415	186
ANGOLA	5 750	971	436	COLOMBIA	74 266	5 092	2 222
KENYA	1 168	125	57	VENEZUELA	69 470	5 162	2 325
TANZANIA	5 740	1 008	419	ECUADOR	84 944	3 873	1 643
REP S AFRICA	10 547	2 539	1 122	PERU	12 262	779	356
USA	112 783	33 074	14 711	BRAZIL	19 163	2 926	1 293
CANADA	2 329	567	251	CHILE	2 628	198	86
MEXICO	52 062	1 935	891	CYPRUS	2 546	219	96
DOMINIC REP	4 788	1 304	602	LEBANON	174 394	7 872	3 508
VENEZUELA	5 347	1 651	712	SYRIA	178 877	9 699	3 998
PERU	4 949	1 198	518	IRAQ	31 064	2 377	1 124
PAZIL	7 123	1 721	785	IRAN	674 511	43 145	19 858
BOLIVIA	6 502	1 417	603	ISRAEL	247 993	15 000	6 589
ARGENTINA	7 689	1 237	545	JORDAN	481 114	22 072	10 128
CYPRUS	10 202	411	165	SAUDI ARABIA	253 131	16 362	7 164
SYRIA	8 453	306	130	Pakistan	137 345	7 701	3 453
IRAQ	10 100	365	146	INDIA	1 426 140	90 521	39 199
IRAN	11 179	3 024	1 315	PURMA	2 201	316	133
ISRAEL	14 941	766	344	THAILAND	314 061	13 284	5 798
KUWAIT	1 251	139	60	INDONESIA	271 229	11 849	5 293
BAHRAIN	7 000	256	127	MALAYSIA	93 695	4 402	1 874
PAKISTAN	4 098	219	97	SINGAPORE	5 785	484	212
INDIA	62 129	4 600	1 966	PHILIPPINES	34 295	1 314	579

## 6 IMPORTS AND EXPORTS (SPECIAL TRADE) BY GROUPS OF THE SITC-REV. II AND BY COUNTRIES OF PRODUCTION AND CONSUMPTION 1981

GROUP COUNTRY	DT = 100 KG	1 000 DM	1 000 \$	GROUP COUNTRY	DT = 100 KG	1 000 DM	1 000 \$
JAPAN	1 492	115	51	GUATEMALA	9 226	610	276
TAIWAN	513	123	52	REP. HONDURAS	3 374	456	199
AUSTRALIA	5 761	311	368	EL SALVADOR	2 795	278	125
073 IRON AND STEEL SHAPES				COSTA RICA	1 933	231	97
IMPORTS	40 720 295	3 277 136	1 454 593	PANAMA	10 074	894	390
FRANCE	5 936 704	562 614	249 712	CUBA	50 672	4 186	1 764
BELGIUM LUX	9 826 290	734 128	327 009	DOMINIC REP	4 980	347	159
NETHERLANDS	1 048 565	84 500	38 051	GUADELOUPE	15 773	1 120	507
ITALY	7 963 094	613 192	270 481	MARTINIQUE	15 222	1 069	464
UNITED KINGDOM	1 544 167	128 271	57 176	JAMAICA	3 245	247	111
IRISH REP	36 261	2 887	1 282	BALEARES	2 900	206	88
DENMARK	615 838	40 440	18 287	TRINIDAD TOB	3 705	316	138
NORWAY	468 937	34 029	15 135	METH. ANTILL	4 648	442	200
SWEDEN	1 354 592	155 512	69 114	COLOMBIA	74 226	6 668	2 961
FINLAND	342 023	28 961	13 035	VENEZUELA	270 347	25 302	11 228
SWITZERLAND	2 285 739	149 752	66 493	GUYANA	2 320	164	74
AUSTRIA	918 160	108 535	46 339	SURINAM	3 935	319	148
SPAIN	2 457 562	200 383	88 063	FRENCH GUIAN	1 563	106	49
MALTA	553	214	94	ECUADOR	8 055	1 052	470
YUGOSLAVIA	176 003	19 755	8 761	PERU	19 608	2 204	981
TURKEY	33 032	2 737	1 202	BRAZIL	48 473	5 993	2 648
POLAND	1 406 307	93 771	41 261	CHILE	49 452	5 158	2 267
CZECHOSLOVAKIA	1 668 560	103 935	46 111	BOLIVIA	2 723	226	98
HUNGARY	1 246 093	77 589	34 074	URUGUAY	14 567	1 535	689
ROMANIA	951 209	65 893	29 201	ARGENTINA	108 047	16 508	7 189
BULGARIA	6 452	299	130	CYPRUS	7 835	584	250
REP. S. AFRICA	196 757	13 526	6 105	LEBANON	22 566	1 793	784
USA	9 707	6 865	3 054	SYRIA	126 625	9 093	3 987
CANADA	14 518	1 962	861	IRAQ	344 114	31 787	14 157
BRAZIL	58 413	15 610	7 029	IRAN	648 518	49 981	22 466
ARGENTINA	15 981	1 119	495	ISRAEL	118 612	13 473	6 041
P. REP. CHINA	1 455	146	69	JORDAN	40 749	4 236	1 857
SOUTH KOREA	44 256	15 159	6 956	SAUDI ARABIA	450 077	37 867	16 668
JAPAN	70 342	14 846	6 771	KUWAIT	142 278	10 871	4 685
TAIWAN	181	116	54	BAHRAIN	28 244	1 975	824
AUSTRALIA	2 252	317	137	ARAB EMIRAT	40 210	4 037	1 776
EXPORTS	33 748 014	3 462 834	1 537 094	OMAN	3 497	281	123
FRANCE	6 196 260	658 790	293 353	SOUTH YEMEN	4 177	338	162
BELGIUM LUX	2 416 080	238 404	105 893	PAKISTAN	109 744	10 633	4 683
NETHERLANDS	4 204 328	406 760	180 434	INDIA	872 587	72 995	31 754
ITALY	1 226 737	138 983	62 447	BANGLADESH	3 298	328	147
UNITED KINGDOM	1 159 616	142 684	62 802	SRI LANKA	1 094	149	69
IRISH REP	88 911	9 177	4 089	BURMA	7 670	2 047	880
DENMARK	1 021 406	105 440	46 833	THAILAND	109 901	4 657	2 064
GREECE	277 971	25 101	11 161	INDONESIA	43 442	4 660	2 036
ICELAND	6 326	648	285	MALAYSIA	63 077	5 135	2 266
NORWAY	752 704	69 619	31 011	BRUNEI	1 989	146	66
SWEDEN	1 053 598	104 938	46 744	SINGAPORE	632 146	45 298	20 021
FINLAND	395 078	45 583	20 268	PHILIPPINES	5 811	885	380
SWITZERLAND	2 148 122	230 222	102 052	P. REP. CHINA	99 000	6 099	2 806
AUSTRIA	1 215 552	128 054	56 649	SOUTH KOREA	25 544	2 914	1 294
PORTUGAL	273 377	27 809	12 265	JAPAN	12 237	2 158	956
SPAIN	573 427	56 560	25 237	TAIWAN	13 440	2 491	1 118
MALTA	5 426	567	241	HONG KONG	58 920	4 571	1 950
YUGOSLAVIA	206 143	29 102	12 902	AUSTRALIA	29 281	5 964	2 623
TURKEY	289 377	29 172	12 946	NEW ZEALAND	2 884	569	252
USSR	403 887	37 143	17 102	NEW CALEDON	3 574	234	99
POLAND	143 265	20 602	9 411	FR. POLYNESIA	3 965	269	114
CZECHOSLOVAKIA	4 924	1 254	553	674 IRN, STL UNIV, PLATE, SHEET			
HUNGARY	21 930	7 515	3 282	IMPORTS	37 321 010	3 469 997	1 546 688
ROMANIA	348 154	65 144	29 303	FRANCE	7 133 816	721 477	320 498
BULGARIA	159 243	20 416	9 053	BELGIUM LUX	11 486 172	992 236	444 026
ALBANIA	15 958	2 540	1 124	NETHERLANDS	2 628 371	225 284	99 835
CANARY IS.	662	72	34	ITALY	2 105 291	212 911	94 554
MOROCCO	37 520	2 817	1 259	UNITED KINGDOM	2 151 887	230 949	103 942
ALGERIA	460 408	43 094	19 456	IRISH REP	2 385	469	203
TUNISIA	40 280	3 025	1 417	DENMARK	1 051 967	79 087	35 179
LIBYA	120 149	12 614	5 503	GREECE	11 488	1 979	938
EGYPT	186 836	18 377	8 054	NORWAY	16 287	1 213	530
SUDAN	12 790	1 112	509	SWEDEN	1 310 778	195 599	86 995
MALI	1 865	134	56	FINLAND	1 723 580	161 341	71 451
UPPER VOLTA	1 594	108	45	SWITZERLAND	150 046	15 028	6 571
SENEGAL	1 551	110	50	AUSTRIA	3 130 314	282 629	125 800
SIERRA LEONE	7 086	663	294	PORTUGAL	672	239	107
LIBERIA	10 208	1 074	480	SPAIN	763 237	54 009	23 486
IVORY COAST	22 537	2 697	1 191	YUGOSLAVIA	135 222	8 849	3 998
GHANA	5 148	571	261	USSR	1 141	82	36
TOGO	926	97	44	POLAND	609 521	35 350	15 699
BENIN	2 472	214	95	CZECHOSLOVAKIA	983 965	68 390	30 323
NIGERIA	498 835	41 409	18 189	HUNGARY	384 884	24 333	10 759
CAMEROON	10 797	706	324	ROMANIA	384 255	26 242	11 610
GABON	15 413	1 501	665	BULGARIA	223 070	13 679	6 191
CONGO	3 808	362	155	EGYPT	45 911	3 093	1 342
ZAIRE	13 664	1 331	580	REP. S. AFRICA	116 657	10 722	5 032
RWANDA	7 400	605	245	USA	34 908	11 411	5 282
ANGOLA	5 602	485	220	CANADA	1 536	564	258
ETHIOPIA	14 040	1 020	426	BRASIL	230 683	16 245	7 654
JIBUTI	1 332	88	37	ARGENTINA	22 937	1 764	781
KENYA	22 640	1 460	617	PHILIPPINES	17 204	1 764	793
TANZANIA	7 442	613	278	SOUTH KOREA	18 757	6 669	3 073
MADAGASCAR	3 246	293	137	JAPAN	437 005	65 874	29 538
REUNION	9 563	658	284	AUSTRALIA	4 733	453	195
ZAMBIA	4 410	490	221	EXPORTS	63 698 532	6 632 317	2 936 194
ZIMBABWE	1 454	249	114	FRANCE	7 275 220	699 919	310 974
REP. S. AFRICA	51 694	11 213	4 955	BELGIUM LUX	2 650 330	289 045	128 806
USA	1 771 664	197 935	86 829	NETHERLANDS	3 017 387	343 874	152 298
CANADA	567 487	54 499	23 746	ITALY	2 078 488	265 853	118 752
GREENLAND	1 402	126	56	UNITED KINGDOM	2 970 092	377 407	166 460
MEXICO	407 308	44 367	20 030	IRISH REP	156 777	18 591	8 236



## 6 IMPORTS AND EXPORTS (SPECIAL TRADE) BY GROUPS OF THE SITC-REV. II AND 9Y COUNTRIES OF PRODUCTION AND CONSUMPTION 1981

GROUP COUNTRY	DT = 100 KG	1 000 DM	1 000 \$	GROUP COUNTRY	DT = 100 KG	1 000 DM	1 000 \$
DENMARK	2 364 405	225 740	99 784	HONG KONG	94 929	16 063	7 147
GREECE	546 846	81 932	36 084	AUSTRALIA	54 226	7 014	3 018
ICELAND	10 893	1 839	825	NEW ZEALAND	684	125	55
NORWAY	1 099 660	111 403	49 530				
SWEDEN	2 319 439	226 839	101 123	675 IRON, STEEL HOOP, STRIP			
FINLAND	475 644	55 037	24 444				
SWITZERLAND	1 833 437	208 230	92 403	IMPORTS	5 725 274	635 831	282 708
AUSTRIA	1 238 856	149 293	66 201	FRANCE	1 598 475	205 119	91 302
PORTUGAL	509 265	51 019	22 611	BELGIUM LUX	2 357 617	188 882	83 885
SPAIN	1 260 623	164 285	73 532	NETHERLANDS	669 281	52 820	23 478
MALTA	8 319	713	296	ITALY	142 583	20 063	8 869
YUGOSLAVIA	798 852	113 533	50 317	UNTD KINGDOM	89 793	18 322	8 045
TURKEY	570 435	65 379	29 203	DENMARK	5 007	653	288
USSR	9 352 413	753 679	336 175	GREECE	17 354	2 168	963
POLAND	304 526	34 289	15 755	NORWAY	20 132	1 994	883
CZECHOSLOVA	208 564	21 131	9 425	SWEDEN	171 580	53 352	23 783
HUNGARY	133 913	30 971	13 964	FINLAND	45 504	6 158	2 714
ROMANIA	143 828	35 061	15 071	SWITZERLAND	65 178	6 265	2 775
BULGARIA	235 239	33 148	15 090	AUSTRIA	272 804	41 099	18 329
ALBANIA	26 364	3 557	1 620	SPAIN	60 049	6 078	2 731
CANARY IS	6 915	692	306	YUGOSLAVIA	1 029	127	56
MOROCCO	166 122	17 298	7 746	POLAND	54 834	3 757	1 618
ALGERIA	983 340	119 428	53 127	CZECHOSLOVA	104 965	6 252	2 810
TUNISIA	86 804	8 923	3 900	HUNGARY	6 693	479	215
LIBYA	127 826	10 911	4 551	USA	9 344	8 238	3 701
EGYPT	326 585	31 735	14 103	SOUTH KOREA	3 574	1 254	580
SUDAN	11 716	1 477	644	JAPAN	28 837	12 622	5 626
MALI	1 952	476	195				
SIERRA LEONE	461	67	31	EXPORTS	14 497 897	1 900 304	844 966
LIBERIA	12 717	1 142	497	FRANCE	1 701 814	222 312	99 083
IVORY COAST	6 094	598	272	BELGIUM LUX	704 208	77 342	34 326
GHANA	12 473	1 647	734	NETHERLANDS	1 299 448	172 222	76 506
TOGO	2 179	293	130	ITALY	550 647	91 730	41 025
NIGERIA	605 464	59 566	26 538	UNTD KINGDOM	715 718	116 942	51 881
CAMEROON	9 145	871	401	IRISH REP	76 217	7 436	3 308
EQUAT GUINEA	321	83	34	DENMARK	311 046	41 234	18 281
CONGO	5 401	510	227	GREECE	451 959	34 625	15 693
ZAIRE	2 969	347	152	ICELAND	839	99	44
BURUNDI	731	172	75	NORWAY	92 405	10 660	4 739
ANGOLA	14 354	1 398	625	SWEDEN	649 377	66 921	29 817
ETHIOPIA	26 649	1 625	802	FINLAND	85 666	13 294	5 910
SOMALIA	238	75	33	SWITZERLAND	935 702	112 357	49 832
KENYA	83 285	7 672	3 387	AUSTRIA	456 558	60 143	26 767
TANZANIA	10 396	1 005	475	PORTUGAL	337 651	27 972	12 275
MOZAMBIQUE	1 707	181	76	SPAIN	343 507	41 015	18 275
ZAMBIA	4 799	699	320	MALTA	406	76	32
ZIMBABWE	3 429	300	141	YUGOSLAVIA	368 069	57 237	25 350
REP S AFRICA	164 692	32 473	14 273	TURKEY	39 584	9 088	4 059
USA	6 475 582	696 440	303 076	USSR	2 398 684	306 762	137 122
CANADA	1 346 515	155 857	67 057	POLAND	97 921	15 723	7 048
MEXICO	1 335 304	130 910	58 566	CZECHOSLOVA	21 285	6 635	2 938
GUATEMALA	45 465	4 847	2 121	HUNGARY	32 842	6 143	2 684
PEP HONDURAS	2 776	256	110	ROMANIA	205 828	33 078	14 544
EL SALVADOR	9 350	842	385	BULGARIA	108 435	18 091	8 124
NICARAGUA	6 954	697	310	ALBANIA	3 157	409	178
COSTA RICA	26 618	4 797	2 148	MOROCCO	1 313	209	93
PANAMA	20 897	3 378	1 477	ALGERIA	30 574	4 275	1 910
CUBA	17 178	1 944	819	TUNISIA	735	119	50
DOMINIC REP	3 307	526	212	LIBYA	62 060	6 165	2 717
JAMAICA	67 200	6 673	3 045	EGYPT	49 617	4 661	2 061
TRINIDAD TOB	13 004	1 189	538	SUDAN	630	64	30
NETH ANTILL	15 321	1 065	482	REP GUINEA	485	140	62
COLOMBIA	234 255	19 368	8 485	SIERRA LEONE	500	99	44
VENEZUELA	386 952	51 240	22 479	LIBERIA	440	86	39
GUYANA	10 438	1 066	439	IVORY COAST	3 253	371	171
SURINAM	1 725	197	91	GHANA	6 694	810	360
FRENCH GUIAN	2 598	302	126	TOGO	396	96	41
ECUADOR	130 939	19 148	8 246	NIGERIA	237 991	24 966	10 931
PERU	47 092	5 230	2 307	CAMEROON	4 041	598	265
BRAZIL	598 524	75 504	33 629	CONGO	939	99	46
CHILE	24 402	4 332	1 889	ZAIRE	1 327	160	72
BOLIVIA	1 197	126	60	ETHIOPIA	904	127	54
PARAGUAY	15 556	1 169	525	KENYA	4 156	477	208
URUGUAY	18 699	3 812	1 685	TANZANIA	4 799	1 219	510
ARGENTINA	314 268	46 402	20 890	REP S AFRICA	31 216	7 191	3 195
CYPRUS	17 725	1 579	670	USA	373 135	86 484	38 047
LEBANON	42 295	5 243	2 330	CANADA	361 105	30 738	13 675
SYRIA	152 776	13 677	6 175	MEXICO	130 948	17 800	7 951
IRAQ	369 411	42 460	18 988	GUATEMALA	4 397	496	220
IRAN	1 199 704	124 718	54 198	REP HONDURAS	1 523	191	82
ISRAEL	168 605	23 015	10 221	EL SALVADOR	942	109	48
JORDAN	40 501	4 568	2 012	COSTA RICA	1 639	316	143
SAUDI ARABIA	279 181	24 465	10 666	PANAMA	1 070	120	52
KUWAIT	33 723	3 030	1 313	CUBA	2 138	278	118
BAHRAIN	1 912	161	71	DOMINIC REP	1 801	196	86
QATAR	31 097	2 318	1 008	JAMAICA	1 310	133	60
ARAB EMIRAT	116 379	10 412	4 532	COLOMBIA	9 041	1 635	755
NORTH YEMEN	17 704	2 474	1 060	VENEZUELA	17 543	5 292	2 358
AFGHANISTAN	3 322	563	248	ECUADOR	3 440	454	199
PAKISTAN	487 614	37 038	16 239	PERU	1 100	265	121
INDIA	3 844 233	308 154	135 468	BRAZIL	32 069	7 201	3 161
BANGLADESH	70 879	6 294	2 636	CHILE	6 539	1 310	575
SRI LANKA	33 316	2 447	1 132	BOLIVIA	1 606	242	111
BURMA	1 150	120	52	URUGUAY	1 646	525	234
THAILAND	187 385	6 994	3 137	ARGENTINA	49 689	5 644	2 527
INDONESIA	26 763	2 428	1 034	CYPRUS	3 544	510	254
MALAYSIA	25 711	1 336	583	LEBANON	556	103	44
SINGAPORE	25 567	3 414	1 466	SYRIA	41 920	4 962	2 170
PHILIPPINES	815	339	159	IRAQ	124 820	12 765	5 870
P REP CHINA	854 058	65 276	29 646	IRAN	363 641	37 332	16 612
NORTH KOREA	3 272	823	362	ISRAEL	49 939	7 594	3 339
SOUTH KOREA	9 012	4 619	2 051	JORDAN	15 893	1 993	883
JAPAN	31 493	2 100	914				
TAIWAN	29 852	7 969	3 483				

6 IMPORTS AND EXPORTS (SPECIAL TRADE) BY GROUPS OF THE SITC-REV. II AND BY COUNTRIES OF PRODUCTION AND CONSUMPTION 1981

GROUP COUNTRY	DT = 100 K6	1 000 DM	1 000 \$	GROUP COUNTRY	DT = 100 K6	1 000 DM	1 000 \$
SAUDI ARABIA	8 018	1 257	572	NETHERLANDS	124 627	19 101	8 503
KUWAIT	2 745	497	220	ITALY	140 270	27 225	12 140
ARAB EMIRAT	1 495	274	118	UNTD KINGDOM	23 665	7 405	3 277
NORTH YEMEN	996	183	84	IRISH REP	827	423	184
SOUTH YEMEN	161	74	34	DENMARK	4 663	602	268
AFGHANISTAN	111	140	64	SWEDEN	106 841	45 727	20 329
PAKISTAN	22 592	2 503	1 084	SWITZERLAND	83 775	12 711	5 626
INDIA	138 104	24 985	10 844	AUSTRIA	219 931	30 628	13 548
BANGLADESH	52 190	3 293	1 493	PORTUGAL	1 204	146	66
SRI LANKA	2 061	373	165	SPAIN	12 237	1 940	870
BURMA	2 135	768	328	YUGOSLAVIA	1 531	178	80
THAILAND	10 021	1 822	807	POLAND	16 326	1 086	497
INDONESIA	11 436	2 094	913	CZECHOSLOVA	165 680	9 975	4 451
MALAYSIA	2 983	725	332	HUNGARY	5 952	540	242
SINGAPORE	24 565	3 967	1 743	ROMANIA	111 706	8 016	3 632
PHILIPPINES	1 206	350	156	USA	4 186	3 858	1 728
P REP CHINA	106 450	11 190	4 936	CANADA	98	92	42
NORTH KOREA	1 682	426	192	P REP CHINA	4 463	621	267
SOUTH KOREA	6 702	1 140	498	JAPAN	17 099	7 515	3 355
JAPAN	297	539	229				
TAIWAN	12 772	3 719	1 605	EXPORTS	3 103 396	567 991	252 257
HONG KONG	34 871	9 228	4 107	FRANCE	533 689	84 938	37 901
AUSTRALIA	15 094	3 342	1 515	BELGIUM LUX	332 621	51 033	22 744
NEW ZEALAND	5 100	932	411	NETHERLANDS	474 114	68 765	30 593
				ITALY	116 900	21 956	9 816
676 RAILWAY RAILS ETC IRN,STL				UNTD KINGDOM	130 205	23 567	10 380
IMPORTS	207 329	13 536	6 056	IRISH REP	16 491	5 210	2 314
FRANCE	18 347	3 470	1 563	DENMARK	124 659	16 582	7 332
BELGIUM LUX	17 390	1 683	732	GREECE	46 640	7 326	3 235
NETHERLANDS	90 736	2 844	1 268	NORWAY	9 612	2 484	1 105
ITALY	494	86	39	SWEDEN	45 150	9 625	4 288
UNTD KINGDOM	9 395	642	305	FINLAND	39 930	7 530	3 356
DENMARK	7 164	227	107	SWITZERLAND	121 652	37 582	16 698
SWEDEN	21 977	1 361	591	AUSTRIA	110 701	20 736	9 217
SWITZERLAND	4 771	740	344	PORTUGAL	42 734	8 211	3 627
AUSTRIA	8 646	559	245	SPAIN	17 901	5 106	2 269
SPAIN	422	349	152	MALTA	416	80	37
TURKEY	571	158	69	YUGOSLAVIA	62 166	15 420	6 854
POLAND	16 530	837	372	TURKEY	17 949	4 021	1 781
HUNGARY	1 011	181	85	USSR	36 467	8 965	3 920
LIBERIA	9 798	361	167	POLAND	16 084	5 493	2 486
EXPORTS	2 999 547	302 281	134 527	CZECHOSLOVA	12 179	4 227	1 869
FRANCE	16 624	2 839	1 259	HUNGARY	56 296	9 223	4 078
BELGIUM LUX	17 432	2 856	1 278	ROMANIA	81 283	15 455	6 856
NETHERLANDS	455 860	48 250	21 423	BULGARIA	30 405	6 371	2 805
ITALY	550 102	21 178	9 470	ALBANIA	999	143	60
UNTD KINGDOM	16 622	2 450	1 081	CANARY IS	1 252	279	124
IRISH REP	65 937	6 601	2 955	MOROCCO	6 775	939	420
DENMARK	102 579	11 323	5 136	ALGERIA	44 599	6 526	2 972
GREECE	7 912	675	291	TUNISIA	2 987	426	192
NORWAY	18 713	2 616	1 115	LIBYA	5 207	896	408
SWEDEN	23 851	3 213	1 428	EGYPT	27 020	3 912	1 764
FINLAND	22 950	2 887	1 300	SUDAN	1 329	251	108
SWITZERLAND	194 018	24 926	10 974	LIBERIA	522	68	30
AUSTRIA	32 261	4 684	2 059	IVORY COAST	3 733	404	169
PORTUGAL	30 880	2 647	1 231	GHANA	3 563	586	260
SPAIN	8 411	1 754	740	NIGERIA	55 240	9 331	4 142
YUGOSLAVIA	29 357	5 688	2 529	ANGOLA	1 058	195	90
TURKEY	40 047	3 105	1 403	KENYA	1 771	204	85
HUNGARY	7 438	2 617	1 164	TANZANIA	2 067	282	131
BULGARIA	3 328	450	197	REP S AFRICA	14 095	5 303	2 334
CANARY IS	939	129	54	USA	157 478	36 736	16 192
LIBYA	1 986	277	118	CANADA	17 293	3 813	1 689
EGYPT	5 389	599	252	MEXICO	40 610	9 871	4 350
LIBERIA	3 252	478	231	GUATEMALA	4 077	559	241
NIGERIA	6 613	1 538	714	REP HONDURAS	6 837	900	395
TANZANIA	1 624	466	203	EL SALVADOR	3 347	477	212
REP S AFRICA	307	163	77	NICARAGUA	6 677	126	58
USA	732 656	73 684	33 078	COSTA RICA	1 947	311	137
CANADA	3 551	1 234	552	CUBA	15 112	2 001	851
MEXICO	252 956	21 930	9 793	JAMAICA	5 195	520	232
VENEZUELA	2 421	279	124	TRINIDAD TOB	487	71	31
SURINAM	839	170	72	COLOMBIA	1 070	486	220
PERU	3 726	351	164	VENEZUELA	3 149	833	387
BRAZIL	2 316	268	114	GUYANA	1 372	138	57
CHILE	8 055	763	332	ECUADOR	1 379	231	105
BOLIVIA	1 479	397	181	PERU	903	217	97
ARGENTINA	4 277	441	203	BRAZIL	2 275	2 423	1 085
IRAQ	131 455	27 270	12 027	CHILE	2 051	704	314
ISRAEL	830	388	166	URUGUAY	421	181	81
JORDAN	3 977	1 136	503	ARGENTINA	3 732	1 363	599
SAUDI ARABIA	25 610	6 023	2 703	LEBANON	6 122	630	275
KUWAIT	2 911	497	221	SYRIA	2 296	418	184
ARAB EMIRAT	313	76	34	IRAQ	53 752	7 523	3 314
PAKISTAN	25 599	684	294	IRAN	33 504	6 355	2 762
INDIA	116 154	8 947	3 803	ISRAEL	25 681	3 944	1 739
INDONESIA	8 836	1 850	842	JORDAN	3 661	572	255
MALAYSIA	1 285	147	61	SAUDI ARABIA	4 722	1 122	488
SINGAPORE	861	130	60	KUWAIT	4 271	634	289
JAPAN	572	72	32	ARAB EMIRAT	307	86	37
TAIWAN	425	380	161	NORTH YEMEN	572	93	45
HONG KONG	1 054	176	75	SOUTH YEMEN	511	67	30
FJI	238	114	49	AFGHANISTAN	2 238	395	159
				PAKISTAN	590	233	103
				INDIA	11 918	4 077	1 823
				BANGLADESH	4 590	499	216
				THAILAND	663	175	80
				INDONESIA	9 211	1 775	779
				MALAYSIA	407	219	93
677 IRN,STL WIRE EXCL W ROD				SINGAPORE	3 409	829	380
IMPORTS	2 346 417	401 278	178 806	P REP CHINA	1 908	490	213
FRANCE	372 973	71 355	31 775	SOUTH KOREA	1 388	1 066	459
BELGIUM LUX	927 401	151 853	67 810	JAPAN	1 174	1 652	730

## 6 IMPOR TS AND EXPORTS (SPECIAL TRADE) BY GROUPS OF THE SITC-REV. II AND BY COUNTRIES OF PRODUCTION AND CONSUMPTION 1981

GROUP COUNTRY	DT = 100 KG	1 000 DM	1 000 \$	GROUP COUNTRY	DT = 100 KG	1 000 DM	1 000 \$
TAIWAN	1 225	518	233	USA	8 357 604	1 433 233	631 117
HONG KONG	2 204	444	199	CANADA	287 311	62 148	26 989
AUSTRALIA	1 884	1 121	508	MEXICO	2 401 412	313 474	136 877
NEW ZEALAND	4 389	852	360	GUATEMALA	1 113	386	178
678 IRON, STL TLBES, PIPES, ETC				PANAMA	9	76	38
IMPORTS	8 059 755	1 363 029	606 011	CUBA	18 772	3 070	1 304
FRANCE	1 327 924	223 563	99 710	REP HAITI	436	104	46
BELGIUM LUX	664 336	76 248	34 062	DOMINIC REP	113	100	45
NETHERLANDS	1 236 956	159 709	71 101	TRINIDAD TOB	168	127	55
ITALY	1 522 973	227 318	101 235	NETH ANTILL	19 836	2 642	1 189
UNITD KINGDOM	156 816	62 487	27 501	COLOMBIA	3 781	1 014	463
IRISH REP	12 810	5 133	2 255	VENEZUELA	364 575	70 567	31 193
DENMARK	112 122	25 210	11 135	SURINAM	14 691	1 543	684
GREECE	767	131	57	ECUADOR	539	278	123
NORWAY	12 100	4 780	2 135	PERU	49 952	7 396	3 253
SWEDEN	391 946	130 293	57 986	BRAZIL	15 125	6 373	2 790
FINLAND	72 171	9 998	4 436	CHILE	9 228	2 167	964
SWITZERLAND	631 557	127 705	56 830	BOLIVIA	2 828	627	284
AUSTRIA	617 549	117 461	52 177	PARAGUAY	125	70	32
PORTUGAL	3 472	1 526	677	URUGUAY	1 828	318	135
SPAIN	321 869	36 474	16 143	ARGENTINA	77 169	16 117	7 142
YUGOSLAVIA	81 801	11 702	5 135	CYPRUS	429	291	127
TURKEY	276	122	53	LEBANON	3 561	1 118	481
USSR	86 699	5 433	2 392	SYRIA	52 444	5 635	2 554
POLAND	59 017	10 008	4 409	IRAQ	1 327 071	164 874	73 396
CZECHOSLOVIA	171 925	14 127	6 278	IRAN	288 913	44 787	20 127
HUNGARY	225 568	19 428	8 483	ISRAEL	21 049	7 537	3 327
ROMANIA	226 502	14 057	6 287	JORDAN	19 752	2 680	1 206
BULGARIA	12 844	914	404	SAUDI ARABIA	1 852 625	272 447	119 319
USA	19 234	29 741	13 126	KUWAIT	100 698	16 418	7 361
CANADA	300	430	195	BAHRAIN	35 354	6 461	2 790
BRAZIL	960	334	152	QATAR	33 316	8 357	3 705
ISRAEL	1 092	2 932	1 275	ARAB EMIRAT	242 930	49 291	21 869
INDIA	396	88	38	OMAN	76 781	11 522	4 961
SINGAPORE	816	721	311	NORTH YEMEN	1 640	1 242	541
P REP CHINA	602	143	68	SOUTH YEMEN	188	112	48
SOUTH KOREA	2 871	1 684	747	AFGHANISTAN	825	201	88
JAPAN	73 633	39 121	17 482	PAKISTAN	168 639	18 400	8 005
TAIWAN	8 935	3 506	1 532	INDIA	331 436	66 057	28 741
AUSTRALIA	210	368	153	BANGLADESH	1 715	401	174
EXPORTS	41 517 803	6 912 462	3 055 945	SRI LANKA	12 071	1 323	622
FRANCE	1 606 540	313 639	139 434	NEPAL	20 771	2 360	1 024
BELGIUM LUX	786 206	171 475	76 257	BURMA	6 442	1 221	539
NETHERLANDS	3 987 900	675 510	300 265	THAILAND	3 662	1 068	469
ITALY	735 307	135 913	60 596	INDONESIA	43 962	10 467	4 606
UNITD KINGDOM	1 174 628	249 502	111 241	MALAYSIA	529 950	59 414	28 159
IRISH REP	129 951	17 002	7 572	BRUNEI	295	137	63
DENMARK	1 349 157	224 267	97 952	SINGAPORE	86 002	16 091	7 113
GREECE	214 926	37 519	16 726	PHILIPPINES	4 940	1 026	483
ICELAND	27 554	3 603	1 581	P REP CHINA	55 060	12 141	5 433
NORWAY	623 724	121 385	53 508	NORTH KOREA	6 795	2 961	1 309
SWEDEN	693 745	143 756	63 996	SOUTH KOREA	5 165	2 319	1 018
FINLAND	413 592	91 251	40 575	JAPAN	1 426	2 757	1 216
SWITZERLAND	711 397	165 218	73 296	TAIWAN	11 473	3 573	1 537
AUSTRIA	829 289	210 608	92 733	HONG KONG	5 104	1 494	665
PORTUGAL	127 292	27 982	12 310	AUSTRALIA	63 971	14 999	6 691
SPAIN	104 016	33 272	14 738	NEW ZEALAND	3 465	764	335
MALTA	8 388	1 092	477	NEW CALEDON	7 456	890	411
YUGOSLAVIA	193 431	50 442	22 339	FR POLYNESIA	2 417	336	154
TURKEY	172 968	19 504	8 563	679 IRN, STL CASTINGS UNWORKE			
USSR	7 181 327	878 837	386 925	IMPORTS	447 550	94 777	42 332
POLAND	103 577	29 045	12 878	FRANCE	78 493	17 804	7 981
CZECHOSLOVIA	86 993	25 021	11 083	BELGIUM LUX	34 018	7 893	3 538
HUNGARY	151 384	37 993	16 869	NETHERLANDS	45 432	13 576	6 083
ROMANIA	120 613	38 486	17 322	ITALY	33 413	8 920	3 991
BULGARIA	189 515	33 765	14 916	UNITD KINGDOM	24 473	5 200	2 313
ALBANIA	13 200	2 717	1 209	DENMARK	33 864	6 031	2 682
CANARY IS	6 407	1 618	727	GREECE	1 654	482	218
MOROCCO	32 991	4 278	1 940	NORWAY	342	84	36
ALGERIA	583 973	96 493	43 378	SWEDEN	196	108	48
TUNISIA	186 883	19 431	8 630	SWITZERLAND	36 065	6 289	2 804
LIBYA	792 110	101 497	44 827	AUSTRIA	28 726	11 949	5 323
EGYPT	162 557	27 059	12 096	PORTUGAL	2 417	533	240
SUDAN	861	229	103	SPAIN	6 254	1 880	848
MALI	16 685	1 432	647	YUGOSLAVIA	930	191	86
CAPE VERDE	843	134	54	TURKEY	1 156	516	224
SENEGAL	18 688	1 510	646	USSR	7 175	366	162
LIBERIA	2 320	537	229	POLAND	45 235	4 159	1 859
IVORY COAST	100 654	16 364	7 322	CZECHOSLOVIA	1 458	354	153
GHANA	3 015	500	225	HUNGARY	32 115	4 151	1 832
TOGO	539	232	106	ROMANIA	21 096	2 231	980
BEININ	9 079	776	348	USA	611	328	151
NIGERIA	448 504	72 677	32 292	BRASIL	169	140	63
CAMEROON	13 489	1 719	744	INDIA	3 876	345	154
GABON	71 016	10 518	4 687	P REP CHINA	6 129	586	257
CONGO	5 364	1 907	817	JAPAN	1 803	536	252
ZAIRE	2 922	645	285	EXPORTS	1 161 439	351 772	156 569
RWANDA	3 436	351	166	FRANCE	179 915	48 763	21 742
BURUNDI	1 013	216	95	BELGIUM LUX	145 524	38 870	17 272
ANGOLA	51 466	13 053	5 657	NETHERLANDS	146 999	52 604	23 414
ETHIOPIA	24 910	2 807	1 272	ITALY	27 271	7 808	3 509
SOMALIA	3 149	1 261	544	UNITD KINGDOM	94 490	29 298	12 998
KENYA	3 093	844	370	IRISH REP	7 599	1 833	817
UGANDA	519	137	61	DENMARK	45 734	12 253	5 485
TANZANIA	3 464	576	256	GREECE	6 231	1 144	501
MADAGASCAR	1 385	152	66	ICELAND	643	111	46
REUNION	1 810	331	141	NORWAY	20 330	3 124	1 407
ZAMBIA	597	765	323	SWEDEN	72 251	22 414	9 963
REP S AFRICA	169 155	57 852	25 629	FINLAND	8 547	2 722	1 203

## 6 IMPORTS AND EXPORTS (SPECIAL TRADE) BY GROUPS OF THE SITC-REV. II AND BY COUNTRIES OF PRODUCTION AND CONSUMPTION 1981

GROUP COUNTRY	DT = 100 KG	1 000 DM	1 000 \$	GROUP COUNTRY	DT = 100 KG	1 000 DM	1 000 \$
SWITZERLAND	42 922	23 397	10 423	PORTUGAL	245	14 309	6 266
AUSTRIA	118 540	32 222	14 312	SPAIN	244	7 850	3 560
PORTUGAL	2 582	628	275	MALTA		395	176
SPAIN	1 782	744	338	YUGOSLAVIA	174	9 692	4 223
YUGOSLAVIA	3 516	1 253	544	TURKEY	64	1 592	691
TURKEY	59	77	34	USSR	2	5 836	2 490
USSR	26 565	6 169	2 779	POLAND	10	197	85
POLAND	1 697	1 636	739	CZECHOSLOVA	12	1 704	720
CZECHOSLOVA	118	119	55	HUNGARY	157	15 348	6 833
HUNGARY	3 578	1 589	696	ROMANIA	17	3 695	1 728
BULGARIA	857	361	161	BULGARIA	249	2 414	1 073
ALGERIA	18 525	8 678	3 941	ALBANIA	1	141	59
LIBYA	6 673	1 662	731	MOROCCO	2	186	78
LIBERIA	24 876	2 158	969	ALGERIA	37	1 011	447
TOGO	235	106	47	TUNISIA	4	108	46
NIGERIA	14 926	2 419	1 055	LIBYA	7	721	312
ETHIOPIA	2 324	281	125	EGYPT	48	1 226	554
MALAWI	147	88	42	NIGERIA	7	218	96
REP S AFRICA	1 305	1 050	469	REP S AFRICA	210	3 334	1 496
USA	51 128	25 847	11 439	USA	196	26 518	12 235
CANADA	5 413	3 394	1 529	CANADA	3	166	70
MEXICO	3 683	2 276	1 010	MEXICO	1	1 301	587
CUBA	439	132	53	JAMAICA		101	45
VENEZUELA	2 191	291	128	BARBADOS		108	47
BRAZIL	137	185	82	VENEZUELA	8	355	161
ARGENTINA	77	89	39	BRAZIL	53	6 946	3 140
SYRIA	1 677	308	138	CHILE	17	369	158
IRAQ	3 649	1 154	498	ARGENTINA	4	524	237
IRAN	375	143	64	CYPRUS	5	674	296
ISRAEL	8 256	1 252	559	LEBANON	1	650	294
JORDAN	2 755	435	193	SYRIA	10	676	302
SAUDI ARABIA	20 518	6 313	2 792	IRAQ	51	926	426
KUWAIT	2 882	538	245	IRAN	108	5 039	2 244
BAHRAIN	935	180	80	ISRAEL	84	5 969	2 629
ARAB EMIRAT	4 732	675	301	JORDAN	5	314	135
AFGHANISTAN	1 000	88	39	SAUDI ARABIA	53	364	160
PAKISTAN	85	83	38	KUWAIT	63	320	142
INDIA	2 070	1 818	800	ARAB EMIRAT	14	105	48
INDONESIA	91	256	123	AFGHANISTAN	2	92	40
MALAYSIA	1 600	207	93	PAKISTAN	4	123	53
AUSTRALIA	152	113	48	INDIA	48	2 095	932
				THAILAND	34	417	184
				MALAYSIA	25	1 459	623
				SINGAPORE	126	4 656	2 067
				PHILIPPINES	3	91	40
				P REP CHINA	7	449	216
				SOUTH KOREA	35	1 706	752
				JAPAN	19	44 595	20 110
				TAIWAN	54	12 359	5 308
				HONG KONG	122	16 116	7 119
				AUSTRALIA	11	960	436
				NEW ZEALAND	1	139	62
581 SILVER, PLATINUM, ETC				682 COPPER EXC CEMENT COPPER			
IMPORTS	8 277	1 096 636	488 622	IMPORTS	6 775 140	2 958 645	1 312 072
FRANCE	332	36 327	16 200	FRANCE	562 308	271 624	121 009
BELGIUM LUX	340	30 552	13 286	BELGIUM LUX	1 518 798	669 873	296 530
NETHERLANDS	382	45 350	19 919	NETHERLANDS	115 694	54 629	24 467
ITALY	15	20 966	9 182	ITALY	154 067	85 034	37 713
UNTD KINGDOM	430	160 522	70 643	UNTD KINGDOM	236 146	112 264	50 121
IRISH REP	12	795	352	IRISH REP	702	587	255
DENMARK	27	2 338	1 093	DENMARK	14 933	6 123	2 746
GREECE	11	926	419	GREECE	25 942	11 434	5 159
NORWAY	14	1 011	447	NORWAY	108 759	45 496	20 199
SWEDEN	1 594	127 113	58 256	SWEDEN	150 886	80 978	35 966
FINLAND	143	12 618	5 650	FINLAND	26 770	14 693	6 501
SWITZERLAND	1 455	150 678	67 621	SWITZERLAND	73 250	48 047	21 438
AUSTRIA	142	11 135	4 897	AUSTRIA	111 307	51 267	22 837
PORTUGAL	45	2 606	1 171	PORTUGAL	563	250	115
SPAIN	106	5 699	2 543	SPAIN	48 588	22 773	10 067
YUGOSLAVIA	63	6 208	2 746	YUGOSLAVIA	58 584	23 513	10 575
TURKEY	1	87	39	TURKEY	601	551	243
USSR	63	87 235	38 571	USSR	22 180	7 711	3 544
POLAND	641	50 718	22 884	POLAND	779 597	307 534	135 894
CZECHOSLOVA		953	418	HUNGARY	60 189	21 519	9 467
HUNGARY	20	2 292	1 044	ROMANIA	39 944	13 092	5 791
ROMANIA	64	5 421	2 295	BULGARIA	2 286	650	307
BULGARIA	7	1 447	714	ALBANIA	250	88	44
TOGO		64	31	ZAIRE	222 264	87 587	38 834
REP S AFRICA	50	65 723	28 951	ZAMBIA	279 358	100 411	43 642
USA	546	113 334	50 601	ZIMBABWE	4 856	1 799	773
CANADA	2	310	135	REP S AFRICA	551 791	226 397	100 342
MEXICO	269	21 037	9 267	USA	57 535	56 335	25 171
VENEZUELA	3	276	131	CANADA	161 890	64 221	28 804
PERU	4	137	63	MEXICO	367	378	179
BRAZIL	4	471	234	PERU	29 774	13 935	6 532
CHILE	491	40 980	18 271	BRAZIL	1 484	686	290
ISRAEL	4	369	161	CHILE	1 263 820	494 122	218 891
ARAB EMIRAT	286	25 262	11 626	PARAGUAY	1 792	648	300
THAILAND	5	325	140	ARGENTINA	483	175	77
P REP CHINA		1 171	511	ISRAEL	1 310	489	221
NORTH KOREA	562	44 824	19 331	JAPAN	8 029	7 494	3 382
JAPAN	64	9 504	4 346	AUSTRALIA	77 918	54 181	23 616
HONG KONG	79	4 884	2 141				
AUSTRALIA	1	4 791	2 212	EXPORTS	4 759 796	2 764 987	1 226 838
NEW ZEALAND		85	37	FRANCE	526 086	308 605	137 310
EXPORTS	10 620	756 177	341 011	BELGIUM LUX	267 942	142 696	63 620
FRANCE	855	53 343	23 565	NETHERLANDS	414 256	223 028	99 484
BELGIUM LUX	240	10 481	4 670	ITALY	360 580	217 639	97 274
NETHERLANDS	545	65 277	29 228	UNTD KINGDOM	561 157	323 993	143 284
ITALY	831	61 482	27 305	IRISH REP	13 256	9 851	4 364
UNTD KINGDOM	617	43 590	20 141				
IRISH REP	39	515	226				
DENMARK	177	8 821	3 948				
GREECE	67	2 758	1 226				
ICELAND	2	236	102				
NORWAY	166	9 804	4 323				
SWEDEN	1 147	38 316	17 265				
FINLAND	536	7 611	3 412				
SWITZERLAND	2 161	219 381	100 903				
AUSTRIA	553	27 199	12 173				

## 6 IMPORTS AND EXPORTS (SPECIAL TRADE) BY GROUPS OF THE SITC-REV. II AND BY COUNTRIES OF PRODUCTION AND CONSUMPTION 1981

GROUP COUNTRY	DT = 100 KG	1 000 DM	1 000 \$	GROUP COUNTRY	DT = 100 KG	1 000 DM	1 000 \$
DENMARK	87 131	55 554	24 796	PHILIPPINES	32 579	44 058	20 039
GREECE	7 528	7 332	3 237	JAPAN	418	513	233
ICELAND	436	557	242	AUSTRALIA	57 674	83 717	37 061
NORWAY	118 992	63 529	28 142	EXPORTS	146 450	308 773	137 030
SWEDEN	182 601	105 617	46 941	FRANCE	36 233	55 458	24 629
FINLAND	62 120	40 968	18 299	BELGIUM LUX	8 174	14 934	6 624
SWITZERLAND	383 238	212 029	94 255	NETHERLANDS	10 630	19 244	8 556
AUSTRIA	362 363	186 843	83 087	ITALY	5 062	13 044	5 809
PORTUGAL	15 829	12 142	5 447	UNTD KINGDOM	20 886	43 447	19 122
SPAIN	55 610	42 541	18 935	IRISH REP	680	1 818	807
MALTA	5 776	2 714	1 202	DENMARK	842	2 114	935
YUGOSLAVIA	28 704	26 173	11 546	GREECE	206	467	219
TURKEY	51 919	22 468	9 985	NORWAY	235	843	380
USSR	26 413	43 401	19 170	SWEDEN	477	1 093	475
POLAND	5 244	8 152	3 633	FINLAND	321	1 131	509
CZECHOSLOVA	66 872	31 664	13 969	SWITZERLAND	5 953	14 142	6 286
HUNGARY	63 720	35 193	15 335	AUSTRIA	4 674	10 050	4 400
ROMANIA	33 774	22 436	9 757	PORTUGAL	330	1 071	481
BULGARIA	18 488	14 140	6 264	SPAIN	648	2 164	972
ALBANIA	1 591	1 048	458	MALTA	11	78	36
CANARY IS	1 331	878	392	YUGOSLAVIA	1 681	5 057	2 261
MOROCCO	7 474	4 492	2 007	TURKEY	1 257	2 372	1 045
ALGERIA	59 690	27 295	12 536	USSR	172	459	197
TUNISIA	1 699	1 311	579	POLAND	45	144	66
LIEYA	1 979	2 054	923	CZECHOSLOVA	318	1 046	459
EGYPT	19 832	11 296	5 063	HUNGARY	166	926	406
SUDAN	299	270	118	ROMANIA	1 358	6 580	2 903
MALI	371	184	84	BULGARIA	409	934	410
GHANA	2 377	1 344	594	MOROCCO	79	142	64
NIGERIA	34 206	20 941	9 303	ALGERIA	63	208	91
ANGOLA	233	227	101	EGYPT	146	432	186
ETHIOPIA	160	112	50	SUDAN	100	327	163
KENYA	567	360	161	NIGERIA	38	108	48
TANZANIA	131	137	62	MOZAMBIQUE	80	155	71
ZIMBABWE	117	134	58	ZIMBABWE	60	134	58
REP S AFRICA	65 733	39 543	17 422	USA	947	2 307	1 011
USA	499 741	263 886	115 840	CANADA	25 322	59 692	26 483
CANADA	21 698	13 122	5 799	MEXICO	2 906	8 498	3 781
MEXICO	7 920	6 148	2 771	REP S AFRICA	2 409	7 318	3 368
COSTA RICA	155	139	62	CUBA	45	344	150
CUBA	295	486	227	COLOMBIA	52	298	132
REP HAITI	121	69	32	VENEZUELA	656	1 244	546
COLOMBIA	709	515	235	PERU	345	786	343
VENEZUELA	10 902	8 812	3 887	BRAZIL	1 267	3 194	1 424
ECUADOR	724	599	265	CHILE	161	379	169
PERU	2 563	1 991	880	ARGENTINA	495	1 315	586
BRAZIL	5 332	14 730	6 517	LEBANON	63	135	60
CHILE	554	693	304	SYRIA	210	302	131
BOLIVIA	186	186	81	IRAQ	94	202	85
URUGUAY	72	155	67	IRAN	531	1 125	509
ARGENTINA	2 665	3 604	1 634	ISRAEL	695	1 194	525
CYPRUS	300	348	154	JORDAN	723	1 465	687
LEBANON	328	393	175	SAUDI ARABIA	2 083	4 239	1 862
SYRIA	1 284	832	365	KUWAIT	58	100	43
IRAQ	40 245	19 134	8 053	PAKISTAN	90	276	123
IRAN	74 612	37 691	16 510	INDIA	2 026	4 271	1 903
ISRAEL	45 361	22 043	9 860	BURMA	135	237	110
JORDAN	678	810	354	THAILAND	307	682	300
SAUDI ARABIA	6 062	5 764	2 539	INDONESIA	101	494	221
KUWAIT	1 431	1 280	570	MALAYSIA	98	240	106
BAHRAIN	104	166	73	SINGAPORE	24	121	52
QATAR	185	162	71	PHILIPPINES	56	150	68
ARAB EMIRAT	2 289	3 929	1 703	P REP CHINA	50	145	67
OMAN	99	112	50	SOUTH KOREA	173	2 070	931
AFGHANISTAN	271	408	177	JAPAN	881	259	121
PAKISTAN	7 877	4 309	1 967	HONG KONG	51	317	138
INDIA	35 662	18 253	8 075	AUSTRALIA	1 774	3 953	1 768
BANGLADESH	470	302	131	NEW ZEALAND	85	174	80
SRI LANKA	303	229	101				
NEPAL	236	146	63				
THAILAND	496	484	214				
INDONESIA	13 182	10 481	4 728				
MALAYSIA	8 002	5 154	2 267				
SINGAPORE	16 084	13 924	6 146				
PHILIPPINES	217	395	172				
P REP CHINA	466	899	403				
SOUTH KOREA	1 858	3 005	1 330				
JAPAN	2 520	4 300	1 874				
TAIWAN	3 691	3 479	1 573				
HONG KONG	10 566	10 243	4 497				
AUSTRALIA	5 806	5 735	2 550				
NEW ZEALAND	6 936	3 713	1 639				
683 NICKEL							
IMPORTS	457 606	714 197	317 052	684 ALUMINIUM			
FRANCE	32 804	51 228	22 811	IMPORTS	7 120 305	2 806 901	1 246 677
BELGIUM LUX	2 043	2 475	1 082	FRANCE	1 072 791	476 381	212 443
NETHERLANDS	717	1 789	809	BELGIUM LUX	444 743	185 553	82 739
ITALY	652	1 439	628	NETHERLANDS	920 345	402 620	178 786
UNTD KINGDOM	65 435	116 593	52 104	ITALY	297 926	133 065	58 946
IRISH REP	545	2 307	1 044	UNTD KINGDOM	674 481	250 469	111 133
NORWAY	6 558	10 082	4 397	IRISH REP	5 256	4 097	1 798
SWEDEN	900	2 363	1 041	DENMARK	41 301	22 983	10 211
FINLAND	12 326	19 084	8 378	GREECE	59 187	26 087	11 577
SWITZERLAND	412	2 517	1 110	ICELAND	148 346	48 336	21 517
AUSTRIA	406	859	383	SWEDEN	2 114 721	696 792	308 243
USSR	66 245	89 355	39 519	FINLAND	106 715	43 618	19 394
HUNGARY	1 860	2 096	907	SWITZERLAND	3 023	1 159	511
ZIMBABWE	20 362	28 649	12 653	AUSTRIA	223 357	119 118	52 832
REP S AFRICA	21 889	30 513	13 367	SPAIN	218 672	108 110	48 048
USA	69 878	129 021	57 190	MALTA	128 684	44 301	19 439
CANADA	63 868	95 357	42 215	YUGOSLAVIA	300	107	47
				TURKEY	70 144	25 429	11 247
				USSR	570	386	171
				HUNGARY	50 511	11 412	5 093
				ROMANIA	28 439	9 533	4 280
				BULGARIA	5 587	1 847	820
				EGYPT	1 204	371	172
				IVORY COAST	190 886	61 389	26 584
				GHANA	771	286	134
				USA	31 365	12 056	5 702
				MEXICO	99 021	53 864	24 302
				VENEZUELA	402	308	129
					10 004	3 372	1 471

## 6 IMPORTS AND EXPORTS (SPECIAL TRADE) BY GROUPS OF THE SITC-REV. II AND BY COUNTRIES OF PRODUCTION AND CONSUMPTION 1981

GROUP COUNTRY	DT = 100 KG	1 000 DM	1 000 \$	GROUP COUNTRY	DT = 100 KG	1 000 DM	1 000 \$
SURINAM	71 814	22 572	10 285	OMAN	64	105	46
BRAZIL	2 526	982	452	AFGHANISTAN	105	150	71
ARGENTINA	13 854	4 645	2 168	PAKISTAN	8 388	4 991	2 232
ISRAEL	20 656	9 728	4 335	INDIA	2 122	2 415	1 072
BAHRAIN	19 018	7 089	3 282	BANGLADESH	396	248	107
ARAB EMIRAT	254	80	37	SRI LANKA	2 686	1 756	764
INDIA	795	370	156	NEPAL	75	114	50
JAPAN	10 021	7 409	3 287	BURMA	763	1 269	541
AUSTRALIA	3 553	871	382	THAILAND	2 451	1 716	750
NEW ZEALAND	190	180	80	INDONESIA	10 282	6 408	2 809
EXPORTS	6 431 841	3 119 042	1 381 423	MALAYSIA	5 812	3 851	1 636
FRANCE	1 351 937	632 355	280 837	SINGAPORE	9 971	9 381	4 160
BELGIUM LUX	709 175	298 542	132 775	PHILIPPINES	1 713	1 080	475
NETHERLANDS	651 744	313 971	139 100	P. REP CHINA	6 219	3 879	1 760
ITALY	785 711	339 270	150 995	NORTH KOREA	780	445	185
UNTD KINGDOM	537 857	290 415	127 995	SOUTH KOREA	40 054	15 054	6 450
IRISH REP	32 098	18 565	8 123	JAPAN	95 747	32 547	14 194
DENMARK	160 238	74 174	32 900	TAIWAN	7 689	5 071	2 219
GREECE	26 610	14 782	6 421	HONG KONG	1 684	1 900	839
ICELAND	890	577	255	AUSTRALIA	7 210	5 520	2 407
NORWAY	260 057	100 650	44 704	NEW ZEALAND	532	893	400
SWEDEN	175 366	96 941	42 782	NEW CALEDON	298	279	126
FINLAND	77 562	38 903	17 227	685 LEAD			
SWITZERLAND	236 878	126 489	56 032	IMPORTS	1 190 160	252 043	111 006
AUSTRIA	382 044	178 578	78 970	FRANCE	127 762	21 710	9 638
PORTUGAL	14 001	8 231	3 612	BELGIUM LUX	221 386	47 343	21 009
SPAIN	62 419	39 416	17 521	NETHERLANDS	97 450	16 092	7 214
ANDORRA	83	74	30	UNTD KINGDOM	326 064	70 320	30 988
MALTA	465	367	160	DENMARK	583	112	50
YUGOSLAVIA	40 491	26 525	11 860	SWEDEN	87 293	17 622	8 203
TURKEY	27 732	11 176	4 986	SWITZERLAND	17 167	2 519	1 096
USSR	22 712	15 955	7 016	AUSTRIA	3 374	624	293
POLAND	4 617	2 718	1 254	SPAIN	267	335	148
CZECHOSLOVA	2 142	1 734	764	YUGOSLAVIA	22 188	2 374	1 011
HUNGARY	6 967	5 459	2 410	MOROCCO	7 818	1 361	601
ROMANIA	7 252	7 156	3 084	USA	115 364	36 512	15 161
BULGARIA	26 069	20 789	9 261	CANADA	62 507	10 499	4 593
ALBANIA	509	596	271	MEXICO	650	151	68
CANARY IS	1 154	1 303	573	AUSTRALIA	99 814	24 315	10 861
MOROCCO	2 989	1 515	665	EXPORTS	1 112 885	283 586	125 540
ALGERIA	21 042	10 044	4 404	FRANCE	110 059	21 805	9 636
TUNISIA	1 169	937	401	BELGIUM LUX	45 000	12 534	5 570
LIBYA	9 703	5 447	2 291	NETHERLANDS	115 049	57 620	25 462
EGYPT	7 908	6 285	2 864	ITALY	403 331	69 330	30 905
SUDAN	533	468	206	UNTD KINGDOM	7 525	4 708	2 104
MAURITANIA	1 344	591	262	DENMARK	43 588	9 692	4 241
GUIN BISSAU	374	219	92	GREECE	299	145	65
REP GUINEA	2 762	1 364	653	NORWAY	2 211	1 121	501
SIERRA LEONE	311	104	47	SWEDEN	14 946	5 623	2 480
LIBERIA	554	225	95	FINLAND	22 845	5 288	2 340
IVORY COAST	1 428	1 080	477	SWITZERLAND	30 893	7 055	3 148
GHANA	339	258	120	AUSTRIA	170 421	30 908	13 620
TOGO	167	271	117	SPAIN	8 296	1 772	787
NIGERIA	15 494	10 163	4 464	YUGOSLAVIA	2 977	1 086	468
CAMEROON	431	1 768	775	TURKEY	5 931	1 126	511
ZAIRE	263	246	103	USSR	6 704	1 295	533
RWANDA	391	188	83	POLAND	921	540	234
ANGOLA	257	215	97	CZECHOSLOVA	17 765	3 490	1 468
ETHIOPIA	2 041	981	444	ROMANIA	459	340	151
KENYA	3 264	1 765	773	CANARY IS	149	199	88
TANZANIA	3 691	1 626	694	ALGERIA	10 778	1 891	872
MOZAMBIQUE	189	213	96	LIBYA	5 154	1 555	691
MADAGASCAR	93	108	49	EGYPT	21 610	4 447	1 957
MAURITIUS	380	319	144	SUDAN	920	142	71
ZAMBIA	128	113	47	NIGERIA	366	123	55
ZIMBABWE	1 295	686	312	KENYA	80	113	51
MALAWI	445	329	153	ZAMBIA	135	97	42
REP S AFRICA	81 906	40 155	17 538	REP S AFRICA	554	433	196
USA	161 754	104 316	45 908	USA	25 763	25 965	11 458
CANADA	44 898	19 587	8 608	DOMINIC REP	143	192	87
MEXICO	5 422	3 429	1 516	COLOMBIA	71	93	39
GUATEMALA	772	788	377	VENEZUELA	9 794	4 198	1 878
EL SALVADOR	428	380	169	ECUADOR	862	317	157
NICARAGUA	845	661	297	ARGENTINA	651	252	116
COSTA RICA	144	211	92	LEBANON	2 100	336	156
PANAMA	593	604	262	SYRIA	221	264	117
CUBA	262	151	72	IRAQ	1 774	437	186
DOMINIC REP	2 223	1 591	686	IRAN	3 253	1 028	423
JAMAICA	232	226	105	ISRAEL	857	247	105
TRINIDAD TOB	540	468	212	SAUDI ARABIA	9 981	2 410	1 070
COLOMBIA	1 215	1 102	485	KUWAIT	315	104	47
VENEZUELA	7 880	5 010	2 228	ARAB EMIRAT	1 076	368	161
SURINAM	296	226	102	THAILAND	514	160	69
ECUADOR	621	781	341	INDONESIA	556	339	142
PERU	5 252	3 601	1 612	MALAYSIA	2 133	747	346
BRAZIL	14 854	11 571	5 209	PHILIPPINES	856	179	85
CHILE	10 214	6 031	2 694	P. REP CHINA	215	231	110
BOLIVIA	566	305	137	SOUTH KOREA	114	109	48
URUGUAY	89	142	63	TAIWAN	1 304	334	139
ARGENTINA	3 993	3 836	1 687	686 ZINC			
CYPRUS	159	155	66	IMPORTS	1 737 864	359 269	158 487
LEBANON	7 000	3 113	1 411	FRANCE	308 089	74 302	32 804
SYRIA	8 059	3 881	1 651	BELGIUM LUX	654 009	130 628	57 627
IRAQ	19 348	13 448	6 065	NETHERLANDS	316 238	64 289	28 261
IRAN	111 863	46 045	20 246	ITALY	15 592	3 007	1 314
ISRAEL	15 372	8 727	3 863	UNTD KINGDOM	27 736	4 585	2 028
JORDAN	8 638	4 987	2 204				
SAUDI ARABIA	16 000	11 778	5 149				
KUWAIT	7 812	5 332	2 363				
BAHRAIN	262	411	188				
QATAR	888	1 166	525				
ARAB EMIRAT	2 214	2 009	922				

## 6 IMPORTS AND EXPORTS (SPECIAL TRADE) BY GROUPS OF THE SITC-REV. II AND BY COUNTRIES OF PRODUCTION AND CONSUMPTION 1981

GROUP COUNTRY	DT = 100 KG	1 000 DM	1 000 \$	GROUP COUNTRY	DT = 100 KG	1 000 DM	1 000 \$
DENMARK	422	122	53	SWEDEN	753	2 494	1 121
GREECE	1 734	250	110	FINLAND	482	1 415	631
NORWAY	144 655	27 616	12 240	SWITZERLAND	1 452	4 183	1 845
FINLAND	100 789	19 656	8 674	AUSTRIA	2 617	7 068	3 138
SWITZERLAND	454	89	42	PORTUGAL	95	314	137
AUSTRIA	2 926	1 034	450	SPAIN	50	91	41
SPAIN	34 764	7 172	3 158	YUGOSLAVIA	814	2 492	1 104
YUGOSLAVIA	17 053	4 201	1 866	TURKEY	112	349	161
POLAND	16 565	3 442	1 518	POLAND	53	146	63
BULGARIA	7 485	1 544	660	CZECHOSLOVA	541	1 604	711
SUDAN	1 884	297	127	ROMANIA	61	116	48
ZAMBIA	5 825	1 041	473	ALBANIA	550	1 674	738
USA	80	109	45	ALGERIA	61	202	88
CANADA	69 597	13 535	5 972	TUNISIA	32	76	34
SURINAM	747	147	60	EGYPT	61	212	93
PERU	6 500	1 425	636	REP S AFRICA	146	490	211
NORTH KOREA	4 118	600	292	USA	2 061	3 619	1 569
EXPORTS	1 479 095	308 050	135 445	REP HONDURAS	20	63	30
FRANCE	164 242	37 817	16 877	BRAZIL	37	173	79
BELGIUM LUX	100 457	19 740	8 707	CHILE	30	101	42
NETHERLANDS	163 284	33 352	14 904	IRAN	163	438	188
ITALY	231 607	47 424	20 938	ISRAEL	29	109	49
UNTD KINGDOM	39 172	8 587	3 733	INDIA	41	169	78
IRISH REP	2 921	789	341	MALAYSIA	132	428	188
DENMARK	9 051	2 441	1 067	SOUTH KOREA	82	348	155
GREECE	9 539	2 184	958	JAPAN	21	174	76
NORWAY	1 580	426	190	TAIWAN	27	118	54
SWEDEN	1 237	501	222	688 URANIUM, THORIUM, ALLOYS			
FINLAND	3 417	743	332	IMPORTS	7	200	86
SWITZERLAND	83 010	16 001	7 100	USA	1	139	59
AUSTRIA	50 353	11 851	5 231	EXPORTS	14	308	135
PORTUGAL	3 840	1 256	573	CANADA	9	89	40
SPAIN	2 772	541	246	JAPAN		92	40
YUGOSLAVIA	18 184	3 575	1 593	689 NON-FER BASE METALS NES			
TURKEY	19 497	3 669	1 635	IMPORTS	407 937	474 168	211 242
USSR	2 508	348	162	FRANCE	28 368	29 551	13 227
CZECHOSLOVA	108 866	21 647	9 461	BELGIUM LUX	8 219	24 203	10 834
HUNGARY	11 475	2 312	1 076	NETHERLANDS	4 763	4 558	2 026
ROMANIA	10 102	2 248	988	ITALY	53 087	31 791	13 991
MOROCCO	362	90	39	UNTD KINGDOM	8 334	18 762	8 363
ALGERIA	558	241	115	IRISH REP	58	1 896	832
EGYPT	1 342	278	124	DENMARK	1 943	863	383
NIGERIA	14 001	3 189	1 381	NORWAY	110 762	67 379	30 084
CAMEROON	500	83	39	SWEDEN	7 573	14 705	6 467
ETHIOPIA	8 000	1 230	613	FINLAND	1 583	12 186	5 476
UGANDA	532	135	57	SWITZERLAND	882	3 465	1 546
REP S AFRICA	481	145	64	AUSTRIA	12 038	26 074	11 576
USA	363 893	72 397	31 102	SPAIN	898	802	344
CANADA	16 608	3 353	1 404	YUGOSLAVIA	19 518	10 765	4 802
MEXICO	213	143	65	TURKEY	350	226	105
VENEZUELA	273	81	34	USSR	7 624	19 361	8 845
SYRIA	7 697	1 779	791	POLAND	42	112	47
IRAQ	640	263	120	CZECHOSLOVA	65	217	100
IRAN	3 670	958	416	HUNGARY	55	441	191
SAUDI ARABIA	6 122	1 284	545	ROMANIA	256	640	282
KUWAIT	5 001	784	365	BULGARIA	232	192	83
ARAB EMIRAT	699	182	83	ZAIRE	2 037	16 726	7 650
INDIA	191	96	42	MOZAMBIQUE	1 478	500	211
BANGLADESH	753	180	83	ZAMBIA	664	6 357	2 958
BURMA	1 388	395	172	REP S AFRICA	23 088	6 560	2 941
INDONESIA	650	154	68	USA	60 230	70 794	31 493
JAPAN	553	530	233	CANADA	16 466	14 377	6 426
TAIWAN	1 763	439	195	MEXICO	127	145	65
HONG KONG	1 867	589	257	BOLIVIA	153	98	42
AUSTRALIA	1 612	639	286	ISRAEL	2 474	8 116	3 576
NEW ZEALAND	694	297	128	THAILAND	101	314	156
687 TIN				P REP CHINA	6 846	5 260	2 346
IMPORTS	180 409	557 352	246 611	NORTH KOREA	520	401	178
FRANCE	213	631	272	SOUTH KOREA	268	559	250
BELGIUM LUX	2 191	5 848	2 757	JAPAN	24 373	72 559	31 941
NETHERLANDS	25 812	74 115	32 880	TAIWAN	22	254	107
UNTD KINGDOM	5 025	14 383	6 365	AUSTRALIA	350	2 808	1 226
SWITZERLAND	380	921	409	EXPORTS	64 892	160 917	71 253
AUSTRIA	163	365	154	FRANCE	5 101	20 309	9 044
NIGERIA	1 601	5 070	2 313	BELGIUM LUX	5 377	10 830	4 860
ZAIRE	100	356	142	NETHERLANDS	6 951	12 574	5 555
ZIMBABWE	1 181	3 708	1 611	ITALY	10 116	5 447	2 418
USA	457	1 450	638	UNTD KINGDOM	9 694	18 178	8 029
BRAZIL	3 152	10 540	4 518	IRISH REP	275	249	115
CHILE	293	889	425	DENMARK	51	272	119
BOLIVIA	8 634	27 186	11 998	GREECE	30	396	175
THAILAND	62 296	195 906	86 543	NORWAY	78	107	49
INDONESIA	45 795	144 663	64 371	SWEDEN	939	3 090	1 370
MALAYSIA	18 896	58 335	25 407	FINLAND	105	385	169
SINGAPORE	943	2 801	1 264	SWITZERLAND	998	4 913	2 192
P REP CHINA	2 450	7 752	3 384	AUSTRIA	4 181	6 792	3 043
AUSTRALIA	793	2 352	1 122	PORTUGAL	35	499	216
EXPORTS	54 373	160 887	70 811	SPAIN	585	1 949	852
FRANCE	1 622	4 763	2 138	YUGOSLAVIA	1 254	2 761	1 250
BELGIUM LUX	1 867	5 373	2 399	TURKEY	69	167	72
NETHERLANDS	33 443	105 154	46 138	USSR	590	3 396	1 504
ITALY	1 314	3 984	1 810	POLAND	113	2 602	1 192
UNTD KINGDOM	3 644	7 566	3 269	CZECHOSLOVA	309	2 587	1 136
IRISH REP	380	1 169	519	HUNGARY	72	807	353
DENMARK	794	2 066	921				
GREECE	244	730	328				
NORWAY	291	849	372				

## 6 IMPORTS AND EXPORTS (SPECIAL TRADE) BY GROUPS OF THE SITC-REV. II AND BY COUNTRIES OF PRODUCTION AND CONSUMPTION 1981

GROUP COUNTRY	DT = 100 KG	1 000 DM	1 000 \$	GROUP COUNTRY	DT = 100 KG	1 000 DM	1 000 \$
ROMANIA	160	507	217	COSTA RICA	204	123	55
REP S AFRICA	15	257	112	PANAMA	839	221	94
USA	12 406	37 501	16 515	DOMINIC REP	205	168	78
MEXICO	49	417	182	JAMAICA	293	65	31
ECUADOR	10	76	36	ST LUCIA	207	192	81
BRAZIL	868	1 532	678	TRINIDAD TOB	4 606	1 539	720
ARGENTINA	10	91	40	NETH ANTILL	226	75	33
IRAN	820	834	362	COLOMBIA	734	402	178
ISRAEL	1 628	8 567	3 788	VENEZUELA	10 844	4 992	2 294
INDIA	239	2 898	1 277	SURINAM	220	82	36
NORTH KOREA	2	446	189	ECUADOR	1 179	1 470	671
SOUTH KOREA	53	663	297	PERU	3 280	1 794	796
JAPAN	1 471	7 958	3 465	BRAZIL	169	423	185
TAIWAN	41	326	141	CHILE	28 134	5 729	2 572
				BOLIVIA	626	642	271
691 STRUCTURES AND PARTS NES				PARAGUAY	1 930	968	433
IMPORTS	2 983 582	873 571	386 075	ARGENTINA	20 574	27 153	11 803
FRANCE	746 808	172 918	76 231	CYPRUS	949	560	248
BELGIUM LUX	312 840	80 215	35 399	LEBANON	1 748	1 332	592
NETHERLANDS	688 813	167 025	73 640	SYRIA	7 253	9 970	4 306
ITALY	1 71 922	63 318	27 887	IRAN	389 411	177 614	77 462
UNTD KINGDOM	68 740	36 756	16 220	ISRAEL	3 237	2 175	935
IRISH REP	3 518	3 365	1 474	JORDAN	2 017	1 754	783
DENMARK	157 264	53 135	23 520	SAUDI ARABIA	15 976	4 761	2 089
GREECE	2 216	180	78	KUWAIT	593 432	217 616	96 218
NORWAY	14 926	5 020	2 267	BAHRAIN	42 514	19 175	8 638
SWEDEN	65 382	25 470	11 270	QATAR	2 497	1 369	610
FINLAND	46 139	19 840	8 721	ARAB EMIRAT	12 446	13 024	5 683
SWITZERLAND	218 023	102 219	45 428	OMAN	31 416	15 621	7 023
AUSTRIA	229 053	83 027	36 657	NORTH YEMEN	7 205	1 593	698
PORTUGAL	332	516	227	SOUTH YEMEN	2 504	409	167
SPAIN	7 674	3 252	1 449	AFGHANISTAN	416	1 213	502
MALTA	353	72	32	PAKISTAN	91	153	73
YUGOSLAVIA	22 690	5 045	2 314	INDIA	3 622	830	392
POLAND	117 789	16 580	7 319	INDIA	1 719	1 121	495
CZECHOSLOVA	5 386	764	349	MALDIVES	53	121	53
HUNGARY	39 146	7 892	3 484	SRI LANKA	708	555	246
ROMANIA	1 684	433	194	BURMA	812	943	402
USA	13 732	11 468	5 019	THAILAND	1 869	1 460	617
CANADA	17 273	6 605	2 973	INDONESIA	2 787	1 092	490
BRAZIL	8 820	2 721	1 209	MALAYSIA	1 937	1 167	515
LEBANON	401	137	62	SINGAPORE	18 943	7 654	3 488
ISRAEL	320	153	69	PHILIPPINES	3 007	1 028	468
SINGAPORE	11 130	922	437	P REP CHINA	554	2 287	1 065
JAPAN	6 560	3 962	1 898	SOUTH KOREA	835	1 946	827
TAIWAN	230	164	74	JAPAN	972	1 722	759
EXPORTS	5 391 128	2 247 190	995 603	TAIWAN	331	302	140
FRANCE	746 792	232 984	103 596	HONG KONG	3 844	1 375	620
BELGIUM LUX	481 296	160 228	71 090	AUSTRALIA	3 521	1 894	847
NETHERLANDS	600 846	206 573	91 824	PAPUA NEW G	526	234	98
ITALY	87 282	57 859	25 812	FR POLYNESIA	752	158	66
UNTD KINGDOM	139 649	105 873	46 676				
IRISH REP	31 014	9 583	4 300	692 METAL TANKS,BOXES,ETC			
DENMARK	148 153	40 428	17 946	IMPORTS	786 676	336 433	149 747
GREECE	21 491	9 759	4 294	FRANCE	130 551	73 062	32 544
ICELAND	3 237	1 435	623	BELGIUM LUX	205 996	65 909	29 437
NORWAY	57 864	23 435	10 421	NETHERLANDS	130 586	55 924	24 889
SWEDEN	77 068	33 793	15 007	ITALY	41 529	21 829	9 714
FINLAND	26 573	10 013	4 431	UNTD KINGDOM	42 854	26 565	11 817
SWITZERLAND	420 710	163 927	72 381	IRISH REP	1 055	1 059	469
AUSTRIA	285 818	126 995	56 137	DENMARK	43 419	18 418	8 150
PORTUGAL	14 186	3 307	1 448	GREECE	1 530	545	239
SPAIN	61 519	13 534	6 119	NORWAY	1 655	1 156	502
MALTA	623	276	129	SWEDEN	11 405	7 176	3 176
YUGOSLAVIA	8 355	7 611	3 297	FINLAND	806	744	355
TURKEY	12 928	8 505	3 851	SWITZERLAND	48 879	19 148	8 526
USSR	13 175	8 450	4 058	AUSTRIA	58 769	24 703	10 974
POLAND	3 818	886	397	SPAIN	8 098	2 739	1 227
CZECHOSLOVA	4 242	3 768	1 659	GIBRALTAR	79	99	43
HUNGARY	13 009	10 362	4 550	YUGOSLAVIA	4 793	1 193	537
ROMANIA	5 489	4 752	2 269	TURKEY	721	87	40
BULGARIA	3 687	6 582	2 995	POLAND	25 147	6 337	2 830
CANARY IS	679	361	156	CZECHOSLOVA	9 515	2 287	1 002
MOROCCO	9 846	5 532	2 336	HUNGARY	8 169	2 966	1 306
ALGERIA	79 920	41 102	18 051	REP S AFRICA	62	89	37
TUNISIA	1 597	1 389	623	USA	2 905	3 018	1 324
LIBYA	405 545	235 301	104 546	CANADA	291	144	63
EGYPT	42 221	21 557	9 691	SYRIA	1	89	38
SUDAN	4 367	1 622	704	ISRAEL	69	123	55
*ALI	740	754	363	JAPAN	78	133	59
SENEGAL	28	75	34	TAIWAN	139	156	71
REP GUINEA	888	452	201	HONG KONG	239	328	144
SIERRA LEONE	3 298	1 138	503	EXPORTS	1 585 381	773 138	340 967
LIBERIA	903	251	114	FRANCE	161 814	82 218	36 406
IVORY COAST	3 156	1 646	733	BELGIUM LUX	225 792	63 009	27 941
GHANA	1 084	2 708	1 168	NETHERLANDS	423 872	151 006	67 091
TOGO	1 542	910	414	ITALY	66 142	34 379	15 355
PERIN	2 251	504	215	UNTD KINGDOM	26 863	25 601	11 262
NIGERIA	146 629	62 342	27 856	IRISH REP	3 456	2 959	1 301
CAMEROON	2 385	923	405	DENMARK	96 785	48 684	21 307
ZAIRE	461	287	123	GREECE	8 691	6 205	2 744
SOMALIA	440	365	169	ICELAND	1 360	1 242	542
KENYA	1 940	666	276	NORWAY	17 827	11 510	5 003
TANZANIA	3 245	786	334	SWEDEN	37 890	23 838	10 617
MADAGASCAR	4 159	1 958	917	FINLAND	8 077	7 189	3 211
REP S AFRICA	16 350	18 396	8 132	SWITZERLAND	81 007	47 855	21 268
USA	72 539	27 211	11 969	AUSTRIA	191 647	79 792	35 219
CANADA	25 226	6 548	2 834	PORTUGAL	2 517	1 415	628
MEXICO	34 687	20 072	8 959	SPAIN	14 920	9 612	4 173
REP HONDURAS	1 073	548	261	MALTA	84	91	40



6 IMPORTS AND EXPORTS (SPECIAL TRADE) BY GROUPS OF THE SITC-REV. II AND BY COUNTRIES OF PRODUCTION AND CONSUMPTION 1981

GROUP COUNTRY	DT = 100 KG	1 000 DM	1 000 \$	GROUP COUNTRY	DT = 100 KG	1 000 DM	1 000 \$
YUGOSLAVIA	12 194	6 651	2 995	JAPAN	4 257	1 615	721
TURKEY	349	256	117	EXPORTS	2 314 102	607 448	269 525
USSR	441	963	444	FRANCE	495 832	102 528	45 750
POLAND	792	561	250	BELGIUM LUX	251 011	47 302	20 926
CZECHOSLOVA	5 476	3 254	1 436	NETHERLANDS	435 107	74 823	33 159
HUNGARY	3 948	4 536	1 965	ITALY	44 107	26 764	11 883
ROMANIA	1 007	720	330	UNITED KINGDOM	71 488	40 033	17 737
BULGARIA	2 403	479	214	IRISH REP	15 126	5 789	2 562
MOROCCO	3 796	1 786	818	DENMARK	46 598	10 676	4 725
ALGERIA	4 764	5 254	2 280	GREECE	17 683	10 109	4 495
TUNISIA	229	368	159	ICELAND	389	106	48
LIBYA	19 777	22 278	9 160	NORWAY	33 820	9 651	4 266
EGYPT	6 956	5 505	2 471	SWEDEN	117 070	24 357	10 703
SUDAN	1 503	1 206	526	FINLAND	17 183	14 331	6 414
GUIN BISSAU	1 080	480	227	SWITZERLAND	31 006	17 604	7 813
REP GUINEA	1 277	615	258	AUSTRIA	159 079	28 700	12 739
SIERRA LEONE	1 452	337	147	PORTUGAL	1 788	748	338
LIBERIA	723	1 382	585	SPAIN	2 917	2 397	1 083
GHANA	1 102	497	223	YUGOSLAVIA	7 844	5 315	2 357
TOGO	2 957	1 045	458	TURKEY	1 199	3 088	1 366
RENIN	187	80	39	USSR	26 255	10 257	4 578
NIGERIA	14 315	13 653	5 918	POLAND	5 791	3 112	1 423
ZAIPE	187	267	111	CZECHOSLOVA	3 552	2 707	1 213
ANGOLA	138	311	137	HUNGARY	4 781	4 411	1 952
KENYA	80	211	96	ROMANIA	7 598	5 885	2 575
TANZANIA	139	222	102	BULGARIA	3 530	3 130	1 406
MAURITIUS	184	325	143	ALBANIA	624	186	82
ZAMBIA	76	217	92	MOROCCO	1 187	477	219
ZIMBABWE	46	86	39	ALGERIA	13 649	3 109	1 369
REP S AFRICA	2 483	1 667	728	TUNISIA	587	539	244
USA	7 046	6 169	2 700	LIBYA	59 398	6 861	3 058
CANADA	266	223	100	EGYPT	2 622	1 794	803
MEXICO	3 197	1 604	709	SUDAN	5 000	1 069	479
GUATEMALA	445	691	303	MAURITANIA	356	105	45
DOMINIC REP	1 150	488	228	GAMBIA	788	70	31
JAMAICA	262	228	102	SIERRA LEONE	925	276	120
COLOMBIA	767	914	423	LIBERIA	1 388	418	183
VENEZUELA	10 630	13 852	6 088	IVORY COAST	551	152	64
ECUADOR	408	665	289	GHANA	2 531	973	427
PERU	1 267	2 686	1 106	NIGERIA	66 360	10 280	4 645
BRAZIL	337	228	100	CAMEROON	2 100	543	248
CHILE	1 306	1 670	726	GABON	1 171	282	121
BOLIVIA	269	311	139	CONGO	1 383	385	170
URUGUAY	262	182	80	ZAIPE	880	493	217
ARGENTINA	700	970	430	RWANDA	384	229	105
CYPRUS	564	271	121	ANGOLA	1 167	445	210
LEBANON	1 129	388	176	ETHIOPIA	59	78	36
SYRIA	3 125	3 381	1 436	SOMALIA	579	82	38
IRAQ	37 427	32 622	14 289	KENYA	121	250	104
IRAN	4 712	3 989	1 777	TANZANIA	2 553	1 325	572
ISRAEL	2 695	1 646	718	COMOROS	203	97	46
JORDAN	639	401	180	ZIMBABWE	59	98	44
SAUDI ARABIA	25 439	12 712	5 593	REP S AFRICA	4 545	3 243	1 427
KUWAIT	718	624	265	USA	54 294	38 027	16 839
BAHRAIN	30	77	34	CANADA	15 434	5 649	2 550
ARAB EMIRAT	3 238	2 004	874	MEXICO	1 798	2 164	946
OMAN	2 543	1 732	767	GUATEMALA	467	211	92
NORTH YEMEN	118	149	62	REP HONDURAS	310	96	43
SOUTH YEMEN	102	83	32	COSTA RICA	1 051	804	369
AFGHANISTAN	134	243	108	CUBA	12 743	2 643	1 145
PAKISTAN	4 481	709	318	WEST INDIES	309	67	31
INDIA	813	939	408	DOMINIC REP	518	167	75
ENGLADESH	34	112	51	JAMAICA	666	148	70
BURMA	434	119	53	TRINIDAD TOP	1 078	437	187
THAILAND	378	639	281	NETH ANTILL	332	159	73
INDONESIA	1 104	983	440	COLOMBIA	503	483	217
MALAYSIA	283	419	183	VENEZUELA	1 592	1 065	471
SINGAPORE	652	771	350	SURINAM	4 227	754	326
PHILIPPINES	66	189	85	ECUADOR	760	346	158
P REP CHINA	617	491	226	PERU	1 570	690	304
SOUTH KOREA	1 019	910	401	BRAZIL	14 334	4 870	2 109
JAPAN	1 145	1 107	486	CHILE	2 494	1 282	576
TAIWAN	548	703	316	BOLIVIA	766	261	115
HONG KONG	119	181	79	PARAGUAY	2 877	716	314
AUSTRALIA	826	1 152	500	URUGUAY	912	258	109
693 WIRE PRODUCTS NON ELECTR				ARGENTINA	647	605	273
IMPORTS	1 052 450	239 304	106 508	CYPRUS	523	189	82
FRANCE	274 946	68 057	30 389	LEBANON	10 287	1 002	416
BELGIUM LUX	443 359	107 255	47 840	SYRIA	938	481	221
NETHERLANDS	152 916	16 182	7 144	IRAQ	76 704	11 282	4 972
ITALY	55 354	10 034	4 390	IRAN	3 434	2 787	1 204
UNITED KINGDOM	4 415	2 570	1 146	ISRAEL	9 227	3 395	1 512
IRISH REP	676	633	282	JORDAN	2 253	730	326
DENMARK	1 552	612	276	SAUDI ARABIA	73 783	18 377	8 124
GREECE	544	126	60	KUWAIT	2 485	834	369
NORWAY	1 216	1 049	454	BAHRAIN	1 090	291	131
SWEDEN	1 522	1 894	836	QATAR	1 209	281	120
SWITZERLAND	2 477	2 409	1 064	ARAB EMIRAT	11 793	2 422	1 060
AUSTRIA	12 203	3 730	1 641	OMAN	665	199	88
PORTUGAL	301	328	146	NORTH YEMEN	230	74	34
SPAIN	30 140	5 240	2 312	AFGHANISTAN	1 027	1 098	480
YUGOSLAVIA	2 628	444	196	PAKISTAN	848	519	233
POLAND	22 787	2 716	1 213	INDIA	328	603	270
CZECHOSLOVA	13 121	1 227	541	SRI LANKA	47	184	82
HUNGARY	289	69	34	THAILAND	305	340	150
ROMANIA	7 953	932	421	INDONESIA	1 862	765	342
USA	2 841	6 334	2 821	MALAYSIA	533	496	220
BRAZIL	128	148	67	SINGAPORE	8 342	2 319	1 016
CHILE	203	120	56	PHILIPPINES	150	236	102
P REP CHINA	214	89	40	P REP CHINA	2 806	831	379
SOUTH KOREA	15 764	5 271	2 327	SOUTH KOREA	484	1 654	734
				JAPAN	400	1 549	681

## 6 IMPORTS AND EXPORTS (SPECIAL TRADE) BY GROUPS OF THE SITC-REV. II AND BY COUNTRIES OF PRODUCTION AND CONSUMPTION 1981

GROUP COUNTRY	DT = 100 KG	1 000 DM	1 000 \$	GROUP COUNTRY	DT = 100 KG	1 000 DM	1 000 \$
TAIWAN	193	572	254	COSTA RICA	522	337	147
HONG KONG	2 466	1 409	613	CUBA	2 364	1 125	481
AUSTRALIA	1 595	1 339	593	REP HAITI	439	168	72
PAPUA NEW G	662	115	48	DOMINIC REP	415	203	88
NEW ZEALAND	2 568	716	316	JAMAICA	251	162	75
694 STL,COPPR NAILS,NUTS,ETC				NETH ANTILL	171	76	34
IMPORTS	1 499 411	584 208	259 499	COLOMBIA	178	249	109
FRANCE	134 246	60 024	26 697	VENEZUELA	4 412	2 632	1 180
BELGIUM LUX	124 935	33 447	14 879	SURINAM	474	197	84
NETHERLANDS	99 665	30 311	13 473	ECUADOR	584	414	182
ITALY	397 578	131 979	56 696	PERU	871	676	298
UNTD KINGDOM	26 524	34 049	15 221	BRAZIL	1 427	1 697	758
IRISH REP.	7 447	6 148	2 776	CHILE	1 083	679	295
DENMARK	23 649	8 023	3 571	BOLIVIA	474	246	104
GREECE	3 735	688	312	PARAGUAY	148	86	37
NORWAY	252	357	156	URUGUAY	224	436	196
SWEDEN	25 614	14 725	6 552	ARGENTINA	1 044	1 657	736
FINLAND	456	695	292	CYPRUS	639	374	165
SWITZERLAND	54 283	75 934	33 778	LEBANON	1 919	1 038	456
AUSTRIA	37 212	16 394	7 280	SYRIA	2 370	1 293	581
PORTUGAL	229	152	65	IRAQ	13 603	8 608	3 797
SPAIN	29 715	9 917	4 397	IRAN	11 728	8 373	3 683
MALTA	7	76	35	ISRAEL	3 130	3 011	1 318
YUGOSLAVIA	37 748	4 572	2 034	JORDAN	2 177	1 080	467
POLAND	96 032	10 344	4 609	SAUDI ARABIA	19 611	12 200	5 391
CZECHOSLOVA	33 561	2 774	1 230	KUWAIT	1 678	1 395	622
HUNGARY	9 322	1 121	500	BAHRAIN	1 129	809	355
ROMANIA	129 917	12 481	5 530	QATAR	134	173	75
BULGARIA	2 627	327	144	ARAB EMIRAT	1 315	835	359
REP S AFRICA	139	146	61	OMAN	406	200	92
USA	19 068	59 160	25 979	AFGHANISTAN	95	81	36
CANADA	393	573	255	PAKISTAN	186	386	170
BRAZIL	946	856	375	INDIA	393	1 419	624
URUGUAY	3 214	864	384	BURMA	51	71	32
ISRAEL	322	411	190	THAILAND	317	261	115
INDIA	7 310	1 484	675	INDONESIA	4 843	3 159	1 422
MALAYSIA	9 005	1 535	679	MALAYSIA	2 340	1 558	696
SINGAPORE	4 046	2 412	1 069	SINGAPORE	3 553	4 092	1 798
P REP CHINA	55 350	10 601	4 649	PHILIPPINES	75	128	55
SOUTH KOREA	11 164	2 090	944	P REP CHINA	196	422	187
JAPAN	57 476	31 805	14 132	SOLTH KOREA	157	267	121
TAIWAN	42 574	12 793	5 691	JAPAN	3 224	4 137	1 790
HONG KONG	13 283	4 760	2 110	TAIWAN	95	204	91
EXPORTS	1 517 809	962 216	427 282	HONG KONG	830	787	343
FRANCE	213 540	130 979	58 397	AUSTRALIA	5 095	4 163	1 839
BELGIUM LUX	148 158	88 876	39 514	NEW ZEALAND	686	465	204
NETHERLANDS	211 369	125 121	55 623	IMPORTS	505 322	1 207 500	537 431
ITALY	48 287	42 177	18 838	FRANCE	50 354	125 471	55 889
UNTD KINGDOM	108 736	59 824	26 454	BELGIUM LUX	17 757	55 025	24 532
IRISH REP	11 456	6 512	2 883	NETHERLANDS	28 569	101 247	44 853
DENMARK	58 625	35 150	15 605	ITALY	40 220	88 161	39 285
GREECE	10 547	6 959	3 092	UNTD KINGDOM	17 693	70 955	31 602
ICELAND	1 837	1 203	525	IRISH REP	7 389	15 458	6 803
NORWAY	30 616	19 263	8 594	DENMARK	5 926	13 811	6 151
SWEDEN	90 167	69 419	30 957	GREECE	1 112	2 338	1 030
FINLAND	35 326	22 412	10 022	NORWAY	1 037	2 008	890
SWITZERLAND	121 463	77 108	34 241	SWEDEN	16 841	117 174	52 592
AUSTRIA	113 131	64 103	28 450	FINLAND	826	1 975	873
PORTUGAL	5 532	5 397	2 386	SWITZERLAND	25 396	162 109	71 805
SPAIN	23 171	16 548	7 290	AUSTRIA	22 300	76 531	34 113
MALTA	806	1 218	537	PORTUGAL	537	4 922	2 205
YUGOSLAVIA	5 388	7 299	3 229	SPAIN	17 540	37 971	17 036
TURKEY	1 246	1 340	600	MALTA	25	573	250
USSR	341	726	324	YUGOSLAVIA	8 386	15 524	6 935
POLAND	2 638	1 774	789	TURKEY	534	601	266
CZECHOSLOVA	7 819	3 988	1 788	USSR	3 005	1 066	473
HUNGARY	10 675	7 364	3 268	POLAND	13 590	9 142	4 083
ROMANIA	456	417	178	CZECHOSLOVA	2 290	2 847	1 260
BULGARIA	3 232	2 037	908	HUNGARY	7 195	6 050	2 692
MOROCCO	869	883	389	ROMANIA	15 626	6 453	2 832
ALGERIA	9 210	7 119	3 176	CANARY IS	252	501	228
TUNISIA	323	583	254	TUNISIA	741	698	310
LIBYA	11 340	5 301	2 260	REF S AFRICA	384	811	361
EGYPT	9 182	5 158	2 273	USA	20 270	116 165	51 511
SUDAN	1 948	540	241	CANADA	468	2 769	1 240
LIBERIA	303	75	30	BRAZIL	826	900	394
IVORY COAST	465	274	118	ARGENTINA	1	78	39
GHANA	1 711	819	365	ISRAEL	467	7 344	3 314
TOGO	369	153	64	SAUDI ARABIA	20	68	31
NIGERIA	14 912	5 716	2 510	PAKISTAN	70	249	110
CAMEROON	447	147	63	INDIA	23 263	14 129	6 245
ZAIRE	710	323	137	THAILAND	105	153	71
ANGOLA	1 334	690	312	INDONESIA	29	78	34
ETHIOPIA	208	208	84	MALAYSIA	26	77	34
KENYA	314	184	82	SINGAPORE	377	2 063	933
UGANDA	189	62	31	P REP CHINA	55 361	23 002	10 202
TANZANIA	1 044	333	147	SOUTH KOREA	3 368	2 771	1 217
MADAGASCAR	71	83	38	JAPAN	54 090	87 091	38 909
ZAMBIA	657	393	169	TAIWAN	30 366	19 879	8 808
ZIMBABWE	703	236	104	HONG KONG	11 418	10 401	4 612
REP S AFRICA	14 442	11 470	5 099	AUSTRALIA	26	149	63
USA	79 916	46 372	20 504	NEW ZEALAND	98	309	136
CANADA	2 999	2 195	967	EXPORTS	959 530	2 577 173	1 145 340
MEXICO	1 297	1 951	869	FRANCE	96 001	282 366	125 650
GUATEMALA	504	225	101	BELGIUM LUX	74 993	165 309	73 770
REP HONDURAS	176	100	48	NETHERLANDS	91 511	211 904	94 396
EL SALVADOR	131	113	51	ITALY	68 316	200 120	89 363
NICARAGUA	99	72	33	UNTD KINGDOM	45 630	128 146	56 736

## 6 IMPORTS AND EXPORTS (SPECIAL TRADE) BY GROUPS OF THE SITC-REV. II AND BY COUNTRIES OF PRODUCTION AND CONSUMPTION 1981

GROUP COUNTRY	DT = 100 KG	1 000 DM	1 000 \$	GROUP COUNTRY	DT = 100 KG	1 000 DM	1 000 \$
IRISH REP	11 142	22 118	9 926	QATAR	1 048	2 189	969
DENMARK	19 444	52 663	23 401	ARAB EMIRAT	4 234	8 108	3 584
GREECE	10 787	19 836	8 819	OMAN	698	1 307	571
ICELAND	894	2 194	968	NORTH YEMEN	1 382	1 042	443
NORWAY	11 915	37 321	16 619	SOUTH YEMEN	32	153	69
SWEDEN	30 003	88 457	39 520	AFGHANISTAN	66	105	44
FINLAND	11 042	35 779	15 928	PAKISTAN	1 173	2 967	1 310
SWITZERLAND	72 279	227 742	101 402	INDIA	1 411	8 300	3 693
AUSTRIA	59 210	154 079	68 517	BANGLADESH	442	887	392
PORTUGAL	10 430	25 421	11 277	SRI LANKA	753	1 209	526
SPAIN	22 124	64 768	28 710	BURMA	754	1 316	581
ANDORRA	80	239	112	THAILAND	5 216	8 725	3 868
MALTA	554	1 601	698	INDONESIA	18 720	21 412	9 484
YUGOSLAVIA	5 750	29 450	13 090	MALAYSIA	2 248	5 746	2 534
TURKEY	1 838	9 350	4 119	BRUNEI	32	221	96
USSR	3 403	23 472	10 466	SINGAPORE	5 638	19 029	8 442
POLAND	1 230	10 645	4 908	PHILIPPINES	1 910	3 174	1 406
CZECHOSLOVAKIA	1 721	15 923	7 001	MONGOL P REP	26	124	57
HUNGARY	5 924	27 631	12 188	P REP CHINA	225	898	396
ROMANIA	836	9 564	4 224	SOUTH KOREA	1 448	7 601	3 365
BULGARIA	1 238	7 047	3 112	JAPAN	3 356	18 897	8 365
CANARY IS	596	1 440	631	TAIWAN	978	5 580	2 439
MOROCCO	1 063	1 723	743	HONG KONG	1 916	7 492	3 353
ALGERIA	10 621	24 355	10 875	AUSTRALIA	8 568	25 775	11 469
TUNISIA	1 128	4 244	2 026	PAPUA NEW G	393	600	263
LIBYA	8 326	16 586	7 290	NEW ZEALAND	1 387	3 639	1 573
EGYPT	4 873	15 010	6 616	NEW CALEDON	86	159	66
SUDAN	620	1 394	614	FIJI	305	244	110
MALI	76	175	81	FR POLYNESIA	210	390	168
UPPER VOLTA	86	79	33				
CAPE VERDE	37	74	32	696 CUTLERY			
SENEGAL	78	268	124				
GAMBIA	48	77	35	IMPORTS	120 565	315 627	140 693
REP GUINEA	12	119	56				
SIERRA LEONE	94	165	72	FRANCE	7 211	18 145	8 119
LIBERIA	329	772	340	BELGIUM LUX	193	508	221
IVORY COAST	2 347	2 633	1 192	NETHERLANDS	2 473	12 136	5 399
GHANA	1 736	2 268	1 020	ITALY	9 918	30 940	13 780
TOGO	103	188	77	UNITD KINGDOM	4 029	13 326	5 962
NIGERIA	20 247	35 528	15 837	DENMARK	144	443	187
CAMEROON	282	606	265	NORWAY	231	975	417
CENT AFR REP	81	274	120	SWEDEN	75	429	197
GABON	241	482	208	FINLAND	418	2 502	1 120
CONGO	232	324	141	SWITZERLAND	3 187	29 365	13 060
ZAIRE	1 454	2 389	1 065	AUSTRIA	650	2 424	1 084
RWANDA	539	642	283	PORTUGAL	157	402	173
BURUNDI	455	874	397	SPAIN	4 296	14 336	6 457
ANGOLA	3 088	7 198	3 188	CZECHOSLOVAKIA	57	80	38
ETHIOPIA	510	888	395	HUNGARY	112	110	50
JIBUTI	61	102	43	BULGARIA	46	75	33
SOMALIA	107	470	207	USA	2 787	10 975	4 994
KENYA	748	1 805	785	BRAZIL	274	1 051	459
UGANDA	470	520	232	ISRAEL	95	233	115
TANZANIA	708	1 397	624	PAKISTAN	192	705	313
MOZAMBIQUE	22	125	57	INDIA	52	77	34
MADAGASCAR	273	686	312	THAILAND	454	1 493	652
REUNION	147	206	93	MALAYSIA	78	124	51
MAURITIUS	89	165	69	SINGAPORE	2 015	9 830	4 387
ZAMBIA	656	1 335	589	P REP CHINA	4 324	4 179	1 853
ZIMBABWE	1 153	1 331	586	SOUTH KOREA	24 382	37 349	16 838
MALAWI	176	195	82	JAPAN	44 110	110 592	49 042
REP S AFRICA	18 008	48 226	21 224	TAIWAN	5 249	7 177	3 156
BOTSWANA	251	343	147	HONG KONG	3 205	5 322	2 372
USA	28 481	115 271	50 999	AUSTRALIA	6	97	41
CANADA	6 769	18 916	8 416	EXPORTS	119 906	541 373	240 419
MEXICO	18 042	43 745	19 324				
GUATEMALA	862	1 283	567	FRANCE	17 055	66 169	29 445
REP HONDURAS	263	468	206	BELGIUM LUX	5 962	29 972	13 347
EL SALVADOR	349	546	241	NETHERLANDS	9 053	43 899	19 559
NICARAGUA	168	315	140	ITALY	10 348	39 419	17 719
COSTA RICA	374	938	418	UNITD KINGDOM	12 294	44 048	19 598
PANAMA	358	668	295	IRISH REP	502	2 227	986
CUBA	1 514	1 991	867	DENMARK	2 428	13 075	5 831
REP HAITI	236	243	105	GREECE	2 353	8 913	3 947
DOMINIC REP	434	783	342	ICELAND	192	1 181	519
GUADELOUPE	134	183	76	NORWAY	1 688	9 049	4 038
DOMINICA	42	66	31	SWEDEN	1 700	8 845	3 908
MARTINIQUE	94	199	87	FINLAND	1 100	4 285	1 901
JAMAICA	140	260	122	SWITZERLAND	4 537	28 835	12 828
BARBADOS	74	141	57	AUSTRIA	5 352	26 287	11 707
TRINIDAD TOP	622	1 432	628	PORTUGAL	1 490	4 916	2 168
NETH ANTILL	309	578	253	SPAIN	1 968	8 684	3 865
COLOMBIA	2 570	4 875	2 153	ANDORRA	108	946	417
VENEZUELA	4 780	10 189	4 517	MALTA	77	476	210
GUYANA	75	124	53	YUGOSLAVIA	455	3 442	1 560
SURINAM	281	598	261	TURKEY	312	1 465	647
ECUADOR	1 482	3 652	1 645	USSR	4	136	59
PERU	3 537	7 337	3 276	POLAND	97	597	252
BRAZIL	3 395	17 938	7 923	CZECHOSLOVAKIA	500	2 411	1 069
CHILE	3 898	8 461	3 731	HUNGARY	192	726	314
BOLIVIA	1 239	2 518	1 112	BULGARIA	21	146	67
PARAGUAY	882	1 804	805	CANARY IS	42	295	127
URUGUAY	1 008	2 112	922	MOROCCO	195	727	330
ARGENTINA	2 937	10 893	4 922	ALGERIA	96	636	294
CYPRUS	687	1 323	580	TUNISIA	72	219	94
LEBANON	2 258	4 004	1 770	LIBYA	332	1 677	724
SYRIA	4 757	8 331	3 672	EGYPT	305	1 003	439
IRAQ	10 453	25 654	11 289	SENEGAL	46	93	41
IRAN	18 884	32 430	14 289	LIBERIA	76	181	76
ISRAEL	3 266	9 431	4 170	IVORY COAST	252	465	215
JORDAN	1 693	2 908	1 276	GHANA	355	497	232
SAUDI ARABIA	22 698	38 279	16 814	NIGERIA	4 079	6 745	3 041
KUWAIT	3 504	6 487	2 881	CENT AFR REP	34	75	31
BAHRAIN	530	1 000	437				

## 6 IMPORTS AND EXPORTS (SPECIAL TRADE) BY GROUPS OF THE SITC-REV. II AND BY COUNTRIES OF PRODUCTION AND CONSUMPTION 1981

GROUP COUNTRY	DT = 100 KG	1 000 DM	1 000 \$	GROUP COUNTRY	DT = 100 KG	1 000 DM	1 000 \$
ZAIRE	59	195	88	PAKISTAN	171	279	128
ANGOLA	198	630	276	INDIA	13 944	21 231	9 408
MOZAMBIQUE	184	326	140	NEPAL	120	535	235
MAURITIUS	37	85	38	THAILAND	476	1 273	555
ZAMBIA	34	93	39	MALAYSIA	52	301	134
ZIMBABWE	16	93	35	SINGAPORE	3 895	7 204	3 184
MALAWI	37	76	36	P. REP. CHINA	13 706	3 755	1 652
REP. S. AFRICA	2 400	10 792	4 745	SOUTH KOREA	7 465	9 691	4 225
USA	8 859	63 810	28 105	JAPAN	9 994	14 353	6 389
CANADA	1 703	11 139	4 921	TAIWAN	121 801	39 675	17 781
MEXICO	301	2 563	1 135	HONG KONG	22 122	23 863	10 676
BERMUDA	5	74	34				
GUATEMALA	132	299	130	EXPORTS	1 016 420	1 109 026	493 214
REP. HONDURAS	54	196	83	FRANCE	162 148	129 855	57 705
EL SALVADOR	12	63	31	BELGIUM LUX	91 265	95 511	42 572
NICARAGUA	30	116	50	NETHERLANDS	135 912	140 353	62 741
COSTA RICA	36	165	71	ITALY	111 217	188 410	84 115
PANAMA	45	258	107	UNITED KINGDOM	39 236	43 683	19 310
CUBA	35	134	58	IRISH REP.	4 679	3 605	1 600
REP. HAITI	50	105	47	DENMARK	10 713	12 325	5 521
DOMINIC REP.	14	99	37	GREECE	19 049	29 665	13 072
AM. VIRGIN IS.	14	100	41	ICELAND	1 242	853	370
BARBADOS	28	108	48	NORWAY	11 018	7 959	3 538
TRINIDAD TOB.	90	222	97	SWEDEN	8 277	9 608	4 259
NETH. ANTILL.	41	220	136	FINLAND	2 633	4 190	1 864
COLOMBIA	133	620	275	SWITZERLAND	68 464	68 153	30 185
VENEZUELA	1 878	7 996	3 522	AUSTRIA	147 289	127 368	56 566
SURINAM	32	99	46	PORTUGAL	4 165	7 329	3 209
ECUADOR	147	400	179	SPAIN	20 677	29 179	12 947
PERU	122	506	228	ANDORRA	49	178	75
BRAZIL	14	91	37	MALTA	924	905	399
CHILE	341	2 114	929	YUGOSLAVIA	6 923	11 176	4 974
BOLIVIA	239	682	314	TURKEY	396	715	309
PARAGUAY	51	388	171	USSR	785	756	333
URUGUAY	42	224	99	POLAND	191	324	145
ARGENTINA	471	2 783	1 255	CZECHOSLOVAKIA	691	1 099	479
CYPRUS	447	2 302	1 024	HUNGARY	3 210	4 952	2 176
LEBANON	282	1 558	685	BULGARIA	277	675	296
SYRIA	227	704	309	CANARY IS.	776	1 477	652
IRAQ	831	3 074	1 372	MOROCCO	1 842	761	333
IRAN	2 179	7 022	3 092	CEUTA MEL.	38	125	56
ISRAEL	1 076	4 060	1 803	ALGERIA	27 283	21 285	9 657
JORDAN	348	1 193	538	TUNISIA	2 082	1 121	483
SAUDI ARABIA	2 398	10 111	4 476	LIBYA	1 911	3 209	1 417
KUWAIT	604	2 864	1 246	EGYPT	3 763	3 676	1 585
BAHRAIN	219	936	423	SUDAN	356	476	207
QATAR	49	253	113	LIBERIA	194	170	76
ARAB EMIRAT	1 336	3 318	1 488	IVORY COAST	50	85	36
OMAN	18	159	70	TOGO	104	73	31
NORTH YEMEN	37	105	45	NIGERIA	3 872	4 420	1 955
AFGHANISTAN	40	384	166	CAMEROON	956	505	218
PAKISTAN	12	72	32	CONGO	182	125	54
SRI LANKA	52	141	64	ZAIRE	188	291	127
BURMA	8	113	54	ANGOLA	1 176	1 091	518
THAILAND	166	909	398	ETHIOPIA	100	116	53
INDONESIA	692	1 768	792	KENYA	78	135	57
MALAYSIA	274	658	286	TANZANIA	277	327	143
SINGAPORE	883	3 685	1 637	ZAMBIA	251	109	51
PHILIPPINES	82	639	280	ZIMBABWE	54	68	30
SOUTH KOREA	117	541	239	REP. S. AFRICA	2 266	3 913	1 727
JAPAN	1 561	11 291	4 990	USA	22 248	26 757	11 700
TAIWAN	25	388	173	CANADA	3 221	4 616	2 064
HONG KONG	324	2 637	1 160	MEXICO	1 044	1 042	457
AUSTRALIA	1 401	6 815	3 003	GUATEMALA	298	378	162
PAPUA NEW G.	99	347	153	REP. HONDURAS	115	88	36
NEW ZEALAND	327	1 706	746	EL SALVADOR	309	320	135
				COSTA RICA	64	84	39
				DOMINIC REP.	361	181	77
				GUADALOUPE	417	221	103
				MARTINIQUE	302	184	81
				JAMAICA	341	398	167
				TRINIDAD TOB.	342	351	150
				NETH. ANTILL.	189	250	110
				VENEZUELA	378	696	301
				SURINAM	435	326	144
				ECUADOR	354	506	228
				PERU	249	393	172
				BRAZIL	51	116	55
				CHILE	2 359	3 430	1 503
				BOLIVIA	54	73	30
				PARAGUAY	35	83	34
				URUGUAY	44	95	38
				ARGENTINA	945	1 242	549
				CYPRUS	1 043	1 447	632
				LEBANON	1 451	1 472	662
				SYRIA	489	668	301
				IRAQ	13 483	16 585	7 620
				IRAN	4 682	6 059	2 732
				ISRAEL	2 578	4 110	1 829
				JORDAN	1 638	1 498	659
				SAUDI ARABIA	12 115	15 624	6 896
				KUWAIT	2 460	3 558	1 544
				BAHRAIN	272	591	256
				QATAR	506	1 291	548
				ARAB EMIRAT	5 059	5 675	2 501
				OMAN	406	489	211
				SOUTH YEMEN	197	192	84
				AFGHANISTAN	94	137	65
				PAKISTAN	450	528	228
				THAILAND	2 124	1 162	506
				INDONESIA	3 417	1 952	841
				MALAYSIA	567	516	229
				SINGAPORE	2 715	2 250	993
97 BASE MTL HOUSEHOLD EQUIP							
IMPORTS	891 171	762 261	339 118				
FRANCE	91 622	75 799	33 762				
BELGIUM LUX	42 866	35 363	15 827				
NETHERLANDS	54 389	48 594	21 559				
ITALY	186 097	214 639	95 302				
UNITED KINGDOM	21 348	22 762	10 069				
IRISH REP.	336	726	320				
DENMARK	45 513	31 901	14 265				
GREECE	1 582	2 157	953				
NORWAY	13 118	7 915	3 569				
SWEDEN	14 570	16 980	7 609				
FINLAND	814	1 679	747				
SWITZERLAND	24 290	37 506	16 762				
AUSTRIA	43 681	28 756	12 872				
PORTUGAL	1 032	2 100	936				
SPAIN	51 646	55 490	24 409				
YUGOSLAVIA	22 424	9 714	4 362				
TURKEY	3 985	5 231	2 329				
USSR	41	129	56				
POLAND	16 482	3 795	1 725				
CZECHOSLOVAKIA	8 025	2 525	1 120				
HUNGARY	26 872	8 900	3 946				
ROMANIA	9 075	5 193	2 323				
MOROCCO	74	133	59				
EGYPT	791	1 470	654				
REP. S. AFRICA	97	73	31				
USA	12 425	16 490	7 366				
CANADA	919	594	268				
MEXICO	714	969	438				
BRAZIL	111	437	183				
SYRIA	224	213	97				
IRAN	271	280	119				
ISRAEL	1 668	974	439				
AFGHANISTAN	130	272	123				

## 6 IMPORTS AND EXPORTS (SPECIAL TRADE) BY GROUPS OF THE SITC-REV. II AND BY COUNTRIES OF PRODUCTION AND CONSUMPTION 1981

GROUP COUNTRY	DT = 100 KG	1 000 DM	1 000 \$	GROUP COUNTRY	DT = 100 KG	1 000 DM	1 000 \$
PHILIPPINES	592	534	230	NIGERIA	62 468	33 017	14 593
SOUTH KOREA	1 053	1 058	480	CAPE TOWN	3 428	1 880	808
JAPAN	10 067	14 767	6 621	GABON	1 170	1 415	646
TAIWAN	178	92	36	CONGO	1 506	1 474	641
HONG KONG	8 501	11 343	5 038	ZAIRE	2 420	1 685	743
AUSTRALIA	5 706	9 866	4 325	RWANDA	86	91	37
NEW ZEALAND	58	109	46	BURUNDI	129	137	62
FR POLYNESIA	216	115	52	ANGOLA	4 704	2 703	1 216
699 OTHER METAL MANUFACTURES				ETHIOPIA	321	467	202
IMPORTS	2 550 512	1 879 581	835 543	JIBUTI	103	71	30
FRANCE	313 341	236 661	105 214	KENYA	8 615	3 501	1 505
BELGIUM LUX	216 548	117 685	52 241	TANZANIA	649	748	333
NETHERLANDS	263 103	183 669	81 730	MOZAMBIQUE	120	205	95
ITALY	352 143	254 210	113 100	MADAGASCAR	613	311	140
UNTD KINGDOM	126 799	164 502	73 177	REUNION	65	80	37
IRISH REP	45 641	37 399	16 868	MAURITIUS	401	790	351
DENMARK	79 365	40 421	17 903	ZAMBIA	1 398	2 004	893
GREECE	15 769	11 912	5 287	ZIMBABWE	2 365	1 973	864
NORWAY	29 315	15 348	6 789	MALAWI	165	225	97
SWEDEN	48 091	49 560	21 932	REP S AFRICA	29 384	39 913	17 680
FINLAND	7 086	11 932	5 341	USA	137 413	151 163	66 767
SWITZERLAND	113 959	134 760	59 839	CANADA	30 338	29 481	12 987
AUSTRIA	250 175	205 363	91 520	MEXICO	29 917	32 083	14 171
PORTUGAL	13 027	7 287	3 254	GUATEMALA	825	939	407
SPAIN	131 877	32 775	14 527	REP HONDURAS	179	225	90
MALTA	1 798	4 175	1 867	EL SALVADOR	408	586	256
YUGOSLAVIA	45 951	15 763	6 991	NICARAGUA	174	261	114
TURKEY	105	167	73	COSTA RICA	807	959	428
USSR	3 490	1 230	546	PANAMA	776	799	348
POLAND	72 827	12 344	5 506	CUBA	933	1 233	530
CZECHOSLOVAKIA	27 174	3 727	1 659	REP HAITI	365	456	206
HUNGARY	61 130	15 421	6 887	DOMINIC REP	1 542	934	401
ROMANIA	93 504	11 585	5 192	GUADELOUPE	212	193	87
TUNISIA	109	322	144	MARTINIQUE	139	164	69
MAURITIUS	5	316	141	JAMAICA	348	514	241
REP S AFRICA	1 442	630	275	BARBADOS	498	348	158
USA	57 046	151 485	67 121	TRINIDAD TOB	450	811	343
CANADA	4 331	6 075	2 698	NETH ANTILL	2 403	1 209	539
MEXICO	1 017	454	202	COLOMBIA	8 136	6 883	3 095
BRAZIL	758	1 237	545	VENEZUELA	17 502	18 111	7 934
BOLIVIA	109	76	38	SURINAM	547	701	301
ARGENTINA	28	157	70	ECUADOR	3 560	3 538	1 600
ISRAEL	732	1 368	612	PERU	4 486	4 460	1 952
QATAR	142	80	40	BRAZIL	7 223	13 595	5 952
INDIA	4 464	4 802	2 160	CHILE	8 148	7 836	3 412
THAILAND	2 553	3 171	1 400	BOLIVIA	2 135	2 009	895
MALAYSIA	236	1 316	587	FARAGUAY	937	1 089	473
SINGAPORE	8 921	10 831	4 756	URUGUAY	747	825	361
P REP CHINA	51 320	7 754	3 457	ARGENTINA	16 158	15 492	7 010
SOUTH KOREA	1 670	2 836	1 264	CYPRUS	1 418	1 676	736
JAPAN	65 631	81 112	35 846	LEBANON	8 226	7 150	3 187
TAIWAN	16 457	14 285	6 322	SYRIA	14 033	5 748	2 555
HONG KONG	20 404	22 463	10 030	IRAQ	46 945	38 451	17 060
AUSTRALIA	138	550	234	IRAN	30 259	30 878	13 663
EXPORTS	4 557 914	4 090 957	1 815 724	ISRAEL	13 427	14 686	6 526
FRANCE	645 643	556 421	247 363	JORDAN	5 819	3 799	1 672
BELGIUM LUX	497 556	397 992	176 789	SAUDI ARABIA	71 877	57 020	24 994
NETHERLANDS	673 122	510 562	226 998	KUWAIT	10 956	8 022	3 528
ITALY	192 905	194 684	86 932	BAHRAIN	1 777	1 531	687
UNTD KINGDOM	248 659	241 798	107 261	QATAR	2 429	2 253	977
IRISH REP	19 820	20 702	9 068	ARAB EMIRAT	9 905	7 836	3 428
DENMARK	138 014	110 427	49 062	OMAN	737	833	361
GREECE	29 973	29 016	12 895	NORTH YEMEN	258	284	127
ICELAND	4 473	3 291	1 452	SOUTH YEMEN	80	191	90
FAROE IS	248	388	175	AFGHANISTAN	547	688	303
NORWAY	91 635	59 311	26 503	PAKISTAN	7 143	6 216	2 770
SWEDEN	219 872	245 536	109 415	INDIA	9 579	10 161	4 478
FINLAND	58 628	55 151	24 597	BANGLADESH	811	719	315
SWITZERLAND	277 346	285 876	127 040	SRI LANKA	2 822	2 467	1 096
AUSTRIA	302 261	302 251	134 088	BURMA	392	367	160
PORTUGAL	22 612	22 787	10 006	THAILAND	7 860	9 068	3 893
SPAIN	83 164	81 295	36 031	INDONESIA	14 714	9 279	4 135
MALTA	3 375	5 553	2 457	MALAYSIA	12 941	12 365	5 538
YUGOSLAVIA	30 078	37 330	16 536	BRUNEI	142	183	81
TURKEY	4 689	6 369	2 815	SINGAPORE	32 715	25 983	11 498
USSR	36 811	12 126	5 379	PHILIPPINES	3 792	3 674	1 625
POLAND	9 316	10 273	4 612	P REP CHINA	627	736	323
CZECHOSLOVAKIA	9 842	20 358	9 046	NORTH KOREA	46	140	63
HUNGARY	34 065	32 102	14 265	SOUTH KOREA	9 559	6 544	2 870
ROMANIA	12 419	14 309	6 341	JAPAN	16 155	33 948	14 999
BULGARIA	5 768	7 160	3 200	TAIWAN	4 360	4 476	1 993
ALBANIA	210	151	66	HONG KONG	10 898	10 236	4 518
CANARY IS	2 015	2 022	900	AUSTRALIA	40 605	47 096	20 405
MOROCCO	3 129	3 443	1 540	PAPUA NEW G	91	106	47
ALGERIA	39 330	20 601	9 045	NEW ZEALAND	1 584	2 639	1 172
TUNISIA	4 122	5 015	2 201	NEW CALEDON	70	153	66
LIBYA	15 121	12 846	5 687	FR POLYNESIA	101	112	48
EGYPT	27 725	17 091	7 513	700 INDUSTRIAL PLANT, CHAP 84			
SUDAN	12 523	3 080	1 364	EXPORTS	1 409 468	2 874 860	1 274 468
MAURITANIA	72	119	55	FRANCE	116	1 000	482
NIGER	35	92	42	BELGIUM LUX	19 704	16 946	7 471
SENEGAL	122	202	86	NETHERLANDS	24	95	42
REP GUINEA	225	393	176	ITALY	11 046	9 646	4 114
SIERRA LEONE	336	177	76	UNTD KINGDOM	1 666	2 729	1 187
LIBERIA	922	779	339	IRISH REP	79	121	49
IVORY COAST	2 394	1 330	601	GREECE	7 656	30 372	14 017
GHANA	2 700	1 803	796	NORWAY	992	2 729	1 101
TOGO	616	411	181	SWEDEN	5 810	14 402	6 642
BENIN	35	96	42	FINLAND	631	2 201	934
				AUSTRIA	5 523	8 614	3 917
				PORTUGAL	287	734	346

## 6 IMPORTS AND EXPORTS (SPECIAL TRADE) BY GROUPS OF THE SITC-REV. II AND BY COUNTRIES OF PRODUCTION AND CONSUMPTION 1981

GROUP COUNTRY	DT = 100 KG	1 000 DM	1 000 \$	GROUP COUNTRY	DT = 100 KG	1 000 DM	1 000 \$
SPAIN	5 475	6 239	2 677	THAILAND	23 202	40 224	18 697
MALTA	295	868	398	INDONESIA	18 786	86 122	38 246
YUGOSLAVIA	19 105	52 789	23 269	PHILIPPINES	2 128	2 984	1 243
TURKEY	2 444	4 652	2 171	P REP CHINA	72 805	179 998	78 314
USSR	135 668	374 801	166 760	NORTH KOREA	2 872	13 536	5 744
POLAND	51 902	125 457	55 568	TAIWAN	519	4 244	1 843
CZECHOSLOVA	14 154	38 104	17 717	HONG KONG	417	1 941	852
HUNGARY	1 902	4 789	2 177	AUSTRALIA	239	6 985	3 099
ROMANIA	11 899	31 966	14 194				
BULGARIA	14 857	38 203	17 032	711 STEAM BOILERS & AUX PLNT			
ALGERIA	26 595	103 073	45 978	IMPORTS	53 907	38 365	16 802
TUNISIA	7 271	8 266	3 525	FRANCE	7 394	4 113	1 810
LIBYA	20 172	48 366	21 889	BELGIUM LUX	3 216	5 071	2 234
EGYPT	33 089	46 993	21 596	NETHERLANDS	10 011	8 204	3 560
SUDAN	162	860	378	ITALY	11 844	3 731	1 575
NIGERIA	96 522	174 960	76 873	UNTD KINGDOM	941	1 271	560
ZAIRE	1 926	2 921	1 273	DENMARK	9 769	7 882	3 462
TANZANIA	18 367	21 201	8 737	GREECE	206	66	31
MADAGASCAR	1 724	5 942	2 815	SWEDEN	2 425	3 468	1 560
REP S AFRICA	12 361	13 867	6 065	SWITZERLAND	370	413	179
USA	4 674	15 111	6 545	AUSTRIA	1 789	1 177	524
CANADA	4 933	19 445	8 515	SPAIN	1 407	291	126
MEXICO	41 527	109 513	49 359	YUGOSLAVIA	433	227	100
GUATEMALA	853	3 762	1 791	POLAND	738	132	60
VENEZUELA	10 401	15 612	6 905	CZECHOSLOVA	2 915	1 542	679
PERU	5 100	11 031	4 564	HUNGARY	302	78	35
BRASIL	53 197	113 194	50 430	USA	111	635	278
CHILE	14 694	19 360	8 043	EXPORTS	609 595	554 028	243 493
BOLIVIA	4 985	8 431	3 694	FRANCE	7 695	7 942	3 463
ARGENTINA	26 538	106 183	47 970	BELGIUM LUX	7 557	8 398	3 712
SYRIA	5 356	6 771	3 154	NETHERLANDS	9 424	8 866	3 920
IRAQ	70 790	102 421	45 853	ITALY	3 551	5 233	2 319
IRAN	14 727	33 396	14 034	UNTD KINGDOM	2 111	2 938	1 274
ISRAEL	1 082	2 348	1 105	IRISH REP	12 192	15 839	7 001
JORDAN	23	144	61	DENMARK	18 939	14 519	6 300
SAUDI ARABIA	58 213	122 698	53 544	GREECE	3 016	4 127	1 780
QATAR	21	3 114	1 379	ICELAND	65	80	40
ARAB EMIRAT	127	1 350	580	FAROE IS	76	69	33
NORTH YEMEN	62	297	137	NORWAY	8 213	6 587	2 820
SOUTH YEMEN	17	127	54	SWEDEN	2 574	4 378	1 922
PAKISTAN	39	385	192	FINLAND	8 930	6 157	2 738
INDIA	5 342	10 575	4 860	SWITZERLAND	8 904	8 068	3 544
SRI LANKA	6 186	7 975	3 549	AUSTRIA	6 302	6 981	3 116
BURMA	4 101	21 451	9 575	PORTUGAL	7 008	9 718	4 208
THAILAND	18 575	54 184	23 590	SPAIN	24 707	16 190	7 036
INDONESIA	120 962	289 288	126 394	MALTA	159	138	63
MALAYSIA	9 227	17 761	7 724	YUGOSLAVIA	9 347	11 092	4 914
PHILIPPINES	13 047	16 763	6 894	TURKEY	32 394	22 884	10 638
P REP CHINA	347 459	495 355	219 332	USSR	863	1 176	484
SOUTH KOREA	11 405	30 669	14 247	POLAND	137	434	196
JAPAN	2 064	4 415	2 042	CZECHOSLOVA	1 130	2 587	1 137
TAIWAN	12 336	25 199	11 187	HUNGARY	309	902	399
AUSTRALIA	9 292	9 158	4 226	BULGARIA	24	71	32
NEW ZEALAND	2 643	3 393	1 508	CANARY IS	98	104	47
				MOROCCO	1 327	2 866	1 332
				ALGERIA	2 726	5 489	2 547
				TUNISIA	755	896	393
				LIBYA	9 152	7 975	3 463
				EGYPT	5 395	7 743	3 344
				SUDAN	950	857	369
				SENEGAL	133	365	171
				REP GUINEA	90	82	36
				LIBERIA	470	741	334
				GHANA	60	189	81
				TOGO	36	81	35
				NIGERIA	2 753	5 610	2 531
				CAMEROON	241	576	252
				RWANDA	356	348	161
				KENYA	172	227	102
				UGANDA	467	426	192
				MADAGASCAR	476	941	438
				MAURITIUS	65	126	54
				ZAMBIA	329	934	437
				ZIMBABWE	194	205	91
				REP S AFRICA	25 639	53 408	23 990
				USA	3 064	4 241	1 883
				MEXICO	2 499	3 951	1 723
				GUATEMALA	201	593	250
				VENEZUELA	562	997	449
				ECUADOR	406	122	54
				PERU	3 469	4 663	1 961
				CHILE	530	717	326
				BOLIVIA	167	354	157
				ARGENTINA	21 709	34 574	15 324
				CYPRUS	1 236	537	229
				LEBANON	703	1 158	497
				SYRIA	501	453	209
				IRAQ	3 471	5 344	2 350
				IRAN	1 619	961	422
				ISRAEL	468	686	288
				JORDAN	134	286	130
				SAUDI ARABIA	7 930	10 594	4 699
				KUWAIT	192 632	127 526	56 020
				QATAR	20	484	207
				ARAB EMIRAT	2 922	3 410	1 530
				OMAN	54	82	34
				NORTH YEMEN	236	1 180	502
				PAKISTAN	384	662	289
				INDIA	2 027	2 810	1 307
				BANGLADESH	20	97	43

03 INDUSTRIAL PLANT, CHAP 85

EXPORTS 312 316 897 790 396 129

BELGIUM LUX	65	231	103
UNTD KINGDOM	753	5 370	2 382
GREECE	1 830	6 731	3 065
NORWAY	58	276	110
SWEDEN	217	3 615	1 777
PORTUGAL	7	105	47
SPAIN	8	73	33
MALTA	45	112	49
YUGOSLAVIA	241	825	361
TURKEY	8 845	29 119	13 173
USSR	7 658	38 530	16 679
POLAND	1 853	4 484	1 930
CZECHOSLOVA	576	4 840	2 250
HUNGARY	29	536	241
MOROCCO	416	576	257
ALGERIA	11 127	27 515	12 536
TUNISIA	15	183	81
LIBYA	4 843	10 198	4 568
EGYPT	1 836	5 457	2 333
NIGERIA	33 066	96 526	43 223
ZAIRE	1 551	1 148	540
TANZANIA	7	92	37
MADAGASCAR	132	1 653	775
REP S AFRICA	939	15 226	6 798
USA	33	371	156
CANADA	147	1 318	575
MEXICO	9	188	84
GUATEMALA	850	1 530	702
COLOMBIA	251	1 775	827
VENEZUELA	443	1 393	585
BRAZIL	5 074	13 077	5 888
CHILE	663	767	340
BOLIVIA	1 554	4 923	2 160
ARGENTINA	257	1 577	724
LEBANON	483	6 611	2 862
SYRIA	5 045	12 935	5 823
IRAQ	18 471	29 315	13 214
IRAN	3 081	6 470	2 899
JORDAN	1 119	2 370	1 046
SAUDI ARABIA	74 844	205 112	88 876
BAHRAIN	25	72	30
NORTH YEMEN	8	154	64
INDIA	1 631	15 533	6 592
SRI LANKA	982	1 726	775
BURMA	184	885	419

• IMPORTS AND EXPORTS (SPECIAL TRADE) BY GROUPS OF THE SITC-REV. II AND BY COUNTRIES OF PRODUCTION AND CONSUMPTION 1981

GROUP COUNTRY	DT = 100 KG	1 000 DM	1 000 \$	GROUP COUNTRY	DT = 100 KG	1 000 DM	1 000 \$
SRI LANKA	567	561	255	ARAB EMIRAT	409	2 573	1 162
BURMA	46	176	74	OMAN	39	423	210
THAILAND	1 531	1 820	803	PAKISTAN	143	2 034	911
INDONESIA	12 141	11 284	4 988	INDIA	27 165	99 967	44 606
MALAYSIA	445	790	342	BANGLADESH	60	1 463	625
SINGAPORE	1 000	1 402	617	BURMA	101	533	213
PHILIPPINES	1 427	1 332	593	THAILAND	39	118	53
P REP CHINA	106 574	60 234	25 096	INDONESIA	746	7 616	3 363
SOUTH KOREA	2 028	3 787	1 667	MALAYSIA	1 096	2 520	1 120
JAPAN	112	405	182	SINGAPORE	26	1 057	464
TAIWAN	2 369	3 268	1 508	PHILIPPINES	152	2 545	1 092
HONG KONG	2 861	2 653	1 172	P REP CHINA	50	279	118
AUSTRALIA	3 559	3 463	1 473	SOUTH KOREA	127	2 463	1 085
PAPUA NEW G	128	115	52	JAPAN	907	2 153	942
				TAIWAN	625	3 958	1 796
				HONG KONG	23	97	42
				AUSTRALIA	95	1 189	535
				NEW ZEALAND	474	1 687	757
712 STEAM ENGINES, TURBINES							
IMPORTS	40 603	80 379	35 633	713 INTRNL COMBUS PISTN ENGN			
FRANCE	2 037	8 142	3 594	IMPORTS	1 301 632	1 846 339	819 267
BELGIUM LUX	427	776	335	FRANCE	288 540	399 998	176 567
NETHERLANDS	12 496	13 855	6 292	BELGIUM LUX	16 278	36 979	16 389
ITALY	3 016	2 292	1 018	NETHERLANDS	48 681	52 330	23 064
UNTD KINGDCM	906	3 125	1 381	ITALY	71 086	125 907	55 857
DENMARK	917	3 924	1 696	UNTD KINGDOM	384 298	588 845	261 605
NORWAY	39	79	34	IRISH REP	1 812	7 509	3 320
SWEDEN	147	2 370	1 030	DENMARK	7 597	11 353	5 126
FINLAND	1 204	10 522	4 644	GREECE	310	452	210
SWITZERLAND	8 098	12 180	5 461	NORWAY	7 899	11 034	4 793
AUSTRIA	5 764	11 835	5 111	SWEDEN	10 083	16 723	7 467
SPAIN	1 124	2 106	872	FINLAND	5 260	10 904	4 912
CZECHOSLOVA	1 665	1 351	621	SWITZERLAND	15 392	27 081	12 027
BULGARIA	34	120	57	AUSTRIA	28 527	32 475	14 430
LIBYA	44	75	32	PORTUGAL	163	325	141
EGYPT	383	715	322	SPAIN	137 841	132 767	59 254
USA	233	3 024	1 340	YUGOSLAVIA	57 174	40 943	18 321
ARAB EMIRAT	206	94	43	TURKEY	589	4 188	1 874
INDONESIA	66	1 500	694	USSR	705	738	329
JAPAN	953	1 897	882	POLAND	3 504	2 067	891
EXPORTS	135 112	567 382	250 994	CZECHOSLOVA	1 550	1 054	469
FRANCE	11 783	32 568	14 438	HUNGARY	4 127	4 557	2 037
BELGIUM LUX	1 127	7 539	3 381	ROMANIA	136	299	128
NETHERLANDS	8 765	33 691	15 021	BULGARIA	534	555	256
ITALY	4 904	12 276	5 448	EGYPT	127	106	50
UNTD KINGDCM	3 283	19 518	8 522	LIBERIA	81	138	64
IRISH REP	244	916	402	NIGERIA	281	229	101
DENMARK	664	2 346	1 030	REP S AFRICA	758	982	436
GREECE	974	4 470	1 977	USA	59 332	134 221	59 669
ICELAND	4	143	64	CANADA	1 519	2 380	1 091
NORWAY	638	2 246	1 035	MEXICO	7 320	5 459	2 453
SWEDEN	937	3 936	1 719	BRAZIL	67 928	83 439	36 963
FINLAND	936	7 064	3 138	URUGUAY	95	274	123
SWITZERLAND	12 054	14 786	6 497	ARGENTINA	2 740	3 451	1 565
AUSTRIA	3 225	9 726	4 154	INDIA	1 428	3 363	1 469
PORTUGAL	1 570	6 824	2 937	SOUTH KOREA	5 268	3 684	1 633
SPAIN	3 071	13 570	6 001	JAPAN	61 645	98 734	43 813
MALTA	134	178	76	AUSTRALIA	445	244	106
YUGOSLAVIA	1 120	7 246	3 196	EXPORTS	3 116 995	5 437 386	2 413 370
TURKEY	276	3 910	1 705	FRANCE	388 639	643 137	286 645
USSR	76	222	98	BELGIUM LUX	385 108	454 422	202 950
POLAND	526	940	416	NETHERLANDS	139 031	210 628	93 518
CZECHOSLOVA	39	687	318	ITALY	154 365	355 699	157 944
HUNGARY	26	622	267	UNTD KINGDOM	408 036	307 114	135 646
ROMANIA	30	429	190	IRISH REP	1 442	4 582	2 030
BULGARIA	53	919	374	DENMARK	35 849	74 961	33 244
MOROCCO	42	732	322	GREECE	61 297	48 476	21 433
ALGERIA	256	1 294	561	ICELAND	864	3 550	1 526
TUNISIA	62	386	180	NORWAY	24 163	64 586	28 710
LIBYA	1 094	5 487	2 519	SWEDEN	151 481	247 636	110 089
EGYPT	1 226	5 236	2 316	FINLAND	16 984	46 633	20 699
NIGER	387	5 849	2 410	SWITZERLAND	27 822	68 879	30 666
IVORY COAST	80	323	152	AUSTRIA	75 829	157 888	69 972
NIGERIA	497	3 404	1 517	PORTUGAL	17 291	51 641	23 029
KENYA	41	262	118	SPAIN	28 655	72 059	31 965
TANZANIA	6	141	60	ANDORRA	1	85	36
MAURITIUS	28	125	58	MALTA	183	934	410
ZIMBABWE	2 415	15 965	7 133	YUGOSLAVIA	48 203	110 093	48 876
REP S AFRICA	13 718	80 435	35 680	TURKEY	22 626	50 014	22 070
USA	11 563	37 641	16 296	USSR	6 929	21 054	9 474
CANADA	1 819	4 504	1 962	POLAND	1 821	4 743	2 100
MEXICO	746	10 236	4 568	CZECHOSLOVA	4 424	11 266	4 993
COSTA RICA	1	74	32	HUNGARY	6 078	22 667	10 013
PANAMA	1	109	45	ROMANIA	6 126	26 860	11 815
CUBA	14	85	35	BULGARIA	2 360	5 140	2 256
REP HAITI	10	86	41	ALBANIA	37	297	133
DOMINIC REP	586	8 376	3 868	CANARY IS	712	3 241	1 445
NETH ANTILL	28	1 060	453	MOROCCO	3 404	8 603	3 833
COLOMBIA	400	3 878	1 741	CEUTA MEL	192	1 181	522
VENEZUELA	224	4 782	2 111	ALGERIA	97 554	202 870	90 557
PERU	222	1 574	678	TUNISIA	6 846	15 007	6 507
BRAZIL	119	1 854	824	LIBYA	26 596	79 828	35 040
ARGENTINA	1 263	15 518	6 862	EGYPT	20 662	52 973	23 459
LEBANON	14	159	69	SUDAN	931	5 696	2 517
SYRIA	8	115	50	MAURITANIA	31	94	43
IRAQ	77	1 809	775	MALI	190	457	205
IRAN	28	454	207	UPPER VOLTA	97	608	261
ISRAEL	275	1 832	799	NIGER	30	135	61
JORDAN	49	477	228	CAPE VERDE	80	525	238
SAUDI ARABIA	8 911	31 297	13 740	SENEGAL	216	563	253
KUWAIT	75	1 362	630				
BAHRAIN	9	136	60				
QATAR	11	294	126				

## 6 IMPORTS AND EXPORTS (SPECIAL TRADE) BY GROUPS OF THE SITC-REV. II AND BY COUNTRIES OF PRODUCTION AND CONSUMPTION 1981

GROUP COUNTRY	DT = 100 KG	1 000 DM	1 000 \$	GROUP COUNTRY	DT = 100 KG	1 000 DM	1 000 \$
GAMBIA	67	247	106	ITALY	1 411	7 711	3 431
GUIN BISSAU	40	256	116	UNTD KINGDOM	8 795	436 928	192 349
REP GUINEA	314	1 117	492	DENMARK	112	4 660	2 153
SIERRA LEONE	75	318	140	GREECE	42	3 569	1 651
LIBERIA	656	2 123	937	NORWAY	51	420	204
IVORY COAST	289	1 551	684	SWEDEN	196	6 003	2 673
GHANA	729	2 858	1 325	FINLAND	6	583	262
TOGO	64	512	218	SWITZERLAND	7 866	35 758	15 799
BENIN	13	85	38	AUSTRIA	1 425	8 803	3 864
NIGERIA	11 198	35 953	15 963	PORTUGAL	193	3 166	1 424
CAMEROON	223	1 427	624	SPAIN	77	1 161	526
CENT AFR REP	74	140	63	MALTA	18	1 897	842
GABON	192	790	354	YUGOSLAVIA	22	1 638	718
CONGO	54	275	121	TURKEY	2	76	33
ZAIRE	548	3 618	1 617	HUNGARY	28	88	40
RWANDA	28	101	48	ROMANIA	104	1 553	644
BURUNDI	80	249	115	ALGERIA	20	1 167	538
ANGOLA	704	2 793	1 216	TUNISIA	20	1 565	666
ETHIOPIA	178	1 400	622	LIBYA	25	500	210
JIBUTI	41	179	79	EGYPT	671	13 898	6 418
SOMALIA	140	517	227	NIGERIA	140	3 000	1 349
KENYA	716	2 735	1 207	GABON	12	1 024	469
UGANDA	84	1 029	464	ANGOLA	8	842	369
TANZANIA	173	641	275	ETHIOPIA	29	919	415
MOZAMBIQUE	69	836	375	REP S AFRICA	4	256	112
MADAGASCAR	65	375	173	USA	9 389	368 009	163 841
PEUNION	12	86	39	CANADA	52	6 415	2 732
ZAMBIA	164	780	351	PERU	24	457	202
ZIMBABWE	192	784	343	CHILE	37	500	232
MALAWI	12	105	45	SYRIA	11	1 340	600
REP S AFRICA	193 806	351 211	155 239	IRAQ	287	5 403	2 440
USA	372 498	522 847	231 946	IRAN	319	7 466	3 231
CANADA	20 834	54 783	24 545	ISRAEL	43	2 492	1 063
MEXICO	35 650	49 184	21 915	JORDAN	13	880	417
GUATEMALA	275	708	310	SAUDI ARABIA	150	10 049	4 474
REP HONDURAS	40	123	52	KUWAIT	10	1 553	685
EL SALVADOR	111	325	144	QATAR	42	1 420	707
NICARAGUA	41	225	93	ARAB EMIRAT	27	750	300
COSTA RICA	79	350	155	OMAN	4	625	282
PANAMA	393	2 343	1 023	NORTH YEMEN	6	334	148
CUBA	656	5 059	2 289	INDIA	81	954	409
DOMINIC REP	93	327	148	NEPAL	92	2 420	1 102
MARTINIQUE	32	109	48	THAILAND	2	71	33
JAMAICA	55	218	98	INDONESIA	2	115	52
BARBADOS	20	116	51	MALAYSIA	4	156	65
TRINIDAD TOB	87	344	152	SINGAPORE	76	958	424
NETH ANTILL	168	1 104	480	PHILIPPINES	2	116	58
COLOMBIA	1 254	2 441	1 089	JAPAN	713	3 152	1 395
VENEZUELA	4 979	15 198	6 710	HONG KONG	5	609	274
GUYANA	40	149	67	AUSTRALIA	28	662	311
SURINAM	34	157	69				
ECUADOR	1 921	10 673	4 706	EXPORTS	69 978	870 313	385 301
PERU	3 744	12 058	5 533	FRANCE	2 740	189 747	84 123
BRAZIL	25 874	89 680	39 584	BELGIUM LUX	142	6 983	2 990
CHILE	2 220	9 980	4 411	NETHERLANDS	1 914	60 849	26 575
BOLIVIA	158	810	358	ITALY	749	49 287	21 614
PARAGUAY	122	756	331	UNTD KINGDOM	1 867	126 432	56 333
URUGUAY	1 253	2 669	1 204	IRISH REP	7	1 062	462
ARGENTINA	8 342	31 418	13 888	DENMARK	176	7 741	3 463
CYPRUS	1 092	1 887	845	GREECE	96	5 079	2 273
LEBANON	2 737	6 065	2 698	NORWAY	24	750	326
SYRIA	13 742	16 286	7 239	SWEDEN	823	4 132	1 807
IRAQ	16 899	59 983	26 321	FINLAND	25	1 756	787
IRAN	48 728	124 205	54 271	SWITZERLAND	4 735	24 504	10 980
ISRAEL	4 578	10 181	4 499	AUSTRIA	649	5 057	2 179
JORDAN	4 970	12 012	5 384	PORTUGAL	211	21 321	9 288
SAUDI ARABIA	32 555	109 947	48 625	SPAIN	158	7 355	3 277
KUWAIT	2 613	8 324	3 676	MALTA	19	2 246	983
BAHRAIN	89	548	239	YUGOSLAVIA	50	4 289	1 871
QATAR	236	1 101	479	TURKEY	150	12 305	5 502
ARAB EMIRAT	2 693	9 645	4 262	USSR	189	232	97
OMAN	5 057	23 054	10 566	POLAND	6	246	116
NORTH YEMEN	168	690	306	CZECHOSLOVA	6	142	63
SOUTH YEMEN	3 222	1 989	886	HUNGARY	2	73	31
AFGHANISTAN	2 145	614	272	ROMANIA	81	1 286	581
PAKISTAN	1 417	4 867	2 114	MOROCCO	2	160	77
INDIA	11 560	26 765	12 037	ALGERIA	4 468	12 148	5 244
BANGLADESH	7 605	20 063	8 581	TUNISIA	21	1 699	709
SRI LANKA	296	879	386	LIBYA	5	378	178
BURMA	139	386	170	EGYPT	427	21 938	9 870
THAILAND	2 979	15 019	6 555	SUDAN	6	925	410
INDONESIA	13 717	29 723	13 184	NIGERIA	747	7 062	3 131
MALAYSIA	3 209	29 566	13 292	GABON	9	651	278
SINGAPORE	23 677	107 308	47 418	ANGOLA	5	748	335
PHILIPPINES	1 694	7 605	3 435	ETHIOPIA	13	2 317	983
P REP CHINA	870	4 500	2 055	KENYA	4	205	87
SOUTH KOREA	9 312	40 035	17 814	TANZANIA	1	408	184
JAPAN	9 805	25 899	11 561	ZIMBABWE	61	1 558	728
TAIWAN	4 075	12 119	5 389	REP S AFRICA	49	4 078	1 828
HONG KONG	1 837	8 192	3 518	USA	4 299	83 144	36 950
AUSTRALIA	16 984	48 148	21 470	CANADA	30	1 552	684
PAPUA NEW G	37	141	64	MEXICO	8 249	12 552	5 643
NEW ZEALAND	808	1 937	853	TRINIDAD TOB	3	65	30
NEW CALEDON	48	188	81	NETH ANTILL	3	76	32
WEST SAMOA	12	81	37	COLOMBIA	2	160	69
FR POLYNESIA	95	617	268	VENEZUELA	98	274	121
				ECUADOR	6 320	9 749	4 620
				PERU	2 803	7 168	3 393
				BRAZIL	81	408	180
				ARGENTINA	22	1 914	906
				CYPRUS	12	839	392
				LEBANON	22	938	428
				SYRIA	38	2 064	929
714 ENGINES & MOTORS NES							
IMPORTS	37 890	1 149 571	509 357				
FRANCE	3 022	149 501	66 449				
BELGIUM LUX	146	3 919	1 735				
NETHERLANDS	1 827	41 742	18 401				



## 6 IMPORTS AND EXPORTS (SPECIAL TRADE) BY GROUPS OF THE SITC-REV. II AND BY COUNTRIES OF PRODUCTION AND CONSUMPTION 1981

GROUP COUNTRY	DT = 100 KG	1 000 DM	1 000 \$	GROUP COUNTRY	DT = 100 KG	1 000 DM	1 000 \$
IRAQ	11 521	36 414	15 648	SPAIN	24 416	37 281	16 560
IRAN	1 763	18 479	7 997	MALTA	162	609	264
ISRAEL	46	3 109	1 352	YUGOSLAVIA	9 673	19 659	8 672
JORDAN	68	7 836	3 514	TURKEY	8 452	22 332	9 911
SAUDI ARABIA	407	23 471	10 537	USSR	4 045	14 411	6 354
KUWAIT	23	4 604	2 014	POLAND	4 207	10 931	4 770
BAHRAIN	64	926	430	CZECHOSLOVA	3 848	8 963	3 958
QATAR	95	5 321	2 401	HUNGARY	3 932	9 892	4 374
ARAB EMIRAT	38	644	287	ROMANIA	1 482	3 586	1 610
OMAN	8	1 644	719	BULGARIA	753	2 200	970
NORTH YEMEN	12	968	435	ALBANIA	23	66	30
AFGHANISTAN	3	273	115	CANARY IS	48	83	37
PAKISTAN	52	1 611	663	MOROCCO	934	1 396	632
INDIA	9 582	38 978	16 957	ALGERIA	7 098	15 319	6 959
BANGLADESH	5	120	55	TUNISIA	1 098	3 680	1 632
MALDIVES	11	398	177	LIBYA	23 740	65 914	28 993
NEPAL	37	3 250	1 411	EGYPT	13 461	20 372	8 980
THAILAND	3 289	4 284	2 082	SUDAN	1 645	4 748	2 105
INDONESIA	171	1 297	575	MAURITANIA	557	951	430
MALAYSIA	6	172	79	MALI	58	170	74
SINGAPORE	32	1 941	865	UPPER VOLTA	82	204	85
PHILIPPINES	7	185	81	CAPE VERDE	110	307	136
SOUTH KOREA	4	178	78	SENEGAL	39	126	53
JAPAN	8	180	83	REF GUINEA	2 364	7 732	3 121
TAIWAN	17	764	344	SIERRA LEONE	1 174	2 357	1 030
HONG KONG	9	1 954	846	LIBERIA	183	407	180
AUSTRALIA	34	2 399	1 036	IVORY COAST	104	268	127
NEW ZEALAND	6	541	237	GHANA	700	1 810	812
				TOGO	248	443	207
716 ROTATING ELECTRIC PLANT				NIGERIA	16 647	41 968	18 624
IMPORTS	809 191	1 004 504	445 053	CAMEROON	117	241	105
FRANCE	145 527	180 459	80 476	EQUAT GUINEA	48	94	45
BELGIUM LUX	33 699	19 329	8 587	CONGO	298	497	226
NETHERLANDS	24 437	38 604	17 059	ZAIRE	472	997	457
ITALY	57 021	58 307	25 840	BURUNDI	242	573	258
UNTD KINGDOM	43 676	51 027	22 525	ANGOLA	151	429	193
IRISH REP	8 037	16 216	7 210	ETHIOPIA	245	506	224
DENMARK	48 000	44 751	19 892	SOMALIA	83	222	99
GREECE	443	918	408	KENYA	2 088	4 753	2 239
NORWAY	1 528	4 103	1 799	UGANDA	51	132	55
SWEDEN	13 999	23 365	10 350	TANZANIA	650	1 928	865
FINLAND	3 986	5 478	2 462	MOZAMBIQUE	13	64	30
SWITZERLAND	43 685	115 068	50 987	MADAGASCAR	43	100	47
AUSTRIA	144 213	109 642	48 910	MAURITIUS	21	67	31
PORTUGAL	17	86	40	ZAMBIA	107	381	178
SPAIN	44 654	44 267	19 593	ZIMBABWE	147	307	134
YUGOSLAVIA	40 682	32 275	14 289	MALAWI	44	125	54
TURKEY	130	241	110	REP S AFRICA	22 953	42 169	18 620
USSR	5 105	2 239	987	USA	52 442	133 693	59 481
POLAND	10 940	5 882	2 617	CANADA	9 045	16 548	7 398
CZECHOSLOVA	25 478	8 967	3 950	MEXICO	3 715	10 442	4 584
HUNGARY	16 098	9 004	4 079	GUATEMALA	491	1 107	495
ROMANIA	5 252	2 126	939	NICARAGUA	25	85	38
BULGARIA	13 205	3 700	1 636	COSTA RICA	330	946	408
ALGERIA	34	320	144	PANAMA	12	128	56
TUNISIA	43	652	284	CUBA	1 352	3 226	1 600
LIBYA	182	102	44	WEST INDIES	9	98	41
EGYPT	219	938	417	REP HAITI	45	70	32
NIGERIA	161	176	77	DOMINIC REP	100	207	93
REP S AFRICA	64	254	121	JAMAICA	154	261	120
USA	41 806	165 068	72 322	TRINIDAD TOB	150	260	115
CANADA	411	1 582	688	NETH ANTILL	143	320	150
MEXICO	336	859	374	COLOMBIA	3 114	6 546	2 935
VENEZUELA	287	153	67	VENEZUELA	12 491	22 633	10 077
BRAZIL	4 090	2 028	897	GUYANA	40	131	57
ARGENTINA	71	263	116	SURINAM	66	70	33
SYRIA	2	242	107	ECUADOR	13 430	10 139	4 517
IRAQ	64	204	90	PERU	2 652	7 412	3 194
IRAN	3	204	88	BRAZIL	8 671	21 389	9 289
JORDAN	12	679	300	CHILE	3 269	5 178	2 312
SAUDI ARABIA	171	1 801	801	BOLIVIA	161	475	211
KUWAIT	133	330	141	PARAGUAY	84	217	93
NORTH YEMEN	17	77	32	URUGUAY	259	910	410
AFGHANISTAN	67	111	48	ARGENTINA	7 594	15 494	6 816
INDONESIA	11	102	48	CYPRUS	287	456	197
MALAYSIA	88	284	126	LEBANON	1 146	1 600	705
SINGAPORE	13 408	4 397	1 930	SYRIA	4 573	8 232	3 731
P REP CHINA	346	115	54	IRAQ	56 409	117 025	51 167
SOUTH KOREA	8 066	27 852	12 356	IRAN	38 639	89 755	39 304
JAPAN	1 096	1 965	857	ISRAEL	2 161	5 396	2 402
HONG KONG	7 537	16 621	7 313	JORDAN	1 636	3 512	1 555
AUSTRALIA	66	76	33	SAUDI ARABIA	48 943	138 030	60 424
EXPORTS	1 270 748	2 455 900	1 087 696	KUWAIT	1 139	3 189	1 398
FRANCE	107 376	197 290	87 747	BAHRAIN	89	239	106
BELGIUM LUX	61 047	90 646	40 048	QATAR	691	1 615	713
NETHERLANDS	91 112	147 542	65 694	ARAB EMIRAT	40 425	72 656	32 127
ITALY	76 941	142 485	63 469	OMAN	218	457	199
UNTD KINGDOM	48 003	98 122	43 419	NORTH YEMEN	786	1 295	564
IRISH REP	4 492	6 035	2 686	SOUTH YEMEN	100	756	302
DENMARK	48 036	66 204	29 441	AFGHANISTAN	326	694	336
GREECE	8 031	15 852	6 921	PAKISTAN	803	2 269	1 037
ICELAND	320	563	254	INDIA	12 425	39 933	17 727
FAROE IS	84	138	62	BANGLADESH	502	869	368
NORWAY	41 928	55 039	24 423	SRI LANKA	898	1 536	699
SWEDEN	52 236	89 966	40 049	BURMA	978	1 789	796
FINLAND	13 186	30 441	13 432	THAILAND	3 325	6 778	3 083
SWITZERLAND	102 619	198 873	88 367	INDONESIA	23 209	40 994	18 168
AUSTRIA	51 595	85 316	37 914	MALAYSIA	1 107	3 482	1 538
PORTUGAL	2 091	5 416	2 388	SINGAPORE	7 962	13 816	6 097
				PHILIPPINES	1 453	3 983	1 742
				P REP CHINA	1 847	3 869	1 778
				SOUTH KOREA	1 747	4 630	2 077
				JAPAN	2 677	9 183	4 070
				TAIWAN	3 812	9 520	4 253

## 6 IMPORTS AND EXPORTS (SPECIAL TRADE) BY GROUPS OF THE SITC-REV. II AND BY COUNTRIES OF PRODUCTION AND CONSUMPTION 1981

GROUP COUNTRY	DT = 100 KG	1 000 DM	1 000 \$	GROUP COUNTRY	DT = 100 KG	1 000 DM	1 000 \$
HONG KONG	2 382	4 694	2 084	NORWAY	16 822	10 952	4 871
AUSTRALIA	13 886	21 058	9 306	SWEDEN	10 371	15 845	7 050
NEW ZEALAND	741	1 793	788	FINLAND	6 154	4 297	1 881
FR POLYNESIA	204	401	177	SWITZERLAND	4 262	9 099	4 000
718 OTH POWER GENERATG MACHY				AUSTRIA	58 269	47 807	21 098
IMPORTS	69 818	177 000	79 176	SPAIN	1 409	700	314
FRANCE	9 191	12 509	5 479	YUGOSLAVIA	9 802	3 606	1 630
BELGIUM LUX	1 406	2 022	901	POLAND	7 555	1 511	683
NETHERLANDS	7 346	6 270	2 832	CZECHOSLOVA	532	108	48
ITALY	6 934	5 397	2 390	HUNGARY	30 479	19 349	8 358
UNTD KINGDOM	2 386	11 230	4 920	USA	41 837	53 833	24 142
DENMARK	3 923	12 392	5 507	CANADA	818	627	277
NORWAY	301	495	219	ISRAEL	59	270	130
SWEDEN	9 592	36 144	16 286	JAPAN	5 490	12 924	5 625
FINLAND	327	492	216	NEW ZEALAND	21	116	51
SWITZERLAND	6 066	18 752	8 301	EXPORTS	2 014 392	1 893 202	842 348
AUSTRIA	7 996	25 381	11 320	FRANCE	452 341	402 135	178 435
CZECHOSLOVA	4 989	2 215	977	BELGIUM LUX	55 191	51 203	22 733
USA	4 230	34 102	15 444	NETHERLANDS	142 383	104 606	46 483
COLOMBIA	210	1 198	493	ITALY	83 042	79 075	35 698
JAPAN	4 697	8 174	3 793	UNTD KINGDOM	150 793	139 508	62 060
EXPORTS	128 977	651 027	284 565	IRISH REP	15 283	12 588	5 606
FRANCE	11 142	134 745	56 636	DENMARK	37 592	34 774	15 281
BELGIUM LUX	2 909	70 829	30 813	GREECE	27 802	30 012	13 608
NETHERLANDS	5 406	65 156	29 056	ICELAND	2 930	2 169	940
ITALY	4 504	14 356	6 403	NORWAY	19 249	19 317	8 522
UNTD KINGDOM	2 230	9 380	4 141	SWEDEN	65 980	54 851	24 475
DENMARK	643	3 081	1 363	FINLAND	29 570	23 377	10 507
GREECE	82	399	177	SWITZERLAND	72 324	71 115	31 698
NORWAY	1 219	4 328	1 915	AUSTRIA	141 829	121 606	53 940
SWEDEN	3 585	69 019	30 444	PORTUGAL	7 131	6 987	3 120
FINLAND	1 070	4 388	1 912	SPAIN	43 545	40 288	18 601
SWITZERLAND	8 419	85 399	38 292	YUGOSLAVIA	41 984	26 297	11 694
AUSTRIA	10 597	18 490	8 099	TURKEY	9 904	13 022	5 974
PORTUGAL	1 966	1 523	668	USSR	979	2 751	1 233
SPAIN	1 425	3 632	1 577	POLAND	2 656	1 141	519
YUGOSLAVIA	1 174	3 485	1 566	CZECHOSLOVA	2 663	6 489	2 885
TURKEY	7	82	38	HUNGARY	40 147	51 365	22 423
USSR	150	685	304	ROMANIA	566	537	231
POLAND	845	2 792	1 246	BULGARIA	18 350	20 595	8 883
CZECHOSLOVA	414	1 636	721	MOROCCO	4 872	4 553	2 129
HUNGARY	227	1 421	646	ALGERIA	20 978	30 057	13 715
ROMANIA	47	177	78	TUNISIA	9 544	9 032	4 078
BULGARIA	104	455	192	LIBYA	27 671	26 416	11 833
MOROCCO	22	70	32	EGYPT	40 985	39 397	17 519
ALGERIA	10 131	13 996	5 939	SUDAN	5 585	10 024	4 298
EGYPT	5	93	41	REP GUINEA	52	81	36
NIGERIA	19 088	20 720	9 362	SIERRA LEONE	64	112	51
ZAIRE	34	123	54	IVORY COAST	101	100	46
KENYA	34	242	119	GHANA	472	472	208
TANZANIA	152	387	170	TOGO	161	252	105
MOZAMBIQUE	14	69	31	NIGERIA	5 653	8 165	3 539
MALAWI	70	464	231	CAMEROON	279	799	366
REP S AFRICA	576	2 374	1 030	GABON	756	1 463	647
USA	4 182	9 807	4 275	ZAIRE	312	288	123
CANADA	4 247	2 745	1 200	RWANDA	74	101	42
MEXICO	240	2 077	931	ETHIOPIA	137	223	94
GUATEMALA	13	288	128	KENYA	2 316	2 616	1 132
NETH ANTILL	77	216	94	TANZANIA	276	272	118
COLOMBIA	15 070	19 291	8 451	REUNION	28	71	33
VENEZUELA	19	86	34	MAURITIUS	142	303	135
ECUADOR	26	223	103	ZAMBIA	657	743	357
PERU	339	2 104	922	ZIMBABWE	364	494	215
BRAZIL	10 583	27 236	11 641	REP S AFRICA	65 354	62 077	27 452
CHILE	113	652	319	USA	91 291	80 885	35 739
BOLIVIA	25	105	47	CANADA	4 367	5 347	2 377
ARGENTINA	2 715	41 997	18 570	MEXICO	19 588	30 037	12 905
ISRAEL	46	185	83	GUATEMALA	95	126	54
JORDAN	11	95	41	REP HONDURAS	1 176	484	201
SAUDI ARABIA	39	340	152	EL SALVADOR	144	311	140
KUWAIT	64	226	112	NICARAGUA	6 390	9 498	3 823
ARAB EMIRAT	164	563	250	PANAMA	338	453	199
AFGHANISTAN	41	321	144	CUBA	584	1 182	542
INDIA	528	2 142	941	DOMINIC REP	1 682	2 382	1 028
THAILAND	15	75	33	MARTINIQUE	64	110	51
INDONESIA	17	207	88	TRINIDAD TOB	25	87	39
MALAYSIA	132	640	283	COLOMBIA	1 523	1 772	787
SINGAPORE	33	265	121	VENEZUELA	8 064	8 091	3 595
PHILIPPINES	22	106	45	SURINAM	1 021	1 192	546
P REP CHINA	973	1 619	740	ECUADOR	5 409	7 464	3 260
SOUTH KOREA	86	220	94	PERU	218	275	117
JAPAN	137	695	315	BRAZIL	129	332	144
AUSTRALIA	135	629	280	CHILE	857	1 083	471
NEW ZEALAND	49	90	38	BOLIVIA	1 018	1 092	492
WEST SAMOA	236	703	312	PARAGUAY	463	715	320
FR POLYNESIA	202	549	243	URUGUAY	3 432	4 166	1 918
721 AGRIC MACHY,EXC TRACTORS				ARGENTINA	8 877	12 642	5 739
IMPORTS	672 408	575 831	255 367	CYPRUS	338	855	394
FRANCE	163 827	129 600	57 647	LEBANON	99	121	51
BELGIUM LUX	49 314	41 715	18 516	SYRIA	12 348	8 990	4 146
NETHERLANDS	99 431	91 947	40 766	IRAQ	53 468	50 118	22 219
ITALY	77 017	52 167	23 025	IRAN	62 601	66 406	30 357
UNTD KINGDOM	25 600	31 703	14 174	ISRAEL	1 282	2 221	1 014
IRISH REP	501	496	216	JORDAN	294	1 659	769
DENMARK	60 931	46 626	20 421	SAUDI ARABIA	21 609	22 706	10 277
GREECE	1 690	381	179	KUWAIT	84	108	45
				BAHRAIN	38	178	81
				ARAB EMIRAT	6 163	5 771	2 582
				OMAN	113	128	55
				NORTH YEMEN	66	68	31
				PAKISTAN	305	283	124
				INDIA	4 022	3 339	1 418

o IMPORTS AND EXPORTS (SPECIAL TRADE) BY GROUPS OF THE SITC-REV. II AND BY COUNTRIES OF PRODUCTION AND CONSUMPTION 1981

GROUP COUNTRY	DT = 100 KG	1 000 DM	1 000 \$	GROUP COUNTRY	DT = 100 KG	1 000 DM	1 000 \$
BANGLADESH	278	407	178	BARBADOS	170	160	69
BURMA	68	104	50	TRINIDAD TOB	234	193	84
THAILAND	371	594	277	COLOMBIA	3 180	2 542	1 102
INDONESIA	407	524	220	VENEZUELA	15 355	14 086	6 441
MALAYSIA	3 687	4 470	1 935	SURINAM	212	183	75
SINGAPORE	333	743	327	ECUADOR	3 934	3 453	1 520
PHILIPPINES	83	161	72	PERU	2 140	1 978	862
P REP CHINA	495	607	263	CHILE	10 047	7 457	3 333
SOUTH KOREA	168	593	259	BOLIVIA	501	407	196
JAPAN	12 206	11 395	5 099	PARAGUAY	600	333	144
TAIWAN	9	150	66	URUGUAY	595	997	429
HONG KONG	35	183	83	ARGENTINA	18 756	15 994	6 818
AUSTRALIA	22 080	22 585	9 879	CYPRUS	815	725	316
NEW ZEALAND	3 092	3 269	1 413	LEGANON	2 891	959	439
722 TRACTORS NON-ROAD				SYRIA	1 256	1 144	514
IMPORTS	246 366	202 382	89 850	IRAQ	7 592	8 607	3 808
FRANCE	31 023	29 502	12 843	IRAN	3 276	6 018	2 631
BELGIUM LUX	5 052	3 975	1 780	ISRAEL	4 083	5 222	2 310
NETHERLANDS	13 877	4 838	2 120	JORDAN	1 409	1 462	627
ITALY	132 222	107 894	48 215	SAUDI ARABIA	63 524	66 340	29 113
UNITED KINGDOM	8 969	7 775	3 494	KUWAIT	534	687	294
DENMARK	2 439	1 426	639	ARAB EMIRAT	1 192	1 608	693
SWEDEN	7 414	9 921	4 429	NORTH YEMEN	1 130	1 201	530
FINLAND	160	246	102	SOUTH YEMEN	195	179	72
SWITZERLAND	9 456	10 433	4 641	PAKISTAN	12 398	17 874	7 965
AUSTRIA	12 645	13 332	5 810	INDIA	1 651	1 694	766
SPAIN	128	173	75	MALDIVES	952	1 053	468
POLAND	3 184	1 107	482	THAILAND	5 822	4 799	2 090
CZECHOSLOVAKIA	8 347	2 784	1 239	INDONESIA	1 278	1 699	735
ROMANIA	3 188	1 537	672	MALAYSIA	1 963	1 480	662
USA	1 174	883	399	SINGAPORE	2 346	2 009	883
CANADA	507	552	247	PHILIPPINES	2 682	2 868	1 245
BRAZIL	160	100	42	P REP CHINA	697	852	182
JAPAN	6 136	5 778	2 585	SOUTH KOREA	569	786	345
EXPORTS	2 007 945	1 835 754	813 010	JAPAN	3 977	3 569	1 653
FRANCE	314 163	316 058	139 200	TAIWAN	908	773	326
BELGIUM LUX	41 742	37 562	16 670	AUSTRALIA	71 368	60 727	27 016
NETHERLANDS	112 606	92 576	40 951	PAPUA NEW G	44	64	30
ITALY	80 333	71 053	31 489	NEW CALEDON	149	183	76
UNITED KINGDOM	106 215	102 665	45 123	723 CIVIL ENGINEERING EQUIP ETC			
IRISH REP	5 431	5 063	2 230	IMPORTS	1 271 185	1 042 385	462 754
DENMARK	23 570	23 650	10 543	FRANCE	280 981	222 372	98 709
GREECE	46 020	38 514	17 107	BELGIUM LUX	132 213	119 500	53 362
ICELAND	381	387	179	NETHERLANDS	140 569	72 531	32 027
NORWAY	73 051	72 777	32 565	ITALY	211 873	105 128	46 985
SWEDEN	50 336	48 888	21 699	UNITED KINGDOM	93 762	95 149	42 668
FINLAND	49 375	44 053	19 580	IRISH REP	2 093	857	379
SWITZERLAND	43 465	44 492	19 736	DENMARK	12 988	7 135	3 188
AUSTRIA	68 653	65 719	29 116	NORWAY	3 985	4 641	2 133
PORTUGAL	15 757	13 462	6 015	SWEDEN	43 746	53 597	24 045
SPAIN	43 674	37 646	16 933	FINLAND	4 564	12 728	5 665
YUGOSLAVIA	50 885	13 602	5 948	SWITZERLAND	14 364	22 088	9 765
TURKEY	3 255	3 108	1 409	AUSTRIA	58 056	67 860	30 025
USSR	1 036	2 051	910	SPAIN	17 066	8 429	3 743
POLAND	1 519	3 235	1 398	YUGOSLAVIA	16 636	8 354	3 651
CZECHOSLOVAKIA	340	845	369	TURKEY	255	159	64
HUNGARY	697	1 035	453	USSR	3 610	3 932	1 686
MOROCCO	4 404	3 343	1 469	CZECHOSLOVAKIA	10 936	5 933	2 601
ALGERIA	13 712	11 216	5 453	HUNGARY	31 735	8 110	3 584
TUNISIA	19 801	17 293	7 736	ROMANIA	2 559	838	381
LIBYA	14 299	15 483	6 866	REP S AFRICA	166	145	66
EGYPT	19 943	19 661	8 671	USA	137 436	169 653	74 483
SUDAN	15 201	10 364	4 459	CANADA	10 380	11 337	5 009
UPPER VOLTA	63	73	32	SAUDI ARABIA	29	120	57
NIGER	3 460	3 609	1 463	JAPAN	40 969	41 211	18 228
GAMBIA	216	287	133	TAIWAN	185	145	62
REP GUINEA	68	106	47	HONG KONG	50	106	47
LIBERIA	86	127	56	EXPORTS	3 852 069	3 778 212	1 672 521
IVORY COAST	981	931	427	FRANCE	391 014	322 426	143 626
GHANA	423	522	226	BELGIUM LUX	146 665	111 424	49 724
TOGO	80	75	35	NETHERLANDS	168 895	141 205	62 549
NIGERIA	1 624	1 755	759	ITALY	261 907	186 365	83 074
CAMEROON	328	385	169	UNITED KINGDOM	171 572	180 167	80 190
CENT AFR REP	69	87	38	IRISH REP	9 575	10 023	4 419
GABON	45	81	33	DENMARK	29 261	27 374	12 054
CONGO	149	141	61	GREECE	110 786	39 414	17 434
ZAIRE	1 025	1 304	593	ICELAND	6 780	3 627	1 578
RWANDA	346	630	267	FARGE IS	72	108	51
ANGOLA	290	264	118	NORWAY	48 124	56 600	25 247
ETHIOPIA	89	107	48	SWEDEN	83 770	75 172	33 554
KENYA	4 180	4 262	1 860	FINLAND	28 519	27 377	12 133
UGANDA	1 534	1 689	722	SWITZERLAND	109 503	127 474	56 833
TANZANIA	1 233	1 009	446	AUSTRIA	157 160	147 255	65 523
MADAGASCAR	411	489	207	PORTUGAL	34 979	37 179	16 308
MAURITIUS	541	551	235	SPAIN	44 313	51 585	22 974
ZAMBIA	1 703	1 657	731	MALTA	60	118	49
ZIMBABWE	4 037	3 712	1 583	YUGOSLAVIA	37 686	56 523	25 125
REP S AFRICA	104 647	89 148	39 108	TURKEY	42 349	45 436	20 003
USA	367 247	327 236	145 807	USSR	100 417	125 426	55 876
CANADA	28 328	25 181	10 967	POLAND	77 829	74 500	32 637
GUATEMALA	1 032	878	367	CZECHOSLOVAKIA	13 365	25 260	11 073
BELIZE	544	645	285	HUNGARY	16 525	30 854	13 527
REP HONDURAS	663	534	239	ROMANIA	47 254	79 574	35 140
NICARAGUA	8 713	6 564	3 048	BULGARIA	12 151	9 666	4 214
COSTA RICA	610	529	250	MOROCCO	7 757	7 938	3 687
PANAMA	975	836	355	ALGERIA	76 207	91 306	40 218
DOMINIC REP	313	247	115	TUNISIA	6 460	8 042	3 589
GUADELOUPE	121	166	75	LIBYA	89 432	115 103	50 638
JAMAICA	95	85	37				

## 6 IMPORTS AND EXPORTS (SPECIAL TRADE) BY GROUPS OF THE SITC-REV. II AND BY COUNTRIES OF PRODUCTION AND CONSUMPTION 1981

GROUP COUNTRY	DT = 100 KG	1 000 DM	1 000 \$	GROUP COUNTRY	DT = 100 KG	1 000 DM	1 000 \$
EGYPT	63 233	61 578	27 312	NETHERLANDS	28 854	51 551	22 942
SUDAN	5 077	8 210	3 585	ITALY	53 584	113 348	50 587
MAURITANIA	276	456	207	UNITD KINGDOM	26 204	74 013	33 071
MALI	218	1 204	517	IRISH REP	849	1 088	498
UPPER VOLTA	30	77	33	DENMARK	5 769	11 736	5 218
NIGER	399	600	274	GREECE	240	976	430
SENEGAL	682	1 597	696	NORWAY	393	721	321
REP GUINEA	2 284	3 419	1 538	SWEDEN	4 632	14 782	6 557
SIERRA LEONE	761	811	351	FINLAND	1 603	2 111	944
LIBERIA	2 636	1 688	747	SWITZERLAND	106 157	248 332	110 636
IVORY COAST	25	170	71	AUSTRIA	13 887	19 697	8 740
GHANA	4 425	7 806	3 374	PORTUGAL	1 166	7 680	3 398
TOGO	630	1 019	444	SPAIN	6 909	9 824	4 365
BENIN	614	891	396	YUGOSLAVIA	29 000	4 789	2 152
NIGERIA	75 727	107 896	47 926	TURKEY	80	69	31
CAMEROON	2 328	3 238	1 438	USSR	758	834	370
CENT AFR REP	243	255	117	POLAND	6 009	1 841	827
GABON	518	1 281	571	CZECHOSLOVIA	2 295	3 236	1 458
CONGO	1 510	3 153	1 450	HUNGARY	3 909	3 383	1 493
ZAIRE	6 468	5 688	2 481	ROMANIA	215	977	446
ANGOLA	2 156	2 704	1 181	TUNISIA	94	236	106
ETHIOPIA	695	802	358	REP S AFRICA	24	73	32
SOMALIA	1 544	4 019	1 803	USA	17 839	65 375	28 978
KENYA	4 075	4 159	1 799	CANADA	133	532	237
UGANDA	108	136	58	PERU	30	104	44
TANZANIA	379	590	258	BRAZIL	175	949	420
MOZAMBIQUE	393	480	216	ARGENTINA	81	196	87
REUNION	593	759	331	ISRAEL	32	242	108
MAURITIUS	562	691	317	INDIA	103	463	206
ZAMBIA	297	562	263	SINGAPORE	3 523	11 835	5 278
ZIMBABWE	1 666	2 681	1 192	SOUTH KOREA	157	549	248
MALAWI	25	107	49	JAPAN	29 502	85 352	38 043
REP S AFRICA	66 253	76 072	33 740	TAIWAN	13 275	19 884	8 933
USA	344 061	225 940	99 373	HONG KONG	154	355	159
CANADA	30 830	36 744	16 317	NEW ZEALAND	27	95	38
MEXICO	23 826	33 636	14 384	EXPORTS	1 664 375	4 926 993	2 189 713
GUATEMALA	117	128	60	FRANCE	102 027	311 613	138 815
REP HONDURAS	180	128	57	BELGIUM LUX	47 916	117 215	52 025
NICARAGUA	160	477	202	NETHERLANDS	50 221	117 522	52 522
COSTA RICA	111	68	31	ITALY	116 773	376 721	167 640
CUBA	340	1 309	602	UNITD KINGDOM	67 964	204 985	90 734
GUADELOUPE	117	100	44	IRISH REP	6 269	17 439	7 713
MARTINIQUE	170	140	64	DENMARK	12 333	35 722	15 794
JAMAICA	85	149	63	GREECE	24 793	72 024	31 916
BARBADOS	28	75	33	ICELAND	873	3 842	1 710
TRINIDAD TOB	4 141	5 607	2 477	NORWAY	5 470	16 929	7 538
COLOMBIA	629	1 583	699	SWEDEN	14 232	47 881	21 234
VENEZUELA	11 755	13 043	5 895	FINLAND	16 356	52 743	23 434
GUYANA	546	1 349	599	SWITZERLAND	104 693	215 183	95 425
SURINAM	5 410	5 747	2 546	AUSTRIA	68 233	169 593	75 498
ECUADOR	4 384	3 912	1 722	PORTUGAL	43 715	132 627	59 278
PERU	3 752	5 705	2 484	SPAIN	37 403	109 852	48 748
BRAZIL	1 694	3 518	1 556	MALTA	637	2 933	1 300
CHILE	5 051	7 297	3 208	YUGOSLAVIA	21 386	104 461	46 266
BOLIVIA	188	488	201	TURKEY	42 715	88 362	39 143
PARAGUAY	92	148	68	USSR	19 416	108 663	48 799
URUGUAY	57	144	62	POLAND	7 305	19 309	8 807
ARGENTINA	2 917	3 962	1 824	CZECHOSLOVIA	13 180	55 900	24 660
CYPRUS	510	702	298	HUNGARY	14 919	58 373	25 685
LEBANON	6 489	1 833	808	ROMANIA	4 087	16 688	7 423
SYRIA	52 922	54 381	23 706	BULGARIA	12 430	49 147	21 721
IRAQ	260 371	310 866	136 977	ALBANIA	574	1 487	623
IRAN	54 107	62 586	27 190	CANARY IS	72	292	134
ISRAEL	12 313	15 235	6 674	MOROCCO	10 851	28 956	12 896
JORDAN	9 480	11 293	5 009	ALGERIA	12 281	25 369	11 491
SAUDI ARABIA	138 767	148 509	65 284	TUNISIA	6 801	21 708	9 657
KUWAIT	10 665	12 664	5 546	LIBYA	3 777	15 529	6 767
BAHRAIN	2 943	4 300	1 934	EGYPT	45 561	103 678	45 805
QATAR	12 519	13 629	6 023	SUDAN	328	1 372	612
ARAB EMIRAT	28 306	32 939	14 430	MALI	107	315	129
OMAN	3 579	5 463	2 369	UPPER VOLTA	61	499	218
NORTH YEMEN	1 323	1 218	505	NIGER	16	120	51
PAKISTAN	1 739	2 360	1 051	CHAD	12	111	48
INDIA	16 159	24 246	10 745	SENEGAL	132	907	395
BANGLADESH	11	90	39	REP GUINEA	3 089	6 826	3 039
SRI LANKA	767	711	328	LIBERIA	17	84	37
NEPAL	151	277	120	IVORY COAST	413	2 663	1 194
BURMA	1 407	2 944	1 321	GHANA	105	702	309
THAILAND	7 450	6 674	2 927	TOGO	15	171	81
INDONESIA	9 909	14 676	6 220	BENIN	34	274	121
MALAYSIA	11 654	15 735	6 956	NIGERIA	26 462	75 473	33 878
BRUNEI	165	87	39	CAMEROON	689	2 611	1 139
SINGAPORE	10 651	14 266	6 319	CENT AFR REP	27	88	38
PHILIPPINES	3 126	3 999	1 760	EQUAT GUINEA	15	143	63
P REF CHINA	81 418	43 143	19 732	GABON	204	458	196
NORTH KOREA	11 876	4 893	2 143	ZAIRE	474	2 324	1 001
SOUTH KOREA	1 906	2 509	1 150	ANGOLA	164	1 294	564
JAPAN	11 550	17 727	7 824	ETHIOPIA	954	3 587	1 500
TAIWAN	3 374	5 161	2 269	KENYA	2 380	8 182	3 639
HONG KONG	7 141	12 535	5 593	UGANDA	121	462	206
AUSTRALIA	48 800	50 083	22 168	TANZANIA	7 660	19 737	9 078
PAPUA NEW G	1 327	1 193	533	MOZAMBIQUE	283	1 188	528
NEW ZEALAND	7 334	6 803	3 046	MADAGASCAR	6 793	19 843	8 810
AMER CALEDON	757	164	74	REUNION	48	145	63
NEW CALEDON	98	205	91	MAURITIUS	238	1 352	596
FIJI	195	175	78	ZAMBIA	863	2 971	1 352
FR POLYNESIA	413	772	338	ZIMBABWE	3 916	9 989	4 489
724 TEXTILE,LEATHER MACHNRY				MALAWI	46	259	119
IMPORTS	412 161	866 971	386 166	REP S AFRICA	44 984	124 019	54 846
FRANCE	33 736	67 661	30 212	USA	168 922	528 909	233 627
BELGIUM LUX	20 522	41 725	18 403	CANADA	9 160	34 971	15 562
				MEXICO	70 273	200 764	89 929

6 IMPORTS AND EXPORTS (SPECIAL TRADE) BY GROUPS OF THE SITC-REV. II AND BY COUNTRIES OF PRODUCTION AND CONSUMPTION 1981

GROUP COUNTRY	DT = 100 KG	1 000 DM	1 000 \$	GROUP COUNTRY	DT = 100 KG	1 000 DM	1 000 \$
GUATEMALA	1 064	4 220	1 893	AUSTRIA	30 862	64 613	28 710
REP HONDURAS	177	550	247	PORTUGAL	2 844	6 064	2 664
EL SALVADOR	59	700	306	SPAIN	6 015	17 902	7 979
NICARAGUA	81	534	234	MALTA	163	296	132
COSTA RICA	345	1 732	763	YUGOSLAVIA	8 019	23 562	10 511
PANAMA	18	124	53	TURKEY	6 678	21 888	9 881
CUBA	443	2 205	984	USSR	3 197	15 777	7 041
WEST INDIES	18	112	50	POLAND	4 266	12 122	5 211
REP HAITI	60	245	106	CZECHOSLOVAKIA	2 751	9 476	4 167
DOMINIC REP	89	545	240	HUNGARY	1 774	6 523	2 943
JAMAICA		69	30	ROMANIA	551	1 531	670
TRINIDAD TOB	22	224	100	BULGARIA	395	1 650	740
COLOMBIA	22 727	65 367	29 120	CANARY IS	40	88	39
VENEZUELA	4 192	15 943	7 029	MOROCCO	619	1 925	864
SURINAM	49	238	105	ALGERIA	1 726	4 066	1 808
ECUADOR	4 860	13 355	5 913	TUNISIA	4 286	11 307	5 067
PERU	24 873	66 086	29 603	LIBYA	368	843	366
BRAZIL	29 167	97 342	43 151	EGYPT	2 929	8 836	3 944
CHILE	2 156	10 447	4 653	SUDAN	137	509	228
BOLIVIA	1 828	4 888	2 117	SENEGAL	57	93	43
PARAGUAY	152	443	200	REP GUINEA	57	156	71
URUGUAY	3 083	8 821	3 939	IVORY COAST	107	188	88
ARGENTINA	12 836	46 598	21 049	GHANA	133	311	139
CYPRUS	746	3 168	1 400	NIGERIA	3 002	24 921	11 341
LEBANON	1 309	4 366	1 941	CAMEROON	83	191	85
SYRIA	4 467	15 541	6 875	ZAIRE	191	915	457
IRAQ	8 211	34 746	15 167	BURUNDI	47	141	71
IRAN	9 808	50 791	22 231	ANGOLA	112	273	123
ISRAEL	3 952	32 406	14 323	ETHIOPIA	84	195	86
JORDAN	467	1 732	768	KENYA	925	2 215	1 006
SAUDI ARABIA	2 149	5 779	2 593	TANZANIA	1 313	2 915	1 273
KUWAIT	274	736	326	MADAGASCAR	43	207	86
QATAR	38	122	55	REUNION	59	115	52
ARAB EMIRAT	607	1 863	814	MAURITIUS	72	94	43
OMAN	89	228	95	ZAMBIA	95	371	169
SOUTH YEMEN	42	101	46	ZIMBABWE	337	2 103	941
AFGHANISTAN	1 101	2 844	1 226	REP S AFRICA	18 520	44 830	20 122
PAKISTAN	25 629	43 616	19 475	USA	49 813	138 376	61 137
INDIA	21 648	63 752	28 316	CANADA	5 605	12 326	5 541
BANGLADESH	548	2 730	1 217	MEXICO	9 943	27 164	12 128
SRI LANKA	1 233	3 391	1 512	BERMUDA	39	99	44
BURMA	685	1 404	597	GUATEMALA	154	332	144
THAILAND	6 044	16 335	7 298	REP HONDURAS	59	110	49
VIETNAM	134	1 017	454	EL SALVADOR	41	78	34
INDONESIA	32 526	75 867	34 116	COSTA RICA	46	105	41
MALAYSIA	2 111	7 814	3 458	CUBA	64	241	110
BRUNEI	15	148	67	DOMINIC REP	58	220	97
SINGAPORE	2 927	12 850	5 738	JAMAICA	25	244	110
PHILIPPINES	3 504	18 349	8 082	BARBADOS	42	154	65
MONGOL P REP	159	734	314	TRINIDAD TOB	222	626	269
P REP CHINA	19 332	56 230	25 618	COLOMBIA	858	2 208	1 000
NORTH KOREA	11	179	86	VENEZUELA	2 022	6 743	3 044
SOUTH KOREA	22 118	65 927	29 128	ECUADOR	437	970	425
JAPAN	20 664	86 614	38 405	PERU	1 344	4 005	1 705
TAIWAN	41 591	101 635	45 559	BRAZIL	6 361	18 692	8 263
HONG KONG	12 004	47 454	20 863	CHILE	2 506	8 445	3 704
MACAO	71	229	105	BOLIVIA	281	998	453
AUSTRALIA	17 436	56 448	24 895	URUGUAY	130	455	203
NEW ZEALAND	2 943	12 854	5 637	ARGENTINA	10 085	20 515	9 803
				CYPRUS	595	2 452	1 128
				LEBANON	1 280	2 878	1 239
				SYRIA	322	869	375
				IRAQ	2 737	9 535	4 167
				IRAN	387	2 006	903
				ISRAEL	1 225	3 971	1 716
				JORDAN	805	1 535	675
				SAUDI ARABIA	1 813	3 706	1 626
				KUWAIT	1 528	4 893	2 099
				QATAR	113	284	122
				ARAB EMIRAT	1 072	4 262	1 895
				NORTH YEMEN	271	334	147
				PAKISTAN	677	2 515	1 096
				INDIA	22 650	15 551	6 758
				BANGLADESH	2 303	2 987	1 295
				SRI LANKA	800	2 123	935
				BURMA	4 218	10 528	5 006
				THAILAND	1 198	2 067	915
				VIETNAM	39	174	78
				INDONESIA	3 303	6 849	2 994
				MALAYSIA	1 372	2 678	1 147
				BRUNEI	59	106	44
				SINGAPORE	2 123	4 470	1 972
				PHILIPPINES	2 129	6 440	2 714
				SOUTH KOREA	1 412	5 416	2 448
				JAPAN	16 123	41 631	18 174
				TAIWAN	561	1 432	633
				HONG KONG	2 011	4 117	1 817
				AUSTRALIA	3 804	13 155	5 835
				NEW ZEALAND	1 582	5 703	2 522
				FR POLYNESIA	52	78	33
725 PAPER ETC MILL MACHINERY				726 PRINTG,BKBDNG MACHY,PTS			
IMPORTS	186 142	333 764	148 497	IMPORTS	162 269	429 128	190 777
FRANCE	19 607	35 798	15 890	FRANCE	20 443	27 688	12 154
BELGIUM LUX	10 250	14 745	6 431	BELGIUM LUX	5 840	12 352	5 437
NETHERLANDS	26 414	23 138	10 334	NETHERLANDS	12 192	27 403	12 190
ITALY	23 449	40 736	18 039	ITALY	11 873	30 326	13 158
UNTD KINGDOM	5 914	21 979	9 745	UNTD KINGDOM	9 708	33 337	14 791
IRISH REP	25	207	91	IRISH REP	238	513	229
DENMARK	4 406	6 676	2 911	DENMARK	2 876	7 820	3 454
GREECE	251	344	154	NORWAY	547	902	400
NORWAY	1 510	3 083	1 433	SWEDEN	5 655	14 615	6 530
SWEDEN	9 452	21 279	9 484				
FINLAND	14 147	24 213	11 004				
SWITZERLAND	33 839	69 141	30 659				
AUSTRIA	14 488	14 332	6 360				
SPAIN	3 388	6 692	2 964				
YUGOSLAVIA	841	1 187	537				
TURKEY	385	306	141				
USSR	144	306	141				
CZECHOSLOVAKIA	209	161	70				
REP S AFRICA	39	115	46				
USA	10 369	37 251	16 684				
CANADA	140	585	260				
BRAZIL	143	524	231				
JAPAN	6 117	10 369	4 636				
TAIWAN	212	349	148				
EXPORTS	534 136	1 335 593	593 100				
FRANCE	44 380	114 521	50 953				
BELGIUM LUX	20 421	46 301	20 183				
NETHERLANDS	41 666	87 669	38 579				
ITALY	27 074	68 189	30 149				
UNTD KINGDOM	30 870	90 666	40 325				
IRISH REP	2 253	6 380	2 833				
DENMARK	8 131	17 068	7 650				
GREECE	2 001	3 707	1 660				
ICELAND	182	365	156				
NORWAY	8 270	21 873	9 663				
SWEDEN	23 764	64 227	28 565				
FINLAND	19 060	46 050	20 706				
SWITZERLAND	28 565	70 735	31 298				

## 6 IMPORTS AND EXPORTS (SPECIAL TRADE) BY GROUPS OF THE SITC-REV. II AND BY COUNTRIES OF PRODUCTION AND CONSUMPTION 1981

GROUP COUNTRY	DT = 100 KG	1 000 DM	1 000 \$	GROUP COUNTRY	DT = 100 KG	1 000 DM	1 000 \$
FINLAND	1 307	1 624	715	BRAZIL	5 043	25 749	11 492
SWITZERLAND	64 350	156 946	70 327	CHILE	2 944	13 139	5 734
AUSTRIA	6 447	13 864	6 167	BOLIVIA	355	932	409
SPAIN	916	2 023	903	PARAGUAY	188	345	152
YUGOSLAVIA	387	2 057	934	URUGUAY	557	2 431	1 096
USSR	109	233	106	ARGENTINA	10 565	31 914	14 182
CZECHOSLOVA	1 430	2 472	1 095	CYPRUS	238	872	383
ALGERIA	14	126	56	LEBANON	6 365	11 966	5 319
REP S AFRICA	309	258	110	SYRIA	609	1 389	629
USA	11 772	77 008	34 275	IRAQ	5 335	24 224	10 480
CANADA	39	135	58	IRAN	1 743	7 109	3 173
ARGENTINA	570	171	75	ISRAEL	1 735	5 497	2 441
ISPAEL	498	3 320	1 453	JORDAN	1 145	3 486	1 580
MALAYSIA	35	113	48	SAUDI ARABIA	7 774	27 536	12 344
SINGAPORE	39	102	45	KUWAIT	1 910	7 631	3 459
SOUTH KOREA	107	157	70	BAHRAIN	125	473	210
JAPAN	4 035	12 770	5 649	QATAR	859	3 436	1 550
AUSTRALIA	44	185	78	ARAB EMIRAT	1 419	5 443	2 407
EXPORTS	825 767	2 699 641	1 199 351	OMAN	493	1 553	689
FRANCE	59 990	218 980	97 575	NORTH YEMEN	141	504	212
BELGIUM LUX	24 291	85 712	38 916	AFGHANISTAN	228	394	179
NETHERLANDS	49 944	138 421	61 499	PAKISTAN	3 254	9 538	4 206
ITALY	66 750	202 248	89 977	INDIA	3 820	11 282	5 011
UNTD KINGDOM	66 095	229 340	101 669	BANGLADESH	818	1 164	517
IRISH REP	1 302	4 401	1 963	SRI LANKA	1 510	2 995	1 347
DENMARK	8 966	32 041	14 139	NEPAL	225	931	419
GREECE	8 402	13 953	6 151	BURMA	209	751	339
ICELAND	931	3 228	1 395	THAILAND	5 339	10 979	4 746
NORWAY	7 557	32 460	14 440	KAMPUCHEA	112	246	115
SWEDEN	21 282	73 232	32 196	INDONESIA	12 605	40 624	17 929
FINLAND	12 185	43 341	19 076	MALAYSIA	4 651	16 289	7 235
SWITZERLAND	60 211	154 851	68 893	SINGAPORE	11 324	38 838	17 144
AUSTRIA	24 461	63 048	28 155	PHILIPPINES	1 501	5 923	2 568
PORTUGAL	5 078	12 066	5 313	P REP CHINA	1 921	6 512	2 832
SPAIN	19 267	57 906	25 843	NORTH KOREA	24	269	121
MALTA	329	1 296	566	SOUTH KOREA	2 364	8 259	3 683
YUGOSLAVIA	5 102	12 010	5 403	JAPAN	47 209	152 229	67 765
TURKEY	864	2 550	1 104	TAIWAN	3 665	12 804	5 687
USSR	10 005	51 848	22 880	HONG KONG	10 418	24 907	11 088
POLAND	779	4 778	2 040	AUSTRALIA	15 073	56 790	25 388
CZECHOSLOVA	1 634	8 469	3 725	NEW ZEALAND	1 636	6 041	2 670
HUNGARY	1 608	8 148	3 597	NEW CALEDON	52	338	161
ROMANIA	95	594	261	FR POLYNESIA	51	276	117
BULGARIA	1 762	6 598	2 957	727 FOOD MACHRY NON-DOMESTIC			
ALBANIA	115	102	45	IMPORTS	79 802	172 618	76 472
CANARY IS	202	827	373	FRANCE	8 468	18 536	8 182
MOROCCO	1 560	4 288	1 897	BELGIUM LUX	2 012	2 814	1 254
ALGERIA	3 662	10 099	4 502	NETHERLANDS	15 247	40 738	18 047
TUNISIA	1 623	5 527	2 456	ITALY	8 846	21 449	9 549
LIBYA	1 029	5 505	2 400	UNTD KINGDOM	1 853	5 593	2 511
EGYPT	6 117	20 360	9 143	IRISH REP	85	195	89
SUDAN	310	881	389	DENMARK	5 299	11 825	5 127
MAURITANIA	34	78	33	GREECE	237	211	86
MALI	12	69	31	NORWAY	6 061	6 092	2 680
UPPER VOLTA	176	447	194	SWEDEN	1 107	2 797	1 262
SENEGAL	22	219	97	FINLAND	714	1 801	820
PEP GUINEA	185	734	323	SWITZERLAND	19 055	26 496	11 804
SIERRA LEONE	40	161	72	AUSTRIA	5 312	17 641	7 759
IVORY COAST	464	1 127	505	SPAIN	163	322	144
GHANA	428	623	279	YUGOSLAVIA	744	665	304
TOGO	61	160	69	POLAND	583	626	280
NIGERIA	10 426	33 756	14 776	CZECHOSLOVA	265	281	124
CAMEROON	954	3 185	1 441	REP S AFRICA	30	101	45
GABON	84	223	96	USA	1 777	7 877	3 469
ZAIRE	135	749	321	CANADA	22	155	69
RWANDA	7	161	67	BRAZIL	21	73	33
ANGOLA	988	4 609	2 013	ISRAEL	255	699	312
ETHIOPIA	96	598	271	INDIA	165	145	60
JIBUTI	6	138	63	JAPAN	1 042	4 179	1 901
SOMALIA	31	450	197	AUSTRALIA	242	1 071	460
KENYA	1 337	4 798	2 140	EXPORTS	291 858	870 109	384 914
TANZANIA	404	1 653	720	FRANCE	25 101	59 717	26 216
SEYCHELLES	147	500	223	BELGIUM LUX	11 417	29 575	13 146
MOZAMBIQUE	36	128	59	NETHERLANDS	22 284	51 093	22 544
MADAGASCAP	15	119	53	ITALY	9 691	27 451	12 165
REUNION	39	185	84	UNTD KINGDOM	12 433	45 568	20 114
MAURITIUS	181	640	285	IRISH REP	1 432	3 977	1 767
ZAMBIA	123	751	304	DENMARK	5 216	19 042	8 428
ZIMBABWE	748	3 218	1 402	GREECE	11 642	26 738	11 771
REP S AFRICA	16 824	59 119	26 255	ICELAND	1 660	7 313	3 192
USA	98 230	337 696	150 274	FAROE IS	182	1 421	651
CANADA	11 583	38 342	16 994	NORWAY	3 464	15 941	7 008
MEXICO	15 975	56 909	25 078	SWEDEN	3 538	13 044	5 786
GUATEMALA	308	1 162	507	FINLAND	2 797	10 983	4 893
REP HONDURAS	216	1 167	565	SWITZERLAND	16 439	39 726	17 568
EL SALVADOR	48	211	95	AUSTRIA	12 175	35 712	15 730
NICARAGUA	156	841	392	PORTUGAL	1 623	4 074	1 825
COSTA RICA	384	1 189	517	SPAIN	3 032	11 258	5 004
PANAMA	551	2 171	1 006	MALTA	32	179	84
CUBA	31	576	253	YUGOSLAVIA	13 018	27 446	12 803
BAHAMAS	466	2 188	1 020	TURKEY	2 424	6 332	2 766
DOMINIC REP	30	226	96	USSR	3 037	17 885	7 669
JAMAICA	332	1 247	526	POLAND	385	1 803	785
BARBADOS	174	484	212	CZECHOSLOVA	438	2 240	979
TRINIDAD TOB	226	810	357	HUNGARY	1 000	5 240	2 282
NETH ANTILL	27	126	53	ROMANIA	83	485	216
COLOMBIA	2 983	11 360	5 044	BULGARIA	882	6 030	2 828
VENEZUELA	3 638	12 396	5 406	CANARY IS	69	479	222
GUYANA	129	581	249	MOROCCO	2 131	5 322	2 386
GUYANAM	27	67	32				
SURINAM	1 539	5 543	2 440				
ECUADOR	3 439	12 203	5 438				
PERU							

6 IMPORTS AND EXPORTS (SPECIAL TRADE) BY GROUPS OF THE SITC-REV. 11 AND BY COUNTRIES OF PRODUCTION AND CONSUMPTION 1981

GROUP COUNTRY	DT = 100 KG	1 000 DM	1 000 \$	GROUP COUNTRY	DT = 100 KG	1 000 DM	1 000 \$
ALGERIA	1 382	3 545	1 509	NORWAY	5 701	13 695	6 077
TUNISIA	795	2 687	1 203	SWEDEN	35 379	78 135	34 633
LIBYA	1 165	3 883	1 699	FINLAND	11 099	15 727	6 964
EGYPT	2 264	7 317	3 185	SWITZERLAND	82 888	279 337	123 761
SUDAN	2 900	5 849	2 553	AUSTRIA	101 595	133 943	59 425
UPPER VOLTA	221	477	203	PORTUGAL	580	694	323
NIGER	84	205	93	SPAIN	16 499	14 751	6 663
SENEGAL	66	231	103	YUGOSLAVIA	19 120	7 077	3 116
GAMBIA	27	156	71	TURKEY	6 004	2 696	1 233
SIERRA LEONE	52	520	220	USSR	14 224	3 709	1 632
LIBERIA	801	1 928	853	POLAND	50 447	14 683	6 534
IVORY COAST	2 131	1 836	851	CZECHOSLOVIA	6 974	3 234	1 442
GHANA	229	482	210	HUNGARY	13 381	6 368	2 851
TOGO	124	633	281	ROMANIA	21 436	7 860	3 534
NIGERIA	8 884	31 446	13 677	BULGARIA	1 056	576	257
CAMEROON	405	851	385	NIGERIA	153	69	34
CENT AFR REP	71	331	142	REP S AFRICA	3 446	1 638	706
GABON	222	259	118	USA	42 572	235 034	104 105
ZAIRE	566	2 051	898	CANADA	6 769	20 947	9 243
BURUNDI	76	202	89	PANAMA	5	78	32
ANGOLA	57	340	150	BRASIL	610	1 222	555
ETHIOPIA	66	412	179	IRAN	3	89	42
SOMALIA	172	579	263	ISRAEL	432	1 586	720
KENYA	1 896	5 207	2 299	SINGAPORE	23	247	109
UGANDA	402	1 000	445	JAPAN	8 385	54 216	24 277
TANZANIA	121	623	278	TAIWAN	2 238	2 183	949
SEYCHELLES	36	172	78	HONG KONG	959	1 859	827
MOZAMBIQUE	71	378	166	AUSTRALIA	164	614	269
MADAGASCAR	26	100	43				
REUNION	208	799	342	EXPORTS	3 703 953	7 459 760	3 306 150
ZAMBIA	118	391	166	FRANCE	318 016	620 318	275 365
ZIMBABWE	623	3 714	1 595	BELGIUM LUX	136 715	249 362	110 598
MALAWI	15	99	43	NETHERLANDS	170 458	334 596	148 337
REP S AFRICA	9 649	27 777	12 181	ITALY	147 905	320 052	142 049
LESOTHO	249	280	115	UNITD KINGDOM	155 194	405 651	178 662
USA	15 230	55 948	24 628	IRISH REP	18 609	34 180	15 072
CANADA	5 742	20 627	9 164	DENMARK	44 759	93 446	41 380
GREENLAND	80	683	299	GREECE	54 530	83 117	36 834
MEXICO	4 217	13 800	6 297	ICELAND	2 149	3 154	1 356
GUATEMALA	53	172	74	NORWAY	49 083	90 867	40 787
EL SALVADOR	29	175	78	SWEDEN	72 175	166 634	74 151
COSTA RICA	158	753	370	FINLAND	37 046	90 859	40 497
PANAMA	25	127	58	SWITZERLAND	152 353	320 310	142 565
CUBA	246	1 274	561	AUSTRIA	180 219	341 022	151 528
REP HAITI	92	201	95	PORTUGAL	29 472	64 235	28 347
DOMINIC REP	134	590	258	SPAIN	74 567	137 914	60 758
TRINIDAD TOB	278	1 593	713	ANDORRA	35	159	71
COLOMBIA	747	1 944	861	MALTA	1 104	3 609	1 598
VENEZUELA	3 292	10 665	4 782	YUGOSLAVIA	69 664	171 046	76 702
SURINAM	696	1 753	748	TURKEY	55 240	87 375	38 654
ECUADOR	989	4 637	2 214	USSR	102 833	285 971	128 215
PERU	1 539	5 643	2 495	POLAND	86 180	69 212	30 881
BRASIL	842	4 571	1 970	CZECHOSLOVIA	22 867	81 396	36 123
CHILE	1 358	5 257	2 323	HUNGARY	24 906	72 283	31 870
BOLIVIA	841	3 120	1 367	ROMANIA	38 339	29 094	13 341
PARAGUAY	112	274	127	BULGARIA	11 457	50 786	22 468
URUGUAY	1 613	2 943	1 303	ALBANIA	694	2 151	951
ARGENTINA	3 622	13 182	5 732	CANARY IS	958	4 132	1 829
CYPRUS	63	278	129	MOROCCO	6 609	13 904	6 306
LEBANON	1 333	2 369	1 093	ALGERIA	38 758	82 012	36 180
SYRIA	429	1 471	651	TUNISIA	8 781	18 758	8 223
IRAQ	6 065	20 767	9 098	LIBYA	62 085	82 061	36 102
IRAN	4 852	14 221	6 287	EGYPT	46 198	108 417	48 240
ISRAEL	1 293	3 150	1 413	SUDAN	3 782	7 348	3 264
JORDAN	406	1 265	556	MAURITANIA	497	702	309
SAUDI ARABIA	4 618	11 570	5 465	PALI	640	1 125	507
KUWAIT	145	832	368	UPPER VOLTA	75	431	198
ARAB EMIRAT	122	615	279	NIGER	260	419	185
OMAN	27	100	41	SENEGAL	602	2 207	998
NORTH YEMEN	260	896	378	GUIN BISSAU	19	76	36
PAKISTAN	302	1 869	849	REP GUINEA	873	2 332	1 047
INDIA	554	1 772	793	SIERRA LEONE	680	1 114	500
BANGLADESH	52	168	76	LIBERIA	2 756	2 129	940
SRI LANKA	230	562	260	IVORY COAST	1 662	6 412	2 827
BURMA	66	174	70	GHANA	4 691	6 380	2 815
THAILAND	2 454	4 266	1 929	TOGO	174	491	222
LAOS	293	470	199	BENIN	635	1 075	494
VIETNAM	53	96	40	NIGERIA	72 711	154 447	68 785
KAMPUCHEA	107	88	37	CAMEROON	4 901	6 519	2 830
INDONESIA	2 205	6 645	2 858	CENT AFR REP	45	209	98
MALAYSIA	514	1 283	565	GABON	332	890	395
SINGAPORE	2 049	1 911	840	CONGO	419	1 311	580
PHILIPPINES	658	3 786	1 673	ZAIRE	3 262	7 669	3 393
P REP CHINA	148	487	220	RWANDA	26	191	85
SOUTH KOREA	1 202	3 858	1 714	BURUNDI	85	227	106
JAPAN	9 108	29 139	12 837	ANGOLA	299	1 718	761
TAIWAN	599	2 119	927	ETHIOPIA	292	1 165	504
HONG KONG	338	1 269	537	SOMALIA	650	871	358
AUSTRALIA	4 372	15 261	6 640	KENYA	2 095	4 170	1 857
PAPUA NEW G	51	227	96	UGANDA	433	1 991	825
NEW ZEALAND	945	3 476	1 572	TANZANIA	1 008	2 944	1 308
				SEYCHELLES	23	107	51
				MOZAMBIQUE	382	1 005	440
				MADAGASCAR	833	2 666	1 206
				REUNION	40	149	68
				MAURITIUS	81	274	116
				ZAMBIA	1 186	4 447	2 006
				ZIMBABWE	1 017	3 892	1 737
				REP S AFRICA	128 059	215 278	94 851
				SWAZILAND	424	1 294	583
				LESOTHO	60	208	94
				USA	324 746	642 638	282 727
				CANADA	62 438	88 519	39 185
728 OTH MACHY FOR SPCL INDUS							
IMPORTS	921 945	1 700 713	754 653				
FRANCE	108 750	184 739	81 929				
BELGIUM LUX	60 576	66 246	29 436				
NETHERLANDS	88 258	150 387	66 543				
ITALY	135 179	210 252	93 497				
UNITD KINGDOM	43 249	133 908	59 518				
IRISH REP	1 377	2 210	983				
DENMARK	30 122	49 246	21 795				
GREECE	2 060	1 001	438				

## 6 IMPORTS AND EXPORTS (SPECIAL TRADE) BY GROUPS OF THE SITC-REV. 11 AND BY COUNTRIES OF PRODUCTION AND CONSUMPTION 1981

GROUP COUNTRY	DT = 100 KG	1 000 DM	1 000 \$	GROUP COUNTRY	DT = 100 KG	1 000 DM	1 000 \$
MEXICO	69 476	135 351	60 322	CYPRUS	40	75	30
GUATEMALA	1 036	2 580	1 151	LEBANON	95	73	34
REP HONDURAS	297	857	382	ISRAEL	412	3 714	1 626
EL SALVADOR	134	474	205	INDIA	5 233	3 189	1 407
NICAPAGUA	53	339	154	SINGAPORE	1 416	4 548	2 074
COSTA RICA	268	1 548	697	P REP CHINA	3 113	2 105	922
PANAMA	218	1 233	550	SOUTH KOREA	1 652	1 389	600
CUBA	1 306	5 026	2 174	JAPAN	70 980	210 747	94 443
REP HAITI	62	207	92	TAIWAN	22 351	15 454	6 903
DOMINIC REP	384	1 583	690	HONG KONG	60	76	33
GUADELOUPE	241	536	241	AUSTRALIA	226	303	127
MARTINIQUE	119	226	98	NEW ZEALAND	17	97	45
JAMAICA	863	1 514	670	EXPORTS	2 430 425	6 585 945	2 912 263
BARBADOS	151	446	203	FRANCE	208 391	599 875	267 034
TRINIDAD TOB	2 956	2 351	1 048	BELGIUM LUX	79 028	170 149	75 463
NETH ANTILL	438	1 104	485	NETHERLANDS	93 703	176 748	78 021
COLOMBIA	5 860	19 293	8 478	ITALY	166 432	302 728	135 525
VENEZUELA	22 985	53 216	23 549	UNITD KINGDOM	123 014	364 700	162 165
GUYANA	292	462	208	IRISH REP	7 612	19 244	8 576
SURINAM	352	855	366	DENMARK	18 685	47 529	21 045
FRENCH GUIAN	692	1 046	465	GREECE	15 420	30 204	13 333
ECUADOR	3 445	10 201	4 615	ICELAND	367	826	359
PERU	7 481	19 074	8 364	NORWAY	15 782	43 201	19 134
BRAZIL	11 531	50 027	22 376	SWEDEN	93 574	239 023	105 258
CHILE	10 909	23 956	10 690	FINLAND	26 371	66 158	29 544
BOLIVIA	2 735	3 429	1 542	SWITZERLAND	126 811	339 729	150 546
PARAGUAY	641	1 737	802	AUSTRIA	169 843	589 819	257 749
URUGUAY	1 854	6 762	3 016	PORTUGAL	12 442	33 685	14 692
ARGENTINA	27 769	83 336	37 269	SPAIN	200 881	288 435	125 109
CYPRUS	930	1 921	850	ANDORRA	19	89	39
LEBANON	3 082	5 437	2 446	MALTA	617	1 779	790
SYRIA	31 364	42 241	18 732	YUGOSLAVIA	52 439	145 140	63 722
IRAQ	172 289	270 795	119 295	TURKEY	9 819	30 274	13 235
IRAN	16 633	40 465	17 739	USSR	159 579	608 357	268 225
ISRAEL	14 471	33 400	14 748	POLAND	31 493	130 947	57 858
JORDAN	15 446	25 209	11 242	CZECHOSLOVA	22 733	78 647	34 544
SAUDI ARABIA	114 725	180 208	79 133	HUNGARY	15 119	56 377	24 945
KUWAIT	19 450	29 699	13 052	ROMANIA	19 189	43 767	18 985
BAHRAIN	1 650	3 588	1 588	BULGARIA	20 136	62 151	27 457
QATAR	1 934	2 789	1 243	MOROCCO	1 536	4 643	2 015
ARAB EMIRAT	29 589	30 893	13 580	ALGERIA	13 373	45 335	20 131
OMAN	5 077	5 868	2 599	TUNISIA	1 161	3 790	1 657
NORTH YEMEN	977	2 189	944	LIBYA	6 328	11 824	5 289
SOUTH YEMEN	491	2 892	1 245	EGYPT	8 103	25 943	11 589
AFGHANISTAN	1 472	2 197	951	SUDAN	1 224	2 239	1 004
PAKISTAN	5 670	13 919	6 336	MALI	48	77	36
INDIA	28 651	67 593	30 241	UPPER VOLTA	46	168	77
BANGLADESH	628	2 061	922	NIGER	39	87	38
SRI LANKA	5 957	10 381	4 641	SENEGAL	48	364	164
NEPAL	261	1 190	555	REP GUINEA	53	109	45
BURMA	1 724	3 502	1 566	LIBERIA	225	522	227
THAILAND	12 086	25 889	11 396	IVORY COAST	345	715	319
VIETNAM	201	307	130	GHANA	365	1 447	657
INDONESIA	22 570	61 284	27 221	TOGO	120	445	194
MALAYSIA	11 300	29 680	13 130	NIGERIA	8 928	34 520	14 974
SINGAPORE	18 003	47 024	20 769	CAMEROON	304	712	325
PHILIPPINES	11 130	22 895	10 057	GABON	18	99	42
MONGOL P REP	180	551	266	CONGO	19	70	30
P REP CHINA	19 364	36 081	16 743	ZAIRE	168	682	301
NORTH KOREA	714	1 795	757	RWANDA	491	1 022	445
SOUTH KOREA	11 764	38 201	16 813	BURUNDI	120	532	230
JAPAN	35 877	122 773	54 063	ANGOLA	486	1 382	607
TAIWAN	11 113	38 865	17 279	ETHIOPIA	98	316	144
HONG KONG	9 232	18 128	8 073	KENYA	674	1 426	632
AUSTRALIA	44 693	100 394	44 451	UGANDA	508	729	328
PAPUA NEW G	487	1 098	483	TANZANIA	900	2 647	1 150
NEW ZEALAND	4 380	11 396	4 975	SEYCHELLES	13	82	36
NEW CALEDON	414	262	119	MOZAMBIQUE	156	449	203
FIJI	79	301	123	MADAGASCAR	53	129	59
FR POLYNESIA	91	141	60	MAURITIUS	64	224	100
				ZAMBIA	193	497	228
				ZIMBABWE	427	1 910	845
IMPORTS	843 006	1 725 316	766 297	REP S AFRICA	87 135	209 854	92 523
FRANCE	80 925	140 133	62 288	BOTSWANA	63	144	62
BELGIUM LUX	43 642	71 513	31 769	SWAZILAND	38	177	83
NETHERLANDS	43 330	48 115	21 375	USA	215 482	536 839	237 798
ITALY	99 364	196 629	87 060	CANADA	38 875	73 357	32 372
UNITD KINGDOM	46 844	117 396	52 318	MEXICO	44 874	133 765	60 308
IRISH REP	1 502	3 356	1 501	GUATEMALA	125	536	240
DENMARK	16 568	16 046	7 191	REP HONDURAS	58	208	87
GREECE	95	258	110	NICARAGUA	24	163	74
NORWAY	488	1 087	484	COSTA RICA	89	283	131
SWEDEN	21 532	54 417	24 250	PANAMA	64	453	204
FINLAND	907	2 001	882	CUBA	551	2 420	1 047
SWITZERLAND	117 646	453 256	200 449	REP HAITI	69	339	149
AUSTRIA	46 350	96 313	42 372	DOMINIC REP	248	645	298
PORTUGAL	1 293	1 123	489	JAMAICA	103	526	234
SPAIN	54 875	64 062	28 488	BARBADOS	255	516	221
MALTA	1 678	972	450	TRINIDAD TOB	605	1 536	669
YUGOSLAVIA	14 487	19 678	8 700	NETH ANTILL	109	267	112
TURKEY	896	510	247	COLOMBIA	2 059	5 602	2 476
USSR	10 639	7 060	3 136	VENEZUELA	3 970	13 984	6 344
POLAND	10 372	10 173	4 599	GUYANA	28	99	44
CZECHOSLOVA	39 078	24 712	11 069	SURINAM	86	171	76
HUNGARY	20 024	25 015	11 315	ECUADOR	1 160	3 537	1 589
ROMANIA	12 423	9 327	4 205	PERU	1 098	3 905	1 713
BULGARIA	13 422	6 982	3 048	BRAZIL	41 872	171 095	75 626
REP S AFRICA	37	123	54	CHILE	1 520	6 548	2 889
USA	36 296	107 481	47 680	BOLIVIA	135	707	317
CANADA	349	1 653	688	PARAGUAY	129	626	282
BRAZIL	2 014	3 871	1 713	URUGUAY	948	1 015	461
CHILE	286	66	30	ARGENTINA	16 633	56 006	24 912

## 736 MACHINE TOOLS FOR METAL



## 6 IMPORTS AND EXPORTS (SPECIAL TRADE) BY GROUPS OF THE SITC-REV. II AND BY COUNTRIES OF PRODUCTION AND CONSUMPTION 1981

GROUP COUNTRY	DT = 100 KG	1 000 DM	1 000 \$	GROUP COUNTRY	DT = 100 KG	1 000 DM	1 000 \$
CYPRUS	68	163	67	ALGERIA	22 239	15 940	7 077
LEBANON	1 321	1 872	829	TUNISIA	330	824	370
SYRIA	2 558	4 809	2 129	LIBYA	699	1 683	740
IRAQ	11 577	36 211	16 052	EGYPT	3 186	6 712	2 987
IRAN	7 201	24 905	10 882	SUDAN	299	772	342
ISRAEL	7 897	17 496	7 687	LIBERIA	34	141	60
JORDAN	2 856	5 959	2 581	IVORY COAST	31	110	54
SAUDI ARABIA	13 884	37 044	16 561	GHANA	579	442	198
KUWAIT	1 437	3 187	1 410	NIGERIA	5 368	12 719	5 508
BAHRAIN	228	585	260	CAMEROON	18	144	69
QATAR	279	450	194	CENT AFR REP	56	101	41
ARAB EMIRAT	1 321	2 757	1 220	ZAIRE	29	181	86
OMAN	311	473	205	ANGOLA	84	511	238
NORTH YEMEN	847	5 196	2 268	KENYA	230	273	120
SOUTH YEMEN	35	79	35	TANZANIA	31	193	85
AFGHANISTAN	565	468	202	ZAMBIA	162	305	135
PAKISTAN	4 645	12 816	5 709	ZIMBABWE	7 957	2 566	1 134
INDIA	35 659	120 831	53 230	REP S AFRICA	28 714	41 505	18 285
BANGLADESH	145	726	315	USA	18 675	39 481	17 519
SRI LANKA	1 178	2 205	915	CANADA	7 863	7 527	3 337
NEPAL	118	848	373	MEXICO	13 990	27 633	12 216
BURMA	672	4 474	1 993	GUATEMALA	36	72	31
THAILAND	5 834	9 414	4 184	NICARAGUA	10	81	34
INDONESIA	13 757	38 252	16 597	CUBA	56	316	140
MALAYSIA	2 299	8 093	3 648	REP HAITI	123	101	46
SINGAPORE	12 764	37 136	16 761	TRINIDAD TOB	72	454	194
PHILIPPINES	1 351	3 562	1 602	NETH ANTILL	14	131	61
MONGOL P REP	7	101	41	COLOMBIA	891	3 059	1 330
P REP CHINA	13 467	35 199	15 543	VENEZUELA	4 573	13 731	6 051
NORTH KOREA	1 669	6 739	3 054	ECUADOR	359	423	194
SOUTH KOREA	7 135	26 932	12 353	PERU	287	836	368
JAPAN	48 268	189 854	84 664	BRAZIL	5 271	10 124	4 496
TAIWAN	15 353	45 206	20 604	CHILE	1 145	2 206	992
HONG KONG	1 003	4 615	2 033	BOLIVIA	39	190	86
AUSTRALIA	16 528	50 008	22 006	PARAGUAY	21	81	36
PAPUA NEW G	63	187	82	URUGUAY	276	347	158
NEW ZEALAND	1 358	6 401	2 855	ARGENTINA	3 679	8 840	3 923
FIJI	41	80	37	LEBANON	268	270	120
737 METALWORKING MACHNRY NES				SYRIA	325	1 184	520
IMPORTS	416 440	415 876	183 624	IRAQ	800	4 000	1 772
FRANCE	68 456	70 998	31 582	IRAN	3 019	5 829	2 532
BELGIUM LUX	97 628	52 133	23 230	ISRAEL	792	2 714	1 216
NETHERLANDS	27 632	29 365	13 034	JORDAN	293	561	255
ITALY	50 719	59 169	26 093	SAUDI ARABIA	4 885	8 228	3 611
UNITD KINGDOM	26 330	20 188	8 960	KUWAIT	351	1 007	466
IRISH REP	473	831	363	BAHRAIN	39	145	62
DENMARK	5 354	10 440	4 588	QATAR	608	457	187
NORWAY	639	1 180	517	ARAB EMIRAT	650	2 532	1 121
SWEDEN	17 273	15 559	6 853	OMAN	525	889	392
FINLAND	3 414	3 656	1 630	PAKISTAN	158	1 158	542
SWITZERLAND	22 893	67 140	29 221	INDIA	7 998	14 924	6 558
AUSTRIA	31 484	25 010	11 050	BURMA	47	221	94
SPAIN	17 374	6 037	2 691	THAILAND	795	1 273	557
MALTA	49	89	42	INDONESIA	4 448	5 170	2 268
YUGOSLAVIA	8 882	4 066	1 826	MALAYSIA	367	4 889	2 173
TURKEY	214	104	47	SINGAPORE	815	4 684	2 042
USSR	1 699	359	153	PHILIPPINES	231	251	113
POLAND	5 310	1 898	827	P REP CHINA	7 043	6 894	3 060
CZECHOSLOVA	436	174	72	SOUTH KOREA	1 666	2 438	1 081
HUNGARY	5 463	3 209	1 426	JAPAN	4 003	14 903	6 719
BULGARIA	155	704	328	TAIWAN	54 449	59 486	27 833
REP S AFRICA	36	156	71	HONG KONG	448	1 246	547
USA	12 346	31 286	13 734	AUSTRALIA	4 647	16 555	7 303
CANADA	423	1 350	600	NEW ZEALAND	240	1 520	674
VENEZUELA	7	117	55	741 HEATING, COOLING EQUIPMNT			
BRAZIL	5 136	465	217	IMPORTS	792 379	1 279 685	567 167
ISRAEL	63	76	30	FRANCE	142 665	189 098	83 563
MALAYSIA	60	1 024	436	BELGIUM LUX	40 844	45 534	20 314
JAPAN	5 177	7 577	3 300	NETHERLANDS	68 369	104 241	46 769
TAIWAN	125	113	51	ITALY	170 319	194 934	87 138
HONG KONG	885	1 167	494	UNITD KINGDOM	39 234	75 501	33 452
EXPORTS	1 339 067	1 260 261	558 572	IRISH REP	4 771	11 072	4 878
FRANCE	197 050	107 655	47 565	DENMARK	33 093	64 485	28 713
BELGIUM LUX	524 669	212 616	93 281	GREECE	371	490	217
NETHERLANDS	56 845	52 958	23 628	NORWAY	6 770	10 740	4 719
ITALY	47 438	70 217	31 513	SWEDEN	52 230	96 919	42 915
UNITD KINGDOM	44 440	72 115	31 935	FINLAND	10 219	13 334	5 943
IRISH REP	1 759	3 602	1 620	SWITZERLAND	43 519	141 082	62 491
DENMARK	5 772	14 344	6 355	AUSTRIA	49 528	65 736	29 029
GREECE	4 159	7 805	3 460	PORTUGAL	219	193	86
ICELAND	96	196	90	SPAIN	24 244	20 821	9 248
NORWAY	16 533	11 539	5 108	MALTA	435	220	89
SWEDEN	45 579	53 139	23 333	YUGOSLAVIA	7 309	3 564	1 574
FINLAND	12 639	19 846	8 835	TURKEY	1 939	812	343
SWITZERLAND	36 238	58 965	25 983	POLAND	4 738	1 919	854
AUSTRIA	29 536	42 660	18 937	CZECHOSLOVA	3 056	1 510	672
PORTUGAL	2 110	4 440	1 956	HUNGARY	3 711	1 565	697
SPAIN	22 935	44 181	19 211	ROMANIA	137	202	91
ANDORRA	51	74	33	USA	61 824	191 816	84 517
MALTA	114	418	180	CANADA	353	1 048	453
YUGOSLAVIA	20 889	34 686	15 339	BRAZIL	102	122	54
TURKEY	5 569	5 674	2 565	ARGENTINA	111	319	151
USSR	15 887	29 460	13 208	ISRAEL	1 934	3 333	1 436
POLAND	4 923	15 733	7 070	SAUDI ARABIA	2	303	135
CZECHOSLOVA	1 242	9 115	4 088	INDIA	103	116	51
HUNGARY	4 169	12 603	5 556	MALAYSIA	378	440	187
ROMANIA	9 636	5 237	2 293	SINGAPORE	28	101	47
BULGARIA	1 043	5 470	2 359	JAPAN	19 158	36 214	15 999
MOROCCO	155	360	156	HONG KONG	173	301	140
				AUSTRALIA	321	952	418
				NEW ZEALAND	28	113	53

## 6 IMPORTS AND EXPORTS (SPECIAL TRADE) BY GROUPS OF THE SITC-REV. 11 AND BY COUNTRIES OF PRODUCTION AND CONSUMPTION 1981

GROUP COUNTRY	DT = 100 KG	1 000 DM	1 000 \$	GROUP COUNTRY	DT = 100 KG	1 000 DM	1 000 \$
EXPORTS	1 788 278	3 344 962	1 481 348	IRAN	13 046	31 371	13 954
FRANCE	189 831	289 734	128 462	ISRAEL	6 266	18 665	8 299
BELGIUM LUX	112 411	171 485	76 081	JORDAN	5 929	9 312	4 171
NETHERLANDS	130 546	197 878	87 895	SAUDI ARABIA	52 558	86 872	38 336
ITALY	84 486	153 913	68 266	KUWAIT	3 952	13 812	6 248
UNTD KINGDOM	80 695	147 536	65 695	BAHRAIN	813	631	276
IRISH REP	7 719	13 788	6 102	QATAR	1 378	2 514	1 117
DENMARK	26 513	50 337	22 280	ARAB EMIRAT	5 831	11 650	5 158
GREECE	28 947	46 602	20 578	OMAN	286	597	257
ICELAND	653	1 251	559	NORTH YEMEN	1 157	2 987	1 312
NORWAY	21 280	43 637	19 191	SOUTH YEMEN	98	362	151
SWEDEN	51 291	93 532	41 014	AFGHANISTAN	86	362	156
FINLAND	19 990	47 199	20 782	PAKISTAN	1 093	5 087	2 253
SWITZERLAND	101 535	186 708	82 755	INDIA	10 263	33 373	15 178
AUSTRIA	133 721	204 862	90 642	BANGLADESH	1 727	3 102	1 368
PORTUGAL	20 819	36 727	16 103	SRI LANKA	687	1 095	490
SPAIN	24 367	46 907	20 604	NEPAL	59	448	190
MALTA	351	585	261	BURMA	562	2 813	1 259
YUGOSLAVIA	30 011	75 171	33 280	THAILAND	6 879	8 952	3 951
TURKEY	11 090	25 963	11 428	VIETNAM	85	350	157
USSR	20 603	91 692	41 004	INDONESIA	13 154	30 017	13 148
POLAND	9 748	25 890	11 460	MALAYSIA	7 364	18 020	7 824
CZECHOSLOVA	16 409	46 692	20 752	BRUNEI	18	77	35
HUNGARY	16 357	35 094	15 373	SINGAPORE	15 606	20 350	9 075
ROMANIA	3 558	12 869	5 712	PHILIPPINES	3 886	8 223	3 580
BULGARIA	9 851	25 907	11 491	MONGOL P REP	14	81	35
CANARY IS	218	537	232	P REP CHINA	14 659	30 399	13 559
MOROCCO	3 219	5 198	2 287	NORTH KOREA	102	1 171	543
ALGERIA	14 611	37 568	16 464	SOUTH KOREA	9 006	26 247	11 627
TUNISIA	19 546	20 725	9 135	JAPAN	15 824	43 481	19 215
LIBYA	23 061	45 887	20 275	TAIWAN	12 466	31 948	14 274
EGYPT	29 747	51 529	22 654	HONG KONG	1 679	4 080	1 813
SUDAN	3 113	3 818	1 654	AUSTRALIA	16 143	25 380	11 143
MAURITANIA	250	208	85	NEW ZEALAND	3 464	8 082	3 477
MALI	132	399	166	NEW CALEDON	87	164	70
UPPER VOLTA	29	98	42				
NIGER	95	154	65	742 PUMPS FOR LIQUIDS ETC			
CAPE VERDE	69	132	57	IMPORTS	387 045	781 444	346 298
SENEGAL	102	241	107	FRANCE	53 370	182 885	81 174
GAMBIA	87	80	34	BELGIUM LUX	13 784	13 723	6 098
GUIN BISSAU	70	347	156	NETHERLANDS	32 201	48 425	21 466
REP GUINEA	40	86	38	ITALY	30 838	49 955	22 163
LIBERIA	428	1 039	462	UNTD KINGDOM	22 922	65 238	28 963
IVORY COAST	676	1 392	623	IRISH REP	14 996	23 194	10 238
GHANA	459	1 237	547	DENMARK	73 761	66 678	29 627
TOGO	1 351	1 845	849	GREECE	114	452	194
BENIN	88	173	79	NORWAY	1 329	4 644	2 048
NIGERIA	42 853	82 109	35 963	SWEDEN	11 925	33 295	14 713
CAMEROON	568	1 704	761	FINLAND	1 807	4 210	1 876
CENT AFR REP	161	390	185	SWITZERLAND	22 523	65 248	28 904
GABON	136	369	165	AUSTRIA	37 788	51 423	22 664
CONGO	550	876	391	PORTUGAL	8	218	97
ZAIRE	1 098	2 513	1 098	SPAIN	3 996	4 213	1 867
RWANDA	18	88	40	YUGOSLAVIA	4 180	4 264	1 900
BURUNDI	45	119	52	TURKEY	36	510	221
ANGOLA	1 402	3 689	1 683	USSR	679	907	404
ETHIOPIA	290	1 101	510	POLAND	216	176	79
JIBUTI	78	128	56	CZECHOSLOVA	4 593	5 896	2 611
SOMALIA	15	76	33	HUNGARY	2 255	1 817	821
KENYA	4 478	9 704	4 401	TUNISIA	11	334	144
UGANDA	114	152	65	EGYPT	22	211	92
TANZANIA	629	1 434	638	KENYA	102	102	45
SEYCHELLES	135	324	144	REP S AFRICA	35	266	118
MOZAMBIQUE	35	104	48	USA	37 672	106 056	46 762
MADAGASCAR	2 593	5 289	2 333	CANADA	153	903	390
MAURITIUS	49	146	65	PERU	60	129	56
ZAMBIA	2 956	6 700	2 866	BRAZIL	2 567	7 064	3 143
ZIMBABWE	1 615	2 614	1 160	ARGENTINA	20	104	45
MALAWI	848	1 875	815	SYRIA	1	79	35
REP S AFRICA	51 078	98 062	43 780	IRAQ	3	128	55
USA	73 647	148 078	65 349	ISRAEL	27	126	56
CANADA	9 953	14 797	6 623	JORDAN	1	126	55
MEXICO	18 934	52 126	23 065	SAUDI ARABIA	156	2 633	1 199
GUATEMALA	257	563	252	KUWAIT	3	218	97
REP HONDURAS	95	135	65	NORTH YEMEN		91	40
NICARAGUA	183	593	263	INDIA	2 977	8 408	3 732
COSTA RICA	24	221	95	MALAYSIA	1	216	96
PANAMA	306	881	371	JAPAN	8 785	25 403	11 366
CUBA	474	1 983	899	TAIWAN	217	303	128
WEST INDIES	46	130	57	HONG KONG	627	357	156
REP HAITI	23	83	36	NEW ZEALAND	41	84	36
DOMINIC REP	763	1 567	715	EXPORTS	876 366	2 667 626	1 183 312
GUADELOUPE	38	73	35	FRANCE	91 420	335 152	149 215
JAMAICA	5	139	60	BELGIUM LUX	33 472	95 221	42 152
BARBADOS	26	124	57	NETHERLANDS	55 584	159 311	70 549
TRINIDAD TOB	399	486	208	ITALY	72 344	261 205	116 069
NETH ANTILL	93	324	144	UNTD KINGDOM	30 890	111 598	49 543
COLOMBIA	3 975	9 226	4 240	IRISH REP	21 363	21 117	9 371
VENEZUELA	24 249	19 521	8 632	DENMARK	19 074	41 759	18 541
GUYANA	7	66	32	GREECE	6 008	17 074	7 567
SURINAM	505	819	365	ICELAND	238	888	390
ECUADOR	2 886	5 148	2 276	NORWAY	12 025	39 154	17 333
PERU	5 833	14 465	6 451	SWEDEN	44 138	179 130	79 743
BRAZIL	8 541	31 366	14 008	FINLAND	7 433	31 247	13 869
CHILE	4 699	12 002	5 332	SWITZERLAND	35 085	89 839	39 904
BOLIVIA	2 447	5 048	2 233	AUSTRIA	36 250	111 423	49 410
PARAGUAY	4 212	1 849	826	PORTUGAL	3 411	14 257	6 289
URUGUAY	836	1 201	543	SPAIN	10 965	43 234	19 163
ARGENTINA	6 509	18 211	8 043	ANDORRA		70	31
CYPRUS	689	1 543	701	MALTA	74	373	170
LEBANON	1 444	3 828	1 682				
SYRIA	3 423	8 268	3 621				
IRAQ	24 451	43 354	19 146				



## 6 IMPORTS AND EXPORTS (SPECIAL TRADE) BY GROUPS OF THE SITC-REV. II AND BY COUNTRIES OF PRODUCTION AND CONSUMPTION 1981

GROUP COUNTRY	DT = 100 KG	1 000 DM	1 000 \$	GROUP COUNTRY	DT = 100 KG	1 000 DM	1 000 \$
IVORY COAST	300	699	312	ICELAND	101	77	31
GHANA	729	2 046	962	NORWAY	13 773	14 344	6 358
TOGO	431	1 677	760	SWEDEN	68 135	89 647	39 712
BENIN	46	241	105	FINLAND	25 828	23 619	10 129
NIGERIA	28 962	41 639	18 351	SWITZERLAND	40 111	73 207	32 359
CAMEROON	404	1 280	574	AUSTRIA	150 840	102 651	45 401
CENT AFR REP	30	92	40	PORTUGAL	2 405	726	318
GABON	52	196	88	SPAIN	12 361	8 259	3 674
CONGO	40	200	90	YUGOSLAVIA	42 546	13 812	6 135
ZAIRE	502	1 709	762	TURKEY	2 013	643	287
ANGOLA	499	1 228	533	USSR	3 618	2 619	1 150
ETHIOPIA	836	1 596	699	POLAND	1 795	2 127	951
SOMALIA	66	231	109	CZECHOSLOVA	2 100	1 130	503
KENYA	949	4 350	1 956	HUNGARY	23 354	5 845	2 567
UGANDA	236	268	118	ROMANIA	6 435	1 037	460
TANZANIA	394	1 216	549	BULGARIA	8 014	3 179	1 433
MOZAMBIQUE	60	270	118	NIGERIA	814	149	63
MADAGASCAR	186	534	244	USA	76 170	90 180	39 797
REUNION	185	218	95	CANADA	891	2 184	967
MAURITIUS	139	240	100	BRAZIL	3 375	1 716	766
ZAMBIA	2 637	6 864	2 988	URUGUAY	1 582	569	253
ZIMBABWE	648	2 533	1 052	ISRAEL	200	78	35
REP S AFRICA	29 339	79 553	35 411	INDIA	2 157	829	372
LESOTHO	163	669	324	P REP CHINA	1 936	617	276
USA	74 476	225 272	99 820	JAPAN	95 847	61 689	27 251
CANADA	13 494	20 778	9 198	TAIWAN	27 637	9 811	4 396
MEXICO	13 334	49 653	22 113	HONG KONG	234	180	79
GUATEMALA	312	984	438				
REP HONDURAS	61	163	77	EXPORTS	3 322 441	4 147 377	1 836 993
EL SALVADOR	44	163	73	FRANCE	366 117	445 259	197 748
NICARAGUA	72	375	166	BELGIUM LUX	223 212	242 401	107 506
COSTA RICA	172	500	219	NETHERLANDS	262 784	288 771	128 476
PANAMA	48	279	123	ITALY	182 043	210 671	93 828
CUBA	1 348	3 827	1 721	UNITED KINGDOM	175 872	232 739	102 783
REP HAITI	73	119	54	IRISH REP	27 472	31 859	13 671
DOMINIC REP	54	225	98	DENMARK	37 955	49 459	21 771
GUADELOUPE	48	107	45	GREECE	29 130	38 513	16 975
TRINIDAD TOB	199	603	256	ICELAND	4 019	3 557	1 571
NETH ANTILL	184	822	369	NORWAY	55 981	66 381	29 343
COLOMBIA	1 705	6 115	2 764	SWEDEN	87 415	114 216	50 548
VENEZUELA	5 087	18 025	7 991	FINLAND	23 574	37 617	16 616
GUYANA	50	189	84	SWITZERLAND	197 297	224 230	99 304
GURINAM	72	140	62	AUSTRIA	210 718	258 970	114 569
FRENCH GUIAN	10	80	34	PORTUGAL	14 275	22 618	9 995
ECUADOR	684	2 583	1 155	SPAIN	54 239	66 634	29 375
PERU	1 911	5 472	2 410	MALTA	194	545	247
BRAZIL	14 818	59 849	26 777	YUGOSLAVIA	43 334	72 581	32 548
CHILE	2 366	6 660	2 961	TURKEY	21 436	34 863	15 572
BOLIVIA	483	1 581	720	USSR	72 493	112 687	50 176
PARAGUAY	225	845	368	POLAND	25 186	44 635	19 396
URUGUAY	220	683	304	CZECHOSLOVA	20 906	43 123	19 111
ARGENTINA	4 590	14 757	6 548	HUNGARY	14 296	27 130	11 911
CYPRUS	924	1 950	840	ROMANIA	4 023	5 639	2 574
LEBANON	1 933	2 446	1 118	BULGARIA	4 700	8 431	3 724
SYRIA	7 109	7 833	3 641	CANARY IS	39	127	55
IRAQ	51 233	66 918	29 564	MOROCCO	15 639	22 837	10 142
IRAN	17 419	26 091	11 595	ALGERIA	28 605	44 688	19 590
ISRAEL	5 093	14 554	6 447	TUNISIA	7 863	10 340	4 566
JORDAN	5 140	9 084	4 084	LIBYA	37 062	38 293	17 043
SAUDI ARABIA	31 253	51 933	22 989	EGYPT	39 676	49 832	22 253
KUWAIT	8 711	14 166	6 373	SUDAN	734	1 788	781
BAHRAIN	107	355	157	MAURITANIA	22	118	50
QATAR	381	2 252	997	MALI	162	316	132
ARAB EMIRAT	6 271	13 015	5 845	NIGER	238	338	150
OMAN	376	1 577	699	SENEGAL	166	260	115
NORTH YEMEN	1 474	3 079	1 312	REP GUINEA	1 905	2 357	1 006
SOUTH YEMEN	53	100	44	SIERRA LEONE	212	170	73
AFGHANISTAN	157	941	415	LIBERIA	2 060	2 507	1 102
PAKISTAN	1 293	6 469	2 850	IVORY COAST	294	521	228
INDIA	6 389	27 950	12 498	GHANA	2 784	3 614	1 530
BANGLADESH	198	1 078	484	TOGO	873	1 338	599
MALDIVES	16	89	39	BENIN	177	259	113
SRI LANKA	451	1 143	512	NIGERIA	57 019	62 694	27 680
NEPAL	18	105	50	CAMEROON	1 722	2 062	902
BURMA	66	418	190	GABON	498	1 057	480
THAILAND	4 103	9 088	4 027	CONGO	890	527	241
VIETNAM	16	129	56	ZAIRE	7 262	6 894	3 020
INDONESIA	6 169	22 499	10 283	RWANDA	303	409	171
MALAYSIA	2 651	9 752	4 350	BURUNDI	509	618	273
BRUNEI	279	1 192	506	ANGOLA	380	743	321
SINGAPORE	4 941	18 412	8 096	ETHIOPIA	159	401	183
PHILIPPINES	1 687	4 946	2 229	SOMALIA	405	733	312
P REP CHINA	9 713	28 436	13 336	KENYA	1 913	5 606	2 583
NORTH KOREA	129	544	234	UGANDA	156	402	171
SOUTH KOREA	3 194	11 656	5 226	TANZANIA	1 626	1 829	790
JAPAN	5 716	31 152	13 777	MADAGASCAR	162	224	102
TAIWAN	4 073	16 139	7 486	REUNION	230	330	149
HONG KONG	4 434	7 432	3 439	MAURITIUS	167	265	118
AUSTRALIA	10 386	30 080	13 360	ZAMBIA	1 625	1 436	630
PAPUA NEW G	294	746	316	ZIMBABWE	299	884	389
NEW ZEALAND	2 010	6 306	2 854	MALAWI	61	106	45
				REP S AFRICA	48 181	66 923	29 465
				USA	188 220	178 446	78 483
				CANADA	26 642	25 964	11 663
				MEXICO	50 180	69 597	30 870
				GUATEMALA	265	586	260
				REP HONDURAS	2 825	4 503	1 944
				EL SALVADOR	32	137	60
				COSTA RICA	117	264	123
				PANAMA	8 495	11 415	5 126
				CUBA	59	426	184
				REP HAITI	179	192	85
				BAHAMAS	440	261	106
44 MECHANICAL HANDLING EQU							
IMPORTS	1 370 791	1 049 152	464 991				
FRANCE	339 911	193 097	85 671				
BELGIUM LUX	91 398	59 247	26 351				
NETHERLANDS	139 666	121 249	53 938				
ITALY	95 141	71 313	31 717				
UNITED KINGDOM	50 300	55 974	25 067				
IRISH REP	4 289	7 330	3 216				
DENMARK	34 738	29 791	13 207				
GREECE	547	71	30				

## 6 IMPORTS AND EXPORTS (SPECIAL TRADE) BY GROUPS OF THE SITC-REV. II AND BY COUNTRIES OF PRODUCTION AND CONSUMPTION 1981

GROUP COUNTRY	DT = 100 KG	1 000 DM	1 000 \$	GROUP COUNTRY	DT = 100 KG	1 000 DM	1 000 \$
DOMINIC REP	220	452	202	ICELAND	714	1 784	779
MARTINIQUE	358	634	301	NORWAY	26 949	63 442	28 537
JAMAICA	150	224	101	SWEDEN	26 139	86 690	38 502
BARBADOS	68	124	56	FINLAND	43 016	86 098	38 520
TRINIDAD TOB	1 095	1 664	757	SWITZERLAND	69 681	202 940	90 217
NETH ANTILL	240	396	179	AUSTRIA	68 930	176 159	77 936
COLOMBIA	3 510	6 083	2 642	PORTUGAL	8 329	26 069	11 628
VENEZUELA	15 343	25 106	11 159	SPAIN	24 241	81 020	36 052
GUYANA	27	84	38	ANDORRA	71	105	49
SURINAM	1 520	1 176	527	MALTA	456	1 242	546
ECUADOR	10 716	18 265	8 182	YUGOSLAVIA	9 692	65 977	29 521
PERU	8 898	10 461	4 607	TURKEY	9 801	37 025	16 771
BRAZIL	25 144	35 446	15 422	USSR	22 076	100 254	45 154
CHILE	14 736	19 384	8 799	POLAND	3 626	19 461	8 673
BOLIVIA	525	1 378	598	CZECHOSLOVA	5 968	33 221	14 598
PARAGUAY	1 286	2 983	1 337	HUNGARY	8 812	43 436	19 225
URUGUAY	638	1 068	473	ROMANIA	1 638	6 336	2 759
ARGENTINA	11 827	24 567	11 030	BULGARIA	6 681	25 974	11 306
CYPRUS	2 148	2 199	964	CANARY IS	661	2 072	919
LEBANON	7 715	7 314	3 245	MOROCCO	3 537	9 772	4 430
SYRIA	14 127	20 282	8 874	ALGERIA	9 229	31 968	14 237
IRAQ	131 316	160 094	70 317	TUNISIA	2 404	8 051	3 629
IRAN	4 520	10 716	4 807	LIBYA	16 223	22 593	9 921
ISRAEL	17 366	20 921	9 395	EGYPT	22 787	52 138	22 968
JORDAN	19 983	29 326	12 954	SUDAN	168	908	400
SAUDI ARABIA	120 211	154 782	68 366	UPPER VOLTA	155	754	326
KUWAIT	11 266	13 602	5 980	NIGER	26	254	113
BAHRAIN	280	534	235	SENEGAL	602	624	279
QATAR	1 168	1 531	670	GAMBIA	72	156	75
ARAB EMIRAT	13 073	15 863	6 936	REP GUINEA	40	414	183
OMAN	3 927	4 201	1 869	SIERRA LEONE	82	529	232
NORTH YEMEN	1 857	2 960	1 280	LIBERIA	218	1 188	517
SOUTH YEMEN	872	327	140	IVORY COAST	2 088	9 805	4 327
AFGHANISTAN	63	162	68	GHANA	1 844	9 579	4 284
PAKISTAN	2 615	3 075	1 406	Togo	749	2 747	1 235
INDIA	20 550	33 391	14 973	BENIN	109	558	239
BANGLADESH	1 000	1 693	774	NIGERIA	31 584	89 487	40 059
MALDIVES	441	922	400	CAMEROON	744	4 497	1 967
SRI LANKA	1 716	2 555	1 104	CENT AFR REP	11	164	72
BURMA	586	1 344	603	S TOME PRINC	62	109	45
THAILAND	6 683	7 593	3 412	GAEON	405	2 678	1 184
VIETNAM	588	823	387	CONGO	121	693	301
INDONESIA	8 944	12 110	5 320	ZAIRE	429	1 568	700
MALAYSIA	3 780	5 938	2 590	RWANDA	58	163	70
SINGAPORE	20 647	24 525	10 931	ANGOLA	293	1 124	507
PHILIPPINES	2 893	4 176	1 821	ETHIOPIA	464	2 110	938
P REP CHINA	13 291	19 274	8 770	SOMALIA	33	192	87
SOUTH KOREA	6 531	9 252	4 121	KENYA	5 561	23 634	10 648
JAPAN	27 074	32 896	14 672	UGANDA	2	89	37
TAIWAN	6 761	13 687	6 116	TANZANIA	559	2 076	917
HONG KONG	16 639	18 924	8 170	SEYHELLES	35	117	56
AUSTRALIA	33 149	46 272	20 719	MOZAMBIQUE	18	166	73
NEW ZEALAND	3 276	4 439	1 951	MADAGASCAR	364	1 017	469
NEW CALEDON	79	177	77	REUNION	103	490	212
FIJI	68	91	40	MAURITIUS	56	328	139
FR POLYNESIA	342	232	106	ZAMBIA	1 607	6 868	3 026
				ZIMBABWE	1 003	3 812	1 726
				MALAWI	18	105	44
				REP S AFRICA	21 604	70 877	31 005
				USA	82 403	278 714	123 533
				CANADA	16 831	46 839	20 594
				MEXICO	7 936	34 637	15 190
				GUATEMALA	643	2 735	1 209
				REP HONDURAS	201	390	171
				EL SALVADOR	217	557	246
				NICARAGUA	1 930	4 031	1 071
				COSTA RICA	187	1 062	484
				PANAMA	207	1 171	509
				CUBA	583	3 890	1 717
				DOMINIC REP	169	1 091	469
				GUADELOUPE	97	453	209
				MARTINIQUE	113	302	135
				JAMAICA	190	933	408
				TRINIDAD TOB	367	2 736	1 215
				NETH ANTILL	115	410	183
				COLOMBIA	4 320	15 076	6 805
				VENEZUELA	6 533	39 245	17 307
				SURINAM	237	719	328
				FRENCH GUIAN	32	134	61
				ECUADOR	1 516	7 094	3 159
				PERU	5 633	22 862	10 365
				BRAZIL	7 080	20 740	9 204
				CHILE	3 487	10 788	4 794
				BOLIVIA	1 190	4 902	2 137
				PARAGUAY	914	4 832	2 130
				URUGUAY	544	2 341	1 044
				ARGENTINA	7 822	41 389	18 461
				CYPRUS	345	1 435	634
				LEBANON	1 702	6 049	2 711
				SYRIA	3 898	8 658	3 809
				IRAQ	27 939	64 389	28 814
				IRAN	5 322	21 885	9 675
				ISRAEL	4 326	14 016	6 222
				JORDAN	3 977	5 829	2 584
				SAUDI ARABIA	19 028	39 314	17 334
				KUWAIT	6 274	12 566	5 543
				BAHRAIN	195	616	271
				QATAR	593	2 079	916
				ARAB EMIRAT	5 393	13 241	5 829
				OMAN	293	1 318	584
				NORTH YEMEN	2 993	6 992	3 085
				SOUTH YEMEN	195	1 389	566
				AFGHANISTAN	108	287	124
				PAKISTAN	1 344	4 801	2 106

## 745 NONELEC MACHY, TOOLS NES

IMPORTS	365 057	944 032	419 194
FRANCE	45 059	70 209	31 313
BELGIUM LUX	18 480	28 917	12 925
NETHERLANDS	36 385	74 810	33 241
ITALY	43 290	130 455	58 212
UNTD KINGDOM	14 630	74 342	32 912
IRISH REP	13 673	12 188	5 406
DENMARK	20 773	32 741	14 637
GREECE	2 467	567	251
NORWAY	4 602	12 219	5 401
SWEDEN	22 707	68 164	30 487
FINLAND	4 019	4 975	2 177
SWITZERLAND	43 342	172 358	76 110
AUSTRIA	35 923	47 219	20 886
PORTUGAL	168	119	52
SPAIN	2 411	4 053	1 783
MALTA	20	241	109
YUGOSLAVIA	2 237	2 308	998
POLAND	2 584	2 074	910
CZECHOSLOVA	3 220	1 572	699
HUNGARY	4 087	1 635	735
REP S AFRICA	1 361	358	157
USA	28 862	154 035	68 403
CANADA	1 777	7 338	3 249
BRAZIL	578	1 524	670
ARGENTINA	19	79	38
ISRAEL	294	614	262
INDIA	49	270	125
SOUTH KOREA	88	232	99
JAPAN	8 377	32 774	14 453
TAIWAN	1 521	2 372	1 035
HONG KONG	1 279	1 734	788
AUSTRALIA	359	1 070	470
EXPORTS	1 180 719	3 930 722	1 746 698
FRANCE	123 658	446 958	198 814
BELGIUM LUX	61 221	169 599	75 504
NETHERLANDS	77 022	245 361	109 154
ITALY	47 385	172 953	76 952
UNTD KINGDOM	65 058	271 470	120 306
IRISH REP	8 507	21 032	9 406
DENMARK	17 464	62 966	28 085
GREECE	13 798	44 452	19 667

## 6 IMPORTS AND EXPORTS (SPECIAL TRADE) BY GROUPS OF THE SITC-REV. II AND BY COUNTRIES OF PRODUCTION AND CONSUMPTION 1981

GROUP COUNTRY	DT = 100 K6	1 000 DM	1 000 \$	GROUP COUNTRY	DT = 100 K6	1 000 DM	1 000 \$
INDIA	1 410	7 444	3 305	SWEDEN	273 344	405 071	180 512
BANGLADESH	732	1 121	518	FINLAND	62 077	129 464	57 497
SRI LANKA	814	3 647	1 639	SWITZERLAND	205 431	448 724	199 146
NEPAL	7	76	30	AUSTRIA	232 073	464 997	205 952
BURMA	117	822	375	PORTUGAL	17 614	47 064	20 835
THAILAND	4 677	20 973	9 618	SPAIN	94 132	178 845	79 590
INDONESIA	8 763	32 858	14 343	MALTA	635	1 744	759
MALAYSIA	3 969	19 209	8 503	YUGOSLAVIA	58 477	144 991	64 201
BRUNEI	94	432	180	TURKEY	22 280	56 706	24 999
SINGAPORE	6 964	31 995	14 285	USSR	89 454	116 300	51 444
PHILIPPINES	1 798	9 709	4 269	POLAND	21 386	42 796	19 339
MONGOL P REP	2	80	38	CZECHOSLOVA	18 323	59 369	26 198
P REP CHINA	2 885	11 046	4 781	HUNGARY	36 499	96 785	42 686
NORTH KOREA	22	238	108	ROMANIA	17 123	50 062	22 339
SOUTH KOREA	4 935	19 652	8 848	BULGARIA	14 890	33 496	14 884
JAPAN	8 979	61 825	27 410	ALBANIA	299	529	237
TAIWAN	4 447	20 475	8 943	CANARY IS	516	1 427	614
HONG KONG	2 433	7 522	3 281	MOROCCO	1 978	5 688	2 515
AUSTRALIA	12 475	55 371	24 459	CEUTA MEL	47	259	118
PAPUA NEW G	50	336	146	ALGERIA	19 128	39 542	17 691
NEW ZEALAND	2 016	10 837	4 818	TUNISIA	1 356	5 571	2 476
AMER OCEANIA	17	105	44	LIBYA	13 209	28 718	12 662
NEW CALEDON	24	99	42	EGYPT	13 121	31 078	13 725
WEST SAMOA	50	135	63	SUDAN	389	1 423	626
FR POLYNESIA	138	357	158	MALI	102	67	31
749 NONELEC MACH PTS,ACC NES							
IMPORTS	1 727 408	2 996 164	1 330 337	UPPER VOLTA	30	200	95
FRANCE	310 345	461 939	205 277	NIGER	46	237	116
BELGIUM LUX	66 358	113 154	50 394	SENEGAL	266	743	319
NETHERLANDS	122 166	225 150	100 091	REP GUINEA	91	272	120
ITALY	242 499	402 599	179 079	SIERRA LEONE	56	137	58
UNTD KINGDOM	144 509	281 350	124 953	LIBERIA	1 487	3 358	1 513
IRISH REP	7 380	7 926	3 489	IVORY COAST	472	1 687	749
DENMARK	52 432	120 076	53 313	GHANA	472	1 629	741
GREECE	2 428	2 100	928	TOGO	130	636	276
NORWAY	7 282	11 451	5 130	BENIN	359	277	122
SWEDEN	95 255	175 011	77 792	NIGERIA	10 982	38 265	16 900
FINLAND	4 861	13 395	6 029	CAMEROON	231	1 013	433
SWITZERLAND	130 271	310 349	137 606	GABON	120	681	293
AUSTRIA	115 444	171 799	76 309	CONGO	136	436	187
PORTUGAL	5 547	14 371	6 393	ZAIRE	289	1 271	569
SPAIN	47 176	44 094	19 540	RWANDA	65	102	46
MALTA	17	135	58	BURUNDI	190	235	106
YUGOSLAVIA	38 861	28 086	12 437	ANGOLA	425	2 393	1 048
TURKEY	5 487	1 288	572	ETHIOPIA	140	624	269
USSR	2 613	2 265	970	SOMALIA	74	120	48
POLAND	25 241	14 858	6 621	KENYA	793	2 819	1 241
CZECHOSLOVA	31 244	14 146	6 298	UGANDA	39	161	70
HUNGARY	22 222	22 285	9 968	TANZANIA	216	842	378
ROMANIA	10 904	9 666	4 258	MOZAMBIQUE	241	628	274
BULGARIA	1 130	1 803	795	MADAGASCAR	20	160	69
MOROCCO	1	72	33	REUNION	405	446	192
ALGERIA	191	779	337	MAURITIUS	107	293	134
TUNISIA	75	158	71	ZAMBIA	299	1 172	509
EGYPT	56	925	413	ZIMBABWE	192	1 522	664
SENEGAL	1	159	61	REP S AFRICA	52 365	149 380	66 348
NIGERIA	106	133	76	SWAZILAND	125	514	220
KENYA	14	172	76	USA	389 956	536 229	237 101
MADAGASCAR	4	73	36	CANADA	44 167	84 295	36 998
REP S AFRICA	323	932	413	MEXICO	17 782	47 887	21 346
USA	80 873	319 153	140 982	GUATEMALA	143	505	215
CANADA	5 076	20 322	8 943	REP HONDURAS	62	252	107
MEXICO	286	1 019	452	EL SALVADOR	78	406	179
VENEZUELA	13	80	34	NICARAGUA	43	245	109
BRAZIL	5 231	7 924	3 493	COSTA RICA	152	387	165
ARGENTINA	451	775	332	PANAMA	2 134	5 343	2 333
LEBANON	77	77	33	CUBA	2 822	3 624	1 645
SYRIA	1	120	53	DOMINIC REP	92	494	213
IRAQ	3	126	56	GUADELOUPE	59	218	94
IRAN	365	715	312	MARTINIQUE	46	201	88
ISRAEL	5 394	3 868	1 700	JAMAICA	71	317	144
JORDAN	158	785	348	BARBADOS	16	97	42
SAUDI ARABIA	104	1 973	871	TRINIDAD TOB	192	947	414
KUWAIT	113	202	90	NETH ANTILL	233	774	340
ARAB EMIRAT	2	88	43	COLOMBIA	2 497	7 162	3 169
OMAN	178	69	31	VENEZUELA	10 679	34 309	15 221
INDIA	2 670	2 849	1 255	GUYANA	34	140	62
THAILAND	64	158	74	SURINAM	156	422	192
MALAYSIA	63	363	160	ECUADOR	840	3 088	1 347
SINGAPORE	961	9 609	4 238	PERU	3 696	8 346	3 654
P REP CHINA	1 635	1 215	530	BRAZIL	40 832	105 780	46 746
SOUTH KOREA	780	1 369	612	CHILE	3 716	12 782	5 663
JAPAN	128 170	164 353	73 156	BOLIVIA	240	779	346
TAIWAN	1 820	3 234	1 425	PARAGUAY	150	674	296
HONG KONG	154	1 398	592	URUGUAY	343	1 392	615
AUSTRALIA	149	804	348	ARGENTINA	9 851	31 664	14 152
AUST OCEANIA	23	82	35	CYPRUS	1 999	4 337	1 905
EXPORTS	4 089 310	7 904 629	3 507 919	LEBANON	4 024	9 326	4 177
FRANCE	540 702	979 396	435 577	SYRIA	8 749	16 517	7 268
BELGIUM LUX	311 442	442 141	196 513	IRAQ	30 063	63 042	27 819
NETHERLANDS	355 726	622 917	277 129	IRAN	53 813	114 205	49 989
ITALY	301 623	713 716	318 228	ISRAEL	6 287	22 624	10 002
UNTD KINGDOM	247 483	472 890	209 485	JORDAN	8 636	17 297	7 662
IRISH REP	5 367	14 135	6 274	SAUDI ARABIA	44 615	88 047	38 917
DENMARK	91 225	163 200	72 492	KUWAIT	7 109	18 833	8 298
GREECE	27 529	63 770	28 259	BAHRAIN	833	1 935	844
ICELAND	2 052	4 750	2 093	QATAR	640	1 804	783
FAROE IS	12	60	30	ARAB EMIRAT	10 451	22 191	9 820
NORWAY	49 990	116 690	51 864	OMAN	770	2 679	1 185
				NORTH YEMEN	48	216	91
				SOUTH YEMEN	202	843	369
				AFGHANISTAN	153	351	159
				PAKISTAN	2 520	7 270	3 244
				INDIA	45 803	106 472	47 408
				BANGLADESH	387	1 613	711

6 IMPORTS AND EXPORTS (SPECIAL TRADE) BY GROUPS OF THE SITC-REV. II AND BY COUNTRIES OF PRODUCTION AND CONSUMPTION 1981

GROUP COUNTRY	DT = 100 KG	1 000 DM	1 000 \$	GROUP COUNTRY	DT = 100 KG	1 000 DM	1 000 \$
SRI LANKA	928	1 758	766	CAMEROON	153	641	291
NEPAL	78	300	132	GABON	119	603	267
BURMA	1 847	1 578	714	CONGO	19	92	39
THAILAND	2 399	9 909	4 417	ZAIRE	60	361	159
INDONESIA	4 308	13 693	6 078	RWANDA	71	269	121
MALAYSIA	6 613	20 874	9 270	BURUNDI	47	199	85
BRUNEI	33	185	76	ANGOLA	290	1 739	753
SINGAPORE	33 934	77 661	34 303	ETHIOPIA	94	455	199
PHILIPPINES	1 647	6 852	3 035	JIBUTI	25	113	49
P. REP. CHINA	1 743	6 443	2 841	SOMALIA	47	177	81
NORTH KOREA	320	503	227	KENYA	267	972	426
SOUTH KOREA	3 302	11 832	5 271	TANZANIA	58	370	169
JAPAN	14 432	57 580	25 250	MADAGASCAR	20	85	39
TAIWAN	4 082	15 453	6 857	REUNION	106	498	217
HONG KONG	2 601	9 234	4 092	MAURITIUS	37	226	103
AUSTRALIA	32 626	78 546	34 670	ZAMBIA	174	1 171	516
NEW ZEALAND	1 826	5 637	2 473	ZIMBABWE	108	665	292
NEW CALEDON	292	617	265	MALAWI	22	102	43
FR. POLYNESIA	45	122	52	REP. S. AFRICA	4 011	21 987	9 744
SHIPS SUPPL.	8	143	60	USA	37 651	201 960	89 515
				CANADA	4 241	24 258	10 742
				GREENLAND	16	69	32
				ST. PIERRE	81	368	161
				MEXICO	1 189	8 350	3 694
				GUATEMALA	104	304	136
				BELIZE	13	70	31
				REP. HONDURAS	146	409	180
				EL SALVADOR	52	163	73
				COSTA RICA	76	168	76
				PANAMA	137	731	319
				CUBA	105	224	98
				TURKS CAICOS	11	92	42
				DOMINIC REP.	98	235	102
				GUADELOUPE	14	70	32
				MARTINIQUE	17	135	58
				JAMAICA	45	225	98
				BARBADOS	108	492	215
				TRINIDAD TOB.	105	522	231
				NETH. ANTILL.	113	530	232
				COLOMBIA	312	2 244	952
				VENEZUELA	2 244	12 643	5 522
				SURINAM	33	120	51
				ECUADOR	433	1 701	752
				PERU	1 157	4 642	2 064
				BRAZIL	50	377	166
				CHILE	1 715	8 750	3 861
				BOLIVIA	359	1 470	641
				PARAGUAY	108	469	205
				URUGUAY	216	821	359
				ARGENTINA	1 050	6 957	3 144
				CYPRUS	96	636	281
				LEBANON	335	1 177	532
				SYRIA	250	717	314
				IRAQ	840	4 185	1 821
				IRAN	876	2 857	1 221
				ISRAEL	723	3 327	1 474
				JORDAN	283	1 196	520
				SAUDI ARABIA	4 246	16 723	7 441
				KUWAIT	981	3 739	1 681
				BAHRAIN	138	667	292
				QATAR	258	1 065	470
				ARAB EMIRAT	718	3 220	1 427
				OMAN	293	1 270	571
				NORTH YEMEN	48	376	173
				SOUTH YEMEN	181	575	262
				AFGHANISTAN	32	172	75
				PAKISTAN	483	1 896	852
				INDIA	36	251	108
				BANGLADESH	90	317	140
				SRI LANKA	181	873	387
				NEPAL	23	100	45
				BURMA	305	1 119	497
				THAILAND	3 532	12 073	5 316
				INDONESIA	1 257	5 567	2 563
				MALAYSIA	1 016	4 287	1 889
				SINGAPORE	2 192	9 068	4 016
				PHILIPPINES	1 395	5 766	2 549
				MONGOL P. REP.	21	150	69
				P. REP. CHINA	329	1 897	819
				NORTH KOREA	33	139	60
				SOUTH KOREA	163	1 458	630
				JAPAN	2 138	13 326	5 936
				TAIWAN	1 226	1 940	856
				HONG KONG	2 720	9 707	4 264
				AUSTRALIA	5 248	33 214	14 851
				PAPUA NEW G.	157	739	318
				NEW ZEALAND	111	640	277
				NEW CALEDON	29	127	56
				VANUATU	16	68	30
				FR. POLYNESIA	56	263	122
				752 AUTOMATIC DATA PROC. EQUIP.			
				IMPORTS	207 028	3 852 569	1 706 328
				FRANCE	12 751	352 738	154 905
				BELGIUM LUX	4 513	72 058	31 833
				NETHERLANDS	2 622	50 068	21 983
				ITALY	27 102	375 009	166 122
				UNTD. KINGDOM	32 862	574 555	254 028
				IRISH REP.	8 282	143 454	64 277
				DENMARK	582	15 635	6 984
				GREECE	9	91	44
				NORWAY	1 342	27 592	12 205
751 OFFICE MACHINES							
IMPORTS	261 001	1 442 354	640 201				
FRANCE	4 266	20 827	9 461				
BELGIUM LUX	1 058	4 824	2 168				
NETHERLANDS	31 885	219 068	97 094				
ITALY	9 376	84 311	37 556				
UNTD. KINGDOM	16 208	143 970	63 736				
IRISH REP.	287	3 399	1 483				
DENMARK	1 888	7 510	3 329				
GREECE	40	76	35				
NORWAY	344	1 619	710				
SWEDEN	1 482	16 106	7 192				
FINLAND	177	894	388				
SWITZERLAND	3 830	37 652	16 605				
AUSTRIA	403	3 630	1 616				
SPAIN	1 372	2 769	1 207				
YUGOSLAVIA	9 753	20 561	9 282				
POLAND	227	464	207				
CZECHOSLOVAKIA	120	230	100				
HUNGARY	4 235	8 752	3 943				
BULGARIA	214	285	126				
REP. S. AFRICA	96	222	93				
USA	14 012	134 840	60 030				
CANADA	728	9 149	4 035				
MEXICO	483	2 041	900				
BRAZIL	56	261	113				
SINGAPORE	8 352	64 773	28 371				
SOUTH KOREA	240	1 894	831				
JAPAN	145 135	625 296	277 695				
TAIWAN	1 464	14 552	6 422				
HONG KONG	3 239	12 193	5 392				
EXPORTS	280 147	1 502 435	667 992				
FRANCE	44 047	267 487	119 172				
BELGIUM LUX	9 123	51 560	22 984				
NETHERLANDS	27 056	121 222	54 285				
ITALY	24 067	138 653	62 094				
UNTD. KINGDOM	28 999	166 700	73 949				
IRISH REP.	922	5 238	2 329				
DENMARK	5 566	30 283	13 437				
GREECE	655	3 053	1 341				
ICELAND	70	454	205				
NORWAY	3 865	20 662	9 245				
SWEDEN	4 015	23 208	10 330				
FINLAND	4 116	20 675	9 212				
SWITZERLAND	8 752	52 925	23 526				
AUSTRIA	5 481	31 908	14 160				
PORTUGAL	1 680	7 912	3 506				
SPAIN	4 829	23 236	10 317				
ANDORRA	24	398	172				
MALTA	51	351	155				
YUGOSLAVIA	3 743	15 674	7 014				
TURKEY	642	2 846	1 260				
USSR	1 021	6 365	2 803				
POLAND	192	1 481	667				
CZECHOSLOVAKIA	437	4 511	1 987				
HUNGARY	849	5 343	2 343				
ROMANIA	20	163	71				
BULGARIA	162	1 399	610				
CANARY IS.	515	1 595	714				
MOROCCO	499	1 824	809				
CEUTA MEL	63	181	76				
ALGERIA	789	3 203	1 382				
TUNISIA	261	985	445				
LIBYA	2 235	7 793	3 362				
EGYPT	1 063	8 679	3 882				
SUDAN	97	480	214				
MAURITANIA	74	365	162				
MALI	12	72	31				
UPPER VOLTA	80	353	154				
SENEGAL	68	373	164				
GAMBIA	17	127	57				
REP. GUINEA	26	93	43				
SIERRA LEONE	73	351	158				
LIBERIA	75	317	141				
IVORY COAST	139	735	323				
GHANA	52	377	177				
TOGO	79	331	147				
GUINEA	81	321	146				
NIGERIA	2 568	14 439	6 413				

6 IMPORTS AND EXPORTS (SPECIAL TRADE) BY GROUPS OF THE SITC-REV. II AND BY COUNTRIES OF PRODUCTION AND CONSUMPTION 1981

GROUP COUNTRY	DT = 100 KG	1 000 DM	1 000 \$	GROUP COUNTRY	DT = 100 KG	1 000 DM	1 000 \$
SWEDEN	11 733	203 542	91 228	KUWAIT	229	6 657	2 959
FINLAND	26	983	437	BAHRAIN	63	1 282	581
SWITZERLAND	1 057	40 889	18 137	QATAR	19	761	355
AUSTRIA	1 091	16 331	7 311	ARAB EMIRAT	149	3 739	1 655
PORTUGAL	501	4 281	1 823	OMAN	10	142	62
SPAIN	3 761	36 333	15 913	NORTH YEMEN	8	159	68
YUGOSLAVIA	31	582	251	PAKISTAN	144	1 681	748
POLAND	42	162	72	INDIA	411	4 407	1 854
CZECHOSLOVA	2	110	49	THAILAND	93	287	132
HUNGARY	83	857	381	INDONESIA	40	744	325
ROMANIA	107	615	272	MALAYSIA	52	754	343
REP S AFRICA	7	256	112	SINGAPORE	105	2 281	959
USA	84 739	1 720 018	762 241	PHILIPPINES	240	7 445	3 372
CANADA	896	18 750	8 278	P REP CHINA	17	939	407
MEXICO	162	1 260	598	SOUTH KOREA	27	809	352
BRAZIL	181	1 305	584	JAPAN	1 007	13 790	6 153
ARGENTINA	179	17 824	7 751	TAIWAN	23	735	334
ISRAEL	332	19 769	8 818	HONG KONG	270	4 768	2 097
SAUDI ARABIA	2	78	35	AUSTRALIA	852	13 774	6 106
INDIA	21	231	104	NEW ZEALAND	54	762	341
SINGAPORE	3	142	63	NEW CALEDON	4	70	30
SOUTH KOREA	43	99	42				
JAPAN	11 611	153 846	68 070	759 OFFICE & ADP MCH PTS,ACC			
TAIWAN	104	437	193				
HONG KONG	228	2 189	968	IMPORTS	132 365	2 566 417	1 135 211
AUSTRALIA	11	263	118				
EXPORTS	186 246	3 234 019	1 433 207	FRANCE	13 019	524 629	232 959
FRANCE	35 796	571 412	254 433	BELGIUM LUX	2 746	58 610	25 940
BELGIUM LUX	8 418	168 286	74 714	NETHERLANDS	13 536	158 197	70 037
NETHERLANDS	11 838	223 254	99 149	ITALY	5 931	107 378	47 590
ITALY	28 446	475 213	209 930	UNTD KINGDOM	15 142	214 404	95 177
UNTD KINGDOM	25 712	383 428	170 759	IRISH REP	4 036	146 290	64 376
IRISH REP	769	13 064	5 815	DENMARK	1 019	14 215	6 283
DENMARK	6 196	98 920	43 954	GREECE	19	1 225	538
GREECE	567	11 603	5 033	NORWAY	146	5 711	2 516
ICELAND	84	1 886	838	SWEDEN	2 103	56 730	25 265
NORWAY	2 343	46 859	20 635	FINLAND	52	4 209	1 848
SWEDEN	7 046	120 310	53 033	SWITZERLAND	2 402	40 791	18 039
FINLAND	2 881	57 603	25 631	AUSTRIA	2 552	27 682	12 350
SWITZERLAND	10 992	226 942	100 306	PORTUGAL	45	4 155	1 814
AUSTRIA	8 683	170 942	75 486	SPAIN	1 238	32 565	14 417
PORTUGAL	1 471	25 190	11 020	YUGOSLAVIA	1 456	3 313	1 464
SPAIN	11 463	179 585	79 653	HUNGARY	2 307	2 824	1 238
MALTA	13	211	91	REP S AFRICA	56	3 260	1 426
YUGOSLAVIA	1 396	25 283	11 121	USA	37 832	940 184	414 594
TURKEY	275	4 445	2 000	CANADA	1 159	5 013	2 203
USSR	363	10 881	4 815	MEXICO	69	2 454	1 075
POLAND	91	2 842	1 224	GUATEMALA		76	35
CZECHOSLOVA	292	10 777	4 808	BRAZIL	77	1 216	509
HUNGARY	165	4 537	2 015	ARGENTINA	23	1 297	567
ROMANIA	67	1 595	781	ISRAEL	61	6 336	2 799
BULGARIA	70	1 562	694	SAUDI ARABIA	10	332	152
CANARY IS	34	574	256	BAHRAIN	4	156	65
MOROCCO	87	1 597	718	THAILAND	28	1 193	538
ALGERIA	27	2 040	927	MALAYSIA	6	380	167
TUNISIA	5	115	52	SINGAPORE	36	1 149	505
LIBYA	81	8 135	3 636	SOUTH KOREA	10	90	39
EGYPT	200	3 365	1 484	JAPAN	24 973	183 451	81 192
SUDAN	53	798	336	TAIWAN	78	3 902	1 714
SIERRA LEONE	14	164	74	HONG KONG	125	10 679	4 759
LIBERIA	2	70	31	AUSTRALIA	21	1 613	711
IVORY COAST	17	275	122	NEW ZEALAND		107	48
GHANA	6	169	76	EXPORTS	152 324	2 400 724	1 063 639
NIGERIA	83	1 988	875	FRANCE	20 322	691 289	305 779
CAMEROON	7	135	56	BELGIUM LUX	5 069	92 918	41 189
GABON	7	135	67	NETHERLANDS	32 440	174 565	77 411
RWANDA	10	226	108	ITALY	13 878	292 951	130 503
BURUNDI	5	72	32	UNTD KINGDOM	13 866	354 620	157 482
SOMALIA	27	389	164	IRISH REP	4 263	65 651	28 808
KENYA	34	605	268	DENMARK	2 235	29 568	13 081
TANZANIA	2	68	31	GREECE	203	3 630	1 612
ZAMBIA	8	149	67	ICELAND	7	273	122
ZIMBABWE	17	385	175	NORWAY	889	18 304	8 137
REP S AFRICA	3 397	59 074	26 209	SWEDEN	4 990	63 977	28 461
USA	8 270	130 130	57 400	FINLAND	494	13 010	5 793
CANADA	238	3 081	1 341	SWITZERLAND	3 562	70 515	31 214
MEXICO	273	6 174	2 697	AUSTRIA	2 914	71 801	31 866
GUATEMALA	6	96	41	PORTUGAL	386	7 607	3 331
COSTA RICA	5	109	51	SPAIN	2 138	59 669	26 559
PANAMA	15	185	84	MALTA	8	195	79
DOMINIC REP	12	135	59	YUGOSLAVIA	1 318	14 480	6 461
GUADELOUPE	8	145	66	TURKEY	93	1 842	832
BARBADOS	6	155	72	USSR	417	5 401	2 407
TRINIDAD TOB	9	149	71	POLAND	140	1 685	753
NETH ANTILL	7	189	82	CZECHOSLOVA	692	5 253	2 316
COLOMBIA	58	607	269	HUNGARY	11 768	25 366	11 260
VENEZUELA	217	3 222	1 418	ROMANIA	42	628	284
ECUADOR	6	120	51	BULGARIA	364	2 262	997
PERU	30	633	281	CANARY IS	13	185	80
BRAZIL	61	2 136	966	MOROCCO	5	216	96
CHILE	213	3 356	1 476	ALGERIA	26	223	99
BOLIVIA	9	191	84	TUNISIA	14	171	77
PARAGUAY	9	669	298	LIBYA	120	2 845	1 237
URUGUAY	11	161	75	EGYPT	31	1 290	577
ARGENTINA	261	6 924	3 127	IVORY COAST	15	238	99
CYPRUS	132	2 319	994	GHANA	5	113	49
LEBANON	54	1 054	470	NIGERIA	137	1 089	481
SYRIA	225	39 472	17 115	CAMEROON	9	160	70
IRAQ	16	236	100	GABON	13	82	36
ISRAEL	1 774	33 417	14 636	ZAIRE	5	271	117
JORDAN	16	326	142	ANGOLA	49	304	130
SAUDI ARABIA	901	14 848	6 523	ETHIOPIA	6	81	33



## 6 IMPORTS AND EXPORTS (SPECIAL TRADE) BY GROUPS OF THE SITC-REV. II AND BY COUNTRIES OF PRODUCTION AND CONSUMPTION 1981

GROUP COUNTRY	DT = 100 KG	1 000 DM	1 000 \$	GROUP COUNTRY	DT = 100 KG	1 000 DM	1 000 \$
KENYA		72	30	POLAND	285	1 247	585
TANZANIA	10	99	42	CZECHOSLOVA	90	481	220
REUNION	13	146	63	HUNGARY	465	1 826	811
ZAMBIA	11	170	75	ROMANIA	47	237	105
REP S AFRICA	640	16 609	7 286	BULGARIA	354	1 408	627
USA	20 052	210 346	92 852	ALBANIA	14	89	39
CANADA	300	3 694	1 621	CANARY IS	3 803	10 768	4 736
MEXICO	3 076	11 991	5 380	MOROCCO	439	1 433	655
GUATEMALA	1	117	50	CEUTA MEL	266	828	377
PANAMA	8	88	37	ALGERIA	19 345	43 589	19 181
JAMAICA	2	125	55	TUNISIA	615	2 505	1 095
TRINIDAD TGB	4	172	74	LIBYA	10	169	81
NETH ANTILL	13	156	67	EGYPT	2 680	8 950	3 834
COLOMBIA	26	283	120	SUDAN	12	98	44
VENEZUELA	63	1 464	641	SENEGAL	126	307	141
ECUADOR	46	283	126	LIBERIA	60	232	96
PERU	4	171	70	IVORY COAST	27	82	37
BRASIL	566	7 565	3 359	BENIN	50	191	85
CHILE	159	1 802	810	NIGERIA	2 436	8 915	3 943
URUGUAY	9	127	57	CAMEROON	38	149	66
ARGENTINA	147	4 981	2 161	ZAIRE	135	473	216
CYPRUS	63	460	198	KENYA	170	601	264
LEBANON	23	395	175	UGANDA	71	250	120
SYRIA	25	1 338	590	MOZAMBIQUE	40	128	54
IRAQ	132	1 729	749	REUNION	182	582	262
IRAN	27	310	130	MAURITIUS	83	252	117
ISRAEL	219	7 581	3 330	REP S AFRICA	481	2 248	963
JORDAN	11	294	131	USA	2 734	9 535	4 323
SAUDI ARABIA	156	5 018	2 192	CANADA	5	355	160
KUWAIT	90	1 219	540	MEXICO	4	386	172
BAHRAIN	12	169	73	GUADELOUPE	54	213	98
QATAR	12	397	178	BRAZIL	11	230	106
ARAB EMIRAT	35	837	376	PARAGUAY	469	1 973	874
OMAN	10	200	87	URUGUAY	5 703	21 655	9 155
NORTH YEMEN	7	166	72	ARGENTINA	25 991	92 741	41 890
PAKISTAN	13	206	90	CYPRUS	6 157	18 929	8 364
INDIA	114	1 338	595	LEBANON	2 702	7 921	3 643
THAILAND	33	494	214	SYRIA	4 281	11 198	4 928
INDONESIA	30	471	212	IRAQ	10 530	35 956	16 164
MALAYSIA	231	792	355	IRAN	161	982	485
SINGAPORE	145	1 993	859	ISRAEL	49 661	137 301	62 521
PHILIPPINES	32	493	214	JORDAN	1 479	4 773	2 110
P REP CHINA	10	1 263	537	SAUDI ARABIA	2 829	9 286	4 121
SOUTH KOREA	43	1 182	554	KUWAIT	920	3 242	1 444
JAPAN	1 973	21 874	9 590	BAHRAIN	121	527	238
TAIWAN	35	854	375	QATAR	278	957	428
HONG KONG	100	2 878	1 269	ARAB EMIRAT	1 674	5 230	2 308
AUSTRALIA	524	9 035	3 954	OMAN	153	589	264
NEW ZEALAND	56	1 066	494	PAKISTAN	19	95	42
				INDIA	14	103	44
				BANGLADESH	11	120	56
				SRI LANKA	527	1 566	690
				THAILAND	1 425	4 108	1 852
				INDONESIA	1 102	4 422	1 954
				MALAYSIA	630	1 940	854
				SINGAPORE	6 317	21 169	9 424
				JAPAN	42	289	125
				HONG KONG	11 210	27 632	12 119
				AUSTRALIA	658	2 075	901
				VANUATU	20	78	33
				FR POLYNESIA	40	139	59
761 TELEVISION RECEIVERS				762 RADIO BROADCAST RECEIVERS			
IMPORTS	288 792	783 221	349 229	IMPORTS	311 302	1 232 051	548 717
FRANCE	4 886	12 040	5 276	FRANCE	2 620	28 858	12 902
BELGIUM LUX	17 856	61 561	27 494	BELGIUM LUX	6 536	28 681	12 925
NETHERLANDS	20 813	61 185	27 184	NETHERLANDS	4 348	21 656	9 632
ITALY	22 443	67 025	30 113	ITALY	2 586	9 240	4 144
UNTD KINGDOM	20 549	50 380	22 510	UNTD KINGDOM	570	2 358	1 058
DENMARK	1 010	3 658	1 647	IRISH REP	366	1 712	748
SWEDEN	1 414	4 861	2 149	DENMARK	534	3 756	1 705
FINLAND	13 051	36 744	16 409	NORWAY	146	828	375
SWITZERLAND	105	977	411	SWEDEN	33	296	138
AUSTRIA	37 128	120 145	53 179	FINLAND	84	291	137
PORTUGAL	18 200	30 571	13 869	SWITZERLAND	674	6 120	2 697
SPAIN	405	1 002	458	AUSTRIA	4 723	27 364	12 113
YUGOSLAVIA	3 312	5 868	2 583	PORTUGAL	11 687	55 944	25 020
TURKEY	4 816	4 278	1 874	SPAIN	36	195	87
USSR	2 588	2 912	1 278	MALTA	1 788	5 865	2 594
POLAND	1 944	2 221	1 038	POLAND	7 017	20 131	9 013
CZECHOSLOVA	642	334	155	USA	242	4 045	1 748
HUNGARY	4 251	4 790	2 140	CANADA	2 178	15 105	6 689
ROMANIA	173	196	86	BRAZIL	885	6 954	3 065
USA	182	2 299	998	MALAYSIA	7 371	26 260	11 621
SINGAPORE	7 686	20 335	9 076	SINGAPORE	13 850	51 443	22 747
SOUTH KOREA	22 580	35 622	16 439	PHILIPPINES	150	531	245
JAPAN	54 656	185 566	82 420	SOUTH KOREA	25 016	80 727	36 050
TAIWAN	25 622	61 285	27 186	JAPAN	119 946	528 593	235 005
HONG KONG	2 435	7 204	3 185	TAIWAN	55 042	175 993	78 501
EXPORTS	671 711	2 096 787	933 418	HONG KONG	42 867	129 012	57 721
FRANCE	54 700	193 530	85 815	EXPORTS	100 286	508 270	226 722
BELGIUM LUX	38 794	108 440	48 339	FRANCE	14 142	76 121	33 733
NETHERLANDS	77 884	213 918	94 439	BELGIUM LUX	11 397	47 170	20 942
ITALY	151 861	486 658	217 699	NETHERLANDS	20 718	80 030	36 208
UNTD KINGDOM	27 788	93 670	41 398	ITALY	19 065	95 294	42 585
IRISH REP	4 143	12 991	5 739	UNTD KINGDOM	12 883	57 041	25 362
DENMARK	7 427	20 024	8 987	IRISH REP	601	2 624	1 184
GREECE	10 191	49 274	21 779	DENMARK	780	4 838	2 144
ICELAND	1 059	3 037	1 341	GREECE	528	1 985	881
NORWAY	11 302	30 509	13 451	ICELAND	79	254	109
SWEDEN	20 125	55 231	24 386				
FINLAND	3 342	8 118	3 645				
SWITZERLAND	39 087	126 069	56 089				
AUSTRIA	32 206	91 186	40 534				
PORTUGAL	5 489	24 155	10 613				
SPAIN	3 630	13 761	6 109				
ANDORRA	161	889	385				
GIBALTAR	25	77	35				
MALTA	4 175	12 334	5 098				
YUGOSLAVIA	6 065	27 961	12 816				
TURKEY	1 770	7 631	3 315				
USSR	60	776	352				

## 6 IMPORTS AND EXPORTS (SPECIAL TRADE) BY GROUPS OF THE SITC-REV. II AND BY COUNTRIES OF PRODUCTION AND CONSUMPTION 1981

GROUP COUNTRY	DT = 100 KG	1 000 DM	1 000 \$	GROUP COUNTRY	DT = 100 KG	1 000 DM	1 000 \$
NORWAY	721	7 678	3 361	DENMARK	1 269	9 405	4 178
SWEDEN	701	7 532	3 301	GREECE	642	3 545	1 573
FINLAND	346	3 656	1 645	ICELAND	31	358	153
SWITZERLAND	3 075	21 272	9 556	NORWAY	776	7 598	3 371
AUSTRIA	4 146	20 825	9 317	SWEDEN	2 009	22 042	9 632
PORTUGAL	90	683	298	FINLAND	369	3 582	1 601
SPAIN	2 117	13 574	6 059	SWITZERLAND	3 568	41 048	18 214
ANDORRA	233	1 420	623	AUSTRIA	3 448	24 495	11 015
YUGOSLAVIA	417	2 494	1 095	PORTUGAL	192	2 875	1 289
TURKEY	938	5 059	2 222	SPAIN	2 280	20 377	9 117
USSR	16	127	56	ANDORRA	37	318	142
POLAND	932	2 456	1 072	MALTA	16	685	302
CZECHOSLOVA	52	385	169	YUGOSLAVIA	400	4 147	1 838
HUNGARY	116	730	307	TURKEY	717	7 570	3 290
ROMANIA	56	288	128	USSR	118	4 701	2 035
BULGARIA	319	1 238	554	POLAND	31	390	174
CANARY IS	96	781	348	CZECHOSLOVA	54	1 641	729
MOROCCO	13	85	41	HUNGARY	130	1 445	625
CEUTA MEL	51	378	171	ROMANIA	12	370	164
LIBYA	53	713	305	BULGARIA	94	3 579	1 622
EGYPT	67	669	297	ALBANIA	10	250	105
UPPER VOLTA	9	110	49	CANARY IS	82	725	319
SENEGAL	5	116	48	MOROCCO	8	165	74
IVORY COAST	21	100	45	CEUTA MEL	29	154	69
GHANA	6	73	32	ALGERIA	22	752	331
BENIN	8	73	35	TUNISIA	3	77	34
NIGERIA	90	326	149	LIBYA	115	3 682	1 632
CAMEROON	15	147	70	EGYPT	64	506	226
GABON	8	105	46	SUDAN		102	41
ZAIRE	18	171	75	SENEGAL	4	79	34
ANGOLA	188	871	360	GHANA	4	110	46
KENYA	4	74	33	NIGERIA	213	1 941	847
REUNION	13	128	55	CONGO	1	282	119
REP S AFRICA	134	3 162	1 388	ANGOLA	17	283	120
USA	946	15 348	6 894	SOMALIA	15	81	38
CANADA	299	1 417	623	KENYA	21	1 208	583
MEXICO	265	2 604	1 171	MOZAMBIQUE	10	76	32
GUADELOUPE	21	104	49	ZIMBABWE	7	97	43
COLOMBIA	10	144	60	REP S AFRICA	279	3 820	1 704
VENEZUELA	12	125	54	USA	9 323	29 982	13 155
PERU	4	76	32	CANADA	1 972	6 665	2 935
BRAZIL	6	106	49	MEXICO	263	1 554	688
CHILE	177	1 577	704	TRINIDAD TOB	133	443	198
PARAGUAY	61	293	131	COLOMBIA	12	142	61
URUGUAY	14	181	80	VENEZUELA	110	567	248
ARGENTINA	444	3 133	1 430	ECUADOR	3	149	60
CYPRUS	82	366	162	PERU	16	91	39
LEBANON	47	348	158	BRAZIL	44	2 188	977
SYRIA	67	371	163	CHILE	44	313	142
ISPAEL	187	796	348	PARAGUAY	16	277	120
JORDAN	87	480	210	URUGUAY	9	111	51
SAUDI ARABIA	946	4 877	2 159	ARGENTINA	507	5 897	2 570
KUWAIT	326	1 909	845	CYPRUS	203	1 297	554
BAHRAIN	19	153	68	LEBANON	111	1 008	456
QATAR	43	280	119	SYRIA	62	632	289
ARAB EMIRAT	163	1 180	532	IRAQ	552	2 583	1 117
OMAN	29	254	111	IRAN	4	210	90
INDONESIA	40	357	159	ISRAEL	361	4 332	1 872
SINGAPORE	172	1 892	831	JORDAN	15	213	95
JAPAN	30	196	86	SAUDI ARABIA	142	2 085	898
TAIWAN	146	1 398	636	KUWAIT	13	437	195
HONG KONG	94	1 287	563	BAHRAIN	6	1 101	545
AUSTRALIA	149	2 852	1 262	QATAR	19	1 897	896
SOUND RECORDRS,PHONOGRPH							
IMPORTS	295 103	1 751 352	778 056				
FRANCE	6 061	18 600	8 280	764 TELECOM EQPT,PTS,ACC NES			
BELGIUM LUX	5 241	28 989	13 048	IMPORTS	487 310	2 553 324	1 130 376
NETHERLANDS	3 838	20 916	9 154	FRANCE	50 048	260 473	115 623
ITALY	3 858	9 927	4 466	BELGIUM LUX	20 052	144 947	64 322
UNTD KINGDOM	3 442	20 957	9 227	NETHERLANDS	27 779	211 207	93 316
IRISH REP	209	1 158	483	ITALY	49 713	141 972	62 675
DENMARK	208	2 483	1 121	UNTD KINGDOM	20 751	147 123	65 408
NORWAY	912	5 359	2 373	IRISH REP	724	11 404	4 996
SWEDEN	8	183	83	DENMARK	23 409	65 702	29 089
SWITZERLAND	509	11 617	5 174	GREECE	2 836	23 217	10 374
AUSTRIA	13 552	102 902	46 630	NORWAY	1 919	18 009	8 041
PORTUGAL	91	359	159	SWEDEN	3 280	37 327	16 647
SPAIN	65	167	76	FINLAND	1 346	8 052	3 566
YUGOSLAVIA	49	255	120	SWITZERLAND	7 970	106 871	47 186
POLAND	3 397	3 356	1 526	AUSTRIA	10 004	94 659	41 755
BULGARIA	8	67	30	PORTUGAL	4 145	11 157	4 904
NIGERIA		107	50	SPAIN	1 306	18 308	8 174
USA	2 939	21 567	9 700				
CANADA	24	202	94				
ISRAEL	9	116	53				
MALAYSIA	153	560	245				
SINGAPORE	4 627	25 460	11 238				
PHILIPPINES	39	105	47				
SOUTH KOREA	7 566	37 109	16 447				
JAPAN	228 656	1 399 289	620 652				
TAIWAN	4 541	16 962	7 580				
HONG KONG	4 973	22 245	9 849				
EXPORTS	77 536	554 115	245 568				
FRANCE	13 748	76 890	34 033				
BELGIUM LUX	5 044	35 983	15 892				
NETHERLANDS	9 696	71 169	31 858				
ITALY	7 257	44 534	19 844				
UNTD KINGDOM	8 229	56 852	25 084				
IRISH REP	982	7 618	3 308				

## 6 IMPORTS AND EXPORTS (SPECIAL TRADE) BY GROUPS OF THE SITC-REV. II AND BY COUNTRIES OF PRODUCTION AND CONSUMPTION 1981

GROUP COUNTRY	DT = 100 KG	1 000 DM	1 000 \$	GROUP COUNTRY	DT = 100 KG	1 000 DM	1 000 \$
MALTA	68	703	323	REUNION	12	126	57
YUGOSLAVIA	4 417	13 160	5 780	MAURITIUS	4	148	68
POLAND	3 468	6 176	2 746	ZAMBIA	15	371	168
CZECHOSLOVA	335	454	206	ZIMBABWE	205	3 334	1 477
HUNGARY	4 427	5 264	2 309	MALAWI	22	364	156
BULGARIA	93	69	31	REP S AFRICA	8 206	166 769	73 970
TUNISIA	1 741	3 828	1 674	SWAZILAND	45	359	174
LIBYA	3	226	106	USA	5 002	112 848	50 012
EGYPT	1	104	49	CANADA	1 389	8 394	3 711
NIGERIA	4	90	38	MEXICO	2 207	37 958	16 792
REP S AFRICA	1	380	161	BERMUDA	10	232	100
USA	29 414	414 098	182 103	GUATEMALA	258	1 697	742
CANADA	394	10 046	4 403	REP HONDURAS	175	3 006	1 264
MEXICO	11	194	85	EL SALVADOR	29	869	362
VENEZUELA	13	163	73	NICARAGUA	301	1 617	720
BRAZIL	328	4 643	2 034	COSTA RICA	115	797	358
SYRIA	1	310	139	PANAMA	7	161	69
IRAQ	2	601	266	CUBA	8	370	170
IRAN	2	91	39	MARTINIQUE	65	140	60
ISRAEL	188	1 681	737	TRINIDAD TOB	4	70	30
JORDAN	3	547	238	NETH ANTILL	9	419	183
SAUDI ARABIA	5	1 003	449	COLOMBIA	2 618	20 264	9 058
KUWAIT	2	715	312	VENEZUELA	1 545	18 747	8 154
ARAB EMIRAT	2	195	83	GUYANA	5	94	45
OMAN	8	80	34	SURINAM	53	583	261
AFGHANISTAN	3	73	33	ECUADOR	305	2 900	1 294
PAKISTAN	476	1 021	465	PERU	1 092	10 150	4 621
INDIA	1	123	56	BRAZIL	1 747	35 366	15 482
INDONESIA	897	15 939	7 137	CHILE	649	7 014	3 060
MALAYSIA	1 667	15 801	7 089	BOLIVIA	186	2 854	1 211
SINGAPORE	14	1 234	584	PARAGUAY	1 141	11 852	5 198
PHILIPPINES	14	194	81	URUGUAY	2 374	13 164	5 704
P REP CHINA	15 029	34 783	15 409	ARGENTINA	17 580	161 545	72 191
SOUTH KOREA	167 115	615 855	272 741	CYPRUS	434	1 357	600
JAPAN	27 404	84 823	38 257	LEBANON	775	2 569	1 126
TAIWAN	4 402	16 707	7 361	SYRIA	3 126	28 387	12 804
HONG KONG	20	543	241	IRAQ	6 158	60 888	26 325
AUSTRALIA	583 146	4 543 953	2 015 757	IRAN	10 116	77 095	33 742
EXPORTS				ISRAEL	3 263	33 397	15 289
FRANCE	72 372	467 965	207 192	JORDAN	534	5 492	2 411
BELGIUM LUX	40 022	255 526	113 005	SAUDI ARABIA	3 015	41 680	18 585
NETHERLANDS	39 899	264 106	117 248	KUWAIT	1 311	17 204	7 652
ITALY	37 199	227 872	101 419	BAHRAIN	597	11 237	4 889
UNTD KINGDOM	35 803	226 340	100 045	QATAR	478	11 971	5 084
IRISH REP	2 987	26 696	12 052	ARAB EMIRAT	2 048	18 184	8 157
DENMARK	7 284	70 930	31 332	OMAN	186	2 601	1 151
GREECE	16 333	112 234	49 561	NORTH YEMEN	27	290	130
ICELAND	404	2 227	997	SOUTH YEMEN	70	3 449	1 494
FAROE IS	30	77	31	AFGHANISTAN	10	419	194
NORWAY	6 239	64 342	28 433	PAKISTAN	1 011	24 669	11 193
SWEDEN	8 101	61 661	27 463	INDIA	175	3 760	1 656
FINLAND	4 700	59 551	26 352	BANGLADESH	551	5 876	2 744
SWITZERLAND	20 110	144 040	63 936	SRI LANKA	131	1 628	698
AUSTRIA	60 470	336 593	148 996	BURMA	5	201	91
PORTUGAL	39 171	151 074	66 908	THAILAND	347	4 084	1 854
SPAIN	28 443	138 051	61 564	INDONESIA	2 850	27 154	11 970
ANDORRA	144	910	390	MALAYSIA	2 174	17 820	8 075
GIBRALTAR	7	81	35	BRUNEI	34	927	418
MALTA	121	973	439	SINGAPORE	6 030	35 926	16 124
YUGOSLAVIA	3 370	53 395	23 689	PHILIPPINES	5 898	157 010	70 128
TURKEY	2 297	22 015	9 712	P REP CHINA	2 258	10 703	4 690
USSR	409	8 833	3 900	NORTH KOREA	35	707	315
POLAND	2 034	13 466	6 063	SOUTH KOREA	757	14 056	6 233
CZECHOSLOVA	331	8 337	3 606	JAPAN	1 279	10 652	4 748
HUNGARY	1 538	13 679	6 080	TAIWAN	6 263	44 406	20 169
ROMANIA	89	1 552	688	HONG KONG	8 017	78 245	34 836
BULGARIA	249	5 093	2 249	AUSTRALIA	3 924	68 628	30 170
ALBANIA	20	1 057	474	NEW ZEALAND	39	789	361
CANARY IS	236	1 013	441	FR POLYNESIA	31	89	41
MOROCCO	1 502	8 733	3 923	771 ELECTRIC POWER MACHY NES			
CEUTA MEL	99	255	118	IMPORTS	330 086	563 943	249 759
ALGERIA	2 827	26 883	11 963	FRANCE	65 272	86 894	38 754
TUNISIA	5 284	23 528	10 433	BELGIUM LUX	64 795	52 174	23 231
LIBYA	14 561	179 033	79 842	NETHERLANDS	26 035	27 202	12 024
EGYPT	1 914	19 393	8 828	ITALY	18 535	24 392	10 695
SUDAN	896	10 718	5 010	UNTD KINGDOM	5 604	20 670	9 214
MALI	155	1 111	463	IRISH REP	1 523	3 954	1 755
UPPER VOLTA	6	169	78	DENMARK	1 239	4 409	1 942
NIGER	76	930	397	GREECE	211	811	356
CAPE VERDE	12	93	47	NORWAY	959	3 711	1 625
SENEGAL	5	132	57	SWEDEN	4 999	9 726	4 329
GAMBIA	6	173	78	FINLAND	10 400	5 611	2 455
SIERRA LEONE	11	361	160	SWITZERLAND	19 106	39 394	17 344
LIBERIA	66	652	279	AUSTRIA	26 070	70 344	31 258
IVORY COAST	86	1 298	556	PORTUGAL	2 555	6 643	2 955
GHANA	149	1 439	659	SPAIN	10 806	13 023	5 795
TOGO	9	169	77	MALTA	433	3 657	1 588
BENIN	22	116	49	YUGOSLAVIA	29 083	12 246	5 436
NIGERIA	2 666	66 160	28 829	POLAND	4 969	1 776	795
CAMEROON	34	416	181	HUNGARY	4 247	3 613	1 603
GABON	8	159	69	ROMANIA	6	813	404
CONGO	10	151	65	BULGARIA	197	1 844	805
ZAIRE	50	972	438	TUNISIA	267	2 794	1 246
RWANDA	8	147	66	REP S AFRICA	159	167	74
BURUNDI	17	262	114	USA	10 527	96 525	42 589
ANGOLA	301	1 753	787	CANADA	2 752	5 464	2 387
ETHIOPIA	9	348	151	MEXICO	19	283	126
SOMALIA	7	211	92	BRAZIL	19	137	61
KENYA	305	4 852	2 194	ISRAEL	865	4 955	2 188
UGANDA	68	2 220	948	SAUDI ARABIA	91	100	46
TANZANIA	69	2 058	895	KUWAIT	9	69	30
MOZAMBIQUE	54	716	319				

6 IMPORTS AND EXPORTS (SPECIAL TRADE) BY GROUPS OF THE SITC-REV. II AND BY COUNTRIES OF PRODUCTION AND CONSUMPTION 1981

GROUP COUNTRY	DT = 100 KG	1 000 DM	1 000 \$	GROUP COUNTRY	DT = 100 KG	1 000 DM	1 000 \$
ARAB EMIRAT	122	146	66	WEST SAMOA	100	89	41
INDIA	240	284	128	772 SWITCHGEAR ETC & PTS NES			
MALAYSIA	96	648	296				
SINGAPORE	231	2 230	994				
P REP CHINA	92	107	44				
JAPAN	9 312	39 860	17 536				
TAIWAN	2 826	4 991	2 204				
HONG KONG	5 164	11 879	5 229				
EXPORTS	913 693	1 396 470	617 738	IMPORTS	355 831	2 341 124	1 037 776
FRANCE	39 570	111 919	49 685	FRANCE	74 282	370 277	164 505
BELGIUM LUX	44 129	58 976	26 160	BELGIUM LUX	19 628	131 422	58 342
NETHERLANDS	71 799	96 577	42 807	NETHERLANDS	33 214	157 498	70 007
ITALY	41 849	97 404	43 329	ITALY	30 725	114 078	50 654
UNTD KINGDOM	32 606	76 690	34 553	UNTD KINGDOM	13 927	125 099	55 503
IRISH REP	9 567	7 421	3 376	IRISH REP	1 787	18 941	8 328
DENMARK	26 778	26 203	11 488	DENMARK	3 865	26 127	11 601
GREECE	5 508	7 975	3 578	GREECE	7 750	20 905	9 238
ICELAND	1 315	1 075	448	NORWAY	3 800	13 949	6 189
NORWAY	6 571	13 513	6 055	SWEDEN	8 579	24 755	11 015
SWEDEN	28 101	47 231	20 923	FINLAND	648	2 255	1 007
FINLAND	7 392	12 542	5 501	SWITZERLAND	30 596	324 097	143 591
SWITZERLAND	33 338	69 212	30 644	AUSTRIA	24 158	150 783	66 803
AUSTRIA	39 355	74 657	33 056	PORTUGAL	6 642	52 284	23 244
PORTUGAL	8 554	8 012	3 594	SPAIN	11 190	41 543	18 424
SPAIN	17 833	59 567	26 428	ANDORRA	103	2 627	1 192
MALTA	83	161	70	MALTA	423	1 552	681
YUGOSLAVIA	4 651	10 793	4 794	YUGOSLAVIA	10 597	15 481	6 896
TURKEY	836	3 199	1 418	TURKEY	394	429	187
USSR	524	2 658	1 176	POLAND	2 779	7 504	3 352
POLAND	507	1 667	746	CZECHOSLOVA	236	221	95
CZECHOSLOVA	333	1 433	631	HUNGARY	3 953	6 692	2 965
HUNGARY	2 899	7 261	3 210	ROMANIA	170	298	134
ROMANIA	354	2 924	1 320	BULGARIA	449	2 451	1 099
BULGARIA	1 662	2 469	1 088	TUNISIA	3 328	19 988	8 882
MOROCCO	82	216	96	REP S AFRICA	123	968	423
ALGERIA	9 047	7 291	3 094	USA	25 796	444 935	196 527
TUNISIA	544	2 375	1 053	CANADA	1 612	4 836	2 119
LIBYA	26 252	31 883	13 974	MEXICO	177	3 396	1 500
EGYPT	14 304	13 438	6 202	COSTA RICA	324	2 880	1 289
SUDAN	52	150	68	BRAZIL	859	5 473	2 440
REP GUINEA	325	768	382	ISRAEL	467	2 540	1 134
LIBERIA	84	200	83	BAHRAIN	26	293	131
GHANA	187	369	158	INDIA	261	970	430
NIGERIA	10 176	11 896	5 189	THAILAND	23	177	79
CONGO	58	69	32	MALAYSIA	2 249	21 284	9 371
ZAIRE	28	80	35	SINGAPORE	8 277	48 890	21 729
BURUNDI	29	74	34	PHILIPPINES	10	101	42
ANGOLA	755	893	390	SOUTH KOREA	2 326	7 850	3 445
ETHIOPIA	296	204	94	JAPAN	16 893	145 816	64 650
KENYA	2 134	1 251	556	TAIWAN	2 451	13 691	6 012
TANZANIA	354	436	194	HONG KONG	573	4 383	1 925
ZAMBIA	76	418	182	AUSTRALIA	74	651	290
REP S AFRICA	10 337	24 507	10 812	EXPORTS	1 188 254	5 777 109	2 560 795
USA	19 116	46 377	20 421	FRANCE	88 388	650 228	288 640
CANADA	3 072	7 533	3 299	BELGIUM LUX	69 775	285 350	126 886
MEXICO	7 107	13 308	5 845	NETHERLANDS	111 573	440 724	195 738
GUATEMALA	77	196	83	ITALY	75 197	446 206	198 353
EL SALVADOR	77	79	34	UNTD KINGDOM	53 347	350 677	154 996
NICARAGUA	45	78	34	IRISH REP	9 825	29 242	12 955
COSTA RICA	946	1 187	508	DENMARK	21 389	114 101	50 634
TRINIDAD TOB	24	85	39	GREECE	16 867	60 804	26 945
COLOMBIA	2 429	4 834	2 166	ICELAND	1 415	4 655	2 059
VENEZUELA	4 194	6 040	2 711	NORWAY	27 424	118 828	52 747
ECUADOR	2 700	3 112	1 394	SWEDEN	55 055	243 535	108 385
PERU	1 006	1 360	608	FINLAND	16 397	80 319	35 713
BRAZIL	12 460	28 234	12 684	SWITZERLAND	54 305	337 175	149 729
CHILE	1 389	1 595	697	AUSTRIA	85 217	394 990	175 448
BOLIVIA	67	160	64	PORTUGAL	9 859	57 957	25 830
PARAGUAY	214	314	135	SPAIN	28 684	133 387	59 075
URUGUAY	6	80	33	ANDORRA	19	410	179
ARGENTINA	2 281	9 000	3 971	MALTA	447	1 241	536
CYPRUS	200	293	123	YUGOSLAVIA	10 787	76 520	33 840
LEBANON	1 831	1 024	459	TURKEY	4 205	28 512	12 559
SYRIA	8 347	8 934	3 927	USSR	1 564	24 139	10 812
IRAQ	11 691	14 951	6 594	POLAND	2 974	22 022	9 606
IRAN	30 164	33 256	14 584	CZECHOSLOVA	1 049	10 528	4 620
ISRAEL	3 771	4 444	1 967	HUNGARY	5 584	51 957	22 984
JORDAN	1 283	1 413	607	ROMANIA	892	11 726	5 171
SAUDI ARABIA	193 099	212 047	92 734	BULGARIA	678	6 700	2 952
KUWAIT	49 643	27 013	11 866	ALBANIA	9	258	111
QATAR	438	355	160	CANARY IS	300	1 363	605
ARAB EMIRAT	2 176	3 202	1 432	MOROCCO	338	1 824	800
OMAN	52	182	76	ALGERIA	12 443	37 327	16 619
NORTH YEMEN	168	133	64	TUNISIA	5 613	19 779	8 778
AFGHANISTAN	4 492	2 169	953	LIBYA	34 044	122 273	53 829
PAKISTAN	12 323	9 889	4 331	EGYPT	10 517	39 746	17 642
INDIA	911	3 385	1 520	SUDAN	385	1 816	803
BANGLADESH	376	974	419	MALI	75	155	69
SRI LANKA	573	494	224	SENEGAL	5	99	42
BURMA	65	100	43	REP GUINEA	147	271	126
THAILAND	5 564	4 614	2 059	SIERRA LEONE	70	296	128
INDONESIA	5 378	6 389	2 803	LIBERIA	124	747	323
MALAYSIA	3 101	3 227	1 419	IVORY COAST	56	343	156
SINGAPORE	7 524	8 775	3 939	GHANA	244	1 411	623
PHILIPPINES	3 092	5 890	2 533	TOGO	172	627	267
P REP CHINA	33	208	94	BENIN	22	183	73
SOUTH KOREA	2 276	4 731	2 003	NIGERIA	8 293	28 319	12 497
JAPAN	226	2 106	917	CAMEROON	58	235	98
TAIWAN	1 117	2 713	1 169	GABON	26	821	361
HONG KONG	1 025	1 790	798	CONGO	22	91	38
MACAO	925	462	207	ZAIRE	28	252	110
AUSTRALIA	2 689	8 504	3 770	RWANDA	124	387	164
				BURUNDI	218	525	233
				ANGOLA	541	1 875	844
				ETHIOPIA	298	1 291	559

€ IMPORTS AND EXPORTS (SPECIAL TRADE) BY GROUPS OF THE SITC-REV. II AND BY COUNTRIES OF PRODUCTION AND CONSUMPTION 1981

GROUP COUNTRY	DT = 100 KG	1 000 DM	1 000 \$	GROUP COUNTRY	DT = 100 KG	1 000 DM	1 000 \$
KENYA	412	1 950	884	USA	12 932	74 160	32 706
UGANDA	5	92	40	CANADA	169	574	248
TANZANIA	2 055	3 098	1 333	MEXICO	2	72	33
SEYCHELLES	31	115	50	BRAZIL	107	858	377
MOZAMBIQUE	8	189	86	ARGENTINA	7	88	39
MADAGASCAR	67	237	106	ISRAEL	309	1 628	717
MAURITIUS	24	83	33	INDIA	36	211	92
ZAMBIA	143	1 187	534	MALAYSIA	7	130	58
ZIMBABWE	344	2 054	892	SINGAPORE	128	135	59
REP S AFRICA	21 776	110 782	49 047	SOUTH KOREA	80	170	76
SWAZILAND	9	71	31	JAPAN	5 988	13 455	5 958
LESOTHO	7	133	58	TAIWAN	2 708	4 290	1 888
USA	20 502	190 622	84 142	HONG KONG	415	495	216
CANADA	4 851	27 715	12 254	AUSTRALIA	458	664	293
MEXICO	17 459	67 353	30 084				
GUATEMALA	440	1 953	876	EXPORTS	1 974 874	1 674 441	743 695
REP HONDURAS	53	165	71	FRANCE	123 466	121 386	53 991
EL SALVADOR	84	632	280	BELGIUM LUX	121 539	130 307	57 977
NICARAGUA	168	1 421	626	NETHERLANDS	300 376	223 297	99 628
COSTA RICA	880	4 321	1 896	ITALY	38 254	50 944	22 709
PANAMA	11	92	43	UNITD KINGDOM	47 664	68 927	30 640
CUBA	173	1 038	491	IRISH REP	28 540	22 598	10 019
REP HAITI	1 294	1 122	481	DENMARK	43 048	41 213	18 285
DOMINIC REP	22	168	74	GREECE	10 902	9 238	4 097
TRINIDAD TOB	19	231	100	ICELAND	2 372	1 547	679
METH ANTILL	210	761	334	NORWAY	18 889	23 669	10 557
COLOMBIA	5 887	18 398	8 146	SWEDEN	63 429	59 895	26 667
VENEZUELA	8 580	43 508	19 301	FINLAND	7 114	9 091	4 038
SURINAM	214	726	321	SWITZERLAND	55 887	69 311	30 780
ECUADOR	367	1 578	704	AUSTRIA	103 224	81 751	36 294
PERU	1 817	8 313	3 626	PORTUGAL	9 519	11 464	5 011
BRAZIL	12 523	58 200	25 624	SPAIN	11 506	22 749	10 050
CHILE	1 985	11 067	4 934	MALTA	153	252	116
BOLIVIA	235	831	364	YUGOSLAVIA	9 369	12 080	5 322
PARAGUAY	690	2 553	1 120	TURKEY	7 348	8 371	3 775
URUGUAY	329	1 500	668	USSR	17 942	11 651	5 187
ARGENTINA	8 754	53 590	23 695	POLAND	20 050	10 990	5 074
CYPRUS	835	3 088	1 332	CZECHOSLOVA	6 748	7 388	3 320
LEBANON	2 430	6 652	3 007	HUNGARY	7 407	9 466	4 191
SYRIA	7 337	22 983	10 422	ROMANIA	4 704	4 173	1 782
IRAQ	21 855	57 703	25 427	BULGARIA	4 708	3 852	1 705
IRAN	20 265	69 842	30 594	ALBANIA	1 415	1 088	476
ISRAEL	6 754	41 429	18 470	CANARY IS	74	185	77
JORDAN	3 626	10 145	4 540	MOROCCO	369	320	141
SAUDI ARABIA	72 599	229 136	100 818	ALGERIA	12 157	11 463	5 184
KUWAIT	26 272	68 663	30 349	TUNISIA	5 740	3 481	1 525
BAHRAIN	251	1 339	582	LIBYA	78 565	48 786	21 647
QATAR	368	1 470	648	EGYPT	27 744	21 100	9 498
ARAB EMIRAT	13 724	41 441	18 249	SUDAN	384	482	220
OMAN	801	2 716	1 195	CHAD	170	134	59
NORTH YEMEN	444	1 922	821	REP GUINEA	154	284	139
SOUTH YEMEN	738	1 974	912	SIERRA LEONE	960	724	358
AFGHANISTAN	1 358	1 532	667	LIBERIA	1 110	856	372
PAKISTAN	3 677	15 354	6 752	GHANA	2 175	1 774	750
INDIA	4 097	26 181	11 509	TOGO	530	310	130
BANGLADESH	317	1 608	714	NIGERIA	29 418	28 803	12 583
SRI LANKA	475	1 413	649	CAMEROON	135	111	49
BURMA	277	2 117	949	GABON	198	151	70
THAILAND	2 513	9 227	4 158	ZAIRE	487	332	144
INDONESIA	7 231	25 023	10 960	RWANDA	733	567	243
MALAYSIA	3 044	19 228	8 550	BURUNDI	1 063	425	200
BRUNEI	61	413	178	ANGOLA	231	282	127
SINGAPORE	12 914	61 353	27 201	ETHIOPIA	2 663	1 384	603
PHILIPPINES	1 691	7 072	3 182	SOMALIA	72	102	46
P REP CHINA	668	4 768	2 111	KENYA	236	211	95
NORTH KOREA	5	136	59	TANZANIA	235	172	76
SOUTH KOREA	3 840	21 756	9 443	MOZAMBIQUE	70	211	86
JAPAN	6 029	51 813	22 955	MADAGASCAR	329	186	86
TAIWAN	2 203	15 352	6 820	ZAMBIA	40	126	54
HONG KONG	3 327	15 350	6 891	ZIMBABWE	168	235	108
MACAO	53	182	82	REP S AFRICA	22 431	25 586	11 350
AUSTRALIA	15 938	70 355	31 136	USA	20 814	22 414	10 114
NEW ZEALAND	463	3 136	1 380	CANADA	399	603	260
WEST SAMOA	79	404	180	MEXICO	4 303	5 169	2 287
FR POLYNESIA	9	91	39	GUATEMALA	583	465	204
				REP HONDURAS	169	121	52
773 ELECTR DISTRIBUTING MACH				EL SALVADOR	1 114	1 072	490
IMPORTS	708 549	676 231	299 898	NICARAGUA	2 051	1 983	885
FRANCE	94 064	77 492	34 500	COSTA RICA	1 152	793	342
BELGIUM LUX	132 457	74 980	33 286	TRINIDAD TOB	2 274	983	447
NETHERLANDS	57 527	40 782	18 117	METH ANTILL	1 026	604	263
ITALY	135 122	88 663	39 350	COLOMBIA	856	908	404
UNITD KINGDOM	13 592	58 312	25 893	VENEZUELA	2 150	2 831	1 275
IRISH REP	9 625	21 298	9 340	SURINAM	519	281	121
DENMARK	5 295	4 908	2 183	ECUADOR	278	372	171
GREECE	171	2 599	1 167	PERU	1 650	1 593	698
NORWAY	3 024	2 892	1 306	BRAZIL	3 130	4 828	2 138
SWEDEN	31 407	24 639	10 828	CHILE	1 135	975	441
FINLAND	7 631	4 178	1 827	BOLIVIA	661	1 975	887
SWITZERLAND	19 984	35 229	15 540	PARAGUAY	1 951	2 222	1 022
AUSTRIA	59 684	57 262	25 537	URUGUAY	6 096	2 530	1 113
PORTUGAL	9 364	18 837	8 381	ARGENTINA	5 996	6 032	2 652
SPAIN	9 458	17 391	7 719	CYPRUS	103	118	50
MALTA	110	257	114	LEBANON	7 059	2 559	1 134
YUGOSLAVIA	56 046	30 743	13 667	SYRIA	21 845	11 196	4 920
TURKEY	1 743	902	393	IRAQ	88 138	51 609	22 673
USSR	933	243	107	IRAN	80 938	44 002	19 495
POLAND	805	965	426	ISRAEL	19 220	12 642	5 679
CZECHOSLOVA	10 471	2 184	948	JORDAN	7 041	6 125	2 726
HUNGARY	559	1 271	563	SAUDI ARABIA	270 939	174 486	77 682
ROMANIA	20 810	5 105	2 347	KUWAIT	32 064	29 538	12 760
TUNISIA	5 300	8 030	3 549	BAHRAIN	2 270	975	433
				QATAR	4 465	2 609	1 137

## 6 IMPORTS AND EXPORTS (SPECIAL TRADE) BY GROUPS OF THE SITC-REV. II AND BY COUNTRIES OF PRODUCTION AND CONSUMPTION 1981

GROUP COUNTRY	DT = 100 KG	1 000 DM	1 000 \$	GROUP COUNTRY	DT = 100 KG	1 000 DM	1 000 \$
ARAB EMIRAT	36 188	19 385	8 468	USA	16 762	226 043	98 775
OMAN	2 594	1 942	827	CANADA	1 631	16 938	7 477
NORTH YEMEN	883	1 059	451	MEXICO	1 591	36 120	15 733
SOUTH YEMEN	306	998	467	GUATEMALA	95	880	375
AFGHANISTAN	7 394	4 530	2 029	NICARAGUA	14	337	143
PAKISTAN	6 947	4 396	1 983	COSTA RICA	95	1 209	524
INDIA	4 646	5 356	2 359	PANAMA	12	259	121
BANGLADESH	336	564	259	CUBA	339	3 005	1 422
SRI LANKA	1 289	599	258	COLOMBIA	264	5 230	2 340
BURMA	643	814	365	VENEZUELA	820	10 357	4 559
THAILAND	3 136	4 875	1 999	ECUADOR	166	2 058	946
INDONESIA	8 109	6 536	2 858	PERU	19	548	243
MALAYSIA	6 563	3 711	1 625	BRAZIL	560	11 718	5 203
BRUNEI	1 376	839	370	CHILE	310	5 375	2 350
SINGAPORE	7 133	8 377	3 730	BOLIVIA	67	1 554	660
PHILIPPINES	15 115	22 807	10 054	PARAGUAY	96	1 842	818
P. REP. CHINA	1 004	1 790	811	URUGUAY	42	611	275
NORTH KOREA	2 310	2 196	1 006	ARGENTINA	1 396	25 187	10 968
SOUTH KOREA	1 405	1 454	654	CYPRUS	2	98	42
JAPAN	469	1 547	678	LEBANON	28	723	318
TAIWAN	6 652	5 934	2 642	SYRIA	112	2 140	895
HONG KONG	9 870	7 806	3 434	IRAQ	659	10 542	4 853
AUSTRALIA	3 476	6 051	2 694	IRAN	445	8 265	3 568
NEW ZEALAND	114	302	128	ISRAEL	227	5 833	2 583
				JORDAN	47	1 176	544
				SAUDI ARABIA	1 300	26 514	11 216
				KUWAIT	193	3 644	1 587
				BAHRAIN	28	487	210
				QATAR	276	5 475	2 407
				ARAB EMIRAT	485	13 017	6 150
				OMAN	216	4 765	2 109
				NORTH YEMEN	73	1 034	453
				PAKISTAN	397	4 284	1 861
				INDIA	483	6 351	2 751
				BANGLADESH	103	1 313	583
				BURMA	1	75	34
				THAILAND	106	1 447	642
				VIETNAM	61	610	302
				INDONESIA	523	9 092	3 839
				MALAYSIA	290	5 340	2 437
				SINGAPORE	329	4 631	2 118
				PHILIPPINES	19	487	214
				MONGOL P. REP.	2	69	34
				P. REP. CHINA	208	5 063	2 270
				SOUTH KOREA	371	6 089	2 671
				JAPAN	2 115	37 960	17 033
				TAIWAN	226	3 131	1 386
				HONG KONG	70	1 055	461
				AUSTRALIA	571	8 628	3 722
				NEW ZEALAND	131	1 769	745
774 ELECTRO-MEDCL, XRAY EQUIP				775 HOUSEHOLD TYPE EQUIP NES			
IMPORTS	34 841	541 125	240 789	IMPORTS	1 798 301	1 625 120	721 799
FRANCE	2 917	42 647	19 018	FRANCE	206 181	245 545	109 298
BELGIUM LUX	3 909	33 842	15 097	BELGIUM LUX	35 729	40 818	18 019
NETHERLANDS	7 828	106 195	47 490	NETHERLANDS	59 991	81 734	36 375
ITALY	2 752	21 358	9 479	ITALY	795 417	539 215	239 183
UNTD KINGDOM	879	20 927	9 261	UNTD KINGDOM	28 460	50 480	22 630
IRISH REP	137	315	150	IRISH REP	36 825	86 918	38 991
DENMARK	518	10 627	4 721	DENMARK	21 716	16 279	7 241
NORWAY	4	108	49	GREECE	658	514	225
SWEDEN	2 346	39 244	17 479	NORWAY	2 284	3 721	1 651
FINLAND	2 168	12 283	5 581	SWEDEN	15 084	23 281	10 407
SWITZERLAND	1 653	31 596	14 075	FINLAND	2 139	1 797	802
AUSTRIA	1 000	14 247	6 368	SWITZERLAND	43 098	80 079	35 542
SPAIN	337	935	413	AUSTRIA	164 491	148 703	66 149
YUGOSLAVIA	377	2 330	1 046	PORTUGAL	367	486	217
USSR	5	121	55	SPAIN	26 909	23 219	10 300
HUNGARY	84	371	160	MALTA	450	2 317	1 038
ROMANIA	114	100	43	YUGOSLAVIA	196 995	87 405	39 037
REP. S. AFRICA	9	156	73	TURKEY	1 506	626	270
USA	5 185	153 428	67 871	USSR	7 788	2 096	920
CANADA	102	935	426	POLAND	12 508	7 365	3 273
ISRAEL	39	1 400	612	CZECHOSLOV	2 463	1 536	679
KUWAIT	6	110	47	HUNGARY	57 416	26 159	11 542
OMAN	7	180	85	ROMANIA	7 870	3 332	1 456
JAPAN	2 389	46 550	20 705	USA	14 730	38 229	16 733
AUSTRALIA	16	481	203	CANADA	366	1 246	548
EXPORTS	84 830	1 278 855	563 589	MEXICO	37	80	40
FRANCE	6 804	89 298	39 620	ISRAEL	37	167	74
BELGIUM LUX	3 590	65 427	28 819	SINGAPORE	6 256	9 186	4 093
NETHERLANDS	6 592	83 245	36 749	JAPAN	31 190	63 839	28 064
ITALY	4 225	63 718	28 313	TAIWAN	501	851	380
UNTD KINGDOM	4 403	65 157	29 187	HONG KONG	18 660	37 639	16 513
IRISH REP	237	4 018	1 813	EXPORTS	2 837 812	3 360 425	1 494 639
DENMARK	836	13 889	6 127	FRANCE	607 901	645 083	287 115
GREECE	330	4 532	2 045	BELGIUM LUX	317 390	348 562	155 313
ICELAND	111	915	417	NETHERLANDS	340 618	371 090	165 679
NORWAY	528	7 408	3 265	ITALY	190 673	234 751	105 117
SWEDEN	2 453	28 999	12 966	UNTD KINGDOM	171 561	245 258	116 702
FINLAND	786	8 924	3 953	IRISH REP	30 031	36 908	16 497
SWITZERLAND	3 711	42 292	18 738	DENMARK	51 578	63 627	28 232
AUSTRIA	3 073	40 726	17 950	GREECE	62 164	61 234	27 267
PORTUGAL	481	7 866	3 417	ICELAND	3 363	4 292	1 894
SPAIN	1 752	23 462	10 289	FAROE IS	159	202	89
YUGOSLAVIA	1 899	32 451	14 228	NORWAY	94 309	103 351	46 008
TURKEY	811	7 670	3 373	SWEDEN	116 822	132 630	58 969
USSR	1 439	25 879	11 247	FINLAND	36 495	48 130	21 355
POLAND	297	13 399	5 866	SWITZERLAND	198 764	247 141	110 091
CZECHOSLOV	485	12 144	5 310	AUSTRIA	267 652	300 738	133 717
HUNGARY	279	8 106	3 558				
ROMANIA	412	8 946	3 983				
BULGARIA	572	12 363	5 374				
ALBANIA	7	96	43				
CANARY IS	17	232	102				
MOROCCO	162	2 882	1 258				
ALGERIA	361	7 071	3 016				
TUNISIA	148	2 589	1 173				
LIBYA	337	11 740	5 157				
EGYPT	695	12 348	5 437				
SUDAN	10	127	56				
REP. GUINEA	33	257	108				
LIBERIA	49	1 170	563				
NIGERIA	264	3 863	1 740				
CONGO	16	1 156	465				
ZAIRE	32	417	189				
ANGOLA	62	1 213	532				
ETHIOPIA	15	84	39				
KENYA	405	6 456	2 838				
UGANDA	46	1 233	571				
TANZANIA	6	109	48				
SEYCHELLES	10	91	41				
MOZAMBIQUE	4	79	33				
MADAGASCAR	33	524	247				
ZIMBABWE	9	191	81				
REP. S. AFRICA	1 592	23 044	9 976				

## 6 IMPCRTS AND EXPORTS (SPECIAL TRADE) BY GROUPS OF THE SITC-REV. II AND BY COUNTRIES OF PRODUCTION AND CONSUMPTION 1981

GROUP COUNTRY	DT = 100 K6	1 000 DM	1 000 \$	GROUP COUNTRY	DT = 100 K6	1 000 DM	1 000 \$
PORTUGAL	26 946	26 365	11 886	DENMARK	282	3 813	1 684
SPAIN	40 958	48 185	21 556	GREECE	201	139	59
ANDORRA	481	1 573	686	NORWAY	14	239	107
GIBRALTAR	37	100	43	SWEDEN	104	5 440	2 400
MALTA	1 717	2 544	1 128	FINLAND	5	332	149
YUGOSLAVIA	24 257	31 249	13 877	SWITZERLAND	2 393	39 976	17 658
TURKEY	3 933	6 145	2 691	AUSTRIA	3 292	129 974	57 505
USSR	217	1 149	523	PORTUGAL	2 711	44 256	19 798
POLAND	1 391	3 002	1 375	SPAIN	1 309	4 184	1 866
CZECHOSLOVA	599	2 083	900	YUGOSLAVIA	490	5 004	2 214
HUNGARY	3 155	5 538	2 426	USSR	31	137	58
ROMANIA	1 801	1 897	820	CZECHOSLOVA	417	119	51
BULGARIA	1 410	1 528	673	HUNGARY	413	1 854	845
CANARY IS	1 129	2 262	1 016	ROMANIA	29	247	110
MOROCCO	120	224	99	TUNISIA	17	1 090	481
CEUTA MEL	77	303	131	LIBYA	1	79	33
ALGERIA	358	1 037	457	MAURITIUS	1	68	31
TUNISIA	175	356	156	USA	48 524	725 279	322 253
LIBYA	10 675	21 595	9 315	CANADA	5 555	17 478	7 750
EGYPT	5 113	4 928	2 227	MEXICO	16	888	391
UPPER VOLTA	164	128	59	EL SALVADOR	66	2 679	1 191
NIGER	241	190	83	BRAZIL	320	11 656	5 070
LIBERIA	91	175	76	ARGENTINA	48	733	308
IVORY COAST	255	289	135	IRAN	30	1 350	583
GHANA	211	275	123	ISRAEL	3	151	63
NIGERIA	1 232	2 067	925	INDIA	41	328	153
CAMEROON	91	160	67	THAILAND	1	201	88
GABON	243	312	139	MALAYSIA	2 937	183 009	80 794
ZAIRE	141	278	114	SINGAPORE	5 599	189 086	83 984
BURUNDI	86	129	52	PHILIPPINES	944	62 092	27 520
ANGOLA	54	123	60	SOUTH KOREA	247	8 962	4 003
ETHIOPIA	59	97	42	JAPAN	134 574	399 111	177 630
JIBUTI	112	94	40	TAIWAN	2 964	93 044	40 928
KENYA	158	311	133	HONG KONG	904	35 641	15 814
UGANDA	36	85	37	AUSTRALIA		104	41
TANZANIA	83	131	57	EXPORTS	452 771	2 317 248	1 029 536
SEYCHELLES	62	70	31	FRANCE	62 566	367 288	164 129
REUNION	245	329	140	BELGIUM LUX	10 436	59 435	26 569
ZAMBIA	15	97	42	NETHERLANDS	101 481	194 724	86 568
ZIMBABWE	960	804	353	ITALY	53 035	328 714	145 326
REP S AFRICA	36 126	42 011	18 636	UNITD KINGDOM	46 202	197 297	87 484
USA	19 707	40 879	18 087	IRISH REP	230	6 046	2 691
CANADA	3 181	8 358	3 646	DENMARK	5 070	30 225	13 383
MEXICO	308	925	416	GREECE	18 076	31 252	13 832
COSTA RICA	177	346	160	ICELAND	4	142	65
PANAMA	24	134	59	NORWAY	406	8 292	3 634
GUADELOUPE	703	655	285	SWEDEN	2 690	22 205	9 920
MARTINIQUE	279	331	145	FINLAND	4 588	24 052	10 648
NETH ANTILL	29	137	60	SWITZERLAND	2 731	70 029	31 009
COLOMBIA	200	265	115	AUSTRIA	25 799	156 013	60 474
VENEZUELA	2 454	6 487	2 823	PORTUGAL	2 467	43 639	19 343
ECUADOR	91	149	66	SPAIN	58 612	69 604	31 227
PERU	1 390	1 938	848	ANDORRA		232	101
BRAZIL	262	1 178	496	YUGOSLAVIA	8 980	30 014	13 339
CHILE	8 703	12 472	5 473	TURKEY	536	9 576	4 263
BOLIVIA	142	205	86	USSR	23	2 753	1 227
PARAGUAY	195	337	149	POLAND	107	2 580	1 140
URUGUAY	696	1 168	508	CZECHOSLOVA	73	2 233	983
ARGENTINA	6 561	13 859	6 205	HUNGARY	498	25 578	11 345
CYPRUS	4 331	5 142	2 284	ROMANIA	76	2 493	1 107
LEBANON	2 179	2 806	1 232	BULGARIA	2 050	6 685	3 028
SYRIA	2 311	4 227	1 859	ALBANIA	2	76	35
IRAQ	27 480	26 452	11 868	CANARY IS	7	84	34
IRAN	10 105	13 057	6 020	MOROCCO	483	1 272	565
ISRAEL	14 971	14 901	6 578	ALGERIA	18	1 482	655
JORDAN	2 396	2 615	1 148	TUNISIA	3 146	7 592	3 398
SAUDI ARABIA	10 318	18 513	8 208	LIBYA	29	2 599	1 128
KUWAIT	6 522	9 721	4 276	EGYPT	447	2 189	946
BAHRAIN	885	1 438	628	NIGERIA	23	322	143
QATAR	604	1 201	518	ANGOLA	4	265	119
ARAB EMIRAT	5 098	8 185	3 572	ZIMBABWE		240	110
OMAN	1 124	1 821	779	REP S AFRICA	1 847	21 764	9 507
NORTH YEMEN	274	664	291	USA	2 057	162 483	71 978
AFGHANISTAN	48	72	30	CANADA	123	7 454	3 317
PAKISTAN	69	161	69	MEXICO	56	5 970	2 616
INDIA	53	426	186	COSTA RICA		120	53
SRI LANKA	188	368	161	CUBA		349	163
BURMA	27	114	52	COLOMBIA	12	257	112
THAILAND	533	1 170	523	VENEZUELA	9	1 676	754
INDONESIA	1 820	1 762	775	ECUADOR		139	62
MALAYSIA	611	1 254	563	PERU	3	146	63
SINGAPORE	1 871	5 076	2 252	BRAZIL	559	20 814	9 357
PHILIPPINES	981	949	416	CHILE	2	439	192
P REP CHINA	68	122	50	PARAGUAY	18	456	200
SOUTH KOREA	40	107	48	URUGUAY	10	350	155
JAPAN	4 851	27 674	12 276	ARGENTINA	10 725	25 248	11 200
TAIWAN	173	458	196	CYPRUS	11	118	52
HONG KONG	7 124	14 615	6 523	LEBANON	6	411	173
AUSTRALIA	28 938	27 544	12 473	SYRIA	3 646	8 352	3 829
PAPUA NEW G	14	107	48	IRAQ	86	1 789	802
NEW ZEALAND	1 255	2 894	1 287	IRAN	7 808	14 601	6 353
NEW CALEDON	135	188	82	ISRAEL	4 154	8 635	3 894
FR POLYNESIA	228	277	117	JORDAN	6	124	50
776 TRANSISTOPS, VALVES, ETC				SAUDI ARABIA	49	1 187	520
IMPCRTS	491 426	3 402 556	1 511 714	KUWAIT	10	466	206
FRANCE	68 286	663 071	295 285	BAHRAIN	8	68	33
BELGIUM LUX	6 007	69 917	31 406	ARAB EMIRAT	18	1 307	572
NETHERLANDS	64 433	176 645	78 369	OMAN	3	336	162
ITALY	114 057	245 827	109 065	NORTH YEMEN	6	355	160
UNITD KINGDOM	23 324	202 959	90 552	AFGHANISTAN	4	362	167
IRISH REP	743	75 059	33 273	PAKISTAN	12	707	305
				INDIA	118	4 450	1 971

## 6 IMPORTS AND EXPORTS (SPECIAL TRADE) BY GROUPS OF THE SITC-REV. II AND BY COUNTRIES OF PRODUCTION AND CONSUMPTION 1981

GROUP COUNTRY	DT = 100 KG	1 000 DM	1 000 \$	GROUP COUNTRY	DT = 100 KG	1 000 DM	1 000 \$
SRI LANKA	8	248	109	REF GUINEA	80	86	38
THAILAND	5	434	181	SIERRA LEONE	422	328	147
INDONESIA	2 395	3 859	1 730	LIBERIA	378	497	217
MALAYSIA	2 412	69 183	30 585	IVORY COAST	2 180	1 808	816
BRUNEI		113	52	GHANA	17 602	3 459	1 560
SINGAPORE	2 146	79 941	35 363	TOGO	352	430	191
PHILIPPINES	739	56 158	24 842	BENIN	595	479	204
P REP CHINA	12	1 454	698	NIGERIA	99 518	69 696	30 844
SOUTH KOREA	46	2 972	1 324	CAMEROON	1 506	1 397	611
JAPAN	1 228	66 788	29 794	GABON	1 524	1 509	655
TAIWAN	459	36 399	16 373	CONGO	1 395	1 238	544
HONG KONG	838	13 530	6 025	ZAIRE	1 337	1 640	717
AUSTRALIA	189	6 620	2 923	RWANDA	292	310	139
NEW ZEALAND	2	456	199	BURUNDI	72	171	79
778 ELECTRICAL MACHINERY NES				ANGOLA	1 348	5 400	2 364
IMPORTS				ETHIOPIA	778	1 307	561
FRANCE	225 453	311 931	138 748	KENYA	1 229	2 490	1 082
BELGIUM LUX	204 347	287 750	127 885	UGANDA	1 164	1 531	676
NETHERLANDS	1 042 222	285 464	126 382	TANZANIA	1 142	977	425
ITALY	127 946	171 835	76 496	MOZAMBIQUE	86	645	285
UNT D KINGDOM	83 478	198 465	88 215	MADAGASCAR	47	230	102
IRISH REP	1 529	6 960	3 086	REUNION	712	763	338
DENMARK	15 923	20 414	9 033	MAURITIUS	22	84	32
GREECE	13 488	8 931	3 977	ZAMBIA	546	946	415
NORWAY	10 325	6 245	2 745	ZIMBABWE	641	2 418	1 060
SWEDEN	17 895	51 306	23 021	MALAWI	7	82	34
FINLAND	1 005	4 931	2 189	REP S AFRICA	25 828	89 974	39 739
SWITZERLAND	89 454	298 959	131 961	USA	150 489	302 966	133 626
AUSTRIA	139 295	122 192	54 208	CANADA	9 417	27 516	12 201
PORTUGAL	4 061	15 799	7 039	MEXICO	12 486	26 946	12 002
SPAIN	61 866	118 836	52 534	GUATEMALA	1 509	1 754	766
YUGOSLAVIA	37 725	24 361	10 859	REP HONDURAS	28	104	40
USSR	7 617	2 073	910	EL SALVADOR	161	542	237
POLAND	45 308	11 346	5 001	NICARAGUA	512	1 729	765
CZECHOSLOVA	613	617	278	COSTA RICA	574	1 041	460
HUNGARY	12 529	20 637	9 261	PANAMA	92	253	105
ROMANIA	183	126	57	CUBA	55	286	119
BULGARIA	1 497	1 381	621	REP HAITI	128	83	37
TUNISIA	198	230	102	DOMINIC REP	219	195	82
USA	91 625	521 929	231 887	GUADELOUPE	496	507	216
CANADA	21 146	20 570	9 006	MARTINIQUE	837	666	294
MEXICO	596	5 212	2 288	JAMAICA	86	218	96
BARBADOS		155	70	TRINIDAD TOB	230	322	140
BRAZIL	5 138	14 416	6 288	NETH ANTILL	369	531	234
ARGENTINA	6	195	87	COLOMBIA	6 226	15 042	6 700
ISRAEL	452	5 296	2 310	VENEZUELA	263 186	26 867	11 864
INDIA	1 251	622	276	SURINAM	364	343	143
THAILAND	160	1 205	524	FRENCH GUIAN	306	331	143
MALAYSIA	1 423	6 221	2 765	ECUADOR	1 991	2 982	1 345
SINGAPORE	3 835	42 894	18 889	PERU	3 458	9 165	4 143
PHILIPPINES	22	206	96	BRAZIL	18 554	29 728	13 167
P REP CHINA	435	99	41	CHILE	4 616	8 726	3 871
SOUTH KOREA	5 555	13 774	6 102	BOLIVIA	331	589	270
JAPAN	99 065	250 773	111 030	PARAGUAY	1 597	2 831	1 248
TAIWAN	14 035	24 015	10 665	URUGUAY	587	1 668	735
HONG KONG	15 419	68 801	30 369	ARGENTINA	13 131	38 745	17 215
AUSTRALIA	70	530	237	CYPRUS	1 902	2 287	1 019
EXPORTS				LEBANON	7 210	6 815	3 013
FRANCE	321 095	595 082	264 523	SYRIA	4 710	7 814	3 484
BELGIUM LUX	191 882	308 660	136 958	IRAQ	52 669	70 831	31 012
NETHERLANDS	184 746	374 299	166 826	IRAN	34 564	47 429	20 566
ITALY	376 729	450 262	200 902	ISRAEL	10 640	25 497	11 284
UNT D KINGDOM	174 395	292 243	129 070	JORDAN	9 768	7 377	3 260
IRISH REP	4 904	19 321	8 570	SAUDI ARABIA	51 632	53 999	23 816
DENMARK	46 529	97 657	43 276	KUWAIT	3 449	11 459	5 017
GREECE	57 199	58 684	26 051	BAHRAIN	438	1 322	594
ICELAND	5 451	5 095	2 239	QATAR	3 418	3 325	1 429
NORWAY	74 193	94 322	41 874	ARAB EMIRAT	5 594	10 047	4 464
SWEDEN	151 712	292 032	129 972	OMAN	419	1 047	460
FINLAND	28 344	79 412	35 222	NORTH YEMEN	495	507	211
SWITZERLAND	95 023	260 871	115 816	SOUTH YEMEN	86	394	170
AUSTRIA	114 104	237 916	105 699	AFGHANISTAN	333	1 276	558
PORTUGAL	17 707	35 609	15 776	PAKISTAN	3 210	5 468	2 425
SPAIN	60 941	119 143	52 779	INDIA	2 808	14 459	6 426
ANDORRA	37	323	138	BANGLADESH	316	1 089	460
MALTA	812	1 401	622	SRI LANKA	306	779	343
YUGOSLAVIA	49 824	72 440	32 161	BURMA	76	194	83
TURKEY	34 014	37 654	16 515	THAILAND	8 494	8 647	3 792
USSR	153 262	98 670	43 732	VIETNAM	1 781	939	434
POLAND	769	5 682	2 526	INDONESIA	9 493	11 529	5 160
CZECHOSLOVA	58 295	47 357	20 854	MALAYSIA	8 879	15 298	6 787
HUNGARY	19 002	43 994	19 318	SINGAPORE	7 835	30 871	13 795
ROMANIA	4 937	10 025	4 501	PHILIPPINES	7 723	10 098	4 506
BULGARIA	28 341	23 903	10 573	P REP CHINA	283	3 481	1 528
ALBANIA	3 313	2 309	1 023	NORTH KOREA	64	367	163
CANARY IS	2 792	3 156	1 407	SOUTH KOREA	5 833	9 960	4 340
MOROCCO	928	2 631	1 150	JAPAN	7 810	40 891	18 106
CEUTA MEL	127	96	41	TAIWAN	9 225	12 060	5 336
ALGERIA	27 308	39 835	17 795	HONG KONG	6 001	19 022	8 411
TUNISIA	2 651	4 541	2 031	AUSTRALIA	31 519	74 301	32 775
LIBYA	19 254	20 933	9 073	PAPUA NEW G	42	109	47
EGYPT	27 849	33 031	14 577	NEW ZEALAND	7 095	4 897	2 154
SUDAN	866	1 509	649	SOLOMON IS	189	84	37
MAURITANIA	296	208	89	NEW CALEDON	220	421	183
UPPER VOLTA	115	97	40	FR POLYNESIA	1 532	1 233	551
NIGER	1 068	741	325	781 PASS MOTOR VEH EXC BUSES			
CAPE VERDE	219	130	55	IMPORTS			
SENEGAL	668	598	257	FRANCE	1 568 445	1 629 308	728 099
GAMBIA	204	130	55	BELGIUM LUX	2 772 017	3 287 553	1 461 030
				NETHERLANDS	77 780	72 262	32 073
				ITALY	787 593	676 213	302 242



## 6 IMPORTS AND EXPORTS (SPECIAL TRADE) BY GROUPS OF THE SITC-REV. II AND BY COUNTRIES OF PRODUCTION AND CONSUMPTION 1981

GROUP COUNTRY	DT = 100 KG	1 000 DM	1 000 \$	GROUP COUNTRY	DT = 100 KG	1 000 DM	1 000 \$
UNTD KINGDOM	125 996	152 017	68 962	BOTSWANA	138	317	141
DENMARK	22 115	24 208	10 867	SWAZILAND	54	124	52
GREECE	749	732	324	LESOTHO	73	145	64
NORWAY	256	291	133	USA	2 787 801	5 990 024	2 664 915
SWEDEN	59 687	85 308	38 049	CANADA	216 288	397 968	176 920
FINLAND	480	456	202	MEXICO	2 750	8 756	3 843
SWITZERLAND	4 179	3 548	1 571	BERMUDA	516	691	313
AUSTRIA	49 038	85 110	37 416	GUATEMALA	4 323	17 078	3 133
SPAIN	377 066	344 730	151 299	REP HONDURAS	381	736	318
YUGOSLAVIA	171	71	34	EL SALVADOR	51	100	45
TURKEY	102	82	36	NICARAGUA	213	419	187
USSR	71 031	32 555	14 473	COSTA RICA	1 057	2 101	913
POLAND	22 022	14 197	6 434	PANAMA	4 823	10 451	4 625
CZECHOSLOVA	14 314	5 343	2 377	CUBA	4 451	616	273
ROMANIA	1 398	945	400	WEST INDIES	149	155	68
ALGERIA	112	68	30	REP HAITI	620	1 221	546
NIGERIA	116	155	67	BAHAMAS	476	779	348
USA	44 016	52 847	23 967	DOMINIC REP	773	1 909	828
CANADA	617	1 097	483	AM VIRGIN IS	322	565	251
MEXICO	67 040	57 665	24 849	GUADELOUPE	3 955	5 809	2 565
BRAZIL	250	372	162	MARTINIQUE	4 165	6 403	2 816
LEBANON	43	87	40	JAMAICA	1 502	3 261	1 455
SAUDI ARABIA	240	299	134	BARBADOS	336	863	375
ARAB EMIRAT	37	99	45	TRINIDAD TOB	718	1 955	870
PHILIPPINES	78	98	42	NETH ANTILL	977	1 996	876
JAPAN	2 439 379	2 170 402	968 478	COLOMBIA	11 588	22 850	10 071
EXPORTS	21 673 439	30 848 868	13 696 675	VENEZUELA	2 020	6 251	2 737
FRANCE	2 317 761	3 035 971	1 344 402	GUYANA	167	408	182
BELGIUM LUX	4 360 861	4 647 194	2 069 909	SURINAM	497	661	284
NETHERLANDS	929 062	1 090 165	484 120	FRENCH GUIAN	1 170	2 129	929
ITALY	2 538 174	3 412 788	1 518 126	ECUADOR	4 288	8 414	3 715
UNTD KINGDOM	2 511 730	3 856 474	1 706 161	PERU	13 063	26 979	11 804
IRISH REP	197 832	236 230	104 929	BRAZIL	4 412	14 266	6 302
DENMARK	229 095	227 629	100 481	CHILE	15 730	31 127	13 779
GREECE	155 178	168 523	73 686	BOLIVIA	3 350	6 294	2 824
ICELAND	13 035	15 489	6 801	PARAGUAY	3 198	5 970	2 639
NORWAY	390 234	394 637	175 002	URUGUAY	12 603	19 622	8 648
SWEDEN	661 571	802 491	357 083	ARGENTINA	82 263	172 333	78 019
FINLAND	225 224	240 303	106 298	CYPRUS	11 478	19 740	8 683
SWITZERLAND	1 029 001	1 501 713	664 394	LEBANON	70 317	38 850	17 112
AUSTRIA	880 866	1 095 707	485 964	SYRIA	28 387	32 279	14 141
PORTUGAL	91 904	112 964	50 033	IRAQ	17 684	43 194	19 144
SPAIN	281 457	421 877	187 362	IRAN	2 641	3 679	1 643
ANDORRA	2 767	5 173	2 289	ISRAEL	100 140	123 525	54 952
GIBRALTAR	1 297	2 060	927	JORDAN	29 633	34 056	14 918
MALTA	4 460	6 997	3 108	SAUDI ARABIA	71 046	188 386	83 815
YUGOSLAVIA	164 557	198 784	89 370	KUWAIT	50 157	109 183	47 591
TURKEY	25 929	41 615	18 259	BAHRAIN	7 509	19 427	8 569
USSR	2 622	4 938	2 124	QATAR	17 358	47 803	21 140
POLAND	49 091	34 159	15 042	ARAB EMIRAT	38 760	93 554	41 116
CZECHOSLOVA	4 278	5 430	2 384	OMAN	8 397	21 413	9 431
HUNGARY	5 246	8 163	3 544	NORTH YEMEN	2 463	5 957	2 621
ROMANIA	852	1 157	507	SOUTH YEMEN	314	732	325
BULGARIA	1 751	2 702	1 156	AFGHANISTAN	132	168	74
ALBANIA	161	402	179	PAKISTAN	3 757	9 613	4 257
CANARY IS	24 643	40 090	17 683	INDIA	2 140	4 769	2 101
MOROCCO	4 041	6 602	2 925	BANGLADESH	428	1 036	467
CEUTA MEL	5 685	10 616	4 702	SRI LANKA	1 112	1 778	795
ALGERIA	9 000	17 724	8 149	NEPAL	87	154	71
TUNISIA	14 639	20 296	8 860	BURMA	405	721	319
LIBYA	22 678	33 916	14 790	THAILAND	10 167	17 493	7 767
EGYPT	117 705	109 278	47 729	LAOS	35	130	60
SUDAN	3 940	6 715	2 960	INDONESIA	12 705	24 417	10 995
MAURITANIA	368	649	289	MALAYSIA	40 997	73 562	32 754
MALI	199	308	134	BRUNEI	789	1 806	801
UPPER VOLTA	387	806	348	SINGAPORE	26 608	53 432	23 595
NIGER	675	1 453	644	PHILIPPINES	6 342	10 584	4 665
SENEGAL	1 287	2 469	1 075	P REP CHINA	499	987	439
GAMBIA	385	759	334	NORTH KOREA	6 553	12 875	5 733
GUIN BISSAU	72	83	36	SOUTH KOREA	359	1 006	447
REP GUINEA	831	1 227	543	JAPAN	242 223	500 507	224 122
SIERRA LEONE	1 264	2 139	949	TAIWAN	44 829	85 671	37 895
LIBERIA	1 045	2 186	967	HONG KONG	48 232	120 010	53 119
IVORY COAST	3 534	7 265	3 220	MACAO	28	63	30
GHANA	7 753	7 466	3 300	AUSTRALIA	80 884	186 527	82 391
TOGO	1 364	2 275	995	PAPUA NEW G	178	465	210
BENIN	875	1 678	735	NEW ZEALAND	6 201	15 937	7 026
NIGERIA	84 371	128 262	57 280	NEW CALEDON	4 762	7 171	3 190
CAMEROON	4 070	7 409	3 299	FIJI	83	191	84
CENT AFR REP	206	417	184	FR POLYNESIA	5 321	8 255	3 615
S TOME PRINC	671	1 647	726	782 LORRIES, SPCL MTR VEH NES			
GABON	1 230	2 622	1 154	IMPORTS	1 099 648	1 012 430	448 348
CONGO	725	1 509	660	FRANCE	200 260	187 185	82 839
ZAIRE	5 419	10 615	4 639	BELGIUM LUX	143 275	143 460	63 526
RWANDA	992	1 872	828	NETHERLANDS	181 424	162 751	72 294
BURUNDI	694	1 202	530	ITALY	185 274	150 268	66 088
ANGOLA	536	997	445	UNTD KINGDOM	78 162	84 482	37 378
ETHIOPIA	1 124	1 926	847	DENMARK	26 638	7 082	3 122
JIBUTI	444	1 048	451	GREECE	224	308	134
SOMALIA	535	815	369	NORWAY	1 651	2 145	914
KENYA	6 449	12 885	5 901	SWEDEN	32 069	33 611	14 864
UGANDA	1 736	3 926	1 741	FINLAND	4 951	3 881	1 735
TANZANIA	3 395	5 430	2 403	SWITZERLAND	27 023	37 088	16 476
MOZAMBIQUE	793	1 720	760	AUSTRIA	77 461	76 640	34 174
MADAGASCAR	224	305	135	SPAIN	1 656	1 632	714
REUNION	8 079	11 648	5 196	YUGOSLAVIA	958	733	336
MAURITIUS	285	446	196	POLAND	540	558	263
COMOROS	114	245	105	CZECHOSLOVA	6 112	3 399	1 499
ZAMBIA	2 376	4 420	1 970	HUNGARY	514	311	141
ZIMBABWE	2 604	5 969	2 624	ROMANIA	750	291	129
MALAWI	544	1 131	497	BULGARIA	1 220	341	155
REP S AFRICA	57 791	109 451	47 673				

## 6 IMPORTS AND EXPORTS (SPECIAL TRADE) BY GROUPS OF THE SITC-REV. II AND BY COUNTRIES OF PRODUCTION AND CONSUMPTION 1981

GROUP COUNTRY	DT = 100 KG	1 000 DM	1 000 \$	GROUP COUNTRY	DT = 100 KG	1 000 DM	1 000 \$
USA	44 253	57 110	25 212	SYRIA	213 364	101 697	44 841
CANADA	240	310	131	IRAQ	1 449 473	1 748 368	762 505
JORDAN	348	520	231	IRAN	14 529	16 027	7 077
SAUDI ARABIA	190	69	30	ISRAEL	45 787	48 910	21 884
NORTH YEMEN	690	190	83	JORDAN	142 165	124 594	54 231
JAPAN	83 381	57 803	25 769	SAUDI ARABIA	634 926	738 410	328 920
PAPUA NEW G	58	110	44	KUWAIT	150 190	169 746	74 009
EXPORTS	8 441 844	8 904 995	3 933 784	BAHRAIN	1 613	2 808	1 207
FRANCE	619 442	629 569	279 532	QATAR	39 547	49 502	21 899
BELGIUM LUX	340 556	259 139	115 759	ARAB EMIRAT	102 064	126 609	55 949
NETHERLANDS	294 249	284 060	126 686	OMAN	26 098	29 812	12 875
ITALY	762 728	794 651	352 631	NORTH YEMEN	15 392	20 474	8 903
UNITED KINGDOM	176 414	189 719	83 703	SOUTH YEMEN	42	136	67
IRISH REP	14 154	15 043	6 695	AFGHANISTAN	32 647	3 567	1 572
DENMARK	78 691	84 883	37 125	PAKISTAN	5 753	9 193	4 193
GREECE	441 023	132 585	58 421	INDIA	2 069	4 493	2 008
ICELAND	10 939	8 546	3 777	BANGLADESH	367	686	283
NORWAY	76 527	88 424	39 246	MALDIVES	108	216	96
SWEDEN	88 681	102 288	45 199	SRI LANKA	1 121	1 266	568
FINLAND	72 897	80 947	36 021	BURMA	109	265	118
SWITZERLAND	229 009	284 173	125 269	THAILAND	56	64	30
AUSTRIA	263 855	270 396	120 254	INDONESIA	75 785	77 849	36 707
PORTUGAL	67 288	73 616	32 524	MALAYSIA	42 613	46 349	19 702
SPAIN	20 340	24 289	10 666	SINGAPORE	13 242	22 560	9 657
ANDORRA	1 083	1 032	462	PHILIPPINES	3 065	3 071	1 382
YUGOSLAVIA	61 325	60 395	26 863	P. REP. CHINA	2 117	3 951	1 778
TURKEY	21 321	29 586	13 041	SOUTH KOREA	2 129	2 056	890
USSR	5 357	11 876	5 194	JAPAN	2 991	5 618	2 398
POLAND	14 440	9 480	4 484	TAIWAN	1 996	3 519	1 573
CZECHOSLOVAKIA	6 525	10 050	4 375	HONG KONG	3 213	3 322	1 482
HUNGARY	6 843	7 927	3 568	AUSTRALIA	15 141	15 933	7 160
ROMANIA	358	847	358	PAPUA NEW G	58	125	53
BULGARIA	10 032	13 882	6 041	NEW ZEALAND	2 012	2 286	986
CANARY IS	6 991	8 399	3 695	NEW CALEDON	140	162	74
MOROCCO	15 623	28 379	11 434	FR. POLYNESIA	2 681	2 752	1 226
ALGERIA	120 137	174 734	80 468	783 ROAD MOTOR VEHICLES NES			
TUNISIA	28 708	36 759	15 975	IMPORTS	132 562	130 013	57 829
LIBYA	372 688	484 370	212 847	FRANCE	23 907	22 754	10 032
EGYPT	210 727	186 868	82 210	BELGIUM LUX	35 969	32 649	14 536
SUDAN	7 477	8 053	3 732	NETHERLANDS	11 973	10 627	4 678
MAURITANIA	6 706	8 853	3 952	ITALY	25 893	27 407	12 349
MALI	3 548	1 723	804	UNITED KINGDOM	754	302	130
UPPER VOLTA	2 442	3 014	1 369	DENMARK	1 350	925	419
NIGER	2 324	2 822	1 310	NORWAY	100	70	30
SENEGAL	831	1 092	503	SWEDEN	12 135	11 362	4 963
REP. GUINEA	4 762	3 957	1 680	SWITZERLAND	10 059	12 332	5 493
SIERRA LEONE	1 095	1 240	553	AUSTRIA	7 424	9 045	4 063
LIBERIA	3 557	2 957	1 381	POLAND	133	84	37
IVORY COAST	10 814	12 830	5 717	CZECHOSLOVAKIA	859	385	169
GHANA	6 936	4 481	1 981	HUNGARY	678	606	271
TOGO	911	1 103	483	ROMANIA	520	424	188
BENIN	1 781	1 550	705	BULGARIA	165	129	59
NIGERIA	212 931	263 284	116 750	ALGERIA	126	165	82
CAMEROON	26 092	25 166	11 266	USA	426	615	271
CENT. AFR. REP.	1 969	764	307	CANADA	33	89	40
GABON	8 310	10 396	4 703	EXPORTS	2 151 237	2 918 791	1 291 134
CONGO	13 551	17 384	7 694	FRANCE	284 594	378 670	167 575
ZAIRE	20 765	16 416	7 283	BELGIUM LUX	71 627	93 764	41 800
RWANDA	1 056	1 388	612	NETHERLANDS	48 267	61 726	27 959
BURUNDI	3 182	4 607	2 006	ITALY	79 903	117 490	51 961
ANGOLA	1 953	2 736	1 191	UNITED KINGDOM	30 466	43 194	19 170
ETHIOPIA	4 027	4 720	2 098	IRISH REP	1 844	2 426	1 050
JIBUTI	275	536	234	DENMARK	14 247	15 764	6 872
SOMALIA	3 179	5 133	2 334	GREECE	47 154	43 625	19 262
KENYA	13 582	20 641	9 003	ICELAND	1 733	1 661	718
UGANDA	8 760	11 372	4 784	NORWAY	5 681	9 302	4 093
TANZANIA	2 209	2 274	984	SWEDEN	16 629	33 129	14 844
SEYCHELLES	56	95	40	FINLAND	1 791	2 222	956
MOZAMBIQUE	1 392	1 729	766	SWITZERLAND	45 574	85 948	37 931
MADAGASCAR	2 749	3 387	1 460	AUSTRIA	59 703	92 819	41 407
REUNION	2 306	2 631	1 170	PORTUGAL	9 561	11 391	5 020
ZAMBIA	4 422	6 258	2 698	SPAIN	9 507	12 290	5 511
ZIMBABWE	615	722	296	ANDORRA	430	652	274
MALAWI	432	520	216	YUGOSLAVIA	19 714	21 539	9 925
REP. S. AFRICA	291 552	373 811	165 160	TURKEY	8 993	11 295	4 924
BOTSWANA	3 349	1 134	490	USSR	517	666	286
USA	84 410	106 875	47 730	POLAND	502	114	49
CANADA	11 663	13 075	5 911	CZECHOSLOVAKIA	561	566	252
MEXICO	4 425	8 039	3 432	HUNGARY	8 287	8 738	3 752
GUATEMALA	755	414	188	ROMANIA	540	731	301
REP. HONDURAS	444	173	79	BULGARIA	9 873	11 779	5 494
NICARAGUA	65	96	43	CANARY IS	361	525	225
COSTA RICA	382	282	133	MOROCCO	446	1 252	553
REP. HAITI	205	308	147	CEUTA MEL	60	88	39
DOMINIC REP.	502	438	189	ALGERIA	15 424	25 251	11 157
GUADELOUPE	4 823	6 187	2 791	TUNISIA	1 501	2 524	1 100
MARTINIQUE	3 412	4 123	1 883	LIBYA	159 356	185 496	80 992
TRINIDAD TOB.	1 847	3 044	1 348	EGYPT	21 236	27 047	12 015
COLOMBIA	4 774	5 987	2 779	SUDAN	5 540	7 996	3 553
VENEZUELA	544	726	316	MAURITANIA	1 518	2 409	1 075
GUYANA	603	788	315	NIGER	288	604	282
FRENCH GUIAN.	108	139	57	REP. GUINEA	110	147	61
ECUADOR	12 380	15 978	7 011	SIERRA LEONE	1 231	1 886	824
PERU	21 839	40 039	17 091	LIBERIA	142	86	41
BRAZIL	159	892	396	IVORY COAST	556	1 097	438
CHILE	51 565	38 796	17 400	GHANA	11 665	21 339	9 450
BOLIVIA	2 779	3 263	1 454	NIGERIA	84 012	118 337	51 920
PARAGUAY	710	550	262	CAMEROON	1 460	627	280
URUGUAY	1 257	1 845	826	GABON	467	815	352
ARGENTINA	5 817	8 596	3 775				
CYPRUS	4 143	3 318	1 464				
LEBANON	56 030	36 489	16 024				

## 6 IMPORTS AND EXPORTS (SPECIAL TRADE) BY GROUPS OF THE SITC-REV. 1J AND BY COUNTRIES OF PRODUCTION AND CONSUMPTION 1981

GROUP COUNTRY	DT = 100 KG	1 000 DM	1 000 \$	GROUP COUNTRY	DT = 100 KG	1 000 DM	1 000 \$
ZAIRE	2 109	2 387	1 084	GREECE	258 720	100 112	44 422
BURUNDI	324	614	274	ICELAND	2 539	3 922	1 729
ANGOLA	324	438	203	NORWAY	84 533	124 690	55 443
SOMALIA	293	391	163	SWEDEN	668 652	533 923	237 625
KENYA	2 609	3 119	1 517	FINLAND	70 573	87 671	38 812
UGANDA	154	220	98	SWITZERLAND	266 462	333 974	147 791
MOZAMBIQUE	192	246	109	AUSTRIA	537 873	635 484	282 085
MADAGASCAR	648	847	359	PORTUGAL	27 753	60 143	26 405
REUNION	210	323	140	SPAIN	275 828	229 441	101 410
ZAMBIA	2 546	3 627	1 674	ANDORRA	626	1 341	583
ZIMBABWE	1 835	2 418	1 040	KALTA	474	881	391
REP S AFRICA	90 608	123 084	54 525	YUGOSLAVIA	141 787	177 824	78 720
USA	7 021	13 563	5 964	TURKEY	58 443	119 446	52 699
DOMINIC REP	119	175	72	USSR	32 554	99 225	44 023
GUADELOUPE	944	1 383	626	POLAND	20 571	10 886	4 793
DOMINICA	111	149	60	CZECHOSLOVA	4 167	5 829	2 556
MARTINIQUE	64	94	42	HUNGARY	22 860	38 846	17 065
ECUADOR	1 606	2 215	1 018	ROMANIA	7 853	14 765	6 334
PERU	2 326	4 556	1 944	BULGARIA	10 802	17 116	7 534
CHILE	14 782	21 108	9 350	ALBANIA	20	79	38
ARGENTINA	740	182	86	CANARY IS	3 713	9 710	4 307
LEBANON	13 330	15 121	6 589	MOROCCO	2 057	6 415	2 878
SYRIA	77 475	62 846	27 534	CEUTA MEL	655	1 868	832
IRAQ	349 475	516 289	227 865	ALGERIA	86 323	173 686	76 767
IRAN	386	618	281	TUNISIA	7 792	22 945	10 336
ISRAEL	14 375	23 923	10 832	LIBYA	55 798	162 354	71 033
JORDAN	166 363	231 405	101 682	EGYPT	174 717	131 737	58 532
SAUDI ARABIA	200 540	267 616	118 879	SUDAN	3 969	14 131	6 249
KUWAIT	52 139	59 726	26 168	MAURITANIA	803	2 016	895
BAHRAIN	330	378	165	MALI	621	542	244
QATAR	17 454	24 488	10 883	UPPER VOLTA	343	521	228
ARAB EMIRAT	18 453	24 112	10 501	NIGER	355	1 076	476
OMAN	5 473	6 670	2 893	CHAD	41	650	287
NORTH YEMEN	1 748	2 513	1 109	SENEGAL	526	1 222	539
AFGHANISTAN	6 813	638	284	GAMBIA	53	165	71
PAKISTAN	330	770	359	SIERRA LEONE	647	2 036	904
INDIA	1 141	1 598	787	LIBERIA	1 073	2 714	1 219
THAILAND	108	336	157	IVORY COAST	2 109	6 455	2 842
INDONESIA	5 593	6 238	2 990	GHANA	14 688	27 258	12 139
MALAYSIA	1 450	1 569	730	TOGO	370	829	366
PHILIPPINES	506	552	245	BENIN	122	307	138
P REP CHINA	404	744	342	NIGERIA	86 547	152 370	68 097
NORTH KOREA	58	82	33	CAMEROON	2 491	6 663	2 946
JAPAN	825	2 483	1 085	CENT AFR REP	2 993	773	331
HONG KONG	1 190	1 339	628	GABON	3 223	8 087	3 596
AUSTRALIA	21 131	25 492	11 554	CONGO	1 675	3 536	1 532
NEW ZEALAND	396	533	232	ZAIRE	2 939	8 476	3 720
NEW CALEDON	196	238	108	RWANDA	361	1 351	599
				BURUNDI	1 054	2 272	1 023
				ANGOLA	2 549	8 144	3 476
				ETHIOPIA	1 680	5 965	2 655
				SOMALIA	147	711	317
				KENYA	5 596	12 307	5 456
				UGANDA	656	1 071	487
				TANZANIA	1 338	3 054	1 349
				MOZAMBIQUE	481	1 441	641
				MADAGASCAR	670	1 719	754
				REUNION	832	2 309	1 014
				MAURITIUS	124	347	152
				ZAMBIA	2 236	6 308	2 910
				ZIMBABWE	3 102	6 988	3 112
				MALAWI	309	984	451
				REP S AFRICA	622 340	1 072 959	476 952
				BOTSWANA	257	149	65
				USA	717 954	1 107 612	493 128
				CANADA	26 357	54 439	24 159
				MEXICO	713 339	570 272	251 192
				BERMUDA	124	276	120
				GUATEMALA	797	2 880	1 283
				REP HONDURAS	900	1 766	772
				EL SALVADOR	502	1 124	494
				NICARAGUA	351	901	400
				COSTA RICA	323	941	424
				PANAMA	440	1 700	746
				CUBA	734	3 141	1 384
				REP HAITI	76	325	147
				BAHAMAS	17	72	33
				DOMINIC REP	733	1 378	606
				GUADELOUPE	1 331	2 944	1 320
				MARTINIQUE	1 778	4 779	2 135
				JAMAICA	691	1 860	808
				BARBADOS	759	1 307	577
				TRINIDAD TOB	352	944	420
				NETH ANTILL	85	167	73
				COLOMBIA	2 016	6 379	2 806
				VENEZUELA	6 543	19 583	8 712
				GUYANA	34	82	36
				SURINAM	285	400	176
				FRENCH GUIAN	125	376	165
				ECUADOR	4 740	11 242	4 972
				PERU	6 486	15 023	6 517
				BRAZIL	47 320	90 141	39 868
				CHILE	5 112	12 472	5 520
				BOLIVIA	393	1 277	573
				PARAGUAY	763	2 383	1 059
				URUGUAY	2 697	5 721	2 524
				ARGENTINA	23 237	46 797	20 827
				CYPRUS	4 199	5 611	2 484
				LEBANON	42 747	26 667	11 872
				SYRIA	93 603	38 915	17 020
				IRAQ	110 129	326 485	144 230
				IRAN	346 375	485 641	213 382
				ISRAEL	16 140	30 793	13 846
				JORDAN	39 690	25 498	11 349
784 MOTOR VEHCL PTS,ACC NES							
IMPORTS	5 207 461	4 394 392	1 949 024				
FRANCE	1 566 074	1 544 067	686 640				
BELGIUM LUX	599 466	334 397	147 925				
NETHERLANDS	286 373	153 308	67 920				
ITALY	728 375	567 660	251 108				
UNITD KINGDOM	672 347	666 459	297 157				
IRISH REP	18 269	20 615	8 987				
DENMARK	95 002	53 884	23 854				
GREECE	601	541	235				
NORWAY	27 709	28 578	12 700				
SWEDEN	69 191	79 596	35 291				
FINLAND	2 067	2 980	1 309				
SWITZERLAND	190 208	114 758	50 820				
AUSTRIA	241 157	211 792	93 609				
PORTUGAL	2 754	1 982	866				
SPAIN	123 580	74 002	32 826				
MALTA	80	340	149				
YUGOSLAVIA	213 961	90 936	40 362				
TURKEY	18 039	3 161	1 394				
USSR	2 556	2 953	1 280				
POLAND	1 825	1 541	679				
CZECHOSLOVA	5 540	3 163	1 410				
HUNGARY	2 047	1 433	643				
ROMANIA	7 151	1 204	542				
REP S AFRICA	3 649	2 437	1 076				
USA	124 884	213 349	93 419				
CANADA	7 383	4 217	1 860				
MEXICO	28 781	14 271	6 321				
BRAZIL	46 548	45 223	19 876				
URUGUAY	324	454	209				
ARGENTINA	191	313	138				
ISRAEL	1 483	1 534	691				
SAUDI ARABIA	770	221	104				
INDIA	603	417	184				
THAILAND	426	169	78				
SINGAPORE	16	111	50				
PHILIPPINES	30 137	24 136	10 579				
SOUTH KOREA	57	125	56				
JAPAN	86 016	126 767	56 111				
TAIWAN	912	460	198				
HONG KONG	17	85	37				
AUSTRALIA	417	568	255				
EXPORTS	12 067 771	13 415 590	5 952 413				
FRANCE	1 627 022	1 619 230	720 886				
BELGIUM LUX	1 420 760	1 097 156	487 522				
NETHERLANDS	542 822	492 678	218 831				
ITALY	617 257	832 711	371 081				
UNITD KINGDOM	1 341 973	1 000 427	443 038				
IRISH REP	13 953	20 853	9 209				
DENMARK	146 145	133 049	59 206				

## 6 IMPORTS AND EXPORTS (SPECIAL TRADE) BY GROUPS OF THE SITC-REV. II AND BY COUNTRIES OF PRODUCTION AND CONSUMPTION 1981

GROUP COUNTRY	DT = 100 KG	1 000 DM	1 000 \$	GROUP COUNTRY	DT = 100 KG	1 000 DM	1 000 \$
SAUDI ARABIA	92 036	161 971	71 561	ZIMBABWE	296	152	67
KUWAIT	22 864	42 044	18 529	REP S AFRICA	3 519	7 619	3 422
BAHRAIN	1 412	2 794	1 240	USA	25 182	46 650	20 823
QATAR	3 072	7 279	3 216	CANADA	4 755	6 625	3 106
ARAB EMIRAT	13 954	32 511	14 399	ST PIERRE	31	103	44
OMAN	2 788	7 433	3 262	MEXICO	130	423	195
NORTH YEMEN	226	781	338	GUATEMALA	106	75	31
SOUTH YEMEN	174	530	232	CUBA	271	356	175
AFGHANISTAN	5 725	753	328	DOMINIC REP	85	80	35
PAKISTAN	1 257	3 354	1 500	BARBADOS	104	107	48
INDIA	13 807	21 257	9 409	COLOMBIA	1 450	1 100	482
BANGLADESH	98	531	235	SURINAM	422	692	307
SRI LANKA	1 282	2 065	937	ECUADOR	98	77	32
BURMA	78	305	134	BRAZIL	450	443	196
THAILAND	17 851	25 712	11 546	CHILE	677	858	383
INDONESIA	58 800	69 055	31 108	URUGUAY	413	287	127
MALAYSIA	62 020	71 212	32 130	ARGENTINA	571	1 694	743
SINGAPORE	31 116	54 396	24 001	CYPRUS	53	80	34
PHILIPPINES	5 204	8 177	3 707	LEBANON	30	69	31
P REP CHINA	547	1 805	806	IRAQ	1 172	674	302
NORTH KOREA	303	960	424	IRAN	2 064	3 183	1 409
SOUTH KOREA	24 344	47 477	21 154	ISRAEL	1 673	1 574	676
JAPAN	48 910	74 511	33 079	SAUDI ARABIA	66	99	44
TAIWAN	5 053	8 734	3 859	QATAR	40	180	76
HONG KONG	3 415	11 798	5 244	ARAB EMIRAT	41	129	56
AUSTRALIA	121 262	166 274	72 946	BURMA	119	419	185
NEW ZEALAND	4 936	9 172	3 977	THAILAND	134	107	46
NEW CALEDON	645	1 776	791	INDONESIA	754	611	274
FR POLYNESIA	594	1 634	734	MALAYSIA	350	219	97
				SINGAPORE	232	280	127
				PHILIPPINES	57	88	38
				SOUTH KOREA	129	139	57
				JAPAN	2 055	8 241	3 677
				AUSTRALIA	3 197	6 658	2 956
				NEW ZEALAND	148	164	74
				FR POLYNESIA	58	89	39
785 MOTOR & OTHER CYCLES ETC				786 VEH NES NONMOTR,TRAILERS			
IMPORTS	949 279	1 236 256	551 094	IMPORTS	1 031 830	457 409	202 957
FRANCE	65 915	96 927	43 215	FRANCE	204 217	115 715	51 439
BELGIUM LUX	12 298	18 822	8 347	BELGIUM LUX	142 166	64 257	28 331
NETHERLANDS	92 740	116 557	51 593	NETHERLANDS	109 198	46 003	20 406
ITALY	205 998	234 081	103 193	ITALY	71 884	25 896	11 496
UNTD KINGDOM	4 960	12 340	5 514	UNTD KINGDOM	24 939	10 330	4 560
DENMARK	764	962	422	IRISH REP	499	371	157
GREECE	129	81	35	DENMARK	41 887	20 125	8 950
SWEDEN	1 145	3 024	1 356	NORWAY	639	559	250
FINLAND	1 141	1 663	738	SWEDEN	24 507	25 987	11 601
SWITZERLAND	12 564	17 145	7 629	FINLAND	939	559	242
AUSTRIA	34 713	65 058	28 996	SWITZERLAND	71 234	33 479	14 786
PORTUGAL	1 329	1 429	619	AUSTRIA	129 909	57 374	25 698
SPAIN	2 987	5 652	2 559	PORTUGAL	305	84	39
YUGOSLAVIA	19 994	12 925	5 781	SPAIN	31 593	13 268	5 825
POLAND	4 258	2 124	934	MALTA	392	74	30
CZECHOSLOVA	7 017	4 248	1 888	YUGOSLAVIA	28 343	12 787	5 672
HUNGARY	919	459	226	POLAND	4 097	1 008	448
USA	5 524	14 697	6 593	CZECHOSLOVA	770	187	87
MEXICO	50	273	123	HUNGARY	8 826	2 180	972
INDIA	4 431	3 672	1 672	ROMANIA	4 225	693	313
MALAYSIA	3 387	1 376	616	USA	69 148	10 553	4 655
SINGAPORE	72	90	40	CANADA	243	96	39
SOUTH KOREA	1 916	1 742	813	ISRAEL	1 225	128	58
JAPAN	449 246	609 374	273 069	SOUTH KOREA	45 306	10 225	4 459
TAIWAN	15 004	10 454	4 666	JAPAN	7 773	1 650	743
HONG KONG	469	428	180	TAIWAN	5 833	3 531	1 571
AUSTRALIA	100	367	151	EXPORTS	3 101 344	1 955 192	867 554
EXPORTS	437 683	625 879	279 233	FRANCE	374 368	254 223	113 424
FRANCE	20 671	43 064	19 385	BELGIUM LUX	165 376	101 816	45 179
BELGIUM LUX	15 145	23 002	10 291	NETHERLANDS	309 946	194 895	87 077
NETHERLANDS	99 429	118 867	53 013	ITALY	142 867	112 547	51 368
ITALY	22 967	38 704	17 277	UNTD KINGDOM	55 223	35 420	15 680
UNTD KINGDOM	50 461	64 406	28 538	IRISH REP	5 211	2 438	1 114
IRISH REP	2 685	2 338	1 022	DENMARK	56 257	38 129	16 967
DENMARK	29 148	35 746	16 050	GREECE	76 492	29 361	12 942
GREECE	6 234	8 566	3 751	ICELAND	2 873	938	407
ICELAND	1 895	2 360	1 002	NORWAY	32 983	28 457	12 630
NORWAY	10 757	18 512	8 268	SWEDEN	87 126	54 728	24 369
SWEDEN	22 971	37 891	16 968	FINLAND	28 985	17 776	7 948
FINLAND	14 692	17 107	7 608	SWITZERLAND	174 760	113 884	50 572
SWITZERLAND	16 231	27 503	12 210	AUSTRIA	161 651	91 459	40 804
AUSTRIA	46 121	56 121	25 209	PORTUGAL	5 162	2 929	1 309
PORTUGAL	655	1 299	577	SPAIN	14 670	8 026	3 551
SPAIN	2 543	7 067	3 168	YUGOSLAVIA	18 929	7 688	3 432
ANDORRA	51	179	81	TURKEY	8 549	5 794	2 531
YUGOSLAVIA	3 039	3 847	1 697	USSR	31 785	11 849	5 258
POLAND	50	159	67	POLAND	1 314	702	320
CZECHOSLOVA	866	1 534	675	CZECHOSLOVA	9 097	4 067	1 780
HUNGARY	629	1 025	457	HUNGARY	11 881	8 357	3 606
ROMANIA	48	165	76	ROMANIA	179	76	34
BULGARIA	26	102	42	BULGARIA	26 818	13 936	6 505
CANARY IS	95	316	142	MOROCCO	464	1 735	771
MOROCCO	442	673	301	ALGERIA	24 735	24 831	10 859
ALGERIA	1 820	3 676	1 607	TUNISIA	10 999	5 949	2 700
TUNISIA	305	243	107	LIBYA	75 051	55 934	24 524
LIBYA	489	2 162	947	EGYPT	63 674	29 599	13 073
EGYPT	86	263	112	SUDAN	2 776	1 482	668
NIGER	50	210	89	MAURITANIA	2 026	1 106	493
IVORY COAST	993	610	272	MALI	172	64	31
GHANA	187	317	141	NIGER	120	118	51
TOGO	57	92	41	SENEGAL	175	136	59
NIGERIA	11 936	12 365	5 344				
CAMEROON	252	651	277				
CENT AFR REP	96	143	65				
ZAIRE	647	692	303				
ANGOLA	446	449	198				
KENYA	425	1 744	825				
TANZANIA	75	105	46				

## 6 IMPORTS AND EXPORTS (SPECIAL TRADE) BY GROUPS OF THE SITC-REV. II AND BY COUNTRIES OF PRODUCTION AND CONSUMPTION 1981

GROUP COUNTRY	DT = 100 KG	1 000 DM	1 000 \$	GROUP COUNTRY	DT = 100 KG	1 000 DM	1 000 \$
REP GUINEA	243	283	130	NORWAY	34 020	34 326	15 343
SIERRA LEONE	713	456	197	SWEDEN	44 654	31 392	13 806
LIBERIA	354	202	101	FINLAND	13 751	10 927	4 903
IVORY COAST	2 895	1 649	716	SWITZERLAND	80 967	44 733	19 693
GHANA	1 414	829	379	AUSTRIA	74 763	50 058	22 057
TOGO	538	177	77	PORTUGAL	1 042	1 268	562
NIGERIA	50 506	33 258	14 778	SPAIN	29 392	40 517	17 782
CAMEROON	2 364	902	406	ANDORRA	1 66	461	188
GABON	1 410	989	431	YUGOSLAVIA	41 240	24 050	10 612
CONGO	959	610	266	TURKEY	1 878	3 375	1 428
ZAIRE	2 815	1 615	721	USSR	21 005	5 229	2 351
RWANDA	344	161	70	POLAND	134	663	289
BURUNDI	670	461	203	CZECHOSLOVA	110	335	151
ETHIOPIA	613	444	197	HUNGARY	1 301	4 038	1 813
SOMALIA	338	401	171	ROMANIA	2 084	4 142	1 829
KENYA	684	1 102	446	BULGARIA	5 483	1 755	737
UGANDA	177	99	46	MOROCCO	133	509	236
TANZANIA	1 204	635	273	ALGERIA	170	453	213
MADAGASCAR	155	148	64	TUNISIA	389	1 477	655
ZAMBIA	91	83	37	LIBYA	1 464	316	131
ZIMBABWE	134	101	45	EGYPT	50 198	104 838	44 858
REP S AFRICA	11 776	6 296	2 783	SUDAN	4 007	10 627	4 699
BOTSWANA	372	132	56	MAURITANIA	555	1 933	841
USA	25 097	24 762	10 666	LIBERIA	329	748	337
CANADA	1 116	733	322	IVORY COAST	400	587	252
MEXICO	675	548	252	GHANA	202	830	412
GUATEMALA	109	90	40	NIGERIA	657	1 222	574
JAMAICA	242	274	116	ZAIRE	2 185	754	332
BARBADOS	131	115	46	KENYA	195	368	163
COLOMBIA	582	480	217	UGANDA	6 486	21 892	9 528
VENEZUELA	378	466	209	TANZANIA	12	118	54
ECUADOR	128	83	38	ZAMBIA	9 942	18 388	8 723
PERU	925	460	204	ZIMBABWE	3 215	821	395
BRAZIL	128	231	105	REP S AFRICA	17 176	25 904	11 358
CHILE	8 129	3 564	1 593	USA	16 254	26 476	11 932
URUGUAY	53	72	32	CANADA	3 703	4 312	1 854
ARGENTINA	1 695	1 478	692	MEXICO	369	949	403
CYPRUS	230	86	37	GUATEMALA	157	208	88
LEBANON	38 422	18 718	8 288	COLOMBIA	540	301	136
SYRIA	62 911	22 711	9 890	VENEZUELA	125	116	54
IRAQ	354 962	259 504	114 777	SURINAM	326	209	94
IRAN	1 335	1 633	709	BRAZIL	12 416	32 121	13 980
ISRAEL	5 492	3 755	1 638	CHILE	527	881	396
JORDAN	249 010	128 099	56 334	BOLIVIA	132	705	333
SAUDI ARABIA	61 312	53 043	23 370	URUGUAY	5 256	858	360
KUWAIT	143 848	62 887	27 648	ARGENTINA	259	2 362	1 141
BAHRAIN	405	304	134	SYRIA	64	157	65
QATAR	4 831	4 672	2 203	IRAQ	3 564	15 120	6 678
ARAB EMIRAT	10 688	6 045	2 702	IRAN	5 535	3 596	1 611
OMAN	5 728	4 045	1 727	ISRAEL	5 739	3 451	1 458
NORTH YEMEN	197	101	46	SAUDI ARABIA	3 464	1 370	584
AFGHANISTAN	121	102	44	BAHRAIN	678	250	105
PAKISTAN	305	361	161	PAKISTAN	7 718	4 361	1 954
BANGLADESH	179	391	157	INDIA	477	1 838	837
MALDIVES	180	206	91	BANGLADESH	2 812	7 522	3 333
SRI LANKA	817	596	247	SRI LANKA	67	1 398	608
NEPAL	95	77	32	BURMA	26	228	105
THAILAND	1 067	565	255	THAILAND	10 474	20 169	9 592
INDONESIA	3 335	1 889	839	INDONESIA	1 902	3 513	1 578
MALAYSIA	7 434	4 125	1 668	SINGAPORE	38	111	50
SINGAPORE	4 762	2 591	1 146	PHILIPPINES	159	783	358
PHILIPPINES	134	158	73	P REP CHINA	7	88	36
P REP CHINA	954	665	308	SOUTH KOREA	98	236	104
SOUTH KOREA	1 171	543	241	JAPAN	761	294	126
JAPAN	2 422	1 636	717	HONG KONG	1 911	3 555	1 589
TAIWAN	1 788	1 246	546	AUSTRALIA	1 705	5 187	2 235
HONG KONG	19 195	20 018	8 150	NEW ZEALAND	72	406	189
AUSTRALIA	13 015	8 237	3 621				
NEW ZEALAND	695	508	224				
FR POLYNESIA	97	63	31				
				792 AIRCRAFT			
791 RAILWAY VEHICLES				IMPORTS	147 252	9 690 004	4 312 681
IMPORTS	410 308	222 790	99 835	FRANCE	54 867	4 998 331	2 227 761
FRANCE	168 004	69 468	31 432	BELGIUM LUX	981	20 087	8 785
BELGIUM LUX	105 543	7 221	3 204	NETHERLANDS	6 281	121 035	53 220
NETHERLANDS	25 292	22 148	9 755	ITALY	1 714	180 736	80 817
ITALY	5 713	4 047	1 775	UNITD KINGDOM	26 402	1 713 429	759 471
UNITD KINGDOM	3 167	5 569	2 470	DENMARK	68	3 416	1 493
IRISH REP	142	184	79	GREECE	11	394	174
DENMARK	18 771	10 295	4 801	NORWAY	21	1 276	560
NORWAY	935	657	298	SWEDEN	144	3 528	1 559
SWEDEN	2 033	1 349	603	FINLAND	14	1 142	503
SWITZERLAND	29 709	19 436	8 604	SWITZERLAND	413	18 419	8 081
AUSTRIA	11 731	22 586	10 062	AUSTRIA	887	16 142	7 212
SPAIN	13 643	9 792	4 266	PORTUGAL	32	2 734	1 237
YUGOSLAVIA	68	76	35	SPAIN	490	5 123	2 305
USSR	556	516	233	YUGOSLAVIA	76	1 023	447
CZECHOSLOVA	1 036	289	144	TURKEY	2	100	45
HUNGARY	234	617	268	POLAND	32	115	51
USA	20 857	46 736	20 960	CZECHOSLOVA	10	114	49
JAPAN	2 368	1 585	752	ROMANIA	30	208	89
EXPORTS	917 954	939 597	414 705	MOROCCO	8	739	330
FRANCE	109 356	49 059	21 825	ALGERIA	11	77	34
BELGIUM LUX	54 471	43 175	18 928	EGYPT	88	1 036	456
NETHERLANDS	123 130	136 357	60 381	SUDAN	116	116	50
ITALY	41 618	30 913	13 690	NIGERIA	77	3 056	1 286
UNITD KINGDOM	15 686	34 858	15 412	CAMEROON	3	1 729	771
IRISH REP	1 284	1 516	666	ETHIOPIA	7	110	49
DENMARK	33 943	50 127	21 920	KENYA	2	175	76
GREECE	1 348	968	426	MADAGASCAR	2	170	78
				ZIMBABWE	24	1 689	716
				USA	53 275	2 491 969	1 110 013
				CANADA	409	45 851	20 344
				BRAZIL	4	87	39

## 6 IMPORTS AND EXPORTS (SPECIAL TRADE) BY GROUPS OF THE SITC-REV. II AND BY COUNTRIES OF PRODUCTION AND CONSUMPTION 1981

GROUP COUNTRY	DT = 100 KG	1 000 DM	1 000 \$	GROUP COUNTRY	DT = 100 KG	1 000 DM	1 000 \$
					NUMBERS		
ARGENTINA	2	76	31	SWEDEN	791	27 465	12 045
LEBANON		76	32	FINLAND	193	10 861	4 853
SYRIA	19	328	150	SWITZERLAND	2 724	2 992	1 337
IRAQ	39	7 361	3 179	AUSTRIA	1 517	5 288	2 335
IRAN	100	1 498	665	PORTUGAL	3	276	121
ISRAEL	136	11 598	5 149	SPAIN	115	1 836	809
JORDAN	17	1 818	809	YUGOSLAVIA	374	381	170
SAUDI ARABIA	142	11 816	5 275	TURKEY	3	9 186	4 164
KUWAIT	39	4 625	2 029	POLAND	1 043	3 115	1 361
SOUTH YEMEN	13	268	122	CZECHOSLOVA	6 508	1 207	550
AFGHANISTAN	4	204	95	HUNGARY	481	253	111
PAKISTAN	26	542	235	LIBERIA	2	2 913	1 193
INDIA	19	612	279	USA	1 428	18 829	8 384
NEPAL	1	178	81	CANADA	317	1 109	473
INDONESIA	3	110	48	BERMUDA	1	4 000	1 684
MALAYSIA	17	498	217	REP HONDURAS	1	1 010	428
SINGAPORE	52	6 491	2 921	PANAMA	5	12 660	5 439
PHILIPPINES	86	4 705	1 911	ARGENTINA	6	4 956	2 279
JAPAN	89	2 449	1 093	CYPRUS	3	3 258	1 440
AUSTRALIA	20	193	80	SAUDI ARABIA	1	1 238	540
EXPORTS	109 530	7 589 596	3 359 224	ARAB EMIRAT	1	164	71
FRANCE	71 485	5 747 189	2 545 919	MALDIVES	1	1 365	579
BELGIUM LUX	400	6 766	2 995	THAILAND	30	65	30
NETHERLANDS	2 590	79 074	35 065	MALAYSIA	25	129	52
ITALY	3 884	300 391	132 595	SINGAPORE	2	653	274
UNITED KINGDOM	9 375	865 452	384 596	PHILIPPINES	1	62	31
IRISH REP	50	2 062	875	SOUTH KOREA	15 856	215	105
DENMARK	164	4 318	1 683	JAPAN	5 123	41 164	16 543
GREECE	64	2 986	1 321	TAIWAN	151 841	14 483	6 386
NORWAY	48	3 552	1 525	HONG KONG	14	387	158
SWEDEN	2 605	17 470	7 685	EXPORTS	62 282	2 431 967	1 084 108
FINLAND	89	1 628	721	FRANCE	31 916	55 802	24 396
SWITZERLAND	1 015	29 377	12 628	BELGIUM LUX	1 253	14 029	6 213
AUSTRIA	377	9 800	4 153	NETHERLANDS	6 172	103 442	45 113
PORTUGAL	4	306	135	ITALY	733	20 270	8 860
SPAIN	796	39 630	17 584	UNITED KINGDOM	1 076	60 315	27 315
MALTA	25	664	302	IRISH REP	32	107	48
YUGOSLAVIA	217	1 901	840	DENMARK	535	19 834	9 175
TURKEY	137	4 334	1 947	GREECE	585	44 467	20 698
CZECHOSLOVA	9	108	49	NORWAY	555	421 785	186 985
ROMANIA	19	266	125	SWEDEN	3 281	61 988	27 818
EGYPT	107	6 716	2 921	FINLAND	274	8 502	3 654
SUDAN	2	137	63	SWITZERLAND	3 785	45 573	19 920
SENEGAL	8	1 213	564	AUSTRIA	7 048	7 227	3 221
SIERRA LEONE	5	278	124	PORTUGAL	34	348	148
NIGERIA	1 050	14 936	6 391	SPAIN	387	3 298	1 416
ZAIRE	245	137	58	GIBRALTAR	1	3 469	1 536
KENYA	2	86	36	YUGOSLAVIA	119	7 702	3 744
TANZANIA	6	565	234	TURKEY	40	352	148
MOZAMBIQUE	4	214	91	USSR	22	304	133
ZIMBABWE	1 249	13 748	6 005	POLAND	6	81	34
MALAWI	58	3 775	1 783	CZECHOSLOVA	46	4 267	1 964
REP S AFRICA	142	6 088	2 588	HUNGARY	49	147	61
LESOTHO	43	3 021	1 287	BULGARIA	37	116	51
USA	8 664	244 373	106 112	LIBYA	297	3 899	1 646
CANADA	125	14 425	6 203	EGYPT	15	49 453	22 115
MEXICO	40	6 785	2 856	SUDAN	71	875	377
VENEZUELA	2	75	34	MAURITANIA	1	1 259	587
ECUADOR	137	321	135	REP GUINEA	1	600	262
BRAZIL	16	1 456	640	SIERRA LEONE	1	918	435
CHILE	20	2 520	1 034	LIBERIA	11	209 242	93 697
ARGENTINA	60	6 880	2 889	GHANA	1	256	112
SYRIA	20	524	227	NIGERIA	113	18 618	8 257
IRAQ	50	3 811	1 682	ZAIRE	8	7 869	3 494
IRAN	35	2 239	1 006	ANGOLA	7	460	204
ISRAEL	25	943	418	JIBUTI	1	3 732	1 741
SAUDI ARABIA	58	1 436	636	SOMALIA	30	77	36
KUWAIT	2	254	113	SEYCHELLES	4	283	120
BAHRAIN	14	2 687	1 209	REP S AFRICA	38	33 331	14 141
ARAB EMIRAT	1 309	24 838	11 284	USA	1 762	139 149	63 407
PAKISTAN	14	1 642	733	CANADA	322	18 024	7 610
INDIA	28	1 621	719	MEXICO	9	54 816	22 841
BANGLADESH	4	95	42	BERMUDA	2	44 179	20 635
NEPAL	1	93	38	PANAMA	27	154 043	68 936
THAILAND	14	372	170	CUBA	32	201	95
INDONESIA	380	33 576	14 697	BAHAMAS	5	80 258	34 940
MALAYSIA	16	1 594	700	JAMAICA	1	145	58
BRUNEI	100	14 228	6 221	ST VINCENT	1	173	69
SINGAPORE	21	1 705	770	NETH ANTILL	6	46 886	20 461
PHILIPPINES	33	1 985	881	ECUADOR	11	72	33
P REP CHINA	4	662	295	PERU	30	21 513	10 082
SOUTH KOREA	8	668	291	CHILE	159	2 828	1 198
JAPAN	99	7 176	3 262	ARGENTINA	20	217	94
TAIWAN	524	18 733	7 586	CYPRUS	53	39 116	16 719
HONG KONG	1 220	16 633	8 270	LEBANON	13	3 627	1 738
AUSTRALIA	119	4 397	1 885	SYRIA	2	352	145
NEW ZEALAND	34	438	189	IRAQ	368	6 213	2 661
NEW CALEDON	57	1 675	670	ISRAEL	15	155	70
'93 SHIPS AND BOATS	NUMBERS			SAUDI ARABIA	36	32 670	14 410
IMPORTS	286 390	468 592	205 950	KUWAIT	22	51 361	23 739
FRANCE	41 125	29 060	12 919	ARAB EMIRAT	49	470	207
BELGIUM LUX	415	3 895	1 717	PAKISTAN	15	27 852	12 593
NETHERLANDS	5 325	67 102	29 538	INDIA	14	24 713	11 226
ITALY	31 156	20 721	9 103	SRI LANKA	143	1 381	686
UNITED KINGDOM	2 609	24 737	10 825	THAILAND	1	709	301
IRISH REP	568	2 035	904	INDONESIA	17	287 092	130 550
DENMARK	1 387	30 405	13 449	SINGAPORE	55	12 573	5 450
GREECE	44	13 527	6 152	P REP CHINA	3	38 264	16 216
NORWAY	15 185	105 461	47 342	SOUTH KOREA	27	89 750	39 866
				JAPAN	7	20 037	9 276
				TAIWAN	10	4 391	1 865
				HONG KONG	9	94	42

## 6 IMPORTS AND EXPORTS (SPECIAL TRADE) BY GROUPS OF THE SITC-REV. 11 AND BY COUNTRIES OF PRODUCTION AND CONSUMPTION 1981

GROUP COUNTRY	DT = 100 KG NUMBERS	1 000 DM	1 000 \$	GROUP COUNTRY	DT = 100 KG	1 000 DM	1 000 \$
MACAO	1	5 300	2 472	UNITD KINGDOM	59 062	54 738	24 160
AUSTRALIA	316	251	107	IRISH REP	9 943	5 298	2 337
TONGA	1	6 305	2 521	DENMARK	12 210	16 373	7 267
FR POLYNESIA	1	1 480	737	GREECE	4 932	8 397	3 654
801 INDUSTRIAL PLANT, CHAP 90				ICELAND	1 246	1 232	544
EXPORTS	8 434	67 579	30 345	NORWAY	9 434	18 585	8 226
FRANCE	5	103	42	SWEDEN	15 864	33 895	15 061
BELGIUM LUX	108	461	205	FINLAND	6 003	9 288	4 109
NETHERLANDS	16	200	94	SWITZERLAND	71 715	70 541	31 245
UNITD KINGDOM	28	125	53	AUSTRIA	132 124	108 451	48 005
NORWAY	27	80	33	PORTUGAL	1 811	2 839	1 256
SWEDEN	210	1 550	724	SPAIN	26 194	12 248	5 447
SPAIN	23	86	39	MALTA	149	269	118
YUGOSLAVIA	100	1 366	610	YUGOSLAVIA	4 241	6 837	3 053
USSR	347	5 637	2 539	TURKEY	173	1 078	482
CZECHOSLOVIA	105	545	240	USSR	847	1 383	621
HUNGARY	21	320	148	POLAND	457	732	320
ALGERIA	659	1 093	494	CZECHOSLOVIA	947	1 013	455
LIBYA	902	8 609	3 843	HUNGARY	419	989	425
EGYPT	86	366	155	ROMANIA	135	427	194
NIGERIA	719	1 768	771	BULGARIA	452	1 770	768
ZAIRE	189	664	294	CANARY IS	1 145	694	306
MADAGASCAR	4	170	79	MOROCCO	1 370	1 904	859
REP S AFRICA	308	8 116	3 662	ALGERIA	22 325	14 011	6 318
USA	4	225	104	TUNISIA	978	634	278
MEXICO	19	1 222	564	LIBYA	5 091	9 383	4 238
GUATEMALA	329	8 188	3 955	EGYPT	3 480	2 210	974
COLOMBIA	54	1 976	863	SUDAN	298	340	155
VENEZUELA	1	98	43	SENEGAL	79	107	43
BRAZIL	54	890	389	LIBERIA	199	384	171
CHILE	18	110	49	GHANA	199	232	100
ARGENTINA	20	218	92	TOGO	46	81	34
SAUDI ARABIA	399	2 883	1 303	NIGERIA	18 310	22 590	9 930
NORTH YEMEN	7	155	72	CAMEROON	1 201	1 115	529
SOUTH YEMEN	46	938	395	CONGO	22	266	118
INDIA	9	127	60	ZAIRE	295	481	213
THAILAND	96	2 165	887	RWANDA	110	72	32
INDONESIA	49	364	166	ANGOLA	33	130	58
MALAYSIA	1 050	2 590	1 123	ETHIOPIA	206	393	170
P REP CHINA	1 971	9 060	3 919	KENYA	1 273	1 554	688
SOUTH KOREA	14	162	73	TANZANIA	93	99	44
TAIWAN	246	1 936	934	MADAGASCAR	124	250	115
AUSTRALIA	125	2 784	1 225	MAURITIUS	60	66	30
802 INDUSTRIAL PLANT, CHAP 94				ZIMBABWE	10	70	31
EXPORTS	11 069	16 812	7 839	REP S AFRICA	5 811	8 159	3 604
LIBYA	3 689	10 338	4 832	USA	11 451	19 090	8 462
GUATEMALA	352	3 422	1 755	CANADA	2 100	6 050	2 651
COLOMBIA	11	123	55	MEXICO	202	630	275
IRAQ	6 552	2 140	937	GUATEMALA	69	230	97
NORTH YEMEN	66	251	116	COSTA RICA	22	93	40
SOUTH YEMEN	34	301	127	PANAMA	48	79	35
812 PLUMBG, HEATNG, LGHTNG EQU				TRINIDAD TOB	24	109	48
IMPORTS	1 681 114	811 719	360 339	NETH ANTILL	300	458	207
FRANCE	211 493	107 365	47 640	COLOMBIA	326	819	356
BELGIUM LUX	252 379	102 643	45 524	VENEZUELA	386	677	297
NETHERLANDS	131 701	71 110	31 713	SURINAM	195	134	58
ITALY	418 098	190 654	84 710	ECUADOR	270	502	215
UNITD KINGDOM	51 401	23 935	10 580	PERU	235	1 207	543
IRISH REP	5 526	2 144	970	BRAZIL	54	462	199
DENMARK	71 682	29 479	13 061	CHILE	1 034	2 683	1 174
GREECE	124	156	68	BOLIVIA	56	208	94
NORWAY	2 287	4 293	1 915	PARAGUAY	122	291	134
SWEDEN	39 763	31 145	13 939	URUGUAY	62	144	62
FINLAND	60 780	17 553	7 755	ARGENTINA	1 434	3 184	1 417
SWITZERLAND	134 393	67 878	29 957	CYPRUS	720	917	399
AUSTRIA	137 433	81 471	36 126	LEBANON	2 911	1 543	686
PORTUGAL	671	1 143	499	SYRIA	2 553	2 092	928
SPAIN	19 701	12 615	5 586	IRAQ	6 076	9 206	4 130
YUGOSLAVIA	35 778	12 980	5 775	IRAN	6 030	5 592	2 408
TURKEY	1 415	399	175	ISRAEL	1 090	1 860	819
USSR	552	110	51	JORDAN	2 114	1 996	867
POLAND	12 466	2 519	1 138	SAUDI ARABIA	23 577	42 155	18 763
CZECHOSLOVIA	8 457	3 046	1 339	KUWAIT	5 808	10 990	4 855
HUNGARY	27 944	6 093	2 719	BAHRAIN	703	1 959	867
ROMANIA	26 806	5 250	2 332	QATAR	628	2 416	1 072
BULGARIA	477	240	108	ARAB EMIRAT	8 316	17 594	7 700
USA	3 575	9 998	4 455	OMAN	1 177	3 706	1 654
CANADA	49	155	67	NORTH YEMEN	744	1 274	550
MEXICO	236	448	200	SOUTH YEMEN	24	221	89
INDIA	2 094	3 426	1 510	AFGHANISTAN	3 850	4 215	1 922
THAILAND	404	463	202	PAKISTAN	372	1 124	498
MALAYSIA	15	94	42	INDIA	385	447	196
SINGAPORE	101	437	189	BANGLADESH	37	122	55
P REP CHINA	2 233	1 225	553	SRI LANKA	218	327	148
SOUTH KOREA	270	1 233	528	THAILAND	403	1 476	666
JAPAN	813	1 896	840	INDONESIA	1 267	1 427	626
TAIWAN	10 870	7 211	3 174	MALAYSIA	1 562	4 115	1 846
HONG KONG	9 047	10 757	4 834	BRUNEI	441	1 379	593
EXPORTS	1 214 267	1 132 958	503 133	SINGAPORE	3 402	7 373	3 273
FRANCE	310 222	225 756	100 647	PHILIPPINES	328	458	203
BELGIUM LUX	149 768	118 036	52 592	P REP CHINA	70	332	137
NETHERLANDS	173 802	134 132	59 696	SOUTH KOREA	352	936	415
ITALY	52 998	47 833	21 274	JAPAN	1 520	3 553	1 562
821 FURNITURE				TAIWAN	213	529	238
				HONG KONG	3 192	6 403	2 861
				AUSTRALIA	6 291	8 648	3 795
				PAPUA NEW G	187	249	112
				NEW ZEALAND	375	482	212
				FR POLYNESIA	207	252	111

6 IMPORTS AND EXPORTS (SPECIAL TRADE) BY GROUPS OF THE SITC-REV. II AND BY COUNTRIES OF PRODUCTION AND CONSUMPTION 1981

GROUP COUNTRY	DT = 100 KG	1 000 DM	1 000 \$	GROUP COUNTRY	DT = 100 KG	1 000 DM	1 000 \$
IMPORTS	4 347 456	3 142 846	1 400 458	BURUNDI	63	74	31
FRANCE	260 022	199 515	89 091	ANGOLA	44	71	32
BELGIUM LUX	320 901	307 141	137 060	ETHIOPIA	76	146	65
NETHERLANDS	220 430	193 682	86 384	JIBUTI	733	390	170
ITALY	1 002 507	849 018	378 834	SOMALIA	544	852	391
UNITED KINGDOM	72 172	103 668	46 308	KENYA	280	818	354
IRISH REP	2 482	2 034	887	UGANDA	53	72	30
DENMARK	246 511	215 669	96 009	TANZANIA	378	400	178
GREECE	942	687	301	MADAGASCAR	122	152	70
ICELAND	197	334	166	ZAMBIA	21	141	60
NORWAY	10 013	13 888	6 230	ZIMBABWE	95	196	85
SWEDEN	472 132	256 011	113 861	REP S AFRICA	7 595	9 297	4 059
FINLAND	82 754	52 577	23 360	USA	89 116	122 418	53 940
SWITZERLAND	114 096	127 749	56 822	CANADA	13 348	10 938	4 829
AUSTRIA	244 620	210 188	93 504	MEXICO	466	1 108	481
PORTUGAL	7 917	3 610	1 614	GUATEMALA	68	176	73
SPAIN	43 264	40 254	17 908	COSTA RICA	25	96	44
MALTA	188	99	40	PANAMA	369	119	54
YUGOSLAVIA	165 663	89 228	39 732	CUBA	58	307	129
TURKEY	500	461	204	GUADELOUPE	213	122	54
USSR	42 350	12 147	5 381	MARTINIQUE	411	89	42
POLAND	202 540	70 710	31 471	TRINIDAD TOB	321	212	89
CZECHOSLOVAKIA	112 021	33 035	14 655	NETH ANTILL	4 838	1 887	824
HUNGARY	112 775	46 014	20 396	COLOMBIA	1 315	2 906	1 311
ROMANIA	425 914	145 228	65 113	VENEZUELA	209	500	225
BULGARIA	20 553	7 519	3 329	ECUADOR	49	72	32
MOROCCO	83	207	90	PERU	32	84	37
TUNISIA	26	192	91	BRAZIL	147	1 166	505
EGYPT	650	550	245	CHILE	3 888	3 928	1 723
REP S AFRICA	4 009	1 919	825	PARAGUAY	57	131	53
SWAZILAND	2 832	1 072	484	URUGUAY	138	160	67
LESOTHO	233	98	44	ARGENTINA	5 331	6 816	3 046
USA	21 381	42 008	18 545	CYPRUS	474	411	181
CANADA	1 394	1 035	454	LEBANON	2 268	2 398	1 053
REP HAITI	88	115	49	SYRIA	1 287	2 635	1 118
PERU	85	180	78	IRAQ	73 589	53 906	23 907
BRAZIL	3 375	2 727	1 217	IRAN	270	1 489	668
CHILE	30	121	51	ISRAEL	4 516	3 582	1 588
ISRAEL	12 422	10 682	4 779	JORDAN	12 100	6 330	2 751
PAKISTAN	248	252	115	SAUDI ARABIA	251 787	111 447	49 337
INDIA	1 789	1 475	650	KUWAIT	79 059	29 108	12 796
SRI LANKA	156	98	43	BAHRAIN	10 993	4 794	2 117
THAILAND	8 616	9 163	4 027	QATAR	6 000	3 065	1 381
INDONESIA	11 026	4 855	2 200	ARAB EMIRAT	47 435	16 590	7 322
MALAYSIA	1 370	805	355	OMAN	10 229	3 112	1 372
SINGAPORE	5 084	4 020	1 741	NORTH YEMEN	1 150	746	330
PHILIPPINES	3 082	9 703	4 310	SOUTH YEMEN	1 538	2 387	1 053
P REP CHINA	27 052	22 399	9 987	PAKISTAN	164	935	412
SOUTH KOREA	977	1 665	727	INDIA	264	707	313
JAPAN	9 032	12 137	5 351	SRI LANKA	82	114	49
TAIWAN	40 624	29 535	12 988	BURMA	86	79	35
HONG KONG	2 988	4 903	2 159	THAILAND	1 355	1 993	899
AUSTRALIA	62	118	52	INDONESIA	3 651	3 593	1 537
EXPORTS	6 103 726	3 979 845	1 769 220	MALAYSIA	3 003	3 247	1 408
FRANCE	829 254	473 410	210 834	BRUNEI	188	557	260
BELGIUM LUX	848 985	525 317	233 816	SINGAPORE	13 823	6 098	2 711
NETHERLANDS	1 313 522	845 332	377 703	PHILIPPINES	181	2 463	1 160
ITALY	107 491	96 770	43 157	P REP CHINA	137	209	82
UNITED KINGDOM	588 255	360 397	159 424	SOUTH KOREA	429	1 792	764
IRISH REP	18 657	17 072	7 701	JAPAN	19 801	40 185	17 629
DENMARK	78 054	40 866	18 228	TAIWAN	962	653	292
GREECE	12 600	12 590	5 568	HONG KONG	14 994	9 317	4 138
ICELAND	1 611	1 879	830	AUSTRALIA	10 349	10 823	4 764
FAROE IS	95	68	31	PAPUA NEW G	114	88	40
NORWAY	34 219	31 201	13 930	NEW ZEALAND	90	230	101
SWEDEN	87 591	59 611	26 508	NEW CALEDON	212	141	63
FINLAND	9 443	10 453	4 596	831 TRAVEL GOODS, HANDBAGS			
SWITZERLAND	551 644	432 140	192 130	IMPORTS	318 717	834 822	371 663
AUSTRIA	777 904	447 856	198 950	FRANCE	9 221	26 606	11 847
PORTUGAL	2 477	2 429	1 071	BELGIUM LUX	4 011	8 363	3 738
SPAIN	24 606	20 306	8 979	NETHERLANDS	14 499	24 974	11 136
GIBRALTAR	1 125	476	216	ITALY	50 087	267 987	119 031
MALTA	370	207	92	UNITED KINGDOM	2 187	7 377	3 336
YUGOSLAVIA	5 401	6 704	2 958	IRISH REP	1 143	2 606	1 142
TURKEY	1 840	1 701	742	DENMARK	866	2 358	1 055
USSR	1 954	3 552	1 621	GREECE	662	1 208	538
POLAND	563	494	216	NORWAY	180	252	110
CZECHOSLOVAKIA	1 741	2 955	1 334	SWEDEN	580	1 796	796
HUNGARY	1 482	1 463	649	FINLAND	204	987	429
ROMANIA	713	401	178	SWITZERLAND	1 012	3 998	1 793
BULGARIA	1 327	1 944	835	AUSTRIA	6 312	11 793	5 290
CANARY IS	657	632	283	PORTUGAL	41	227	97
MOROCCO	199	604	265	SPAIN	3 392	7 221	3 267
ALGERIA	4 251	5 068	2 240	MALTA	177	957	426
TUNISIA	698	832	369	YUGOSLAVIA	6 829	7 753	3 436
LIBYA	69 858	58 747	25 940	TURKEY	31	213	93
EGYPT	3 680	5 532	2 381	POLAND	1 266	4 338	1 910
SUDAN	4 532	3 160	1 401	CZECHOSLOVAKIA	6 611	8 528	3 776
SENEGAL	417	223	99	HUNGARY	7 246	8 863	3 968
REP GUINEA	99	64	30	ROMANIA	2 836	4 260	1 915
SIERRA LEONE	60	80	38	BULGARIA	2 671	1 298	578
LIBERIA	239	290	128	MOROCCO	622	4 197	1 873
IVORY COAST	115	109	48	TUNISIA	1 144	1 837	809
GHANA	550	370	168	EGYPT	144	924	427
TOGO	194	218	97	UPPER VOLTA	29	80	33
BENIN	470	274	118	REP S AFRICA	89	365	163
NIGERIA	9 904	13 038	5 759	USA	1 707	6 367	2 794
CAMEROON	309	204	90	CANADA	66	138	61
GABON	395	467	211	COLOMBIA	147	1 119	497
CONGO	15	115	51	BRAZIL	2 103	14 672	6 574
ZAIRE	103	216	93	BOLIVIA	29	170	69



## 6 IMPORTS AND EXPORTS (SPECIAL TRADE) BY GROUPS OF THE SITC-REV. II AND BY COUNTRIES OF PRODUCTION AND CONSUMPTION 1981

GROUP COUNTRY	DT = 100 KG	1 000 DM	1 000 \$	GROUP COUNTRY	DT = 100 KG	1 000 DM	1 000 \$
FARAGUAY	66	290	126	PORTUGAL	3 274	17 565	7 774
URUGUAY	820	6 519	2 992	SPAIN	4 895	18 629	8 314
ARGENTINA	72	413	185	MALTA	23 353	92 066	40 593
CYPRUS	216	399	178	YUGOSLAVIA	52 535	238 637	106 011
LEBANON	178	1 277	578	TURKEY	4 630	18 722	8 316
SYRIA	40	165	71	POLAND	11 784	50 639	22 353
ISRAEL	1 335	3 452	1 526	CZECHOSLOVA	18 153	47 763	21 251
AFGHANISTAN	49	201	82	HUNGARY	13 760	43 336	19 266
PAKISTAN	820	938	411	ROMANIA	6 041	21 228	9 343
INDIA	3 760	15 563	6 932	BULGARIA	5 100	8 640	3 797
PANGLADESH	921	903	397	ALBANIA	147	139	64
THAILAND	644	4 590	2 039	MOROCCO	1 070	4 194	1 855
INDONESIA	17	107	43	TUNISIA	19 477	60 427	27 057
SINGAPORE	124	423	185	IVORY COAST	53	143	67
PHILIPPINES	664	1 427	651	MADAGASCAR	524	984	411
P. REP CHINA	5 977	11 307	5 052	MAURITIUS	585	6 454	2 872
SOUTH KOREA	35 790	87 815	39 334	REP S AFRICA	94	2 400	1 130
JAPAN	3 638	16 750	7 466	USA	3 111	9 659	4 339
TAIWAN	87 057	144 156	63 833	CANADA	439	1 272	560
HONG KONG	48 036	103 411	46 189	MEXICO	795	1 529	692
MACAO	176	414	185	BELIZE	267	632	286
EXPORTS	84 172	295 325	130 733	REP HAITI	890	2 185	946
FRANCE	14 867	30 232	13 405	BRAZIL	3 790	10 722	4 803
BELGIUM LUX	7 253	24 334	10 869	BOLIVIA	14	150	62
NETHERLANDS	11 770	32 217	14 413	URUGUAY	322	1 709	780
ITALY	1 993	6 666	2 968	CYPRUS	337	1 179	528
UNTD KINGDOM	4 997	14 876	6 565	ISRAEL	3 053	14 847	6 624
IRISH REP	431	921	398	AFGHANISTAN	28	108	47
DENMARK	2 365	5 768	2 558	PAKISTAN	1 544	1 755	797
GREECE	290	766	337	INDIA	4 275	15 362	6 915
ICELAND	297	1 203	529	SRI LANKA	6 753	17 020	7 596
NORWAY	2 853	7 443	3 303	NEPAL	60	151	71
SWEDEN	2 895	7 589	3 374	THAILAND	3 151	11 030	4 930
FINLAND	751	1 977	879	INDONESIA	4 204	6 517	2 884
SWITZERLAND	12 573	54 324	24 000	MALAYSIA	2 260	6 523	2 877
AUSTRIA	12 381	41 369	18 346	SINGAPORE	4 614	12 665	5 752
PORTUGAL	71	313	135	PHILIPPINES	11 087	34 317	15 145
SPAIN	257	896	400	P. REP CHINA	32 627	60 437	26 576
YUGOSLAVIA	49	113	49	SOUTH KOREA	55 137	186 228	81 951
TURKEY	53	97	40	JAPAN	6 540	14 580	6 530
USSR	67	240	113	TAIWAN	39 738	107 485	47 479
CZECHOSLOVA	23	76	32	HONG KONG	104 993	328 744	146 303
BULGARIA	42	120	51	MACAO	20 873	42 440	18 657
CANARY IS	112	173	75	EXPORTS	153 766	964 147	428 293
TUNISIA	332	3 087	1 376	FRANCE	8 601	62 845	27 912
LIBYA	681	1 652	711	BELGIUM LUX	17 359	127 932	57 030
EGYPT	59	193	88	NETHERLANDS	45 865	313 341	139 737
GAMBIA	25	71	31	ITALY	3 022	20 708	9 056
TOGO	107	128	56	UNTD KINGDOM	13 912	86 311	38 296
NIGERIA	101	413	182	IRISH REP	1 355	9 673	4 270
ZAIRE	14	573	32	DENMARK	2 063	11 701	5 189
REP S AFRICA	132	573	250	GREECE	5 901	10 243	4 559
USA	1 508	12 914	5 644	ICELAND	104	1 107	495
CANADA	150	846	365	NORWAY	159	1 810	772
MEXICO	50	146	60	SWEDEN	396	4 630	2 046
PANAMA	210	225	99	FINLAND	48	334	147
GUADELOUPE	29	82	35	SWITZERLAND	8 552	70 176	31 189
NETH ANTILL	89	322	144	AUSTRIA	12 778	90 546	40 209
COLOMBIA	23	151	69	PORTUGAL	1 765	3 362	1 465
VENEZUELA	200	1 239	538	SPAIN	152	733	336
CHILE	87	434	189	MALTA	188	571	242
BOLIVIA	10	67	30	YUGOSLAVIA	4 083	10 464	4 662
PARAGUAY	12	84	38	TURKEY	63	268	116
ARGENTINA	32	150	64	USSR	153	1 503	652
CYPRUS	20	76	32	POLAND	1 960	6 105	2 684
LEBANON	34	97	43	CZECHOSLOVA	538	1 832	806
IRAQ	47	473	207	HUNGARY	364	1 726	763
IRAN	99	83	38	ROMANIA	15	147	64
ISRAEL	315	418	178	BULGARIA	15	94	40
JORDAN	19	148	57	CANARY IS	11	117	54
SAUDI ARABIA	328	2 069	896	CEUTA MEL	11	123	56
KUWAIT	119	651	280	ALGERIA	232	1 305	567
BAHRAIN	44	157	71	TUNISIA	5 205	16 242	7 258
QATAR	64	418	183	LIBYA	2 890	27 285	11 826
ARAB EMIRAT	124	616	264	EGYPT	145	255	118
OMAN	24	89	36	NIGERIA	197	1 312	588
MALAYSIA	36	181	78	ZAIRE	17	106	44
SINGAPORE	238	4 460	1 941	KENYA	16	156	70
SOUTH KOREA	20	505	221	REP S AFRICA	126	1 353	600
JAPAN	972	19 822	8 774	USA	400	6 170	2 732
HONG KONG	608	7 627	3 358	CANADA	28	585	260
AUSTRALIA	216	840	366	MEXICO	1 584	2 231	934
PAPUA NEW G	37	124	51	NETH ANTILL	111	961	427
NEW ZEALAND	12	81	34	CHILE	323	2 332	1 051
842 MENS OUTERWEAR NOT KNIT				ARGENTINA	31	227	99
IMPORTS	702 276	2 621 565	1 163 157	CYPRUS	64	312	133
FRANCE	23 408	114 446	50 970	LEBANON	177	2 108	950
BELGIUM LUX	45 266	163 624	72 795	SYRIA	12	166	71
NETHERLANDS	9 708	38 650	17 092	IRAQ	9 748	48 934	21 695
ITALY	78 459	460 652	204 115	IRAN	109	463	214
UNTD KINGDOM	6 148	32 002	14 466	ISRAEL	106	735	341
IRISH REP	1 262	5 815	2 598	JORDAN	40	586	258
DENMARK	2 453	9 138	4 078	SAUDI ARABIA	127	1 169	529
GREECE	40 607	149 662	66 577	KUWAIT	320	2 825	1 246
NORWAY	225	1 964	885	BAHRAIN	21	225	103
SWEDEN	427	4 183	1 847	QATAR	15	164	70
FINLAND	2 275	20 484	9 017	ARAB EMIRAT	140	1 361	595
SWITZERLAND	2 919	27 640	12 337	SOUTH YEMEN	13	111	48
AUSTRIA	12 669	71 744	31 711	MALAYSIA	12	142	62
				SINGAPORE	15	242	107
				SOUTH KOREA	1 794	1 900	844
				JAPAN	119	1 712	719

## 6 IMPORTS AND EXPORTS (SPECIAL TRADE) BY GROUPS OF THE SITC-REV. II AND BY COUNTRIES OF PRODUCTION AND CONSUMPTION 1981

GROUP COUNTRY	DT = 100 KG	1 000 DM	1 000 \$	GROUP COUNTRY	DT = 100 KG	1 000 DM	1 000 \$
HONG KONG	49	614	267	GREENLAND		106	32
AUSTRALIA	43	512	226	MEXICO	3	89	35
43 WOMENS OUTERWEAR NONKNIT				PANAMA	20	222	97
IMPORTS	627 255	3 967 395	1 762 099	NETH ANTILL	62	858	395
FRANCE	18 922	233 519	104 469	COLOMBIA	15	170	77
BELGIUM LUX	13 604	91 715	40 589	VENEZUELA	40	602	257
NETHERLANDS	19 227	121 198	53 881	CHILE	114	1 603	715
ITALY	65 343	560 720	249 228	BOLIVIA	23	254	118
UNTD KINGDOM	6 101	67 483	30 258	ARGENTINA	203	2 365	1 041
IRISH REP	1 503	8 196	3 664	CYPRUS	44	391	178
DENMARK	2 242	13 311	5 883	LEBANON	211	3 845	1 702
GREECE	56 295	240 315	106 560	SYRIA	58	793	353
NORWAY	10	163	71	IRAQ	175	2 475	1 069
SWEDEN	583	6 170	2 765	ISRAEL	67	472	206
FINLAND	1 912	18 382	6 077	JORDAN	51	823	357
SWITZERLAND	3 620	59 024	26 199	SAUDI ARABIA	309	3 142	1 399
AUSTRIA	21 199	181 030	80 271	KUWAIT	982	10 699	4 786
PORTUGAL	10 721	61 037	27 061	BAHRAIN	5	165	71
SPAIN	842	5 457	2 441	QATAR	5	186	72
MALTA	13 919	63 730	28 233	AKAB EMIRAT	147	2 191	971
YUGOSLAVIA	33 505	211 230	93 857	OMAN	14	107	46
TURKEY	17 523	48 900	21 539	AFGHANISTAN	28	160	74
USSR	31	61	30	MALAYSIA	10	165	73
POLAND	18 359	97 074	43 167	SINGAPORE	20	341	147
CZECHOSLOVA	4 703	20 301	6 927	JAPAN	328	9 968	4 378
HUNGARY	33 065	175 328	77 481	HONG KONG	45	1 099	478
ROMANIA	17 415	80 271	35 191	AUSTRALIA	46	1 422	632
BULGARIA	5 298	22 455	10 035	844 UNDERWEAR NOT KNIT			
MOROCCO	3 782	12 387	5 469	IMPORTS	251 546	920 345	409 449
TUNISIA	16 819	70 210	31 280	FRANCE	1 725	15 488	6 892
EGYPT	712	2 337	1 043	BELGIUM LUX	526	4 110	1 838
TANZANIA	58	130	58	NETHERLANDS	2 463	9 010	3 993
MAURITIUS	104	774	354	ITALY	3 915	38 532	17 268
REP S AFRICA	474	7 817	3 538	UNTD KINGDOM	557	3 705	1 665
USA	1 139	9 859	4 396	IRISH REP	29	205	92
CANADA	130	1 589	713	DENMARK	55	363	164
MEXICO	66	1 035	466	GREECE	869	2 715	1 197
EUATEMALA	75	700	310	SWEDEN	76	1 292	578
REP HAITI	1 501	6 617	2 923	FINLAND	19	147	66
COLOMBIA	24	84	40	SWITZERLAND	233	2 712	1 211
BRAZIL	2 647	9 894	4 439	AUSTRIA	4 024	15 779	7 004
BOLIVIA	27	359	153	PORTUGAL	3 969	17 984	7 891
URUGUAY	983	5 785	2 453	SPAIN	544	1 789	796
CYPRUS	2 914	10 839	4 829	MALTA	10	139	64
ISRAEL	2 639	20 106	9 056	YUGOSLAVIA	17 140	70 128	31 285
AFGHANISTAN	1 343	5 481	2 442	TURKEY	1 284	3 338	1 460
PAKISTAN	1 926	5 696	2 548	POLAND	9 553	35 062	15 586
INDIA	40 861	247 167	110 638	CZECHOSLOVA	2 416	6 236	2 741
BANGLADESH	32	159	68	HUNGARY	3 273	14 504	6 491
SRI LANKA	7 295	22 994	10 298	ROMANIA	9 360	18 225	7 993
NEPAL	130	473	205	BULGARIA	6 624	12 363	5 578
THAILAND	5 151	25 017	11 152	ALBANIA	510	899	406
INDONESIA	1 648	5 962	2 594	MOROCCO	873	3 105	1 390
MALAYSIA	5 195	14 562	6 477	TUNISIA	8 310	37 475	16 738
SINGAPORE	7 419	37 400	16 651	EGYPT	1 270	2 573	1 143
PHILIPPINES	5 819	31 280	13 999	MAURITIUS	21	91	43
P REP CHINA	10 099	25 653	11 395	REP S AFRICA	48	216	98
SOUTH KOREA	45 077	201 493	88 639	USA	1 938	6 680	2 962
JAPAN	1 552	6 660	3 010	CANADA	8	134	64
TAIWAN	22 048	93 018	41 321	REP HAITI	15	90	42
HONG KONG	120 925	665 917	295 613	BRAZIL	1 350	3 861	1 740
MACAO	10 644	30 412	13 443	CYPRUS	213	822	374
EXPORTS	183 491	1 850 026	820 578	ISRAEL	254	1 268	562
FRANCE	12 737	130 644	57 751	AFGHANISTAN	58	202	88
BELGIUM LUX	19 403	192 535	85 567	PAKISTAN	1 466	2 102	952
NETHERLANDS	61 955	635 079	282 662	INDIA	7 481	32 844	14 710
ITALY	1 580	18 381	8 074	BANGLADESH	142	474	223
UNTD KINGDOM	12 664	122 302	53 699	SRI LANKA	4 657	13 600	6 059
IRISH REP	1 558	17 675	7 815	NEPAL	43	160	70
DENMARK	3 101	28 411	12 573	BURMA	84	262	116
GREECE	4 578	11 812	5 206	THAILAND	635	2 989	1 339
ICELAND	102	1 766	778	VIETNAM	97	378	168
NORWAY	1 624	20 876	9 282	INDONESIA	4 928	13 964	6 085
SWEDEN	1 640	21 584	9 481	MALAYSIA	3 174	11 479	5 085
FINLAND	138	1 903	865	SINGAPORE	2 710	12 809	5 658
SWITZERLAND	20 837	273 097	121 098	PHILIPPINES	3 294	14 076	6 234
AUSTRIA	27 100	257 206	114 307	P REP CHINA	11 164	22 043	9 975
PORTUGAL	98	673	305	SOUTH KOREA	38 159	156 997	69 505
SPAIN	429	5 150	2 266	JAPAN	8 592	19 586	8 994
ANDORRA	10	302	129	TAIWAN	13 493	49 877	22 198
MALTA	302	1 380	602	HONG KONG	57 508	209 317	93 076
YUGOSLAVIA	1 013	7 419	3 264	MACAO	10 362	26 031	11 449
TURKEY	16	130	49	EXPORTS	27 512	163 477	72 926
USSR	385	4 190	1 882	FRANCE	2 398	14 485	6 463
POLAND	1 312	3 541	1 566	BELGIUM LUX	3 410	22 862	10 196
CZECHOSLOVA	228	1 708	759	NETHERLANDS	12 533	61 762	27 716
HUNGARY	787	3 928	1 734	ITALY	387	1 582	694
ROMANIA	35	230	104	UNTD KINGDOM	1 506	8 993	3 977
BULGARIA	85	529	230	IRISH REP	81	791	351
CANARY IS	39	488	213	DENMARK	474	2 388	1 053
MOROCCO	1 822	2 975	1 324	GREECE	26	194	88
TUNISIA	2 473	6 533	2 909	ICELAND	33	296	127
LIBYA	711	8 098	3 525	NORWAY	50	499	217
EGYPT	141	583	257	SWEDEN	50	507	226
NIGERIA	48	219	88	SWITZERLAND	1 687	16 531	7 365
MOZAMBIQUE	5	79	36	AUSTRIA	1 390	13 227	5 916
REP S AFRICA	175	3 461	1 540	PORTUGAL	104	273	120
USA	714	12 340	5 412	SPAIN	40	139	65
CANADA	536	6 912	3 051	YUGOSLAVIA	132	591	256

## 6 IMPORTS AND EXPORTS (SPECIAL TRADE) BY GROUPS OF THE SITC-REV. II AND BY COUNTRIES OF PRODUCTION AND CONSUMPTION 1981

GROUP COUNTRY	DT = 100 KG	1 000 DM	1 000 \$	GROUP COUNTRY	DT = 100 KG	1 000 DM	1 000 \$
POLAND	73	354	153	MALTA	36	435	190
CZECHOSLOVAKIA	83	476	206	YUGOSLAVIA	1 121	4 952	2 194
HUNGARY	48	278	124	TURKEY	31	135	53
TUNISIA	2 149	7 338	3 249	USSR	115	1 167	514
LIBYA	99	1 546	670	POLAND	361	2 202	978
NIGERIA	16	108	48	CZECHOSLOVAKIA	167	1 109	500
USA	193	3 735	1 666	HUNGARY	1 003	5 685	2 531
CANADA	20	234	105	ROMANIA	57	218	93
NETH ANTILL	21	188	82	BULGARIA	122	656	289
CHILE	116	307	143	CANARY IS	29	312	133
LEBANON	13	183	82	MOROCCO	2 229	3 967	1 770
IRAQ	121	1 128	482	CEUTA PEL	21	191	86
JORDAN	8	96	41	TUNISIA	1 946	5 224	2 297
SAUDI ARABIA	60	416	186	LIEYA	711	10 537	4 492
KUWAIT	43	410	180	EGYPT	15	234	106
BAHRAIN	15	152	69	NIGERIA	58	669	292
ARAB EMIRAT	17	132	61	REP S AFRICA	150	2 958	1 325
JAPAN	4	148	67	USA	705	9 826	4 323
HONG KONG	28	396	176	CANADA	186	2 828	1 247
AUSTRALIA	13	221	99	MEXICO	11	210	90
				GUATEMALA	15	162	67
				PANAMA	5	77	32
				NETH ANTILL	26	398	180
				COLOMBIA	6	81	38
				VENEZUELA	19	333	140
				CHILE	68	774	337
				ARGENTINA	66	724	333
				CYPRUS	52	394	177
				LEBANON	194	2 860	1 278
				SYRIA	35	345	153
				IRAQ	98	1 540	684
				ISRAEL	50	347	150
				JORDAN	44	807	360
				SAUDI ARABIA	145	2 382	1 045
				KUWAIT	291	3 932	1 736
				BAHRAIN	9	140	61
				QATAR	24	294	128
				ARAB EMIRAT	149	1 394	623
				OMAN	6	72	33
				NORTH YEMEN	9	80	33
				MALAYSIA	10	98	41
				SINGAPORE	50	426	186
				P REP CHINA	4	79	30
				JAPAN	287	5 686	2 507
				HONG KONG	93	1 453	635
				AUSTRALIA	102	2 743	1 217
				NEW ZEALAND	3	92	40
345 OUTERWEAR KNIT NONELASTC				846 UNDERWEAR KNITTED			
IMPORTS	674 623	3 900 071	1 723 026	IMPORTS	504 703	1 790 319	800 325
FRANCE	18 979	198 360	88 299	FRANCE	12 976	101 567	45 153
BELGIUM LUX	2 873	25 914	11 485	BELGIUM LUX	1 117	8 690	3 875
NETHERLANDS	8 572	49 470	21 978	NETHERLANDS	8 817	28 812	12 768
ITALY	237 116	1 566 358	690 603	ITALY	65 915	227 114	101 802
UNIT KINGDOM	12 599	142 064	62 495	UNIT KINGDOM	2 847	25 284	11 332
IRISH REP	1 307	5 819	2 543	IRISH REP	8 878	14 108	6 270
DENMARK	6 858	42 555	18 686	DENMARK	1 653	9 875	4 415
GREECE	53 435	223 139	99 334	GREECE	76 939	214 719	96 411
ICELAND	838	8 516	3 776	NORWAY	155	1 071	463
FAROE IS	207	1 371	597	SWEDEN	457	5 091	2 262
NORWAY	896	7 918	3 478	FINLAND	232	2 222	991
SWEDEN	1 000	11 380	5 100	SWITZERLAND	7 709	61 088	27 042
FINLAND	1 350	11 027	4 906	AUSTRIA	5 375	40 511	18 050
SWITZERLAND	5 176	60 023	26 773	PORTUGAL	13 450	44 986	20 071
AUSTRIA	12 841	119 755	53 183	SPAIN	3 061	10 662	4 784
PORTUGAL	6 744	25 821	11 546	MALTA	59	616	270
SPAIN	1 180	4 744	2 105	YUGOSLAVIA	46 744	167 511	74 811
MALTA	1 357	10 978	4 896	TURKEY	13 422	39 329	17 494
YUGOSLAVIA	14 071	71 623	31 989	USSR	103	83	38
TURKEY	1 594	6 055	2 734	POLAND	12 894	20 750	9 189
USSR	17	85	38	CZECHOSLOVAKIA	9 743	20 537	9 109
POLAND	5 358	22 966	10 242	HUNGARY	7 944	39 210	17 397
CZECHOSLOVAKIA	10 012	25 406	11 374	ROMANIA	24 924	35 324	15 770
HUNGARY	18 407	86 666	38 688	BULGARIA	3 999	5 852	2 581
ROMANIA	22 334	48 759	21 511	MOROCCO	112	612	278
BULGARIA	5 322	18 351	8 063	TUNISIA	10 210	35 243	15 720
MOROCCO	5 797	17 734	7 887	EGYPT	3 239	9 791	4 477
TUNISIA	9 390	43 309	19 259	TOGO	645	1 527	708
EGYPT	210	832	378	ETHIOPIA	197	310	135
MAURITIUS	6 222	33 482	14 489	KENYA	601	1 183	514
ZIMBABWE	35	234	112	MAURITIUS	249	874	398
REP S AFRICA	236	2 072	930	REP S AFRICA	60	353	156
USA	13 215	45 012	19 989	USA	5 092	29 473	13 057
CANADA	87	1 639	699	CANADA	121	939	405
MEXICO	16	89	38	COSTA RICA	20	72	34
REP HAITI	255	1 178	520	REP HAITI	324	1 621	716
ECUADOR	25	91	42	COLOMBIA	26	151	68
PERU	383	2 466	1 054	BRAZIL	4 464	17 585	8 060
BRAZIL	2 129	8 539	3 899	CYPRUS	619	2 370	1 072
BOLIVIA	192	1 487	644	LEBANON	27	140	66
URUGUAY	116	1 008	438	ISRAEL	18 128	60 696	27 156
CYPRUS	1 326	8 506	3 787	PAKISTAN	2 739	4 213	1 884
ISRAEL	4 162	32 958	14 764	INDIA	2 728	11 019	5 049
AFGHANISTAN	100	350	157	SRI LANKA	1 240	4 013	1 791
PAKISTAN	1 935	3 057	1 425	THAILAND	6 369	21 552	9 649
INDIA	2 148	9 550	4 248	INDONESIA	4 477	2 105	921
SRI LANKA	136	332	142	MALAYSIA	1 840	7 261	3 201
NEPAL	36	159	69	SINGAPORE	4 813	23 721	10 763
THAILAND	8 510	27 709	12 212	PHILIPPINES	17 406	70 489	31 377
INDONESIA	454	2 313	1 001	P REP CHINA	15 002	27 795	12 400
MALAYSIA	1 228	6 000	2 663	SOUTH KOREA	16 831	63 407	27 904
SINGAPORE	6 396	31 784	14 093	JAPAN	653	3 613	1 678
PHILIPPINES	7 432	28 468	12 630				
P REP CHINA	9 952	27 582	12 211				
SOUTH KOREA	24 733	107 005	46 978				
JAPAN	1 398	8 538	3 815				
TAIWAN	40 512	172 998	76 423				
HONG KONG	61 155	402 494	176 713				
MACAO	14 214	75 764	32 798				
EXPORTS	123 780	1 253 203	557 947				
FRANCE	9 031	77 755	34 702				
BELGIUM LUX	13 173	155 162	69 125				
NETHERLANDS	45 561	452 976	202 218				
ITALY	2 661	19 014	8 501				
UNIT KINGDOM	3 649	39 317	17 410				
IRISH REP	434	6 724	2 996				
DENMARK	1 773	18 732	8 378				
GREECE	2 835	6 228	2 769				
ICELAND	115	1 405	618				
NORWAY	1 049	16 458	7 308				
SWEDEN	689	9 970	4 433				
FINLAND	93	1 431	626				
SWITZERLAND	15 464	192 545	85 711				
AUSTRIA	16 083	169 855	75 528				
PORTUGAL	25	578	257				
SPAIN	139	2 368	1 072				
ANDORRA	2	163	70				

## 6 IMPORTS AND EXPORTS (SPECIAL TRADE) BY GROUPS OF THE SITC-REV. II AND BY COUNTRIES OF PRODUCTION AND CONSUMPTION 1981

GROUP COUNTRY	DT = 100 KG	1 000 DM	1 000 \$	GROUP COUNTRY	DT = 100 KG	1 000 DM	1 000 \$
TAIWAN	11 177	49 268	22 061	BOLIVIA	12	125	51
HONG KONG	42 743	184 425	83 028	URUGUAY	32	183	75
MACAO	7 069	29 247	13 049	CYPRUS	39	201	80
EXPORTS	138 328	657 995	292 179	SYRIA	835	1 559	724
FRANCE	9 723	53 255	23 632	ISRAEL	943	2 855	1 267
BELGIUM LUX	10 348	67 041	29 838	AFGHANISTAN	83	259	109
NETHERLANDS	25 034	128 882	57 421	PAKISTAN	1 942	2 322	1 055
ITALY	3 401	22 559	9 936	INDIA	5 272	24 307	10 850
UNTD KINGDOM	2 608	12 934	5 696	SRI LANKA	160	369	165
IRISH REP	135	521	228	THAILAND	3 555	6 121	2 722
DENMARK	1 391	8 415	3 724	MALAYSIA	4 568	23 879	10 549
GREECE	10 595	24 283	10 758	SINGAPORE	409	1 254	553
ICELAND	258	2 285	999	PHILIPPINES	1 532	7 241	3 140
NORWAY	398	3 289	1 428	P REP CHINA	5 025	14 729	6 575
SWEDEN	445	3 825	1 691	SOUTH KOREA	25 021	63 918	28 493
FINLAND	75	986	430	JAPAN	4 891	32 371	14 380
SWITZERLAND	9 194	61 940	27 391	TAIWAN	10 743	25 741	11 324
AUSTRIA	11 098	68 060	30 075	HONG KONG	13 390	32 956	14 397
PORTUGAL	533	1 924	839	MACAO	2 815	7 306	3 214
SPAIN	117	1 248	561	AUSTRALIA	49	301	139
MALTA	5	71	32	EXPORTS	43 887	247 330	109 337
YUGOSLAVIA	34 101	109 052	48 596	FRANCE	3 573	25 618	11 296
USSR	1 028	8 077	3 804	BELGIUM LUX	3 547	22 125	9 793
POLAND	264	1 108	485	NETHERLANDS	6 615	46 860	20 860
CZECHOSLOVA	411	2 567	1 127	ITALY	2 312	14 866	6 516
HUNGARY	4 340	24 853	11 025	UNTD KINGDOM	1 753	7 613	3 360
ROMANIA	102	275	120	IRISH REP	268	1 737	767
BULGARIA	23	214	94	DENMARK	868	5 671	2 493
CANARY IS	9	73	32	GREECE	1 281	4 194	1 852
TUNISIA	9 932	23 841	10 597	ICELAND	70	708	316
LIBYA	211	1 735	775	NORWAY	505	4 002	1 739
EGYPT	72	117	50	SWEDEN	885	6 457	2 794
NIGERIA	50	535	233	FINLAND	304	1 890	815
KENYA	28	122	56	SWITZERLAND	2 573	22 714	10 047
REUNION	6	71	31	AUSTRIA	4 074	28 458	12 631
REP S AFRICA	33	406	174	PORTUGAL	136	1 419	626
USA	240	2 032	872	SPAIN	116	1 110	486
CANADA	150	935	413	MALTA	229	637	282
MEXICO	53	1 008	440	YUGOSLAVIA	4 966	12 112	5 411
PANAMA	5	77	33	TURKEY	76	229	100
GUADELOUPE	6	86	38	USSR	18	305	146
NETH ANTILL	10	172	74	POLAND	737	2 471	1 094
VENEZUELA	5	92	39	CZECHOSLOVA	182	628	278
CHILE	144	1 162	513	HUNGARY	467	2 096	933
PARAGUAY	16	96	43	ROMANIA	165	814	357
ARGENTINA	12	204	93	BULGARIA	318	464	203
CYPRUS	48	439	191	MOROCCO	38	65	30
LEBANON	195	1 319	598	ALGERIA	107	256	110
SYRIA	31	246	106	TUNISIA	4 661	10 734	4 801
IRAQ	23	208	93	LIBYA	179	2 521	1 151
ISRAEL	157	1 055	469	EGYPT	120	334	145
JORDAN	84	545	231	NIGERIA	353	560	256
SAUDI ARABIA	161	1 837	806	ETHIOPIA	263	462	199
KUWAIT	192	2 220	1 004	MAURITIUS	9	78	35
BAHRAIN	16	237	103	ZAMBIA	33	123	54
QATAR	30	433	185	REP S AFRICA	95	518	225
ARAB EMIRAT	123	1 136	512	USA	470	4 229	1 820
OMAN	17	212	94	CANADA	217	1 739	731
PAKISTAN	96	744	328	MEXICO	6	111	49
MALAYSIA	71	717	313	VENEZUELA	20	117	49
SINGAPORE	89	950	423	CHILE	40	707	316
JAPAN	191	3 291	1 445	PARAGUAY	9	78	33
HONG KONG	86	516	231	ARGENTINA	28	219	96
AUSTRALIA	19	448	198	CYPRUS	59	261	114
FR POLYNESIA	5	87	37	LEBANON	12	104	41
847 TXTL CLTHNG ACCESRYS NES				IRAQ	103	749	324
IMPORTS	172 944	632 464	281 076	IRAN	6	83	35
FRANCE	2 837	22 325	9 985	ISRAEL	260	1 163	516
BELGIUM LUX	1 527	5 741	2 566	JORDAN	8	99	41
NETHERLANDS	3 201	12 023	5 312	SAUDI ARABIA	24	208	94
ITALY	42 534	192 113	85 713	KUWAIT	22	290	118
UNTD KINGDOM	1 785	9 217	4 094	BAHRAIN	4	67	30
IRISH REP	176	2 640	1 155	ARAB EMIRAT	24	235	106
DENMARK	387	1 358	619	INDIA	3	74	31
GREECE	1 094	3 512	1 554	MALAYSIA	13	102	45
ICELAND	28	237	105	SINGAPORE	47	295	132
NORWAY	261	1 093	476	PHILIPPINES	79	168	75
SWEDEN	159	889	406	JAPAN	207	3 188	1 398
FINLAND	94	486	205	TAIWAN	19	139	61
SWITZERLAND	1 861	25 530	11 312	HONG KONG	63	491	213
AUSTRIA	2 757	19 288	8 532	AUSTRALIA	68	515	218
PORTUGAL	1 389	4 506	1 980	848 HEADGEAR, NONTXTL CLOTHNG			
SPAIN	298	1 226	545	IMPORTS	345 082	2 275 918	1 005 810
MALTA	163	731	326	FRANCE	12 367	81 953	36 165
YUGOSLAVIA	5 770	11 512	5 165	BELGIUM LUX	13 466	20 581	9 117
TURKEY	54	188	81	NETHERLANDS	17 194	35 358	15 673
USSR	40	75	36	ITALY	33 730	266 740	117 432
POLAND	837	1 984	894	UNTD KINGDOM	4 159	28 260	12 613
CZECHOSLOVA	2 083	5 355	2 406	IRISH REP	919	2 611	1 166
HUNGARY	755	2 429	1 092	DENMARK	611	13 484	5 914
ROMANIA	5 911	9 696	4 332	GREECE	9 975	543 995	239 220
BULGARIA	79	128	64	ICELAND	45	310	136
TUNISIA	3 596	10 750	4 794	NORWAY	32	646	277
MAURITIUS	188	409	183	SWEDEN	1 693	5 162	2 276
REP S AFRICA	100	361	159	FINLAND	726	21 858	9 477
USA	11 303	37 336	16 552	SWITZERLAND	930	15 791	6 951
CANADA	88	178	79	AUSTRIA	6 221	33 440	14 685
BARBADOS	164	722	314	PORTUGAL	274	3 911	1 701
PERU	24	143	60	SPAIN	9 943	55 927	24 426

6 IMPORTS AND EXPORTS (SPECIAL TRADE) BY GROUPS OF THE SITC-REV. II AND BY COUNTRIES OF PRODUCTION AND CONSUMPTION 1981

GROUP COUNTRY	DT = 100 KG	1 000 DM	1 000 \$	GROUP COUNTRY	DT = 100 KG	1 000 DM	1 000 \$
ANDORRA	11	143	61	KUWAIT	63	401	177
MALTA	539	12 299	5 401	QATAR	13	101	42
YUGOSLAVIA	6 908	50 062	22 108	ARAB EMIRAT	125	330	145
TURKEY	6 000	91 886	40 439	PAKISTAN	25	88	36
POLAND	1 292	14 042	6 146	THAILAND	13	76	31
CZECHOSLOVIA	1 080	14 535	6 420	INDONESIA	18	132	59
HUNGARY	2 243	24 707	10 820	MALAYSIA	14	106	43
ROMANIA	606	2 265	1 014	SINGAPORE	250	652	291
BULGARIA	464	7 493	3 330	PHILIPPINES	15	115	51
MOROCCO	1 221	10 031	4 439	P. REP. CHINA	66	180	83
TUNISIA	638	9 638	4 230	SOUTH KOREA	68	269	121
EGYPT	25	309	136	JAPAN	279	7 322	3 175
REP. S. AFRICA	120	429	189	TAIWAN	12	162	70
USA	8 506	38 353	16 871	HONG KONG	74	1 238	550
CANADA	426	26 074	11 433	AUSTRALIA	47	591	260
MEXICO	356	872	379				
GUATEMALA	129	99	41	851 FOOTWEAR			
REP. HAITI	79	712	322				
PEPL	141	1 260	559	IMPORTS	1 367 702	3 608 136	1 605 319
BRAZIL	1 479	5 664	2 515	FRANCE	88 764	284 376	126 515
CHILE	24	97	44	BELGIUM LUX	5 707	15 411	6 951
BOLIVIA	24	176	74	NETHERLANDS	24 288	53 427	23 736
URUGUAY	6 985	76 504	33 549	ITALY	667 432	1 910 080	848 649
ARGENTINA	1 220	16 215	7 245	UNITD. KINGDOM	4 032	20 259	8 923
CYPRUS	24	162	75	IRISH REP.	738	2 971	1 324
LEBANON	29	88	39	DENMARK	11 594	32 340	14 432
ISRAEL	1 110	9 633	4 278	GREECE	12 478	47 542	21 036
AFGHANISTAN	100	380	172	NORWAY	55	222	100
PAKISTAN	5 051	19 455	8 770	SWEDEN	6 757	14 504	6 556
INDIA	8 829	34 694	15 612	FINLAND	580	2 023	892
SRI LANKA	102	78	35	SWITZERLAND	12 820	63 881	28 349
THAILAND	7 935	9 438	4 360	AUSTRIA	60 441	265 396	116 831
MALAYSIA	12 324	11 733	5 215	PORTUGAL	15 345	42 920	19 231
SINGAPORE	132	139	62	SPAIN	130 046	264 330	117 493
PHILIPPINES	640	6 014	2 617	MALTA	2 259	7 984	3 536
P. REP. CHINA	70 900	160 856	72 146	YUGOSLAVIA	34 311	90 674	40 620
NORTH KOREA	7	83	38	TURKEY	66	212	98
SOUTH KOREA	37 478	297 764	132 649	USSR	1 778	2 548	1 118
JAPAN	1 299	8 093	3 520	POLAND	10 668	18 379	8 206
TAIWAN	18 382	50 432	22 377	CZECHOSLOVIA	18 339	22 662	10 077
HONG KONG	27 247	129 935	57 500	HUNGARY	10 481	25 769	11 480
MACAO	300	1 630	714	ROMANIA	38 872	57 455	25 341
AUSTRALIA	69	188	84	BULGARIA	2 853	3 554	1 571
NEW ZEALAND	290	969	432	MOROCCO	867	1 703	733
EXPORTS	53 780	500 477	219 515	TUNISIA	1 094	3 247	1 435
FRANCE	6 159	52 777	23 288	REP. S. AFRICA	825	2 176	999
BELGIUM LUX	5 005	47 653	20 941	USA	2 326	10 227	4 545
NETHERLANDS	9 013	69 033	30 297	CANADA	926	4 351	1 909
ITALY	2 845	21 210	9 377	MEXICO	489	771	343
UNITD. KINGDOM	1 478	14 047	6 161	REP. HAITI	43	153	72
IRISH REP.	115	1 421	628	BRAZIL	4 433	18 904	8 425
DENMARK	932	8 971	3 950	URUGUAY	755	3 463	1 568
GREECE	2 148	14 642	6 474	ARGENTINA	112	594	267
ICELAND	80	356	155	SYRIA	112	144	64
NORWAY	770	10 924	4 818	ISRAEL	239	279	124
SWEDEN	728	6 688	2 970	PAKISTAN	4 875	3 694	1 686
FINLAND	357	2 492	1 105	INDIA	3 189	5 361	2 448
SWITZERLAND	5 538	103 586	45 203	NEPAL	226	420	183
AUSTRIA	6 055	82 866	36 158	THAILAND	323	495	224
PORTUGAL	222	607	264	MALAYSIA	3 176	3 715	1 718
SPAIN	360	2 139	955	SINGAPORE	80	149	68
ANDORRA	3	133	57	PHILIPPINES	6 770	11 945	5 555
MALTA	246	1 071	475	P. REP. CHINA	22 118	20 466	9 102
YUGOSLAVIA	1 287	7 561	3 332	SOUTH KOREA	39 734	58 000	26 384
TURKEY	129	564	250	JAPAN	1 776	5 170	2 263
USSR	10	169	76	TAIWAN	97 215	181 356	81 907
POLAND	344	1 272	556	HONG KONG	15 211	22 147	9 908
CZECHOSLOVIA	157	896	393	EXPORTS	180 980	800 366	354 607
HUNGARY	1 010	5 317	2 343	FRANCE	14 188	63 747	28 334
ROMANIA	859	1 242	533	BELGIUM LUX	14 969	72 098	31 994
BULGARIA	169	511	227	NETHERLANDS	35 407	155 011	68 764
CANARY IS.	5	217	97	ITALY	4 629	16 428	7 301
MOROCCO	75	367	158	UNITD. KINGDOM	12 873	27 272	12 032
ALGERIA	29	117	53	IRISH REP.	1 934	4 888	2 109
TUNISIA	584	2 322	1 043	DENMARK	8 446	31 531	13 940
LIBYA	92	418	181	GREECE	1 365	5 382	2 375
EGYPT	63	125	54	ICELAND	721	3 386	1 485
NIGERIA	300	1 370	599	NORWAY	4 117	21 377	9 511
ZAIRE	34	97	39	SWEDEN	4 597	22 999	10 189
BURUNDI	45	111	48	FINLAND	1 613	8 598	3 852
ANGOLA	3	101	46	SWITZERLAND	18 993	96 640	42 708
REP. S. AFRICA	143	1 651	728	AUSTRIA	29 432	137 174	60 998
USA	2 963	11 280	4 917	PORTUGAL	236	828	353
CANADA	216	2 505	1 100	SPAIN	718	3 253	1 460
COLOMBIA	39	186	84	MALTA	29	96	44
VENEZUELA	25	234	104	YUGOSLAVIA	21	96	43
SURINAM	31	64	30	USSR	2 643	13 815	6 075
PERU	27	72	32	POLAND	158	296	129
BRAZIL	87	325	140	CZECHOSLOVIA	77	631	277
CHILE	180	1 221	545	HUNGARY	177	436	197
BOLIVIA	22	627	273	ROMANIA	399	1 130	504
PARAGUAY	10	96	39	BULGARIA	81	464	207
URUGUAY	5	107	46	CANARY IS.	99	394	169
ARGENTINA	152	508	223	MOROCCO	37	94	43
CYPRUS	32	116	51	CEUTA MEL	86	399	173
LEBANON	114	203	90	ALGERIA	569	2 160	929
SYRIA	109	145	63	TUNISIA	40	148	64
IRAN	359	2 610	1 156	LIBYA	266	1 238	559
ISRAEL	279	761	335	EGYPT	97	421	191
JORDAN	61	145	62	SUDAN	37	101	49
SAUDI ARABIA	253	762	322	MALI	11	96	41

## 6 IMPORTS AND EXPORTS (SPECIAL TRADE) BY GROUPS OF THE SITC-REV. II AND BY COUNTRIES OF PRODUCTION AND CONSUMPTION 1981

GROUP COUNTRY	DT = 100 KG	1 000 DM	1 000 \$	GROUP COUNTRY	DT = 100 KG	1 000 DM	1 000 \$
LIBERIA	281	317	132	TURKEY	79	1 417	627
GHANA	617	462	197	USSR	407	17 069	7 461
NIGERIA	337	1 794	802	POLAND	93	370	166
CAMEROON	240	474	201	CZECHOSLOVAKIA	36	1 223	544
ZAIRE	61	334	147	HUNGARY	47	936	403
ANGOLA	53	259	115	ROMANIA	62	1 304	625
ETHIOPIA	25	145	66	BULGARIA	28	731	326
TANZANIA	50	216	102	ALBANIA	1	94	42
MAURITIUS	38	72	33	CANARY IS	3	120	50
ZAMBIA	47	195	83	MOROCCO	20	409	184
REP S AFRICA	964	3 620	1 624	ALGERIA	70	2 602	1 144
USA	4 048	21 074	9 257	TUNISIA	21	820	362
CANADA	1 923	9 308	4 104	LIBYA	36	1 048	466
GREENLAND	17	101	43	EGYPT	80	4 240	1 853
PANAMA	171	883	377	SUDAN	5	203	89
JAMAICA	55	220	92	UPPER VOLTA	1	76	31
TRINIDAD TOB	105	554	249	IVORY COAST	2	91	43
NETH ANTILL	157	813	362	NIGERIA	155	3 505	1 535
COLOMBIA	53	238	104	CENT AFR REP	4	124	52
VENEZUELA	266	1 237	546	GABON	5	299	132
SURINAM	123	571	257	ZAIRE	4	72	31
ECUADOR	16	76	32	ANGOLA	9	304	136
PERU	80	109	52	ETHIOPIA	1	77	37
BRAZIL	32	114	54	KENYA	21	654	298
CHILE	346	1 936	845	TANZANIA	5	235	99
BOLIVIA	23	105	44	REUNION	3	71	33
ARGENTINA	122	780	359	ZIMBABWE	4	82	36
CYPRUS	233	1 177	532	REP S AFRICA	243	5 558	2 446
LEBANON	182	665	297	USA	3 401	102 724	45 545
IRAQ	382	1 910	832	CANADA	391	11 396	5 022
ISRAEL	812	2 960	1 295	MEXICO	310	11 864	5 272
JORDAN	144	575	247	GUATEMALA	4	272	117
SAUDI ARABIA	811	3 778	1 643	COSTA RICA	6	222	95
KUWAIT	958	5 987	2 609	PANAMA	3	123	53
BAHRAIN	68	374	168	CUBA	15	421	184
QATAR	147	937	408	JAMAICA	3	187	79
ARAB EMIRAT	347	2 184	957	BARBADOS	1	81	36
OMAN	132	502	220	TRINIDAD TOB	2	106	46
NORTH YEMEN	11	69	31	NETH ANTILL	1	72	30
AFGHANISTAN	73	303	137	COLOMBIA	42	1 432	631
SRI LANKA	20	82	36	VENEZUELA	36	1 361	595
INDONESIA	131	432	197	ECUADOR	18	691	302
MALAYSIA	720	4 516	1 990	PERU	22	816	361
BRUNEI	24	180	76	BRAZIL	81	4 458	1 931
SINGAPORE	3 118	18 967	8 416	CHILE	236	3 272	1 433
JAPAN	1 482	5 842	2 560	BOLIVIA	20	1 070	492
HONG KONG	886	5 340	2 378	PARAGUAY	3	115	48
AUSTRALIA	479	2 408	1 066	URUGUAY	4	329	147
PAPUA NEW G	25	78	36	ARGENTINA	220	7 001	3 113
AUST OCEANIA	12	78	35	LEBANON	27	655	289
NEW ZEALAND	89	618	270	SYRIA	45	1 339	613
AMER OCEANIA	43	203	101	IRAQ	87	34 841	15 302
FJI	33	145	65	IRAN	71	1 787	788
				ISRAEL	96	1 841	812
				JORDAN	14	416	192
				SAUDI ARABIA	200	6 860	3 018
				KUWAIT	40	747	328
				BAHRAIN	1	115	54
				QATAR	8	495	219
				ARAB EMIRAT	37	1 028	464
				OMAN	4	80	36
				AFGHANISTAN	18	263	118
				PAKISTAN	110	2 312	1 014
				INDIA	72	3 442	1 544
				THAILAND	21	551	249
				INDONESIA	24	1 506	670
				MALAYSIA	17	618	277
				SINGAPORE	91	3 052	1 364
				PHILIPPINES	6	317	145
				P REP CHINA	364	10 584	4 724
				NORTH KOREA	2	162	74
				SOUTH KOREA	30	948	416
				JAPAN	520	15 635	7 056
				TAIWAN	40	1 909	861
				HONG KONG	30	1 498	660
				AUSTRALIA	267	6 245	2 766
				NEW ZEALAND	46	907	408
71 OPTICAL INSTRUMENTS				872 MEDICAL INSTRUMENTS NES			
IMPORTS	15 564	278 128	123 498	IMPORTS	98 024	602 524	267 326
FRANCE	466	84 590	37 564	FRANCE	9 221	46 016	20 474
BELGIUM LUX	170	5 889	2 648	BELGIUM LUX	6 364	26 565	11 806
NETHERLANDS	596	18 614	6 323	NETHERLANDS	2 892	27 841	12 328
ITALY	421	11 269	4 996	ITALY	9 923	29 237	12 996
UNITED KINGDOM	1 108	14 161	6 299	UNITED KINGDOM	4 449	40 424	17 855
DENMARK	44	537	228	IRISH REP	4 708	24 114	10 768
NORWAY	18	124	53	DENMARK	7 163	21 578	9 645
SWEDEN	33	882	386	GREECE	94	269	123
FINLAND	3	99	42	NORWAY	739	4 342	1 917
SWITZERLAND	556	15 935	7 019	SWEDEN	3 751	40 311	17 898
AUSTRIA	259	4 402	1 965	FINLAND	62	1 536	685
PORTUGAL	421	7 829	3 507	SWITZERLAND	6 582	48 030	21 368
SPAIN	83	840	368	AUSTRIA	903	12 694	5 626
MALTA		88	39	PORTUGAL	970	2 325	1 024
USSR	241	594	263	SPAIN	493	4 776	2 098
POLAND	153	876	386	YUGOSLAVIA	100	408	181
USA	1 265	45 654	20 204	USSR	5	159	72
CANADA	175	3 833	1 700	POLAND	294	1 690	740
SINGAPORE	72	2 141	972	CZECHOSLOVAKIA	4 640	3 728	1 651
P REP CHINA	244	875	397	HUNGARY	2 210	3 947	1 754
SOUTH KOREA	177	512	217	REP S AFRICA	34	674	292
JAPAN	7 975	55 967	24 861	USA	11 626	149 586	66 268
TAIWAN	29	141	61				
HONG KONG	790	1 429	630				
MACAO	220	469	209				
EXPORTS	19 290	673 464	298 156				
FRANCE	2 764	203 703	90 127				
BELGIUM LUX	713	13 932	6 213				
NETHERLANDS	1 475	21 461	9 446				
ITALY	1 438	29 866	13 273				
UNITED KINGDOM	867	27 279	12 080				
IRISH REP	86	1 185	519				
DENMARK	190	3 703	1 645				
GREECE	85	1 855	820				
ICELAND	17	283	122				
NORWAY	193	3 014	1 357				
SWEDEN	336	9 243	4 099				
FINLAND	187	2 788	1 238				
SWITZERLAND	894	19 467	8 589				
AUSTRIA	784	14 711	6 503				
PORTUGAL	208	4 159	1 841				
SPAIN	432	21 888	9 748				
ANDORRA	2	211	96				
YUGOSLAVIA	45	1 757	770				

6 IMPORTS AND EXPORTS (SPECIAL TRADE) BY GROUPS OF THE SITC-REV. II AND BY COUNTRIES OF PRODUCTION AND CONSUMPTION 1981

GROUP COUNTRY	DT = 100 KG	1 000 DM	1 000 \$	GROUP COUNTRY	DT = 100 KG	1 000 DM	1 000 \$
CANADA	260	1 748	757	ISRAEL	670	6 854	3 034
BRAZIL	20	289	130	JORDAN	118	1 569	695
URUGUAY	4	81	37	SAUDI ARABIA	919	11 634	5 157
ARGENTINA	4	87	37	KUWAIT	170	2 454	1 068
ISRAEL	1 340	15 108	6 673	BAHRAIN	19	230	101
PAKISTAN	886	7 788	3 444	QATAR	29	504	236
INDIA	17	143	64	ARAB EMIRAT	350	3 541	1 583
INDONESIA	17	140	63	OMAN	83	494	219
MALAYSIA	719	7 465	3 289	NORTH YEMEN	21	532	242
SOUTH KOREA	94	274	127	AFGHANISTAN	64	329	142
JAPAN	16 472	75 905	33 676	PAKISTAN	693	3 461	1 518
TAIWAN	123	465	207	INDIA	331	8 399	3 725
HONG KONG	808	2 280	1 025	BANGLADESH	34	834	362
AUSTRALIA	17	237	108	MALDIVES	24	70	30
EXPORTS	134 195	1 235 690	547 962	SRI LANKA	59	438	196
FRANCE	22 154	108 175	48 052	NEPAL	4	131	57
BELGIUM LUX	6 244	49 713	22 056	BURMA	34	639	285
NETHERLANDS	8 893	70 316	31 173	THAILAND	245	4 522	1 999
ITALY	10 905	81 416	36 179	VIETNAM	12	229	110
UNTD KINGDOM	3 461	43 146	19 126	INDONESIA	580	9 123	4 042
IRISH REP	483	2 455	1 081	MALAYSIA	466	4 213	1 892
DENMARK	1 774	16 340	7 251	ERUMEI	21	86	37
GREECE	1 166	8 215	3 667	SINGAPORE	241	2 999	1 348
ICELAND	71	671	291	PHILIPPINES	47	1 239	546
NORWAY	1 896	16 264	7 236	P REP CHINA	88	2 271	1 023
SWEDEN	4 423	33 325	14 807	NORTH KOREA	15	489	205
FINLAND	2 516	16 913	7 545	SOUTH KOREA	251	5 588	2 416
SWITZERLAND	12 206	59 753	26 458	JAPAN	1 361	44 387	19 678
AUSTRIA	9 691	64 259	28 422	TAIWAN	249	5 447	2 421
PORTUGAL	1 525	8 208	3 640	HONG KONG	154	3 160	1 403
SPAIN	3 344	34 262	15 242	AUSTRALIA	824	14 522	6 414
ANDORRA	17	423	187	NEW ZEALAND	97	1 867	823
MALTA	17	199	87	873 METERS & COUNTERS NES			
YUGOSLAVIA	2 167	26 898	11 986	IMPORTS	22 685	117 873	52 246
TURKEY	230	4 603	2 023	FRANCE	874	3 854	1 733
USSR	461	11 719	5 156	BELGIUM LUX	95	455	213
POLAND	234	5 012	2 205	NETHERLANDS	693	4 097	1 817
CZECHOSLOVIA	199	5 456	2 422	ITALY	1 233	4 674	2 059
HUNGARY	1 279	12 908	5 692	UNTD KINGDOM	8 739	46 838	20 760
ROMANIA	249	2 884	1 286	DENMARK	99	626	279
BULGARIA	467	8 489	3 685	NORWAY	4	80	36
ALBANIA	6	129	57	SWEDEN	237	1 023	452
CANARY IS	75	1 071	484	FINLAND	3	74	31
MOROCCO	149	1 564	682	SWITZERLAND	2 342	18 828	8 311
ALGERIA	964	8 432	3 706	AUSTRIA	768	3 296	1 463
TUNISIA	338	1 984	878	SPAIN	61	171	76
LIBYA	2 550	24 223	10 572	YUGOSLAVIA	4 188	11 897	5 254
EGYPT	814	7 183	3 180	POLAND	225	226	98
SUDAN	107	979	420	USA	1 637	11 237	4 970
MAURITANIA	10	216	92	PHILIPPINES	67	2 551	1 132
UPPER VOLTA	19	141	62	JAPAN	976	6 448	2 892
SIERRA LEONE	12	123	50	TAIWAN	49	296	133
LIBERIA	117	537	236	HONG KONG	186	785	350
IVORY COAST	3	166	73	EXPORTS	56 854	299 978	133 050
GHANA	162	578	265	FRANCE	4 570	26 270	11 755
TOGO	17	164	69	BELGIUM LUX	3 704	19 844	8 844
NIGERIA	2 658	19 374	8 944	NETHERLANDS	9 555	34 872	15 485
CAMEROON	3	89	36	ITALY	2 452	15 835	7 044
ZAIRE	48	417	181	UNTD KINGDOM	2 587	23 852	10 534
BURUNDI	3	71	34	IRISH REP	206	1 518	681
ANGOLA	230	4 031	1 826	DENMARK	1 926	8 799	3 900
ETHIOPIA	8	155	68	GREECE	476	2 348	1 051
KENYA	267	2 232	979	ICELAND	91	445	200
UGANDA	5	82	36	NORWAY	1 774	10 899	4 825
TANZANIA	200	851	372	SWEDEN	4 272	18 146	8 078
MOZAMBIQUE	8	101	46	FINLAND	722	4 735	2 102
MADAGASCAR	13	203	89	SWITZERLAND	2 436	15 698	6 975
MAURITIUS	4	89	39	AUSTRIA	3 841	17 527	7 762
ZAMBIA	68	774	348	PORTUGAL	288	2 139	957
ZIMBABWE	160	704	309	SPAIN	663	5 559	2 473
REP S AFRICA	1 655	13 557	6 000	YUGOSLAVIA	758	5 329	2 351
USA	7 275	175 676	77 997	TURKEY	123	1 049	463
CANADA	643	14 804	6 547	USSR	347	1 469	664
MEXICO	640	16 270	7 197	POLAND	76	702	307
GUATEMALA	56	967	405	CZECHOSLOVIA	129	1 160	512
REP HONDURAS	48	158	69	HUNGARY	121	1 711	754
EL SALVADOR	14	329	143	ROMANIA	55	669	285
NICARAGUA	26	304	134	BULGARIA	73	885	391
COSTA RICA	39	1 349	595	MOROCCO	15	165	73
PANAMA	12	276	124	ALGERIA	235	2 919	1 284
CUBA	302	4 978	2 178	LIBYA	1 585	4 706	2 083
REP HAITI	22	96	42	EGYPT	1 428	2 466	1 121
DOMINIC REP	168	770	340	IVORY COAST	6	101	44
MARTINIQUE	8	124	50	NIGERIA	456	2 947	1 298
JAMAICA	4	130	56	CAMEROON	101	129	59
TRINIDAD TOB	6	250	114	ZAIRE	135	452	190
COLOMBIA	502	8 776	3 903	ANGOLA	26	149	69
VENEZUELA	736	7 863	3 455	ETHIOPIA	35	142	62
SURINAM	18	178	77	KENYA	11	239	104
ECUADOR	466	3 181	1 401	TANZANIA	20	81	35
PERU	143	2 876	1 266	ZAMBIA	9	72	34
BRAZIL	288	7 726	3 398	ZIMBABWE	31	348	154
CHILE	321	5 618	2 491	REP S AFRICA	1 239	8 435	3 731
BOLIVIA	6	278	120	USA	1 010	9 241	4 112
PARAGUAY	7	264	112	CANADA	300	2 808	1 245
URUGUAY	229	977	433	MEXICO	71	1 137	499
ARGENTINA	741	11 780	5 211	COSTA RICA	4	125	54
CYPRUS	135	672	288	CUBA	28	195	87
LEEANON	192	2 481	1 106	COLOMBIA	112	821	368
SYRIA	197	5 858	2 634				
IRAQ	1 776	14 073	6 205				
IRAN	4 049	20 994	9 295				

## 6 IMPORTS AND EXPORTS (SPECIAL TRADE) BY GROUPS OF THE SITC-REV. II AND BY COUNTRIES OF PRODUCTION AND CONSUMPTION 1981

GROUP COUNTRY	DT = 100 KG	1 000 DM	1 000 \$	GROUP COUNTRY	DT = 100 KG	1 000 DM	1 000 \$
VENEZUELA	40	579	263	DENMARK	6 692	75 580	33 602
PERU	80	185	82	GREECE	3 522	35 208	15 759
BRAZIL	39	740	330	ICELAND	211	3 647	1 592
CHILE	118	608	277	FAROE IS	4	177	74
BOLIVIA	95	111	46	NORWAY	6 128	66 799	29 644
URUGUAY	22	300	132	SWEDEN	22 529	217 310	96 555
ARGENTINA	84	1 228	550	FINLAND	6 597	65 021	28 001
LEBANON	39	265	120	SWITZERLAND	33 682	318 439	140 946
IRAQ	1 557	10 781	4 761	AUSTRIA	30 189	280 804	124 456
IRAN	2 672	5 400	2 296	PORTUGAL	2 433	26 800	11 852
ISRAEL	250	837	373	SPAIN	7 819	97 045	42 914
JORDAN	158	303	132	ANDORRA	42	332	144
SAUDI ARABIA	1 060	2 489	1 089	MALTA	52	1 214	523
KUWAIT	92	255	110	YUGOSLAVIA	7 163	72 330	32 116
ARAB EMIRAT	217	1 008	433	TURKEY	1 901	23 781	10 376
OMAN	32	271	120	USSR	12 591	141 905	63 212
PAKISTAN	104	809	365	POLAND	1 519	18 110	8 113
INDIA	89	2 077	882	CZECHOSLOVA	4 432	59 715	26 314
THAILAND	209	336	147	HUNGARY	4 425	46 333	20 400
INDONESIA	177	807	364	ROMANIA	1 010	16 144	7 229
MALAYSIA	75	242	107	BULGARIA	963	17 148	7 555
SINGAPORE	451	1 281	577	ALBANIA	25	406	183
PHILIPPINES	25	427	180	CANARY IS	136	1 143	497
P. REP. CHINA	190	1 273	572	MOROCCO	318	4 073	1 833
SOUTH KOREA	55	505	223	ALGERIA	1 709	18 674	8 303
JAPAN	286	4 024	1 766	TUNISIA	357	3 666	1 650
TAIWAN	25	302	134	LIBYA	3 955	22 874	10 122
HONG KONG	207	642	278	EGYPT	2 132	28 442	12 492
AUSTRALIA	176	1 825	819	SUDAN	383	2 206	958
NEW ZEALAND	10	294	127	MAURITANIA	48	210	102
874 MEASURING, CONTROLLING INSTR				UPPER VOLTA	8	196	84
IMPORTS	220 869	3 088 556	1 368 473	NIGER	22	383	167
FRANCE	33 871	364 176	162 011	SENEGAL	57	1 149	494
BELGIUM LUX	21 336	60 804	27 005	REP. GUINEA	14	134	56
NETHERLANDS	18 248	241 053	106 832	SIERRA LEONE	10	91	38
ITALY	26 302	177 842	79 223	LIBERIA	15	406	178
UNITED KINGDOM	20 814	409 126	181 285	IVORY COAST	74	1 401	617
IRISH REP	918	22 800	10 134	GHANA	254	1 019	446
DENMARK	5 965	58 842	26 209	TOGO	20	347	153
GREECE	15	501	230	BENIN	6	174	74
NORWAY	1 003	12 635	5 659	NIGERIA	7 075	59 245	26 304
SWEDEN	4 245	70 798	31 446	CAMEROON	64	1 019	445
FINLAND	369	8 841	3 933	CENT. AFR. REP	24	249	108
SWITZERLAND	21 446	439 390	194 774	EQUAT. GUINEA	5	100	44
AUSTRIA	7 783	94 660	41 898	GABON	21	435	186
PORTUGAL	298	1 226	531	CONGO	3	125	53
SPAIN	2 548	18 275	8 180	ZAIRE	88	452	196
MALTA	16	216	96	RWANDA	8	125	56
YUGOSLAVIA	2 781	11 411	5 099	BURUNDI	6	104	43
TURKEY	24	298	124	ANGOLA	289	1 417	618
USSR	198	1 400	617	ETHIOPIA	86	745	326
POLAND	2 738	6 990	3 099	JIBUTI	12	95	40
CZECHOSLOVA	473	3 296	1 447	SOMALIA	41	278	124
HUNGARY	1 024	4 188	1 859	KENYA	388	5 840	2 586
ROMANIA	965	836	369	UGANDA	13	389	170
BULGARIA	81	363	161	TANZANIA	371	897	386
ALGERIA	43	624	266	MOZAMBIQUE	36	436	188
TUNISIA	43	698	304	MADAGASCAR	22	342	148
LIBYA	3	91	41	REUNION	19	128	56
EGYPT	10	581	263	MAURITIUS	7	144	57
SUDAN	1	147	71	ZAMBIA	88	1 779	762
NIGERIA	12	377	166	ZIMBABWE	111	2 220	972
KENYA	2	241	101	MALAWI	3	198	82
REP. S. AFRICA	41	2 191	945	REP. S. AFRICA	12 285	105 271	46 555
USA	31 281	914 490	403 792	POTSWANA	10	80	35
CANADA	391	11 236	4 917	SWAZILAND	19	239	106
MEXICO	30	193	87	LESOTHO	50	141	63
VENEZUELA	7	115	47	USA	28 826	740 865	337 321
ECUADOR	273	1 506	665	CANADA	2 546	29 320	12 929
BRAZIL	2	71	31	GREENLAND	1	81	34
ARGENTINA	12	251	114	MEXICO	3 884	42 666	18 995
SYRIA	5	869	370	GUATEMALA	179	1 021	448
IRAQ	580	7 021	3 101	REP. HONDURAS	77	310	130
ISRAEL	1	531	243	EL SALVADOR	16	287	133
JORDAN	9	655	287	NICARAGUA	52	628	269
SAUDI ARABIA	1	447	198	COSTA RICA	93	1 051	466
KUWAIT	2	136	59	PANAMA	47	438	195
ARAB EMIRAT	1	281	117	CUBA	198	3 323	1 459
PAKISTAN	76	487	219	WEST INDIES	13	654	260
INDONESIA	2	309	138	REP. HAITI	23	115	50
MALAYSIA	18	1 091	478	DOMINIC REP	104	1 146	502
SINGAPORE	327	3 670	1 617	MARTINIQUE	9	74	32
PHILIPPINES	19	692	302	JAMAICA	78	224	95
P. REP. CHINA	689	818	362	TRINIDAD TOB	61	601	268
SOUTH KOREA	1 114	4 156	1 833	NETH. ANTILL	35	1 173	517
JAPAN	10 238	114 267	50 574	COLOMBIA	563	6 620	2 918
TAIWAN	890	3 252	1 433	VENEZUELA	1 322	15 896	7 036
HONG KONG	1 210	3 251	1 438	SURINAM	18	188	79
AUSTRALIA	37	1 491	662	FRENCH GUIAN	62	376	186
NEW ZEALAND	27	578	252	ECUADOR	670	5 464	2 391
EXPORTS	444 756	5 364 408	2 385 499	PERU	579	5 898	2 615
FRANCE	52 986	671 112	297 495	BRAZIL	4 201	59 654	26 573
BELGIUM LUX	19 799	214 063	94 592	CHILE	1 197	12 036	5 344
NETHERLANDS	30 792	336 784	149 309	BOLIVIA	245	1 614	715
ITALY	28 655	343 550	152 307	PARAGUAY	58	624	276
UNITED KINGDOM	26 487	340 426	150 719	URUGUAY	277	2 421	1 053
IRISH REP	1 423	19 455	8 511	ARGENTINA	5 506	45 858	20 223
				CYPRUS	82	799	345
				LEBANON	279	2 034	887
				SYRIA	1 257	10 825	4 801
				IRAN	3 676	34 935	15 510
				IRAN	4 781	29 967	13 228
				ISRAEL	1 334	22 423	9 971
				JORDAN	619	5 734	2 552



## 6 IMPORTS AND EXPORTS (SPECIAL TRADE) BY GROUPS OF THE SITC-REV. II AND BY COUNTRIES OF PRODUCTION AND CONSUMPTION 1981

GROUP COUNTRY	DT = 100 KG	1 000 DM	1 000 \$	GROUP COUNTRY	DT = 100 KG	1 000 DM	1 000 \$
SAUDI ARABIA	5 030	37 973	16 900	BULGARIA	178	2 287	999
KUWAIT	743	10 981	4 772	ALBANIA	11	299	134
PAKISTAN	376	30 085	12 883	CANARY IS	533	2 713	1 209
QATAR	260	2 280	1 551	MOROCCO	84	702	314
ARAB EMIRAT	698	7 164	3 173	CEUTA MEL	74	271	123
OMAN	239	1 696	742	ALGERIA	667	7 761	3 406
NORTH YEMEN	69	728	309	TUNISIA	342	2 581	1 162
SOUTH YEMEN	4	245	107	LIBYA	432	6 213	2 776
AFGHANISTAN	26	458	210	EGYPT	305	3 095	1 349
PAKISTAN	621	9 134	4 056	SUDAN	10	204	90
INDIA	5 753	68 537	30 300	SENEGAL	35	192	86
BANGLADESH	65	977	437	PLP GUINEA	36	363	160
SRI LANKA	63	996	446	IVORY COAST	33	276	122
NEPAL	10	227	98	GHANA	21	241	103
BURMA	85	2 534	1 137	NIGERIA	605	5 386	2 412
THAILAND	730	8 448	3 724	CAMEROON	24	136	61
VIETNAM	73	872	370	GABON	26	247	108
INDONESIA	2 008	28 325	12 428	CONGO	5	86	40
MALAYSIA	981	10 783	4 769	ZAIPE	5	67	30
BRUNEI	7	477	213	ANGOLA	41	383	169
SINGAPORE	1 886	27 087	11 940	ETHIOPIA	9	210	93
PHILIPPINES	321	4 448	1 984	JIEUTI	9	87	37
MONGOL P REP	6	249	109	SOMALIA	21	120	51
P REP CHINA	1 613	34 031	15 021	KENYA	120	1 024	450
NORTH KOREA	66	1 053	471	UGANDA	6	89	40
SOUTH KOREA	1 419	18 507	8 221	TANZANIA	7	351	147
JAPAN	5 282	86 796	38 395	MADAGASCAR	6	139	70
TAIWAN	1 700	24 425	10 775	REUNION	49	265	119
HONG KONG	788	9 895	4 415	MAURITIUS	10	82	34
AUSTRALIA	5 604	62 607	27 916	ZAMBIA	10	130	53
PAPUA NEW G	26	353	157	ZIMBABWE	28	526	230
NEW ZEALAND	420	6 016	2 726	REP S AFRICA	2 704	24 949	11 004
NEW CALEDON	7	84	34	USA	11 654	133 031	58 493
FIJI	7	125	53	CANADA	1 169	18 461	8 125
FR POLYNESIA	5	84	33	MEXICO	2 046	24 363	10 682
881 PHOTO APPAR & EQUIPT MES				GUATEMALA	16	155	68
IMPORTS	111 208	1 005 667	447 297	NICARAGUA	6	234	104
				COSTA RICA	7	222	97
FRANCE	2 894	17 521	7 749	PANAMA	135	1 007	432
BELGIUM LUX	2 000	10 528	4 751	CUBA	14	459	190
NETHERLANDS	5 753	65 432	29 250	BAHAMAS		132	58
ITALY	11 509	37 356	16 533	TRINIDAD TOB	7	232	108
UNITD KINGDOM	3 134	37 305	16 446	NETH ANTILL	9	138	62
IRISH REP	1 112	3 587	1 576	COLOMBIA	65	464	202
DENMARK	4 452	20 921	9 320	VENEZUELA	1 067	8 044	3 510
NORWAY	84	810	359	ECUADOR	60	630	277
SWEDEN	656	9 679	4 292	PERU	96	1 126	501
FINLAND	29	424	202	BRAZIL	334	4 782	2 126
SWITZERLAND	1 605	26 316	11 518	CHILE	872	6 906	3 010
AUSTRIA	7 206	28 102	12 472	BOLIVIA	31	226	100
PORTUGAL	7 067	52 336	23 441	PARAGUAY	8	96	43
SPAIN	123	638	284	URUGUAY	201	1 534	658
YUGOSLAVIA	708	988	430	ARGENTINA	1 502	12 318	5 549
USSR	71	592	257	CYPRUS	61	735	325
POLAND	497	394	185	LEBANON	166	1 219	533
CZECHOSLOVA	435	588	265	SYRIA	147	1 466	649
ALGERIA	2	82	36	IRAQ	1 224	16 471	7 235
USA	22 380	156 235	69 278	IRAN	646	4 337	1 869
CANADA	112	5 131	2 260	ISRAEL	733	7 264	3 268
BRAZIL	121	1 521	682	JORDAN	46	541	238
ARGENTINA	24	280	123	SAUDI ARABIA	1 167	11 377	5 025
ISRAEL	47	634	290	KUWAIT	281	2 862	1 251
KUWAIT	3	240	111	BAHPAIN	61	677	307
INDIA	727	4 696	2 092	QATAR	55	639	283
MALAYSIA	1 195	20 210	9 018	ARAB EMIRAT	337	3 220	1 434
SINGAPORE	8 373	37 132	16 733	OMAN	80	951	414
PHILIPPINES	1 892	14 946	6 621	NORTH YEMEN	48	331	147
P REP CHINA	19	92	40	SOUTH YEMEN	13	76	30
SOUTH KOREA	49	557	246	AFGHANISTAN	10	109	51
JAPAN	23 840	419 061	186 502	PAKISTAN	179	1 359	598
TAIWAN	296	4 500	1 947	INDIA	394	6 241	2 754
HONG KONG	2 698	25 859	11 380	BANGLADESH	17	196	83
MACAO	27	192	83	SRI LANKA	102	889	394
AUSTRALIA	2	321	130	BURMA	18	170	79
EXPORTS	186 500	1 388 040	614 512	THAILAND	672	4 712	2 075
				INDONESIA	144	3 472	1 584
FRANCE	26 153	170 910	75 687	MALAYSIA	318	3 457	1 556
BELGIUM LUX	9 899	58 521	25 959	SINGAPORE	1 565	12 357	5 491
NETHERLANDS	16 941	92 071	40 895	PHILIPPINES	269	1 430	644
ITALY	16 626	110 695	49 266	MONGOL P REP	14	335	159
UNITD KINGDOM	20 080	151 902	67 445	P REP CHINA	138	2 966	1 277
IRISH REP	1 516	5 028	2 247	NORTH KOREA	9	284	126
DENMARK	3 133	20 248	8 996	SOUTH KOREA	144	1 890	811
GREECE	1 263	8 623	3 802	JAPAN	3 862	53 081	23 319
ICELAND	119	967	424	TAIWAN	378	4 340	1 895
NORWAY	2 952	13 492	5 985	HONG KONG	1 064	11 439	5 133
SWEDEN	6 673	44 972	19 962	AUSTRALIA	3 847	27 448	12 057
FINLAND	2 825	17 258	7 659	AUST OCEANIA	1	99	42
SWITZERLAND	10 186	65 660	29 030	NEW ZEALAND	466	3 455	1 482
AUSTRIA	8 886	46 523	20 810	AMER OCEANIA	12	119	51
PORTUGAL	6 140	41 967	18 524	882 PHOTO, CINEMA SUPPLIES			
SPAIN	4 505	34 681	15 268	IMPORTS	542 308	1 568 439	695 589
ANDORRA	87	537	233				
MALTA	26	224	100	FRANCE	84 125	188 160	83 460
YUGOSLAVIA	1 003	6 827	3 027	BELGIUM LUX	138 401	276 732	123 159
TURKEY	294	2 354	1 034	NETHERLANDS	64 119	179 245	79 409
USSR	986	11 994	5 409	ITALY	14 342	70 117	31 006
POLAND	63	758	342	UNITD KINGDOM	51 805	180 535	79 902
CZECHOSLOVA	1 123	7 352	3 327	DENMARK	249	2 473	1 080
HUNGARY	434	4 715	2 065	GREECE		68	31
ROMANIA	20	582	257	NORWAY	80	977	412
				SWEDEN	2 511	15 309	6 833

## 6 IMPORTS AND EXPORTS (SPECIAL TRADE) BY GROUPS OF THE SITC-REV. II AND BY COUNTRIES OF PRODUCTION AND CONSUMPTION 1981

GROUP COUNTRY	DT = 100 KG	1 000 DM	1 000 \$	GROUP COUNTRY	DT = 100 KG	1 000 DM	1 000 \$
SWITZERLAND	12 127	50 304	22 310	CYPRUS	868	1 637	726
AUSTRIA	570	14 315	6 250	LEBANON	2 193	2 354	1 060
SPAIN	2 950	10 137	4 543	SYRIA	1 115	1 087	473
YUGOSLAVIA	65	589	257	IRAQ	8 239	14 411	6 457
CZECHOSLOVA	37	145	62	IRAN	12 123	28 971	12 479
HUNGARY	359	880	394	ISRAEL	4 193	9 623	4 199
USA	100 635	369 363	164 285	JORDAN	830	882	384
CANADA	801	979	416	SAUDI ARABIA	8 440	10 858	4 781
PANAMA	10	125	51	KUWAIT	2 295	4 857	2 147
INDIA	50	113	48	BAHRAIN	444	998	447
P REP CHINA	289	745	331	QATAR	587	956	417
JAPAN	67 219	203 927	89 927	ARAB EMIRAT	3 462	6 706	2 963
HONG KONG	158	1 711	749	OMAN	537	1 308	575
AUSTRALIA	1 382	1 288	582	AFGHANISTAN	61	144	65
EXPORTS	671 047	1 541 320	682 522	PAKISTAN	1 655	3 127	1 387
FRANCE	104 893	231 674	103 087	INDIA	1 058	5 946	2 673
BELGIUM LUX	39 566	89 470	39 259	BANGLADESH	246	399	172
NETHERLANDS	57 018	119 458	52 945	SRI LANKA	276	484	215
ITALY	53 145	144 717	64 126	THAILAND	1 602	2 502	1 111
UNTD KINGDOM	71 233	200 262	88 494	INDONESIA	1 266	1 607	708
IRISH REP	3 012	5 145	2 313	MALAYSIA	1 902	2 393	1 042
DENMARK	14 892	27 901	12 410	SINGAPORE	4 570	4 844	2 149
GREECE	7 000	16 288	7 238	PHILIPPINES	295	398	171
ICELAND	742	1 211	527	P REP CHINA	29	74	32
NORWAY	6 699	12 366	5 453	SOUTH KOREA	424	1 043	463
SWEDEN	15 392	31 263	13 902	JAPAN	7 086	30 666	13 701
FINLAND	14 287	23 620	10 479	TAIWAN	1 004	1 759	769
SWITZERLAND	26 759	59 001	25 943	HONG KONG	4 053	6 593	2 929
AUSTRIA	22 827	44 488	19 774	AUSTRALIA	9 957	18 392	8 083
PORTUGAL	3 247	8 568	3 807	PAPUA NEW G	44	77	33
SPAIN	15 859	29 320	12 982	NEW ZEALAND	2 498	4 594	2 048
ANDORRA	15	69	31	NEW CALEDON	80	154	68
MALTA	457	1 266	574	FR POLYNESIA	93	205	89
YUGOSLAVIA	3 551	11 577	5 098	883 DEVELOPED CINEMA FILM			
TURKEY	2 120	5 915	2 574	IMPORTS	3 982	56 010	24 947
USSR	1 804	2 833	1 237	FRANCE	268	5 424	2 406
POLAND	1 193	2 297	1 037	BELGIUM LUX	22	355	161
CZECHOSLOVA	1 847	4 767	2 105	NETHERLANDS	226	2 273	1 011
HUNGARY	6 607	13 968	6 216	ITALY	713	8 696	3 817
ROMANIA	698	1 330	582	UNTD KINGDOM	1 158	16 337	7 328
BULGARIA	1 614	4 565	2 028	DENMARK	723	5 650	2 525
ALBANIA	55	118	53	SWEDEN	8	327	144
CANARY IS	587	1 514	660	SWITZERLAND	54	2 931	1 296
MOROCCO	926	1 958	848	AUSTRIA	46	750	334
ALGERIA	6 415	16 393	7 010	PORTUGAL	4	90	42
TUNISIA	2 095	5 646	2 501	SPAIN	31	691	307
LIBYA	1 530	2 807	1 278	TURKEY	107	939	410
EGYPT	2 695	4 645	2 048	USSR	8	255	112
SUDAN	157	247	117	POLAND	1	118	54
SENEGAL	210	343	147	HUNGARY	3	203	93
SIERRA LEONE	98	230	103	USA	535	9 164	4 111
LIBERIA	126	225	102	CANADA	2	119	53
IVORY COAST	1 045	1 948	855	JAPAN	22	453	201
GHANA	143	334	147	HONG KONG	39	620	275
TOGO	88	191	86	EXPORTS	1 553	25 887	11 479
BENIN	94	184	84	FRANCE	198	2 689	1 208
NIGERIA	14 845	29 557	13 156	BELGIUM LUX	48	924	415
CAMEROON	533	1 230	544	NETHERLANDS	305	3 901	1 713
S TOME PRINC	42	105	50	ITALY	65	961	429
GABON	81	122	53	UNTD KINGDOM	46	1 057	467
ZAIRE	127	383	173	DENMARK	37	771	356
RWANDA	88	284	125	GREECE	23	236	106
BURUNDI	38	103	44	NORWAY	15	221	100
ANGOLA	402	1 030	458	SWEDEN	45	709	313
ETHIOPIA	840	2 091	908	FINLAND	3	145	67
JIBUTI	39	243	113	SWITZERLAND	142	2 572	1 143
SOMALIA	58	143	60	AUSTRIA	273	3 906	1 725
KENYA	498	1 059	466	SPAIN	62	977	439
TANZANIA	148	202	87	YUGOSLAVIA	12	152	66
MADAGASCAR	956	826	361	USSR	2	140	59
REUNION	421	921	417	CZECHOSLOVA	4	68	30
MAURITIUS	167	432	198	HUNGARY	5	100	42
ZAMBIA	177	690	308	IVORY COAST		372	164
ZIMBABWE	184	538	235	REP S AFRICA	2	70	31
MALAWI	67	122	53	USA	158	2 232	980
REP S AFRICA	11 493	34 160	15 335	CANADA	14	216	95
USA	43 029	119 995	53 433	MEXICO	2	78	33
CANADA	1 072	2 279	1 010	TRINIDAD TOB	1	106	46
MEXICO	2 878	7 424	3 283	LEBANON	7	128	59
GUATEMALA	235	407	181	IRAN	23	1 406	623
REP HONDURAS	130	268	117	ISRAEL	9	93	41
EL SALVADOR	150	348	152	KUWAIT	2	80	37
NICARAGUA	245	762	331	JAPAN	6	273	124
COSTA RICA	323	710	313	HONG KONG	13	279	128
PANAMA	43	75	31	AUSTRALIA	4	133	56
CUBA	325	829	375	884 OPTICAL GOODS NES			
REP HAITI	41	77	36	IMPORTS	25 774	662 868	294 617
DOMINIC REP	243	481	211	FRANCE	3 653	78 894	35 154
BARBADOS	93	172	73	BELGIUM LUX	52	1 711	773
TRINIDAD TOB	32	103	46	NETHERLANDS	247	6 798	3 029
COLOMBIA	1 699	2 661	1 195	ITALY	1 928	36 332	16 106
VENEZUELA	2 834	7 042	3 108	UNTD KINGDOM	1 348	20 695	9 179
GUYANA	51	100	46	IRISH REP	825	15 478	6 867
SURINAM	102	118	50	DENMARK	6	946	420
ECUADOR	577	1 275	555	NORWAY		139	61
PERU	399	883	391	SWEDEN	33	3 978	1 721
BRAZIL	1 344	3 824	1 645				
CHILE	2 413	6 385	2 791				
BOLIVIA	556	1 016	452				
PARAGUAY	125	240	104				
URUGUAY	365	666	288				
ARGENTINA	3 866	7 912	3 515				

## 6 IMPORTS AND EXPORTS (SPECIAL TRADE) BY GROUPS OF THE SITC-REV. II AND BY COUNTRIES OF PRODUCTION AND CONSUMPTION 1981

GROUP COUNTRY	DT = 100 KG	1 000 DM	1 000 \$	GROUP COUNTRY	DT = 100 KG	1 000 DM	1 000 \$
FINLAND		119	46	QATAR	1	273	119
SWITZERLAND	588	41 831	18 587	ARAB EMIRAT	17	1 641	725
AUSTRIA	1 356	44 825	19 964	OMAN		250	109
PORTUGAL	146	2 965	1 333	PAKISTAN	7	204	91
SPAIN	158	3 538	1 570	INDIA	308	10 781	4 869
MALTA	765	30 364	13 545	SRI LANKA		78	35
YUGOSLAVIA	111	1 028	457	BURMA	1	80	36
POLAND	18	185	84	THAILAND	7	521	233
HUNGARY	176	3 628	1 607	VIETNAM	5	152	65
ROMANIA	167	3 670	1 632	INDONESIA	29	1 768	771
MAURITIUS	133	1 038	491	MALAYSIA		201	88
REP S AFRICA	15	98	42	SINGAPORE	129	11 235	4 989
USA	1 381	53 117	23 395	PHILIPPINES		76	35
CANADA	111	6 210	2 725	P REP CHINA	1	240	106
BRAZIL	4	140	60	SOUTH KOREA	10	478	210
ARGENTINA	64	452	201	JAPAN	577	31 512	14 050
ISRAEL	53	656	287	TAIWAN	124	4 142	1 813
ARAB EMIRAT	1	207	85	HONG KONG	200	26 320	11 686
THAILAND	129	1 122	506	AUSTRALIA	297	11 292	4 991
MALAYSIA	3	268	120	AUST OCEANIA	7	1 149	508
SINGAPORE	371	6 352	2 850	NEW ZEALAND	34	1 557	674
SOUTH KOREA	749	11 516	5 155				
JAPAN	8 986	267 614	118 909	885 WATCHES AND CLOCKS			
TAIWAN	1 157	12 951	5 867				
HONG KONG	925	2 360	1 055	IMPORTS	67 317	966 467	428 691
AUSTRALIA	95	1 188	523				
NEW ZEALAND		106	48	FRANCE	3 900	52 048	23 259
EXPORTS	17 945	785 286	349 053	BELGIUM LUX	1 743	5 344	2 377
FRANCE	1 356	54 146	24 175	NETHERLANDS	1 761	11 417	4 999
BELGIUM LUX	883	28 571	12 735	ITALY	5 533	25 768	11 428
NETHERLANDS	1 655	83 212	36 940	UNITD KINGDOM	641	13 877	6 156
ITALY	1 217	41 443	18 506	IRISH REP	37	198	93
UNITD KINGDOM	896	43 571	19 227	DENMARK	137	1 001	441
IRISH REP	132	3 086	1 378	NORWAY	17	127	55
DENMARK	509	22 179	9 866	SWEDEN	235	1 328	588
GREECE	96	2 734	1 222	FINLAND	10	675	295
ICELAND	12	648	278	SWITZERLAND	3 332	318 308	140 679
NORWAY	395	12 603	5 627	AUSTRIA	388	3 738	1 660
SWEDEN	858	46 623	20 783	PORTUGAL	157	2 569	1 131
FINLAND	262	8 493	3 806	SPAIN	121	726	313
SWITZERLAND	1 100	47 360	21 076	MALTA	1 106	3 229	1 424
AUSTRIA	2 774	89 616	39 684	YUGOSLAVIA	517	1 140	513
PORTUGAL	208	10 997	4 920	USSR	72	798	340
SPAIN	357	13 878	6 175	POLAND	62	347	149
MALTA	363	9 348	4 168	CZECHOSLOVA	554	1 029	456
YUGOSLAVIA	55	1 546	683	HUNGARY	302	435	198
TURKEY	51	1 119	488	ROMANIA	1 892	1 363	612
USSR	167	4 934	2 218	MOROCCO	9	158	74
POLAND		94	38	USA	1 438	8 398	3 683
CZECHOSLOVA	83	1 492	661	CANADA	169	411	184
HUNGARY	79	2 621	1 150	BARBADOS	13	272	119
ROMANIA	20	605	256	INDIA	8	74	32
BULGARIA	64	1 171	514	THAILAND	17	689	301
ALBANIA	1	95	43	MALAYSIA	1 321	6 336	2 775
CANARY IS	3	683	296	SINGAPORE	2 679	19 392	8 719
MOROCCO	2	156	66	PHILIPPINES	686	3 187	1 431
ALGERIA	8	162	70	P REP CHINA	289	1 703	746
TUNISIA	2	226	98	SOUTH KOREA	2 207	17 379	7 750
LIBYA	5	899	392	JAPAN	5 625	166 326	73 784
EGYPT	55	1 193	519	TAIWAN	2 637	24 791	11 020
SUDAN	3	102	43	HONG KONG	27 646	271 257	120 627
LIBERIA	5	138	57	MACAO	35	203	90
NIGERIA	17	1 578	708	AUSTRALIA	6	196	84
ZAIRE		68	31	EXPORTS	139 033	1 051 691	466 699
ANGOLA		88	41	FRANCE	16 903	133 637	59 552
KENYA	1	333	142	BELGIUM LUX	6 160	34 884	15 590
TANZANIA	29	81	36	NETHERLANDS	9 875	78 944	35 034
MOZAMBIQUE	1	79	37	ITALY	12 705	81 023	36 131
MADAGASCAR		80	37	UNITD KINGDOM	15 812	103 029	45 650
MAURITIUS		72	33	IRISH REP	564	4 746	2 089
ZAMBIA	5	215	96	DENMARK	2 377	16 552	7 344
ZIMBABWE	1	167	75	GREECE	1 212	7 561	3 369
REP S AFRICA	157	9 032	3 981	ICELAND		331	141
USA	1 424	81 343	36 253	NORWAY	2 034	12 893	5 694
CANADA	236	15 877	7 070	SWEDEN	4 252	30 250	13 495
MEXICO	59	5 133	2 287	FINLAND	2 153	13 742	6 127
GUATEMALA		88	38	SWITZERLAND	6 846	119 688	53 242
EL SALVADOR		198	86	AUSTRIA	5 385	40 361	17 924
COSTA RICA	1	65	30	PORTUGAL	1 101	7 271	3 245
CUBA	91	864	382	SPAIN	4 782	29 174	12 954
DOMINIC REP		84	40	ANDORRA	280	2 074	901
TRINIDAD TOB	1	152	67	MALTA	885	3 096	1 366
NETH ANTILL	1	194	82	YUGOSLAVIA	719	6 733	2 991
COLOMBIA	4	289	126	TURKEY	642	5 439	2 396
VENEZUELA	16	962	425	USSR	2	89	43
SURINAM		87	38	POLAND	161	1 540	689
PERU	1	98	43	CZECHOSLOVA	123	1 711	743
BRAZIL	76	5 000	2 197	HUNGARY	461	2 803	1 222
CHILE	24	1 474	664	ROMANIA	125	269	115
PARAGUAY	20	363	160	BULGARIA	93	1 123	494
URUGUAY	1	116	51	CANARY IS	153	790	340
ARGENTINA	19	1 524	697	MOROCCO	99	803	362
CYPRUS	16	403	180	CEUTA MEL	34	228	104
LEBANON	11	429	189	ALGERIA	407	2 115	941
SYRIA	8	364	164	TUNISIA	78	416	184
IRAQ	8	451	200	LIBYA	960	3 914	1 712
IRAN	122	5 955	2 618	EGYPT	223	1 219	538
ISRAEL	34	2 258	996	LIBERIA		76	32
JORDAN		139	59	NIGERIA	242	2 126	953
SALDI ARABIA	109	6 853	3 019	RWANDA	9	200	91
KUWAIT	15	1 589	701	ANGOLA	32	426	188
BAHRAIN	1	380	171	JIBUTI	1	101	43

## 6 IMPORTS AND EXPORTS (SPECIAL TRADE) BY GROUPS OF THE SITC-REV. II AND BY COUNTRIES OF PRODUCTION AND CONSUMPTION 1981

GROUP COUNTRY	DT = 100 KG	1 000 DM	1 000 \$	GROUP COUNTRY	DT = 100 KG	1 000 DM	1 000 \$
KENYA	11	132	54	EXPORTS	3 309 772	2 921 348	1 294 609
TANZANIA	12	92	42	FRANCE	221 767	418 321	185 439
ZAMBIA	3	115	47	BELGIUM LUX	143 654	169 957	75 368
ZIMBABWE	23	308	134	NETHERLANDS	344 551	272 338	121 038
REP S AFRICA	1 364	9 438	4 170	ITALY	106 930	105 103	46 267
USA	23 627	115 971	51 219	UNITD KINGDOM	328 793	186 589	82 240
CANADA	2 430	10 846	4 781	IRISH REP	1 983	2 207	986
MEXICO	451	5 800	2 545	DENMARK	81 002	56 522	24 893
BERMUDA	19	176	76	GREECE	15 260	15 243	6 661
GUATEMALA	12	130	51	ICELAND	875	1 181	514
EL SALVADOR	1	141	60	NORWAY	37 750	29 030	12 859
PANAMA	52	4 910	2 157	SWEDEN	126 433	80 389	35 106
AM VIRGIN IS	59	5 124	2 294	FINLAND	10 198	11 596	5 191
BARBADOS	17	250	108	SWITZERLAND	451 884	459 697	203 996
NETH ANTILL	26	229	104	AUSTRIA	507 477	466 339	206 910
COLOMBIA	142	1 075	476	PORTUGAL	8 589	9 266	4 117
VENEZUELA	268	1 714	748	SPAIN	51 003	44 979	19 884
ECUADOR	6	66	30	MALTA	639	835	361
PERU	187	958	421	YUGOSLAVIA	34 058	27 269	11 987
BRASIL	473	3 876	1 686	TURKEY	2 441	3 294	1 471
CHILE	405	2 206	969	USSR	11 471	40 826	17 542
BOLIVIA	16	85	36	POLAND	7 114	8 340	3 776
PARAGUAY	54	365	160	CZECHOSLOVA	3 257	5 757	2 576
URUGUAY	60	319	137	HUNGARY	6 569	11 052	4 930
ARGENTINA	1 086	7 377	3 321	ROMANIA	1 419	2 846	1 280
CYPRUS	44	617	267	BULGARIA	1 528	2 738	1 212
LEBANON	8	347	157	CANARY IS	5 333	3 776	1 680
SYRIA	40	208	90	MOROCCO	763	1 534	699
IRAQ	158	714	316	ALGERIA	1 595	2 483	1 097
IRAN	1 136	5 180	2 209	TUNISIA	1 954	2 979	1 299
ISRAEL	413	3 576	1 597	LIBYA	1 648	3 263	1 418
JORDAN	11	99	45	EGYPT	3 662	4 691	2 081
SAUDI ARABIA	1 735	8 876	3 967	SUDAN	105	179	79
KUWAIT	307	3 627	1 600	MAURITANIA	8	96	42
BAHRAIN	89	1 239	538	CAPE VERDE	11	95	41
QATAR	83	2 615	1 155	SENEGAL	308	528	233
ARAB EMIRAT	710	5 416	2 361	LIBERIA	460	79	30
OMAN	166	844	377	IVORY COAST	1 183	970	425
NORTH YEMEN	42	177	78	GHANA	171	346	152
AFGHANISTAN	4	135	56	TOGO	861	844	385
PAKISTAN	29	93	38	BENIN	86	87	36
INDIA	215	3 624	1 623	NIGERIA	3 604	9 958	4 403
THAILAND	177	2 490	1 096	CAMEROON	375	591	267
INDONESIA	452	1 724	756	GABON	89	140	59
MALAYSIA	45	396	174	ZAMBIA	4 219	46 214	20 819
SINGAPORE	393	4 120	1 854	ETHIOPIA	257	377	164
PHILIPPINES	27	200	91	JIBUTI	82	191	83
SOUTH KOREA	92	9 604	4 278	SOMALIA	114	122	53
JAPAN	730	14 123	6 301	KENYA	1 551	1 616	707
TAIWAN	797	6 924	3 099	UGANDA	69	77	36
HONG KONG	514	35 580	15 661	TANZANIA	153	285	127
AUSTRALIA	1 518	13 561	5 979	SEYCHELLES	65	103	43
NEW ZEALAND	246	1 251	550	Mozambique	160	221	103
NEW CALEDON	3	66	31	MADAGASCAR	69	109	44
				MAURITIUS	226	252	110
				ZAMBIA	2 110	1 436	655
				ZIMBABWE	2 094	6 900	3 018
				REP S AFRICA	8 746	14 905	6 626
				BOTSWANA	133	125	54
				USA	48 630	120 421	53 811
				CANADA	8 290	12 743	5 660
				MEXICO	1 698	2 675	1 177
				GUATEMALA	531	2 015	956
				EL SALVADOR	178	218	94
				COSTA RICA	85	110	48
				PANAMA	73	109	50
				REP HAITI	80	169	74
				DOMINIC REP	119	136	56
				GUADELOUPE	91	141	63
				MARTINIQUE	127	113	49
				NETH ANTILL	126	233	103
				COLOMBIA	1 412	1 672	741
				VENEZUELA	4 008	7 783	3 461
				ECUADOR	703	863	392
				PERU	1 376	1 360	606
				BRAZIL	4 825	8 351	3 598
				CHILE	2 094	2 915	1 288
				BOLIVIA	302	541	242
				PARAGUAY	293	416	186
				URUGUAY	954	1 109	492
				ARGENTINA	11 928	76 966	34 265
				CYPRUS	656	556	248
				LEBANON	2 602	1 892	933
				SYRIA	958	1 020	451
				IRAQ	8 576	11 108	5 015
				IRAN	12 314	15 222	6 576
				ISRAEL	3 856	5 289	2 360
				JORDAN	426	614	267
				SAUDI ARABIA	4 914	10 326	4 566
				KUWAIT	1 820	2 239	985
				BAHRAIN	95	248	100
				QATAR	107	260	108
				ARAB EMIRAT	1 156	1 537	688
				OMAN	31	133	64
				NORTH YEMEN	164	364	166
				SOUTH YEMEN	88	176	79
				AFGHANISTAN	41	110	50
				PAKISTAN	421	858	382
				INDIA	1 597	5 052	2 235
				BAKLADESH	166	1 220	543
				SRI LANKA	321	2 093	907
				BURMA	60	129	53
				THAILAND	1 151	1 720	770
892 PRINTED MATTER							
IMPORTS	1 370 813	1 076 542	478 227				
FRANCE	135 158	94 439	41 883				
BELGIUM LUX	59 058	42 095	18 807				
NETHERLANDS	185 403	115 641	51 336				
ITALY	265 855	146 210	65 128				
UNITD KINGDOM	59 848	91 938	41 163				
IRISH REP	6 150	6 689	2 950				
DENMARK	24 353	26 848	11 985				
GREECE	4 891	3 333	1 480				
NORWAY	806	1 295	580				
SWEDEN	17 680	16 109	7 150				
FINLAND	11 106	4 654	2 055				
SWITZERLAND	180 799	189 286	83 936				
AUSTRIA	233 434	156 452	69 374				
PORTUGAL	470	624	274				
SPAIN	19 852	14 687	6 511				
YUGOSLAVIA	21 618	9 519	4 201				
TURKEY	2 958	2 797	1 221				
USSR	2 066	894	396				
POLAND	29 719	10 094	4 478				
CZECHOSLOVA	10 191	4 743	2 116				
HUNGARY	139	183	79				
ROMANIA	37	78	34				
BULGARIA	150	145	61				
TUNISIA	792	330	147				
EGYPT	31	87	39				
REP S AFRICA	56 209	88 330	39 149				
USA	502	862	384				
CANADA	13	96	42				
MEXICO	812	986	432				
COLOMBIA	418	810	353				
BRAZIL	6	80	35				
ARGENTINA	82	147	68				
LEBANON	5 591	3 241	1 431				
ISRAEL	130	372	164				
INDIA	41	86	36				
THAILAND	2 215	2 011	890				
SINGAPORE	119	97	43				
PHILIPPINES	317	347	152				
P REP CHINA	333	332	149				
SOUTH KOREA	17 549	27 411	12 146				
JAPAN	2 371	2 098	923				
TAIWAN	8 596	7 835	3 476				
HONG KONG	49	183	81				
AUSTRALIA							

## 6 IMPORTS AND EXPORTS (SPECIAL TRADE) BY GROUPS OF THE SITC-REV. 11 AND BY COUNTRIES OF PRODUCTION AND CONSUMPTION 1981

GROUP COUNTRY	DT = 100 KG	1 000 DM	1 000 \$	GROUP COUNTRY	DT = 100 KG	1 000 DM	1 000 \$
INDONESIA	1 087	2 757	1 227	GHANA	1 080	920	420
MALAYSIA	550	741	327	Togo	134	237	103
SINGAPORE	878	1 212	535	NIGERIA	15 480	15 780	6 933
PHILIPPINES	416	512	225	CAMEROON	159	164	69
P. REP. CHINA	1 541	4 730	2 146	CENT. AFR. REP.	156	92	41
SOUTH KOREA	645	1 814	788	GABON	246	315	143
JAPAN	15 401	49 509	22 169	ZAIRE	162	328	143
TAIWAN	610	2 028	898	RWANDA	190	165	70
HONG KONG	2 369	2 673	1 182	BURUNDI	908	422	180
AUSTRALIA	6 056	11 531	5 155	ANGOLA	475	1 148	496
NEW ZEALAND	1 307	2 238	983	ETHIOPIA	596	444	189
AMER. OCEANIA	11	94	39	JIGUTI	216	134	60
				SOMALIA	1 374	484	216
893 ARTICLES OF PLASTIC MES				KENYA	643	912	412
IMPORTS	2 494 237	1 904 629	846 846	TANZANIA	522	895	398
FRANCE	509 989	347 334	154 844	MADAGASCAR	289	172	79
BELGIUM LUX	220 282	180 292	80 381	REUNION	57	105	43
NETHERLANDS	458 937	277 219	123 515	MAURITIUS	203	260	110
ITALY	454 365	262 072	116 344	ZAMBIA	400	1 009	442
UNITED KINGDOM	145 079	141 579	62 885	ZIMBABWE	397	476	206
IRISH REP.	36 378	54 254	24 097	REP. S. AFRICA	12 507	18 026	7 961
DENMARK	77 781	74 326	33 023	USA	76 569	90 064	39 666
GREECE	4 992	5 129	2 262	CANADA	12 566	13 615	6 019
NORWAY	8 302	5 735	2 544	MEXICO	1 261	2 953	1 317
SWEDEN	50 363	46 305	20 518	GUATEMALA	351	690	304
FINLAND	11 415	13 979	6 222	REP. HONDURAS	175	208	90
SWITZERLAND	142 907	153 645	68 354	EL SALVADOR	107	256	107
AUSTRIA	143 047	110 645	49 086	NICARAGUA	36	98	41
PORTUGAL	2 074	1 417	624	COSTA RICA	113	253	116
SPAIN	9 327	8 422	3 735	PANAMA	186	319	144
MALTA	174	236	106	CUBA	44	189	87
YUGOSLAVIA	13 759	6 530	2 896	REP. HAITI	52	85	37
TURKEY	8 314	1 522	670	BAHAMAS	184	727	300
USSR	341	86	37	DOMINIC REP.	200	413	185
POLAND	245	169	75	GUADELOUPE	759	330	142
CZECHOSLOVAKIA	4 352	1 333	587	JAMAICA	85	341	156
HUNGARY	5 143	2 013	910	BARBADOS	122	164	74
ROMANIA	26 940	5 606	2 493	TRINIDAD TOB.	677	519	226
IVORY COAST	141	86	35	NETH. ANTILL.	1 086	715	309
REP. S. AFRICA	72	102	40	COLOMBIA	506	1 058	469
USA	49 061	100 763	44 585	VENEZUELA	2 466	3 638	1 597
CANADA	4 714	4 315	1 905	SURINAM	511	428	192
MEXICO	282	275	124	ECUADOR	443	805	358
REP. HAITI	150	302	132	PERU	787	1 170	514
BRAZIL	107	677	305	BRAZIL	771	2 080	916
ISRAEL	12 235	6 226	2 793	CHILE	5 443	6 693	2 947
THAILAND	4 478	2 735	1 205	BOLIVIA	216	395	170
MALAYSIA	6 527	5 211	2 328	PARAGUAY	241	542	245
SINGAPORE	11 434	6 445	2 868	URUGUAY	611	848	368
PHILIPPINES	116	150	69	ARGENTINA	4 395	6 399	2 857
P. REP. CHINA	567	587	268	CYPRUS	1 451	1 470	655
SOUTH KOREA	7 600	5 692	2 532	LEBANON	1 898	1 925	850
JAPAN	9 545	24 205	10 745	SYRIA	5 330	6 615	2 912
TAIWAN	19 855	17 598	7 735	IRAQ	44 423	23 315	10 406
HONG KONG	32 455	28 623	12 625	IRAN	3 434	5 111	2 231
AUSTRALIA	123	237	105	ISRAEL	6 214	7 772	3 429
NEW ZEALAND	19	292	127	JORDAN	3 065	2 867	1 265
EXPORTS	3 882 234	3 275 092	1 452 584	SAUDI ARABIA	38 750	48 795	21 639
FRANCE	659 251	547 889	243 274	KUWAIT	6 997	10 631	4 719
BELGIUM LUX	411 795	332 851	147 892	BAHRAIN	640	930	415
NETHERLANDS	879 387	600 841	267 225	QATAR	1 290	3 319	1 506
ITALY	179 901	158 968	70 665	ARAB. EMIRAT	20 885	13 331	5 912
UNITED KINGDOM	241 977	221 780	97 952	OMAN	2 454	2 257	1 004
IRISH REP.	24 640	19 424	8 642	NORTH YEMEN	206	318	142
DENMARK	98 910	84 323	37 298	SOUTH YEMEN	59	96	43
GREECE	27 299	19 279	8 517	AFGHANISTAN	374	602	266
ICELAND	5 370	4 992	2 204	PAKISTAN	4 461	3 663	1 600
FAROE IS.	177	130	60	INDIA	705	2 146	946
NORWAY	53 464	50 431	22 395	BANGLADESH	452	315	137
SWEDEN	110 906	102 623	45 620	SRI LANKA	473	343	151
FINLAND	27 630	28 693	12 730	BURMA	189	324	149
SWITZERLAND	296 730	279 637	124 022	THAILAND	1 082	1 385	621
AUSTRIA	308 686	265 603	117 677	INDONESIA	2 238	3 092	1 380
PORTUGAL	8 967	9 197	4 078	MALAYSIA	2 287	3 483	1 539
SPAIN	20 273	26 234	11 625	BRUNEI	411	933	410
ANDORRA	78	173	73	SINGAPORE	5 061	7 969	3 497
MALTA	2 892	2 870	1 272	PHILIPPINES	574	988	433
YUGOSLAVIA	15 191	18 021	7 921	P. REP. CHINA	81	361	156
TURKEY	1 856	2 212	959	SOUTH KOREA	447	828	362
USSR	43 591	28 805	12 837	JAPAN	5 753	15 850	6 984
POLAND	6 807	6 030	2 659	TAIWAN	596	1 477	661
CZECHOSLOVAKIA	5 091	6 083	2 677	HONG KONG	3 114	4 268	1 900
HUNGARY	21 451	17 089	7 485	AUSTRALIA	21 337	22 912	10 104
ROMANIA	3 583	4 988	2 182	NEW ZEALAND	2 480	2 309	1 013
BULGARIA	3 990	5 101	2 269	NEW CALEDON	106	124	52
ALBANIA	140	79	33	FIJI	193	91	41
CANARY IS.	779	807	356	FR. POLYNESIA	427	354	145
MOROCCO	1 291	1 008	443	894 TOYS, SPORTING GOODS, ETC			
ALGERIA	3 772	6 641	2 930	IMPORTS	927 467	1 772 529	786 395
TUNISIA	3 830	3 224	1 436	FRANCE	73 414	95 831	42 160
LIBYA	23 648	15 462	6 855	BELGIUM LUX	21 308	33 904	15 162
EGYPT	46 638	18 496	8 174	NETHERLANDS	58 518	73 221	32 396
SUDAN	471	794	361	ITALY	137 007	193 315	85 868
MALI	726	360	166	UNITED KINGDOM	53 273	100 510	44 578
UPPER VOLTA	44	88	39	IRISH REP.	16 847	48 828	21 687
NIGER	933	482	211	DENMARK	39 059	89 066	39 197
SENEGAL	96	104	48	GREECE	343	595	262
REP. GUINEA	147	131	58	NORWAY	2 022	3 151	1 375
LIBERIA	1 245	740	321	SWEDEN	11 513	17 641	6 105
IVORY COAST	619	407	187	FINLAND	7 705	10 888	4 771
				SWITZERLAND	9 888	28 742	12 663

## 6 IMPORTS AND EXPORTS (SPECIAL TRADE) BY GROUPS OF THE SITC-REV. II AND BY COUNTRIES OF PRODUCTION AND CONSUMPTION 1981

GROUP COUNTRY	DT = 100 KG	1 000 DM	1 000 \$	GROUP COUNTRY	DT = 100 KG	1 000 DM	1 000 \$
AUSTRIA	46 164	139 952	61 407	CHILE	3 923	5 211	2 254
PORTUGAL	676	1 260	560	BOLIVIA	22	76	30
SPAIN	8 899	14 499	6 420	PARAGUAY	119	487	217
MALTA	8 176	20 385	8 990	URUGUAY	168	1 374	600
YUGOSLAVIA	7 683	10 331	4 580	ARGENTINA	3 367	7 547	3 329
USSR	2 803	1 909	843	CYPRUS	314	492	217
POLAND	13 816	6 376	2 815	LEBANON	2 086	2 478	1 109
CZECHOSLOVA	12 651	8 686	3 836	SYRIA	611	448	199
HUNGARY	16 376	30 045	13 139	IRAQ	1 416	2 925	1 291
ROMANIA	7 857	4 595	2 041	IRAN	528	670	298
BULGARIA	7 982	3 000	1 315	ISRAEL	1 193	2 197	969
TUNISIA	518	2 186	975	JORDAN	176	200	87
KENYA	57	354	153	SAUDI ARABIA	3 826	3 055	1 337
MAURITIUS	290	1 391	633	KUWAIT	3 394	2 863	1 234
REP S AFRICA	477	1 012	449	BAHRAIN	143	237	95
USA	64 823	167 130	74 995	QATAR	410	439	191
CANADA	4 295	7 377	3 223	ARAB EMIRAT	1 718	3 951	1 780
MEXICO	1 804	2 485	1 106	OMAN	29	135	60
COSTA RICA	111	170	75	NORTH YEMEN	14	67	30
REP HAITI	95	227	97	AFGHANISTAN	85	128	57
PERU	16	71	31	PAKISTAN	154	365	162
BRAZIL	238	280	122	INDIA	133	544	251
ISRAEL	1 554	3 569	1 541	BANGLADESH	31	100	43
AFGHANISTAN	137	231	97	SRI LANKA	37	69	30
PAKISTAN	3 338	8 310	3 680	THAILAND	160	739	331
INDIA	4 738	9 669	4 317	INDONESIA	487	894	391
SRI LANKA	44	153	66	MALAYSIA	245	726	312
THAILAND	332	1 008	439	SINGAPORE	716	1 762	777
INDONESIA	45	160	71	PHILIPPINES	49	187	80
MALAYSIA	602	979	437	P REP CHINA	76	305	132
SINGAPORE	6 801	15 075	6 660	NORTH KOREA	6	88	38
PHILIPPINES	3 166	6 221	2 782	SOUTH KOREA	219	2 171	958
P REP CHINA	12 107	16 366	7 172	JAPAN	10 337	20 732	9 091
SOUTH KOREA	25 927	56 311	25 287	TAIWAN	54	318	136
JAPAN	51 100	243 473	108 532	HONG KONG	1 010	2 052	900
TAIWAN	84 760	142 583	62 567	AUSTRALIA	4 314	8 222	3 612
HONG KONG	94 501	149 586	67 230	NEW ZEALAND	231	776	336
MACAO	175	360	151	NEW CALEDON	95	241	103
AUSTRALIA	1 262	2 646	1 153	FR POLYNESIA	148	547	235
NEW ZEALAND	24	73	32				
				895 OFFICE SUPPLIES NES			
EXPCRTS	815 532	1 354 143	597 810	IMPORTS	111 689	246 172	108 836
FRANCE	139 081	246 320	108 832	FRANCE	15 279	26 151	11 570
BELGIUM LUX	65 619	85 327	37 725	BELGIUM LUX	3 614	4 048	1 769
NETHERLANDS	144 726	193 016	85 213	NETHERLANDS	9 997	9 490	4 209
ITALY	38 319	73 004	32 352	ITALY	26 654	32 441	14 360
UNITD KINGDOM	77 270	100 505	44 416	UNITD KINGDOM	5 769	20 592	9 075
IRISH REP	12 135	12 086	5 317	IRISH REP	730	2 749	1 215
DENMARK	20 532	32 636	14 446	DENMARK	728	1 732	763
GREECE	6 420	13 016	5 739	SWEDEN	861	1 812	813
ICELAND	1 141	2 097	923	SWITZERLAND	6 322	26 261	11 593
NORWAY	13 513	23 382	10 252	AUSTRIA	12 922	14 831	6 645
SWEDEN	21 126	38 670	17 087	SPAIN	1 117	1 398	614
FINLAND	7 519	12 466	5 524	YUGOSLAVIA	346	408	166
SWITZERLAND	76 691	166 218	73 462	POLAND	283	77	34
AUSTRIA	74 349	120 045	53 153	CZECHOSLOVA	1 079	779	353
PORTUGAL	2 180	3 409	1 500	ROMANIA	403	185	84
SPAIN	4 053	11 366	5 014	USA	9 679	52 054	22 936
ANDORRA	210	1 836	821	CANADA	11	142	63
MALTA	720	1 015	445	MEXICO	16	309	135
YUGOSLAVIA	5 649	9 143	3 978	BRAZIL	142	180	79
TURKEY	61	329	138	ISRAEL	123	121	56
USSR	144	615	274	THAILAND	62	98	41
POLAND	1 231	987	435	MALAYSIA	316	707	313
CZECHOSLOVA	1 621	2 841	1 285	P REP CHINA	1 263	483	217
HUNGARY	915	2 605	1 160	SOUTH KOREA	280	640	285
ROMANIA	473	946	413	JAPAN	11 148	44 908	19 885
BULGARIA	519	1 007	445	TAIWAN	1 153	1 667	732
CANARY IS	443	905	411	HONG KONG	1 031	1 493	650
MOROCCO	59	228	96				
ALGERIA	259	262	114	EXPORTS	214 861	680 570	300 666
TUNISIA	675	1 216	538	FRANCE	22 799	77 223	34 278
LIBYA	574	1 448	632	BELGIUM LUX	8 570	27 399	12 030
EGYPT	377	1 204	546	NETHERLANDS	25 568	52 211	23 121
MALI	48	136	56	ITALY	15 897	55 673	24 781
SENEGAL	52	135	60	UNITD KINGDOM	13 985	55 061	24 165
IVORY COAST	99	158	69	IRISH REP	1 549	3 799	1 673
NIGERIA	689	1 974	868	DENMARK	3 617	11 791	5 238
CAMEROON	21	70	30	GREECE	2 121	6 266	2 766
ZAIRE	44	140	61	ICELAND	87	455	195
ANGOLA	635	2 116	923	NORWAY	3 696	13 861	6 160
KENYA	107	202	37	SWEDEN	4 053	16 514	7 320
REUNION	62	151	66	FINLAND	3 360	11 536	5 108
MAURITIUS	38	224	100	SWITZERLAND	17 279	38 977	17 298
ZIMBABWE	239	433	187	AUSTRIA	7 720	23 239	10 276
REP S AFRICA	6 571	7 952	3 491	PORTUGAL	1 573	5 583	2 476
USA	32 611	77 478	33 973	SPAIN	7 796	28 360	12 482
CANADA	4 861	10 966	4 799	ANDORRA	44	247	105
MEXICO	1 998	5 115	2 294	MALTA	46	219	94
BERMUDA	12	68	30	YUGOSLAVIA	781	4 708	2 068
GUATEMALA	70	137	57	TURKEY	999	3 511	1 553
PANAMA	34	176	79	USSR	166	923	406
DOMINIC REP	31	83	34	POLAND	139	654	290
GUADELOUPE	37	116	52	CZECHOSLOVA	345	1 467	641
MARTINIQUE	45	126	55	HUNGARY	1 902	7 551	3 296
TRINIDAD TOB	132	108	48	ROMANIA	230	1 066	469
NETH ANTILL	177	530	228	BULGARIA	164	948	424
COLOMBIA	76	279	130	ALBANIA	16	70	31
VENEZUELA	852	3 310	1 488	CANARY IS	225	1 064	452
SURINAM	60	96	41	MOROCCO	230	695	303
ECUADOR	30	153	67	ALGERIA	2 047	5 955	2 513
PERU	98	238	102				
BRAZIL	4 652	4 487	1 895				

## 6 IMPORTS AND EXPORTS (SPECIAL TRADE) BY GROUPS OF THE SITC-REV. II AND BY COUNTRIES OF PRODUCTION AND CONSUMPTION 1981

GROUP COUNTRY	DT = 100 KG	1 000 DM	1 000 \$	GROUP COUNTRY	DT = 100 KG	1 000 DM	1 000 \$
TUNISIA	280	610	260	AUSTRIA	2 996	32 152	14 330
LIBYA	4 039	5 696	2 528	PORTUGAL	87	4 279	1 861
EGYPT	1 003	2 467	1 071	SPAIN	1 077	3 687	1 612
SENEGAL	43	162	71	VATICAN CITY	3	285	126
LIBERIA	24	87	33	MALTA	6	1 123	494
IVORY COAST	105	347	146	YUGOSLAVIA	33	1 562	698
GHANA	633	569	269	TURKEY	12	2 470	1 075
NIGERIA	1 993	4 966	2 215	USSR	82	5 216	2 322
CAMEROON	70	240	99	POLAND	68	1 061	473
GABON	82	297	128	CZECHOSLOVAKIA	707	3 125	1 412
CONGO	65	100	43	HUNGARY	441	4 821	2 139
ZAIRE	66	347	157	ROMANIA	39	2 022	924
RWANDA	70	140	62	BULGARIA		340	156
ANGOLA	568	1 876	822	ALBANIA		156	68
ETHIOPIA	58	216	88	MOROCCO	11	253	118
KENYA	226	488	215	TUNISIA		70	32
UGANDA	33	172	75	EGYPT	1	133	57
TANZANIA	74	204	91	TOGO	14	112	51
REUNION	50	213	92	MOZAMBIQUE		74	30
MAURITIUS	32	109	42	REP S AFRICA	18	318	137
ZAMBIA	146	566	251	USA	1 634	77 302	34 477
ZIMBABWE	105	276	123	CANADA	149	4 284	1 937
MALAWI	26	93	44	MEXICO	22	1 117	449
REP S AFRICA	2 758	9 346	4 140	PANAMA	5	3 486	1 532
USA	10 319	37 448	16 496	CUBA	3	562	241
CANADA	1 831	6 311	2 779	WEST INDIES		127	55
MEXICO	854	6 234	2 741	REP HAITI	9	96	44
GUATEMALA	350	1 274	556	BRAZIL	15	302	134
REP HONDURAS	153	393	167	CHILE	1	155	62
EL SALVADOR	166	373	157	URUGUAY	13	4 314	1 997
NICARAGUA	42	87	36	ARGENTINA	32	357	154
COSTA RICA	53	221	95	CYPRUS	3	639	285
PANAMA	61	359	155	LEBANON	25	492	225
CUBA	285	534	234	SYRIA	2	94	41
DOMINIC REP	118	498	219	IRAN	15	500	224
GUADELOUPE	57	153	64	ISRAEL	25	1 422	641
MARTINIQUE	16	92	33	JORDAN	5	1 887	827
TRINIDAD TOB	102	360	155	AFGHANISTAN	31	574	254
NETH ANTILL	46	146	57	INDIA	191	1 459	637
COLOMBIA	281	1 117	489	NEPAL	9	228	103
VENEZUELA	667	4 773	2 119	THAILAND	127	914	406
GUYANA	23	123	51	INDONESIA	71	128	56
SURINAM	90	212	88	SINGAPORE	5	84	36
ECUADOR	975	3 062	1 346	PHILIPPINES	33	168	73
PERU	954	2 937	1 302	P REP CHINA	333	2 303	1 017
BRAZIL	190	2 480	1 121	SOUTH KOREA	51	374	159
CHILE	1 342	4 069	1 797	JAPAN	71	1 532	675
BOLIVIA	719	1 840	797	TAIWAN	483	1 043	449
PARAGUAY	193	566	244	HONG KONG	184	1 932	854
URUGUAY	551	1 272	555	AUSTRALIA	4	347	155
ARGENTINA	1 758	5 528	2 510	PAPUA NEW G	3	172	78
CYPRUS	282	776	337	NEW ZEALAND	1	419	196
LEBANON	618	1 566	686	EXPORTS	5 060	385 212	170 847
SYRIA	645	1 063	467	FRANCE	316	26 931	12 195
IRAQ	1 328	2 830	1 251	BELGIUM LUX	209	10 850	4 839
IRAN	6 010	10 044	4 377	NETHERLANDS	557	31 532	14 772
ISRAEL	666	2 379	1 048	ITALY	103	4 286	1 900
JORDAN	430	968	4 965	UNTD KINGDOM	675	74 989	33 281
SAUDI ARABIA	3 605	11 316	4 923	DENMARK	117	2 144	952
KUWAIT	659	2 100	923	GREECE	6	422	189
BAHRAIN	136	507	218	NORWAY	25	7 017	3 255
QATAR	144	506	222	SWEDEN	41	5 268	2 476
ARAB EMIRAT	810	2 485	1 091	FINLAND	1	263	116
OMAN	192	561	250	SWITZERLAND	1 474	100 799	44 214
NORTH YEMEN	86	250	101	AUSTRIA	507	24 458	10 834
AFGHANISTAN	25	106	47	PORTUGAL	1	135	58
PAKISTAN	400	1 145	506	SPAIN	51	3 028	1 326
INDIA	543	1 013	450	YUGOSLAVIA	16	126	57
BANGLADESH	66	347	149	TURKEY	2	151	69
SRI LANKA	92	242	105	USSR	1	137	61
BURMA	690	665	300	POLAND	22	649	283
THAILAND	1 331	4 125	1 832	HUNGARY	20	3 878	1 592
INDONESIA	2 984	7 529	3 368	ROMANIA	2	686	325
MALAYSIA	2 324	4 301	1 917	BULGARIA	10	436	184
SINGAPORE	1 141	5 165	2 281	REP S AFRICA	5	1 155	527
PHILIPPINES	557	2 334	1 042	USA	557	54 174	23 668
NORTH KOREA	2	87	39	CANADA	46	6 187	2 708
SOUTH KOREA	148	945	426	COLOMBIA	6	885	412
JAPAN	2 044	19 461	8 758	VENEZUELA	8	181	80
TAIWAN	732	2 532	1 106	BRAZIL	3	146	64
HONG KONG	936	8 939	3 922	ARGENTINA	17	230	104
AUSTRALIA	3 008	12 767	5 603	IRAQ	77	186	84
NEW ZEALAND	152	1 040	455	ISRAEL	12	862	379
NEW CALEDON	18	73	32	SAUDI ARABIA	1	892	428
FR POLYNESIA	59	173	72	JAPAN	103	20 881	9 282
896 WORKS OF ART ETC				HONG KONG	1	158	69
IMPORTS	43 483	533 695	238 042	AUSTRALIA	2	299	132
FRANCE	1 148	37 328	16 687	897 GOLD, SILVER WARE, JEWELRY			
BELGIUM LLX	413	9 001	4 060	IMPORTS	9 751	542 545	240 282
NETHERLANDS	2 253	23 288	10 352	FRANCE	346	31 226	13 861
ITALY	1 451	9 129	4 046	BELGIUM LUX	73	5 618	2 493
UNTD KINGDOM	18 577	126 342	56 577	NETHERLANDS	181	14 600	6 509
IRISH REP	38	518	232	ITALY	1 106	196 456	86 672
DENMARK	6 829	22 106	9 850	UNTD KINGDOM	429	28 157	12 523
GREECE	46	1 086	485	IRISH REP	448	15 901	7 075
ICELAND	3	329	147	DENMARK	21	5 247	2 354
FAROE IS	5	985	437	GREECE	30	816	366
NORWAY	27	755	331	NORWAY		800	352
SWEDEN	1 346	7 341	3 267	SWEDEN	20	1 819	815
FINLAND	27	629	281				
SWITZERLAND	1 905	121 721	54 240				

6 IMPORTS AND EXPORTS (SPECIAL TRADE) BY GROUPS OF THE SITC-REV. II AND BY COUNTRIES OF PRODUCTION AND CONSUMPTION 1981

GROUP COUNTRY	DT = 100 KG	1 000 DM	1 000 \$	GROUP COUNTRY	DT = 100 KG	1 000 DM	1 000 \$
FINLAND	10	9 035	4 024	MARTINIQUE		189	84
SWITZERLAND	149	26 981	12 003	CAYMAN IS		303	133
AUSTRIA	391	24 525	10 896	JAMAICA		548	238
PORTUGAL	8	3 833	1 694	BARBADOS		610	274
SPAIN	43	12 179	5 396	TRINIDAD TOB		510	216
YUGOSLAVIA	1	2 809	1 180	NETH ANTILL		4 969	2 163
TURKEY	27	469	203	COLOMBIA		2 734	1 195
USSR	8	412	181	VENEZUELA	69	2 727	1 236
POLAND	9	1 069	479	FRENCH GUIAN		66	30
CZECHOSLOVA	152	3 570	1 582	ECUADOR	1	3 431	1 534
HUNGARY	4	1 150	510	PERU	10	632	294
KENYA	2	112	47	BRAZIL	14	936	427
MAURITIUS		141	63	CHILE	1	2 376	1 079
REP S AFRICA	14	252	111	BOLIVIA	3	88	40
USA	553	32 017	14 194	PARAGUAY		219	95
CANADA	16	799	368	URUGUAY	3	519	223
MEXICO	98	620	277	ARGENTINA	9	648	284
REP HAITI		75	35	CYPRUS	1	118	48
NETH ANTILL		78	35	LEBANON	5	361	159
COLOMBIA	3	273	118	SYRIA	79	174	74
PERU		227	98	IRAQ	23	603	262
BRAZIL	599	5 875	2 582	IRAN	7	966	410
CHILE	5	223	96	ISRAEL	21	4 497	2 038
LEBANON		116	55	JORDAN		500	221
ISRAEL	15	6 635	2 946	SAUDI ARABIA	64	29 280	13 128
KUWAIT		161	66	KUWAIT	1	5 409	2 363
AFGHANISTAN	1	141	61	BAHRAIN	6	2 069	899
PAKISTAN	45	71	31	QATAR	4	1 140	496
INDIA	391	4 490	1 967	ARAB EMIRAT	10	14 667	6 593
SRI LANKA	1	1 072	458	OMAN		430	192
THAILAND	60	20 487	9 084	AFGHANISTAN	17	312	138
INDONESIA	6	1 377	596	PAKISTAN		2 995	1 395
MALAYSIA	36	4 454	2 046	INDIA	5	125	54
SINGAPORE	1	266	114	THAILAND		316	145
PHILIPPINES	196	1 088	477	MALAYSIA	1	728	314
P REP CHINA	79	1 978	879	SINGAPORE	11	3 268	1 438
SOUTH KOREA	1 507	15 210	6 669	PHILIPPINES	1	118	53
JAPAN	305	26 110	11 631	P REP CHINA		483	236
TAIWAN	296	5 047	2 229	NORTH KOREA		1 253	555
HONG KONG	2 018	25 738	11 457	JAPAN	144	16 575	7 353
AUSTRALIA		81	37	TAIWAN	7	1 888	853
NEW ZEALAND		126	55	HONG KONG	47	8 282	3 637
				AUSTRALIA	37	14 214	6 202
EXPORTS	6 416	1 105 193	490 239	NEW ZEALAND	1	732	320
FRANCE	997	50 888	22 716	NEW CALEDON		115	51
BELGIUM LUX	559	58 190	25 750	FIJI		651	278
NETHERLANDS	912	110 608	48 919	FP POLYNESIA		156	73
ITALY	232	15 917	7 091	898 MUSICAL INSTRUMENTS,PTS			
UNTD KINGDOM	423	116 981	51 597	IMPORTS	372 774	1 287 159	571 305
IRISH REP	26	4 174	1 852	FRANCE	30 920	150 818	67 054
DENMARK	126	25 968	11 558	BELGIUM LUX	3 964	16 440	7 306
GREECE	122	2 617	1 146	NETHERLANDS	59 801	121 797	54 121
ICELAND	1	1 291	573	ITALY	48 735	103 618	46 196
NORWAY	150	35 182	15 531	UNTD KINGDOM	23 904	92 305	41 038
SWEDEN	328	34 750	15 363	IRISH REP	622	7 001	3 112
FINLAND	69	12 090	5 397	DENMARK	5 956	11 147	4 954
SWITZERLAND	726	257 672	115 011	GREECE	87	337	151
AUSTRIA	461	88 469	39 103	NORWAY	44	486	228
PORTUGAL	6	10 523	4 818	SWEDEN	3 671	4 963	2 231
SPAIN	66	6 356	2 787	FINLAND	4 953	9 380	4 170
ANDORRA	6	1 743	857	SWITZERLAND	5 706	22 249	9 829
MALTA		193	88	AUSTRIA	3 776	26 464	11 743
YUGOSLAVIA	29	3 810	1 735	PORTUGAL	857	1 576	708
TURKEY	15	8 938	3 955	SPAIN	1 599	4 926	2 191
USSR		2 077	1 000	YUGOSLAVIA	510	2 217	985
POLAND	6	711	318	TURKEY	40	532	238
CZECHOSLOVA	9	3 700	1 628	USSR	783	861	389
HUNGARY	16	5 470	2 437	POLAND	1 278	1 200	549
ROMANIA	1	97	39	CZECHOSLOVA	1 713	3 673	1 628
BULGARIA		367	169	HUNGARY	901	1 712	748
CANARY IS	3	259	112	ROMANIA	112	454	200
MCROCCO	11	418	180	BULGARIA	18	123	52
ALGERIA	8	74	31	CANARY IS	111	345	147
TUNISIA		81	33	REP S AFRICA	2 541	2 846	1 282
LIBYA	39	1 481	614	USA	40 053	225 045	99 713
EGYPT	14	5 483	2 345	CANADA	454	1 948	901
MAURITANIA	4	101	44	MEXICO	112	505	212
SENEGAL	12	306	138	JAMAICA	64	269	124
LIBERIA		196	89	BRAZIL	829	1 479	673
IVORY COAST	9	127	54	BOLIVIA	13	75	30
PENIN	44	2 332	1 031	ISRAEL	442	1 212	529
NIGERIA	64	2 075	924	PAKISTAN	59	145	67
CAMEROON	12	172	77	INDIA	147	256	108
ANGOLA	4	160	75	THAILAND	388	534	235
KENYA		299	130	INDONESIA	1 882	4 199	1 875
REUNION		228	99	MALAYSIA	199	329	143
MAURITIUS	20	3 552	1 568	SINGAPORE	152	1 154	510
ZIMBABWE		788	363	PHILIPPINES	87	160	68
REP S AFRICA	63	16 006	7 044	P REP CHINA	1 614	2 427	1 063
USA	190	60 267	26 343	SOUTH KOREA	8 392	15 324	6 761
CANADA	26	3 356	1 468	JAPAN	99 593	407 797	180 884
MEXICO	1	5 034	2 281	TAIWAN	5 045	12 981	5 699
BERMUDA		1 028	460	HONG KONG	10 239	22 723	9 974
GUATEMALA		417	185	AUSTRALIA	146	769	332
REP HONDURAS		132	54				
COSTA RICA		122	51	EXPORTS	321 844	1 173 108	520 087
PANAMA		2 970	1 298	FRANCE	60 338	179 972	79 923
WEST INDIES		450	195	BELGIUM LUX	12 377	49 908	22 205
REP HAITI	4	562	248	NETHERLANDS	50 556	124 567	55 388
BAHAMAS		2 031	894	ITALY	24 907	106 076	47 140
DOMINIC REP		330	146				
AM VIRGIN IS		754	337				
GUADELOUPE		194	82				



## 6 IMPORTS AND EXPORTS (SPECIAL TRADE) BY GROUPS OF THE SITC-REV. II AND BY COUNTRIES OF PRODUCTION AND CONSUMPTION 1981

GROUP COUNTRY	DT = 100 KG	1 000 DM	1 000 \$	GROUP COUNTRY	DT = 100 KG	1 000 DM	1 000 \$
UNITED KINGDOM	27 076	105 146	46 622	GREECE	152	589	258
IRISH REP	1 400	5 350	2 371	NORWAY	1 250	770	334
DENMARK	6 289	22 843	10 186	SWEDEN	4 719	18 935	8 438
GREECE	3 463	8 700	3 882	FINLAND	3 264	4 587	2 037
ICELAND	205	763	335	SWITZERLAND	17 741	120 364	53 332
NORWAY	4 717	16 892	7 508	AUSTRIA	6 707	27 930	12 307
SWEDEN	9 830	36 534	16 180	PORTUGAL	15 068	15 665	7 021
FINLAND	3 824	14 907	6 639	SPAIN	8 949	17 448	7 855
SWITZERLAND	28 042	109 566	48 712	MALTA	57	148	67
AUSTRIA	22 546	91 828	40 735	YUGOSLAVIA	24 902	17 576	7 795
PORTUGAL	1 332	4 966	2 191	TURKEY	1 007	1 447	633
SPAIN	5 667	25 413	11 255	USSR	22	1 664	741
ANDORRA	111	496	218	POLAND	10 303	6 658	2 982
VATICAN CITY	33	149	69	CZECHOSLOVAKIA	7 962	2 767	1 216
MALTA	47	190	80	HUNGARY	12 035	6 845	3 026
YUGOSLAVIA	1 737	9 101	4 038	ROMANIA	26 642	10 324	4 600
TURKEY	472	2 018	886	BULGARIA	515	428	190
USSR	1 656	6 850	3 036	ALBANIA	481	364	161
POLAND	773	3 367	1 448	MOROCCO	2 136	1 691	756
CZECHOSLOVAKIA	1 832	7 384	3 249	TUNISIA	346	268	119
HUNGARY	2 009	9 146	4 000	UPPER VOLTA	58	96	45
ROMANIA	923	3 431	1 458	KENYA	111	106	46
BULGARIA	475	1 932	849	TANZANIA	62	811	355
ALBANIA	89	282	127	REP S AFRICA	168	813	368
CANARY IS	76	429	186	LESOTHO	4 156	6 910	3 091
MOROCCO	128	349	153	USA	7 572	93 853	41 716
ALGERIA	539	1 128	513	CANADA	376	3 672	1 632
TUNISIA	141	553	246	MEXICO	103	163	73
LIBYA	188	767	339	REP HAITI	760	819	363
EGYPT	411	1 318	568	DOMINIC REP	2	103	45
LIREPIA	301	743	322	CAYMAN IS	21	449	210
IVORY COAST	188	567	254	JAMAICA		111	48
TOGO	28	90	41	TRINIDAD TOB		112	49
NIGERIA	1 693	6 754	2 993	PERU	82	202	87
CAMEROON	55	185	79	BRAZIL	34	286	124
CONGO	21	89	39	URUGUAY	1	123	55
ANGOLA	122	815	377	ISRAEL	100	1 327	598
ETHIOPIA	48	169	75	PAKISTAN	24	119	52
KENYA	73	329	139	INDIA	1 143	3 037	1 366
TANZANIA	9	80	38	BANGLADESH	310	212	93
REUNION	31	81	36	SRI LANKA	106	287	125
ZIMBABWE	18	75	31	BURMA	94	136	63
REP S AFRICA	2 253	10 568	4 584	THAILAND	2 189	3 075	1 365
USA	21 616	92 069	40 522	VIETNAM	56	88	40
CANADA	2 627	11 218	4 957	INDONESIA	198	248	109
MEXICO	766	3 585	1 589	MALAYSIA	2 246	9 164	4 085
GUATEMALA	57	377	159	SINGAPORE	1 125	1 974	884
PANAMA	50	264	118	PHILIPPINES	10 425	16 569	7 358
CUBA	16	91	39	P REP CHINA	164 714	80 071	35 646
DOMINIC REP	37	214	95	SOUTH KOREA	6 316	21 920	9 798
NETH ANTILL	15	131	58	JAPAN	22 487	74 362	33 064
COLOMBIA	71	443	195	TAIWAN	56 945	74 036	32 871
VENEZUELA	1 231	4 998	2 205	HONG KONG	36 996	60 973	27 353
SURINAM	76	123	53	MACAO	15	180	79
PERU	72	315	136	AUSTRALIA	25	3 447	1 540
BRASIL	306	2 389	1 060	NEW ZEALAND	12	937	415
CHILE	366	1 564	684				
PARAGUAY	37	137	59	EXPORTS	397 540	924 010	409 548
URUGUAY	95	242	109				
ARGENTINA	776	7 164	3 253	FRANCE	54 125	101 952	45 445
CYPRUS	43	213	94	BELGIUM LUX	37 151	56 791	25 260
LEBANON	110	526	230	NETHERLANDS	58 831	109 324	48 609
SYRIA	43	210	94	ITALY	15 504	47 308	21 084
IRAQ	1 365	3 315	1 537	UNITED KINGDOM	20 386	59 100	26 170
IRAN	529	1 359	569	IRISH REP	1 662	4 424	1 954
ISRAEL	775	2 892	1 263	DENMARK	17 680	23 907	10 584
JORDAN	42	201	87	GREECE	4 988	14 626	6 496
SAUDI ARABIA	383	2 103	938	ICELAND	393	1 124	492
KUWAIT	372	1 918	846	NORWAY	4 033	15 459	6 862
BAHRAIN	49	299	133	SWEDEN	7 558	26 041	11 620
QATAR	34	156	66	FINLAND	5 432	16 548	7 349
ARAB EMIRAT	623	3 093	1 360	SWITZERLAND	38 036	71 842	31 817
SOUTH YEMEN	19	73	32	AUSTRIA	39 099	68 693	30 456
AFGHANISTAN	73	426	182	PORTUGAL	11 809	17 697	7 998
PAKISTAN	20	139	62	SPAIN	4 933	14 201	6 292
INDIA	89	562	253	ANDORRA	119	266	117
BANGLADESH	11	98	46	MALTA	1 204	4 055	1 791
SRI LANKA	34	136	61	YUGOSLAVIA	5 553	24 794	10 970
THAILAND	134	545	236	TURKEY	1 092	6 305	2 756
INDONESIA	231	1 244	566	USSR	276	782	337
MALAYSIA	38	205	86	POLAND	866	6 449	2 798
SINGAPORE	489	2 749	1 205	CZECHOSLOVAKIA	908	4 415	1 946
PHILIPPINES	79	288	122	HUNGARY	1 333	9 429	4 163
P REP CHINA	59	409	171	ROMANIA	1 357	6 653	2 926
NORTH KOREA	7	150	69	BULGARIA	449	2 235	984
SOUTH KOREA	130	1 084	473	CANARY IS	149	426	190
JAPAN	4 343	29 118	12 856	MOROCCO	379	1 187	523
TAIWAN	467	2 474	1 074	ALGERIA	642	2 057	881
HONG KONG	635	3 921	1 730	TUNISIA	1 316	4 579	2 013
AUSTRALIA	2 669	11 612	5 113	LIBYA	270	2 856	1 255
NEW ZEALAND	261	1 424	619	EGYPT	366	1 326	591
FR POLYNESIA	54	459	207	SUDAN	161	353	155
				SENEGAL	41	77	33
				LIBERIA	101	182	80
				IVORY COAST	99	187	80
				GHANA	212	148	64
				TOGO	26	99	43
				NIGERIA	941	2 111	925
				CONGO	84	297	129
				ZAIRE	24	115	53
				ANGOLA	123	2 298	1 013
				ETHIOPIA	40	160	68
				KENYA	125	527	220
				TANZANIA	17	82	36
899 OTHER MANUFACTURED GOODS							
IMPORTS	709 246	1 133 856	503 931				
FRANCE	55 886	124 332	55 076				
BELGIUM LUX	19 802	28 187	12 500				
NETHERLANDS	47 631	102 878	45 619				
ITALY	47 710	83 831	37 359				
UNITED KINGDOM	50 314	34 834	15 448				
IRISH REP	2 716	9 455	4 209				
DENMARK	21 704	32 736	14 488				

## 6 IMPORTS AND EXPORTS (SPECIAL TRADE) BY GROUPS OF THE SITC-REV. II AND BY COUNTRIES OF PRODUCTION AND CONSUMPTION 1981

GROUP COUNTRY	DT = 100 KE	1 000 DM	1 000 \$	GROUP COUNTRY	DT = 100 KG	1 000 DM	1 000 \$
MOZAMBIQUE	36	106	48	CANADA	631	1 486	635
REUNION	19	76	32	MEXICO	14	384	180
MAURITIUS	12	80	34	EL SALVADOR	3	109	49
ZAMBIA	55	221	97	PANAMA		79	35
ZIMBABWE	98	230	104	DOMINIC REP	6	115	50
MALAWI	31	265	130	DOMINICA	4	205	89
REP S AFRICA	3 903	8 157	3 586	COLOMBIA	6	225	102
LESOTHO	4 667	4 353	1 956	FRENCH GUIAN	6	74	34
USA	12 118	56 953	25 209	ECUADOR	12	368	159
CANADA	1 830	8 028	3 536	PERU	3	190	83
MEXICO	451	3 167	1 412	BOLIVIA	31	848	367
GUATEMALA	75	237	98	PARAGUAY	11	288	127
COSTA RICA	62	130	55	ARGENTINA	11	137	61
PANAMA	16	134	54	PAKISTAN	8	70	30
CUBA	334	460	203	INDIA	38	226	101
PEP HAITI	49	139	56	SRI LANKA	17	108	48
DOMINIC REP	109	127	57	THAILAND	105	997	437
GUADELOUPE	99	123	50	INDONESIA	101	995	440
MARTINIQUE	16	81	36	MALAYSIA	8	96	45
TRINIDAD TOB	107	192	82	SINGAPORE	84	544	242
NETH ANTILL	68	297	126	MONGOL P REP		80	35
COLOMBIA	76	754	332	P REP CHINA	14	259	110
VENEZUELA	532	2 375	1 056	SOUTH KOREA	3	69	30
SURINAM	352	354	156	JAPAN	5	124	53
ECUADOR	165	458	200	TAIWAN	21	98	43
PERU	294	942	412	HONG KONG	16	259	115
BRAZIL	80	1 841	789				
CHILE	1 169	2 983	1 269	EXPORTS	2 722	11 024	4 884
BOLIVIA	91	245	101				
PARAGUAY	68	306	134	FRANCE	241	656	293
URUGUAY	160	439	193	BELGIUM LUX	113	246	108
ARGENTINA	1 073	3 425	1 526	NETHERLANDS	510	771	343
CYPRUS	198	687	295	ITALY	160	802	353
LEBANON	588	1 262	566	UNITD KINGDOM	26	77	34
SYRIA	1 159	1 690	739	DENMARK	77	221	98
IRAQ	4 098	7 324	3 283	GREECE	7	80	36
IRAN	1 305	7 791	3 429	NORWAY	17	130	59
ISRAEL	1 048	3 049	1 348	SWEDEN	24	90	40
JORDAN	221	530	228	SWITZERLAND	444	1 865	832
SAUDI ARABIA	3 629	10 198	4 465	AUSTRIA	525	1 735	771
KUWAIT	554	1 399	620	SPAIN	37	128	54
BAHRAIN	179	389	168	USSR	15	117	51
QATAR	284	373	159	CZECHOSLOVA	159	363	152
ARAB EMIRAT	2 110	3 022	1 313	HUNGARY	102	418	188
OMAN	111	199	86	REP S AFRICA	19	1 085	490
NORTH YEMEN	51	100	44	USA	120	580	252
AFGHANISTAN	230	665	288	CANADA	16	286	131
PAKISTAN	94	480	203	CUBA	13	131	57
INDIA	102	553	244	ARGENTINA	43	344	142
SRI LANKA	84	379	167	P REP CHINA	27	121	49
BURMA	173	347	155				
THAILAND	310	800	354	951 WAR FIREARMS, AMMUNITION			
INDONESIA	2 019	10 557	4 615				
MALAYSIA	1 517	3 569	1 566	IMPORTS	10 812	37 075	16 458
SINGAPORE	1 296	2 475	1 092				
PHILIPPINES	523	1 565	688	FRANCE	1 793	4 177	1 827
P REP CHINA	13	101	44	BELGIUM LUX	433	1 407	625
SOUTH KOREA	449	3 214	1 417	NETHERLANDS	172	257	116
JAPAN	1 583	11 868	5 261	ITALY	1 702	8 691	3 857
TAIWAN	402	1 300	568	UNITD KINGDOM	489	694	315
HONG KONG	2 885	8 072	3 565	SWEDEN	124	425	199
AUSTRALIA	1 170	6 590	2 903	FINLAND	87	434	192
NEW ZEALAND	678	1 275	560	SWITZERLAND	147	3 059	1 360
				AUSTRIA	576	1 843	816
				SPAIN	416	922	409
931 SPECIAL TRANSACTIONS 2)				YUGOSLAVIA	340	1 396	630
IMPORTS	4 766 220	7 393 084	3 275 051	TURKEY	217	387	162
				USSR	18	133	57
EXPORTS	6 589 230	7 990 180	3 534 588	CZECHOSLOVA	172	635	287
				USA	3 230	11 304	5 036
				CANADA	29	151	67
941 ZOO ANIMALS, PETS				INDIA	557	495	216
IMPORTS	11 749	29 226	12 834	PHILIPPINES	8	96	40
				JAPAN	30	216	94
FRANCE	425	1 057	466	AUSTRALIA	178	191	84
BELGIUM LUX	78	80	35				
NETHERLANDS	2 394	2 867	1 267	EXPORTS	38 411	158 782	70 323
ITALY	106	89	38				
UNITD KINGDOM	4 060	4 190	1 827	FRANCE	6 625	17 788	7 939
IRISH REP	14	176	78	BELGIUM LUX	1 570	4 502	2 031
DENMARK	199	1 307	580	NETHERLANDS	4 777	16 967	7 602
GREECE	13	124	53	ITALY	689	3 220	1 416
ICELAND	25	67	30	UNITD KINGDOM	1 965	8 193	3 649
SWEDEN	68	89	39	IRISH REP	71	231	104
SWITZERLAND	290	2 112	905	DENMARK	514	2 014	886
AUSTRIA	392	631	280	GREECE	1 501	3 457	1 556
SPAIN	46	169	72	NORWAY	1 313	3 376	1 462
YUGOSLAVIA	151	617	261	SWEDEN	1 425	4 357	1 930
TURKEY	245	114	53	FINLAND	1 113	2 140	946
POLAND	700	576	258	SWITZERLAND	1 592	9 919	4 390
CZECHOSLOVA	305	862	382	AUSTRIA	1 851	9 019	3 988
HUNGARY	87	195	90	PORTUGAL	775	4 083	1 799
ROMANIA	344	381	166	SPAIN	602	2 718	1 195
SENEGAL	82	709	314	ANDORRA	13	124	55
LIBERIA	19	329	144	MALTA	96	79	37
GHANA	10	127	56	YUGOSLAVIA	281	740	322
TOGO	17	274	124	CZECHOSLOVA	58	87	38
CAMEROON	14	443	199	HUNGARY	73	98	39
KENYA	16	85	41	CANARY IS	30	69	30
TANZANIA	20	338	147	LIBYA	109	912	453
REP S AFRICA	23	112	45	EGYPT	59	248	107
USA	243	1 748	773	NIGERIA	8	506	220
				CAMEROON	69	277	122
				CONGO	273	517	236

2) INCL COMPLETE INDUSTRIAL PLANT NES

o IMPORTS AND EXPORTS (SPECIAL TRADE) BY GROUPS OF THE SITC-REV. II AND BY COUNTRIES OF PRODUCTION AND CONSUMPTION 1981

GROUP COUNTRY	DT = 100 KG	1 000 DM	1 000 \$	GROUP COUNTRY	DT = 100 KG	1 000 DM	1 000 \$
KENYA	47	374	173	NETHERLANDS	331	102 470	44 575
ZIMBABWE	56	244	106	ITALY	1	4 871	2 061
REP S AFRICA	353	969	433	UNTD KINGDOM	135	84 682	37 758
USA	2 490	27 434	12 120	IRISH REP	171	2 842	1 243
CANADA	185	944	431	DENMARK	91	18 535	8 449
MEXICO	116	967	408	NORWAY		2 891	1 276
COSTA RICA	18	85	37	SWEDEN	105	121 197	54 947
PANAMA	13	72	30	FINLAND	8	16 667	7 321
COLOMBIA	212	1 081	484	SWITZERLAND	510	852 629	382 039
VENEZUELA	561	3 888	1 760	AUSTRIA	14	7 972	3 531
ECUADOR	31	96	44	SPAIN	146	41 784	18 437
PERU	71	359	165	YUGOSLAVIA	63	1 506	627
BRAZIL	94	148	68	USSR	94	311 288	132 917
CHILE	425	703	311	CZECHOSLOVA		376	169
BOLIVIA	7	190	87	HUNGARY	1	3 979	1 797
PARAGUAY	17	844	378	ROMANIA		905	399
URUGUAY	113	613	278	BULGARIA		1 127	500
ARGENTINA	295	1 341	594	LIBERIA		1 832	880
LEBANON	277	170	78	ZAMBIA		179	84
IRAQ	6	79	36	REP S AFRICA	82	284 281	125 398
IRAN	33	116	50	USA	127	90 562	41 350
ISRAEL	73	196	88	CANADA	23	25 877	11 856
SAUDI ARABIA	1 349	8 125	3 442	NETH ANTILL		554	233
KUWAIT	287	282	134	PERU	12	34 281	15 060
ARAB EMIRAT	1 033	2 428	1 082	CHILE	1	5 903	2 680
PAKISTAN	16	78	37	LEBANON	1	121	52
INDIA	2	82	36	ISRAEL	4	7 390	3 391
SRI LANKA	38	124	55	SAUDI ARABIA		109	48
THAILAND	46	458	206	ARAB EMIRAT	1	2 272	1 012
INDONESIA	286	210	93	MALAYSIA	5	357	152
MALAYSIA	242	2 509	1 097	SINGAPORE		7 236	3 146
SINGAPORE	403	1 102	480	NORTH KOREA	22	73 416	31 187
SOUTH KOREA	546	3 404	1 443	SOUTH KOREA	1	611	290
JAPAN	174	269	121	JAPAN		110	45
HONG KONG	87	329	147	HONG KONG	7	1 253	551
AUSTRALIA	355	1 257	570	AUSTRALIA		803	373
NEW ZEALAND	13	115	49				
NEW CALEDON	49	102	47	EXPORTS	1 240	1 113 097	497 732
961 COIN NONGOLD, NONCURRENT				FRANCE	102	66 485	29 481
IMPORTS	635	79 618	35 716	BELGIUM LUX	279	168 345	74 669
FRANCE	16	601	278	NETHERLANDS	170	49 854	22 269
BELGIUM LUX	1	113	50	ITALY	152	65 814	29 225
NETHERLANDS	15	1 409	643	UNTD KINGDOM	119	268 257	121 887
ITALY	7	647	293	DENMARK		5 460	2 446
UNTD KINGDOM	84	9 087	3 956	GREECE		2 440	1 091
DENMARK	6	75	32	NORWAY		7 941	3 500
GREECE	18	2 333	1 033	SWEDEN	56	9 764	4 279
SWEDEN	1	187	87	FINLAND		1 499	672
FINLAND	2	343	158	SWITZERLAND	175	161 184	73 712
SWITZERLAND	39	3 885	1 737	AUSTRIA	9	23 229	10 572
AUSTRIA	112	30 003	13 289	PORTUGAL		82	36
SPAIN	18	324	142	SPAIN	2	1 298	584
GIBRALTAR		179	78	MALTA		6 617	2 943
VATICAN CITY	1	76	33	YUGOSLAVIA	13	3 644	1 603
YUGOSLAVIA		115	52	POLAND		151	65
USSR	9	902	445	CZECHOSLOVA		435	193
POLAND	14	1 309	583	HUNGARY	33	3 232	1 479
CZECHOSLOVA		233	102	ROMANIA		421	184
HUNGARY	12	1 550	685	BULGARIA		671	290
BULGARIA	1	193	81	LIBYA	3	8 848	3 627
EGYPT	2	356	163	EGYPT		754	334
REP S AFRICA	7	461	211	ST HELENA		95	43
USA	52	5 113	2 314	KENYA		175	80
CANADA	52	5 881	2 679	ZAMBIA		168	70
MEXICO	3	537	228	REP S AFRICA		108	42
CUBA		265	118	USA		10 052	4 500
PAHAMAS		127	57	CANADA		3 901	1 643
VENEZUELA	3	234	111	MEXICO	2	485	223
FALKLAND IS		85	37	VENEZUELA		360	156
ISRAEL	5	660	299	ECUADOR		92	42
INDIA	9	264	116	BRAZIL	1	4 753	2 087
P REP CHINA	3	603	264	CYPRUS		419	177
HONG KONG	133	10 548	4 960	LEBANON		119	55
WEST SAMOA		139	58	IRAQ		89	39
EXPORTS	5 702	22 973	10 053	IRAN		132	63
FRANCE		110	49	ISRAEL	28	96 367	42 447
BELGIUM LUX	6	295	134	KUWAIT	4	12 802	5 601
NETHERLANDS	10	855	379	INDIA	1	262	122
ITALY	2	696	307	MALAYSIA		1 573	691
UNTD KINGDOM	6	574	252	SINGAPORE	8	25 890	11 342
GREECE		178	79	PHILIPPINES		2 204	971
SWITZERLAND	16	1 772	815	SOUTH KOREA	4	447	200
AUSTRIA	9	1 373	582	JAPAN	63	87 534	38 259
SPAIN	9	226	101	TAIWAN	4	308	134
USA	18	1 050	474	HONG KONG	11	7 726	3 344
CANADA	7	446	199	AUSTRALIA		170	71
NICARAGUA	179	299	135	972 GOLD COIN			
VENEZUELA	141	9 871	4 188	IMPORTS	203	671 023	296 872
ECUADOR	3 510	3 280	1 464	FRANCE		182	84
BOLIVIA	1 760	1 489	700	BELGIUM LUX		149	68
ISRAEL	2	250	100	NETHERLANDS		325	151
JAPAN	19	71	34	UNTD KINGDOM		11 783	5 276
971 GOLD, NON MONETARY NES				DENMARK		81	38
IMPORTS	2 120	2 141 211	948 622	GREECE		2 127	942
FRANCE	8	6 161	2 755	SWITZERLAND	2	10 841	4 897
BELGIUM LUX	155	21 953	9 869	AUSTRIA	1	6 796	3 048
				USSR		1 402	632
				BULGARIA		81	36
				REP S AFRICA	185	573 188	253 452
				USA		3 422	1 535

6 IMPORTS AND EXPORTS (SPECIAL TRADE) BY GROUPS OF THE SITC-REV. II AND BY COUNTRIES OF PRODUCTION AND CONSUMPTION 1981

GROUP COUNTRY	DT = 100 KG	1 000 DM	1 000 \$	GROUP COUNTRY	DT = 100 KG	1 000 DM	1 000 \$
CANADA	12	46 245	20 401				
MEXICO	3	12 113	5 274				
CUBA		107	50				
CHILE		353	162				
ISRAEL		329	141				
P REP CHINA		155	69				
HONG KONG		508	237				
AUSTRALIA		383	178				
WEST SAMOA		100	44				
EXPORTS	180	600 425	260 301				
FRANCE		1 856	779				
BELGIUM LUX	54	169 982	75 161				
NETHERLANDS		1 124	488				
ITALY		166	74				
UNTD KINGDOM	59	193 309	61 202				
GREECE		321	145				
SWEDEN		119	53				
FINLAND		144	64				
SWITZERLAND	41	139 580	61 055				
AUSTRIA	15	46 112	20 237				
SPAIN		2 156	1 009				
REP S AFRICA		1 072	463				
USA	10	38 577	16 825				
CANADA		384	166				
SINGAPORE		509	234				
PHILIPPINES		326	162				
JAPAN		114	51				
HONG KONG	1	4 457	2 079				
TOTAL							
IMPORTS	3 411 975 461	369 178 790	163 936 735				
EXPORTS	1 685 051 093	396 898 348	176 042 343				

## 7 IMPORTS AND EXPORTS (SPECIAL TRADE) BY COUNTRIES OF PRODUCTION AND CONSUMPTION AND BY GROUPS OF THE SITC-REV. II 1981

GROUP DESCRIPTION	DT = 100 KG	1 000 DM	1 000 \$	GROUP DESCRIPTION	DT = 100 KG	1 000 DM	1 000 \$
FRANCE				592 STARCH, INULIN, GLUTEN, ETC	723 150	111 245	49 341
IMPORTS	286 160 668	40 120 794	17 847 200	598 KISC CHEMICAL PRDGS NES	2 071 403	301 262	134 164
001 LIVE ANIMALS	69 091	46 295	20 570	611 LEATHER	22 867	95 268	42 405
011 MEAT FRESH, CHILLED, FROZEN	697 392	383 454	169 472	612 LEATHER ETC MANUFACTURES	6 815	24 464	10 873
012 MEAT DRIED, SALTED, SMOKED	7 239	9 643	4 286	613 FUR SKINS TANNED, DRESSED	2 404	33 463	14 837
014 MEAT PREPARED, PRESERVED, NES ETC	127 678	84 407	37 541	621 MATERIALS OF RUBBER	230 720	109 569	48 835
022 MILK AND CREAM	846 069	110 543	48 968	625 RUBBER TYRES, TUBES	1 014 430	675 674	300 545
023 BUTTER	18 350	15 945	6 898	626 RUBBER ARTICLES NES	73 637	103 443	45 956
024 CHEESE AND CURD	696 686	602 337	267 844	633 COPY MANUFACTURES	3 966	4 254	1 892
025 EGGS, BIRDS, FRESH, PRESERVED	82 562	23 058	10 428	634 VENEERS, PLYWOOD, ETC	1 600 921	187 528	87 614
034 FISH FRESH, CHILLED, FROZEN	124 957	57 181	25 621	635 WOOD MANUFACTURES NES	183 797	50 593	22 546
035 FISH SALTED, DRIED, SMOKED	606	769	349	641 PAPER AND PAPERBOARD	4 160 600	692 620	306 757
036 SHELL FISH FRESH, FROZEN	10 250	12 184	5 470	642 ARTICLES OF PAPER ETC	544 840	181 778	80 981
037 FISH ETC PREPARED PRESERVED NES	13 951	13 283	5 983	651 TEXTILE YARN AND THREAD	408 182	539 066	240 813
041 WHEAT ETC UNMILLED	6 326 972	339 346	151 474	652 COTTON FABRICS, WOVEN	160 590	276 019	123 156
042 RICE	9 541	1 265	595	653 WOVEN MAN-MADE FIB FABRIC	94 005	232 722	99 919
043 BARLEY UNMILLED	4 240 793	206 159	92 748	654 OTHER WOVEN TEXTILE FABRIC	76 040	112 463	49 882
044 MAIZE UNMILLED	3 400 578	228 978	102 952	655 KNIT ETC FABRICS	27 826	72 366	32 213
045 CEREALS NES UNMILLED	377 733	18 913	6 550	656 LACE, RIBBONS, TULLE, ETC	9 442	46 943	20 952
046 WHEAT ETC MEAL OR FLOUR	412 627	35 569	15 785	657 SPECIAL TEXTILE ETC PROD	137 731	122 654	54 736
047 OTHER CEREAL MEALS, FLOUR	20 844	1 317	587	658 TEXTILE ARTICLES NES	15 986	35 651	15 834
048 CEREAL ETL PREPARATIONS	1 657 715	216 535	96 256	659 FLOOR COVERINGS ETC	41 968	23 445	10 422
054 VEG ETC FRESH, SIMPLY PRESERVED	3 681 193	320 967	146 837	661 CEMENT ETC BUILDING PROD	5 966 145	113 240	49 862
056 VEGETABLES ETC PRESERVED, PREPARED	1 856 289	363 803	162 643	662 CLAY, REFRACTORY BLDG PRD	2 205 861	102 550	45 425
057 FRUIT, NUTS, FRESH, DRIED	2 189 993	268 430	116 986	663 OTHER NONMETAL MINERAL NFS	1 317 224	162 035	71 786
058 FRUIT PRESERVED, PREPARED	356 293	64 837	28 759	664 GLASS	682 761	120 723	53 632
061 SUGAR AND HONEY	1 490 565	145 382	64 443	665 GLASSWARE	554 883	162 786	72 398
062 SUGAR PREPARED NON-COCOA	56 245	53 166	23 541	666 POTTERY	55 727	36 163	16 167
071 COFFEE AND SUBSTITUTES	24 786	12 505	5 701	667 PEARL, PRECIOUS, SEMI-P STONE	37	9 890	4 326
072 COCOA	16 133	11 428	5 039	671 PIG IRON ETC	977 364	124 408	55 104
073 CHOCOLATE AND PRODUCTS	97 271	52 576	23 221	672 IRON, STL PRIMARY FORMS	1 337 950	105 531	47 267
074 TEA AND MATE	7 160	3 125	1 592	673 IRON AND STEEL SHAPES	5 936 704	562 614	245 712
075 SPICES	7 097	3 584	1 592	674 IRON, STL UNIV, PLATE, SHEET	7 133 816	721 477	320 498
081 FEEDING STUFF FOR ANIMALS	2 997 302	125 529	56 158	675 IRON, STEEL HOOP, STRIP	1 598 475	205 119	91 302
091 MARGARINE AND SHORTENING	6 083	1 896	844	676 RAILWAY RAILS ETC IRON, STL	18 347	3 470	1 563
098 EDIBLE PRODUCTS, PREPARED NES	266 077	58 339	25 828	677 IRON, STL WIRE EXCL W ROD	372 973	71 355	31 775
111 NON-ALCOHOLIC BEVERAGES NES	753 022	25 404	11 239	678 IRON, STL TUBES, PIPES, ETC	1 327 924	223 563	99 710
112 ALCOHOLIC BEVERAGES	2 937 293	841 097	377 392	679 IRON, STL CASTINGS UNWORKED	78 493	17 804	7 981
121 TOBACCO UNMANUFACTURED, REFUSED	16 440	11 003	4 919	682 COPPER EXC CEMENT COPPER	332	36 327	16 200
122 TOBACCO MANS	114 524	46 075	20 381	683 NICKEL	562 308	271 624	121 009
211 HIDES, SKINS, UNDRESSED	76 344	15 227	6 696	684 ALUMINIUM	32 804	51 228	22 811
212 FUR SKINS UNDRESSED	3 146	6 233	2 809	685 LEAD	1 072 791	476 381	212 443
222 SEEDS FOR SOFT FIXED OIL	4 288 626	450 722	203 157	686 ZINC	127 762	21 710	9 638
223 SEEDS FOR OTHER FIXED OILS	29 681	3 132	1 386	687 TIN	306 089	74 302	32 804
232 NATURAL RUBBER, GUMS	17 265	5 154	2 249	689 NON-FER BASE METALS NES	213	631	272
233 RUBBER, SYNTHETIC, RECLAIMED	731 124	202 084	89 660	691 STRUCTURES AND PARTS NES	28 368	29 551	13 227
244 CORK RAW AND WASTE	3 664	129	59	692 METAL TANKS, BOXES, ETC	746 808	172 918	76 231
245 FUEL WOOD YES, CHARCOAL	89 703	2 514	1 103	693 WIRE PRODUCTS NON ELECTR	130 551	73 062	32 544
246 PULPWOOD, CHIPS, WOOD WASTE	2 155 361	21 592	9 613	694 STL, COPPER NAILS, NUTS, ETC	274 946	68 057	30 389
247 OTHER WOOD ROUGH, SQUARED	1 433 374	52 027	23 374	695 TOOLS	134 246	60 024	26 697
248 WOOD SHAPED	1 060 208	90 889	40 331	696 CUTLERY	50 354	125 471	55 889
251 PULP AND WASTE PAPER	756 208	61 491	27 200	697 BASE METAL HOUSEHOLD EQUIP	7 211	18 145	8 119
261 SILK	70	264	123	699 OTHER METAL MANUFACTURES	91 622	75 799	33 762
263 COTTON	52 380	5 379	2 400	701 STEAM BOILERS & AUX PLNT	313 341	236 661	105 214
265 VEG FIBRE, EXCL COTN JUTE	5 972	848	387	702 STEAM ENGINES, TURBINES	7 394	6 113	1 810
266 SYNTHETIC FIBRE TO SPIN	126 642	59 818	26 750	713 INTNL COMBUS PISTON ENGN	2 037	8 142	3 594
267 OTHER MAN-MADE FIBRES	61 490	16 529	7 360	714 ENGINES & MOTORS NES	288 540	399 998	176 567
268 WOOL (EXC TOPS), ANIMAL HAIR	75 340	72 415	32 343	715 POTATING ELECTRIC PLANT	3 022	149 501	66 449
269 WASTE OF TEXTILE FABRICS	20 981	1 527	685	716 OTHER POWER GENERATING MACH	145 527	180 459	80 476
271 FERTILIZERS, CRUDE	13 308	437	198	718 AGRIC MACH, EXC TRACTORS	9 191	12 509	5 479
273 STONE, SAND AND GRAVEL	100 428 745	87 658	38 555	721 TRACTORS NON-ROAD	163 827	129 600	57 647
274 SULPHUR ETC	44 312	1 546	669	722 CIVIL ENGINEER EQUIP ETC	31 023	29 502	12 843
276 OTHER CRUDE MINERALS	17 246 505	124 990	55 468	723 TEXTILE, LEATHER MACHINRY	280 981	222 372	98 709
281 IRON ORE, CONCENTRATES	12 292 268	27 553	12 296	724 TEXTILE, LEATHER MACHINRY	33 736	67 661	30 212
282 IRON AND STEEL SCRAP	1 361 707	39 261	17 578	725 PAPER ETC MILL MACHINERY	19 607	35 795	15 890
287 BASE METAL ORES, CONC NES	54 732	12 512	5 549	726 PRINTING, BOOKBINDING MACH, PTS	20 443	27 688	12 154
288 NON-FER METAL SCRAP NES	638 178	198 923	66 315	727 FOOD MACHINRY NON-DOMESTIC	8 468	18 536	8 182
289 PREC METAL ORE, WASTE NES	341	4 514	2 044	728 FOOD MACHINRY FOR SPCL INDUS	108 750	184 739	81 929
291 CRUDE ANIMAL MATERIALS NES	68 759	48 658	21 716	736 MACHINE TOOLS FOR METAL	80 925	140 133	62 288
292 CRUDE VEG MATERIALS NES	208 227	81 288	37 077	737 METALWORKING MACHINRY NES	68 456	70 998	31 582
322 COAL, LIGNITE, PEAT	3 677 455	82 056	36 513	741 HEATING, COOLING EQUIPMENT	142 665	189 089	83 563
323 BRIQUETS, COKE, SEMI-COKE	3 037 350	75 665	33 411	742 PUMPS FOR LIQUIDS ETC	53 370	182 885	81 174
334 PETROLEUM PRODUCTS, REFINED	24 055 839	1 582 690	702 452	743 PUMPS NES, CENTRIFUGES ETC	90 583	121 795	54 027
335 RESIDUAL PETROLEUM PROD NES	2 704 263	155 901	68 786	744 MECHANICAL HANDLING EQUIP	339 911	193 097	85 671
341 GAS NATURAL AND MANUFACTURED				745 NONELEC MACH, TOOLS NES	45 059	70 209	31 313
351 ELECTRIC ENERGY, MWH	136 729	7 424	3 125	749 NONELEC MACH, PTS, ACC NES	310 345	461 939	205 277
411 ANIMAL OILS AND FATS	23 626	3 435	1 539	751 OFFICE MACHINES	4 266	20 827	9 461
423 FIXED VEG OILS, SOFT	270 896	37 781	14 686	752 AUTOMATIC DATA PROC EQUIP	12 751	352 738	154 905
424 FIXED VEG OIL NONSOFT	20 311	3 206	1 435	759 OFFICE & ADP MCH PTS, ACC	13 019	524 629	232 959
431 PROCESSED ANIMAL VEG OIL, ETC	108 019	9 916	4 421	761 TELEVISION RECEIVERS	4 886	12 040	5 276
511 HYDROCARBONS NES, DERIVS	1 233 623	159 542	70 652	762 RADIO BROADCAST RECEIVERS	2 620	28 858	12 902
512 ALCOHOLS, PHENOLS, ETC	977 246	195 225	86 307	765 SOUND RECORDERS, PHONOGRAPHS	6 061	18 600	6 280
513 ORGANIC ACIDS, ETC	1 111 571	234 906	104 337	764 TELECOM EQUIP, PTS, ACC NES	50 048	260 473	115 623
514 NITROGEN-FUNCTION COMPOUNDS	1 309 079	460 839	205 080	771 ELECTRIC POWER MACHINRY NES	65 272	86 894	37 554
515 ORG-INORG COMPOUNDS ETC	211 380	121 401	53 967	772 SWITCHGEAR ETC & PTS NES	74 282	370 277	164 505
516 OTHER ORGANIC CHEMICALS	666 760	134 100	59 485	773 ELECTRIC DISTRIBUTING MACH	54 064	77 492	34 500
522 INORG ELEMTS, OXIDES, ETC	4 218 859	233 523	103 728	774 ELECTRO-MEDICAL, XRAY EQUIP	2 917	42 647	19 018
523 OTHER INORGANIC CHEMICALS	973 194	105 391	46 914	775 HOUSEHOLD TYPE EQUIP NES	206 181	245 545	109 298
524 RADIOACTIVE ETC MATERIAL	3 965	147 288	60 545	776 TRANSISTORS, VALVES, ETC	68 286	663 071	295 285
531 SYNT DYE, NAT INDIGO, LAKES	35 050	57 383	25 560	778 ELECTRICAL MACHINERY NES	225 453	311 931	138 748
532 DYES NES, TANNING PRDGS	23 743	5 491	2 465	781 PASS MOTOR VEH EXC BUSES	1 568 445	1 629 300	728 099
533 PIGMENTS, PAINTS, ETC	442 665	137 863	61 092	782 LORRIES, SPCL MTR VEH NES	200 260	187 185	82 839
541 MEDICINAL ETC PRODUCTS	110 038	508 786	226 507	783 ROAD MOTOR VEHICLES NES	23 907	22 754	10 032
551 ESSENTIAL OIL, PERFUME, ETC	22 648	68 252	30 320	784 MOTOR VEHCL PTS, ACC NES	1 566 074	1 544 067	686 640
553 PERFUMERY, COSMETICS, ETC	94 695	233 589	103 718	785 MOTOR & OTHER CYCLES ETC	65 915	96 927	43 215
554 SOAPS, CLEANSING ETC PREPS	227 849	66 318	29 366	786 VEH NES NONMOTR, TRAILERS	204 217	115 715	51 439
562 FERTILIZERS MANUFACTURED	3 313 062	79 169	35 279	787 RAILWAY VEHICLES	168 004	69 468	31 432
572 EXPLOSIVES, PYROTECH PROD	4 876	8 949	4 001	792 AIRCRAFT	54 867	4 998 331	2 227 761
582 PROD OF CONDENSATION ETC	661 112	209 200	93 089	793 SHIPS AND BOATS	29 710	29 060	12 919
583 PROD OF POLYMERIZING ETC	3 413 354	784 810	347 525	812 PLUGS, HEATING, LIGHTING EQU	211 493	107 365	47 640
584 CELLULOSE DERIVATIVES ETC	151 377	73 991	33 125	821 FURNITURE	260 022	199 515	89 091
585 PLASTIC MATERIALS NES	135 917	33 628	14 816	831 TRAVEL GOODS, HANDBAGS	9 221	26 606	11 847
591 PESTICIDES, DISINFECTANTS	171 014	148 490	67 190	842 MENS OUTERWEAR NOT KNIT	23 408	114 446	50 970
				843 WOMENS OUTERWEAR NONKNIT	18 922	233 519	104 459
				844 UNDERWEAR NOT KNIT	1 725	15 488	6 892

## 7 IMPORTS AND EXPORTS (SPECIAL TRADE) BY COUNTRIES OF PRODUCTION AND CONSUMPTION AND BY GROUPS OF THE SITC-REV. II 1981

GROUP DESCRIPTION	DT = 100 KG	1 000 DM	1 000 \$	GROUP DESCRIPTION	DT = 100 KG	1 000 DM	1 000 \$
845 OUTERWEAR KNIT NONELASTIC	18 979	198 360	38 299	423 FIXED VEG OILS,SOFT	894 020	137 935	61 022
846 UNDERWEAR KNITTED	12 976	101 567	45 153	424 FIXED VEG OIL NONSOFT	117 111	19 941	8 798
847 TXTL CLTHNG ACCSRY NES	2 837	22 325	9 285	431 PROCESD ANML VEG OIL,ETC	563 143	84 634	37 474
848 HEADGEAR,NONTXLT CLOTHNG	12 367	81 953	36 165	511 HYDROCARBONS NES,DERIVS	1 379 131	187 059	83 039
851 FOOTWEAR	83 764	284 376	126 515	512 ALCOHOLS,PHENOLS,ETC	1 075 912	223 539	99 323
871 OPTICAL INSTRUMENTS	466	84 590	37 564	513 ORGANIC ACIDS,ETC	852 874	208 524	92 929
872 MEDICAL INSTRUMENTS NES	9 221	46 016	20 474	514 NITROGEN-FUNCTN COMPOUNDS	483 065	200 704	89 841
873 METERS & COUNTERS NES	874	3 854	1 733	515 ORG-INORG COMPLDND ETC	158 293	211 640	94 588
874 MEASURNG,CONTROLLNG INSTR	33 871	364 176	162 011	516 OTHER ORGANIC CHEMICALS	488 758	125 009	55 469
881 PHOTO APPAR & EQUIPT NES	2 894	17 521	7 749	522 INORG ELEMNTS,OXIDES,ETC	4 056 901	246 169	109 786
882 PHOTO,CINEMA SUPPLIES	34 125	188 160	83 460	523 OTHR INORGANIC CHEMICALS	1 471 302	141 963	63 205
883 DEVELOPED CINEMA FILM	268	5 424	2 406	524 RADIOACTIVE ETC MATERIAL	6 443	82 296	37 606
884 OPTICAL GOODS NES	3 653	78 894	35 154	531 SYNT DYE,NAT INDGO,LAKES	104 050	156 533	69 754
885 WATCHES AND CLOCKS	3 900	52 048	23 259	532 DYES NES,TANNING PRODS	54 575	9 881	4 438
892 PRINTED MATTER	135 158	94 439	41 883	533 PIGMENTS,PAINTS,ETC	871 415	289 541	128 534
893 ARTICLES OF PLASTIC NES	509 989	347 334	154 844	541 MEDICINAL ETC PRODUCTS	51 800	198 205	88 102
894 TOYS,SPORTING GOODS,ETC	73 414	95 831	42 160	551 ESSENTL OIL,PERFUME,ETC	5 148	13 409	5 951
895 OFFICE SUPPLIES NES	15 279	26 151	11 570	553 PERFUMERY,COSMETICS,ETC	40 563	40 645	18 146
896 WORKS OF ART ETC	1 148	37 328	16 687	554 SOAPS,CLEANING ETC PREPS	679 219	178 448	79 545
897 GOLD,SILVER WARE,JEWELRY	346	31 226	13 861	562 FERTILIZERS MANUFACTURED	3 356 062	112 189	49 790
898 MUSICAL INSTRUMENTS,PTS	20 920	150 818	67 054	572 EXPLOSIVES,PYROTECH PROD	2 767	10 752	4 729
899 OTHER MANUFACTURED GOODS	55 686	124 332	55 076	582 PROD OF CONDENSATION ETC	1 886 735	549 137	244 805
941 ZOO ANIMALS,PETS	425	1 057	466	583 PROD OF POLYMERIZING ETC	3 344 348	998 808	444 705
951 WAR FIREARMS,AMMUNITION	1 793	4 177	1 827	584 CELLULOSE DERIVATIVES ETC	102 001	73 135	32 593
961 COIN NONGOLD,NONCURRENT	16	601	2 758	585 PLASTIC MATERIALS NES	18 425	15 826	7 052
971 GOLD,NON MONETARY NES	8	6 161	2 755	591 PESTICIDES,DISINFECTANTS	475 558	506 881	228 835
972 GOLD COIN		182	84	592 STARCH,INULIN,GLUTEN,ETC	236 922	69 111	30 765
				598 MISC CHEMICAL PRODS NES	3 134 226	501 293	223 216
EXPORTS	216 917 440	51 909 859	23 069 605	611 LEATHER	32 416	72 767	32 244
001 LIVE ANIMALS	232 571	101 943	45 195	612 LEATHER ETC MANUFACTURES	15 177	32 992	14 685
011 MEAT FRESH,CHILLD,FROZEN	776 133	564 036	250 057	613 FUR SKINS TANNED,DRESSED	846	15 957	7 157
012 MEAT DRIED,SALTED,SMOKED	9 961	9 020	4 006	621 MATERIALS OF RUBBER	174 086	99 462	44 321
014 MEAT PREPD,PRSRVD,NES ETC	43 050	27 584	12 197	625 RUBBER TYRES,TUBES	631 060	394 206	175 409
022 MILK AND CREAM	572 228	59 595	27 381	628 RUBBER ARTICLES NES	51 040	101 849	45 419
023 BUTTER	168 409	112 801	51 788	633 CORK MANUFACTURES	1 034	1 594	722
024 CHEESE AND CURD	118 753	78 146	34 991	634 VENEERS,PLYWOOD,ETC	983 616	89 370	39 926
025 EGGS,BIRDS,FRESH,PRSRVD	3 490	2 375	1 042	635 WOOD MANUFACTURES NES	274 935	70 847	31 495
034 FISH FRESH,CHILLED,FROZN	225 362	82 489	36 861	641 PAPER AND PAPERBOARD	5 862 860	955 195	423 749
035 FISH SALTED,DRIED,SMOKED	663	876	389	642 ARTICLES OF PAPER ETC	693 108	267 239	118 723
036 SHELL FISH FRESH,FROZEN	35 023	7 125	3 155	651 TEXTILE YARN AND THREAD	560 184	456 930	204 104
037 FISH ETC PREPD PRSRVD NES	46 102	31 286	13 968	652 COTTON FABRICS,WOVEN	191 872	322 174	142 368
041 WHEAT ETC UNMILLED	77 686	5 339	2 415	653 WOVN MAN-MADE FIB FABRIC	137 155	246 933	109 883
042 RICE	37 121	6 092	2 729	654 OTH WOVN TEXTILE FABRIC	8 696	25 982	11 549
043 BARLEY UNMILLED	32 796	1 680	762	655 KNIT ETC FABRICS	71 217	146 516	65 340
044 MAIZE UNMILLED	82 038	4 617	2 066	656 LACE,RIBBONS,TULLE,ETC	6 290	23 471	10 462
045 CEREALS NES UNMILLED	7 806	543	243	657 SPECIAL TEXTILE ETC PROD	300 898	268 767	119 975
046 WHEAT ETC MEAL OR FLOUR	235 579	22 212	9 880	658 TEXTILE ARTICLES NES	27 427	60 000	26 804
047 OTHER CEREAL MEALS,FLOUR				659 FLOOR COVERINGS ETC	106 958	96 441	42 899
048 CEREAL ETC PREPARATIONS	379 248	94 361	41 829	661 CEKENT ETC BUILDING PROD	1 022 864	33 093	14 718
054 VEG ETC FRSH,SMPLY PRSRVD	97 492	21 953	9 975	662 CLAY,REFRACTORY BLDG PRD	3 304 710	406 092	179 749
056 VEGETABLES ETC PRSRVD,PREPD	113 396	29 591	13 217	663 OTH NONMETAL MINERAL MFS	2 519 499	278 339	123 643
057 FRUIT,NUTS,FRESH,DRIED	154 860	36 068	15 652	664 GLASS	806 644	155 600	69 005
058 FRUIT PRESERVED,PREPARED	402 149	128 032	56 487	665 GLASSWARE	852 409	126 090	55 905
061 SUGAR AND HONEY	87 195	12 767	5 663	666 POTTERY	102 351	83 374	37 124
062 SUGAR PREPS NON-COCOA	19 614	10 211	4 573	667 PEARL,FREC-,SEMI-P STONE	62	23 067	10 330
071 COFFEE AND SUBSTITUTES	103 864	145 416	64 912	671 FIG IRON ETC	4 276 740	238 013	105 895
072 COCOA	54 967	29 424	13 089	672 IRON,STL PRIMARY FORMS	4 144 574	289 729	129 502
073 CHOCOLATE AND PRODUCTS	173 363	85 181	38 070	673 IRON AND STEEL SHAPES	6 196 260	658 790	293 353
074 TEA AND MATE	2 527	2 729	1 218	674 IRN,STL UNIV,PLATE,SHEET	7 275 220	699 919	310 974
075 SPICES	5 534	9 916	4 355	675 IRON,STEEL HOOP,STRIP	1 701 814	222 312	99 083
081 FEEDING STUFF FOR ANIMALS	1 329 215	122 247	54 869	676 RAILWAY RAILS ETC IRN,STL	16 624	2 839	1 259
091 MARGARINE AND SHORTENING	172 072	32 268	14 173	677 IRN,STL WIRE EXCL W ROD	533 689	84 938	37 901
098 EDIBLE PRODUCTS,PREPS NES	196 123	56 030	24 795	678 IRON,STL TUBES,PIPES,ETC	1 606 540	313 639	139 434
111 NON-ALCOHL BEVERAGES NES	140 662	12 782	5 604	679 IRN,STL CASTINGS UNWKRKE	179 915	48 763	21 742
112 ALCOHOLIC BEVERAGES	416 609	50 801	22 478	681 SILVER,PLATINUM,ETC	855	53 343	23 565
121 TOBACCO UNMNFCTRD,REFUSE	55 028	3 605	1 601	682 COPPER EXC CEMENT COPPER	526 086	308 605	137 310
122 TOBACCO MFRS	72 100	135 592	59 611	683 NICKEL	36 233	55 458	24 629
211 HIDES,SKINS,UNDRESSED	110 249	20 400	9 115	684 ALUMINIUM	1 351 937	632 355	280 837
212 FUR SKINS UNDRESSED	1 192	9 927	4 504	685 LEAD	110 059	21 805	9 636
222 SEEDS FOR SOFT FIXED OIL	18 882	2 339	1 043	686 ZINC	164 242	37 817	16 877
223 SEEDS FOR OTH FIXED OILS	1 918	279	121	687 TIN	1 622	4 763	2 138
232 NATURAL RUBBER,GUMS	2 347	779	356	689 NON-FER BASE METALS NES	5 101	20 309	9 044
233 RUBBER,SYNTHETIC,RECLAIMD	368 081	84 583	37 758	691 STRUCTURES AND PARTS NES	766 792	232 984	103 596
244 CORK RAW AND WASTE	179	176	79	692 METAL TANKS,BOXES,ETC	161 814	82 218	36 406
245 FUEL WOOD NES,CHARCOAL	3 211	537	243	693 WIRE PRODUCTS NON ELECTR	495 832	102 528	45 750
246 PULPWOOD,CHIPS,WOODWASTE	1 047 508	13 801	6 076	694 STL,COPPR NAILS,NUTS,ETC	213 540	130 979	58 397
247 OTH WOOD ROUGH,SQUARED	535 305	14 291	6 328	695 TOOLS	96 001	282 366	125 650
248 WOOD SHAPED	347 704	31 151	13 791	696 CUTLERY	17 055	66 169	29 445
251 PULP AND WASTE PAPER	1 062 689	51 429	22 842	697 BASE MTL HOUSEHOLD EQUIP	162 148	129 855	57 705
261 SILK	320	442	195	699 OTHER METAL MANUFACTURES	645 643	556 421	247 363
263 COTTON	184 404	37 195	16 524	700 INDUSTRIAL PLANT,CHAP R4	116	1 000	482
266 SYNTHETIC FIBRE TO SFIN	337 579	157 932	70 495	711 STEAM BOILERS & AUX FLNT	7 095	7 942	3 463
267 OTHER MAN-MADE FIBRES	59 759	13 177	5 891	712 STEAM ENGINES,TURBINES	11 783	32 568	14 438
268 WOOL(EXC TOPS),ANML HAIR	10 503	8 440	3 767	713 INTRNL COMBUS PISTN ENGN	368 639	643 137	286 645
269 WASTE OF TEXTILE FABRICS	189 820	18 140	8 097	714 ENGINES & MOTORS NES	2 740	189 747	84 123
271 FERTILIZERS,CRUDE	19 701	99	43	716 ROTATING ELECTRIC PLANT	107 376	197 290	87 747
273 STONE,SAND AND GRAVEL	1 712 044	7 044	3 135	718 OTH POWER GENERATG MACHY	11 142	134 745	56 636
274 SULPHUR ETC	159 163	4 673	2 128	721 AGRIC MACHY,EXC TRACTORS	452 341	402 135	178 435
277 NATURAL ABRASIVES NES	52 875	1 935	864	722 TRACTORS NON-ROAD	314 163	316 058	139 200
278 OTHER CRUDE MINERALS	9 754 369	101 554	45 157	723 CIVIL ENGINEERG EQUIP ETC	391 014	322 426	143 626
281 IRON ORE,CONCENTRATES	79 702	114	51	724 TEXTILE,LEATHER MACHNRY	102 027	311 613	132 815
282 IRON AND STEEL SCRAP	1 151 672	41 834	18 644	725 PAPER ETC MILL MACHINERY	44 380	114 521	50 953
287 BASE METAL ORES,CONC NES	298 560	23 006	10 274	726 PRNTG,BKBDNG MACHY,PTS	59 990	218 980	97 575
288 NONFER METAL SCAP NES	435 226	75 473	33 548	727 FOOD MACHRY NON-DOMESTIC	25 101	59 717	26 216
289 CRUDE METAL ORE,WASTE NES	405	2 841	1 210	728 OTH MACHY FOR SPL INDUS	318 016	620 318	275 365
291 CRUDE ANIMAL MTRIALS NES	300 343	53 936	23 893	736 MACHINE TOOLS FOR METAL	208 391	599 875	267 034
292 CRUDE VEG MATERIALS NES	70 428	62 828	28 547	737 METALWORKING MACHNRY NES	107 050	107 655	47 565
322 COAL,LIGNITE,PEAT	45 093 778	1 091 399	484 029	741 HEATING,COOLING EQUIPMNT	189 831	289 734	128 462
323 BRIQUETS,COKE,SEMI-COKE	20 226 659	640 728	286 025	742 PUMPS FOR LIQUIDS ETC	91 420	335 152	149 215
334 PETROLEUM PRODUCTS,REFIN	8 931 979	610 846	276 130	743 PUMPS NES,CENTRIFUGES ETC	195 903	343 420	152 767
335 RESIDUAL PETRLM PROD NES	1 278 046	88 771	39 454	744 MECHANICAL HANDLING EQU	366 117	445 259	197 748
341 GAS NATURAL AND MANUFCTD				745 NONELEC MACHY,TOOLS NES	123 658	446 958	198 814
351 ELECTRIC ENERGY, MWH	2 768 161	174 307	79 146	749 NONELEC MACH PTS,ACC NES	540 702	979 396	435 577
411 ANIMAL OILS AND FATS	203 452	19 213	8 520	751 OFFICE MACHINES	44 047	267 487	119 172
				752 AUTOMTIC DATA PROC EQUIP	35 796	571 412	254 433

7 IMPORTS AND EXPORTS (SPECIAL TRADE) BY COUNTRIES OF PRODUCTION AND CONSUMPTION AND BY GROUPS OF THE SITC-REV. II 1981

GROUP DESCRIPTION	DT = 100 KG	1 000 DM	1 000 \$	GROUP DESCRIPTION	DT = 100 KG	1 000 DM	1 000 \$
759 OFFICE & ADP MCH PTS,ACC	20 322	691 289	305 779	251 PULF AND WASTE PAPER	735 248	44 594	19 758
761 TELEVISION RECEIVERS	54 700	193 530	85 815	263 COTTON	17 333	1 205	540
762 RADIO BROADCAST RECEIVERS	14 142	76 121	33 733	264 JLTE,OTH TEX BAST FIBRES	9 850	521	236
763 SOUND RECORDERS,PHONOGRPH	13 748	76 890	34 033	265 VEG FIERE,EXCL COTN JUTE	24 147	6 064	2 724
764 TELECOM EQPT,PTS,ACC NES	72 372	467 965	207 192	266 SYNTHETIC FIERE TO SPIN	48 655	22 996	10 279
771 ELECTRIC POWER MACHY NES	59 570	111 919	49 685	267 OTHER MAN-MADE FIERES	63 583	18 346	8 200
772 SWITCHGEAR ETC & PTS NES	68 388	650 248	288 640	268 WCOL(EXC TOPS),ANML HAIR	56 346	59 333	26 473
773 ELECTP DISTRIBUTING MACH	123 466	121 386	53 991	269 WASTE OF TEXTILE FABRICS	42 966	2 333	1 030
774 ELECTRO-MEDCL,XRAY EQUIP	6 804	89 298	39 620	271 FERTILIZERS,CRUDE	3 007	226	100
775 HOUSEHOLD TYPE EQUIP NES	607 901	645 083	287 115	273 STONE,SAND AND GRAVEL	7 054 543	17 524	7 752
776 TRANSISTORS,VALVES,ETC	62 566	367 288	164 129	274 SULPHUR ETC	5 080	357	159
778 ELECTRICAL MACHINERY NES	321 095	595 082	264 523	277 NATURAL ABRASIVES NES	65	11 995	5 368
781 PASS MOTOR VEH EXC BUSES	2 317 761	3 035 971	1 344 402	278 OTHER CRUDE MINERALS	11 292 822	46 039	20 401
782 LORRIES,SFCL MTR VEH NES	619 442	629 569	279 532	281 IRON ORE,CONCENTRATES	1 467 629	4 557	2 027
783 ROAD MOTOR VEHICLES NES	284 594	378 070	167 575	282 IRON AND STEEL SCRAP	1 951 402	40 724	18 159
784 MOTOR VEHCL PTS,ACC NES	1 627 022	1 619 230	720 886	287 BASE METAL ORES,CONC NES	64 966	43 213	19 277
785 MOTOR & OTHER CYCLES ETC	20 671	43 064	19 385	288 NONFERR METAL SCRAP NES	655 907	93 171	41 323
786 VEH NES NONMOTR,TRAILERS	374 368	254 223	113 424	289 PREC METAL ORE,WASTE NES	80	13 387	5 776
791 RAILWAY VEHICLES	109 356	49 059	21 825	291 CRUDE ANIMAL MTRIALS NES	62 749	8 942	4 016
792 AIRCRAFT	71 485	5 747 189	2 545 919	292 CRUDE VEG MATERIALS NES	103 763	32 927	14 851
793 SHIPS AND BOATS	28 472	55 602	24 396	322 COAL,LIGNITE,PEAT	5 467 862	107 138	48 120
801 INDUSTRIAL PLANT,CHAF YO	5	103	42	323 FRIQUETS,COKE,SEMI-COKE	1 056 011	26 138	11 546
812 PLUMB,HEATING,LIGHTNG EQU	310 222	225 756	100 647	334 PETROLFUM PRODUCTS,REFIN	38 258 126	2 737 134	1 201 595
821 FURNITURE	829 254	473 410	210 834	335 RESIDUAL PETRLM PROD NES	843 456	65 694	28 777
831 TRAVEL GOODS,HANDBAGS	14 867	30 232	13 405	341 GAS NATURAL AND MANUFCTD			
842 MENS OUTERWEAR NOT KNIT	8 601	62 845	27 912	351 ELECTRIC ENERGY, MWH	2 952	46 556	20 672
843 WOMENS OUTERWEAR NONKNIT	12 737	130 644	57 751	411 ANIMAL OILS AND FATS	83 063	10 345	4 609
844 UNDERWEAR NOT KNIT	2 398	14 485	6 463	423 FIXED VEG OILS,SOFT	308 838	48 222	21 060
845 OUTERWEAR KNIT NONELASTC	9 031	77 755	34 702	424 FIXED VEG OIL NONSOFT	24 297	4 662	2 073
846 UNDERWEAR KNITTED	9 723	53 255	23 632	431 PROCESD ANML VEG OIL,ETC	241 178	29 133	12 879
847 TXTL CLTHNG ACCESSRY NES	3 573	25 618	11 296	511 HYDRGCARBONS NES,DERIVS	3 794 797	499 977	224 760
848 HEADGEAR,NONTXTL CLOTHNG	6 159	52 777	23 288	512 ALCOHOLS,PHENOLS,ETC	818 496	110 285	48 771
851 FOOTWEAR	14 188	63 747	28 334	513 ORGANIC ACIDS,ETC	609 978	123 714	54 945
871 OPTICAL INSTRUMENTS	2 764	203 703	90 127	514 NITROGEN-FUNCTN COMPOUNDS	574 209	175 025	77 828
872 MEDICAL INSTRUMENTS NES	22 154	108 175	48 052	515 ORG-INORG COMPOUNDS ETC	648 301	267 118	118 994
873 METERS & COUNTERS NES	4 570	26 270	11 755	516 OTHER ORGANIC CHEMICALS	1 099 751	196 257	87 245
874 MEASURING,CONTROLLNG INSTR	52 986	671 112	297 495	522 INORG ELEMENTS,OXIDES,ETC	2 233 688	142 561	63 368
881 PHOTO APPAR & EQUIPT NES	26 153	170 910	75 687	523 OTHR INORGANIC CHEMICALS	1 513 661	119 821	53 177
882 PHOTO,CINEMA SUPPLIES	104 893	231 674	103 087	524 RADIOACTIVE ETC MATERIAL	12	3 456	1 567
883 DEVELOPED CINEMA FILM	198	2 689	1 208	531 SYNT DYE,NAT INDOGO,LAKES	10 368	14 826	6 604
884 OPTICAL GOODS NES	1 356	54 166	24 175	532 DYES NES,TANNING PRODS	1 681	1 773	783
885 WATCHES AND CLOCKS	16 903	133 637	59 552	533 PIGMENTS,PAINTS,ETC	317 696	113 334	50 279
892 PRINTED MATTER	821 767	418 321	185 439	541 MEDICINAL ETC PRODUCTS	34 395	201 048	90 214
893 ARTICLES OF PLASTIC NES	659 251	547 689	243 274	551 ESSENTIAL OIL,PERFUME,ETC	704	1 175	524
894 TOYS,SPORTING GOODS,ETC	139 081	246 320	108 832	553 PERFUMERY,COSMETICS,ETC	65 927	50 608	22 754
895 OFFICE SUPPLIES NES	22 799	77 223	34 278	554 SOAPS,CLEANING ETC PREPS	615 819	128 800	57 053
896 WORKS OF ART ETC	316	26 931	12 195	562 FERTILIZERS MANUFACTURED	13 161 273	275 072	122 128
897 GOLD,SILVER WARE,JEWELRY	997	50 888	22 716	572 EXPLOSIVES,PYROTECH PROD	4 834	8 441	3 774
898 MUSICAL INSTRUMENTS,PTS	60 338	179 972	79 923	582 PROD OF CONDENSATION ETC	649 986	283 688	125 991
899 OTHER MANUFACTURED GOODS	54 125	101 952	45 445	583 PROD OF POLYMERIZING ETC	3 793 462	916 475	406 794
941 ZOO ANIMALS,PETS	241	656	293	584 CELLULOSE DERIVATIVES ETC	83 165	57 110	25 394
951 WAR FIREARMS,AMMUNITION	6 625	17 788	7 939	585 PLASTIC MATERIALS NES	84 084	21 077	9 321
961 COIN NONGOLD,NONCURRENT		110	49	591 PESTICIDES,DISINFECTANTS	19 361	23 039	10 713
971 GOLD,NON MONETARY NES	102	66 485	29 481	592 STARCH,INULIN,GLUTEN,ETC	153 756	45 686	20 312
972 GOLD COIN		1 656	779	598 MISC CHEMICAL PRODS NES	1 241 946	174 943	77 498
RELGIUM LUX				611 LEATHER	10 137	34 250	15 270
IMPORTS	170 884 123	24 674 801	10 957 958	612 LEATHER ETC MANUFACTURES	2 910	4 594	2 056
001 LIVE ANIMALS	131 038	52 755	23 390	613 FUR SKINS TANNED,DRESSED	4 341	49 200	21 929
011 MEAT FRESH,CHILLD,FROZEN	658 552	325 977	144 069	621 MATERIALS OF RUBBER	161 553	70 452	31 483
012 MEAT DRIED,SALTED,SMOKED	37 965	31 577	13 992	625 RUBBER TYRES,TUBES	390 701	266 156	118 031
014 MEAT PREP,PRSD,NES ETC	274 073	140 085	62 422	628 RUBBER ARTICLES NES	15 035	23 962	10 666
022 MILK AND CREAM	951 529	128 944	56 019	634 VENEERS,PLYWOOD,ETC	1 741 188	114 678	51 299
023 BUTTER	28 285	17 243	7 629	635 WOOD MANUFACTURES NES	63 367	24 106	10 668
024 CHEESE AND CURD	18 135	14 093	6 326	641 FAPER AND PAPERBOARD	1 557 592	371 848	165 183
025 EGGS,BIRDS,FRESH,PRSRVD	396 199	107 466	48 147	642 ARTICLES OF PAPER ETC	212 260	78 813	35 021
034 FISH FRESH,CHILLED,FROZN	37 848	12 666	5 632	651 TEXTILE YARN AND THREAD	130 926	271 426	120 940
035 FISH SALTED,DRIED,SMOKED	1 047	857	385	652 COTTON FABRICS,WOVEN	43 797	70 462	31 295
036 SHELL FISH FRESH,FROZEN	468	664	289	653 WOVN MAN-MADE FIB FABRIC	133 339	229 652	102 934
037 FISH ETC PREPD PRSD NES	3 155	3 364	1 510	654 OTH WOVN TEXTILE FABRIC	42 879	55 470	24 824
041 WHEAT ETC UNMILLED	511 443	24 272	10 933	655 KNIT ETC FABRICS	9 981	22 972	10 303
042 RICE	233 070	55 949	24 885	656 LACE,RIBBONS,TULLE,ETC	2 992	6 793	3 028
043 BARLEY UNMILLED	109 342	5 021	2 273	657 SPECIAL TEXTILE ETC PROD	147 152	137 977	61 489
044 MAIZE UNMILLED	5 000	271	123	658 TEXTILE ARTICLES NES	23 480	34 158	15 170
045 CEREALS NES UNMILLED	36 696	1 678	748	659 FLOOR COVERINGS ETC	697 482	625 849	279 557
046 WHEAT ETC MEAL OR FLOUR	140 052	8 913	3 968	661 CEMENT ETC BUILDING PROD	5 657 656	84 548	37 499
047 OTHER CEREAL MEALS,FLOUR	1 045	115	46	662 CLAY,REFRACTORY BLDG PRD	924 741	41 798	18 374
048 CEREAL ETC PREPARATIONS	527 941	116 065	51 199	663 OTH NONMETAL MINERAL PFS	954 164	91 541	40 290
054 VEG ETC FRSH,SMPLY PRSD	1 635 864	186 811	84 223	664 GLASS	1 775 631	230 842	102 489
055 VEGTBLES ETC PRSD,PREPD	880 214	117 454	52 489	665 GLASSWARE	583 393	63 612	28 314
057 FRUIT,NUTS,FRESH,DRIED	158 720	26 823	11 710	666 POTTERY	16 736	27 001	11 929
058 FRUIT PRESERVED,PREFARED	268 361	59 338	26 399	667 PEARL,PREC-,SEMI-P STONE			
061 SUGAR AND HONEY	1 368 866	106 442	47 717	671 PIG IRON ETC	135 853	128 369	56 714
062 SUGAR PREFS NON-COCOA	24 024	9 752	4 340	672 IRON,STL PRIMARY FORMS	3 960 510	303 602	134 708
071 COFFEE AND SUBSTITUTES	12 774	14 140	6 178	673 IRON AND STEEL SHAPES	9 826 290	734 128	327 009
072 COCOA	13 854	8 851	3 976	674 IRN,STL UNIV,PLATE,SHEET	11 486 172	992 236	444 026
073 CHOCOLATE AND PRODUCTS	249 384	129 540	57 552	675 IRON,STEEL HOOP,STRIP	2 357 617	188 882	83 885
075 SPICES	93	100	42	676 RAILWAY RAILS ETC IRN,STL	17 390	1 683	732
081 FEEDING STUFF FOR ANIMLS	291 548	24 455	10 916	677 IRN,STL WIRE EXCL W ROD	927 401	151 853	67 810
091 MARGARINE AND SHORTENING	67 372	16 009	7 188	678 IRON,STL TUBES,PIPES,ETC	664 336	76 248	34 062
098 EDIBLE PRODUCTS,PREPS NES	242 710	69 072	30 647	679 IRN,STL CASTINGS UNWORKE	34 018	7 893	3 538
111 NON-ALCOHL BEVERAGES NES	111 298	6 804	3 010	681 SILVER,PLATINUM,ETC	340	30 552	13 286
112 ALCOHOLIC BEVERAGES	239 232	26 345	11 636	682 COPPER EXC CEMENT COPPER	1 518 798	669 873	296 530
122 TOBACCO PFS	1 157	2 061	918	683 NICKEL	2 043	2 475	1 082
211 HIDES,SKINS,UNDRESSED	70 576	15 104	6 671	684 ALUMINIUM	444 743	185 553	82 739
212 FUR SKINS UNRESSED	52	1 107	514	685 LEAD	221 386	47 343	21 009
222 SEEDS FOR SOFTFIXED OIL	7 903	817	342	686 ZINC	654 009	130 628	57 627
223 SEEDS FOR OTH FIXED OILS	96 676	8 955	3 996	687 TIN	2 191	5 848	2 757
232 NATURAL RUBBER,GUMS	1 975	534	240	689 NON-FER BASE METALS NES	8 219	24 203	10 834
233 RUBBER,SYNTHETIC,RECLAIMD	143 824	48 700	21 551	691 STRUCTURES AND PARTS NES	312 840	80 215	35 399
246 PULPWOOD,CHIPS,WOODWASTE	308 823	2 614	1 152	692 METAL TANKS,BOXES,ETC	205 996	65 909	29 437
247 OTH WOOD PLOUGH,SQUARED	2 312 789	65 831	26 944	693 WIRE PRODUCTS NON ELECTR	443 359	107 255	47 840
248 WOOD SHAPED	183 959	17 263	7 650	694 STL,COPPR NAILS,NUTS,ETC	124 935	33 447	14 879
				695 TOOLS	17 757	55 025	24 532
				696 CUTLERY	193	508	221
				697 BASE MTL HOUSEHOLD EQUIP	42 866	35 363	15 827

## 7 IMPORTS AND EXPORTS (SPECIAL TRADE) BY COUNTRIES OF PRODUCTION AND CONSUMPTION AND BY GROUPS OF THE SITC-REV. II 1981

GROUP DESCRIPTION	DT = 100 KG	1 000 DM	1 000 \$	GROUP DESCRIPTION	DT = 100 KG	1 000 DM	1 000 \$
699 OTHER METAL MANUFACTURES	216 548	117 685	52 241	058 FRUIT PRESERVED, PREPARED	404 790	59 603	26 432
711 STEAM BOILERS & AUX PLNT	3 216	5 071	2 234	061 SUGAR AND HONEY	283 119	41 900	18 861
712 STEAM ENGINES, TURBINES	427	776	335	062 SUGAR PREPS NON-COCOA	30 741	13 385	5 958
713 INTRNL COMBUS PISTN ENGN	16 278	36 979	16 389	071 COFFEE AND SUBSTITUTES	67 042	76 145	33 476
714 ENGINES & MOTORS NES	146	3 919	1 735	072 COCOA	49 123	39 703	17 637
716 ROTATING ELECTRIC PLANT	33 699	19 329	8 587	073 CHOCOLATE AND PRODUCTS	112 447	61 617	27 441
718 OTH POWER GENERATE MACHY	1 406	2 022	901	074 TEA AND MATE	210	290	127
721 AGRIC MACHY, EXC TRACTORS	49 314	41 715	18 516	075 SPICES	3 857	3 321	1 472
722 TRACTORS NON-ROAD	5 052	3 975	1 780	081 FEEDING STUFF FOR ANIMLS	1 379 079	107 450	47 814
723 CIVIL ENGINEERG EQUIP ETC	132 213	119 500	53 362	091 MARGARINE AND SHORTENING	263 858	38 066	16 917
724 TEXTILF, LEATHER MACHNRY	20 522	41 725	18 403	098 EDIBLE PRODUCTS, PREPS NES	114 579	48 178	21 314
725 PAPER ETC MILL MACHINERY	10 250	14 745	6 431	111 NON-ALCOHL BEVERAGES NES	361 498	27 142	11 883
726 PRINTG, BKPNDG MACHY, PTS	5 840	12 352	5 437	112 ALCOHOLIC BEVERAGES	158 326	37 232	16 537
727 FOOD MACHPY NON-DOMESTIC	2 012	2 814	1 254	121 TOBACCO UNMNFCTRD, REFUSE	758	201	90
728 OTH MACHY FOR SFCL INDUS	60 576	66 246	29 436	122 TOBACCO MFRS	17 632	29 694	13 072
736 MACHINE TOOLS FOR METAL	43 042	71 513	31 769	211 HIDES, SKINS, UNDRESSED	53 958	11 826	5 280
737 METALWORKING MACHNRY NES	97 628	52 133	23 230	212 FUR SKINS UNDRESSED	853	30 428	13 835
741 HEATING, COOLING EQUIPMNT	40 844	45 534	20 314	222 SEEDS FOR 'SOFT' FIXED OIL	3 077	752	338
742 PUMPS FOR LIQUIDS ETC	13 784	13 723	6 098	223 SEEDS FOR OTH FIXED OILS	5 094	607	267
743 PUMPS NES, CENTRIFUGES ETC	54 952	88 620	39 378	232 NATURAL RUBBER, GUMS	2 929	783	353
744 MECHANICAL HANDLING EQU	91 398	59 247	26 351	233 RUBBER, SYNTHETIC, RECLAIMD	384 024	68 317	30 194
745 NONELEC MACHY, TOOLS NES	18 480	28 917	12 925	245 FUEL WOOD NES, CHARCOAL	22 551	849	378
749 NONELEC MACH PTS, ACC NES	66 358	113 154	50 394	246 PULPWOOD, CHIPS, WOODWASTE	1 637 747	22 990	10 132
751 OFFICE MACHINES	1 058	4 824	2 168	247 OTH WOOD ROUGH, SQUARED	122 250	5 436	2 416
752 AUTOMTIC DATA PROC EQUIP	4 512	72 058	31 833	248 WOOD SHAPED	483 229	27 751	12 251
759 OFFICE & ADP MCH PTS, ACC	2 746	58 610	25 940	251 PULP AND WASTE PAPER	239 558	25 613	11 390
761 TELEVISION RECEIVERS	17 856	61 561	27 494	261 SILK	55	67	30
762 RADIO BROADCAST RECEIVRS	6 536	28 681	12 925	263 COTTON	25 383	5 682	2 476
763 SOUND RECORDRS, PHONOGRPH	5 241	28 989	13 048	264 JUTE, OTH TEX BAST FIBRES	4 335	322	141
764 TELECOM EQPT, PTS, ACC NES	20 052	144 947	64 322	265 VEG FIBRE, EXCL COTN JUTE	825	98	44
771 ELECTRIC POWER MACHY NES	64 795	52 174	23 231	266 SYNTHETIC FIBRE TO SPIN	297 566	134 513	60 008
772 SWITCHGEAR ETC & PTS NES	19 628	131 422	56 342	267 OTHER MAN-MADE FIBRES	81 309	20 023	8 882
773 ELECTR DISTRIBUTING MACH	132 457	74 980	33 286	268 WOOL (EXC TOPS), ANML HAIR	31 352	15 335	6 754
774 ELECTRO-MEDCL, XRAY EQUIP	3 909	33 842	15 097	269 WASTE OF TEXTILE FABRICS	247 248	18 119	8 093
775 HOUSEHOLD TYPE EQUIP NES	35 729	40 818	18 019	271 FERTILIZERS, CRUDE	239 071	2 099	918
776 TRANSISTORS, VALVES, ETC	6 007	69 917	31 406	273 STONE, SAND AND GRAVEL	14 714 459	23 441	10 373
778 ELECTRICAL MACHINERY NES	204 347	287 750	127 885	274 SULPHUR ETC	331 159	10 160	4 551
781 PASS MOTOR VEH EXC PUSES	2 772 017	3 287 553	1 461 030	277 NATURAL ABRASIVES NES	100 686	1 904	845
782 LORRIES, SPCL MTR VEH NES	143 275	143 460	63 526	278 OTHER CRUDE MINERALS	18 293 099	65 098	29 039
783 ROAD MOTOR VEHICLES NES	35 969	32 649	14 536	281 IRON ORE, CONCENTRATES	575 651	872	391
784 MOTOR VEHCL PTS, ACC NES	599 466	334 397	147 925	282 IRON AND STEEL SCRAP	3 802 580	110 700	48 345
785 MOTOR & OTHER CYCLES ETC	12 298	18 822	8 347	287 BASE METAL ORES, CONC NES	216 365	67 467	29 573
786 VEH NES NONMOTR, TRAILERS	142 166	64 257	28 331	288 NONFERR METAL SCRAP NES	1 013 594	102 830	45 129
791 RAILWAY VEHICLES	105 543	7 221	3 204	289 PPEC METAL ORE, WASTE NES	721	1 667	747
792 AIRCRAFT	981	20 087	8 785	291 CRUDE ANIMAL MTRIALS NES	391 802	20 865	9 244
793 SHIPS AND BOATS	5 158	3 895	1 717	292 CRUDE VEG MATERIALS NES	33 174	22 001	9 932
812 PLUMB, HEATING, LGHTNG EQU	232 379	102 643	45 524	322 COAL, LIGNITE, PEAT	23 533 854	551 536	243 545
821 FURNITURE	320 901	307 141	137 060	323 BRIQUETS, COKE, SEMI-COKE	26 461 292	866 258	385 018
831 TRAVEL GOODS, HANDBAGS	4 011	8 363	3 738	334 PETROLEUM PRODUCTS, REFIN	3 186 276	238 345	106 709
842 MENS OUTERWEAR NOT KNIT	45 266	163 624	72 795	335 RESIDUAL PETRLM PROD NES	593 137	35 034	15 465
843 WOMENS OUTERWEAR NONKNIT	13 604	91 715	40 589	341 GAS NATURAL AND MANUFCTD			
844 UNDERWEAR NOT KNIT	526	4 110	1 838	351 ELECTRIC ENERGY, MWH	1 739 326	130 046	58 015
845 UNDERWEAR KNIT NONELASTC	2 873	25 914	11 465	411 ANIMAL OILS AND FATS	120 754	10 661	4 792
846 UNDERWEAR KNITTED	1 117	8 690	3 875	423 FIXED VEG OILS, SOFT	213 229	31 067	13 945
847 TXTL CLTHNG ACCSRY NES	1 527	5 741	2 566	424 FIXED VEG OIL NONSOFT	74 668	12 641	5 556
848 HEADGEAR, NONTXTL CLOTHNG	13 466	20 581	9 117	431 PROCESD ANML VEG OIL, ETC	326 745	48 506	21 592
851 FOOTWEAR	5 707	15 411	6 951	511 HYDROCARBONS NES, DERIVS	5 407 946	794 663	353 089
871 OPTICAL INSTRUMENTS	170	5 889	2 648	512 ALCOHOLS, PHENOLS, ETC	841 199	140 549	62 499
872 MEDICAL INSTRUMENTS NES	6 364	26 565	11 806	513 ORGANIC ACIDS, ETC	451 846	82 915	36 935
873 METERS & COUNTERS NES	95	455	213	514 NITROGEN-FUNCTN COMPOUNDS	451 022	129 444	57 653
874 MEASURNG, CONTROLLNG INSTR	21 336	60 804	27 005	515 ORG-INORG COMPOUNDS ETC	89 235	63 727	28 420
881 PHOTO APPAR & EQUIPT NES	2 000	10 528	4 751	516 OTHER ORGANIC CHEMICALS	1 259 907	206 184	91 624
882 PHOTO, CINEMA SUPPLIES	138 401	276 732	123 159	522 INORG ELEMNTS, OXIDES, ETC	4 148 539	146 882	65 377
883 DEVELOPED CINEMA FILM	22	355	161	523 OTHR INORGANIC CHEMICALS	1 291 304	96 609	43 204
884 OPTICAL GOODS NES	52	1 711	773	524 RADIOACTIVE ETC MATERIAL	1 833	18 660	8 527
885 WATCHES AND CLOCKS	1 743	5 344	2 377	531 SYNT DYE, NAT INDGO, LAKES	34 103	64 325	28 631
892 PRINTED MATTER	59 058	42 095	18 807	532 DYES NES, TANNING PRODS	13 836	2 225	975
893 ARTICLES OF PLASTIC NES	220 282	180 292	80 381	533 PIGMENTS, PAINTS, ETC	468 499	184 326	81 766
894 TOYS, SPORTING GOODS, ETC	21 308	33 904	15 162	541 MEDICINAL ETC PRODUCTS	58 293	301 007	133 442
895 OFFICE SUPPLIES NES	3 614	4 048	1 769	551 ESSENTIAL OIL, PERFUME, ETC	6 042	8 871	3 950
896 WORKS OF ART ETC	413	9 001	4 060	553 PERFUMERY, COSMETICS, ETC	70 984	55 798	24 833
897 GOLD, SILVER WARE, JEWELRY	73	5 618	2 493	554 SOAPS, CLEANING ETC PREPS	515 974	119 491	53 179
898 MUSICAL INSTRUMENTS, PTS	3 964	16 440	7 306	562 FERTILIZERS MANUFACTURED	11 247 803	256 742	114 089
899 OTHER MANUFACTURED GOODS	19 802	28 127	12 500	572 EXPLOSIVES, PYROTECH PROD	10 060	5 236	2 322
941 ZOO ANIMALS, PETS	78	80	35	582 PROD OF CONDENSATION ETC	955 284	198 195	88 169
951 WAR FIREARMS, AMMUNITION	433	1 407	625	583 PROD OF POLYMERIZING ETC	1 840 188	470 136	209 019
961 COIN NONGOLD, NONCURRENT	1	113	50	584 CELLULOSE DERIVATIVES ETC	64 325	32 562	14 459
971 GOLD, NON MONETARY NES	155	21 953	9 869	585 PLASTIC MATERIALS NES	10 165	5 461	2 442
972 GOLD COIN		149	68	591 PESTICIDES, DISINFECTANTS	60 336	52 117	23 746
EXPORTS	192 917 512	28 907 028	12 848 274	592 STARCH, INULIN, GLUTEN, ETC	107 935	43 125	19 050
001 LIVE ANIMALS	227 092	72 492	32 147	593 MISC CHEMICAL PRODS NES	2 613 025	303 794	134 967
011 MEAT FRESH, CHILLD, FROZEN	160 004	28 998	12 769	611 LEATHER	4 244	16 981	7 545
012 MEAT DRIED, SALTED, SMOKED	4 815	3 480	1 533	612 LEATHER ETC MANUFACTURES	3 784	12 634	5 674
014 MEAT PREPD, PRSPVD, NES ETC	36 497	30 409	13 484	613 FUR SKINS TANNED, DRESSED	4 399	8 851	3 982
022 MILK AND CREAM	254 472	43 015	19 311	621 MATERIALS OF RUBBER	288 443	103 570	46 093
023 BUTTER	543 558	354 077	158 963	625 RUBBER TYRES, TUBES	344 912	217 545	96 400
024 CHEESE AND CURD	194 944	127 156	56 520	628 RUBBER ARTICLES NES	62 542	71 588	31 711
025 EGGS, BIRDS, FRESH, PRSPVD	3 657	1 398	619	633 CORK MANUFACTURES	1 044	1 202	538
034 FISH FRESH, CHILLD, FROZN	63 100	29 478	13 088	634 VENEERS, PLYWOOD, ETC	481 741	57 585	25 615
035 FISH SALTED, DRIED, SMOKED	1 102	1 041	464	635 WOOD MANUFACTURES NES	288 529	89 148	39 569
036 SHELL FISH FRESH, FROZEN	2 372	1 221	533	641 PAPER AND PAPERBOARD	2 532 616	420 920	186 959
037 FISH ETC PREPD PRSPVD NES	32 362	26 950	12 780	642 ARTICLES OF PAPER ETC	770 030	266 809	118 268
041 WHEAT ETC UNMILLED	78 553	4 434	1 979	651 TEXTILE YARN AND THREAD	477 112	349 361	156 165
042 RICE	17 508	3 474	1 543	652 COTTON FABRICS, WOVEN	34 692	68 817	30 504
043 BARLEY UNMILLED	574 128	26 173	10 698	653 WOVN MAN-MADE FIB FABRIC	110 779	133 066	59 350
044 MAIZE UNMILLED	9 399	1 077	483	654 OTH WOVEN TEXTILE FABRIC	9 647	22 404	9 958
045 CEREALS NES UNMILLED	3 391	477	216	655 KNIT ETC FABRICS	40 899	63 303	28 170
046 WHEAT ETC MEAL OR FLOUR	701	86	36	656 LACE, RIBBONS, TULLE, ETC	3 336	8 393	3 745
047 OTHER CEREAL MEALS, FLOUR				657 SPECIAL TEXTILE ETC PROD	121 245	144 761	64 385
048 CEREAL ETC PREPARATIONS	247 833	50 588	22 557	658 TEXTILE ARTICLES NES	28 633	44 019	19 538
054 VEG ETC FRSH, PRSPVD	119 226	26 212	12 857	659 FLOOR COVERINGS ETC	62 144	71 174	31 662
056 VEGTBLES ETC PRSPVD, PREPD	62 059	15 599	6 926	661 CEMENT ETC BUILDING PROD	1 547 136	31 658	13 982
057 FRUIT, NUTS, FRESH, DRIED	74 863	21 699	9 475	662 CLAY, REFRACTORY BLDG PRD	2 117 884	160 054	70 894
				663 OTH NONMETAL MINERAL MFS	2 013 797	109 102	48 192
				664 GLASS	345 184	63 962	28 469



7 IMPORTS AND EXPORTS (SPECIAL TRADE) BY COUNTRIES OF PRODUCTION AND CONSUMPTION AND BY GROUPS OF THE SITC-REV. II 1981

GROUP DESCRIPTION	DT = 100 KG	1 000 DM	1 000 \$	GROUP DESCRIPTION	DT = 100 KG	1 000 DM	1 000 \$
665 GLASSWARE	638 041	76 427	33 939	951 WAR FIREARMS, AMMUNITION	1 570	4 502	2 031
666 POTTERY	41 996	39 873	17 774	961 COIN NONGOLD, NONCURRENT	6	295	134
667 PEARL, PREC., SEMI-P. STONE				971 GOLD, NON MONETARY NES	279	168 345	74 669
671 PIG IRON ETC	602 578	69 256	30 579	972 GOLD COIN	54	169 982	75 161
672 IRON, STL PRIMARY FORMS	2 155 395	179 373	79 722	NETHERLANDS			
673 IRON AND STEEL SHAPES	2 416 080	238 404	105 893	IMPORTS			
674 IRN, STL UNIV, PLATE, SHEET	2 650 330	289 045	128 806	001 LIVE ANIMALS	1 324 781	418 853	184 294
675 IRON, STEEL HOOP, STRIP	704 208	77 342	34 326	011 MEAT FRESH, CHILLED, FROZEN	4 360 257	1 869 791	828 772
676 RAILWAY RAILS ETC IRN, STL	17 432	2 856	1 278	012 MEAT DRIED, SALTED, SMOKED	3 588	4 078	1 836
677 IRN, STL WIRE EXCL W ROD	332 621	51 035	22 744	014 MEAT PREPD, PRSRVD, NES ETC	192 898	117 901	52 404
678 IRON, STL TUBES, PIPES, ETC	786 206	171 475	76 257	022 MILK AND CREAM	1 029 728	236 571	103 254
679 IRN, STL CASTINGS UNWORKE	145 524	38 870	17 272	023 BUTTER	443 582	340 056	149 206
681 SILVER, PLATINUM, ETC	240	10 481	4 670	024 CHEESE AND CURD	1 218 916	726 637	322 426
682 COPPER EXC CEMENT COPPER	267 942	142 696	63 620	025 EGGS, BIRDS, FRESH, PRSRVD	2 664 055	726 844	324 269
683 NICKEL	8 174	14 934	6 624	034 FISH FRESH, CHILLED, FROZEN	2 122 993	57 904	25 932
684 ALUMINIUM	709 175	298 542	132 775	035 FISH SALTED, DRIED, SMOKED	170 905	58 949	26 360
685 LEAD	45 000	12 534	5 570	036 SHELL FISH FRESH, FROZEN	27 085	12 320	5 531
686 ZINC	100 457	19 740	8 707	037 FISH ETC PREPD PRSRVD NES	76 407	44 140	19 655
687 TIN	1 867	5 373	2 399	041 WHEAT ETC UNMILLED	2 310 793	112 777	49 402
689 NON-FER BASE METALS NES	5 377	10 830	4 860	042 RICE	17 314	2 311	1 034
691 STRUCTURES AND PARTS NES	481 296	160 228	71 090	043 BARLEY UNMILLED	431 455	21 505	9 655
692 METAL TANKS, BOXES, ETC	225 792	63 009	27 941	044 MAIZE UNMILLED	15 393	938	420
693 WIRE PRODUCTS NON ELECTR	251 011	47 302	20 926	045 CEREALS NES UNMILLED	114 437	6 240	2 804
694 STL, COPPER NAILS, NUTS, ETC	148 158	88 876	39 514	046 WHEAT ETC NEAL OR FLOUR	6 971	557	241
695 TOOLS	74 993	165 309	73 770	047 OTHER CEREAL MEALS, FLOUR	69 682	4 376	1 954
696 CUTLERY	5 962	29 972	13 347	048 CEREAL ETC PREPARATIONS	738 504	179 891	79 852
697 BASE METAL HOUSEHOLD EQUIP	91 265	95 511	42 572	054 VEG ETC FRSH, SMPLY PRSRVD	15 899 679	1 634 410	722 044
699 OTHER METAL MANUFACTURES	497 556	397 992	176 789	056 VEGTBLES ETC PRSRVD, PREPD	2 629 371	461 541	205 313
700 INDUSTRIAL PLANT, CHAP 84	19 704	16 946	7 471	057 FRUIT, NUTS, FRESH, DRIED	518 358	70 128	31 027
703 INDUSTRIAL PLANT, CHAP 85	65	231	103	058 FRUIT PRESERVED, PREPARED	704 102	152 841	67 858
711 STEAM BOILERS & AUX PLNT	7 557	8 398	3 712	061 SUGAR AND HONEY	1 458 703	82 751	36 458
712 STEAM ENGINES, TURBINES	1 127	7 539	3 381	062 SUGAR PREPS NON-COCOA	168 518	66 673	29 592
713 INTRNL COMEUS PISTN ENGN	385 108	454 422	202 950	071 COFFEE AND SUBSTITUTES	13 196	11 962	5 335
714 ENGINES & MOTORS NES	142	6 983	2 990	072 COCOA	271 270	200 408	88 816
716 ROTATING ELECTRIC PLANT	61 047	90 646	40 048	073 CHOCOLATE AND PRODUCTS	526 483	246 477	109 904
718 OTH POWER GENERATG MACHY	2 909	70 829	30 813	074 TEA AND MATE	254	282	126
721 AGRIC MACHY, EXC TRACTORS	55 191	51 203	22 733	075 SPICES	12 831	5 158	2 269
722 TRACTORS NON-ROAD	41 742	37 562	16 670	081 FEEDING STUFF FOR ANMLS	5 820 901	353 621	156 514
723 CIVIL ENGINEERG EQUIP ETC	146 665	111 424	49 724	091 MARCARINE AND SHORTENING	159 808	28 127	12 521
724 TEXTILE, LEATHER MACHNRY	47 916	117 215	52 025	098 EDIBLE PRODUCTS, PREPS NES	411 960	120 957	53 919
725 PAPER ETC MILL MACHINERY	20 421	46 301	20 183	111 NON-ALCOHL BEVERAGES NES	1 506 021	85 627	37 680
726 PRINTG, EXC INDNG MACHY, PTS	24 291	85 712	38 916	112 ALCOHOLIC BEVERAGES	64 476	19 792	9 025
727 FOOD MACHY NON-DOMESTIC	11 417	29 575	13 146	121 TOBACCO UNMNFCTD, REFUSE	2 913	1 710	743
728 OTH MACHY FOR SPCL INDUS	136 715	249 362	110 598	122 TOBACCO MFRS	61 884	110 545	48 919
736 MACHINE TOOLS FOR METAL	79 028	170 149	75 463	123 HIDES, SKINS, UNDRESSED	144 667	29 271	13 062
737 METALWORKING MACHNRY NES	524 669	212 616	93 281	212 FUR SKINS UNDRESSED	311	8 752	4 016
741 HEATING, COOLING EQUIPMNT	112 411	171 485	76 081	222 SEEDS FOR SOFT*FIXED OIL	196 291	20 616	9 058
742 PUMPS FOR LIQUIDS ETC	33 472	95 221	42 152	223 SEEDS FOR OTH FIXED OILS	71 185	9 634	4 248
743 PUMPS NES, CENTRIFUGES ETC	74 424	124 895	55 326	232 NATURAL RUBBER, GUMS	4 988	1 256	561
744 MECHANICAL HANDLING EQU	223 212	242 401	107 506	233 RUBBER, SYNTHETIC, RECLAIMD	530 589	133 163	59 105
745 NONELEC MACHY, TOOLS NES	61 221	169 599	75 504	244 CORK RAW AND WASTE	1 100	631	292
749 NONELEC MACH PTS, ACC NES	311 442	442 141	196 513	245 FUEL WOOD NES, CHARCOAL	29 940	2 460	1 080
751 OFFICE MACHINES	9 133	51 560	22 984	246 PULPWOOD, CHIPS, WOODWASTE	839 533	8 679	3 852
752 AUTOMATIC DATA PROC EQUIP	8 418	168 286	74 714	247 OTH WOOD ROUGH, SQUARED	224 704	4 452	1 967
759 OFFICE & ADP MCH PTS, ACC	5 069	92 918	41 189	248 WOOD SHAPED	235 497	25 397	11 259
761 TELEVISION RECEIVERS	38 794	108 440	48 339	251 PULP AND WASTE PAPER	1 912 117	66 902	29 589
762 RADIO BROADCAST RECEIVERS	11 397	47 170	20 942	263 COTTON	27 160	2 914	1 288
763 SOUND RECORDRS, PHONOGRPH	5 044	35 983	15 892	264 JUTE, OTH TEX FAST FIBRES	13 437	1 065	472
764 TELECOM EQFT, PTS, ACC NES	40 022	255 526	113 005	265 VEG FIBRE, EXCL COTN JUTE	5 115	348	153
771 ELECTRIC POWER MACHY NES	44 129	58 976	26 160	266 SYNTHETIC FIBRE TO SPIN	89 504	35 517	15 836
772 SWITCHGEAR ETC & PTS NES	69 775	285 350	126 866	267 OTHER MAN-MADE FIBRES	84 573	14 309	6 336
773 ELECTR DISTRIBUTING MACH	121 539	130 307	57 977	268 WOOL(EXC TOPS), ANML HAIR	20 460	9 271	4 165
774 ELECTRO-MEDCL, XRAY EQUIP	3 590	65 427	28 819	269 WASTE OF TEXTILE FABRICS	136 989	7 266	3 227
775 HOUSEHOLD TYPE EQUIP NES	317 390	348 562	155 313	271 FERTILIZERS, CRUDE	205 661	2 287	1 034
776 TRANSISTORS, VALVES, ETC	10 436	59 435	26 569	272 STONE, SAND AND GRAVEL	13 809 822	15 332	6 773
778 ELECTRICAL MACHINERY NES	191 882	308 660	136 958	277 NATURAL ABRASIVES NES	10 965	824	367
781 PASS MOTOR VEH EXC BUSES	4 360 861	4 647 194	2 069 909	278 OTHER CRUDE MINERALS	6 806 728	58 093	25 727
782 LORRIES, SECL MTR VEH NES	340 556	259 139	115 759	281 IRON ORE, CONCENTRATES	11 411	371	168
783 ROAD MOTOR VEHICLES NES	71 627	93 764	41 800	282 IRON AND STEEL SCRAP	4 038 819	79 899	35 536
784 MOTOR VEHCL PTS, ACC NES	1 440 760	1 097 156	487 522	287 PASE METAL ORES, CONC NES	166 978	45 896	20 154
785 MOTOR & OTHER CYCLES ETC	15 145	23 002	10 291	288 NONFERR METAL SCRAP NES	1 044 512	207 095	92 184
786 VEH NES NONMOTP, TRAILERS	163 376	101 816	45 179	289 PREC METAL ORE, WASTE NES	1 191	25 961	11 587
791 RAILWAY VEHICLES	54 471	43 175	18 928	291 CRUDE ANIMAL MTRIALS NES	525 236	43 830	19 514
792 AIRCRAFT	400	6 768	6 213	292 CRUDE VEG MATERIALS NES	2 250 831	1 508 770	672 781
793 SHIPS AND BOATS	72 757	14 029	6 205	322 COAL, LIGNITE, PEAT	947 962	8 637	3 928
801 INDUSTRIAL PLANT, CHAP 90	108	461	52 592	323 BRIGLETS, COKE, SEMI-COKE	1 720 483	37 899	16 708
812 PLUMBG, HEATING, LGHTNG EQU	149 768	118 036	52 592	334 PETROLEUM PRODUCTS, REFIN	124 772 766	8 645 890	3 836 474
821 FURNITURE	848 985	525 317	233 816	335 RESIDUAL PETRLM PROD NES	10 474 725	833 985	366 497
831 TRAVEL GOODS, HANDBAGS	7 253	24 334	10 869	341 GAS NATURAL AND MANUFCTD	489 170	88 455	39 586
842 MENS OUTERWEAR NOT KNIT	17 359	127 932	57 030	351 ELECTRIC ENERGY, MWH	216 028	21 240	9 373
843 WOMENS OUTERWEAR NONKNIT	19 403	192 535	65 567	411 ANIMAL OILS AND FATS	1 703 082	205 465	90 563
844 UNDERWEAR NOT KNIT	3 410	22 862	10 196	423 FIXED VEG OILS, SOFT	359 764	51 810	23 550
845 UNDERWEAR KNIT NONELASTC	12 173	155 162	69 125	424 FIXED VEG OIL NONSOFT	755 915	92 761	41 432
846 UNDERWEAR KNITTED	10 348	67 041	29 838	431 PROCESD ANML VEG OIL, ETC	8 787 202	1 125 955	497 057
847 TXTL CLTHNG ACCESSRYS NES	3 547	22 125	9 793	512 ALCOHOLS, PHENOLS, ETC	4 910 543	374 293	166 402
848 HEADGEAR, NONTXTL CLTHNG	5 005	47 653	8 844	513 ORGANIC ACIDS, ETC	1 002 538	173 842	77 419
851 FOOTWEAR	14 969	72 098	31 994	514 NITROGEN-FUNCT COMPOUNDS	657 086	110 972	49 484
871 OPTICAL INSTRUMENTS	713	13 932	6 213	515 CRG-INCRG COMPOUNDS ETC	197 628	74 491	33 100
872 MEDICAL INSTRUMENTS NES	6 244	49 713	22 056	516 OTHER ORGANIC CHEMICALS	892 962	151 251	66 968
873 METERS & COUNTERS NES	5 704	19 344	8 844	522 INCRG ELEMNTS, OXIDES, ETC	2 915 271	281 899	124 998
874 MEASURING, CONTROLLING INSTR	19 799	214 063	94 592	523 OTHR INORGANIC CHEMICALS	2 022 571	175 822	78 433
881 PHOTO APPAR & EQUIP NES	9 895	58 521	25 959	524 RADIOACTIVE ETC MATERIAL	374	4 675	2 077
882 PHOTO, CINEMA SUPPLIES	39 566	89 470	39 259	531 SYNT DYE, NAT INDGO, LAKES	10 354	9 492	4 192
883 DEVELOPED CINEMA FILM	48	924	415	532 DYES NES, TANNING PRODS	1 584	2 156	956
884 OPTICAL GOODS NES	383	26 571	12 735	533 PIGMENTS, PAINTS, ETC	421 851	168 574	74 627
885 WATCHES AND CLOCKS	160	34 884	15 590	541 ESSENTIAL ETC PRODUCTS	31 858	242 988	108 001
892 PRINTED MATTER	143 654	169 957	75 368	551 ESSENTIAL OIL, PERFUME, ETC	14 838	35 103	15 610
893 ARTICLES OF PLASTIC NES	411 795	332 851	147 892	552 PERFUMERY, COSMETICS, ETC	38 280	28 976	12 958
894 TOYS, SPORTING GOODS, ETC	65 619	85 327	37 725	554 SOAPS, CLEANING ETC PREPS	480 033	86 612	38 695
895 OFFICE SUPPLIES NES	8 570	27 399	12 030	562 FERTILIZERS MANUFACTURED	5 708 498	212 245	94 693
896 WORKS OF ART ETC	205	10 850	4 839	572 EXPLOSIVES, PYROTECH PROD	5 800	12 710	5 593
897 GOLD, SILVER WARE, JEWELRY	359	58 190	25 750				
898 MUSICAL INSTRUMENTS, PTS	12 777	49 968	22 205				
899 OTHER MANUFACTURED GOODS	37 151	56 751	25 260				
941 ZOO ANIMALS, PETS	113	246	108				

## 7 IMPORTS AND EXPORTS (SPECIAL TRADE) BY COUNTRIES OF PRODUCTION AND CONSUMPTION AND BY GROUPS OF THE SITC-REV. II 1981

GROUP DESCRIPTION	DT = 100 KG	1 000 DM	1 000 \$	GROUP DESCRIPTION	DT = 100 KG	1 000 DM	1 000 \$
582 PROD OF CONDENSATION ETC	2 453 640	807 626	359 145	821 FURNITURE	220 430	193 682	86 384
583 PROD OF POLYMERIZING ETC	3 825 411	894 853	397 150	831 TRAVEL GOODS, HANDBAGS	14 499	24 974	11 136
584 CELLULOSE DERIVATIVES ETC	31 603	22 122	9 807	842 MENS OUTERWEAR NOT KNIT	9 708	38 650	17 092
585 PLASTIC MATERIALS NES	216 905	41 484	18 365	843 WOMENS OUTERWEAR NONKNIT	19 227	121 198	53 881
591 PESTICIDES, DISINFECTANTS	46 652	20 955	9 424	844 UNDERWEAR NOT KNIT	2 463	9 010	3 993
592 STARCH, INULIN, GLUTEN, ETC	731 458	90 530	40 083	845 OUTERWEAR KNIT NONELASTC	8 572	49 470	21 978
598 MISCH. CHEMICAL PRODS NES	2 439 337	310 408	137 490	846 UNDERWEAR KNITTED	8 817	28 812	12 768
611 LEATHER	22 028	41 628	18 583	847 TXTL CLTHNG ACCESSRYS NES	3 201	12 023	5 312
612 LEATHER ETC MANUFACTURES	5 943	10 223	4 566	848 HEADGEAR, NONTXTL CLOTHNG	17 194	35 358	15 673
613 FUR SKINS TANNED, DRESSED	1 153	7 916	3 561	851 FOOTWEAR	24 288	53 427	23 738
621 MATERIALS OF RUBBER	81 458	19 262	8 548	871 OPTICAL INSTRUMENTS	596	18 614	8 323
625 RUBBER TYRES, TUBES	313 529	206 028	91 291	872 MEDICAL INSTRUMENTS NES	2 892	27 841	12 328
628 RUBBER ARTICLES NES	48 421	44 130	19 556	873 METERS & COUNTERS NES	693	4 097	1 817
633 CORK MANUFACTURES	2 469	1 321	591	874 MEASURING, CONTROLLING INSTR	18 248	241 053	106 832
634 VENEERS, PLYWOOD, ETC	171 575	38 132	17 083	881 PHOTO APPAR & EQUIPT NES	5 753	65 432	29 250
635 WOOD MANUFACTURES NES	227 490	66 918	29 661	882 PHOTO, CINEMA SUPPLIES	64 119	179 245	79 409
641 PAPER AND PAPERBOARD	3 266 581	504 968	224 485	883 DEVELOPED CINEMA FILM	226	2 273	1 011
642 ARTICLES OF PAPER ETC	1 062 513	248 326	110 077	884 OPTICAL GOODS NES	247	6 798	3 029
651 TEXTILE YARN AND THREAD	572 863	421 696	187 741	885 WATCHES AND CLOCKS	1 761	11 417	4 999
652 COTTON FABRICS, WOVEN	55 132	100 996	45 170	892 PRINTED MATTER	185 403	115 641	51 336
653 WOVN MAN-MADE FIB FABRIC	84 359	121 730	54 375	893 ARTICLES OF PLASTIC NES	458 937	277 219	123 515
654 OTH WOVEN TEXTILE FABRIC	30 217	51 618	22 835	894 TOYS, SPORTING GOODS, ETC	58 518	73 221	32 396
655 KNIT ETC FABRICS	40 096	72 774	32 324	895 OFFICE SUPPLIES NES	9 997	9 490	4 209
656 LACE, RIBBONS, TULLE, ETC	4 506	7 948	3 533	896 WORKS OF ART ETC	2 253	23 288	10 352
657 SPECIAL TEXTILE ETC PROD	168 571	167 856	74 656	897 GOLD, SILVER WARE, JEWELRY	181	14 600	6 509
658 TEXTILE ARTICLES NES	22 145	35 974	15 969	898 MUSICAL INSTRUMENTS, PTS	59 801	121 797	54 121
659 FLOOR COVERINGS ETC	414 987	236 860	105 656	899 OTHER MANUFACTURED GOODS	47 631	102 878	45 619
661 CEMENT ETC BUILDING PROD	2 280 750	26 048	11 513	901 ZOO ANIMALS, PETS	2 394	2 867	1 267
662 CLAY, REFRACTORY ELDG PRD	5 880 322	187 037	82 315	951 WAR FIREARMS, AMMUNITION	172	257	116
663 OTH NONMETAL MINERAL MFS	3 090 007	136 117	60 326	961 COIN NONGOLD, NONCURRENT	15	1 409	643
664 GLASS	842 440	79 507	35 305	971 GOLD, NON MONETARY NES	331	102 470	44 575
665 GLASSWARE	695 446	59 110	26 269	972 GOLD COIN		325	151
666 POTTERY	26 949	21 744	9 680				
667 PEARL, PREC-, SEMI-P STONE	264	13 659	6 052	EXPORTS	463 576 996	33 884 009	15 046 696
671 PIG IRON ETC	174 476	8 534	3 786				
672 IRON, STL PRIMARY FORMS	6 358 994	321 359	143 378	001 LIVE ANIMALS	104 731	43 048	18 960
673 IRON AND STEEL SHAPES	1 048 565	84 500	38 051	011 MEAT FRESH, CHILLED, FROZEN	120 949	59 305	26 493
674 IRN, STL UNIV, PLATE, SHEET	2 628 371	225 284	99 835	012 MEAT DRIED, SALTED, SMOKED	4 252	3 274	1 445
675 IRON, STEEL HOOP, STRIP	669 281	52 820	23 478	014 MEAT PREPD, PRSRVD, NES ETC	54 186	38 937	17 241
676 RAILWAY RAILS ETC IRN, STL	90 736	2 844	1 266	022 MILK AND CREAM	3 302 936	359 607	160 897
677 IRN, STL WIRE EXCL W ROD	124 627	19 101	8 503	023 BUTTER	337 578	230 501	104 199
678 IRON, STL TUBES, PIPES, ETC	1 236 956	159 709	71 101	024 CHEESE AND CURD	61 973	27 540	12 212
679 IRN, STL CASTINGS UNWORKED	45 432	13 576	6 083	025 EGGS, BIRDS, FRESH, PRSRVD	49 752	13 655	5 998
681 SILVER, PLATINUM, ETC	382	45 350	19 919	034 FISH FRESH, CHILLED, FROZN	43 594	19 535	8 652
682 COPPER EXC CEMENT COPPER	115 694	54 629	24 467	035 FISH SALTED, DRIED, SMOKED	546	195	86
683 NICKEL	717	1 789	809	036 SHELL FISH FRESH, FROZEN	82 997	23 984	10 658
684 ALUMINIUM	920 345	402 620	178 786	037 FISH ETC PREPD PRSRVD NES	34 871	28 907	12 714
685 LEAD	97 430	16 092	7 214	041 WHEAT ETC UNMILLED	635 890	32 561	14 457
686 ZINC	16 238	64 289	28 261	042 RICE	69 166	9 316	4 125
687 TIN	25 812	74 115	32 880	043 BARLEY UNMILLED	454 119	20 385	8 713
689 NON-FER BASE METALS NES	4 763	4 558	2 026	044 MAIZE UNMILLED	68 574	3 858	1 681
691 STRUCTURES AND PARTS NES	688 813	167 025	73 640	045 CEREALS NES UNMILLED	83 004	4 031	1 750
692 METAL TANKS, BOXES, ETC	130 586	55 924	24 889	046 WHEAT ETC MEAL OR FLOUR	181 415	14 029	6 206
693 WIRE PRODUCTS NON ELECTR	132 916	16 182	7 144	047 OTHER CEREAL MEALS, FLOUR			
694 STL, COPPR NAILS, NUTS, ETC	99 665	30 311	13 473	048 CEREAL ETC PREPARATIONS	357 563	74 203	32 880
695 TOOLS	28 569	101 247	44 853	054 VEG ETC FRSH, SMFLY PRSRVD	1 650 730	38 707	17 077
696 CUTLERY	2 473	12 136	5 399	056 VEGTBLES ETC PRSRVD, PREPD	175 353	40 518	17 974
697 BASE MTL HOUSEHOLD EQUIP	54 389	48 594	21 559	057 FRUIT, NUTS, FRESH, DRIED	343 239	61 821	26 886
699 OTHER METAL MANUFACTURES	263 103	183 669	81 730	058 FRUIT PRESERVED, PREPARED	1 312 329	155 444	68 958
711 STEAM BOILERS & AUX PLNT	10 011	8 204	3 560	061 SUGAR AND HONEY	305 207	26 678	11 897
712 STEAM ENGINES, TURBINES	12 496	13 855	6 292	062 SUGAR PREPS NON-COCOA	96 294	33 994	15 118
713 INTRNL COMBUS PISTN ENGN	48 681	52 330	23 064	071 COFFEE AND SUBSTITUTES	74 409	60 783	26 925
714 ENGINES & MOTORS NES	1 827	41 742	18 401	072 COCOA	107 280	69 095	30 705
716 ROTATING ELECTRIC PLANT	24 437	38 604	17 059	073 CHOCOLATE AND PRODUCTS	128 062	66 730	29 850
718 OTH POWER GENERATG MACHY	7 346	6 270	2 832	074 TEA AND MATE	2 164	1 461	655
721 AGRIC MACHY, EXC TRACTORS	99 431	91 947	40 766	075 SPICES	4 720	3 954	1 757
722 TRACTORS NON-ROAD	13 877	4 838	2 120	081 FEEDING STUFF FOR ANIMLS	13 881 623	375 416	167 931
723 CIVIL ENGINEERG EQUIP ETC	140 569	72 531	32 027	091 MARGARINE AND SHORTENING	482 523	60 440	26 719
724 TEXTILE, LEATHER MACHNRY	28 854	51 551	22 942	098 EDIBLE PRODCTS, PREPS NES	295 772	85 949	38 074
725 PAPER ETC MILL MACHINERY	26 414	23 138	10 334	111 NON-ALCOHL BEVERAGES NES	57 725 998	20 412	8 971
726 PRINTG, BKBNDRG MACHY, PTS	12 192	27 403	12 190	112 ALCOHOLIC BEVERAGES	367 942	101 341	44 884
727 FOOD MACHRY NON-DOESTIC	15 247	40 738	18 047	121 TOBACCO UNMFACTRD, REFUSE	18 293	5 077	2 244
728 OTH MACHRY FOR SPCL INDUS	88 258	150 367	66 543	122 TOBACCO MFRS	59 612	71 217	31 821
736 MACHINE TOOLS FOR METAL	45 330	48 115	21 375	211 HIDES, SKINS, UNDRRESSED	188 464	55 872	15 924
737 METALWORKING MACHNRY NES	27 632	29 365	13 334	212 FUR SKINS UNDRRESSED	95	1 774	795
741 HEATING, COOLING EQUIPMNT	68 369	104 241	46 269	222 SEEDS FOR SOFT-FIXED OIL	117 724	12 527	5 410
742 PUMPS FOR LIQUIDS ETC	22 201	48 425	21 466	223 SEEDS FOR OTH FIXED OILS	14 277	1 900	841
743 PUMPS NES, CENTRIFUGES ETC	40 040	75 728	33 755	232 NATURAL RUBBER, GUMS	2 145	576	271
744 MECHANICAL HANDLING EQU	139 666	121 249	53 938	233 RUBBER, SYNTHETIC, RECLAIMD	222 969	29 824	13 343
745 NONELEC MACHY, TOOLS NES	36 385	74 810	33 241	245 FUEL WOOD NES, CHARCOAL	10 710	846	375
749 NONELEC MACH PTS, ACC NES	122 166	225 150	100 091	246 PULPWOOD, CHIPS, WOODWASTE	1 345 911	16 060	7 127
751 OFFICE MACHINES	31 885	219 068	97 094	247 OTH WOOD ROUGH, SQUARED	855 011	11 406	5 071
752 AUTOMATIC DATA PROC EQUIP	2 622	50 068	21 983	248 WOOD SHAPED	975 170	49 997	22 240
759 OFFICE & ADP MCH PTS, ACC	13 536	158 197	70 037	251 PULP AND WASTE PAPER	1 687 661	42 867	19 014
761 TELEVISION RECEIVERS	20 813	61 185	27 184	263 COTTON	72 010	13 662	6 062
762 RADIO BROADCAST RECEIPTS	4 348	21 656	9 622	264 JUTE, OTH TEX BAST FIBRES	740	75	37
763 SOUND RECORDRS, PHONOGRFH	3 838	20 916	9 154	265 VEG FIBRE, EXCL COTN JUTE	586	102	44
764 TELECOM EQPT, PTS, ACC NES	27 779	211 207	93 316	266 SYNTHETIC FIBRE TO SPIN	130 855	50 344	22 382
771 ELECTRIC POWER MACHY NES	26 035	27 202	12 024	267 OTHER MAN-MADE FIBRES	84 325	12 439	5 529
772 SWITCHGEAR ETC & PTS NES	33 214	157 498	70 007	268 WOOL (EXC TOPS), ANML HAIR	7 101	4 372	1 954
773 ELECTR DISTRIBUTING MACH	57 527	40 782	18 117	269 WASTE OF TEXTILE FABRICS	340 091	24 217	10 749
774 ELECTRO-MEDCL, XRAY EQUIP	7 828	106 195	47 490	271 FERTILIZERS, CRUDE	521 550	1 387	620
775 HOUSEHOLD TYPE EQUIP NES	59 991	81 734	36 375	273 STONE, SAND AND GRAVEL	158 966 143	180 457	79 742
776 TRANSISTORS, VALVES, ETC	64 433	176 645	78 369	274 SULPHUR ETC	1 473 897	42 062	18 571
778 ELECTRICAL MACHINERY NES	1 042 222	285 464	126 382	277 NATURAL ABRASIVES NES	2 944 302	6 575	2 913
781 PASS MOTOR VEH EXC BUSES	77 760	72 262	32 073	278 OTHER CRUDE MINERALS	46 589 856	97 419	43 003
782 LORRIES, SFCL MTR VEH NES	181 424	162 751	72 294	281 IRON ORE, CONCENTRATES	3 833	81	34
783 ROAD MOTOR VEHICLES NES	11 973	10 627	4 672	282 IRON AND STEEL SCRAP	610 647	23 002	10 070
784 MOTOR VEHCL PTS, ACC NES	266 373	153 308	67 920	287 BASE METAL OPES, CONC NES	593 888	68 480	30 189
785 MOTOR & OTHER CYCLES ETC	92 740	116 557	51 593	288 NONFERR METAL SCRAP NES	911 416	104 801	46 322
786 VEH NES NONMOTR, TRAILERS	109 198	46 003	20 406	289 PREC METAL ORE, WASTE NES	7	1 354	600
791 RAILWAY VEHICLES	25 292	22 146	9 755	291 CRUDE ANIMAL MTRIALS NES	136 838	19 814	8 816
792 AIRCRAFT	6 281	121 035	53 220	292 CRUDE VEG MATERIALS NES	104 903	52 793	23 669
793 SHIPS AND BOATS	85 734	67 102	29 536	322 COAL, LIGNITE, PEAT	16 263 298	227 366	100 917
812 PLUMBING, HEATING, LIGHTNG EQU	131 701	71 110	31 713	323 BRIQUETS, COKE, SEMI-COKE	7 549 417	251 277	109 455

## 7 IMPORTS AND EXPORTS (SPECIAL TRADE) BY COUNTRIES OF PRODUCTION AND CONSUMPTION AND BY GROUPS OF THE SITC-REV. II 1981

GROUP DESCRIPTION	DT = 100 KG	1 000 DM	1 000 \$	GROUP DESCRIPTION	DT = 100 KG	1 000 DM	1 000 \$
334 PETROLEUM PRODUCTS, REFIN	12 630 240	737 711	240 208	741 HEATING, COOLING EQUIPMENT	130 546	197 878	87 895
335 RESIDUAL PETROLEUM PRODUCTS	5 039 721	346 163	152 202	742 PUMPS FOR LIQUIDS ETC	55 584	159 311	70 549
341 GAS NATURAL AND MANUFACT				743 PUMPS NES, CENTRIFUGES ETC	127 838	279 859	124 548
351 ELECTRIC ENERGY, MWH	328 556	32 941	13 996	744 MECHANICAL HANDLING EQUI	262 784	288 771	128 476
411 ANIMAL OILS AND FATS	332 606	48 807	35 679	745 NONELEC MACHY, TOLS NES	77 022	245 361	105 154
423 FIXED VEG OILS, SOFT	1 765 284	217 714	96 889	749 NONELEC MACHY FTS, ACC NES	353 726	622 917	277 129
424 FIXED VEG OIL NONSOFT	332 606	48 807	21 665	751 OFFICE MACHINES	27 056	121 222	54 285
431 PROCESSED ANML VEG OIL, ETC	753 852	87 830	59 225	752 AUTOMATIC DATA PROC EQUIP	11 838	223 254	99 149
511 HYDROCARBONS NES, DERIVS	3 549 242	355 672	171 649	759 OFFICE & ADF MCH FTS, ACC	32 440	174 565	77 411
512 ALCOHOLS, PHENOLS, ETC	1 270 100	232 599	102 798	761 TELEVISION RECEIVERS	77 884	213 918	94 439
513 ORGANIC ACIDS, ETC	1 479 194	306 253	135 990	762 RADIO BROADCAST RECEIVERS	20 718	80 030	36 208
514 NITROGEN-FUNCTN COMPOUNDS	335 198	390 521	174 257	763 SOUND RECORDERS, PHONOGRAPHS	5 696	71 169	31 858
515 ORG-INORG COMPOUNDS ETC	129 042	132 255	58 652	764 TELECOM EQUIP, PTS, ACC NES	39 899	264 106	117 248
516 OTHER ORGANIC CHEMICALS	2 009 601	265 740	117 975	771 ELECTRIC POWER MACHY NES	71 799	96 577	42 807
522 INORG ELEMNTS, OXIDES, ETC	8 662 848	263 215	116 095	772 SWITCHGEAR ETC & PTS NES	111 573	440 724	195 738
523 OTHR INORGANIC CHEMICALS	1 935 507	180 332	80 093	773 ELECTRIC DISTRIBUTING MACH	300 376	223 297	99 628
524 RADIOACTIVE ETC MATERIAL		7 495	3 311	774 ELECTRO-MEDCL, XRAY EQUIP	6 592	83 245	36 749
531 SYNT DYE, NAT INDGO, LAKES	42 232	64 182	23 473	775 HOUSEHOLD TYPE EQUIP NES	340 618	371 090	165 679
532 DYES NES, TANNING PRODS	17 294	3 834	1 701	776 TRANSISTORS, VALVES, ETC	101 481	194 724	86 568
533 PIGMENTS, PAINTS, ETC	352 575	215 533	95 593	778 ELECTRICAL MACHINERY NES	154 746	374 299	166 826
541 MEDICINAL ETC PRODUCTS	52 504	200 205	68 807	781 PASS MOTOR VEH EXC BUSES	929 062	1 090 165	484 120
551 ESSENTIAL OIL, PERFUME, ETC	5 719	14 099	6 281	782 LORRIES, SPCL MTR VEH NES	294 249	284 060	126 686
553 PERFUMERY, COSMETICS, ETC	24 005	84 671	37 614	783 ROAD MOTOR VEHICLES NES	48 267	61 726	27 959
554 SOAPS, CLEANING ETC PREFS	564 199	117 158	52 011	784 MOTOR VEHCL PTS, ACC NES	542 822	492 678	218 831
562 FERTILIZERS MANUFACTURED	1 973 195	53 350	23 472	785 MOTOR & OTHER CYCLES ETC	99 429	118 867	53 013
572 EXPLOSIVES, PYROTECH PROD	6 061	7 098	3 137	786 VEH NES NONMOTR, TRAILERS	109 946	194 895	87 077
582 PROD OF CONDENSATION ETC	948 289	335 153	148 863	791 RAILWAY VEHICLES	123 130	136 357	60 381
583 PROD OF POLYMERIZING ETC	2 158 764	625 448	277 959	792 AIRCRAFT	2 590	79 074	35 065
584 CELLULOSE DERIVATIVES ETC	51 337	29 918	13 356	793 SHIPS AND BOATS	336 129	103 442	45 113
585 PLASTIC MATERIALS NES	14 759	6 132	2 712	801 INDUSTRIAL PLANT, CHAP 93	16	200	94
591 PESTICIDES, DISINFECTANTS	129 613	81 682	37 144	812 PLUMBING, HEATING, LIGHTING EQUI	173 802	134 132	59 696
592 STARCH, INLLIN, GLUTEN, ETC	207 388	51 430	22 799	821 FURNITURE	1 313 522	845 332	377 703
598 MISC CHEMICAL PRODS NES	2 531 391	485 419	127 050	831 TRAVEL GOODS, HANDBAGS	11 770	32 217	14 413
602 INDUSTRIAL PLANT, CHAP 68	6 822	644	280	842 MENS OUTERWEAR NOT KNIT	45 865	313 341	139 737
603 INDUSTRIAL PLANT, CHAP 69	106 769	9 502	4 203	843 WOMENS OUTERWEAR NONKNIT	61 955	635 079	282 662
605 INDUSTRIAL PLANT, CHAP 73	7 833	3 368	1 493	844 UNDERWEAR NOT KNIT	12 533	61 762	27 716
611 LEATHER	26 670	63 608	28 331	845 UNDERWEAR KNIT NONELASTC	45 561	452 976	202 218
612 LEATHER ETC MANUFACTURES	11 948	19 616	8 747	846 UNDERWEAR KNITTED	25 054	128 882	57 421
613 FUR SKINS TANNED, DRESSED		12 782	5 857	847 TEXT CLTHNG ACCESSRYS NES	6 615	46 860	20 860
621 MATERIALS OF RUBBER	133 821	70 558	31 298	848 HEADGEAR, NONTEXTL CLOTHNG	9 013	69 033	30 297
625 RUBBER TYRES, TUBES	221 772	154 952	68 632	851 FOOTWEAR	35 407	155 011	68 764
628 RUBBER ARTICLES NES	43 369	67 839	30 060	871 OPTICAL INSTRUMENTS	1 475	21 461	9 446
633 CORK MANUFACTURES	1 831	1 717	766	872 MEDICAL INSTRUMENTS NES	8 893	70 316	31 173
634 VENEERS, FLYWOOD, ETC	1 209 178	112 079	49 854	873 METERS & COUNTERS NES	9 555	34 872	15 485
635 WOOD MANUFACTURES NES	335 513	76 832	34 230	874 MEASURING, CONTROLLING INSTR	30 792	336 784	149 309
641 PAPER AND PAPERBOARD	3 622 118	605 764	268 271	881 PHOTO APPAR & EQUIP NES	16 941	92 071	40 895
642 ARTICLES OF PAPER ETC	1 598 104	466 364	206 698	882 PHOTO, CINEMA SUPPLIES	57 016	119 458	52 945
651 TEXTILE YARN AND THREAD	465 184	366 362	163 252	883 DEVELOPED CINEMA FILM	305	3 901	1 713
652 COTTON FABRICS, WOVEN	131 605	198 814	86 861	884 OPTICAL GOODS NES	1 655	83 212	36 940
653 WOVN MAN-MADE FIB FABRIC	168 442	257 291	114 555	885 WATCHES AND CLOCKS	9 875	78 944	35 034
654 OTH WOVEN TEXTILE FABRIC	40 145	66 725	29 711	892 PRINTED MATTER	344 551	272 338	121 038
655 KNIT ETC FABRICS	68 620	135 056	60 096	893 ARTICLES OF PLASTIC NES	879 387	600 841	267 225
656 LACE, RIBBONS, TULLE, ETC	6 343	21 570	9 616	894 TOYS, SPORTING GOODS, ETC	144 726	193 016	85 213
657 SPECIAL TEXTILE ETC PROD	142 174	149 609	66 363	895 OFFICE SUPPLIES NES	25 568	52 211	23 121
658 TEXTILE ARTICLES NES	110 521	133 941	59 840	896 WORKS OF ART ETC	557	31 552	14 372
659 FLOOR COVERINGS ETC	145 675	121 392	54 043	897 GOLD, SILVER WARE, JEWELRY	912	110 608	48 919
661 CEMENT ETC BUILDING PROD	18 266 171	204 106	90 356	898 MEDICAL INSTRUMENTS, PTS	50 598	124 567	55 388
662 CLAY, REFRACTORY BLDG PRD	1 113 477	92 810	41 344	899 OTHER MANUFACTURED GOODS	58 831	109 324	48 609
663 OTH NONMETAL MINERAL MFS	2 342 441	150 641	66 845	901 ZOO ANIMALS, PETS	510	771	343
664 GLASS	967 878	115 737	51 299	951 WAR FIREARMS, AMMUNITION	4 777	16 967	7 002
665 GLASSWARE	1 617 804	154 146	68 050	961 COIN NONGOLD, NONCURRENT	10	855	379
666 POTTERY	97 988	64 073	28 568	971 GOLD, NON MONETARY NES	170	49 854	22 269
667 PEARL, PREC-, SEMI-P STONE		14 487	6 450	972 GOLD COIN		1 124	488
671 PIG IRON ETC	513 709	37 970	16 882				
672 IRON, STL PRIMARY FORMS	592 207	37 346	16 730	ITALY			
673 IRON AND STEEL SHAPES	4 204 328	406 760	180 434				
674 IRN, STL UNIV, PLATE, SHEET	3 017 387	343 874	152 298	IMPORTS	85 059 531	27 562 022	12 216 782
675 IRON, STEEL HOOP, STRIP	1 299 448	172 222	76 506	001 LIVE ANIMALS	4 612	1 493	684
676 RAILWAY RAILS ETC IPN, STL	455 860	48 250	21 423	011 MEAT FRESH, CHILLD, FROZEN	96 482	33 478	14 858
677 IRN, STL WIRE EXCL W ROD	474 114	68 765	30 593	012 MEAT DRIED, SALTED, SMOKED	17 320	29 529	13 068
678 IRON, STL TUBES, PIPES, ETC	3 987 900	675 510	300 265	014 MEAT PREP, PRSVD, NES ETC	69 449	39 541	17 603
679 IRN, STL CASTINGS UNWORKED	146 999	52 604	23 414	022 MILK AND CREAM	10 287	4 709	2 078
681 SILVER, PLATINUM, ETC	545	65 277	29 228	023 BUTTER	2 160	1 668	688
682 COPPER EXL CEMENT COPPER	414 256	223 028	99 484	024 CHEESE AND CURD	47 392	44 693	19 849
683 NICKEL	10 630	19 244	8 556	025 EGGS, BIRDS, FRESH, PRSVD	2 075	739	340
684 ALUMINIUM	651 744	313 971	139 100	034 FISH FRESH, CHILLED, FROZN	35 978	12 528	5 618
685 LEAD	115 049	57 620	25 462	035 FISH SALTED, DRIED, SMOKED	1 132	869	378
686 ZINC	163 284	33 352	14 904	036 SHELL FISH FRESH, FROZEN	12 461	6 063	2 713
687 TIN	33 443	105 154	5 555	037 FISH ETC PREP PRSVD NES	13 287	9 267	4 135
689 NON-FER BASE METALS NES	6 951	12 574	5 824	042 RICE	391 707	46 378	20 710
691 STRUCTURES AND PARTS NES	600 846	206 573	91 824	044 MAIZE UNMILLED	24 324	994	447
692 METAL TANKS, BOXES, ETC	423 872	151 006	67 091	045 CEREALS NES UNMILLED	7 969	2 262	1 017
693 WIRE PRODUCTS NON ELECTR	435 107	74 823	33 159	046 WHEAT ETC MEAL CR FLOUR	91 517	7 988	3 522
694 STL, COPPR NAILS, NUTS, ETC	211 369	125 121	55 623	047 OTHER CEREAL MEALS, FLOUR	800	82	36
695 TOOLS	91 511	211 904	94 396	048 CEREAL ETC PREPARATIONS	589 361	108 351	48 296
696 CUTLERY	9 052	43 899	19 559	049 VEG ETC FRSH, SMPLY PRSVD	5 396 539	449 852	197 324
697 BASE HTL HOUSEHOLD EQUIP	135 912	140 353	62 747	056 VEGTBL ETC PRSVD, PREP	1 509 970	169 547	75 271
699 OTHER METAL MANUFACTURES	675 122	510 562	226 998	057 FRUIT, NUTS, FRESH, DRIED	9 348 329	1 203 033	520 077
700 INDUSTRIAL PLANT, CHAP 84	24	95	42	058 FRUIT PRESERVED, PREPARED	2 383 176	301 065	133 760
711 STEAM BOILERS & AUX PLNT	9 424	8 866	3 920	061 SUGAR AND HONEY	90 831	10 813	4 688
712 STEAM ENGINES, TURBINES	8 765	33 691	15 021	062 SUGAR PREPS NON-COCOA	6 607	4 047	1 814
713 INTRNL COMBUS PISTN ENGN	159 031	210 628	93 518	071 COFFEE AND SUBSTITUTES	8 577	11 071	4 949
714 ENGINES & MOTORS NES	1 974	60 849	26 575	072 COCOA	23 478	15 046	6 811
716 ROTATING ELECTRIC PLANT	91 112	147 542	65 694	073 CHOCOLATE AND PRODUCTS	79 190	46 880	20 936
718 OTH POWER GENERATG MACHY	5 406	65 156	29 056	075 SPICES	20 165	7 216	3 104
721 AGRIC MACHY, EXC TRACTORS	142 383	104 606	46 483	081 FEEDING STUFF FOR ANIMLS	374 815	11 054	4 914
722 TRACTORS NON-ROAD	112 606	92 576	40 951	098 EDIBLE PRODUCTS, PREPS NES	207 088	47 922	21 306
723 CIVIL ENGINEERNG EQUIP ETC	168 895	141 205	62 549	111 NON-ALCOH BEVERAGES NES	52 901	6 813	3 028
724 TEXTILE, LEATHER MACHNRY	50 221	117 522	52 522	112 ALCOHOLIC BEVERAGES	5 886 343	656 532	293 105
725 PAPER ETC MILL MACHINERY	41 666	87 669	38 579	121 TOBACCO UNMNFCTD, REFUSE	184 445	86 860	38 705
726 PRINTG, BKKINDG MACHY, PTS	49 944	133 421	61 495	122 TOBACCO WFRS	180	942	411
727 FOOD MACHY NON-HOMESTIC	22 284	51 093	22 544	211 HIDES, SKINS, UNDRESSED	65 421	4 446	1 959
728 OTH MACHY FOR SPCL INDUS	170 458	334 596	148 337	212 FUR SKINS UNDRESSED	1 169	1 810	807
736 MACHINE TOOLS FOR METAL	53 703	176 748	78 321	222 SEEDS FOR SOFT*FIXED OIL	1 938	319	135
737 METALWORKING MACHNRY NES	56 345	52 956	23 626				

## 7 IMPORTS AND EXPORTS (SPECIAL TRADE) BY COUNTRIES OF PRODUCT... AND CONSUMPTION AND BY GROUPS OF THE SITC-REV. II 1981

GROUP DESCRIPTION	DT = 100 KG	1 000 DM	1 000 \$	GROUP DESCRIPTION	DT = 100 KG	1 000 DM	1 000 \$
232 NATURAL RUBBER, GUMS	7 084	2 610	1 173	699 OTHER METAL MANUFACTURES	352 143	254 210	113 100
233 RUBBER, SYNTHETIC, RECLAIMED	220 083	56 881	25 295	711 STEAM BOILERS & AUX PLNT	11 844	3 731	1 575
245 FUEL WOOD NES, CHARCOAL	1 722	89	38	712 STEAM ENGINES, TURBINES	3 016	2 292	1 018
247 OTH WOOD ROUGH, SQUARED	856	88	39	713 INTRNL COMBUS PISTN ENGN	71 086	125 907	55 857
248 WOOD SHAPED	17 373	2 570	1 157	714 ENGINES & MOTORS NES	1 411	7 711	3 431
251 PULP AND WASTE PAPER	39 811	4 452	1 978	716 ROTATING ELECTRIC PLANT	57 021	58 307	25 840
261 SILK	75	91	40	718 OTH POWER GENERATG MACHY	6 934	5 397	2 390
263 COTTON	11 783	1 105	495	721 AGRIC MACHY, EXC TRACTORS	77 017	52 167	23 025
265 VEG FIBRE, EXCL COTN JUTE	2 186	1 267	573	722 TRACTORS NON-ROAD	132 222	107 894	48 215
266 SYNTHETIC FIBRE TO SPIN	203 616	73 754	32 722	723 CIVIL ENGINEERG EQUIP ETC	211 873	105 128	46 985
267 OTHER MAN-MADE FIBRES	10 692	2 758	1 195	724 TEXTILE, LEATHER MACHNRY	53 584	113 348	50 587
268 WOOL (EXC TOPS), ANML HAIR	12 920	14 681	6 551	725 PAPER ETC MILL MACHINERY	23 449	40 736	18 039
269 WASTE OF TEXTILE FABRICS	16 704	2 211	986	726 PRINTG, BKBINDG MACHY, PTS	11 873	30 326	13 158
271 FERTILIZERS, CRUDE	18 221	483	218	727 FOOD MACHRY NON-DOMESTIC	8 846	21 449	9 549
273 STONE, SAND AND GRAVEL	1 452 645	41 202	18 082	728 OTH MACHY FOR SPCL INDUS	135 179	210 252	93 497
274 SULPHUR ETC				736 MACHINE TOOLS FOR METAL	99 364	196 629	87 060
277 NATURAL ABRASIVES NES	238 017	2 636	1 162	737 METALWORKING MACHNRY NES	50 719	9 169	26 093
278 OTHER CRUDE MINERALS	1 575 982	46 957	20 901	741 HEATING, COOLING EQUIPMNT	170 319	194 934	87 138
282 IRON AND STEEL SCRAP	110 186	14 388	6 310	742 PUMPS FOR LIQUIDS ETC	30 838	49 955	22 163
287 BASE METAL ORES, CONC NES	1 443 318	91 249	40 469	743 PUMPS NES, CENTRIFUGES ETC	161 543	156 341	69 688
288 NON-FERR METAL SCRAP NES	469 944	88 879	38 403	744 MECHANICAL HANDLING EQU	95 141	71 313	31 717
289 FERR METAL ORE, WASTE NES	6	140	61	745 NONELEC MACHY, TOOLS NES	43 290	130 455	58 212
291 CRUDE ANIMAL MTKLS NES	99 626	7 777	3 470	746 NONELEC MACH PTS, ACC NES	242 499	402 599	179 079
292 CRUDE VEG MATERIALS NES	226 602	171 320	77 434	751 OFFICE MACHINES	9 376	84 311	37 556
334 PETROLEUM PRODUCTS, REFIN	4 436 997	332 682	147 832	752 AUTOMATIC DATA PROC EQUIP	27 102	375 009	166 122
335 RESIDUAL PETRL PROD NES	33 859	4 547	2 009	759 OFFICE & ADP MCH PTS, ACC	5 931	107 378	47 590
341 GAS NATURAL AND MANUFCTD				761 TELEVISION RECEIVERS	22 443	67 025	30 113
411 ANIMAL OILS AND FATS	160 113	27 371	12 191	762 RADIO BROADCAST RECEIVRS	2 586	9 240	4 144
423 FIXED VEG OILS, SOFT	14 113	7 360	3 281	763 SOUND RECORDRS, PHONOGRPH	3 858	9 927	4 466
424 FIXED VEG OIL NONSOFT	3 553	1 846	801	764 TELECOM EQPT, PTS, ACC NES	49 713	141 972	62 675
431 PROCESD ANML VEG OIL, ETC	146 288	18 741	8 256	771 ELECTRIC POWER MACHY NES	18 535	24 392	10 695
511 HYDROCARBONS NES, DERIVS	401 443	55 071	24 298	772 SWITCHGEAR ETC & PTS NES	30 725	114 078	50 654
512 ALCOHOLS, PHENOLS, ETC	292 112	44 740	19 799	773 ELECTR DISTRIBUTING MACH	135 122	88 683	39 350
513 ORGANIC ACIDS, ETC	281 513	71 352	31 525	774 ELECTRO-MEDCL, XRAY EQUIP	2 752	21 358	9 479
514 NITROGEN-FUNCTN COMPOUNDS	137 752	76 517	34 087	775 HOUSEHOLD TYPE EQUIP NES	795 417	539 215	239 183
515 ORG-INORG COMPOUNDS ETC	56 430	65 183	28 869	776 TRANSISTORS, VALVES, ETC	114 057	245 827	109 065
516 OTHER ORGANIC CHEMICALS	315 922	50 214	22 288	778 ELECTRICAL MACHINERY NES	127 946	171 835	76 496
522 INORG ELEMNTS, OXIDES, ETC	177 003	26 145	11 614	781 FASS MOTOR VEH EXC BUSES	787 593	676 213	302 242
523 OTHR INORGANIC CHEMICALS	128 420	20 783	9 138	782 LORRIES, SPCL MTR VEH NES	185 274	150 268	66 088
524 RADIOACTIVE ETC MATERIAL	3	1 384	603	783 ROAD MOTOR VEHICLES NES	25 893	27 407	12 349
531 SYNT DYE, NAT JNDGO, LAKES	12 028	13 644	6 094	784 MOTOR VEHCL PTS, ACC NES	728 375	567 660	251 108
532 DYES NES, TANNING PRODS	14 248	4 900	2 160	785 MOTOR & OTHER CYCLES ETC	205 998	234 081	103 193
533 PIGMENTS, PAINTS, ETC	142 675	34 388	15 180	786 VEH NES NONMOTR, TRAILERS	71 884	25 896	11 496
541 MEDICINAL ETC PRODUCTS	66 386	156 524	70 136	791 RAILWAY VEHICLES	5 713	4 047	1 775
551 ESSENTL OIL, PERFUME, ETC	11 470	11 764	5 292	792 AIRCRAFT	1 714	180 736	80 817
553 PERFUMERY, COSMETICS, ETC	44 662	43 704	19 347	793 SHIPS AND BOATS	77 081	20 721	9 103
554 SOAPS, CLEANING ETC PREPS	22 130	8 797	3 868	812 PLUMBING, HEATING, LGHTNG EQU	418 098	190 654	84 710
562 FERTILIZERS MANUFACTURED	1 102 639	40 789	18 032	821 FURNITURE	1 002 507	849 018	378 834
572 EXPLOSIVES, PYROTECH PROD	4 352	5 837	2 608	831 TRAVEL GOODS, HANDBAGS	50 087	267 987	119 031
582 PROD OF CONDENSATION ETC	479 242	141 685	62 928	842 MENS OUTERWEAR NOT KNIT	78 469	460 652	204 115
583 PROD OF POLYMERIZING ETC	1 854 274	453 021	201 269	843 WOMENS OUTERWEAR NONKNIT	65 343	560 720	249 228
584 CELLULOSE DERIVATIVES ETC	63 637	28 629	12 642	844 UNDERWEAR NOT KNIT	3 915	38 532	17 268
585 PLASTIC MATERIALS NES	58 348	11 210	4 950	845 OUTERWEAR KNIT NONELASTC	237 116	1 566 358	690 603
591 PESTICIDES, DISINFECTANTS	11 081	8 958	3 993	846 UNDERWEAR KNITTED	65 915	227 114	101 802
592 STARCH, INULIN, GLUTEN, ETC	41 766	6 566	2 935	847 TXTL CLTHNG ACCESSRYS NES	42 534	192 113	85 713
598 MISC CHEMICAL PRODS NES	175 412	59 219	26 270	848 HEADGEAR, NONTXTL CLOTHNG	33 730	266 740	117 432
611 LEATHER	48 274	375 208	167 428	851 FOOTWEAR	667 432	1 910 080	848 849
612 LEATHER ETC MANUFACTURES	29 548	72 876	32 506	871 OPTICAL INSTRUMENTS	421	11 269	4 996
613 FUR SKINS TANNED, DRESSED	3 500	24 343	10 736	872 MEDICAL INSTRUMENTS NES	9 923	29 237	12 996
621 MATERIALS OF RUBBER	110 720	67 689	30 054	873 METERS & COUNTERS NES	1 233	4 674	2 059
625 RUBBER TYRES, TUBES	311 014	227 868	101 511	874 MEASURING, CONTROLLNG INSTR	26 302	177 842	79 223
628 RUBBER ARTICLES NES	39 964	74 405	33 051	881 PHOTO APPAR & EQUIPT NES	11 509	37 356	16 533
633 CORK MANUFACTURES	2 564	1 221	541	882 PHOTO, CINEMA SUPPLIES	14 342	70 117	31 006
634 VENEERS, PLYWOOD, ETC	347 652	122 576	54 647	883 DEVELOPED CINEMA FILM	713	8 696	3 817
635 WOOD MANUFACTURES NES	226 140	153 034	67 780	884 OPTICAL GOODS NES	1 928	36 332	16 106
641 PAPER AND PAPERBOARD	2 581 572	448 314	198 274	885 WATCHES AND CLOCKS	5 533	25 768	11 428
642 ARTICLES OF PAPER ETC	260 132	70 990	31 550	892 PRINTED MATTER	265 855	146 210	65 128
651 TEXTILE YARN AND THREAD	482 668	479 949	213 682	893 ARTICLES OF PLASTIC NES	454 365	262 072	116 344
652 COTTON FABRICS, WOVEN	45 689	131 539	58 737	894 TOYS, SPORTING GOODS, ETC	137 007	193 315	85 668
653 WOVN MAN-MADE FIE FABRIC	134 635	317 196	140 123	895 OFFICE SUPPLIES NES	26 654	32 441	14 360
654 OTH WOVEN TEXTILE FABRIC	178 745	572 926	252 244	896 WORKS OF ART ETC	1 451	9 129	4 046
655 KNIT ETC FABRICS	103 623	192 823	85 657	897 GOLD, SILVER WARE, JEWELRY	1 106	196 456	86 672
656 LACE, RIBBONS, TULLE, ETC	21 857	31 816	14 298	898 MUSICAL INSTRUMENTS, PTS	48 735	103 618	46 196
657 SPECIAL TEXTILE ETC PROD	93 974	202 182	89 760	899 OTHER MANUFACTURED GOODS	47 710	83 831	37 359
658 TEXTILE ARTICLES NES	35 165	50 225	22 416	941 ZOO ANIMALS, PETS	106	89	38
659 FLOOR COVERINGS ETC	30 125	19 278	8 584	951 WAR FIREARMS, AMMUNITION	1 702	8 691	3 857
661 CEMENT ETC BUILDING PROD	4 289 654	363 359	160 548	961 COIN NONGOLD, NONCURRENT	7	647	293
662 CLAY, REFRACTORY BLDG PRD	5 799 528	593 962	264 019	971 GOLD, NON MONETARY NES	1	4 871	2 061
663 OTH NONMETAL MINERAL PFS	998 845	95 432	42 293				
664 GLASS	661 360	133 302	59 245	EXPORTS	132 004 212	31 306 478	13 936 978
665 GLASSWARE	277 508	81 214	36 114				
666 POTTERY	166 039	101 355	45 100	001 LIVE ANIMALS	840 953	420 557	188 079
667 PEARL, PPEC-, SEMI-P STONE	167	1 457	644	011 MEAT FRESH, CHILLED, FROZEN	1 324 126	970 987	431 116
671 PIG IRON ETC	176 019	32 567	14 313	012 MEAT DRIED, SALTED, SMOKED	1 889	2 283	1 018
672 IRON, STL PRIMARY FORMS	798 080	59 257	26 462	014 MEAT PREPD, PRSVD, NES ETC	7 069	5 934	2 657
673 IRON AND STEEL SHAPES	7 963 094	613 192	270 431	022 MILK AND CREAM	14 158 607	948 753	422 040
674 IRN, STL UNIV, PLATE, SHEET	2 105 291	212 911	94 554	023 BUTTER	307 509	218 565	98 278
675 IRON, STEEL HOOP, STRIP	142 583	20 063	8 869	024 CHEESE AND CURD	1 231 245	763 712	337 980
676 RAILWAY RAILS ETC IRN, STL	494	86	39	025 EGGS, BIRDS, FRESH, PRSKVD	33 380	9 267	4 114
677 IRN, STL WIRE EXCL W ROD	140 270	27 225	12 140	034 FISH FRESH, CHILLED, FROZN	40 519	27 470	12 252
678 IRON, STL TUBES, PIPES, ETC	1 522 973	227 318	101 235	035 FISH SALTED, DRIED, SMCKED	1 590	1 218	526
679 IRN, STL CASTINGS UNWORKE	33 413	8 920	3 991	036 SHELL FISH FRESH, FROZEN	25 942	7 444	3 352
681 SILVER, PLATINUM, ETC	15	20 966	9 182	037 FISH ETC PREPD PRSVD NES	44 120	26 873	12 013
682 COPPER EXC CEMENT COPPER	154 067	85 034	37 713	041 WHEAT ETC UNMILLED	168 800	9 465	4 297
683 NICKEL	652	1 439	628	042 RICE	690	281	48
684 ALUMINIUM	297 926	133 065	58 946	043 BARLEY UNMILLED	2 550	111	125
686 ZINC	15 592	3 007	1 314	044 MAIZE UNMILLED	3 393	175	83
687 NON-FER BASE METALS NES	55 087	31 791	13 991	045 CEREALS NES UNMILLED	8 871	507	225
691 STRUCTURES AND PARTS NES	171 922	63 318	27 887	046 WHEAT ETC MEAL OR FLOUR	417	95	40
692 METAL TANKS, BOXES, ETC	41 529	21 829	9 714	048 CEREAL ETC PREPARATIONS	270 220	87 341	38 910
693 WIRE PRODUCTS NON ELECTR	55 354	10 034	4 390	049 VEG ETC FRSH, SPLY PRSVD	292 424	20 522	9 397
694 STL, COPPR NAILS, NUTS, ETC	397 578	131 979	58 696	056 VEGETABLES ETC PRSVD, PREPD	73 569	27 590	12 119
695 TOOLS	40 220	88 161	39 285	057 FRUIT, NUTS, FRESH, DRIED	37 652	11 282	5 043
696 CUTLERY	9 918	30 740	13 780	058 FRUIT PRESERVED, PREPARED	87 561	22 681	10 007
697 BASE MTL HOUSEHOLD EQUIP	186 097	214 639	95 302	061 SUGAR AND HONEY	562 080	82 593	37 212

7 IMPORTS AND EXPORTS (SPECIAL TRADE) BY COUNTRIES OF PRODUCTION AND CONSUMPTION AND BY GROUPS OF THE SITC-REV. II 1981

GROUP DESCRIPTION	DT = 100 KG	1 000 DM	1 000 \$	GROUP DESCRIPTION	DT = 100 KG	1 000 DM	1 000 \$
062 SUGAR PREPS NON-COCOA	17 599	6 402	3 735	673 IRON AND STEEL SHAPES	1 226 737	138 983	62 447
071 COFFEE AND SUBSTITUTES	1 468	2 635	1 162	674 IRN, STL UNIV, PLATE, SHEET	2 078 488	265 853	118 752
072 COCOA	43 938	20 689	9 164	675 IRON, STEEL HOOP, STRIP	550 647	91 730	41 025
073 CHOCOLATE AND PRODUCTS	64 055	40 426	18 009	676 RAILWAY RAILS ETC IRN, STL	550 102	21 178	9 470
074 TEA AND MATE	1 194	1 055	470	677 IRN, STL WIRE EXCL W ROD	116 900	21 956	9 816
075 SPICES	1 328	1 690	750	678 IRON, STL TUBES, PIPES, ETC	735 307	135 913	60 596
081 FEEDING STUFF FOR ANIMALS	211 970	31 380	14 029	679 IRN, STL CASTINGS UNWORKED	27 271	7 808	3 509
091 MARGARINE AND SHORTENING	76 746	15 911	7 088	681 SILVER, PLATINUM, ETC	831	61 482	27 305
098 EDIBLE PRODUCTS, PREPS NES	96 809	34 853	15 487	682 COFFER EXC CEMENT COPPER	360 580	217 639	97 274
111 NON-ALCOHOLIC BEVERAGES NES	24 543	3 442	1 532	683 NICKEL	5 062	13 044	5 809
112 ALCOHOLIC BEVERAGES	564 082	73 309	32 355	684 ALUMINIUM	785 711	339 270	150 995
121 TOBACCO UNMANUFACTURED, REFUSE	1 078	245	109	685 LEAD	403 331	69 330	30 905
122 TOBACCO WASTE	231 982	464 080	204 275	686 ZINC	231 607	47 424	20 938
211 HIDES, SKINS, UNRESSED	585 170	159 686	71 315	687 TIN	1 314	3 984	1 810
212 FUR SKINS UNRESSED	350	5 737	2 606	689 NON-FER BASE METALS NES	10 116	5 447	2 418
222 SEEDS FOR SOFT FIXED OIL	40 217	6 118	2 591	691 STRUCTURES AND PARTS NES	87 282	57 959	25 812
223 SEEDS FOR OTH FIXED OILS	4 607	594	266	692 METAL TANKS, BOXES, ETC	66 142	34 379	15 355
232 NATURAL RUBBER, CUPS	2 539	686	303	693 WIRE PRODUCTS NON ELECTR	44 107	26 764	11 883
233 RUBBER, SYNTHETIC, RECLAIMED	283 074	76 058	33 999	694 STL, COPPER NAILS, NUTS, ETC	48 287	42 177	18 838
244 CORN RAW AND WASTE	57	94	41	695 TOOLS	68 316	200 120	89 363
245 FUEL WOOD NES, CHARCOAL	1 315	333	149	696 CUTLERY	10 348	39 419	17 719
246 PULPMOOD, CHIPS, WOODWASTE	278 758	5 393	2 364	697 BASE MTL HOUSEHOLD EQUIP	111 217	188 410	84 115
247 OTH WOOD ROUGH, SQUARED	2 673 192	66 662	29 556	699 OTHER METAL MANUFACTURES	192 905	194 684	86 932
248 WOOD SHAPED	826 541	46 067	20 538	700 INDUSTRIAL PLANT, CHAP 84	11 046	9 646	4 114
251 PULP AND WASTE PAPER	1 062 615	40 935	18 325	711 STEAM ENGINES & AUX PLNT	3 551	5 233	2 319
261 SILK	193	507	217	712 STEAM ENGINES, TURBINES	4 904	12 276	5 448
263 COTTON	115 475	31 782	14 057	713 INTRNL COMBUS PISTN ENGN	154 365	355 699	157 944
265 VEG FIBRE, EXCL COTN JUTE	251	84	36	714 ENGINES & MOTORS NES	749	49 287	21 614
266 SYNTHETIC FIBRE TO SPIN	519 904	187 735	83 410	716 ROTATING ELECTRIC PLANT	76 941	142 485	63 469
267 OTHER MAN-MADE FIBRES	143 299	33 723	14 964	718 OTH POWER GENERATG MACHY	4 504	14 356	6 403
268 WOOL (EXC TOPS), ANML HAIR	35 967	32 205	14 404	721 AGRIC MACHY, EXC TRACTORS	83 042	79 075	35 698
269 WASTE OF TEXTILE FABRICS	453 236	44 137	19 741	722 TRACTORS NON-ROAD	80 333	71 053	31 489
271 FERTILIZERS, CRUDE	9 876	95	43	723 CIVIL ENGINEER EQUIP ETC	261 907	186 365	83 074
273 STONE, SAND AND GRAVEL	1 254 084	9 407	4 159	724 TEXTILE, LEATHER MACHNRY	116 773	376 721	167 440
274 SULPHUR ETC	190 597	6 120	2 710	725 PAPER ETC MILL MACHINERY	27 074	68 189	30 149
278 OTHER CRUDE MINERALS	5 973 956	65 106	28 848	726 FRINTG, PKBNDG MACHY, PTS	66 750	202 248	89 977
282 IRON AND STEEL SCRAP	23 994 492	499 226	221 258	727 FOOD MACHY NON-DOMESTIC	9 691	27 451	12 165
287 BASE METAL ORES, CONC NES	172 435	17 926	7 966	728 OTH MACHY FOR SFCL INDUS	147 905	320 052	142 049
288 NONFERR METAL SCRAP NES	524 887	87 805	39 507	736 MACHINE TOOLS FOR METAL	166 432	302 728	135 525
289 PREC METAL ORE, WASTE NES	164	205	88	737 METALWORKING MACHNRY NES	47 436	70 317	31 512
291 CRUDE ANIMAL MTRIALS NES	66 850	21 542	9 613	741 HEATING, COOLING EQUIPMNT	84 486	153 913	68 266
292 CRUDE VEG MATERIALS NES	44 995	50 121	22 787	742 PUMPS FOR LIQUIDS ETC	72 344	261 205	116 069
322 COAL, LIGNITE, PEAT	26 029 442	467 432	208 224	743 PUMPS NES, CENTRIFUGES ETC	79 168	182 775	81 181
323 BRIQUETS, COKE, SEMI-COKE	727 446	20 688	9 235	744 MECHANICAL HANDLING EQU	182 043	210 671	93 828
334 PETROLEUM PRODUCTS, REFIN	322 165	65 321	29 351	745 NONELEC MACHY, TOOLS NES	47 385	172 953	76 952
335 RESIDUAL PETRLM PROD NES	563 653	44 312	19 753	749 NONELEC MACHY, PTS, ACC NES	301 623	713 716	318 228
341 GAS NATURAL AND MANUFACT				751 OFFICE MACHINES	24 067	138 653	62 094
411 ANIMAL GILS AND FATS	9 935	1 212	532	752 AUTOMATIC DATA PROC EQUIP	28 446	475 213	209 930
423 FIXED VEG OILS, SOFT	248 705	31 416	14 157	759 OFFICE & ADP MCH PTS, ACC	13 878	292 951	130 503
424 FIXED VEG OIL NONSOFT	103 060	17 680	7 849	761 TELEVISION RECEIVERS	151 861	486 658	217 699
431 PROCESD ANML VEG OIL, ETC	171 556	29 991	13 302	762 RADIO BROADCAST RECEIVERS	19 065	95 294	42 585
511 HYDROCARBONS NES, DERIVS	988 371	129 151	57 840	763 SOUND RECORDERS, PHONOGRPH	7 257	44 534	19 844
512 ALCOHOLS, PHENOLS, ETC	824 992	163 890	72 942	764 TELECOM EQPT, PTS, ACC NES	37 199	227 872	101 419
513 ORGANIC ACIDS, ETC	1 233 368	259 089	115 525	771 ELECTRIC POWER MACHY NES	41 849	97 044	43 329
514 NITROGEN-FUNCTN COMPOUNDS	358 495	178 299	79 629	772 SWITCHGEAR ETC & PTS NES	75 197	446 206	198 353
515 ORG-INORG COMPOUNDS ETC	319 309	317 751	142 022	773 ELECTRO DISTRIBUTING MACH	38 254	50 944	22 709
516 OTHER ORGANIC CHEMICALS	400 264	102 941	45 911	774 ELECTRO-MEDCL, XRAY EQUIP	4 225	63 718	28 313
522 INORG ELEMTS, OXIDES, ETC	1 012 115	143 122	64 036	775 HOUSEHOLD TYPE EQUIP NES	190 673	234 751	105 117
523 OTHR INORGANIC CHEMICALS	782 344	93 976	41 869	776 TRANSISTORS, VALVES, ETC	53 035	328 714	145 326
524 RADIOACTIVE ETC MATERIAL	62	13 999	6 199	778 ELECTRICAL MACHINERY NES	376 729	450 262	200 902
531 SYNT DYE, NAT INDO, LAKES	101 230	184 930	82 862	781 PASS MOTOR VEH EXC BUSES	2 538 174	412 788	1 518 126
532 DYES NES, TANNING PRODS	171 604	37 074	16 634	782 LORRIES, SPLCL MTR VEH NES	762 728	794 651	352 631
533 PIGMENTS, PAINTS, ETC	376 328	215 977	96 207	783 ROAD MOTOR VEHICLES NES	79 903	117 490	51 961
541 MEDICINAL ETC PRODUCTS	39 390	393 826	176 228	784 MOTOR VEHCL PTS, ACC NES	617 257	832 711	371 081
551 ESSENTL OIL, PERFUMS, ETC	7 584	15 993	7 136	785 MOTOR & OTHER CYCLES ETC	22 967	38 704	17 277
553 PERFUMERY, COSMETICS, ETC	32 333	41 594	18 544	786 VEH NES NONMOTR, TRAILERS	142 867	112 547	51 368
554 SOAPS, CLEANING ETC PREPS	428 569	119 265	53 234	791 RAILWAY VEHICLES	41 618	30 913	13 690
562 FERTILIZERS MANUFACTURED	1 640 417	63 490	28 792	792 AIRCRAFT	3 384	300 391	132 595
572 EXPLOSIVES, PYROTECH PROD	7 183	7 811	3 403	793 SHIPS AND BOATS	76 435	20 270	8 860
582 PROD OF CONDENSATION ETC	1 087 439	425 624	190 058	812 PLUMB, HEATING, LGHTNG EQU	52 998	47 833	21 274
583 PROD OF POLYMERIZING ETC	3 414 199	923 717	367 706	821 FURNITURE	107 491	96 770	43 157
584 CELLULOSE DERIVATIVES ETC	112 677	76 260	33 834	831 TRAVEL GOODS, HANDBAGS	1 993	6 666	2 968
585 PLASTIC MATERIALS NES	41 666	11 921	5 281	842 MENS OUTERWEAR NOT KNIT	3 022	20 708	9 056
591 PESTICIDES, DISINFECTANTS	134 917	93 272	42 888	843 WOMENS OUTERWEAR NONKNIT	1 580	18 381	8 074
592 STARCH, INULIN, GLUTEN, ETC	191 733	50 550	22 501	844 UNDERWEAR NOT KNIT	387	1 582	694
598 MISC CHEMICAL PROD NES	1 582 566	424 036	189 133	845 UNDERWEAR KNIT NONELASTC	2 661	19 014	8 501
611 LEATHER	31 441	33 140	14 700	846 UNDERWEAR KNITTED	3 401	22 559	9 936
612 LEATHER ETC MANUFACTURES	2 711	7 519	3 351	847 TXTL CLTHNG ACCESSRY NES	2 312	14 866	6 516
613 FUR SKINS TANNED, DRESSED	1 837	60 758	27 297	848 HEADGEAR, NONTXTL CLOTHNG	2 845	21 210	9 377
621 MATERIALS OF RUBBER	60 601	42 306	18 832	851 FOOTWEAR	4 629	16 428	7 301
625 RUBBER TYRES, TUBES	311 287	163 659	73 335	871 OPTICAL INSTRUMENTS	1 438	29 868	13 273
628 RUBBER ARTICLES NES	22 713	51 685	23 141	872 MEDICAL INSTRUMENTS NES	10 905	81 416	36 179
633 CORK MANUFACTURES	402	1 117	504	873 METERS & COUNTERS NES	2 452	15 835	7 044
634 VENEERS, PLYWOOD, ETC	911 405	69 371	31 005	874 MEASURING, CONTROLLING INSTR	28 655	343 550	152 307
633 WOOD MANUFACTURES NES	153 140	49 570	21 940	881 PHOTO APPAR & EQUIPT NES	16 626	110 695	49 286
641 PAPER AND PAPERBOARD	1 785 715	366 376	162 360	882 PHOTO, CINEMA SUPPLIES	53 165	144 717	64 126
642 ARTICLES OF PAPER ETC	305 560	127 909	56 763	883 DEVELOPED CINEMA FILM	65	961	429
651 TEXTILE YARN AND THREAD	336 497	357 342	158 959	854 OPTICAL GOODS NES	1 217	41 443	18 506
652 COTTON FABRICS, WOVEN	103 908	147 673	65 916	885 WATCHES AND CLOCKS	12 705	81 023	36 131
653 WOVN MAN-MADE FIB FABRIC	71 689	142 056	63 382	892 PRINTED MATTER	106 930	105 103	46 267
654 OTH WOVEN TEXTILE FABRIC	12 045	40 269	17 334	893 ARTICLES OF PLASTIC NES	179 901	158 968	70 665
655 KNIT ETC FABRICS	17 023	37 389	16 713	894 TOYS, SPORTING GOODS, ETC	38 319	73 004	32 532
656 LACE, RIBBONS, TULLE, ETC	3 744	16 711	7 435	895 OFFICE SUPPLIES NES	15 897	55 673	24 781
657 SPECIAL TEXTILE ETC PROD	107 308	137 435	61 262	896 WORKS OF ART ETC	103	4 286	1 900
658 TEXTILE ARTICLES NES	15 626	27 367	12 727	897 GOLD, SILVER WARE, JEWELRY	232	15 917	7 091
659 FLOOR COVERINGS ETC	53 899	45 442	20 286	898 MUSICAL INSTRUMENTS, PTS	24 907	106 076	47 140
661 CEMENT ETC BUILDING PROD	72 185	6 668	2 973	899 OTHER MANUFACTURED GOODS	15 504	47 308	21 084
662 CLAY, REFRACTORY BLDG PROD	696 247	80 820	35 956	941 ZOO ANIMALS, PETS	160	802	353
663 OTH NONMETAL MINERAL MFS	397 055	130 889	58 193	951 WAR FIREARMS, AMMUNITION	689	3 720	1 416
664 GLASS	712 663	131 142	58 573	961 COIN NONGOLD, NONCURRENT	2	696	307
665 GLASSWARE	167 313	55 088	24 634	971 GOLD, NON MONETARY NES	152	65 814	29 225
666 POTTERY	151 612	156 416	69 448	972 GOLD COIN		166	74
667 PEARL, FRESH, SEMI-P STONE	249	25 361	11 306				
671 PIG IRON ETC	1 308 331	86 615	38 706				
672 IRON, STL PRIMARY FORMS	3 536 727	231 560	103 341				

7 IMPORTS AND EXPORTS (SPECIAL TRADE) BY COUNTRIES OF PRODUCTION AND CONSUMPTION AND BY GROUPS OF THE SITC-REV. II 1981

GROUP DESCRIPTION	DT = 100 KG	1 000 DM	1 000 \$	GROUP DESCRIPTION	DT = 100 KG	1 000 DM	1 000 \$
UNTD KINGDOM				628 RUBBER ARTICLES NES	23 016	42 367	18 872
IMPORTS	227 154 904	27 502 164	12 209 120	633 CORK MANUFACTURES	5 065	4 468	1 990
001 LIVE ANIMALS	19 561	9 024	4 112	634 VENEERS,PLYWOOD,ETC	17 869	5 607	2 488
011 MEAT FRESH,CHILLED,FROZEN	369 499	220 391	97 673	635 WOOD MANUFACTURES NES	19 311	10 089	4 513
014 MEAT PREPD,PRSTD,NES ETC	8 240	5 204	2 292	641 FAFER AND PAPERBOARD	350 154	129 480	57 586
022 MILK AND CREAM	41 118	16 519	7 303	642 ARTICLES OF PAPER ETC	95 987	48 676	21 621
023 BUTTER	2 462	1 854	820	651 TEXTILE YARN AND THREAD	151 071	169 674	75 781
024 CHEESE AND CURD	7 382	5 399	2 382	652 COTTON FABRICS,WOVEN	6 956	18 332	8 188
025 EGGS,BIRDS,FRESH,FRSRVD	30 096	8 818	3 992	653 WOVN MAN-MADE FIB FABRIC	46 942	44 287	19 738
034 FISH FRESH,CHILLED,FROZEN	64 820	13 537	6 019	654 OTH WOVEN TEXTILE FABRIC	21 326	79 352	35 365
035 FISH SALTED,DRIED,SMOKED	3 350	883	398	655 KNIT ETC FABRICS	10 108	24 669	10 989
036 SHELL FISH FRESH,FROZEN	2 347	4 604	2 054	656 LACE,RIBBONS,TULLE,ETC	2 342	9 603	4 247
037 FISH ETC PREPD PRSTD NES	4 674	4 616	2 038	657 SPECIAL TEXTILE ETC PROD	50 185	48 025	21 207
041 WHEAT ETC UNMILLED	1 109 182	54 450	24 176	658 TEXTILE ARTICLES NES	8 508	20 084	8 935
042 RICE	304	86	37	659 FLOOR COVERINGS ETC	29 899	33 710	15 052
043 BARLEY UNMILLED	3 002 558	158 438	71 796	661 CEMENT ETC BUILDING PROD	50 011	7 390	3 219
045 CEREALS NES UNMILLED	1 111	1 016	454	662 CLAY,REFRATORY BLDG PRD	232 554	21 656	9 671
046 WHEAT ETC MEAL OR FLOUR	1 965	195	85	663 OTH NONMETAL MINERAL PFS	115 473	79 520	35 144
048 CEREAL ETC PREPARATIONS	355 436	48 886	21 458	664 GLASS	164 987	45 279	20 064
054 VEG ETC FRSH,SMPLY PRSTD	343 151	47 464	21 903	665 GLASSWARE	67 841	22 492	9 929
056 VEGETABLES ETC PRSTD,PREPD	8 763	2 412	1 056	666 POTTERY	100 883	86 236	38 399
057 FRUIT,NUTS,FRESH,DRIED	13 094	2 202	967	667 PEARL,PREC-,SEMI-P STONE	16	8 132	3 634
058 FRUIT PRESERVED,PREFARED	71 492	27 436	12 073	671 PIE IRGN ETC	151 781	41 024	18 287
061 SUGAR AND HONEY	89 084	5 269	2 325	672 IRON,STL PRIMARY FORMS	555 077	93 106	41 038
062 SUGAR PREFS NON-COCOA	30 134	15 510	6 893	673 IRON AND STEEL SHAPES	1 544 167	128 271	57 176
071 COFFEE AND SUBSTITUTES	4 104	3 939	1 758	674 IRN,STL UNIV,PLATE,SHEET	2 151 887	230 949	103 942
072 COCOA	1 240	900	374	675 IRON,STEEL HOOP,STRIP	89 793	18 322	8 045
073 CHOCOLATE AND PRDCTS	25 425	19 742	8 815	676 RAILWAY RAILS ETC IRN,STL	9 395	642	305
074 TEA AND MATE	2 618	2 690	1 199	677 IRN,STL WIRE EXCL W ROD	23 665	7 405	3 277
075 SPICES	6 341	2 287	1 010	678 IRON,STL TUBES,PIPES,ETC	156 216	62 487	27 501
081 FEEDING STUFF FOR ANMLs	141 988	36 110	16 091	679 IRN,STL CASTINGS UNWORKE	24 473	5 200	2 313
091 MARGARINE AND SHORTENING	479	136	61	681 SILVER,FLATINUM,ETC	430	160 522	70 643
098 EDIBLE PRDCTS,PREFS NES	59 064	27 504	12 098	682 COPPER EXC CEMENT COPPER	236 146	112 264	50 121
111 NON-ALCOHL BEVERAGES NES	4 400	302	132	683 NICKEL	65 435	116 593	52 104
112 ALCOHOLIC BEVERAGES	200 054	119 067	53 855	684 ALUMINIUM	674 481	250 469	111 133
121 TOBACCO UNMNFCTRD,REFUSE	293	152	69	685 LEAD	326 064	70 320	30 988
122 TOBACCO WFRS	3 523	9 017	3 988	686 ZINC	27 736	4 585	2 028
211 HIDES,SKINS,UNDRESSED	66 178	17 727	7 906	687 TIN	5 025	14 383	6 365
212 FUR SKINS UNRESSED	926	28 659	12 649	689 NON-FER BASE METALS NES	8 334	18 762	8 363
222 SEEDS FOR SOFT/FIXED OIL	4 191	636	267	691 STRUCTURES AND PARTS NES	68 740	36 756	16 220
223 SEEDS FOR OTH FIXED OILS	5 653	643	289	692 METAL TANKS,BOXES,ETC	42 854	26 565	11 817
232 NATURAL RUBBER,GUMS	2 471	793	346	693 WIRE PRODUCTS NON ELECTR	4 415	2 570	1 146
233 RUBBER,SYNTHETIC,RECLAIMD	195 803	56 050	24 813	694 STL,LOPPR NAILS,NUTS,ETC	26 524	34 409	15 221
246 PULPWOOD,CHIPS,WOODWASTE	12 237	120	53	695 TOOLS	17 693	70 955	31 602
247 OTH WOOD ROUGH,SQUARED	96 527	2 842	1 236	696 CUTLERY	4 029	13 326	5 962
248 WOOD SHAPED	3 471	513	229	697 EASE MTL HOUSEHOLD EQUIP	21 348	22 762	10 069
251 PULP AND WASTE PAPER	268 931	12 398	5 465	699 OTHER METAL MANUFACTURES	126 799	164 502	73 177
261 SILK	48	155	70	711 STEAM BOILERS & AUX PLNT	941	1 271	560
263 COTTON	13 358	3 614	1 614	712 STEAM ENGINES,TURBINES	906	3 125	1 381
265 VEG FIBRE,EXCL COTN JUTE	233	110	51	713 INTRNL COMBUS PISTN ENGN	384 298	588 845	261 605
266 SYNTHETIC FIBRE TO SPIN	89 646	32 708	14 576	714 ENGINES & MOTORS NES	8 795	436 928	192 349
267 OTHER MAN-MADE FIBRES	69 138	21 335	9 408	716 ROTATING ELECTRIC PLANT	43 676	51 027	22 525
268 WOOL(EXC TOPS),ANML HAIR	21 576	23 440	10 484	718 OTH POWER GENERATG MACHY	2 386	11 230	4 920
269 WASTE OF TEXTILE FABRICS	3 234	553	251	721 AGRIC MACHY,EXC TRACTORS	25 600	31 703	14 174
273 STONE,SAND AND GRAVEL	1 227 553	3 912	1 697	722 TRACTORS NON-ROAD	8 969	7 775	3 494
277 NATURAL ABRASIVES NES	50	2 503	1 097	723 CIVIL ENGINEER EQUIP ETC	93 762	95 149	42 668
278 OTHER CRUDE MINERALS	6 937 017	133 455	59 221	724 TEXTILE,LEATHER MACHNRY	26 204	74 013	33 071
282 IRON AND STEEL SCRAP	1 749 359	51 980	23 093	725 PAPER ETC MILL MACHINERY	5 914	21 979	9 745
287 BASE METAL ORES,CONC NES	109 327	79 650	35 129	726 PRINTG,BKBDNG MACHY,PTS	9 708	33 337	14 791
288 NONFER METAL SCRAP NES	803 502	208 756	92 249	727 FOOD MACHRY NON-DOMESTIC	1 853	5 593	2 511
289 PREC METAL ORE,WASTE NES	30	2 572	1 203	728 OTH MACHY FOR SPCL INDUS	43 249	133 908	59 518
291 CRUDE ANIMAL MTRIALS NES	6 383	7 111	3 153	736 MACHINE TOOLS FOR METAL	46 844	117 396	52 318
292 CRUDE VEG MATERIALS NES	24 085	7 695	3 411	737 METALWORKING MACHNRY NES	26 330	20 188	8 960
322 COAL,LIGNITE,PEAT	16 537 125	290 542	129 271	741 HEATING,COOLING EQUIPMNT	39 234	75 501	33 452
323 BRIQUETS,COKE,SEMI-COKE	2 290 454	41 323	18 265	742 PUMPS FOR LIQUIDS ETC	22 922	65 238	28 965
333 CRUDE PETROLEUM	159 863 934	10 088 893	4 481 611	743 PUMPS NES,CENTRIFUGES ETC	45 594	127 201	56 287
334 PETROLEUM PRODUCTS,REFIN	8 324 145	618 041	274 596	744 MECHANICAL HANDLING EQU	50 300	55 974	25 067
335 RESIDUAL PETRLM PROD NES	709 910	88 326	38 957	745 NONELEC MACHY,TOOLS NES	14 630	74 342	32 912
341 GAS NATURAL AND MANUFCTD				749 NONELEC MACH PTS,ACC NES	144 509	281 350	124 953
411 ANIMAL OILS AND FATS	52 483	6 803	3 043	751 OFFICE MACHINES	16 208	143 970	63 736
423 FIXED VEG OILS,SOFT	54 832	5 892	2 756	752 AUTOMATIC DATA PROC EQUIP	32 862	574 555	254 028
424 FIXED VEG OIL NONSOFT	10 570	1 634	740	759 OFFICE & ADP MCH PTS,ACC	15 142	214 404	95 177
431 PROCESD ANML VEG OIL,ETC	66 190	8 236	3 668	761 TELEVISION RECEIVERS	20 549	50 380	22 510
511 HYDROCARBONS NES,DERIVS	1 675 638	219 723	97 009	762 RADIO BROADCAST RECEIVRS	570	2 358	1 058
512 ALCOHOLS,PHENOLS,ETC	2 251 633	137 063	60 741	763 SOUND RECORDRS,PHONOGRPH	3 442	20 957	9 227
513 ORGANIC ACIDS,ETC	399 430	89 395	39 518	764 TELECOM EQPT,PTS,ACC NES	20 751	147 123	65 408
514 NITROGEN-FUNCTN COMPOUNDS	266 957	519 469	224 357	771 ELECTRIC POWER MACHY NES	5 604	20 670	9 214
515 ORG-INORG COMPOUNDS ETC	53 851	83 635	37 061	772 SWITCHGEAR ETC & PTS NES	13 927	125 099	55 503
516 OTHER ORGANIC CHEMICALS	86 662	33 907	15 081	773 ELECTR DISTRIBUTING MACH	13 592	58 312	25 893
522 INORG ELEMNTS,OXIDES,ETC	118 849	40 421	17 915	774 ELECTRO-MECL,XRAY EQUIP	879	20 927	9 261
523 OTHR INORGANIC CHEMICALS	253 478	30 962	13 824	775 HOUSEHOLD TYPE EQUIP NES	28 460	50 480	22 650
524 RADIOACTIVE ETC MATERIAL	3 376	84 612	36 765	776 TRANSISTORS,VALVES,ETC	23 324	202 959	90 552
531 SYNT DYE,NAT INDGO,LAKES	34 562	62 132	28 007	778 ELECTRICAL MACHINERY NES	83 478	198 465	88 215
532 DYES NES,TANNING PRDPS	3 188	683	309	781 PASS MOTOR VEH EXC BUSES	125 996	152 017	68 962
533 PIGMENTS,PAINTS,ETC	108 467	61 159	27 080	782 LORRIES,SPCL MTR VEH NES	78 162	84 482	37 378
541 MEDICINAL ETC PRODUCTS	40 684	220 180	98 115	783 ROAD MOTOR VEHICLES NES	754	302	130
551 ESSENTL OIL,PERFUME,ETC	8 437	25 749	11 454	784 MOTOR VEHCL PTS,ACC NES	672 347	666 459	297 157
553 PERFUMERY,COSMETICS,ETC	63 147	92 259	41 007	785 MOTOR & OTHER CYCLES ETC	4 960	12 340	5 514
554 SOAPS,CLEANING ETC PREFS	39 744	30 145	13 350	786 VEH NES NONMOTR,TRAILERS	24 939	10 330	4 560
562 FERTILIZERS MANUFACTURED	675 458	26 682	12 195	791 RAILWAY VEHICLES	3 167	5 569	2 470
572 EXPLOSIVES,PYROTECH PROD	145	614	271	792 AIRCRAFT	26 402	1 713 429	759 471
582 PROD OF CONDENSATION ETC	152 671	84 836	37 735	793 SHIPS AND BOATS	201 811	24 737	10 825
583 PROD OF POLYMERIZING ETC	379 363	226 301	100 097	812 FLUMBG,HEATING,LGHTNG EQU	51 401	23 935	10 580
584 CELLULOSE DERIVATIVES ETC	29 444	16 064	7 177	821 FURNITURE	72 172	103 668	46 308
585 PLASTIC MATERIALS NES	7 270	8 889	3 970	831 TRAVEL GOODS,HANDBAGS	2 187	7 377	3 336
591 PESTICIDES,DISINFECTANTS	58 359	60 851	27 480	842 MENS OUTERWEAR NOT KNIT	6 148	32 002	14 466
592 STARCH,INULIN,GLUTEN,ETC	9 907	7 793	3 464	843 WOMENS OUTERWEAR NONKNIT	6 101	67 483	30 258
596 MISC CHEMICAL PRDPS NES	401 221	133 265	59 157	844 UNDERWEAR NOT KNIT	557	3 705	1 665
611 LEATHER	6 690	23 324	10 332	845 OUTERWEAR KNIT NONELASTC	12 599	142 064	62 495
612 LEATHER ETC MANUFACTURES	2 812	6 602	2 971	846 UNDERWEAR KNITTED	2 847	25 284	11 332
613 FUR SKINS TANNED,DRESSED	2 651	39 647	17 566	847 TYTL CLTHNG ACCESSRY NES	1 785	9 217	4 094
621 MATERIALS OF RUBBER	52 227	50 038	22 282	848 HEADGEAR,NONTXTL CLOTHNG	4 159	28 260	12 613
623 RUBBER TYRES,TUFFS	234 182	175 101	77 661	851 FOOTWEAR	4 032	20 259	8 923
				871 OPTICAL INSTRUMENTS	1 108	14 161	6 299
				872 MEDICAL INSTRUMENTS NES	4 449	40 424	17 855



## 7 IMPORTS AND EXPORTS (SPECIAL TRADE) BY COUNTRIES OF PRODUCTION AND CONSUMPTION AND BY GROUPS OF THE SITC-REV. II 1981

GROUP DESCRIPTION	DT = 100 KG	1 000 DM	1 000 \$	GROUP DESCRIPTION	DT = 100 KG	1 000 DM	1 000 \$
873 METERS & COUNTERS NES	3 939	46 838	20 760	532 DYES NES, TANNING PRODS	12 342	2 774	1 240
874 MEASURING, CONTROLLING INSTR	20 814	409 126	181 285	533 PIGMENTS, PAINTS, ETC	221 648	112 412	49 458
881 PHOTO APPAR & EQUIPT NES	3 134	37 305	16 646	541 MEDICINAL ETC PRODUCTS	37 418	257 088	113 707
882 PHOTO, CINEMA SUPPLIES	51 805	180 535	79 902	551 ESSENTIAL OIL, PERFUME, ETC	3 669	5 754	2 559
883 DEVELOPED CINEMA FILM	1 158	16 337	7 328	553 PERFUMERY, COSMETICS, ETC	31 036	45 185	19 960
884 OPTICAL GOODS NES	1 348	20 695	9 179	554 SCAPS, CLEANING ETC PREPS	241 610	63 739	28 104
885 WATCHES AND CLOCKS	641	13 877	6 156	562 FERTILIZERS MANUFACTURED	1 012 691	25 472	11 423
892 PRINTED MATTER	59 848	91 938	41 163	572 EXPLOSIVES, PYROTECH PROD	8 222	7 239	3 206
893 ARTICLES OF PLASTIC NES	145 079	141 579	62 885	582 PROD OF CONDENSATION ETC	548 008	279 045	123 654
894 TOYS, SPORTING GOODS, ETC	52 273	100 510	44 578	583 PROD OF POLYMERIZING ETC	1 657 677	515 800	228 458
895 OFFICE SUPPLIES NES	5 769	20 592	9 075	584 CELLULOSE DERIVATIVES ETC	41 952	29 427	13 012
896 WORKS OF ART ETC	18 577	126 342	56 577	585 PLASTIC MATERIALS NES	14 016	15 001	6 658
897 GOLD, SILVER WARE, JEWELRY	429	28 157	12 523	591 PESTICIDES, DISINFECTANTS	79 978	98 757	44 097
898 MUSICAL INSTRUMENTS, PTS	23 904	92 305	41 038	592 STARCH, INULIN, GLUTEN, ETC	127 121	30 068	13 340
899 OTHER MANUFACTURED GOODS	50 314	34 834	15 448	598 MISC CHEMICAL PRODS NES	1 075 557	259 804	115 355
941 ZOO ANIMALS, PETS	4 060	4 190	1 827	611 LEATHER	7 752	13 653	6 057
951 WAR FIREARMS, AMMUNITION	489	694	315	612 LEATHER ETC MANUFACTURES	2 529	4 989	2 228
961 COIN NONGOLD, NONCURRENT	84	9 087	3 956	613 FUR SKINS TANNED, DRESSED	1 109	50 221	21 830
971 GOLD, NON MONETARY NES	135	84 682	37 758	621 MATERIALS OF RUBBER	38 862	32 927	14 539
972 GOLD COIN		11 783	5 276	625 RUBBER TYRES, TUBES	209 577	148 473	65 679
EXPORTS	51 135 689	26 162 907	11 576 460	628 RUBBER ARTICLES NES	28 136	47 578	21 129
001 LIVE ANIMALS	692	2 413	1 084	633 CORK MANUFACTURES	721	1 399	621
011 MEAT FRESH, CHILLD, FROZEN	193 522	105 502	47 298	634 VENEERS, PLYWOOD, ETC	766 437	92 591	41 073
012 MEAT DRIED, SALTED, SMOKED	26 409	16 618	7 226	635 WOOD MANUFACTURES NES	36 434	15 401	6 831
014 MEAT PREPD, PRSVD, NES ETC	63 539	41 390	18 268	641 PAPER AND PAPERBOARD	2 125 634	440 292	194 636
022 MILK AND CREAM	4 486	1 048	466	642 ARTICLES OF PAPER ETC	301 184	136 444	60 068
023 BUTTER	109 704	75 077	32 451	651 TEXTILE YARN AND THREAD	519 145	380 554	168 578
024 CHEESE AND CURD	163 017	101 925	45 259	652 COTTON FABRICS, WOVEN	48 338	122 779	53 776
025 EGGS, BIRDS, FRESH, PRSVD	3 817	4 485	1 986	653 WOVN MAN-MADE FIB FABRIC	115 822	255 966	113 043
034 FISH FRESH, CHILLED, FROZN	56 417	23 485	10 331	654 CTH WOVEN TEXTILE FABRIC	8 762	21 473	9 499
036 SHELL FISH FRESH, FROZEN	843	632	288	655 KNIT ETC FABRICS	23 919	49 923	22 223
037 FISH ETC PREPD PRSVD NES	1 997	1 970	861	656 LACE, RIBBONS, TULLE, ETC	4 413	15 098	6 679
041 WHEAT ETC UNMILLED	25 586	1 338	579	657 SPECIAL TEXTILE ETC PROD	72 980	90 858	40 345
042 RICE	24 160	4 297	1 904	658 TEXTILE ARTICLES NES	9 753	18 461	8 210
044 MAIZE UNMILLED	26 230	1 653	663	659 FLOOR COVERINGS ETC	45 914	33 449	14 860
045 CEREALS NES UNMILLED	52 027	2 657	1 182	661 CEMENT ETC BUILDING PROD	237 739	4 034	1 738
047 OTHER CEREAL MEALS, FLOUR			663	662 CLAY, REFRACTORY BLDG PRD	260 132	33 587	14 849
049 CEREAL ETC PREPARATIONS	105 117	49 307	21 839	663 OTH NONMETAL MINERAL MFS	204 167	99 439	44 040
054 VEG ETC FRSH, SMPLY PRSVD	123 050	24 606	11 061	664 GLASS	343 121	92 329	40 831
056 VEGETABLES ETC PRSVD, PREPD	26 258	10 070	4 439	665 GLASSWARE	113 040	40 685	17 933
057 FRUIT, NUTS, FRESH, DRIED	63 984	14 421	6 305	666 POTTERY	28 743	23 796	10 546
058 FRUIT PRESERVED, PREPARED	248 208	34 252	15 103	667 PEARL, PREC-, SEMI-P STONE	18	43 588	19 267
061 SUGAR AND HONEY	68 626	15 006	6 482	671 PIG IRON ETC	488 612	38 951	17 173
062 SUGAR PREPS NON-COCOA	12 138	5 521	2 422	672 IRON, STL PRIMARY FORMS	3 214 777	292 056	128 333
071 COFFEE AND SUBSTITUTES	63 413	109 434	48 402	673 IRON AND STEEL SHAPES	1 159 616	142 684	62 802
072 COCOA	55 733	67 679	29 838	674 IRN, STL UNIV, PLATE, SHEET	2 970 092	377 407	166 460
073 CHOCOLATE AND PRODUCTS	36 992	21 531	9 498	675 IRON, STEEL HOOP, STRIP	715 718	116 942	51 881
074 TEA AND MATE	1 040	534	235	676 RAILWAY RAILS ETC IRN, STL	16 622	2 450	1 081
075 SPICES	4 722	3 303	1 480	677 IRN, STL WIRE EXCL W ROD	130 205	23 367	10 380
081 FEEDING STUFF FOR ANIMALS	320 512	29 012	12 916	678 IRON, STL TUBES, PIPES, ETC	1 174 628	245 502	111 241
091 MARGARINE AND SHORTENING	347 253	44 080	19 473	679 IRN, STL CASTINGS UNWORKE	94 490	29 298	12 998
098 EDIBLE PRODUCTS, PREPS NES	99 261	26 536	11 704	681 SILVER, PLATINUM, ETC	617	43 590	20 141
111 NON-ALCOHOL BEVERAGES NES	93 449	13 735	5 790	682 COPPER EXC CEMENT COPPER	561 157	323 993	143 284
112 ALCOHOLIC BEVERAGES	1 335 857	296 751	130 771	683 NICKEL	20 886	43 447	19 122
121 TOBACCO UNMNFCTD, REFUSE	802	386	158	684 ALUMINIUM	537 857	290 415	127 995
122 TOBACCO MFRS	6 082	20 240	9 007	685 LEAD	7 525	4 708	2 104
211 HIDES, SKINS, UNRESSED	18 771	2 193	980	686 ZINC	39 172	8 587	3 733
212 FUR SKINS UNRESSED	15	486	215	687 TIN	3 644	7 566	3 269
222 SEEDS FOR "SOFT" FIXED OIL	346 609	39 269	18 533	689 NON-FER BASE METALS NES	9 694	18 178	8 029
223 SEEDS FOR OTH FIXED OILS	278	106	47	691 STRUCTURES AND PARTS NES	139 649	105 873	46 676
232 NATURAL RUBBER, GUMS	512	143	66	692 METAL TANKS, BOXES, ETC	26 863	25 601	11 262
233 RUBBER, SYNTHETIC, RECLAIMD	94 939	32 627	14 530	693 WIRE PRODUCTS NON ELECTR	71 488	40 033	17 737
245 FUEL WOOD NES, CHARCOAL	1 335	266	117	694 STL, COPPR NAILS, NUTS, ETC	108 736	59 824	26 454
246 PULPWOOD, CHIPS, WOODWASTE	2 341	107	51	695 TOOLS	45 630	128 146	56 736
247 OTH WOOD ROUGH, SQUARED	22 904	1 583	700	696 CUTLERY	12 294	44 048	19 598
248 WOOD SHAPED	298 751	24 313	10 689	697 BASE MTL HOUSEHOLD EQUIP	39 236	43 683	19 310
251 PULP AND WASTE PAPER	58 199	3 376	1 503	699 OTHER METAL MANUFACTURES	248 659	241 798	107 261
261 SILK	91	114	49	700 INDUSTRIAL PLANT, CHAP 84	1 666	2 729	1 187
263 COTTON	33 168	4 390	1 934	703 INDUSTRIAL PLANT, CHAP 85	753	5 370	2 382
266 SYNTHETIC FIBRE TO SPIN	156 491	62 566	27 777	711 STEAM BOILERS & AUX PLNT	2 111	2 938	1 274
267 OTHER MAN-MADE FIBRES	41 018	15 568	6 961	712 STEAM ENGINES, TURBINES	3 283	19 518	8 522
268 WOOL (EXC TOPS), ANML HAIR	3 415	1 765	780	713 INTRNL COMPUS FISTN ENGN	408 036	307 114	135 646
269 WASTE OF TEXTILE FABRICS	7 624	2 376	1 062	714 ENGINES & MOTORS NES	1 867	126 432	56 333
271 FERTILIZERS, CRUDE	155 362	1 148	507	716 ROTATING ELECTRIC PLANT	48 003	98 122	43 419
273 STONE, SAND AND GRAVEL	61 064	1 545	682	718 OTH POWER GENERATG MACHY	2 230	9 380	4 141
274 SULPHUR ETC	34 619	1 186	494	721 AGRIC MACHY, EXC TRACTORS	150 793	139 508	62 060
277 NATURAL ABRASIVES NES	1 174	542	236	722 TRACTORS NON-ROAD	106 215	102 665	45 123
278 OTHER CRUDE MINERALS	474 225	11 537	5 106	723 CIVIL ENGINEER EQUIP ETC	171 572	180 167	80 190
282 IRON AND STEEL SCRAP	13 091	3 005	1 299	724 TEXTILE, LEATHER MACHNRY	67 964	204 985	90 734
287 BASE METAL GRES, CONC NES	62 139	17 323	7 678	725 PAPER ETC MILL MACHINERY	30 870	90 666	40 325
286 NONFERR METAL SCRAP NES	74 898	19 878	8 857	726 PRINTG, BKBINDG MACHY, PTS	66 095	229 340	101 669
289 FERR METAL ORE, WASTE NES	1 341	447	187	727 FOOD MACHRY NON-DOMESTIC	12 433	45 568	20 114
291 CRUDE ANIMAL MTRIALS NES	18 290	9 321	4 158	728 OTH MACHY FOR SFCL INDUS	155 194	405 651	178 662
292 CRUDE VEG MATERIALS NES	14 640	15 191	6 786	736 MACHINE TOOLS FOR METAL	123 014	364 700	162 165
322 COAL, LIGNITE, PEAT	1 147 003	36 673	16 184	737 METALWORKING MACHNRY NES	44 440	72 115	31 933
323 BRIQUETS, COKE, SEMI-COKE	1 237 520	42 943	18 954	741 HEATING, COOLING EQUIPMNT	80 695	147 536	65 695
334 PETROLEUM PRODUCTS, REFIN	5 472 684	296 384	128 734	742 PUMPS FOR LIQUIDS ETC	30 890	111 596	49 543
335 RESIDUAL PETRLM PROD NES	188 130	12 692	5 496	743 PUMPS NES, CENTRIFUGES ETC	98 877	188 078	83 211
341 GAS NATURAL AND MANUFCTD				744 MECHANICAL HANDLING EQU	175 872	232 739	102 783
411 ANIMAL OILS AND FATS	70 896	9 157	4 057	745 NONELEC MACHY, TOOLS NES	65 058	271 470	120 306
423 FIXED VEG OILS, SOFT	41 178	5 625	2 388	749 NONELEC MACH PTS, ACC NES	247 483	472 890	209 485
424 FIXED VEG OIL NONSOFT	39 496	7 331	3 221	751 OFFICE MACHINES	28 999	166 700	73 949
431 PROCESD ANML VEG OIL, ETC	204 059	26 655	11 754	752 AUTOMATIC DATA PROC EQUIP	25 712	383 428	170 759
511 HYDROCARBONS NES, DERIVS	1 140 183	138 867	61 486	759 OFFICE & ADP MCH PTS, ACC	13 866	354 620	157 482
512 ALCOHOLS, PHENOLS, ETC	595 205	125 000	55 528	761 TELEVISION RECEIVERS	27 788	93 670	41 398
513 ORGANIC ACIDS, ETC	746 602	181 631	80 584	762 RADIO BROADCAST RECEIVRS	12 883	57 041	25 362
514 NITROGEN-FUNCTN COMPOUNDS	193 148	278 969	118 955	763 SOUND RECORDRS, PHONOGRPH	8 229	56 852	25 084
515 ORG-INORG COMPOUNDS ETC	94 329	118 493	52 873	764 TELECOM EQPT, PTS, ACC NES	35 803	226 340	100 045
516 OTHER ORGANIC CHEMICALS	337 475	68 913	30 608	771 ELECTRIC POWER MACHY NES	32 606	76 690	34 553
522 INORG ELEMENTS, OXIDES, ETC	1 566 183	126 218	55 680	772 SWITCHGEAR ETC & PTS NES	53 347	350 677	154 996
523 OTHR INORGANIC CHEMICALS	646 539	95 597	42 505	773 ELECTR DISTRIBUTING MACH	47 664	68 927	30 640
524 RADIOACTIVE ETC MATERIAL	4 549	69 261	31 653	774 ELECTRO-MEDCL, XRAY EQUIP	4 403	65 157	29 187
531 SYNT DYE, NAT INDO, LAKES	64 653	124 644	55 299	775 HOUSEHOLD TYPE EQUIP NES	171 561	265 258	116 702
				776 TRANSISTORS, VALVES, ETC	46 202	197 297	87 484
				778 ELECTRICAL MACHINERY NES	174 395	292 243	129 070

## 7 IMPORTS AND EXPORTS (SPECIAL TRADE) BY COUNTRIES OF PRODUCTION AND CONSUMPTION AND BY GROUPS OF THE SITC-REV. II 1981

GROUP DESCRIPTION	DT = 100 KG	1 000 DM	1 000 \$	GROUP DESCRIPTION	DT = 100 KG	1 000 DM	1 000 \$
781 PASS MOTOR VEH EXC BUSES	2 511 730	3 856 474	1 706 161	592 STARCH,INULIN,GLUTEN,ETC	2 522	6 641	2 949
782 LORRIES,SFCL MTR VEH NES	176 414	189 719	83 703	598 MISC CHEMICAL PRODS NES	4 382	13 159	5 826
783 ROAD MOTOR VEHICLES NES	30 466	43 194	19 170	611 LEATHER	3 724	3 970	1 760
784 MOTOR VEHCL PTS,ACC NES	1 341 973	1 000 427	443 038	612 LEATHER ETC MANUFACTURES	137	917	410
785 MOTOR & OTHER CYCLES ETC	50 401	64 406	26 538	621 MATERIALS OF RUBBER	3 851	3 653	1 615
786 VEH NES NONMOTR,TRAILERS	55 223	35 420	15 680	625 RUBBER TYRES,TUBES	17 385	10 567	4 776
791 RAILWAY VEHICLES	15 686	34 858	15 412	628 RUBBER ARTICLES NES	6 878	7 541	3 357
792 AIRCRAFT	9 375	865 452	384 596	634 VENEERS,PLYWOOD,ETC	695	755	323
793 SHIPS AND BOATS	108 561	60 315	27 315	635 WOOD MANUFACTURES NES	5 013	3 177	1 409
801 INDUSTRIAL PLANT,CHAP 90	28	125	53	641 PAPER AND PAPERBOARD	28 276	15 058	6 662
812 PLUMBG,HEATING,LIGHTNG EQU	59 062	54 738	24 160	642 ARTICLES OF PAPER ETC	3 063	2 693	1 184
821 FURNITURE	588 255	360 397	159 424	651 TEXTILE YARN AND THREAD	5 302	9 159	4 063
831 TRAVEL GOODS,HANDBAGS	4 997	14 876	6 565	652 COTTON FABRICS,WOVEN	7 776	8 002	3 516
842 MENS OUTERWEAR NOT KNIT	13 912	86 311	38 296	653 WOVN MAN-MADE FIB FABRIC	16 961	25 855	11 525
843 WOMENS OUTERWEAR NONKNIT	12 664	122 302	53 699	654 OTH WOVEN TEXTILE FABRIC	367	1 350	579
844 UNDERWEAR NOT KNIT	1 506	8 993	3 977	655 KNIT ETC FABRICS	163	475	217
845 UNDERWEAR KNIT NONELASTC	3 649	39 317	17 410	656 LACE,RIBBONS,TULLE,ETC	1 648	3 860	1 733
846 UNDERWEAR KNITTED	2 608	12 934	5 696	657 SPECIAL TEXTILE ETC PROD	10 849	8 019	3 516
847 TXTL CLTHNG ACCESSRYS NES	1 753	7 613	3 360	658 TEXTILE ARTICLES NES	2 971	6 342	2 787
848 HEADGEAR,NONTXTL CLOTHNG	1 478	14 047	6 161	659 FLOOR COVERINGS ETC	595	897	405
851 FOOTWEAR	12 873	27 272	12 032	662 CLAY,REFRACTORY BLDG PRD	145 897	12 460	5 544
871 OPTICAL INSTRUMENTS	867	27 279	12 080	663 OTH NONMETAL MINERAL NFS	10 937	9 089	4 023
872 MEDICAL INSTRUMENTS NES	3 461	43 146	19 128	664 GLASS	7 069	6 254	2 750
873 METERS & COUNTERS NES	2 587	23 852	10 534	665 GLASSWARE	255	710	311
874 MEASURING,CONTROLLNG INSTR	26 487	340 426	150 719	666 POTTERY	5 305	4 173	1 840
881 PHOTO APPAR & EQUIPT NES	20 030	151 902	67 445	667 PEARL,PREC-,SEMI-P STONE		81	35
882 PHOTO,CINEMA SUPPLIES	71 233	200 262	88 494	673 IRON AND STEEL SHAPES	36 261	2 887	1 282
883 DEVELOPED CINEMA FILM	46	1 057	467 674	674 IRN,STL UNIV,PLATE,SHEET	2 385	469	203
884 OPTICAL GOODS NES	896	43 571	19 227	677 IRN,STL WIRE EXCL W ROD	827	423	184
885 WATCHES AND CLOCKS	15 812	103 029	45 650	678 IRON,STL TUBES,PIPES,ETC	12 810	5 133	2 255
892 PRINTED MATTER	328 793	186 589	82 240	681 SILVER,PLATINUM,ETC	12	795	352
893 ARTICLES OF PLASTIC NES	241 977	221 780	97 952	682 COPPER EXC CEMENT COPPER	702	587	255
894 TOYS,SPORTING GOODS,ETC	77 270	100 505	44 416	683 NICKEL	545	2 307	1 044
895 OFFICE SUPPLIES NES	13 985	55 061	24 165	684 ALUMINIUM	5 256	4 097	1 798
896 WORKS OF ART ETC	675	74 989	33 281	689 NON-FER BASE METALS NES	58	1 896	832
897 GOLD,SILVER WARE,JEWELRY	423	116 981	51 597	691 STRUCTURES AND PARTS NES	3 518	3 365	1 474
898 MUSICAL INSTRUMENTS,PTS	27 076	105 146	46 629	692 METAL TANKS,BOXES,ETC	1 055	1 059	469
899 OTHER MANUFACTURED GOODS	20 386	59 100	26 170	693 WIRE PRODUCTS NON ELECTR	676	633	282
941 ZOO ANIMALS,PETS	26	77	34	694 STL,COPPR NAILS,NUTS,ETC	7 447	6 148	2 776
951 WAR FIREARMS,AMMUNITION	1 065	8 193	3 649	695 TOOLS	7 389	15 458	6 803
961 COIN NONGOLD,NONCURRENT	6	574	252	697 BASE MTL HOUSEHOLD EQUIP	336	726	320
971 GOLD,NON MONETARY NES	119	268 257	121 887	699 OTHER METAL MANUFACTURES	45 641	37 399	16 868
972 GOLD COIN	59	193 309	81 202	713 INTRNL COMBUS PISTN ENGN	1 812	7 509	3 320
				716 ROTATING ELECTRIC PLANT	8 037	16 216	7 210
IRISH REP				721 AGRIC MACHY,EXC TRACTORS	501	496	216
IMPORTS	2 604 994	1 724 845	765 672	723 CIVIL ENGINEERG EQUIP ETC	2 093	857	379
001 LIVE ANIMALS	335	392	173	724 TEXTILE,LEATHER MACHNRY	849	1 088	498
011 MEAT FRESH,CHILLD,FROZEN	151 336	119 815	53 204	725 PAPER ETC MILL MACHINERY	25	207	91
014 MEAT PREPD,PRSDV,NES ETC	9 209	6 972	3 113	726 PRINTG,BKBDNG MACHY,PTS	238	513	229
022 MILK AND CREAM	28 484	8 814	3 868	727 FOOD MACHRY NON-DOMESTIC	85	195	89
023 BUTTER	56 263	44 977	19 885	728 OTH MACHY FOR SPCL INDUS	1 337	2 210	983
024 CHEESE AND CURD	17 078	9 670	3 868	736 MACHINE TOOLS FOR METAL	1 502	3 356	1 501
034 FISH FRESH,CHILLED,FROZN	55 357	8 658	4 163	737 METALWORKING MACHNRY NES	473	831	363
035 FISH SALTED,DRIED,SMOKED	22 170	5 680	3 924	741 HEATING,COOLING EQUIPMNT	4 771	11 072	4 878
036 SHELL FISH FRESH,FROZEN	448	1 089	2 546	742 PUMPS FOR LIQUIDS ETC	14 996	23 194	10 238
037 FISH ETC PREPD PRSDV NES	8 935	3 214	4 472	743 PUMPS NES,CENTRIFUGES ETC	1 028	6 205	2 710
048 CEREAL ETC PREPARATIONS	207	87	1 436	744 MECHANICAL HANDLING EQU	4 289	7 330	3 216
054 VEG ETC FRSH,SMPLY PRSDV	665	549	745	745 NONELEC MACHY,TOOLS NES	13 673	12 188	5 406
056 VEGETABLES ETC PRSDV,PREPD	1 280	1 738	770	749 NONELEC MACH PTS,ACC NES	7 380	7 926	3 489
058 FRUIT PRESERVED,PREFARED	687	220	101	751 OFFICE MACHINES	287	3 399	1 483
061 SUGAR AND HONEY	2 513	354	160	752 AUTOMATIC DATA PROC EQUIP	8 282	143 454	64 277
062 SUGAR PREPS NON-COCOA	15 035	12 334	5 485	759 OFFICE & ADP MCH PTS,ACC	4 036	146 290	64 376
081 FEEDING STUFF FOR ANMLs	3 987	530	226	762 RADIO BROADCAST RECEVRS	366	1 712	748
098 EDIBLE PRODUCTS,PREPS NES	9 243	25 056	11 065	765 SOUND RECORDRS,PHONOGRPH	209	1 158	483
112 ALCOHOLIC BEVERAGES	47 708	25 340	226 764	766 TELECOM EQPT,PTS,ACC NES	724	11 404	4 996
122 TOEACCO NFS	7 229	16 667	11 065	771 ELECTRIC POWER MACHY NES	1 523	3 954	1 735
211 HIDES,SKINS,UNDRESSED	12 566	2 617	11 291	772 SWITCHGEAR ETC & PTS NES	1 787	18 941	8 328
212 FUR SKINS UNDRESSED	21	557	7 360	773 ELECTR DISTRIBUTING MACH	9 625	21 298	9 340
232 NATURAL RUBBER,GUMS	1 400	309	1 186	774 ELECTRO-MEDCL,XRAY EQUIP	137	315	150
233 RUBBER,SYNTHETIC,RECLAIMD	1 082	170	259	775 HOUSEHOLD TYPE EQUIP NES	36 825	86 918	38 991
247 OTH WOOD ROUGH,SQUARED	3 575	410	138	776 TRANSISTORS,VALVES,ETC	743	75 059	33 273
251 PULP AND WASTE PAPER	574	163	76	778 ELECTRICAL MACHINERY NES	1 529	6 960	3 086
266 SYNTHETIC FIBRE TO SPIN	39 345	13 288	173	784 MOTOR VEHCL PTS,ACC NES	18 269	20 615	8 987
267 OTHER MAN-MADE FIBRES	2 808	410	73	786 VEH NES NONMOTR,TRAILERS	499	371	157
268 WOOL(EXC TOPS),ANML HAIR	300	281	5 862	791 RAILWAY VEHICLES	142	184	79
273 STONE,SAND AND GRAVEL	403 700	1 119	183	793 SHIPS AND BOATS	923	2 035	904
277 NATURAL ABRASIVES NES	9	20 588	122	812 PLUMBG,HEATING,LEHTNG EQU	5 526	2 144	970
278 OTHER CRUDE MINERALS	146 197	7 123	483	821 FURNITURE	2 482	2 034	887
282 IRON AND STEEL SCRAP	17 498	575	9 088	831 TRAVEL GOODS,HANDBAGS	1 143	2 606	1 142
287 BASE METAL ORES,CONC NES	665 714	37 524	3 146	842 MENS OUTERWEAR NOT KNIT	1 262	5 815	2 598
288 NONFERR METAL SCRAP NES	13 865	5 148	244	843 WOMENS OUTERWEAR NONKNIT	1 503	8 196	3 664
289 PREC METAL ORE,WASTE NES	12	228	16 941	844 UNDERWEAR NOT KNIT	29	205	92
291 CRUDE ANIMAL MTRIALS NES	7 255	3 821	2 246	845 UNDERWEAR KNIT NONELASTC	1 307	5 819	2 545
292 CRUDE VEG MATERIALS NES	4 149	4 512	100	846 UNDERWEAR KNITTED	8 878	14 108	6 270
411 ANIMAL GILS AND FATS	12 519	966	1 700	847 TXTL CLTHNG ACCESSRYS NES	176	2 640	1 155
513 ORGANIC ACIDS,ETC	21 080	12 962	2 038	848 HEADGEAR,NONTXTL CLOTHNG	919	2 611	1 166
514 NITROGEN-FUNCTN COMPOUNDS	48	1 995	446	851 FOOTWEAR	738	2 971	1 324
515 ORG-INORG COMPOUNDS ETC	5 687	53 474	5 796	852 MEDICAL INSTRUMENTS NES	4 708	24 114	10 768
516 OTHER ORGANIC CHEMICALS	458	1 377	826	874 MEASURING,CONTROLLNG INSTR	918	22 800	10 134
522 INORG ELEMNTS,OXIDES,ETC	2 766	785	23 898	881 PHOTO APPAR & EQUIPT NES	1 112	3 587	1 576
523 OTHR INORGANIC CHEMICALS	193	918	632	884 OPTICAL GOODS NES	825	15 478	6 867
531 SYNT DYE,NAT INDOGO,LAKES	17	72	359	885 WATCHES AND CLOCKS	37	198	93
533 PIGMENTS,PAINTS,ETC	1 905	2 323	396	892 PRINTED MATTER	6 150	6 689	2 950
541 MEDICINAL ETC PRODUCTS	4 710	22 330	30	893 ARTICLES OF PLASTIC NES	36 378	54 254	24 097
551 ESSENTL OIL,PERFUME,ETC	3 000	10 427	1 014	894 TOYS,SPORTING GOODS,ETC	16 847	48 828	21 687
553 PERFUMERY,COSMETICS,ETC	10 921	7 844	9 885	895 OFFICE SUPPLIES NES	730	2 749	1 215
554 SOAPS,CLEANING ETC PREPS	13 120	17 665	4 654	896 WORKS OF ART ETC	38	518	232
562 FERTILIZERS MANUFACTURED	66 355	2 951	3 537	897 GOLD,SILVER WARE,JEWELRY	448	15 901	7 075
562 PROD OF CONDENSATION ETC	3 777	4 463	7 871	898 MUSICAL INSTRUMENTS,PTS	622	7 001	3 112
583 PROD OF POLYMERIZING ETC	12 308	9 776	1 308	899 OTHER MANUFACTURED GOOPS	2 716	9 455	4 209
584 CELLULOSE DERIVATIVES ETC	686	503	1 967	941 ZOO ANIMALS,PETS	14	176	78
585 PLASTIC MATERIALS NES	4 963	4 141	4 275	971 GOLD,NON MONETARY NES	171	2 842	1 243
591 PESTICIDES,DISINFECTANTS	4 795	6 154	223				
			1 848				
			2 680				



## 7 IMPORTS AND EXPORTS (SPECIAL TRADE) BY COUNTRIES OF PRODUCTION AND CONSUMPTION AND BY GROUPS OF THE SITC-REV. II 1981

GROUP DESCRIPTION	DT = 100 KG	1 000 DM	1 000 \$	GROUP DESCRIPTION	DT = 100 KG	1 000 DM	1 000 \$
EXPORTS	6 087 679	1 685 193	747 552				
001 LIVE ANIMALS	29	93	41	677 IRN, STL WIRE EXCL V HCD	16 491	5 210	2 314
023 FURTER	196	107	43	678 IRN, STL TUBES, PIPES, ETC	129 951	17 002	7 572
024 CHEESE AND CURD	3 447	2 554	1 113	679 IRN, STL CASTINGS UNWORKE	7 599	1 833	817
034 FISH FRESH, CHILLED, FROZEN	517	123	57	681 SILVER, PLATINUM, ETC	39	515	226
037 FISH ETC PREP'D PRSVD NES	160	87	37	682 COPPER EXC CEMENT COPPER	13 256	9 851	4 364
041 WHEAT ETC UNMILLED	13 030	662	281	683 NICKEL	680	1 818	807
042 RICE	400	62	30	684 ALUMINIUM	32 098	18 565	8 123
044 MAIZE UNMILLED	262	128	59	686 ZINC	2 921	789	341
045 CEREALS NES UNMILLED	34 192	1 787	797	687 TIN	380	1 169	519
048 CEREAL ETC PREPARATIONS	23 174	7 521	3 318	689 NON-FER BASE METALS NES	275	249	115
054 VEG ETC FRSH, SMPLY PRSVD	18 163	2 431	1 127	691 STRUCTURES AND PARTS NES	31 014	9 583	4 300
056 VEGETABLES ETC PRSVD, PREP'D	3 599	593	266	692 METAL TANKS, BOXES, ETC	3 456	2 959	1 301
057 FRUIT, NUTS, FRESH, DRIED	3 263	384	182	693 WIRE PRODUCTS WCN ELECTR	15 126	5 789	2 562
058 FRUIT PRESERVED, PREPARED	23 773	2 011	872	694 STL, COPPER NAILS, NUTS, ETC	11 456	6 512	2 883
061 SUGAR AND HONEY	8 516	1 025	479	695 TOOLS	11 142	22 118	9 926
062 SUGAR PREPS NON-COCOA	649	313	141	696 CUTLERY	502	2 227	986
071 COFFEE AND SUBSTITUTES	1 575	3 571	1 581	697 BASE MTL HOUSEHOLD EQUIP	4 679	3 605	1 600
072 COCOA	1 079	1 096	477	699 OTHER METAL MANUFACTURES	19 820	20 702	9 068
073 CHOCOLATE AND PRODUCTS	350	447	198	700 INDUSTRIAL PLANT, CHAP 84	79	121	49
074 TEA AND MATE	160	79	34	711 STEAM BOILERS & AUX PLNT	12 192	15 839	7 001
075 SPICES	230	135	63	712 STEAM ENGINES, TURBINES	244	916	402
081 FEEDING STUFF FOR ANIMALS	255 525	11 238	5 068	713 INTRNL COMBUS PISTN ENGN	1 442	4 582	2 030
091 MARGARINE AND SHORTENING	5 163	574	257	714 ENGINES & MOTORS NES	7	1 062	462
098 EDIBLE PRODUCTS, PREPS NES	3 723	1 614	718	716 ROTATING ELECTRIC PLANT	4 492	6 035	2 686
111 NON-ALCOHOL BEVERAGES NES	3 669	655	284	721 AGRIC MACHY, EXC TRACTORS	15 283	12 588	5 606
112 ALCOHOLIC BEVERAGES	25 628	10 171	4 464	722 TRACTORS NON-ROAD	5 431	5 063	2 230
122 TOBACCO MERS	451	1 246	551	723 CIVIL ENGINEERS EQUIP ETC	2 575	10 023	4 419
211 HIDES, SKINS, UNDRESSED	620	114	53	724 TEXTILE, LEATHER MACHNRY	6 269	17 439	7 713
222 SEEDS FOR SOFT-FIXED OIL	314	115	48	725 PAPER ETC MILL MACHINERY	2 253	6 380	2 833
233 RUBBER, SYNTHETIC, RECLAIMED	3 670	987	443	726 PRINTG, RKBIND MACHY, PTS	1 302	4 401	1 963
248 WOOD SHAPED	5 314	785	342	727 FOOD MACHRY NON-DOMESTIC	1 432	3 977	1 767
251 PULP AND WASTE PAPER	211	70	30	728 OTH MACHY FOR SPCL INDUS	18 609	34 180	15 072
263 COTTON	1 392	311	138	736 MACHINE TOOLS FOR METAL	7 612	19 244	8 576
266 SYNTHETIC FIBRE TO SPIN	17 822	7 959	3 515	737 METALWORKING MACHNRY NES	1 759	3 602	1 620
267 OTHER MAN-MADE FIBRES	36 642	3 368	1 460	741 HEATING, COOLING EQUIPNT	7 719	13 788	6 102
268 WOOL (EXC TOPS), ANML HAIR	540	988	438	742 PUMPS FOR LIQUIDS ETC	21 363	21 117	9 371
273 STONE, SAND AND GRAVEL	4 259	86	36	743 PUMPS NES, CENTRIFUGES ETC	6 888	14 062	6 259
277 NATURAL ABRASIVES NES	27	713	316	744 MECHANICAL HANDLING EQU	27 472	31 859	13 671
278 OTHER CRUDE MINERALS	170 711	1 447	638	745 NONELEC MACHY, TOOLS NES	8 507	21 032	9 406
288 NONFER METAL SCRAP NES	778	100	43	749 NONELEC MACH PTS, ACC NES	5 367	14 135	6 274
291 CRUDE ANIMAL MTRIALS NES	242	1 145	495	751 OFFICE MACHINES	922	5 238	2 329
292 CRUDE VEG MATERIALS NES	2 141	1 104	501	752 AUTOMATIC DATA PROC EQUIP	769	13 064	5 815
322 COAL, LIGNITE, PEAT	58 840	1 797	794	759 OFFICE & ADP MCH PTS, ACC	4 263	65 651	28 808
323 BRIQUETS, COKE, SEMI-COKE	482 903	10 469	4 548	761 TELEVISION RECEIVERS	4 143	12 991	5 739
334 PETROLEUM PRODUCTS, REFIN	4 209	1 145	507	762 RADIO BROADCAST RECEIVERS	601	2 624	1 184
335 RESIDUAL PETRLM PROD NES	4 990	818	362	763 SOUND RECORDRS, PHONOGRPH	982	7 618	3 308
411 ANIMAL OILS AND FATS	3 769	984	452	764 TELECOM EQPT, PTS, ACC NES	2 987	26 696	12 052
424 FIXED VEG OIL NONSOFT	217	78	37	771 ELECTRIC POWER MACHY NES	9 567	7 421	3 376
431 PROCESS ANML VEG OIL, ETC	78 924	9 916	4 416	772 SWITCHGEAR ETC & PTS NES	9 825	29 242	12 955
511 HYDROCARBONS NES, DERIVS	15 243	2 549	1 142	773 ELECTR DISTRIBUTING MACH	28 540	22 598	10 019
512 ALCOHOLS, PHENOLS, ETC	13 528	8 686	3 796	774 ELECTRO-MEDCL, XRAY EQUIP	237	4 018	1 813
513 ORGANIC ACIDS, ETC	49 242	9 415	4 162	775 HOUSEHOLD TYPE EQUIP NES	30 031	36 908	16 497
514 NITROGEN-FUNCTN COMPOUNDS	10 992	7 352	3 274	776 TRANSISTORS, VALVES, ETC	230	6 046	2 691
515 ORG-INORG COMPOUNDS ETC	7 576	7 775	3 420	778 ELECTRICAL MACHINERY NES	4 904	19 321	8 570
516 OTHER ORGANIC CHEMICALS	3 367	1 772	790	781 PASS MOTOR VEH EXC BUSES	197 832	236 230	104 929
524 INORG ELEMNTS, OXIDES, ETC	52 985	4 807	2 142	782 LORRIES, SPCL MTR VEH NES	14 154	15 043	6 695
525 OTHR INORGANIC CHEMICALS	66 775	6 787	2 998	783 ROAD MOTOR VEHICLES NES	1 844	2 426	1 050
531 SYNT DYE, NAT INDOGO, LAKES	8 128	8 503	3 760	784 MOTOR VEHCL PTS, ACC NES	13 953	20 853	9 209
532 DYES NES, TANNING PRODS	2 678	561	252	785 MOTOR & OTHER CYCLES ETC	2 685	2 338	1 022
533 PIGMENTS, PAINTS, ETC	20 847	7 357	3 255	786 VEH NES NONMOTR, TRAILERS	5 211	2 438	1 114
541 MEDICINAL ETC PRODUCTS	10 028	21 491	9 507	791 RAILWAY VEHICLES	1 284	1 516	666
551 ESSENTL OIL, PERFUME, ETC	170	420	190	792 AIRCRAFT	50	2 062	875
553 PERFUMERY, COSMETICS, ETC	904	1 031	454	793 SHIPS AND BOATS	1 293	107	48
554 SOAPS, CLEANING ETC PREPS	18 147	4 195	1 857	812 PLUMB, HEATING, LIGHTING EQU	9 943	5 298	2 337
562 FERTILIZERS MANUFACTURED	2 283 005	51 917	23 496	821 FURNITURE	18 657	17 072	7 701
572 EXPLOSIVES, PYROTECH PROD	56	133	59	831 TRAVEL GOODS, HANDBAGS	431	921	398
582 PROD OF CONDENSATION ETC	106 446	25 684	11 446	842 MENS OUTERWEAR NOT KNIT	1 355	9 673	4 270
583 PROD OF POLYMERIZING ETC	246 278	68 508	30 537	843 WOMENS OUTERWEAR NONKNIT	1 558	17 675	7 815
584 CELLULOSE DERIVATIVES ETC	3 395	2 318	1 013	844 UNDERWEAR NOT KNIT	81	791	351
585 PLASTIC MATERIALS NES	204	184	81	845 OUTERWEAR KNIT NONELASTC	434	6 724	2 996
591 PESTICIDES, DISINFECTANTS	9 659	10 840	4 963	846 UNDERWEAR KNITTED	135	521	228
592 STARCH, INULIN, GLUTEN, ETC	4 492	1 568	699	847 TXLT CLTHNG ACCESSRS NES	2 688	1 737	767
598 MISC CHEMICAL PRODS NES	61 905	13 763	6 088	848 HEADGEAR, NONTXLT CLOTHNG	115	1 421	628
611 LEATHER	804	1 145	511	851 FOOTWEAR	1 934	4 888	2 109
612 LEATHER ETC MANUFACTURES	1 080	1 459	643	871 OPTICAL INSTRUMENTS	86	1 185	519
621 MATERIALS OF RUBBER	9 654	4 101	1 840	872 MEDICAL INSTRUMENTS NES	483	2 455	1 081
625 RUBBER TYRES, TUBES	11 036	6 978	3 090	873 METERS & COUNTERS NES	206	1 518	681
628 RUBBER ARTICLES NES	2 148	3 020	1 335	874 MEASURING, CONTROLLING INSTR	1 423	19 455	8 511
634 VENEERS, PLYWOOD, ETC	64 938	9 046	4 036	881 PHOTO APPAR & EQUIPT NES	1 516	5 028	2 247
635 WOOD MANUFACTURES NES	4 413	1 212	531	882 PHOTO, CINEMA SUPPLIES	3 012	5 145	2 313
641 PAPER AND PAPERBOARD	147 871	27 229	11 987	884 OPTICAL GOODS NES	132	3 086	1 378
642 ARTICLES OF PAPER ETC	34 115	14 726	6 524	885 WATCHES AND CLOCKS	564	4 746	2 089
651 TEXTILE YARN AND THREAD	53 476	36 925	16 399	886 PRINTED MATTER	1 983	2 207	986
652 COTTON FABRICS, WOVEN	1 154	3 193	1 392	893 ARTICLES OF PLASTIC NES	24 640	19 424	8 642
653 WOVN MAN-MADE FIB FABRIC	4 573	11 793	5 259	894 TOYS, SPORTING GOODS, ETC	12 135	12 086	5 317
654 OTH WOVN TEXTILE FABRIC	1 940	4 040	1 773	895 OFFICE SUPPLIES NES	1 549	3 799	1 673
655 KNIT ETC FABRICS	6 289	12 853	5 736	897 GOLD, SILVER WARE, JEWELRY	26	4 174	1 852
656 LACE, RIBBONS, TULLE, ETC	170	831	369	898 MUSICAL INSTRUMENTS, PTS	1 400	5 350	2 371
657 SPECIAL TEXTILE ETC PROD	3 246	6 600	2 953	899 OTHER MANUFACTURED GOODS	1 662	4 424	1 954
658 TEXTILE ARTICLES NES	393	810	362	951 WAR FIREARMS, AMMUNITION	71	231	104
659 FLOOR COVERINGS ETC	4 100	1 762	776				
661 CEMENT ETC BUILDING PROD	60 274	746	328	DENMARK			
662 CLAY, REFRACTORY BLDG PRD	20 962	2 741	1 196	IMPORTS	48 126 774	5 926 874	2 632 070
663 OTH NONMETAL MINERAL MFS	15 659	6 274	2 755	001 LIVE ANIMALS	193 431	53 323	23 581
664 GLASS	21 715	4 388	1 930	011 MEAT FRESH, CHILLD, FROZEN	1 089 099	581 392	256 428
665 GLASSWARE	29 789	5 097	2 239	012 MEAT DRIED, SALTED, SMOKED	318	304	137
666 POTTERY	380	265	116	014 MEAT PREP'D, PRSVD, NES ETC	89 809	60 194	26 615
671 PIG IRON ETC	3 363	225	98	022 MILK AND CREAM	76 618	13 838	6 002
672 IRON, STL PRIMARY FORMS	7 541	590	274	023 BUTTER	37 791	31 384	13 947
673 IRON AND STEEL SHAPES	88 911	9 177	4 089	024 CHEESE AND CURD	320 465	220 268	97 845
674 IRN, STL UNIV, PLATE, SHEET	156 777	18 591	8 236	025 EGGS, BIRDS, FRESH, PRSVD	4 501	2 105	934
675 IRON, STEEL HOOP, STEEL	76 217	7 436	3 308	034 FISH FRESH, CHILLED, FROZEN	1 021 655	327 943	145 744
676 RAILWAY RAILS ETC IRN, STL	65 937	6 601	2 953	035 FISH SALTED, DRIED, SMOKED	19 087	27 583	12 347

## 7 IMPORTS AND EXPORTS (SPECIAL TRADE) BY COUNTRIES OF PRODUCTION AND CONSUMPTION AND BY GROUPS OF THE SITC-REV. II 1951

GROUP DESCRIPTION	DT = 100 KG	1 000 DM	1 000 \$	GROUP DESCRIPTION	DT = 100 KG	1 000 DM	1 000 \$
036 SHELL FISH FRESH,FROZEN	38 017	8 767	3 949	665 GLASSWARE	20 849	9 955	4 422
037 FISH ETC PREP PRSD NES	123 189	71 380	31 826	666 POTTERY	8 515	23 064	10 215
041 WHEAT ETC UNMILLED	354 303	17 515	7 741	672 IRON,STL PRIMARY FORMS	2 378	205	86
043 BARLEY UNMILLED	2 258 637	110 490	49 573	673 IRON AND STEEL SHAPES	615 838	40 440	18 287
045 CEREALS NES UNMILLED	81 075	3 882	1 625	674 IRN,STL UNIV,PLATE,SHEET	1 051 967	79 087	35 179
046 WHEAT ETC MEAL OR FLOUR	1 213	84	35	675 IRON,STEEL HOOP,STRIP	5 007	653	288
047 OTHER CEREAL MEALS,FLOUR	2 546	154	75	676 RAILWAY RAILS ETC IRN,STL	7 164	227	107
048 CEREAL ETC PREPARATIONS	115 932	45 078	19 973	677 IRN,STL WIRE EXCL W ROD	4 663	602	268
054 VEG ETC FRSH,SMPLY PRSD	266 817	11 173	4 993	678 IRON,STL TUBES,PIPES,ETC	112 122	25 210	11 135
056 VEGETABLES ETC PRSD,PREP	41 726	14 146	6 290	679 IRN,STL CASTINGS UNWORKE	33 864	6 031	2 682
057 FRUIT,NUTS,FRESH,DRIED	16 972	3 253	1 353	681 SILVER,PLATINUM,ETC	27	2 338	1 093
058 FRUIT PRESERVED,PREPARED	54 842	12 546	5 456	682 COPPER EXC CEMENT COPPER	14 933	6 123	2 746
061 SUGAR AND HONEY	277 465	11 923	5 303	684 ALUMINIUM	41 301	22 983	10 211
062 SUGAR PREPS NON-COCCA	18 583	10 340	4 605	685 LEAD	583	112	50
071 COFFEE AND SUBSTITUTES	912	881	398	686 ZINC	422	122	53
073 CHOCOLATE AND PRODUCTS	11 353	7 289	3 212	689 NON-FER BASE METALS NES	1 943	863	383
075 SPICES	3 337	854	371	691 STRUCTURES AND PARTS NES	157 264	53 135	23 520
081 FEEDING STUFF FOR ANIMALS	1 153 834	40 878	17 986	692 METAL TANKS,BOXES,ETC	48 419	18 418	8 150
091 MARGARINE AND SHORTENING	11 660	3 258	1 448	693 WIRE PRODUCTS NON ELECTR	1 552	612	276
098 EDIBLE PRODUCTS,PREPS NES	89 125	23 963	10 661	694 STL,COPPR NAILS,NUTS,ETC	23 649	8 023	3 571
111 NON-ALCOHL BEVERAGES NES	65 566	6 575	2 860	695 TOOLS	5 926	13 811	6 151
112 ALCOHOLIC BEVERAGES	317 988	46 119	20 374	696 CUTLERY	144	443	187
121 TOBACCO UNMFACTD,REFUSE	343	305	136	697 BASE MTL HOUSEHOLD EQUIP	45 513	31 901	14 265
122 TOBACCO MFRS	12 849	31 291	13 796	699 OTHER METAL MANUFACTURES	79 365	40 421	17 903
211 HIDES,SKINS,UNDPRESSED	27 376	4 589	2 052	711 STEAM BOILERS & AUX PLNT	9 769	7 882	3 462
212 FUR SKINS UNDPRESSED	2 048	120 506	55 845	712 STEAM ENGINES,TURBINES	9 917	3 924	1 696
222 SEEDS FOR SOFT FIXED OIL	2 183 333	225 457	100 103	713 INTRNL COMBUS PISTN ENGN	7 597	11 353	5 126
223 SEEDS FOR OTH FIXED OILS	10 072	1 101	488	714 ENGINES & MOTORS NES	112	4 660	2 153
232 NATURAL RUBBER,GUMS	307	174	81	716 ROTATING ELECTRIC PLANT	48 000	44 751	19 892
233 RUBBER,SYNTHETIC,RECLAIMD	7 318	455	202	718 OTH POWER GENERATG MACHY	3 923	12 392	5 507
245 FUEL WOOD NES,CHARCOAL	12 019	138	60	721 AGRIC MACHY,EXC TRACTORS	60 931	46 626	20 421
246 PULPWOOD,CHIPS,WOODWASTE	173 822	2 279	1 013	722 TRACTORS NON-ROAD	2 439	1 426	639
247 OTH WOOD ROUGH,SQUARED	269 173	5 946	2 655	723 CIVIL ENGINEER EQUIP ETC	12 988	7 135	3 188
248 WOOD SHAPED	498 424	31 488	13 846	724 TEXTILE,LEATHER MACHNRY	5 769	11 736	5 218
251 PULP AND WASTE PAPER	203 061	11 119	4 919	725 PAPER ETC MILL MACHINERY	4 406	6 678	2 911
263 COTTON	1 723	185	80	726 PRINTG,BKINGD MACHY,PTS	2 876	7 820	3 454
266 SYNTHETIC FIBRE TO SPIN	12 507	3 940	1 756	727 FOOD MACHRY NON-DOMESTIC	5 299	11 825	5 127
267 OTHER MAN-MADE FIBRES	9 148	2 143	964	728 OTH MACHY FOR SPCL INDUS	30 122	49 246	21 795
268 WOOL(EXC TOPS),ANML HAIR	1 730	1 616	705	736 MACHINE TOOLS FOR METAL	16 568	16 046	7 191
269 WASTE OF TEXTILE FARRIES	3 083	111	49	737 METALWORKING MACHNRY NES	5 354	10 440	4 588
273 STONE,SAND AND GRAVEL	21 392 423	24 762	10 774	741 HEATING,COOLING EQUIPMNT	33 093	64 485	28 713
278 OTHER CRUDE MINERALS	539 315	7 409	3 281	742 PUMPS FOR LIQUIDS ETC	73 761	66 678	29 627
281 IRON ORE,CONCENTRATES	40 639	289	123	743 PUMPS NES,CENTRIFUGES ETC	54 316	48 287	21 375
282 IRON AND STEEL SCRAP	1 607 797	32 702	14 477	744 MECHANICAL HANDLING EOU	34 738	29 791	13 207
287 BASE METAL ORES,CONC NES	46 284	2 347	1 111	745 NONELEC MACHY,TOOLS NES	20 773	32 741	14 637
288 NONFERR METAL SCRAP NES	286 032	58 328	25 884	749 NONELEC MACH PTS,ACC NES	52 432	120 076	53 313
289 PREC METAL ORE,WASTE NES	58	6 411	2 840	751 OFFICE MACHINES	1 888	7 510	3 329
291 CRUDE ANIMAL MTRIALS NES	182 288	43 182	19 288	752 AUTONTIC DATA PROC EQUIP	582	15 635	6 984
292 CRUDE VEG MATERIALS NES	377 540	127 816	56 977	759 OFFICE & ADP MCH PTS,ACC	1 019	14 215	6 283
323 BRIQUETS,COKE,SEMI-COKE	20 573	272	122	761 TELEVISION RECEIVERS	1 010	3 658	1 647
333 CRUDE PETROLEUM	784 114	50 415	23 493	762 RADIO BROADCAST RECEIVRS	534	3 756	1 705
334 PETROLEUM PRODUCTS,REFIN	84 350	5 032	2 213	763 SOUND RECORDRS,PHONOGRPH	208	2 483	1 121
335 RESIDUAL PETRLM PROD NES				764 TELECOM EQPT,PTS,ACC NES	23 409	65 702	29 089
351 ELECTRIC ENERGY				771 ELECTRIC POWER MACHY NES	1 239	4 409	1 942
411 ANIMAL OILS AND FATS	668 794	59 447	26 251	772 SWITCHGEAR ETC & PTS NES	3 865	26 127	11 601
423 FIXED VEG OILS,SOFT	5 285	666	286	773 ELECTR DISTRIBUTING MACH	5 295	4 908	2 183
424 FIXED VEG OIL NONSOFT	68 852	9 935	4 411	774 ELECTRO-MEDCL,XRAY EQUIP	518	10 627	4 721
431 PROCESD ANML VEG OIL,ETC	121 472	14 854	6 570	775 HOUSEHOLD TYPE EQUIP NES	21 716	16 279	7 241
511 HYDROCARBONS NES,DERIVS	3 917	468	205	776 TRANSISTORS,VALVES,ETC	282	3 813	1 684
512 ALCOHOLS,PHENOLS,ETC	12 316	1 704	760	778 ELECTRICAL MACHINERY NES	15 923	20 414	9 033
513 ORGANIC ACIDS,ETC	34 239	11 203	4 971	781 PASS MOTOR VEH EXC BUSES	22 115	24 208	10 867
514 NITROGEN-FUNCTN COMPOUNDS	4 022	4 638	2 056	782 LORRIES,SPCL MTR VEH NES	26 638	7 082	3 122
515 ORG-INORG COMPOUNDS ETC	8 142	7 569	3 359	783 ROAD MOTOR VEHICLES NES	1 350	925	419
516 OTHER ORGANIC CHEMICALS	14 490	15 338	6 822	784 MOTOR VEHCL PTS,ACC NES	95 002	53 884	23 854
522 INORG ELEMTNS,OXIDES,ETC	76 454	3 610	1 581	785 MOTOR & OTHER CYCLES ETC	764	962	422
523 OTHR INORGANIC CHEMICALS	1 644	351	156	786 VEH NES NONMOTR,TRAILERS	41 887	20 125	8 950
531 SYNT DYE,NAT INDOGO,LAKES	8 481	14 241	6 332	791 RAILWAY VEHICLES	18 771	10 295	4 801
532 DYES NES,TANNING PRODS	521	479	213	792 AIRCRAFT	68	3 416	1 493
533 PIGMENTS,PAINTS,ETC	55 115	23 554	10 405	793 SHIPS AND BOATS	17 819	30 405	13 449
541 MEDICINAL ETC PRODUCTS	11 045	65 558	29 337	812 PLUMBGG,HEATING,LGHTNG EOU	71 682	29 479	13 061
551 ESSENTL OIL,PERFUME,ETC	919	949	411	821 FURNITURE	246 511	215 669	96 009
553 PERFUMERY,COSMETICS,ETC	1 257	2 312	1 017	831 TRAVEL GOODS,HANDBAGS	866	2 358	1 055
554 SOAPS,CLEANING ETC PREPS	112 796	16 032	7 226	842 MENS OUTERWEAR NOT KNIT	2 453	9 138	4 078
562 FERTILIZERS MANUFACTURED	9 883	495	224	843 WOMENS OUTERWEAR NONKNIT	2 242	13 311	5 883
582 PROD OF CONDENSATION ETC	143 883	15 008	6 687	844 UNDERWEAR NOT KNIT	55	363	164
583 PROD OF POLYMERIZING ETC	68 802	24 243	10 695	845 OUTERWEAR KNIT NONELASTC	6 858	42 555	18 686
584 CELLULOSE DERIVATIVES ETC	1 813	1 211	513	846 UNDERWEAR KNITTED	1 653	9 875	4 415
585 PLASTIC MATERIALS NES	197	1 893	865	847 TXTL CLTHNG ACCESRY NES	387	1 358	619
591 PESTICIDES,DISINFECTANTS	17 146	7 377	3 419	848 HEADGEAR,NONTXTL CLOTHNG	611	13 484	5 914
592 STARCH,INULIN,GLUTEN,ETC	11 938	4 722	2 128	851 FOOTWEAR	11 594	32 340	14 432
598 MISC CHEMICAL PRODS NES	188 004	34 882	15 524	871 OPTICAL INSTRUMENTS	44	537	228
611 LEATHER	1 358	5 355	2 395	872 MEDICAL INSTRUMENTS NES	7 163	21 578	9 645
612 LEATHER ETC MANUFACTURES	513	1 549	694	873 METERS & COUNTERS NES	79	626	279
613 FUP SKINS TANNED,DRESSED	313	4 500	1 928	874 MEASURNG,CONTROLNG INSTR	5 965	58 842	26 209
621 MATERIALS OF RUBBER	5 661	4 163	1 853	881 PHOTO APPAR & EQUIPT NES	4 452	20 921	9 320
625 RUBBER TYPES,TUBES	16 631	2 836	1 277	882 PHOTO,CINEMA SUPPLIES	249	2 473	1 080
628 RUBBER ARTICLES NES	6 206	9 546	4 286	883 DEVELOPED CINEMA FILM	723	5 650	2 525
633 CORK MANUFACTURES	1 222	728	329	884 OPTICAL GOODS NES	6	946	420
634 VENEERS,PLYWOOD,ETC	267 106	26 931	12 036	885 WATCHES AND CLOCKS	137	1 001	441
635 WOOD MANUFACTURES NES	517 242	136 815	60 519	892 PRINTED MATTER	24 353	26 848	11 985
641 PAPER AND PAPERBOARD	454 206	68 768	30 535	893 ARTICLES OF PLASTIC NES	77 781	74 326	33 023
642 ARTICLES OF PAPER ETC	210 940	46 620	20 677	894 TOYS,SPORTING GOODS,ETC	39 059	89 066	39 197
651 TEXTILE YARN AND THREAD	30 570	31 698	13 983	895 OFFICE SUPPLIES NES	728	1 732	763
652 COTTON FABRICS,WOVEN	1 715	4 592	2 056	896 WORKS OF ART ETC	6 829	22 106	9 850
653 WOVN MAN-MADE FIB FABRIC	2 439	5 472	2 443	897 GOLD,SILVER WARE,JEWELRY	21	5 247	2 354
654 OTH WOVEN TEXTILE FABRIC	5 367	7 547	3 366	898 MUSICAL INSTRUMENTS,PTS	5 956	11 147	4 954
655 KNIT ETC FABRICS	381	839	369	899 OTHER MANUFACTURED GOODS	21 704	32 756	14 488
656 LACE,RIBBONS,TULLE,ETC	80	284	124	941 ZOO ANIMALS,PETS	199	1 307	580
657 SPECIAL TEXTILE ETC PROD	11 951	8 790	3 908	961 COIN NONGOLD,NONCURRENT	6	75	32
658 TEXTILE ARTICLES NES	3 885	12 393	5 477	971 GOLD,NON MONETARY NES	91	18 535	8 449
659 FLOOR COVERINGS ETC	38 966	24 509	10 904	972 GOLD COIN		81	38
661 CEMENT ETC BUILDING PRCD	458 598	11 336	4 980				
662 CLAY,REFRACTORY ELDG PRD	764 034	16 216	7 136				
663 OTH NONMETAL MINERAL MFS	1 865 061	75 754	33 431				
664 GLASS	113 854	20 720	9 204				

7 IMPORTS AND EXPORTS (SPECIAL TRADE) BY COUNTRIES OF PRODUCTION AND CONSUMPTION AND BY GROUPS OF THE SITC-REV. II 1981

GROUP DESCRIPTION	DT = 100 KG	1 000 DM	1 000 \$	GROUP DESCRIPTION	DT = 100 KG	1 000 DM	1 000 \$
EXPORTS	37 883 623	7 525 796	3 333 677	634 VENEERS,PLYWOOD,ETC	319 716	45 901	20 419
001 LIVE ANIMALS	715	958	425	635 WOOD MANUFACTURES NES	50 888	13 078	5 789
011 MEAT FRESH,CHILLD,FROZEN	8 634	6 367	2 815	641 PAPER AND PAPERBOARD	474 041	87 074	38 862
012 MEAT DRIED,SALTED,SMOKED	76	132	59	642 ARTICLES OF PAPER ETC	192 012	66 198	29 300
014 MEAT PREPD,PRSV,D,NES ETC	2 670	1 683	742	651 TEXTILE YARN AND THREAD	174 403	129 474	57 376
022 MILK AND CREAM	185 896	48 339	21 691	652 COTTON FABRICS,WOVEN	16 068	36 286	16 078
023 BUTTER	150 271	100 976	44 553	653 WOVN MAN-MADE FIB FABRIC	12 030	27 729	12 355
024 CHEESE AND CURD	12 278	7 834	3 483	654 OTH WOVEN TEXTILE FABRIC	5 938	8 251	3 638
025 EGGS,BIRDS,FRESH,PRSRVD	16 044	5 028	2 192	655 KNIT ETC FABRICS	7 315	16 364	7 221
034 FISH FRESH,CHILLED,FROZN	64 157	11 305	5 069	656 LACE,RIBBONS,TULLE,ETC	1 707	6 076	2 704
036 SHELL FISH FRESH,FROZEN	8 976	804	354	657 SPECIAL TEXTILE ETC PROD	32 662	41 297	18 379
037 FISH ETC PREPD PRSV,D NES	4 802	3 883	1 689	658 TEXTILE ARTICLES NES	15 687	16 828	7 447
041 WHEAT ETC UNMILLED	249 897	12 508	5 559	659 FLOOR COVERINGS ETC	30 721	16 841	7 513
042 RICE	72 691	12 306	5 487	661 CEMENT ETC BUILDING PROD	340 843	7 917	3 506
043 BARLEY UNMILLED	809 627	35 044	14 375	662 CLAY,REFRACTORY BLDG PRD	289 083	25 498	11 315
044 MAIZE UNMILLED	1 243 202	64 910	28 551	663 OTH NONMETAL MINERAL MFS	103 574	26 534	11 783
045 CEREALS NES UNMILLED	168 850	8 963	4 012	664 GLASS	98 025	23 102	10 321
046 WHEAT ETC MEAL OR FLOUR	28 928	2 003	883	665 GLASSWARE	89 668	20 338	8 987
047 OTHER CEREAL MEALS,FLOUR				666 POTTERY	16 944	14 868	6 570
048 CEREAL ETC PREPARATIONS	106 085	22 354	9 899	667 PEARL,PREC-,SEMI-P STONE	2	796	348
054 VEG ETC FRSH,SMPLY PRSV,D	556 615	31 211	14 044	671 FIG IRON ETC	246 626	10 909	4 812
056 VEGETABLES ETC PRSV,D,PREPD	54 295	10 110	4 481	672 IRON,STL PRIMARY FORMS	315 441	22 255	9 838
057 FRUIT,NUTS,FRESH,DRIED	113 013	21 507	9 578	673 IRON AND STEEL SHAPES	1 021 406	105 440	46 833
058 FRUIT PRESERVED,PREPARED	97 280	21 319	9 393	674 IRN,STL UNIV,PLATE,SHEET	2 364 405	225 740	99 784
061 SUGAR AND HONEY	163 022	13 555	6 009	675 IRON,STEEL HOOP,STRIP	311 046	41 234	18 281
062 SUGAR PREPS NON-COCOA	9 483	4 609	2 037	676 RAILWAY RAILS ETC IRN,STL	102 579	11 323	5 136
071 COFFEE AND SUBSTITUTES	55 158	47 536	21 193	677 IRN,STL WIRE EXCL W ROD	124 659	16 582	7 332
072 COCOA	13 647	6 629	2 934	678 IRON,STL TUBES,PIPES,ETC	1 349 157	224 267	97 952
073 CHOCOLATE AND PRODUCTS	30 971	21 593	9 661	679 IRN,STL CASTINGS UNWORKE	45 734	12 253	5 485
074 TEA AND MATE	3 355	2 367	1 058	681 SILVER,PLATINUM,ETC	177	8 821	3 948
075 SPICES	5 203	4 221	1 874	682 COPPER EXC CEMENT COPPER	87 131	55 554	24 796
081 FEEDING STUFF FOR ANIMLS	7 299 773	422 899	186 970	683 NICKEL	842	2 114	935
091 MARGARINE AND SHORTENING	51 042	6 328	2 786	684 ALUMINIUM	160 238	74 174	32 900
098 EDIBLE PRODUCTS,PREPS NES	75 821	17 495	7 733	685 LEAD	43 588	9 692	4 241
111 NON-ALCOHL BEVERAGES NES	3 090	644	283	686 ZINC	9 051	2 441	1 067
112 ALCOHOLIC BEVERAGES	133 914	41 719	18 425	687 TIN	794	2 066	921
121 TOBACCO UNMNFCTRD,REFUSE	212	145	66	689 NON-FER BASE METALS NES	51	272	119
122 TOBACCO MFRS	2 591	4 841	2 112	691 STRUCTURES AND PARTS NES	148 153	40 428	17 946
211 HIDES,SKINS,UNDRESSED	6 002	1 537	696	692 METAL TANKS,BOXES,ETC	96 785	48 684	21 307
212 FUR SKINS UNDRESSED	120	3 810	1 746	693 WIRE PRODUCTS NON ELECTR	46 598	10 676	4 725
222 SEEDS FOR"SOFT"FIXED OIL	15 304	1 850	848	694 STL,COPPR NAILS,NUTS,ETC	58 625	35 150	15 605
223 SEEDS FOR OTH FIXED OILS	33 396	4 281	1 898	695 TOOLS	19 444	52 663	23 401
232 NATURAL RUBBER,GUMS	1 299	4 417	1 898	696 CUTLERY	2 428	13 075	5 831
233 RUBBER,SYNTHETIC,REGLATMD	33 363	9 269	1 837	697 BASE MTL HOUSEHOLD EQUIP	10 713	12 325	5 521
245 FUEL WOOD NES,CHARCOAL	3 884	340	4 103	699 OTHER METAL MANUFACTURES	138 014	110 427	49 062
246 PULPWOOD,CHIPS,WOODWASTE	30 567	230	155	711 STEAM BOILERS & AUX PLNT	18 939	14 519	6 300
247 OTH WOOD ROUGH,SQUARED	80 076	2 021	106	712 STEAM ENGINES,TURBINES	664	2 346	1 030
248 WOOD SHAPED	96 802	8 168	898	713 INTRNL COMBUS PISTN ENGN	35 849	74 961	33 244
251 PULP AND WASTE PAPER	178 542	3 379	3 648	714 ENGINES & MOTORS NES	176	7 741	3 463
263 COTTON	2 984	737	1 498	716 ROTATING ELECTRIC PLANT	48 036	66 204	29 441
266 SYNTHETIC FIBRE TO SPIN	15 233	5 499	324	718 OTH POWER GENERATE MACHY	643	3 081	1 363
267 OTHER MAN-MADE FIBRES	1 925	527	427	721 AGRIC MACHY,EXC TRACTORS	37 592	34 774	15 281
268 WOOL(EXC TOPS),ANML HAIR	11 940	8 177	238	722 TRACTORS NON-ROAD	23 570	23 650	10 543
269 WASTE OF TEXTILE FABRICS	1 025	369	3 661	723 CIVIL ENGINEERG EQUIP ETC	29 261	27 374	12 054
273 STONE,SAND AND GRAVEL	191 022	2 454	1 084	724 TEXTILE,LEATHER MACHNRY	12 333	35 722	15 794
274 SULPHUR ETC	762 121	21 793	9 693	725 PAPER ETC MLL MACHINERY	8 131	17 068	7 650
278 OTHER CRUDE MINERALS	1 432 040	12 978	5 789	726 PRINTG,BKBDNG MACHY,PTS	8 966	32 041	14 139
282 IRON AND STEEL SCRAP	340 099	5 807	2 566	727 FODR MACHRY NON-DOMESTIC	5 216	19 042	8 428
287 BASE METAL ORES,CONC NES	13 100	640	728	728 OTH MACHY FOR SPCL INDUS	44 759	93 446	41 380
288 NONFERR METAL SCRAP NES	66 277	13 477	262	736 MACHINE TOOLS FOR METAL	18 685	47 529	21 045
291 CRUDE ANIMAL MTRIALS NES	64 404	11 441	5 871	737 METALWORKING MACHNRY NES	5 772	14 344	6 335
292 CRUDE VEG MATERIALS NES	34 437	24 578	5 085	741 HEATING,COOLING EQUIPMNT	26 513	50 337	22 280
322 COAL,LIGNITE,PEAT	17 868	518	11 175	742 PUMPS FOR LIQUIDS ETC	19 074	41 759	18 541
323 BRIQUETS,COKE,SEMI-COKE	417 658	10 419	223	743 PUMPS NES,CENTRIFUGES ETC	89 649	109 780	48 772
334 PETROLEUM PRODUCTS,REFIN	1 052 683	90 686	4 652	744 MECHANICAL HANDLING EQU	37 955	49 459	21 771
335 RESIDUAL PETRLM PROD NES	852 756	52 782	39 952	745 NONELEC MACHY,TOOLS NES	17 464	62 666	28 085
341 GAS NATURAL AND MANUFCTD			23 056	749 NONELEC MACH PTS,ACC NES	91 225	163 200	72 492
351 ELECTRIC ENERGY				751 OFFICE MACHINES	5 566	30 283	13 437
411 ANIMAL OILS AND FATS	104 631	9 734	4 312	752 AUTOMATIC DATA PROC EQUIP	6 196	98 920	43 954
423 FIXED VEG OILS,SOFT	210 114	27 858	12 249	759 OFFICE & ADP MCH PTS,ACC	2 235	29 568	13 081
424 FIXED VEG OIL NONSOFT	64 165	10 935	4 835	761 TELEVISION RECEIVERS	7 427	20 024	8 987
431 PROCESD ANML VEG OIL,ETC	661 179	72 769	32 191	762 RADIO BROADCAST RECEIVRS	780	4 838	2 144
511 HYDROCARBONS NES,DERIVS	61 282	11 550	5 112	763 SOUND RECORDRS,PHONOGRPH	1 269	9 405	4 178
512 ALCOHOLS,PHENOLS,ETC	198 302	42 161	18 783	764 TELECOM EQPT,PTS,ACC NES	7 284	70 930	31 332
513 ORGANIC ACIDS,ETC	144 465	32 325	14 418	771 ELECTRIC POWER MACHY NES	26 778	26 030	11 488
514 NITROGEN-FUNCTN COMPOUNDS	84 315	27 490	12 288	772 SWITCHGEAR ETC & PTS NES	21 389	114 101	50 634
515 ORG-INORG COMPOUNDS ETC	11 761	15 838	7 048	773 ELECTR DISTRIBUTING MACH	43 048	41 213	18 285
516 OTHER ORGANIC CHEMICALS	70 769	20 948	9 348	774 ELECTRO-MEDCL,XRAY EQUIP	836	13 889	6 127
522 INORG ELEMNTS,OXIDES,ETC	2 463 063	174 237	77 548	775 HOUSEHOLD TYPE EQUIP NES	51 578	63 627	28 232
523 OTHR INORGANIC CHEMICALS	448 851	45 746	20 266	776 TRANSISTORS,VALVES,ETC	5 070	30 225	13 383
524 RADIOACTIVE ETC MATERIAL	17	892	398	778 ELECTRICAL MACHINERY NES	46 529	97 657	43 276
531 SYNT DYE,NAT INDGO,LAKES	11 956	24 344	10 787	781 PASS MOTOR VEH EXC BUSES	229 095	227 629	100 481
532 DYES NES,TANNING PRODS	2 953	1 009	782	782 LORRIES,SPCL MTR VEH NES	78 691	84 893	37 125
533 PIGMENTS,PAINTS,ETC	91 311	51 887	446	783 ROAD MOTOR VEHICLES NES	14 247	15 764	6 872
541 MEDICINAL ETC PRODUCTS	17 053	89 273	22 899	784 MOTOR VEHCL PTS,ACC NES	146 145	133 049	59 206
551 ESSENTL OIL,PERFUME,ETC	2 125	4 159	39 748	785 MOTOR & OTHER CYCLES ETC	29 148	35 746	16 050
553 PERFUMERY,COSMETICS,ETC	7 709	8 022	1 841	786 VEH NES NONMOTR,TRAILERS	56 257	38 129	16 967
554 SOAPS,CLEANING ETC PREFS	128 650	31 761	3 554	791 RAILWAY VEHICLES	33 943	50 127	21 920
562 FERTILIZERS MANUFACTURED	2 084 072	70 346	14 114		164	4 318	1 883
572 EXPLOSIVES,PYROTECH PROD	1 842	3 953	1 759	793 SHIPS AND BOATS	40 730	19 834	9 175
582 PROD OF CONDENSATION ETC	218 979	92 910	41 136	821 PLUMBG,HEATING,LGHTNG EBU	12 210	16 373	7 267
583 PROD OF POLYMERIZING ETC	804 462	239 282	106 049	822 FURNITURE	78 054	40 866	18 228
584 CELLULOSE DERIVATVJS ETC	17 905	12 341	5 461	842 TRAVEL GOODS,HANDBAGS	2 365	5 768	2 558
585 PLASTIC MATERIALS NES	7 562	4 332	1 927	843 MENS OUTERWEAR NOT KNIT	2 063	11 701	5 189
591 PESTICIDES,DISINFECTANTS	28 583	37 372	17 114	844 WOMENS OUTERWEAR NONKNIT	3 101	28 411	12 573
592 STARCH,INULIN,GLUTEN,ETC	124 412	22 527	9 974	845 UNDERWEAR NOT KNIT	474	2 388	1 053
598 MISC CHEMICAL PRODS NES	476 489	77 814	34 451	846 OUTERWEAR KNIT NONELASTC	1 773	18 732	8 378
611 LEATHER	3 550	11 987	5 235	847 UNDERWEAR KNITTED	1 391	8 415	3 724
612 LEATHER ETC MANUFACTURES	2 334	4 835	2 140	847 TXTL CLTHNG ACCESSRYS NES	868	5 671	2 493
613 FUR SKINS TANNED,DRESSED	267	7 130	3 107	848 HEADGEAR,NONTXTL CLOTHING	932	8 971	3 950
621 MATERIALS OF RUBBER	22 194	16 910	7 460	851 FOOTWEAR	8 446	31 531	13 940
625 RUBBER TYRES,TUBES	50 246	30 118	13 351	871 OPTICAL INSTRUMENTS	190	3 703	1 645
628 RUBBER ARTICLES NES	8 614	19 267	8 539	872 MEDICAL INSTRUMENTS NES	1 774	16 340	7 251
633 CORK MANUFACTURES	1 221	839	372	873 METERS & COUNTERS NES	1 926	8 799	3 900
				874 MEASURING,CONTROLNG INSTR	6 692	75 580	33 602

## 7 IMPORTS AND EXPORTS (SPECIAL TRADE) BY COUNTRIES OF PRODUCTION AND CONSUMPTION AND BY GROUPS OF THE SITC-REV. II 1981

GROUP DESCRIPTION	DT = 100 KG	1 000 DM	1 000 \$	GROUP DESCRIPTION	DT = 100 KG	1 000 DM	1 000 \$
881 PHOTO APPAR & EQUIPT NES	3 133	20 248	8 996	714 ENGINES & MOTORS NES	42	3 569	1 651
882 PHOTO,CINEMA SUPPLIES	14 892	27 901	12 410	716 ROTATING ELECTRIC PLANT	443	918	408
883 DEVELOPED CINEMA FILM	37	771	356	721 AGRIC MACHY,EXC TRACTORS	1 690	381	179
884 OPTICAL GOODS NES	509	22 179	9 866	724 TEXTILE,LEATHER MACHNRY	240	976	430
885 WATCHES AND CLOCKS	2 377	16 552	7 344	725 PAPER ETC MILL MACHINERY	251	344	154
892 PRINTED MATTER	81 002	56 522	24 893	727 FOOD MACHRY NON-DOMESTIC	237	211	86
893 ARTICLES OF PLASTIC NES	98 910	84 323	37 298	728 OTH MACHRY FOR SPCL INDUS	2 060	1 001	438
894 TOYS,SPORTING GOODS,ETC	20 532	32 636	14 446	736 MACHINE TOOLS FOR METAL	95	258	110
895 OFFICE SUPPLIES NES	3 617	11 791	5 238	741 HEATING,COOLING EQUIPMNT	371	490	217
896 WORKS OF ART ETC	117	2 144	952	742 PUMPS FOR LIQUIDS ETC	114	452	194
897 GOLD,SILVER WARE,JEWELRY	126	25 968	11 558	743 PUMPS NES,CENTRFUGES ETC	121	555	249
898 MUSICAL INSTRUMENTS,PTS	6 289	22 863	10 186	744 MECHANICAL HANDLING EQU	547	71	30
899 OTHER MANUFACTURED GOODS	17 680	23 907	10 584	745 NONELEC MACHY,TOOLS NES	2 467	567	251
941 ZOO ANIMALS,PETS	77	221	98	749 NONELEC MACH PTS,ACC NES	2 428	2 100	928
951 WAR FIREARMS,AMMUNITION	514	2 014	886	751 OFFICE MACHINES	40	76	35
971 GOLD,NON MONETARY NES		5 460	2 446	752 AUTOMTIC DATA PROC EQUIP	9	91	44
				759 OFFICE & ADP MCH PTS,ACC	19	1 225	538
GREECE				764 TELECOM EQPT,PTS,ACC NES	2 836	23 217	10 374
IMPORTS	10 288 730	2 946 455	1 304 734	771 ELECTRIC POWER MACHY NES	211	811	356
011 MEAT FRESH,CHILLD,FROZEN	1 726	389	179	772 SWITCHGEAR ETC & PTS NES	7 750	20 905	9 238
024 CHEESE AND CURD	3 035	2 510	1 090	773 ELECTR DISTRIBUTING MACH	171	2 599	1 167
034 FISH FRESH,CHILLED,FROZN	1 500	2 569	1 237	775 HOUSEHOLD TYPE EQUIP NES	658	514	225
035 FISH SALTED,DRIED,SKOKED	301	142	64	776 TRANSISTORS,VALVES,ETC	201	139	59
036 SHELL FISH FRESH,FPOZEN	327	437	200	778 ELECTRICAL MACHINERY NES	13 488	8 931	3 977
037 FISH ETC PREPD PRSVD NES	2 317	1 921	862	781 PASS MOTOR VEH EXC BUSES	749	732	324
045 CEREALS NES UNMILLED	1 678	195	90	782 LORRIES,SPCL MTR VEH NES	224	308	134
048 CEREAL ETC PREPARATIONS	10 775	1 610	721	784 MOTOR VEHCL PTS,ACC NES	601	541	235
054 VEG ETC FRSH,SMPLY PRSVD	636 305	77 643	35 253	785 MOTOR & OTHER CYCLES ETC	129	81	35
056 VEGETABLES ETC PRSVD,PREPD	89 472	17 230	7 691	792 AIRCRAFT	11	394	174
057 FRUIT,NUTS,FRESH,DRIED	1 663 203	192 229	81 189	793 SHIPS AND BOATS	381 032	13 527	6 152
058 FRUIT PRESERVED,PREPARED	817 018	110 679	49 124	812 PLUMBGG,HEATING,LGHTNG EQU	124	156	68
061 SUGAR AND HONEY	19 533	9 023	3 940	821 FURNITURE	942	687	301
062 SUGAR PREPS NON-COCCA	4 558	1 687	755	831 TRAVEL GOODS,HANDBAGS	662	1 208	538
071 COFFEE AND SUBSTITUTES	288	368	168	842 MENS OUTERWEAR NOT KNIT	40 607	149 662	66 577
072 COCOA	600	661	284	843 WOMENS OUTERWEAR NONKNIT	56 295	240 315	106 560
075 SPICES	22 586	4 198	1 858	844 UNDERWEAR NOT KNIT	869	2 715	1 197
098 EDIBLE PRODCTS,PPEPS NES	13 646	5 595	2 510	845 OUTERWEAR KNIT NONELASTC	53 435	223 139	99 334
111 NON-ALCOHL BEVERAGES NES	363	74	34	846 UNDERWEAR KNITTED	76 939	214 719	96 411
112 ALCOHOLIC BEVERAGES	226 980	78 705	35 246	847 TXTL CLTHNG ACCESSRYS NES	1 094	3 512	1 554
121 TOBACCO UNMNFCTRD,REFUSE	102 889	75 372	33 745	848 HEADGEAR,NONTXTL CLOTHNG	9 975	543 995	239 220
212 FUR SKINS UNDRRESSED	13	551	243	851 FOOTWEAR	12 478	47 542	21 036
248 WOOD SHAPED	417	168	72	872 MEDICAL INSTRUMENTS NES	94	269	123
263 COTTON	37 247	7 899	3 476	874 MEASURING,CONTROLLNG INSTR	15	501	230
266 SYNTHETIC FIBRE TO SPIN	4 986	1 727	741	882 PHOTO,CINEMA SUPPLIES	4 891	3 333	1 480
268 WOOL(EXC TOPS),ANML HAIR	1 620	1 082	479	892 PRINTED MATTER	4 992	5 129	2 262
269 WASTE OF TEXTILE FABRICS	649	156	70	894 TOYS,SPORTING GOODS,ETC	343	595	262
273 STONE,SAND AND GRAVEL	57 350	2 487	1 104	896 WORKS OF ART ETC	46	1 086	485
277 NATURAL ABRASIVES NES	999 859	5 149	2 294	897 GOLD,SILVER WARE,JEWELRY	30	816	366
278 OTHER CRUDE MINERALS	1 877 756	66 876	29 774	898 MUSICAL INSTRUMENTS,PTS	87	337	151
287 BASE METAL ORES,CONC NES	871 035	7 792	3 484	899 OTHER MANUFACTURED GOODS	152	589	258
288 NONFERR METAL SCRAP NES	36 478	3 354	1 450	941 ZOO ANIMALS,PETS	13	124	53
289 PREC METAL ORE,WASTE NES		460	204	961 COIN NONGOLD,NONCURRENT	18	2 333	1 033
291 CRUDE ANIMAL MTRIALS NES	1 777	2 235	1 002	972 GOLD COIN	2 127	942	
292 CRUDE VEG MATERIALS NES	9 406	3 035	1 327	EXPORTS	8 891 838	4 653 029	2 060 250
334 PETROLEUM PRODUCTS,REFIN	1 012 133	64 344	27 621	001 LIVE ANIMALS	7 740	4 411	1 903
335 RESIDUAL PETRLM PROD NES	93 284	6 451	2 888	011 MEAT FRESH,CHILLD,FROZEN	461 371	305 384	134 871
423 FIXED VEG OILS,SOFT	1 005	500	224	012 MEAT DRIED,SALTED,SMOKED	82	118	47
513 ORGANIC ACIDS,ETC	19	83	39	014 MEAT PREPD,PRSVD,NES ETC	6 215	2 935	1 285
515 ORG-INORG COMPOUNDS ETC	8	100	44	022 MILK AND CREAM	191 176	38 824	17 282
522 INORG ELEMNTS,OXIDES,ETC	3 008	935	427	023 BUTTER	7 159	6 386	2 765
533 PIGMENTS,PAINTS,ETC	223	69	31	024 CHEESE AND CURD	110 368	65 473	29 057
541 MEDICINAL ETC PRODUCTS	5	349	156	034 FISH FRESH,CHILLED,FROZN	4 145	1 308	591
551 ESSENTIAL OIL,PERFUME,ETC	936	789	344	037 FISH ETC PREPD PRSVD NES	680	915	404
572 EXPLOSIVES,PYROTECH PROD	59	122	60	043 EARLEY UNMILLED	10 563	1 239	552
583 PROD OF POLYMERIZING ETC	6 840	3 566	1 588	048 CEREAL ETC PREPARATIONS	74 725	12 000	5 308
585 PLASTIC MATERIALS NES	4 350	1 276	566	054 VEG ETC FRSH,SMPLY PRSVD	9 906	2 327	1 092
598 MISC CHEMICAL PRODS NES	24 399	10 632	4 734	056 VEGETABLES ETC PRSVD,PREPD	427	140	61
612 LEATHER ETC MANUFACTURES	98	549	230	058 FRUIT PRESERVED,PREPARED	10 202	1 611	695
613 FUR SKINS TANNED,DRRESSED	2 020	98 115	43 636	061 SUGAR AND HONEY	559 756	81 406	36 207
634 VENEERS,PLYWOOD,ETC	8 046	2 530	1 097	062 SUGAR PREPS NON-COCCA	2 329	1 420	630
635 WOOD MANUFACTURES NES	1 893	921	404	071 COFFEE AND SUBSTITUTES	974	1 320	593
642 ARTICLES OF PAPER ETC	286	69	32	072 COCOA	1 060	642	281
651 TEXTILE YARN AND THREAD	214 316	186 881	83 214	073 CHCCOLATE AND PRODUCTS	1 329	1 412	620
652 COTTON FABRICS,WOVEN	6 510	7 081	3 152	074 TEA AND MATE	42	73	33
653 WOVN MAN-MADE FIB FABRIC	2 695	3 667	1 650	075 SPICES	304	191	85
654 OTH WOVEN TEXTILE FABRIC	2 102	355	159	081 FEEDING STUFF FOR ANIMLS	32 561	5 618	2 494
655 KNIT ETC FABRICS	7 863	10 797	4 811	091 MARGARINE AND SHORTENING	5 196	816	345
656 LACE,RIBBONS,TULLE,ETC	383	809	352	098 EDIBLE PRODCTS,PREPS NES	20 556	11 772	5 219
657 SPECIAL TEXTILE ETC PROD	73	113	49	111 NON-ALCOHL BEVERAGES NES	115 340	20 584	9 037
658 TEXTILE ARTICLES NES	49 990	68 929	30 640	112 ALCOHOLIC BEVERAGES	6 905	1 604	704
659 FLOOR COVERINGS ETC	20 430	25 602	11 416	121 TOBACCO UNMNFCTRD,REFUSE	2 823	2 736	1 233
661 CEMENT ETC BUILDING PROD	54 780	7 125	3 139	122 TOBACCO MFRS	11 191	13 976	6 129
662 CLAY,REFRACTORY BLDG PRD	47 124	5 099	2 297	212 FUR SKINS UNDRRESSED	39	1 342	629
663 OTH NONMETAL MINERAL MFS	4 231	872	405	223 SEEDS FOR OTH FIXED OILS	541	74	31
666 POTTERY	462	357	162	232 NATURAL RUBBER,GUMS	281	151	67
671 PIG IRON ETC	357 143	114 996	51 577	233 RUEBER,SYNTHTIC,RECLAIMD	24 852	7 815	3 450
674 IRN,STL UNIV,PLATE,SHEET	11 488	1 979	938	248 WOOD SHAPED	6 977	714	294
675 IRON,STEEL HOOP,STRIP	17 354	2 168	963	251 PULP AND WASTE PAPER	562	91	40
678 IRON,STL TUBES,PIPES,ETC	767	131	57	266 SYNTHETIC FIBRE TO SPIN	138 729	58 037	25 758
679 IRN,STL CASTINGS UNWORKE	1 654	482	218	267 OTHER MAN-MADE FIBRES	19 498	8 671	3 846
681 SILVER,PLATINUM,ETC	11	926	419	268 WOOL(EXC TOPS),ANML HAIR	1 862	1 479	657
682 COPPER EXC CEMENT COPPER	25 942	11 434	5 159	269 WASTE OF TEXTILE FABRICS	400	103	44
684 ALUMINIUM	59 187	26 087	11 577	273 STONE,SAND AND GRAVEL	9 542	204	91
686 ZINC	1 734	250	110	277 NATURAL ABRASIVES NES	6	6 293	2 768
691 STRUCTURES AND PARTS NES	2 216	180	78	278 OTHER CRUDE MINERALS	16 022	1 258	546
692 METAL TANKS,BOXES,ETC	1 530	545	239	281 IRON ORE,CONCENTRATES	3 400	205	92
693 WIRE PRODUCTS NON ELECTR	544	126	60	282 IRON AND STEEL SCRAP	818	117	54
694 STL,COPPR NAILS,NUTS,ETC	3 735	688	312	287 BASE METAL ORES,CONC NES	440	63	30
695 TOOLS	112	2 338	1 030	291 CRUDE ANIMAL MTRIALS NES	998	891	394
697 BASE MTL HOUSEHOLD EQUIP	1 582	2 157	953	292 CRUDE VEG MATERIALS NES	1 264	3 034	1 329
699 OTHER METAL MANUFACTURES	15 769	11 912	5 287	313 BRIQUETS,COKE,SEMI-COKE	112 805	3 767	1 682
711 STEAM BOILERS & AUX PLNT	206	66	31	334 PETROLEUM PRODUCTS,REFIN	43 906	10 347	4 572
713 INTRNL COMBUS PISTN ENGN	310	452	210				

7 IMPORTS AND EXPORTS (SPECIAL TRADE) BY COUNTRIES OF PRODUCTION AND CONSUMPTION AND BY GROUPS OF THE SITC-REV. II 1981

GROUP DESCRIPTION	DT = 100 KG	1 000 DM	1 000 \$	GROUP DESCRIPTION	DT = 100 KG	1 000 DM	1 000 \$
335 RESIDUAL PETRLM PROD NES	19 456	2 905	1 299	744 MECHANICAL HANDLING EQU	29 130	38 513	16 975
411 ANIMAL OILS AND FATS	2 236	446	196	745 NONELEC MACHY, TOOLS NES	13 798	44 452	19 667
423 FIXED VEG OILS, SOFT	3 516	580	260	749 NONELEC MACH PTS, ACC NES	27 529	63 770	28 259
424 FIXED VEG OIL NONSOFT	634	230	100	751 OFFICE MACHINES	655	3 053	1 341
431 PROCESD ANML VEG OIL, ETC	130 711	23 344	10 360	752 AUTOMTIC DATA PROC EQUIP	567	11 603	5 033
511 HYDROCARBONS NES, DERIVS	25 742	4 355	1 936	759 OFFICE & ADP MCH PTS, ACC	203	3 630	1 612
512 ALCOHOLS, PHENOLS, ETC	17 089	5 216	2 334	761 TELEVISION RECEIVERS	10 191	49 274	21 779
513 ORGANIC ACIDS, ETC	136 189	29 488	12 930	762 RADIO BROADCAST RECEIVRS	528	1 985	881
514 NITROGEN-FACTN COMPOUNDS	30 897	16 003	7 140	763 SOUND RECORDRS, PHONOGRPH	642	3 545	1 573
515 ORG-INORG COMPOUNDS ETC	13 808	17 547	7 822	764 TELECOM EQPT, PTS, ACC NES	16 333	112 234	49 561
516 OTHER ORGANIC CHEMICALS	12 535	4 309	1 898	771 ELECTRIC POWER MACHY NES	5 508	7 975	3 578
522 INORG ELEMNTS, OXIDES, ETC	64 169	14 553	6 498	772 SWITCHGEAR ETC & PTS NES	16 867	60 804	26 945
523 OTHR INORGANIC CHEMICALS	144 575	15 504	6 854	773 ELECTR DISTRIBUTING MACH	10 902	9 238	4 097
524 RADIOACTIVE ETC MATERIAL	4	586	259	774 ELECTRO-MEDCL, XRAY EQUIP	330	4 532	2 045
531 SYNT DYE, NAT INDGO, LAKES	10 043	22 596	9 934	775 HOUSEHOLD TYPE EQUIP NES	62 164	61 234	27 267
532 DYES NES, TANNING PRODS	20 830	3 740	1 664	776 TRANSISTORS, VALVES, ETC	18 076	31 252	13 832
533 PIGMENTS, PAINTS, ETC	98 666	38 195	16 892	778 ELECTRICAL MACHINERY NES	57 199	58 684	26 051
541 MEDICINAL ETC PRODUCTS	10 845	54 225	24 063	781 PASS MOTOR VEH EXC BUSES	155 178	168 523	73 686
551 ESSENTL OIL, PERFUME, ETC	1 658	4 337	1 924	782 LORRIES, SPCL MTR VEH NES	441 023	132 585	58 421
553 PERFUMERY, COSMETICS, ETC	2 701	2 351	1 036	783 ROAD MOTOR VEHICLES NES	47 154	43 625	19 262
554 SOAPS, CLEANING ETC PREPS	50 971	17 602	7 808	784 MOTOR VEHCL PTS, ACC NES	258 720	100 112	44 422
562 FERTILIZERS MANUFACTURED	286 361	12 579	5 589	785 MOTOR & OTHER CYCLES ETC	6 234	8 566	3 751
572 EXPLOSIVES, PYROTECH PROD	890	2 660	1 186	786 VEH NES NONMOTR, TRAILERS	76 492	29 361	12 942
582 PROD OF CONDENSATION ETC	141 574	55 186	24 438	791 RAILWAY VEHICLES	1 348	968	426
583 PROD OF POLYMERIZING ETC	281 032	68 411	30 330	792 AIRCRAFT	64	2 986	1 321
584 CELLULOSE DERIVATIVES ETC	15 351	11 936	5 301	793 SHIPS AND BOATS	147 195	44 467	20 698
585 PLASTIC MATERIALS NES	2 368	1 141	507	812 PLUMB, HEATING, LGHTNG EQU	4 932	8 397	3 654
591 PESTICIDES, DISINFECTANTS	29 484	29 052	13 206	821 FURNITURE	12 600	12 590	5 568
592 STARCH, INULIN, GLUTEN, ETC	12 750	7 351	3 274	831 TRAVEL GOODS, HANDBAGS	2 901	766	337
598 MISC CHEMICAL PRODS NES	137 146	42 034	18 606	842 MENS OUTERWEAR NOT KNIT	5 901	10 243	4 559
605 INDUSTRIAL PLANT, CHAF 73	1 009	509	223	843 WOMENS OUTERWEAR NONKNIT	4 578	11 812	5 206
607 INDUSTRIAL PLANT, CHAF 82	117	69	32	844 UNDERWEAR NOT KNIT	26	194	88
611 LEATHER	5 814	15 341	6 726	845 OUTERWEAR KNIT NONELASTC	2 835	6 228	2 769
612 LEATHER ETC MANUFACTURES	358	1 025	465	846 UNDERWEAR KNITTED	10 595	24 293	10 758
613 FUR SKINS TANNED, DRESSED	18 431	504 636	222 996	847 TXTL CLTHNG ACCESRYS NES	1 281	4 194	1 852
621 MATERIALS OF RUBBER	9 205	7 455	3 304	848 HEADGEAR, NONTXTL CLOTHNG	2 148	14 642	6 474
625 RUBBER TYRES, TUBES	24 699	15 139	6 694	851 FOOTWEAR	1 365	5 382	2 375
628 RUBBER ARTICLES NES	3 876	8 339	3 707	871 OPTICAL INSTRUMENTS	85	1 855	820
633 CORK MANUFACTURES	107	208	96	872 MEDICAL INSTRUMENTS NES	1 166	8 215	3 667
634 VENEERS, PLYWOOD, ETC	13 419	2 796	1 231	873 METERS & COUNTERS NES	4 476	2 348	1 051
635 WOOD MANUFACTURES NES	5 151	2 324	1 037	874 MEASURING, CONTROLING INSTR	3 522	35 208	15 759
641 PAPER AND PAPERBOARD	125 722	25 939	11 470	881 PHOTO APPAR & EQUIPT NES	1 263	8 623	3 802
642 ARTICLES OF PAPER ETC	137 793	42 243	18 604	882 PHOTO, CINEMA SUPPLIES	7 000	16 288	7 238
651 TEXTILE YARN AND THREAD	52 532	55 072	24 418	883 DEVELOPED CINEMA FILM	23	236	106
652 COTTON FABRICS, WOVEN	24 688	57 986	25 810	884 OPTICAL GOODS NES	96	2 734	1 222
653 WOVN MAN-MADE FIB FABRIC	55 862	114 658	50 968	885 WATCHES AND CLOCKS	1 212	7 561	3 369
654 OTH WOVEN TEXTILE FABRIC	15 830	43 845	19 095	892 PRINTED MATTER	15 260	15 243	6 661
655 KNIT ETC FABRICS	26 642	58 017	25 702	893 ARTICLES OF PLASTIC NES	27 299	19 279	8 517
656 LACE, RIBBONS, TULLE, ETC	1 600	7 906	3 529	894 TOYS, SPORTING GOODS, ETC	6 420	13 016	5 739
657 SPECIAL TEXTILE ETC PROD	17 671	28 815	12 822	895 OFFICE SUPPLIES NES	2 121	6 266	2 766
658 TEXTILE ARTICLES NES	1 049	2 237	998	896 WORKS OF ART ETC	6	422	189
659 FLOOR COVERINGS ETC	2 184	2 322	1 025	897 GOLD, SILVER WARE, JEWELRY	122	2 617	1 146
661 CEMENT ETC BUILDING PROD	1 736	173	77	898 MUSICAL INSTRUMENTS, PTS	3 463	8 700	3 882
662 CLAY, REFRACTORY BLDG PRD	116 177	14 851	6 560	899 OTHER MANUFACTURED GOODS	4 988	14 626	6 496
663 OTH NONMETAL MINERAL PFS	25 493	13 883	6 143	941 200 ANIMALS, PETS	7	80	36
664 GLASS	53 935	9 081	4 066	951 WAR FIREARMS, AMMUNITION	1 501	3 457	1 556
665 GLASSWARE	130 887	26 971	11 884	961 COIN NONGOLD, NONCURRENT		178	79
666 POTTERY	10 348	7 183	3 167	971 GOLD, NON MONETARY NES		2 440	1 091
667 PEARL, PREC-, SEMI-P STONE		374	167	972 GOLD COIN		321	145
671 PIG IRON ETC	83 057	4 281	1 847				
672 IRON, STL PRIMARY FORMS	439 739	25 687	10 716	ICELAND			
673 IRON AND STEEL SHAPES	277 971	25 101	11 161				
674 IRN, STL UNIV, PLATE, SHEET	546 846	81 932	36 084	IMPORTS	681 075	150 499	66 727
675 IRON, STEEL HOOP, STRIP	451 959	34 625	15 693				
676 RAILWAY RAILS ETC IRN, STL	7 912	675	291	001 LIVE ANIMALS	257	296	129
677 IRN, STL WIRE EXCL W ROD	46 640	7 326	3 235	011 MEAT FRESH, CHILLD, FROZEN	732	422	192
678 IRON, STL TUBES, PIPES, ETC	214 926	37 519	16 726	014 MEAT PREPD, PRSVD, NES ETC	200	130	65
679 IRN, STL CASTINGS UNWORK	6 231	1 144	501	024 CHEESE AND CURD	1 167	352	164
681 SILVER, PLATINUM, ETC	67	2 758	1 226	034 FISH FRESH, CHILLED, FROZEN	162 390	35 289	15 736
682 COPPER EXCL CEMENT COPPER	7 528	7 332	3 237	035 FISH SALTED, DRIED, SMOKED	11 783	5 435	2 452
683 NICKEL	206	467	219	036 SHELL FISH FRESH, FROZEN	79	172	75
684 ALUMINIUM	26 610	14 782	6 421	037 FISH ETC PREPD PRSVD NES	6 451	8 695	3 845
685 LEAD	299	145	65	061 FEEDING STUFF FOR ANMLS	75 977	7 862	3 497
686 ZINC	9 559	2 184	958	212 FUR SKINS UNRESSED	12	178	78
687 TIN	244	730	328	268 WOOL(EXC TOPS), ANML HAIR	1 414	853	385
689 NON-FER BASE METALS NES	30	396	175	278 OTHER CRUDE MINERALS	9 849	678	289
691 STRUCTURES AND PARTS NES	21 491	9 759	4 294	288 NONFERR METAL SCRAP NES	13 973	602	262
692 METAL TANKS, BOXES, ETC	8 691	6 205	2 744	291 CRUDE ANIMAL MTRIALS NES	65	1 695	779
693 WIRE PRODUCTS NON ELECTR	17 663	10 109	4 495	411 ANIMAL OILS AND FATS	103 625	10 639	4 719
694 STL, COPPR NAILS, NUTS, ETC	10 547	6 959	3 098	431 PROCESD ANML VEG OIL, ETC	356	102	46
695 TOOLS	10 787	19 836	8 819	598 MISC CHEMICAL PRODS NES	54 807	3 931	1 746
696 CUTLERY	2 353	8 913	3 947	613 FUR SKINS TANNED, DRESSED	105	365	165
697 BASE PTL HOUSEHOLD EQUIP	19 049	29 665	13 072	651 TEXTILE YARN AND THREAD	483	1 071	475
699 OTHER METAL MANUFACTURES	29 973	29 016	12 895	658 TEXTILE ARTICLES NES	18	71	32
700 INDUSTRIAL PLANT, CHAF 84	7 656	30 372	14 017	671 PIG IRON ETC	85 808	11 702	4 931
703 INDUSTRIAL PLANT, CHAF 85	1 830	6 731	3 065	684 ALUMINIUM	148 346	48 356	21 517
711 STEAM BOILERS & AUX PLNT	3 016	4 127	1 780	744 MECHANICAL HANDLING EQU	101	77	31
712 STEAM ENGINES, TURBINES	974	4 470	1 977	821 FURNITURE	197	334	166
713 INTRNL COMBUS PISTN ENGN	61 297	48 476	21 433	845 OUTERWEAR KNIT NONELASTC	838	8 516	3 776
714 ENGINES & MOTORS NES	96	5 079	2 273	847 TXTL CLTHNG ACCESRYS NES	28	237	105
716 ROTATING ELECTRIC PLANT	8 031	15 852	6 921	848 HEADGEAR, NONTXTL CLOTHNG	45	310	136
718 OTH POWER GENERATG MACHY	82	399	177	896 WORKS OF ART ETC	3	329	147
721 AGRIC MACHY, EXC TRACTORS	27 802	30 012	13 608	941 200 ANIMALS, PETS	25	67	30
722 TRACTORS NON-ROAD	46 020	38 514	17 107				
723 CIVIL ENGINEERS EQUIP ETC	110 786	39 414	17 434	EXPORTS	833 869	244 445	108 544
724 TEXTILE, LEATHER MACHNRY	24 793	72 024	31 516				
725 PAPER ETC MILL MACHINERY	2 001	3 707	1 660	043 BARLEY UNMILLED	2 000	77	38
726 PRINTG, BKBINDG MACHY, PTS	8 402	13 953	6 151	047 OTHER CEREAL MEALS, FLOUR			
727 FOOD MACHY NON-FORESTJC	11 642	26 736	11 771	048 CEREAL ETC PREPARATIONS	8 919	954	429
728 OTH MACHY FOR SPCL INDUS	54 530	83 117	36 834	054 VEG ETC FRSH, SMPLY PRSVD	7 221	401	180
736 MACHINE TOOLS FOR METAL	15 420	30 204	13 353	056 VEGTBLES ETC PRSVD, PREPD	401	116	52
737 METALWORKING MACHNRY NES	4 159	7 805	3 460	057 FRUIT, NUTS, FRESH, DRIED	2 724	784	342
741 HEATING, COOLING EQUIPNT	28 947	46 602	20 578	058 FRUIT PRESERVED, PREPARED	799	225	98
742 PUMPS FOR LIQUIDS ETC	6 008	17 074	7 567	061 SUGAR AND HONEY	18 337	2 128	926
743 PUMPS NES, CENTRIFUGES ETC	21 735	46 237	20 543	062 SUGAR PREPS NON-COCA	200	120	57

## 7 IMPORTS AND EXPORTS (SPECIAL TRADE) BY COUNTRIES OF PRODUCTION AND CONSUMPTION AND BY GROUPS OF THE SITC-REV. II 1981

GROUP DESCRIPTION	DT = 100 KG	1 000 DM	1 000 \$	GROUP DESCRIPTION	DT = 100 KG	1 000 DM	1 000 \$
071 COFFEE AND SUBSTITUTES	98	200	85	781 PASS MOTOR VEH EXC BUSES	13 035	15 489	6 801
072 CCQUA	1 429	1 147	509	782 LORRIES, SPCL MTR VEH NES	10 939	8 546	3 777
073 CHOCOLATE AND PRODUCTS	463	382	161	783 ROAD MOTOR VEHICLES NES	1 733	1 661	718
075 SPICES	163	111	40	784 MOTOR VEHCL PTS, ACC NES	2 539	3 922	1 729
081 FEEDING STLF FOR ANML	89 089	3 390	1 508	785 MOTOR & OTHER CYCLES ETC	1 895	2 360	1 002
098 EDIBLE PRODCTS, PREPS NES	2 180	656	285	786 VEH NES NONMOTR, TRAILERS	2 873	938	407
112 ALCOHOLIC BEVERAGES	2 092	942	407	812 PLUMB, HEATING, LGHTNG EQU	1 246	1 232	544
248 WOOD SHAPED	640	117	52	821 FURNITURE	1 611	1 879	830
268 WOOL(EXC TOPS), ANML HAIR	2 467	2 309	1 068	831 TRAVEL GOODS, HANDBAGS	297	1 203	529
278 OTHER CRUDE MINERALS	8 999	134	62	842 MENS OUTERWEAR NOT KNIT	104	1 107	495
292 CRUDE VEG MATERIALS NES	358	288	125	843 WOMENS OUTERWEAR NONKNIT	102	1 766	778
334 PETROLEUM PRODUCTS, REFIN	396 873	25 355	12 214	844 UNDERWEAR NOT KNIT	33	296	127
335 RESIDUAL PETRLM PROD NES	1 376	231	107	845 OUTERWEAR KNIT NONELASTC	115	1 405	618
423 FIXED VEG OILS, SOFT	473	80	33	846 UNDERWEAR KNITTED	258	2 285	999
431 PROCESD ANML VEG OIL, ETC	1 483	309	145	847 TXTL CLYTHG ACCESSRYS NES	70	708	316
511 HYDROCARBONS NES, DERIVS	620	122	55	848 HEADGEAR, NONTXTL CLOTHNG	80	356	155
512 ALCOHOLS, PHENOLS, ETC	272	92	43	851 FOOTWEAR	721	3 386	1 485
513 ORGANIC ACIDS, ETC	4 464	1 430	648	871 OPTICAL INSTRUMENTS	17	283	122
522 INORG ELEMNTS, OXIDES, ETC	1 560	360	157	872 MEDICAL INSTRUMENTS NES	71	671	291
523 OTHR INORGANIC CHEMICALS	6 351	441	192	873 METERS & COUNTERS NES	91	445	200
531 SYNT DYE, NAT INDGO, LAKES	187	678	302	874 MEASURING, CONTROLNG INSTR	211	3 647	1 592
533 PIGMENTS, PAINTS, ETC	3 237	1 555	688	881 PHOTO APPAR & EQUIPT NES	119	967	424
541 MEDICINAL ETC PRODUCTS	250	1 180	519	882 PHOTO, CINEMA SUPPLIES	742	1 211	527
553 PERFUMERY, COSMETICS, ETC	705	977	428	884 OPTICAL GOODS NES	12	648	278
554 SOAPS, CLEANING ETC PREPS	3 624	1 174	516	885 WATCHES AND CLOCKS	53	331	141
562 FERTILIZERS MANUFACTURED	4 002	150	69	892 PRINTED MATTER	875	1 181	514
572 EXPLOSIVES, PYROTECH PROD	92	233	104	893 ARTICLES OF PLASTIC NES	5 370	4 992	2 204
582 PROD OF CONDENSATION ETC	1 785	973	422	894 TOYS, SPORTING GOODS, ETC	1 141	2 097	923
583 PROD OF POLYMERIZING ETC	34 582	8 519	3 774	895 OFFICE SUPPLIES NES	87	455	195
591 PESTICIDES, DISINFECTANTS	5 064	1 649	770	897 GOLD, SILVER WARE, JEWELRY	1	1 291	573
592 STARCH, INULIN, GLUTEN, ETC	879	361	158	898 MUSICAL INSTRUMENTS, PTS	205	763	335
598 MISC CHEMICAL PRODS NES	4 059	1 160	497	899 OTHER MANUFACTURED GOODS	393	1 124	492
612 LEATHER ETC MANUFACTURES	80	328	141				
621 MATERIALS OF RUBBER	2 112	1 271	556	FARGE IS			
625 RUBBER TYRES, TUBES	3 097	1 036	456				
628 RUBBER ARTICLES NES	200	451	196	IMPORTS	147 553	54 176	24 138
634 VENEERS, PLYWOOD, ETC	2 712	979	423				
635 WOOD MANUFACTURES NES	433	454	198	034 FISH FRESH, CHILLED, FROZN	124 896	41 834	18 584
641 PAPER AND PAPERBOARD	6 928	1 767	773	035 FISH SALTED, DRIED, SMOKED	22 036	9 710	4 396
642 ARTICLES OF PAPER ETC	5 116	2 753	1 207	036 SHELL FISH FRESH, FROZEN	351	145	66
651 TEXTILE YARN AND THREAD	203	354	150	845 OUTERWEAR KNIT NONELASTC	207	1 371	597
652 COTTON FABRICS, WOVEN	701	1 546	677	896 WORKS OF ART ETC	5	985	437
653 WOVN MAN-MADE FIB FABRIC	539	1 859	807				
654 OTH WOVEN TEXTILE FABRIC	114	459	202	EXPORTS	4 178	4 673	2 083
655 KNIT ETC FABRICS	154	498	217				
656 LACE, RIBBONS, TULLE, ETC	52	316	144	292 CRUDE VEG MATERIALS NES	13	80	37
657 SPECIAL TEXTILE ETC PROD	1 332	1 310	570	641 PAPER AND PAPERBOARD	426	159	77
658 TEXTILE ARTICLES NES	175	604	264	642 ARTICLES OF PAPER ETC	540	203	90
659 FLOOR COVERINGS ETC	2 634	1 782	788	657 SPECIAL TEXTILE ETC PROD	135	162	72
661 CEMENT ETC BUILDING PROD	6 343	321	138	659 FLOOR COVERINGS ETC	310	103	45
662 CLAY, REFRACTORY BLDG PRD	4 964	569	249	699 OTHER METAL MANUFACTURES	248	388	175
663 OTH NONMETAL MINERAL MFS	958	516	225	711 STEAM BOILERS & AUX PLNT	76	69	33
664 GLASS	2 106	609	262	716 ROTATING ELECTRIC PLANT	84	138	62
665 GLASSWARE	273	336	149	723 CIVIL ENGINEERG EQUIP ETC	72	108	51
666 POTTERY	727	1 422	623	727 FOOD MACHRY NON-DOMESTIC	182	1 421	651
673 IRON AND STEEL SHAPES	6 326	648	285	749 NONELEC MACH PTS, ACC NES	12	76	30
674 IRN, STL UNIV, PLATE, SHEET	10 893	1 839	825	764 TELECOM EQPT, PTS, ACC NES	30	77	31
675 IRON, STEEL HOOP, STRIP	839	99	44	775 HOUSEHOLD TYPE EQUIP NES	159	202	89
678 IRON, STL TUBES, PIPES, ETC	27 554	3 603	1 581	821 FURNITURE	95	68	31
679 IRN, STL CASTINGS UNWORKE	643	111	46	874 MEASURING, CONTROLNG INSTR	4	177	74
681 SILVER, PLATINUM, ETC	2	236	102	893 ARTICLES OF PLASTIC NES	177	130	60
682 COPPER EXC CEMENT COPPER	438	557	242				
684 ALUMINIUM	890	577	255	NORWAY			
691 STRUCTURES AND PARTS NES	3 237	1 435	623				
692 METAL TANKS, BOXES, ETC	1 360	1 242	542	IMPORTS	190 187 722	9 418 147	4 188 593
693 WIRE PRODUCTS NON ELECTR	389	106	48				
694 STL, COPPR NAILS, NUTS, ETC	1 837	1 203	525	011 MEAT FRESH, CHILLD, FROZEN	4 523	1 725	771
695 TOOLS	894	2 194	968	014 MEAT PREPD, PRSVD, NES ETC	2 668	960	433
696 CUTLERY	192	1 181	519	024 CHEESE AND CURD	7 304	3 848	1 706
697 BASE MTL HOUSEHOLD EQUIP	1 242	853	370	034 FISH FRESH, CHILLED, FROZN	176 084	69 271	30 897
699 OTHER METAL MANUFACTURES	4 473	3 291	1 452	035 FISH SALTED, DRIED, SMOKED	18 497	12 872	5 711
711 STEAM BOILERS & AUX PLNT	65	80	40	036 SHELL FISH FRESH, FROZEN	2 304	947	436
712 STEAM ENGINES, TURBINES	4	143	64	037 FISH ETC PREPD PRSVD NES	18 109	13 079	5 821
713 INTRNL COMBUS PISTN ENGN	864	3 550	1 526	045 CEREALS NES UNMILLED	36 723	1 323	594
716 ROTATING ELECTRIC PLANT	320	563	254	048 CEREAL ETC PREPARATIONS	2 596	1 035	459
721 AGRIC MACHY, EXC TRACTORS	2 930	2 169	940	057 FRUIT, NUTS, FRESH, DRIED	633	446	198
722 TRACTORS NON-ROAD	381	387	179	058 FEED PRESERVED, PREPARED	7 211	4 376	1 929
723 CIVIL ENGINEERG EQUIP ETC	6 780	3 627	1 578	081 FEEDING STUFF FOR ANIMLS	281 457	34 258	14 641
724 TEXTILE, LEATHER MACHNRY	873	3 842	1 710	098 EDIBLE PRODCTS, PREPS NES	346	399	175
725 PAPER ETC MLL MACHINERY	182	365	156	112 ALCOHOLIC BEVERAGES	2 745	2 222	997
726 PRINTG, PKBNDG MACHY, PTS	931	3 228	1 395	211 HIDES, SKINS, UNDRRESSED	8 866	2 751	1 250
727 FOOD MACHRY NON-DOMESTIC	1 660	7 313	3 192	212 FUR SKINS UNDRRESSED	858	31 137	14 222
728 OTH MACHY FOR SPCL INDUS	2 149	3 154	1 356	247 OTH WOOD ROUGH, SQUARED	30 894	939	422
736 MACHINE TOOLS FOR METAL	367	826	359	248 WOOD SHAPED	384 541	31 440	14 060
737 METALWORKING MACHNRY NES	96	196	90	251 PULP AND WASTE PAPER	967 920	95 955	42 406
741 HEATING, COOLING EQUIPMNT	653	1 251	559	267 OTHER MAN-MADE FIBRES	18 456	4 680	2 086
742 PUMPS FOR LIQUIDS ETC	236	888	390	268 WOOL(EXC TOPS), ANML HAIR	1 437	862	379
743 PUMPS NES, CENTRIFUGES ETC	1 915	3 476	1 531	273 STONE, SAND AND GRAVEL	7 179 071	25 186	11 091
744 MECHANICAL HANDLING EQU	4 019	3 557	1 571	274 SULPHUR ETC	396 701	2 960	1 255
745 NONELEC MACHY, TOOLS NES	714	1 784	779	278 OTHER CRUDE MINERALS	5 241 520	41 000	18 164
749 NONELEC MACH PTS, ACC NES	2 052	4 758	2 093	281 IRON ORE, CONCENTRATES	15 256 957	98 083	43 571
751 OFFICE MACHINES	70	454	205	282 IRON AND STEEL SCRAP	78 995	2 564	1 134
752 AUTOMTIC DATA PROC EQUIP	84	1 886	836	287 BASE METAL ORES, CONC NES	3 816 753	53 392	23 688
759 OFFICE & ADP MCH PTS, ACC	7	273	122	288 NONFERR METAL SCRAP NES	173 381	26 238	11 544
761 TELEVISION RECEIVERS	1 059	3 073	1 341	289 PREC METAL ORE, WASTE NES	189	2 001	831
762 RADIO BROADCAST RECEIVERS	79	254	109	291 CRUDE ANIMAL MTRIALS NES	174	229	100
763 SOUND RECORDRS, PHONOGRPH	31	358	153	292 CRUDE VEG MATERIALS NES	4 724	1 479	637
764 TELECOM EQPT, PTS, ACC NES	404	2 227	997	322 COAL, LIGNITE, PEAT	747 890	12 893	5 501
771 ELECTRIC POWER MACHY NES	1 315	1 075	448	333 CRUDE PETROLEUM	27 822 547	1 861 066	827 059
772 SWITCHGEAR ETC & PTS NES	1 415	4 655	2 059	334 PETROLEUM PRODUCTS, REFIN	2 694 991	174 778	77 579
773 ELECTR DISTRIUTING MACH	2 372	1 547	679	335 RESIDUAL PETRLM PROD NES	33 673	1 441	621
774 ELECTRO-MEDCL, XRAY EQUIP	111	915	417	341 GAS NATURAL AND MANUFCTD			
775 HOUSEHOLD TYPE EQUIP NES	3 363	4 292	1 894	411 ANIMAL OILS AND FATS	274 486	25 280	10 905
776 TRANSISTORS, VALVES, ETC	4	142	65	431 PROCESD ANML VEG OIL, ETC	35 741	4 570	2 027
778 ELECTRICAL MACHINERY NES	5 451	5 095	2 239	511 HYDROCARBONS NES, DERIVS	207 661	22 416	9 844

## 7 IMPORTS AND EXPORTS (SPECIAL TRADE) BY COUNTRIES OF PRODUCTION AND CONSUMPTION AND BY GROUPS OF THE SITC-REV. II 1981

GROUP DESCRIPTION	DT = 100 KG	1 000 DM	1 000 \$	GROUP DESCRIPTION	DT = 100 KG	1 000 DM	1 000 \$
512 ALCOHOLS, PHENOLS, ETC	13 122	2 388	1 109	821 FURNITURE	10 013	13 888	6 230
513 ORGANIC ACIDS, ETC	3 424	1 071	482	831 TRAVEL GOODS, HANDBAGS	180	252	110
514 NITROGEN-FUNCTN COMPOUNDS	3 975	1 117	495	842 MENS OUTERWEAR NOT KNIT	225	1 964	885
516 OTHER ORGANIC CHEMICALS	3 638	4 987	2 193	843 WOMENS OUTERWEAR NONKNIT	10	163	71
522 INORG ELEHNTS, OXIDES, ETC	149 310	34 926	15 426	845 OUTERWEAR KNIT NONELASTC	896	7 918	3 478
523 OTHR INORGANIC CHEMICALS	147 934	26 895	12 042	846 UNDERWEAR KNITTED	155	1 071	463
524 RADIOACTIVE ETC MATERIAL	19	797	336	847 TXTL CLTHNG ACCESSRY NES	261	1 093	476
533 PIGMENTS, PAINTS, ETC	9 508	4 910	2 176	848 HEADGEAR, NONTXLT CLOTHNG	32	646	277
541 MEDICINAL ETC PRODUCTS	846	9 037	3 961	851 FOOTWEAR	55	222	100
553 PERFUMERY, COSMETICS, ETC	53	85	35	871 OPTICAL INSTRUMENTS	18	124	53
554 SOAPS, CLEANING ETC PREPS	11 491	2 234	994	872 MEDICAL INSTRUMENTS NES	739	4 342	1 917
572 EXPLOSIVES, PYROTECH PROD	2 802	4 739	2 114	873 METERS & COUNTERS NES	4	80	36
582 PROD OF CONDENSATION ETC	20 382	5 907	2 614	874 MEASURING, CONTROLLING INSTR	1 003	12 635	5 659
583 PROD OF POLYMERIZING ETC	607 860	120 448	53 480	881 PHOTO APPAR & EQUIPT NES	84	810	359
584 CELLULOSE DERIVATIVES ETC	5 288	2 561	1 146	882 PHOTO, CINEMA SUPPLIES	80	977	412
585 PLASTIC MATERIALS NES	5 562	6 587	2 914	884 OPTICAL GOODS NES	139	139	61
598 MISC CHEMICAL PRODS NES	76 914	10 484	4 663	885 WATCHES AND CLOCKS	17	127	55
611 LEATHER	1 388	2 955	1 332	892 PRINTED MATTER	806	1 295	580
612 LEATHER ETC MANUFACTURES	12	87	41	893 ARTICLES OF PLASTIC NES	8 302	5 735	2 544
613 FUR SKINS TANNED, DRESSED	806	9 472	4 255	894 TOYS, SPORTING GOODS, ETC	2 022	3 151	1 375
621 MATERIALS OF RUBBER	516	443	191	896 WORKS OF ART ETC	27	755	331
625 RUBBER TYRES, TUBES	7 610	5 286	2 357	897 GOLD, SILVER WARE, JEWELRY	800	800	352
628 RUBBER ARTICLES NES	865	775	345	898 MUSICAL INSTRUMENTS, PTS	44	486	228
634 VENEERS, PLYWOOD, ETC	10 591	706	312	899 OTHER MANUFACTURED GOODS	1 250	770	334
635 WOOD MANUFACTURES NES	18 160	5 995	2 622	971 GOLD, NON MONETARY NES	2 891	1 276	1 276
641 PAPER AND PAPERBOARD	1 625 289	187 410	83 961	EXPORTS			
642 ARTICLES OF PAPER ETC	18 319	5 019	2 225	022 MILK AND CREAM	16 308 673	4 950 312	2 196 265
651 TEXTILE YARN AND THREAD	3 470	3 446	1 540	024 CHEESE AND CURD			
652 COTTON FABRICS, WOVEN	78	249	110	042 RICE	4 561	692	312
653 WOVN MAN-MADE FIB FABRIC	213	846	378	045 CEREALS NES UNMILLED	44 654	1 999	883
654 OTH WOVEN TEXTILE FABRIC	897	848	377	047 OTHER CEREAL MEALS, FLOUR			
656 LACE, RIBBONS, TULLE, ETC	14	89	39	048 CEREAL ETC PREPARATIONS	87 624	7 775	3 596
657 SPECIAL TEXTILE ETC PROD	8 519	9 196	4 137	054 VEG ETC FRSH, SMPLY PRSVD	3 489	2 239	1 020
658 TEXTILE ARTICLES NES	379	1 594	702	056 VEGTBLES ETC FRSD, PREPD	1 669	1 341	586
659 FLOOR COVERINGS ETC	150	74	31	057 FRUIT, NUTS, FRSH, DRIED	11 480	2 739	1 223
661 CEMENT ETC BUILDING PROD	3 884	539	238	058 FRUIT PRESERVED, PREPARED	5 673	1 274	559
662 CLAY, REFRACTORY BLDG PRD	115 406	6 006	2 649	061 SUGAR AND HONEY	332 291	33 955	14 998
663 OTH NONMETAL MINERAL MFS	11 978	4 153	1 839	062 SUGAR PREPS NON-COCOA	3 499	2 090	928
664 GLASS	2 291	743	337	071 COFFEE AND SUBSTITUTES	3 235	7 113	3 151
665 GLASSWARE	69	110	49	072 COCOA	4 889	4 868	2 168
666 POTTERY	233	450	198	073 CHOCOLATE AND PRODUCTS	5 775	4 741	2 115
667 PEARL, PREC-, SEMI-P STONE		118	53	074 TEA AND MATE	367	416	187
671 PIG IRON ETC	2 342 171	245 088	108 291	075 SPICES	1 714	1 006	451
672 IRON, STL PRIMARY FORMS	178 875	8 130	3 540	081 FEEDING STUFF FOR ANMLS	65 706	8 842	3 916
673 IRON AND STEEL SHAPES	468 937	34 029	15 135	082 EDIBLE PRODUCTS, PREPS NES	11 239	4 091	1 807
674 IRN, STL UNIV, PLATE, SHEET	16 287	1 213	530	111 NON-ALCOHL BEVERAGES NES	8 218	1 561	679
675 IRON, STEEL HOOP, STRIP	20 132	1 994	883	112 ALCOHOLIC BEVERAGES	15 713	5 495	2 436
678 IRON, STL TUBES, PIPES, ETC	12 100	4 780	2 135	122 TOBACCO MFRS	115	310	136
679 IRN, STL CASTINGS UNWORKE	342	84	36	211 HIDES, SKINS, UNRESSED	15 657	3 320	1 481
681 SILVER, PLATINUM, ETC	14	1 011	447	222 SEEDS FOR SOFT FIXED OIL	2 206	384	173
682 COPPER EXC CEMENT COPPER	103 759	45 496	20 199	223 SEEDS FOR OTH FIXED OILS	1 447	266	116
683 NICKEL	6 558	10 082	4 397	233 RUBBER, SYNTHETIC, RECLAIMD	10 739	2 739	1 201
684 ALUMINIUM	2 114 721	696 792	308 243	248 WOOD SHAPED	24 769	2 452	1 085
686 ZINC	144 655	27 616	12 240	251 PULP AND WASTE PAPER	18 575	302	130
689 NON-FER BASE METALS NES	110 762	67 379	30 084	263 COTTON	4 359	1 017	440
691 STRUCTURES AND PARTS NES	14 926	5 020	2 267	266 SYNTHETIC FIBRE TO SPIN	17 123	6 909	3 079
692 METAL TANKS, BOXES, ETC	1 655	1 156	502	268 WOOL (EXC TOPS), ANML HAIR	3 353	2 998	1 325
693 WIRE PRODUCTS NON ELECTR	1 216	1 049	454	273 STONE, SAND AND GRAVEL	26 169	618	273
694 STL, COPPR NAILS, NUTS, ETC	252	357	156	278 OTHER CRUDE MINERALS	1 155 689	13 027	5 823
695 TOOLS	1 037	2 008	890	287 BASE METAL ORES, CONC NES	7 918	708	313
696 CUTLERY	231	975	417	291 CRUDE ANIMAL MTRIALS NES	9 856	4 188	1 880
697 BASE MTL HOUSEHOLD EQUIP	13 112	7 915	3 569	292 CRUDE VEG MATERIALS NES	11 989	6 050	2 689
699 OTHER METAL MANUFACTURES	29 315	15 348	6 789	322 COAL, LIGNITE, PEAT	302 750	8 640	3 874
712 STEAM ENGINES, TURBINES	39	79	34	323 BRIQUETS, COKE, SEMI-COKE	573 363	14 176	6 218
713 INTRNL COMBUS PISTN ENGN	7 899	11 034	4 793	334 PETROLEUM PRODUCTS, REFIN	1 619 143	125 468	54 495
714 ENGINES & MOTORS NES	51	420	204	335 RESIDUAL PETRLM PROD NES	591 143	47 340	20 989
716 ROTATING ELECTRIC PLANT	1 528	4 103	1 799	341 GAS NATURAL AND MANUFCTD			
718 OTH POWER GENERATG MACHY	301	4 995	219	411 ANIMAL OILS AND FATS	1 274	144	65
721 AGRIC MACHY, EXC TRACTORS	16 822	10 952	4 871	423 FIXED VEG OILS, SOFT	268	80	34
723 CIVIL ENGINEERG EQUIP ETC	3 985	4 641	2 133	424 FIXED VEG OIL NONSOFT	2 805	530	230
724 TEXTILE, LEATHER MACHNRY	393	721	321	431 PROCESD ANML VEG OIL, ETC	10 268	1 510	676
725 PAPER ETC MILL MACHINERY	1 510	3 083	1 433	511 HYDROCARBONS NES, DERIVS	20 513	3 831	1 708
726 PRINTG, BK BINDG MACHY, PTS	547	902	400	512 ALCOHOLS, PHENOLS, ETC	105 159	17 591	7 856
727 FOOD MACHY NON-DOMESTIC	6 061	6 092	2 680	513 ORGANIC ACIDS, ETC	256 299	26 429	11 645
728 OTH MACHY FOR SPCL INDUS	5 701	13 695	6 077	514 NITROGEN-FUNCTN COMPOUNDS	17 362	7 497	3 356
736 MACHINE TOOLS FOR METAL	488	1 087	484	515 ORG-INORG COMPOUNDS ETC	2 893	3 074	1 379
737 METALWORKING MACHNRY NES	639	1 180	517	516 OTHER ORGANIC CHEMICALS	17 582	4 919	2 155
741 HEATING, COOLING EQUIPMNT	6 770	10 740	4 719	522 INORG ELEHNTS, OXIDES, ETC	123 166	20 707	9 195
742 PUMPS FOR LIQUIDS ETC	1 329	4 644	2 048	523 OTHR INORGANIC CHEMICALS	2 215 919	30 960	13 677
743 PUMPS NES, CENTRIFUGES ETC	2 645	9 168	4 082	524 RADIOACTIVE ETC MATERIAL	10	701	308
744 MECHANICAL HANDLING EQU	13 773	14 344	6 358	531 SYNT DYE, NAT INDGO, LAKES	6 522	11 104	4 961
745 NONELEC MACHY, TOOLS NES	4 602	12 219	5 401	532 DYES NES, TANNING PRODS	1 862	498	221
749 NONELEC MACH PTS, ACC NES	7 282	11 451	5 130	533 PIGMENTS, PAINTS, ETC	46 724	29 234	12 905
751 OFFICE MACHINES	344	1 619	710	541 MEDICINAL ETC PRODUCTS	3 284	25 110	11 153
752 AUTOMTIC DATA PROC EQUIP	1 342	27 592	12 205	551 ESSENTL OIL, PERFUME, ETC	340	1 044	466
759 OFFICE & ADP MCH PTS, ACC	146	5 711	2 516	553 PERFUMERY, COSMETICS, ETC	5 623	7 536	3 347
762 RADIO BROADCAST RECEIVRS	146	828	375	554 SOAPS, CLEANING ETC PREPS	23 259	7 572	3 363
763 SOUND RECORDRS, PHONOGRPH	912	5 359	2 373	562 FERTILIZERS MANUFACTURED	720 475	18 281	8 197
764 TELECOM EQPT, PTS, ACC NES	1 919	18 009	6 041	572 EXPLOSIVES, PYROTECH PROD	4 542	10 582	4 700
771 ELECTRIC POWER MACHY NES	959	3 711	1 625	582 PROD OF CONDENSATION ETC	72 329	35 569	15 860
772 SWITCHGEAR ETC & PTS NES	3 800	13 949	6 189	583 PROD OF POLYMERIZING ETC	436 021	112 866	50 108
773 ELECTR DISTRIBUTING MACH	3 024	2 692	1 306	584 CELLULOSE DERIVATIVES ETC	3 944	2 902	1 266
774 ELECTRO-MEDCL, XRAY EQUIP	4	108	49	585 PLASTIC MATERIALS NES	4 047	694	307
775 HOUSEHOLD TYPE EQUIP NES	2 284	3 721	1 651	591 PESTICIDES, DISINFECTANTS	5 481	4 717	2 147
776 TRANSISTORS, VALVES, ETC	14	239	107	592 STARCH, INULIN, GLUTEN, ETC	16 028	5 815	2 588
773 ELECTRICAL MACHINERY NES	10 325	6 245	2 745	598 MISC CHEMICAL PRODS NES	167 917	47 160	21 039
781 PASS MOTOR VEH EXC BUSES	256	291	133	605 INDUSTRIAL PLANT, CHAP 73	2 327	1 310	531
782 LORRIES, SPCL MTR VEH NES	1 651	2 145	914	611 LEATHER	1 820	6 143	2 731
783 ROAD MOTOR VEHICLES NES	100	70	30	612 LEATHER ETC MANUFACTURES	1 337	3 268	1 465
784 MOTOR VEHCL PTS, ACC NES	27 709	28 578	12 700	613 FUR SKINS TANNED, DRESSED	78	4 675	2 039
786 VEH NES NONMOTR, TRAILERS	639	559	250	621 MATERIALS OF RUBBER	13 548	9 655	4 281
791 RAILWAY VEHICLES	935	657	298	625 RUBBER TYRES, TUBES	40 642	28 481	12 584
792 AIRCRAFT	21	1 276	560	628 RUBBER ARTICLES NES	4 762	9 549	4 247
793 SHIPS AND BOATS	167 075	105 461	47 342				
812 PLUMBING, HEATING, LGHTNG EQU	2 287	4 293	1 915				



## 7 IMPORTS AND EXPORTS (SPECIAL TRADE) BY COUNTRIES OF PRODUCTION AND CONSUMPTION AND BY GROUPS OF THE SITC-REV. II 1981

GROUP DESCRIPTION	DT = 100 KG	1 000 DM	1 000 \$	GROUP DESCRIPTION	DT = 100 KG	1 000 DM	1 000 \$
633 CORK MANUFACTURES	273	187	88	871 OPTICAL INSTRUMENTS	193	3 014	1 337
634 VENEERS,PLYWOOD,ETC	20 662	9 702	4 320	872 MEDICAL INSTRUMENTS NES	1 896	16 264	7 236
635 WOOD MANUFACTURES NES	9 543	3 977	1 777	873 METERS & COUNTERS NES	1 774	10 899	4 825
641 PAPER AND PAPERBOARD	101 684	26 132	11 598	874 MEASURING,CONTROLLING INSTR	6 128	66 799	29 644
642 ARTICLES OF PAPER ETC	29 821	17 944	7 976	881 PHOTO APPAR & EQUIPT NES	2 952	13 492	5 985
651 TEXTILE YARN AND THREAD	19 652	21 317	9 545	882 PHOTO,CINEMA SUPPLIES	6 699	12 366	5 453
652 COTTON FABRICS,WOVEN	4 837	14 535	6 423	883 DEVELOPED CINEMA FILM	15	221	100
653 WOVN MAN-MADE FIB FABRIC	16 560	35 475	15 797	884 OPTICAL GOODS NES	395	12 603	5 627
654 OTH WOVEN TEXTILE FABRIC	1 922	3 627	1 604	885 WATCHES AND CLOCKS	2 034	12 893	5 694
655 KNIT ETC FABRICS	3 227	7 143	3 173	892 PRINTED MATTER	37 750	29 030	12 859
656 LACE,RIBBONS,TULLE,ETC	1 101	3 551	1 561	893 ARTICLES OF PLASTIC NES	53 464	50 431	22 395
657 SPECIAL TEXTILE ETC PROD	28 129	33 460	14 875	894 TOYS,SPORTING GOODS,ETC	13 513	23 382	10 252
658 TEXTILE ARTICLES NES	3 235	8 061	3 569	895 OFFICE SUPPLIES NES	3 696	13 861	6 160
659 FLOOR COVERINGS ETC	19 982	14 977	6 653	896 WORKS OF ART ETC	25	7 017	3 255
661 CEMENT ETC BUILDING PROD	5 709	1 064	4 61	897 GOLD,SILVER WARE,JEWELRY	150	35 182	15 531
662 CLAY,REFRACTORY BLDG PRD	113 253	13 202	5 877	898 MUSICAL INSTRUMENTS,PTS	4 717	16 892	7 508
663 OTH NONMETAL MINERAL MFS	122 398	23 720	10 519	899 OTHER MANUFACTURED GOODS	4 033	15 459	6 862
664 GLASS	111 361	24 022	10 626	941 ZOO ANIMALS,PETS	17	130	59
665 GLASSWARE	14 595	9 614	4 251	951 WAR FIREARMS,AMMUNITION	1 313	3 376	1 462
666 POTTERY	13 853	14 245	6 256	971 GOLD,NON MONETARY NES	7 941	3 500	3 500
667 PEARL,PREC-,SEMI-P STONE	7	3 399	1 448				
671 PIG IRON ETC	54 024	2 001	902	SWEDEN			
672 IRON,STL PRIMARY FORMS	512 030	37 036	16 476				
673 IRON AND STEEL SHAPES	752 704	69 619	31 011	IMPORTS	80 758 376	7 681 526	3 421 533
674 IRN,STL UNIV,PLATE,SHEET	1 099 600	111 403	49 530	001 LIVE ANIMALS	205	357	156
675 IRON,STEEL HOOP,STRIP	92 405	10 660	4 739	011 MEAT FRESH,CHILDL,FROZEN	45 919	22 147	9 787
676 RAILWAY RAILS ETC IRN,STL	18 713	2 616	1 115	014 MEAT PREPD,PRSV,D,NES ETC	3 928	2 206	1 005
677 IRN,STL WIRE EXCL W ROD	9 612	2 484	1 105	022 MILK AND CREAM	686	354	174
678 IRON,STL TUBES,PIPES,ETC	623 724	121 385	53 508	023 BUTTER	848	507	228
679 IRN,STL CASTINGS UNWORKE	20 330	3 124	1 407	024 CHEESE AND CURD	328	157	69
681 SILVER,PLATINUM,ETC	166	9 804	4 323	025 EGGS,BIRDS,FRESH,PRSV,D	1 385	564	251
682 COPPER EXC CEMENT COPPER	118 992	63 529	28 142	034 FISH FRESH,CHILLED,FROZN	50 882	14 124	6 178
683 NICKEL	235	843	380	035 FISH SALTED,DRIED,SMOKED	87	239	107
684 ALUMINIUM	260 057	100 650	44 704	037 FISH ETC PREPD PRSV,D NES	6 250	2 613	1 173
685 LEAD	2 211	1 121	501	043 BARLEY UNMILLED	5 083	207	96
686 ZINC	1 580	426	190	045 CEREALS NES UNMILLED	216 572	9 859	4 383
687 TIN	291	849	372	048 CEREAL ETC PREPARATIONS	72 607	21 245	9 478
689 NON-FER BASE METALS NES	78	107	49	054 VEG ETC FRSH,SMPLY PRSV,D	28 684	4 072	1 723
691 STRUCTURES AND PARTS NES	57 864	23 435	10 421	056 VEGTBLES ETC PRSV,D,PREPD	1 954	362	167
692 METAL TANKS,BOXES,ETC	17 827	11 510	5 003	057 FRUIT,NUTS,FRESH,DRIED	6 621	3 577	1 507
693 WIRE PRODUCTS NON ELECTR	33 820	9 651	4 266	058 FRUIT PRESERVED,PREPARED	15 809	9 656	4 273
694 STL,COPPR NAILS,NUTS,ETC	30 616	19 263	8 594	071 COFFEE AND SUBSTITUTES	56	184	79
695 TOOLS	11 915	37 321	16 619	073 CHOCOLATE AND PRODUCTS	13 847	9 018	4 022
696 CUTLERY	1 688	9 049	4 038	081 FEEDING STUFF FOR ANIMLS	6 074	510	232
697 BASE MTL HOUSEHOLD EQUIP	11 018	7 959	3 538	098 EDIBLE PRODCTS,FREPS NES	4 555	1 733	782
699 OTHER METAL MANUFACTURES	91 635	59 311	26 503	1 111 TORACCO MFRS	1 111	1 176	528
700 INDUSTRIAL PLANT,CHAP 84	992	2 729	1 101	111 HIDES,SKINS,UNDRESSED	14 441	7 499	3 371
703 INDUSTRIAL PLANT,CHAP 85	58	276	110	212 FUR SKINS UNDRESSED	580	29 794	13 851
711 STEAM BOILERS & AUX PLNT	8 213	6 587	2 820	222 SEEDS FOR'SOFT'FIXED OIL	819 489	54 254	24 755
712 STEAM ENGINES,TURBINES	638	2 446	1 035	223 SEEDS FOR OTH FIXED OILS	6 095	428	201
713 INTRNL COMBUS PISTN ENGN	24 163	64 586	28 710	233 RUBBER,SYNTHETIC,RECLAI'D	5 635	1 127	513
714 ENGINES & MOTORS NES	24	750	326	246 PULPWOOD,CHIPS,WOODWASTE	4 497	195	88
716 ROTATING ELECTRIC PLANT	41 928	55 039	24 423	247 OTH WOOD,ROUGH,SQUARED	94 651	3 377	1 496
718 OTH POWER GENERATG MACHY	1 219	4 328	1 915	248 WOOD SHAPED	4 179 378	362 412	160 847
721 AGRIC MACHY,EXC TRACTORS	19 249	19 317	8 522	251 PULP AND WASTE PAPER	6 277 552	725 918	321 349
722 TRACTORS NON-ROAD	73 051	72 777	32 565	263 COTTON	2 706	76	33
723 CIVIL ENGENEERG EQUIP ETC	48 124	56 600	25 247	266 SYNTHETIC FIBRE TO SPIN	268	82	36
724 TEXTILE,LEATHER MACHNRY	5 470	16 929	7 538	267 OTHER MAN-MADE FIBRES	23 557	6 695	2 997
725 PAPER ETC MILL MACHINERY	8 270	21 873	9 663	268 WOOL(EXC TOPS),ANPL HAIR	2 464	1 838	821
726 PRINTG,BKINDG MACHY,PTS	7 557	32 460	14 440	269 WASTE OF TEXTILE FABRICS	4 890	480	217
727 FOOD MACHRY NON-DOMESTIC	3 464	15 941	7 008	273 STONE,SAND AND GRAVEL	7 960 897	34 366	15 013
728 OTH MACHY FOR SPCL INDUS	49 083	90 867	40 787	274 SULPHUR ETC	13 300	295	134
736 MACHINE TOOLS FOR METAL	15 782	43 201	19 134	278 OTHER CRUDE MINERALS	143 972	2 382	1 074
737 METALWORKING MACHNRY NES	16 533	11 539	5 108	281 IRON ORE,CONCENTRATES	35 557 963	191 855	85 037
741 HEATING,COOLING EQUIPMNT	21 280	43 637	19 191	282 IRON AND STEEL SCRAP	47 829	977	442
742 PUMPS FOR LIQUIDS ETC	12 025	39 154	17 333	287 BASE METAL ORES,CONC NES	1 381 020	129 578	57 262
743 PUMPS NES,CENTRIFUGES ETC	17 508	39 878	17 712	288 NONFER METAL SCRAP NES	63 339	6 520	2 921
744 MECHANICAL HANDLING EQU	55 981	66 381	29 343	289 PREC METAL ORE,WASTE NES	415	18 029	8 097
745 NONELEC MACHY,TOOLS NES	26 949	63 442	28 537	291 CRUDE ANIMAL MTRIALS NES	7 272	2 993	1 323
749 NONELEC MACH PTS,ACC NES	49 990	116 690	51 864	292 CRUDE VEG MATERIALS NES	6 354	20 282	9 317
751 OFFICE MACHINES	3 865	20 662	9 245	323 BRIQUETS,COKE,SEMI-COKE	27 200	300	132
752 AUTOMTIC DATA PROC EQUIP	2 343	46 859	20 635	334 PETROLEUM PRODUCTS,REFIN	5 448 945	334 894	150 957
759 OFFICE & ADP MCH PTS,ACC	889	18 304	8 137	335 RESIDUAL PETRLM PROD NES	150 321	8 409	3 676
761 TELEVISION RECEIVERS	11 302	30 509	13 451	411 ANIMAL OILS AND FATS	17 730	1 609	713
762 RADIO BROADCAST RECEIVRS	721	7 678	3 361	423 FIXED VEG OILS,SOFT	83 991	8 866	4 010
763 SOUND RECORDRS,PHONOGRPH	776	7 598	3 371	424 FIXED VEG OIL NONSOFT	1 082	108	50
764 TELECOM EQUIP,PTS,ACC NES	6 239	64 342	28 433	431 PROCESD ANML VEG OIL,ETC	66 225	6 483	2 853
771 ELECTRIC POWER MACHY NES	6 571	13 513	6 055	511 HYDROCARBONS NES,DERIVS	4 041	561	256
772 SWITCHGEAR ETC & PTS NES	27 424	118 828	52 747	512 ALCOHOLS,PHENOLS,ETC	28 211	8 701	3 869
773 ELECTR DISTRIBUTING MACH	19 889	23 669	10 557	513 ORGANIC ACIDS,ETC	58 054	15 341	6 842
774 ELECTRO-MEDCL,XRAY EQUIP	528	7 406	3 265	514 NITROGEN-FUNCT COMPOUNDS	8 622	5 889	2 622
775 HOUSEHOLD TYPE EQUIP NES	94 309	103 351	46 008	515 ORG-INORG COMPOUNDS ETC	2 939	2 228	985
776 TRANSISTORS,VALVES,ETC	406	8 292	3 634	516 OTHER ORGANIC CHEMICALS	6 016	5 796	2 557
778 ELECTRICAL MACHINERY NES	74 193	94 322	41 874	522 INORG ELEMENTS,OXIDES,ETC	108 855	16 650	7 378
781 PASS MOTOR VEH EXC BUSES	390 234	394 637	175 002	523 OTHR INORGANIC CHEMICALS	122 376	22 490	10 013
782 LORRIES,SPCL MTR VEH NES	76 527	88 424	39 246	524 RADIOACTIVE ETC MATERIAL	58	10 526	4 738
783 ROAD MOTOR VEHICLES NES	5 681	9 302	4 093	531 SYNT DYE,NAT INDGO,LAKES	156	106	47
784 MOTOR VEHCL PTS,ACC NES	84 533	124 690	55 443	533 PIGMENTS,PAINTS,ETC	52 982	9 627	4 287
785 MOTOR & OTHER CYCLES ETC	10 757	18 512	8 268	541 MEDICINAL ETC PRODUCTS	10 027	89 249	39 585
786 VEH NES NONMOTR,TRAILERS	32 983	28 457	12 630	551 ESSENTL OIL,PERFUME,ETC	840	381	169
791 RAILWAY VEHICLES	34 020	34 326	15 343	553 PERFUMERY,COSMETICS,ETC	390	642	288
792 AIRCRAFT	48	3 552	1 525	554 SOAPS,CLEANING ETC PREPS	18 680	4 582	2 018
793 SHIPS AND BOATS	819 232	421 785	186 985	562 FERTILIZERS MANUFACTURED	15 683	403	162
801 INDUSTRIAL PLANT,CHAP 90	27	80	33	572 EXPLOSIVES,PYROTECH PROD	3 834	3 312	1 475
812 FLUMEG,HEATING,LGHTNG EQU	9 434	18 585	8 226	582 PROD OF CONDENSATION ETC	55 204	17 962	7 974
821 FURNITURE	34 219	31 201	13 930	583 PROD OF POLYMERIZING ETC	331 832	90 290	40 096
831 TRAVEL GOODS,HANDBAGS	2 853	7 443	3 303	584 CELLULOSE DERIVATIVES ETC	19 927	8 452	3 708
842 MENS OUTERWEAR NOT KNIT	159	1 810	772	585 PLASTIC MATERIALS NES	7 757	8 084	3 607
843 WOMENS OUTERWEAR NONKNIT	1 624	20 876	9 282	591 PESTICIDES,DISINFECTANTS	149	208	91
844 UNDERWEAR NOT KNIT	50	499	217	592 STARCH,INULIN,GLUTEN,ETC	11 319	6 285	2 770
845 UNDERWEAR KNIT NONELASTIC	1 049	16 458	7 308	598 MISC CHEMICAL PRODS NES	296 626	47 299	20 968
846 UNDERWEAR KNITTED	398	3 289	1 426	611 LEATHER	8 587	22 182	9 902
847 TXTL CLTHNG ACESCRYS NES	505	4 002	1 739	612 LEATHER ETC MANUFACTURES	49	204	90
848 HEADGEAR,NONTXLT CLOTHNG	770	10 924	4 816	613 FUR SKINS TANNED,DRESSED	430	4 208	1 872
851 FOOTWEAR	4 117	21 377	9 511				



## 7 IMPORTS AND EXPORTS (SPECIAL TRADE) BY COUNTRIES OF PRODUCTION AND CONSUMPTION AND BY GROUPS OF THE SITC-REV. II 1981

GROUP DESCRIPTION	DT = 100 KG	1 000 DM	1 000 \$	GROUP DESCRIPTION	DT = 100 KG	1 000 DM	1 000 \$
621 MATERIALS OF RUBBER	14 700	12 339	5 505	873 METERS & COUNTERS NES	237	1 023	452
625 RUBBER TYRES, TUBES	35 289	25 670	11 285	874 MEASURING, CONTROLLING INSTR	4 245	70 798	31 446
626 RUBBER ARTICLES NES	7 937	13 232	5 851	881 PHOTO APPAR & EQUIPT NES	656	9 679	4 292
633 CORK MANUFACTURES	1 175	812	349	882 PHOTO, CINEMA SUPPLIES	2 511	15 309	6 833
634 VENEERS, PLYWOOD, ETC	287 307	17 911	8 040	883 DEVELOPED CINEMA FILM	8	327	144
635 WOOD MANUFACTURES NES	219 335	71 269	31 563	884 OPTICAL GOODS NES	33	3 978	1 721
641 PAPER AND PAPERBOARD	8 557 301	1 062 601	473 795	885 WATCHES AND CLOCKS	235	1 328	588
642 ARTICLES OF PAPER ETC	222 537	49 162	21 799	892 PRINTED MATTER	17 680	16 109	7 150
651 TEXTILE YARN AND THREAD	5 797	4 860	2 160	893 ARTICLES OF PLASTIC NES	50 363	46 305	20 518
652 COTTON FABRICS, WOVEN	5 001	13 546	6 025	894 TOYS, SPORTING GOODS, ETC	11 513	13 641	6 105
653 WOVN MAN-MADE FIB FABRIC	5 425	8 447	3 754	895 OFFICE SUPPLIES NES	861	1 812	813
654 OTH WOVEN TEXTILE FABRIC	3 827	6 545	2 913	896 WORKS OF ART ETC	1 346	7 341	3 267
655 KNIT ETC FABRICS	1 039	1 610	712	897 GOLD, SILVER WARE, JEWELRY	20	1 819	815
656 LACE, RIBBONS, TULLE, ETC	522	1 102	486	898 MUSICAL INSTRUMENTS, PTS	3 671	4 963	2 231
657 SPECIAL TEXTILE ETC PROD	19 615	27 617	12 322	899 OTHER MANUFACTURED GOODS	4 719	18 935	8 438
658 TEXTILE ARTICLES NES	7 568	23 151	10 236	941 200 ANIMALS, PETS	68	89	39
659 FLOOR COVERINGS ETC	4 341	3 588	1 583	951 WAR FIREARMS, AMMUNITION	124	425	199
661 CEMENT ETC BUILDING PROD	251 066	3 993	1 727	961 COIN NONGOLD, NONCURRENT	1	187	87
662 CLAY, REFRACTORY BLDG PRD	103 479	4 146	1 842	971 GOLD, NON MONETARY NES	105	121 197	54 947
663 OTH NONMETAL MINERAL MFS	131 902	17 787	7 880				
664 GLASS	208 637	37 436	16 570	EXPORTS	33 220 108	10 426 694	4 632 088
665 GLASSWARE	12 780	7 359	3 308				
666 POTTERY	3 364	4 400	1 961	001 LIVE ANIMALS	186	545	238
667 PEARL, PREC., SEMI-P STONE	8	336	144	011 MEAT FRESH, CHILLD, FROZEN	32 586	2 050	909
671 PIG IRON ETC	398 316	54 362	23 917	012 MEAT DRIED, SALTED, SMOKED	1 048	145	66
672 IRON, STL PRIMARY FORMS	774 154	93 280	41 466	014 MEAT PREPD, PRSVD, NES ETC	699	452	198
673 IRON AND STEEL SHAPES	1 354 592	155 512	69 114	024 CHEESE AND CURD	15 722	8 015	3 505
674 IRN, STL UNIV, PLATE, SHEET	1 310 778	195 599	86 995	034 FISH FRESH, CHILLED, FROZN	2 655	1 131	513
675 IRON, STL STEEL HOOP, STRIP	171 580	53 352	23 783	036 SHELL FISH FRESH, FROZEN	83	81	32
676 RAILWAY RAILS ETC IRN, STL	21 977	1 361	591	037 FISH ETC PREPD PRSVD NES	1 569	883	381
677 IRN, STL WIRE EXCL V ROD	106 841	45 727	20 329	041 WHEAT ETC UNMILLED	45 947	1 749	777
678 IRON, STL TUBES, PIPES, ETC	391 946	130 293	57 986	042 RICE	2 716	458	205
679 IRN, STL CASTINGS UNWORKED	196	108	48	043 BARLEY UNMILLED	221 769	7 825	3 581
681 SILVER, PLATINUM, ETC	1 594	127 113	58 256	044 MAIZE UNMILLED	12 908	632	265
682 COPPER EXC CEMENT COPPER	150 886	80 978	35 966	045 CEREALS NES UNMILLED	42 741	2 081	956
683 NICKEL	900	2 363	1 041	047 OTHER CEREAL MEALS, FLOUR			
684 ALUMINIUM	106 715	43 618	19 394	048 CEREAL ETC PREPARATIONS	92 638	24 228	10 783
685 LEAD	87 293	17 622	8 203	054 VEG ETC FRSH, SMPLY PRSVD	72 602	8 673	3 936
689 NON-FER BASE METALS NES	7 573	14 705	6 467	056 VEGTBLES ETC PRSVD, PREPD	11 787	4 525	2 021
691 STRUCTURES AND PARTS NES	65 382	25 470	11 270	057 FRUIT, NUTS, FRESH, DRIED	75 292	9 481	4 334
692 METAL TANKS, BOXES, ETC	11 405	7 176	3 176	058 FRUIT PRESERVED, PREPARED	23 818	8 393	3 748
693 WIRE PRODUCTS NON ELECTR	1 522	1 894	836	061 SUGAR AND HONEY	15 349	2 432	1 089
694 STL, COPPR NAILS, NUTS, ETC	25 614	14 725	6 552	062 SUGAR PREPS NON-COCOA	5 612	3 017	1 353
695 TOOLS	16 841	117 174	52 592	071 COFFEE AND SUBSTITUTES	8 708	16 483	7 234
696 CUTLERY	75	429	197	072 COCOA	8 106	5 857	2 549
697 BASE MTL HOUSEHOLD EQUIP	14 570	16 980	7 609	073 CHOCOLATE AND PRODUCTS	8 306	6 479	2 883
699 OTHER METAL MANUFACTURES	48 091	49 560	21 932	074 TEA AND MATE	1 147	675	298
711 STEAM BOILERS & AUX PLNT	2 425	3 468	1 560	075 SPICES	1 809	1 405	619
712 STEAM ENGINES, TURBINES	147	2 370	1 030	081 FEEDING STUFF FOR ANIMLS	946 551	62 580	27 629
713 INTRNL COMBUS PISTN ENGN	10 083	16 723	7 467	098 EDIBLE PRODCTS, PREPS NES	22 861	9 109	4 009
714 ENGINES & MOTORS NES	196	6 003	2 673	111 NON-ALCOHL BEVERAGES NES	74 595	9 588	4 234
716 ROTATING ELECTRIC PLANT	13 999	23 365	10 350	112 ALCOHOLIC BEVERAGES	74 918	20 799	9 171
718 OTH POWER GENERATG MACHY	9 592	36 144	16 286	122 TOBACCO MFRS	1 098	2 555	1 129
721 AGRIC MACHY, EXC TRACTORS	10 571	15 845	7 050	211 HIDES, SKINS, UNDRRESSED	6 128	963	433
722 TRACTORS NON-ROAD	7 414	9 921	4 429	212 FUR SKINS UNDRRESSED	6	76	33
723 CIVIL ENGINEERG EQUIP ETC	43 346	53 597	24 045	222 SEEDS FOR SOFT FIXED OIL	6 351	1 442	650
724 TEXTILE, LEATHER MACHNRY	4 632	14 782	6 557	223 SEEDS FOR OTH FIXED OILS	10 450	1 508	669
725 PAPER ETC MILL MACHINERY	9 452	21 279	9 484	233 RUBBER, SYNTHETIC, RECLAIMD	37 855	12 008	5 340
726 PRINTG, GKBNDG MACHY, PTS	5 655	14 615	6 530	245 FUEL WOOD NES, CHARCOAL	749	155	70
727 FOOD MACHRY NON-DOMESTIC	1 107	2 797	1 262	246 PULPWOOD, CHIPS, WOODWASTE	4 495 453	45 350	19 979
728 OTH MACHY FOR SPCL INDUS	35 379	78 135	34 633	247 OTH WOOD ROUGH, SQUARED	55 414	967	433
736 MACHINE TOOLS FOR METAL	21 532	54 417	24 250	248 WOOD SHAPED	29 118	2 579	1 133
737 METALWORKING MACHNRY NES	17 273	15 559	6 853	251 PULP AND WASTE PAPER	589 377	10 986	4 942
741 HEATING, COOLING EQUIPANT	52 230	96 919	42 915	263 COTTON	22 629	4 815	2 162
742 PUMPS FOR LIQUIDS ETC	11 925	33 295	14 713	266 SYNTHETIC FIBRE TO SPIN	23 747	10 606	4 733
743 PUMPS NES, CENTRIFUGES ETC	16 245	35 947	15 998	267 OTHER MAN-MADE FIBRES	1 651	397	179
744 MECHANICAL HANDLING EQU	68 135	89 647	39 712	268 WOOL (EXC TOPS), ANML HAIR	5 293	4 642	2 076
745 NONELEC MACHY, TOOLS NES	22 707	68 164	30 487	269 WASTE OF TEXTILE FABRICS	3 070	400	177
749 NONELEC MACH PTS, ACC NES	95 255	175 011	77 792	271 FERTILIZERS, CRUDE	5 474	123	57
751 OFFICE MACHINES	1 482	16 106	7 192	273 STONE, SAND AND GRAVEL	82 966	1 646	738
752 AUTOMATIC DATA PROC EQUIP	11 733	203 542	91 228	274 SULPHUR ETC	5 418	341	150
759 OFFICE & ADP MCH PTS, ACC	2 103	56 730	25 265	277 NATURAL ABRASIVES NES	1 112	97	40
761 TELEVISION RECEIVERS	1 414	4 861	2 149	278 OTHER CRUDE MINERALS	3 566 872	27 599	12 342
762 RADIO BROADCAST RECEIVRS	33	296	136	282 IRON AND STEEL SCRAP	153 779	16 902	7 401
763 SOUND RECORDRS, PHONOGRPH	8	183	83	287 BASE METAL ORES, CONC NES	291 796	18 779	8 250
764 TELECOM EQPT, PTS, ACC NES	3 280	37 327	16 647	288 NONFERR METAL SCRAP NES	165 556	34 904	15 463
771 ELECTRIC POWER MACHY NES	4 999	9 726	4 329	291 CRUDE ANIMAL MTRIALS NES	6 236	4 004	1 758
772 SWITCHGEAR ETC & PTS NES	8 579	24 755	11 015	292 CRUDE VEG MATERIALS NES	47 924	17 497	7 915
773 ELECTR DISTRIBUTING MACH	51 407	24 639	10 828	322 COAL, LIGNITE, PEAT	115 040	2 169	951
774 ELECTRO-MEDCL XRAY EQUIP	2 346	39 244	17 479	323 BRIQUETS, COKE, SEMI-COKE	635 420	16 807	7 675
775 HOUSEHOLD TYPE EQUIP NES	15 084	23 281	10 407	334 PETROLEUM PRODUCTS, REFIN	2 040 486	197 041	84 654
776 TRANSISTORS, VALVES, ETC	104	5 440	2 400	335 RESIDUAL PETRLM PROD NES	238 434	22 983	10 148
778 ELECTRICAL MACHINERY NES	17 895	51 306	23 021	411 ANIMAL OILS AND FATS	371	117	54
781 PASS MOTOR VEH EXC BUSES	59 687	85 308	38 049	423 FIXED VEG OILS, SOFT	416 246	49 836	22 215
782 LORRIES, SPCL MTR VEH NES	32 069	33 611	14 864	424 FIXED VEG OIL NONSOFT	25 549	4 566	2 023
783 ROAD MOTOR VEHICLES NES	12 135	11 362	4 963	431 PROCESD ANML VEG OIL, ETC	46 152	7 174	3 228
784 MOTOR VEHCL PTS, ACC NES	69 191	79 596	35 291	511 HYDROCARBONS NES, DERIVS	268 419	40 535	17 970
785 MOTOR & OTHER CYCLES ETC	1 145	3 024	1 356	512 ALCOHOLS, PHENOLS, ETC	130 926	28 747	12 779
786 VEH NES NONMOTR, TRAILERS	24 507	25 987	11 601	515 ORGANIC ACIDS, ETC	166 901	39 411	17 590
791 RAILWAY VEHICLES	2 033	1 349	603	514 NITROGEN-FUNCTN COMPOUNDS	57 559	21 816	9 747
792 AIRCRAFT	144	3 528	1 559	515 ORG-INORG COMPOUNDS ETC	11 366	11 215	5 032
793 SHIPS AND BOATS	14 637	27 465	12 045	516 OTHER ORGANIC CHEMICALS	112 584	24 685	10 961
812 PLUMBGB, HEATING, LGHTNG EQU	39 763	31 145	15 939	522 INORG ELEMNTS, OXIDES, ETC	1 937 082	87 940	39 058
821 FURNITURE	472 132	256 011	113 861	523 OTHR INORGANIC CHEMICALS	498 664	51 295	22 684
831 TRAVEL GOODS, HANDBAGS	580	1 796	796	524 RADIOACTIVE ETC MATERIAL	88	11 893	5 359
842 MENS OUTERWEAR NOT KNIT	427	4 183	1 847	531 SYNT DYE, NAT INDGO, LAKES	29 839	32 221	14 340
843 WOMENS OUTERWEAR NONKNIT	583	6 170	2 765	532 DYES NES, TANNING PRODS	5 933	1 458	655
844 UNDERWEAR NOT KNIT	76	1 292	578	533 PIGMENTS, PAINTS, ETC	154 419	88 822	39 483
845 OUTERWEAR KNIT NONELASTC	1 000	11 380	5 100	541 MEDICINAL ETC PRODUCTS	18 407	149 512	66 431
846 UNDERWEAR KNITTED	457	5 091	2 262	551 ESSENTIAL OIL, PERFUME, ETC	19 238	2 863	1 275
847 TXIL CLTHNG ACCESSRY NES	159	889	406	553 PERFUMERY, COSMETICS, ETC	708	21 626	9 630
848 HEADGEAR, NONTXTL CLOTHNG	1 693	5 162	2 276	554 SOAPS, CLEANING ETC PREPS	92 676	24 626	10 966
851 FOOTWEAR	6 757	14 504	6 556	562 FERTILIZERS MANUFACTURED	839 039	22 975	10 270
871 OPTICAL INSTRUMENTS	33	882	386	572 EXPLOSIVES, PYROTECH PROD	2 141	4 324	1 907
872 MEDICAL INSTRUMENTS NES	3 751	40 311	17 898	582 PROD OF CONDENSATION ETC	248 379	120 061	53 575

## 7 IMPORTS AND EXPORTS (SPECIAL TRADE) BY COUNTRIES OF PRODUCTION AND CONSUMPTION AND BY GROUPS OF THE SITC-REV. II 1981

GROUP DESCRIPTION	DT = 100 KG	1 000 DM	1 000 \$	GROUP DESCRIPTION	DT = 100 KG	1 000 DM	1 000 \$
583 PROD OF POLYMERIZING ETC	968 435	269 646	120 073	793 SHIPS AND BOATS	69 241	61 988	27 818
584 CELLULOSE DERIVATIVES ETC	12 375	11 014	4 901	801 INDUSTRIAL PLANT, CHAP 90	210	1 550	724
585 PLASTIC MATERIALS NES	37 664	5 215	2 300	812 PLUMB, HEATING, LIGHTING EQUI	15 864	33 895	15 061
591 PESTICIDES, DISINFECTANTS	23 897	24 933	11 390	821 FURNITURE	87 591	59 611	26 508
592 STARCH, INULIN, GLUTEN, ETC	122 030	16 073	7 149	831 TRAVEL GOODS, HANDBAGS	2 895	7 589	3 374
598 MISC CHEMICAL PRODS NES	521 015	144 709	64 583	842 MENS OUTERWEAR NOT KNIT	396	4 630	2 046
605 INDUSTRIAL PLANT, CHAP 73	1 091	552	263	843 WOMENS OUTERWEAR NONKNIT	1 640	21 564	9 481
611 LEATHER	3 763	8 020	3 546	844 UNDERWEAR NOT KNIT	50	507	226
612 LEATHER ETC MANUFACTURES	1 667	5 177	2 313	845 OUTERWEAR KNIT NONELASTIC	689	9 970	4 433
613 FUR SKINS TANNED, DRESSED	436	6 379	2 929	846 UNDERWEAR KNITTED	445	3 825	1 691
621 MATERIALS OF RUBBER	24 401	22 037	9 829	847 TEXTILE ACCESSORIES NES	885	6 457	2 794
625 RUBBER TYRES, TUBES	106 069	74 651	33 097	848 HEADGEAR, NONTEXTILE CLOTHING	728	6 688	2 970
628 RUBBER ARTICLES NES	18 742	35 765	15 921	851 FOOTWEAR	4 597	22 999	10 189
633 CORK MANUFACTURES	665	561	242	871 OPTICAL INSTRUMENTS	336	9 243	4 099
634 VENEERS, PLYWOOD, ETC	80 963	19 210	8 515	872 MEDICAL INSTRUMENTS NES	4 423	33 325	14 807
635 WOOD MANUFACTURES NES	15 100	5 936	2 642	873 METERS & COUNTERS NES	4 272	18 146	8 078
641 PAPER AND PAPERBOARD	264 430	59 820	26 596	874 MEASURING, CONTROLLING INSTR	22 529	217 310	96 555
642 ARTICLES OF PAPER ETC	53 064	32 183	14 290	881 PHOTO APPAR & EQUIPT NES	6 673	44 972	19 962
651 TEXTILE YARN AND THREAD	76 243	73 415	32 837	882 PHOTO, CINEMA SUPPLIES	15 392	31 263	13 902
652 COTTON FABRICS, WOVEN	9 089	21 640	9 580	883 DEVELOPED CINEMA FILM	45	709	313
653 WOVEN MAN-MADE FIB FABRIC	23 211	44 710	19 948	884 OPTICAL GOODS NES	858	46 623	20 783
654 OTHER WOVEN TEXTILE FABRIC	3 688	9 430	4 183	885 WATCHES AND CLOCKS	4 252	30 250	13 495
655 KNIT ETC FABRICS	3 684	11 180	4 987	892 PRINTED MATTER	126 433	80 389	35 106
656 LACE, RIBBONS, TULLE, ETC	1 567	6 611	2 943	893 ARTICLES OF PLASTIC NES	110 906	102 623	45 620
657 SPECIAL TEXTILE ETC PROD	29 825	52 080	23 239	894 TOYS, SPORTING GOODS, ETC	21 126	38 670	17 087
658 TEXTILE ARTICLES NES	9 918	17 531	7 825	895 OFFICE SUPPLIES NES	4 053	16 514	7 320
659 FLOOR COVERINGS ETC	38 003	28 637	12 799	896 WORKS OF ART ETC	41	5 268	2 476
661 CEMENT ETC BUILDING PROD	97 939	6 320	2 793	897 GOLD, SILVER WARE, JEWELRY	328	34 750	15 363
662 CLAY, REFRACTORY BLDG PRD	311 850	33 636	14 963	898 MUSICAL INSTRUMENTS, PTS	9 830	36 534	16 180
663 OTHER NONMETAL MINERAL MFS	139 842	45 989	20 473	899 OTHER MANUFACTURED GOODS	7 558	26 041	11 620
664 GLASS	128 215	37 871	16 860	941 ZOO ANIMALS, PETS	24	90	40
665 GLASSWARE	22 851	14 704	6 525	951 WAR FIREARMS, AMMUNITION	1 425	4 357	1 930
666 POTTERY	27 278	32 619	14 435	971 GOLD, NON MONETARY NES	56	9 764	4 279
667 PEARL, PRECIOUS, SEMI-P STONE	7	1 348	586	972 GOLD COIN		119	53
671 PIG IRON ETC	101 518	15 385	6 837				
672 IRON, STEEL PRIMARY FORMS	402 071	64 687	28 407	FINLAND			
673 IRON AND STEEL SHAPES	1 053 598	104 936	46 744				
674 IRON, STEEL UNIV, PLATE, SHEET	2 319 439	226 839	101 123	IMPORTS	23 859 177	3 363 797	1 492 123
675 IRON, STEEL HOOP, STRIP	649 377	66 921	29 817				
676 RAILWAY RAILS ETC IRON, STEEL	23 851	3 213	1 428	001 LIVE ANIMALS	53	276	133
677 IRON, STEEL WIRE EXCL W ROD	45 150	9 625	4 288	011 MEAT FRESH, CHILLED, FROZEN	1 373	494	215
678 IRON, STEEL TUBES, PIPES, ETC	693 745	143 756	63 996	023 BUTTER	411	237	102
679 IRON, STEEL CASTINGS UNWORKED	72 251	22 414	9 963	024 CHEESE AND CURD	126	74	31
681 SILVER, PLATINUM, ETC	1 147	38 316	17 265	025 EGGS, BIRDS, FRESH, PRESERVED	2 065	451	207
682 COPPER EXC CEMENT COPPER	182 601	105 617	46 941	034 FISH FRESH, CHILLED, FROZEN	833	269	113
683 NICKEL	477	1 093	475	037 FISH ETC PREPARED PRESERVED NES	1 283	332	150
684 ALUMINIUM	175 366	96 941	42 782	048 CEREAL ETC PREPARATIONS	20 036	4 800	2 113
685 LEAD	14 946	5 623	2 480	054 VEG ETC FRESH, SIMPLY PRESERVED	955	1 224	542
686 ZINC	1 237	501	222	057 FRUIT, NUTS, FRESH, DRIED	1 869	1 125	513
687 TIN	753	2 494	1 121	058 FRUIT PRESERVED, PREPARED	3 010	2 081	931
689 NON-FER BASE METALS NES	939	3 090	1 370	062 SUGAR PREPS NON-COCOA	1 712	656	283
691 STRUCTURES AND PARTS NES	77 068	33 793	15 007	073 CHOCOLATE AND PRODUCTS	3 590	2 348	1 039
692 METAL TANKS, BOXES, ETC	37 890	23 838	10 617	081 FEEDING STUFF FOR ANIMALS	3 177	234	102
693 WIRE PRODUCTS NON ELECTR	117 070	24 357	10 703	112 ALCOHOLIC BEVERAGES	1 152	549	249
694 STEEL, COPPER NAILS, NUTS, ETC	90 167	69 419	30 957	211 HIDES, SKINS, UNRESSED	18 592	6 339	2 795
695 TOOLS	30 003	88 457	39 520	212 FUR SKINS UNRESSED	2 404	114 268	52 618
696 CUTLERY	1 700	8 845	3 908	247 OTHER WOOD ROUGH, SQUARED	261 787	8 855	3 860
697 BASE METAL HOUSEHOLD EQUIP	8 277	9 608	4 259	248 WOOD SHAPED	3 605 560	295 127	130 877
699 OTHER METAL MANUFACTURES	219 872	245 536	109 415	251 PULP AND WASTE PAPER	3 415 065	387 553	170 727
700 INDUSTRIAL PLANT, CHAP 84	5 810	14 402	6 642	263 COTTON	1 204	182	81
703 INDUSTRIAL PLANT, CHAP 85	217	3 615	1 777	267 OTHER MAN-MADE FIBRES	48 784	11 547	5 097
711 STEAM BOILERS & AUX PLANT	2 574	4 378	1 922	268 WOOL (EXC TOPS), ANIMAL HAIR	200	111	53
712 STEAM ENGINES, TURBINES	937	3 936	1 719	273 STONE, SAND AND GRAVEL	153 835	4 601	2 009
713 INTERNAL COMBUSTION PISTON ENGIN	151 481	247 636	110 089	276 OTHER CRUDE MINERALS	212 156	4 882	2 169
714 ENGINES & MOTORS NES	823	4 132	1 807	282 IRON AND STEEL SCRAP	357	70	32
716 ROTATING ELECTRIC PLANT	52 236	89 966	40 049	287 BASE METAL ORES, CONC NES	43 424	2 628	1 121
718 OTHER POWER GENERATING MACHINERY	3 585	69 019	30 444	288 NONFERROUS METAL SCRAP NES	14 833	1 405	601
721 AGRIC MACHINERY, EXC TRACTORS	65 980	54 851	24 475	289 PREC METAL ORE, WASTE NES	4	2 974	1 283
722 TRACTORS NON-ROAD	30 336	48 888	21 699	291 CRUDE ANIMAL MATERIALS NES	5 055	583	263
723 CIVIL ENGINEERING EQUIP ETC	83 770	75 172	33 554	292 CRUDE VEG MATERIALS NES	7 376	4 072	1 733
724 TEXTILE, LEATHER MACHINERY	14 232	47 881	21 234	322 COAL, LIGNITE, PEAT	2 529	101	45
725 PAPER ETC MILL MACHINERY	23 764	64 227	28 565	334 PETROLEUM PRODUCTS, REFIN	3 888 429	277 052	122 724
726 PRINTING, BOOKBINDING MACHINERY, PTS	21 282	73 232	32 196	335 RESIDUAL PETROLEUM PROD NES	150 741	12 527	5 301
727 FOOD MACHINERY NON-DOMESTIC	3 538	13 044	5 786	411 ANIMAL OILS AND FATS	1 208	98	46
728 OTHER MACHINERY FOR SPECIAL INDUSTRIES	72 175	166 634	74 151	423 FIXED VEG OILS, SOFT	43 454	4 724	2 160
736 MACHINE TOOLS FOR METAL	93 574	239 023	105 258	431 PROCESSED ANIMAL VEG OIL, ETC	21 963	2 365	1 047
737 METALWORKING MACHINERY NES	45 579	53 139	23 333	511 HYDROCARBONS NES, DERIVS	527 539	55 069	24 503
741 HEATING, COOLING EQUIPMENT	51 291	93 532	41 014	512 ALCOHOLS, PHENOLS, ETC	2 632	2 865	1 261
742 PUMPS FOR LIQUIDS ETC	44 138	179 130	79 743	513 ORGANIC ACIDS, ETC	9 494	1 599	698
743 PUMPS NES, CENTRIFUGES ETC	122 572	182 398	81 184	514 NITROGEN-FUNCTION COMPOUNDS	2 359	2 242	998
744 MECHANICAL HANDLING EQUIP	87 415	114 216	50 548	515 ORGAN-INORGANIC COMPOUNDS ETC	3 834	2 527	1 109
745 NON-ELECTRIC MACHINERY, TOOLS NES	26 139	86 690	38 502	516 OTHER ORGANIC CHEMICALS	9 044	3 553	1 572
749 NON-ELECTRIC MACHINERY, ACCESSORIES NES	273 344	405 071	160 512	522 INORGANIC ELEMENTS, OXIDES, ETC	16 098	20 573	9 121
751 OFFICE MACHINES	4 015	23 208	10 330	523 OTHER INORGANIC CHEMICALS	3 058	2 381	1 048
752 AUTOMATIC DATA PROCESSING EQUIP	7 046	120 310	53 033	531 SYNTHETIC DYE, NAT DYE, LAKES	725	837	369
759 OFFICE & ADP MACHINERY, ACCESSORIES	4 990	63 977	28 461	533 PIGMENTS, PAINTS, ETC	51 688	15 527	6 899
761 TELEVISION RECEIVERS	20 125	55 231	24 386	541 MEDICINAL ETC PRODUCTS	530	1 776	793
762 RADIO BROADCAST RECEIVERS	701	7 532	3 301	551 ESSENTIAL OIL, PERFUME, ETC	2	95	40
763 SOUND RECORDERS, PHONOGRAPHS	2 009	22 042	9 632	553 PERFUMERY, COSMETICS, ETC	321	204	90
764 TELECOM EQUIPMENT, ACCESSORIES NES	8 101	61 661	27 463	562 FERTILIZERS MANUFACTURED	9 360	194	86
771 ELECTRIC POWER MACHINERY NES	28 101	47 231	20 925	572 EXPLOSIVES, PYROTECH PRODS	421	782	364
772 SWITCHGEAR ETC & PARTS NES	55 055	243 535	108 385	582 PROD OF CONDENSATION ETC	4 068	1 361	601
773 ELECTRIC DISTRIBUTING MACHINERY	63 429	59 895	26 667	583 PROD OF POLYMERIZING ETC	110 682	30 361	13 547
774 ELECTRO-MEDICAL, X-RAY EQUIP	2 453	28 999	12 966	584 CELLULOSE DERIVATIVES ETC	17 529	5 734	2 552
775 HOUSEHOLD TYPE EQUIP NES	116 822	132 630	58 969	591 PESTICIDES, DISINFECTANTS	2 690	1 455	644
776 TRANSISTORS, VALVES, ETC	2 690	22 205	9 920	592 STARCH, INULIN, GLUTEN, ETC	709	82	33
778 ELECTRICAL MACHINERY NES	151 712	292 032	129 972	598 MISC CHEMICAL PRODS NES	92 131	12 097	5 339
781 PASS MOTOR VEH EXC BUSES	661 571	802 491	357 083	611 LEATHER	808	2 531	1 124
782 MOTOR VEHICLES, SPECIAL MOTOR VEHICLES	88 681	102 288	45 199	612 LEATHER ETC MANUFACTURES	71	98	43
783 ROAD MOTOR VEHICLES NES	16 629	33 129	14 844	613 FUR SKINS TANNED, DRESSED	311	5 237	2 263
784 MOTOR VEHICLE PARTS, ACCESSORIES NES	668 652	533 923	237 625	621 MATERIALS OF RUBBER	291	292	135
785 MOTOR & OTHER CYCLES ETC	22 971	37 891	16 968	625 RUBBER TYRES, TUBES	1 605	929	428
786 VEHICLES NONMOTOR, TRAILERS	87 126	54 728	24 369	628 RUBBER ARTICLES NES	611	554	243
791 RAILWAY VEHICLES	44 654	31 392	13 806	634 VENEERS, PLYWOOD, ETC	640 312	129 453	57 475
792 AIRCRAFT	2 605	17 470	7 685	635 WOOD MANUFACTURES NES	115 985	33 345	14 716

7 IMPORTS AND EXPORTS (SPECIAL TRADE) BY COUNTRIES OF PRODUCTION AND CONSUMPTION AND BY GROUPS OF THE SITC-REV. II 1981

GROUP DESCRIPTION	DT = 100 KG	1 000 DM	1 000 \$	GROUP DESCRIPTION	DT = 100 KG	1 000 DM	1 000 \$
641 PAPER AND PAPERBOARD	6 774 577	861 042	331 985	EXPORTS	9 504 187	3 697 099	1 642 199
642 ARTICLES OF PAPER ETC	74 421	13 040	5 788	001 LIVE ANIMALS	168	390	168
651 TEXTILE YARN AND THREAD	6 320	1 677	745	014 MEAT PREPD, PRSVD, NES ETC	45	102	45
652 COTTON FABRICS, WOVEN	1 862	5 122	2 257	024 CHEESE AND CURD	403	237	100
653 WOVN MAN-MADE FIB FABRIC	477	1 328	593	034 FISH FRESH, CHILLED, FROZN	2 342	684	297
654 OTH WOVN TEXTILE FABRIC	1 726	934	398	037 FISH ETC PREPD PRSVD NES	469	347	157
655 KNIT ETC FABRICS	800	1 616	707	041 WHEAT ETC UNMILLED	304 264	11 563	4 963
656 LACE, RIBBONS, TULLE, ETC	593	641	285	042 RICE	2 280	314	142
657 SPECIAL TEXTILE ETC PROD	13 819	10 412	4 657	043 BARLEY UNMILLED	60 144	1 808	811
658 TEXTILE ARTICLES NES	2 183	7 423	3 295	045 CEREALS NES UNMILLED	20 938	891	356
659 FLOOR COVERINGS ETC	1 695	2 518	1 115	048 CEREAL ETC PREPARATIONS	3 376	1 800	798
661 CEMENT ETC BUILDING PROD	4 068	516	224	054 VEG ETC FRSH, SMPLY PRSVD	15 819	4 534	2 089
663 OTH NONMETAL MINERAL MFS	32 892	4 578	2 014	056 VEGTBLES ETC PRSVD, PREPD	3 375	1 479	654
664 GLASS	115 912	43 551	19 401	057 FRUIT, NUTS, FRESH, DRIED	97 665	10 923	4 873
665 GLASSWARE	1 905	2 116	945	058 FRUIT PRESERVED, PREPARED	5 480	1 671	759
666 POTTERY	1 616	2 158	966	062 SUGAR PREPS NON-COCO	1 788	1 247	555
671 PIG IRON ETC	56 493	5 073	2 468	071 COFFEE AND SUBSTITUTES	1 116	2 476	1 113
672 IRON, STL PRIMARY FORMS	443 180	49 344	21 406	072 CGCOA	5 630	4 325	1 926
673 IRON AND STEEL SHAPES	342 023	28 961	13 035	073 CHOCOLATE AND PRODUCTS	1 547	1 642	723
674 IRN, STL UNIV, PLATE, SHEET	1 723 580	161 341	71 451	074 TEA AND MATE	304	284	127
675 IRON, STEEL HOOP, STRIP	45 504	6 158	2 714	075 SPICES	1 266	795	359
678 IRON, STL TUBES, PIPES, ETC	72 171	9 998	4 436	081 FEEDING STUFF FOR ANIMLS	55 455	5 201	2 341
681 SILVER, PLATINUM, ETC	143	12 618	5 650	098 EDIBLE PRODUCTS, PREPS NES	19 425	6 365	2 813
682 COPPER EXC CEMENT COPPER	26 770	14 693	6 501	111 NON-ALCOHL BEVERAGES NES	9 357	1 595	698
683 NICKEL	12 326	19 084	8 378	112 ALCOHOLIC BEVERAGES	6 086	2 339	1 022
684 ALUMINIUM	3 023	1 159	511	122 TOBACCO MFRS	88	194	83
686 ZINC	100 789	19 656	8 674	211 HIDES, SKINS, UNRESSED	1 069	241	104
689 NON-FER BASE METALS NES	1 383	12 186	5 476	222 SEEDS FOR 'SOFT' FIXED OIL	207	70	30
691 STRUCTURES AND PARTS NES	46 139	19 840	8 721	223 SEEDS FOR OTH FIXED OILS	4 292	524	234
692 METAL TANKS, BOXES, ETC	806	744	355	232 NATURAL RUBBER, GUMS	723	203	86
694 STL, COPPR NAILS, NUTS, ETC	456	695	292	233 RUBBER, SYNTHETIC, RECLAIMD	39 812	8 547	3 815
695 TOOLS	826	1 975	873	246 PULPWOOD, CHIPS, WOODWASTE	77 245	385	382
696 CUTLERY	418	2 502	1 120	247 OTH WOOD ROUGH, SQUARED	854	71	31
697 BASE MTL HOUSEHOLD EQUIP	814	1 679	747	248 WOOD SHAPED	29 605	3 754	1 695
699 OTHER METAL MANUFACTURES	7 086	11 932	5 341	251 PULP AND WASTE PAPER	1 188	103	47
712 STEAM ENGINES, TURBINES	1 204	10 522	4 644	263 COTTON	3 859	811	371
713 INTRNL COMBUS PISTN ENGN	5 260	10 904	4 912	266 SYNTHETIC FIBRE TO SPIN	36 217	13 207	5 844
714 ENGINES & MOTORS NES	6	583	262	267 OTHER MAN-MADE FIRRES	11 648	3 826	1 680
716 ROTATING ELECTRIC PLANT	3 986	5 478	2 462	268 WOOL(Exc TOPS), ANML HAIR	3 210	3 015	1 358
718 OTH POWER GENERATE MACHY	327	492	216	269 WASTE OF TEXTILE FABRICS	17 185	2 636	1 170
721 AGRIC MACHY, EXC TRACTORS	6 154	4 297	1 881	273 STONE, SAND AND GRAVEL	36 726	737	326
722 TRACTORS NON-ROAD	160	246	102	274 SULPHUR ETC	25 443	1 089	451
723 CIVIL ENGINEER EQUIP ETC	4 564	12 728	5 665	278 OTHER CRUDE MINERALS	1 118 359	12 607	5 577
724 TEXTILE, LEATHER MACHNRY	1 603	2 111	944	282 IRON AND STEEL SCRAP	8 036	166	74
725 PAPER ETC MILL MACHINERY	14 147	24 213	11 004	287 BASE METAL ORES, CONC NES	33 010	4 576	1 994
726 PRINTG, BKBINDG MACHY, PTS	1 307	1 624	715	288 NONFERR METAL SCRAP NES	15 977	1 729	772
727 FOOD MACHY NON-DOMESTIC	714	1 801	820	291 CRUDE ANIMAL MTRIALS NES	12 828	5 622	2 496
728 OTH MACHY FOR SPCL INDUS	11 099	15 727	6 964	292 CRUDE VEG MATERIALS NES	7 875	5 469	2 453
736 MACHINE TOOLS FOR METAL	907	2 001	882	323 BRIQUETS, COKE, SEMI-COKE	383 788	10 777	4 734
737 METALWORKING MACHNRY NES	3 414	3 656	1 630	334 PETROLEUM PRODUCTS, REFIN	131 122	17 091	7 568
741 HEATING, COOLING EQUIPMNT	10 219	13 334	5 943	335 RESIDUAL PETRLM PROD NES	208 936	17 968	7 869
742 PUMPS FOR LIQUIDS ETC	1 807	4 210	1 876	423 FIXED VEG OILS, SOFT	1 591	588	267
743 PUMPS NES, CENTRIFUGES ETC	2 816	5 523	2 466	424 FIXED VEG OIL NONSOFT	7 247	1 368	601
744 MECHANICAL HANDLING EQU	25 828	23 619	10 129	431 PROCESD ANML VEG OIL, ETC	7 283	1 338	594
745 NONELEC MACHY, TOOLS NES	4 019	4 975	2 177	511 HYDROCARBONS NES, DERIVS	42 492	7 583	3 459
749 NONELEC MACH PTS, ACC NES	4 861	13 395	6 029	512 ALCOHOLS, PHENOLS, ETC	92 769	17 974	8 025
751 OFFICE MACHINES	177	894	388	513 ORGANIC ACIDS, ETC	133 232	23 059	10 328
752 AUTOMATIC DATA PROC EQUIP	26	983	437	514 NITROGEN-FUNCTN COMPOUNDS	33 742	15 282	6 790
759 OFFICE & ADP MCH PTS, ACC	52	4 209	1 848	515 ORG-INORG COMPOUNDS ETC	4 083	11 017	4 893
761 TELEVISION RECEIVERS	13 051	36 744	16 409	516 OTHER ORGANIC CHEMICALS	17 085	6 370	2 827
762 RADIO BROADCAST RECEIVRS	84	291	137	522 INORG ELEMNTS, OXIDES, ETC	972 680	35 102	15 573
764 TELECOM EQPT, PTS, ACC NES	1 346	8 052	3 566	523 OTHR INORGANIC CHEMICALS	269 666	22 874	10 120
771 ELECTRIC POWER MACHY NES	10 400	5 611	2 455	524 RADIOACTIVE ETC MATERIAL	1	553	246
772 SWITCHGEAR ETC & PTS NES	648	2 255	1 007	531 SYNT DYE, NAT INDGO, LAKES	24 054	31 942	14 245
773 ELECTR DISTRIUTING MACH	7 631	4 178	1 827	532 DYES NES, TANNING PRODS	10 075	2 495	1 109
774 ELECTRO-MEDCL, XRAY EQUIP	2 168	12 283	5 581	533 PIGMENTS, PAINTS, ETC	51 198	31 346	13 924
775 HOUSEHOLD TYPE EQUIP NES	2 139	1 797	802	541 MEDICINAL ETC PRODUCTS	7 827	37 878	16 783
776 TRANSISTORS, VALVES, ETC	5	332	149	551 ESSENTL OIL, PERFUME, ETC	1 192	4 324	1 920
778 ELECTRICAL MACHINERY NES	1 005	4 931	2 189	553 PERFUMERY, COSMETICS, ETC	3 867	7 907	3 500
781 PASS MOTOR VEH EXC BUSES	480	456	202	554 SOAPS, CLEANING ETC PREPS	47 338	15 211	6 774
782 LORRIES, SPCL MTR VEH NES	4 951	3 881	1 735	562 FERTILIZERS MANUFACTURED	319 842	6 992	3 187
784 MOTOR VEHCL PTS, ACC NES	2 067	2 980	1 309	572 EXPLOSIVES, PYROTECH PROD	558	887	387
785 MOTOR & OTHER CYCLES ETC	1 141	1 663	738	582 PROD OF CONDENSATION ETC	135 878	70 332	31 201
786 VEH NES NONMOTR, TRAILERS	939	559	242	583 PROD OF POLYMERIZING ETC	473 635	131 935	58 606
792 AIRCRAFT	14	1 142	503	584 CELLULOSE DERIVATIVES ETC	7 466	7 923	3 493
793 SHIPS AND BOATS	4 737	10 861	4 853	585 PLASTIC MATERIALS NES	31 185	4 635	2 060
812 PLUMB, HEATING, LGHTNG EQU	60 780	17 553	7 755	591 PESTICIDES, DISINFECTANTS	15 878	10 817	5 010
821 FURNITURE	82 754	52 577	23 360	592 STARCH, INULIN, GLUTEN, ETC	62 401	7 526	3 333
831 TRAVEL GOODS, HANDBAGS	204	987	429	598 MISC CHEMICAL PROD NES	228 618	57 865	25 692
842 MENS OUTERWEAR NOT KNIT	2 275	20 484	9 017	611 LEATHER	5 924	3 154	1 392
843 WOMENS OUTERWEAR NONKNIT	1 912	18 382	8 077	612 LEATHER ETC MANUFACTURES	2 674	4 225	1 899
844 UNDERWEAR NOT KNIT	19	147	66	613 FUR SKINS TANNED, DRESSED	18	911	420
845 OUTERWEAR KNIT NONELASTC	1 350	11 027	4 906	621 MATERIALS OF RUBBER	14 320	8 552	3 767
846 UNDERWEAR KNITTED	232	2 222	991	625 RUBBER TYRES, TUBES	21 524	14 024	6 197
847 TXTL CLTHNG ACCESSRYS NES	94	486	205	628 RUBBER ARTICLES NES	5 507	11 569	5 153
848 HEADGEAR, NONTXL CLOTHNG	726	21 858	9 477	633 CORK MANUFACTURES	87	202	91
851 FOOTWEAR	580	2 023	892	634 VENEERS, PLYWOOD, ETC	10 447	5 892	2 609
871 OPTICAL INSTRUMENTS	3	99	42	635 WOOD MANUFACTURES NES	18 391	6 782	3 008
872 MEDICAL INSTRUMENTS NES	62	1 536	685	641 PAPER AND PAPERBOARD	50 816	17 436	7 761
873 METERS & COUNTERS NES	3	74	31	642 ARTICLES OF PAPER ETC	18 285	10 402	4 626
874 MEASURING, CONTROLLING INSTR	369	8 841	3 933	651 TEXTILE YARN AND THREAD	47 311	59 863	26 658
881 PHOTO APPAR & EQUIPT NES	29	424	202	652 COTTON FABRICS, WOVEN	9 356	22 705	10 006
884 OPTICAL GOODS NES		119	46	653 WOVN MAN-MADE FIB FABRIC	10 812	29 214	12 971
885 WATCHES AND CLOCKS	10	675	295	654 OTH WOVN TEXTILE FABRIC	2 523	7 298	3 215
892 PRINTED MATTER	11 106	4 654	2 055	655 KNIT ETC FABRICS	3 441	8 763	3 899
893 ARTICLES OF PLASTIC NES	11 415	13 979	6 222	656 LACE, RIBBONS, TULLE, ETC	1 639	3 905	1 737
894 TOYS, SPORTING GOODS, ETC	7 705	10 888	4 771	657 SPECIAL TEXTILE ETC PROD	20 642	37 290	16 547
896 WORKS OF ART ETC	27	629	281	658 TEXTILE ARTICLES NES	1 006	2 114	935
897 GOLD, SILVER WARE, JEWELRY	10	9 035	4 024	659 FLOOR COVERINGS ETC	8 550	5 175	2 319
898 MUSICAL INSTRUMENTS, PTS	4 953	9 380	4 170	661 CEMENT ETC BUILDING PROD	41 240	2 435	1 061
899 OTHER MANUFACTURED GOODS	3 264	4 587	2 037	662 CLAY, REFRACTORY BLDG PRD	116 186	12 527	5 525
951 WAR FIREARMS, AMMUNITION	87	434	192	663 OTH NONMETAL MINERAL MFS	30 219	22 704	10 063
961 COIN NONGOLD, NONCURRENT	2	343	158	664 GLASS	134 152	21 975	9 825
971 GOLD, NON MONETARY NES	8	16 667	7 381	665 GLASSWARE	5 727	4 644	2 068

## 7 IMPORTS AND EXPORTS (SPECIAL TRADE) BY COUNTRIES OF PRODUCTION AND CONSUMPTION AND BY GROUPS OF THE SITC-REV. II 1981

GROUP DESCRIPTION	DT = 100 KG	1 000 DM	1 000 \$	GROUP DESCRIPTION	DT = 100 KG	1 000 DM	1 000 \$
666 POTTERY	2 096	1 946	874	SWITZERLAND			
667 PEARL,PREC-,SEMI-P STONE	2	535	238				
671 PIG IRON ETC	56 798	4 369	1 940	IMPORTS	15 055 212	12 615 245	5 601 441
672 IRON,STL FRIMARY FORMS	112 806	21 983	9 623	001 LIVE ANIMALS	14 706	5 318	2 372
673 IRON AND STEEL SHAPES	395 078	45 583	20 268	011 MEAT FRESH,CHILLD,FROZEN	6 617	1 193	536
674 IRN,STL UNIV,PLATE,SHEET	475 644	55 037	24 444	012 MEAT DRIED,SALTED,SMOKED	397	643	280
675 IRON,STEEL HOOP,STRIP	85 666	13 294	5 910	014 MEAT PREPD,PRSV,D,MES ETC	1 882	3 955	1 745
676 RAILWAY RAILS ETC IRN,STL	22 950	2 887	1 300	022 MILK AND CREAM	915	464	205
677 IRN,STL WIRE EXCL W ROD	39 930	7 530	3 356	024 CHEESE AND CURD	92 657	97 110	43 160
678 IRON,STL TUBES,PIPES,ETC	413 592	91 251	40 575	034 FISH FRESH,CHILLED,FROZN	337	229	96
679 IRN,STL CASTINGS UNWORKE	8 547	2 722	1 203	044 MAIZE UNMILLED	2 220	223	94
681 SILVER,PLATINUM,ETC	536	7 611	3 412	046 WHEAT ETC MEAL OR FLOUR	76 058	22 006	9 679
682 COPPER EXC CEMENT COPPER	62 120	40 968	18 299	048 CEREAL ETC PREPARATIONS	3 826	836	370
683 NICKEL	321	1 131	509	054 VEG ETC FRSH,SMPLY PRSV	6 778	5 101	2 284
684 ALUMINIUM	77 562	38 903	17 227	056 VEGTBLES ETC PRSV,D,PREPD	34 773	1 453	619
685 LEAD	22 845	5 288	2 340	057 FRUIT PRESERVED,PREPARED	43 347	10 701	4 691
686 ZINC	3 417	743	332	061 SUGAR AND HONEY	597	216	94
687 TIN	482	1 415	631	062 SUGAR PREPS NON-COCOA	19 153	15 328	6 787
689 NON-FER BASE METALS NES	105	385	169	071 COFFEE AND SUBSTITUTES	6 093	4 334	1 913
691 STRUCTURES AND PARTS NES	26 573	10 013	4 431	072 COCOA	211	206	88
692 METAL TANKS,BOXES,ETC	8 077	7 189	3 211	073 CHOCOLATE AND PRODUCTS	18 567	17 444	7 712
693 WIRE PRODUCTS NON ELECTR	17 183	14 331	6 414	074 TEA AND MATE	56	119	52
694 STL,COFPR NAILS,NUTS,ETC	35 326	22 412	10 022	075 SPICES	135	199	88
695 TOOLS	11 042	35 779	15 928	081 FEEDING STUFF FOR ANIMLS	4 331	801	356
696 CUTLERY	1 100	4 285	1 901	091 MARGARINE AND SHORTENING	8 756	880	395
697 BASE MTL HOUSEHOLD EQUIP	2 633	4 190	1 864	098 EDIBLE PRODUCTS,PREPS NES	136 591	54 968	24 401
699 OTHER METAL MANUFACTURES	58 628	55 151	24 597	111 NON-ALCOHL BEVERAGES NES	344 336	7 110	3 132
700 INDUSTRIAL PLANT,CHAP 84	631	2 201	934	112 ALCOHOLIC BEVERAGES	4 343	4 680	2 105
711 STEAM BOILERS & AUX PLNT	8 930	6 157	2 738	121 TOBACCO UNMNFCTRD,REFUSE	1 561	1 213	530
712 STEAM ENGINES,TURBINES	936	7 064	3 138	122 TOBACCO MFRS	5 084	4 752	1 961
713 INTRNL COMBUS FISTN ENGN	16 984	46 633	20 699	121 HIDES,SKINS,UNDRESSED	52 309	13 989	6 289
714 ENGINES & MOTORS NES	25	1 756	787	212 FUR SKINS UNDRESSED	123	942	398
716 ROTATING ELECTRIC PLANT	13 186	30 441	13 432	222 SEEDS FOR SOFT*FIXED OIL	464	75	33
718 OTH POWER GENERATG MACHY	1 070	4 388	1 912	232 NATURAL RUBBER,GUMS	3 067	618	277
721 AGRIC MACHY,EXC TRACTORS	29 570	23 377	10 507	233 RUBBER,SYNTHIC,RECLAIMD	38 541	4 968	2 134
722 TRACTORS NON-ROAD	49 375	44 053	19 580	244 CORK RAW AND WASTE	832	107	45
723 CIVIL ENGINEERG EQUIP ETC	28 519	27 377	12 133	246 PULPWOOD,CHIPS,WOODWASTE	70 092	1 023	453
724 TEXTILE,LEATHER MACHNRY	16 356	52 743	23 434	247 OTH WOOD ROUGH,SQUARED	71 522	3 176	1 393
725 PAPER ETC MILL MACHINERY	19 060	46 050	20 706	248 WOOD SHAPED	37 813	3 524	1 572
726 PRINTG,EXKINDG MACHY,PTS	12 185	43 341	19 076	251 PULP AND WASTE PAPER	118 607	9 446	4 156
727 FOOD MACHRY NON-DOMESTIC	2 797	10 983	4 893	261 SILK	99	1 943	870
728 OTH MACHY FOR SPCL INDUS	37 046	90 859	40 497	263 COTTON	31 762	5 620	2 505
736 MACHINE TOOLS FOR METAL	26 371	66 158	29 544	266 SYNTHETIC FIBRE TO SPIN	100 273	42 084	18 765
737 METALWORKING MACHNRY NES	12 639	19 846	8 835	267 OTHER MAN-MADE FIBRES	6 686	1 024	448
741 HEATING,COOLING EQUIPMNT	19 990	47 199	20 782	268 WOOL(EXC TOPS),ANML HAIR	4 618	6 340	2 826
742 PUMPS FOR LIQUIDS ETC	7 433	31 247	13 869	269 WASTE OF TEXTILE FABRICS	22 105	1 341	602
743 PUMPS NES,CENTRIFUGES ETC	23 992	44 562	19 742	273 STONE,SAND AND GRAVEL	229 502	7 162	3 143
744 MECHANICAL HANDLING EQU	23 574	37 617	16 616	277 NATURAL ABRASIVES NES	15	3 242	1 445
745 NONELEC MACHY,TOOLS NES	43 016	86 098	38 520	278 OTHER CRUDE MINERALS	160 010	2 442	1 071
749 NONELEC MACH PTS,ACC NES	62 077	129 464	57 497	282 IRON AND STEEL SCRAP	113 490	13 510	5 996
751 OFFICE MACHINES	4 116	20 675	9 212	287 BASE METAL ORES,CONC NES	999	1 008	454
752 AUTOMATIC DATA PROC EQUIP	2 881	57 603	25 631	288 NONFERR METAL SCRAP NES	188 658	42 627	18 780
759 OFFICE & ADP MCH PTS,ACC	4 494	13 010	5 793	289 PREC METAL ORE,WASTE NES	248	9 965	4 368
761 TELEVISION RECEIVERS	3 342	8 118	3 645	291 CRUDE ANIMAL MTRIALS NES	47 710	7 809	3 513
762 RADIO BROADCAST RECEIVRS	346	3 656	1 645	292 CRUDE VEG MATERIALS NES	11 476	9 526	4 229
763 SOUND RECORDRS,PHONOGRPH	369	3 582	1 601	335 RESIDUAL PETRLM PROD NES	87 583	15 410	6 720
764 TELECOM EQPT,PTS,ACC NES	4 700	59 551	26 352	411 ANIMAL OILS AND FATS	6 486	587	256
771 ELECTRIC POWER MACHY NES	7 392	12 542	5 501	423 FIXED VEG OILS,SOFT	6 410 018	436 776	194 024
772 SWITCHGEAR ETC & PTS NES	16 397	80 319	35 713	424 FIXED VEG OIL NCONSOFT	67 013	5 891	2 594
773 ELECTR DISTRIBUTING MACH	7 114	9 091	4 038	431 PROCESD ANML VEG OIL,ETC	37 048	6 485	2 883
774 ELECTRO-MEDCL,XRAY EQUIP	786	8 924	3 953	433 HYDROCARBONS NES,DERIVS	2 205	599	259
775 HOUSEHOLD TYPE EQUIP NES	36 495	48 130	21 335	512 ALCOHOLS,PHENOLS,ETC	25 657	2 811	1 241
776 TRANSISTORS,VALVES,ETC	4 588	24 052	10 648	513 ORGANIC ACIDS,ETC	12 398	3 246	1 444
778 ELECTRICAL MACHINERY NES	28 344	79 412	35 222	514 NITROGEN-FUNCTN COMPOUNDS	115 488	14 947	6 598
781 PASS MOTOR VEH EXC BUSES	225 224	240 303	106 298	515 ORG-INORG COMPOUNDS ETC	72 680	49 742	22 136
782 LORRIES,SPCL MTR VEH NES	72 897	80 947	36 021	516 OTHER ORGANIC CHEMICALS	33 354	102 346	45 782
783 ROAD MOTOR VEHICLES NES	1 791	2 222	956	522 INORG ELEMNTS,OXIDES,ETC	24 717	191 767	85 235
784 MOTOR VEHCL PTS,ACC NES	70 573	87 671	38 812	523 OTHR INORGANIC CHEMICALS	81 008	60 969	26 836
785 MOTOR & OTHER CYCLES ETC	14 692	17 107	7 608	524 RADIOACTIVE ETC MATERIAL	495 099	25 790	11 428
786 VEH NES NONMOTR,TRAILERS	28 985	17 776	7 948	531 SYNT DYE,NAT INDGO,LAKES	360 008	20 307	9 090
791 RAILWAY VEHICLES	13 751	10 927	4 903	532 DYES NES,TANNING PRODS	109	5 527	2 470
792 AIRCRAFT	89	1 628	721	533 PIGMENTS,PAINTS,ETC	57 967	152 105	67 796
793 SHIPS AND BOATS	16 699	8 502	3 654	541 MEDICINAL ETC PRODUCTS	1 778	1 574	683
812 PLUMB,HEATING,LGHTNG EQU	6 003	9 288	4 109	551 ESSENTL OIL,PERFUME,ETC	119 141	54 054	23 945
821 FURNITURE	9 443	10 453	4 596	553 PERFUMERY,COSMETICS,ETC	45 546	429 168	191 779
831 TRAVEL GOODS,HANDBAGS	751	1 977	879	554 SOAPS,CLEANING ETC PREPS	15 849	75 167	33 433
842 MENS OUTERWEAR NOT KNIT	48	334	147	555 FERTILIZERS MANUFACTURED	24 388	36 910	16 519
843 WOMENS OUTERWEAR NONKNIT	138	1 903	865	562 EXPLOSIVES,PYROTECH PRODD	195 255	39 894	17 770
845 OUTERWEAR KNIT NONELASTC	93	1 431	626	582 PROD OF CONDENSATION ETC	16 491	2 709	1 233
846 UNDERWEAR KNITTED	75	986	430	583 PROD OF POLYMERIZING ETC	382	1 166	516
847 TXTL CLTHNG ACCESSRYS NES	304	1 890	815	584 CELLULOSE DERIVATIVES ETC	264 490	147 473	65 576
848 HEADGEAR,MONTXTL CLOTHNG	357	2 492	1 105	585 PLASTIC MATERIALS NES	331 863	113 710	50 329
851 FOOTWEAR	1 613	8 598	3 852	591 PESTICIDES,DISINFECTANTS	8 201	8 283	3 686
871 OPTICAL INSTRUMENTS	187	2 768	1 238	592 STARCH,INULIN,GLUTEN,ETC	11 366	2 904	1 287
872 MEDICAL INSTRUMENTS NES	2 516	16 913	7 545	598 MISC CHEMICAL PRODS NES	67 329	75 849	34 325
873 METERS & COUNTERS NES	722	4 735	2 102	611 LEATHER	14 128	9 102	4 073
874 MEASURING,CONTROLNG INSTR	6 597	63 021	28 001	612 LEATHER ETC MANUFACTURES	205 699	79 782	35 424
881 PHOTO APPAR & EQUIPT NES	2 825	17 258	7 659	613 FUR SKINS TANNED,DRESSED	4 060	9 927	4 455
882 PHOTO,CINEMA SUPPLIES	14 287	23 620	10 479	621 MATERIALS OF RUBBER	1 370	5 172	2 321
883 DEVELOPED CINEMA FILM	3	145	67	625 RUBBER TYRES,TUPES	188	8 087	3 545
884 OPTICAL GOODS NES	262	8 493	3 806	628 RUBBER ARTICLES NES	13 422	10 789	4 792
885 WATCHES AND CLOCKS	2 153	13 742	6 127	633 CORK MANUFACTURES	65 956	14 996	6 625
892 PRINTED MATTER	10 198	11 596	5 191	634 VENEERS,PLYWOOD,ETC	5 279	19 232	8 515
893 ARTICLES OF PLASTIC NES	27 630	28 693	12 730	635 WOOD MANUFACTURES NES	529	158	68
894 TOYS,SPORTING GOODS,ETC	7 519	12 466	5 524	641 PAPER AND PAPERBOARD	614 815	55 934	24 920
895 OFFICE SUPPLIES NES	3 360	11 536	5 108	642 ARTICLES OF PAPER ETC	26 108	16 501	7 341
896 WORKS OF ART ETC	1	263	116	651 TEXTILE YARN AND THREAD	1 128 552	163 799	72 848
897 GOLD,SILVER WARE,JEWELRY	69	12 090	5 397	652 COTTON FABRICS,WOVEN	128 476	44 972	19 902
898 MUSICAL INSTRUMENTS,PTS	3 824	14 907	6 639	653 WOVN MAN-MADE FIB FABRIC	148 822	200 522	89 502
899 OTHER MANUFACTURED GOODS	5 432	16 548	7 349	654 OTH WOVEN TEXTILE FABRIC	36 285	127 728	57 417
951 WAR FIREARMS,AMMUNITION	1 113	2 140	946		22 101	80 478	35 690
971 GOLD,NON MONETARY NES		1 499	672		9 663	52 473	23 265
972 GOLD COIN		144	64				

## 7 IMPOR TS AND EXPORTS (SPECIAL TRADE) BY COUNTRIES OF PRODUCTION AND CONSUMPTION AND BY GROUPS OF THE SITC-REV. II 1981

GROUP DESCRIPTION	DT = 100 KG	1 000 DM	1 000 \$	GROUP DESCRIPTION	DT = 100 KG	1 000 DM	1 000 \$
655 KNIT ETC FABRICS	13 337	47 353	21 030	895 OFFICE SUPPLIES NES	6 322	26 261	11 593
656 LACE, RIBBONS, TULLE, ETC	7 634	52 327	23 196	896 WORKS OF ART ETC	1 905	121 721	54 240
657 SPECIAL TEXTILE ETC PROD	35 417	67 066	29 905	897 GOLD, SILVER WARE, JEWELRY	149	26 981	12 003
658 TEXTILE ARTICLES NES	3 950	25 086	11 203	898 MUSICAL INSTRUMENTS, PTS	5 706	22 249	9 829
659 FLOOR COVERINGS ETC	12 984	22 110	9 808	899 OTHER MANUFACTURED GOODS	17 741	120 364	53 332
661 CEMENT ETC BUILDING PROD	519 735	16 930	7 410	941 ZOO ANIMALS, PETS	290	2 112	905
662 CLAY, REFRACTORY BLDG PRD	161 295	13 905	6 178	951 WAR FIREARMS, AMMUNITION	147	3 059	1 360
663 OTH NONMETAL MINERAL MFS	280 223	30 342	13 433	961 COIN NONGOLD, NONCURRENT	39	3 885	1 737
664 GLASS	49 066	13 337	5 905	971 GOLD, NON MONETARY NES	510	852 629	382 039
665 GLASSWARE	210 658	19 835	8 804	972 GOLD COIN	2	10 841	4 897
666 POTTERY	3 577	6 493	2 878				
667 PEARL, FREC-, SEMI-P STONE	128	76 741	33 741	EXPORTS	76 012 790	20 727 764	9 204 665
671 PIG IRON ETC	9 786	928	409	001 LIVE ANIMALS	2 855	4 941	2 206
672 IRON, STL PRIMARY FORMS	86 324	8 020	3 538	011 MEAT FRESH, CHILLD, FROZEN	20 679	10 499	4 508
673 IRON AND STEEL SHAPES	2 285 739	149 752	66 493	014 MEAT PREPD, PRSVD, NES ETC	4 007	2 691	1 198
674 IRN, STL UNIV, PLATE, SHEET	150 046	15 028	6 571	022 MILK AND CREAM	13 183	2 971	1 312
675 IRON, STEEL HOOP, STRIP	65 178	6 265	2 775	023 BUTTER	48 133	24 332	10 824
676 RAILWAY RAILS ETC IRN, STL	4 771	740	344	024 CHEESE AND CURD	7 691	5 144	2 291
677 IRN, STL WIRE EXCL W ROD	83 775	12 711	5 626	025 EGGS, BIRDS, FRESH, PRSVD	62 520	14 932	6 715
678 IRON, STL TUBES, PIPES, ETC	631 557	127 705	56 830	034 FISH FRESH, CHILLED, FROZEN	9 033	7 012	3 114
679 IRN, STL CASTINGS UNWORKE	36 065	6 289	2 804	035 FISH SALTED, DRIED, SMOKE	807	2 071	920
681 SILVER, PLATINUM, ETC	1 455	150 678	67 621	036 SHELL FISH FRESH, FROZEN	276	382	167
682 COPPER EXC CEMENT COPPER	73 250	48 047	21 438	037 FISH ETC PREPD PRSVD NES	4 578	4 755	2 110
683 NICKEL	412	2 517	1 110	041 WHEAT ETC UNMILLED	123 536	5 494	2 341
684 ALUMINIUM	223 357	119 118	52 832	043 BARLEY UNMILLED	54 561	2 303	1 036
685 LEAD	17 167	2 519	1 096	045 CEREALS NES UNMILLED	185 460	7 891	3 321
686 ZINC	454	89	42	046 WHEAT ETC MEAL GR FLOUR	4 327	387	174
687 TIN	380	921	409	047 OTHER CEREAL MEALS, FLOUR			
689 NON-FER BASE METALS NES	882	3 465	1 546	048 CEREAL ETC PREPARATIONS	363 732	43 289	19 197
691 STRUCTURES AND PARTS NES	218 023	102 219	45 428	054 VEG ETC FRSH, SMPLY PRSVD	36 174	12 702	5 813
692 METAL TANKS, BOXES, ETC	48 879	19 148	8 526	056 VEGTBLES ETC PRSVD, PREPD	15 055	9 694	4 313
693 WIRE PRODUCTS NON ELECTR	2 477	2 409	1 064	057 FRUIT, NUTS, FRESH, DRIED	41 249	9 499	4 048
694 STL, COPPR NAILS, NUTS, ETC	54 283	75 934	33 778	058 FRUIT PRESERVED, PREPARED	24 648	13 946	6 195
695 TOOLS	25 396	162 109	71 805	061 SUGAR AND HONEY	945 741	89 698	39 576
696 CUTLERY	3 187	29 365	13 060	062 SUGAR PREPS NON-COCOA	20 343	10 521	4 668
697 BASE MTL HOUSEHOLD EQUIP	24 290	37 506	16 762	071 COFFEE AND SUBSTITUTES	23 662	18 807	8 286
699 OTHER METAL MANUFACTURES	113 959	134 760	59 839	072 COCOA	46 386	47 592	21 298
711 STEAM BOILERS & AUX PLNT	370	413	179	073 CHOCOLATE AND PRODUCTS	14 192	10 642	4 745
712 STEAM ENGINES, TURBINES	8 098	12 180	5 461	074 TEA AND MATE	490	537	239
713 INTRNL COMBUS PISTN ENGN	15 392	27 081	12 027	075 SPICES	1 942	3 036	1 738
714 ENGINES & MOTORS NES	7 866	35 758	15 799	081 FEEDING STUFF FOR ANIMLS	1 285 533	56 910	25 171
716 ROTATING ELECTRIC PLANT	43 685	115 068	50 987	091 MARGARINE AND SHORTENING	1 613	587	260
718 OTH MACHY FOR SPCL INDUS	6 066	18 752	8 301	098 EDIBLE PRODUCTS, PREPS NES	136 543	46 264	20 567
721 AGRIC MACHY, EXC TRACTORS	4 262	9 099	4 641	111 NON-ALCOHL BEVERAGES NES	62 787	7 197	3 136
722 TRACTORS NON-ROAD	9 456	10 483	9 765	112 ALCOHOLIC BEVERAGES	151 066	22 784	10 099
723 CIVIL ENGINEER EQUIP ETC	14 364	22 088	110 636	121 TOBACCO UNMNFCTRD, REFUSE	10 818	8 732	3 852
724 TEXTILE, LEATHER MACHNRY	106 157	248 332	30 659	122 TOBACCO MFS	6 844	10 803	4 762
725 PAPER ETC MILL MACHINERY	33 839	69 141	70 327	211 HIDES, SKINS, UNDRRESSED	42 394	9 253	4 151
726 PRINTG, BKBDNG MACHY, PTS	64 350	156 946	11 804	212 FUR SKINS UNDRRESSED	328	1 450	665
727 FOOD MACHRY NON-DOMESTIC	19 055	26 496	123 761	222 SEEDS FOR SOFT FIXED OIL	4 297	895	393
728 OTH MACHY FOR SPCL INDUS	22 888	279 337	200 449	223 SEEDS FOR OTH FIXED OILS	4 250	829	366
736 MACHINE TOOLS FOR METAL	117 646	453 256	29 221	232 NATURAL RUBBER, GUMS	2 442	722	332
737 METALWORKING MACHNRY NES	22 893	67 140	62 491	233 RUBBER, SYNTHETIC, RECLAIMD	134 994	23 617	10 501
741 HEATING, COOLING EQUIPMNT	43 519	141 082	28 904	245 FUEL WOOD NES, CHARCOAL	15 678	1 044	464
742 PUMPS FOR LIQUIDS ETC	22 523	65 248	48 562	246 PULPHOOD, CHIPS, WOODWASTE	3 188 770	37 314	16 555
743 PUMPS NES, CENTRIFUGES ETC	34 355	109 959	32 359	247 OTH WOOD ROUGH, SQUARED	524 789	14 701	6 510
744 MECHANICAL HANDLING EQU	40 111	73 207	76 110	248 WOOD SHAPED	782 445	71 258	31 485
745 NONELEC MACHY, TOOLS NES	43 342	172 358	137 606	251 PULP AND WASTE PAPER	562 452	14 807	6 551
749 NONELEC MACH PTS, ACC NES	130 271	310 349	16 605	261 SILK	288	822	366
751 OFFICE MACHINES	3 830	37 652	18 137	263 COTTON	51 188	8 697	3 895
752 AUTOMATIC DATA PROC EQUIP	1 057	40 889	18 039	265 VEG FBRE, EXCL COTN JUTE	220	140	66
759 OFFICE & ADP MCH PTS, ACC	2 402	40 791	411	266 SYNTHETIC FBRE TO SPIN	51 238	24 742	11 103
761 TELEVISION RECEIVERS	105	977	2 697	267 OTHER MAN-MADE FIBRES	38 945	15 730	6 985
762 RADIO BROADCAST RECEIVRS	674	6 120	5 174	268 WOOL(EXC TOPS), ANML HAIR	7 468	9 163	4 055
763 SOUND RECORDRS, PHONOGRPH	509	11 617	47 186	269 WASTE OF TEXTILE FABRICS	28 194	2 354	1 047
764 TELECOM EQFT, PTS, ACC NES	7 970	106 871	17 344	271 FERTILIZERS, CRUDE	38 767	915	409
771 ELECTRIC POWER MACHY NES	19 106	39 394	143 591	273 STONE, SAND AND GRAVEL	15 592 306	27 085	11 952
772 SWITCHGEAR ETC & PTS NES	30 596	324 097	15 540	274 SULPHUR ETC	286 175	8 530	3 796
773 ELECTR DISTRIBUTING MACH	19 984	35 229	14 075	277 NATURAL ABRASIVES NES	911	2 900	1 250
774 ELECTRO-MEDCL, XRAY EQUIP	1 653	31 594	35 542	278 OTHER CRUDE MINERALS	1 349 475	22 140	9 807
775 HOUSEHOLD TYPE EQUIP NES	43 098	80 079	17 658	281 IRON ORE, CONCENTRATES	47 172	235	99
776 TRANSISTORS, VALVES, ETC	2 393	39 976	131 961	282 IRON AND STEEL SCRAP	981 161	16 784	7 595
778 ELECTRICAL MACHINERY NES	89 454	298 959	1 571	287 BASE METAL ORES, CONC NES	136 580	10 185	4 591
781 PASS MOTOR VEH EXC BUSES	4 179	3 548	16 476	288 NONFERR METAL SCRAP NES	75 297	6 593	2 931
782 LORRIES, SPCL MTR VEH NES	27 023	37 088	5 493	289 PREC METAL ORE, WASTE NES	63	2 127	956
783 ROAD MOTOR VEHICLES NES	10 059	12 332	50 820	291 CRUDE ANIMAL MTRIALS NES	15 532	21 829	9 699
784 MOTOR VEHCL PTS, ACC NES	190 208	114 758	7 629	292 CRUDE VEG MATERIALS NES	83 913	51 862	23 262
785 MOTOR & OTHER CYCLES ETC	12 564	17 145	14 786	322 COAL, LIGNITE, PEAT	1 682 507	44 693	19 837
786 VEH NES NONMOTR, TRAILERS	71 234	33 479	8 604	323 BRIQUETS, COKE, SEMI-COKE	1 219 435	36 251	16 191
791 RAILWAY VEHICLES	29 709	19 436	8 081	334 PETROLEUM PRODUCTS, REFIN	6 821 145	492 698	217 017
792 AIRCRAFT	413	18 419	1 337	335 RESIDUAL PETRLM PROD NES	1 168 716	64 905	28 364
793 SHIPS AND BOATS	6 146	2 992	29 957	341 GAS NATURAL AND MANUFCTD			
812 PLUMEG, HEATING, LGHTNG EQU	134 393	67 878	56 822	351 ELECTRIC ENERGY, MWH	3 619 427	314 509	146 564
821 FURNITURE	114 056	127 749	1 793	411 ANIMAL OILS AND FATS	14 425	1 852	828
842 MENS OUTERWEAR NOT KNIT	1 012	3 998	12 357	423 FIXED VEG OILS, SOFT	55 381	9 383	4 084
843 WOMENS OUTERWEAR NONKNIT	3 620	59 024	26 199	424 FIXED VEG OIL NONSOFT	24 078	4 688	2 071
844 UNDERWEAR NOT KNIT	233	2 712	1 211	431 PROCESS ANML VEG OIL, ETC	70 539	12 300	5 472
845 UNDERWEAR KNIT NONELASTC	5 176	60 023	26 773	511 HYDROCARBONS NES, DERIVS	290 498	53 230	23 510
846 UNDERWEAR KNITTED	7 709	61 088	27 042	512 ALCOHOLS, PHENOLS, ETC	399 485	70 927	31 286
847 TXTL CLTHNG ACCESSRY NES	1 861	25 530	11 312	513 ORGANIC ACIDS, ETC	577 717	128 804	56 975
848 HEADGEAR, NONTXTL CLOTHNG	930	15 791	6 951	514 NITROGEN-FUNCTN COMPOUNDS	234 421	141 750	63 105
851 FOOTWEAR	12 820	63 881	28 349	515 ORG-INORG COMPOUNDS ETC	237 019	146 377	65 278
871 OPTICAL INSTRUMENTS	556	15 935	7 019	516 OTHER ORGANIC CHEMICALS	369 603	101 283	44 794
872 MEDICAL INSTRUMENTS NES	6 582	48 030	21 368	522 INORG ELEMNTS, OXIDES, ETC	382 294	56 286	25 019
873 METERS & COUNTERS NES	2 342	18 828	8 311	523 OTHR INORGANIC CHEMICALS	1 119 275	105 126	46 797
874 MEASURING, CONTROLLING INSTR	21 446	439 390	194 774	524 RADIOACTIVE ETC MATERIAL	44	3 374	1 496
881 PHGTO APPAR & EQUIPT NES	1 605	26 316	11 518	531 SYNT DYE, NAT INDGO, LAKES	55 028	122 498	54 220
882 PHGTO, CINEMA SUPPLIES	12 127	50 304	22 310	532 DYES NES, TANNING PRODS	6 763	1 762	795
883 DEVELOPED CINEMA FILM	54	2 931	1 296	533 PIGMENTS, PAINTS, ETC	1 502 512	134 278	59 460
884 OPTICAL GOODS NES	588	41 831	18 587	541 MEDICINAL ETC PRODUCTS	53 491	303 504	135 122
885 WATCHES AND CLOCKS	3 332	318 308	140 679	551 ESSENTIAL OIL, PERFUME, ETC	5 406	12 316	5 440
892 PRINTED MATTER	180 799	189 286	83 936	553 PERFUMERY, COSMETICS, ETC	41 473	53 697	23 836
893 ARTICLES OF PLASTIC NES	142 907	153 645	68 354	554 SOAPS, CLEANING ETC PREPS	358 918	88 143	39 075
894 TOYS, SPORTING GOODS, ETC	9 888	28 742	12 663	562 FERTILIZERS MANUFACTURED	683 602	23 735	10 660

## 7 IMPORTS AND EXPORTS (SPECIAL TRADE) BY COUNTRIES OF PRODUCTION AND CONSUMPTION AND BY GROUPS OF THE SITC-REV. II 1981

GROUP DESCRIPTION	DT = 100 KG	1 000 DM	1 000 \$	GROUP DESCRIPTION	DT = 100 KG	1 000 DM	1 000 \$
572 EXPLOSIVES, PYROTECH PROD	4 098	11 953	5 321	812 FLUMMG, HEATING, LIGHTING EQU	71 715	70 541	31 245
582 PROD OF CONDENSATION ETC	664 846	226 045	100 345	821 FURNITURE	551 644	432 140	192 130
583 PROD OF POLYMERIZING ETC	1 446 267	418 203	185 843	831 TRAVEL GOODS, HANDBAGS	12 573	54 324	24 000
584 CELLULOSE DERIVATIVES ETC	54 496	34 290	15 256	842 MENS OUTERWEAR NOT KNIT	8 552	70 176	31 189
585 PLASTIC MATERIALS NES	10 721	4 835	2 160	843 WOMENS OUTERWEAR NONKNIT	20 837	273 097	121 098
591 PESTICIDES, DISINFECTANTS	37 874	31 061	13 990	844 UNDERWEAR NOT KNIT	1 687	16 531	7 365
592 STARCH, INULIN, GLUTEN, ETC	164 147	28 491	12 524	845 UNDERWEAR KNIT NONELASTC	15 464	192 545	85 711
598 MISC CHEMICAL PKDS NES	1 375 873	199 681	88 629	846 UNDERWEAR KNIT	9 194	61 940	27 391
611 LEATHER	15 128	35 202	15 601	847 TXML CLTHNG ACCFSRYS NES	2 573	22 714	10 047
612 LEATHER ETC MANUFACTURES	7 035	19 301	8 612	848 HEADGEAR, NONTXML CLOTHNG	5 538	103 586	45 203
613 FUR SKINS TANNED, DRESSED	971	27 212	12 093	851 FOOTWEAR	18 993	96 640	42 708
621 MATERIALS OF RUBBER	55 950	34 210	15 170	871 OPTICAL INSTRUMENTS	894	19 467	8 589
625 RUBBER TYRES, TUBES	140 308	104 933	46 539	872 MEDICAL INSTRUMENTS NES	12 206	59 753	26 458
628 RUBBER ARTICLES NES	19 513	35 283	15 676	873 METERS & COUNTERS NES	2 436	15 698	6 975
633 CORK MANUFACTURES	1 152	1 779	789	874 MEASURING, CONTROLLING INSTR	33 682	318 439	140 946
634 VENEERS, PLYWOOD, ETC	242 320	51 492	22 861	881 PHOTO APPAR & EQUIPT NES	10 186	65 660	29 030
635 WOOD MANUFACTURES NES	374 735	111 579	49 421	882 PHOTO, CINEMA SUPPLIES	26 759	59 001	25 943
641 PAPER AND PAPERBOARD	816 419	195 886	86 569	883 DEVELOPED CINEMA FILM	142	2 572	1 143
642 ARTICLES OF PAPER ETC	236 744	111 733	49 523	884 OPTICAL GOODS NES	1 100	47 360	21 076
651 TEXTILE YARN AND THREAD	114 967	143 661	63 994	885 WATCHES AND CLOCKS	6 846	119 688	53 242
652 COTTON FABRICS, WOVEN	30 105	74 607	33 202	892 PRINTED MATTER	451 884	459 697	203 996
653 WOVN MAN-MADE FIB FABRIC	40 634	100 527	44 889	893 ARTICLES OF PLASTIC NES	296 730	279 637	124 022
654 OTH WOVEN TEXTILE FABRIC	15 610	43 404	19 200	894 TOYS, SPORTING GOODS, ETC	76 691	166 218	73 462
655 KNIT ETC FABRICS	24 635	57 318	25 492	895 OFFICE SUPPLIES NES	17 279	38 977	17 298
656 LACE, RIBBONS, TULLE, ETC	2 685	10 845	4 813	896 WORKS OF ART ETC	1 474	100 799	44 214
657 SPECIAL TEXTILE ETC PROD	62 511	82 221	36 572	897 GOLD, SILVER WARE, JEWELRY	726	257 672	115 011
658 TEXTILE ARTICLES NES	26 336	64 263	28 381	898 MUSICAL INSTRUMENTS, PTS	28 042	109 566	48 712
659 FLOOR COVERINGS ETC	88 394	109 296	48 393	899 OTHER MANUFACTURED GOODS	38 036	71 842	31 817
661 CEMENT ETC BUILDING PROD	671 385	30 124	13 238	941 ZOO ANIMALS, PETS	444	1 865	832
662 CLAY, REFRACTORY BLDG PRD	1 299 497	75 709	33 482	951 WAR FIREARMS, AMMUNITION	1 592	9 919	4 390
663 OTH NONMETAL MINERAL MFS	1 862 029	108 623	47 993	961 COIN NONGOLD, NONCURRENT	16	1 772	815
664 GLASS	301 002	84 835	37 858	971 GOLD, NON MONETARY NES	175	161 184	73 712
665 GLASSWARE	302 154	65 452	28 956	972 GOLD COIN	41	139 580	61 055
666 POTTERY	43 034	50 800	22 575				
667 PEARL, PREC-, SEMI-P STONE	163	111 773	50 539	AUSTRIA			
671 PIG IRON ETC	474 265	28 527	12 650	IMPORTS	51 235 408	10 279 260	4 559 023
672 IRON, STL PRIMARY FORPS	805 706	56 961	25 243	001 LIVE ANIMALS	95 023	29 569	13 278
673 IRON AND STEEL SHAPES	2 148 122	230 222	102 052	011 MEAT FRESH, CHILLD, FROZEN	6 777	8 750	3 897
674 IRN, STL UNIV, PLATE, SHEET	1 833 437	208 230	92 403	012 MEAT DRIED, SALTED, SMOKED	71	242	104
675 IRON, STEEL HOOP, STRIP	935 702	112 357	49 832	014 MEAT PREPD, PRSVD, NES ETC	214	719	297
676 RAILWAY RAILS ETC IRN, STL	194 018	24 926	10 974	022 MILK AND CREAM	119 900	1 902	834
677 IRN, STL WIRE EXCL W ROD	121 652	37 582	16 698	024 CHEESE AND CURD	11 326	6 199	2 750
678 IRON, STL TUBES, PIPES, ETC	111 397	165 218	73 296	034 FISH FRESH, CHILLED, FROZN	1 115	1 033	456
679 IRN, STL CASTINGS UNWORKE	62 922	23 397	10 423	043 BARLEY UNMILLED	10 034	372	164
681 SILVER, PLATINUM, ETC	2 161	219 381	100 903	044 MAIZE UNMILLED	6 763	1 625	772
682 COPPER EXC CEMENT COPPER	383 238	212 029	94 255	048 CEREAL ETC PREPARATIONS	76 464	31 217	13 780
683 NICKEL	5 953	14 142	6 286	054 VEG ETC FRSH, SMPLY PRSVD	153 465	17 150	7 592
684 ALUMINIUM	236 878	126 489	56 032	056 VEGTBL ETC PRSVD, PREPD	25 676	3 099	1 352
685 LEAD	30 893	7 055	3 148	057 FRUIT, NUTS, FRESH, DRIED	77 099	6 037	2 529
686 ZINC	83 010	16 001	7 100	058 FRUIT PRESERVED, PREPARED	47 150	11 996	5 393
687 TIN	1 452	4 183	1 845	061 SUGAR AND HONEY	73 671	8 503	3 713
689 NON-FER BASE METALS NES	998	4 913	2 192	062 SUGAR PREPS NON-COCOA	2 348	1 284	553
691 STRUCTURES AND PARTS NES	420 710	163 927	72 381	072 COCOA	200	196	88
692 METAL TANKS, BOXES, ETC	81 007	47 855	21 268	073 CHOCOLATE AND PRODUCTS	7 054	8 129	3 642
693 WIRE PRODUCTS NON ELECTR	31 006	17 604	7 813	074 TEA AND MATE	72	87	38
694 STL, COPPR NAILS, NUTS, ETC	121 463	77 108	34 241	075 SPICES	1 375	433	189
695 TOOLS	72 279	227 742	101 402	081 FEEDING STUFF FOR ANMLS	57 118	2 004	904
696 CUTLERY	4 537	28 835	12 828	098 EDIBLE PRODUCTS, PREPS NES	27 990	11 542	5 080
697 BASE MTL HOUSEHOLD EQUIP	68 464	68 153	30 185	111 NON-ALCOHOL BEVERAGES NES	75 536	6 811	2 994
699 OTHER METAL MANUFACTURES	277 346	285 876	127 040	112 ALCOHOLIC BEVERAGES	327 709	78 989	35 566
711 STEAM BOILERS & AUX PLNT	8 904	8 068	3 544	122 TOBACCO MFRS	133	372	168
712 STEAM ENGINES, TURBINES	12 054	14 786	6 497	211 HIDES, SKINS, UNDRRESSED	86 397	18 565	8 258
713 INTNL COMBUS PISTN ENGN	27 822	68 879	30 666	212 FUR SKINS UNDRRESSED	43	134	61
714 ENGINES & MOTORS NES	4 735	24 504	10 980	222 SEEDS FOR 'SOFT' FIXED OIL	1 393	253	113
716 ROTATING ELECTRIC PLANT	102 619	198 873	88 367	223 SEEDS FOR OTH FIXED OILS	821	477	212
718 OTH POWER GENERATG MACHY	8 419	85 399	38 292	232 NATURAL RUBBER, GUMS	1 162	356	164
721 AGRIC MACHY, EXC TRACTORS	72 324	71 115	31 698	233 RUBBER, SYNTHETIC, RECLAIMD	18 872	2 897	1 267
722 TRACTORS NON-ROAD	43 465	44 492	19 736	245 FUEL WOOD NES, CHARCOAL	2 671	80	34
723 CIVIL ENGINEER EQUIP ETC	109 503	127 474	56 833	246 PULPWOOD, CHIPS, WOODWASTE	396 179	3 165	1 387
724 TEXTILE, LEATHER MACHNRY	104 693	215 183	95 425	247 OTH WOOD ROUGH, SQUARED	127 483	4 107	1 833
725 PAPER ETC MILL MACHINERY	28 565	70 735	31 298	248 WOOD SHAPED	3 141 794	196 984	87 116
726 PRINTG, BKBINDG MACHY, PTS	60 211	154 851	68 893	251 PULP AND WASTE PAPER	279 070	26 801	12 026
727 FOOD MACHRY NON-DOMESTIC	16 439	39 726	17 568	263 COTTON	8 815	1 053	474
728 OTH MACHRY FOR SPCL INDL	152 353	320 310	142 565	266 SYNTHETIC FIBRE TO SPIN	64 095	21 920	9 862
736 MACHINE TOOLS FOR METAL	126 811	339 729	150 546	267 OTHER MAN-MADE FIBRES	158 597	46 491	20 737
737 METALWORKING MACHNRY NES	36 238	58 965	25 983	268 WOOL (EXC TOPS), ANML HAIR	2 192	796	354
741 HEATING, COOLING EQUIPMNT	101 535	186 708	82 755	269 WASTE OF TEXTILE FABRICS	18 876	1 721	764
742 PUMPS FOR LIQUIDS ETC	35 085	89 839	39 904	273 STONE, SAND AND GRAVEL	10 570 485	26 043	11 415
743 PUMPS NES, CENTRIFUGES ETC	70 136	170 370	75 536	278 OTHER CRUDE MINERALS	4 050 077	41 683	18 449
744 MECHANICAL HANDLING EQU	197 297	224 230	99 304	282 IRON AND STEEL SCRAP	16 543	3 127	1 402
745 NONELEC MACHY, TOOLS NES	69 681	202 940	90 217	287 BASE METAL ORES, CONC NES	1 863	793	359
749 NONELEC MACH PTS, ACC NES	205 431	448 724	199 146	288 NONFER METAL SCRAP NES	513 812	78 301	34 500
751 OFFICE MACHINES	8 752	52 925	31 214	289 PREC METAL ORE, WASTE NES	329	11 610	5 128
752 AUTOMTIC DATA PROC EQUIP	10 992	226 942	100 306	291 CRUDE ANIMAL MTRIALS NES	170 654	14 140	6 338
759 OFFICE & ADP MCH PTS, ACC	3 562	70 515	31 214	292 CRUDE VEG MATERIALS NES	31 214	5 875	2 582
761 TELEVISION RECEIVERS	39 087	126 069	56 089	322 COAL, LIGNITE, PEAT	226 746	2 099	942
762 RADIO BROADCAST RECEIVRS	3 075	21 272	9 556	323 BRIQUETS, COKE, SEMI-COKE	3 529	93	43
763 SOUND RECORDRS, PHONOGRPH	3 568	41 048	18 214	334 PETROLEUM PRODUCTS, REFIN	31 151	3 848	1 693
764 TELECOM EQPT, PTS, ACC NES	20 110	144 040	63 936	335 RESIDUAL PETRLM PROD NES	230 645	15 731	6 943
771 ELECTRIC POWER MACHY NES	33 338	69 212	30 644	341 GAS NATURAL AND MANUFCTD			
772 SWITCHGEAR ETC & PTS NES	54 305	337 175	149 729	351 ELECTRIC ENERGY, MWH	5 664 598	420 418	185 352
773 ELECTR DISTRIBUTING MACH	55 887	69 311	30 780	411 ANIMAL OILS AND FATS	159 715	13 472	5 927
774 ELECTRO-MEDCL, XRAY EQUIP	3 711	42 292	18 738	424 FIXED VEG OIL NONSOFT	1 106	324	146
775 HOUSEHOLD TYPE EQUIP NES	198 764	247 141	110 091	431 PROCESD ANML VEG OIL, ETC	17 878	1 548	675
776 TRANSISTORS, VALVES, ETC	2 731	70 029	31 009	511 HYDROCARBONS NES, DERIVS	106 485	8 580	3 795
778 ELECTRICAL MACHINERY NES	95 023	260 871	115 816	512 ALCOHOLS, PHENOLS, ETC	26 342	1 833	817
781 PASS MOTOR VEH EXC BUSES	1 029 001	1 501 713	664 394	513 ORGANIC ACIDS, ETC	75 200	21 042	9 260
782 LORRIES, SPCL MTR VEH NES	229 009	284 173	125 269	514 NITROGEN-FUNCTN COMPOUNDS	373 384	58 676	26 129
783 ROAD MOTOR VEHICLES NES	45 574	65 948	37 931	515 ORG-INORG COMPOUNDS ETC	30 208	9 194	4 082
784 MOTOR VEHCL PTS, ACC NES	266 462	333 974	147 791	516 OTHER ORGANIC CHEMICALS	78 605	4 420	1 972
785 MOTOR & OTHER CYCLES ETC	16 231	27 503	12 210	522 INORG ELEMENTS, OXIDES, ETC	604 443	36 550	16 161
786 VEH NES NONMOTR, TRAILERS	174 760	113 884	50 572	523 OTHR INORGANIC CHEMICALS	235 154	22 181	9 807
791 VEHICLES	80 967	44 733	19 693	524 RADIOACTIVE ETC MATERIAL	988	1 776	797
792 AIRCRAFT	1 015	29 377	12 628				
793 SHIPS AND BOATS	88 100	45 573	19 920				

7 IMPORTS AND EXPORTS (SPECIAL TRADE) BY COUNTRIES OF PRODUCTION AND CONSUMPTION AND BY GROUPS OF THE SITC-REV. II 1981

GROUP DESCRIPTION	DT = 100 KG	1 000 DM	1 000 \$	GROUP DESCRIPTION	DT = 100 KG	1 000 DM	1 000 \$
531 SYNT DYE,NAT INDGO,LAKES	-493	601	267	783 ROAD MOTOR VEHICLES NES	7 424	9 045	4 063
532 DYES NES,TANNING PRODS	330	338	145	784 MOTOR VEHCL PTS,ACC NES	241 157	211 792	93 609
533 PIGMENTS,PAINTS,ETC	182 282	14 190	6 285	785 MOTOR & OTHER CYCLES ETC	34 713	65 058	28 996
541 MEDICINAL ETC PRODUCTS	16 636	136 329	60 380	786 VEH NES NONMOTR,TRAILERS	129 909	57 374	25 698
551 ESSENTL OIL,PERFUME,ETC	2 289	2 188	967	791 RAILWAY VEHICLES	11 731	22 586	10 062
553 PERFUMERY, COSMETICS, ETC	6 665	6 271	2 823	792 AIRCRAFT	887	16 142	7 212
554 SOAPS,CLEANING ETC PREPS	24 880	6 444	2 856	793 SHIPS AND BOATS	3 671	5 288	2 335
562 FERTILIZERS MANUFACTURED	4 876 888	179 884	80 286	812 PLUMBING,HEATING,LIGHTNG EQU	137 433	81 471	36 126
572 EXPLOSIVES,PYROTECH PROD	373	190	83	821 FURNITURE	244 620	210 188	93 504
582 PROD OF CONDENSATION ETC	661 421	79 978	35 408	831 TRAVEL GOODS,HANDBAGS	6 312	11 793	5 290
583 PROD OF POLYMERIZING ETC	816 690	203 725	90 423	842 MENS OUTERWEAR NOT KNIT	12 669	71 744	31 711
584 CELLULOSE DERIVATIVES ETC	1 089	690	302	843 WOMENS OUTERWEAR NONKNIT	21 199	181 030	80 271
585 PLASTIC MATERIALS NES	3 904	1 679	747	844 UNDERWEAR NOT KNIT	4 024	15 779	7 004
591 PESTICIDES,DISINFECTANTS	4 898	3 048	1 358	845 OUTERWEAR KNIT NONELASTC	12 841	119 755	53 183
592 STARCH,INULIN, GLUTEN,ETC	11 149	1 926	835	846 UNDERWEAR KNITTED	5 375	40 511	18 050
598 MISC CHEMICAL PRODS NES	167 643	23 271	10 302	847 TXTL CLTHNG ACCESSRYS NES	2 757	19 288	8 532
611 LEATHER	13 436	39 862	17 754	848 HEADGEAR,NONTXTL CLOTHNG	6 221	33 440	14 685
612 LEATHER ETC MANUFACTURES	34 776	39 555	17 604	851 FOOTWEAR	60 441	265 396	116 831
613 FUR SKINS TANNED,DRESSED	678	7 149	3 145	871 OPTICAL INSTRUMENTS	259	4 402	1 965
621 MATERIALS OF RUBBER	149 330	50 177	22 279	872 MEDICAL INSTRUMENTS NES	903	12 694	5 626
625 RUBBER TYRES,TUBES	188 620	103 136	45 924	873 METERS & COUNTERS NES	768	3 296	1 468
628 RUBBER ARTICLES NES	18 434	20 031	8 945	874 MEASURING,CONTROLLING INSTR	7 783	94 660	41 898
634 VENEERS,PLYWOOD,ETC	1 695 575	110 368	49 270	881 PHOTO APPAR & EQUIPT NES	7 206	28 102	12 472
635 WOOD MANUFACTURES NES	323 486	95 258	42 066	882 PHOTO,CINEMA SUPPLIES	570	14 315	6 250
641 PAPER AND PAPERBOARD	3 241 456	404 103	179 069	883 DEVELOPED CINEMA FILM	46	750	334
642 ARTICLES OF PAPER ETC	546 740	134 887	59 750	884 OPTICAL GOODS NES	1 356	44 825	19 964
651 TEXTILE YARN AND THREAD	128 023	103 672	46 142	885 WATCHES AND CLOCKS	388	3 738	1 660
652 COTTON FABRICS,WOVEN	31 408	98 411	43 869	892 PRINTED MATTER	233 434	156 452	69 374
653 WOVN MAN-MADE FIB FABRIC	41 938	86 805	38 541	893 ARTICLES OF PLASTIC NES	143 047	110 645	49 086
654 KTH WOVEN TEXTILE FABRIC	16 048	52 011	23 071	894 TOYS,SPORTING GOODS,ETC	46 164	139 952	61 407
655 KNIT ETC FABRICS	31 423	67 471	30 012	895 OFFICE SUPPLIES NES	12 922	14 831	6 645
656 LACE,RIBBONS,TULLE,ETC	6 865	65 336	29 188	896 WORKS OF ART ETC	2 996	32 152	14 330
657 SPECIAL TEXTILE ETC PROD	48 645	48 008	21 235	897 GOLD,SILVER WARE,JEWELRY	3 391	24 525	10 896
658 TEXTILE ARTICLES NES	13 183	29 179	12 971	898 MUSICAL INSTRUMENTS,PTS	3 776	26 464	11 743
659 FLOOR COVERINGS ETC	63 362	38 397	17 111	899 OTHER MANUFACTURED GOODS	6 707	27 930	12 307
661 CEMENT ETC BUILDING PROD	344 401	12 031	5 230	941 ZOO ANIMALS,PETS	392	631	280
662 CLAY,REFRACTORY BLDG PRD	1 019 014	50 344	22 216	951 WAR FIREARMS,AMMUNITION	576	1 843	816
663 OTH NONMETAL MINERAL MFS	1 193 782	130 901	58 087	961 COIN NONGOLD,NONCURRENT	112	30 003	13 289
664 GLASS	120 896	16 139	7 130	971 GOLD,NON MONETARY NES	14	7 972	3 531
665 GLASSWARE	173 996	47 001	20 759	972 GOLD COIN	1	6 796	3 048
666 POTTERY	5 514	5 278	2 330				
667 PEARL,PREC-,SEMI-P STONE		3 637	1 608	EXPORTS	74 448 267	20 009 682	8 869 542
671 PIG IRON ETC	20 075	32 140	14 244	001 LIVE ANIMALS	5 774	6 281	2 752
672 IRON,STL PRIMARY FORMS	2 294 534	137 343	60 773	011 MEAT FRESH,CHILLD,FROZEN	92 843	26 684	11 833
673 IRON AND STEEL SHAPES	918 160	108 535	48 339	012 MEAT DRIED,SALTED,SMOKED	56	67	30
674 IRN,STL UNIV,PLATE,SHEET	3 130 314	282 629	125 800	014 MEAT PREPD,PRSTD,NES ETC	139	158	66
675 IRON,STEEL HOOP,STRIP	272 804	41 099	18 329	022 MILK AND CREAM	67 134	12 928	5 601
676 RAILWAY RAILS ETC IRN,STL	8 646	559	245	023 BUTTER	8 758	4 054	1 744
677 IRN,STL WIRE EXCL W ROD	219 931	30 628	13 548	024 CHEESE AND CURD	53 537	34 263	15 193
678 IRON,STL TUBES,PIPES,ETC	617 549	117 461	5 177	025 EGGS,BIRDS,FRESH,PRSRVD	26 184	8 090	3 668
679 IRN,STL CASTINGS UNWORKE	28 726	11 949	5 323	034 FISH FRESH,CHILLED,FROZN	27 662	15 624	6 972
681 SILVER,PLATINUM,ETC	142	11 135	4 897	035 FISH SALTED,DRIED,SMOKED	1 632	2 458	563
682 COPPER EXC CEMENT COPPER	111 307	51 267	22 837	036 SHELL FISH FRESH,FROZEN	518	675	307
683 NICKEL	406	859	383	037 FISH ETC PREPD PRSTD NES	38 898	22 509	10 045
684 ALUMINIUM	218 672	108 110	48 048	041 WHEAT ETC UNMILLED	1 546	136	61
685 LEAD	3 374	624	293	042 RICE	13 125	2 029	911
686 ZINC	2 926	1 034	450	043 BARLEY UNMILLED	8 826	681	293
687 TIN	163	365	154	044 MAIZE UNMILLED	10 757	571	243
689 NON-FER BASE METALS NES	12 038	26 074	11 576	045 CEREALS NES UNMILLED	3 445	352	152
691 STRUCTURES AND PARTS NES	229 053	83 027	36 657	046 WHEAT ETC MEAL OR FLOUR	3 676	541	241
692 METAL TANKS,BOXES,ETC	58 769	24 703	10 974	048 CEREAL ETC PREPARATIONS	168 178	57 392	25 363
693 WIRE PRODUCTS NON ELECTR	12 203	3 730	1 641	054 VEG ETC FRSH,SMPLY PRSTD	87 757	22 525	10 324
694 STL,COPPR NAILS,NUTS,ETC	37 212	16 394	7 280	056 VEGTBLES ETC PRSTD,PREPD	21 554	8 685	3 847
695 TOOLS	22 300	76 531	34 113	057 FRUIT,NUTS,FRESH,DRIED	49 563	12 972	5 824
696 CUTLERY	650	2 424	1 084	058 FRUIT PRESERVED,PREPARED	45 914	13 941	6 256
697 BASE MTL HOUSEHOLD EQUIP	43 681	28 756	12 872	061 SUGAR AND HONEY	64 644	5 918	2 619
699 OTHER METAL MANUFACTURES	250 175	205 363	91 520	062 SUGAR PREPS NON-COCOA	50 686	22 716	10 091
711 STEAM BOILERS & AUX PLNT	1 789	1 177	524	071 COFFEE AND SUBSTITUTES	44 921	34 293	15 196
712 STEAM ENGINES,TURBINES	5 764	11 835	5 111	072 COCOA	17 600	14 712	6 492
713 INTRNL COMBUS PISTN ENGN	28 527	32 475	14 430	073 CHOCOLATE AND PRODUCTS	76 314	44 792	20 007
714 ENGINES & MOTORS NES	1 425	8 803	3 864	074 TEA AND MATE	4 415	3 428	1 536
716 ROTATING ELECTRIC PLANT	144 213	109 642	48 910	075 SPICES	2 898	1 662	724
718 OTH POWER GENERATG MACHY	7 996	25 381	11 320	081 FEEDING STUFF FOR ANIMLS	4 281 441	298 991	132 842
721 AGRIC MACHY,EXC TRACTORS	58 269	47 807	21 098	091 MAREARINE AND SHORTENING	10 814	2 533	1 143
722 TRACTORS NON-ROAD	12 645	13 332	5 810	098 EDIBLE PRODCTS,PREPS NES	82 298	34 320	15 272
723 CIVIL ENGINEERG EQUIP ETC	58 056	67 860	30 025	110 NON-ALCOHL BEVERAGES NES	152 013	11 839	5 260
724 TEXTILE,LEATHER MACHNRY	13 867	19 697	8 740	112 ALCOHOLIC BEVERAGES	223 061	21 680	9 555
725 PAPER ETC MILL MACHINERY	14 488	14 332	6 360	121 TOBACCO UNMNFCTRD,REFUSE	923	764	335
726 PRINTG,BKPRINDG MACHY,PTS	6 447	13 864	6 167	122 TOBACCO MFRS	7 233	10 652	4 736
727 FOOD MACHRY NON-DOMESTIC	5 312	17 641	7 759	211 HIDES,SKINS,UNDRESSED	73 810	14 532	6 464
728 OTH MACHY FOR SPCL INDUS	101 595	133 943	59 425	212 FUR SKINS UNDRESSED	55	953	421
736 MACHINE TOOLS FOR METAL	46 330	96 313	42 372	222 SEEDS FOR 'SOFT' FIXED OIL	9 265	1 784	774
737 METALWORKING MACHNRY NES	31 484	25 010	11 050	223 SEEDS FOR OTH FIXED OILS	9 237	1 668	736
741 HEATING,COOLING EQUIPMNT	49 528	65 736	29 029	232 NATURAL RUBBER,GUMS	5 476	1 581	717
742 PUMPS FOR LIQUIDS ETC	37 788	51 423	22 664	233 RUBBER,SYNTHTIC,RECLAIMD	262 597	38 517	17 155
743 PUMPS NES,CENTRFUGES ETC	64 671	62 403	27 796	244 CORN RAW AND WASTE	217	100	45
744 MECHANICAL HANDLING EQU	150 840	102 651	45 401	245 FUEL WOOD NES,CHARCOAL	14 057	529	237
745 NONELEC MACHY,TOOLS NES	35 923	47 219	20 886	246 PULPWOOD,CHIPS,WOODWASTE	2 426 272	25 449	10 225
749 NONELEC MACH PTS,ACC NES	115 444	171 799	76 309	247 OTH WOOD ROUGH,SQUARED	2 503 265	62 323	27 555
751 OFFICE MACHINES	403	3 630	1 616	248 WOOD SHAPED	646 205	57 520	25 561
752 AUTOMATIC DATA PROC EQUIP	1 391	16 331	7 311	249 PULP AND WASTE PAPER	1 576 899	40 291	17 987
759 OFFICE & ADP MCH PTS,ACC	2 552	27 682	12 350	253 COTTON	25 445	9 723	4 320
761 TELEVISION RECEIVERS	37 128	120 145	53 179	265 VEG FIBRE,EXCL COTN JUTE	951	204	93
762 RADIO BROADCAST RECEIVRS	4 723	27 364	12 113	266 SYNTHETIC FIBRE TO SPIN	81 109	32 136	14 268
763 SOUND RECORDRS,PHONOGRPH	13 552	102 902	46 630	267 OTHER MAN-MADE FIBRES	44 419	20 124	8 903
764 TELECOM EQPT,PTS,ACC NES	10 004	94 659	41 755	268 WOOL(EXC TOPS),ANML HAIR	20 787	18 620	8 387
771 ELECTRIC POWER MACHY NES	26 070	70 344	31 258	269 WASTE OF TEXTILE FABRICS	6 957	746	329
772 SWITCHGEAR ETC & PTS NES	24 158	150 783	66 803	271 FERTILIZERS,CRUDE	20 042	589	268
773 ELECTR DISTRIUTING MACH	59 684	57 262	25 537	273 STONE,SAND AND GRAVEL	4 004 608	15 765	6 967
774 ELECTRO-MEDCL,XRAY EQUIP	1 000	14 247	6 368	274 SULPHUR ETC	346 749	11 367	5 075
775 HOUSEHOLD TYPE EQUIP NES	164 491	148 703	66 149	277 NATURAL ABRASIVES NES	1 348	2 655	1 175
776 TRANSISTORS,VALVES,ETC	3 292	129 974	57 505	278 OTHER CRUDE MINERALS	1 437 097	26 980	11 927
778 ELECTRICAL MACHINERY NES	139 295	122 192	54 208	281 IRON ORE,CONCENTRATES	76 870	694	315
781 PASS MOTOR VEH EXC BUSES	49 038	85 110	37 416	282 IRON AND STEEL SCRAP	636 167	13 519	5 974
782 LORRIES,SFCL MTR VEH NES	77 461	76 640	34 174				



7 IMPORTS AND EXPORTS (SPECIAL TRADE) BY COUNTRIES OF PRODUCTION AND CONSUMPTION AND BY GROUPS OF THE SITC-REV. II 1981

GROUP DESCRIPTION	DT = 100 KG	1 000 DM	1 000 \$	GROUP DESCRIPTION	DT = 100 KG	1 000 DM	1 000 \$
287 BASE METAL ORES, CONC NES	538 576	43 248	19 030	726 PRINTG, BKBINDG MACHY, PTS	24 461	63 048	28 155
288 NONFERR METAL SCRAP NES	178 814	32 290	14 354	727 FOOD MACHRY NON-DOMESTIC	12 175	35 712	15 730
289 PREC METAL ORE, WASTE NES	75 795	43 268	19 770	728 OTH MACHY FOR SFCL INDUS	180 219	341 022	151 528
291 CRUDE ANIMAL MTRIALS NES	75 937	28 226	12 531	736 MACHINE TOOLS FOR METAL	169 843	589 819	257 749
292 CRUDE VEG MATERIALS NES	65 060	46 376	20 922	737 METALWORKING MACHNRY NES	29 536	42 660	18 937
322 COAL, LIGNITE, PEAT	2 309 017	53 240	24 073	741 HEATING, COOLING EQUIPMNT	133 721	204 862	90 642
323 BRIQUETS, COKE, SEMI-COKE	4 971 595	138 006	60 364	742 PUMPS FOR LIQUIDS ETC	36 250	111 423	49 410
334 PETROLEUM PRODUCTS, REFIN	6 846 282	469 728	207 595	743 PUMPS NES, CENTRIFUGES ETC	88 775	149 922	66 474
335 RESIDUAL PETRLM PROD NES	1 912 578	105 583	46 014	744 MECHANICAL HANDLING EQU	210 718	258 970	114 569
341 GAS NATURAL AND MANUFCTD				745 NONELEC MACHY, TOOLS NES	68 930	176 159	77 936
351 ELECTRIC ENERGY	715 637	19 713	8 663	749 NONELEC MACH PTS, ACC NES	232 073	464 997	205 952
411 ANIMAL CILS AND FATS	6 627	998	449	751 OFFICE MACHINES	5 481	31 908	14 160
423 FIXED VEG OILS, SOFT	311 515	40 077	17 854	752 AUTOMATIC DATA PROC EQUIP	8 683	170 942	75 486
424 FIXED VEG OIL NONSOFT	75 035	12 141	5 414	759 OFFICE & ADP MCH PTS, ACC	2 914	71 801	31 866
431 PROCESD ANML VEG OIL, ETC	178 265	27 701	12 293	761 TELEVISION RECEIVERS	32 206	91 186	40 534
511 HYDROCARBONS NES, DERIVS	1 445 018	159 445	70 970	762 RADIO BROADCAST RECEIVRS	4 146	20 825	9 317
512 ALCOHOLS, PHENOLS, ETC	208 721	36 493	16 169	763 SOUND RECORDRS, PHONOGRPH	3 448	24 495	11 015
513 ORGANIC ACIDS, ETC	171 535	39 053	17 413	764 TELECOM EPT, PTS, ACC NES	60 470	336 593	148 996
514 NITROGEN-FUNCTN COMPOUNDS	87 417	41 830	18 634	771 ELECTRIC POWER MACHY NES	39 355	74 657	33 056
515 ORG-INORG COMPOUNDS ETC	37 851	37 707	16 763	772 SWITCHGEAR ETC & PTS NES	85 217	394 990	175 448
516 OTHER ORGANIC CHEMICALS	237 539	38 390	17 000	773 ELECTR DISTRIBUTING MACH	103 224	81 751	36 294
522 INORG ELEMNTS, OXIDES, ETC	1 699 095	123 184	54 426	774 ELECTRO-MEDCL, XRAY EQUIP	3 073	40 726	17 950
523 OTHR INORGANIC CHEMICALS	477 618	65 701	29 164	775 HOUSEHOLD TYPE EQUIP NES	267 652	300 738	133 717
524 RADIOACTIVE ETC MATERIAL	277	6 707	2 983	776 TRANSISTORS, VALVES, ETC	25 799	136 013	60 474
531 SYNT DYE, NAT INDGO, LAKES	29 165	51 594	23 020	778 ELECTRICAL MACHINERY NES	114 104	237 916	105 699
532 DYES NES, TANNING PRODS	20 030	3 483	1 556	781 PASS MOTOR VEH EXC BUSES	880 866	1 095 707	485 964
533 PIGMENTS, PAINTS, ETC	332 075	127 632	56 237	782 LORRIES, SPCL MTR VEH NES	263 855	270 396	120 254
541 MEDICINAL ETC PRODUCTS	48 895	312 806	139 135	783 ROAD MOTOR VEHICLES NES	59 703	92 819	41 407
551 ESSENTL OIL, PERFUME, ETC	5 537	12 383	5 490	784 MOTOR VEHCL PTS, ACC NES	537 873	635 484	282 085
553 PERFUMERY, COSMETICS, ETC	58 580	62 006	27 597	785 MOTOR & OTHER CYCLES ETC	46 121	56 121	25 209
554 SOAPS, CLEANING ETC PREPS	461 334	112 354	49 933	786 VEH NES NONMOTR, TRAILERS	161 651	91 459	40 804
562 FERTILIZERS MANUFACTURED	2 976 396	92 385	40 553	791 RAILWAY VEHICLES	74 763	50 058	22 057
572 EXPLOSIVES, PYROTECH PROD	3 100	8 115	3 572	792 AIRCRAFT	377	9 800	4 153
582 PROD OF CONDENSATION ETC	746 041	236 380	104 907	793 SHIPS AND BOATS	8 674	7 227	3 221
583 PROD OF POLYMERIZING ETC	1 278 870	378 545	167 958	812 PLUMBGG, HEATING, LGHTNG EQU	132 124	108 451	48 005
584 CELLULOSE DERIVATIVES ETC	46 707	38 425	17 091	821 FURNITURE	777 904	447 856	198 950
585 PLASTIC MATERIALS NES	4 985	3 312	1 470	831 TRAVEL GOODS, HANDBAGS	12 381	41 369	18 346
591 PESTICIDES, DISINFECTANTS	40 552	26 772	12 141	842 MENS OUTERWEAR NOT KNIT	12 778	90 546	40 209
592 STARCH, INULIN, GLUTEN, ETC	77 003	19 728	8 771	843 WOMENS OUTERWEAR NONKNIT	27 100	257 206	114 307
598 MISC CHEMICAL PRODS NES	1 057 381	203 549	90 424	844 UNDERWEAR NOT KNIT	1 390	13 227	5 916
605 INDUSTRIAL PLANT, CHAP 73	75	94	41	845 UNDERWEAR KNIT NONELASTC	16 083	169 855	75 528
611 LEATHER	26 730	66 842	29 719	846 UNDERWEAR KNITTED	11 098	68 060	30 075
612 LEATHER ETC MANUFACTURES	25 967	43 332	19 307	847 TXTL CLTHNG ACCESSRYS NES	4 074	28 458	12 631
613 FUR SKINS TANNED, DRESSED	893	21 192	9 395	848 HEADGEAR, NONTXTL CLOTHNG	6 055	82 866	36 158
621 MATERIALS OF RUBBER	114 769	53 625	23 894	851 FOOTWEAR	29 432	137 174	60 998
625 RUBBER TYRES, TUBES	195 615	96 468	38 520	871 OPTICAL INSTRUMENTS	784	14 711	6 503
628 RUBBER ARTICLES NES	26 938	45 601	20 208	872 MEDICAL INSTRUMENTS NES	9 691	64 259	28 422
633 CORK MANUFACTURES	2 076	2 069	922	873 METERS & COUNTERS NES	3 841	17 527	7 762
634 VENEERS, PLYWOOD, ETC	269 374	60 767	26 993	874 MEASURING, CONTROLNG INSTR	30 189	280 804	124 456
635 WOOD MANUFACTURES NES	147 448	65 078	28 837	881 PHOTO APPAR & EQUIPT NES	8 886	46 523	20 810
641 PAPER AND PAPERBOARD	767 805	173 489	76 787	882 PHOTO, CINEMA SUPPLIES	22 827	44 488	19 774
642 ARTICLES OF PAPER ETC	251 574	100 471	44 554	883 DEVELOPED CINEMA FILM	273	3 906	1 725
651 TEXTILE YARN AND THREAD	238 879	274 893	122 247	884 OPTICAL GOODS NES	2 774	89 616	39 684
652 COTTON FABRICS, WOVEN	38 198	94 419	42 091	885 WATCHES AND CLOCKS	5 385	40 361	17 924
653 WOVN MAN-MADE FIB FABRIC	56 782	119 800	53 450	892 PRINTED MATTER	507 477	466 339	206 910
654 OTH WOVEN TEXTILE FABRIC	31 264	59 836	26 425	893 ARTICLES OF PLASTIC NES	308 686	265 603	117 677
655 KNIT ETC FABRICS	44 736	104 484	46 404	894 TOYS, SPORTING GOODS, ETC	74 349	120 045	53 153
656 LACE, RIBBONS, TULLE, ETC	10 244	34 070	15 183	895 OFFICE SUPPLIES NES	7 720	23 239	10 276
657 SPECIAL TEXTILE ETC PROD	64 212	108 487	48 286	896 WORKS OF ART ETC	507	24 458	10 834
658 TEXTILE ARTICLES NES	29 303	62 698	27 832	897 GOLD, SILVER WARE, JEWELRY	461	88 469	39 103
659 FLOOR COVERINGS ETC	69 790	60 585	26 893	898 MUSICAL INSTRUMENTS, PTS	22 546	91 828	40 735
661 CEMENT ETC BUILDING PROD	299 657	18 633	8 181	899 OTHER MANUFACTURED GOODS	39 099	68 693	30 456
662 CLAY, REFRACTORY BLDG PRD	1 096 359	96 829	42 705	941 ZOO ANIMALS, PETS	525	1 735	771
663 OTH NONMETAL MINERAL MFS	728 329	101 989	45 104	951 WAR FIREARMS, AMMUNITION	1 851	9 019	3 988
664 GLASS	581 624	91 166	40 485	961 COIN NONGOLD, NONCURRENT	9	1 373	582
665 GLASSWARE	124 969	47 702	21 246	971 GOLD, NON MONETARY NES	9	23 229	10 572
666 POTTERY	40 150	48 941	21 693	972 GOLD COIN	15	46 112	20 237
667 PEARL, PREC-, SEMI-P STONE	135	9 418	4 118				
671 PIG IRON ETC	246 068	26 322	12 630	PORTUGAL			
672 IRON, STL PRIMARY FORMS	393 109	30 919	13 703				
673 IRON AND STEEL SHAPES	1 213 552	128 054	56 649	IMPORTS	5 773 134	1 239 125	550 372
674 IRN, STL UNIV, PLATE, SHEET	1 238 856	149 293	66 201				
675 IRON, STEEL HOOP, STRIP	456 556	60 143	26 767	034 FISH FRESH, CHILLED, FROZN	434	135	61
676 RAILWAY RAILS ETC IRN, STL	32 661	4 684	2 059	036 SHELL FISH FRESH, FROZEN	1 167	591	258
677 IRN, STL WIRE EXCL W ROD	110 701	20 736	9 217	037 FISH ETC PREPD PRSVD NES	55 694	34 942	15 608
678 IRON, STL TUBES, PIPES, ETC	829 289	210 608	92 733	054 VEG ETC FRSH, SMFLY PRSVD	24 243	2 775	1 233
679 IRN, STL CASTINGS UNWORKE	118 540	32 222	14 312	056 VEGTLES ETC PRSVD, PREPD	5 687	3 103	1 405
681 SILVER, PLATINUM, ETC	553	27 199	12 173	057 FRUIT, NUTS, FRESH, DRIED	5 648	2 270	996
682 COPPER EXC CEMENT COPPER	362 363	186 843	83 087	058 FRUIT PRESERVED, PREPARED	846	131	60
683 NICKEL	4 674	10 050	4 400	062 SUGAR PREPS NON-COCOA	381	134	61
684 ALUMINIUM	382 044	178 578	76 970	075 SPICES	126	136	65
685 LEAD	170 421	30 906	13 620	081 FEEDING STUFF FOR ANIMLS	104 868	2 619	1 178
686 ZINC	50 353	11 851	5 231	112 ALCOHOLIC BEVERAGES	94 224	32 826	14 511
687 TIN	2 617	7 068	3 138	121 TOBACCO UNMNFCTRD, REFUSE	83	78	38
689 NON-FER BASE METALS NES	4 181	6 792	3 043	212 FUR SKINS UNRESSED	216	177	76
691 STRUCTURES AND PARTS NES	285 818	126 995	56 137	244 CORN RAW AND WASTE	45 675	6 731	3 017
692 METAL TANKS, BOXES, ETC	191 647	79 792	35 219	245 FUEL WOOD NES, CHARCOAL	14 055	1 039	449
693 WIRE PRODUCTS NON ELECTR	159 079	28 700	12 739	246 PULPWOOD, CHIPS, WOODWASTE	89 669	1 604	702
694 STL, COPPR NAILS, NUTS, ETC	113 131	64 103	28 450	247 OTH WOOD ROUGH, SQUARED	9 448	317	140
695 TOOLS	59 210	154 079	68 517	248 WOOD SHAPED	1 295 245	37 167	16 450
696 CUTLERY	5 352	26 287	11 707	251 PULP AND WASTE PAPER	639 983	71 711	31 540
697 BASE MTL HOUSEHOLD EQUIP	147 289	127 368	56 566	268 WOOL(EXC TOPS), ANML HAIR	602	781	351
699 OTHER METAL MANUFACTURES	302 261	302 251	134 088	269 WASTE OF TEXTILE FABRICS	780	87	37
700 INDUSTRIAL PLANT, CHAF 84	5 523	8 614	3 917	273 STONE, SAND AND GRAVEL	112 651	6 540	2 902
711 STEAM BOILERS & AUX PLNT	6 302	6 981	3 116	277 NATURAL ABRASIVES NES	64 127	336	139
712 STEAM ENGINES, TURBINES	3 225	9 726	4 154	278 OTHER CRUDE MINERALS	8 171	278	122
713 INTRNL COMBUS PISTN ENGN	75 829	157 888	69 972	281 IRON ORE, CONCENTRATES	225 883	981	424
714 ENGINES & MOTORS NES	649	5 057	2 179	282 IRON AND STEEL SCRAP	3 395	451	192
716 ROTATING ELECTRIC PLANT	51 595	85 316	37 914	287 BASE METAL ORES, CONC NES	1 556	1 995	893
718 OTH POWER GENERATG MACHY	10 597	18 490	8 099	288 NONFERR METAL SCRAP NES	28 849	2 861	1 222
721 AGRIC MACHY, EXC TRACTORS	141 829	121 606	53 940	289 PREC METAL ORE, WASTE NES	317	1 542	665
722 TRACTORS NON-ROAD	68 653	65 719	29 116	291 CRUDE ANIMAL MTRIALS NES	3 254	7 982	3 556
723 CIVIL ENGINEERG EQUIP ETC	157 160	147 255	65 523	292 CRUDE VEG MATERIALS NES	3 634	1 383	626
724 TEXTILE, LEATHER MACHNRY	68 233	169 593	75 498	334 PETROLEUM PRODUCTS, REFIN	6 088	531	238
725 PAPER ETC MILL MACHINERY	30 862	64 613	28 710	335 RESIDUAL PETRLM PROD NES	12 200	809	349



## 7 IMPORTS AND EXPORTS (SPECIAL TRADE) BY COUNTRIES OF PRODUCTION AND CONSUMPTION AND BY GROUPS OF THE SITC-REV. II 1981

GROUP DESCRIPTION	DT = 100 K6	1 000 DM	1 000 \$	GROUP DESCRIPTION	DT = 100 K6	1 000 DM	1 000 \$
411 ANIMAL OILS AND FATS	22 667	1 908	871	899 OTHER MANUFACTURED GOODS	15 068	15 665	7 021
423 FIXED VEG OILS, SOFT	583	307	138				
431 PROCESD ANML VEG OIL, ETC	5 505	725	332	EXPORTS	5 952 868	2 592 599	1 149 453
511 HYDROCARBONS NES, DERIVS	21 729	2 320	1 021	001 LIVE ANIMALS	4 714	2 824	1 278
512 ALCOHOLS, PHENOLS, ETC	126	126	54	011 MEAT FRESH, CHILDL, FROZEN	1 533	279	128
514 NITROGEN-FUNCT COMPOUNDS	2 040	189	83	022 MILK AND CREAM	1 797	420	195
516 OTHER ORGANIC CHEMICALS	714	398	174	024 CHEESE AND CURD	492	166	71
522 INORG ELEMNTS, OXIDES, ETC	37 885	8 931	3 937	037 FISH ETC PREPD PRSVD NES	32	74	33
541 MEDICINAL ETC PRODUCTS	313	2 498	1 106	048 CEREAL ETC PREPARATIONS	4 825	1 526	667
551 ESSENTL OIL, PERFUME, ETC	952	917	411	054 VEG ETC FRSH, SPLY PRSVD	20 060	1 854	858
562 FERTILIZERS MANUFACTURED	608 492	21 082	9 169	056 VEGETABLES ETC PRSVD, PREPD	478	246	109
582 PROD OF CONDENSATION ETC	1 499	866	386	058 FRUIT PRESERVED, PREPARED	446	248	111
583 PROD OF POLYMERIZING ETC	24 460	3 776	1 642	061 SUGAR AND HONEY	90 657	8 761	3 866
585 PLASTIC MATERIALS NES	9 408	505	223	062 SUGAR PREPS NON-COCOA	364	344	152
598 MISC CHEMICAL PRODS NES	213 794	47 171	20 850	071 COFFEE AND SUBSTITUTES	1 399	1 006	437
611 LEATHER	285	479	215	073 CHOCOLATE AND PRODUCTS	72	76	32
612 LEATHER ETC MANUFACTURES	2 199	18 508	8 172	075 SPICES	121	84	42
625 RUBBER TYRES, TUBES	484	303	132	081 FEEDING STUFF FOR ANIMALS	97 631	4 101	1 728
628 RUBBER ARTICLES NES	642	508	225	098 EDIBLE PRODUCTS, PREPS NES	6 450	3 957	1 760
633 CORK MANUFACTURES	75 410	66 551	29 665	111 NON-ALCOHL BEVERAGES NES	316	114	53
634 VENEERS, PLYWOOD, ETC	10 794	2 795	1 245	112 ALCOHOLIC BEVERAGES	2 405	585	251
635 WOOD MANUFACTURES NES	8 677	2 598	1 159	122 TOBACCO NFRS	66	158	69
641 PAPER AND PAPERBOARD	164 257	16 710	7 436	211 HIDES, SKINS, UNRESSED	5 351	1 251	563
642 ARTICLES OF PAPER ETC	10 624	2 802	1 245	233 RUBBER, SYNTHETIC, RECLAIMD	68 322	17 013	7 564
651 TEXTILE YARN AND THREAD	7 772	8 248	3 638	242 OTH WOOD ROUGH, SQUARED	424	140	61
652 COTTON FABRICS, WOVEN	4 024	7 978	3 552	248 WOOD SHAPED	94	128	57
653 WOVM MAN-MADE FIB FABRIC	5 930	13 884	6 210	263 COTTON	1 218	268	124
654 OTH WOVM TEXTILE FABRIC	343	1 264	564	266 SYNTHETIC FIBRE TO SPIN	26 944	9 789	4 314
655 KNIT ETC FABRICS	40	132	61	267 OTHER MAN-MADE FIBRES	19 257	7 408	3 339
657 SPECIAL TEXTILE ETC PROD	39 159	10 667	4 711	268 WOOL (EXC TOPS), ANML HAIR	5 437	2 974	1 366
658 TEXTILE ARTICLES NES	30 015	54 550	24 224	269 WASTE OF TEXTILE FABRICS	581	109	52
659 FLOOR COVERINGS ETC	2 407	3 022	1 342	273 STONE, SAND AND GRAVEL	3 411	156	70
661 CEMENT ETC BUILDING PROD	1 241 923	30 217	13 264	277 NATURAL ABRASIVES NES	10	1 070	452
662 CLAY, REFRACTORY BLDG PRD	60 040	4 250	1 923	278 OTHER CRUDE MINERALS	34 826	2 575	1 135
663 OTH NONMETAL MINERAL MFS	1 784	1 084	475	282 IRON AND STEEL SCRAP	14 987	307	143
665 GLASSWARE	10 211	9 460	4 200	287 BASE METAL ORES, CONC NES	6 923	748	335
666 POTTERY	23 483	13 946	6 196	291 CRUDE ANIMAL MTRIALS NES	4 970	2 005	885
667 PEARL, PREC-, SEMI-P STONE		223	98	292 CRUDE VEG MATERIALS NES	2 610	2 630	1 177
671 PIG IRON ETC	59 373	9 964	4 439	322 COAL, LIGNITE, PEAT	25 218	734	329
674 IRN, STL UNIV, PLATE, SHEET	672	239	107	323 BRICKETS, COKE, SEMI-COKE	71 367	2 371	1 017
677 IRN, STL WIRE EXCL W ROD	1 204	146	66	334 PETROLEUM PRODUCTS, REFIN	282 944	18 041	8 369
678 IRN, STL TUBES, PIPES, ETC	3 472	1 526	677	335 RESIDUAL PETRLM PROD NES	21 207	2 164	979
679 IRN, STL CASTINGS UNWORKE	2 417	533	240				
681 SILVER, PLATINUM, ETC	45	2 606	1 171	341 GAS NATURAL AND MANUFCTD			
682 COPPER EXC CEMENT COPPER	563	250	115	411 ANIMAL OILS AND FATS	917	193	85
691 STRUCTURES AND PARTS NES	332	516	227	424 FIXED VEG OIL NONSOFT	2 520	514	231
693 WIRE PRODUCTS NON ELECTR	301	328	146	431 PROCESD ANML VEG OIL, ETC	10 685	2 509	1 117
694 STL, COPPR NAILS, NUTS, ETC	229	152	65	511 HYDROCARBONS NES, DERIVS	14 858	2 438	1 080
695 TOOLS	537	4 922	2 205	512 ALCOHOLS, PHENOLS, ETC	31 464	5 757	2 545
696 CUTLERY	157	402	173	513 ORGANIC ACIDS, ETC	110 419	23 599	10 544
697 BASE MTL HOUSEHOLD EQUIP	1 032	2 100	936	514 NITROGEN-FUNCT COMPOUNDS	11 516	21 069	9 398
699 OTHER METAL MANUFACTURES	13 027	7 287	3 254	515 ORG-INORG COMPOUNDS ETC	6 048	22 353	9 956
713 INTRNL COMBUS PISTN ENGN	163	325	141	516 OTHER ORGANIC CHEMICALS	13 840	4 773	2 146
714 ENGINES & MOTORS NES	193	3 166	1 424	522 INORG ELEMNTS, OXIDES, ETC	182 067	18 958	8 356
716 ROTATING ELECTRIC PLANT	17	86	40	523 OTHR INORGANIC CHEMICALS	85 823	13 160	5 827
724 TEXTILE, LEATHER MACHNRY	1 166	7 680	3 398	524 RADIOACTIVE ETC MATERIAL		328	144
728 OTH MACHY FOR SPCL INDUS	580	694	323	531 SYNT DYE, NAT INDGO, LAKES	14 797	37 099	16 714
736 MACHINE TOOLS FOR METAL	1 293	1 123	489	532 DYES NES, TANNING PRODS	16 505	3 753	1 672
741 HEATING, COOLING EQUIPMNT	219	193	86	533 PIGMENTS, PAINTS, ETC	40 876	19 055	8 454
742 PUMPS FOR LIQUIDS ETC	8	218	97	541 MEDICINAL ETC PRODUCTS	7 073	52 972	23 650
743 PUMPS NES, CENTRIFUGES ETC	65	486	207	551 ESSENTL OIL, PERFUME, ETC	319	1 417	632
744 MECHANICAL HANDLING EQU	2 405	726	318	553 PERFUMERY, COSMETICS, ETC	135	567	269
745 NONELEC MACHY, TOOLS NES	168	119	52	564 SOAPS, CLEANING ETC PREPS	42 620	11 806	5 300
749 NONELEC MACH PTS, ACC NES	5 547	14 371	6 393	562 FERTILIZERS MANUFACTURED	4 793	366	167
752 AUTOMATIC DATA PROC EQUIP	501	4 281	1 823	572 EXPLOSIVES, PYROTECH PROD	3 418	6 709	3 054
759 OFFICE & ADP MCH PTS, ACC	45	4 155	1 814	582 PROD OF CONDENSATION ETC	74 619	42 459	18 901
761 TELEVISION RECEIVERS	18 200	30 571	13 869	583 PROD OF POLYMERIZING ETC	273 062	75 201	33 535
762 RADIO BROADCAST RECEIVRS	11 687	55 944	25 020	584 CELLULOSE DERIVATIVES ETC	7 939	5 141	2 294
763 SOUND RECORDRS, PHONOGRPH	91	359	159	585 PLASTIC MATERIALS NES	793	410	183
764 TELECOM EQPT, PTS, ACC NES	4 145	11 157	4 904	591 PESTICIDES, DISINFECTANTS	21 541	15 328	7 061
771 ELECTRIC POWER MACHY NES	2 555	6 643	2 955	592 STARCH, INULIN, GLUTEN, ETC	8 285	3 319	1 471
772 SWITCHGEAR ETC & PTS NES	6 642	52 284	23 244	598 MISC CHEMICAL PRODS NES	87 574	32 569	14 526
773 ELECTR DISTRIBUTING MACH	9 364	18 837	8 381	611 LEATHER	4 316	17 969	7 095
775 HOUSEHOLD TYPE EQUIP NES	367	486	217	612 LEATHER ETC MANUFACTURES	1 462	2 047	906
776 TRANSISTORS, VALVES, ETC	2 711	44 256	19 798	613 FUR SKINS TANNED, DRESSED	53	432	193
778 ELECTRICAL MACHINERY NES	4 061	15 799	7 039	621 MATERIALS OF RUBBER	5 897	4 016	1 778
784 MOTOR VEHCL PTS, ACC NES	2 754	1 982	866	625 RUBBER TYRES, TUBES	10 535	8 485	3 764
785 MOTOR & OTHER CYCLES ETC	1 329	1 429	619	628 RUBBER ARTICLES NES	1 942	6 011	2 680
786 VEH NES NONMOTR, TRAILERS	305	84	39	634 VENEERS, PLYWOOD, ETC	2 726	1 316	595
792 AIRCRAFT	32	2 734	1 237	635 WOOD MANUFACTURES NES	217	291	127
793 SHIPS AND BOATS	778	276	121	641 PAPER AND PAPERBOARD	27 525	11 089	4 955
812 PLUMBS, HEATING, LGHTNG EQU	671	1 143	499	642 ARTICLES OF PAPER ETC	4 797	3 916	1 738
821 FURNITURE	7 917	3 610	1 614	651 TEXTILE YARN AND THREAD	49 944	39 006	17 337
831 TRAVEL GOODS, HANDBAGS	41	227	97	652 COTTON FABRICS, WOVEN	6 053	15 372	6 791
842 MEN'S OUTERWEAR NOT KNIT	3 274	17 565	7 774	653 WOVM MAN-MADE FIB FABRIC	5 835	18 147	8 041
843 WOMEN'S OUTERWEAR NONKNIT	10 721	61 037	27 061	654 OTH WOVM TEXTILE FABRIC	1 100	3 637	1 573
844 UNDERWEAR NOT KNIT	3 969	17 984	7 891	655 KNIT ETC FABRICS	2 087	5 799	2 526
845 UNDERWEAR KNIT NONELASTC	6 744	25 821	11 546	656 LACE, RIBBONS, TULLE, ETC	247	1 552	666
846 UNDERWEAR KNITTED	13 450	44 986	20 071	657 SPECIAL TEXTILE ETC PROD	6 526	12 276	5 427
847 TXTL CLTHNG ACCESSRYS NES	1 389	4 506	1 980	658 TEXTILE ARTICLES NES	109	403	176
848 HEADGEAR, NONTXTL CLOTHNG	274	3 911	1 701	659 FLOOR COVERINGS ETC	1 011	1 010	449
851 FOOTWEAR	15 345	42 920	19 231	661 CEMENT ETC BUILDING PROD	9 285	287	126
871 OPTICAL INSTRUMENTS	421	7 829	3 507	662 CLAY, REFRACTORY BLDG PRD	76 238	10 677	4 685
872 MEDICAL INSTRUMENTS NES	970	2 325	1 024	663 OTH NONMETAL MINERAL MFS	16 451	11 660	5 166
874 MEASURING, CONTROLLING INSTR	298	1 226	531	664 GLASS	5 879	4 689	2 092
881 PHOTO APPAR & EQUIPT NES	7 067	52 336	23 441	665 GLASSWARE	1 966	2 047	907
883 DEVELOPED CINEMA FILM	4	90	42	666 POTTERY	166	623	276
884 OPTICAL GOODS NES	146	2 965	1 353	667 PEARL, PREC-, SEMI-P STONE		558	243
885 WATCHES AND CLOCKS	157	2 569	1 131	671 PIG IRON ETC	102 321	4 374	1 928
892 PRINTED MATTER	470	624	274	672 IRN, STL PRIMARY FORMS	1 467 701	90 924	40 242
893 ARTICLES OF PLASTIC NES	2 074	1 417	624	673 IRON AND STEEL SHAPES	273 377	27 809	12 265
894 TOYS, SPORTING GOODS, ETC	676	1 260	560	674 IRN, STL UNIV, PLATE, SHEET	509 265	51 019	22 611
896 WORKS OF ART ETC	87	4 279	1 861	675 IRON, STEEL HOOP, STRIP	337 651	27 972	12 275
897 GOLD, SILVER WARE, JEWELRY	8	3 833	1 694	676 RAILWAY RAILS ETC IRN, STL	30 880	2 647	1 231
898 MUSICAL INSTRUMENTS, PTS	857	1 576	708	677 IRN, STL WIRE EXCL W ROD	42 734	8 211	3 627

## 7 IMPORTS AND EXPORTS (SPECIAL TRADE) BY COUNTRIES OF PRODUCTION AND CONSUMPTION AND BY GROUPS OF THE SITC-REV. II 1981

GROUP DESCRIPTION	DT = 100 KG	1 000 DM	1 000 \$	GROUP DESCRIPTION	DT = 100 KG	1 000 DM	1 000 \$
678 IRON, STL TUBES, PIPES, ETC	127 292	27 982	12 310	042 RICE	1 520	233	101
679 IRN, STL CASTINGS UNWORKED	2 582	628	275	048 CEREAL ETC PREPARATIONS	1 299	456	202
681 SILVER, PLATINUM, ETC	245	14 309	6 266	054 VEG ETC FRSH, SMPLY PRSVD	2 030 581	183 364	82 581
682 COPPER EXC CEMENT COPPER	15 829	12 142	5 447	056 VEGTBLES ETC PRSVD, PREPD	99 388	34 627	15 403
683 NICKEL	330	1 071	481	057 FRUIT, NUTS, FRSH, DRIED	5 003 887	531 652	239 690
684 ALUMINIUM	14 001	8 231	3 612	058 FRUIT PRESERVED, PREPARED	412 260	76 855	34 204
686 ZINC	3 840	1 256	573	061 SUGAR AND HONEY	6 535	2 742	1 242
687 TIN	95	314	137	062 SUGAR PREPS NON-COCOA	2 188	1 464	653
689 NON-FER BASE METALS NES	35	499	216	072 COCOA	20 666	23 358	10 461
691 STRUCTURES AND PARTS NES	14 186	3 307	1 448	073 CHOCOLATE AND PRODUCTS	1 275	768	345
692 METAL TANKS, BOXES, ETC	2 517	1 415	628	075 SPICES	28 806	10 163	4 509
693 WIRE PRODUCTS NON ELECTR	1 788	748	338	081 FEEDING STUFF FOR ANIMALS	771 535	19 169	8 710
694 STL, COPPR NAILS, NUTS, ETC	5 532	5 397	2 386	098 EDIBLE PRODCTS, PREPS NES	2 634	682	300
695 TOOLS	10 430	25 421	11 277	111 NON-ALCOHL BEVERAGES NES	21 683	2 786	1 216
696 CUTLERY	1 490	4 916	2 168	112 ALCOHOLIC BEVERAGES	428 127	97 073	43 343
697 BASE MTL HOUSEHOLD EQUIP	4 165	7 329	3 209	122 TOBACCO NFRS	571	1 490	661
699 OTHER METAL MANUFACTURES	22 612	22 787	10 006	211 HIDES, SKINS, UNDRRESSED	859	725	310
700 INDUSTRIAL PLANT, CHAP 84	287	734	346	212 FUR SKINS UNDRRESSED	106	591	262
703 INDUSTRIAL PLANT, CHAP 85	7	105	47	233 RUBBER, SYNTHETIC, RECLAIMD	18 240	4 384	1 911
711 STEAM BOILERS & AUX PLNT	7 008	9 718	4 208	244 CORK RAW AND WASTE	5 235	508	224
712 STEAM ENGINES, TURBINES	1 570	6 824	2 937	245 FUEL WOOD NES, CHARCOAL	186 152	11 364	5 038
713 INTRNL COMEUS PRSTN ENGN	17 291	51 641	23 029	246 PULFWOOD, CHIPS, WOODWASTE	235 895	3 800	1 655
714 ENGINES & MOTORS NES	211	21 321	9 288	247 OTH WOOD ROUGH, SQUARED	18 562	215	99
716 ROTATING ELECTRIC PLANT	2 091	5 416	2 388	248 WOOD SHAPED	5 387	351	161
718 OTH POWER GENERATG MACHY	1 966	1 523	668	251 FULF AND WASTE PAPER	539 686	53 905	23 750
721 AGRIC MACHY, EXC TRACTORS	7 131	6 987	3 120	263 COTTON	15 498	5 701	2 411
722 TRACTORS NON-ROAD	15 757	13 462	6 015	266 SYNTHETIC FIBRE TO SPIN	11 840	4 812	2 120
723 CIVIL ENGINEERG EQUIP ETC	34 979	37 179	16 308	267 OTHER MAN-MADE FIBRES	2 647	606	279
724 TEXTILE, LEATHER MACHNRY	43 715	132 627	59 278	268 WOOL (EXC TOPS), ANML HAIR	10 866	5 918	2 644
725 PAPER ETC MILL MACHINERY	2 844	6 064	2 664	269 WASTE OF TEXTILE FABRICS	550	121	53
726 PRINTG, BKBNDRG MACHY, PTS	5 078	12 066	5 313	273 STONE, SAND AND GRAVEL	52 352	1 870	825
727 FOOD MACHY NON-DOMESTIC	1 623	4 074	1 825	277 NATURAL ABRASIVES NES	3 011	123	58
728 OTH MACHY FOR SPCL INDUS	29 472	64 235	28 347	278 OTHER CRUDE MINERALS	2 066 341	56 299	25 196
736 MACHINE TOOLS FOR METAL	12 442	33 685	14 692	281 IRON ORE, CONCENTRATES	8 284 529	32 493	14 505
737 METALWORKING MACHNRY NES	2 110	4 440	1 956	282 IRON AND STEEL SCRAP	5 783	352	154
741 HEATING, COOLING EQUIPMNT	20 819	36 727	16 103	287 BASE METAL ORES, CONC NES	25 342	2 383	1 058
742 PUMPS FOR LIQUIDS ETC	3 411	14 257	6 289	288 NONFERR METAL SCRAP NES	63 672	5 355	2 329
743 PUMPS NES, CENTRIFUGES ETC	12 222	32 091	13 900	289 PREC METAL ORE, WASTE NES		304	133
744 MECHANICAL HANDLING EQU	14 275	22 618	9 995	291 CRUDE ANIMAL MTRIALS NES	6 479	2 929	1 296
745 NONELEC MACHY, TOOLS NES	8 329	26 069	11 628	292 CRUDE VEG MATERIALS NES	53 754	31 206	13 925
749 NONELEC MACH PTS, ACC NES	17 614	47 064	20 835	334 PETROLEUM PRODUCTS, REFIN	2 051 895	124 376	54 410
751 OFFICE MACHINES	1 680	7 912	3 506	335 RESIDUAL PETRLM PROD NES	93 401	7 820	3 473
752 AUTOMATIC DATA PROC EQUIP	1 471	25 190	11 020	341 GAS NATURAL AND MANUFCTD			
759 OFFICE & ADP MCH PTS, ACC	386	7 607	3 331	411 ANIMAL OILS AND FATS	4 219	611	262
761 TELEVISION RECEIVERS	5 489	24 155	10 613	423 FIXED VEG OILS, SOFT	44 544	9 630	4 283
762 RADIO BROADCAST RECEIVRS	90	683	298	431 PROCESD ANML VEG OIL, ETC	17 340	2 194	958
763 SOUND RECORDRS, PHONOGRPH	192	2 875	1 289	511 HYDROCARBONS NES, DERIVS	138 135	13 892	6 102
764 TELECOM EQVT, PTS, ACC NES	39 171	151 074	66 908	512 ALCOHOLS, PHENOLS, ETC	14 750	3 738	1 631
771 ELECTRIC POWER MACHY NES	8 554	8 012	3 594	513 ORGANIC ACIDS, ETC	53 909	16 018	7 060
772 SWITCHGEAR ETC & PTS NES	9 859	57 957	25 030	514 NITROGEN-FUNCTN COMPOUNDS	9 670	15 986	7 098
773 ELECTR DISTRIBUTING MACH	9 519	11 464	5 011	515 ORG-INORG COMPOUNDS ETC	4 237	20 494	9 026
774 ELECTRO-MEDCL, XRAY EQUIP	481	7 866	3 417	516 OTHER ORGANIC CHEMICALS	25 845	9 740	4 370
775 HOUSEHOLD TYPE EQUIP NES	26 946	26 865	11 886	522 INORG ELEMNTS, OXIDES, ETC	46 259	7 511	3 362
776 TRANSISTORS, VALVES, ETC	2 467	43 639	19 343	523 OTHR INORGANIC CHEMICALS	48 003	5 665	2 513
778 ELECTRICAL MACHINERY NES	17 707	35 609	15 776	531 SYNT DYE, NAT INDGO, LAKES	6 135	4 372	1 941
781 PASS MOTOR VEH EXC BUSES	91 904	112 964	50 033	532 DYES NES, TANNING PRODS	500	1 501	668
782 LORRIES, SPCL MTR VEH NES	67 288	73 616	32 524	533 PIGMENTS, PAINTS, ETC	23 578	9 810	4 328
783 ROAD MOTOR VEHICLES NES	9 561	11 391	5 020	541 MEDICINAL ETC PRODUCTS	6 278	49 622	22 028
784 MOTOR VEHCL PTS, ACC NES	27 753	60 143	26 405	551 ESSENTL OIL, PERFUME, ETC	3 794	5 435	2 416
785 MOTOR & OTHER CYCLES ETC	655	1 299	577	553 PERFUMERY, COSMETICS, ETC	2 185	3 358	1 494
786 VEH NES NONMOTR, TRAILERS	5 162	2 929	1 309	554 SOAPS, CLEANING ETC PREPS	12 315	4 692	2 084
791 RAILWAY VEHICLES	1 042	1 268	562	562 FERTILIZERS MANUFACTURED	414 909	12 750	5 358
792 AIRCRAFT	4	306	135	572 EXPLOSIVES, PYROTECH PROD	282	303	136
793 SHIPS AND BOATS	161	348	148	582 PROD OF CONDENSATION ETC	26 635	5 968	2 663
812 PLUMBING, HEATING, LIGHTNG EQU	1 811	2 839	1 256	583 PROD OF POLYMERIZING ETC	35 704	9 809	4 428
821 FURNITURE	2 477	2 429	1 071	584 CELLULOSE DERIVATIVES ETC	1 441	444	198
831 TRAVEL GOODS, HANDBAGS	71	313	135	585 PLASTIC MATERIALS NES	2 451	1 083	491
842 MENS OUTERWEAR NOT KNIT	1 765	3 362	1 465	591 PESTICIDES, DISINFECTANTS	127	261	113
843 WOMENS OUTERWEAR NONKNIT	98	673	305	598 MISC CHEMICAL PRODS NES	72 417	11 201	4 964
844 UNDERWEAR NOT KNIT	104	273	120	611 LEATHER	3 733	38 639	17 189
845 UNDERWEAR KNIT NONELASTC	25	578	257	612 LEATHER ETC MANUFACTURES	4 120	12 579	5 652
846 UNDERWEAR KNITTED	533	1 924	839	613 FUR SKINS TANNED, DRESSED	8 300	91 913	40 626
847 TXTL CLTHNG ACCESSRYS NES	136	1 419	626	621 MATERIALS OF RUBBER	5 579	3 766	1 655
848 HEADGEAR, NONTXTL CLOTHNG	222	607	264	625 RUBBER TYRES, TUBES	120 304	109 485	49 281
851 FOOTWEAR	236	828	353	628 RUBBER ARTICLES NES	11 151	12 931	5 754
871 OPTICAL INSTRUMENTS	208	4 159	1 841	633 CORK MANUFACTURES	4 721	4 893	2 194
872 MEDICAL INSTRUMENTS NES	1 525	8 208	3 640	634 VENEERS, PLYWOOD, ETC	17 059	3 422	1 525
873 METERS & COUNTERS NES	288	2 139	957	635 WOOD MANUFACTURES NES	18 895	13 042	5 795
874 MEASURING, CONTROLLNG INSTR	2 433	26 800	11 852	641 PAPER AND PAPERBOARD	268 271	42 711	18 875
881 PHOTO APPAR & EQUIP NES	6 140	41 967	18 524	642 ARTICLES OF PAPER ETC	8 228	3 173	1 395
882 PHOTO, CINEMA SUPPLIES	3 247	8 568	3 807	651 TEXTILE YARN AND THREAD	78 231	52 532	23 524
884 OPTICAL GOODS NES	208	10 997	4 920	652 COTTON FABRICS, WOVEN	687	2 025	922
885 WATCHES AND CLOCKS	1 101	7 271	3 245	653 WOVN MAN-MADE FIB FABRIC	2 245	7 534	3 363
892 PRINTED MATTER	8 589	9 266	4 117	654 OTH WOVN TEXTILE FABRIC	1 349	4 939	2 177
893 ARTICLES OF PLASTIC NES	8 967	9 197	4 078	655 KNIT ETC FABRICS	4 016	4 419	1 959
894 TOYS, SPORTING GOODS, ETC	2 180	3 409	1 500	656 LACE, RIBBONS, TULLE, ETC	6 937	10 238	4 639
895 OFFICE SUPPLIES NES	1 573	5 583	2 476	657 SPECIAL TEXTILE ETC PROD	12 727	11 162	5 023
896 WORKS OF ART ETC	1	135	58	658 TEXTILE ARTICLES NES	2 577	5 539	2 391
897 GOLD, SILVER WARE, JEWELRY	6	10 523	4 818	659 FLOOR COVERINGS ETC	3 930	2 259	988
898 MUSICAL INSTRUMENTS, PTS	1 332	4 966	2 191	661 CEMENT ETC BUILDING PROD	257 391	19 545	8 682
899 OTHER MANUFACTURED GOODS	11 809	17 697	7 898	662 CLAY, REFRACTORY BLDG PRD	656 637	56 299	25 112
951 WAR FIREARMS, AMMUNITION	775	4 083	1 799	663 OTH NONMETAL MINERAL MFS	70 177	19 171	8 446
971 GOLD, NON MONETARY NES		82	36	664 GLASS	40 331	9 934	4 425
				665 GLASSWARE	18 410	9 554	4 220
SPAIN				666 POTTERY	8 542	6 893	3 045
IMPORTS	31 683 643	4 662 395	2 071 338	671 PIG IRON ETC	400 807	39 518	17 665
001 LIVE ANIMALS	104	194	88	672 IRON, STL PRIMARY FORMS	326 532	89 066	39 039
011 MEAT FRESH, CHILLD, FRCZEN	13 042	10 305	4 679	673 IRON AND STEEL SHAPES	2 457 562	200 383	88 083
014 MEAT PREPD, PRSVD, NCS ETC	1 479	809	348	674 IRN, STL UNIV, PLATE, SHEET	763 237	54 009	23 486
024 CHEESE AND CURD	149	137	63	675 IRON, STEEL HOOP, STRIP	60 049	6 078	2 731
035 FISH SALTED, DRIED, SMOKED	2 830	1 983	879	676 RAILWAY RAILS ETC IRN, STL	422	349	152
036 SHELL FISH FRESH, FROZEN	11 887	2 592	1 168	677 IRN, STL WIRE EXCL W ROD	12 237	1 940	870
037 FISH ETC PREPD PRSVD NES	15 948	12 422	5 516	678 IRON, STL TUBES, FIPES, ETC	321 869	36 474	16 143
				679 IRN, STL CASTINGS UNWORKED	6 254	1 880	848
				681 SILVER, PLATINUM, ETC	106	5 699	2 543

## 7 IMPORTS AND EXPORTS (SPECIAL TRADE) BY COUNTRIES OF PRODUCTION AND CONSUMPTION AND BY GROUPS OF THE SITC-REV. II 1981

GROUP DESCRIPTION	DT = 100 KG	1 000 DM	1 000 \$	GROUP DESCRIPTION	DT = 100 KG	1 000 DM	1 000 \$
682 COPPER EXC CEMENT COPPER	48 588	22 773	10 067	058 FRUIT PRESERVED,PREPARED	7 796	2 993	1 311
684 ALUMINIUM	128 684	44 301	19 439	061 SUGAR AND HONEY	3 690	553	245
685 LEAD	267	335	148	062 SUGAR PREPS NON-COCCA	150	119	50
686 ZINC	34 764	7 172	3 158	071 COFFEE AND SUBSTITUTES	227	335	146
689 NON-FER FASE METALS NES	898	802	344	073 CHOCOLATE AND PRODUCTS	251	211	90
691 STRUCTURES AND PARTS NES	7 674	3 252	1 449	074 TEA AND MATE	241	193	83
692 METAL TANKS,BOXES,ETC	8 098	2 739	1 227	075 SPICES	1 528	788	351
693 WIRE PRODUCTS NON ELECTR	30 140	5 240	2 312	081 FEEDING STUFF FOR ANIMLS	25 669	4 798	2 130
694 STL,COPPR NAILS,NUTS,ETC	29 715	9 917	4 397	091 MARGARINE AND SHORTENING	317	81	38
695 TOOLS	17 560	37 971	17 036	098 EDIBLE PRODCTS,PREPS NES	15 018	5 628	2 482
696 CUTLERY	4 296	14 336	6 457	111 NON-ALCOHL BEVERAGES NES	9 061	1 069	458
697 BASE MTL HOUSEHOLD EQUIP	51 646	55 490	24 409	112 ALCOHOLIC BEVERAGES	48 568	5 859	2 537
699 OTHER METAL MANUFACTURES	131 877	32 775	14 527	121 TOBACCO UNMNFCTRD,REFUSE	1 544	1 414	673
711 STEAM BOILERS & AUX PLNT	1 407	291	126	122 TOBACCO MFRS	1 337	2 758	1 208
712 STEAM ENGINES,TURBINES	1 124	2 106	872	211 HIDES,SKINS,UNDRESSED	86 479	12 514	5 620
713 INTRNL COMBUS PISTN ENGN	137 841	132 767	59 254	212 FUR SKINS UNDRSSED	243	3 365	1 497
714 ENGINES & MOTORS NES	77	1 161	526	223 SEEDS FOR OTH FIXED OILS	9 726	512	241
716 ROTATING ELECTRIC PLANT	44 654	44 267	19 593	232 NATURAL RUBBER,GUMS	1 705	408	176
721 AGRIC MACHY,EXC TRACTORS	1 409	700	314	233 RUBBER,SYNTHTIC,RECLAIMD	85 001	20 218	9 003
722 TRACTORS NON-ROAD	128	173	75	247 OTH WOOD ROUGH,SQAURED	28 910	1 191	537
723 CIVIL ENGINEERG EQUIP ETC	17 066	8 429	3 743	248 WOOD SHAPED	1 159 033	52 389	23 291
724 TEXTILE,LEATHER MACHNRY	6 909	9 824	4 365	251 PULP AND WASTE PAPER	5 288	998	438
725 PAPER ETC MILL MACHINERY	3 388	6 692	2 964	263 COTTON	3 922	801	361
726 PRINTG,BKBDNG MACHY,PTS	916	2 023	903	266 SYNTHETIC FIBRE TO SPIN	199 440	76 543	34 013
727 FOOD MACHRY NON-DMESTIC	163	322	144	267 OTHER MAN-MADE FIBRES	14 731	6 697	2 962
728 OTH MACHY FOR SPCL INDUS	16 499	14 751	6 663	268 WOOL(EXC TOPS),ANML HAIR	491	1 311	560
736 MACHINE TOOLS FOR METAL	54 875	64 062	28 486	269 WASTE OF TEXTILE FABRICS	38 220	4 166	1 858
737 METALWORKING MACHNRY NES	17 374	6 037	2 691	273 STONE,SAND AND GRAVEL	3 797	164	73
741 HEATING,COOLING EQUIPMNT	24 244	20 821	9 248	274 SULPHUR ETC	4 476	1 039	466
742 PUMPS FOR LIQUIDS ETC	3 996	4 213	1 867	277 NATURAL ABRASIVES NES	248	526	232
743 PUMPS NES,CENTRIFUGES ETC	21 256	18 823	8 327	278 OTHER CRUDE MINERALS	264 807	14 012	6 256
744 MECHANICAL HANDLING EQU	12 361	8 259	3 674	282 IRON AND STEEL SCRAP	442 871	18 125	7 989
745 NONELEC MACHY,TOOLS NES	2 411	4 053	1 783	287 BASE METAL ORES,CONC NES	30 120	4 067	1 810
749 NONELEC MACH PTS,ACC NES	47 176	44 094	19 540	288 NONFER METAL SCRAP NES	41 755	11 803	5 123
751 OFFICE MACHINES	1 372	2 769	1 207	289 PREC METAL ORE,WASTE NES	174	1 959	900
752 AUTOMTIC DATA PROC EQUIP	3 761	36 333	15 913	291 CRUDE ANIMAL MTRIALS NES	24 470	5 529	2 462
759 OFFICE & ADP PCH PTS,ACC	1 238	32 565	14 417	292 CRUDE VEG MATERIALS NES	12 106	20 561	9 136
761 TELEVISION RECEIVERS	405	1 002	458	322 COAL,LIGNITE,PEAT	343 052	8 221	3 484
762 RADIO BROADCAST RECEIVRS	36	195	87	323 BRIQUETS,COKE,SEMI-COKE	1 558	88	40
763 SOUND RECORDRS,PHONOGRPH	65	167	76	334 PETROLEUM PRODUCTS,REFIN	326 995	27 835	12 529
764 TELECOM EWPT,PTS,ACC NES	1 306	18 308	8 174	335 RESIDUAL PETRLM PROD NES	171 652	10 421	4 695
771 ELECTRIC POWER MACHY NES	10 806	13 023	5 795	411 ANIMAL OILS AND FATS	4 330	926	418
772 SWITCHGEAR ETC & PTS NES	11 190	41 543	18 424	423 FIXED VEG OILS,SOFT	2 500	348	147
773 ELECTR DISTRIBUTING MACH	9 458	17 391	7 719	424 FIXED VEG OIL NONSOFT	412	183	78
774 ELECTRO-MEDCL,XRAY EQUIP	337	935	413	431 PROCSD ANML VEG OIL,ETC	16 768	3 275	1 459
775 HOUSEHOLD TYPE EQUIP NES	26 909	23 219	10 300	511 HYDROCARBONS NES,DERIVS	131 705	19 588	8 690
776 TRANSISTORS,VALVES,ETC	1 309	4 184	1 866	512 ALCOHOLS,PHENOLS,ETC	202 201	48 282	21 499
778 ELECTRICAL MACHINERY NES	61 866	118 836	52 534	513 ORGANIC ACIDS,ETC	270 075	58 768	26 143
781 PASS MOTOR VEH EXC BUSES	377 066	344 730	151 299	514 NITROGEN-FUNCTN COMPOUNDS	158 781	78 022	34 785
782 LORRIES,SPCL MTR VEH NES	1 656	1 632	714	515 ORG-INORG COMPOUNDS ETC	66 135	81 709	36 590
784 MOTOR VEHCL PTS,ACC NES	123 580	74 002	32 826	516 OTHER ORGANIC CHEMICALS	129 220	30 994	13 896
785 MOTOR & OTHER CYCLES ETC	2 987	5 652	2 559	522 INORG ELEMNTS,OXIDES,ETC	427 429	39 877	17 783
786 VEH NES NONMOTR,TRAILERS	31 593	13 268	5 825	523 OTH INORGANIC CHEMICALS	230 109	26 496	11 828
791 RAILWAY VEHICLES	13 643	9 792	4 266	524 RADIOACTIVE ETC MATERIAL	27	2 358	1 034
792 AIRCRAFT	490	5 123	2 305	531 SYNT DYE,NAT INDGO,LAKES	19 631	51 252	22 896
793 SHIPS AND BOATS	775	1 836	809	532 DYES NES,TANNING PRODS	10 708	3 003	1 335
812 PLUMBG,HEATING,LGHTNG EQU	19 701	12 615	5 586	533 PIGMENTS,PAINTS,ETC	86 920	48 979	21 692
821 FURNITURE	43 264	40 254	17 908	541 MEDICINAL ETC PRODUCTS	21 250	88 365	39 179
831 TRAVEL GOODS,HANDBAGS	3 392	7 221	3 267	551 ESSENTL OIL,PERFUME,ETC	3 772	6 634	2 973
842 MENS OUTERWEAR HOT KNIT	4 895	18 629	8 314	553 PERFUMERY,COSMETICS,ETC	774	1 720	769
843 WOMENS OUTERWEAR NONKNIT	842	5 457	2 441	554 SOAPS,CLEANING ETC PREPS	45 304	14 210	6 325
844 UNDERWEAR HOT KNIT	544	1 789	796	562 FERTILIZERS MANUFACTURED	189 597	5 381	2 431
845 UNDERWEAR KNIT NONELASTC	1 180	4 744	2 105	572 EXPLOSIVES,PYROTECH PROD	849	1 317	599
846 UNDERWEAR KNITTED	3 061	10 662	4 784	582 PROD OF CONDENSATION ETC	210 358	108 327	48 326
847 TXTL CLTHNG ACCESSYS NES	298	1 226	545	583 PRGD OF POLYMERIZING ETC	329 485	97 515	43 372
848 HEADGEAR,NONTXTL CLOTHNG	9 943	55 927	24 426	584 CELLULOSE DERIVATIVES ETC	34 146	19 830	8 837
851 FOOTWEAR	130 046	264 330	117 493	585 PLASTIC MATERIALS NES	13 378	8 569	3 837
871 OPTICAL INSTRUMENTS	83	840	368	591 PESTICIDES,DISINFECTANTS	36 222	31 178	13 955
872 MEDICAL INSTRUMENTS NES	493	4 776	2 098	592 STARCH,INULIN,GLUTEN,ETC	11 847	7 886	3 504
873 METERS & COUNTERS NES	61	171	76	598 MISC CHEMICAL PRODS NES	283 782	97 111	43 213
874 MEASURING,CONTROLLNG INSTR	2 548	18 275	8 180	604 INDUSTRIAL PLANT,CNAP 70	201	86	37
881 PHOTO APPR & EQUIPT NES	123	638	284	605 INDUSTRIAL PLANT,CNAP 73	221	143	64
882 PHOTO,CINEMA SUPPLIES	2 950	10 137	4 543	611 LEATHER	4 834	4 166	1 849
883 DEVELOPED CINEMA FILM	31	691	307	612 LEATHER ETC MANUFACTURES	741	1 555	699
884 OPTICAL GOODS NES	158	3 538	1 579	613 FUR SKINS TANNED,DRESSED	694	18 716	8 363
885 WATCHES AND CLOCKS	121	726	313	621 MATERIALS OF RUBBER	9 612	10 887	4 826
892 PRINTED MATTER	19 852	14 687	6 511	625 RUBBER TYRES,TUBES	27 333	17 578	7 805
893 ARTICLES OF PLASTIC NES	9 327	8 422	3 735	628 RUBBER ARTICLES NES	13 586	26 004	11 574
894 TOYS,SPORTING GOODS,ETC	8 899	14 499	6 420	633 CORK MANUFACTURES	117	240	106
895 OFFICE SUPPLIES NES	1 117	1 398	614	634 VENEERS,PLYWOOD,ETC	8 811	3 827	1 712
896 WORKS OF ART ETC	1 077	3 687	1 612	635 WOOD MANUFACTURES NES	11 810	4 131	1 852
897 GOLD,SILVER WARE,JEWELRY	43	12 179	5 396	641 PAPER AND PAPERBOARD	356 403	72 610	32 028
898 MUSICAL INSTRUMENTS,PTS	1 599	4 926	2 191	642 ARTICLES OF PAPER ETC	28 204	15 771	7 011
899 OTHER MANUFACTURED GOODS	8 949	17 448	7 855	651 TEXTILE YARN AND THREAD	35 842	29 673	13 148
941 ZOO ANIMALS,PETS	46	169	72	652 COTTON FABRICS,WOVEN	711	2 427	1 083
951 WAR FIREARMS,AMMUNITION	416	922	409	653 WOVN MAN-MADE FIB FABRIC	7 089	11 666	5 184
961 COIN NONGOLD,NONCURRENT	18	324	142	654 OTH WOVEN TEXTILE FABRIC	453	1 860	811
971 GOLD,NON MONETARY NES	146	41 784	12 437	655 KNIT ETC FABRICS	3 015	8 413	3 732
EXPORTS	14 695 654	6 283 895	2 787 795	656 LACE,RIBBONS,TULLE,ETC	1 135	3 452	1 542
001 LIVE ANIMALS	4 741	3 014	1 330	657 SPECIAL TEXTILE ETC PROD	23 402	28 467	12 544
011 MEAT FRESH,CHILLD,FROZEN	5 739	1 579	701	658 TEXTILE ARTICLES NES	774	2 167	973
014 MEAT PREPD,PRSRVD,NES ETC	1 440	572	253	659 FLOOR COVERINGS ETC	2 103	1 490	652
022 MILK AND CREAM	48 256	11 722	5 143	661 CEMENT ETC BUILDING PROD	18 545	1 158	501
024 CHEESE AND CURD	16 493	9 360	4 141	662 CLAY,REFRACTORY BLDG PRD	136 495	19 287	8 535
025 EGGS,BIRDS,FRESH,PRSRVD	4 593	1 210	549	663 OTH NONMETAL MINERAL MFS	89 529	31 223	13 882
034 FISH FRESH,CHILLED,FROZEN	1 683	537	245	664 GLASS	40 388	11 249	4 987
035 FISH SALTED,DRIED,SMOKED	534	365	161	665 GLASSWARE	32 110	21 374	9 531
037 FISH ETC PREPD PRSRVD NES	3 586	2 810	1 247	666 POTTERY	6 755	7 536	3 332
047 OTHER CEREAL MEALS,FLOUR				667 PEARL,PRFC-,SEMI-P STONE	6	2 333	1 019
048 CEREAL ETC PREPARATIONS	15 764	2 482	1 102	671 PIG IRON ETC	562 659	27 392	11 816
054 VEG ETC FRSH,SPPLY PRSRVD	3 944	2 314	1 023	672 IRON,STL PRIMARY FORMS	2 322 332	188 300	83 447
056 VEGETABLES ETC PRSRVD,PKEPD	8 979	2 398	1 068	673 IRON AND STEEL SHAPES	573 427	56 560	25 237
057 FRUIT,NUTS,FRESH,DRIED	1 417	657	291	674 IRON,STL UNIV,PLATE,SHEET	1 260 623	164 285	73 532
				675 IRON,STEEL HOOP,STRIP	343 507	41 015	18 275
				676 RAILWAY RAILS ETC IRN,STL	8 411	1 754	740

## 7 IMPORTS AND EXPORTS (SPECIAL TRADE) BY COUNTRIES OF PRODUCTION AND CONSUMPTION AND BY GROUPS OF THE SITC-REV. II 1981

GROUP DESCRIPTION	DT = 100 KG	1 000 DM	1 000 \$	GROUP DESCRIPTION	DT = 100 KG	1 000 DM	1 000 \$
677 IRN,STL WIRE EXCL W ROD	17 901	5 106	2 269	ANDORRA			
678 IRON,STL TUBES,PIPES,ETC	104 016	33 272	14 738	IMPORTS	266	3 141	1 429
679 IRN,STL CASTINGS UNWORKE	1 782	744	338				
681 SILVER,PLATINUM,ETC	244	7 850	3 560	772 SWITCHGEAR ETC & PTS NES	103	2 627	1 192
682 COPPER EXC CEMENT COPPER	55 610	42 541	18 935	848 HEADGEAR,NONTXTL CLOTHNG	11	143	61
683 NICKEL	648	2 164	972	EXPORTS	11 897	31 272	13 765
684 ALUMINIUM	62 419	39 416	17 521				
685 LEAD	8 296	1 772	787	024 CHEESE AND CURD	161	107	51
686 ZINC	2 772	541	246	073 CHOCOLATE AND PRODUCTS	143	86	37
687 TIN	50	91	41	112 ALCOHOLIC BEVERAGES	648	97	44
689 NON-FER BASE METALS NES	585	1 949	852	121 TOBACCO UNMNFCTRD,REFUSE	1 256	921	405
691 STRUCTURES AND PARTS NES	61 519	13 534	6 119	515 ORG-INORG COMPOUNDS ETC	9	222	99
692 METAL TANKS,BOXES,ETC	14 920	9 612	4 173	541 MEDICINAL ETC PRODUCTS	52	534	236
693 WIRE PRODUCTS'NON ELECTR	2 917	2 387	1 083	642 ARTICLES OF PAPER ETC	615	290	123
694 STL,COPPR NAILS,NUTS,ETC	23 171	16 548	7 290	651 TEXTILE YARN AND THREAD	42	108	49
695 TOOLS	22 124	64 768	28 710	657 SPECIAL TEXTILE ETC PROD	210	166	69
696 CUTLERY	1 968	8 684	3 865	658 TEXTILE ARTICLES NES	99	211	92
697 BASE MTL HOUSEHOLD EQUIP	20 677	29 179	12 947	666 POTTERY	156	282	120
699 OTHER METAL MANUFACTURES	83 164	81 295	36 031	667 PEARL,PREC-,SEMI-P STONE		391	181
700 INDUSTRIAL PLANT,CHAP 84	5 475	6 239	2 677	684 ALUMINIUM	83	74	30
703 INDUSTRIAL PLANT,CHAP 85	8	73	33	695 TOOLS	80	239	112
711 STEAM BOILERS & AUX PLNT	24 707	16 190	7 036	696 CUTLERY	108	946	417
712 STEAM ENGINES,TURBINES	3 071	13 570	6 001	697 BASE MTL HOUSEHOLD EQUIP	49	178	75
713 INTRNL COMBUS PISTN ENGN	28 655	72 059	31 965	713 INTRNL COMBUS PISTN ENGN	1	85	36
714 ENGINES & MOTORS NES	158	7 355	3 277	728 OTH MACHY FOR SPCL INDUS	35	159	71
716 ROTATING ELECTRIC PLANT	24 416	37 281	16 560	736 MACHINE TOOLS FOR METAL	19	89	39
718 OTH POWER GENERATG MACHY	1 425	3 632	1 577	737 METALWORKING MACHNRY NES	51	74	33
721 AGRIC MACHY,EXC TRACTORS	43 545	40 288	18 601	742 PUMPS FOR LIQUIDS ETC		70	31
722 TRACTORS NON-ROAD	43 674	37 646	16 933	745 NONELEC MACHY,TOOLS NES	71	105	49
723 CIVIL ENGINEERG EQUIP ETC	44 313	51 585	22 974	751 OFFICE MACHINES	24	398	172
724 TEXTILE,LEATHER MACHNRY	37 403	109 852	48 748	761 TELEVISION RECEIVERS	161	889	385
725 PAPER ETC MILL MACHINERY	6 015	17 902	7 979	762 RADIO BROADCAST RECEIVRS	233	1 420	623
726 PRINTG,BKBDNG MACHY,PTS	19 267	57 906	25 843	763 SOUND RECORDRS,PHONOGRPH	37	318	142
727 FOOD MACHRY NON-DOMESTIC	3 032	11 258	5 004	764 TELECOM EQPT,PTS,ACC NES	144	910	390
728 OTH MACHY FOR SPCL INDUS	74 567	137 914	60 758	772 SWITCHGEAR ETC & PTS NES	19	410	179
736 MACHINE TOOLS FOR METAL	200 881	288 435	125 109	775 HOUSEHOLD TYPE EQUIP NES	481	1 573	686
737 METALWORKING MACHNRY NES	22 935	44 181	19 211	776 TRANSISTORS,VALVES,ETC		232	101
741 HEATING,COOLING EQUIPMNT	24 367	46 907	20 604	778 ELECTRICAL MACHINERY NES	37	323	138
742 PUMPS FOR LIQUIDS ETC	10 965	43 234	19 163	781 PASS MOTOR VEH EXC BUSES	2 767	5 173	2 289
743 PUMPS NES,CENTRIFUGES ETC	22 436	58 594	26 169	782 LORRIES,SPCL MTR VEH NES	1 083	1 032	462
744 MECHANICAL HANDLING EQU	54 239	66 634	29 375	783 ROAD MOTOR VEHICLES NES	430	652	274
745 NONELEC MACHY,TOOLS NES	24 241	81 020	36 052	784 MOTOR VEHCL PTS,ACC NES	626	1 341	583
749 NONELEC MACH PTS,ACC NES	94 132	178 845	79 590	785 MOTOR & OTHER CYCLES ETC	51	179	81
751 OFFICE MACHINES	4 829	23 236	10 317	791 RAILWAY VEHICLES	66	461	188
752 AUTOMATIC DATA PROC EQUIP	11 463	179 585	79 653	843 WOMENS OUTERWEAR NONKNIT	10	302	129
759 OFFICE & ADP MCH PTS,ACC	2 138	59 669	26 559	845 OUTERWEAR KNIT NONELASTC	2	163	70
761 TELEVISION RECEIVERS	3 630	13 761	6 109	848 HEADGEAR,NONTXTL CLOTHNG	3	133	57
762 RADIO BROADCAST RECEIVRS	2 117	13 574	6 059	871 OPTICAL INSTRUMENTS	2	211	96
763 SOUND RECORDRS,PHONOGRPH	2 280	20 377	9 117	872 MEDICAL INSTRUMENTS NES	17	423	187
764 TELECOM EQPT,PTS,ACC NES	28 443	138 051	61 564	874 MEASURNG,CONTROLNG INSTR	42	332	144
771 ELECTRIC POWER MACHY NES	17 833	59 567	26 428	881 PHOTO APPAR & EQUIPT NES	87	537	233
772 SWITCHGEAR ETC & PTS NES	28 684	133 387	59 075	882 PHOTO,CINEMA SUPPLIES	15	69	31
773 ELECTR DISTRIBUTING MACH	11 506	22 749	10 050	885 WATCHES AND CLOCKS	280	2 074	901
774 ELECTRO-MEDCL,XRAY EQUIP	1 752	23 462	10 289	893 ARTICLES OF PLASTIC NES	78	173	73
775 HOUSEHOLD TYPE EQUIP NES	40 956	48 185	21 556	894 TOYS,SPORTING GOODS,ETC	210	1 836	821
776 TRANSISTORS,VALVES,ETC	58 612	69 604	31 227	895 OFFICE SUPPLIES NES	44	247	105
778 ELECTRICAL MACHINERY NES	60 941	119 143	52 779	897 GOLD,SILVER WARE,JEWELRY	6	1 743	857
781 PASS MOTOR VEH EXC BUSES	281 457	421 877	187 362	898 MUSICAL INSTRUMENTS,PTS	111	496	218
782 LORRIES,SPCL MTR VEH NES	20 340	24 289	10 666	899 OTHER MANUFACTURED GOODS	119	266	117
783 ROAD MOTOR VEHICLES NES	9 507	12 290	5 511	951 WAR FIREARMS,AMMUNITION	13	124	55
784 MOTOR VEHCL PTS,ACC NES	275 828	229 441	101 410				
785 MOTOR & OTHER CYCLES ETC	2 543	7 067	3 168	GIBRALTAR			
786 VEH NES NONMOTR,TRAILERS	14 670	8 026	3 551	IMPORTS	977	676	295
791 RAILWAY VEHICLES	29 392	40 517	17 782				
792 AIRCRAFT	796	39 630	17 584	288 NONFERR METAL SCRAP NES	714	244	107
793 SHIPS AND BOATS	1 560	3 298	1 416	692 METAL TANKS,BOXES,ETC	79	99	43
801 INDUSTRIAL PLANT,CHAP 90	23	86	39	961 COIN NONGOLD,NONCURRENT		179	78
812 PLUMB,G,HEATING,LGHTNG EQU	26 194	12 248	5 447	EXPORTS	20 584	8 720	3 846
821 FURNITURE	24 606	20 306	8 979				
831 TRAVEL GOODS,HANDBAGS	257	896	400	011 MEAT FRESH,CHILLD,FROZEN	251	166	70
842 MENS OUTERWEAR NOT KNIT	132	733	336	022 MILK AND CREAM	1 305	135	59
843 WOMENS OUTERWEAR NONKNIT	429	5 150	2 266	112 ALCOHOLIC BEVERAGES	1 150	290	129
844 UNDERWEAR NOT KNIT	40	139	65	423 FIXED VEG OILS,SOFT	416	87	40
845 UNDERWEAR KNIT NONELASTC	139	2 368	1 072	553 PERFUMERY,COSMETICS,ETC	151	129	55
846 UNDERWEAR KNITTED	117	1 248	561	664 GLASS	374	64	30
847 TXTL CLTHNG ACCESSRYS NES	116	1 110	486	761 TELEVISION RECEIVERS	25	77	35
848 HEADGEAR,NONTXTL CLOTHNG	360	2 139	955	764 TELECOM EQPT,PTS,ACC NES	7	81	35
851 FOOTWEAR	712	3 253	1 460	775 HOUSEHOLD TYPE EQUIP NES	37	100	43
871 OPTICAL INSTRUMENTS	432	21 888	9 746	781 PASS MOTOR VEH EXC BUSES	1 297	2 060	927
872 MEDICAL INSTRUMENTS NES	3 344	34 262	15 242	793 SHIPS AND BOATS	12 713	3 469	1 536
873 METERS & COUNTERS NES	663	5 559	2 473	821 FURNITURE	1 125	476	216
874 MEASURNG,CONTROLNG INSTR	7 819	97 045	42 914				
881 PHOTO APPAR & EQUIPT NES	4 505	34 681	15 288	VATICAN CITY			
882 PHOTO,CINEMA SUPPLIES	15 859	29 320	12 982	IMPORTS	18	551	245
883 DEVELOPED CINEMA FILM	62	977	429				
884 OPTICAL GOODS NES	357	13 878	6 175	896 WORKS OF ART ETC	3	285	126
885 WATCHES AND CLOCKS	4 782	29 174	12 954	961 COIN NONGOLD,NONCURRENT	1	76	33
892 PRINTED MATTER	51 003	44 979	19 864	EXPORTS	10 694	2 448	1 112
893 ARTICLES OF PLASTIC NES	20 273	26 234	11 625				
894 TOYS,SPORTING GOODS,ETC	4 053	11 366	5 014	024 CHEESE AND CURD	876	407	181
895 OFFICE SUPPLIES NES	7 796	28 360	12 482	061 SUGAR AND HONEY	9 244	1 180	550
896 WORKS OF ART ETC	51	3 028	1 326	122 TOBACCO MFERS	69	164	72
897 GOLD,SILVER WARE,JEWELRY	66	6 356	2 787	658 TEXTILE ARTICLES NES	16	85	38
898 MUSICAL INSTRUMENTS,PTS	5 667	25 413	11 255	898 MUSICAL INSTRUMENTS,PTS	33	149	69
899 OTHER MANUFACTURED GOODS	4 933	14 201	6 292				
941 ZOO ANIMALS,PETS	37	128	54				
951 WAR FIREARMS,AMMUNITION	602	2 718	1 195				
961 COIN NONGOLD,NONCURRENT	9	226	101				
971 GOLD,NCN MONETARY NES	2	1 298	584				
972 GOLD COIN		2 156	1 009				

## 7 IMPORTS AND EXPORTS (SPECIAL TRADE) BY COUNTRIES OF PRODUCTION AND CONSUMPTION AND BY GROUPS OF THE SITC-REV. II 1981

GROUP DESCRIPTION	DT = 100 KG	1 000 DM	1 000 \$	GROUP DESCRIPTION	DT = 100 KG	1 000 DM	1 000 \$
MALTA				628 RUBBER ARTICLES NES	50	186	78
IMPORTS	72 160	297 363	131 603	635 WOOD MANUFACTURES NES	806	263	117
054 VEG ETC FRSH,SMPLY PRSVD	555	311	137	641 PAPER AND PAPERBOARD	4 468	1 008	436
283 NONFERR METAL SCRAP NES	1 475	470	208	642 ARTICLES OF PAPER ETC	2 217	805	354
541 MEDICINAL ETC PRODUCTS	213	651	282	651 TEXTILE YARN AND THREAD	907	3 678	1 618
611 LEATHER	25	176	81	652 COTTON FABRICS,WOVEN	13 123	26 438	11 754
612 LEATHER ETC MANUFACTURES	1 431	11 420	5 112	653 WOVN MAN-MADE FIB FABRIC	12 797	27 854	12 289
613 FUR SKINS TANNED,DRESSED	218	999	439	654 OTH WOVEN TEXTILE FABRIC	4 160	13 323	5 865
628 RUBBER ARTICLES NES	472	4 716	2 106	655 KNIT ETC FABRICS	2 360	6 014	2 656
651 TEXTILE YARN AND THREAD	936	802	359	656 LACE,RIBBONS,TULLE,ETC	319	1 891	837
655 KNIT ETC FABRICS	1 921	2 247	972	657 SPECIAL TEXTILE ETC PROD	1 870	3 620	1 590
657 SPECIAL TEXTILE ETC PROD	49	173	77	658 TEXTILE ARTICLES NES	92	246	105
658 TEXTILE ARTICLES NES	156	586	278	659 FLOOR COVERINGS ETC	79	84	38
673 IRON AND STEEL SHAPES	553	214	94	663 OTH NONMETAL MINERAL WFS	871	498	213
684 ALUMINIUM	300	107	47	664 GLASS	1 313	235	104
691 STRUCTURES AND PARTS NES	353	72	32	665 GLASSWARE	1 591	2 045	912
694 STL,COPPR NAILS,NUTS,ETC	7	76	35	666 POTTERY	137	229	100
695 TOOLS	25	573	250	672 IRON,STL PRIMARY FORMS	12 446	537	226
699 OTHER METAL MANUFACTURES	1 798	4 175	1 867	673 IRON AND STEEL SHAPES	5 426	567	241
714 ENGINES & MOTORS NES	18	1 897	842	674 IRN,STL UNIV,PLATE,SHEET	8 319	713	296
736 MACHINE TOOLS FOR METAL	1 678	972	450	675 IRON,STEEL HOOP,STRIP	406	76	32
737 METALWORKING MACHNRY NES	49	89	42	677 IRN,STL WIRE EXCL W ROD	416	80	37
741 HEATING,COOLING EQUIPMNT	435	220	89	678 IRON,STL TUBES,PIPES,ETC	5 388	1 092	477
745 NONELEC MACHY,TOOLS NES	20	241	109	681 SILVER,PLATINUM,ETC	5 776	395	176
749 NONELEC MACH PTS,ACC NES	17	133	58	682 COPPER EXC CEMENT COPPER	11	2 714	1 202
762 RADIO BROADCAST RECEIVRS	1 788	5 865	2 594	683 NICKEL	465	78	36
764 TELECOM EQPT,PTS,ACC NES	68	703	323	684 ALUMINIUM	623	367	160
771 ELECTRIC POWER MACHY NES	433	3 657	1 588	691 STRUCTURES AND PARTS NES	84	276	129
772 SWITCHGEAR ETC & PTS NES	423	1 552	681	692 METAL TANKS,BOXES,ETC	806	91	40
773 ELECTR DISTRIBUTING MACH	110	257	114	694 STL,COPPR NAILS,NUTS,ETC	554	1 218	537
775 HOUSEHOLD TYPE EQUIP NES	450	2 317	1 038	695 TOOLS	77	1 601	698
784 MOTOR VEHCL PTS,ACC NES	80	340	149	696 CUTLERY	924	476	210
786 VEH NES NONMOTR,TRAILERS	392	74	30	697 BASE MTL HOUSEHOLD EQUIP	3 375	905	399
821 FURNITURE	188	99	40	699 OTHER METAL MANUFACTURES	295	5 553	2 457
831 TRAVEL GOODS,HANDBAGS	177	957	426	700 INDUSTRIAL PLANT,CHAP 84	45	868	398
842 MENS OUTERWEAR NOT KNIT	23 353	92 066	40 593	703 INDUSTRIAL PLANT,CHAP 85	159	112	49
843 WOMENS OUTERWEAR NONKNIT	13 919	63 730	28 233	711 STEAM BOILERS & AUX PLMT	134	138	63
844 UNDERWEAR NOT KNIT	10	139	64	712 STEAM ENGINES,TURBINES	183	178	76
845 OUTERWEAR KNIT NONELASTC	1 357	10 978	4 896	713 INTRNL COMBUS PISTN ENGN	19	934	410
846 UNDERWEAR KNITTED	59	616	270	714 ENGINES & MOTORS NES	162	2 246	983
847 TXTL CLTHNG ACCESSRYS NES	163	731	326	716 ROTATING ELECTRIC PLANT	60	609	264
848 HEADGEAR,NONTXTL CLOTHNG	539	12 299	5 401	723 CIVIL ENGINEERG EQUIP ETC	637	118	49
851 FOOTWEAR	2 259	7 984	3 536	724 TEXTILE,LEATHER MACHNRY	163	2 933	1 300
871 OPTICAL INSTRUMENTS	16	88	39	725 PAPER ETC MILL MACHINERY	329	296	132
874 MEASURNG,CONTROLNG INSTR	763	216	96	726 PRINTG,BKBINDG MACHY,PTS	32	1 296	566
884 OPTICAL GOODS NES	763	30 364	13 545	727 FOOD MACHRY NON-DOMESTIC	1 104	179	84
885 WATCHES AND CLOCKS	1 106	3 229	1 424	728 OTH MACHY FOR SPCL INDUS	617	3 609	1 598
893 ARTICLES OF PLASTIC NES	174	236	106	736 MACHINE TOOLS FOR METAL	114	1 779	790
894 TOYS,SPORTING GOODS,ETC	8 176	20 385	8 990	737 METALWORKING MACHNRY NES	351	418	180
896 WORKS OF ART ETC	57	1 123	494	741 HEATING,COOLING EQUIPMNT	74	585	261
899 OTHER MANUFACTURED GOODS	57	148	67	742 PUMPS FOR LIQUIDS ETC	337	373	170
EXPORTS	308 588	256 541	113 014	743 PUMPS NES,CENTRIFUGES ETC	194	604	268
022 MILK AND CREAM	40 004	5 925	2 699	744 MECHANICAL HANDLING EQU	456	545	247
023 BUTTER	11 617	4 653	1 999	745 NONELEC MACHY,TOOLS NES	635	1 242	546
024 CHEESE AND CURD	5 440	2 543	1 120	749 NONELEC MACH PTS,ACC NES	51	1 744	759
042 RICE	695	135	60	751 OFFICE MACHINES	13	351	155
048 CEREAL ETC PREPARATIONS	2 932	1 469	658	752 AUTOMATIC DATA PROC EQUIP	8	211	91
054 VEG ETC FRSH,SMPLY PRSVD	62	124	54	759 OFFICE & ADP MCH PTS,ACC	4 175	195	79
061 SUGAR AND HONEY	9 920	618	275	761 TELEVISION RECEIVERS	16	12 334	5 098
062 SUGAR PREPS NON-COCOA	189	115	51	763 SOUND RECORDRS,PHONOGRPH	121	685	302
071 COFFEE AND SUBSTITUTES	354	716	307	764 TELECOM EQPT,PTS,ACC NES	83	973	439
073 CHOCOLATE AND PRODUCTS	505	555	245	771 ELECTRIC POWER MACHY NES	447	161	70
081 FEEDING STUFF FOR ANMLS	592	90	40	772 SWITCHGEAR ETC & PTS NES	1 241	536	236
091 MARGARINE AND SHORTENING	396	76	35	773 ELECTR DISTRIBUTING MACH	1 53	252	116
098 EDIBLE PRODCTS,PREPS NES	857	420	179	775 HOUSEHOLD TYPE EQUIP NES	1 717	2 544	1 128
112 ALCOHOLIC BEVERAGES	942	342	150	778 ELECTRICAL MACHINERY NES	812	1 401	622
233 RUBBER,SYNTHETIC,RECLAIMD	1 437	605	268	781 PASS MOTOR VEH EXC BUSES	4 460	6 997	3 108
248 WOOD SHAPED	3 613	316	137	784 MOTOR VEHCL PTS,ACC NES	474	881	391
251 PULP AND WASTE PAPER	7 996	225	98	792 AIRCRAFT	25	664	302
273 STONE,SAND AND GRAVEL	6 932	155	72	821 PLUMB,HEATING,LSHTNG EQU	370	269	118
282 IRON AND STEEL SCRAP	20 235	394	163	822 FURNITURE	188	207	92
322 COAL,LIGNITE,PEAT	9 000	179	83	842 MENS OUTERWEAR NOT KNIT	302	571	242
334 PETROLEUM PRODUCTS,REFIN	655	136	60	843 WOMENS OUTERWEAR NONKNIT	36	1 380	602
335 RESIDUAL PETRLM PROD NES	3 353	473	213	845 OUTERWEAR KNIT NONELASTC	5	435	190
431 PROCESD ANML VEG OIL,ETC	256	86	38	846 UNDERWEAR KNITTED	229	71	32
512 ALCOHOLS,PHENOLS,ETC	292	85	40	847 TXTL CLTHNG ACCESSRYS NES	246	637	283
513 ORGANIC ACIDS,ETC	663	196	89	848 HEADGEAR,NONTXTL CLOTHNG	29	1 071	473
514 NITROGEN-FUNCTN COMPOUNDS	427	259	110	851 FOOTWEAR	17	96	44
515 ORG-INORG COMPOUNDS ETC	140	262	109	872 MEDICAL INSTRUMENTS NES	52	199	87
522 INORG ELEMNTS,OXIDES,ETC	2 677	434	192	874 MEASURNG,CONTROLNG INSTR	26	1 214	523
523 OTHR INORGANIC CHEMICALS	7 259	570	254	881 PHOTO APPAR & EQUIPT NES	457	224	100
531 SYNT DYE,NAT INDGO,LAKES	42	120	54	882 PHOTO,CINEMA SUPPLIES	363	1 266	574
532 DYES NES,TANNING PRODS	548	99	44	884 OPTICAL GOODS NES	885	9 348	4 168
533 PIGMENTS,PAINTS,ETC	1 636	887	401	885 WATCHES AND CLOCKS	639	3 096	1 366
541 MEDICINAL ETC PRODUCTS	754	3 704	1 622	892 PRINTED MATTER	2 892	835	361
551 ESSENTIAL OIL,PERFUME,ETC	77	86	37	893 ARTICLES OF PLASTIC NES	720	2 870	1 272
553 PERFUMERY,COSMETICS,ETC	893	855	372	894 TOYS,SPORTING GOODS,ETC	46	1 015	445
554 SOAPS,CLEANING ETC PREPS	2 358	742	332	895 OFFICE SUPPLIES NES	47	219	94
562 FERTILIZERS MANUFACTURED	5 085	185	83	897 GOLD,SILVER WARE,JEWELRY	1 204	190	80
582 PROD OF CONDENSATION ETC	7 515	3 718	1 634	898 MUSICAL INSTRUMENTS,PTS	96	4 055	1 791
583 PROD OF POLYMERIZING ETC	13 004	3 517	1 520	951 WAR FIREARMS,AMMUNITION	6 617	79	37
584 CELLULOSE DERIVATIVES ETC	747	1 318	583	971 GOLD,NON MONETARY NES		2 943	
591 PESTICIDES,DISINFECTANTS	79	89	38	YUGOSLAVIA			
592 STARCH,INULIN,GLUTEN,ETC	663	432	194	IMPORTS	6 657 559	2 570 109	1 143 263
598 MISC CHEMICAL PRODS NES	1 745	915	411	001 LIVE ANIMALS	2 034	747	345
607 INDUSTRIAL PLANT,CHAP 82	39	83	37	011 MEAT FRESH,CHILLD,FROZEN	12 956	8 847	3 902
611 LEATHER	1 834	9 285	4 135	012 MEAT DRIED,SALTED,SMOKED	376	403	181
612 LEATHER ETC MANUFACTURES	2 516	3 844	1 709	014 MEAT PREPD,PRSVD,NES ETC	42 029	17 005	7 535
613 FUR SKINS TANNED,DRESSED	220	6 767	3 015	034 FISH FRESH,CHILLED,FROZN	11 589	4 440	2 001
621 MATERIALS OF RUBBER	187	185	84	036 SHELL FISH FRESH,FROZEN	385	118	52
625 RUBBER TYRES,TUBES	1 052	682	300	037 FISH ETC PREPD PRSVD NES	2 200	686	302

## 7 IMPORTS AND EXPORTS (SPECIAL TRADE) BY COUNTRIES OF PRODUCTION AND CONSUMPTION AND BY GROUPS OF THE SITC-REV. II 1981

GROUP DESCRIPTION	DT = 100 KG	1 000 DM	1 000 \$	GROUP DESCRIPTION	DT = 100 KG	1 000 DM	1 000 \$
044 MAIZE UNMILLED	41 671	9 207	4 314	697 PASE MTL HOUSEHOLD EQUIP	22 424	9 714	4 362
054 VEG ETC FRSH,SMPLY PRSVD	121 769	46 172	20 850	699 OTHER METAL MANUFACTURES	45 951	15 763	6 991
056 VEGTBLES ETC PRSVD,PREPD	85 072	12 411	5 550	711 STEAM BOILERS & AUX PLNT	433	227	100
057 FRUIT,NUTS,FRESH,DRIED	253 931	16 995	7 256	713 INTRNL COMBUS PISTN ENGN	57 174	40 943	18 321
058 FRUIT PRESERVED,PREPARED	334 569	66 199	29 187	714 ENGINES & MOTORS NES	22	1 638	718
061 SUGAR AND HONEY	733	443	194	716 ROTATING ELECTRIC PLANT	40 682	32 275	14 289
062 SUGAR PREPS NON-COCOA	6 518	1 266	561	721 AGRIC MACHY,EXC TRACTORS	9 802	3 406	1 630
075 SPICES	32 700	6 281	2 846	723 CIVIL ENGINEERG EQUIP ETC	16 636	8 354	3 651
081 FEEDING STUFF FOR ANIMLS	21 238	1 063	489	724 TEXTILE,LEATHER MACHNRY	29 000	4 789	2 152
098 EDIBLE PRODCTS,PREPS NES	14 976	2 514	1 102	725 PAPER ETC MILL MACHINERY	841	1 187	537
111 NON-ALCOHL BEVERAGES NES	24 433	814	361	726 PRINTG,BKBDNG MACHY,PTS	387	2 057	936
112 ALCOHOLIC BEVERAGES	409 586	44 291	19 890	727 FOOD MACHRY NON-DOMESTIC	744	665	304
121 TOBACCO UNMNFCTRD,REFUSE	13 682	7 477	3 423	728 OTH MACHY FOR SPCL INDUS	19 120	7 077	3 116
212 FUR SKINS UNDRESSED	23	346	161	736 MACHINE TOOLS FOR METAL	14 487	19 618	8 700
222 SEEDS FOR"SOFT"FIXED OIL	1 912	183	82	737 METALWORKING MACHNRY NES	8 882	4 066	1 826
223 SEEDS FOR OTH FIXED OILS	6 099	961	442	741 HEATING,COOLING EQUIPMNT	7 309	3 564	1 574
232 NATURAL RUBBER,GUMS	1 346	410	191	742 PUMPS FOR LIQUIDS ETC	4 180	4 264	1 900
233 RUBBER,SYNTHIC,RECLAIMD	4 353	183	80	743 PUMPS NES,CENTRFUGES ETC	19 158	18 517	8 299
245 FUEL WOOD NES,CHARCOAL	15 931	1 411	628	744 MECHANICAL HANDLING EQU	42 546	13 812	6 135
247 OTH WOOD ROUGH,SQUARED	10 715	402	175	745 NONELEC MACHY,TOOLS NES	2 237	2 308	998
248 WOOD SHAPED	34 737	3 730	1 677	749 NONELEC MACH PTs,ACC NES	38 861	28 086	12 437
251 PULP AND WASTE PAPER	44 025	4 905	2 170	751 OFFICE MACHINES	9 733	20 561	9 282
265 VEG FIBRE,EXCL COTN JUTE	911	187	87	752 AUTOMATIC DATA PROC EQUIP	31	582	251
266 SYNTHETIC FIBRE TO SPIN	494	189	83	759 OFFICE & ADP MCH PTs,ACC	1 456	3 313	1 464
267 OTHER MAN-MADE FIBRES	1 362	160	67	761 TELEVISION RECEIVERS	3 312	5 868	2 583
268 WOOL(EXC TOPS),ANML HAIR	130	488	221	763 SOUND RECORDRS,PHONOGRPH	49	255	120
273 STONE,SAND AND GRAVEL	16 265	495	220	764 TELECOM EQPT,PTS,ACC NES	4 417	13 160	5 780
274 SULPHUR ETC	91 046	848	408	771 ELECTRIC POWER MACHY NES	29 083	12 246	5 436
278 OTHER CRUDE MINERALS	112 434	1 672	732	772 SWITCHGEAR ETC & PTS NES	10 597	15 481	6 896
281 IRON ORE,CONCENTRATES	154 901	408	173	773 ELECTR DISTRIBUTING MACH	56 046	30 743	13 667
282 IRON AND STEEL SCRAP	22 244	3 672	1 641	774 ELECTRO-REDCL,XRAY EQUIP	377	2 330	1 046
287 BASE METAL ORES,CONC NES	2 656	1 171	583	775 HOUSEHOLD TYPE EQUIP NES	196 995	87 405	39 037
288 NONFERR METAL SCRAP NES	12 620	1 620	727	776 TRANSISTORS,VALVES,ETC	490	5 004	2 214
289 FERR METAL ORE,WASTE NES	29	6 356	2 913	778 ELECTRICAL MACHINERY NES	37 725	24 361	10 859
291 CRUDE ANIMAL MTRIALS NES	48 247	18 260	8 201	781 PASS MOTOR VEH EXC BUSES	171	71	34
292 CRUDE VEG MATERIALS NES	36 780	14 199	6 211	782 LORRIES,SPCL MTR VEH NES	958	733	336
322 COAL,LIGNITE,PEAT	30 528	277	124	784 MOTOR VEHCL PTS,ACC NES	213 961	90 936	40 362
334 PETROLEUM PRODUCTS,REFIN	470 678	30 613	13 253	785 MOTOR & OTHER CYCLES ETC	19 994	12 925	5 781
335 RESIDUAL PETRLM PROD NES	100 890	7 307	3 228	786 VEH NES NONMOTR,TRAILERS	28 343	12 787	5 672
341 GAS NATURAL AND MANUFCTD			791	791 RAILWAY VEHICLES	68	76	35
411 ANIMAL OILS AND FAT	4 802	398	170	792 AIRCRAFT	76	1 023	447
431 PROCESD ANKL VEG OIL,ETC	67 591	5 080	2 220	793 SHIPS AND BOATS	429	381	170
511 HYDROCARBONS NES,DERIVS	42 109	3 828	1 637	812 PLUKBS,HEATING,LGHTNG EQU	35 778	12 980	5 775
512 ALCOHOLS,PHENOLS,ETC	9 341	573	246	821 FURNITURE	165 663	89 228	39 732
513 ORGANIC ACIDS,ETC	8 372	1 522	684	831 TRAVEL GOODS,HANDBAGS	6 829	7 753	3 436
514 NITROGEN-FUNCT COMPOUNDS	5 252	1 493	661	842 MENS OUTERWEAR NOT KNIT	52 535	238 637	106 011
515 ORG-INORG COMPOUNDS ETC	27 081	7 989	3 574	843 WOMENS OUTERWEAR NONKNIT	33 505	211 230	93 857
516 OTHER ORGANIC CHEMICALS	20	171	73	844 UNDERWEAR NOT KNIT	17 140	70 128	31 285
522 INORG ELEMNTS,OXIDES,ETC	40 447	8 072	3 492	845 UNDERWEAR KNIT NONELASTC	14 071	71 623	31 989
523 OTHR INORGANIC CHEMICALS	41 946	5 668	2 527	846 UNDERWEAR KNITTED	46 744	167 511	74 811
533 PIGMENTS,PAINTS,ETC	9 296	1 613	713	847 TXTL CLTHNG ACCESSRYS NES	5 770	11 512	5 165
541 MEDICINAL ETC PRODUCTS	3 894	10 949	4 889	848 HEADGEAR,NONTXTL CLOTHNG	6 908	50 062	22 108
551 ESSENTL OIL,PERFUME,ETC	395	1 610	708	851 FOOTWEAR	34 311	90 674	40 620
554 SOAPS,CLEANING ETC PREPS	551	154	67	872 MEDICAL INSTRUMENTS NES	100	408	181
562 FERTILIZERS MANUFACTURED	488 613	16 145	7 247	873 METERS & COUNTERS NES	4 188	11 897	5 254
572 EXPLOSIVES,PYROTECH PROD	14 644	2 213	967	874 MEASURNG,CONTROLNG INSTR	2 781	11 411	5 099
582 PROD OF CONDENSATION ETC	6 812	2 054	901	881 PHOTO APPAR & EQUIPT NES	708	988	430
583 PROD OF POLYMERIZING ETC	8 376	1 712	768	882 PHOTO,CINEMA SUPPLIES	65	589	257
584 CELLULOSE DERIVATIVES ETC	225	186	82	884 OPTICAL GOODS NES	111	1 028	457
591 PESTICIDES,DISINFECTANTS	5 781	2 617	1 235	885 WATCHES AND CLOCKS	517	1 140	513
592 STARCH,INULIN,GLUTEN,ETC	277	280	125	892 PRINTED MATTER	21 618	9 519	4 201
598 MISC CHEMICAL PRODS NES	16 799	1 969	870	893 ARTICLES OF PLASTIC NES	13 739	6 530	2 896
611 LEATHER	7 127	13 323	5 931	894 TOYS,SPORTING GOODS,ETC	7 683	10 331	4 580
612 LEATHER ETC MANUFACTURES	5 688	27 166	11 920	895 OFFICE SUPPLIES NES	346	408	166
613 FUR SKINS TANNED,DRESSED	1 282	4 168	1 855	896 WORKS OF ART ETC	33	1 562	698
621 MATERIALS OF RUBBER	13 183	3 772	1 683	897 GOLD,SILVER WARE,JEWELRY	1	2 809	1 180
625 RUBBER TYPES,TUBES	43 519	22 216	9 987	898 MUSICAL INSTRUMENTS,PTS	510	2 217	985
628 RUBBER ARTICLES NES	26 509	10 383	4 638	899 OTHER MANUFACTURED GOODS	24 902	17 576	7 795
634 VENEERS,PLYWOOD,ETC	22 544	4 140	1 820	941 ZOO ANIMALS,PETS	151	617	261
635 WOOD MANUFACTURES NES	37 146	12 310	5 447	951 WAR FIREARMS,AMMUNITION	340	1 396	630
641 PAPER AND PAPERBOARD	243 891	28 120	12 359	961 COIN,NONGOLD,NONCURRENT		115	52
642 ARTICLES OF PAPER ETC	57 812	12 805	5 627	971 GOLD,NON MONETARY NES	63	1 506	627
651 TEXTILE YARN AND THREAD	24 676	17 518	7 812				
652 COTTON FABRICS,WOVEN	3 833	4 080	1 810	EXPORTS	9 835 275	5 057 115	2 245 955
653 WOVN MAN-MADE FIB FABRIC	1 324	1 896	837	001 LIVE ANIMALS	5 076	3 437	1 559
654 OTH WOVN TEXTILE FABRIC	2 358	1 080	479	011 MEAT FRESH,CHILLO,FROZEN	273 898	79 079	34 931
655 KNIT ETC FABRICS	297	599	266	014 MEAT PREPD,PRSVD,NES ETC	296	329	158
657 SPECIAL TEXTILE ETC PROD	12 428	6 859	3 050	023 BUTTER	8 640	4 582	1 928
658 TEXTILE ARTICLES NES	17 438	20 443	8 980	025 EGGS,BIRDS,FRESH,PRSVD	61	190	83
659 FLOOR COVERINGS ETC	3 369	1 967	874	034 FISH FRESH,CHILLED,FROZN	19 531	2 630	1 165
661 CEMENT ETC BUILDING PROD	42 604	1 461	634	044 MAIZE UNMILLED	645	522	247
662 CLAY,REFRACTORY BLDG FRD	114 894	9 068	4 004	048 CEREAL ETC PREPARATIONS	3 212	1 204	541
663 OTH NONMETAL MINERAL MFS	60 396	6 842	3 007	054 VEG ETC FRSH,SMPLY PRSVD	2 058	906	407
664 GLASS	3 658	1 535	683	056 VEGTBLES ETC PRSVD,PREPD	251	87	42
665 GLASSWARE	24 826	11 665	5 223	057 FRUIT,NUTS,FRESH,DRIED	310	274	117
666 POTTERY	438	372	165	061 SUGAR AND HONEY	172 138	20 959	8 993
671 PIG IRON ETC	115 753	13 498	6 050	061 SUGAR AND HONEY	172 138	20 959	8 993
672 IRON,STL PRIMARY FORMS	1 257	249	109	075 SPICES	125	219	93
673 IRON AND STEEL SHAPES	176 003	19 755	8 761	081 FEEDING STUFF FOR ANIMLS	25 980	3 187	1 418
674 IRN,STL UNIV,PLATE,SHEET	135 222	8 849	3 996	091 MARGARINE AND SHORTENING	693	106	48
675 IRON,STEEL HOOP,STIP	1 029	127	56	098 EDIBLE PRODCTS,PREPS NES	16 541	8 145	3 604
677 IRN,STL WIRE EXCL W ROD	1 531	178	80	112 ALCOHOLIC BEVERAGES	1 771	4 408	1 778
678 IRON,STL TUBES,PIPES,ETC	81 801	11 702	5 135	121 TOBACCO UNMNFCTRD,REFUSE	3 058	2 445	1 075
679 IRN,STL CASTINGS UNWORKE	930	191	86	122 TOBACCO MFRS	1 634	1 832	798
681 SILVER,PLATINUM,ETC	63	6 208	2 746	211 HIDES,SKINS,UNDRESSED	46 439	12 133	5 479
682 COPPER EXC CEMENT COPPER	58 584	23 513	10 575	212 FUR SKINS UNDRESSED	35	694	298
684 ALUMINIUM	70 144	25 429	11 247	223 SEEDS FOR OTH FIXED OILS	1 563	268	121
685 LEAD	22 188	2 374	1 011	233 RUBBER,SYNTHIC,RECLAIMD	140 873	41 364	18 524
686 ZINC	17 053	4 201	1 866	246 PULPWOOD,CHIPS,WOODWASTE	22 110	573	265
689 NON-FER BASE METALS NES	19 518	10 765	4 802	247 OTH WOOD ROUGH,SQUARED	7 413	459	188
691 STRUCTURES AND PARTS NES	22 690	5 045	2 314	248 WOOD SHAPED	2 941	632	266
692 METAL TANKS,BOXES,ETC	4 793	1 193	537	251 PULP AND WASTE PAPER	68 957	3 289	1 483
693 WIRE PRODUCTS NON ELECTR	2 628	444	196	263 COTTON	12 106	2 563	1 134
694 STL,COPPR NAILS,NUTS,ETC	37 748	4 572	2 034	266 SYNTHETIC FIBRE TO SPIN	78 397	29 927	13 251
695 TOOLS	8 386	15 524	6 935	267 OTHER MAN-MADE FIBRES	5 002	2 893	1 242

## 7 IMPORTS AND EXPORTS (SPECIAL TRADE) BY COUNTRIES OF PRODUCTION AND CONSUMPTION AND BY GROUPS OF THE SITC-REV. II 1981

GROUP DESCRIPTION	DT = 100 KG	1 000 DM	1 000 \$	GROUP DESCRIPTION	DT = 100 KG	1 000 DM	1 000 \$
268 WOOL(EXC TOPS),ANML HAIR	2 740	2 434	1 104	724 TEXTILE,LEATHER MACHNRY	21 386	104 461	46 266
273 STONE,SAND AND GRAVEL	261 256	2 345	1 051	725 PAFFR ETC MILL MACHINERY	8 019	23 562	10 511
274 SULPHUR ETC	41 563	2 009	902	726 PRINTG,BKBDNG MACHY,PTS	5 102	12 010	5 403
277 NATURAL ABRASIVES NES	122	367	164	727 FOOD MACHRY NON-DOMESTIC	13 018	27 446	12 803
278 OTHER CRUDE MINERALS	161 265	8 920	3 993	728 OTH MACHRY FOR SPL INDUS	69 664	171 046	76 702
282 IRON AND STEEL SCRAP	59 742	815	342	736 MACHINE TOOLS FOR METAL	52 439	145 140	63 722
287 EASE METAL ORES,CONC NES	409 444	19 614	8 752	737 METALWORKING MACHNRY NES	20 889	34 686	15 359
291 CRUDE ANIMAL MTRIALS NES	7 275	5 953	2 648	741 HEATING,COOLING EQUIPMNT	30 011	75 171	33 280
292 CRUDE VEG MATERIALS NES	4 637	4 429	1 968	742 PUMPS FOR LIQUIDS ETC	10 350	43 836	19 355
322 COAL,LIGNITE,PEAT	20 220	724	323	743 PUMPS NES,CENTRFUGES ETC	34 305	58 656	25 770
323 BRIQUETS,COKE,SEMI-COKE	121 863	3 641	1 625	744 MECHANICAL HANDLING EQU	43 334	72 581	32 548
334 PETROLEUM PRODUCTS,REFIN	88 892	20 117	8 966	745 NONELEC MACHY,TOOLS NES	9 692	65 977	29 521
335 RESIDUAL PETRLM PROD NES	77 357	7 988	3 575	749 NONELEC MACH PTS,ACC NES	58 477	144 991	64 201
341 GAS NATURAL AND MANUFCTD				751 OFFICE MACHINES	3 743	15 674	7 014
411 ANIMAL OILS AND FATS	165	72	32	752 AUTOMTIC DATA PROC EQUIP	1 396	25 283	11 121
424 FIXED VEG OIL NONSOFT	9 718	1 735	780	759 OFFICE & ADP MCH PTS,ACC	1 318	14 480	6 461
431 PROCESD ANML VEG OIL,ETC	48 461	9 694	4 250	761 TELEVISION RECEIVERS	6 065	27 961	12 816
511 HYDROCARBONS NES,DERIVS	65 678	12 946	5 716	762 RADIO BROADCAST RECEIVRS	417	2 494	1 095
512 ALCOHOLS,FHENOLS,ETC	254 162	53 935	24 115	763 SOUND RECORDRS,PHONOGRPH	400	4 147	1 838
513 ORGANIC ACIDS,ETC	169 033	40 495	18 108	764 TRANSCOM EQPT,PTS,ACC NES	3 370	53 395	23 689
514 NITROGEN-FUNCTN COMPOUNDS	59 862	33 689	15 082	771 ELECTRIC POWER MACHY NES	4 651	10 793	4 794
515 ORG-INORG COMPOUNDS ETC	56 735	54 774	24 407	772 SWITCHGEAR ETC & PTS NES	10 787	76 520	33 840
516 OTHER ORGANIC CHEMICALS	56 761	18-913	8 349	773 ELECTR DISTRIBUTING MACH	9 369	12 080	5 322
522 INORG ELEMNTS,OXIDES,ETC	563 458	39 230	17 487	774 ELECTRO-MEDCL,XRAY EQUIP	1 899	32 451	14 228
523 OTHR INORGANIC CHEMICALS	262 862	34 488	15 217	775 HOUSEHOLD TYPE EQUIP NES	24 257	31 249	13 877
524 RADIOACTIVE ETC MATERIAL		3 742	1 667	776 TRANSISTORS,VALVES,ETC	8 980	30 014	13 339
531 SYNT DYE,NAT INDGO,LAKES	21 647	55 708	24 833	778 ELECTRICAL MACHINERY NES	49 824	72 440	32 161
532 DYES NES,TANNING PRODS	15 582	3 864	1 707	781 PASS MOTOR VEH EXC BUSES	164 557	198 784	89 370
533 PIGMENTS,PAINTS,ETC	140 537	76 807	34 178	782 LORRIES,SPLC MTR VEH NES	61 325	60 395	26 863
541 MEDICINAL ETC PRODUCTS	8 351	40 289	17 910	783 ROAD MOTOR VEHICLES NES	19 714	21 539	9 925
551 ESSENTIL OIL,PERFUME,ETC	6 327	8 819	3 961	784 MOTOR VEHCL PTS,ACC NES	141 787	177 824	78 720
553 PERFUMERY,COSMETICS,ETC	1 530	1 631	715	785 MOTOR & OTHER CYCLES ETC	3 039	3 847	1 697
554 SOAPS,CLEANING ETC PREPS	112 697	31 222	13 813	786 VEH NES NONMOTR,TRAILERS	18 929	7 688	3 432
562 FERTILIZERS MANUFACTURED	892	597	262	791 RAILWAY VEHICLES	41 240	24 500	10 612
572 EXPLOSIVES,PYROTECH PROD	30	326	151	792 AIRCRAFT	217	1 901	840
582 PROD OF CONDENSATION ETC	200 764	99 221	44 018	793 SHIPS AND BOATS	28 606	7 702	3 744
583 PROD OF POLYMERIZING ETC	240 754	79 463	35 133	801 INDUSTRIAL PLANT,CHAP 90	100	1 366	610
584 CELLULOSE DERIVATIVES ETC	17 119	19 900	8 804	812 PLUMBGG,HEATING,LGHTNG EQU	4 241	6 837	3 053
585 PLASTIC MATERIALS NES	2 196	3 481	1 551	821 FURNITURE	5 401	6 704	2 958
591 PESTICIDES,DISINFECTANTS	13 141	18 204	8 108	831 TRAVEL GOODS,HANDEAGS	49	113	49
592 STARCH,INULIN,GLUTEN,ETC	33 342	12 630	5 599	842 MENS OUTERWEAR NOT KNIT	4 083	10 464	4 662
598 MISC CHEMICAL PRODS NES	335 775	120 070	53 248	843 WOMENS OUTERWEAR NONKNIT	1 013	7 419	3 264
605 INDUSTRIAL PLANT,CHAP 73	6 214	9 826	4 366	844 UNDERWEAR NOT KNIT	132	591	256
611 LEATHER	8 682	37 008	16 250	845 OUTERWEAR KNIT NONELASTC	1 121	4 952	2 194
612 LEATHER ETC MANUFACTURES	5 372	8 340	3 722	846 UNDERWEAR KNITTED	34 101	109 052	48 596
613 FUR SKINS TANNED,DRESSED	589	5 295	2 283	847 TXTL CLTHNG ACCESRYS NES	4 966	12 112	5 411
621 MATERIALS OF RUBBER	13 990	12 297	5 462	848 HEADGEAR,NONTXTL CLOTHNG	1 287	7 561	3 332
625 RUBBER TYRES,TUBES	4 711	4 605	1 991	851 FOOTWEAR	21	96	43
628 RUBBER ARTICLES NES	3 286	9 615	4 248	871 OPTICAL INSTRUMENTS	45	1 757	770
634 VENEERS,PLYWOOD,ETC	25 926	5 838	2 574	872 MEDICAL INSTRUMENTS NES	2 167	26 898	11 986
635 WOOD MANUFACTURES NES	3 829	1 316	582	873 METERS & COUNTERS NES	758	5 329	2 351
641 PAPER AND PAPERBOARD	85 754	32 305	14 229	874 MEASURING,CONTROLLING INSTR	7 163	72 330	32 116
642 ARTICLES OF PAPER ETC	17 137	9 478	4 175	881 PHOTO APPAR & EQUIPT NES	1 003	6 827	3 027
651 TEXTILE YARN AND THREAD	91 345	101 097	44 966	882 PHOTO,CINEMA SUPPLIES	3 551	11 577	5 098
652 COTTON FABRICS,WOVEN	17 982	55 400	24 593	883 DEVELOPED CINEMA FILM	12	1 552	66
653 WOVN MAN-MADE FIB FABRIC	53 778	135 233	60 244	884 OPTICAL GOODS NES	55	1 546	683
654 OTH WOVEN TEXTILE FABRIC	26 657	82 476	36 079	885 WATCHES AND CLOCKS	719	6 733	2 991
655 KNIT ETC FABRICS	16 389	48 948	21 758	892 PRINTED MATTER	34 058	27 269	11 987
656 LACE,RIBBONS,TULLE,ETC	1 441	7 412	3 284	893 ARTICLES OF PLASTIC NES	15 191	18 021	7 921
657 SPECIAL TEXTILE ETC PROD	34 770	62 591	27 747	894 TOYS,SPORTING GOODS,ETC	5 649	9 143	3 978
658 TEXTILE ARTICLES NES	604	1 294	579	895 OFFICE SUPPLIES NES	781	4 708	2 068
659 FLOOR COVERINGS ETC	753	924	404	896 WORKS OF ART ETC	16	126	57
661 CEMENT ETC BUILDING PROD	3 539	369	168	897 GOLD,SILVER WARE,JEWELRY	29	3 810	1 735
662 CLAY,REFRACTORY BLDG PRD	100 358	15 721	7 019	898 MUSICAL INSTRUMENTS,PTS	1 737	9 101	4 038
663 OTH NONMETAL MINERAL MFS	62 024	30 483	13 450	899 OTHER MANUFACTURED GOODS	5 553	24 794	10 970
664 GLASS	72 371	16 642	7 397	951 WAR FIREARMS,AMMUNITION	281	740	322
665 GLASSWARE	17 499	3 455	1 523	971 GOLD,NON MONETARY NES	13	3 644	1 603
666 POTTERY	445	559	272				
667 PEARL,PREC-,SEMI-P STONE	94	829	371	TURKEY			
671 PIG IRON ETC	442 812	22 332	10 020	IMPORTS	3 548 186	1 363 732	609 449
672 IPON,STL PRIMARY FORMS	408 215	28 663	12 649				
673 IRON AND STEEL SHAPES	206 143	29 102	12 902	011 MEAT FRESH,CHILLD,FROZEN	328	115	51
674 IRN,STL UNIV,PLATE,SHEET	798 852	113 533	50 317	014 MEAT PREPD,PRSD,NES ETC	187	105	50
675 IRON,STEEL HOOP,STRIP	368 069	57 237	25 350	024 CHEESE AND CURD	1 276	835	378
676 RAILWAY RAILS ETC IRN,STL	29 357	5 688	2 529	034 FISH FRESH,CHILLED,FROZN	2 013	1 194	533
677 IRN,STL WIRE EXCL W ROD	62 166	15 420	6 854	036 SHELL FISH FRESH,FROZEN	2 009	2 067	893
678 IRON,STL TUBES,PIPES,ETC	193 431	50 442	22 339	037 FISH ETC PREPD PRSD NES	133	269	122
679 IRN,STL CASTINGS UNWKRKE	3 516	1 253	544	046 WHEAT ETC MEAL OR FLOUR	681	76	32
681 SILVER,PLATINUM,ETC	174	9 692	4 223	048 CEREAL ETC PREPARATIONS	14 432	1 636	728
682 COPPER EXC CEMENT COPPER	28 704	26 173	11 546	054 VEG ETC FRSH,SMPLY PRSD	113 547	18 971	8 519
683 NICKEL	1 681	5 057	2 261	056 VEGTBLES ETC PRSD,PREPD	55 230	23 290	10 410
684 ALUMINIUM	40 491	26 525	11 860	057 FRUIT,NUTS,FRESH,DRIED	841 490	434 154	196 456
685 LEAD	2 977	1 086	468	058 FRUIT PRESERVED,PREPARED	64 560	21 908	9 713
686 ZINC	18 184	3 575	1 593	061 SUGAR AND HONEY	853	396	178
687 TIN	814	2 492	1 104	062 SUGAR PREPS NON-COCOA	5 657	1 979	892
689 NON-FER BASE METALS NES	1 254	2 761	1 250	073 CHOCOLATE AND PRODUCTS	467	153	68
691 STRUCTURES AND PARTS NES	8 355	7 611	3 297	074 TEA AND MATE	4 030	3 461	1 543
692 METAL TANKS,BOXES,ETC	12 194	6 651	2 995	075 SPICES	20 351	6 451	2 886
693 WIRE PRODUCTS NON ELECTR	7 844	5 315	2 357	098 EDIBLE PRODCTS,PREPS NES	24 123	5 100	2 301
694 STL,COPPR NAILS,NUTS,ETC	5 388	7 299	3 229	112 ALCOHOLIC BEVERAGES	8 399	4 079	1 851
695 TOOLS	5 750	29 450	13 090	121 TOBACCO UNMNFCTRD,REFUSE	101 208	63 307	28 267
696 CUTLERY	455	3 442	1 560	212 FUR SKINS UNDRSSED	221	466	206
697 BASE MTL HOUSEHOLD EQUIP	6 923	11 176	4 974	222 SEEDS FOR'SOFT'FIXED OIL	827	300	134
699 OTHER METAL MANUFACTURES	30 078	37 330	16 536	223 SEEDS FOR OTH FIXED OILS	17 475	3 088	1 381
700 INDUSTRIAL PLANT,CHAP 84	19 105	52 789	23 269	248 WOOD SHAPED	1 513	259	113
703 INDUSTRIAL PLANT,CHAP 85	241	825	361	263 COTTON	353 962	76 412	34 527
711 STEAM BOILERS & AUX PLNT	9 347	11 092	4 914	266 SYNTHETIC FIBRE TO SPIN	11 927	3 677	1 584
712 STEAM ENGINES,TURBINES	1 120	7 246	3 196	267 OTHER MAN-MADE FIBRES	744	170	75
713 INTRNL COMBUS PISTN ENGN	48 203	110 093	46 876	273 STONE,SAND AND GRAVEL	32 317	1 051	460
714 ENGINES & MOTORS NES	50	4 289	1 871	278 OTHER CRUDE MINERALS	496 043	18 363	8 112
716 ROTATING ELECTRIC PLANT	9 673	19 659	8 672	287 BASE METAL ORES,CONC NES	407 801	14 748	6 474
718 OTH POWER GENERATG MACHY	1 174	3 485	1 566	289 PREC METAL ORE,WASTE NES	2	4 848	1 987
721 AGRIC MACHY,EXC TRACTORS	41 984	26 297	11 694	291 CRUDE ANIMAL MTRIALS NES	6 970	22 423	9 958
722 TTRACTORS NON-ROAD	50 885	13 602	5 948	292 CRUDE VEG MATERIALS NES	15 341	5 600	2 480
723 CIVIL ENGINEERG EQUIP ETC	57 686	56 523	25 125				



## 7 IMPORTS AND EXPORTS (SPECIAL TRADE) BY COUNTRIES OF PRODUCTION AND CONSUMPTION AND BY GROUPS OF THE SITC-REV. II 1981

GROUP DESCRIPTION	DT = 100 KG	1 000 DM	1 000 \$	GROUP DESCRIPTION	DT = 100 KG	1 000 DM	1 000 \$
423 FIXED VEG OILS,SOFT	1 546	764	342	288 NONFERR METAL SCRAP NES	1 491	527	216
424 FIXED VEG OIL NONSOFT	222	141	65	291 CRUDE ANIMAL MTRIALS NES	408	1 146	512
513 ORGANIC ACIDS,ETC	5 011	1 165	524	292 CRUDE VEG MATERIALS NES	369	778	367
522 INORG ELEMNTS,OXIDES,ETC	54 025	8 828	3 917	323 BRIQUETS,COKE,SEMI-COKE	25 000	842	357
523 OTHR INORGANIC CHEMICALS	57 561	4 622	2 062	334 PETROLEUM PRODUCTS,REFIN	28 772	6 321	2 861
533 PIGMENTS,PAINTS,ETC	1 255	359	157	335 RESIDUAL PETRLM PROD NES	84 045	5 892	2 629
551 ESSENTL OIL,PERFUME,ETC	480	81	34	411 ANIMAL OILS AND FATS	23 123	3 429	1 463
553 PERFUMERY,COSMETICS,ETC	141	110	49	424 FIXED VEG OIL NONSOFT	1 632	369	166
554 SOAPS,CLEANING ETC PREPS	2 464	550	243	431 PROCESS ANML VEG OIL,ETC	10 027	2 257	989
591 PESTICIDES,DISINFECTANTS	779	1 489	661	511 HYDROCARBONS NES,DERIVS	17 949	3 803	1 688
598 MISC CHEMICAL PRODS NES	75	88	43	512 ALCOHOLS,PHENOLS,ETC	43 337	10 803	4 809
634 VENEERS,PLYWOOD,ETC	808	98	44	513 ORGANIC ACIDS,ETC	48 562	12 598	5 575
635 WOOD MANUFACTURES NES	426	286	128	514 NITROGEN-FUNCTN COMPOUNDS	49 571	23 831	10 559
641 PAPER AND PAPERBOARD	1 055	79	34	515 ORG-INORG COMPOUNDS ETC	11 301	17 627	7 935
651 TEXTILE YARN AND THREAD	298 957	176 922	78 847	516 OTHER ORGANIC CHEMICALS	23 055	8 437	3 771
652 COTTON FABRICS,WOVEN	7 929	7 354	3 224	522 INORG ELEMNTS,OXIDES,ETC	462 034	29 442	13 289
653 WOVN MAN-MADE FIR FABRIC	2 289	1 951	876	523 OTHR INORGANIC CHEMICALS	125 468	22 177	9 962
655 KNIT ETC FABRICS	352	593	251	524 RADIOACTIVE ETC MATERIAL	6	181	77
658 TEXTILE ARTICLES NES	2 907	5 786	2 569	531 SYNT DYE,NAT INDGO,LAKES	15 297	36 428	16 073
659 FLOOR COVERINGS ETC	5 023	80 333	35 869	532 DYES NES,TANNING PRODS	12 609	2 312	1 010
661 CEMENT ETC BUILDING PROD	2 092	219	94	533 PIGMENTS,PAINTS,ETC	85 846	29 026	12 681
662 CLAY,REFRACTORY BLDG PRD	41 690	2 238	992	541 MEDICINAL ETC PRODUCTS	3 014	28 239	12 564
664 GLASS	9 593	732	317	551 ESSENTL OIL,PERFUME,ETC	1 057	2 920	1 278
665 GLASSWARE	23 175	14 779	6 552	553 PERFUMERY,COSMETICS,ETC	215	144	63
666 POTTERY	519	760	337	554 SOAPS,CLEANING ETC PREPS	13 369	4 942	2 221
667 PEARL,PREC-,SEMI-P STONE	203	188	79	562 FERTILIZERS MANUFACTURED	1 318	105	46
671 PIG IRON ETC	194 272	32 835	14 306	572 EXPLOSIVES,PYROTECH PROD	1 303	565	244
672 IRON,STL PRIMARY FORMS	47 318	3 335	1 489	582 PROD OF CONDENSATION ETC	37 610	17 101	7 509
673 IRON AND STEEL SHAPES	33 032	2 737	1 202	583 PROD OF POLYMERIZING ETC	94 028	24 810	11 017
676 RAILWY RAILS ETC IRN,STL	571	158	69	584 CELLULOSE DERIVATIVES ETC	8 103	4 299	1 896
678 IRON,STL TUBES,PIPES,ETC	276	122	53	585 PLASTIC MATERIALS NES	122	682	313
679 IRN,STL CASTINGS UNWORKE	1 156	516	224	591 PESTICIDES,DISINFECTANTS	4 967	5 884	2 582
681 SILVER,PLATINUM,ETC	1	87	39	592 STARCH,INULIN,GLUTEN,ETC	748	714	320
682 COPPER EXC CEMENT COPPER	601	551	245	598 MISC CHEMICAL PRODS NES	51 418	16 302	7 252
684 ALUMINIUM	570	386	171	611 LEATHER	169	702	305
689 NON-FER BASE METALS NES	750	226	105	612 LEATHER ETC MANUFACTURES	30	419	185
692 METAL TANKS,BOXES,ETC	321	87	40	613 FUR SKINS TANNED,DRESSED	21	1 606	704
695 TOOLS	534	601	266	621 MATERIALS OF RUBBER	1 957	1 900	864
697 BASE MTL HOUSEHOLD EQUIP	3 985	5 231	2 329	625 RUBBER TYRES,TUBES	4 615	3 459	1 566
699 OTHER METAL MANUFACTURES	105	167	73	628 RUBBER ARTICLES NES	166	667	305
713 INTRNL COMBUS PISTN ENGN	589	4 188	1 874	634 VENEERS,PLYWOOD,ETC	1 718	489	210
714 ENGINES & MOTORS NES	2	76	33	635 WOOD MANUFACTURES NES	1 967	475	207
716 ROTATING ELECTRIC PLANT	130	241	110	641 PAPER AND PAPERBOARD	18 268	8 391	3 797
723 CIVIL ENGINEERG EQUIP ETC	255	159	64	642 ARTICLES OF PAPER ETC	3 912	1 956	882
724 TEXTILE,LEATHER MACHNRY	80	69	31	651 TEXTILE YARN AND THREAD	36 874	29 556	13 208
725 PAPER ETC MILL MACHINERY	365	306	141	652 COTTON FABRICS,WOVEN	1 286	2 988	1 322
728 OTH MACHY FOR SPCL INDUS	6 004	2 696	1 233	653 WOVN MAN-MADE FIR FABRIC	3 943	8 597	3 869
736 MACHINE TOOLS FOR METAL	896	570	247	654 OTH WOVEN TEXTILE FABRIC	1 346	4 054	1 735
737 METALWORKING MACHNRY NES	214	104	47	655 KNIT ETC FABRICS	215	391	169
741 HEATING,COOLING EQUIPMNT	1 939	812	343	656 LACE,RIBBONS,TULLE,ETC	130	730	320
742 PUMPS FOR LIQUIDS ETC	36	510	221	657 SPECIAL TEXTILE ETC PROD	2 039	6 488	2 875
743 PUMPS NES,CENTRIFUGES ETC	326	463	198	658 TEXTILE ARTICLES NES	1 055	741	320
744 MECHANICAL HANDLING EQU	2 013	643	287	659 FLOOR COVERINGS ETC	279	769	328
749 NONELEC MACH PTS,ACC NES	5 487	1 288	572	661 CEMENT ETC BUILDING PROD	4 044	74	33
761 TELEVISION RECEIVERS	4 816	4 276	1 874	662 CLAY,REFRACTORY BLDG PRD	64 391	10 169	4 435
772 SWITCHGEAR ETC & PTS NES	394	429	187	663 OTH NONMETAL MINERAL NFS	19 415	9 705	4 238
773 ELECTR DISTRIBUTING MACH	1 743	902	393	664 GLASS	20 882	5 520	2 403
775 HOUSEHOLD TYPE EQUIP NES	1 506	626	270	665 GLASSWARE	216	379	165
781 PASS MOTOR VEH EXC BUSES	102	82	36	666 POTTERY	185	209	92
784 MOTOR VEHCL PTS,ACC NES	18 039	3 161	1 394	667 PEARL,PREC-,SEMI-P STONE		84	38
792 AIRCRAFT	2	100	45	671 PIG IRON ETC	98 688	4 460	1 993
793 SHIPS AND BOATS	17 384	9 186	4 164	672 IRON,STL PRIMARY FORMS	93 206	5 332	2 383
812 PLUMBGB,HEATING,LGHTNG EQU	1 415	399	175	673 IRON AND STEEL SHAPES	289 377	29 172	12 946
821 FURNITURE	500	461	204	674 IRN,STL UNIV,PLATE,SHEET	570 435	65 379	29 203
831 TRAVEL GOODS,HANDBAGS	31	213	93	675 IRON,STEEL HOOP,STRIP	39 584	9 088	4 059
842 MENS OUTERWEAR NOT KNIT	4 630	18 722	8 316	676 RAILWY RAILS ETC IRN,STL	40 047	3 105	1 403
843 WOMENS OUTERWEAR NONKNIT	17 523	48 900	21 539	677 IRN,STL WIRE EXCL W ROD	17 949	4 021	1 781
844 UNDERWEAR NOT KNIT	1 284	3 338	1 460	678 IRON,STL TUBES,PIPES,ETC	172 968	19 504	8 563
845 OUTERWEAR KNIT NONELASTC	1 594	6 055	2 734	679 IRN,STL CASTINGS UNWORKE	59	77	34
846 UNDERWEAR KNITTED	13 422	39 329	17 494	681 SILVER,PLATINUM,ETC	64	1 592	691
847 TXTL CLTHNG ACCESSRYS NES	54	188	81	682 COPPER EXC CEMENT COPPER	51 919	22 468	9 985
848 HEADGEAR,NONXTXL CLOTHING	6 000	91 886	40 439	683 NICKEL	1 257	2 372	1 045
851 FOOTWEAR	66	212	98	684 ALUMINIUM	27 732	11 176	4 986
874 MEASURING,CONTROLLING INSTR	24	298	124	685 LEAD	5 931	1 126	511
883 DEVELOPED CINEMA FILM	107	939	410	686 ZINC	19 497	3 669	1 635
892 PRINTED MATTER	2 958	2 797	1 221	687 TIN	112	349	161
893 ARTICLES OF PLASTIC NES	8 314	1 522	670	689 NON-FER BASE METALS NES	69	167	72
896 WORKS OF ART ETC	12	2 470	1 075	691 STRUCTURES AND PARTS NES	12 928	8 505	3 851
897 GOLD,SILVER WARE,JEWELRY	27	469	203	692 METAL TANKS,BOXES,ETC	349	256	117
898 MUSICAL INSTRUMENTS,PTS	40	532	238	693 WIRE PRODUCTS NON ELECTR	1 199	3 088	1 366
899 OTHER MANUFACTURED GOODS	1 007	1 447	638	694 STL,COPPR NAILS,NUTS,ETC	1 246	1 340	600
941 ZOO ANIMALS,PETS	245	114	53	695 TOOLS	1 838	9 350	4 119
951 WAR FIREARMS,AMMUNITION	217	387	162	696 CUTLERY	312	1 465	647
EXPORTS	4 275 541	1 891 252	838 734	697 BASE MTL HOUSEHOLD EQUIP	396	715	309
001 LIVE ANIMALS	23 787	8 880	3 864	699 OTHER METAL MANUFACTURES	4 689	6 369	2 815
022 MILK AND CREAM	2 360	498	221	700 INDUSTRIAL PLANT,CHAP 84	2 444	4 652	2 171
023 BUTTER	4 207	3 044	1 397	703 INDUSTRIAL PLANT,CHAP 85	8 845	29 119	13 173
054 VEG ETC FRSH,SMPLY PRSVD	501	481	227	711 STEAM BOILERS & AUX PLNT	32 394	22 884	10 638
061 SUGAR AND HONEY	102 969	14 352	6 752	712 STEAM ENGINES,TURBINES	276	3 910	1 705
072 COCOA	1 409	1 019	445	713 INTRNL COMBUS PISTN ENGN	22 626	50 014	22 070
081 FEEDING STUFF FOR ANIMLS	5 884	916	389	714 ENGINES & MOTORS NES	150	12 305	5 502
112 ALCOHOLIC BEVERAGES	240	122	53	716 ROTATING ELECTRIC PLANT	8 452	22 332	9 911
122 TOBACCO NFRS	1 179	2 293	1 004	721 OTH POWER GENERATG MACHY	7	82	38
233 RUBBER,SYNTHETIC,RECLAIND	34 474	7 878	3 479	722 AGRIC MACHY,EXC TRACTORS	9 904	13 022	5 974
245 FUEL WOOD NES,CHARCOAL	187	69	30	723 TRACTORS NON-ROAD	3 255	3 108	1 409
247 OTH WOOD ROUGH,SQUARED	8 997	836	374	724 CIVIL ENGINEERG EQUIP ETC	42 349	45 436	20 003
251 PULP AND WASTE PAPER	1 900	404	183	725 TEXTILE,LEATHER MACHNRY	42 715	88 362	39 143
266 SYNTHETIC FIBRE TO SPIN	19 712	6 968	3 104	726 PAPER ETC MILL MACHINERY	6 678	21 888	9 881
267 OTHER MAN-MADE FIBRES	627	68	30	726 PRINTG,BKBLNDG MACHY,PTS	864	2 550	1 104
268 WOOL(EXC TOPS),ANML HAIR	3 576	2 493	1 051	727 FOOD MACHRY NON-DOMESTIC	2 424	6 332	2 766
278 OTHER CRUDE MINERALS	11 165	1 441	664	728 OTH MACHY FOR SPCL INDUS	55 240	87 375	38 654
282 IRON AND STEEL SCRAP	480 338	9 703	4 378	736 MACHINE TOOLS FOR METAL	9 819	30 274	13 235
287 BASE METAL ORES,CONC NES	3 440	380	164	737 METALWORKING MACHNRY NES	5 589	5 674	2 565
				741 HEATING,COOLING EQUIPMNT	11 090	25 963	11 428
				742 PUMPS FOR LIQUIDS ETC	2 630	10 088	4 487



## 7 IMPORTS AND EXPORTS (SPECIAL TRADE) BY COUNTRIES OF PRODUCTION AND CONSUMPTION AND BY GROUPS OF THE SITC-REV. II 1981

GROUP DESCRIPTION	DT = 100 KG	1 000 DM	1 000 \$	GROUP DESCRIPTION	DT = 100 KG	1 000 DM	1 000 \$
743 PUMPS NES,CENTRIFUGES ETC	8 555	17 971	7 928	515 ORG-INORG COMPOUNDS ETC	632	1 122	481
744 MECHANICAL HANDLING EQU	21 436	34 863	15 572	516 OTHER ORGANIC CHEMICALS	14 887	1 841	806
745 NONELEC MACHY,TOOLS NES	9 801	37 025	16 771	522 INORG ELEMNTS,OXIDES,ETC	471 498	32 513	13 815
749 NONELEC MACH PTS,ACC NES	22 280	56 706	24 999	523 OTHR INORGANIC CHEMICALS	115 932	12 624	5 585
751 OFFICE MACHINES	642	2 846	1 260	524 RADIOACTIVE ETC MATERIAL	11 340	332 091	154 415
752 AUTOMATIC DATA PROC EQUIP	275	4 445	2 000	531 SYNT DYE,NAT INDGO,LAKES	43	138	58
759 OFFICE & ADP MCH PTS,ACC	93	1 842	832	541 MEDICINAL ETC PRODUCTS	2 086	8 931	3 990
761 TELEVISION RECEIVERS	1 770	7 631	3 315	551 ESSENTL OIL,PERFUME,ETC	183	789	352
762 RADIO BROADCAST RECEIVRS	938	5 059	2 222	553 PERFUMERY,COSMETICS,ETC	6	72	34
763 SOUND RECORDRS,PHONOGRPH	717	7 570	3 290	562 FERTILIZERS MANUFACTURED	4 250	76	36
764 TELECOM EQPT,PTS,ACC NES	2 297	22 015	9 712	583 PROD OF POLYMERIZING ETC	329 245	47 052	21 092
771 ELECTRIC POWER MACHY NES	836	3 199	1 418	584 CELLULOSE DERIVATIVES ETC	1 735	351	167
772 SWITCHGEAR ETC & PTS NES	4 205	28 512	12 559	592 STARCH,INULIN,GLUTEN,ETC	6 756	3 114	1 425
773 ELECTR DISTRIBUTING MACH	7 348	8 371	3 775	598 MISC CHEMICAL PRODS NES	9 302	646	294
774 ELECTRO-MEDCL,XRAY EQUIP	811	7 670	3 573	613 FUR SPINS TANNED,DRESSED	336	10 584	4 795
775 HOUSEHOLD TYPE EQUIP NES	3 933	6 145	2 691	625 RUBBER TYRES,TUBES	104	81	36
776 TRANSISTORS,VALVES,ETC	536	9 576	4 263	634 VENEERS,PLYWOOD,ETC	124 926	5 709	2 530
778 ELECTRICAL MACHINERY NES	34 014	37 654	16 515	635 WOOD MANUFACTURES NES	34	262	116
781 PASS MOTOR VEH EXC BUSES	25 929	41 615	18 259	641 PAPER AND PAPERBOARD	775 365	53 652	23 663
782 LORRIES,SPCL MTR VEH NES	21 321	29 586	13 041	642 ARTICLES OF PAPER ETC	62	71	30
783 ROAD MOTOR VEHICLES NES	8 993	11 295	4 924	652 COTTON FABRICS,WOVEN	405	304	139
784 MOTOR VEHCL PTS,ACC NES	58 443	119 446	52 699	653 WOVN MAN-MADE FIB FABRIC	4 744	3 144	1 393
786 VEH NES NONMOTR,TRAILERS	8 549	5 794	2 531	657 SPECIAL TEXTILE ETC PROD	263	129	54
791 RAILWAY VEHICLES	1 878	3 375	1 428	658 TEXTILE ARTICLES NES	1 719	987	448
792 AIRCRAFT	137	4 334	1 947	659 FLOOR COVERINGS ETC	4 501	56 018	25 049
793 SHIPS AND BOATS	74	352	148	664 GLASS	87 003	3 659	1 606
812 PLUMB,HEATING,LGHTNG EQU	173	1 078	482	666 POTTERY	79	146	61
821 FURNITURE	1 840	1 701	742	667 PEARL,PREG-,SEMI-P STONE	3	66 996	29 680
831 TRAVEL GOODS,HANDBAGS	53	97	40	671 PIG IRON ETC	204 037	17 160	7 564
842 MENS OUTERWEAR NOT KNIT	63	268	116	672 IRON,STL PRIMARY FORMS	463 560	27 083	12 628
843 WOMENS OUTERWEAR NONKNIT	16	130	49	674 IRN,STL UNIV,PLATE,SHEET	1 141	82	36
845 OUTERWEAR KNIT NONELASTC	31	135	53	678 IRON,STL TUBES,PIPES,ETC	86 699	5 433	2 392
847 TXTL CLTHNG ACCESSRYS NES	76	229	100	679 IRN,STL CASTINGS UNWORKE	7 175	366	162
848 HEADGEAR,NONTXTL CLOTHNG	129	564	250	681 SILVER,PLATINUM,ETC	63	87 235	38 571
871 OPTICAL INSTRUMENTS	79	1 417	627	682 COPPER EXC CEMENT COPPER	22 180	7 711	3 544
872 MEDICAL INSTRUMENTS NES	230	4 603	2 023	683 NICKEL	66 245	89 355	39 519
873 METERS & COUNTERS NES	123	1 049	463	684 ALUMINIUM	50 511	11 412	5 093
874 MEASURING,CONTROLLNG INSTR	1 901	23 781	10 376	689 NON-FER BASE METALS NES	7 624	19 361	8 845
881 PHOTO APPAR & EQUIP NES	294	2 354	1 034	695 TOOLS	3 005	1 066	473
882 PHOTO,CINEMA SUPPLIES	2 120	5 915	2 574	697 BASE MTL HOUSEHOLD EQUIP	41	129	56
884 OPTICAL GOODS NES	51	1 119	488	699 OTHER METAL MANUFACTURES	3 490	1 230	546
885 WATCHES AND CLOCKS	642	5 439	2 399	713 INTRNL COMBUS PISTN ENGN	705	738	329
892 PRINTED MATTER	2 441	3 294	1 471	716 ROTATING ELECTRIC PLANT	5 105	2 239	987
893 ARTICLES OF PLASTIC NES	1 856	2 212	959	723 CIVIL ENGINEERG EQUIP ETC	3 610	3 932	1 686
894 TOYS,SPORTING GOODS,ETC	61	329	138	724 TEXTILE,LEATHER MACHNRY	758	634	370
895 OFFICE SUPPLIES NES	999	3 511	1 553	725 PAPER ETC MILL MACHINERY	144	306	141
896 WORKS OF ART ETC	2	151	69	726 PRINTG,BKBDNG MACHY,PTS	109	233	106
897 GOLD,SILVER WARE,JEWELRY	15	8 938	3 955	728 OTH MACHY FOR SPCL INDUS	14 224	3 709	1 632
898 MUSICAL INSTRUMENTS,PTS	472	2 018	886	736 MACHINE TOOLS FOR METAL	10 639	7 060	3 136
899 OTHER MANUFACTURED GOODS	1 092	6 305	2 756	737 METALWORKING MACHNRY NES	1 699	359	153
USSR				742 PUMPS FOR LIQUIDS ETC	679	907	404
IMPORTS	146 790 669	9 224 847	4 072 441	743 PUMPS NES,CENTRIFUGES ETC	86	265	113
001 LIVE ANIMALS	783	755	330	744 MECHANICAL HANDLING EQU	3 618	2 619	1 150
011 MEAT FRESH,CHILLD,FROZEN	6 241	4 938	2 271	749 NONELEC MACH PTS,ACC NES	2 613	2 265	970
034 FISH FRESH,CHILLD,FROZN	1 599	566	235	761 TELEVISION RECEIVERS	2 588	2 912	1 278
037 FISH ETC PREPD PRSVD NES	3 015	11 125	4 957	773 ELECTR DISTRIBUTING MACH	5	243	107
045 CEREALS NES UNMILLED	1 040	62	30	775 HOUSEHOLD TYPE EQUIP NES	7 788	2 096	920
054 VEG ETC FRSH,SMPLY PRSVD	3 611	5 073	2 311	776 TRANSISTORS,VALVES,ETC	31	137	58
056 VEGTBLES ETC PRSVD,PREPD	13 404	2 104	938	778 ELECTRICAL MACHINERY NES	7 617	2 073	910
057 FRUIT,NUTS,FRESH,DRIED	12 223	5 536	2 534	781 PASS MOTOR VEH EXC BUSES	71 031	32 555	14 473
058 FRUIT PRESERVED,PREPARED	8 404	1 100	497	784 MOTOR VEHCL PTS,ACC NES	2 556	2 953	1 280
061 SUGAR AND HONEY	48 234	8 748	3 870	791 RAILWAY VEHICLES	556	516	233
073 CHOCOLATE AND PRODUCTS	230	70	821	812 PLUMB,HEATING,LGHTNG EQU	552	110	51
074 TEA AND MATE	2 212	1 483	638	821 FURNITURE	42 350	12 147	5 381
075 SPILES	2 267	174	79	843 WOMENS OUTERWEAR NONKNIT	31	61	30
112 ALCOHOLIC BEVERAGES	49 539	29 735	13 255	845 OUTERWEAR KNIT NONELASTC	17	85	38
121 TOBACCO UNMNFCTRD,REFUSE	1 205	776	338	846 UNDERWEAR KNITTED	103	83	38
211 HIDES,SKINS,UNDRESSED	15 439	394	176	847 TXTL CLTHNG ACCESSRYS NES	40	75	36
212 FUR SKINS UNDRRESSED	1 325	51 606	22 941	851 FOOTWEAR	1 778	2 548	1 118
223 SEEDS FOR OTH FIXED OILS	6 061	659	296	871 OPTICAL INSTRUMENTS	241	594	263
232 NATURAL RUBBER,GUMS	1 692	443	188	872 MEDICAL INSTRUMENTS NES	5	159	72
233 RUBBER,SYNTHTIC,RECLAIMD	72 668	15 625	6 909	874 MEASURING,CONTROLLNG INSTR	198	1 400	617
246 PULPWOOD,CHIPS,WOODWASTE	95 777	1 258	627	881 PHOTO APPAR & EQUIP NES	71	592	257
247 OTH WOOD ROUGH,SQUARED	42 922	1 355	612	883 DEVELOPED CINEMA FILM	8	255	112
248 WOOD SHAPED	2 971 304	201 868	88 486	885 WATCHES AND CLOCKS	72	798	340
251 PULP AND WASTE PAPER	899 117	66 168	29 214	892 PRINTED MATTER	2 066	894	396
261 SILK	1 882	1 221	560	893 ARTICLES OF PLASTIC NES	341	86	37
263 COTTON	475 782	178 394	79 820	894 TOYS,SPORTING GOODS,ETC	2 803	1 909	843
265 VEG FIBRE,EXCL COTN JUTE	513	67	33	896 WORKS OF ART ETC	82	5 216	2 322
267 OTHER MAN-MADE FIBRES	26 478	1 851	832	897 GOLD,SILVER WARE,JEWELRY	8	412	181
271 FERTILIZERS,CRUDE	3 866 119	66 427	29 657	898 MUSICAL INSTRUMENTS,PTS	783	861	389
273 STONE,SAND AND GRAVEL	83 991	1 752	774	899 OTHER MANUFACTURED GOODS	22	1 664	741
274 SULPHUR ETC	80 269	615	283	951 WAR FIREARMS,AMMUNITION	18	133	57
277 NATURAL ABRASIVES NES		203	88	961 COIN NONGOLD,NONCURRENT	9	902	445
278 OTHER CRUDE MINERALS	438 249	20 330	9 111	971 GOLD,NON MONETARY NES	94	311 288	132 917
282 IRON AND STEEL SCRAP	1 723 751	21 540	9 707	972 GOLD COIN		1 402	632
288 NONFERR METAL SCRAP NES	67 214	8 623	3 795	EXPORTS	34 799 281	7 621 446	3 394 066
291 CRUDE ANIMAL MTRIALS NES	79 641	8 371	3 740	001 LIVE ANIMALS	3 122	1 513	653
292 CRUDE VEG MATERIALS NES	9 134	3 060	1 262	011 MEAT FRESH,CHILLD,FROZEN	425 109	158 343	69 604
322 COAL,LIGNITE,PEAT	710 928	13 055	5 907	014 MEAT PREPD,PRSVD,NES ETC	219	116	55
333 CRUDE PETROLEUM				022 MILK AND CREAM	2 500	612	292
334 PETROLEUM PRODUCTS,REFIN	34 623 282	2 364 964	1 037 720	041 WHEAT ETC UNMILLED	1 992	183	81
335 RESIDUAL PETRLM PROD NES	5 892 545	386 654	170 138	043 BARLEY UNMILLED	113 617	4 231	1 851
341 GAS NATURAL AND MANUFCTO				044 MAIZE UNMILLED	1 638	367	151
411 ANIMAL OILS AND FATS	2 790	180	79	045 CEREALS NES UNMILLED	6 214	577	257
423 FIXED VEG OILS,SOFT	17 305	2 399	1 078	046 WHEAT ETC MEAL OR FLOUR	2 301 692	178 910	81 253
424 FIXED VEG OIL NONSOFT	1 814	206	94	048 CEREAL ETC PREPARATIONS	96 701	7 131	3 251
431 PRECSD ANML VEG OIL,ETC	463	459	202	054 VEG ETC FRSH,SMPLY PRSVD	13 654	30 726	14 244
511 HYDROCARBONS NES,DERIVS	675 140	36 599	15 847	056 VEGTBLES ETC PRSVD,PREPD	7 350	1 944	807
512 ALCOHOLS,PHENOLS,ETC	253 315	10 625	4 534	061 SUGAR AND HONEY	2 051 712	275 678	122 497
513 ORGANIC ACIDS,ETC	7 912	919	407	071 COFFEE AND SUBSTITUTES	25	95	44
514 NITROGEN-FUNCTN COMPOUNDS	1 087	1 156	511	081 FEEDING STUFF FOR ANMLS	4 179 684	229 248	107 039

## 7 IMPORTS AND EXPORTS (SPECIAL TRADE) BY COUNTRIES OF PRODUCTION AND CONSUMPTION AND BY GROUPS OF THE SITC-REV. II 1981

GROUP DESCRIPTION	DT = 100 KG	1 000 DM	1 000 \$	GROUP DESCRIPTION	DT = 100 KG	1 000 DM	1 000 \$
098 EDIBLE PRODUCTS,PREPS NES	31 956	13 543	6 485	741 HEATING,COOLING EQUIP*NT	20 603	91 692	41 004
112 ALCOHOLIC BEVERAGES	2 226	557	236	742 PUMPS FOR LIQUIDS ETC	8 594	32 040	14 369
122 TOBACCO MFRS	176	310	136	743 PUMPS NES,CENTRIFUGES ETC	10 907	43 718	19 407
222 SEEDS FOR'SOFT'FIXED OIL	814	181	84	744 MECHANICAL HANDLING EQU	72 493	112 687	50 176
233 RUBBER,SYNTHETIC,RECLAIND	32 007	17 897	7 943	745 NONELEC MACHY,TOOLS NES	22 076	100 254	45 154
248 WOOD SHAPED	1 968	1 175	513	749 NONELEC MACH PTS,ACC NES	89 454	116 300	51 444
266 SYNTHETIC FIBRE TO SPIN	86 977	44 893	19 507	751 OFFICE MACHINES	1 021	6 365	2 803
278 OTHER CRUDE MINERALS	8 275	2 276	1 053	752 AUTOMATIC DATA PROC EQUIP	363	10 881	4 815
287 BASE METAL ORES,CONC NES	9 877	2 351	1 057	759 OFFICE & ADP MCH PTS,ACC	417	5 401	2 407
292 CRUDE VEG MATERIALS NES	10 003	21 339	9 724	761 TELEVISION RECEIVERS	60	776	352
334 PETROLEUM PRODUCTS,REFIN	71 205	12 330	5 612	762 RADIO BROADCAST RECEIORS	16	127	56
335 RESIDUAL PETRLM PROD NES	407 483	22 806	10 083	763 SOUND RECORDRS,PHONOGRPH	118	4 701	2 035
411 ANIMAL OILS AND FATS	7 207	977	457	764 TELECOM EQPT,PTS,ACC NES	409	8 833	3 900
423 FIXED VEG OILS,SOFT	90 122	17 120	7 662	771 ELECTRIC POWER MACHY NES	524	2 658	1 176
424 FIXED VEG OIL NONSOFT	14 297	2 507	1 134	772 SWITCHGEAR ETC & PTS NES	1 564	24 139	10 812
431 PROCESD ANML VEG OIL,ETC	13 096	2 319	1 056	773 ELECTR DISTRIBUTING MACH	17 942	11 651	5 187
511 HYDROCARBONS NES,DERIVS	264 001	22 521	10 111	774 ELECTRO-MEDCL,XRAY EQUIP	1 439	25 879	11 247
512 ALCOHOLS,PHENOLS,ETC	411 556	78 082	34 979	775 HOUSEHOLD TYPE EQUIP NES	217	1 149	523
513 ORGANIC ACIDS,ETC	152 041	37 212	16 547	776 TRANSISTORS,VALVES,ETC	23	2 753	1 227
514 NITROGEN-FUNCTN COMPOUNDS	130 703	82 435	37 241	778 ELECTRICAL MACHINERY NES	153 262	98 670	43 732
515 ORG-INORG COMPOUNDS ETC	33 024	16 843	7 763	781 PASS MOTOR VEH EXC BUSES	2 622	4 938	2 124
516 OTHER ORGANIC CHEMICALS	43 646	18 366	8 125	782 LORRIES,SPCL MTR VEH NES	5 357	11 876	5 194
522 INORG ELEMNTS,OXIDES,ETC	299 059	47 219	20 955	783 ROAD MOTOR VEHICLES NES	517	666	286
523 OTHR INORGANIC CHEMICALS	53 105	7 354	3 349	784 MOTOR VEHCL PTS,ACC NES	32 554	99 225	44 023
524 RADIOACTIVE ETC MATERIALS	3	935	416	786 VEH NES NONMOTR,TRAILERS	31 785	11 849	5 258
531 SYNT DYE,MAT INDOGO,LAKES	16 731	42 722	19 376	791 RAILWAY VEHICLES	21 005	5 229	2 351
532 DYES NES,TANNING PRODS	3 741	692	321	793 SHIPS AND BOATS	24	304	133
533 PIGMENTS,PAINTS,ETC	103 164	57 509	25 691	801 INDUSTRIAL PLANT,CHAP 90	347	5 637	2 539
541 MEDICINAL ETC PRODUCTS	495	3 860	1 724	812 PLUMB,HEATING,LGHTNG EQU	847	1 383	621
551 ESSENTL OIL,PERFUME,ETC	493	3 583	1 540	821 FURNITURE	1 954	3 552	1 621
553 PERFUMERY,COSMETICS,ETC	37 145	25 174	10 917	831 TRAVEL GOODS,HANDBAGS	67	240	113
554 SOAPS,CLEANING ETC PREPS	387 443	111 213	50 084	842 MENS OUTERWEAR NOT KNIT	153	1 503	652
562 PROD OF CONDENSATION ETC	221 178	112 047	50 719	843 WOMENS OUTERWEAR NONKNIT	385	4 190	1 882
583 PROD OF POLYMERIZING ETC	584 899	173 724	76 826	845 OUTERWEAR KNIT NONELASTC	115	1 167	514
584 CELLULOSE DERIVATIVES ETC	114 849	29 757	13 338	846 UNDERWEAR KNITTED	1 028	8 077	3 804
585 PLASTIC MATERIALS NES	17 807	5 647	2 498	847 TXTL CLTHNG ACCESRYS NES	18	305	146
591 PESTICIDES,DISINFECTANTS	28 144	23 842	11 174	848 HEADGEAR,NONTXTL CLOTHNG	10	169	76
592 STARCH,INULIN,GLUTEN,ETC	32 629	11 003	4 869	851 FOOTWEAR	2 643	13 815	6 075
598 MISC CHEMICAL PRODS NES	154 420	69 751	30 999	871 OPTICAL INSTRUMENTS	407	17 069	7 461
605 INDUSTRIAL PLANT,CHAP 73	21 420	32 773	14 291	872 MEDICAL INSTRUMENTS NES	461	11 719	5 156
607 INDUSTRIAL PLANT,CHAP 82	3 247	6 426	2 729	873 METERS & COUNTERS NES	347	1 469	664
611 LEATHER	638	2 076	856	874 MEASURING,CONTROLLING INSTR	12 591	141 905	63 212
612 LEATHER ETC MANUFACTURES	1 944	3 862	1 654	881 PHOTO APPAR & EQUIP NES	986	11 994	5 409
621 MATERIALS OF RUBBER	7 291	7 336	3 237	882 PHOTO,CINEMA SUPPLIES	1 804	2 833	1 237
625 RUBBER TYRES,TUBES	1 603	1 623	720	883 DEVELOPED CINEMA FILM	2	140	59
628 RUBBER ARTICLES NES	41 965	34 344	14 935	884 OPTICAL GOODS NES	167	4 934	2 218
634 VENEERS,PLYWOOD,ETC	10 989	4 503	2 057	885 WATCHES AND CLOCKS	2	89	43
635 WOOD MANUFACTURES NES	677	376	164	892 PRINTED MATTER	11 471	40 826	17 542
641 PAPER AND PAPERBOARD	312 470	84 719	37 422	893 ARTICLES OF PLASTIC NES	43 591	28 805	12 837
642 ARTICLES OF PAPER ETC	72 954	26 817	11 887	894 TOYS,SPORTING GOODS,ETC	144	615	274
651 TEXTILE YARN AND THREAD	131 325	131 825	58 467	895 OFFICE SUPPLIES NES	166	923	406
652 COTTON FABRICS,WOVEN	4 466	8 612	3 713	896 WORKS OF ART ETC	1	137	61
653 WOVN MAN-MADE FIB FABRIC	41 622	71 663	32 119	897 GOLD,SILVER WARE,JEWELRY	1	2 077	1 000
655 KNIT ETC FABRICS	7 158	15 158	6 844	898 MUSICAL INSTRUMENTS,PTS	1 656	6 850	3 036
656 LACE,RIBBONS,TULLE,ETC	704	1 357	588	899 OTHER MANUFACTURED GOODS	276	782	337
657 SPECIAL TEXTILE ETC PROD	47 632	33 122	14 251	941 ZOO ANIMALS,PETS	15	117	51
658 TEXTILE ARTICLES NES	29	244	107				
659 FLOOR COVERINGS ETC	793	1 412	621	POLAND			
661 CEMENT ETC BUILDING PROD	15 570	3 111	1 431				
662 CLAY,REFRACTORY BLDG PRD	43 097	6 026	2 621	IMPORTS	29 259 769	2 127 805	943 186
663 OTH NONMETAL MINERAL MFS	47 823	30 741	13 585				
664 GLASS	1 330	1 354	582	001 LIVE ANIMALS	81 395	26 320	11 567
665 GLASSWARE	125	893	383	011 MEAT FRESH,CHILLD,FROZEN	209 614	125 338	55 512
667 PEARL,PREC-,SEMI-P STONE	100	192	88	014 MEAT PREPD,PRSV,D,NES ETC	71 024	34 391	15 490
671 PIG IRON ETC	1 888	1 280	579	024 CHEESE AND CURD	271	100	50
672 IRON,STL PRIMARY FORMS	175 395	12 533	5 597	034 FISH FRESH,CHILLED,FROZN	54 966	16 913	7 515
673 IRON AND STEEL SHAPES	403 887	37 143	17 102	036 SHELL FISH FRESH,FROZEN	20 469	2 825	1 297
674 IRN,STL UNIV,PLATE,SHEET	9 352 413	753 679	336 175	037 FISH ETC PREPD PRSV,D NES	2 004	393	177
675 IRON,STEEL HOOP,STRIP	2 398 684	306 762	137 122	045 CEREALS NES UNMILLED	7 815	751	340
677 IRN,STL WIRE EXCL W ROD	36 467	8 965	3 920	048 CEREAL ETC PREPARATIONS	19 203	2 538	1 127
678 IRON,STL TUBES,PIPES,ETC	7 181 327	878 837	386 925	054 VEG ETC FRSH,SMPLY PRSV,D	180 875	48 400	21 257
679 IRN,STL CASTINGS UNWORKE	26 565	6 169	2 779	056 VEGTBLES ETC PRSV,D,PREPD	59 779	4 511	2 063
681 SILVER,PLATINUM,ETC	2	5 886	2 490	057 FRUIT,NUTS,FRESH,DRIED	33 566	5 316	2 191
682 COPPER ETC CEMENT COPPER	26 413	43 401	19 170	058 FRUIT PRESERVED,PREPARED	327 952	48 728	21 584
683 NICKEL	172	459	197	061 SUGAR AND HONEY	35 635	1 139	530
684 ALUMINIUM	22 712	15 955	7 016	062 SUGAR PREPS NON-COCOA	1 693	560	251
685 LEAD	6 704	1 295	533	071 COFFEE AND SUBSTITUTES	219	99	43
686 ZINC	2 508	348	162	073 CHOCOLATE AND PRODUCTS	14 274	2 942	1 317
689 NON-FER BASE METALS NES	590	3 396	1 504	075 SPICES	8 419	1 761	783
691 STRUCTURES AND PARTS NES	13 175	8 450	4 058	081 FEEDING STUFF FOR ANIMLS	6 062	195	89
692 METAL TANKS,BOXES,ETC	441	963	444	112 ALCOHOLIC BEVERAGES	7 599	3 058	1 370
693 WIPE PRODUCTS NON ELECTR	26 255	10 257	4 578	121 TOBACCO UNMNFCTRD,REFUSE	19 259	9 650	4 285
694 STL,COPPR NAILS,NUTS,ETC	341	726	324	211 HIDES,SKINS,UNDPRESSED	43 895	1 129	512
695 TOOLS	3 403	23 472	10 466	212 FUR SKINS UNDPRESSED	1 011	28 568	12 886
696 CUTLERY	4	136	59	222 SEEDS FOR'SOFT'FIXED OIL	2 070	141	64
697 BASE MTL HOUSEHOLD EQUIP	785	756	333	223 SEEDS FOR OTH FIXED OILS	2 188	311	148
699 OTHER METAL MANUFACTURES	36 811	12 126	5 379	233 RUBBER,SYNTHETIC,RECLAIND	61 677	11 004	4 909
700 INDUSTRIAL PLANT,CHAP 84	135 668	374 801	166 760	245 FUEL WOOD NES,CHARCOAL			
703 INDUSTRIAL PLANT,CHAP 85	7 658	38 530	16 679	246 PULPMOOD,CHIPS,WOODWASTE	745 915	7 715	3 359
711 STEAM BOILERS & AUX PLNT	863	1 176	484	247 OTH WOOD ROUGH,SQUARED	425 851	8 095	3 486
712 STEAM ENGINES,TURBINES	76	222	98	248 WOOD SHAPED	762 257	37 183	16 530
713 INTRNL COMBUS PISTN ENGN	6 929	21 054	9 474	267 OTHER MAN-MADE FIBRES	4 922	472	208
714 ENGINES & MOTORS NES	189	232	97	269 WASTE OF TEXTILE FABRICS	11 911	293	128
716 ROTATING ELECTRIC PLANT	4 045	14 411	6 354	273 STONE,SAND AND GRAVEL	3 317 595	2 480	1 085
718 OTH POWER GENERATG MACHY	150	685	304	274 SULPHUR ETC	1 084 533	26 739	11 635
721 AGRIC MACHY,EXC TRACTORS	979	2 751	1 253	278 OTHER CRUDE MINERALS	174 529	2 043	904
722 TRACTORS NON-ROAD	1 036	2 051	910	282 IRON AND STEEL SCRAP	124 444	2 403	1 053
723 CIVIL ENGINEERG EQUIP ETC	100 417	125 426	55 876	288 NONFERR METAL SCRAP NES	64 311	5 356	2 334
724 TEXTILE,LEATHER MACHNRY	19 416	108 663	48 799	289 PREC METAL ORE,WASTE NES	1	87	39
725 PAPER ETC MILL MACHINERY	3 197	15 777	7 041	291 CRUDE ANIMAL MTRIALS NES	38 419	16 007	7 227
726 PRINTG,BK5INDG MACHY,PTS	10 005	51 848	22 880	292 CRUDE VEG MATERIALS NES	55 159	14 284	6 455
727 FOOD MACHRY NON-DOMESTIC	3 037	17 885	7 669	322 COAL,LIGNITE,PEAT	12 517 516	177 266	78 225
728 OTH MACHY FOR SPCL INDUS	102 833	285 971	128 215	323 BRIQUETS,COKE,SEMI-COKE	18 930	320	139
736 MACHINE TOOLS FOR METAL	159 579	608 357	268 225	334 PETROLEUM PRODUCTS,REFIN	1 345 430	83 533	36 800
737 METALWORKING MACHNRY NES	15 887	29 460	13 208	335 RESIDUAL PETRLM PROD NES	363 706	16 925	7 367

## 7 IMPORTS AND EXPORTS (SPECIAL TRADE) BY COUNTRIES OF PRODUCTION AND CONSUMPTION AND BY GROUPS OF THE SITC-REV. II 1981

GROUP DESCRIPTION	DT = 100 KG	1 000 DM	1 000 \$	GROUP DESCRIPTION	DT = 100 KG	1 000 DM	1 000 \$
341 GAS NATURAL AND MANUFACTURED				831 TRAVEL GOODS, HANDBAGS	1 266	4 338	1 910
411 ANIMAL OILS AND FATS	247	105	47	842 MENS OUTERWEAR NOT KNIT	11 784	50 639	22 353
423 FIXED VEG OILS, SOFT	15 959	2 002	918	843 WOMENS OUTERWEAR NONKNIT	18 359	97 074	43 167
431 PROCESSED ANML VEG OIL, ETC	18 731	995	445	844 UNDERWEAR NOT KNIT	9 553	35 062	15 586
511 HYDROCARBONS NES, DERIVS	303 291	32 944	15 052	845 OUTERWEAR KNIT NONELASTC	5 356	22 966	10 242
512 ALCOHOLS, PHENOLS, ETC	171 592	7 083	3 166	846 UNDERWEAR KNITTED	12 894	20 750	9 189
513 ORGANIC ACIDS, ETC	3 141	1 102	485	847 TXTL CLTHNG ACCESSRY NES	837	1 984	894
514 NITROGEN-FUNCTN COMPOUNDS	20 746	3 563	1 546	848 HEADGEAR, NONTXL CLOTHNG	1 292	14 042	6 146
515 ORG-INORG COMPOUNDS ETC	15 832	4 577	2 085	851 FOOTWEAR	10 668	18 379	8 206
516 OTHER ORGANIC CHEMICALS	11 564	1 352	596	871 OPTICAL INSTRUMENTS	253	876	386
522 INORG ELEMNTS, OXIDES, ETC	488 000	13 140	5 788	872 MEDICAL INSTRUMENTS NES	194	1 690	740
523 OTHR INORGANIC CHEMICALS	390 469	11 654	5 017	873 METERS & COUNTERS NES	225	226	98
531 SYNT DYE, NAT INDGO, LAKES	746	872	404	874 MEASURING, CONTROLLING INSTR	2 738	6 990	3 099
533 PIGMENTS, PAINTS, ETC	7 334	1 783	807	881 PHOTO APPAR & EQUIPT NES	497	394	185
541 MEDICINAL ETC PRODUCTS	234	2 307	1 023	883 DEVELOPED CINEMA FILM	1	118	54
551 ESSENTIAL OIL, PERFUME, ETC	51	124	52	884 OPTICAL GOODS NES	18	185	84
553 PERFUMERY, COSMETICS, ETC	43	170	81	885 WATCHES AND CLOCKS	62	347	149
554 SOAPS, CLEANING ETC PREPS	4 434	902	398	892 PRINTED MATTER	2 559	1 453	644
562 FERTILIZERS MANUFACTURED	95 147	3 108	1 355	893 ARTICLES OF PLASTIC NES	245	169	75
572 EXPLOSIVES, PYROTECH PROD	7 220	997	428	894 TOYS, SPORTING GOODS, ETC	13 816	6 376	2 815
582 PROD OF CONDENSATION ETC	167 507	8 413	3 763	895 OFFICE SUPPLIES NES	283	77	34
583 PROD OF POLYMERIZING ETC	112 789	16 956	7 531	896 WORKS OF ART ETC	68	1 061	473
584 CELLULOSE DERIVATIVES ETC	6 662	1 490	659	897 GOLD, SILVER WARE, JEWELRY	9	1 069	549
592 STARCH, INULIN, GLUTEN, ETC	22 464	10 470	4 718	898 MUSICAL INSTRUMENTS, PTS	1 278	1 200	579
598 MISC CHEMICAL PRODS NES	33 465	3 017	1 334	899 OTHER MANUFACTURED GOODS	10 303	6 658	2 982
611 LEATHER	78	575	260	941 ZOO ANIMALS, PETS	700	276	258
613 FUR SKINS TANNED, DRESSED	187	3 020	1 349	961 COIN NONGOLD, NONCURRENT	14	1 309	583
621 MATERIALS OF RUBBER	12 875	3 015	1 335				
625 RUBBER TYRES, TUBES	12 120	6 684	2 962	EXPORTS	8 872 580	2 159 877	959 675
628 RUBBER ARTICLES NES	343	210	93				
634 VENEERS, PLYWOOD, ETC	31 608	3 808	1 695	011 MEAT FRESH, CHILDP, FROZEN	431 093	104 303	45 269
635 WOOD MANUFACTURES NES	29 893	5 031	2 231	012 MEAT DRIED, SALTED, SMOKED	938	175	73
641 PAPER AND PAPERBOARD	220 744	14 096	6 173	014 MEAT PREPD, PRSVD, NES ETC	5 396	3 360	1 466
642 ARTICLES OF PAPER ETC	760	265	117	022 MILK AND CREAM	6 199	3 088	1 355
651 TEXTILE YARN AND THREAD	3 111	1 896	845	023 BUTTER	198 473	65 551	30 851
652 COTTON FABRICS, WOVEN	3 406	4 022	1 777	024 CHEESE AND CURD	211	161	63
653 WOVN MAN-MADE FIB FABRIC	5 614	4 308	1 957	034 FISH FRESH, CHILLED, FROZN	23 432	3 637	1 697
654 OTH WOVEN TEXTILE FABRIC	4 332	7 973	3 498	037 FISH ETC PREPD PRSVD NES	309	139	59
655 KNIT ETC FABRICS	841	905	396	041 WHEAT ETC UNMILLED	793 014	30 253	13 804
656 LACE, RIBBONS, TULLE, ETC	694	675	305	042 RICE	2 838	532	233
657 SPECIAL TEXTILE ETC PROD	1 052	998	442	044 MAIZE UNMILLED	150	188	90
658 TEXTILE ARTICLES NES	17 155	15 709	7 010	045 CEREALS NES UNMILLED	1 849 790	61 392	25 733
659 FLOOR COVERINGS ETC	2 729	217	96	046 WHEAT ETC MEAL OR FLOUR	619 295	36 520	17 375
661 CEMENT ETC BUILDING PROD	203 484	2 025	886	047 OTHER CEREAL MEALS, FLOUR	204 299	17 673	7 824
662 CLAY, REFRACTORY BLDG PRD	17 899	1 215	548	048 CEREAL ETC PREPARATIONS	6 169	639	279
663 OTH NONMETAL MINERAL MFS	29 369	1 758	789	054 VEG ETC FRSH, SMPLY PRSVD	2 166	677	286
664 GLASS	115 102	3 453	1 529	056 VEGTBLES ETC PRSVD, PREPD	598	143	61
665 GLASSWARE	122 147	10 051	4 497	057 FRUIT, NUTS, FRESH, DRIED	2 685	965	426
666 POTTERY	797	398	179	058 FRUIT PRESERVED, PREPARED	91 097	11 385	4 744
672 IRON, STL PRIMARY FORMS	110 251	4 463	1 922	061 SUGAR AND HONEY	421	330	137
673 IRON AND STEEL SHAPES	1 406 307	93 771	41 261	062 SUGAR PREPS NON-COCOA	1 255	1 535	675
674 IRN, STL UNIV, PLATE, SHEET	609 521	35 350	15 699	071 COFFEE AND SUBSTITUTES	1 799	1 648	745
675 IRON, STEEL HOOP, STRIP	54 834	3 757	1 618	072 COCOA	6 693	4 210	1 828
676 RAILWAY RAILS ETC IRN, STL	16 530	837	497	073 CHOCOLATE AND PRODUCTS	578	530	224
677 IRN, STL WIRE EXCL W ROD	16 326	1 086	4 409	074 TEA AND MATE	444	324	138
678 IRON, STL TUBES, PIPES, ETC	59 017	10 008	1 859	081 FEEDING STUFF FOR ANMLs	226 290	22 418	10 188
679 IRN, STL CASTINGS UNWORKE	45 235	4 159	22 884	091 MARGARINE AND SHORTENING	3 141	7 720	320
681 SILVER, PLATINUM, ETC	641	50 718	135 894	098 EDIBLE PRODCTS, PREPS NES	11 206	7 049	3 056
682 COPPER EXC CEMENT COPPER	779 597	307 534	1 518	111 NON-ALCOHOL BEVERAGES NES	3 698	422	187
686 ZINC	16 565	3 442	47	112 ALCOHOLIC BEVERAGES	12 970	2 138	945
689 NON-FER BASE METALS NES	42	112	7 319	122 TOBACCO MFRS	993	1 870	821
691 STRUCTURES AND PARTS NES	117 789	16 580	2 830	211 HIDES, SKINS, UNRESSED	317	116	49
692 METAL TANKS, BOXES, ETC	25 147	6 337	1 213	222 SEEDS FOR SOFT-FIXED OIL	461	144	59
693 WIRE PRODUCTS NON ELECTR	22 787	2 716	4 609	235 RUBBER, SYNTHETIC, RECLAIMD	6 856	1 914	895
694 STL, COPPR NAILS, NUTS, ETC	96 032	10 344	4 083	248 WOOD NES, CHARCOAL	21	85	42
695 TOOLS	13 590	9 142	1 725	251 PULP AND WASTE PAPER	144	64	31
697 BASE MTL HOUSEHOLD EQUIP	16 482	3 795	5 506	263 COTTON	3 336	452	204
699 OTHER METAL MANUFACTURES	72 827	12 344	60	266 SYNTHETIC FIBRE TO SPIN	8 113	2 545	1 145
711 STEAM BOILERS & AUX PLNT	738	132	891	267 OTHER MAN-MADE FIBRES	37 732	13 276	5 759
713 INTRNL COMBUS PISTN ENGN	3 504	2 067	2 617	268 OTHER MAN-MADE FIBRES	13 898	4 422	1 942
716 ROTATING ELECTRIC PLANT	10 940	5 882	683	269 WASTE OF TEXTILE FABRICS	970	548	239
721 AGRIC MACHY, EXC TRACTORS	7 555	1 511	482	273 STONE, SAND AND GRAVEL	300	80	34
722 TRACTORS NON-ROAD	3 184	1 107	827	278 OTHER CRUDE MINERALS	53 815	1 069	466
724 TEXTILE, LEATHER MACHNRY	6 009	1 841	280	287 BASE METAL ORES, CONC NES	64 384	1 796	810
727 FOOD MACHRY NON-DOMESTIC	583	626	6 534	291 CRUDE ANIMAL MTRIALS NES	961 158	42 104	18 784
728 OTH MACHY FOR SPCL INDUS	50 447	14 683	4 599	292 CRUDE VEG MATERIALS NES	44	148	68
736 MACHINE TOOLS FOR METAL	10 372	10 173	827	334 PETROLEUM PRODUCTS, REFIN	6 102	9 760	4 435
737 METALWORKING MACHNRY NES	5 310	1 898	854	335 RESIDUAL PETRLM PROD NES	113 884	24 168	10 732
741 HEATING, COOLING EQUIPMNT	4 738	1 919	79	411 ANIMAL OILS AND FATS	77 188	8 741	3 958
742 PUMPS FOR LIQUIDS ETC	216	176	517	423 FIXED VEG OILS, SOFT	193	99	42
743 PUMPS NES, CENTRIFUGES ETC	67 411	10 451	951	424 FIXED VEG OIL NONSOFT	3 219	699	305
744 MECHANICAL HANDLING EQU	1 795	2 127	910	431 PROCESSED ANML VEG OIL, ETC	13 551	2 128	856
745 NONELEC MACHY, TOOLS NES	2 584	2 074	207	511 HYDROCARBONS NES, DERIVS	132 276	18 716	8 347
749 NONELEC MACH PTS, ACC NES	25 241	14 858	72	513 ORGANIC ACIDS, ETC	51 530	8 893	4 045
751 OFFICE MACHINES	227	464	1 038	514 NITROGEN-FUNCTN COMPOUNDS	116 899	26 169	11 889
752 AUTOMATIC DATA PROC EQUIP	42	162	9 013	515 ORG-INORG COMPOUNDS ETC	35 703	9 310	4 115
761 TELEVISION RECEIVERS	1 944	2 221	1 526	516 OTHER ORGANIC CHEMICALS	20 607	13 625	6 089
762 RADIO BROADCAST RECEIVERS	7 017	20 131	2 746	522 INORG ELEMNTS, OXIDES, ETC	23 157	17 474	7 779
763 SOUND RECORDRS, PHONOGRFH	3 397	3 356	795	523 OTHR INORGANIC CHEMICALS	36 345	10 323	4 630
764 TELECOM EQPT, PTS, ACC NES	3 468	6 176	426	524 RADIOACTIVE ETC MATERIAL	175 390	11 401	5 064
771 ELECTRIC POWER MACHY NES	4 969	1 776	3 352	531 SYNT DYE, NAT INDGO, LAKES	47 499	11 154	4 954
772 SWITCHGEAR ETC & PTS NES	2 779	7 504	3 273	532 DYES NES, TANNING PRODS		73	33
773 ELECTR DISTRIBUTING MACH	805	965	5 001	533 PIGMENTS, PAINTS, ETC	3 610	10 531	4 724
775 HOUSEHOLD TYPE EQUIP NES	12 508	7 365	6 434	541 MEDICINAL ETC PRODUCTS	3 728	17 279	7 689
778 ELECTRICAL MACHINERY NES	45 308	11 346	263	551 ESSENTIAL OIL, PERFUME, ETC	11 138	41 361	18 046
781 PASS MOTOR VEH EXC BUSES	22 022	14 197	37	553 PERFUMERY, COSMETICS, ETC	897	1 509	655
782 LORRIES, SPCL MTR VEH NES	540	558	679	554 SOAPS, CLEANING ETC PREPS	2 487	2 257	1 009
783 ROAD MOTOR VEHICLES NES	133	84	934	562 FERTILIZERS MANUFACTURED	44 338	10 946	4 759
784 MOTOR VEHCL PTS, ACC NES	1 825	1 541	448	563 PROD OF CONDENSATION ETC	295 104	10 204	4 175
785 MOTOR & OTHER CYCLES ETC	4 258	2 124	51	583 PROD OF POLYMERIZING ETC	48 211	30 316	13 526
786 VEH NES NONMOTR, TRAILERS	4 097	1 008	1 361	584 CELLULOSE DERIVATIVES ETC	144 807	42 300	18 800
792 AIRCRAFT	32	115	1 138	585 PLASTIC MATERIALS NES	3 844	2 603	1 170
793 SHIPS AND BOATS	6 713	3 115	31 471		2 270	1 361	611
812 PLUMBS, HEATNG, LGHTNG EQU	12 466	2 519					
821 FURNITURE	202 540	70 710					

## 7 IMPORTS AND EXPORTS (SPECIAL TRADE) BY COUNTRIES OF PRODUCTION AND CONSUMPTION AND BY GROUPS OF THE SITC-REV. II 1981

GROUP DESCRIPTION	DT = 100 KG	1 000 DM	1 000 \$	GROUP DESCRIPTION	DT = 100 KG	1 000 DM	1 000 \$
591 PESTICIDES, DISINFECTANTS	19 446	24 082	10 914	851 FOOTWEAR	158	296	129
592 STARCH, INULIN, GLUTEN, ETC	19 129	3 258	1 442	871 OPTICAL INSTRUMENTS	93	370	166
598 MISC CHEMICAL PRODS NES	107 562	34 231	15 297	872 MEDICAL INSTRUMENTS NES	234	5 012	2 205
605 INDUSTRIAL PLANT, CHAP 73	1 762	975	455	873 METERS & COUNTERS NES	76	702	307
611 LEATHER	1 706	5 346	2 342	874 MEASURING, CONTROLLING INSTR	1 519	18 110	8 113
612 LEATHER ETC MANUFACTURES	926	974	431	881 PHOTO APPAR & EQUIPT NES	63	758	342
613 FUR SKINS TANNED, DRESSED	173	1 514	679	882 PHOTO, CINEMA SUPPLIES	1 193	2 297	1 037
621 MATERIALS OF RUBBER	4 185	1 982	874	884 OPTICAL GOODS NES		94	38
625 RUBBER TYRES, TUBES	3 838	2 569	1 125	885 WATCHES AND CLOCKS	161	1 540	689
628 RUBBER ARTICLES NES	6 245	9 617	4 335	892 PRINTED MATTER	7 114	8 340	3 776
634 VENEERS, PLYWOOD, ETC	741	134	61	893 ARTICLES OF PLASTIC NES	6 807	6 030	2 659
635 WOOD MANUFACTURES NES	688	278	121	894 TOYS, SPORTING GOODS, ETC	1 231	987	435
641 PAPER AND PAPERBOARD	63 984	14 815	6 580	895 OFFICE SUPPLIES NES	139	654	290
642 ARTICLES OF PAPER ETC	11 696	4 606	2 055	896 WORKS OF ART ETC	22	649	283
651 TEXTILE YARN AND THREAD	16 571	18 267	7 992	897 GOLD, SILVER WARE, JEWELRY	6	711	318
652 COTTON FABRICS, WOVEN	10 446	28 278	12 471	898 MUSICAL INSTRUMENTS, PTS	773	3 367	1 448
653 WOVN MAN-MADE FIB FABRIC	15 995	41 087	18 149	899 OTHER MANUFACTURED GOODS	866	6 449	2 798
654 OTH WOVEN TEXTILE FABRIC	5 623	17 226	7 439	971 GOLD, NON MONETARY NES		151	65
655 KNIT ETC FABRICS	4 183	12 626	5 563				
656 LACE, RIBBONS, TULLE, ETC	441	2 308	1 007	CZECHOSLOVA			
657 SPECIAL TEXTILE ETC PROD	12 387	22 277	9 931	IMPORTS	58 469 915	2 069 449	919 752
658 TEXTILE ARTICLES NES	256	476	215				
659 FLOOR COVERINGS ETC	331	756	337	001 LIVE ANIMALS	6 809	2 164	971
661 CEMENT ETC BUILDING PROD	1 335	109	47	011 MEAT FRESH, CHILLD, FROZEN	95 496	70 079	30 848
662 CLAY, REFRACTORY BLDG PRD	15 298	3 616	1 575	014 MEAT PREP, PRSVD, NES ETC	3 646	2 601	1 135
663 OTH NONMETAL MINERAL MFS	16 188	12 993	5 755	025 EGGS, BIRDS, FRESH, PRSRVD	2 718	412	184
664 GLASS	6 368	2 364	1 042	034 FISH FRESH, CHILLED, FROZN	11 233	4 430	2 022
665 GLASSWARE	258	407	191	036 SHELL FISH FRESH, FROZEN	626	232	101
671 PIG IRON ETC	100 683	3 541	1 672	043 BARLEY UNMILLED	1 360	89	42
673 IRON AND STEEL SHAPES	143 265	20 602	9 411	048 CEREAL ETC PREPARATIONS	173 015	8 273	3 818
674 IRN, STL UNIV, PLATE, SHEET	304 526	34 289	15 755	054 VEG ETC FRSH, SMPLY PRSVD	134 008	25 276	11 486
675 IRON, STEEL HOOP, STRIP	97 921	15 723	7 048	056 VEGTBLES ETC PRSVD, PREPD	58 328	6 295	2 819
677 IRN, STL WIRE EXCL W ROD	16 084	5 493	2 486	057 FRUIT, NUTS, FRESH, DRIED	35 121	3 085	1 287
678 IRON, STL TUBES, PIPES, ETC	103 577	29 045	12 878	058 FRUIT PRESERVED, PREPARED	108 099	9 523	4 249
679 IRN, STL CASTINGS UNWORKE	1 697	1 636	739	061 SUGAR AND HONEY	4 447	1 075	483
681 SILVER, PLATINUM, ETC	10	197	85	062 SUGAR PREPS NON-COCOA	2 318	594	263
682 COPPER EXC CEMENT COPPER	5 244	8 152	3 633	073 CHOCOLATE AND PRODUCTS	1 927	1 779	825
683 NICKEL	45	144	66	075 SPICES	2 292	548	256
684 ALUMINIUM	4 617	2 718	1 254	081 FEEDING STUFF FOR ANMLS	2 561	857	390
685 LEAD	921	540	234	112 ALCOHOLIC BEVERAGES	158 465	9 679	4 289
687 TIN	53	146	63	211 HIDES, SKINS, UNDRESSED	58 247	295	132
689 NON-FER BASE METALS NES	113	2 602	1 192	223 SEEDS FOR OTH FIXED OILS	1 988	614	274
691 STRUCTURES AND PARTS NES	3 818	886	397	235 RUBBER, SYNTHETIC, RECLAIMD	32 902	3 339	1 485
692 METAL TANKS, BOXES, ETC	792	561	250	243 FUEL WOOD NES, CHARCOAL	45 450	2 650	1 174
693 WIRE PRODUCTS NON ELECTR	5 791	3 112	1 423	246 PULPWOOD, CHIPS, WOODWASTE	6 766 206	56 453	24 988
694 STL, COFPR NAILS, NUTS, ETC	2 638	1 774	789	247 OTH WOOD ROUGH, SQUARED	1 728 040	37 362	16 505
695 TOOLS	1 230	10 645	4 908	248 WOOD SHAPED	1 739 768	63 993	28 357
696 CUTLERY	97	597	252	251 PULP AND WASTE PAPER	52 274	2 808	1 225
697 BASE MTL HOUSEHOLD EQUIP	191	324	145	263 COTTON	14 034	1 133	500
699 OTHER METAL MANUFACTURES	9 316	10 273	4 612	266 SYNTHETIC FIBRE TO SPIN	3 392	796	342
700 INDUSTRIAL PLANT, CHAP 84	51 902	125 457	55 568	267 OTHER MAN-MADE FIBRES	10 295	1 089	477
703 INDUSTRIAL PLANT, CHAP 85	1 853	4 484	1 930	268 WOOL(EXC TOPS), ANML HAIR	1 137	366	169
711 STEAM BOILERS & AUX PLNT	137	434	196	269 WASTE OF TEXTILE FABRICS	18 504	425	190
712 STEAM ENGINES, TURBINES	526	940	416	273 STONE, SAND AND GRAVEL	286 383	1 026	449
713 INTRNL COMBUS PISTN ENGN	1 321	4 743	2 100	276 OTHER CRUDE MINERALS	3 310 510	49 384	21 864
714 ENGINES & MOTORS NES	6	246	116	282 IRON AND STEEL SCRAP	167 272	3 366	1 513
716 ROTATING ELECTRIC PLANT	4 207	10 931	4 770	287 BASE METAL ORES, CONC NES	108 351	8 064	3 578
718 OTH POWER GENERATG MACHY	545	2 792	1 246	288 NONFERR METAL SCRAP NES	56 300	6 018	2 826
721 AGRIC MACHY, EXC TRACTORS	2 656	1 141	519	289 PREC METAL ORE, WASTE NES	4	551	269
722 TRACTORS NON-ROAD	1 519	3 235	1 398	291 CRUDE ANIMAL MTRIALS NES	53 206	12 996	5 839
723 CIVIL ENGINEER EQUIP ETC	77 829	74 500	32 657	292 CRUDE VEG MATERIALS NES	23 557	5 470	2 498
724 TEXTILE, LEATHER MACHNRY	7 305	19 309	8 807	322 COAL, LIGNITE, PEAT	26 196 234	152 331	67 442
725 PAPER ETC MILL MACHINERY	4 266	12 122	5 211	323 BRIQUETS, COKE, SEMI-COKE	182 687	3 150	1 396
726 PRINTG, BKBDNG MACHY, PTS	779	4 778	2 040	334 PETROLEUM PRODUCTS, REFIN	4 902 008	259 565	117 731
727 FOOD MACHRY NON-DOMESTIC	365	1 803	785	335 RESIDUAL PETRLM PROD NES	237 179	20 945	9 206
728 OTH MACHY FOR SPCL INDUS	86 180	69 212	30 881	341 GAS NATURAL AND MANUFCTD			
736 MACHINE TOOLS FOR METAL	31 493	130 947	57 856	411 ANIMAL OILS AND FATS	51 286	3 877	1 739
737 METALWORKING MACHNRY NES	4 923	15 733	7 070	423 FIXED VEG OILS, SOFT	4 851	524	231
741 HEATING, COCLING EQUIPNT	9 748	25 890	11 460	431 PROCESD ANML VEG OIL, ETC	41 365	3 152	1 388
742 PUMPS FOR LIQUIDS ETC	4 050	22 112	10 156	511 HYDROCARBONS NES, DERIVS	951 204	110 297	48 035
743 PUMPS NES, CENTRIFUGES ETC	3 086	10 861	4 798	512 ALCOHOLS, PHENOLS, ETC	56 712	6 495	2 881
744 MECHANICAL HANDLING EQU	25 186	44 635	19 396	513 ORGANIC ACIDS, ETC	22 132	2 870	1 272
745 NONELEC MACHY, TOOLS NES	3 826	19 461	8 673	514 NITROGEN-FUNCTN COMPOUNDS	12 222	5 854	2 591
749 NONELEC MACH PTS, ACC NES	21 386	42 796	19 339	515 ORG-INORG COMPOUNDS ETC	1 151	1 406	619
751 OFFICE MACHINES	192	1 481	667	516 OTHER ORGANIC CHEMICALS	45 549	4 385	1 900
752 AUTOMATIC DATA PROC EQUIP	91	2 842	1 224	522 INORG ELEMNTS, OXIDES, ETC	211 631	5 548	2 444
759 OFFICE & ADP MCH PTS, ACC	140	1 685	753	523 OTHR INORGANIC CHEMICALS	195 591	8 778	3 914
761 TELEVISION RECEIVERS	285	1 247	585	531 SYNT DYE, NAT INDGO, LAKES	2 868	4 403	1 924
762 RADIO BROADCAST RECEIVRS	932	2 456	1 072	533 PIGMENTS, PAINTS, ETC	6 019	583	259
763 SOUND RECORDRS, PHONOGRPH	31	390	174	541 MEDICINAL ETC PRODUCTS	1 471	10 675	4 890
764 TELECOM EQPT, PTS, ACC NES	2 034	13 466	6 063	544 SOAPS, CLEANING ETC PREPS	25 358	4 415	1 965
771 ELECTRIC POWER MACHY NES	507	1 667	746	572 FERTILIZERS MANUFACTURED	258 713	9 417	4 146
772 SWITCHGEAR ETC & PTS NES	2 974	22 022	9 606	574 EXPLOSIVES, PYROTECH PROD	1 502	809	361
773 ELECTRO-DISTRIBUTING MACH	20 050	10 990	5 074	582 PROD OF CONDENSATION ETC	215 312	12 128	5 325
774 ELECTRO-PEDCL, XRAY EQUIP	297	13 399	5 866	583 PROD OF POLYMERIZING ETC	477 603	54 798	24 148
775 HOUSEHOLD TYPE EQUIP NES	1 391	3 002	1 375	584 CELLULOSE DERIVATIVES ETC	4 721	1 115	492
776 TRANSISTORS, VALVES, ETC	107	2 560	1 140	592 STARCH, INULIN, GLUTEN, ETC	1 118	518	217
778 ELECTRICAL MACHINERY NES	769	5 682	2 526	598 MISC CHEMICAL PRODS NES	47 112	4 181	1 872
781 PASS MOTOR VEH EXC BUSES	49 091	34 159	15 042	612 LEATHER ETC MANUFACTURES	1 081	1 322	576
782 LORRIES, SFCL MTR VEH NES	14 440	9 480	4 484	613 FUR SKINS TANNED, DRESSED	311	11 595	5 167
783 ROAD MOTOR VEHICLES NES	502	114	49	621 MATERIALS OF RUBBER	7 409	1 493	669
784 MOTOR VEHCL PTS, ACC NES	20 571	10 886	4 793	625 RUBBER TYRES, TUBES	10 775	3 428	1 523
785 MOTOR & OTHER CYCLES ETC	50	159	67	628 RUBBER ARTICLES NES	2 572	1 683	746
786 VEH NES NONMOTR, TRAILERS	1 314	702	320	634 VENEERS, PLYWOOD, ETC	71 606	6 062	2 736
791 RAILWAY VEHICLES	134	663	289	635 WOOD MANUFACTURES NES	600 709	27 261	12 061
793 SHIPS AND BOATS	45	81	34	641 PAPER AND PAPERBOARD	624 905	43 779	19 377
812 PLUMBNG, HEATING, LGHTNG EQU	457	732	320	642 ARTICLES OF PAPER ETC	16 912	1 976	888
821 FURNITURE	563	494	216	651 TEXTILE YARN AND THREAD	54 186	14 347	6 366
842 MENS OUTERWEAR NOT KNIT	1 960	6 105	2 684	652 COTTON FABRICS, WOVEN	26 682	28 540	12 730
843 WOMENS OUTERWEAR NONKNIT	1 312	3 541	1 566	653 WOVN MAN-MADE FIB FABRIC	22 010	21 866	9 800
844 UNDERWEAR NOT KNIT	73	354	153	654 OTH WOVEN TEXTILE FABRIC	5 055	6 645	2 942
845 OUTERWEAR KNIT NONELASTC	361	2 202	978	655 KNIT ETC FABRICS	1 947	932	414
846 UNDERWEAR KNITTED	264	1 108	485	656 LACE, RIBBONS, TULLE, ETC	1 991	3 001	1 344
847 TXTL CLTHNG ACCESSRYS NES	737	2 471	1 094	657 SPECIAL TEXTILE ETC PROD	13 243	4 115	1 812
848 HEADGEAR, MONTXTL CLOTHNG	344	1 272	556				

## 7 IMPORTS AND EXPORTS (SPECIAL TRADE) BY COUNTRIES OF PRODUCTION AND CONSUMPTION AND BY GROUPS OF THE SITC-REV. II 1981

GROUP DESCRIPTION	DT = 100 KG	1 000 DM	1 000 \$	GROUP DESCRIPTION	DT = 100 KG	1 000 DM	1 000 \$
658 TEXTILE ARTICLES NES	33 449	33 298	14 834	043 BARLEY UNMILLED	200 638	6 972	3 229
659 FLOOR COVERINGS ETC	7 655	6 221	2 740	044 MAIZE UNMILLED	119	99	46
661 CEMENT ETC BUILDING PROD	1 766 755	17 623	7 684	045 CEREALS NES UNMILLED	3 307	433	208
662 CLAY, REFRACTORY BLDG PRD	275 779	10 222	4 451	048 CEREAL ETC PREPARATIONS	3 286	1 512	671
663 OTH NONMETAL MINERAL MFS	334 296	6 033	2 674	054 VEG ETC FRSH, SMFLY PRSVD	13 148	3 753	1 629
664 GLASS	192 443	13 836	6 165	057 FRUIT, NUTS, FRESH, DRIED	217	105	52
665 GLASSWARE	195 908	19 617	8 694	061 SUGAR AND HONEY	152 845	18 939	7 927
666 POTTERY	3 723	2 086	931	062 SUGAR PREPS NON-COCOA	1 948	758	331
667 PEARL, PREC-, SEMI-P STONE	2	66	30	071 COFFEE AND SUBSTITUTES	2 287	2 646	1 168
671 PIG IRON ETC	151 640	12 101	5 395	072 COCOA	764	439	185
672 IRON, STL PRIMARY FORMS	355 702	20 928	9 244	073 CHOCOLATE AND PRODUCTS	2 129	1 498	678
673 IRON AND STEEL SHAPES	1 668 560	103 935	46 111	074 TEA AND MATE	172	108	46
674 IRN, STL UNIV, PLATE, SHEET	983 965	68 390	30 323	081 FEEDING STUFF FOR ANIMLS	357 761	33 312	14 744
675 IRON, STEEL HOOP, STRIP	104 965	6 252	2 810	098 EDIBLE PRODS, PREPS NES	4 569	3 346	1 468
677 IRN, STL WIRE EXCL W ROD	165 680	9 975	4 451	111 NON-ALCOHL BEVERAGES NES	1 181	134	59
678 IRON, STL TUBES, PIPES, ETC	171 925	14 127	6 278	112 ALCOHOLIC BEVERAGES	880	249	109
679 IRN, STL CASTINGS UNWORKE	1 458	354	153	122 TOBACCO MFS	1 374	2 417	1 083
681 SILVER, PLATINUM, ETC	2	953	418	211 HIDES, SKINS, UNDRESSED	13 543	4 578	2 040
689 NON-FER BASE METALS NES	65	217	100	212 FUR SKINS UNDRESSED	34	153	63
691 STRUCTURES AND PARTS NES	5 386	764	349	222 SEEDS FOR SOFT/FIXED OIL	21	89	36
692 METAL TANKS, BOXES, ETC	9 515	2 287	1 002	223 SEEDS FOR OTH FIXED OILS	648	77	33
693 WIRE PRODUCTS NON ELECTR	13 121	1 227	541	233 RUBBER, SYNTHETIC, RECLAIMD	73 787	23 810	10 491
694 STL, COPPR NAILS, NUTS, ETC	33 561	2 774	1 230	247 OTH WOOD ROUGH, SQUARED	107 181	9 056	3 983
695 TOOLS	2 290	2 847	1 260	248 WOOD SHAPED	7 624	977	434
696 CUTLERY	57	80	38	251 PULP AND WASTE PAPER	7 992	643	300
697 BASE MTL HOUSEHOLD EQUIP	8 025	2 525	1 120	263 COTTON	7 656	2 183	942
699 OTHER METAL MANUFACTURES	27 174	3 727	1 659	266 SYNTHETIC FIBRE TO SPIN	21 550	9 450	4 218
711 STEAM BOILERS & AUX PLNT	2 915	1 542	679	267 OTHER MAN-MADE FIBRES	7 585	2 208	1 034
712 STEAM ENGINES, TURBINES	1 665	1 351	621	268 WOOL (EXC TOPS), ANML HAIR	2 478	1 945	858
713 INTRNL COMBUS PISTN ENGN	1 550	1 054	469	273 STONE, SAND AND GRAVEL	13 156	305	133
716 ROTATING ELECTRIC PLANT	25 478	8 967	3 950	274 SULPHUR ETC	474 282	15 559	6 983
718 OTH POWER GENERATG MACHY	4 989	2 215	977	278 OTHER CRUDE MINERALS	350 729	5 637	2 532
721 AGRIC MACHY, EXC TRACTORS	532	108	48	282 IRON AND STEEL SCRAP	533 387	8 066	3 598
722 TRACTORS NON-ROAD	8 347	2 784	1 239	287 BASE METAL ORES, CONC NES	17 494	2 303	1 015
723 CIVIL ENGINEER EQUIP ETC	10 936	5 933	2 601	288 NONFERR METAL SCRAP NES	8 395	937	400
724 TEXTILE, LEATHER MACHNRY	2 295	3 236	1 458	291 CRUDE ANIMAL MTRIALS NES	1 985	166	74
725 PAPER ETC MILL MACHINERY	209	161	70	292 CRUDE VEG MATERIALS NES	8 495	14 502	6 805
726 PRINTG, BKRINDG MACHY, PTS	1 430	2 472	1 095	334 PETROLEUM PRODUCTS, REFIN	379 737	33 467	15 073
727 FOOD MACHRY NON-DOMESTIC	265	281	124	335 RESIDUAL PETRLM PROD NES	44 435	5 407	2 404
728 OTH MACHY FOR SPCL INDUS	6 974	3 234	1 442	411 ANIMAL OILS AND FATS	167	247	107
736 MACHINE TOOLS FOR METAL	39 078	24 712	11 069	423 FIXED VEG OILS, SOFT	4 869	568	246
737 METALWORKING MACHNRY NES	436	174	72	424 FIXED VEG OIL NONSOFT	13 627	2 180	960
741 HEATING, COOLING EQUIPMNT	3 056	1 510	672	431 PROCESD ANML VEG OIL, ETC	934	292	128
742 PUMPS FOR LIQUIDS ETC	4 593	5 896	2 611	511 HYDROCARBONS NES, DERIVS	163 595	30 936	14 534
743 PUMPS NES, CENTRIFUGES ETC	1 346	945	419	512 ALCOHOLS, PHENOLS, ETC	256 068	54 310	24 131
744 MECHANICAL HANDLING EQU	2 100	1 130	503	513 ORGANIC ACIDS, ETC	205 736	44 035	19 438
745 NONELEC MACHY, TOOLS NES	3 220	1 572	699	514 NITROGEN-FUNCTN COMPOUNDS	30 194	25 433	11 429
749 NONELEC MACH PTS, ACC NES	31 244	14 166	6 298	515 ORG-INORG COMPOUNDS ETC	23 466	16 179	7 251
751 OFFICE MACHINES	120	230	100	516 OTHER ORGANIC CHEMICALS	44 225	12 718	5 661
752 AUTOMATIC DATA PROC EQUIP	2	110	49	522 INORG ELEMNTS, OXIDES, ETC	323 728	43 522	19 269
761 TELEVISION RECEIVERS	642	334	155	523 OTH INORGANIC CHEMICALS	284 481	32 056	14 230
762 TELECOM EGMT, PTS, ACC NES	335	454	206	524 RADIOACTIVE ETC MATERIAL	7	128	57
764 SWITCHGEAR ETC & PTS NES	236	221	95	531 SYNT DYE, NAT INDGO, LAKES	5 532	15 931	7 109
773 ELECTR DISTRIBUTING MACH	10 471	2 184	948	532 DYES NES, TANNING PRODS	4 091	1 007	444
775 HOUSEHOLD TYPE EQUIP NES	2 463	1 536	679	533 PIGMENTS, PAINTS, ETC	47 291	29 567	13 059
776 TRANSISTORS, VALVES, ETC	417	119	51	541 MEDICINAL ETC PRODUCTS	1 203	11 870	5 271
778 ELECTRICAL MACHINERY NES	613	617	278	551 ESSENTL OIL, PERFUME, ETC	627	2 373	1 032
781 PASS MOTOR VEH EXC BUSES	14 314	5 343	2 377	553 PERFUMERY, COSMETICS, ETC	4 950	2 593	1 136
782 LORRIES, SPCL MTR VEH NES	6 112	3 399	1 499	554 SOAPS, CLEANING ETC PREPS	43 789	12 831	5 668
783 ROAD MOTOR VEHICLES NES	859	365	169	562 FERTILIZERS MANUFACTURED	12 942	643	284
784 MOTOR VEHCL PTS, ACC NES	5 540	3 163	1 410	582 PROD OF CONDENSATION ETC	58 388	36 913	16 333
785 MOTOR & OTHER CYCLES ETC	7 017	4 248	1 888	583 PROD OF POLYMERIZING ETC	255 959	71 430	32 136
786 VEH NES NONMOTR, TRAILERS	770	187	87	584 CELLULOSE DERIVATIVES ETC	7 169	6 288	2 811
791 RAILWAY VEHICLES	1 036	289	144	591 PESTICIDES, DISINFECTANTS	6 856	10 042	4 757
792 AIRCRAFT	10	114	49	592 STARCH, INULIN, GLUTEN, ETC	8 223	2 781	1 213
793 SHIPS AND BOATS	1 330	1 207	550	598 MISC CHEMICAL PRODS NES	92 198	41 713	18 462
812 PLUMB, HEATING, LGHTNG EQU	8 457	3 046	1 339	605 INDUSTRIAL PLANT, CHAP 73	286	1 086	469
821 FURNITURE	112 021	33 035	14 655	612 LEATHER ETC MANUFACTURES	855	832	354
831 TRAVEL GOODS, HANDBAGS	6 611	8 528	3 776	613 FUR SKINS TANNED, DRESSED	231	9 363	4 199
842 MENS OUTERWEAR NOT KNIT	18 153	47 763	21 251	621 MATERIALS OF RUBBER	2 396	1 795	799
843 WOMENS OUTERWEAR NONKNIT	4 703	20 301	8 927	625 RUBBER TYRES, TUBES	954	776	350
844 UNDERWEAR NOT KNIT	2 416	6 236	2 741	628 RUBBER ARTICLES NES	765	3 947	1 732
845 OUTERWEAR KNIT NONELASTC	10 012	25 406	11 374	633 CORK MANUFACTURES	348	322	142
846 UNDERWEAR KNITTED	9 743	20 537	9 109	634 VENEERS, PLYWOOD, ETC	23 112	2 879	1 269
847 TXTL CLTHNG ACCESSRYS NES	2 083	9 355	2 406	635 WOOD MANUFACTURES NES	843	535	230
848 HEADGEAR, NONTXTL CLOTHNG	1 080	14 535	6 420	641 PAPER AND PAPERBOARD	65 146	12 583	5 564
851 FOOTWEAR	18 339	22 662	10 077	642 ARTICLES OF PAPER ETC	14 710	4 772	2 052
872 MEDICAL INSTRUMENTS NES	4 640	3 728	1 651	651 TEXTILE YARN AND THREAD	33 062	33 143	14 637
874 MEASURING, CONTROLLING INSTR	473	3 296	1 447	652 COTTON FABRICS, WOVEN	7 613	12 166	5 421
881 PHOTO APPAR & EQUIP NES	435	588	265	653 WOVN MAN-MADE FIB FABRIC	3 008	8 942	3 949
882 PHOTO, CINEMA SUPPLIES	37	145	62	654 OTH WOVEN TEXTILE FABRIC	1 301	4 580	2 039
885 WATCHES AND CLOCKS	554	1 029	456	655 KNIT ETC FABRICS	4 416	11 191	4 987
892 PRINTED MATTER	29 719	10 094	4 478	656 LACE, RIBBONS, TULLE, ETC	479	1 759	780
893 ARTICLES OF PLASTIC NES	4 352	1 333	587	657 SPECIAL TEXTILE ETC PROD	3 032	8 369	3 691
894 TOYS, SPORTING GOODS, ETC	12 651	8 686	3 836	658 TEXTILE ARTICLES NES	308	348	240
895 OFFICE SUPPLIES NES	1 079	779	353	659 FLOOR COVERINGS ETC	112	284	127
896 WORKS OF ART ETC	707	3 125	1 412	661 CEMENT ETC BUILDING PROD	5 254	1 083	473
897 GOLD, SILVER WARE, JEWELRY	152	3 570	1 582	662 CLAY, REFRACTORY BLDG PRD	69 361	9 659	4 280
898 MUSICAL INSTRUMENTS, PTS	1 713	3 673	1 628	663 OTH NONMETAL MINERAL MFS	12 071	14 934	6 563
899 OTHER MANUFACTURED GOODS	7 962	2 767	1 216	664 GLASS	1 096	2 746	1 194
941 ZOO ANIMALS, PETS	305	862	362	665 GLASSWARE	461	521	226
951 WAR FIREARMS, AMMUNITION	172	635	287	667 PEARL, PREC-, SEMI-P STONE	4	119	53
961 COIN NONGOLD, NONCURRENT		233	102	671 PIG IRON ETC	36 216	9 213	4 040
971 GOLD, NON MONETARY NES		376	169	672 IRON, STL PRIMARY FORMS	3 863	252	103
EXPORTS	6 242 741	2 007 481	890 697	673 IRON AND STEEL SHAPES	4 924	1 254	553
001 LIVE ANIMALS	4 371	1 673	761	674 IRN, STL UNIV, PLATE, SHEET	208 564	21 131	9 425
011 MEAT FRESH, CHILLD, FROZEN	80 626	23 612	10 352	675 IRON, STEEL HOOP, STRIP	21 285	6 635	2 938
014 MEAT PREPD, PRSVD, NES ETC	1 289	754	353	677 IRN, STL WIRE EXCL W ROD	12 179	4 227	1 869
024 CHEESE AND CURD	5 714	2 348	1 006	678 IRON, STL TUBES, PIPES, ETC	86 993	25 021	11 083
034 FISH FRESH, CHILLD, FROZN	165 286	22 212	9 865	679 IRN, STL CASTINGS UNWORKE	118	119	55
035 FISH SALTED, DRIED, SMOKED	606	163	77	681 SILVER, PLATINUM, ETC	12	1 704	720
037 FISH ETC PREPD PRSVD NES	9 646	6 221	2 791	682 COPPER EXC CEMENT COPPER	66 872	31 684	13 969
042 RICE	22 366	2 750	1 218	683 NICKEL	318	1 046	459
				684 ALUMINIUM	2 142	1 734	764
				685 LEAD	17 765	3 490	1 468

## 7 IMPORTS AND EXPORTS (SPECIAL TRADE) BY COUNTRIES OF PRODUCTION AND CONSUMPTION AND BY GROUPS OF THE SITC-REV. II 1981

GROUP DESCRIPTION	DT = 100 KG	1 000 DM	1 000 \$	GROUP DESCRIPTION	DT = 100 KG	1 000 DM	1 000 \$
686 ZINC	108 866	21 647	9 461	057 FRUIT,NUTS,FRESH,DRIED	450 519	20 034	8 630
687 TIN	541	1 604	711	058 FRUIT PRESERVED,PREPARED	127 900	19 198	8 438
689 NON-FER BASE METALS NES	309	2 587	1 136	061 SUGAR AND HONEY	26 541	6 958	3 103
691 STRUCTURES AND PARTS NES	4 242	3 768	1 659	062 SUGAR PREPS NON-COCOA	3 421	905	394
692 METAL TANKS,BOXES,ETC	5 476	3 254	1 436	071 COFFEE AND SUBSTITUTES	6 630	600	266
693 WIRE PRODUCTS NON ELECTR	3 552	2 707	1 213	072 COCOA	430	471	228
694 STL,COPPR NAILS,NUTS,ETC	7 819	3 988	1 788	073 CHOCOLATE AND PRODUCTS	4 020	1 723	779
695 TOOLS	1 721	15 923	7 001	075 SPICES	33 911	9 204	4 102
696 CUTLERY	500	2 411	1 069	081 FEEDING STUFF FOR ANIMALS	493 987	16 824	7 616
697 BASE MTL HOUSEHOLD EQUIP	691	1 099	479	091 MARGARINE AND SHORTENING	4 034	1 148	518
699 OTHER METAL MANUFACTURES	9 842	20 356	9 046	098 EDIBLE PRODUCTS,PREPS NES	15 737	2 751	1 227
700 INDUSTRIAL PLANT,CHAP 84	14 154	38 104	17 717	112 ALCOHOLIC BEVERAGES	369 314	46 048	20 599
703 INDUSTRIAL PLANT,CHAP 85	576	4 840	2 250	121 TOBACCO UNMNFCTD,REFUSE	1 891	1 088	477
711 STEAM BOILERS & AUX FLNT	1 130	2 587	1 137	212 FUR SKINS UNDRRESSED	1 984	1 660	724
712 STEAM ENGINES,TURBINES	39	687	318	222 SEEDS FOR SOFT FIXED OIL	228 969	23 717	10 647
713 INTRNL COMBUS PISTN ENGN	4 424	11 266	4 993	223 SEEDS FOR OTH FIXED OILS	73 463	6 144	2 727
714 ENGINES & MOTORS NES	6	142	63	233 RUBBER,SYNTHETIC,RECLAIMD	1 740	248	110
716 ROTATING ELECTRIC PLANT	3 848	8 963	3 958	245 FUEL WOOD NES,CHARCOAL	24 594	1 691	740
718 OTH POWER GENERATG MACHY	414	1 636	721	246 PULPWOOD,CHIPS,WOODWASTE	103 628	1 271	534
721 AGRIC MACHY,EXC TRACTORS	2 663	6 489	2 885	247 OTH WOOD ROUGH,SQUARED	8 557	230	103
722 TRACTORS NON-ROAD	340	845	369	248 WOOD SHAPED	133 017	7 630	3 402
723 CIVIL ENGINEERG EQUIP ETC	13 365	25 260	11 073	263 COTTON	4 049	530	228
724 TEXTILE,LEATHER MACHNRY	13 180	55 900	24 660	264 JUTE,OTH TEX BAST FIBRES	3 750	155	68
725 PAPER ETC MILL MACHINERY	2 761	9 476	4 167	266 SYNTHETIC FIBRE TO SPIN	1 218	340	142
726 PRINTG,BKBDNG MACHY,PTS	1 634	8 469	3 725	267 OTHER MAN-MADE FIBRES	15 962	3 013	1 307
727 FOOD MACHRY NON-DOMESTIC	438	2 240	979	268 WOOL(EXC TOPS),ANML HAIR	1 689	1 031	466
728 OTH MACHY FOR SPCL INDUS	22 867	81 396	36 123	269 WASTE OF TEXTILE FABRICS	7 718	372	165
736 MACHINE TOOLS FOR METAL	22 733	78 647	34 544	273 STONE,SAND AND GRAVEL	3 428	104	45
737 METALWORKING MACHNRY NES	1 242	9 115	4 088	277 NATURAL ABRASIVES NES	1 620	167	72
741 HEATING,COOLING EQUIPMNT	16 409	46 692	20 752	278 OTHER CRUDE MINERALS	167 280	2 255	993
742 PUMPS FOR LIQUIDS ETC	6 590	27 734	12 309	282 IRON AND STEEL SCRAP	37 420	2 084	904
743 PUMPS NES,CENTRIFUGES ETC	8 243	22 849	10 044	287 BASE METAL ORES,CONC NES	1 841	187	80
744 MECHANICAL HANDLING EQ	20 906	43 123	19 111	288 NONFERR METAL SCRAP NES	122 222	19 578	8 659
745 NONELEC MACHY,TOOLS NES	5 968	33 221	14 598	289 PREC METAL ORE,WASTE NES	2	12 977	5 805
749 NONELEC MACH PTS,ACC NES	18 323	59 369	26 198	291 CRUDE ANIMAL MTRIALS NES	56 123	42 335	18 638
751 OFFICE MACHINES	437	4 511	1 987	292 CRUDE VEG MATERIALS NES	103 496	16 578	7 441
752 AUTOMATIC DATA PROC EQUIP	292	10 777	4 808	322 COAL,LIGNITE,PEAT	25 110	305	140
759 OFFICE & ADP MCH PTS,ACC	692	5 253	2 316	334 PETROLEUM PRODUCTS,REFIN	1 507 760	95 849	43 279
761 TELEVISION RECEIVERS	90	481	220	335 RESIDUAL PETRLM PROD NES	366 524	25 969	11 480
762 RADIO BROADCAST RECEIVRS	52	385	169	341 GAS NATURAL AND MANUFCTD			
763 SOUND RECORDRS,PHONOGRPH	54	1 641	729	411 ANIMAL OILS AND FATS	60 726	5 711	2 547
764 TELECOM EQPT,PTS,ACC NES	331	8 337	3 606	423 FIXED VEG OILS,SOFT	12 707	1 511	689
771 ELECTRIC POWER MACHY NES	333	1 433	631	431 PROCESD ANML VEG OIL,ETC	10 037	689	304
772 SWITCHGEAR ETC & PTS NES	1 049	10 528	4 620	511 HYDROCARBONS NES,DERIVS	584 937	60 983	27 051
773 ELECTR DISTRIBUTING MACH	6 748	7 388	3 320	512 ALCOHOLS,PHENOLS,ETC	2 820	2 132	929
774 ELECTRO-MEDCL,XRAY EQUIP	485	12 144	5 310	513 ORGANIC ACIDS,ETC	1 889	366	156
775 HOUSEHOLD TYPE EQUIP NES	599	2 083	900	514 NITROGEN-FUNCTN COMPOUNDS	4 065	8 350	3 687
776 TRANSISTORS,VALVES,ETC	73	2 233	983	515 ORG-INORG COMPOUNDS ETC	13 592	20 542	9 147
778 ELECTRICAL MACHINERY NES	58 295	47 357	20 854	522 INORG ELEWNTS,OXIDES,ETC	72 243	8 219	3 610
781 PASS MOTOR VEH EXC BUSES	4 278	5 430	2 384	523 OTHR INORGANIC CHEMICALS	153 311	5 480	2 419
782 LORRIES,SPCL MTR VEH NES	6 525	10 050	4 375	532 DYES NES,TANNING PRODS	89	344	151
783 ROAD MOTOR VEHICLES NES	561	566	252	533 PIGMENTS,PAINTS,ETC	1 482	476	207
784 MOTOR VEHCL PTS,ACC NES	4 167	5 829	2 556	541 MEDICINAL ETC PRODUCTS	300	2 270	993
785 MOTOR & OTHER CYCLES ETC	866	1 534	675	551 ESSENTL OIL,PERFUME,ETC	173	1 184	525
786 VEH NES NONMOTR,TRAILERS	9 097	4 067	1 780	554 SOAPS,CLEANING ETC PREPS	2 641	459	207
791 RAILWAY VEHICLES	110	335	151	562 FERTILIZERS MANUFACTURED	1 775 242	58 459	26 270
792 AIRCRAFT	9	108	49	572 EXPLOSIVES,PYROTECH PROD	1 073	117	52
793 SHIPS AND BOATS	29 615	4 267	1 964	562 PROD OF CONDENSATION ETC	1 059	1 530	685
801 INDUSTRIAL PLANT,CHAP 90	105	545	240	583 PROD OF POLYMERIZING ETC	209 052	24 522	10 907
812 PLUMBNG,HEATNG,LGHTNG EQU	947	1 013	455	584 CELLULOSE DERIVATIVES ETC	1 726	361	159
821 FURNITURE	1 741	2 955	1 334	591 PESTICIDES,DISINFECTANTS	1 131	330	151
831 TRAVEL GOODS,HANDBAGS	23	76	32	592 STARCH,INULIN,GLUTEN,ETC	1 053	84	38
842 MENS OUTERWEAR NOT KNIT	538	1 832	806	598 MISC CHEMICAL PRODS NES	17 288	2 157	961
843 WOMENS OUTERWEAR NONKNIT	228	1 708	759	611 LEATHER	1 836	3 560	1 576
844 UNDERWEAR NOT KNIT	83	476	206	612 LEATHER ETC MANUFACTURES	906	723	327
845 UNDERWEAR KNIT NONELASTC	167	1 109	500	613 FUR SKINS TANNED,DRESSED	66	2 609	1 158
846 UNDERWEAR KNITTED	411	2 567	1 127	621 MATERIALS OF RUBBER	2 447	880	393
847 TXTL CLTHNG ACCESSRY NES	182	628	278	625 RUBBER TYRES,TUBES	6 238	2 347	1 042
848 HEADGEAR,NONTXTL CLOTHNG	157	896	393	628 RUBBER ARTICLES NES	23 729	5 669	2 544
851 FOOTWEAR	77	631	277	634 VENEERS,PLYWOOD,ETC	20 448	1 254	564
871 OPTICAL INSTRUMENTS	36	1 223	544	635 WOOD MANUFACTURES NES	181 330	16 933	7 543
872 MEDICAL INSTRUMENTS NES	199	5 456	2 422	641 PAPER AND PAPERBOARD	5 307	446	191
873 METERS & COUNTERS NES	129	1 160	512	651 TEXTILE YARN AND THREAD	1 484	1 066	477
874 MEASURNG,CONTROLING INSTR	4 432	59 715	26 314	652 COTTON FABRICS,WOVEN	4 243	7 317	3 328
881 PHOTO APPAR & EQUIPT NES	1 123	7 352	3 327	653 WOVN MAN-MADE FIB FABRIC	1 155	1 240	531
882 PHOTO,CINEMA SUPPLIES	1 847	4 767	2 105	654 OTH WOVEN TEXTILE FABRIC	367	1 013	442
883 DEVELOPED CINEMA FILM	4	68	30	655 KNIT ETC FABRICS	1 945	2 136	958
884 OPTICAL GOODS NES	83	1 492	661	656 LACE,RIBBONS,TULLE,ETC	43	108	47
885 WATCHES AND CLOCKS	123	1 711	743	657 SPECIAL TEXTILE ETC PROD	12 419	4 685	2 088
892 PRINTED MATTER	3 257	5 757	2 576	658 TEXTILE ARTICLES NES	16 097	17 151	7 760
893 ARTICLES OF PLASTIC NES	5 091	6 083	2 677	659 FLOOR COVERINGS ETC	26 470	6 293	2 815
894 TOYS,SPORTING GOODS,ETC	1 621	2 841	1 285	661 CEMENT ETC BUILDING PROD	18 450	818	357
895 OFFICE SUPPLIES NES	345	1 467	641	662 CLAY,REFRACTORY BLDG PRD	45 480	3 323	1 462
897 GOLD,SILVER WARE,JEWELRY	9	3 700	1 628	663 OTH NONMETAL MINERAL MFS	9 211	1 032	452
898 MUSICAL INSTRUMENTS,PTS	1 832	7 384	3 249	664 GLASS	91 323	6 070	2 711
899 OTHER MANUFACTURED GOODS	908	4 415	1 946	665 GLASSWARE	226 156	13 519	6 079
941 ZOO ANIMALS,PETS	59	363	152	666 POTTERY	1 535	4 707	2 096
951 WAR FIREARMS,AMMUNITION	58	87	38	671 PIG IRON ETC	255	65	32
971 GOLD,NON MONETARY NES		435	193	672 IRON,STL PRIMARY FORMS	115 657	7 118	3 212
				673 IRON AND STEEL SHAPES	1 246 093	77 589	34 074
				674 IRN,STL UNIV,PLATE,SHEET	386 884	24 333	10 759
				675 IRON,STEEL HOOP,STRIP	6 693	479	215
				676 RAILWY RAILS ETC IRN,STL	1 011	181	85
				677 IRN,STL WIRE EXCL W ROD	5 952	540	242
				678 IRON,STL TUBES,PIPES,ETC	225 568	19 428	8 483
				679 IRN,STL CASTINGS UNWORKE	32 115	4 151	1 832
				680 SILVER,PLATINUM,ETC	20	2 292	1 044
				682 COPPER EXC CEMENT COPPER	60 189	21 519	9 467
				683 NICKEL	1 860	2 096	907
				684 ALUMINIUM	28 439	9 533	4 280
				689 NON-FER BASE METALS NES	55	441	191
				691 STRUCTURES AND PARTS NES	39 146	7 892	3 484
				692 METAL TANKS,BOXES,ETC	8 169	2 966	1 306
				693 WIRE PRODUCTS NON ELECTR	289	69	34
				694 STL,COPPR NAILS,NUTS,ETC	9 322	1 121	500
HUNGARY							
IMPORTS							
001 LIVE ANIMALS	15 455	6 195	2 784	011 MEAT FRESH,CHILLD,FROZEN	244 178	138 376	60 686
014 MEAT PREPD,PRSD,NES ETC	92 116	67 138	29 804	014 MEAT PREPD,PRSD,NES ETC	92 116	67 138	29 804
024 CHEESE AND CURD	3 060	1 203	536	024 CHEESE AND CURD	3 060	1 203	536
034 FISH FRESH,CHILLED,FROZN	13 337	5 819	2 602	034 FISH FRESH,CHILLED,FROZN	13 337	5 819	2 602
036 SHELL FISH FRESH,FROZEN	700	277	120	036 SHELL FISH FRESH,FROZEN	700	277	120
044 MAIZE UNMILLED	75 126	10 835	5 039	044 MAIZE UNMILLED	75 126	10 835	5 039
045 CEREALS NES UNMILLED	27 320	2 186	991	045 CEREALS NES UNMILLED	27 320	2 186	991
048 CEREAL ETC PREPARATIONS	669	82	36	048 CEREAL ETC PREPARATIONS	669	82	36
054 VEG ETC FRSH,SMPLY PRSD	636 674	44 102	19 548	054 VEG ETC FRSH,SMPLY PRSD	636 674	44 102	19 548
056 VEGETABLES ETC PRSD,PREPD	83 209	12 407	5 591	056 VEGETABLES ETC PRSD,PREPD	83 209	12 407	5 591

7 IMPORTS AND EXPORTS (SPECIAL TRADE) BY COUNTRIES OF PRODUCTION AND CONSUMPTION AND BY GROUPS OF THE SITC-REV. II 1981

GROUP DESCRIPTION	DT = 100 KG	1 000 DM	1 000 \$	GROUP DESCRIPTION	DT = 100 KG	1 000 DM	1 000 \$
695 TOOLS	7 195	6 050	2 692	288 NONFERR METAL SCRAP NES	7 102	2 294	1 041
696 CUTLERY	112	110	50	291 CRUDE ANIMAL MTRIALS NES	628	1 166	501
697 BASE MTL HOUSEHOLD EQUIP	26 872	8 900	3 946	292 CRUDE VEG MATERIALS NES	4 718	9 494	4 332
699 OTHER METAL MANUFACTURES	61 130	15 421	6 887	322 COAL,LIGNITE,PEAT	712 353	19 517	8 405
711 STEAM BOILERS & AUX PLNT	302	78	35	323 BRIQUETS,COKE,SEMI-COKE	1 168 377	37 328	15 782
713 INTRNL COMBUS PISTN ENGN	4 127	4 557	2 057	334 PETROLEUM PRODUCTS,REFIN	27 343	6 850	2 998
714 ENGINES & MOTORS NES	28	88	40	335 RESIDUAL PETRLM PROD NES	29 501	3 935	1 763
716 ROTATING ELECTRIC PLANT	16 098	9 004	4 079	341 GAS NATURAL AND MANUFCTD			
721 AGRIC MACHY,EXC TRACTORS	30 479	19 349	8 558	411 ANIMAL OILS AND FATS	4 155	564	251
723 CIVIL ENGINEERG EQUIP ETC	31 735	8 110	3 584	423 FIXED VEG OILS,SOFT	3 918	481	199
724 TEXTILE,LEATHER MACHNRY	3 909	3 383	1 493	424 FIXED VEG OIL NONSOFT	10 083	1 726	801
728 OTH MACHY FOR SPCL INDUS	13 381	6 368	2 851	431 PROCESD ANML VEG OIL,ETC	18 908	3 395	1 497
736 MACHINE TOOLS FOR METAL	20 024	25 015	11 315	511 HYDROCARBONS NES,DERIVS	49 074	9 699	4 308
737 METALWORKING MACHNRY NES	5 463	3 209	1 428	512 ALCOHOLS,PHENOLS,ETC	150 986	29 450	13 049
741 HEATING,COOLING EQUIPMNT	3 711	1 565	697	513 ORGANIC ACIDS,ETC	99 864	26 684	11 927
742 PUMPS FOR LIQUIDS ETC	2 255	1 817	821	514 NITROGEN-FUNCTN COMPOUNDS	62 694	46 062	20 788
743 PUMPS NES,CENTRFUGES ETC	1 695	1 842	827	515 ORG-INCRG COMPOUNDS ETC	21 435	21 252	9 525
744 MECHANICAL HANDLING EQU	23 354	5 845	2 567	516 OTHER ORGANIC CHEMICALS	59 312	16 147	7 118
745 NONELEC MACHY,TOOLS NES	4 087	1 635	735	522 INCRG ELEMNTS,OXIDES,ETC	221 802	22 479	9 997
749 NONELEC MACH PTS,ACC NES	22 222	22 285	9 968	523 OTHR INORGANIC CHEMICALS	348 240	33 553	14 780
751 OFFICE MACHINES	4 235	8 752	3 943	524 RADICACTIVE ETC MATERIAL	1	215	97
752 AUTOMATIC DATA PROC EQUIP	83	857	381	531 SYNT DYE,NAT INDGO,LAKES	10 357	26 102	11 737
759 OFFICE & ADP MCH PTS,ACC	2 307	2 824	1 238	532 DYES NES,TANNING PRODS	6 173	1 535	685
761 TELEVISION RECEIVERS	4 251	4 790	2 140	533 PIGMENTS,PAINTS,ETC	72 558	38 247	16 852
764 TELECOM EQFT,PTS,ACC NES	4 427	5 264	2 309	541 MEDICINAL ETC PRODUCTS	4 334	16 111	7 177
771 ELECTRIC POWER MACHY NES	4 247	3 613	1 603	551 ESSENTIAL OIL,PERFUME,ETC	1 154	5 104	2 282
772 SWITCHGEAR ETC & PTS NES	3 953	6 692	2 965	553 PERFUMERY,COSMETICS,ETC	7 029	5 469	2 408
773 ELECTR DISTRIBUTING MACH	559	1 271	563	554 SOAPS,CLEANING ETC PREPS	95 788	19 464	8 603
774 ELECTRO-MEDCL,XRAY EQUIP	84	371	160	562 FERTILIZERS MANUFACTURED	204 299	7 877	3 493
775 HOUSEHOLD TYPE EQUIP NES	57 416	26 159	11 542	582 PROD OF CONDENSATION ETC	83 700	55 626	24 529
776 TRANSISTORS,VALVES,ETC	413	1 854	845	583 PROD OF POLYMERIZING ETC	336 339	96 865	43 046
778 ELECTRICAL MACHINERY NES	12 529	20 637	9 261	584 CELLULOSE DERIVATVNS ETC	8 592	8 243	3 660
782 LORRIES,SPCL MTR VEH NES	514	311	141	585 PLASTIC MATERIALS NES	1 860	945	413
783 ROAD MOTOR VEHICLES NES	678	606	271	591 PESTICIDES,DISINFECTANTS	12 743	13 886	6 392
784 MOTOR VEHCL PTS,ACC NES	2 047	1 433	643	592 STARCH,INULIN,GLUTEN,ETC	39 637	6 805	2 996
785 MOTOR & OTHER CYCLES ETC	919	459	226	598 MISC CHEMICAL PRODS NES	201 525	55 533	24 562
786 VEH NES NONMOTR,TRAILERS	8 826	2 180	972	611 LEATHER	1 802	6 710	2 972
791 RAILWAY VEHICLES	234	617	268	612 LEATHER ETC MANUFACTURES	1 899	2 228	985
793 SHIPS AND BOATS	178	253	111	613 FUR SKINS TANNED,DRESSED	82	2 017	919
812 PLUMB,HEATING,LGHTNG EQU	27 944	6 093	2 719	621 MATERIALS OF RUBBER	6 562	5 882	2 569
821 FURNITURE	112 775	46 014	20 396	625 RUBBER TYRES,TUBES	8 813	6 017	2 699
831 TRAVEL GOODS,HANDBAGS	7 246	8 863	3 968	626 RUBBER ARTICLES NES	7 567	16 414	7 210
842 MENS OUTERWEAR NOT KNIT	13 760	43 336	19 266	634 VENEERS,PLYWOOD,ETC	4 619	1 068	471
843 WOMENS OUTERWEAR NONKNIT	33 065	175 328	77 481	635 WOOD MANUFACTURES NES	836	592	269
844 UNDERWEAR NOT KNIT	3 273	14 504	6 491	641 PAPER AND PAPERBOARD	217 032	42 319	18 642
845 OUTERWEAR KNIT NONELASTC	18 407	86 666	38 688	642 ARTICLES OF PAPER ETC	13 224	5 893	2 579
846 UNDERWEAR KNITTED	7 944	39 210	17 397	651 TEXTILE YARN AND THREAD	107 870	101 874	45 219
847 TXLT CLTHNG ACCESSRYS NES	755	2 429	1 092	652 COTTON FABRICS,WOVEN	17 763	43 780	19 681
848 HEADGEAR,NONTXTL CLOTHNG	2 243	24 707	10 820	653 WOVN MAN-MADE FIB FABRIC	31 053	71 323	31 506
851 FOOTWEAR	10 481	25 769	11 480	654 OTH WOVEN TEXTILE FABRIC	11 456	31 143	13 582
872 MEDICAL INSTRUMENTS NES	2 210	3 947	1 754	655 KNIT ETC FABRICS	20 526	53 615	23 713
874 MEASURING,CONTROLLNG INSTR	1 024	4 188	1 859	656 LACE,RIBBONS,TULLE,ETC	1 454	7 394	3 297
882 PHOTO,CINEMA SUPPLIES	359	880	394	657 SPECIAL TEXTILE ETC PROD	11 068	22 106	9 688
883 DEVELOPED CINEMA FILM	3	203	93	658 TEXTILE ARTICLES NES	700	454	199
884 OPTICAL GOODS NES	176	3 628	1 607	659 FLOOR COVERINGS ETC	89	219	95
885 WATCHES AND CLOCKS	302	435	198	661 CEMENT ETC BUILDING PROD	2 520	168	73
892 PRINTED MATTER	10 191	4 745	2 116	662 CLAY,REFRACTORY BLDG PRD	127 313	17 748	7 867
893 ARTICLES OF PLASTIC NES	5 143	2 013	910	663 OTH NONMETAL MINERAL MFS	28 561	19 443	8 810
894 TOYS,SPORTING GOODS,ETC	16 376	30 045	13 139	664 GLASS	46 086	11 123	4 906
896 WORKS OF ART ETC	441	4 821	2 139	665 GLASSWARE	2 027	1 986	864
897 GOLD,SILVER WARE,JEWELRY	4	1 150	510	666 POTTERY	1 695	635	286
898 MUSICAL INSTRUMENTS,PTS	901	1 712	748	667 PEARL,PREC-,SEMI-P STONE		583	240
899 OTHER MANUFACTURED GOODS	12 035	6 845	3 026	671 PIE IRON ETC	13 525	4 188	1 882
941 ZOO ANIMALS,PETS	87	195	90	673 IRON AND STEEL SHAPES	21 930	7 515	3 282
961 COIN NONGOLD,NONCURRENT	12	1 550	685	674 IRN,STL UNIV,PLATE,SHEET	133 913	30 971	13 964
971 GOLD,NON MONETARY NES	1	3 979	1 797	675 IRON,STEEL HOOP,STRIP	32 842	6 143	2 684
				676 RAILWY RAILS ETC IRN,STL	7 438	2 617	1 164
EXPORTS	6 935 235	2 656 627	1 175 294	677 IRN,STL WIRE EXCL W ROD	56 296	9 223	4 078
001 LIVE ANIMALS	5 274	2 597	1 120	678 IRON,STL TUBES,PIPES,ETC	151 384	37 993	16 869
011 MEAT FRESH,CHILLD,FROZEN	80 169	20 546	9 159	679 IRN,STL CASTINGS UNWORKE	3 578	1 589	696
022 MILK AND CREAM	4 000	309	126	681 SILVER,PLATINUM,ETC	157	15 348	6 833
023 BUTTER	77 890	36 257	16 674	682 COPPER EXC CEMENT COPPER	63 720	35 193	15 335
034 FISH FRESH,CHILLED,FROZN	6 273	1 045	454	683 NICKEL	166	926	406
037 FISH ETC PREP PRSVD NES	1 145	1 015	449	684 ALUMINIUM	6 967	5 459	2 410
043 BARLEY UNMILLED	203 018	7 173	3 356	686 ZINC	11 475	2 312	1 076
044 MAIZE UNMILLED	316	259	123	689 NON-FER BASE METALS NES	72	807	363
048 CEREAL ETC PREPARATIONS	26 221	1 564	737	691 STRUCTURES AND PARTS NES	13 009	10 362	4 550
054 VEG ETC FRSH,SMPLY PRSVD	2 021	232	108	692 METAL TANKS,BOXES,ETC	5 948	4 536	1 965
058 FRUIT PRESERVED,PREPARED	607	367	170	693 WIRE PRODUCTS NON ELECTR	4 781	4 411	1 952
061 SUGAR AND HONEY	10 372	1 033	466	694 STL,COPFR NAILS,NUTS,ETC	10 675	7 384	3 268
071 COFFEE AND SUBSTITUTES	27	81	38	695 TOOLS	5 924	27 631	12 188
073 CHOCOLATE AND PRODUCTS	2 610	2 052	926	696 CUTLERY	192	726	314
075 SPICES	94	286	128	697 BASE MTL HOUSEHOLD EQUIP	3 210	4 952	2 176
081 FEEDING STUFF FOR ANMLS	185 494	20 789	9 218	699 OTHER METAL MANUFACTURES	34 065	32 102	14 265
093 EDIBLE PRODCTS,PREPS NES	1 257	670	298	700 INDUSTRIAL PLANT,CHAP 84	1 902	4 789	2 177
112 ALCOHOLIC BEVERAGES	5 712	846	371	703 INDUSTRIAL PLANT,CHAP 85	29	536	241
122 TOBACCO MFRS	1 129	2 127	955	711 STEAM BOILERS & AUX PLNT	309	902	399
111 HIDES,SKINS,UNDRESSED	28 696	9 610	4 294	712 STEAM ENGINES,TURBINES	28	622	267
223 SEEDS FOR OTH FIXED OILS	1 376	159	74	713 INTRNL COMBUS PISTN ENGN	6 078	22 667	10 013
232 NATURAL RUBBER,GUMS	748	222	98	714 ENGINES & MOTORS NES	2	73	31
233 RUBBER,SYNTHETIC,RECLAIMD	30 985	9 248	4 115	716 ROTATING ELECTRIC PLANT	3 932	9 892	4 374
247 OTH WOOD FUGH,SQUARED	109 389	3 151	1 427	718 OTH POWER GENERATG MACHY	227	1 421	646
248 WOOD SHAPED	4 559	259	119	721 AGRIC MACHY,EXC TRACTORS	40 147	51 365	22 423
263 COTTON	7 872	2 213	959	722 TRACTORS NON-ROAD	697	1 035	453
266 SYNTHETIC FIBRE TO SFIN	68 344	25 461	11 260	723 CIVIL ENGINEERG EQUIP ETC	16 525	30 854	13 527
267 OTHER MAN-MADE FIBRES	8 868	3 708	1 624	724 TEXTILE,LEATHER MACHNRY	14 919	58 373	25 685
268 WOOL(EXC TOPS),ANML HAIR	466	831	367	725 PAPER ETC MILL MACHINERY	1 714	6 523	2 943
269 WASTE OF TEXTILE FABRICS	7 745	860	389	726 PRINTG,BKBDNG MACHY,PTS	1 608	8 148	3 597
273 STONE,SAND AND GRAVEL	58 264	1 002	436	727 FOOD MACHRY NON-DOMESTIC	1 000	5 240	2 282
274 SULPHUR ETC	1 290	99	43	728 OTH MACHY FOR SFCL INDUS	24 906	72 283	31 870
277 NATURAL ABRASIVES NES	194	2 287	979	736 MACHINE TOOLS FOR METAL	15 119	56 377	24 945
278 OTHER CRUDE MINERALS	209 732	5 019	2 241	737 METALWORKING MACHNRY NES	4 169	12 603	5 556
282 IRON AND STEEL SCRAP	4 737	86	36	741 HEATING,COOLING EQUIPMNT	16 357	35 094	15 373
287 BASE METAL GRES,CONC NES	6 726	632	283	742 PUMPS FOR LIQUIDS ETC	11 431	34 800	15 517
				743 PUMPS NES,CENTRFUGES ETC	7 333	23 935	10 675



## 7 IMFOPTS AND EXPORTS (SPECIAL TRADE) BY COUNTRIES OF PRODUCTION AND CONSUMPTION AND BY GROUPS OF THE SITC-REV. II 1981

GROUP DESCRIPTION	DT = 100 KG	1 000 DM	1 000 \$	GROUP DESCRIPTION	DT = 100 KG	1 000 DM	1 000 \$
744 MECHANICAL HANDLING EQU	14 296	27 130	11 911	516 OTHER ORGANIC CHEMICALS	15 689	1 751	785
745 NONELEC MACHY,TOOLS NES	8 812	43 436	19 225	522 INORG ELEMTS,OXIDES,ETC	8 744	773	352
749 NONELEC MACH PTS,ACC NES	36 499	96 785	42 686	523 OTHR INORGANIC CHEMICALS	191 067	6 943	3 069
751 OFFICE MACHINES	849	5 343	2 343	541 MEDICINAL ETC PRODUCTS	1 884	5 368	2 372
752 AUTOMATIC DATA PROC EQUIP	165	4 537	2 015	562 FERTILIZERS MANUFACTURED	941 816	28 330	12 713
759 OFFICE & ADP MCH PTS,ACC	11 768	25 366	11 260	572 EXPLOSIVES,PYROTECH PROD	200	149	69
761 TELEVISION RECEIVERS	465	1 826	811	582 PROD OF CONDENSATION ETC	11 298	3 726	1 630
762 RADIO BROADCAST RECEIVRS	116	730	307	583 PROD OF POLYMERIZING ETC	250 785	25 061	11 156
763 SOUND RECORDRS,PHONOGRPH	130	1 445	625	598 MISC CHEMICAL PRODS NES	6 786	1 128	502
764 TELECOM ERPT,PTS,ACC NES	1 538	13 679	6 080	612 LEATHER ETC MANUFACTURES	313	1 402	620
771 ELECTRIC POWER MACHY NES	2 899	7 261	3 210	613 FUR SKINS TANNED,DRESSED	148	262	116
772 SWITCHGEAR ETC & PTS NES	5 584	51 957	22 984	621 MATERIALS OF RUBBER	6 831	1 593	702
773 ELECTR DISTRIBUTING MACH	7 407	9 466	4 191	625 RUBBER TYRES,TUBES	26 474	8 845	3 922
774 ELECTRO-MEDCL,XRAY EQUIP	279	8 106	3 558	628 RUBBER ARTICLES NES	1 273	576	253
775 HOUSEHOLD TYPE EQUIP NES	3 155	5 538	2 426	634 VENEERS,PLYWOOD,ETC	170 685	10 181	4 483
776 TRANSISTORS,VALVES,ETC	498	25 578	11 345	635 WOOD MANUFACTURES NES	81 210	18 736	8 305
778 ELECTRICAL MACHINERY NES	19 002	43 994	19 318	641 PAPER AND PAPERBOARD	361 102	39 109	17 201
781 PASS MOTOR VEH EXC BUSES	5 246	8 163	3 544	642 ARTICLES OF PAPER ETC	1 098	122	55
782 LORRIES,SPCL MTR VEH NES	6 843	7 927	3 568	651 TEXTILE YARN AND THREAD	1 660	759	349
783 ROAD MOTOR VEHICLES NES	8 287	8 738	3 752	652 COTTON FABRICS,WOVEN	7 494	6 849	3 033
784 MOTOR VEHCL PTS,ACC NES	22 860	38 846	17 065	653 WOVN MAN-MADE FIB FABRIC	4 737	3 550	1 567
785 MOTOR & OTHER CYCLES ETC	629	1 025	457	654 OTH WOVEN TEXTILE FABRIC	241	702	313
786 VEH NES NONMOTR,TRAILERS	11 881	8 357	3 606	655 KNIT ETC FABRICS	84	157	73
791 RAILWAY VEHICLES	1 301	4 038	1 812	657 SPECIAL TEXTILE ETC PROD	33	139	62
793 SHIPS AND BOATS	22	147	61	658 TEXTILE ARTICLES NES	2 127	2 834	1 255
801 INDUSTRIAL PLANT,CHAP 90	21	320	146	659 FLOOR COVERINGS ETC	523	2 820	1 280
812 PLUMBG,HEATING,LGHTNG EQU	419	989	425	661 CEMENT ETC BUILDING PROD	206 317	4 444	1 969
821 FURNITURE	1 482	1 463	649	662 CLAY,REFRACTORY BLDG PRD	1 359	88	36
842 MENS OUTERWEAR NOT KNIT	364	1 726	763	663 OTH NONMETAL MINERAL NFS	10 316	2 927	1 294
843 WOMENS OUTERWEAR NONKNIT	787	3 928	1 734	664 GLASS	25 966	1 883	831
844 UNDERWEAR NOT KNIT	48	278	124	665 GLASSWARE	26 840	16 811	7 510
845 OUTERWEAR KNIT NONELASTC	1 003	5 685	2 531	666 POTTERY	319	125	56
846 UNDERWEAR KNITTED	4 340	24 853	11 025	671 PIG IRON ETC	1 397	135	63
847 TXTL CLTHNG ACCESSRS NES	467	2 096	933	672 IRON,STL PRIMARY FORMS	193 134	9 543	4 275
848 HEADGEAR,NONTXTL CLOTHNG	1 010	5 317	2 343	673 IRON AND STEEL SHAPES	951 209	65 893	29 201
851 FOOTWEAR	177	436	197	674 IRN,STL UNIV,PLATE,SHEET	384 255	26 242	11 610
871 OPTICAL INSTRUMENTS	47	936	403	677 IRN,STL WIRE EXCL W ROD	111 706	8 016	3 632
872 MEDICAL INSTRUMENTS NES	1 279	12 908	5 692	678 IRON,STL TUBES,PIPES,ETC	226 502	14 057	6 287
873 METERS & COUNTERS NES	121	1 711	754	679 IRN,STL CASTINGS UNWORKE	21 096	2 231	980
874 MEASURING,CONTROLLING INSTR	4 425	46 333	20 400	681 SILVER,PLATINUM,ETC	64	5 421	2 295
881 PHOTO APPAR & EQUIPT NES	434	4 715	2 065	682 COPPER EXC CEMENT COPPER	39 944	13 092	5 791
882 PHOTO,CINEMA SUPPLIES	6 607	13 968	6 216	684 ALUMINIUM	5 587	1 847	820
883 DEVELOPED CINEMA FILM	5	100	42	689 NON-FER BASE METALS NES	256	640	282
884 OPTICAL GOODS NES	79	2 621	1 150	691 STRUCTURES AND PARTS NES	1 684	433	194
885 WATCHES AND CLOCKS	461	2 803	1 222	693 WIRE PRODUCTS NON ELECTR	7 953	932	421
892 PRINTED MATTER	6 569	11 052	4 930	694 STL,COPPR NAILS,NUTS,ETC	129 917	12 481	5 530
893 ARTICLES OF PLASTIC NES	21 451	17 089	7 485	695 TOOLS	15 626	6 453	2 832
894 TOYS,SPORTING GOODS,ETC	915	2 609	1 160	697 BASE MTL HOUSEHOLD EQUIP	9 075	5 193	2 323
895 OFFICE SUPPLIES NES	1 902	7 561	3 296	699 OTHER METAL MANUFACTURES	93 504	11 585	5 192
896 WORKS OF ART ETC	20	3 878	1 592	713 INTRNL COMBUS PISTN ENGN	136	299	128
897 GOLD,SILVER WARE,JEWELRY	16	5 470	2 437	714 ENGINES & MOTORS NES	104	1 553	644
898 MUSICAL INSTRUMENTS,PTS	2 009	9 146	4 000	716 ROTATING ELECTRIC PLANT	5 252	2 126	939
899 OTHER MANUFACTURED GOODS	1 333	9 429	4 163	722 TRACTORS NON-ROAD	3 188	1 537	672
941 ZOO ANIMALS,PETS	102	418	188	723 CIVIL ENGINEERG EQUIP ETC	2 559	838	381
951 WAR FIREARMS,AMMUNITION	73	98	39	724 TEXTILE,LEATHER MACHNRY	215	977	446
971 GOLD,NON MONETARY NES	33	3 232	1 479	728 OTH MACHY FOR SPCL INDUS	21 436	7 860	3 534
				736 MACHINE TOOLS FOR METAL	12 423	9 327	4 205
ROMANIA				741 HEATING,COOLING EQUIPMNT	137	202	91
IMPORTS	11 831 834	1 495 718	662 294	743 PUMPS NES,CENTRFUGES ETC	724	1 109	482
011 MEAT FRESH,CHILLD,FROZEN	77 584	43 790	19 484	744 MECHANICAL HANDLING EQU	6 435	1 037	460
012 MEAT DRIED,SALTED,SMOKED	745	386	186	749 NONELEC MACH PTS,ACC NES	10 904	9 666	4 258
014 MEAT PREPD,PRSTD,NES ETC	79 809	30 549	13 587	752 AUTOMATIC DATA PROC EQUIP	107	615	272
034 FISH FRESH,CHILLED,FROZEN	1 221	1 265	562	761 TELEVISION RECEIVERS	173	196	86
036 SHELL FISH FRESH,FROZEN	963	895	381	771 ELECTRIC POWER MACHY NES	6	813	404
037 FISH ETC PREPD PRSTD NES	3	88	40	772 SWITCHGEAR ETC & PTS NES	170	298	134
044 MAIZE UNMILLED	22 367	2 443	1 136	773 ELECTR DISTRIBUTING MACH	20 810	5 105	2 347
054 VEG ETC FRSH,SMPLY PRSTD	151 129	13 992	6 230	775 ELECTRO-MEDCL,XRAY EQUIP	114	100	43
056 VEGTBLS ETC PRSTD,PREPD	41 175	6 947	3 126	776 HOUSEHOLD TYPE EQUIP NES	7 870	3 332	1 456
057 FRUIT,NUTS,FRESH,DRIED	92 268	20 312	8 464	778 TRANSISTORS,VALVES,ETC	29	247	110
058 FRUIT PRESERVED,PREPARED	22 317	3 521	1 587	779 ELECTRICAL MACHINERY NES	183	126	57
061 SUGAR AND HONEY	23 302	5 479	2 453	781 PASS MOTOR VEH EXC BUSES	1 398	945	400
075 SPICES	5 144	559	240	782 LORRIES,SPCL MTR VEH NES	750	291	129
081 FEEDING STUFF FOR ANMLS	1 167	86	40	783 ROAD MOTOR VEHICLES NES	520	424	188
098 EDIBLE PRODCTS,PREPS NES	3 050	566	252	784 MOTOR VEHCL PTS,ACC NES	7 151	1 204	542
112 ALCOHOLIC BEVERAGES	128 913	15 580	7 013	786 VEH NES NONMOTR,TRAILERS	4 225	693	313
121 TOBACCO UNMNFCTRD,REFUSE	3 087	1 517	676	792 AIRCRAFT	30	208	89
222 SEEDS FOR'SOFT'FIXED OIL	5 371	552	245	812 PLUMBING,HEATING,LGHTNG EQU	26 806	5 250	2 332
223 SEEDS FOR OTH FIXED OILS	18 012	1 902	868	821 FURNITURE	425 914	145 228	65 113
233 RUBBER,SYNTHETIC,RECLAIMD	31 943	6 930	3 048	831 TRAVEL GOODS,HANDBAGS	2 836	4 260	1 915
245 FUEL WOOD NES,CHARCOAL	8 378	521	224	842 MENS OUTERWEAR NOT KNIT	6 041	21 228	9 343
246 PULPMWOOD,CHIPS,WOODWASTE	273 272	4 607	2 107	843 WOMENS OUTERWEAR NONKNIT	17 415	80 271	35 191
248 WOOD SHAPED	419 961	26 696	11 672	844 UNDERWEAR NOT KNIT	9 360	18 225	7 993
251 PULP AND WASTE PAPER	17 083	1 609	688	845 UNDERWEAR KNIT NONELASTC	22 334	48 759	21 511
263 COTTON	854	251	112	846 UNDERWEAR KNITTED	24 924	35 324	15 770
266 SYNTHETIC FIBRE TO SPIN	25 698	8 145	3 680	847 TXTL CLTHNG ACCESSRS NES	5 911	9 696	4 332
267 OTHER MAN-MADE FIBRES	24 377	3 379	1 494	848 HEADGEAR,NONTXTL CLOTHNG	606	2 265	1 014
268 WOOL(EXC TOPS),ANML HAIR	1 854	358	164	851 FOOTWEAR	38 872	57 455	25 341
269 WASTE OF TEXTILE FABRICS	1 677	233	97	874 MEASURING,CONTROLLING INSTR	965	836	369
277 NATURAL ABRASIVES NES	1	696	397	884 OPTICAL GOODS NES	167	3 670	1 632
278 OTHER CRUDE MINERALS	2 225	151	69	885 WATCHES AND CLOCKS	1 892	1 343	612
288 NONFER METAL SCRAP NES	9 206	5 505	2 463	892 PRINTED MATTER	139	183	79
289 PREC METAL QRE,WASTE NES	1	600	240	893 ARTICLES OF PLASTIC NES	26 940	5 606	2 493
291 CRUDE ANIMAL MTRIALS NES	7 770	7 049	3 152	894 TOYS,SPORTING GOODS,ETC	7 857	4 595	2 041
292 CRUDE VEG MATERIALS NES	21 475	6 450	2 888	895 OFFICE SUPPLIES NES	403	185	84
334 PETROLEUM PRODUCTS,REFIN	4 790 177	352 318	155 019	896 WORKS OF ART ETC	39	2 022	924
335 RESIDUAL PETRLM PROD NES	86 561	3 989	1 778	898 MUSICAL INSTRUMENTS,PTS	112	454	200
411 ANIMAL OILS AND FATS	1 576	134	60	899 OTHER MANUFACTURED GOODS	26 642	10 324	4 600
431 PROCESD ANML VEG OIL,ETC	20 520	2 894	1 285	941 ZOO ANIMALS,PETS	344	381	166
511 HYDROCARBONS NES,DERIVS	65 948	4 803	2 158	971 GOLD,NON MONETARY NES	905	905	399
512 ALCOHOLS,PHENOLS,ETC	14 756	1 860	790				
513 ORGANIC ACIDS,ETC	7 041	1 755	806	EXPORTS	6 036 680	1 508 087	669 159
514 NITROGEN-FUNCTN COMPOUNDS	3 482	476	206	001 LIVE ANIMALS	34 369	7 633	3 418
515 ORG-INORG COMPOUNDS ETC	1 247	1 079	487	011 MEAT FRESH,CHILLD,FROZEN	80 020	22 439	10 277
				022 MILK AND CREAM	1 600	116	49



## 7 IMPORTS AND EXPORTS (SPECIAL TRADE) BY COUNTRIES OF PRODUCTION AND CONSUMPTION AND BY GROUPS OF THE SITC-REV. II 1981

GROUP DESCRIPTION	DT = 100 KG	1 000 DM	1 000 \$	GROUP DESCRIPTION	DT = 100 KG	1 000 DM	1 000 \$
023 BUTTER	68 537	47 039	20 668	736 MACHINE TOOLS FOR METAL	19 189	43 767	18 985
024 CHEESE AND CURD	9 625	3 316	1 364	737 METALWORKING MACHNRY NES	9 636	5 237	2 298
037 FISH ETC PREPD PRSVD NES	2	94	40	741 HEATING, COOLING EQUIPMNT	3 558	12 869	5 712
058 FRUIT PRESERVED, PREPARED	128	105	45	742 PUMPS FOR LIQUIDS ETC	3 033	9 032	3 988
061 SUGAR AND HONEY	458 928	62 131	27 205	743 PUMPS NES, CENTRIFUGES ETC	5 093	19 337	8 320
071 COFFEE AND SUBSTITUTES	111	192	89	744 MECHANICAL HANDLING EQU	4 023	5 639	2 574
075 SPICES	16	171	70	745 NONELEC MACHY, TOOLS NES	1 638	6 336	2 759
081 FEEDING STUFF FOR ANIMLS	188 736	29 955	12 816	749 NONELEC MACH PTS, ACC NES	17 123	50 062	22 339
098 EDIBLE PRODCTS, PREPS NES	3 209	2 804	1 239	751 OFFICE MACHINES	20	163	71
111 NON-ALCOHL BEVERAGES NES	3 490	442	193	752 AUTOMTIC DATA PROC EQUIP	67	1 595	781
112 ALCOHOLIC BEVERAGES	4 751	593	259	759 OFFICE & ADP MCH PTS, ACC	42	628	284
122 TOBACCO MFKS	257	640	276	761 TELEVISION RECEIVERS	47	237	105
233 RUBBER, SYNTHETIC, RECLAIMD	24 078	6 493	2 924	762 RADIO BROADCAST RECEIVERS	56	288	128
246 PULPWOOD, CHIPS, WOODWASTE	276 221	5 602	2 427	763 SOUND RECORDRS, PHONOGRPH	12	370	164
247 OTH WOOD ROUGH, SQUARED	1 151	239	106	764 TELECOM EQPT, PTS, ACC, NES	89	1 552	688
248 WOOD SHAPED	633	123	59	771 ELECTRIC POWER MACHY NES	354	2 924	1 320
251 PULP AND WASTE PAPER	2 000	299	143	772 SWITCHGEAR ETC & PTS NES	892	11 726	5 171
273 STONE, SAND AND GRAVEL	5 713	127	55	773 ELECTRO-DISTRIBUTING MACH	4 704	4 173	1 782
274 SULPHUR ETC	146 508	5 040	2 294	774 ELECTRO-MEDCL, XRAY EQUIP	412	8 946	3 983
278 OTHER CRUDE MINERALS	60 977	2 400	1 079	775 HOLSEHOLD TYPE EQUIP NES	1 801	1 897	820
287 BASE METAL ORES, CONC NES	13 222	1 221	550	776 TRANSISTORS, VALVES, ETC	76	2 493	1 107
292 CRUDE VEG MATERIALS NES	2 147	7 049	3 132	778 ELECTRICAL MACHINERY NES	4 937	10 025	4 501
322 COAL, LIGNITE, PEAT	171 000	5 232	2 414	781 PASS MOTOR VEH EXC BUSES	852	1 157	507
323 BRIQUETS, COKE, SEMI-COKE	2 078 200	69 918	30 993	782 LORRIES, SPCL MTR VEH NES	358	847	358
334 PETROLEUM PRODUCTS, REFIN	16 030	4 508	1 991	783 ROAD MOTOR VEHICLES NES	540	731	301
335 RESIDUAL PETRLM PROD NES	58 445	5 097	2 325	784 MOTOR VEHCL PTS, ACC NES	7 833	14 765	6 334
341 GAS NATURAL AND MANUFCTD				785 MOTOR & OTHER CYCLES ETC	48	165	76
424 FIXED VEG OIL NONSOFT	79 324	14 781	6 835	786 VEH NES NONMOTR, TRAILERS	179	76	34
431 PROCESD ANML VEG OIL, ETC	16 043	3 336	1 468	791 RAILWAY VEHICLES	2 084	4 142	1 829
511 HYDROCARBONS NES, DERIVS	148 342	22 831	10 103	792 AIRCRAFT	19	266	125
512 ALCOHOLS, PHENOLS, ETC	75 251	20 097	8 888	812 PLUMBGB, HEATING, LGHTNG EQU	135	427	194
513 ORGANIC ACIDS, ETC	44 958	11 156	5 081	821 FURNITURE	713	401	178
514 NITROGEN-FUNCTN COMPOUNDS	15 669	14 508	6 593	842 MENS OUTERWEAR NOT KNIT	15	147	64
515 ORG-INORG COMPOUNDS ETC	13 885	18 758	8 634	843 WOMENS OUTERWEAR NONKNIT	35	230	104
516 OTHER ORGANIC CHEMICALS	13 110	5 016	2 222	845 OUTERWEAR KNIT NONELASTC	57	218	98
522 INORG ELEMNTS, OXIDES, ETC	68 378	13 234	5 938	846 UNDERWEAR KNITTED	102	275	120
523 OTHR INORGANIC CHEMICALS	40 807	9 768	4 349	847 TXTL CLTHNG ACCESSRYS NES	165	814	357
531 SYNT DYE, NAT INDGO, LAKES	10 354	35 845	16 116	848 HEADGEAR, NONTXTL CLOTHNG	859	1 242	533
533 PIGMENTS, PAINTS, ETC	24 771	12 648	5 635	851 FOOTWEAR	399	1 130	504
541 MEDICINAL ETC PRODUCTS	5 355	19 928	8 915	871 OPTICAL INSTRUMENTS	62	1 304	625
551 ESSENTL OIL, PERFUME, ETC	856	2 813	1 260	872 MEDICAL INSTRUMENTS NES	249	2 884	1 286
553 PERFUMERY, COSMETICS, ETC	854	721	331	873 METERS & COUNTERS NES	55	669	285
554 SOAPS, CLEANING ETC PREPS	20 790	6 604	2 963	874 MEASURING, CONTROLLING INSTR	1 010	16 144	7 229
562 FERTILIZERS MANUFACTURED	10 099	410	184	881 PHOTO APPAR & EQUIPT NES	20	582	257
582 PROD OF CONDENSATION ETC	40 120	21 586	9 753	882 PHOTO, CINEMA SUPPLIES	698	1 330	582
583 PROD OF POLYMERIZING ETC	45 274	12 870	5 845	884 OPTICAL GOODS NES	20	605	256
584 CELLULOSE DERIVATIVES ETC	2 977	2 070	910	885 WATCHES AND CLOCKS	125	269	115
585 PLASTIC MATERIALS NES	365	137	63	892 PRINTED MATTER	1 419	2 846	1 280
591 PESTICIDES, DISINFECTANTS	13 462	20 698	9 564	893 ARTICLES OF PLASTIC NES	3 583	4 988	2 182
592 STARCH, INULIN, GLUTEN, ETC	9 442	2 269	987	894 TOYS, SPORTING GOODS, ETC	473	946	413
598 MISC CHEMICAL PRODS NES	99 746	38 112	17 103	895 OFFICE SUPPLIES NES	230	1 066	469
611 LEATHER	3 329	9 089	4 015	896 WORKS OF ART ETC	2	686	325
612 LEATHER ETC MANUFACTURES	3 018	3 140	1 383	897 GOLD, SILVER WARE, JEWELRY	1	97	39
621 MATERIALS OF RUBBER	4 971	3 959	1 756	898 MUSICAL INSTRUMENTS, PTS	923	3 431	1 458
628 RUBBER ARTICLES NES	4 888	6 711	2 919	899 OTHER MANUFACTURED GOODS	1 357	6 653	2 926
634 VENEERS, PLYWOOD, ETC	1 515	1 340	591	971 GOLD, NON MONETARY NES		421	184
635 WOOD MANUFACTURES NES	268	243	110				
641 PAPER AND PAPERBOARD	9 939	3 898	1 720	BULGARIA			
642 ARTICLES OF PAPER ETC	4 517	1 839	833				
651 TEXTILE YARN AND THREAD	4 786	8 481	3 721	IMPORTS	4 166 375	466 365	206 291
652 COTTON FABRICS, NOVEN	2 481	7 525	3 358				
653 WOVN MAN-MADE FIB FABRIC	10 259	27 907	12 179	011 MEAT FRESH, CHILLD, FROZEN	3 026	1 621	733
654 OTH WOVEN TEXTILE FABRIC	4 770	11 370	4 761	024 CHEESE AND CURD	27 977	19 075	8 450
655 KNIT ETC FABRICS	2 834	7 657	3 371	034 FISH FRESH, CHILLED, FROZN	865	315	142
656 LACE, RIBBONS, TULLE, ETC	214	2 058	900	054 VEG ETC FRSH, SMPLY PRSVD	85 343	8 536	3 733
657 SPECIAL TEXTILE ETC PROD	5 345	13 609	5 977	056 VEGETBLES ETC PRSVD, PREPD	141 003	11 357	5 055
658 TEXTILE ARTICLES NES	181	228	100	057 FRUIT, NUTS, FRESH, DRIED	53 705	8 028	3 344
662 CLAY, REFRACTORY BLDG PRD	130 001	11 959	5 404	058 FRUIT PRESERVED, PREPARED	140 950	18 026	8 014
663 OTH NONMETAL MINERAL MFS	18 494	13 122	5 751	061 SUGAR AND HONEY	6 592	1 449	650
664 GLASS	19 777	3 671	1 591	073 CHOCOLATE AND PRODUCTS	750	1 78	34
665 GLASSWARE	358	444	209	075 SPICES	7 106	1 117	504
671 PIG IRON ETC	25 729	7 137	3 128	081 FEEDING STUFF FOR ANIMLS	6 286	2 354	1 073
672 IRON, STL PRIMARY FORMS	52 991	13 646	6 139	098 EDIBLE PRODCTS, PREPS NES	10 789	1 153	528
673 IRON AND STEEL SHAPES	348 154	65 144	29 303	112 ALCOHOLIC BEVERAGES	118 674	11 306	5 127
674 IRN, STL UNIV, PLATE, SHEET	143 828	35 061	15 071	121 TOBACCO UNMNFCTRD, REFUSE	26 093	15 031	6 636
675 IRON, STEEL HOOP, STRIP	205 828	33 078	14 544	212 FUR SKINS UNDPRESSED	121	1 426	622
677 IRN, STL WIRE EXCL W ROD	81 283	15 455	6 856	222 SEEDS FOR 'SOFT' FIXED OIL	77 334	8 018	3 594
678 IRON, STL TUBES, PIPES, ETC	120 613	38 486	17 322	233 RUBBER, SYNTHETIC, RECLAIMD	1 473	189	88
681 SILVER, PLATINUM, ETC	17	3 695	1 728	251 PULP AND WASTE PAPER	11 076	983	427
682 COPPER EXC CEMENT COPPER	33 774	22 436	9 757	266 SYNTHETIC FIBRE TO SPIN	3 923	843	382
683 NICKEL	1 358	6 580	2 903	267 OTHER MAN-MADE FIBRES	9 435	955	421
684 ALUMINIUM	7 252	7 156	3 084	268 WOOL (EXC TOPS), ANML HAIR	604	238	105
685 LEAD	459	340	151	273 STONE, SAND AND GRAVEL	2 728	104	46
686 ZINC	10 102	2 248	988	278 OTHER CRUDE MINERALS	6 628	260	115
687 TIN	61	116	48	282 IRON AND STEEL SCRAP	2 474	435	194
689 NON-FER BASE METALS NES	160	507	217	287 BASE METAL ORES, CONC NES	2 486	2 615	1 125
691 STRUCTURES AND PARTS NES	5 489	4 752	2 269	288 NONFERR PETAL SCRAP NES	5 897	1 815	852
692 METAL TANKS, BOXES, ETC	1 007	720	330	292 CRUDE VEG MATERIALS NES	38 643	10 654	4 668
693 WIRE PRODUCTS NON ELECTR	7 598	5 885	2 575	334 PETROLEUM PRODUCTS, REFIN	1 634 279	92 892	40 560
694 STL, COPPR NAILS, NUTS, ETC	456	417	178	335 RESIDUAL PETRLM PROD NES	220 659	16 827	7 475
695 TOOLS	836	9 564	4 224	341 GAS NATURAL AND MANUFCTD			
699 OTHER METAL MANUFACTURES	12 419	14 309	6 341	431 PROCESD ANML VEG OIL, ETC	2 330	208	85
700 INDUSTRIAL PLANT, CHAP 84	11 899	31 966	14 194	511 HYDROCARBONS NES, DERIVS	112 886	11 208	4 833
712 STEAM ENGINES, TURBINES	30	429	190	512 ALCOHOLS, PHENOLS, ETC	12 546	1 898	832
713 INTRNL COMBUS PISTN ENGN	6 126	26 860	11 815	513 ORGANIC ACIDS, ETC	2 431	415	175
714 ENGINES & MOTORS NES	81	1 286	581	514 NITROGEN-FUNCTN COMPOUNDS	1 750	296	126
716 ROTATING ELECTRIC PLANT	1 482	3 526	1 610	515 ORG-INORG COMPOUNDS ETC	2 031	4 396	1 938
718 OTH POWER GENERATG MACHY	47	177	78	516 OTHER ORGANIC CHEMICALS	7 472	858	389
721 AGRIC MACHY, EXC TRACTORS	566	537	251	522 INORG ELEMNTS, OXIDES, ETC	507	937	422
723 CIVIL ENGINEERG EQUIP ETC	47 254	79 574	35 140	523 OTHR INORGANIC CHEMICALS	452 597	10 001	4 345
724 TEXTILE, LEATHER MACHNRY	4 087	16 688	7 423	541 MEDICINAL ETC PRODUCTS	366	862	378
725 PAPER ETC MILL MACHINERY	551	1 531	670	551 ESSENTL OIL, PERFUME, ETC	69	319	141
726 PRINTG, BKBINDG MACHY, PTS	95	594	261	554 SOAPS, CLEANING ETC PREPS	647	91	42
727 FOOD MACHRY NON-DOMESTIC	83	485	216	582 PROD OF CONDENSATION ETC	608	330	146
728 OTH MACHY FOR SPCL INDUS	38 339	29 094	13 341	583 PROD OF POLYMERIZING ETC	3 484	520	240

## 7 IMPORTS AND EXPORTS (SPECIAL TRADE) BY COUNTRIES OF PRODUCTION AND CONSUMPTION AND BY GROUPS OF THE SITC-REV. II 1981

GROUP DESCRIPTION	DT = 100 KG	1 000 DM	1 000 \$	GROUP DESCRIPTION	DT = 100 KG	1 000 DM	1 000 \$
592 STARCH, INULIN, GLUTEN, ETC	3 889	1 718	721	551 ESSENTL OIL, PERFUME, ETC	194	187	83
598 MISC CHEMICAL PRODS NES	4 706	662	285	553 PERFUMERY, COSMETICS, ETC	1 729	2 165	943
611 LEATHER	205	144	72	554 SOAPS, CLEANING ETC PREPS	28 390	11 392	5 042
635 WOOD MANUFACTURES NES	5 994	907	403	562 FERTILIZERS MANUFACTURED	1 404	389	176
652 COTTON FABRICS, WOVEN	126	115	52	582 PROD OF CONDENSATION ETC	32 632	19 972	8 793
653 WOVN MAN-MADE FIB FABRIC	65	96	42	583 PROD OF POLYMERIZING ETC	78 390	23 634	10 436
658 TEXTILE ARTICLES NES	2 077	1 335	588	584 CELLULOSE DERIVATIVES ETC	14 493	8 895	3 932
659 FLOOR COVERINGS ETC	114	1 330	598	585 PLASTIC MATERIALS NES	948	834	360
661 CEMENT ETC BUILDING PROD	11 312	175	83	591 PESTICIDES, DISINFECTANTS	11 009	16 502	7 467
665 GLASSWARE	343	533	236	592 STARCH, INULIN, GLUTEN, ETC	2 437	1 034	466
666 POTTERY	944	439	195	598 MISC CHEMICAL PRODS NES	71 982	26 050	11 441
667 PEARL, PREC-, SEMI-P STONE	33	691	301	605 INDUSTRIAL PLANT, CHAP 73	226	100	42
671 PIG IRON ETC	46 178	3 954	1 773	607 INDUSTRIAL PLANT, CHAP 82	11	322	142
672 IRON, STL PRIMARY FORMS	467 494	32 201	14 264	611 LEATHER	44	236	97
673 IRON AND STEEL SHAPES	6 452	299	130	612 LEATHER ETC MANUFACTURES	518	778	342
674 IRN, STL UNIV, PLATE, SHEET	223 070	13 679	6 191	613 FUR SKINS TANNED, DRESSED	234	4 942	2 203
678 IRON, STL TUBES, PIPES, ETC	12 844	914	404	621 MATERIALS OF RUBBER	710	1 323	598
681 SILVER, PLATINUM, ETC	7	1 447	714	625 RUBBER TYRES, TUBES	1 371	993	439
682 COPPER EXC CEMENT COPPER	2 286	630	307	628 RUBBER ARTICLES NES	883	1 872	823
684 ALUMINIUM	1 204	371	172	635 WOOD MANUFACTURES NES	331	302	128
686 ZINC	7 485	1 544	660	641 PAPER AND PAPERBOARD	51 152	11 696	5 119
689 NON-FER BASE METALS NES	232	192	83	642 ARTICLES OF PAPER ETC	23 541	8 176	3 624
694 STL, COPPR NAILS, NUTS, ETC	2 627	327	144	651 TEXTILE YARN AND THREAD	4 094	5 839	2 551
696 CUTLERY	46	75	33	652 COTTON FABRICS, WOVEN	3 546	6 334	2 831
712 STEAM ENGINES, TURBINES	34	120	57	653 WOVN MAN-MADE FIB FABRIC	3 340	10 765	4 747
713 INTRNL COMBUS PISTN ENGN	534	555	256	654 OTH WOVEN TEXTILE FABRIC	175	444	187
716 ROTATING ELECTRIC PLANT	13 205	3 700	1 636	655 KNIT ETC FABRICS	4 203	10 924	4 800
729 OTH MACHY FOR SPCL INDUS	1 056	576	257	656 LACE, RIBBONS, TULLE, ETC	157	943	409
736 MACHINE TOOLS FOR METAL	13 422	6 982	3 048	657 SPECIAL TEXTILE ETC PROD	9 244	11 385	4 945
737 METALWORKING MACHNRY NES	155	704	328	658 TEXTILE ARTICLES NES	28	125	48
744 MECHANICAL HANDLING EQU	8 014	3 179	1 433	659 FLOOR COVERINGS ETC	107	81	34
749 NONELEC MACH PTS, ACC NES	1 130	1 803	795	662 CLAY, REFRACTORY BLDG PRD	82 321	10 794	4 703
751 OFFICE MACHINES	214	285	126	663 OTH NONMETAL MINERAL MFS	9 032	7 660	3 360
763 SOUND RECORDS, PHONOGRPH	8	67	30	664 GLASS	6 005	3 302	1 476
764 TELECOM EQPT, PTS, ACC NES	93	69	31	665 GLASSWARE	857	1 876	811
771 ELECTRIC POWER MACHY NES	197	1 844	805	667 PEARL, PREC-, SEMI-P STONE	7 455	928	34
772 SWITCHGEAR ETC & PTS NES	449	2 451	1 099	671 PIG IRON ETC	149 544	10 088	4 495
778 ELECTRICAL MACHINERY NES	1 497	1 381	621	672 IRON, STL PRIMARY FORMS	159 243	20 416	9 053
782 LORRIES, SPCL MTR VEH NES	1 220	341	155	673 IRON AND STEEL SHAPES	235 239	33 148	15 090
783 ROAD MOTOR VEHICLES NES	165	129	59	674 IRN, STL UNIV, PLATE, SHEET	108 435	18 091	8 124
812 PLUMB, HEATING, LIGHTING EQU	477	240	108	675 IRON, STEEL HOOP, STRIP	3 328	450	197
821 FURNITURE	20 553	7 519	3 329	676 RAILWAY RAILS ETC IRN, STL	30 405	6 371	2 805
831 TRAVEL GOODS, HANDBAGS	2 671	1 298	578	677 IRN, STL WIRE EXCL W ROD	189 515	33 765	14 916
842 MENS OUTERWEAR NOT KNIT	5 100	8 640	3 797	678 IRN, STL TUBES, PIPES, ETC	857	361	161
843 WOMENS OUTERWEAR NONKNIT	5 298	22 455	10 035	679 IRN, STL CASTINGS UNWORKE	249	2 414	1 073
844 UNDERWEAR NOT KNIT	6 624	12 363	5 578	681 SILVER, PLATINUM, ETC	18 488	14 140	6 264
845 UNDERWEAR KNIT NONELASTC	5 322	18 351	8 063	682 COPPER EXC CEMENT COPPER	409	934	410
846 UNDERWEAR KNITTED	3 999	5 852	2 581	683 NICKEL	26 069	20 789	9 261
847 TXTL CLTHNG ACCESSRYS NES	79	128	64	684 ALUMINIUM	3 687	6 582	2 995
848 HEADGEAR, NONTXTL CLOTHNG	464	7 493	3 330	691 STRUCTURES AND PARTS NES	2 403	479	214
851 FOOTWEAR	2 853	3 554	1 571	692 METAL TANKS, BOXES, ETC	3 530	3 130	1 406
874 MEASURING, CONTROLLNG INSTR	81	363	161	693 WIRE PRODUCTS NON ELECTR	3 232	2 037	908
892 PRINTED MATTER	37	78	34	694 STL, COPPR NAILS, NUTS, ETC	1 238	7 047	3 112
894 TOYS, SPORTING GOODS, ETC	7 982	3 000	1 315	695 TOOLS	21	146	67
896 WORKS OF ART ETC		340	156	696 CUTLERY	277	675	296
898 MUSICAL INSTRUMENTS, PTS	18	123	52	697 BASE MTL HOUSEHOLD EQUIP	5 768	7 160	3 200
899 OTHER MANUFACTURED GOODS	515	428	190	699 OTHER METAL MANUFACTURES	14 857	36 203	17 032
961 COIN NONGOLD, NONCURRENT	1	193	81	700 INDUSTRIAL PLANT, CHAP 84	24	71	32
971 GOLD, NON MONETARY NES		1 127	500	711 STEAM BOILERS & AUX PLNT	53	919	374
972 GOLD COIN		81	36	712 STEAM ENGINES, TURBINES	2 360	5 140	2 256
				713 INTRNL COMBUS PISTN ENGN	753	2 200	970
EXPORTS	2 149 433	1 131 057	500 327	716 ROTATING ELECTRIC PLANT	104	455	192
001 LIVE ANIMALS	2 144	1 655	736	718 OTH POWER GENERATG MACHY	18 350	20 595	8 883
011 MEAT FRESH, CHILLED, FROZEN	9 962	3 316	1 377	721 AGRIC MACHY, EXC TRACTORS	12 151	9 666	4 214
014 MEAT PREPD, PRSVD, NES ETC	998	258	329	723 CIVIL ENGINEERG EQUIP ETC	12 430	49 147	21 721
022 MILK AND CREAM	91 201	7 359	3 256	724 TEXTILE, LEATHER MACHNRY	395	1 650	740
044 MAIZE UNMILLED	783	1 643	761	725 PAPER ETC MILL MACHINERY	1 762	6 598	2 957
048 CEREAL ETC PREPARATIONS	1 660	1 325	577	726 PRINTG, BKPINDG MACHY, PTS	882	6 030	2 828
054 VEG ETC FRSH, SPLY PRSVD	2 026	302	128	727 FOOD MACHRY NON-DOMESTIC	11 457	50 786	22 468
058 FRUIT PRESERVED, PREPARED	102	197	89	728 OTH MACHY FOR SPCL INDUS	20 136	62 151	27 457
061 SUGAR AND HONEY	2 880	251	116	736 MACHINE TOOLS FOR METAL	1 043	5 470	2 359
062 SUGAR PREPS NON-COCOA	153	102	45	737 METALWORKING MACHNRY NES	9 851	25 907	11 491
071 COFFEE AND SUBSTITUTES	595	1 206	549	741 HEATING, COOLING EQUIPMNT	2 200	8 322	3 699
073 CHOCOLATE AND PRODUCTS	519	361	156	742 PUMPS FOR LIQUIDS ETC	1 530	5 019	2 205
081 FEEDING STUFF FOR ANMLS	44 867	4 696	2 134	743 PUMPS NES, CENTRIFUGES ETC	4 700	8 431	3 724
096 EDIBLE PRODUCTS, PREPS NES	1 002	762	328	744 MECHANICAL HANDLING EQU	6 681	25 974	11 306
112 ALCOHOLIC BEVERAGES	1 343	245	100	745 NONELEC MACHY, TOOLS NES	14 890	33 496	14 884
121 TOBACCO UNMNFCTRD, REFUSE	197	264	112	749 NONELEC MACH PTS, ACC NES	162	1 399	610
122 TOBACCO MFRS	1 262	1 915	839	751 OFFICE MACHINES	70	1 562	694
211 HIDES, SKINS, UNDRESSED	2 142	724	320	752 AUTOPTIC DATA PROC EQUIP	364	2 262	997
222 SEEDS FOR SOFT FIXED OIL	27 50	185	82	759 OFFICE & ADP MCH PTS, ACC	354	1 408	627
233 RUBBER, SYNTHETIC, RECLAIMD	27 283	7 452	3 235	761 TELEVISION RECEIVERS	319	1 238	556
251 PULP AND WASTE PAPER	5 950	463	216	762 RADIO BROADCAST RECEIVRS	94	3 579	1 622
267 OTHER MAN-MADE FIBRES	15 175	7 980	562	763 SOUND RECORDS, PHONOGRPH	249	5 093	2 249
277 NATURAL ABSORBS NES	6	409	194	764 TELECOM EQPT, PTS, ACC NES	1 662	2 469	1 088
278 OTHER CRUDE MINERALS	33 134	847	377	771 ELECTRIC POWER MACHY NES	678	6 700	2 952
287 BASE METAL ORES, CONC NES	20 599	3 155	1 374	772 SWITCHGEAR ETC & PTS NES	4 708	3 852	1 705
292 CRUDE VEG MATERIALS NES	5 759	1 497	635	773 ELECTRO-DISTRIBUTING MACH	572	12 363	5 374
334 PETROLEUM PRODUCTS, REFIN	28 052	5 256	2 216	774 ELECTRO-MEDCL, XRAY EQUIP	1 410	1 528	673
335 RESIDUAL PETRLM PROD NES	7 526	2 252	996	775 HOUSEHOLD TYPE EQUIP NES	2 050	6 685	3 028
431 PROCESD ANML VEG OIL, ETC	2 433	1 235	210	776 TRANSISTORS, VALVES, ETC	28 341	23 903	10 573
511 HYDROCARBONS NES, DERIVS	3 495	1 473	534	778 ELECTRICAL MACHINERY NES	1 751	2 702	1 156
512 ALCOHOLS, PHENOLS, ETC	35 995	9 825	4 253	781 PASS MOTOR VEH EXC BUSES	10 032	13 882	6 041
513 ORGANIC ACIDS, ETC	26 802	7 720	3 480	782 LORRIES, SPCL MTR VEH NES	9 873	11 779	5 494
514 NITROGEN-FUNCTN COMPOUNDS	10 742	7 915	3 507	783 ROAD MOTOR VEHICLES NES	10 802	17 116	7 534
515 ORG-INORG COMPOUNDS ETC	4 116	4 417	1 991	784 MOTOR VEHCL PTS, ACC NES	26	102	42
516 OTHER ORGANIC CHEMICALS	3 720	2 868	1 293	785 MOTOR & OTHER CYCLES ETC	26 818	13 936	6 505
522 INORG ELEHNTS, OXIDES, ETC	31 153	7 311	3 209	786 VEH NES NONMOTR, TRAILERS	5 483	1 755	737
523 OTHR INORGANIC CHEMICALS	19 954	4 511	2 000	791 RAILWAY VEHICLES	61	116	51
524 RADIOACTIVE ETC MATERIAL		69	32	793 SHIPS AND BOATS	452	1 770	768
531 SYNT DYE, NAT INDGO, LAKES	8 402	23 277	10 103	812 PLUMB, HEATING, LIGHTING EQU	1 327	1 944	835
532 DYES NES, TANNING PRODS	9 782	1 546	723	821 FURNITURE	42	120	51
533 PIGMENTS, PAINTS, ETC	20 958	13 983	6 117	822 TRAVEL GOODS, HANDBAGS	15	94	40
541 MEDICINAL ETC PRODUCTS	1 985	15 862	6 954	842 MENS OUTERWEAR NOT KNIT	85	529	230
				843 WOMENS OUTERWEAR NONKNIT			

## 7 IMPORTS AND EXPORTS (SPECIAL TRADE) BY COUNTRIES OF PRODUCTION AND CONSUMPTION AND BY GROUPS OF THE SITC-REV. II 1981

GROUP DESCRIPTION	DT = 100 KG	1 000 DM	1 000 \$	GROUP DESCRIPTION	DT = 100 KG	1 000 DM	1 000 \$
845 OUTERWEAR KNIT NONELASTIC	122	656	289	871 OPTICAL INSTRUMENTS	1	94	42
846 UNDERWEAR KNITTED	23	214	94	872 MEDICAL INSTRUMENTS NES	6	129	57
847 TXTL CLTHNG ACCESSRYS NES	318	464	203	874 MEASURING, CONTROLLING INSTR	25	406	183
848 HEADGEAR, NONTXTL CLOTHNG	169	511	227	881 PHOTO APPAR & EQUIPT NES	11	299	134
851 FOOTWEAR	81	464	207	882 PHOTO, CINEMA SUPPLIES	55	118	53
871 OPTICAL INSTRUMENTS	28	731	326	884 OPTICAL GOODS NES	1	35	43
872 MEDICAL INSTRUMENTS NES	457	8 489	3 685	893 ARTICLES OF PLASTIC NES	140	79	33
873 METERS & COUNTERS NES	73	885	391	895 OFFICE SUPPLIES NES	16	70	31
874 MEASURING, CONTROLLING INSTR	963	17 148	7 555	898 MUSICAL INSTRUMENTS, PTS	89	282	127
881 PHOTO APPAR & EQUIPT NES	178	2 287	999				
882 PHOTO, CINEMA SUPPLIES	1 614	4 565	2 028	CANARY IS			
884 OPTICAL GOODS NES	64	1 171	514	IMPORTS	795 838	125 607	58 598
885 WATCHES AND CLOCKS	93	1 123	494				
892 PRINTED MATTER	1 528	2 738	1 212				
893 ARTICLES OF PLASTIC NES	3 990	5 101	2 269	054 VEG ETC FRSH, SMPLY PRSVD	414 412	90 961	42 671
894 TOYS, SPORTING GOODS, ETC	519	1 007	445	057 FRUIT, NUTS, FRESH, DRIED	4 030	585	275
895 OFFICE SUPPLIES NES	164	948	424	277 NATURAL ABRASIVES NES	2 520	140	62
896 WORKS OF ART ETC	10	436	184	292 CRUDE VEG MATERIALS NES	3 768	4 841	2 178
897 GOLD, SILVER WARE, JEWELRY		367	169	334 PETROLEUM PRODUCTS, REFIN	356 533	26 130	12 045
898 MUSICAL INSTRUMENTS, PTS	475	1 932	849	411 ANIMAL OILS AND FATS	13 965	1 205	584
899 OTHER MANUFACTURED GOODS	449	2 235	984	532 DYES NES, TANNING PRDGS	11	272	121
971 GOLD, NON MONETARY NES		671	290	695 TOOLS	252	501	228
				898 MUSICAL INSTRUMENTS, PTS	111	345	147
ALBANIA				EXPORTS	591 985	185 350	81 761
IMPORTS	518 230	35 329	15 335	011 MEAT FRESH, CHILDL, FROZEN	3 565	877	395
054 VEG ETC FRSH, SMPLY PRSVD	40 769	4 650	2 018	012 MEAT DRIED, SALTED, SMOKED	98	159	70
056 VEGETABLES ETC PRSVD, PREPD	2 841	1 171	531	014 MEAT PREPD, PRSVD, NES ETC	1 940	1 477	664
057 FRUIT, NUTS, FRESH, DRIED	3 066	384	173	022 MILK AND CREAM	62 217	5 482	2 401
075 SPICES	2 583	463	208	023 BUTTER	498	252	111
287 BASE METAL ORES, CONC NES	361 119	6 751	2 858	024 CHEESE AND CURD	2 136	1 259	567
292 CRUDE VEG MATERIALS NES	8 799	2 240	996	037 FISH ETC PREPD PRSVD NES	183	3 147	66
334 PETROLEUM PRODUCTS, REFIN	8 440	641	263	048 CEREAL ETC PREPARATIONS	39 751	3 973	1 714
658 TEXTILE ARTICLES NES	339	280	123	054 VEG ETC FRSH, SMPLY PRSVD	323	1 118	515
659 FLOOR COVERINGS ETC	733	4 036	1 803	056 VEGETABLES ETC PRSVD, PREPD	1 648	465	211
671 PIG IRON ETC	87 252	12 621	5 423	058 FRUIT PRESERVED, PREPARED	1 762	382	167
682 COPPER EXC CEMENT COPPER	250	88	44	062 SUGAR PREPS NON-COCOA	308	236	104
743 PUMPS NES, CENTRIFUGES ETC	99	210	97	071 COFFEE AND SUBSTITUTES	819	952	427
842 MENS OUTERWEAR NOT KNIT	147	139	64	073 CHOCOLATE AND PRODUCTS	139	111	47
844 UNDERWEAR NOT KNIT	510	899	406	075 SPICES	59	84	38
896 WORKS OF ART ETC		156	68	091 MARGARINE AND SHORTENING	2 447	744	335
899 OTHER MANUFACTURED GOODS	481	364	161	098 EDIBLE PRODUCTS, PREPS NES	1 015	391	174
EXPORTS	855 424	59 646	26 767	111 NON-ALCOHL BEVERAGES NES	5 174	677	296
054 VEG ETC FRSH, SMPLY PRSVD	1 180	322	142	112 ALCOHOLIC BEVERAGES	19 700	2 373	1 050
122 TOBACCO MFERS	465	880	402	122 TOBACCO MFERS	1 333	2 691	1 209
278 OTHER CRUDE MINERALS	1 171	98	43	292 CRUDE VEG MATERIALS NES	66	104	45
292 CRUDE VEG MATERIALS NES	73	175	78	334 PETROLEUM PRODUCTS, REFIN	165 850	10 696	4 509
322 COAL, LIGNITE, PEAT	670 269	15 423	7 202	423 FIXED VEG OILS, SORT	91 340	11 240	5 100
334 PETROLEUM PRODUCTS, REFIN	453	140	60	431 PROCESD ANML VEG OIL, ETC	314	68	31
335 RESIDUAL PETRLM PROD NES	3 249	521	234	513 ORGANIC ACIDS, ETC	581	181	77
512 ALCOHOLS, PHENOLS, ETC	137	110	47	523 OTHR INORGANIC CHEMICALS	6 239	441	194
513 ORGANIC ACIDS, ETC	3 187	713	311	533 PIGMENTS, PAINTS, ETC	1 217	1 003	437
514 NITROGEN-FUNCTN COMPOUNDS	160	181	75	553 PERFUMERY, COSMETICS, ETC	152	129	58
515 ORG-INORG COMPOUNDS ETC	88	74	30	554 SOAPS, CLEANING ETC PREPS	146	95	39
516 OTHER ORGANIC CHEMICALS	199	116	47	562 FERTILIZERS MANUFACTURED	80 119	1 854	787
522 INORG ELEMNTS, OXIDES, ETC	2 462	636	271	583 PROD OF POLYMERIZING ETC	749	442	198
523 OTHR INORGANIC CHEMICALS	4 486	822	363	584 CELLULOSE DERIVATIVES ETC	65	48	40
531 SYNT DYE, NAT INDGO, LAKES	487	1 816	797	591 PESTICIDES, DISINFECTANTS	1 153	95	39
533 PIGMENTS, PAINTS, ETC	2 460	786	327	598 MISC CHEMICAL PRDGS NES	1 663	809	357
541 MEDICINAL ETC PRODUCTS	64	334	145	625 RUBBER TYRES, TUBES	855	802	354
554 SOAPS, CLEANING ETC PREPS	3 819	766	334	628 RUBBER ARTICLES NES	32	158	68
582 PROD OF CONDENSATION ETC	269	232	106	634 VENEERS, PLYWOOD, ETC	486	576	259
583 PROD OF POLYMERIZING ETC	222	99	42	635 WOOD MANUFACTURES NES	125	122	55
591 PESTICIDES, DISINFECTANTS	290	237	109	641 PAPER AND PAPERBOARD	2 344	581	258
592 STARCH, INULIN, GLUTEN, ETC	543	327	138	642 ARTICLES OF PAPER ETC	155	146	64
598 MISC CHEMICAL PRDGS NES	4 655	3 692	1 659	651 TEXTILE YARN AND THREAD	177	131	59
625 RUBBER TYRES, TUBES	107	101	44	652 COTTON FABRICS, WOVEN	213	1 108	481
641 PAPER AND PAPERBOARD	1 567	261	109	657 SPECIAL TEXTILE ETC PROD	166	182	81
642 ARTICLES OF PAPER ETC	1 522	375	173	658 TEXTILE ARTICLES NES	136	323	142
654 OTH WOVEN TEXTILE FABRIC	32	71	31	659 FLOOR COVERINGS ETC	458	423	188
662 CLAY, REFRACTORY BLDG PRD	2 135	779	363	662 CLAY, REFRACTORY BLDG PRD	4 915	516	233
663 OTH NONMETAL MINERAL MFS	1 149	367	162	663 OTH NONMETAL MINERAL MFS	248	253	114
671 PIG IRON ETC	76 470	2 494	1 121	664 GLASS	485	183	80
673 IRON AND STEEL SHAPES	15 958	2 540	1 124	665 GLASSWARE	855	670	285
674 IRN, STL UNIV, PLATE, SHEET	26 364	3 557	1 620	666 FOTTERY	103	275	120
675 IRON, STEEL HOOP, STRIP	3 157	409	178	673 IRON AND STEEL SHAPES	662	72	34
677 IRN, STL WIRE EXCL W ROD	999	143	60	674 IRN, STL UNIV, PLATE, SHEET	6 915	692	306
678 IRON, STL TUBES, PIPES, ETC	13 200	2 717	1 209	675 RAILWAY RAILS ETC IRN, STL	939	129	54
681 SILVER, PLATINUM, ETC	1	141	59	677 IRN, STL WIRE EXCL W ROD	1 252	279	124
682 COPPER EXC CEMENT COPPER	1 591	1 048	458	678 IRGN, STL TUBES, PIPES, ETC	6 407	1 618	727
684 ALUMINIUM	509	596	271	682 COPPER EXC CEMENT COPPER	1 331	878	392
687 TIN	550	1 674	738	684 ALUMINIUM	1 154	1 303	573
693 WIRE PRODUCTS NON ELECTR	624	186	82	685 LEAD	149	199	88
699 OTHER METAL MANUFACTURES	210	151	66	691 STRUCTURES AND PARTS NES	679	361	156
713 INTRNL COMBUS PISTN ENGN	37	297	133	695 TOOLS	596	1 440	631
716 ROTATING ELECTRIC PLANT	23	66	30	696 CUTLERY	42	295	127
724 TEXTILE, LEATHER MACHNRY	574	1 487	623	697 BASE MTL HOUSEHOLD EQUIP	776	1 477	652
726 PRINTG, EKKINDG MACHY, PTS	115	102	45	699 OTHER METAL MANUFACTURES	2 015	2 022	900
728 OTH MACHY FOR SPCL INDUS	694	2 151	951	711 STEAM BOILERS & AUX PLNT	98	104	47
742 PUMPS FOR LIQUIDS ETC	96	245	107	713 INTRNL COMBUS PISTN ENGN	712	3 241	1 445
743 PUMPS NES, CENTRIFUGES ETC	158	504	210	716 ROTATING ELECTRIC PLANT	48	83	37
749 NONELEC MACH PTS, ACC NES	299	529	237	724 TEXTILE, LEATHER MACHNRY	72	292	134
761 TELEVISION RECEIVERS	14	89	39	725 PAPER ETC MILL MACHINERY	40	88	39
763 SOUND RECORDRS, PHONOGRPH	10	250	105	726 PRINTG, BKKINDG MACHY, PTS	202	827	373
764 TELECOM EWPT, PTS, ACC NES	20	1 057	474	727 FOOD MACHRY NON-DOMESTIC	69	479	222
772 SWITCHGEAR ETC & PTS NES	9	258	111	728 OTH MACHY FOR SPCL INDUS	958	4 132	1 829
773 ELECTR DISTRIBUTING MACH	1 415	1 088	476	741 HEATING, COOLING EQUIPMNT	218	537	232
774 ELECTRO-MEDCL, XRAY EQUIP	7	96	43	742 PUMPS FOR LIQUIDS ETC	85	322	139
776 TRANSISTORS, VALVES, ETC	2	76	35	743 PUMPS NES, CENTRIFUGES ETC	207	1 017	449
773 ELECTRICAL MACHINERY NES	3 313	2 309	1 023	744 MECHANICAL HANDLING EQU	39	127	55
781 PASS MOTOR VEH EXC BUSES	161	402	179	745 NONELEC MACHY, TOOLS NES	661	2 072	919
784 MOTOR VEHCL PTS, ACC NES	20	79	38	749 NONELEC MACH PTS, ACC NES	516	1 427	614
				751 OFFICE MACHINES	515	1 595	714
				752 AUTOMATIC DATA PROC EQUIP	34	574	256

## 7 IMPORTS AND EXPORTS (SPECIAL TRADE) BY COUNTRIES OF PRODUCTION AND CONSUMPTION AND BY GROUPS OF THE SITC-REV. II 1981

GROUP DESCRIPTION	DT = 100 KG	1 000 DM	1 000 \$	GROUP DESCRIPTION	DT = 100 KG	1 000 DM	1 000 \$
759 OFFICE & ADP MCH PTS,ACC	13	185	80	023 BUTTER	17 000	5 389	2 209
761 TELEVISION RECEIVERS	3 803	10 768	4 736	041 WHEAT ETC UNMILLED	58 985	2 664	1 183
762 RADIO BROADCAST RECEIVERS	96	781	348	054 VEG ETC FRSH,SMPLY PRSVD	3 343	200	88
763 SOUND RECORDERS,PHONOGRPH	82	725	319	061 SUGAR AND HONEY	260 330	28 685	13 560
764 TELECOM EQPT,PTS,ACC NES	236	1 013	441	081 FEEDING STUFF FOR ANIMLS	413	140	61
772 SWITCHGEAR ETC & PTS NES	300	1 363	605	122 TOBACCO MFERS	59	137	56
773 ELECTR DISTRIBUTING MACH	74	185	77	233 RUBBER,SYNTHETIC,RECLAIMD	8 187	1 799	807
774 ELECTRO-MFDCL,XRAY EQUIP	17	232	102	248 WOOD SHAPED	12 142	772	331
775 HOUSEHOLD TYPE EQUIP NES	1 129	2 262	1 016	263 COTTON	691	209	89
776 TRANSISTORS,VALVES,ETC	7	84	34	266 SYNTHETIC FIBRE TO SPIN	34 848	12 638	5 644
778 ELECTRICAL MACHINERY NES	2 792	3 156	1 407	267 OTHER MAN-MADE FIBRES	4 260	1 746	778
781 PASS MOTOR VEH EXC BUSES	24 643	40 090	17 683	268 WOOL(EXC TOPS),ANML HAIR	2 905	2 974	1 354
782 LORRIES,SPCL MTR VEH NES	6 991	8 399	3 695	278 OTHER CRUDE MINERALS	32 212	5 048	2 163
783 ROAD MOTOR VEHICLES NES	361	525	225	292 CRUDE VEG MATERIALS NES	2 842	3 699	1 556
784 MOTOR VEHCL PTS,ACC NES	3 713	9 710	4 307	322 COAL,LIGNITE,PEAT	16 312	209	89
785 MOTOR & OTHER CYCLES ETC	95	316	142	323 BRIQUETS,COKE,SEMI-COKE	112 767	3 402	1 535
812 PLUMBING,HEATING,LIGHTING EQU	1 145	694	306	334 PETROLEUM PRODUCTS,REFIN	8 048	1 552	687
821 FURNITURE	657	632	263	335 RESIDUAL PETRLM PROD NES	5 756	996	440
831 TRAVEL GOODS,HANDBAGS	112	173	75	341 GAS NATURAL AND MANUFCTD			
842 MENS OUTERWEAR NOT KNIT	11	117	54	431 PROCESD ANML VEG OIL,ETC	10 209	1 712	762
843 WOMENS OUTERWEAR NONKNIT	29	488	213	511 HYDROCARBONS NES,DERIVS	3 895	947	424
845 OUTERWEAR KNIT NONELASTC	39	312	133	512 ALCOHOLS,PHENOLS,ETC	4 083	970	434
846 UNDERWEAR KNITTED	9	73	32	513 ORGANIC ACIDS,ETC	22 422	4 837	2 155
848 HEADGEAR,NONTXTL CLOTHNG	5	217	97	514 NITROGEN-FUNCTN COMPOUNDS	1 720	1 175	531
851 FOOTWEAR	99	394	169	515 ORG-INORG COMPOUNDS ETC	2 992	3 539	1 573
871 OPTICAL INSTRUMENTS	3	120	50	516 OTHER ORGANIC CHEMICALS	1 249	673	290
872 MEDICAL INSTRUMENTS NES	75	1 071	484	522 INORG ELEMNTS,OXIDES,ETC	32 850	3 410	1 533
874 MEASURING,CONTROLLNG INSTR	136	1 143	497	523 INORGANIC CHEMICALS	20 113	2 066	922
881 PHOTO APPAR & EQUIPT NES	533	2 713	1 209	531 SYNT DYE,NAT INDGO,LAKES	3 792	6 867	3 040
882 PHOTO,CINEMA SUPPLIES	587	1 514	660	532 DYES NES,TANNING PRODS	6 820	1 304	591
884 OPTICAL GOODS NES	3	683	296	533 PIGMENTS,PAINTS,ETC	7 085	2 817	1 250
885 WATCHES AND CLOCKS	153	790	340	541 MEDICINAL ETC PRODUCTS	1 566	7 007	3 102
892 PRINTED MATTER	5 333	3 776	1 680	551 ESSENTL OIL,PERFUME,ETC	80	278	120
893 ARTICLES OF PLASTIC NES	779	807	356	554 SOAPS,CLEANING ETC PREPS	8 269	2 794	1 244
894 TOYS,SPORTING GOODS,ETC	443	905	411	562 FERTILIZERS MANUFACTURED	551	92	40
895 OFFICE SUPPLIES NES	225	1 064	452	572 EXPLOSIVES,PYROTECH PROD	296	240	102
897 GOLD,SILVER WARE,JEWELRY	3	259	112	582 PROD OF CONDENSATION ETC	19 538	4 411	1 967
898 MUSICAL INSTRUMENTS,PTS	76	429	186	583 PROD OF POLYMERIZING ETC	40 389	10 438	4 661
899 OTHER MANUFACTURED GOODS	149	426	190	584 CELLULOSE DERIVATIVES ETC	2 464	1 230	547
951 WAR FIREARMS,AMMUNITION	30	69	30	591 PESTICIDES,DISINFECTANTS	9 396	6 161	2 774
				592 STARCH,INULIN,GLUTEN,ETC	1 135	657	295
MOROCCO				598 MISC CHEMICAL PRODS NES	27 573	6 172	2 773
IMPORTS	7 280 946	481 945	215 879	611 LEATHER	125	641	293
011 MEAT FRESH,CHILLD,FROZEN	204	85	39	621 MATERIALS OF RUBBER	1 531	1 931	878
034 FISH FRESH,CHILLED,FROZEN	371	385	176	625 RUBBER TYRES,TUBES	724	595	270
037 FISH ETC PREPD PRSVD NES	17 238	9 374	4 184	628 RUBBER ARTICLES NES	921	1 377	612
045 CEREALS NES UNMILLED	12 955	1 426	636	635 WOOD MANUFACTURES NES	366	140	61
054 VEG ETC FRSH,SMPLY PRSVD	289 855	44 972	20 567	641 PAPER AND PAPERBOARD	3 452	1 153	518
056 VEGETABLES ETC PRSVD,PREPD	26 797	4 951	2 184	642 ARTICLES OF PAPER ETC	539	447	193
057 FRUIT,NUTS,FRESH,DRIED	905 630	95 652	44 274	651 TEXTILE YARN AND THREAD	15 420	8 700	3 888
058 FRUIT PRESERVED,PREPARED	56 158	10 892	4 816	652 COTTON FABRICS,WOVEN	1 651	3 397	1 515
061 SUGAR AND HONEY	69 423	1 867	802	653 WOVN MAN-MADE FIB FABRIC	3 393	6 069	2 685
075 SPICES	8 509	1 192	541	654 OTH WOVEN TEXTILE FABRIC	67	172	74
081 FEEDING STUFF FOR ANIMLS	6 914	647	281	655 KNIT ETC FABRICS	3 732	7 972	3 551
111 NON-ALCOHL BEVERAGES NES	5 101	99	46	656 LACE,RIBBONS,TULLE,ETC	3 249	2 970	1 345
112 ALCOHOLIC BEVERAGES	628	142	63	657 SPECIAL TEXTILE ETC PROD	1 485	2 074	930
251 PULP AND WASTE PAPER	38 291	4 290	1 960	662 CLAY,REFRACTORY BLDG PRD	11 006	1 067	460
265 VEG FIBRE,EXCL COTN JUTE	1 114	76	35	663 OTH NONMETAL MINERAL MFS	1 764	1 387	598
271 FERTILIZERS,CRUDE	4 639 474	61 833	27 149	664 GLASS	856	207	89
273 STONE,SAND AND GRAVEL	2 151	81	34	665 GLASSWARE	8 988	1 118	490
281 IRON ORE,CONCENTRATES	333 945	2 556	1 163	666 POTTERY	688	470	202
282 IRON AND STEEL SCRAP	12 723	265	117	671 PIG IRON ETC	1 975	240	107
287 BASE METAL ORES,CONC NES	360 688	29 228	12 650	672 IRON,STL PRIMARY FORMS	64 480	3 975	1 678
288 NONFERR METAL SCRAP NES	3 149	712	318	673 IRON AND STEEL SHAPES	37 520	2 817	1 259
291 CRUDE ANIMAL MTRIALS NES	147	670	300	674 IRN,STL UNIV,PLATE,SHEET	166 122	17 298	7 746
292 CRUDE VEG MATERIALS NES	11 299	2 666	1 215	675 IRON,STEEL HOOP,STRIP	1 313	209	93
334 PETROLEUM PRODUCTS,REFIN	39 986	2 917	1 373	677 IRN,STL WIRE EXCL W ROD	6 775	939	420
411 ANIMAL OILS AND FATS	47 875	4 213	1 853	678 IRON,STL TUBES,PIPES,ETC	32 991	4 278	1 940
423 FIXED VEG OILS,SOFT	388	165	74	681 SILVER,PLATINUM,ETC	2	186	78
431 PROCESD ANML VEG OIL,ETC	243	226	108	682 COPPER EXC CEMENT COPPER	7 474	4 492	2 007
512 ALCOHOLS,PHENOLS,ETC	819	160	64	683 NICKEL	79	142	64
522 INORG ELEMNTS,OXIDES,ETC	280 569	15 798	6 987	684 ALUMINIUM	2 989	1 515	665
551 ESSENTL OIL,PERFUME,ETC	588	909	400	686 ZINC	362	90	39
611 LEATHER	90	797	349	691 STRUCTURES AND PARTS NES	9 846	5 532	2 336
612 LEATHER ETC MANUFACTURES	235	1 031	400	692 METAL TANKS,BOXES,ETC	3 796	1 786	818
633 CORK MANUFACTURES	8 514	1 585	694	693 WIRE PRODUCTS NON ELECTR	1 187	477	219
651 TEXTILE YARN AND THREAD	313	415	196	694 STL,COPPR NAILS,NUTS,ETC	869	883	389
652 COTTON FABRICS,WOVEN	137	126	55	695 TOOLS	1 063	1 723	743
658 TEXTILE ARTICLES NES	2 690	3 182	1 400	696 CUTLERY	195	727	330
659 FLOOR COVERINGS ETC	69 244	113 444	50 458	697 BASE MTL HOUSEHOLD EQUIP	1 842	761	333
666 POTTERY	247	83	35	699 OTHER METAL MANUFACTURES	3 129	3 443	1 540
685 LEAD	7 818	1 361	711	703 INDUSTRIAL PLANT,CHAP 85	416	576	257
697 BASE MTL HOUSEHOLD EQUIP	74	133	59	705 STEAM BOILERS & AUX PLNT	1 327	2 866	1 332
743 PUMPS NES,CENTRIFUGES ETC	10	97	44	712 STEAM ENGINES,TURBINES	42	752	322
749 NONELEC MACH PTS,ACC NES	1	72	716	713 INTRNL COMBUS PISTN ENGN	3 404	8 603	3 833
792 AIRCRAFT	8	739	330	714 ENGINES & MOTORS NES	2	160	77
821 FURNITURE	83	207	90	716 ROTATING ELECTRIC PLANT	934	1 396	632
831 TRAVEL GOODS,HANDBAGS	622	4 197	1 873	718 OTH POWER GENERATG MACHY	22	70	32
842 MENS OUTERWEAR NOT KNIT	1 070	4 194	1 855	721 AGRIC MACHY,EXC TRACTORS	4 872	4 553	2 129
843 WOMENS OUTERWEAR NONKNIT	3 782	12 387	5 469	722 TRACTORS NON-ROAD	4 404	3 343	1 469
844 UNDERWEAR NOT KNIT	873	3 105	1 390	723 CIVIL ENGINEERG EQUIP ETC	7 757	7 938	3 687
845 UNDERWEAR KNIT NONELASTC	5 797	17 734	7 887	724 TEXTILE,LEATHER MACHNRY	10 851	28 956	12 896
846 UNDERWEAR KNITTED	112	612	278	725 PAPER ETC MILL MACHINERY	619	1 925	864
848 HEADGEAR,NONTXTL CLOTHNG	1 221	10 031	4 439	726 PRINTG,BKBINDG MACHY,PTS	1 560	4 288	1 897
851 FOOTWEAR	367	1 703	733	727 FOOD MACHRY NON-DOMESTIC	2 131	5 322	2 386
885 WATCHES AND CLOCKS	9	158	74	728 OTH MACHY FOR SPCL INDUS	6 609	13 904	6 306
896 WORKS OF ART ETC	11	253	118	736 MACHINE TOOLS FOR METAL	1 536	4 643	2 015
899 OTHER MANUFACTURED GOODS	2 136	1 691	756	737 METALWORKING MACHNRY NES	155	360	156
EXPORTS	1 397 885	491 936	218 814	741 HEATING,COOLING EQUIPMNT	3 219	5 198	2 287
001 LIVE ANIMALS	6	91	40	742 PUMPS FOR LIQUIDS ETC	1 650	9 062	4 106
022 MILK AND CREAM	53 832	10 975	5 106	743 PUMPS NES,CENTRIFUGES ETC	1 877	4 306	1 901
				744 MECHANICAL HANDLING EQU	15 639	22 837	10 142
				745 NONELEC MACHY,TOOLS NES	3 537	9 772	4 430
				749 NONELEC MACH PTS,ACC NES	1 978	5 688	2 515
				751 OFFICE MACHINES	499	1 824	809

## 7 IMPORTS AND EXPORTS (SPECIAL TRADE) BY COUNTRIES OF PRODUCTION AND CONSUMPTION AND BY GROUPS OF THE SITC-REV. II 1981

GROUP DESCRIPTION	DT = 100 KG	1 000 DM	1 000 \$	GROUP DESCRIPTION	DT = 100 KG	1 000 DM	1 000 \$
752 AUTOMATIC DATA PROC EQUIP	87	1 597	712	048 CERFAL ETC PREPARATIONS	11 949	4 501	2 018
759 OFFICE & ADP MCH PTS,ACC	5	216	96	054 VEG ETC FRSH,SMPLY PRSVD	15 193	1 251	514
761 TELEVISION RECEIVERS	439	1 433	655	072 COCOA	195	297	139
762 RADIO BROADCAST RECEIVERS	13	85	41	081 FEEDING STUFF FOR ANIMALS	6 746	1 011	441
763 SOUND RECORDERS,PHONOGRPH	8	165	74	098 EDIBLE PRODUCTS,PREPS NES	23 626	12 015	5 676
764 TELECOM EQPT,PTS,ACC NES	1 502	8 733	3 923	122 TOBACCO MFRS	85	91	40
771 ELECTRIC POWER MACHY NES	82	216	96	223 SEEDS FOR OTH FIXED OILS	364	79	36
772 SWITCHGEAR ETC & PTS NES	338	1 824	800	233 RUBBER,SYNTHETIC,RECLAIMD	14 363	3 161	1 414
773 ELECTR DISTRIBUTING MACH	369	320	141	248 WOOD SHAPED	5 200	467	215
774 ELECTRO-MEDCL,XRAY EQUIP	162	2 882	1 258	251 PULP AND WASTE PAPER	2 980	519	226
775 HOUSEHOLD TYPE EQUIP NES	120	224	99	266 SYNTHETIC FIBRE TO SPIN	7 149	2 883	1 274
776 TRANSISTORS,VALVES,ETC	483	1 272	565	273 STONE,SAND AND GRAVEL	23 636	982	426
778 ELECTRICAL MACHINERY NES	928	2 631	1 150	278 OTHER CRUDE MINERALS	156 292	9 737	4 107
781 PASS MOTOR VEH EXC BUSES	4 041	6 602	2 925	291 CRUDE ANIMAL MTRIALS NES	60	134	57
782 LOPRRES,SPCL MTR VEH NES	15 623	28 379	11 434	292 CRUDE VEG MATERIALS NES	697	577	258
783 ROAD MOTOR VEHICLES NES	446	1 252	553	322 COAL,LIGNITE,PEAT	880 283	20 089	8 584
784 MOTOR VEHCL PTS,ACC NES	2 057	6 415	2 878	323 BRIQUETS,COKE,SEMI-COKE	199 100	7 407	3 036
785 MOTOR & OTHER CYCLES ETC	442	673	301	334 PETROLEUM PRODUCTS,REFIN	15 711	3 296	1 466
786 VEH NES NONMOTR,TRAILERS	464	1 735	771	335 RESIDUAL PETRLM PROD NES	5 989	782	360
791 RAILWAY VEHICLES	133	509	236	424 FIXED VEG OIL NONSOFT	45 599	9 276	4 152
812 PLUMEG,HEATING,LIGHTNG EQU	1 370	1 904	859	431 PROCESD ANML VEG OIL,ETC	88 604	18 599	7 956
821 FURNITURE	199	604	265	511 HYDROCARBONS NES,DERIVS	37 792	4 767	2 152
843 WOMENS OUTERWEAR NONKNIT	1 822	2 975	1 324	512 ALCOHOLS,PHENOLS,ETC	718	501	223
845 OUTERWEAR KNIT NONELASTC	2 229	3 967	1 770	513 ORGANIC ACIDS,ETC	105 551	22 375	9 783
847 TXTL CLTHNG ACESRYS NES	36	65	30	514 NITROGEN-FUNCTN COMPOUNDS	1 543	659	294
848 HEADGEAR,NONTXTL CLOTHNG	75	367	158	515 ORG-INORG COMPOUNDS ETC	2 287	1 184	518
851 FOOTWEAR	37	94	43	516 OTHER ORGANIC CHEMICALS	1 008	1 265	571
871 OPTICAL INSTRUMENTS	20	409	184	522 INORG ELEMNTS,OXIDES,ETC	143 489	6 871	3 033
872 MEDICAL INSTRUMENTS NES	149	1 564	682	523 OTHR INORGANIC CHEMICALS	78 338	5 806	2 586
873 METERS & COUNTERS NES	15	165	73	524 RADIOACTIVE ETC MATERIAL		80	35
874 MEASURNG,CONTROLLNG INSTR	318	4 073	1 833	531 SYNT DYE,NAT INDGO,LAKES	3 198	5 932	2 592
881 PHOTO APPAR & EQUIPT NES	84	702	314	532 DYES NES,TANNING PRODS	22 563	3 054	1 326
882 PHOTO,CINEMA SUPPLIES	926	1 958	848	533 PIGMENTS,PAINTS,ETC	131 450	30 662	13 261
884 OPTICAL GOODS NES	2	156	66	541 MEDICINAL ETC PRODUCTS	3 087	11 832	5 258
885 WATCHES AND CLOCKS	99	803	362	551 ESSENTIAL OIL,PERFUME,ETC	2 637	1 458	637
892 PRINTED MATTER	763	1 534	699	553 PERFUMERY,COSMETICS,ETC	2 257	2 567	1 122
893 ARTICLES OF PLASTIC NES	1 291	1 008	443	554 SOAPS,CLEANING ETC PREPS	37 678	7 870	3 457
894 TOYS,SPORTING GOODS,ETC	59	228	96	582 PROD OF CONDENSATION ETC	31 271	12 829	5 577
895 OFFICE SUPPLIES NES	230	695	303	583 PROD OF POLYMERIZING ETC	163 707	36 707	16 347
897 GOLD,SILVER WARE,JEWELRY	11	418	180	584 CELLULOSE DERIVATIVES ETC	16 512	5 529	2 370
898 MUSICAL INSTRUMENTS,PTS	128	349	153	585 PLASTIC MATERIALS NES	105	73	33
899 OTHER MANUFACTURED GOODS	379	1 187	523	591 PESTICIDES,DISINFECTANTS	881	1 152	521
CEUTA MEL				592 STARCH,INULIN,GLUTEN,ETC	4 304	1 848	824
IMPORTS	12	104	47	598 MISC CHEMICAL PRODS NES	75 669	19 180	8 484
EXPORTS	197 511	27 316	12 301	605 INDUSTRIAL PLANT,CHAP 73	2 279	3 463	1 605
022 MILK AND CREAM	1 973	308	131	611 LEATHER	2 223	479	221
024 CHEESE AND CURD	215	128	62	612 LEATHER ETC MANUFACTURES	168	186	88
112 ALCOHOLIC BEVERAGES	825	115	57	621 MATERIALS OF RUBBER	6 014	5 786	2 664
334 PETROLEUM PRODUCTS,REFIN	186 159	8 176	634	625 RUBBER TYRES,TUBES	19 354	12 992	5 864
382 PROD OF CONDENSATION ETC	102	190	49	628 RUBBER ARTICLES NES	1 815	4 094	1 834
697 BASE MTL HOUSEHOLD EQUIP	38	125	56	634 VENEERS,PLYWOOD,ETC	14 156	2 167	969
713 INTRNL COMBUS PISTN ENGN	192	1 181	522	635 WOOD MANUFACTURES NES	31 782	17 855	7 682
749 NONELEC MACH PTS,ACC NES	47	259	116	641 PAPER AND PAPERBOARD	4 371	1 666	722
751 OFFICE MACHINES	63	181	76	642 ARTICLES OF PAPER ETC	1 214	755	335
761 TELEVISION RECEIVERS	266	828	377	651 TEXTILE YARN AND THREAD	71 398	57 264	25 250
762 RADIO BROADCAST RECEIVERS	51	378	171	652 COTTON FABRICS,WOVEN	4 596	10 094	4 396
763 SOUND RECORDERS,PHONOGRPH	29	154	69	653 WOVN MAN-MADE FIB FABRIC	1 473	4 180	1 879
764 TELECOM EQPT,PTS,ACC NES	95	255	118	655 KNIT ETC FABRICS	316	703	332
775 HOUSEHOLD TYPE EQUIP NES	77	303	377	656 LACE,RIBBONS,TULLE,ETC	66	249	114
778 ELECTRICAL MACHINERY NES	127	96	171	657 SPECIAL TEXTILE ETC PROD	2 445	5 599	2 466
781 PASS MOTOR VEH EXC BUSES	5 685	10 616	4 702	661 CEMENT ETC BUILDING PROD	888	211	101
783 ROAD MOTOR VEHICLES NES	60	88	39	662 CLAY,REFRACTORY BLDG PRD	175 240	17 025	7 533
784 MOTOR VEHCL PTS,ACC NES	655	1 866	131	663 OTH NONMETAL MINERAL MFS	30 472	5 422	2 411
842 MENS OUTERWEAR NOT KNIT	11	123	41	664 GLASS	50 873	6 180	2 772
845 OUTERWEAR KNIT NONELASTC	21	191	104	665 GLASSWARE	525	2 191	928
851 FOOTWEAR	86	399	832	671 POTTERY	134	210	92
881 PHOTO APPAR & EQUIPT NES	74	271	671	672 PIG IRON ETC	111 060	4 908	2 155
885 WATCHES AND CLOCKS	34	228	56	673 IRON,STL PRIMARY FORMS	1 866 501	117 912	52 748
ALGERIA				674 IRON AND STEEL SHAPES	460 408	43 094	19 456
IMPORTS	75 960 951	5 326 340	2 359 297	675 IRN,STL UNIV,PLATE,SHEET	983 340	119 428	53 127
054 VEG ETC FRSH,SMPLY PRSVD	41	86	38	676 IRON,STEEL HOOP,STRIP	30 574	4 275	1 910
057 FRUIT,NLTS,FRESH,DRIED	381	251	114	677 IRN,STL WIRE EXCL W ROD	44 599	6 526	2 972
053 FRUIT PRESERVED,PREPARED	462	86	40	678 IRON,STL TUBES,PIPES,ETC	583 973	96 493	43 378
112 ALCOHOLIC BEVERAGES	2 729	410	179	679 IRN,STL CASTINGS UNWORKE	18 525	8 678	3 941
288 NONFERR METAL SCRAP NES	8 479	586	247	681 SILVER,PLATINUM,ETC	37	1 011	447
333 CRUDE PETROLEUM	59 124 466	4 269 801	1 897	682 COPPER EXC CEMENT COPPER	59 690	27 295	12 536
334 PETROLEUM PRODUCTS,REFIN	14 722 860	1 031 548	450	683 NICKEL	63	208	91
335 RESIDUAL PETRLM PROD NES	49 328	2 083	611	684 ALUMINIUM	21 042	10 044	4 404
511 HYDROCARBONS NES,DERIVS	39 962	6 080	930	685 LEAD	10 778	1 891	872
659 FLOOR COVERINGS ETC	281	514	229	686 ZINC	558	241	115
714 ENGINES & MOTORS NES	20	1 167	538	687 TIN	61	202	88
716 ROTATING ELECTRIC PLANT	34	320	144	691 STRUCTURES AND PARTS NES	79 920	41 102	18 051
726 PRINTG,PKBINDG MACHY,PTS	14	126	56	692 METAL TANKS,BOXES,ETC	4 764	5 254	2 280
743 PUMPS NES,CENTRIFUGES ETC	3	380	172	693 WIRE PRODUCTS NON ELECTR	13 649	3 109	1 369
749 NONELEC MACH PTS,ACC NES	191	779	337	694 STL,COPPR NAILS,NUTS,ETC	9 210	7 119	3 176
761 PASS MOTOR VEH EXC BUSES	112	68	30	695 TOOLS	10 621	24 355	10 875
783 ROAD MOTOR VEHICLES NES	126	165	82	696 CUTLERY	94	636	294
792 AIRCRAFT	11	77	34	697 BASE MTL HOUSEHOLD EQUIP	27 283	21 285	9 657
874 MEASURNG,CONTROLLNG INSTR	624	82	266	699 OTHER METAL MANUFACTURES	39 330	20 601	9 045
881 PHOTO APPAR & EQUIPT NES	2	82	36	700 INDUSTRIAL PLANT,CHAP 84	26 595	103 073	45 978
EXPORTS	8 770 367	2 816 132	1 253 653	703 INDUSTRIAL PLANT,CHAP 85	11 127	27 515	12 536
001 LIVE ANIMALS	87	427	188	711 STEAM BOILERS & AUX PLNT	2 726	5 489	2 547
022 MILK AND CREAM	563 013	92 325	40 838	712 STEAM ENGINES,TURBINES	256	1 294	561
023 BUTTER	137 120	56 846	26 983	713 INTRNL COMBUS PISTN ENGN	97 554	202 870	90 557
024 CHEESE AND CURD	16 288	6 160	2 811	714 ENGINES & MOTORS NES	4 468	12 148	5 244
025 EGGS,BIRDS,FRESH,PRSVD	1 302	283	118	716 ROTATING ELECTRIC PLANT	7 098	15 319	6 959
				718 OTH POWER GENERATG MACHY	10 131	13 996	5 939
				721 AGRIC MACHY,EXC TRACTORS	20 978	30 057	13 715
				722 TRACTORS NON-ROAD	13 712	11 216	5 453
				723 CIVIL ENGINEERG EQUIP ETC	76 207	91 306	40 218
				724 TEXTILE,LEATHER MACHNRY	12 281	25 369	11 491
				725 PAPER ETC MILL MACHINERY	1 726	4 066	1 808
				726 PRINTG,PKBINDG MACHY,PTS	3 662	10 099	4 502
				727 FOOD MACHRY NON-DOMESTIC	1 382	3 545	1 599
				728 OTH MACHY FOR SFCL INDUS	38 758	82 012	36 180

## 7 IMPORTS AND EXPORTS (SPECIAL TRADE) BY COUNTRIES OF PRODUCTION AND CONSUMPTION AND BY GROUPS OF THE SITC-REV. II 1981

GROUP DESCRIPTION	DT = 100 KG	1 000 DM	1 000 \$	GROUP DESCRIPTION	DT = 100 KG	1 000 DM	1 000 \$
736 MACHINE TOOLS FOR METAL	13 373	45 335	20 131	EXPORTS	1 986 254	806 392	357 595
737 METALWORKING MACHNRY NES	22 239	15 940	7 077	001 LIVE ANIMALS	24 184	10 875	4 724
741 HEATING,COOLING EQUIPMNT	14 611	37 568	16 464	011 MEAT FRESH,CHILLD,FROZEN	15 366	5 070	2 320
742 PUMPS FOR LIQUIDS ETC	18 756	45 570	19 794	022 MILK AND CREAM	7 635	1 612	738
743 PUMPS NES,CENTRIFUGES ETC	13 685	23 701	10 596	024 CHEESE AND CURD	784	273	115
744 MECHANICAL HANDLING EQU	28 605	44 688	19 590	048 CEREAL ETC PREPARATIONS	250	79	34
745 NONELEC MACHY,TOOLS NES	9 229	31 968	14 237	054 VEG ETC FRSH,SMPLY PRSVD	406	933	412
749 NONELEC MACH PTS,ACC NES	19 128	39 542	17 691	061 SUGAR AND HONEY	180 800	22 191	9 834
751 OFFICE MACHINES	789	3 203	1 382	081 FEEDING STUFF FOR ANMLS	1 315	126	53
752 AUTOMATIC DATA PROC EQUIP	27	2 040	927	098 EDIBLE PRODCTS,PREPS NES	1 859	1 413	620
759 OFFICE & ADP MCH PTS,ACC	26	223	99	122 TOBACCO MFRS	250	485	217
761 TELEVISION RECEIVERS	19 345	43 589	19 181	233 RUBBER,SYNTHETIC,RECLAIMD	4 008	1 377	601
763 SOUND RECORDRS,PHONOGRPH	22	752	331	266 SYNTHETIC FIBRE TO SPIN	3 654	1 939	861
764 TELECOM EQPT,PTS,ACC NES	2 827	26 683	11 963	267 OTHER MAN-MADE FIBRES	102	115	49
771 ELECTRIC POWER MACHY NES	9 047	7 291	3 094	269 WASTE OF TEXTILE FABRICS	6 461	951	422
772 SWITCHGEAR ETC & PTS NES	12 443	37 327	16 619	278 OTHER CRUDE MINERALS	3 725	450	209
773 ELECTR DISTRIBUTING MACH	12 157	11 463	5 184	291 CRUDE ANIMAL MTRIALS NES	249	174	77
774 ELECTRO-MEDCL,XRAY EQUIP	361	7 071	3 016	292 CRUDE VEG MATERIALS NES	298	889	395
775 HOUSEHOLD TYPE EQUIP NES	358	1 037	457	323 BRIQUETS,COKE,SEMI-COKE	637 921	19 329	8 543
776 TRANSISTORS,VALVES,ETC	16	1 482	655	334 PETROLEUM PRODUCTS,REFIN	2 727	651	290
778 ELECTRICAL MACHINERY NES	27 308	39 835	17 795	424 FIXED VEG OIL NONSOFT	4 179	861	364
781 PASS MOTOR VEH EXC BUSES	9 000	17 724	8 149	431 PROCESD ANML VEG OIL,ETC	21 144	3 721	1 654
782 LORRIES,SPCL MTR VEH NES	120 137	174 734	80 468	511 HYDROCARBONS NES,DERIVS	2 804	765	336
783 ROAD MOTOR VEHICLES NES	15 424	25 251	11 157	512 ALCOHOLS,PHENOLS,ETC	1 107	356	156
784 MOTOR VEHCL PTS,ACC NES	86 323	173 686	76 767	513 ORGANIC ACIDS,ETC	16 625	3 923	1 748
785 MOTOR & OTHER CYCLES ETC	1 820	3 676	1 607	514 NITROGEN-FUNCTN COMPOUNDS	1 365	546	245
786 VEH NES NONMOTR,TRAILERS	24 735	24 831	10 859	515 ORG-INORG COMPOUNDS ETC	491	264	116
791 RAILWAY VEHICLES	170	453	213	516 OTHER ORGANIC CHEMICALS	760	244	108
801 INDUSTRIAL PLANT,CHAP 90	659	1 093	494	522 INORG ELEMNTS,OXIDES,ETC	39 070	1 877	839
812 PLUMBGG,HEATING,LGHTNG EQU	22 325	14 011	6 318	523 OTHR INORGANIC CHEMICALS	33 578	2 432	1 071
821 FURNITURE	4 251	5 068	2 240	531 SYNT DYE,NAT INDGO,LAKES	2 533	6 693	2 969
842 MENS OUTERWEAR NOT KNIT	232	1 305	567	532 DYES NES,TANNING PRODS	5 853	1 088	480
847 TXTL CLTHNG ACCESSRYS NES	107	256	110	533 PIGMENTS,PAINTS,ETC	18 505	5 782	2 560
848 HEADGEAR,NONTXTL CLOTHNG	29	117	53	541 MEDICINAL ETC PRODUCTS	576	2 119	957
851 FOOTWEAR	569	2 160	929	551 ESSENTL OIL,PERFUME,ETC	578	1 014	450
871 OPTICAL INSTRUMENTS	70	2 602	1 144	553 PERFUMERY,COSMETICS,ETC	290	197	89
872 MEDICAL INSTRUMENTS NES	964	8 432	3 706	554 SOAPS,CLEANING ETC PREPS	6 746	2 195	972
873 METERS & COUNTERS NES	235	2 919	1 284	582 PROD OF CONDENSATION ETC	11 283	3 440	1 533
874 MEASURING,CONTROLLNG INSTR	1 709	18 674	8 303	583 PROD OF POLYMERIZING ETC	50 201	11 617	5 132
881 PHOTO APPAR & EQUIPT NES	667	7 761	3 406	584 CELLULOSE DERIVATIVES ETC	814	809	357
882 PHOTO,CINEMA SUPPLIES	6 415	16 393	7 010	591 PESTICIDES,DISINFECTANTS	2 930	3 727	1 637
884 OPTICAL GOODS NES	8	162	70	592 STARCH,INULIN,GLUTEN,ETC	1 764	622	273
885 WATCHES AND CLOCKS	407	2 115	941	598 MISC CHEMICAL PRODS NES	22 410	4 143	1 798
892 PRINTED MATTER	1 595	2 483	2 930	611 LEATHER	3 850	9 978	4 445
893 ARTICLES OF PLASTIC NES	3 772	6 641	114	612 LEATHER ETC MANUFACTURES	301	1 077	482
894 TOYS,SPORTING GOODS,ETC	259	262	2 513	613 FUR SKINS TANNED,DRESSED	103	4 427	1 937
895 OFFICE SUPPLIES NES	2 047	5 955	31	621 MATERIALS OF RUBBER	453	549	251
897 GOLD,SILVER WARE,JEWELRY	8	74	518	625 RUBBER TYRES,TUBES	978	632	278
898 MUSICAL INSTRUMENTS,PTS	539	1 128	881	628 RUBBER ARTICLES NES	349	637	284
899 OTHER MANUFACTURED GOODS	642	2 057		634 VENEERS,PLYWOOD,ETC	504	264	119
				635 WOOD MANUFACTURES NES	743	452	193
TUNISIA				641 PAPER AND PAPERBOARD	3 894	1 247	536
IMPORTS	2 374 681	495 362	220 242	642 ARTICLES OF PAPER ETC	3 513	981	433
036 SHELL FISH FRESH,FROZEN	417	363	158	651 TEXTILE YARN AND THREAD	9 745	12 540	5 530
054 VEG ETC FRSH,SMPLY PRSVD	781	236	106	652 COTTON FABRICS,WOVEN	20 519	46 076	20 610
057 FRUIT,NUTS,FRESH,DRIED	1 136	520	234	653 WOVN MAN-MADE FIB FABRIC	17 336	34 584	15 378
075 SPICES	598	232	98	654 OTH WOVEN TEXTILE FABRIC	1 794	5 378	2 330
081 FEEDING STUFF FOR ANMLS	1 000	113	46	655 KNIT ETC FABRICS	12 088	25 321	11 243
112 ALCOHOLIC BEVERAGES	79 603	7 608	3 543	656 LACE,RIBBONS,TULLE,ETC	553	2 910	1 301
251 PULP AND WASTE PAPER	27 297	3 456	1 507	657 SPECIAL TEXTILE ETC PROD	2 391	5 396	2 411
288 NONFERR METAL SCRAP NES	2 535	228	100	658 TEXTILE ARTICLES NES	527	1 648	757
291 CRUDE ANIMAL MTRIALS NES	53	500	219	659 FLOOR COVERINGS ETC	443	287	133
333 CRUDE PETROLEUM	1 712 800	94 105	41 919	661 CEMENT ETC BUILDING PROD	4 999	99	42
551 ESSENTL OIL,PERFUME,ETC	90	283	123	662 CLAY,REFRACTORY BLDG PRD	42 569	5 021	2 215
562 FERTILIZERS MANUFACTURED	445 675	19 620	8 412	663 OTH NONMETAL MINERAL MFS	602	624	275
612 LEATHER ETC MANUFACTURES	1 568	12 019	5 309	664 GLASS	1 445	182	83
633 CORK MANUFACTURES	4 417	894	402	665 GLASSWARE	1 321	645	281
651 TEXTILE YARN AND THREAD	264	182	80	666 POTTERY	82	81	35
652 COTTON FABRICS,WOVEN	45	147	65	671 PIG IRON ETC	5 056	182	76
653 WOVN MAN-MADE FIB FABRIC	35	97	43	672 IRON,STL PRIMARY FORMS	126 846	6 955	3 206
658 TEXTILE ARTICLES NES	4 053	5 992	2 710	673 IRON AND STEEL SHAPES	40 280	3 025	1 417
659 FLOOR COVERINGS ETC	3 135	24 633	10 858	674 IRN,STL UNIV,PLATE,SHEET	86 804	8 923	3 900
663 OTH NONMETAL MINERAL MFS	172	220	103	675 IRON,STEEL HOOP,STRIP	735	119	50
695 TOOLS	741	698	310	677 IRN,STL WIRE EXCL W ROD	2 987	426	192
699 OTHER METAL MANUFACTURES	109	322	144	678 IRON,STL TUBES,PIPES,ETC	186 883	19 431	8 630
714 ENGINES & MOTORS NES	20	1 565	666	681 SILVER,PLATINUM,ETC	4	108	46
716 ROTATING ELECTRIC PLANT	43	652	284	682 COPPER EXC CEMENT COPPER	1 699	1 311	579
724 TEXTILE,LEATHER MACHNRY	94	236	106	684 ALUMINIUM	1 169	937	401
742 PUMPS FOR LIQUIDS ETC	11	334	144	687 TIN	32	76	34
749 NONELEC MACH PTS,ACC NES	75	158	71	691 STRUCTURES AND PARTS NES	1 597	1 389	623
764 TELECOM EQPT,PTS,ACC NES	1 741	3 828	1 674	692 METAL TANKS,BOXES,ETC	229	368	159
771 ELECTRIC POWER MACHY NES	267	2 794	1 246	693 WIRE PRODUCTS NON ELECTR	587	539	244
772 SWITCHGEAR ETC & PTS NES	3 328	19 988	8 882	694 STL,COPPR NAILS,NUTS,ETC	323	583	254
773 ELECTR DISTRIBUTING MACH	5 300	8 030	3 549	695 TOOLS	1 128	4 244	2 026
776 TRANSISTORS,VALVES,ETC	17	1 090	461	696 CUTLERY	72	219	94
778 ELECTRICAL MACHINERY NES	198	230	102	697 BASE MTL HOUSEHOLD EQUIP	2 082	1 121	483
821 FURNITURE	28	192	91	699 OTHER METAL MANUFACTURES	4 122	5 015	2 201
831 TRAVEL GOODS,HANDBAGS	1 144	1 837	809	700 INDUSTRIAL PLANT,CHAP 84	7 271	8 266	3 525
842 MENS OUTERWEAR NOT KNIT	19 477	60 427	27 057	703 INDUSTRIAL PLANT,CHAP 85	15	183	81
843 WOMENS OUTERWEAR NONKNIT	16 819	70 210	31 280	711 STEAM BOILERS & AUX PLNT	755	896	393
844 UNDERWEAR NOT KNIT	8 310	37 475	16 738	712 STEAM ENGINES,TURBINES	62	386	180
845 UNDERWEAR KNIT NONELASTC	9 390	43 309	19 259	713 INTRNL COMBUS PISTN ENGN	6 846	15 007	6 507
846 UNDERWEAR KNITTED	10 210	35 243	15 720	714 ENGINES & MOTORS NES	21	1 699	709
847 TXTL CLTHNG ACCESSRYS NES	3 596	10 750	4 793	716 ROTATING ELECTRIC PLANT	1 098	3 680	1 632
848 HEADGEAR,NONTXTL CLOTHNG	638	9 638	4 230	721 AGRIC MACHY,EXC TRACTORS	9 544	9 032	4 078
851 FOOTWEAR	1 094	3 247	1 435	722 TRACTORS NON-ROAD	19 801	17 293	7 736
874 MEASURING,CONTROLLNG INSTR	43	698	304	723 CIVIL ENGINEERG EQUIP ETC	6 460	8 042	3 589
892 PRINTED MATTER	150	145	61	724 TEXTILE,LEATHER MACHNRY	6 801	21 708	9 657
894 TOYS,SPORTING GOODS,ETC	518	2 186	975	725 PAPER ETC MILL MACHINERY	4 286	11 307	5 067
896 WORKS OF ART ETC		70	32	726 PRINTG,BKBDNG MACHY,PTS	1 623	5 527	2 456
899 OTHER MANUFACTURED GOODS	346	268	119	727 FOOD MACHRY NON-DOMESTIC	795	2 687	1 203
				728 OTH MACHY FOR SPCL INDUS	8 781	18 758	8 223
				736 MACHINE TOOLS FOR METAL	1 161	3 790	1 657
				737 METALWORKING MACHNRY NES	330	824	370

## 7 IMPORTS AND EXPORTS (SPECIAL TRADE) BY COUNTRIES OF PRODUCTION AND CONSUMPTION AND BY GROUPS OF THE SITC-REV. II 1981

GROUP DESCRIPTION	DT = 100 KG	1 000 DM	1 000 \$	GROUP DESCRIPTION	DT = 100 KG	1 000 DM	1 000 \$
741 HEATING, COOLING EQUIPMNT	19 546	20 725	9 135	532 DYES NES, TANNING PRODS	2 098	505	235
742 PUMPS FOR LIQUIDS ETC	881	4 314	1 949	533 PIGMENTS, PAINTS, ETC	16 609	6 970	3 044
743 PUMPS NES, CENTRIFUGES ETC	4 106	4 749	2 124	541 MEDICINAL ETC PRODUCTS	6 043	19 769	8 639
744 MECHANICAL HANDLING EQU	7 863	10 340	4 566	551 ESSENTL OIL, PERFUME, ETC	215	242	103
745 NONELEC MACHY, TOOLS NES	2 404	8 051	3 629	553 PERFUMERY, COSMETICS, ETC	6 295	7 063	3 072
749 NONELEC MACH PTS, ACC NES	1 356	5 571	2 476	554 SOAPS, CLEANING ETC PREPS	38 577	17 224	7 548
751 OFFICE MACHINES	261	985	445	572 EXPLOSIVES, PYROTECH PROD	21 929	7 930	3 465
752 AUTOMATIC DATA PROC EQUIP	5	113	52	582 PROD OF CONDENSATION ETC	7 897	4 316	1 938
759 OFFICE & ADP MCH PTS, ACC	14	171	77	583 PROD OF POLYMERIZING ETC	36 236	11 973	5 231
761 TELEVISION RECEIVERS	615	2 505	1 095	584 CELLULOSE DERIVATIVES ETC	6 337	1 613	700
763 SOUND RECORDERS, PHONOGRPH	3	77	34	591 PESTICIDES, DISINFECTANTS	7 981	8 500	3 730
764 TELECOM EQPT, PTS, ACC NES	5 284	23 528	10 433	592 STARCH, INULIN, GLUTEN, ETC	3 675	2 042	883
771 ELECTRIC POWER MACHY NES	544	2 375	1 053	598 MISC CHEMICAL PRODS NES	24 714	6 479	2 863
772 SWITCHGEAR ETC & PTS NES	5 613	19 779	8 778	602 INDUSTRIAL PLANT, CHAP 68	4 363	1 177	505
773 ELECTA DISTRIBUTING MACH	5 740	3 481	1 525	603 INDUSTRIAL PLANT, CHAP 69	326	74	34
774 ELECTRO-MEDCL, XRAY EQUIP	148	2 589	1 173	604 INDUSTRIAL PLANT, CHAP 70	156	1 090	484
775 HOUSEHOLD TYPE EQUIP NES	175	356	156	605 INDUSTRIAL PLANT, CHAP 73	11 742	14 918	6 317
776 TRANSISTORS, VALVES, ETC	3 146	7 592	3 398	606 INDUSTRIAL PLANT, CHAP 76	138	381	187
778 ELECTRICAL MACHINERY NES	2 651	4 541	2 031	607 INDUSTRIAL PLANT, CHAP 82	5 229	16 245	7 160
781 PASS MOTOR VEH EXC BUSES	14 639	20 296	8 860	621 MATERIALS OF RUBBER	1 012	1 074	475
782 LORRIES, SPCL MTR VEH NES	28 708	36 759	15 975	625 RUBBER TYRES, TUBES	16 471	16 821	7 690
783 ROAD MOTOR VEHICLES NES	1 501	2 524	1 100	628 RUBBER ARTICLES NES	1 517	3 013	1 330
784 MOTOR VEHCL PTS, ACC NES	7 792	22 945	10 336	634 VENEERS, PLYWOOD, ETC	5 490	1 268	544
785 MOTOR & OTHER CYCLES ETC	305	243	107	635 WOOD MANUFACTURES NES	32 406	11 558	5 119
786 VEH NES NONMOTR, TRAILERS	10 999	5 949	2 700	641 PAPER AND PAPERBOARD	8 350	1 177	495
791 RAILWAY VEHICLES	389	1 477	655	642 ARTICLES OF PAPER ETC	60 262	23 842	10 473
812 PLUMBING, HEATING, LIGHTNG EQU	978	634	278	651 TEXTILE YARN AND THREAD	64	612	274
821 FURNITURE	698	832	369	652 COTTON FABRICS, WOVEN	55	199	85
831 TRAVEL GOODS, HANDBAGS	332	3 087	1 376	653 WOVN MAN-MADE FIB FABRIC	102	429	192
842 MENS OUTERWEAR NOT KNIT	5 205	16 242	7 238	656 LACE, RIBBONS, TULLE, ETC	663	2 017	901
843 WOMENS OUTERWEAR NONKNIT	2 473	6 533	2 909	657 SPECIAL TEXTILE ETC PROD	1 520	2 499	1 121
844 UNDERWEAR NOT KNIT	2 169	7 338	3 249	658 TEXTILE ARTICLES NES	12 302	38 090	16 875
845 UNDERWEAR KNIT NONELASTC	1 946	5 224	2 297	659 FLOOR COVERINGS ETC	205	214	96
846 UNDERWEAR KNITTED	9 932	23 841	10 597	661 CEMENT ETC BUILDING PROD	79 627	2 258	965
847 TXTL CLTHNG ACCESSYS NES	4 661	10 734	4 801	662 CLAY, REFRACTORY BLDG PRD	49 827	6 572	2 877
848 HEADGEAR, NONTXTL CLOTHNG	584	2 322	1 043	663 OTH NONMETAL MINERAL MFS	25 667	5 734	2 599
851 FOOTWEAR	40	148	64	664 GLASS	53 350	5 540	2 447
871 OPTICAL INSTRUMENTS	21	820	362	665 GLASSWARE	1 111	1 787	795
872 MEDICAL INSTRUMENTS NES	338	1 984	878	666 POTTERY	455	809	345
874 MEASURING, CONTROLLNG INSTR	357	3 666	1 650	672 IRON, STL PRIMARY FORMS	72 239	5 829	2 568
881 PHOTO APPAR & EQUIPT NES	342	2 581	1 162	673 IRON AND STEEL SHAPES	120 149	12 614	5 503
882 PHOTO, CINEMA SUPPLIES	2 095	5 646	2 501	674 IRN, STL UNIV, PLATE, SHEET	127 826	10 911	4 551
884 OPTICAL GOODS NES	2	226	98	675 IRON, STEEL HOOP, STRIP	62 060	6 165	2 717
885 WATCHES AND CLOCKS	78	416	184	676 RAILWAY RAILS ETC IRN, STL	1 986	277	118
892 PRINTED MATTER	1 954	2 979	1 299	677 IRN, STL WIRE EXCL W ROD	5 207	896	408
893 ARTICLES OF PLASTIC NES	3 830	3 224	1 436	678 IRON, STL TUBES, PIPES, ETC	792 110	101 497	44 827
894 TOYS, SPORTING GOODS, ETC	675	1 216	538	679 IRN, STL CASTINGS UNWORKE	6 673	1 662	731
895 OFFICE SUPPLIES NES	280	610	260	681 SILVER, PLATINUM, ETC	7	721	312
897 GOLD, SILVER WARE, JEWELRY		61	33	682 COPPER EXC CEMENT COPPER	1 979	2 054	923
898 MUSICAL INSTRUMENTS, PTS	141	553	246	684 ALUMINIUM	9 703	5 447	2 291
899 OTHER MANUFACTURED GOODS	1 316	4 579	2 013	685 LEAD	5 154	1 555	691
LIBYA				691 STRUCTURES AND PARTS NES	405 545	235 301	104 545
IMPORTS	108 516 660	7 417 071	3 304 199	692 METAL TANKS, BOXES, ETC	19 777	22 278	9 160
333 CRUDE PETROLEUM	103 792 694	7 098 654	3 162 297	693 WIRE PRODUCTS NON ELECTR	59 398	6 861	3 058
334 PETROLEUM PRODUCTS, REFIN	4 346 674	289 930	128 995	694 STL, COPPR NAILS, NUTS, ETC	11 340	5 301	2 260
512 ALCOHOLS, PHENOLS, ETC	364 809	15 903	7 323	695 TOOLS	8 326	16 586	7 290
712 STEAM ENGINES, TURBINES	44	75	32	696 CUTLERY	332	1 677	724
714 ENGINES & MOTORS NES	25	500	700	697 BASE MTL HOUSEHOLD EQUIP	1 911	3 209	1 417
716 POTATING ELECTRIC PLANT	182	102	210	699 OTHER METAL MANUFACTURES	15 121	12 846	5 687
764 TELECOM EQPT, PTS, ACC NES	3	226	44	700 INDUSTRIAL PLANT, CHAP 84	20 172	48 366	21 889
776 TRANSISTORS, VALVES, ETC	3	79	711	703 INDUSTRIAL PLANT, CHAP 85	4 843	10 198	4 568
874 MEASURING, CONTROLLNG INSTR	3	91	41	711 STEAM BOILERS & AUX PLNT	9 152	7 975	3 463
EXPORTS	6 126 567	3 379 913	1 486 086	712 STEAM ENGINES, TURBINES	1 094	5 487	2 519
001 LIVE ANIMALS	13 062	7 123	3 379	713 INTRNL COMBUS PISTN ENGN	26 596	79 828	35 040
022 MILK AND CREAM	122 523	27 599	11 798	714 ENGINES & MOTORS NES	5	378	178
023 BUTTER	10 201	5 121	2 223	716 ROTATING ELECTRIC PLANT	23 740	65 914	28 993
024 CHEESE AND CURD	14 425	6 789	2 989	721 AGRIC MACHY, EXC TRACTOPS	27 671	26 416	11 833
046 WHEAT ETC MEAL OR FLOUR	367 656	23 222	9 912	722 TRACTORS NON-ROAD	14 299	15 483	6 866
048 CEREAL ETC PREPARATIONS	3 832	4 316	1 910	723 CIVIL ENGINEERG EQUIP ETC	89 432	115 103	50 638
056 VEGETABLES ETC PRSD, PREPD	395	91	39	724 TEXTILE, LEATHER MACHNRY	3 777	15 529	6 767
057 FRUIT, NUTS, FRESH, DRIED	1 000	1 061	447	725 PAPER ETC MILL MACHINERY	368	843	366
058 FRUIT PRESERVED, PREPARED	1 765	1 040	455	726 PRINTG, BKBINDG MACHY, PTS	1 029	5 505	2 400
061 SUGAR AND HONEY	9 207	3 075	1 286	727 FOOD MACHRY NON-DOMESTIC	1 165	3 883	1 699
062 SUGAR PREPS NON-COCOA	976	472	191	728 OTH MACHY FOR SPCL INDUS	62 085	82 061	36 102
072 COCOA	10 973	11 713	4 996	736 MACHINE TOOLS FOR METAL	6 328	11 824	5 289
073 CHOCOLATE AND PRODUCTS	10 910	11 358	4 826	737 PETALWORKING MACHNRY NES	699	1 683	740
081 FEEDING STUFF FOR ANPLS	1 532 471	84 718	36 754	741 HEATING, COOLING EQUIPMNT	23 061	45 887	20 275
098 EDIBLE PRODUCTS, PREFS NES	7 090	2 237	971	742 PUMPS FOR LIQUIDS ETC	19 894	55 163	23 898
122 TOBACCO MFRS	1 774	1 945	819	743 PUMPS NES, CENTRIFUGES ETC	17 693	35 263	15 367
233 RUBBER, SYTHTIC, RECLAIMD	581	70	31	744 MECHANICAL HANDLING EQU	37 062	38 293	17 043
247 OTH WOOD ROUGH, SQUARED	7 695	736	143	745 NONELEC MACHY, TOOLS NES	16 223	22 593	9 921
248 WOOD SHAPED	4 299	326	593	749 NONELEC MACH PTS, ACC NES	13 209	28 718	12 662
266 SYNTHETIC FIBRE TO SPIN	2 019	1 338	432	751 OFFICE MACHINES	2 235	7 793	3 362
273 STONE, SAND AND GRAVEL	41 118	972	36	752 AUTOMATIC DATA PROC EQUIP	81	8 135	3 636
278 OTHER CRUDE MINERALS	47 308	895	390	759 OFFICE & ADP MCH PTS, ACC	120	2 845	1 237
291 CRUDE ANIMAL MTRIALS NES		71	36	761 TELEVISION RECEIVERS	10	169	81
334 PETROLEUM PRODUCTS, REFIN	5 549	1 793	788	762 RADIO BROADCAST RECEIVRS	53	713	305
335 RESIDUAL PETRLM PROD NES	4 888	1 747	790	763 SOUND RECORDERS, PHONOGRPH	115	3 682	1 632
423 FIXED VEG OILS, SOFT	3 104	542	246	764 TELECOM EQPT, PTS, ACC NES	14 561	179 033	79 842
424 FIXED VEG OIL NONSOFT	944	179	75	771 ELECTRIC POWER MACHY NES	26 252	31 883	13 974
431 PROCESD ANML VEG OIL, ETC	264	232	110	772 SWITCHGEAR ETC & PTS NES	34 044	122 273	53 829
511 HYDROCARBONS NES, DERIVS	1 229	370	169	773 ELECTR DISTRIBUTING MACH	78 565	48 786	21 647
512 ALCOHOLS, PHENOLS, ETC	1 142	462	218	774 ELECTRO-MEDCL, XRAY EQUIP	337	11 740	5 157
513 ORGANIC ACIDS, ETC	390	214	99	775 HOUSEHLD TYPE EQUIP NES	10 675	21 595	9 315
514 NITROGEN-FUNCTN COMPOUNDS	2 589	918	431	776 TRANSISTORS, VALVES, ETC	29	2 599	1 128
515 ORG-INORG COMPOUNDS ETC	634	373	158	778 ELECTRICAL MACHINERY NES	19 254	20 933	9 073
516 OTHER ORGANIC CHEMICALS	2 316	1 165	534	781 PASS MOTOR VEH EXC BUSES	22 678	33 916	14 790
522 INORG ELEMNTS, OXIDES, ETC	44 783	5 390	2 352	782 LORRIES, SPCL MTR VEH NES	372 688	484 370	212 847
523 OTHR INORGANIC CHEMICALS	46 562	3 922	1 716	783 ROAD MOTOR VEHICLES NES	139 356	185 496	80 992
531 SYNT DYE, NAT INDGO, LAKES	823	1 374	608	784 MOTOR VEHCL PTS, ACC NES	55 798	162 354	71 033
				785 MOTOR & OTHER CYCLES ETC	489	2 162	947
				786 VEH NES NONMOTR, TRAILERS	75 051	55 934	24 524
				791 RAILWAY VEHICLES	1 464	316	131
				793 SHIPS AND BOATS	5 987	3 899	1 646
				801 INDUSTRIAL PLANT, CHAP 90	902	8 609	3 843



## 7 IMPORTS AND EXPORTS (SPECIAL TRADE) BY COUNTRIES OF PRODUCTION AND CONSUMPTION AND BY GROUPS OF THE SITC-REV. II 1981

GROUP DESCRIPTION	DT = 100 KG	1 000 DM	1 000 \$	GROUP DESCRIPTION	DT = 100 KG	1 000 DM	1 000 \$
802 INDUSTRIAL PLANT,CHAP 94	3 689	10 338	4 832	073 CHCCOLATE AND PRODUCTS	890	742	344
812 PLUMB,HEATING,LIGHTING EQU	5 091	9 383	4 238	081 FEEDING STUFF FOR ANIMLS	37 196	5 250	2 287
821 FURNITURE	69 858	58 747	25 940	098 EDIBLE PRODUCTS,PREPS NES	4 592	3 004	1 370
831 TRAVEL GOODS,HANDBAGS	681	1 652	711	111 NON-ALCOHL BEVERAGES NES	434	76	33
842 MENS OUTERWEAR NOT KNIT	2 890	27 285	11 826	112 ALCOHOLIC BEVERAGES	1 711	507	219
843 WOMENS OUTERWEAR NONKNIT	711	8 098	3 525	122 TOBACCO MFERS	84	239	112
844 UNDERWEAR NOT KNIT	99	1 546	670	233 RUBBER,SYNTHETIC,RECLAIMD	621	181	80
845 OUTERWEAR KNIT NONELASTC	711	10 537	4 492	248 WOOD SHAPED	17 072	1 303	589
846 UNDERWEAR KNITTED	211	1 735	775	251 PULP AND WASTE PAPER	453	85	37
847 TXTL CLTHNG ACCESSRYS NES	179	2 521	1 151	266 SYNTHETIC FIBRE TO SPIN	32 071	16 726	7 189
848 HEADGEAR,NONTXTL CLOTHNG	92	418	181	273 STONE,SAND AND GRAVEL	10 665	239	108
851 FOOTWEAR	266	1 238	559	274 SULPHUR ETC	474	99	42
871 OPTICAL INSTRUMENTS	36	1 048	466	278 OTHER CRUDE MINERALS	5 212	561	241
872 MEDICAL INSTRUMENTS NES	2 550	24 223	10 572	282 BASE METAL ORES,CONC NES	747	100	43
873 METERS & COUNTERS NES	1 585	4 706	2 083	292 CRUDE VEG MATERIALS NES	568	1 318	585
874 MEASURING,CONTROLLNG INSTR	3 955	22 874	10 122	323 BRIQUETS,COKE,SEMI-COKE	162 824	5 511	2 583
881 PHOTO APPAR & EQUIPT NES	432	6 213	2 776	334 PETROLEUM PRODUCTS,REFIN	89 532	8 048	3 684
882 PHOTO,CINEMA SUPPLIES	1 530	2 807	1 278	335 RESIDUAL PETRLM PROD NES	184 193	13 291	5 764
884 OPTICAL GOODS NES	5	899	392	411 ANIMAL OILS AND FATS	9 643	1 232	559
885 WATCHES AND CLOCKS	960	3 914	1 712	423 FIXED VEG OILS,SOFT	78 995	12 369	5 320
892 PRINTED MATTER	1 648	3 263	1 418	424 FIXED VEG OIL NONSOFT	1 736	559	257
893 ARTICLES OF PLASTIC NES	23 648	15 462	6 855	431 PROCESD ANML VEG OIL,ETC	11 705	1 603	728
894 TOYS,SPORTING GOODS,ETC	574	1 448	632	511 HYDROCARBONS NES,DERIVS	9 217	1 298	585
895 OFFICE SUPPLIES NES	4 039	5 696	2 528	512 ALCOHOLS,PHENOLS,ETC	3 318	991	439
897 GOLD,SILVER WARE,JEWELRY	39	1 481	614	513 ORGANIC ACIDS,ETC	35 028	8 141	3 599
898 MUSICAL INSTRUMENTS,PTS	188	767	339	514 NITROGEN-FUNCTN COMPOUNDS	8 569	10 039	4 458
899 OTHER MANUFACTURED GOODS	270	2 856	1 255	515 ORG-INCRG COMPOUNDS ETC	2 961	10 162	4 476
951 WAR FIREARMS,AMMUNITION	109	912	453	516 OTHER ORGANIC CHEMICALS	4 127	1 981	872
971 GOLD,NON MONETARY NES	3	8 846	3 627	522 INORG ELEMTS,OXIDES,ETC	67 309	8 070	3 617
EGYPT				523 OTHR INORGANIC CHEMICALS	172 162	15 530	6 876
IMPORTS	6 724 725	633 762	280 950	531 SYNT DYE,NAT INDGO,LAKES	6 691	19 237	8 337
001 LIVE ANIMALS	40	433	208	532 DYES NES,TANNING PRODS	9 410	1 624	711
034 FISH FRESH,CHILLED,FROZEN	64	96	43	533 PIGMENTS,PAINTS,ETC	55 576	15 936	6 971
054 VEG ETC FRSH,SMPLY PRSVD	91 671	9 086	3 950	541 MEDICINAL ETC PRODUCTS	13 033	73 172	32 659
056 VEGETABLES ETC PRSVD,PREPD	27 752	9 322	4 105	551 ESSENTIL OIL,PERFUME,ETC	452	1 925	836
057 FRUIT,NUTS,FRESH,DRIED	13 399	1 278	597	553 PERFUMERY,COSMETICS,ETC	2 120	1 235	533
061 SUGAR AND HONEY	70 887	1 444	613	554 SOAPS,CLEANING ETC PREPS	15 858	5 016	2 207
075 SPICES	3 941	763	338	562 FERTILIZERS MANUFACTURED	106 671	9 153	4 171
222 SEEDS FOR*SOFT*FIXED OIL	14 698	2 568	1 183	582 PROD OF CONDENSATION ETC	69 785	22 857	10 164
263 COTTON	96 360	46 712	20 685	585 PROD OF POLYMERIZING ETC	190 251	46 010	20 445
266 SYNTHETIC FIBRE TO SPIN	303	81	36	584 CELLULOSE DERIVATIVES ETC	2 685	1 155	509
269 WASTE OF TEXTILE FABRICS	871	225	102	585 PLASTIC MATERIALS NES	1 485	636	269
288 NONFERR METAL SCRAP NES	3 901	535	225	591 PESTICIDES,DISINFECTANTS	14 389	10 572	4 673
289 PREC METAL ORE,WASTE NES	1	4 044	1 844	592 STARCH,INULIN,GLUTEN,ETC	3 419	1 435	624
291 CRUDE ANIMAL MTRIALS NES	696	1 157	511	598 MISC CHEMICAL PRODS NES	70 170	19 472	8 504
292 CRUDE VEG MATERIALS NES	8 386	4 284	1 839	605 INDUSTRIAL PLANT,CHAP 73	7 706	4 793	2 177
333 CRUDE PETROLEUM	4 989 104	284 681	126 384	611 LEATHER	2 330	551	241
334 PETROLEUM PRODUCTS,REFIN	911 734	69 014	30 494	612 LEATHER ETC MANUFACTURES	184	231	107
335 RESIDUAL PETRLM PROD NES	152 023	12 261	5 435	621 MATERIALS OF RUBBER	1 640	1 866	848
512 ALCOHOLS,PHENOLS,ETC	12 733	2 425	1 050	625 RUBBER TYRES,TUBES	1 719	1 446	641
514 NITROGEN-FUNCTN COMPOUNDS	22	104	49	628 RUBBER ARTICLES NES	1 534	2 960	1 312
515 ORG-INORG COMPOUNDS ETC	36	138	62	634 VENEERS,PLYWOOD,ETC	4 880	2 260	1 009
531 SYNT DYE,NAT INDGO,LAKES	38	80	33	635 WOOD MANUFACTURES NES	1 584	464	205
551 ESSENTIL OIL,PERFUME,ETC	70	820	364	641 PAPER AND PAPERBOARD	86 523	22 141	9 865
562 FERTILIZERS MANUFACTURED	7 820	249	108	642 ARTICLES OF PAPER ETC	14 602	7 381	3 234
611 LEATHER	55	141	57	651 TEXTILE YARN AND THREAD	11 957	7 373	3 308
651 TEXTILE YARN AND THREAD	56 779	45 627	20 318	652 COTTON FABRICS,WOVEN	334	772	346
652 COTTON FABRICS,WOVEN	1 289	979	435	653 MOVN MAN-MADE FIB FABRIC	1 595	3 482	1 504
658 TEXTILE ARTICLES NES	2 013	1 903	848	655 KNIT ETC FABRICS	1 162	1 421	628
659 FLOOR COVERINGS ETC	7 649	18 819	8 399	657 SPECIAL TEXTILE ETC PROD	3 114	5 005	2 207
674 IRN,STL UNIV,PLATE,SHEET	45 911	3 093	1 342	658 TEXTILE ARTICLES NES	86	211	97
684 ALUMINIUM	190 886	61 389	26 584	659 FLOOR COVERINGS ETC	2 590	3 692	1 604
697 BASE MTL HOUSEHOLD EQUIP	791	1 470	654	661 CEMENT ETC BUILDING PROD	144 216	2 552	1 123
712 STEAM ENGINES,TURBINES	383	715	322	662 CLAY,REFRACTORY BLDG PRD	73 888	8 557	3 727
713 INTRNL COMBUS PISTN ENGN	127	106	50	663 OTH NONMETAL MINERAL MFS	23 067	6 430	2 858
714 ENGINES & MOTORS NES	671	13 898	6 418	664 GLASS	12 490	2 701	1 215
716 ROTATING ELECTRIC PLANT	219	938	417	665 GLASSWARE	1 176	1 855	814
742 PUMPS FOR LIQUIDS ETC	22	211	92	666 POTTERY	558	848	374
743 PUMPS NES,CENTRIFUGES ETC	57	2 481	1 125	671 PIG IRON ETC	147 161	4 549	2 001
749 NONELEC MACH PTS,ACC NES	56	925	413	672 IRON,STL PRIMARY FORMS	54 724	3 376	1 419
764 TELECOM EQPT,PTS,ACC NES	1	104	49	673 IRON AND STEEL SHAPES	186 886	18 377	8 054
792 AIRCRAFT	88	1 036	456	771 IRN,STL UNIV,PLATE,SHEET	326 585	31 735	14 103
821 FURNITURE	650	550	245	675 IRON,STEEL HOOP,STRIP	49 617	4 661	2 061
831 TRAVEL GOODS,HANDBAGS	144	924	427	676 RAILWAY RAILS ETC IRN,STL	5 389	599	252
843 WOMENS OUTERWEAR NONKNIT	712	2 337	1 043	677 IRN,STL WIRE EXCL W ROD	27 020	3 912	1 764
844 UNDERWEAR NOT KNIT	1 270	2 573	1 143	678 IRON,STL TUBES,PIPES,ETC	162 557	27 059	12 096
845 OUTERWEAR KNIT NONELASTC	210	832	378	681 SILVER,PLATINUM,ETC	48	1 226	554
846 UNDERWEAR KNITTED	3 239	9 791	4 477	682 COPPER EXC CEMENT COPPER	19 832	11 296	5 063
848 HEADGEAR,NONTXTL CLOTHNG	25	309	136	683 NICKEL	146	4 352	186
874 MEASURING,CONTROLLNG INSTR	10	581	263	684 ALUMINIUM	7 908	6 285	2 864
892 PRINTED MATTER	792	330	147	685 LEAD	21 610	4 447	1 957
896 WORKS OF ART ETC	1	133	57	686 ZINC	1 342	278	124
961 COIN NONGLD,NONCURRENT	2	356	163	687 TIN	61	212	93
EXPORTS	5 180 499	2 540 182	1 122 724	691 STRUCTURES AND PARTS NES	42 221	21 557	9 691
001 LIVE ANIMALS	65 147	25 523	11 031	692 METAL TANKS,BOXES,ETC	6 956	5 505	2 471
011 MEAT FRESH,CHILLD,FROZEN	84 958	24 402	10 234	693 WIRE PRODUCTS NON ELECTR	2 622	1 794	803
012 MEAT PREPD,PRSVD,NES ETC	12 456	3 660	1 598	694 STL,COPPR NAILS,NUTS,ETC	9 182	5 158	2 273
024 MILK AND CREAM	103 634	22 142	10 124	695 TOOLS	4 873	15 010	6 616
023 BUTTER	1 790	1 415	612	696 CUTLERY	305	1 003	439
024 CHEESE AND CURD	2 851	1 385	615	697 BASE MTL HOUSEHOLD EQUIP	3 763	3 676	1 585
025 EGGS,BIRDS,FRESH,PRSVD	219	141	63	699 OTHER METAL MANUFACTURES	27 725	17 091	7 513
034 FISH FRESH,CHILLED,FROZEN	334	120	54	700 INDUSTRIAL PLANT,CHAP 84	33 089	46 993	21 596
036 SHELL FISH FRESH,FROZEN	21	92	41	703 INDUSTRIAL PLANT,CHAP 85	1 836	5 457	2 333
048 CEREAL ETL PREPARATIONS	1 707	1 238	513	711 STEAM BOILERS & AUX PLNT	5 395	7 743	3 344
054 VEG ETC FRSH,SMPLY PRSVD	10 960	359	168	712 STEAM ENGINES,TURBINES	1 226	5 236	2 316
058 FRUIT PRESERVED,PREPARED	449	122	56	713 INTRNL COMBUS PISTN ENGN	20 662	52 973	23 459
061 SUGAR AND HONEY	489 793	63 405	27 761	714 ENGINES & MOTORS NES	427	21 938	9 870
062 SUGAR PREPS NON-COCOA	340	185	80	716 ROTATING ELECTRIC PLANT	13 461	20 372	8 980
071 COFFEE AND SUBSTITUTES	42	73	34	718 OTH POWER GENERATG MACHY	5	93	41
072 COCOA	1 085	267	117	721 AGRIC MACHY,EXC TRACTORS	40 985	39 397	17 519
				722 TRACTORS NON-ROAD	19 943	19 661	8 671
				723 CIVIL ENGINEERG EQUIP ETC	63 233	61 578	27 312
				724 TEXTILE,LEATHER MACHNRY	45 561	103 678	45 805
				725 PAPER ETC MILL MACHINERY	2 929	8 836	3 944
				726 PRINTG,BKBINDG MACHY,PTS	6 117	20 360	9 143



## 7 IMPORTS AND EXPORTS (SPECIAL TRADE) BY COUNTRIES OF PRODUCTION AND CONSUMPTION AND BY GROUPS OF THE SITC-REV. II 1981

GROUP DESCRIPTION	DT = 100 KG	1 000 DM	1 000 \$	GROUP DESCRIPTION	DT = 100 KG	1 000 DM	1 000 \$
727 FOOD MACHFY NON-DOMESTIC	2 264	7 317	3 185	515 ORG-INCRG COMPGUNDS ETC	177	475	201
728 OTH MACHFY FOR SPCL INDUS	46 198	108 417	48 240	516 OTHER ORGANIC CHEMICALS	161	151	68
736 MACHINE TOOLS FOR METAL	8 105	25 943	11 589	522 INCRG ELEMNTS,OXIDES,ETC	25 974	4 250	1 873
737 METALWORKING MACHNRY NES	3 186	6 712	2 987	523 OTHR INORGANIC CHEMICALS	97 898	3 206	1 415
741 HEATING,COOLING EQUIPMNT	29 747	51 529	22 654	531 SYNT DYE,NAT INDGO,LAKES	612	2 316	1 021
742 PUMPS FOR LIQUIDS ETC	15 062	38 090	16 670	532 DYES NES,TANNING PRODS	3 595	603	264
743 PUMPS NES,CENTRIFUGES ETC	16 834	33 523	14 841	533 PIGMENTS,PAINTS,ETC	553	357	152
744 MECHANICAL HANDLING EQU	39 676	49 832	22 253	541 MEDICINAL ETC PRODUCTS	2 102	18 194	8 016
745 NONELEC MACHY,TOOLS NES	22 787	52 138	22 968	551 ESSENTL OIL,PERFUME,ETC	86	626	277
749 NONELEC MACH PTS,ACC NES	13 121	31 078	13 725	553 PERFUMERY,COSMETICS,ETC	153	195	88
751 OFFICE MACHINES	1 063	8 679	3 882	554 SOAPS,CLEANING ETC PREPS	812	460	199
752 AUTOMATIC DATA PROC EQUIP	200	3 365	1 484	562 FERTILIZERS MANUFACTURED	1 498	99	45
759 OFFICE & ADP MCH PTS,ACC	31	1 290	577	572 EXPLOSIVES,PYROTECH PROD	1 447	620	263
761 TELEVISION RECEIVERS	2 680	8 950	3 834	583 PROD OF POLYMERIZING ETC	20 589	4 527	2 019
762 RADIO BROADCAST RECEIURS	67	669	297	584 CELLULOSE DERIVATIVES ETC	161	149	64
763 SOUND RECORDRS,PHONOGRAPH	64	506	226	585 PLASTIC MATERIALS NES	273	332	145
764 TELECOM EQPT,PTS,ACC NES	1 914	19 393	8 828	591 PESTICIDES,DISINFECTANTS	465	711	310
771 ELECTRIC POWER MACHY NES	14 304	13 438	6 202	592 STARCH,INULIN,GLUTEN,ETC	3 674	797	347
772 SWITCHGEAR ETC & PTS NES	10 517	39 746	17 642	598 MISC CHEMICAL PRODS NES	2 583	1 238	525
773 ELECTR DISTRIBUTING MACH	27 744	21 100	9 498	605 INDUSTRIAL PLANT,CHAP 73	124	222	97
774 ELECTRO-MEDCL,XRAY EQUIP	695	12 348	5 437	621 MATERIALS OF RUBBER	301	320	139
775 HOUSEHOLD TYPE EQUIP NES	5 113	4 926	2 227	625 RUBBER TYRES,TUBES	1 053	921	422
776 TRANSISTORS,VALVES,ETC	447	2 189	946	628 RUBBER ARTICLES NES	187	365	160
778 ELECTRICAL MACHINERY NES	27 849	33 031	14 577	634 VENEERS,PLYWOOD,ETC	363	96	42
781 PASS MOTOR VEH EXC BUSES	117 705	109 278	47 729	635 WOOD MANUFACTURES NES	403	174	77
782 LORRIES,SPCL MTR VEH NES	210 727	186 868	82 210	641 PAPER AND PAPERBOARD	3 065	561	254
783 ROAD MOTOR VEHICLES NES	21 236	27 047	12 015	642 ARTICLES OF PAPER ETC	1 810	817	349
784 MOTOR VEHCL PTS,ACC NES	174 717	131 737	58 532	652 COTTON FABRICS,WOVEN	48	96	43
785 MOTOR & OTHER CYCLES ETC	86	263	112	653 WOVN MAN-MADE FIB FABRIC	19	89	39
786 VEH NES NONMOTR,TRAILERS	63 674	29 599	13 073	656 LACE,RIBBONS,TULLE,ETC	213	490	222
791 RAILWAY VEHICLES	50 198	104 838	44 858	657 SPECIAL TEXTILE ETC PROD	742	352	152
792 AIRCRAFT	107	6 716	2 921	658 TEXTILE ARTICLES NES	174	272	116
793 SHIPS AND BOATS	112 170	49 453	22 115	659 FLOOR COVERINGS ETC	75	96	40
801 INDUSTRIAL PLANT,CHAP 90	86	366	155	661 CEMENT ETC BUILDING PROD	215 357	3 350	1 517
812 PLUMBGB,HEATING,LGHTNG EQU	3 480	2 210	974	662 CLAY,REFRACTORY BLDG PRD	596	104	44
821 FURNITURE	3 680	5 532	2 381	663 OTH NONMETAL MINERAL MFS	6 373	556	246
831 TRAVEL GOODS,HANDBAGS	59	193	88	664 GLASS	184	67	33
842 MENS OUTERWEAR NOT KNIT	145	255	118	665 GLASSWARE	186	196	85
843 WOMENS OUTERWEAR NONKNIT	141	583	257	673 IRON AND STEEL SHAPES	12 790	1 112	509
845 OUTERWEAR KNIT NONELASTC	15	234	106	674 IRN,STL UNIV,PLATE,SHEET	11 716	1 477	644
846 UNDERWEAR KNITTED	72	117	50	675 IRON,STEEL HOOF,STRIP	630	64	30
847 TXTL CLTHNG ACCESSRYS NES	120	334	145	677 IRN,STL WIRE EXCL W ROD	1 329	251	108
848 HEADGEAR,NONXTL CLOTHNG	63	125	54	678 IRON,STL TUBES,PIPES,ETC	861	229	103
851 FOOTWEAR	97	421	191	682 COPPER EXC CEMENT COPPER	299	270	118
871 OPTICAL INSTRUMENTS	80	4 240	1 853	683 NICKEL	100	327	163
872 MEDICAL INSTRUMENTS NES	814	7 183	3 180	684 ALUMINIUM	533	468	206
873 METERS & COUNTERS NES	1 428	2 466	1 121	685 LEAD	920	142	71
874 MEASURING,CONTROLLNG INSTR	2 132	28 442	12 492	691 STRUCTURES AND PARTS NES	4 367	1 622	704
881 PHOTO APPAR & EQUIPT NES	3 305	3 095	1 349	692 METAL TANKS,BOXES,ETC	1 503	1 206	526
882 PHOTO,CINEMA SUPPLIES	2 695	4 645	2 048	693 WIRE PRODUCTS NON ELECTR	5 000	1 069	479
884 OPTICAL GOODS NES	55	1 193	519	694 STL,COPPR NAILS,NUTS,ETC	1 948	540	241
885 WATCHES AND CLOCKS	223	1 219	538	695 TOOLS	620	1 394	614
892 PRINTED MATTER	3 662	4 691	2 081	697 BASE MTL HOUSEHOLD EQUIP	356	476	207
893 ARTICLES OF PLASTIC NES	46 638	18 496	8 174	699 OTHER METAL MANUFACTURES	12 523	3 080	1 364
894 TOYS,SPORTING GOODS,ETC	377	1 204	546	700 INDUSTRIAL PLANT,CHAP 84	162	860	378
895 OFFICE SUPPLIES NES	1 003	2 467	1 071	711 STEAM BOILERS & AUX PLNT	950	857	369
897 GOLD,SILVER WARE,JEWELRY	14	5 483	2 345	713 INTRNL COMBUS PISTN ENGN	931	5 696	2 517
898 MUSICAL INSTRUMENTS,PTS	411	1 318	568	714 ENGINES & MOTORS NES	6	925	410
899 OTHER MANUFACTURED GOODS	366	1 326	591	716 ROTATING ELECTRIC PLANT	1 645	4 748	2 105
951 WAR FIREARMS,AMMUNITION	59	248	107	721 AGRIC MACHY,EXC TRACTORS	5 585	10 024	4 298
971 GOLD,NON MONETARY NES		754	334	722 TRACTORS NON-ROAD	15 201	10 364	4 459
SUDAN				723 CIVIL ENGINEERG EQUIP ETC	5 077	8 210	3 585
IMPORTS				724 TEXTILE,LEATHER MACHNRY	328	1 372	612
045 CEREALS NES UNMILLED	29 724	2 227	985	725 PAPER ETC MILL MACHINERY	137	509	228
054 VEG ETC FRSH,SMPLY PRSVD	32 422	8 551	3 728	726 PRINTG,BKBDNG MACHY,PTS	310	881	389
056 VEGETABLES ETC PRSVD,PREPD	1 257	390	182	727 FOOD MACHRY NON-DOMESTIC	2 900	5 849	2 553
081 FEEDING STUFF FOR ANMLS	608 313	32 124	14 492	728 OTH MACHFY FOR SPCL INDUS	3 782	7 348	3 264
222 SEEDS FOR*SOFT*FIXED OIL	37 300	11 984	5 205	736 MACHINE TOOLS FOR METAL	1 224	2 239	1 004
223 SEEDS FOR*OTH FIXED OILS	19 709	2 304	1 055	737 METALWORKING MACHNRY NES	299	772	342
263 COTTON	28 591	14 139	6 251	741 HEATING,COOLING EQUIPMNT	3 113	3 818	1 654
291 CRUDE ANIMAL MTRIALS NES	1 105	310	136	742 PUMPS FOR LIQUIDS ETC	421	1 247	548
292 CRUDE VEG MATERIALS NES	30 284	9 348	4 140	743 PUMPS NES,CENTRIFUGES ETC	1 612	2 710	1 197
512 ALCOHOLS,PHENOLS,ETC	500	78	36	744 MECHANICAL HANDLING EQU	734	1 788	781
611 LEATHER	113	119	49	745 NONELEC MACHY,TOOLS NES	168	908	400
651 TEXTILE YARN AND THREAD	2 281	1 788	808	749 NONELEC MACH PTS,ACC NES	389	1 423	626
686 ZINC	1 884	297	127	751 OFFICE MACHINES	97	480	214
792 AIRCRAFT		116	50	752 AUTOMATIC DATA PROC EQUIP	53	798	336
874 MEASURING,CONTROLLNG INSTR	1	147	71	761 TELEVISION RECEIVERS	12	98	44
EXPORTS				763 SOUND RECORDRS,PHONOGRPH		102	41
001 LIVE ANIMALS	21	116	49	764 TELECOM EQPT,PTS,ACC NES	896	10 718	5 010
014 MEAT PREPD,PRSVD,NES ETC	528	102	45	771 ELECTRIC POWER MACHY NES	52	150	68
022 MILK AND CREAM	4 885	1 109	465	772 SWITCHGEAR ETC & PTS NES	385	1 816	803
023 BUTTER	2 001	2 045	953	773 ELECTR DISTRIBUTING MACH	384	482	220
037 FISH ETC PREPD PRSVD NES	2 508	1 133	470	774 ELECTRO-MEDCL,XRAY EQUIP	10	127	56
046 WHEAT ETC MEAL OR FLOUR	4 998	321	145	778 ELECTRICAL MACHINERY NES	866	1 509	649
048 CEREAL ETC PREPARATIONS	1 005	358	161	781 PASS MOTOR VEH EXC BUSES	3 940	6 715	2 960
061 SUGAR AND HONEY	42 552	3 613	1 608	783 ROAD MOTOR VEHICLES NES	5 540	7 996	3 553
081 FEEDING STUFF FOR ANMLS	4 684	818	361	784 MOTOR VEHCL PTS,ACC NES	3 969	14 131	6 249
098 EDIBLE PRODCTS,PREPS NES	110	84	39	786 VEH NES NONMOTR,TRAILERS	2 776	1 482	668
112 ALCOHOLIC BEVERAGES	48 298	6 695	2 991	791 RAILWAY VEHICLES	4 007	10 627	4 699
235 RUBBER,SYNTHETIC,RECLAIMD	1 194	306	132	792 AIRCRAFT	2	137	63
248 WOOD SHAPED	2 070	198	85	793 SHIPS AND BOATS	747	875	377
266 SYNTHETIC FIBRE TO SPIN	842	226	107	812 PLUMBGB,HEATING,LGHTNG EQU	298	340	155
273 STONE,SAND AND GRAVEL	5 288	244	107	821 FURNITURE	4 532	3 160	1 401
278 OTHER CRUDE MINERALS	2 631	151	68	851 FOOTWEAR	37	101	49
287 BASE METAL ORES,CONC NES	4 001	113	45	871 OPTICAL INSTRUMENTS	5	203	89
334 PETROLEUM PRODUCTS,REFIN	5 902	1 174	499	872 MEDICAL INSTRUMENTS NES	107	979	420
335 RESIDUAL PETRLM PROD NES	11 509	1 198	511	874 MEASURING,CONTROLLNG INSTR	363	2 006	958
431 PROCESD ANML VEG OIL,ETC	217	71	32	881 PHOTO APPAR & EQUIPT NES	10	204	90
511 HYDROCARBONS NES,DERIVS	1 677	437	189	882 PHOTO,CINEMA SUPPLIES	157	247	117
				884 OPTICAL GOODS NES	3	102	43
				892 PRINTED MATTER	105	179	79
				893 ARTICLES OF PLASTIC NES	471	794	361
				899 OTHER MANUFACTURED GOODS	161	353	155

## 7 IMPORTS AND EXPORTS (SPECIAL TRADE) BY COUNTRIES OF PRODUCTION AND CONSUMPTION AND BY GROUPS OF THE SITC-REV. II 1981.

GROUP DESCRIPTION	DT = 100 K6	1 000 DM	1 000 \$	GROUP DESCRIPTION	DT = 100 K6	1 000 DM	1 000 \$
MAURITANIA				UPPER VOLTA			
IMPORTS	5 630 503	35 862	15 994	IMPORTS	31 519	12 848	5 638
281 IRON ORE, CONCENTRATES	5 607 724	33 793	15 067	058 FRUIT PRESERVED, PREPARED	380	96	45
292 CRUDE VEG MATERIALS NES	669	169	80	263 COTTON	30 808	12 359	5 421
411 ANIMAL OILS AND FATS	20 499	1 677	748	831 TRAVEL GOODS, HANDBAGS	29	80	33
				899 OTHER MANUFACTURED GOODS	58	96	45
EXPORTS	226 523	49 880	22 202	EXPORTS	50 474	23 637	10 536
022 MILK AND CREAM	67 810	8 516	3 823	022 MILK AND CREAM	700	112	52
023 BUTTER	160	94	47	023 BUTTER	2 500	1 561	728
041 WHEAT ETC UNMILLED	129 217	6 996	2 942	035 FISH SALTED, DRIED, SMOKED	2 810	1 290	588
061 SUGAR AND HONEY	6 080	1 054	447	044 MAIZE UNMILLED	9 854	508	225
533 PIGMENTS, PAINTS, ETC	330	128	58	054 VEG ETC FRSH, SMPLY PRSVD	311	723	413
598 MISC CHEMICAL PRODS NES	1 574	311	129	292 CRUDE VEG MATERIALS NES	121	434	199
628 RUBBER ARTICLES NES	540	624	287	431 PROCESD ANML VEG OIL, ETC	8 128	816	374
652 COTTON FABRICS, WOVEN	848	4 254	1 865	514 NITROGEN-FUNCTN COMPOUNDS	391	486	215
667 PEARL, PREC-, SEMI-P STONE		185	82	522 INORG ELEMNTS, OXIDES, ETC	4 959	399	177
684 ALUMINIUM	1 344	591	262	523 OTHR INORGANIC CHEMICALS	1 989	166	73
693 WIRE PRODUCTS NON ELECTR	356	105	45	531 SYNT DYE, NAT INDGO, LAKES	228	829	370
699 OTHER METAL MANUFACTURES	72	119	55	541 MEDICINAL ETC PRODUCTS	53	240	105
713 INTRNL COMBUS PISTN ENGN	31	94	43	554 SOAPS, CLEANING ETC PREPS	378	152	72
716 ROTATING ELECTRIC PLANT	557	951	430	562 FERTILIZERS MANUFACTURED	3 882	198	89
723 CIVIL ENGINEERG EQUIP ETC	276	456	207	583 PROD OF POLYMERIZING ETC	1 111	301	133
726 PRINTG, BKBINDG MACHY, PTS	34	78	33	584 CELLULOSE DERIVATIVES ETC	121	86	38
728 OTH MACHY FOR SPCL INDUS	497	702	309	591 PESTICIDES, DISINFECTANTS	1 084	1 537	655
741 HEATING, COOLING EQUIPMNT	250	208	85	598 MISC CHEMICAL PRODS NES	653	215	97
744 MECHANICAL HANDLING EQU	22	118	50	625 RUBBER TYRES, TUBES	202	213	93
751 OFFICE MACHINES	74	365	162	628 RUBBER ARTICLES NES	11	71	30
778 ELECTRICAL MACHINERY NES	296	208	89	642 ARTICLES OF PAPER ETC	100	73	30
781 PASS MOTOR VEH EXC BUSES	368	649	289	652 COTTON FABRICS, WOVEN	164	343	156
782 LORRIES, SPCL MTR VEH NES	6 706	8 853	3 952	653 WOVN MAN-MADE FIB FABRIC	60	85	37
783 ROAD MOTOR VEHICLES NES	1 518	2 409	1 075	658 TEXTILE ARTICLES NES	1 295	354	154
784 MOTOR VEHCL PTS, ACC NES	803	2 016	895	662 CLAY, REFRACTORY BLDG PRD	822	88	39
786 VEH NES NONMOTR, TRAILERS	2 026	1 106	493	673 IRON AND STEEL SHAPES	1 594	108	45
791 RAILWAY VEHICLES	555	1 933	841	695 TOOLS	86	79	33
793 SHIPS AND BOATS	1 120	1 259	587	713 INTRNL COMBUS PISTN ENGN	97	608	261
872 MEDICAL INSTRUMENTS NES	10	216	92	716 ROTATING ELECTRIC PLANT	82	204	85
874 MEASURING, CONTROLLING INSTR	48	210	102	722 TRACTORS NON-ROAD	63	73	32
892 PRINTED MATTER	8	96	42	723 CIVIL ENGINEERG EQUIP ETC	30	77	33
897 GOLD, SILVER WARE, JEWELRY	4	101	44	724 TEXTILE, LEATHER MACHNRY	61	499	218
				726 PRINTG, BKBINDG MACHY, PTS	176	447	194
				727 FOOD MACHRY NON-DOMESTIC	221	477	203
				728 OTH MACHY FOR SPCL INDUS	75	431	198
				736 MACHINE TOOLS FOR METAL	46	168	77
				741 HEATING, COOLING EQUIPMNT	29	98	42
				742 PUMPS FOR LIQUIDS ETC	64	150	67
				743 PUMPS NES, CENTRIFUGES ETC	86	456	197
				745 NONELEC MACHY, TOOLS NES	155	754	326
				749 NONELEC MACH PTS, ACC NES	30	200	95
				751 OFFICE MACHINES	80	353	154
				762 RADIO BROADCAST RECEIVRS	9	110	49
				764 TELECOM EQPT, PTS, ACC NES	6	169	78
				775 HOUSEHOLD TYPE EQUIP NES	164	128	59
				778 ELECTRICAL MACHINERY NES	115	97	40
				781 PASS MOTOR VEH EXC BUSES	387	806	348
				782 LORRIES, SPCL MTR VEH NES	2 442	3 014	1 369
				784 MOTOR VEHCL PTS, ACC NES	343	521	228
				871 OPTICAL INSTRUMENTS	1	76	31
				872 MEDICAL INSTRUMENTS NES	19	141	62
				874 MEASURING, CONTROLLING INSTR	8	196	84
				893 ARTICLES OF PLASTIC NES	44	88	39
MALI				NIGER			
IMPORTS	84 656	25 390	11 247	IMPORTS	13 921	38 824	18 216
054 VEG ETC FRSH, SMPLY PRSVD	709	227	108	081 FEEDING STUFF FOR ANIMLS	10 877	429	191
057 FRUIT, NUTS, FRESH, DRIED	569	200	88	524 RADIOACTIVE ETC MATERIAL	2 728	38 249	17 958
081 FEEDING STUFF FOR ANIMLS	20 503	1 095	492				
263 COTTON	51 672	20 691	9 174				
292 CRUDE VEG MATERIALS NES	2 255	459	207				
423 FIXED VEG CILS, SOFT	8 698	2 324	1 008				
431 PROCESD ANML VEG OIL, ETC	179	177	75				

## 7 IMPORTS AND EXPORTS (SPECIAL TRADE) BY COUNTRIES OF PRODUCTION AND CONSUMPTION AND BY GROUPS OF THE SITC-REV. II 1981

GROUP DESCRIPTION	DT = 100 KG	1 000 DM	1 000 \$	GROUP DESCRIPTION	DT = 100 KG	1 000 DM	1 000 \$
744 MECHANICAL HANDLING EQU	238	338	150	585 PLASTIC MATERIALS NES	68	88	38
745 NONELEC MACHY,TOOLS NES	26	254	113	591 PESTICIDES,DISINFECTANTS	312	302	130
749 NONELEC MACH PTS,ACC NES	46	237	116	592 STARCH,INULIN,GLUTEN,ETC	262	99	43
764 TELECOM EQPT,PTS,ACC NES	76	930	397	598 MISC CHEMICAL PRODS NES	6 948	2 277	1 014
775 HOUSEHOLD TYPE EQUIP NES	241	190	83	625 RUBBER TYRES,TUEES	781	282	131
778 ELECTRICAL MACHINERY NES	1 068	741	325	628 RUBBER ARTICLES NES	69	211	97
781 PASS MOTOR VEH EXC BUSES	675	1 453	644	642 ARTICLES OF PAPER ETC	122	110	48
782 LORRIES,SPCL MTR VEH NES	2 324	2 822	1 310	652 COTTON FABRICS,WOVEN	1 759	5 900	2 587
783 ROAD MOTOR VEHICLES NES	288	604	282	653 WOVN MAN-MADE FIB FABRIC	377	618	270
784 MOTOR VEHCL PTS,ACC NES	355	1 076	476	655 KNIT ETC FABRICS	384	395	181
785 MOTOR & OTHER CYCLES ETC	50	210	89	657 SPECIAL TEXTILE ETC PROD	354	203	89
786 VEH NES NONMOTR,TRAILERS	120	118	51	658 TEXTILE ARTICLES NES	89	164	71
874 MEASURING,CONTROLLING INSTR	22	383	167	662 CLAY,REFRACTORY BLDG PRD	3 180	369	165
893 ARTICLES OF PLASTIC NES	933	482	211	663 OTH NONMETAL MINERAL MFS	335	101	47
CHAD				664 GLASS	1 451	207	90
IMPORTS	91 963	34 826	15 533	665 GLASSWARE	14	95	42
263 COTTON	91 958	34 806	15 525	673 IRON AND STEEL SHAPES	1 551	110	50
EXPORTS	36 699	10 320	4 605	678 IRON,STL TUBES,PIPES,ETC	18 688	1 510	646
023 BUTTER	2 000	1 890	837	691 STRUCTURES AND PARTS NES	28	75	34
041 WHEAT ETC UNMILLED	28 387	1 458	655	695 TOOLS	78	268	124
042 RICE	4 500	378	188	696 CUTLERY	46	93	41
292 CRUDE VEG MATERIALS NES	50	149	62	699 OTHER METAL MANUFACTURES	122	202	86
514 NITROGEN-FUNCTN COMPOUNDS	223	440	200	711 STEAM BOILERS & AUX PLNT	133	365	171
531 SYNT DYE,NAT INDGO,LAKES	327	1 349	611	713 INTRNL COMBUS PISTN ENGN	216	563	253
541 MEDICINAL ETC PRODUCTS	341	3 286	1 450	716 ROTATING ELECTRIC PLANT	39	126	53
598 MISC CHEMICAL PRODS NES	182	186	80	723 CIVIL ENGINEER EQUIP ETC	682	1 597	698
724 TEXTILE,LEATHER MACHNRY	12	111	48	724 TEXTILE,LEATHER MACHNRY	132	907	395
773 ELECTR DISTRIBUTING MACH	170	134	59	725 PAPER ETC MILL MACHINERY	57	93	43
784 MOTOR VEHCL PTS,ACC NES	41	650	287	726 PRINTG,BKBDNG MACHY,PTS	22	219	97
CAPE VERDE				727 FOOD MACHRY NON-DOMESTIC	66	231	103
IMPORTS	342	43	19	728 OTH MACHY FOR SPCL INDUS	602	2 207	998
EXPORTS	25 275	7 536	3 332	736 MACHINE TOOLS FOR METAL	48	364	164
022 MILK AND CREAM	11 610	2 711	1 250	741 HEATING,COOLING EQUIPMNT	102	241	107
042 RICE	10 200	1 591	684	742 PUMPS FOR LIQUIDS ETC	485	1 407	628
423 FIXED VEG OILS,SOFT	1 022	359	155	743 PUMPS NES,CENTRIFUGES ETC	394	1 048	452
591 PESTICIDES,DISINFECTANTS	100	97	42	744 MECHANICAL HANDLING EQU	166	260	115
678 IRON,STL TUBES,PIPES,ETC	843	134	54	745 NONELEC MACHY,TOOLS NES	602	624	279
695 TOOLS	37	74	32	749 NONELEC MACH PTS,ACC NES	266	743	319
713 INTRNL COMBUS PISTN ENGN	80	525	238	751 OFFICE MACHINES	68	373	164
716 ROTATING ELECTRIC PLANT	110	303	136	761 TELEVISION RECEIVERS	126	307	141
741 HEATING,COOLING EQUIPMNT	69	132	57	762 RADIO BROADCAST RECEIVERS	5	116	48
742 PUMPS FOR LIQUIDS ETC	57	169	72	763 SOUND RECORDRS,PHONOGRPH	4	79	34
764 TELECOM EQPT,PTS,ACC NES	12	93	47	764 TELECOM EQPT,PTS,ACC NES	5	132	57
778 ELECTRICAL MACHINERY NES	219	130	55	772 SWITCHGEAR ETC & PTS NES	5	99	42
692 PRINTED MATTER	11	95	41	778 ELECTRICAL MACHINERY NES	668	598	257
SENEGAL				781 PASS MOTOR VEH EXC BUSES	1 287	2 469	1 075
IMPORTS	34 132	14 878	6 557	782 LORRIES,SPCL MTR VEH NES	831	1 092	503
034 FISH FRESH,CHILLED,FROZEN	2 134	1 745	781	784 MOTOR VEHCL PTS,ACC NES	526	1 222	539
036 SHELL FISH FRESH,FROZEN	1 207	1 729	769	786 VEH NES NONMOTR,TRAILERS	175	156	59
037 FISH ETC PREPD PRSVD NES	10 873	8 489	3 693	792 AIRCRAFT	8	1 213	564
054 VEG ETC FRSH,SMPLY PRSVD	1 568	591	276	812 PLUGG,HEATING,LIGHTNG EQU	79	107	43
057 FRUIT,NUTS,FRESH,DRIED	314	150	65	821 FURNITURE	417	223	99
081 FEEDING STUFF FOR ANIMLS	10 770	426	187	874 MEASURING,CONTROLLING INSTR	57	1 149	494
278 OTHER CRUDE MINERALS	3 990	97	43	881 PHOTO APPAR & EQUIPT NES	35	192	86
288 NONFERR METAL SCRAP NES	301	82	37	882 PHOTO,CINEMA SUPPLIES	210	343	147
292 CRUDE VEG MATERIALS NES	152	78	34	892 PRINTED MATTER	308	528	233
512 ALCOHOLS,PHENOLS,ETC	2 252	304	144	893 ARTICLES OF PLASTIC NES	96	104	48
749 NONELEC MACH PTS,ACC NES	1	159	71	894 TOYS,SPORTING GOODS,ETC	52	135	60
941 ZOO ANIMALS,PETS	82	709	314	895 OFFICE SUPPLIES NES	43	162	71
EXPORTS	426 855	73 800	32 448	897 GOLD,SILVER WARE,JEWELRY	12	306	138
022 MILK AND CREAM	21 430	5 160	2 247	899 OTHER MANUFACTURED GOODS	41	77	33
035 FISH SALTED,DRIED,SMOKED	550	249	115	GAMBIA			
041 WHEAT ETC UNMILLED	165 779	8 122	3 400	IMPORTS	30 552	1 777	831
048 CEREAL ETC PREPARATIONS	1 063	87	39	081 FEEDING STUFF FOR ANIMLS	30 550	1 626	764
054 VEG ETC FRSH,SMPLY PRSVD	62	142	65	667 PEARL,PREC-,SEMI-P STONE		128	58
062 SUGAR PREFS NON-COCOA	215	104	47	EXPORTS	110 682	16 893	7 488
098 EDIBLE PRODCTS,PPRPS NES	3 667	633	280	022 MILK AND CREAM	2 840	540	240
233 RUBBER,SYNTHETIC,RECLAIPD	198	198	90	042 RICE	4 296	558	232
269 WASTE OF TEXTILE FABRICS	62	107	48	046 WHEAT ETC MEAL OR FLOUR	13 022	712	321
274 SULPHUR ETC	66 565	1 932	894	061 SUGAR AND HONEY	81 681	8 075	3 601
292 CRUDE VEG MATERIALS NES	20	89	36	335 RESIDUAL PETRLM PROD NES	996	144	63
335 RESIDUAL PETRLM PROD NES	4 312	733	336	423 FIXED VEG OILS,SOFT	663	128	56
423 FIXED VEG OILS,SOFT	11 169	1 638	694	523 OTHR INORGANIC CHEMICALS	1 000	239	112
431 PROCESD ANML VEG OIL,ETC	273	71	32	531 SYNT DYE,NAT INDGO,LAKES	19	98	46
511 HYDROCARBONS NES,DERIVS	798	294	127	541 MEDICINAL ETC PRODUCTS	80	178	80
512 ALCOHOLS,PHENOLS,ETC	463	182	79	591 PESTICIDES,DISINFECTANTS	204	231	96
513 ORGANIC ACIDS,ETC	3 097	608	268	652 COTTON FABRICS,WOVEN	450	1 878	829
514 NITROGEN-FUNCTN COMPOUNDS	255	181	81	653 WOVN MAN-MADE FIB FABRIC	99	109	50
515 ORG-INORG COMPOUNDS ETC	173	1 139	491	665 GLASSWARE	1 015	101	45
516 OTHER ORGANIC CHEMICALS	54	94	42	693 WIRE PRODUCTS NON ELECTR	788	70	31
522 INORG ELEMNTS,OXIDES,ETC	18 590	1 574	738	695 TOOLS	48	77	35
523 OTHR INORGANIC CHEMICALS	4 047	287	126	713 INTRNL COMBUS PISTN ENGN	67	247	106
531 SYNT DYE,NAT INDGO,LAKES	1 651	4 347	1 968	722 TRACTORS NON-ROAD	216	287	133
532 DYES NES,TANNING PRODS	1 349	267	120	727 FOOD MACHRY NON-DOMESTIC	27	156	71
533 PIGMENTS,FAINTS,ETC	633	321	144	741 HEATING,COOLING EQUIPMNT	87	80	34
541 MEDICINAL ETC PRODUCTS	150	272	121	742 PUMPS FOR LIQUIDS ETC	19	77	35
553 PERFUMERY,COSMETICS,ETC	63	96	43	745 NONELEC MACHY,TOOLS NES	72	156	73
554 SOAPS,CLEANING ETC PREFS	1 597	671	293	751 OFFICE MACHINES	17	127	57
562 FERTILIZERS MANUFACTURED	41 993	1 411	623	764 TELECOM EQPT,PTS,ACC NES	6	173	78
582 PROD OF CONDENSATION ETC	607	251	110	778 ELECTRICAL MACHINERY NES	204	130	55
583 PROD OF POLYMERIZING ETC	25 883	5 089	2 216	781 PASS MOTOR VEH EXC BUSES	385	759	334
				784 MOTOR VEHCL PTS,ACC NES	53	165	71
				831 TRAVEL GOODS,HANDBAGS	25	71	31

## 7 IMPORTS AND EXPORTS (SPECIAL TRADE) BY COUNTRIES OF PRODUCTION AND CONSUMPTION AND BY GROUPS OF THE SITC-REV. II 1981

GROUP DESCRIPTION	DT = 100 KG	1 000 DM	1 000 \$	GROUP DESCRIPTION	DT = 100 KG	1 000 DM	1 000 \$
GUIN BISSAU				411 ANIMAL OILS AND FATS	432	74	34
IMPORTS	233	112	50	423 FIXED VEG OILS,SOFT	14 519	2 350	1 045
EXPORTS	14 021	2 958	1 301	424 FIXED VEG OIL NONSOFT	1 607	323	138
022 MILK AND CREAM	520	87	37	431 PROCESD ANML VEG OIL,ETC	22 789	2 970	1 302
046 WHEAT ETC MEAL OR FLOUR	7 300	391	160	522 INORG ELEMNTS,OXIDES,ETC	3 614	314	143
292 CRUDE VEG MATERIALS NES	20	96	45	523 OTHR INORGANIC CHEMICALS	3 296	208	92
541 MEDICINAL ETC PRODUCTS	39	127	57	531 SYNT DYE,NAT INDGO,LAKES	43	137	59
684 ALUMINIUM	374	219	92	533 PIGMENTS,PAINTS,ETC	593	273	126
692 METAL TANKS,BOXES,ETC	1 080	480	227	541 MEDICINAL ETC PRODUCTS	295	1 176	519
713 INTRNL COMBUS PISTN ENGN	40	256	116	554 SOAPS,CLEANING ETC PREPS	410	86	40
728 OTH MACHY FOR SPCL INDUS	19	76	36	562 FERTILIZERS MANUFACTURED	5 620	268	118
741 HEATING,COOLING EQUIPMNT	70	347	156	582 PROD OF CONDENSATION ETC	789	260	118
781 PASS MOTOR VEH EXC BUSES	72	83	36	583 PROD OF POLYMERIZING ETC	421	165	75
REP GUINEA				591 PESTICIDES,DISINFECTANTS	186	264	120
IMPORTS	14 304 641	174 540	77 238	598 MISC CHEMICAL PRODS NES	681	148	61
071 COFFEE AND SUBSTITUTES	2 603	1 333	576	625 RUBBER TYRES,TUBES	374	240	107
072 COCOA	1 071	573	259	628 RUBBER ARTICLES NES	49	72	33
081 FEEDING STUFF FOR ANIMLS	15 469	656	298	641 PAPER AND PAPERBOARD	330	96	43
247 OTH WOOD FOUGH,SQUARED	11 450	661	294	652 COTTON FABRICS,WOVEN	159	210	94
287 BASE METAL ORES,CONC NES	14 273 807	171 179	75 751	653 WOVN MAN-MADE FIB FABRIC	371	235	105
EXPORTS	88 065	47 363	20 738	655 KNIT ETC FABRICS	661	598	259
046 WHEAT ETC MEAL OR FLOUR	51 695	2 901	1 270	657 SPECIAL TEXTILE ETC PROD	359	136	59
121 TOBACCO UNMNFCTRD,REFUSE	1 036	167	70	661 CEMENT ETC BUILDING PROD	36 786	547	245
523 OTHR INORGANIC CHEMICALS	2 067	119	52	671 P16 IRON ETC	3 000	578	257
531 SYNT DYE,NAT INDGO,LAKES	40	297	131	673 IRON AND STEEL SHAPES	7 086	663	294
541 MEDICINAL ETC PRODUCTS	292	2 159	995	674 IRN,STL UNIV,PLATE,SHEET	461	67	31
583 PROD OF POLYMERIZING ETC	1 092	356	160	675 IRON,STEEL HOOP,STRIP	500	99	44
591 PESTICIDES,DISINFECTANTS	115	154	69	684 ALUMINIUM	311	227	104
611 LEATHER	27	206	103	691 STRUCTURES AND PARTS NES	3 298	1 138	503
612 LEATHER ETC MANUFACTURES	43	136	66	692 METAL TANKS,BOXES,ETC	1 452	337	147
625 RUBBER TYRES,TUBES	356	94	45	693 WIRE PRODUCTS NON ELECTR	925	276	120
641 PAPER AND PAPERBOARD	1 572	459	209	695 TOOLS	94	167	72
651 TEXTILE YARN AND THREAD	56	119	55	699 OTHER METAL MANUFACTURES	336	177	76
652 COTTON FABRICS,WOVEN	363	638	261	713 INTRNL COMBUS PISTN ENGN	75	318	140
653 WOVN MAN-MADE FIB FABRIC	297	478	219	716 ROTATING ELECTRIC PLANT	1 174	2 357	1 030
655 KNIT ETC FABRICS	45	90	40	721 AGRIC MACHY,EXC TRACTORS	64	112	51
663 OTH NONMETAL MINERAL MFS	30	70	35	723 CIVIL ENGINEERG EQUIP ETC	761	811	351
675 IRON,STEEL HOOP,STRIP	485	140	62	726 PRINTG,BKINGNDG MACHY,PTS	40	161	72
684 ALUMINIUM	2 762	1 364	653	727 FOOD MACHRY NON-DOMESTIC	52	520	220
691 STRUCTURES AND PARTS NES	888	452	201	728 OTH MACHY FOR SPCL INDUS	680	1 114	500
692 METAL TANKS,BOXES,ETC	1 277	615	258	743 PUMPS NES,CENTRFUGES ETC	48	178	75
695 TOOLS	12	119	56	744 MECHANICAL HANDLING EQU	212	170	73
699 OTHER METAL MANUFACTURES	225	393	176	745 NONELEC MACHY,TOOLS NES	82	529	232
711 STEAM BOILERS & AUX PLNT	90	82	36	749 NONELEC MACH PTS,ACC NES	56	137	58
713 INTRNL COMBUS PISTN ENGN	314	1 117	492	751 OFFICE MACHINES	73	351	158
716 ROTATING ELECTRIC PLANT	2 364	7 732	3 121	752 AUTOMTIC DATA PROC EQUIP	14	164	74
721 AGRIC MACHY,EXC TRACTORS	52	81	36	764 TELECOM EQPT,PTS,ACC NES	11	361	160
722 TRACTORS NON-ROAD	68	106	47	772 SWITCHGEAR ETC & PTS NES	70	296	128
723 CIVIL ENGINEERG EQUIP ETC	2 284	3 419	1 538	773 ELECTR DISTRIBUTING MACH	960	724	358
724 TEXTILE,LEATHER MACHNRY	3 089	6 826	3 039	778 ELECTRICAL MACHINERY NES	422	328	147
725 PAPER ETC MILL MACHINERY	57	156	71	781 PASS MOTOR VEH EXC BUSES	1 264	2 139	949
726 PRINTG,BKINGNDG MACHY,PTS	185	734	323	782 LORRIES,SPCL MTR VEH NES	1 095	1 240	553
728 OTH MACHY FOR SPCL INDUS	873	2 332	1 047	783 ROAD MOTOR VEHICLES NES	1 231	1 886	824
736 MACHINE TOOLS FOR METAL	53	109	45	784 MOTOR VEHCL PTS,ACC NES	647	2 036	904
741 HEATING,COOLING EQUIPMNT	40	86	38	786 VEH NES NONMOTR,TRAILERS	713	456	197
743 PUMPS NES,CENTRFUGES ETC	67	129	57	792 AIRCRAFT	5	278	124
744 MECHANICAL HANDLING EQU	1 905	2 357	1 006	793 SHIPS AND BOATS	3 200	918	435
745 NONELEC MACHY,TOOLS NES	40	414	183	821 FURNITURE	60	80	38
749 NONELEC MACH PTS,ACC NES	91	272	120	872 MEDICAL INSTRUMENTS NES	12	123	50
751 OFFICE MACHINES	26	93	43	874 MEASURNG,CONTROLNG INSTR	10	91	38
771 ELECTRIC POWER MACHY NES	325	768	382	882 PHOTO,CINEMA SUPPLIES	98	230	103
772 SWITCHGEAR ETC & PTS NES	147	271	126	LIBERIA			
773 ELECTR DISTRIBUTING MACH	154	284	139	IMPORTS	74 948 606	476 049	211 322
774 ELECTRO-MEDCL,XRAY EQUIP	33	257	108	071 COFFEE AND SUBSTITUTES	4 389	2 253	965
778 ELECTRICAL MACHINERY NES	80	86	38	072 COCOA	22 890	10 290	4 582
781 PASS MOTOR VEH EXC BUSES	831	1 227	543	232 NATURAL RUBBER,GUMS	11 109	3 268	1 543
782 LORRIES,SPCL MTR VEH NES	4 762	3 957	1 680	247 OTH WOOD ROUGH,SQUARED	618 734	45 023	19 863
783 ROAD MOTOR VEHICLES NES	110	147	61	248 WOOD SHAPED	58 352	5 939	2 688
786 VEH NES NONMOTR,TRAILERS	243	283	130	281 IRON ORE,CONCENTRATES	74 142 754	402 124	178 540
793 SHIPS AND BOATS	2 000	600	262	288 NONFERR METAL SCRAP NES	250	74	37
821 FURNITURE	99	64	30	334 PETROLEUM PRODUCTS,REFIN	4 207	126	55
874 MEASURNG,CONTROLNG INSTR	14	134	56	424 FIXED VEG OIL NONSOFT	2 495	407	173
881 PHOTO APPAR & EQUIPT NES	36	363	160	598 MISC CHEMICAL PRODS NES	170	106	43
893 ARTICLES OF PLASTIC NES	147	131	58	676 RAILWY RAILS ETC IRN,STL	9 798	361	167
SIERRA LEONE				713 INTRNL COMBUS PISTN ENGN	81	138	64
IMPORTS	6 121 893	54 916	24 282	793 SHIPS AND BOATS	70 420	2 913	1 193
071 COFFEE AND SUBSTITUTES	9 179	4 816	2 105	941 ZOO ANIMALS,PETS	19	329	144
072 COCOA	268	112	53	971 GOLD,NON MONETARY NES		1 832	880
081 FEEDING STUFF FOR ANIMLS	7 254	300	145	EXPORTS	1 093 976	285 539	127 485
287 BASE METAL ORES,CONC NES	6 093 369	47 850	21 162	014 MEAT PREPD,PRSVDD,NES ETC	75	72	31
288 NONFERR METAL SCRAP NES	394	123	58	022 MILK AND CREAM	4 129	830	357
292 CRUDE VEG MATERIALS NES	4 781	811	361	024 CHEESE AND CURD	449	269	113
424 FIXED VEG OIL NONSOFT	5 074	662	293	035 FISH SALTED,DRIED,SMOKED	886	421	188
EXPORTS	258 126	45 301	20 113	037 FISH ETC PREPD PRSVDD NES	303	133	57
022 MILK AND CREAM	10 668	2 255	1 058	047 OTHER CEREAL MEALS,FLOUR			
046 WHEAT ETC MEAL OR FLOUR	57 124	2 996	1 322	048 CEREAL ETC PREPARATIONS	5 051	482	214
043 CEREAL ETC PREPARATIONS	6 701	553	242	061 SUGAR AND HONEY	11 571	1 548	690
061 SUGAR AND HONEY	27 617	3 283	1 449	098 EDIBLE PRODCTS,PREPS NES	316	162	73
269 WASTE OF TEXTILE FABRICS	511	104	44	112 ALCOHOLIC BEVERAGES	200	66	30
278 OTHER CRUDE MINERALS	21 676	444	200	263 COTTON	1 067	84	37
292 CRUDE VEG MATERIALS NES	40	129	60	278 OTHER CRUDE MINERALS	56 173	1 348	601
335 RESIDUAL PETRLM PROD NES	5 497	853	373	292 CRUDE VEG MATERIALS NES	36	93	39
				334 PETROLEUM PRODUCTS,PEFIN	877	328	146
				335 RESIDUAL PETPLM PROD NES	4 297	714	307
				423 FIXED VEG OILS,SOFT	6 014	949	437
				431 PROCESD ANML VEG OIL,ETC	7 942	777	341
				441 HYDROCARBONS NES,DERIVS	772	151	66
				512 ALCOHOLS,PHENOLS,ETC	766	163	72
				513 ORGANIC ACIDS,ETC	1 212	157	71
				522 INORG ELEMNTS,OXIDES,ETC	3 157	458	206

## 7 IMPORTS AND EXPORTS (SPECIAL TRADE) BY COUNTRIES OF PRODUCTION AND CONSUMPTION AND BY GROUPS OF THE SITC-REV. II 1981

GROUP DESCRIPTION	LT = 100 KG	1 000 DM	1 000 \$	GROUP DESCRIPTION	LT = 100 KG	1 000 DM	1 000 \$
523 OTHR INORGANIC CHEMICALS	7 611	313	137	424 FIXED VEG OIL NONSOFT	177 314	23 212	10 427
531 SYNT DYE,NAT INDGO,LAKES	74	396	171	512 ALCOHOLS,PHENOLS,ETC	12 552	2 228	984
533 PIGMENTS,PAINTS,ETC	599	240	106	551 ESSENTL OIL,PERFUME,ETC	7	80	39
541 MEDICINAL ETC PRODUCTS	921	1 947	845	634 VENEERS,PLYWOOD,ETC	91 088	16 992	7 559
553 PERFUMERY,COSMETICS,ETC	246	356	158	635 WOOD MANUFACTURES NES	195	102	49
554 SOAPS,CLEANING ETC PREPS	3 576	1 162	520	651 TEXTILE YARN AND THREAD	483	353	161
562 FERTILIZERS MANUFACTURED	5 014	228	102	684 ALUMINIUM	771	286	134
582 PROD OF CONDENSATION ETC	68	88	36	842 MENS OUTERWEAR NOT KNIT	53	143	67
583 PROD OF POLYMERIZING ETC	1 020	518	224	893 ARTICLES OF PLASTIC NES	141	86	35
591 PESTICIDES,DISINFECTANTS	1 097	318	139				
592 STARCH,INULIN,GLUTEN,ETC	490	215	91	EXPORTS	1 025 828	175 284	77 645
598 MISC CHEMICAL PRODS NES	736	235	107	001 LIVE ANIMALS	2 418	901	366
621 MATERIALS OF RUBBER	537	594	259	011 MEAT FRESH,CHILLD,FROZEN	1 316	667	315
625 RUBBER TYRES,TUBES	980	850	380	022 MILK AND CREAM	5 413	993	443
628 RUBBER ARTICLES NES	3 064	3 349	1 469	048 CEREAL ETC PREPARATIONS	2 194	226	108
641 PAPER AND PAPERBOARD	1 108	294	130	054 VEG ETC FRSH,SMPLY PRSVD	124	134	63
642 ARTICLES OF PAPER ETC	740	409	184	062 SUGAR PREPS NON-COCOA	462	75	31
652 COTTON FABRICS,WOVEN	639	3 461	1 553	098 EDIBLE PRODCTS,PREPS NES	14 914	5 968	2 624
655 KNIT ETC FABRICS	49	88	35	112 ALCOHOLIC BEVERAGES	1 157	165	73
657 SPECIAL TEXTILE ETC PROD	64	76	35	233 RUBBER,SYNTHETIC,RECLAIMD	1 299	368	169
661 CEMENT ETC BUILDING PROD	6 952	179	80	266 SYNTHETIC FIBRE TO SPIN	475	146	65
663 OTH NONMETAL MINERAL MFS	379	331	146	278 OTHER CRUDE MINERALS	70 723	1 685	750
664 GLASS	1 287	410	178	292 CRUDE VEG MATERIALS NES	277	185	82
667 PEARL,PREC-SEMI-P STONE		97	46	334 PETROLEUM PRODUCTS,REFIN	1 314	261	116
673 IRON AND STEEL SHAPES	10 208	1 074	480	335 RESIDUAL PETRLM PROD NES	6 310	918	397
674 IRN,STL UNIV,PLATE,SHEET	12 717	1 142	497	431 PROCESS ANML VEG OIL,ETC	379	79	36
675 IRON,STEEL HOOP,STRIP	440	86	39	511 HYDROCARBONS NES,DERIVS	5 238	920	396
676 RAILWAY RAILS ETC IRN,STL	3 252	478	231	512 ALCOHOLS,PHENOLS,ETC	1 194	444	192
677 IRN,STL WIRE EXCL W ROD	522	68	30	513 ORGANIC ACIDS,ETC	1 944	503	212
678 IRON,STL TUBES,PIPES,ETC	2 320	537	229	514 NITROGEN-FUNCTN COMPOUNDS	1 188	2 203	982
679 IRN,STL CASTINGS UNWORKE	24 876	2 158	969	515 ORG-INORG COMPOUNDS ETC	585	996	444
684 ALUMINIUM	554	225	95	516 OTHER ORGANIC CHEMICALS	1 285	429	189
691 STRUCTURES AND PARTS NES	903	251	114	522 INORG ELEMNTS,OXIDES,ETC	23 661	1 823	819
692 METAL TANKS,BOXES,ETC	723	1 382	585	523 OTHR INORGANIC CHEMICALS	12 840	1 132	502
693 WIRE PRODUCTS NON ELECTR	1 368	418	183	531 SYNT DYE,NAT INDGO,LAKES	3 386	10 503	4 644
694 STL,COPPR NAILS,NUTS,ETC	465	274	118	533 PIGMENTS,PAINTS,ETC	2 126	1 118	491
695 TOOLS	329	772	340	541 MEDICINAL ETC PRODUCTS	697	3 711	1 663
696 CUTLERY	76	181	76	551 ESSENTL OIL,PERFUME,ETC	223	376	167
697 BASE MTL HOUSEHOLD EQUIP	194	170	76	553 PERFUMERY,COSMETICS,ETC	136	162	69
699 OTHER METAL MANUFACTURES	922	779	339	554 SOAPS,CLEANING ETC PREPS	4 182	1 366	592
711 STEAM BOILERS & AUX PLNT	470	741	334	582 PROD OF CONDENSATION ETC	4 196	1 567	699
713 INTRNL COMBUS PISTN ENGN	656	2 123	937	583 PROD OF POLYMERIZING ETC	39 278	8 187	3 615
716 ROTATING ELECTRIC PLANT	183	407	180	584 CELLULOSE DERIVATIVES ETC	1 056	573	258
722 TRACTORS NON-ROAD	86	127	56	591 PESTICIDES,DISINFECTANTS	3 045	4 778	2 074
723 CIVIL ENGINEERG EQUIP ETC	2 636	1 688	747	592 STARCH,INULIN,GLUTEN,ETC	180	194	89
724 TEXTILE,LEATHER MACHNRY	17	84	37	598 MISC CHEMICAL PRODS NES	16 148	4 440	1 998
727 FOOD MACHRY NON-DOMESTIC	801	1 928	855	621 MATERIALS OF RUBBER	40	80	36
728 OTH MACHRY FOR SPCL INDUS	2 756	2 129	940	625 RUBBER TYRES,TUBES	2 181	894	413
736 MACHINE TOOLS FOR METAL	225	522	227	628 RUBBER ARTICLES NES	60	245	107
737 METALWORKING MACHNRY NES	34	141	60	635 WOOD MANUFACTURES NES	38	74	32
741 HEATING,COOLING EQUIPMNT	428	1 039	462	641 PAPER AND PAPERBOARD	890	222	95
742 PUMPS FOR LIQUIDS ETC	693	1 820	790	642 ARTICLES OF PAPER ETC	917	534	231
743 PUMPS NES,CENTRIFUGES ETC	260	876	378	651 TEXTILE YARN AND THREAD	817	947	407
744 MECHANICAL HANDLING EQU	2 060	2 507	1 102	652 COTTON FABRICS,WOVEN	103	446	201
745 NONELEC MACHRY,TOOLS NES	218	1 188	517	653 WOVN MAN-MADE FIBR FABRIC	448	848	375
749 NONELEC MACH PTS,ACC NES	1 487	3 358	1 513	655 KNIT ETC FABRICS	106	187	89
751 OFFICE MACHINES	75	317	141	657 SPECIAL TEXTILE ETC PROD	1 018	446	199
752 AUTOMTIC DATA PROC EQUIP	2	70	31	658 TEXTILE ARTICLES NES	407	74	30
761 TELEVISION RECEIVERS	60	232	96	661 CEMENT ETC BUILDING PROD	586 800	4 647	1 965
764 TELECOM EQPT,PTS,ACC NES	66	652	279	662 CLAY,REFRACTORY BLDG PRD	11 383	1 316	579
771 ELECTRIC POWER MACHY NES	84	200	83	663 OTH NONMETAL MINERAL MFS	732	640	285
772 SWITCHGEAR ETC & PTS NES	124	747	323	664 GLASS	623	270	120
773 ELECTR DISTRIBUTING MACH	1 110	856	372	665 GLASSWARE	895	350	157
774 ELECTRO-MEDCL,XRAY EQUIP	49	1 170	563	673 IRON AND STEEL SHAPES	22 537	2 697	1 191
775 HOUSEHOLD TYPE EQUIP NES	91	175	76	674 IRN,STL UNIV,PLATE,SHEET	6 094	598	272
778 ELECTRICAL MACHINERY NES	378	497	217	675 IRON,STEEL HOOP,STRIP	3 253	371	171
791 PASS MOTOR VEH EXC BUSES	1 045	2 186	967	677 IRN,STL WIRE EXCL W ROD	3 733	404	169
782 LORRIES,SPCL MTR VEH NES	3 557	2 957	1 381	678 IRON,STL TUBES,PIPES,ETC	100 654	16 364	7 322
783 ROAD MOTOR VEHICLES NES	142	86	41	684 ALUMINIUM	1 428	1 080	477
784 MOTOR VEHCL PTS,ACC NES	1 073	2 714	1 219	691 STRUCTURES AND PARTS NES	3 156	1 646	733
786 VEH NES NONMOTR,TRAILERS	354	202	101	693 WIRE PRODUCTS NON ELECTR	551	152	64
791 RAILWAY VEHICLES	329	748	337	694 STL,COPPR NAILS,NUTS,ETC	240	290	131
793 SHIPS AND BOATS	860 810	209 242	93 697	695 TOOLS	2 347	2 633	1 192
812 PLUMBGG,HEATING,LGHTNG EQU	199	384	171	696 CUTLERY	252	465	215
821 FURNITURE	239	290	128	697 BASE MTL HOUSEHOLD EQUIP	50	85	36
851 FOOTWEAR	281	317	138	699 OTHER METAL MANUFACTURES	2 394	1 330	601
872 MEDICAL INSTRUMENTS NES	117	537	236	712 STEAM ENGINES,TURBINES	80	323	152
874 MEASURNG,CONTROLNG INSTR	15	406	178	713 INTRNL COMBUS PISTN ENGN	289	1 551	684
882 PHOTO,CINEMA SUPPLIES	126	225	102	716 ROTATING ELECTRIC PLANT	104	268	127
884 OPTICAL GOODS NES	5	138	57	721 AGRIC MACHY,EXC TRACTORS	101	100	46
885 WATCHES AND CLOCKS		76	32	722 TRACTORS NON-ROAD	981	931	427
892 PRINTED MATTER	460	79	30	723 CIVIL ENGINEERG EQUIP ETC	25	170	71
893 ARTICLES OF PLASTIC NES	1 245	740	321	724 TEXTILE,LEATHER MACHNRY	413	2 663	1 194
895 OFFICE SUPPLIES NES	24	87	33	725 PAPER ETC MILL MACHINERY	107	188	88
897 GOLD,SILVER WARE,JEWELRY		196	69	726 PRINTG,BKBDNG MACHY,PTS	464	1 127	505
898 MUSICAL INSTRUMENTS,PTS	301	743	322	727 FOOD MACHRY NON-DOMESTIC	2 131	1 836	851
899 OTHER MANUFACTURED GOODS	101	182	80	728 OTH MACHRY FOR SPCL INDUS	1 662	6 412	2 827
IVORY COAST				736 MACHINE TOOLS FOR METAL	345	715	319
IMPORTS	2 933 537	523 966	235 340	737 METALWORKING MACHNRY NES	31	110	54
037 FISH ETC PREPD PRSVD NES	1 157	990	456	741 HEATING,COOLING EQUIPMNT	676	1 392	623
057 FRUIT,NUTS,FRESH,DRIED	162 702	22 111	10 015	742 PUMPS FOR LIQUIDS ETC	401	1 533	699
058 FRUIT PRESERVED,PREPARED	162 489	24 025	10 627	743 PUMPS NES,CENTRIFUGES ETC	300	699	312
071 COFFEE AND SUBSTITUTES	37 336	28 001	12 430	744 MECHANICAL HANDLING EQU	294	521	228
072 COCOA	626 523	292 422	131 891	745 NONELEC MACHRY,TOOLS NES	2 088	9 805	4 327
081 FEEDING STUFF FOR ANMLS	81 537	3 209	1 435	749 NONELEC MACH PTS,ACC NES	472	1 687	749
232 NATURAL RUBBER,GUMS	29 250	7 664	3 455	751 OFFICE MACHINES	139	735	323
247 OTH WOOD PUGH,SQUARED	1 329 465	77 036	34 478	752 AUTOMTIC DATA PROC EQUIP	17	275	122
248 WOOD SHAPED	118 054	12 766	5 655	759 OFFICE & ADP MCH PTS,ACC	15	238	99
263 COTTON	10 174	4 185	1 849	761 TELEVISION RECEIVERS	27	82	37
288 NONFERR METAL SCRAP NES	439	116	54	762 RADIO BROADCAST RECEIVRS	21	100	45
292 CRUDE VEG MATERIALS NES	12 770	4 476	2 015	764 TELECOM EQPT,PTS,ACC NES	86	1 298	556
334 PETROLEUM PRODUCTS,REFIN	57 752	2 391	1 055	772 SWITCHGEAR ETC & PTS NES	56	343	156
				775 HOUSEHOLD TYPE EQUIP NES	255	289	135
				778 ELECTRICAL MACHINERY NES	2 180	1 808	816

## 7 IMPORTS AND EXPORTS (SPECIAL TRADE) BY COUNTRIES OF PRODUCTION AND CONSUMPTION AND BY GROUPS OF THE SITC-REV. II 1981

GROUP DESCRIPTION	DT = 100 KG	1 000 DM	1 000 \$	GROUP DESCRIPTION	DT = 100 KG	1 000 DM	1 000 \$
781 PASS MOTOR VEH EXC BUSES	3 534	7 265	3 220	692 METAL TANKS,BOXES,ETC	1 102	497	223
782 LORRIES,SPLC MTR VEH NES	10 814	12 830	5 717	693 WIRE PRODUCTS NON ELECTR	2 331	973	427
783 ROAD MOTOR VEHICLES NES	556	1 097	438	694 STL,COPPR NAILS,NUTS,ETC	1 711	819	365
784 MOTOR VEHCL PTS,ACC NES	2 109	6 455	2 942	695 TOOLS	1 736	2 268	1 020
785 MOTOR & OTHER CYCLES ETC	993	610	272	696 CUTLERY	355	497	232
786 VEH NES NONMOTR,TRAILERS	2 895	1 649	716	699 OTHER METAL MANUFACTURES	2 700	1 803	796
791 RAILWAY VEHICLES	400	587	252	711 STEAM BOILERS & AUX FLNT	60	189	81
821 FURNITURE	115	109	48	713 INTRNL COMBUS PISTN ENGN	729	2 858	1 325
871 OPTICAL INSTRUMENTS	2	91	43	716 ROTATING ELECTRIC PLANT	700	1 810	812
872 MEDICAL INSTRUMENTS NES	3	166	73	721 AGWIC MACHY,EXC TRACTORS	472	2 472	208
873 METERS & COUNTERS NES	6	101	44	722 TRACTORS NON-ROAD	423	522	226
874 MEASURNG,CONTROLNG INSTR	74	1 401	617	723 CIVIL ENGINEERG EQUIP ETC	4 425	7 806	3 374
881 PHOTO APPAR & EQUIPT NES	33	276	122	724 TEXTILE,LEATHER MACHNRY	105	702	309
882 PHOTO,CINEMA SUPPLIES	1 045	1 948	855	725 PAPER ETC MILL MACHINERY	133	311	139
883 DEVELOPED CINEMA FILM		372	164	726 PRINTNG,BKBDNG MACHY,PTS	428	623	279
892 PRINTED MATTER	1 183	970	425	727 FOOD MACHRY NON-DOMESTIC	229	482	210
893 ARTICLES OF PLASTIC NES	619	407	187	728 OTH MACHY FOR SPLC INDUS	4 691	6 380	2 815
894 TOYS,SPORTING GOODS,ETC	99	158	69	736 MACHINE TOOLS FOR METAL	365	1 447	657
895 OFFICE SUPPLIES NES	105	347	146	737 METALWORKING MACHNRY NES	579	442	198
897 GOLD,SILVER WARE,JEWELRY	9	127	54	741 HEATING,COOLING EQUIPMNT	459	1 237	547
898 MUSICAL INSTRUMENTS,PTS	188	567	254	742 PUMPS FOR LIQUIDS ETC	627	2 670	1 194
899 OTHER MANUFACTURED GOODS	99	187	80	743 PUMPS NES,CENTRFUGES ETC	729	2 046	962
GHANA				744 MECHANICAL HANDLING EQU	2 784	3 614	1 530
IMPORTS	1 200 606	187 531	83 084	745 NONELEC MACHY,TOOLS NES	1 844	9 579	4 284
037 FISH ETC PREPD PRSVD NES	2 411	2 085	911	749 NONELEC MACH PTS,ACC NES	472	1 629	741
057 FRUIT,NUTS,FRESH,DRIED	945	70	32	751 OFFICE MACHINES	52	377	177
071 COFFEE AND SUBSTITUTES	1 513	685	290	752 AUTOMATIC DATA PROC EQUIP	6	169	76
072 COCOA	232 480	121 519	53 953	759 OFFICE & ADP MCH PTS,ACC	5	113	49
247 OTH WOOD ROUGH,SQUARED	293 328	16 305	7 250	762 RADIO BROADCAST RECEIVRS	6	73	32
248 WOOD SHAPED	122 493	14 772	6 524	763 SCUND RECORDRS,PHONOGRPH	4	110	46
277 NATURAL ABRASIVES NES		89	42	764 TELECOM EQPT,PTS,ACC NES	149	1 439	659
287 BASE METAL ORES,CONT NES	208 146	2 115	867	771 ELECTRIC POWER MACHY NES	187	369	158
288 NONFERM METAL SCRAP NES	4 832	527	233	772 SWITCHGEAR ETC & PTS NES	244	1 411	623
292 CRUDE VEG MATERIALS NES	158	112	48	773 ELECTR DISTRIBUTBLTG MACH	2 175	1 774	750
334 PETROLEUM PRODUCTS,REFIN	217 950	11 132	4 563	775 HOUSEHOLD TYPE EQUIP NES	211	275	123
512 ALCOHOLS,PHENOLS,ETC	3 430	530	212	778 ELECTRICAL MACHINERY NES	17 602	3 459	1 560
634 VENEERS,PLYWOOD,ETC	20 145	4 598	2 040	781 PASS MOTOR VEH EXC BUSES	7 753	7 466	3 300
684 ALUMINIUM	31 365	12 056	5 702	782 LORRIES,SPLC MTR VEH NES	6 936	4 481	1 981
941 ZOO ANIMALS,PETS	10	127	56	783 ROAD MOTOR VEHICLES NES	11 665	21 339	9 450
EXPORTS	726 947	242 739	107 313	784 MOTOR VEHCL PTS,ACC NES	14 688	27 258	12 139
011 MEAT FRESH,CHILLD,FROZEN	1 946	660	318	785 MOTOR & OTHER CYCLES ETC	187	317	141
022 MILK AND CREAM	23 522	5 741	2 487	786 VEH NES NONMOTR,TRAILERS	1 414	829	379
041 WHEAT ETC UNMILLED	29 200	1 391	556	791 RAILWAY VEHICLES	202	830	412
042 RICE	1 988	347	154	793 SHIPS AND BOATS	2 500	256	112
044 MAIZE UNMILLED	30 564	1 574	697	812 PLUMBNG,HEATNG,LGHTNG EQU	199	232	100
048 CEREAL ETC PREPARATIONS	28 450	2 347	1 062	821 FURNITURE	550	370	168
061 SUGAR AND HONEY	4 952	660	291	851 FOOTWEAR	617	462	197
081 FEEDING STUFF FOR ANIMLS	16 635	1 860	839	872 MEDICAL INSTRUMENTS NES	162	578	265
112 ALCOHOLIC BEVERAGES	753	265	113	874 MEASURNG,CONTROLNG INSTR	254	1 019	446
223 SEEDS FOR OTH FIXED OILS	4 047	346	147	881 PHOTO APPAR & EQUIPT NES	21	241	103
266 SYNTHETIC FIBRE TO SPIN	4 079	1 966	910	882 PHOTO,CINEMA SUPPLIES	143	334	147
267 OTHER MAN-MADE FIBRES	916	625	261	892 PRINTED MATTER	171	346	152
273 STONE,SAND AND GRAVEL	3 300	87	38	893 ARTICLES OF PLASTIC NES	1 080	920	420
278 OTHER CRUDE MINERALS	1 867	119	54	895 OFFICE SUPPLIES NES	633	569	269
292 CRUDE VEG MATERIALS NES	216	1 212	519	899 OTHER MANUFACTURED GOODS	212	148	64
334 PETROLEUM PRODUCTS,REFIN	8 329	1 601	724	TOGO			
335 RESIDUAL PETRLM PROD NES	138 326	7 410	3 259	IMPORTS	1 004 224	56 778	25 297
423 FIXED VEG OILS,SOFT	3 415	620	274	071 COFFEE AND SUBSTITUTES	34 144	16 238	7 175
424 FIXED VEG OIL NONSOFT	1 351	491	208	072 COCOA	42 878	20 738	9 297
431 PROCESD ANML VEG OIL,ETC	35 224	4 559	1 977	223 SEEDS FOR OTH FIXED OILS	1 483	140	63
511 HYDROCARBONS NES,DERIVS	12 485	2 523	1 118	263 COTTON	3 106	1 225	560
512 ALCOHOLS,PHENOLS,ETC	711	222	97	271 FERTILIZERS,CRUDE	921 819	16 175	7 165
513 ORGANIC ACIDS,ETC	940	214	90	681 SILVER,PLATINUM,ETC*	645	64	31
514 NITROGEN-FNCTN COMPOUNDS	10 302	25 932	11 439	846 UNDERWEAR KNITTED	1 527	708	
515 ORG-INORG COMPOUNDS ETC	2 597	1 131	501	896 WORKS OF ART ETC	14	112	51
516 OTHER ORGANIC CHEMICALS	109	187	85	941 ZOO ANIMALS,PETS	17	274	124
522 INORG ELEMNTS,OXIDES,ETC	22 775	2 568	1 121	EXPORTS	91 147	43 586	19 334
523 OTHR INORGANIC CHEMICALS	55 666	5 002	2 166	011 MEAT FRESH,CHILLD,FROZEN	768	120	53
531 SYNT DYE,NAT INDGO,LAKES	610	1 530	670	022 MILK AND CREAM	2 031	526	235
533 PIGMENTS,PAINTS,ETC	1 490	1 054	462	024 CHEESE AND CURD	106	72	32
541 MEDICINAL ETC PRODUCTS	1 225	5 865	2 610	054 VEG ETC FRSH,SMPLY PRSVD	129	409	183
554 SOAPS,CLEANING ETC PREPS	6 598	2 932	1 295	061 SUGAR AND HONEY	5 034	803	337
562 FERTILIZERS MANUFACTURED	46 822	1 780	750	081 FEEDING STUFF FOR ANIMLS	3 028	218	94
572 EXPLOSIVES,PYROTECH PROD	222	177	75	096 EDIBLE PRODUCTS,PREPS NES	2 608	342	150
582 PROD OF CONDENSATION ETC	5 853	1 362	577	112 ALCOHOLIC BEVERAGES	1 356	255	113
583 PROD OF POLYMERIZING ETC	27 689	6 218	2 697	269 WASTE OF TEXTILE FABRICS	23 725	5 351	2 365
591 PESTICIDES,DISINFECTANTS	410	342	151	278 OTHER CRUDE MINERALS	3 055	65	31
592 STARCH,INULIN,ELUTEN,ETC	1 664	642	279	292 CRUDE VEG MATERIALS NES	44	154	69
598 MISC CHEMICAL PRODS NES	2 129	745	328	335 RESIDUAL PETRLM PROD NES	652	154	64
611 LEATHER	324	113	53	514 NITROGEN-FNCTN COMPOUNDS	182	412	195
621 MATERIALS OF RUBBER	153	161	70	522 INORG ELEMNTS,OXIDES,ETC	2 807	347	156
625 RUBBER TYRES,TUBES	6 020	1 721	755	523 OTHR INORGANIC CHEMICALS	755	77	35
628 RUBBER ARTICLES NES	190	351	155	531 SYNT DYE,NAT INDGO,LAKES	89	528	252
641 PAPER AND PAPERBOARD	4 976	974	417	533 PIGMENTS,PAINTS,ETC	832	284	126
651 TEXTILE YARN AND THREAD	383	345	152	541 MEDICINAL ETC PRODUCTS	74	647	285
653 WOVN MAN-MADE FIB FABRIC	271	232	101	554 SOAPS,CLEANING ETC PREPS	1 188	321	143
657 SPECIAL TEXTILE ETC PROD	368	628	281	582 PROD OF CONDENSATION ETC	124	90	41
661 CEMENT ETC BUILDING PROD	30 824	517	230	583 PROD OF POLYMERIZING ETC	1 676	532	235
662 CLAY,REFRACTORY BLDG PRD	325	112	48	591 PESTICIDES,DISINFECTANTS	88	73	33
663 OTH NONMETAL MINERAL MFS	1 027	726	337	598 MISC CHEMICAL PRODS NES	480	351	157
664 GLASS	207	106	51	625 RUBBER TYRES,TUBES	287	293	129
665 GLASSWARE	56	94	42	628 RUBBER ARTICLES NES	122	155	64
673 IRON AND STEEL SHAPES	5 148	571	261	641 PAPER AND PAPERBOARD	300	95	41
674 IRN,STL UNIV,PLATE,SHEET	12 473	1 647	734	642 ARTICLES OF PAPER ETC	109	87	38
675 IRON,STEEL HOOP,STRIP	6 694	810	360	652 COTTON FABRICS,WOVN	270	1 194	528
677 IRN,STL WIRE EXCL W ROD	3 563	586	260	653 WOVN MAN-MADE FIB FABRIC	66	123	51
678 IRON,STL TUBES,PIPS,ETC	3 015	500	225	662 CLAY,REFRACTORY BLDG PRD	11 948	1 413	653
684 COPPER EXC CEMENT COPPER	2 377	1 344	594	665 GLASSWARE	1 480	205	90
684 ALUMINIUM	339	258	120	673 IRON AND STEEL SHAPES	926	97	44
691 STRUCTURES AND PARTS NES	1 084	2 708	1 168	674 IRN,STL UNIV,PLATE,SHEET	2 179	293	130

## 7 IMPORTS AND EXPORTS (SPECIAL TRADE) BY COUNTRIES OF PRODUCTION AND CONSUMPTION AND BY GROUPS OF THE SITC-REV. II 1981

GROUP DESCRIPTION	DT = 100 KG	1 000 DM	1 000 \$	GROUP DESCRIPTION	DT = 100 KG	1 000 DM	1 000 \$
675 IRON, STEEL HOOP, STRIP	396	96	41	882 PHOTO, CINEMA SUPPLIES	94	184	84
678 IRON, STL TUBES, PIPES, ETC	539	232	106	892 PRINTED MATTER	86	87	36
679 IRN, STL CASTINGS UNWORKED	235	106	47	897 GOLD, SILVER WARE, JEWELRY	44	2 332	1 031
684 ALUMINIUM	167	271	117				
691 STRUCTURES AND PARTS NES	1 542	910	414	NIGERIA			
692 METAL TANKS, BOXES, ETC	2 957	1 045	438				
694 STL, COPPER NAILS, NUTS, ETC	369	153	64	IMPORTS	52 395 709	3 450 588	1 562 547
695 TOOLS	103	188	77				
697 BASE MTL HOUSEHOLD EQUIP	104	73	31	034 FISH FRESH, CHILLED, FROZEN	12	238	110
699 OTHER METAL MANUFACTURES	616	411	181	071 COFFEE AND SUBSTITUTES	793	445	193
711 STEAM BOILERS & AUX PLNT	36	81	35	072 COCOA	163 916	85 080	37 498
713 INTRNL COMBUS PISTN ENGN	64	512	218	081 FEEDING STUFF FOR ANIMLS	431 895	16 326	7 384
716 ROTATING ELECTRIC PLANT	248	443	207	115 HIDES, SKINS, UNDRESSED	391	469	204
721 AGRIC MACHY, EXC TRACTORS	161	252	105	232 NATURAL RUBBER, GUMS	3 290	744	321
722 TRACTORS NON-ROAD	80	75	35	247 OTH WOOD ROUGH, SQUARED	868	246	107
723 CIVIL ENGINEER EQUIP ETC	630	1 019	444	287 BASE METAL CRES, CONC NES	2 597	367	156
724 TEXTILE, LEATHER MACHNRY	15	171	81	288 NONFERR METAL SCRAP NES	11 129	8 010	3 455
726 PRINTG, BNDNG MACHY, PTS	61	160	69	292 CRUDE VEG MATERIALS NES	2 004	512	225
727 FOOD MACHRY NON-DMESTIC	124	633	281	333 CRUDE PETROLEUM	51 689 875	3 291 872	1 492 203
728 OTH MACHY FOR SPCL INDLS	174	491	222	424 FIXED VEG OIL NONSOFT	54 147	6 689	2 914
736 MACHINE TOOLS FOR METAL	120	445	194	512 ALCCHOLS, PHENOLS, ETC	6 924	1 204	537
741 HEATING, COOLING EQUIPNT	1 351	1 845	849	667 PEARL, PREC-, SEMI-P STONE		141	59
742 PUMPS FOR LIQUIDS ETC	47	174	76	687 TIN	1 601	5 070	2 313
743 PUMPS NES, CENTRIFUGES ETC	431	1 677	760	713 INTRNL COMBUS PISTN ENGN	281	229	101
744 MECHANICAL HANDLING EQU	873	1 338	599	714 ENGINES & MOTORS NES	140	3 000	1 349
745 NONELEC MACHY, TOOLS NES	749	2 747	1 235	716 ROTATING ELECTRIC PLANT	161	176	77
749 NONELEC MACH PTS, ACC NES	130	636	276	728 OTH MACHY FOR SPCL INDUS	153	69	34
751 OFFICE MACHINES	79	331	147	744 MECHANICAL HANDLING EQU	814	149	63
764 TELECOM EMT, PTS, ACC NES	9	169	77	749 NONELEC MACH FTS, ACC NES	106	133	61
772 SWITCHGEAR ETC & PTS NES	172	627	267	763 SOUND RECORDRS, PHONOGRPH		107	50
773 ELECTR DISTRIBUTING MACH	530	310	130	764 TELECOM EMT, PTS, ACC NES	4	90	38
778 ELECTRICAL MACHINERY NES	352	430	191	781 PASS MOTOR VEH EXC BUSES	116	155	67
781 PASS MOTOR VEH EXC BUSES	1 364	2 275	995	792 AIRCRAFT	77	3 056	1 286
782 LORRIES, SPCL MTR VEH NES	911	1 103	483	874 MEASURING, CONTROLNG INSTR	12	377	166
784 MOTOR VEHCL PTS, ACC NES	370	829	366				
785 MOTOR & OTHER CYCLES ETC	57	92	41	EXPORTS	13 294 730	4 904 354	2 165 180
786 VEH NES NONMOTR, TRAILERS	538	177	77				
812 PLUMBG, HEATING, LIGHTNG EQU	46	81	34	001 LIVE ANIMALS	25	83	37
821 FURNITURE	194	218	97	011 MEAT FRESH, CHILLD, FROZEN	707	256	115
831 TRAVEL GOODS, HANDBAGS	107	128	56	012 MEAT DRIED, SALTED, SMOKED	137	139	66
872 MEDICAL INSTRUMENTS NES	17	164	69	014 MEAT PREPD, PRSVD, NES ETC	877	799	351
874 MEASURING, CONTROLNG INSTR	20	347	153	022 MILK AND CREAM	474 812	121 956	53 970
882 PHOTO, CINEMA SUPPLIES	88	191	86	023 BUTTER	4 701	3 020	1 347
892 PRINTED MATTER	361	844	385	025 EGGS, BIRDS, FRESH, PRSVD	100	85	38
893 ARTICLES OF PLASTIC NES	134	237	100	037 FISH ETC PREPD PRSVD NES	207	191	84
898 MUSICAL INSTRUMENTS, PTS	28	90	41	042 RICE	1 250	310	145
899 OTHER MANUFACTURED GOODS	26	99	43	046 WHEAT ETC MEAL OR FLOUR	522 404	28 661	12 542
				047 OTHER CEREAL MEALS, FLOUR			
BENIN				048 CEREAL ETC PREPARATIONS	124 367	8 918	3 937
IMPORTS	109 352	8 041	3 504	054 VEG ETC FRSH, SMFLY PRSVD	1 987	6 954	3 065
057 FRUIT, NUTS, FRESH, DRIED	185	123	57	056 VEGETABLES ETC PRSVD, PREPD	1 615	503	221
071 COFFEE AND SUBSTITUTES	3 395	1 505	662	058 FRUIT PRESERVED, PREPARED	1 684	677	300
081 FEEDING STUFF FOR ANIMLS	85 586	3 312	1 483	061 SUGAR AND HONEY	1 412 481	160 576	70 678
424 FIXED VEG OIL NONSOFT	20 135	2 957	1 237	071 COFFEE AND SUBSTITUTES	137	262	119
				072 COCOA	18 090	4 155	1 902
EXPORTS	94 382	52 621	23 210	073 CHOCOLATE AND PRODUCTS	990	401	189
054 VEG ETC FRSH, SMPLY PRSVD	360	963	417	074 TEA AND MATE	195	352	158
111 NON-ALCOHOL BEVERAGES NES	1 466	236	102	081 FEEDING STUFF FOR ANIMLS	22 468	2 811	1 212
112 ALCOHOLIC BEVERAGES	46 259	6 580	2 916	087 MARGARINE AND SHORTENING	4 735	1 528	718
269 WASTE OF TEXTILE FABRICS	873	158	71	098 EDIBLE PRODCTS, PREPS NES	51 442	27 266	12 132
292 CRUDE VEG MATERIALS NES	100	1 113	481	111 NON-ALCOHOL BEVERAGES NES	598	115	48
531 SYNT DYE, NAT INDOGO, LAKES	649	3 267	1 423	112 ALCOHOLIC BEVERAGES	59 157	11 764	5 128
533 PIGMENTS, PAINTS, ETC	293	115	51	233 RUBBER, SYNTHETIC, RECLAIMD	5 393	2 099	925
541 MEDICINAL ETC PRODUCTS	123	427	188	247 OTH WOOD ROUGH, SQUARED	10 012	2 094	915
553 PERFUMERY, COSMETICS, ETC	108	200	51	248 WOOD SHAPED	2 031	244	111
554 SOAPS, CLEANING ETC PREPS	1 888	549	236	263 COTTON	290	179	76
572 EXPLOSIVES, PYROTECH PROD	103	88	38	266 SYNTHETIC FIBRE TO SPIN	3 258	1 129	520
583 PROD OF POLYMERIZING ETC	891	328	143	267 OTHER MAN-MADE FIBRES	974	494	228
598 MISC CHEMICAL PRODS NES	1 173	578	249	273 STONE, SAND AND GRAVEL	13 643	566	253
625 RUBBER TYPES, TUBES	134	134	58	274 SULPHUR ETC	18 255	1 090	478
628 RUBBER ARTICLES NES	16	65	30	278 OTHER CRUDE MINERALS	526 199	17 982	7 909
642 ARTICLES OF PAPER ETC	93	191	79	292 CRUDE VEG MATERIALS NES	1 901	8 312	3 659
652 COTTON FABRICS, WOVEN	4 423	19 878	8 767	334 PETROLEUM PRODUCTS, REFIN	146 976	28 624	12 612
653 WOVN MAN-MADE FIB FABRIC	650	1 074	488	335 RESIDUAL PETRLM PROD NES	113 101	11 396	5 140
657 SPECIAL TEXTILE ETC PROD	472	171	73	411 ANIMAL OILS AND FATS	22 350	3 333	1 491
662 CLAY, REFRACTORY ELDO PRD	8 237	798	360	423 FIXED VEG OILS, SOFT	1 140 900	151 464	66 871
673 IRON AND STEEL SHAPES	2 472	214	95	424 FIXED VEG OIL NONSOFT	8 757	1 701	746
678 IRON, STL TUBES, PIPES, ETC	9 079	776	348	431 PROCESD ANML VEG OIL, ETC	17 589	3 558	1 573
691 STRUCTURES AND PARTS NES	2 251	504	215	511 HYDROCARBONS NES, DERIVS	16 502	4 047	1 767
692 METAL TANKS, BOXES, ETC	187	80	39	512 ALCCHOLS, PHENOLS, ETC	5 986	2 505	1 093
699 OTHER METAL MANUFACTURES	35	96	42	513 ORGANIC ACIDS, ETC	54 376	13 371	5 849
713 INTRNL COMBUS PISTN ENGN	13	85	38	514 NITROGEN-FUNCTN COMPOUNDS	17 092	21 846	9 528
723 CIVIL ENGINEER EQUIP ETC	614	891	396	515 ORG-INCRG COMPOUNDS ETC	2 541	2 764	1 237
724 TEXTILE, LEATHER MACHNRY	34	274	121	516 OTHER ORGANIC CHEMICALS	2 490	979	427
728 OTH MACHY FOR SPCL INDUS	635	1 075	494	522 INORG ELEMNTS, OXIDES, ETC	99 048	10 017	4 446
741 HEATING, COOLING EQUIPNT	88	173	79	523 OTHER INORGANIC CHEMICALS	211 640	12 028	5 360
742 PUMPS FOR LIQUIDS ETC	7	70	33	531 SYNT DYE, NAT INDOGO, LAKES	14 908	59 906	26 446
743 PUMPS NES, CENTRIFUGES ETC	46	241	105	532 DYES NES, TANNING PRODS	5 334	1 176	519
744 MECHANICAL HANDLING EQU	177	259	113	533 PIGMENTS, PAINTS, ETC	77 474	33 645	14 784
745 NONELEC MACHY, TOOLS NES	109	556	239	541 MEDICINAL ETC PRODUCTS	29 269	107 786	47 653
749 NONELEC MACH PTS, ACC NES	359	277	122	551 ESSENTL OIL, PERFUME, ETC	4 881	11 910	5 243
751 OFFICE MACHINES	81	321	146	553 PERFUMERY, COSMETICS, ETC	2 250	3 336	1 460
761 TELEVISION RECEIVERS	50	191	85	554 SOAPS, CLEANING ETC PREPS	40 488	19 258	8 477
762 RADIO BROADCAST RECEIVERS	8	73	35	562 FERTILIZERS MANUFACTURED	207 330	9 282	4 082
764 TELECOM EMT, PTS, ACC NES	22	116	49	572 EXPLOSIVES, PYROTECH PROD	39 816	22 380	10 003
772 SWITCHGEAR ETC & PTS NES	22	183	58	582 PROD OF CONDENSATION ETC	15 454	8 608	3 836
778 ELECTRICAL MACHINERY NES	595	479	204	583 PROD OF POLYMERIZING ETC	352 955	90 051	39 846
781 PASS MOTOR VEH EXC BUSES	875	1 678	735	584 CELLULOSE DERIVATIVES ETC	7 558	5 605	2 470
782 LORRIES, SPCL MTR VEH NES	1 781	1 550	705	585 PLASTIC MATERIALS NES	1 862	1 015	443
784 MOTOR VEHCL PTS, ACC NES	122	307	138	591 PESTICIDES, DISINFECTANTS	18 034	13 935	6 048
821 FURNITURE	470	274	118	592 STARCH, INULIN, GLUTEN, ETC	13 456	3 556	1 573
874 MEASURING, CONTROLNG INSTR	6	174	74	598 MISC CHEMICAL PRODS NES	58 978	25 566	11 336
				605 INDUSTRIAL PLANT, CHAP 73	63 492	28 694	12 610
				607 INDUSTRIAL PLANT, CHAP 82	14 166	12 827	5 527
				611 LEATHER	124	129	54

7 IMPORTS AND EXPORTS (SPECIAL TRADE) BY COUNTRIES OF PRODUCTION AND CONSUMPTION AND BY GROUPS OF THE SITC-REV. II 1981

GROUP DESCRIPTION	DT = 100 KG	1 000 DM	1 000 \$	GROUP DESCRIPTION	DT = 100 KG	1 000 DM	1 000 \$
612 LEATHER ETC MANUFACTURES	2 476	2 903	1 282	871 OPTICAL INSTRUMENTS	155	3 505	1 535
621 MATERIALS OF RUBBER	2 218	2 379	1 050	872 MEDICAL INSTRUMENTS NES	2 658	19 374	8 944
625 RUBBER TYRES, TUBES	48 381	41 479	18 867	873 METERS & COUNTERS NES	456	2 947	1 298
628 RUBBER ARTICLES NES	3 093	5 124	2 272	874 MEASURING, CONTROLLING INSTR	7 075	59 245	26 304
634 VENEERS, PLYWOOD, ETC	7 928	1 393	615	881 PHOTO APPAR & EQUIPT NES	605	5 386	2 412
635 WOOD MANUFACTURES NES	26 147	9 012	3 987	882 PHOTO, CINEMA SUPPLIES	14 845	29 557	13 156
641 PAPER AND PAPERBOARD	53 147	15 056	6 656	884 OPTICAL GOODS NES	17	1 578	708
642 ARTICLES OF PAPER ETC	5 370	5 186	2 283	885 WATCHES AND CLOCKS	242	2 126	963
651 TEXTILE YARN AND THREAD	3 928	5 664	2 554	892 PRINTED MATTER	3 604	9 958	4 403
652 COTTON FABRICS, WOVEN	209	618	284	893 ARTICLES OF PLASTIC NES	15 480	15 780	6 933
653 WOVN MAN-MADE FIB FABRIC	4 589	10 524	4 710	894 TOYS, SPORTING GOODS, ETC	689	1 974	868
654 OTH WOVEN TEXTILE FABRIC	377	151	61	895 OFFICE SUPPLIES NES	1 993	4 966	2 215
655 KNIT ETC FABRICS	112	338	152	897 GOLD, SILVER WARE, JEWELRY	64	2 075	924
656 LACE, RIBBONS, TULLE, ETC	45	145	65	898 MUSICAL INSTRUMENTS, PTS	1 693	6 754	2 993
657 SPECIAL TEXTILE ETC PROD	7 859	6 391	2 824	899 OTHER MANUFACTURED GOODS	941	2 111	928
658 TEXTILE ARTICLES NES	462	1 273	566	951 WAR FIREARMS, AMMUNITION	8	506	220
659 FLOOR COVERINGS ETC	858	1 295	607				
661 CEMENT ETC BUILDING PROD	2 934	33 856	14 856	CAMEROON			
662 CLAY, REFRACTORY BLDG PRD	64 156	10 861	4 887				
663 OTH NONMETAL MINERAL MFS	26 518	10 964	4 881	IMPORTS	6 679 874	621 286	276 758
664 GLASS	21 020	5 930	2 641				
665 GLASSWARE	11 283	3 862	1 705	036 SHELL FISH FRESH, FROZEN	123	194	85
666 POTTERY	103	158	72	057 FRUIT, NUTS, FRESH, DRIED	693	189	85
671 PIG IRON ETC	17 402	2 371	1 035	071 COFFEE AND SUBSTITUTES	201 804	111 007	48 382
672 IRON, STL PRIMARY FORMS	89 968	7 872	3 349	072 COCOA	183 084	92 737	42 062
673 IRON AND STEEL SHAPES	498 865	41 409	18 189	075 SPICES	609	207	88
674 IRN, STL UNIV, PLATE, SHEET	605 464	59 566	26 538	081 FEEDING STUFF FOR ANIMALS	15 974	641	269
675 IRON, STEEL HOOP, STRIP	237 991	24 966	10 931	121 TOBACCO UNMFACTRD, REFUSE	1 414	2 672	1 124
676 RAILWAY RAILS ETC IRN, STL	6 613	1 538	714	232 NATURAL RUBBER, GUMS	6 460	1 649	705
677 IRN, STL WIRE EXCL W ROD	55 240	9 331	4 142	247 OTH WOOD ROUGH, SQUARED	725 999	41 422	18 408
678 IRON, STL TUBES, PIPES, ETC	448 504	72 677	32 292	248 WOOD SHAPED	64 748	5 117	2 260
679 IRN, STL CASTINGS UNWORKED	14 926	2 419	1 055	251 PULP AND WASTE PAPER	53 620	5 177	2 142
681 SILVER, PLATINUM, ETC	7	218	96	263 COTTON	23 062	9 244	4 033
682 COPPER EXC CEMENT COPPER	34 206	20 941	9 303	292 CRUDE VEG MATERIALS NES	2 944	2 362	978
683 NICKEL	38	108	48	333 CRUDE PETROLEUM	5 362 621	338 958	151 901
684 ALUMINIUM	15 494	10 163	4 464	424 FIXED VEG OIL NONSOFT	32 688	4 475	1 911
685 LEAD	366	123	55	431 PROCESD ANML VEG OIL, ETC	118	117	51
686 ZINC	14 001	3 189	1 381	634 VENEERS, PLYWOOD, ETC	2 882	762	345
691 STRUCTURES AND PARTS NES	146 629	62 342	27 856	792 AIRCRAFT	3	1 729	771
692 METAL TANKS, BOXES, ETC	14 315	13 653	5 918	941 ZOO ANIMALS, PETS	14	443	199
693 WIRE PRODUCTS NON ELECTR	66 360	10 280	4 645				
694 STL, COPPR NAILS, NUTS, ETC	14 912	5 716	2 510	EXPORTS	408 721	167 981	74 583
695 TOOLS	20 247	35 528	15 837				
696 CUTLERY	4 079	6 745	3 041	014 MEAT PREPD, PRSVD, NES ETC	239	63	31
697 BASE MTL HOUSEHOLD EQUIP	3 872	4 420	1 955	022 MILK AND CREAM	951	204	90
699 OTHER METAL MANUFACTURES	62 468	33 017	14 593	023 BUTTER	2 000	1 966	873
700 INDUSTRIAL PLANT, CHAP 84	95 522	174 960	76 873	037 FISH ETC PREPD PRSVD NES	927	393	167
703 INDUSTRIAL PLANT, CHAP 85	33 066	96 526	43 223	047 OTHER CEREAL MEALS, FLOUR			
711 STEAM BOILERS & AUX PLNT	2 753	5 610	2 531	048 CEREAL ETC PREPARATIONS	43 164	2 730	1 190
712 STEAM ENGINES, TURBINES	497	3 404	1 517	054 VEG ETC FRSH, SMPLY PRSVD	915	1 754	795
713 INTRNL COMBUS PISTN ENGN	11 198	35 953	15 963	061 SUGAR AND HONEY	5 000	350	157
714 ENGINES & MOTORS NES	747	7 062	3 131	062 SUGAR PREPS NON-COCOA	368	198	87
716 ROTATING ELECTRIC PLANT	16 647	41 968	18 624	098 EDIBLE PRODUCTS, PREPS NES	1 994	368	159
718 OTH POWER GENERATG MACHY	19 088	20 720	9 362	112 ALCOHOLIC BEVERAGES	50 458	7 667	3 371
721 AGRIC MACHY, EXC TRACTORS	5 653	8 165	3 539	233 RUBBER, SYNTHETIC, RECLAIMD	353	90	40
722 TRACTORS NON-ROAD	1 624	1 755	759	292 CRUDE VEG MATERIALS NES	363	1 717	777
723 CIVIL ENGINEERNG EQUIP ETC	75 727	107 896	47 926	334 PETROLEUM PRODUCTS, REFIN	359	142	62
724 TEXTILE, LEATHER MACHNRY	26 462	75 473	33 878	335 RESIDUAL PETRLM PROD NES	64 730	3 898	1 817
725 PAPER ETC MILL MACHINERY	8 002	24 921	11 341	423 FIXED VEG OILS, SOFT	835	139	66
726 PRINTG, BKBINDG MACHY, PTS	10 426	33 756	14 776	511 HYDROCARBONS NES, DERIVS	1 147	380	162
727 FOOD MACHRY NON-DOMESTIC	8 884	31 446	13 677	512 ALCOHOLS, PHENOLS, ETC	1 823	691	308
728 OTH MACHY FOR SPCL INDUS	72 711	154 447	68 785	513 ORGANIC ACIDS, ETC	2 924	602	264
736 MACHINE TOOLS FOR METAL	8 928	34 520	14 974	514 NITROGEN-FUNCTN COMPOUNDS	1 864	3 556	1 589
737 METALWORKING MACHNRY NES	5 368	12 719	5 508	516 OTHER ORGANIC CHEMICALS	150	170	74
741 HEATING, COOLING EQUIPMENT	42 853	32 109	35 963	522 INORG ELEMNTS, OXIDES, ETC	1 536	410	180
742 PUMPS FOR LIQUIDS ETC	7 206	24 785	11 018	523 OTHR INORGANIC CHEMICALS	37 568	2 079	907
743 PUMPS NES, CENTRIFUGES ETC	28 962	41 639	16 351	531 SYNT DYE, NAT INDGO, LAKES	1 054	4 222	1 895
744 MECHANICAL HANDLING EQU	57 019	62 694	27 680	533 PIGMENTS, PAINTS, ETC	546	383	172
745 NONELEC MACHY, TOOLS NES	31 584	89 487	40 059	541 MEDICINAL ETC PRODUCTS	179	748	328
749 NONELEC MACH PTS, ACC NES	10 982	38 265	16 900	551 ESSENTL OIL, PERFUME, ETC	33	98	44
751 OFFICE MACHINES	2 568	14 439	6 413	554 SOAPS, CLEANING ETC PREPS	2 474	520	228
752 AUTOMATIC DATA PROC EQUIP	83	1 988	875	572 EXPLOSIVES, PYROTECH PROD	1 098	673	299
759 OFFICE & ADP MCH PTS, ACC	137	1 089	481	572 PROD OF CONDENSATION ETC	5 153	1 396	633
761 TELEVISION RECEIVERS	2 436	8 915	3 943	583 PROD OF POLYMERIZING ETC	8 370	1 584	710
762 RADIO BROADCAST RECEIORS	90	326	149	584 CELLULOSE DERIVATIVES ETC	257	117	53
763 SOUND RECORDRS, PHONOGRPH	213	1 941	847	591 PESTICIDES, DISINFECTANTS	3 175	3 580	1 670
764 TELECOM EQPT, PTS, ACC NES	2 686	66 160	28 829	592 STARCH, INULIN, GLUTEN, ETC	2 270	665	291
771 ELECTRICAL POWER MACHY NES	10 176	11 896	5 189	598 MISC CHEMICAL PRODS NES	4 944	2 308	1 027
772 SWITCHGEAR ETC & PTS NES	8 293	28 319	12 497	621 MATERIALS OF RUBBER	43	80	36
773 ELECTR DISTRIBUTING MACH	29 418	28 803	12 583	625 RUBBER TYRES, TUBES	1 448	828	369
774 ELECTRO-MEDCL, XRAY EQUIP	264	3 863	1 740	628 RUBBER ARTICLES NES	125	502	225
775 HOUSEHOLD TYPE EQUIP NES	1 232	2 067	925	641 PAPER AND PAPERBOARD	919	227	99
776 TRANSISTORS, VALVES, ETC	23	322	143	642 ARTICLES OF PAPER ETC	558	310	132
778 ELECTRICAL MACHINERY NES	99 518	69 696	30 844	651 TEXTILE YARN AND THREAD	191	500	224
781 PASS MOTOR VEH EXC BUSES	84 371	128 262	57 280	652 COTTON FABRICS, WOVEN	2 956	13 789	6 097
782 LORRIES, SPCL MTR VEH NES	212 931	263 284	116 750	653 WOVN MAN-MADE FIB FABRIC	1 192	2 043	900
783 ROAD MOTOR VEHICLES NES	84 012	118 337	51 920	655 KNIT ETC FABRICS	1 212	1 584	719
784 MOTOR VEHCL PTS, ACC NES	86 547	152 370	68 097	657 SPECIAL TEXTILE ETC PROD	1 784	977	434
785 MOTOR & OTHER CYCLES ETC	11 936	12 365	5 344	658 TEXTILE ARTICLES NES	180	180	84
786 VEH NES NONMOTR, TRAILERS	50 506	33 258	14 778	659 FLOOR COVERINGS ETC	143	171	74
791 RAILWAY VEHICLES	657	1 222	574	662 CLAY, REFRACTORY BLDG PRD	19 437	1 261	570
792 AIRCRAFT	1 050	14 936	6 391	663 OTH NONMETAL MINERAL MFS	312	359	159
793 SHIPS AND BOATS	20 439	18 618	8 257	664 GLASS	510	194	88
801 INDUSTRIAL PLANT, CHAP 90	719	1 768	771	672 IRON AND STEEL SHAPES	10 797	706	324
812 PLUMBING, HEATING, LIGHTING EQU	18 310	22 590	9 930	674 IRN, STL UNIV, PLATE, SHEET	9 145	871	401
821 FURNITURE	9 904	13 038	5 759	675 IRON, STEEL HOOP, STRIP	4 041	598	265
831 TRAVEL GOODS, HANDBAGS	101	413	182	678 IRON, STL TUBES, PIPES, ETC	13 489	1 719	744
842 MENS OUTERWEAR NOT KNIT	197	1 312	588	684 ALUMINIUM	431	1 768	775
843 WOMENS OUTERWEAR NONKNIT	48	219	86	686 ZINC	500	83	39
844 UNDERWEAR NOT KNIT	16	108	48	691 STRUCTURES AND PARTS NES	2 385	923	405
845 UNDERWEAR KNIT NONELASTC	58	669	292	693 WIRE PRODUCTS NON ELECTR	2 100	543	248
846 UNDERWEAR KNITTED	50	535	235	694 STL, COPPR NAILS, NUTS, ETC	447	147	63
847 TXTL CLTHNG ACCESSRYS NES	353	560	256	695 TOOLS	282	606	265
848 HEADGEAR, NONTXTL CLOTHNG	300	1 370	599	697 BASE MTL HOUSEHOLD EQUIP	956	505	218
851 FOOTWEAR	337	1 794	802	699 OTHER METAL MANUFACTURES	3 428	1 880	808



7 IMPORTS AND EXPORTS (SPECIAL TRADE) BY COUNTRIES OF PRODUCTION AND CONSUMPTION AND BY GROUPS OF THE SITC-REV. II 1981

GROUP DESCRIPTION	DT = 100 KG	1 000 DM	1 000 \$	GROUP DESCRIPTION	DT = 100 KG	1 000 DM	1 000 \$
711 STEAM BOILERS & AUX PLNT	241	576	252	724 TEXTILE, LEATHER MACHNRY	15	143	63
713 INTRNL COMBUS PISTN ENGN	223	1 427	624	874 MEASURING, CONTROLLING INSTR	5	100	44
716 ROTATING ELECTRIC PLANT	117	241	105				
721 AGRIC MACHRY, EXC TRACTORS	279	799	366	S TONE FRINC			
722 TRACTORS NON-ROAD	322	385	169				
723 CIVIL ENGINEERG EQUIP ETC	2 328	3 238	1 438	IMPORTS	37 334	18 623	8 545
724 TEXTILE, LEATHER MACHNRY	689	2 011	1 139				
725 PAPER ETC MILL MACHINERY	83	191	85	072 COCOA	37 000	18 501	8 491
726 PRINTG, SKINDG MACHRY, PTS	954	3 185	1 441	075 SPICES	334	120	53
727 FOOD MACHRY NON-DOMESTIC	405	851	385				
728 OTH MACHRY FOR SPCL INDUS	4 901	6 519	2 830	EXPORTS	9 760	3 085	1 365
736 MACHINE TOOLS FOR METAL	304	712	325				
737 METALWORKING MACHNRY NES	18	144	69	047 OTHER CEREAL MEALS, FLOUR			
741 HEATING, COOLING EQUIPMNT	568	1 704	761	061 SUGAR AND HONEY	3 750	384	163
742 PUMPS FOR LIQUIDS ETC	106	776	354	523 OTHR INORGANIC CHEMICALS	4 000	576	267
743 PUMPS NES, CENTRIFUGES ETC	404	1 280	574	745 NONELEC MACHRY, TOOLS NES	62	109	45
744 MECHANICAL HANDLING EQU	1 722	2 062	902	781 PASS MOTOR VEH EXC BUSES	671	1 647	726
745 NONELEC MACHRY, TOOLS NES	744	4 497	1 967	882 PHOTO, CINEMA SUPPLIES	42	105	50
749 NONELEC MACH PTS, ACC NES	231	1 013	433				
751 OFFICE MACHINES	153	641	291	GABON			
752 AUTOMATIC DATA PROC EQUIP	7	135	56				
759 OFFICE & ADP MCH PTS, ACC	9	160	70	IMPORTS	4 986 976	256 667	131 652
761 TELEVISION RECEIVERS	38	149	66				
762 RADIO BROADCAST RECEIVRS	15	147	70	036 SHELL FISH FRESH, FROZEN	106	195	80
764 TELECOM EQPT, PTS, ACC NES	34	416	181	071 COFFEE AND SUBSTITUTES	747	374	166
772 SWITCHGEAR ETC & PTS NES	58	235	98	072 COCOA	12 710	7 294	3 322
773 ELECTR DISTRIBUTING MACH	135	111	49	247 OTH WOOD ROUGH, SQUARED	454 289	27 868	12 460
775 HOUSEHOLD TYPE EQUIP NES	91	160	67	248 WOOD SHAPED	1 732	171	76
778 ELECTRICAL MACHINERY NES	1 506	1 397	611	333 CRUDE PETROLEUM	3 396 105	175 068	81 748
781 PASS MOTOR VEH EXC BUSES	4 070	7 409	3 299	334 PETROLEUM PRODUCTS, REFIN	1 107 085	70 843	31 627
782 LORRIES, SPCL MTR VEH NES	26 092	25 166	11 266	634 VENEERS, PLYWOOD, ETC	13 703	3 247	1 446
783 ROAD MOTOR VEHICLES NES	1 460	627	280	714 ENGINES & MOTORS NES	12	1 024	469
784 MOTOR VEHCL PTS, ACC NES	2 491	6 663	2 946				
785 MOTOR & OTHER CYCLES ETC	252	651	277	EXPORTS	344 406	83 290	36 976
786 VEH NES NONMOTR, TRAILERS	2 364	902	406				
812 PLUMBING, HEATING, LGHTNG EQU	1 201	1 115	529	011 MEAT FRESH, CHILLED, FROZEN	10 239	5 060	2 244
821 FURNITURE	309	204	90	022 MILK AND CREAM	1 095	183	79
851 FOOTWEAR	240	474	201	054 VEG ETC FRSH, SKFLY PRSVD	538	2 418	1 083
872 MEDICAL INSTRUMENTS NES	3	89	36	098 EDIBLE PRODUCTS, PREPS NES	1 494	243	110
873 METERS & COUNTERS NES	101	129	59	111 NON-ALCOHL BEVERAGES NES	882	113	49
874 MEASURING, CONTROLLING INSTR	64	1 019	445	112 ALCOHOLIC BEVERAGES	6 040	847	365
881 PHOTO APPAR & EQUIPT NES	24	136	61	278 OTHER CRUDE MINERALS	133 342	878	396
882 PHOTO, CINEMA SUPPLIES	533	1 230	544	292 CRUDE VEG MATERIALS NES	17	165	75
892 PRINTED MATTER	375	591	267	335 RESIDUAL PETRLM PROD NES	7 486	823	356
893 ARTICLES OF PLASTIC NES	159	164	69	423 FIXED VEG OILS, SOFT	31 377	5 410	2 403
894 TOYS, SPORTING GOODS, ETC	21	70	30	431 PROCESSED ANML VEG OIL, ETC	1 499	266	118
895 OFFICE SUPPLIES NES	70	240	99	511 HYDROCARBONS NES, DERIVS	410	98	38
897 GOLD, SILVER WARE, JEWELRY	12	172	77	514 NITROGEN-FUNCTN COMPOUNDS	539	740	327
898 MUSICAL INSTRUMENTS, PTS	55	185	79	522 INORG ELEPMNTS, OXIDES, ETC	1 156	140	66
951 WAR FIREARMS, AMMUNITION	69	277	122	523 OTHR INORGANIC CHEMICALS	9 991	460	205
				531 SYNT DYE, NAT INDGO, LAKES	143	823	369
CENT AFR REP				541 MEDICINAL ETC PRODUCTS	17	68	31
IMPORTS	43 012	12 855	5 475	554 SOAPS, CLEANING ETC PREPS	549	171	72
071 COFFEE AND SUBSTITUTES	498	256	118	572 EXPLOSIVES, PYROTECH PROD	491	289	144
081 FEEDING STUFF FOR ANMLS	2 462	102	46	582 PROD OF CONDENSATION ETC	2 412	865	383
211 HIDES, SKINS, UNDRRESSED	210	386	168	583 PROD OF POLYMERIZING ETC	5 095	1 581	690
222 SEEDS FOR SOFT & FIXED OIL	580	159	70	585 PLASTIC MATERIALS NES	1 490	1 188	512
247 OTH WOOD ROUGH, SQUARED	8 940	701	309	591 PESTICIDES, DISINFECTANTS	1 355	649	313
248 WOOD SHAPED	719	100	42	598 MISC CHEMICAL FRODS NES	2 381	175	78
253 COTTON	25 568	9 890	4 154	625 RUBBER TYRES, TUBES	551	515	238
291 CRUDE ANIMAL MTRIALS NES	14	168	76	628 RUBBER ARTICLES NES	69	179	77
431 PROCESD ANML VEG OIL, ETC	281	282	124	642 ARTICLES OF PAPER ETC	1 859	700	303
634 VENEERS, PLYWOOD, ETC	3 515	666	303	653 WOVN MAN-MADE FIB FABRIC	98	142	64
EXPORTS	8 486	6 985	3 039	657 SPECIAL TEXTILE ETC PROD	190	188	84
292 CRUDE VEG MATERIALS NES	53	145	64	662 CLAY, REFRACTORY BLDG PRD	6 612	871	376
541 MEDICINAL ETC PRODUCTS	21	199	82	663 OTH NONMETAL MINERAL MFS	336	328	139
584 CELLULOSE DERIVATIVES ETC	237	125	54	665 GLASSWARE	29	80	37
625 RUBBER TYPES, TUBES	64	75	33	671 PTG IRON ETC	1 750	264	116
652 COTTON FABRICS, WOVEN	93	263	114	673 IRON AND STEEL SHAPES	15 413	1 501	665
653 WOVN MAN-MADE FIB FAERIC	84	212	93	678 IRON, STL TUBES, PIPES, ETC	71 016	10 518	4 687
695 TOOLS	81	274	120	693 WIRE PRODUCTS NON ELECTR	1 171	282	121
696 CUTLERY	34	75	31	695 TOOLS	241	482	208
713 INTRNL COMBUS PISTN ENGN	74	140	63	699 OTHER METAL MANUFACTURES	1 170	1 415	646
722 TRACTORS NON-ROAD	69	87	38	713 INTRNL COMBUS PISTN ENGN	192	790	354
723 CIVIL ENGINEERG EQUIP ETC	243	255	117	714 ENGINES & MOTORS NES	9	651	278
724 TEXTILE, LEATHER MACHNRY	27	88	38	721 AGRIC MACHRY, EXC TRACTORS	756	1 463	647
727 FOOD MACHRY NON-DOMESTIC	71	331	142	722 TRACTORS NON-ROAD	45	81	33
728 OTH MACHRY FOR SPCL INDUS	45	209	98	723 CIVIL ENGINEERG EQUIP ETC	518	1 281	571
737 METALWORKING MACHNRY NES	56	101	41	724 TEXTILE, LEATHER MACHNRY	204	458	196
741 HEATING, COOLING EQUIPMNT	161	390	185	726 PRINTG, SKINDG MACHRY, PTS	84	223	96
743 PUMPS NES, CENTRIFUGES ETC	30	92	40	727 FOOD MACHRY NON-DOMESTIC	222	259	118
745 NONELEC MACHRY, TOOLS NES	11	164	72	728 OTH MACHRY FOR SPCL INDUS	332	890	395
761 PASS MOTOR VEH EXC BUSES	206	417	184	736 MACHINE TOOLS FOR METAL	18	99	42
782 LORRIES, SPCL MTR VEH NES	1 969	764	307	741 HEATING, COOLING EQUIPMNT	136	369	165
784 MOTOR VEHCL PTS, ACC NES	2 993	773	331	742 PUMPS FOR LIQUIDS ETC	34	222	95
785 MOTOR & OTHER CYCLES ETC	96	143	65	743 PUMPS NES, CENTRIFUGES ETC	52	196	88
871 OPTICAL INSTRUMENTS	4	124	52	744 MECHANICAL HANDLING EQU	498	1 057	480
874 MEASURING, CONTROLLING INSTR	24	249	108	745 NONELEC MACHRY, TOOLS NES	405	2 678	1 184
893 ARTICLES OF PLASTIC NES	156	92	41	749 NONELEC MACH PTS, ACC NES	120	681	293
				751 OFFICE MACHINES	119	603	267
EQUAT GUINEA				752 AUTOMATIC DATA PROC EQUIP	7	135	67
IMPORTS	63 461	15 185	6 747	759 OFFICE & ADP MCH PTS, ACC	13	82	36
072 COCOA	34 593	13 497	5 991	762 RADIO BROADCAST RECEIVRS	8	105	46
247 OTH WOOD ROUGH, SQUARED	28 762	1 626	728	764 TELECOM EQPT, PTS, ACC NES	8	159	69
EXPORTS	751	644	282	772 SWITCHGEAR ETC & PTS NES	26	821	361
674 IRN, STL UNIV, PLATE, SHEET	321	83	34	773 ELECTR DISTRIBUTING MACH	198	351	139
716 ROTATING ELECTRIC PLANT	48	94	45	775 HOUSEHOLD TYPE EQUIP NES	243	509	231
				778 ELECTRICAL MACHINERY NES	1 524	1 509	655
				781 PASS MOTOR VEH EXC BUSES	1 230	2 622	1 154
				782 LORRIES, SPCL MTR VEH NES	8 310	10 396	4 703
				783 ROAD MOTOR VEHICLES NES	467	815	352
				784 MOTOR VEHCL PTS, ACC NES	3 223	8 087	3 596
				786 VEH NES NONMOTR, TRAILERS	1 410	989	431
				821 FURNITURE	395	467	211
				871 OPTICAL INSTRUMENTS	5	299	132

## 7 IMPORTS AND EXPORTS (SPECIAL TRADE) BY COUNTRIES OF PRODUCTION AND CONSUMPTION AND BY GROUPS OF THE SITC-REV. II 1981

GROUP DESCRIPTION	DT = 100 KG	1 000 DM	1 000 \$	GROUP DESCRIPTION	DT = 100 KG	1 000 DM	1 000 \$
874 MEASURING, CONTROLLING INSTR	21	435	186	541 MEDICINAL ETC PRODUCTS	1 149	11 142	4 970
881 PHOTO APPAR & EQUIPT NES	24	247	108	634 VENEERS, PLYWOOD, ETC	21 642	5 633	2 502
882 PHOTO, CINEMA SUPPLIES	81	122	53	667 PEARL, PREC-, SEMI-P STONE	36	121	52
892 PRINTED MATTER	89	140	59	682 COPPER EXC CEMENT COPPER	222 264	87 587	38 834
893 ARTICLES OF PLASTIC NES	246	315	143	687 TIN	100	356	142
895 OFFICE SUPPLIES NES	82	297	128	689 NON-FER BASE METALS NES	2 037	16 726	7 650
CONGO				EXPORTS			
IMPORTS	4 668 091	262 082	113 123	011 MEAT FRESH, CHILLED, FROZEN	7 667	1 654	716
072 COCOA	6 500	3 863	1 726	014 MEAT PREP, PRSVD, NES ETC	3 353	1 145	501
121 TOBACCO UNMNFCTD, REFUSE	1 004	384	172	022 MILK AND CREAM	6 011	1 315	584
247 OTH WOOD PUGH, SQUARED	450 513	30 735	13 775	054 VEG ETC FRSH, SMPLY PRSVD	159	642	283
248 WOOD SHAPED	35 121	4 236	1 905	061 FEEDING STUFF FOR ANIMLS	2 163	650	277
287 BASE METAL ORES, CONC NES	522 050	10 639	4 562	112 ALCOHOLIC BEVERAGES	11 197	1 826	777
333 CRUDE PETROLEUM	3 594 284	199 323	85 263	267 OTHER MAN-MADE FIBRES	959	650	285
634 VENEERS, PLYWOOD, ETC	58 448	12 755	5 659	278 OTHER CRUDE MINERALS	4 162	405	176
EXPORTS	129 550	59 958	26 530	292 CRUDE VEG MATERIALS NES	284	2 361	1 045
035 FISH SALTED, DRIED, SMOKED	1 502	702	333	334 PETROLEUM PRODUCTS, REFIN	1 461	278	121
047 OTHER CEREAL MEALS, FLOUR				335 RESIDUAL PETRLM PROD NES	2 595	518	230
054 VEG ETC FRSH, SMPLY PRSVD	190	474	213	431 PROCESSD ANML VEG OIL, ETC	558	81	35
061 SUGAR AND HONEY	7 521	1 004	466	511 HYDROCARBONS NES, DERIVS	3 490	527	234
112 ALCOHOLIC BEVERAGES	882	117	50	512 ALCOHOLS, PHENOLS, ETC	906	1 011	436
263 COTTON	176	94	45	513 ORGANIC ACIDS, ETC	1 560	309	139
278 OTHER CRUDE MINERALS	48 430	1 008	458	514 NITROGEN-FUNCTN COMPOUNDS	2 960	5 674	2 499
292 CRUDE VEG MATERIALS NES	70	455	204	515 ORG-INORG COMPOUNDS ETC	160	255	106
514 NITROGEN-FUNCTN COMPOUNDS	501	856	376	516 OTHER ORGANIC CHEMICALS	143	106	47
522 INORG ELEMNTS, OXIDES, ETC	2 297	142	66	522 INCRG ELEMNTS, OXIDES, ETC	27 601	4 397	1 927
531 SYNT DYE, HAT INDGO, LAKES	374	1 957	867	523 OTHR INCRG CHEMICALS	27 881	1 459	651
533 PIGMENTS, PAINTS, ETC	1 421	498	221	531 SYNT DYE, NAT INDGO, LAKES	1 685	9 054	3 916
541 MEDICINAL ETC PRODUCTS	38	296	126	532 DYES NES, TANNING PRODS	806	172	80
554 SOAPS, CLEANING ETC PREPS	566	274	122	533 PIGMENTS, PAINTS, ETC	2 356	1 251	544
572 EXPLOSIVES, PYROTECH PROD	158	171	77	541 MEDICINAL ETC PRODUCTS	2 254	7 214	3 183
582 PROD OF CONDENSATION ETC	263	108	45	543 PERFUMERY, COSMETICS, ETC	87	126	55
583 PROD OF POLYMERIZING ETC	1 383	468	206	544 SOAPS, CLEANING ETC PREPS	2 600	1 144	503
591 PESTICIDES, DISINFECTANTS	120	100	43	572 FERTILIZERS MANUFACTURED	68 527	2 458	1 107
598 MISC CHEMICAL PRODS NES	3 737	955	426	572 EXPLOSIVES, PYROTECH PROD	398	1 168	554
625 RUBBER TYRES, TUBES	197	179	82	582 PROD OF CONDENSATION ETC	6 203	2 334	1 008
628 RUBBER ARTICLES NES	39	129	58	583 PROD OF POLYMERIZING ETC	24 130	7 315	3 184
642 ARTICLES OF PAPER ETC	404	327	140	584 CELLULOSE DERIVATIVES ETC	368	311	139
652 COTTON FABRICS, WOVEN	86	370	168	585 PLASTIC MATERIALS NES	327	546	242
653 WOVN MAN-MADE FIB FABRIC	176	337	155	591 PESTICIDES, DISINFECTANTS	1 041	1 989	851
662 CLAY, REFRACTORY BLDG PRD	8 897	1 400	633	592 STARCH, INULIN, GLUTEN, ETC	1 188	599	266
663 OTH NONMETAL MINERAL MFS	138	158	71	598 MISC CHEMICAL PRODS NES	12 264	2 996	1 343
673 IRON AND STEEL SHAPES	3 308	362	155	605 INDUSTRIAL PLANT, CHAP 73	1 017	381	175
674 IRN, STL UNIV, PLATE, SHEET	5 401	510	227	621 MATERIALS OF RUBBER	60	81	35
675 IRON, STEEL HOOP, STRIP	939	99	46	625 RUBBER TYRES, TUBES	208	255	110
678 IRN, STL TUBES, PIPES, ETC	5 364	1 907	817	628 RUBBER ARTICLES NES	260	721	317
693 WIRE PRODUCTS NON ELECTR	1 383	385	170	635 WOOD MANUFACTURES NES	146	180	78
695 TOOLS	232	324	141	641 PAPER AND PAPERBOARD	2 389	767	338
697 BASE MTL HOUSEHOLD EQUIP	182	125	54	642 ARTICLES OF PAPER ETC	1 633	973	431
699 OTHER METAL MANUFACTURES	1 506	1 474	641	651 TEXTILE YARN AND THREAD	708	691	299
713 INTRNL COMBUS PISTN ENGN	54	275	121	652 COTTON FABRICS, WOVEN	41	177	77
716 ROTATING ELECTRIC PLANT	298	497	226	653 WOVN MAN-MADE FIB FABRIC	91	214	92
722 TRACTORS NON-ROAD	149	141	61	657 SPECIAL TEXTILE ETC PROD	287	351	153
723 CIVIL ENGINEERG EQUIP ETC	1 510	3 153	1 450	658 TEXTILE ARTICLES NES	30	162	73
728 OTH MACHY FOR SPCL INDUS	419	1 311	580	662 CLAY, REFRACTORY BLDG PRD	4 260	488	230
736 MACHINE TOOLS FOR METAL	19	70	30	663 OTH NONMETAL MINERAL MFS	1 026	456	205
741 HEATING, COOLING EQUIPMNT	550	876	391	665 GLASSWARE	36	75	34
742 PUMPS FOR LIQUIDS ETC	1 258	3 351	1 478	666 POTTERY	55	106	49
743 PUMPS NES, CENTRIFUGES ETC	40	200	90	671 PIG IRON ETC	333	956	446
744 MECHANICAL HANDLING EQU	890	527	241	673 IRON AND STEEL SHAPES	13 664	1 331	580
745 NONELEC MACHY, TOOLS NES	121	693	301	674 IRN, STL UNIV, PLATE, SHEET	2 969	347	152
749 NONELEC MACH PTS, ACC NES	136	436	187	675 IRON, STEEL HOOP, STRIP	1 327	160	72
751 OFFICE MACHINES	19	92	39	678 IRON, STL TUBES, PIPES, ETC	2 922	645	285
763 SOUND RECORDRS, PHONOGRFH	1	282	119	684 ALUMINIUM	263	246	103
764 TELECOM EQPT, PTS, ACC NES	10	151	65	691 STRUCTURES AND PARTS NES	461	287	123
771 ELECTRIC POWER MACHY NES	58	61	32	692 METAL TANKS, BOXES, ETC	187	267	111
772 SWITCHGEAR ETC & PTS NES	22	91	38	693 WIRE PRODUCTS NON ELECTR	880	493	217
774 ELECTRO-MEDCL, XRAY EQUIP	16	1 156	546	694 STL, COPPR NAILS, NUTS, ETC	710	323	137
778 ELECTRICAL MACHINERY NES	1 395	1 238	660	695 TOOLS	1 454	2 389	1 065
781 PASS MOTOP VEH EXC BUSES	725	1 509	700	696 CUTLERY	59	195	88
782 LOPRIES, SPCL MTR VEH NES	13 551	17 384	7 694	697 BASE MTL HOUSEHOLD EQUIP	188	291	127
784 MOTOR VEHCL PTS, ACC NES	1 673	3 536	1 532	699 OTHER METAL MANUFACTURES	2 420	1 685	743
786 VEH NES NONMOTR, TRAILERS	959	610	266	703 INDUSTRIAL PLANT, CHAP 84	1 926	2 921	1 273
812 PLUMB, HEATING, LIGHTING EQU	22	266	118	705 INDUSTRIAL PLANT, CHAP 85	1 551	1 148	540
821 FURNITURE	15	115	51	713 INTRNL COMBUS PISTN ENGN	548	3 618	1 617
874 MEASURING, CONTROLLING INSTR	3	125	53	716 ROTATING ELECTRIC PLANT	472	997	437
881 PHOTO APPAR & EQUIPT NES	5	86	40	718 OTH POWER GENERATG MACHY	34	123	54
895 OFFICE SUPPLIES NES	65	100	43	721 AGRIC MACHY, EXC TRACTORS	312	288	123
898 MUSICAL INSTRUMENTS, PTS	21	89	39	722 TRACTORS NON-ROAD	1 025	1 304	593
899 OTHER MANUFACTURED GOODS	84	297	129	723 CIVIL ENGINEERG EQUIP ETC	6 468	5 688	2 481
951 WAR FIREARMS, AMMUNITION	273	517	236	724 TEXTILE, LEATHER MACHNRY	474	2 324	1 001
ZAIRE				725 PAPER ETC MILL MACHINERY	191	915	457
IMPORTS	804 157	218 539	97 299	726 PRINTG, BKBINDG MACHY, PTS	135	749	321
034 FISH FRESH, CHILLED, FROZEN		72		727 FOOD MACHRY NON-DOMESTIC	566	2 051	898
071 COFFEE AND SUBSTITUTES	54 342	30 895	13 824	728 OTH MACHY FOR SPCL INDUS	3 262	7 669	3 393
072 COCOA	13 245	5 463	2 430	736 MACHINE TOOLS FOR METAL	168	682	301
081 FEEDING STUFF FOR ANIMLS	85 020	3 246	1 421	737 METALWORKING MACHNRY NES	29	181	86
232 NATURAL RUBBER, GUNS	45 877	12 004	5 416	741 HEATING, COOLING EQUIPMNT	1 096	2 513	1 098
247 OTH WOOD ROUGH, SQUARED	180 401	12 412	5 523	742 PUMPS FOR LIQUIDS ETC	131	792	349
248 WOOD SHAPED	80 140	8 934	3 939	743 PUMPS NES, CENTRIFUGES ETC	502	1 709	762
277 NATURAL ABRASIVES NES		3 090	1 374	744 MECHANICAL HANDLING EQU	7 262	6 894	3 020
287 BASE METAL ORES, CONC NES	63	904	405	745 NONELEC MACHY, TOOLS NES	429	1 568	700
288 NONFER METAL SCRAP NES	7 298	4 789	1 941	749 NONELEC MACH PTS, ACC NES	289	1 271	569
292 CRUDE VEG MATERIALS NES	5 315	3 110	1 376	751 OFFICE MACHINES	60	361	159
424 FIXED VEG OIL NONSUFT	80 379	10 356	4 545	759 OFFICE & ADP MCH PTS, ACC	5	271	117
512 ALCOHOLS, PHENOLS, ETC	4 507	737	326	761 TELEVISION RECEIVERS	135	473	216
516 OTHER ORGANIC CHEMICALS	91	710	311	762 RADIO BROADCAST RECEIVERS	18	171	75
				764 TELECOM EQPT, PTS, ACC NES	50	972	438
				771 ELECTRIC POWER MACHY NES	28	80	35
				772 SWITCHGEAR ETC & PTS NES	28	252	110
				773 ELECTR DISTRIBUTING MACH	487	332	144
				774 ELECTRO-MEDCL, XRAY EQUIP	32	417	189
				775 HOUSEHOLD TYPE EQUIP NES	141	278	114

## 7 IMPORTS AND EXPORTS (SPECIAL TRADE) BY COUNTRIES OF PRODUCTION AND CONSUMPTION AND BY GROUPS OF THE SITC-REV. II 1981

GROUP DESCRIPTION	DT = 100 KG	1 000 DM	1 000 \$	GROUP DESCRIPTION	DT = 100 KG	1 000 DM	1 000 \$
778 ELECTRICAL MACHINERY NES	1 337	1 640	717	BURLNDI			
781 PASS MOTOR VEH EXC BUSES	5 419	10 015	4 639				
782 LORRIES, SPCL MTR VEH NES	20 765	16 416	7 283	IMPORTS	45 152	28 184	12 542
783 ROAD MOTOR VEHICLES NES	2 109	2 387	1 084				
784 MOTOR VEHCL PTS, ACC NES	2 939	8 476	3 720	071 COFFEE AND SUBSTITUTES	44 607	27 013	12 022
785 MOTOR & OTHER CYCLES ETC	647	692	303	287 BASE METAL ORES, CONC NES	502	1 032	459
786 VEH NES NONMOTR, TRAILERS	2 815	1 615	721				
791 RAILWAY VEHICLES	2 185	754	332	EXPORTS	55 537	27 416	12 167
792 AIRCRAFT	245	137	58				
793 SHIPS AND BOATS	6 490	7 869	3 494	022 MILK AND CREAM	4 358	960	453
801 INDUSTRIAL PLANT, CHAP 9C	189	664	294	035 FISH SALTED, DRIED, SMOKED	1 400	643	281
812 PLUMBING, HEATING, LIGHTING EQ	295	481	213	046 WHEAT ETC MEAL CR FLOUR	3 466	168	72
821 FURNITURE	103	216	93	061 SUGAR AND HONEY	10 000	1 141	498
831 TRAVEL GOODS, HANDBAGS	14	73	32	292 CRUDE VEG MATERIALS NES	140	661	316
842 MENS OUTERWEAR NOT KNIT	17	106	44	411 ANIMAL OILS AND FATS	7 335	828	358
848 HEADGEAR, MONTXTL CLOTHNG	34	97	39	431 PROCESD ANML VEG OIL, ETC	3 091	301	131
951 FOOTWEAR	61	334	147	514 NITROGEN-FUNCTN COMPOUNDS	777	412	180
071 OPTICAL INSTRUMENTS	4	72	31	515 ORG-INORG COMPOUNDS ETC	953	1 444	658
872 MEDICAL INSTRUMENTS NES	48	417	181	522 INORG ELEMNTS, OXIDES, ETC	4 447	397	171
973 METERS & COUNTERS NES	135	452	190	531 SYNT DYE, NAT INDGO, LAKES	32	156	70
874 MEASURING, CONTROLLING INSTR	88	452	194	541 MEDICINAL ETC PRODUCTS	122	799	351
881 PHOTO APPAR & EQUIP NES	5	67	30	582 PROD OF CONDENSATION ETC	1 534	453	200
882 PHOTO, CINEMA SUPPLIES	127	383	173	583 PROD OF POLYMERIZING ETC	2 661	956	423
894 OPTICAL GOODS NES		68	31	642 ARTICLES OF PAPER ETC	302	126	55
892 PRINTED MATTER	4 219	46 214	20 819	657 SPECIAL TEXTILE ETC PROD	116	73	32
893 ARTICLES OF PLASTIC NES	162	328	143	663 OTH NONMETAL MINERAL NES	47	83	35
894 TOYS, SPORTING GOODS, ETC	44	140	61	IRN, STL UNIV, PLATE, SHEET	731	172	75
895 OFFICE SUPPLIES NES	66	347	157	IRCN, STL TUBES, PIPES, ETC	1 043	216	95
899 OTHER MANUFACTURED GOODS	24	115	52	695 TOOLS	455	874	397
				699 OTHER METAL MANUFACTURES	128	137	62
RWANDA				713 INTRNL COMBUS PISTN ENGN	80	249	115
IMPORTS	46 280	28 334	12 604	716 ROTATING ELECTRIC PLANT	242	573	258
054 VEG ETC FRSH, SPLY PRSVD	415	130	61	725 PAPER ETC MILL MACHINERY	47	141	71
071 COFFEE AND SUBSTITUTES	43 681	26 059	11 555	727 FOOD MACHRY NON-DOMESTIC	76	202	89
075 SPICES	127	75	35	728 OTH MACHRY FOR SPCL INDUS	85	227	106
287 BASE METAL ORES, CONC NES	398	796	391	736 MACHINE TOOLS FOR METAL	120	532	230
292 CRUDE VEG MATERIALS NES	1 625	1 229	541	741 HEATING, COOLING EQUIPMNT	45	119	52
				744 MECHANICAL HANDLING EQ	509	618	273
EXPORTS	125 735	30 093	13 203	749 NONELEC MACH PTS, ACC NES	190	235	106
022 MILK AND CREAM	8 663	2 066	876	751 OFFICE MACHINES	47	199	85
046 WHEAT ETC MEAL CR FLOUR	3 984	237	100	752 AUTOMTIC DATA PROC EQUIP	5	72	32
047 OTHER CEREAL MEALS, FLOUR				764 TELECOM EQPT, PTS, ACC NES	17	262	114
061 SUGAR AND HONEY	37 503	3 780	1 657	771 ELECTRIC POWER MACHY NES	29	74	34
278 OTHER CRUDE MINERALS	5 390	87	39	772 SWITCHGEAR ETC & PTS NES	218	525	233
292 CRUDE VEG MATERIALS NES	50	261	117	773 ELECTR DISTRIBUTING MACH	1 063	425	200
334 PETROLEUM PRODUCTS, REFIN	547	98	42	775 HOUSEHOLD TYPE EQUIP NES	86	129	52
335 RESIDUAL PETRLM PROD NES	21 029	1 201	524	778 ELECTRICAL MACHINERY NES	72	171	79
411 ANIMAL OILS AND FATS	4 884	750	270	781 PASS MOTOR VEH EXC BUSES	694	1 202	530
431 PROCESD ANML VEG OIL, ETC	5 779	637	326	782 LORRIES, SPCL MTR VEH NES	3 182	4 607	2 005
514 NITROGEN-FUNCTN COMPOUNDS	11	69	30	783 ROAD MOTOR VEHICLES NES	324	614	274
522 INORG ELEMNTS, OXIDES, ETC	2 812	323	142	784 MOTOR VEHCL PTS, ACC NES	1 054	2 272	1 023
523 OTHR INORGANIC CHEMICALS	5 120	302	134	786 VEH NES NONMOTR, TRAILERS	670	461	203
531 SYNT DYE, NAT INDGO, LAKES	40	84	36	821 FURNITURE	63	74	31
533 PIGMENTS, PAINTS, ETC	358	119	51	848 HEADGEAR, MONTXTL CLOTHNG	45	111	48
541 MEDICINAL ETC PRODUCTS	241	587	261	872 MEDICAL INSTRUMENTS NES	3	71	34
551 ESSENTL OIL, PERFUME, ETC	28	80	35	874 MEASURING, CONTROLLING INSTR	6	104	43
554 SOAPS, CLEANING ETC PREPS	526	136	61	882 PHOTO, CINEMA SUPPLIES	38	103	44
572 EXPLOSIVES, PYROTECH PROD	814	482	215	893 ARTICLES OF PLASTIC NES	908	422	180
582 PROD OF CONDENSATION ETC	1 234	516	227				
583 PROD OF POLYMERIZING ETC	2 732	850	372	ST HELENA			
592 STARCH, ANULIN, GLUTEN, ETC	123	113	50	IMPORTS		10	4
628 RUBBER ARTICLES NES	24	105	46	EXPORTS	7	131	62
641 PAPER AND PAPERBOARD	129	91	40	971 GOLD, NON MONETARY NES		95	43
642 ARTICLES OF PAPER ETC	394	288	121				
657 SPECIAL TEXTILE ETC PROD	110	114	50	ANGOLA			
662 CLAY, REFRACTORY BLDG PRD	491	102	49	IMPORTS	853 310	52 759	21 649
673 IRON AND STEEL SHAPES	7 400	605	245				
673 IRON, STL TUBES, PIPES, ETC	3 436	351	166	247 OTH WOOD ROUGH, SQUARED	763	74	35
684 ALUMINIUM	391	188	83	273 STONE, SAND AND GRAVEL	31 462	1 248	499
693 WIRE PRODUCTS NON ELECTR	384	229	105	333 CRUDE PETROLEUM	819 939	50 044	20 513
695 TOOLS	539	642	37	714 ENGINES & MOTORS NES	8	842	369
699 OTHER METAL MANUFACTURES	86	91	48				
711 STEAM BOILERS & AUX PLNT	356	348	161	EXPORTS	391 539	182 250	80 821
713 INTRNL COMBUS PISTN ENGN	28	101	42				
721 AGRIC MACHY, EXC TRACTORS	74	101	267	022 MILK AND CREAM	16 797	2 843	1 343
727 TRACTORS NON-ROAD	346	630	67	025 EGGS, BIRDS, FRESH, PRSRVD	396	513	217
726 PRINTG, BKEINDG MACHY, PTS	7	161	85	035 FISH SALTED, DRIED, SMOKED	800	381	160
728 OTH MACHRY FOR SPCL INDUS	26	191	85	047 OTHER CEREAL MEALS, FLOUR			
736 MACHINE TOOLS FOR METAL	491	1 022	445	048 CEREAL ETC PREPARATIONS	980	560	244
741 HEATING, COOLING EQUIPMNT	18	88	40	098 EDIBLE PRODCTS, PREPS NES	179	66	33
742 PUMPS FOR LIQUIDS ETC	46	157	70	112 ALCOHOLIC BEVERAGES	149	126	51
744 MECHANICAL HANDLING EQ	303	409	171	233 RUBBER, SYNTHETIC, RECLAIMD	600	152	72
745 NONELEC MACHY, TOOLS NES	58	163	46	266 SYNTHETIC FIBRE TO SPIN	495	277	114
749 NONELEC MACH PTS, ACC NES	65	102	121	278 OTHER CRUDE MINERALS	7 268	724	302
751 OFFICE MACHINES	71	269	108	334 PETROLEUM PRODUCTS, REFIN	2 265	240	102
752 AUTOMTIC DATA PROC EQUIP	10	228	66	335 RESIDUAL PETRLM PROD NES	1 112	216	88
764 TELECOM EQPT, PTS, ACC NES	8	147	164	424 FIXED VEG OIL NONSOFT	18 507	3 317	1 606
772 SWITCHGEAR ETC & PTS NES	124	387	243	512 ALCOHOLS, PHENOLS, ETC	312	90	39
773 ELECTR DISTRIBUTING MACH	733	567	139	513 ORGANIC ACIDS, ETC	2 447	602	276
778 ELECTRICAL MACHINERY NES	292	310	828	514 NITROGEN-FUNCTN COMPOUNDS	966	417	192
781 PASS MOTOR VEH EXC BUSES	992	1 872	612	516 OTHER ORGANIC CHEMICALS	168	114	48
782 LORRIES, SPCL MTR VEH NES	1 056	1 388	599	522 INORG ELEMNTS, OXIDES, ETC	7 417	777	359
784 MOTOR VEHCL PTS, ACC NES	361	1 351	70	523 OTHR INORGANIC CHEMICALS	56 831	1 843	819
786 VEH NES NONMOTR, TRAILERS	344	161	32	531 SYNT DYE, NAT INDGO, LAKES	172	573	261
812 PLUMBING, HEATING, LIGHTING EQ	110	72	56	533 PIGMENTS, PAINTS, ETC	3 377	1 295	602
874 MEASURING, CONTROLLING INSTR	8	125	541	541 MEDICINAL ETC PRODUCTS	2 775	16 740	7 385
882 PHOTO, CINEMA SUPPLIES	6	284	91	551 ESSENTL OIL, PERFUME, ETC	36	326	144
885 WATCHES AND CLOCKS	9	200	70	553 PERFUMERY, COSMETICS, ETC	6 484	1 922	868
893 ARTICLES OF PLASTIC NES	190	165	534	554 SOAPS, CLEANING ETC PREPS	2 133	600	264
895 OFFICE SUPPLIES NES	70	140	582	582 PROD OF CONDENSATION ETC	4 311	1 492	669
			583	583 PROD OF POLYMERIZING ETC	38 596	10 090	4 550

7 IMPORTS AND EXPORTS (SPECIAL TRADE) BY COUNTRIES OF PRODUCTION AND CONSUMPTION AND BY GROUPS OF THE SITC-REV. II 1981

GROUP DESCRIPTION	DT = 100 KG	1 000 DM	1 000 \$	GROUP DESCRIPTION	DT = 100 KG	1 000 DM	1 000 \$
584 CELLULOSE DERIVATIVES ETC	309	235	106	743 PUMPS NES,CENTRIFUGES ETC	10	473	212
591 PESTICIDES,DISINFECTANTS	1 956	1 165	537	792 AIRCRAFT	7	110	49
592 STARCH,INULIN,GLUTEN,ETC	1 669	1 431	610	846 UNDERWEAR KNITTED	197	310	135
598 MISC CHEMICAL PRODS NES	2 378	2 042	892				
621 MATERIALS OF RUBBER	1 276	460	192	EXPORTS	469 227	122 761	54 672
625 RUBBER TYPES,TUBES	554	517	226				
628 RUBBER ARTICLES NES	125	442	192	014 MEAT PREPD,PRSTD,NES ETC	424	229	100
641 PAPER AND PAPERBOARD	4 459	2 206	996	022 MILK AND CREAM	31 340	7 023	3 324
642 ARTICLES OF PAPER ETC	51 668	11 290	4 980	023 BUTTER	2 574	1 997	939
651 TEXTILE YARN AND THREAD	651	1 098	489	041 WHEAT ETC UNMILLED	99 940	5 383	2 433
652 COTTON FABRICS,WOVEN	379	940	432	042 RICE	3 450	463	208
653 WOVN MAN-MADE FIB FABRIC	745	1 734	768	046 WHEAT ETC MEAL OR FLOUR	13 245	856	426
655 KNIT ETC FABRICS	490	2 794	1 260	054 VEG ETC FRSH,SMPLY PRSTD	35	78	32
657 SPECIAL TEXTILE ETC PROD	735	893	404	061 SUGAR AND HONEY	12 460	761	342
658 TEXTILE ARTICLES NES	623	942	438	081 FEEDING STUFF FOR ANIMALS	4 250	485	233
659 FLOOR COVERINGS ETC	71	130	52	112 ALCOHOLIC BEVERAGES	250	71	31
661 CEMENT ETC BUILDING PROD	15 086	285	121	233 RUBBER,SYNTHETIC,RECLAIMED	6 038	1 321	564
662 CLAY,REFRACTORY BLDG PRD	3 215	431	183	266 SYNTHETIC FIBRE TO SPIN	3 307	1 434	646
663 OTH NONMETAL MINERAL MFS	767	1 003	453	274 SULPHUR ETC	15 000	596	244
664 GLASS	582	256	115	278 OTHER CRUDE MINERALS	1 538	144	67
665 GLASSWARE	495	779	364	292 CRUDE VEG MATERIALS NES	175	1 607	764
671 PIG IRON ETC	5 750	971	436	334 PETROLEUM PRODUCTS,REFIN	8 148	1 988	864
673 IRON AND STEEL SHAPES	5 602	485	220	335 RESIDUAL PETRLM PROD NES	7 323	1 258	551
674 IRN,STL UNIV,PLATE,SHEET	14 354	1 398	625	423 FIXED VEG OILS,SOFT	4 050	796	356
677 IRN,STL WIRE EXCL W ROD	1 058	195	90	431 PROCESD ANML VEG OIL,ETC	29 990	3 666	1 648
678 IRON,STL TUBES,PIPES,ETC	51 466	13 053	5 657	511 HYDROCARBONS NES,DERIVS	935	174	74
682 COPPER EXC CEMENT COPPER	233	227	101	513 ORGANIC ACIDS,ETC	5 382	1 163	505
684 ALUMINIUM	257	215	97	514 NITROGEN-FUNCT COMPOUNDS	1 180	1 550	663
692 METAL TANKS,BOXES,ETC	138	311	137	515 ORG-INORG COMPOUNDS ETC	243	158	66
693 WIRE PRODUCTS NON ELECTR	1 167	445	210	516 OTHER ORGANIC CHEMICALS	236	136	62
694 STL,COPPR NAILS,NUTS,ETC	1 334	690	312	522 INORG ELEMTS,OXIDES,ETC	21 663	2 531	1 091
695 TOOLS	3 088	7 198	3 188	523 OTHR INORGANIC CHEMICALS	31 510	1 426	632
696 CUTLERY	158	630	276	531 SYNT DYE,NAT INDGO,LAKES	834	3 358	1 470
697 BASE MTL HOUSEHOLD EQUIP	1 176	1 091	518	532 DYES NES,TANNING PRODS	6 628	1 391	575
699 OTHER METAL MANUFACTURES	4 704	2 703	1 216	533 PIGMENTS,PAINTS,ETC	1 235	545	240
713 INTRNL COMBUS PISTN ENGN	704	2 793	1 216	541 MEDICINAL ETC PRODUCTS	1 654	8 619	3 813
714 ENGINES & MOTORS NES	5	748	335	551 ESSENTIAL OIL,PERFUME,ETC	79	157	73
716 ROTATING ELECTRIC PLANT	151	429	193	554 SOAPS,CLEANING ETC PREPS	3 973	1 187	527
722 TRACTORS NON-ROAD	290	264	118	562 FERTILIZERS MANUFACTURED	30 362	1 025	417
723 CIVIL ENGINEERG EQUIP ETC	2 156	2 704	1 181	582 PROD OF CONDENSATION ETC	5 738	1 125	499
724 TEXTILE,LEATHER MACHNRY	164	1 294	564	583 PROD OF POLYMERIZING ETC	7 235	1 812	794
725 PAPER ETC MILL MACHINERY	112	273	123	584 CELLULOSE DERIVATIVES ETC	538	251	113
726 PRINTG,BKBDNG MACHY,PTS	988	4 609	2 013	591 PESTICIDES,DISINFECTANTS	6 137	2 264	2 912
727 FOOD MACHRY NON-DOMESTIC	57	340	150	592 STARCH,INULIN,GLUTEN,ETC	3 877	519	221
728 OTH MACHRY FOR SPCL INDUS	299	1 718	761	598 MISC CHEMICAL PRODS NES	4 673	1 621	687
736 MACHINE TOOLS FOR METAL	486	1 382	607	611 LEATHER	526	139	58
737 METALWORKING MACHNRY NES	84	511	238	612 LEATHER ETC MANUFACTURES	41	209	93
741 HEATING,COOLING EQUIPMNT	1 402	3 689	1 663	621 MATERIALS OF RUBBER	3 695	1 062	455
742 PUMPS FOR LIQUIDS ETC	492	1 754	781	625 RUBBER TYRES,TUBES	179	264	119
743 PUMPS NES,CENTRIFUGES ETC	499	1 228	533	628 RUBBER ARTICLES NES	290	671	318
744 MECHANICAL HANDLING EQU	380	743	321	641 PAPER AND PAPERBOARD	1 400	541	232
745 NONELEC MACHY,TOOLS NES	293	1 124	507	642 ARTICLES OF PAPER ETC	516	325	141
749 NONELEC MACH PTS,ACC NES	425	2 393	1 048	651 TEXTILE YARN AND THREAD	309	302	132
751 OFFICE MACHINES	290	1 739	753	657 SPECIAL TEXTILE ETC PROD	103	261	119
759 OFFICE & ADP MCH PTS,ACC	49	304	130	661 CEMENT ETC BUILDING PROD	3 100	95	44
762 RADIO BROADCAST RECEIVERS	188	871	360	663 OTH NONMETAL MINERAL MFS	612	281	121
763 SOUND RECORDRS,PHONOGRPH	17	283	120	665 GLASSWARE	86	144	61
764 TELECOM EQPT,PTS,ACC NES	301	1 753	787	673 IRON AND STEEL SHAPES	14 040	1 020	426
771 ELECTRIC POWER MACHY NES	755	893	390	674 IRN,STL UNIV,PLATE,SHEET	26 649	1 625	802
772 SWITCHGEAR ETC & PTS NES	541	1 875	844	675 IRON,STEEL HOOP,STRIP	904	127	54
773 ELECTR DISTRIBUTING MACH	231	282	127	678 IRON,STL TUBES,PIPES,ETC	24 910	2 807	1 272
774 ELECTRO-MEDCL,XRAY EQUIP	62	1 213	532	679 IRN,STL CASTINGS UNWORKE	2 324	281	125
775 HOUSEHOLD TYPE EQUIP NES	54	123	60	682 COPPER EXC CEMENT COPPER	160	112	50
776 TRANSISTORS,VALVES,ETC	4	265	119	684 ALUMINIUM	2 041	981	444
778 ELECTRICAL MACHINERY NES	1 348	5 400	2 364	686 ZINC	8 000	1 230	613
781 PASS MOTOR VEH EXC BUSES	536	997	445	693 WIRE PRODUCTS NON ELECTR	59	78	36
782 LORRIES,SPCL MTR VEH NES	1 953	2 736	1 191	694 STL,COPPR NAILS,NUTS,ETC	208	208	84
783 ROAD MOTOR VEHICLES NES	324	438	203	695 TOOLS	510	888	395
784 MOTOR VEHCL PTS,ACC NES	2 549	8 144	3 476	697 BASE MTL HOUSEHOLD EQUIP	100	116	53
785 MOTOR & OTHER CYCLES ETC	446	449	198	699 OTHER METAL MANUFACTURES	321	467	202
793 SHIPS AND BOATS	494	460	204	713 INTRNL COMBUS PISTN ENGN	178	1 400	622
812 PLUMBNG,HEATING,LGHTNG EQU	33	130	58	714 ENGINES & MOTORS NES	13	2 317	983
821 FURNITURE	44	71	32	716 ROTATING ELECTRIC PLANT	245	506	224
846 HEADGEAR,MONTXTL CLOTHNG	8	101	46	721 AGRIC MACHY,EXC TRACTORS	137	223	94
851 FOOTWEAR	53	259	115	722 TRACTORS NON-ROAD	89	107	48
871 OPTICAL INSTRUMENTS	9	304	136	723 CIVIL ENGINEERG EQUIP ETC	695	802	358
872 MEDICAL INSTRUMENTS NES	230	4 031	1 826	724 TEXTILE,LEATHER MACHNRY	954	3 387	1 500
873 METERS & COUNTERS MFS	26	149	69	725 PAPER ETC MILL MACHINERY	84	195	86
874 MEASURING,CONTROLLING INSTR	289	1 417	618	726 PRINTG,BKBDNG MACHY,PTS	96	598	271
881 PHOTO APPAR & EQUIPT NES	41	383	169	727 FOOD MACHRY NON-DOMESTIC	66	412	179
882 PHOTO,CINEMA SUPPLIES	402	1 030	458	728 OTH MACHRY FOR SPCL INDUS	292	1 165	504
884 OPTICAL GOODS NES		88	41	736 MACHINE TOOLS FOR METAL	98	316	144
885 WATCHES AND CLOCKS	32	426	188	741 HEATING,COOLING EQUIPMNT	290	1 101	510
893 ARTICLES OF PLASTIC NES	475	1 148	496	742 PUMPS FOR LIQUIDS ETC	33	281	125
894 TOYS,SPORTING GOODS,ETC	635	2 116	923	743 PUMPS NES,CENTRIFUGES ETC	836	1 596	699
895 OFFICE SUPPLIES NES	568	1 876	822	744 MECHANICAL HANDLING EQU	159	401	183
897 GOLD,SILVER WARE,JEWELRY	4	160	75	745 NONELEC MACHY,TOOLS NES	464	2 110	938
898 MUSICAL INSTRUMENTS,PTS	122	815	377	749 NONELEC MACH PTS,ACC NES	140	624	269
899 OTHER MANUFACTURED GOODS	123	2 298	1 013	751 OFFICE MACHINES	94	455	199
				759 OFFICE & ADP MCH PTS,ACC	6	81	33
ETHIOPIA				764 TELECOM EQPT,PTS,ACC NES	9	348	151
IMPORTS	160 330	89 586	39 574	771 ELECTRIC POWER MACHY NES	296	204	94
054 VEG ETC FRSH,SMPLY PRSTD	45 065	6 970	3 156	772 SWITCHGEAR ETC & PTS NES	298	1 291	559
071 COFFEE AND SUBSTITUTES	89 292	69 322	30 490	773 ELECTR DISTRIBUTING MACH	2 663	1 384	603
075 SPICES	85	86	39	774 ELECTRO-MEDCL,XRAY EQUIP	15	84	39
211 HIDES,SKINS,UNDRESSED	401	1 237	538	775 HOUSEHOLD TYPE EQUIP NES	59	97	42
223 SEEDS FOR OTH FIXED OILS	5 766	669	295	778 ELECTRICAL MACHINERY NES	778	1 307	561
263 COTTON	14 516	6 897	3 095	781 PASS MOTOR VEH EXC BUSES	1 124	1 926	847
292 CRUDE VEG MATERIALS NES	1 901	599	263	782 LORRIES,SPCL MTR VEH NES	4 027	4 720	2 098
431 PROCESD ANML VEG OIL,ETC	387	407	183	784 MOTOR VEHCL PTS,ACC NES	1 680	5 965	2 655
611 LEATHER	494	800	351	786 VEH NES NONMOTR,TRAILERS	613	444	197
659 FLOOR COVERINGS ETC	104	236	106	812 PLUMBNG,HEATING,LGHTNG EQU	206	393	170
714 ENGINES & MOTORS NES	29	919	415	821 FURNITURE	76	146	65
				847 TYTL CLTHNG ACCESRY NES	263	462	199
				851 FOOTWEAR	25	145	66

## 7 IMPORTS AND EXPORTS (SPECIAL TRADE) BY COUNTRIES OF PRODUCTION AND CONSUMPTION AND BY GROUPS OF THE SITC-REV. II 1981

GROUP DESCRIPTION	DT = 100 KG	1 000 DM	1 000 \$	GROUP DESCRIPTION	DT = 100 KG	1 000 DM	1 000 \$
871 OPTICAL INSTRUMENTS	1	77	37	781 PASS MOTOR VEH EXC BUSES	535	815	369
872 MEDICAL INSTRUMENTS NES	8	155	68	782 LORRIES, SFCL MTR VEH NES	3 179	5 133	2 334
873 METERS & COUNTERS NES	35	142	62	783 ROAD MOTOR VEHICLES NES	293	391	163
874 MEASURING, CONTROLLING INSTR	86	745	326	784 MOTOR VEHCL PTS, ACC NES	147	711	317
881 PHOTO APPAR & EQUIPT NES	9	210	93	786 VEH NES NONMOTR, TRAILERS	338	401	171
882 PHOTO, CINEMA SUPPLIES	840	2 091	906	793 SHIPS AND BOATS	17	77	36
892 PRINTED MATTER	257	277	164	821 FURNITURE	544	852	391
893 ARTICLES OF PLASTIC NES	596	444	189	874 MEASURING, CONTROLLING INSTR	41	278	124
895 OFFICE SUPPLIES NES	58	216	82	881 PHOTO APPAR & EQUIPT NES	21	120	51
898 MUSICAL INSTRUMENTS, PTS	48	169	75	882 PHOTO, CINEMA SUPPLIES	58	143	60
899 OTHER MANUFACTURED GOODS	40	160	68	892 PRINTED MATTER	114	122	53
				893 ARTICLES OF PLASTIC NES	1 374	484	216
JIBUTI				KENYA			
IMPORTS	594	484	207	IMPORTS	653 802	297 082	132 317
292 CRUDE VEG MATERIALS NES	490	257	106	014 MEAT PREPD, PRSVD, NES ETC	938	1 059	471
EXPORTS	170 910	27 794	12 300	034 FISH FRESH, CHILLED, FROZN	11	116	51
022 MILK AND CREAM	3 907	703	319	054 VEG ETC FRSH, SMPLY PRSVD	4 153	1 538	706
037 FISH ETC PREPD PRSVD NES	812	357	158	056 VEGETABLES ETC PRSVD, PREPD	10 010	4 381	1 978
042 RICE	5 000	565	281	057 FRUIT, NUTS, FRESH, DRIED	7 234	3 851	1 745
046 CEREAL ETC PREPARATIONS	451	113	47	058 FRUIT PRESERVED, PREPARED	138 676	27 369	12 132
061 SUGAR AND HONEY	152 200	15 295	6 693	071 COFFEE AND SUBSTITUTES	272 878	210 111	93 186
122 TOBACCO PFERS	169	426	198	074 TEA AND MATE	4 178	3 020	1 355
541 MEDICINAL ETC PRODUCTS	69	200	89	075 SPICES	8 474	187	86
583 PROD OF POLYMERIZING ETC	221	68	32	222 SEEDS FOR SOFT*FIXED OIL	8 484	1 070	474
591 PESTICIDES, DISINFECTANTS	148	190	83	223 SEEDS FOR OTH FIXED OILS	16 974	1 948	843
642 ARTICLES OF PAPER ETC	124	120	55	263 COTTON	2 941	1 571	681
653 TEXTILE ARTICLES NES	39	77	34	265 VEG FIBRE, EXCL COTN JUTE	1 236	209	92
673 IRON AND STEEL SHAPES	1 332	86	37	268 WOOL (EXC TOPS), ANML HAIR	765	546	247
695 TOOLS	61	102	43	278 OTHER CRUDE MINERALS	133 490	5 426	1 667
699 OTHER METAL MANUFACTURES	103	71	30	292 CRUDE VEG MATERIALS NES	39 627	25 715	11 756
713 INTRNL COMBUS PISTN ENGN	41	179	79	431 PROCESD ANML VEG OIL, ETC	90	101	44
726 PRINTG, EKEINDG MACHY, PTS	6	138	63	512 ALCOHOLS, PHENOLS, ETC	3 690	671	298
741 HEATING, COOLING EQUIPNT	78	128	56	611 LEATHER	130	126	60
751 OFFICE MACHINES	25	113	49	635 WOOD MANUFACTURES NES	127	114	50
775 HOUSEHOLD TYPE EQUIP NES	112	94	40	667 PEARL, PREC-, SEMI-P STONE	26	5 104	2 250
781 PASS MOTOR VEH EXC BUSES	444	1 048	451	742 PUMPS FOR LIQUIDS ETC	2	102	45
782 LORRIES, SFCL MTR VEH NES	275	536	234	743 PUMPS NES, CENTRIFUGES ETC	2	82	37
793 SHIPS AND BOATS	2 000	3 732	1 741	749 NONELEC MACH PTS, ACC NES	14	172	76
821 FURNITURE	733	390	170	792 AIRCRAFT	2	175	76
874 MEASURING, CONTROLLING INSTR	12	95	40	846 UNDERWEAR KNITTED	601	1 183	514
881 PHOTO APPAR & EQUIPT NES	9	87	37	874 MEASURING, CONTROLLING INSTR	2	241	101
882 PHOTO, CINEMA SUPPLIES	39	248	113	894 TOYS, SPORTING GOODS, ETC	57	354	153
885 WATCHES AND CLOCKS	1	101	43	897 GOLD, SILVER WARE, JEWELRY	2	112	47
892 PRINTED MATTER	82	191	83	899 OTHER MANUFACTURED GOODS	111	106	46
893 ARTICLES OF PLASTIC NES	216	134	60	941 ZOO ANIMALS, PETS	16	85	41
SOMALIA				EXPORTS			
IMPORTS	333	421	177	001 LIVE ANIMALS	20	75	34
292 CRUDE VEG MATERIALS NES	317	276	116	022 MILK AND CREAM	28 610	6 722	2 975
EXPORTS	327 998	66 157	29 234	054 VEG ETC FRSH, SMPLY PRSVD	904	2 647	1 190
022 MILK AND CREAM	48 620	10 931	4 837	061 SUGAR AND HONEY	31 240	3 065	1 348
023 BUTTER	2 000	1 840	873	081 FEEDING STUFF FOR ANMLS	2 020	317	134
046 WHEAT ETC MEAL OR FLOUR	152 496	8 590	3 829	098 EDIBLE PRODUCTS, PREPS NES	2 116	941	408
048 CEREAL ETC PREPARATIONS	844	257	119	112 ALCOHOLIC BEVERAGES	743	284	122
061 SUGAR AND HONEY	9 865	1 390	579	233 RUBBER, SYNTHETIC, RECLAIMD	14 067	3 826	1 605
098 EDIBLE PRODUCTS, PREPS NES	352	132	60	266 SYNTHETIC FIBRE TO SPIN	16 296	7 362	3 256
423 FIXED VEG OILS, SOFT	6 351	864	366	267 OTHER MAN-MADE FIBRES	3 883	1 757	754
514 NITROGEN-FUNCTN COMPOUNDS	229	491	222	274 SULPHUR ETC	31 708	1 532	674
522 INORG ELEMNTS, OXIDES, ETC	1 000	85	38	292 CRUDE VEG MATERIALS NES	238	779	355
523 OTHR INORGANIC CHEMICALS	7 341	596	262	323 BRIQUETS, COKE, SEMI-COKE	3 534	133	54
532 DYES NES, TANNING PRODS	665	87	40	334 PETROLEUM PRODUCTS, REFIN	1 919	778	341
533 PIGMENTS, PAINTS, ETC	725	248	105	335 RESIDUAL PETRLM PROD NES	10 888	1 857	807
541 MEDICINAL ETC PRODUCTS	163	722	333	411 ANIMAL OILS AND FATS	15 190	1 868	825
551 ESSENTL OIL, PERFUME, ETC	81	189	86	431 PROCESD ANML VEG OIL, ETC	8 911	1 177	519
554 SOAPS, CLEANING ETC PREPS	798	202	93	511 HYDROCARBONS NES, DERIVS	3 119	707	303
582 PROD OF CONDENSATION ETC	289	117	54	512 ALCOHOLS, PHENOLS, ETC	5 144	1 748	752
583 PROD OF POLYMERIZING ETC	3 580	678	308	513 ORGANIC ACIDS, ETC	8 242	2 350	1 006
584 CELLULOSE DERIVATIVES ETC	150	68	30	514 NITROGEN-FUNCTN COMPOUNDS	2 364	1 176	515
598 MISC CHEMICAL PRODS NES	1 411	183	80	515 ORG-INORG COMPOUNDS ETC	1 550	2 126	943
625 RUBBER TYRES, TUBES	67	93	42	516 OTHER ORGANIC CHEMICALS	729	455	194
635 WOOD MANUFACTURES NES	4 946	2 650	1 215	522 INORG ELEMNTS, OXIDES, ETC	42 522	4 405	1 906
641 PAPER AND PAPERBOARD	13 005	1 854	742	523 OTHR INORGANIC CHEMICALS	24 421	1 553	669
642 ARTICLES OF PAPER ETC	154	83	37	531 SYNT DYE, NAT INDGO, LAKES	1 929	6 327	2 758
658 TEXTILE ARTICLES NES	2 763	1 233	547	532 DYES NES, TANNING PRODS	6 079	983	415
661 CEMENT ETC BUILDING PROD	18 669	253	112	533 PIGMENTS, PAINTS, ETC	8 118	2 583	1 140
674 IRN, STL UNIV, PLATE, SHEET	238	75	33	541 MEDICINAL ETC PRODUCTS	2 579	11 348	4 983
678 IRON, STL TLBS, PIPES, ETC	3 149	1 261	544	541 ESSENTL OIL, PERFUME, ETC	536	721	314
691 STRUCTURES AND PARTS NES	440	365	169	553 PERFUMERY, COSMETICS, ETC	81	96	39
693 WIRE PRODUCTS NON ELECTR	579	82	38	554 SOAPS, CLEANING ETC PREPS	2 915	1 335	569
695 TOOLS	107	470	207	562 FERTILIZERS MANUFACTURED	121 262	5 071	2 262
713 INTRNL COMBUS PISTN ENGN	140	517	227	572 EXPLOSIVES, PYROTECH PROD	10	77	39
716 ROTATING ELECTRIC PLANT	83	222	99	582 PROD OF CONDENSATION ETC	46 572	11 690	5 059
723 CIVIL ENGINEERG EQUIP ETC	1 544	4 019	1 803	583 PROD OF POLYMERIZING ETC	93 516	18 788	8 234
726 PRINTG, EKEINDG MACHY, PTS	31	450	197	584 CELLULOSE DERIVATIVES ETC	501	367	158
727 FOOD MACHRY NON-DOMESTIC	172	579	263	591 PESTICIDES, DISINFECTANTS	15 828	7 788	3 419
728 OTH MACHY FOR SPCL INDUS	650	871	358	592 STARCH, INULIN, GLUTEN, ETC	3 750	1 083	470
741 HEATING, COOLING EQUIPNT	15	76	33	598 MISC CHEMICAL PRODS NES	13 576	4 419	1 928
742 PUMPS FOR LIQUIDS ETC	67	198	83	621 MATERIALS OF RUBBER	675	417	183
743 PUMPS NES, CENTRIFUGES ETC	66	231	109	625 RUBBER TYRES, TUBES	360	476	233
744 MECHANICAL HANDLING EQV	435	733	312	628 RUBBER ARTICLES NES	446	875	382
745 NONELEC MACHY, TOOLS NES	33	192	37	641 PAPER AND PAPERBOARD	24 874	2 570	1 150
749 NONELEC MACH PTS, ACC NES	74	120	48	642 ARTICLES OF PAPER ETC	365	555	247
751 OFFICE MACHINES	47	177	81	651 TEXTILE YARN AND THREAD	48	125	55
752 AUTOMATIC DATA PROC EQUIP	27	389	164	652 COTTON FABRICS, WOVEN	51	74	33
763 SOUND RECORDRS, PHONOGRPH	15	81	38	653 WOVN MAN-MADE FIB FABRIC	93	241	106
764 TELECOM EQFT, PTS, ACC NES	7	211	92	657 SPECIAL TEXTILE ETC PROD	632	931	408
773 ELECTR DISTRIBUTING MACH	72	102	46	659 FLGCP COVERINGS ETC	48	87	40
				662 GLASS, REFRACTORY BLDG PRD	13 591	1 730	759
				663 OTH NONMETAL MINERAL MFS	3 092	672	286
				664 GLASS	415	227	102
				665 GLASSWARE	524	591	266

## 7 IMPORTS AND EXPORTS (SPECIAL TRADE) BY COUNTRIES OF PRODUCTION AND CONSUMPTION AND BY GROUPS OF THE SITC-REV. II 1981

GROUP DESCRIPTION	DT = 100 KG	1 000 DM	1 000 \$	GROUP DESCRIPTION	DT = 100 KG	1 000 DM	1 000 \$
667 PEARL,PREC-,SEMI-P STONE	3	354	153	335 RESIDUAL PETRLM PROD NES	328	67	30
671 PIG IRON ETC	1 168	125	57	541 MEDICINAL ETC PRODUCTS	562	2 107	954
672 IRON,STL IRIMARY FORMS	25 776	1 541	661	591 PESTICIDES,DISINFECTANTS	1 404	1 360	550
673 IRON AND STEEL SHAPES	22 640	1 460	617	621 MATERIALS OF RUBBER	75	94	46
674 IRN,STL UNIV,PLATE,SHEET	33 285	7 672	3 387	625 RUBBER TYRES,TUBES	313	261	127
675 IRON,STEEL HOOP,STRIP	4 156	477	208	641 PAPER AND PAPERBOARD	85	67	30
677 IRN,STL WIRE EXCL W ROD	1 771	204	85	642 ARTICLES OF PAPER ETC	582	425	181
678 IRON,STL TUBES,PIPES,ETC	3 093	844	370	655 KNIT ETC FABRICS	21	65	30
682 COPPER EXC CEMENT COPPER	567	360	161	658 TEXTILE ARTICLES NES	217	142	68
684 ALUMINIUM	3 264	1 765	773	662 CLAY,REFRACTORY BLDG PRD	1 697	156	66
685 LEAD	80	113	51	673 IRON,STL TUBES,PIPES,ETC	519	137	61
691 STRUCTURES AND PARTS NES	1 940	666	276	686 ZINC	532	135	57
692 METAL TANKS,BOXES,ETC	30	211	96	694 STL,COPPR NAILS,NUTS,ETC	169	62	31
693 WIRE PRODUCTS NON ELECTR	121	250	104	695 TOOLS	470	520	232
694 STL,COPPR NAILS,NUTS,ETC	314	184	82	711 STEAM BOILERS & AUX PLNT	467	426	192
695 TOOLS	748	1 805	785	713 INTRNL COMBUS PISTN ENGM	84	1 029	464
697 BASE MTL HOUSEHOLD EQUIP	78	135	57	716 ROTATING ELECTRIC PLANT	51	132	55
699 OTHER METAL MANUFACTURES	8 615	3 501	1 505	722 TRACTORS NON-ROAD	1 534	1 689	722
711 STEAM BOILERS & AUX PLNT	172	227	102	723 CIVIL ENGINEERG EQUIP ETC	108	136	58
712 STEAM ENGINES,TURBINES	41	262	118	724 TEXTILE,LEATHER MACHNRY	121	462	206
713 INTRNL COMBUS PISTN ENGM	716	2 735	1 207	727 FOOD MACHRY NON-DOPESTIC	402	1 000	445
714 ENG,NES & MOTORS NFS	4	205	87	728 OTH MACHY FOR SPCL INDUS	433	1 991	825
716 ROTATING ELECTRIC PLANT	2 088	4 753	2 239	736 MACHINE TOOLS FOR METAL	508	729	328
718 OTH POWER GENERATG MACHY	34	242	119	741 HEATING,COOLING EQUIPMNT	114	152	65
721 AGRIC MACHY,EXC TRACTORS	2 316	2 616	1 132	742 PUMPS FOR LIQUIDS ETC	12	156	70
722 TRACTORS NON-ROAD	4 180	4 262	1 860	743 PUMPS NES,CENTRIFUGES ETC	236	268	118
723 CIVIL ENGINEERG EQUIP ETC	4 075	4 159	1 799	744 MECHANICAL HANDLING EQU	156	402	171
724 TEXTILE,LEATHER MACHNRY	2 380	8 182	3 639	745 NONELEC MACHY,TOOLS NES	2	89	37
725 PAPER ETC MILL MACHINERY	925	2 215	1 006	749 NONELEC MACH PTS,ACC NES	39	161	70
726 PRINTG,BKBLNDG MACHY,PTS	1 337	4 798	2 140	761 TELEVISION RECEIVERS	71	250	120
727 FOOD MACHRY NON-DOPESTIC	1 896	5 207	2 299	764 TELECOM EQPT,PTS,ACC NES	68	2 220	948
728 OTH MACHY FOR SPCL INDUS	2 095	4 170	1 857	772 SWITCHGEAR ETC & PTS NES	5	92	40
736 MACHINE TOOLS FOR METAL	674	1 426	632	774 ELECTRO-MEDCL,XRAY EQUIP	46	1 233	571
737 METALWORKING MACHNRY NES	230	273	120	775 HOUSEHOLD TYPE EQUIP NES	36	85	37
741 HEATING,COOLING EQUIPMNT	4 478	9 704	4 401	778 ELECTRICAL MACHINERY NES	1 164	1 531	676
742 PUMPS FOR LIQUIDS ETC	350	1 487	663	781 PASS MOTOR VEH EXC BUSES	1 736	3 926	1 741
743 PUMPS NES,CENTRIFUGES ETC	949	4 350	1 956	782 LORRIES,SPCL MTR VEH NES	8 760	11 372	4 784
744 MECHANICAL HANDLING EQU	1 913	5 606	2 583	783 ROAD MOTOR VEHICLES NES	154	220	98
745 NONELEC MACHY,TOOLS NES	5 561	23 634	10 648	784 MOTOR VEHCL PTS,ACC NES	656	1 071	487
749 NONELEC MACH PTS,ACC NES	793	2 819	1 241	786 VEH NES NONMOTR,TRAILERS	177	99	46
751 OFFICE MACHINES	267	972	426	791 RAILWAY VEHICLES	6 486	21 892	9 528
752 AUTOMATIC DATA PROC EQUIP	34	605	268	821 FURNITURE	53	72	30
759 OFFICE & ADP MCH PTS,ACC		72	30	872 MEDICAL INSTRUMENTS NES	5	82	36
761 TELEVISION RECEIVERS	170	601	264	874 MEASURNG,CONTROLNG INSTR	13	389	170
762 RADIO BROADCAST RECEIVRS	4	74	33	881 PHOTO APPAR & EQUIPT NES	6	89	40
763 SOUND RECORDRS,PHONOGRPH	21	1 208	583	892 PRINTED MATTER	69	77	36
764 TELECOM EQPT,PTS,ACC NES	305	4 852	2 194	895 OFFICE SUPPLIES NES	33	172	75
771 ELECTRIC ICWER MACHY NES	2 134	1 251	556				
772 SWITCHGEAR ETC & PTS NES	412	1 950	884	TANZANIA			
773 ELECTR DISTRIBUTING MACH	236	211	95	IMPORTS	353 175	198 105	88 608
774 ELECTRO-MEDCL,XRAY EQUIP	405	6 456	2 838	054 VEG ETC FRSH,SMPLY PRSVD	3 751	691	308
775 HOUSEHOLD TYPE EQUIP NES	158	311	133	057 FRUIT,NUTS,FRESH,DRIED	11 155	10 042	4 421
778 ELECTRICAL MACHINERY NES	1 229	2 490	1 082	071 COFFEE AND SUBSTITUTES	242 411	159 130	71 242
781 PASS MOTOR VEH EXC BUSES	6 449	12 883	5 901	072 COCOA	5 140	2 685	1 181
782 LORRIES,SPCL MTR VEH NES	13 582	20 641	9 003	074 TEA AND MATE	310	217	98
783 ROAD MOTOR VEHICLES NES	2 609	3 119	1 517	075 SPICES	1 375	1 854	815
784 MOTOR VEHCL PTS,ACC NES	5 596	12 307	5 456	081 FEEDING STUFF FOR ANMLs	17 637	710	318
785 MOTOR & OTHER CYCLES ETC	425	1 744	825	121 TOBACCO UNMNFCTRD,REFUSE	3 964	2 278	1 025
786 VEH NES NONMOTR,TRAILERS	684	1 102	446	222 SEEDS FOR SOFT FIXED OIL	7 948	606	283
791 RAILWAY VEHICLES	195	368	163	223 SEEDS FOR OTH FIXED OILS	2 121	244	106
792 AIRCRAFT	2	86	36	248 WOOD SHAPED	1 092	162	74
812 PLUMBNG,HEATING,LGHTNG EQU	1 273	1 554	688	263 COTTON	6 775	3 357	1 530
821 FURNITURE	280	818	354	265 VEG FIBRE,EXCL COTN JUTE	3 400	554	242
842 MENS OUTERWEAR NOT KNIT	16	150	70	287 BASE METAL ORES,CONC NES	119	1 873	854
846 UNDERWEAR KNITTED	28	122	56	291 CRUDE ANIMAL MTRIALS NES	103	444	195
871 OPTICAL INSTRUMENTS	21	664	298	292 CRUDE VEG MATERIALS NES	1 242	87	38
872 MEDICAL INSTRUMENTS NES	267	2 232	979	431 PROCESD ANML VEG OIL,ETC	598	667	285
873 METERS & COUNTERS NES	11	239	104	635 WOOD MANUFACTURES NES	88	156	66
874 MEASURNG,CONTROLNG INSTR	388	5 869	2 586	657 SPECIAL TEXTILE ETC PROD	43 048	8 851	3 962
881 PHOTO APPAR & EQUIPT NES	120	1 074	450	667 PEARL,PREC-,SEMI-P STONE	21	1 238	560
882 PHOTO,CINEMA SUPPLIES	498	1 059	466	843 WOMENS OUTERWEAR NONKNIT	58	130	58
884 OPTICAL GOODS NES	1	333	142	899 OTHER MANUFACTURED GOODS	62	811	355
885 WATCHES AND CLOCKS	11	132	54	941 ZOO ANIMALS,PETS	20	338	147
892 PRINTED MATTER	1 551	1 616	707				
893 ARTICLES OF PLASTIC NES	643	912	412	EXPORTS	632 638	192 299	85 181
894 TOYS,SPORTING GOODS,ETC	107	202	87	022 MILK AND CREAM	55 057	12 727	5 934
895 OFFICE SUPPLIES NES	226	468	215	023 BUTTER	200	95	44
897 GOLD,SILVER WARE,JEWELRY	299	299	130	035 FISH SALTED,DRIED,SMOKED	350	162	66
898 MUSICAL INSTRUMENTS,PTS	73	329	139	044 MAIZE UNMILLED	60 407	3 183	1 417
899 OTHER MANUFACTURED GOODS	125	527	220	046 WHEAT ETC MEAL OR FLOUR	111 895	6 357	2 817
951 WAR FIREARMS,AMMUNITION	47	374	173	048 CEREAL ETC PREPARATIONS	4 406	451	200
971 GOLD,NON MONETARY NES		175	80	054 VEG ETC FRSH,SMPLY PRSVD	382	584	243
				061 SUGAR AND HONEY	46 159	5 665	2 416
UGANDA				081 FEEDING STUFF FOR ANMLs	1 070	100	43
IMPORTS	73 415	38 266	16 986	233 RUBBER,SYNTHETIC,RECLAIMD	5 540	1 843	844
071 COFFEE AND SUBSTITUTES	64 648	33 334	14 760	269 WASTE OF TEXTILE FABRICS	1 040	124	56
072 COCOA	965	433	193	274 SULPHUR ETC	3 101	136	59
263 COTTON	7 539	3 917	1 759	278 OTHER CRUDE MINERALS	4 516	109	50
287 BASE METAL ORES,CONC NES	107	231	115	292 CRUDE VEG MATERIALS NES	44	100	45
EXPORTS	121 113	78 066	34 058	334 PETROLEUM PRODUCTS,REFIN	2 374	514	234
022 MILK AND CREAM	35 898	8 245	3 597	335 RESIDUAL PETRLM PROD NES	10 213	1 605	773
023 BUTTER	4 700	3 871	1 797	411 ANIMAL OILS AND FATS	8 047	1 098	482
042 RICE	1 825	289	123	423 FIXED VEG OILS,SOFT	6 829	1 183	533
044 MAIZE UNMILLED	5 080	317	134	431 PROCESD ANML VEG OIL,ETC	19 789	2 585	1 167
047 OTHER CEREAL MEALS,FLOUR				511 HYDROCARBONS NES,DERIVS	607	115	53
048 CEREAL ETC PREPARATIONS	4 486	757	329	512 ALCOHOLS,PHENOLS,ETC	646	221	104
054 VEG ETC FRSH,SMPLY PRSVD	112	194	83	513 ORGANIC ACIDS,ETC	1 829	438	193
098 EDIBLE PRODCTS,PREPS NES	407	110	47	514 NITROGEN-FUNCTN COMPOUNDS	2 238	1 984	974
111 NON-ALCOHL BEVERAGES NES	3 169	344	158	515 ORG-INORG COMPOUNDS ETC	295	255	112
273 STONE,SAND AND GRAVEL	2 035	208	91	516 OTHER ORGANIC CHEMICALS	3 528	3 741	1 603
292 CRUDE VEG MATERIALS NES	100	213	90	522 INORG ELEMNTS,OXIDES,ETC	18 333	2 639	1 182
				523 OTHR INORGANIC CHEMICALS	57 356	2 514	1 120

## 7 IMPORTS AND EXPORTS (SPECIAL TRADE) BY COUNTRIES OF PRODUCTION AND CONSUMPTION AND BY GROUPS OF THE SITC-REV. II 1981

GROUP DESCRIPTION	LT = 100 KG	1 000 DM	1 000 \$	GROUP DESCRIPTION	LT = 100 KG	1 000 DM	1 000 \$
531 SYNT DYE, NAT INDGO, LAKES	610	2 044	943	SEYCHELLES			
532 DYES NES, TANNING PRODS	4 076	369	405				
533 PIGMENTS, PAINTS, ETC	2 176	806	366	IMPORTS	698	379	174
541 MEDICINAL ETC PRODUCTS	5 845	7 561	3 348				
551 ESSENTL OIL, PERFUME, ETC	64	163	78	075 SPICES	574	129	59
554 SOAPS, CLEANING ETC PREPS	4 007	1 467	659				
562 FERTILIZERS MANUFACTURED	1 097	106	47	EXPORTS	4 306	4 659	2 030
572 EXPLOSIVES, PYROTECH PROD	1 046	710	315				
582 PROD OF CONDENSATION ETC	4 153	1 555	700	054 VEG ETC FRSH, SHPLY PRSVD	109	90	43
583 PROD OF POLYMERIZING ETC	10 017	3 140	1 383	665 GLASSWARE	1 647	429	177
584 CELLULOSE DERIVATIVES ETC	1 396	763	350	726 PRINTG, BK BINDG MACHY, PTS	147	500	223
591 PESTICIDES, DISINFECTANTS	4 765	1 319	640	727 FOOD MACHRY NON-DOMESTIC	36	172	78
592 STARCH, INULIN, GLUTEN, ETC	2 011	236	104	728 OTH MACHY FOR SFCL INDUS	23	107	51
598 MISC CHEMICAL PRODS NES	5 541	1 568	708	736 MACHINE TOOLS FOR METAL	13	82	36
621 MATERIALS OF RUBBER	406	184	83	741 HEATING, COOLING EQUIPMNT	135	324	144
625 RUBBER TYRES, TUBES	440	417	181	745 NONELEC MACHY, TCOLS NES	35	117	56
628 RUBBER ARTICLES NES	57	104	45	772 SWITCHGEAR ETC & PTS NES	31	115	50
635 WOOD MANUFACTURES NES	42	77	34	774 ELECTRO-MEDCL, XRAY EQUIP	10	91	41
641 PAPER AND PAPERBOARD	4 540	978	436	775 HOUSEHOLD TYPE EQUIP NES	62	70	31
642 ARTICLES OF PAPER ETC	2 450	642	282	782 LORRIES, SFCL MTR VEH NES	56	95	40
651 TEXTILE YARN AND THREAD	9 367	5 418	2 517	793 SHIPS AND BOATS	109	283	120
653 WOVN MAN-MADE FIB FABRIC	447	585	256	892 PRINTED MATTER	65	103	43
655 KNIT ETC FABRICS	136	611	272				
657 SPECIAL TEXTILE ETC PROD	50	181	79	BRIT IND CC			
661 CEMENT ETC BUILDING PROD	26 380	570	253				
662 CLAY, REFRACTORY BLDG FRD	7 504	1 121	499	IMPORTS		2	1
663 OTH NONMETAL MINERAL NFS	179	230	100				
664 GLASS	429	97	42	EXPORTS	13	33	14
665 GLASSWARE	2 344	298	126				
671 PIG IRON ETC	5 740	1 006	419	MOZAMBIQUE			
673 IRON AND STEEL SHAPES	7 442	613	278				
674 IRN, STL UNIV, PLATE, SHEET	10 396	1 005	475	IMPORTS	462 182	30 569	13 488
675 IRON, STEEL HOOP, STRIP	4 799	1 219	510				
676 RAILWAY RAILS ETC IRN, STL	1 624	466	203	057 FRUIT, NUTS, FRESH, DRIED	7 046	4 564	2 037
677 IRN, STL WIRE EXCL W ROD	2 067	282	131	061 SUGAR AND HONEY	197 566	3 902	1 730
678 IRON, STL TUBES, PIPES, ETC	3 464	576	256	074 TEA AND MATE	12 817	9 304	4 121
682 COPPER EXC CEMENT COPPER	131	157	62	121 TOBACCO UNMNFCTD, REFUSE	1	135	50
684 ALUMINIUM	3 691	1 626	694	247 OTH WOOD ROUGH, SQUARED	11 200	1 538	669
691 STRUCTURES AND PARTS NES	3 245	788	334	248 WOOD SHAPED	13 576	2 036	897
692 METAL TANKS, BOXES, ETC	139	222	102	265 VEG FIBRE, EXCL COTN JUTE	1 264	213	89
693 WIRE PRODUCTS NON ELECTR	2 553	1 325	572	278 OTHER CRUDE MINERALS	162 992	5 018	2 223
694 STL, COPPR NAILS, NUTS, ETC	1 044	333	147	287 BASE METAL ORES, CONC NES	44 688	1 264	543
695 TOOLS	708	1 397	624	288 NONFERR METAL SCRAP NES	303	160	72
697 BASE MTL HOUSEHOLD EQUIP	277	327	143	292 CRUDE VEG MATERIALS NES	224	88	39
699 OTHER METAL MANUFACTURES	649	748	333	335 WOOD MANUFACTURES NES	4 040	785	334
700 INDUSTRIAL PLANT, CHAP 84	18 367	21 201	8 737	657 SPECIAL TEXTILE ETC PROD	3 962	749	324
703 INDUSTRIAL PLANT, CHAP 85	7	92	37	689 NON-FER BASE METALS NES	1 478	500	211
712 STEAM ENGINES, TURBINES	6	141	60	896 WORKS OF ART ETC		74	30
713 INTRNL COMBUS PISTN ENGN	173	641	275				
714 ENGINES & MOTORS NES	1	408	184	EXPORTS	103 509	50 801	22 610
716 ROTATING ELECTRIC PLANT	650	1 928	865				
718 OTH POWER GENERATG MACHY	152	387	170	011 MEAT FRESH, CHILLD, FROZEN	744	168	80
721 AGRIC MACHY, EXC TRACTORS	276	272	118	022 MILK AND CREAM	15 830	3 595	1 600
722 TRACTORS NON-ROAD	1 233	1 009	446	023 BUTTER	801	433	215
723 CIVIL ENGINEER EQUIP ETC	379	590	258	035 FISH SALTED, DRIED, SMOKED	1 060	493	205
724 TEXTILE, LEATHER MACHRY	7 660	19 737	9 078	037 FISH ETC PREPD PRSVD NES	1 080	481	225
725 PAPER ETC MILL MACHINERY	1 313	2 915	1 273	075 SPICES	114	90	44
726 PRINTG, BK BINDG MACHY, PTS	404	1 653	720	081 FEEDING STUFF FOR ANIPLS	51	95	41
727 FOOD MACHRY NON-DOMESTIC	121	623	276	233 RUBBER, SYNTHIC, RECLAIMD	7 326	1 765	827
728 OTH MACHY FOR SFCL INDUS	1 008	2 944	1 308	267 OTHER MAN-MADE FIBRES	136	102	43
736 MACHINE TOOLS FOR METAL	900	2 647	1 150	278 OTHER CRUDE MINERALS	634	82	36
737 METALWORKING MACHRY NES	31	193	65	334 PETROLEUM PRODUCTS, REFIN	3 404	587	248
741 HEATING, COOLING EQUIPMNT	629	1 434	638	335 RESIDUAL PETRLM PROD NES	831	154	69
742 PUMPS FOR LIQUIDS ETC	262	771	352	431 PROCESD ANML VEG OIL, ETC	3 318	555	246
743 PUMPS NES, CENTRIFUGES ETC	394	1 216	549	513 ORGANIC ACIDS, ETC	229	70	30
744 MECHANICAL HANDLING EQU	1 626	1 829	790	514 NITROGEN-FUNCT COMPOUNDS	886	1 364	632
745 NONELEC MACHY, TOOLS NES	559	2 076	917	522 INCRG ELEMNTS, OXIDES, ETC	18 803	1 671	750
749 NONELEC MACH PTS, ACC NES	216	842	376	523 OTHR INORGANIC CHEMICALS	4 440	295	134
751 OFFICE MACHINES	58	370	169	531 SYNT DYE, NAT INDGO, LAKES	1 030	4 372	1 914
752 AUTOMTIC DATA PROC EQUIP	2	68	31	533 PIGMENTS, PAINTS, ETC	5 277	1 702	775
759 OFFICE & ADP MCH PTS, ACC	10	99	42	541 MEDICINAL ETC PRODUCTS	1 500	5 522	2 456
764 TELECOM EQPT, PTS, ACC NES	69	2 058	895	554 SOAPS, CLEANING ETC PREPS	1 050	492	217
771 ELECTRIC POWER MACHY NES	354	436	194	582 PROD OF CONDENSATION ETC	1 116	462	208
772 SWITCHGEAR ETC & PTS NES	2 055	3 098	1 333	583 PROD OF POLYMERIZING ETC	15 625	3 994	1 755
773 ELECTR DISTRIBUTING MACH	235	172	76	591 PESTICIDES, DISINFECTANTS	4 001	3 228	1 438
774 ELECTRO-MEDCL, XRAY EQUIP	6	169	48	598 MISC CHEMICAL PRODS NES	1 797	596	265
775 HOUSEHOLD TYPE EQUIP NES	83	131	57	628 RUBBER ARTICLES NES	119	225	104
776 ELECTRICAL MACHINERY NES	1 142	977	425	641 PAPER AND PAPERBOARD	964	152	68
781 PASS MOTOR VEH EXC BUSES	3 395	5 430	2 403	642 ARTICLES OF PAPER ETC	241	194	90
782 LORRIES, SFCL MTR VEH NES	2 209	2 274	984	651 TEXTILE YARN AND THREAD	105	178	80
784 MOTOR VEHCL PTS, ACC NES	1 338	3 054	1 349	657 SPECIAL TEXTILE ETC PROD	26	117	54
785 MOTOR & OTHER CYCLES ETL	75	105	46	674 IRN, STL UNIV, PLATE, SHEET	1 707	181	76
786 VEH NES NONMOTR, TRAILERS	1 204	635	273	683 NICKEL	80	155	71
791 RAILWAY VEHICLES	12	118	54	684 ALUMINIUM	189	213	96
792 AIRCRAFT	6	565	234	695 TOOLS	22	125	57
812 PLUMBG, HEATING, LIGHTNG EQU	95	99	44	696 CUTLERY	184	326	140
821 FURNITURE	378	400	178	699 OTHER METAL MANUFACTURES	120	205	95
851 FOOTWEAR	50	216	102	713 INTRNL COMBUS PISTN ENGN	69	836	375
871 OPTICAL INSTRUMENTS	5	235	99	716 ROTATING ELECTRIC PLANT	13	64	30
872 MEDICAL INSTRUMENTS NES	200	851	372	718 OTH POWER GENERATG MACHY	14	69	31
873 METERS & COUNTERS NES	20	81	35	723 CIVIL ENGINEER EQUIP ETC	393	480	216
874 MEASURING, CONTROLLING INSTR	371	897	386	724 TEXTILE, LEATHER MACHRY	283	1 188	528
881 PHOTO APPAR & EQUIPT NES	7	351	147	726 PRINTG, BK BINDG MACHY, PTS	36	128	59
882 PHOTO, CINEMA SUPPLIES	148	202	87	727 FOOD MACHRY NON-DOMESTIC	71	378	166
884 OPTICAL GOODS NES	29	81	36	728 OTH MACHY FOR SFCL INDUS	382	1 005	440
885 WATCHES AND CLOCKS	12	92	42	736 MACHINE TOOLS FOR METAL	156	449	203
892 PRINTED MATTER	153	285	127	741 HEATING, COOLING EQUIPMNT	35	104	48
893 ARTICLES OF PLASTIC NES	522	895	398	742 PUMPS FOR LIQUIDS ETC	49	484	208
895 OFFICE SUPPLIES NES	74	204	91	743 PUMPS NES, CENTRIFUGES ETC	60	270	118
896 MUSICAL INSTRUMENTS, PTS	0	80	38	745 NONELEC MACHY, TCOLS NES	18	166	73
899 OTHER MANUFACTURED GOODS	17	82	36	749 NONELEC MACH PTS, ACC NES	241	628	274
				761 TELEVISION RECEIVERS	40	128	54
				763 SOUND RECORDRS, PHONOGRPH	10	76	32
				764 TELECOM EQPT, PTS, ACC NES	54	716	319
				772 SWITCHGEAR ETC & PTS NES	6	189	86

7 IMPORTS AND EXPORTS (SPECIAL TRADE) BY COUNTRIES OF PRODUCTION AND CONSUMPTION AND BY GROUPS OF THE SITC-REV. II 1981

GROUP DESCRIPTION	DT = 100 KG	1 000 DM	1 000 \$	GROUP DESCRIPTION	DT = 100 KG	1 000 DM	1 000 \$
773 ELECTR DISTRIBUTING MACH	70	211	86	786 VEH NES NONMOTR,TRAILERS	155	148	64
774 ELECTRO-MEDCL,XRAY EQUIP	4	79	33	801 INDUSTRIAL PLANT,CHAP 90	4	170	79
778 ELECTRICAL MACHINERY NES	86	645	285	812 PLUMBS,HEATING,LGHTNG EQU	124	250	115
781 PASS MOTOR VEH EXC BUSES	793	1 720	760	821 FURNITURE	122	152	70
782 LORRIES,SPCL MTR VEH NES	1 392	1 725	766	872 MEDICAL INSTRUMENTS NES	13	203	89
783 ROAD MOTOR VEHICLES NES	192	246	109	874 MEASURING,CONTROLLNG INSTR	22	342	148
784 MOTOR VEHCL PTS,ACC NES	481	1 441	641	881 PHOTO APPAR & EQUIPT NES	6	139	70
792 AIRCRAFT	4	214	91	882 PHOTO,CINEMA SUPPLIES	956	826	361
843 WOMENS OUTERWEAR NONKNIT	5	79	36	884 OPTICAL GOODS NES	69	80	37
872 MEDICAL INSTRUMENTS NES	8	101	46	892 PRINTED MATTER	289	109	44
874 MEASURING,CONTROLLNG INSTR	36	436	186	893 ARTICLES OF PLASTIC NES		172	79
884 OPTICAL GOODS NES	1	79	37				
892 PRINTED MATTER	160	221	103	REUNION			
899 OTHER MANUFACTURED GOODS	36	106	48				
MADAGASCAR				IMPORTS	15 207	2 446	1 092
IMPORTS	105 238	67 941	30 520	034 FISH FRESH,CHILLED,FROZN	248	113	53
011 MEAT FRESH,CHILLD,FROZEN	22 776	16 297	7 729	075 SPICES	34	67	31
014 MEAT PREPD,PRSTD,NES ETC	1 277	835	396	112 ALCOHOLIC BEVERAGES	14 896	2 209	982
056 VEGTBLES ETC PRSTD,PREPD	156	165	68	EXPORTS	58 842	34 087	15 023
057 FRUIT,NUTS,FRESH,DRIED	178	157	72	011 MEAT FRESH,CHILLD,FROZEN	423	491	226
071 COFFEE AND SUBSTITUTES	20 810	9 749	4 328	062 SUGAR PREPS NON-COCOA	98	113	48
072 COCOA	263	128	56	122 TOBACCO *FRS	37	113	49
075 SPICES	3 697	20 471	9 082	278 OTHER CRUDE MINERALS	15 730	348	151
223 SEEDS FOR OTH FIXED OILS	3 181	363	156	514 NITROGEN-FUNCTN COMPOUNDS	263	118	49
265 VEG FIBRE,EXCL COTN JUTE	6 160	1 008	435	531 SYNT DYE,NAT INDO,LAKES	38	109	47
278 OTHER CRUDE MINERALS	24 912	4 115	1 811	533 PIGMENTS,PAINTS,ETC	107	78	33
292 CRUDE VEG MATERIALS NES	2 842	1 283	569	553 PERFUMERY,COSMETICS,ETC	52	66	30
431 PROCESD ANML VEG OIL,ETC	251	236	103	554 SOAPS,CLEANING ETC PREPS	184	74	31
551 ESSENTL OIL,PERFUME,ETC	144	122	56	582 PROD OF CONDENSATION ETC	663	144	59
652 COTTON FABRICS,WOVEN	13 435	9 066	3 938	583 PROD OF POLYMERIZING ETC	472	211	94
657 SPECIAL TEXTILE ETC PROD				591 PESTICIDES,DISINFECTANTS	2 654	967	420
659 FLOOR COVERINGS ETC	232	140	63	592 STARCH,INULIN,GLUTEN,ETC	157	91	37
667 PEARL,PREC-,SEMI-P STONE	141	1 141	508	598 MISC CHEMICAL PRODS NES	184	70	30
749 NONELEC MACH PTS,ACC NES	4	73	36	625 RUBBER TYRES,TUBES	460	463	202
792 AIRCRAFT		170	78	628 RUBBER ARTICLES NES	27	64	30
842 MENS OUTERWEAR NOT KNIT	524	984	411	642 ARTICLES OF PAPER ETC	237	242	108
EXPORTS	265 394	86 814	38 801	652 COTTON FABRICS,WOVEN	49	166	71
022 MILK AND CREAM	1 560	342	145	653 WOVN MAN-MADE FIB FABRIC	186	483	208
046 WHEAT ETC MEAL OR FLOUR	162 137	9 811	4 353	655 KNIT ETC FABRICS	53	165	72
054 VEG ETC FRSH,SMPLY PRSTD	28	134	55	659 FLOOR COVERINGS ETC	138	109	54
266 SYNTHETIC FIBRE TO SPIN	2 749	1 025	454	662 CLAY,REFRACTORY BLDG PRD	4 709	566	246
334 PETROLEUM PRODUCTS,REFIN	352	166	74	664 GLASS	3 180	575	255
335 RESIDUAL PETRLM PROD NES	5 000	1 074	477	666 POTTERY	61	85	36
513 ORGANIC ACIDS,ETC	509	113	51	673 IRON AND STEEL SHAPES	9 563	658	284
514 NITROGEN-FUNCTN COMPOUNDS	287	587	258	678 IRON,STL TUBES,PIPES,ETC	1 810	331	141
515 ORG-INORE COMPOUNDS ETC	281	173	75	695 TOOLS	147	206	93
522 INORG ELEMTS,OXIDES,ETC	10 610	950	429	699 OTHER METAL MANUFACTURES	65	80	37
523 OTHR INORGANIC CHEMICALS	1 155	101	41	713 INTRNL COMBUS PISTN ENGN	12	86	39
531 SYNT DYE,NAT INDO,LAKES	569	2 275	981	721 AGRIC MACHY,EXC TRACTORS	28	71	33
532 DYES NES,TANNING PRODS	3 197	733	322	723 CIVIL ENGINEERG EQUIP ETC	593	759	331
533 PIGMENTS,PAINTS,ETC	120	162	72	724 TEXTILE,LEATHER MACHNRY	48	145	63
541 MEDICINAL ETC PRODUCTS	114	1 281	557	725 PAPER ETC MILL MACHINERY	59	115	52
551 ESSENTL OIL,PERFUME,ETC	22	89	44	726 PRINTG,BKBDNG MACHY,PTS	39	185	84
554 SOAPS,CLEANING ETC PREPS	872	499	219	727 FOOD MACHRY NON-DOMESTIC	208	799	342
562 FERTILIZERS MANUFACTURED	19 872	1 037	463	728 OTH MACHY FOR SPCL INDUS	40	149	68
582 PROD OF CONDENSATION ETC	512	127	58	743 PUMPS NES,CENTRFUGES ETC	185	218	95
583 PROD OF POLYMERIZING ETC	6 601	2 625	1 147	744 MECHANICAL HANDLING EQU	230	330	149
584 CELLULOSE DERIVATIVES ETC	1 050	1 113	474	745 NONELEC MACHY,TOOLS NES	103	490	212
591 PESTICIDES,DISINFECTANTS	666	121	54	749 NONELEC MACH PTS,ACC NES	405	446	192
598 MISC CHEMICAL PRODS NES	7 687	2 269	994	751 OFFICE MACHINES	106	498	217
605 INDUSTRIAL PLANT,CHAP 73	4 321	3 653	1 697	759 OFFICE & ADP MCH PTS,ACC	13	146	63
621 MATERIALS OF RUBBER	8	97	40	761 TELEVISION RECEIVERS	182	582	262
625 RUBBER TYRES,TUBES	105	86	39	762 RADIO BROADCAST RECEIVERS	13	128	55
642 ARTICLES OF PAPER ETC	206	150	65	764 TELECOM EQPT,PTS,ACC NES	12	126	57
655 KNIT ETC FABRICS	26	128	64	775 HOUSEHOLD TYPE EQUIP NES	245	329	140
657 SPECIAL TEXTILE ETC PROD	152	255	116	778 ELECTRICAL MACHINERY NES	712	765	338
673 IRON AND STEEL SHAPES	3 246	293	137	871 PASS MOTOR VEH EXC BUSES	8 079	11 648	5 196
678 IRON,STL TUBES,PIPES,ETC	1 385	152	66	782 LORRIES,SPCL MTR VEH NES	2 306	2 631	1 170
684 ALUMINIUM	93	108	49	783 ROAD MOTOR VEHICLES NES	210	323	140
691 STRUCTURES AND PARTS NES	4 159	1 958	917	784 MOTOR VEHCL PTS,ACC NES	832	2 309	1 014
694 STL,COPPR NAILS,NUTS,ETC	71	83	38	846 UNDERWEAR KNITTED	6	71	31
695 TOOLS	233	686	312	871 OPTICAL INSTRUMENTS	3	71	33
699 OTHER METAL MANUFACTURES	613	311	140	874 MEASURING,CONTROLLNG INSTR	19	128	56
700 INDUSTRIAL PLANT,CHAP 84	1 724	5 942	2 815	881 PHOTO APPAR & EQUIPT NES	49	265	119
703 INDUSTRIAL PLANT,CHAP 85	132	1 653	775	882 PHOTO,CINEMA SUPPLIES	421	921	417
711 STEAM BOILERS & AUX PLNT	476	941	438	893 ARTICLES OF PLASTIC NES	57	105	43
713 INTRNL COMBUS PISTN ENGN	65	375	173	894 TOYS,SPORTING GOODS,ETC	62	151	66
716 ROTATING ELECTRIC PLANT	43	100	47	895 OFFICE SUPPLIES NES	50	213	92
722 TRACTORS NON-ROAD	411	489	207	897 GOLD,SILVER WARE,JEWELRY	228	99	99
724 TEXTILE,LEATHER MACHNRY	6 793	19 843	8 810	898 MUSICAL INSTRUMENTS,PTS	31	81	36
725 PAPER ETC MILL MACHINERY	43	207	86	899 OTHER MANUFACTURED GOODS	19	76	32
726 PRINTG,BKBDNG MACHY,PTS	15	119	53	MALRITIUS			
727 FOOD MACHRY NON-DOMESTIC	26	100	43	IMPORTS	34 914	51 816	22 698
728 OTH MACHY FOR SPCL INDUS	833	2 666	1 206	037 FISH ETC PREPD PRSTD NES	648	644	277
736 MACHINE TOOLS FOR METAL	53	129	59	061 SUGAR AND HONEY	20 428	2 044	901
741 HEATING,COOLING EQUIPMNT	2 593	5 289	2 333	288 NONFERR METAL SCRAP NES	351	95	41
742 PUMPS FOR LIQUIDS ETC	202	659	292	651 TEXTILE YARN AND THREAD	5 188	3 646	1 637
743 PUMPS NES,CENTRFUGES ETC	186	534	244	699 OTHER METAL MANUFACTURES	5	316	141
744 MECHANICAL HANDLING EQU	162	224	102	776 TRANSISTORS,VALVES,ETC	1	68	31
745 NONELEC MACHY,TOOLS NES	364	1 017	469	842 MENS OUTERWEAR NOT KNIT	585	6 454	2 872
749 NONELEC MACH PTS,ACC NES	20	160	69	843 WOMENS OUTERWEAR NONKNIT	104	774	354
751 OFFICE MACHINES	20	85	39	844 UNDERWEAR NOT KNIT	21	91	43
772 SWITCHGEAR ETC & PTS NES	67	237	106	845 UNDERWEAR KNIT NONELASTC	6 222	33 482	14 489
773 ELECTR DISTRIBUTING MACH	329	186	86	846 UNDERWEAR KNITTED	249	874	398
774 ELECTRO-MEDCL,XRAY EQUIP	33	524	247	847 TXTL CLTHNG ACCESRYS NES	188	409	183
778 ELECTRICAL MACHINERY NES	47	230	102	884 OPTICAL GOODS NES	133	1 038	491
781 PASS MOTOR VEH EXC BUSES	224	305	135	894 TOYS,SPORTING GOODS,ETC	290	1 391	633
782 LORRIES,SPCL MTR VEH NES	2 749	3 387	1 460	897 GOLD,SILVER WARE,JEWELRY		141	63
783 ROAD MOTOR VEHICLES NES	648	847	359				
784 MOTOR VEHCL PTS,ACC NES	670	1 719	754				



## 7 IMPORTS AND EXPORTS (SPECIAL TRADE) BY COUNTRIES OF PRODUCTION AND CONSUMPTION AND BY GROUPS OF THE SITC-REV. II 1981

GROUP DESCRIPTION	DT = 100 KG	1 000 DM	1 000 \$	GROUP DESCRIPTION	DT = 100 KG	1 000 DM	1 000 \$
EXPORTS	41 271	32 886	14 526	ZAMBIA			
011 MEAT FRESH, CHILLED, FROZEN	5 105	1 187	510	IMPORTS	288 611	112 847	49 280
022 MILK AND CREAM	500	109	48	034 FISH FRESH, CHILLED, FROZEN	3	79	34
054 VEG ETC FRSH, SMPLY PRSVD	61	78	35	121 TOBACCO UNMNFCTD, REFUSE	2 214	1 787	807
334 PETROLEUM PRODUCTS, REFIN	267	155	65	667 PEARL, FREC-, SEMI-F STONE	257	2 378	1 024
335 RESIDUAL PETRLM PROD NES	316	66	30	682 COPPER EXC CEMENT COPPER	279 358	100 411	43 642
424 FIXED VEG OIL NONSOFT	1 872	356	158	686 ZINC	5 825	1 041	473
431 PROCESD ANML VEG OIL, ETC	11 340	1 959	872	689 NON-FER BASE METALS NES	664	6 357	2 958
512 ORGANIC ACIDS, ETC	274	108	47	743 PUMPS NES, CENTRIFUGES ETC	83	232	96
514 NITROGEN-FUNCTN COMPOUNDS	186	258	106	971 GOLD, NON MONETARY NES		179	84
515 ORG-INORG COMPOUNDS ETC	33	67	30	EXPORTS	277 789	150 522	67 477
522 INORG ELEMENTS, OXIDES, ETC	586	150	67	001 LIVE ANIMALS	15	63	31
523 OTHR INORGANIC CHEMICALS	577	152	64	022 MILK AND CREAM	15 004	3 594	1 592
531 SYNT DYE, NAT INDGO, LAKES	383	1 264	560	054 VEG ETC FRSH, SMPLY PRSVD	30	114	51
533 PIGMENTS, PAINTS, ETC	357	229	99	061 SUGAR AND HONEY	2 531	158	67
541 MEDICINAL ETC PRODUCTS	267	1 411	622	081 FEEDING STUFF FOR ANMLS	2 637	351	157
551 ESSENTL OIL, PERFUME, ETC	30	204	91	233 RUBBER, SYNTHETIC, RECLAIMD	338	150	73
553 PERFUMERY, COSMETICS, ETC	155	162	72	278 OTHER CRUDE MINERALS	60 326	852	380
554 SOAPS, CLEANING ETC PREPS	404	229	102	292 CRUDE VEG MATERIALS NES	162	575	242
582 PROD OF CONDENSATION ETC	1 609	572	254	334 PETROLEUM PRODUCTS, REFIN	605	206	93
583 PROD OF POLYMERIZING ETC	4 156	1 232	540	335 RESIDUAL PETRLM PROD NES	4 935	1 085	468
591 PESTICIDES, DISINFECTANTS	1 317	864	384	431 PROCESD ANML VEG OIL, ETC	780	156	67
592 STARCH, INULIN, GLUTEN, ETC	215	162	75	511 HYDROCARBONS NES, DERIVS	782	206	94
598 MISC CHEMICAL PRODS NES	1 401	378	172	512 ALCOHOLS, PHENOLS, ETC	867	341	151
621 MATERIALS OF RUBBER	445	141	62	513 ORGANIC ACIDS, ETC	411	114	56
623 RUBBER TYRES, TUBES	91	69	31	514 NITROGEN-FUNCTN COMPOUNDS	1 392	2 013	895
628 RUBBER ARTICLES NES	78	110	45	515 ORG-INORG COMPOUNDS ETC	6 196	1 680	732
641 PAPER AND PAPERBOARD	2 069	446	207	516 OTHER ORGANIC CHEMICALS	225	120	54
642 ARTICLES OF PAPER ETC	66	104	49	522 INORG ELEMENTS, OXIDES, ETC	8 881	1 452	659
651 TEXTILE YARN AND THREAD	58	168	74	523 OTHR INORGANIC CHEMICALS	37 438	2 183	978
652 COTTON FABRICS, WOVEN	59	165	73	531 SYNT DYE, NAT INDGO, LAKES	604	1 898	836
653 WOVN MAN-MADE FIB FABRIC	421	1 210	545	532 DYES NES, TANNING PRODS	390	68	32
654 OTH WOVN TEXTILE FABRIC	372	1 515	683	533 PIGMENTS, PAINTS, ETC	402	457	206
655 KNIT ETC FABRICS	155	320	143	541 MEDICINAL ETC PRODUCTS	354	2 353	1 044
657 SPECIAL TEXTILE ETC PROD	139	757	332	551 ESSENTL OIL, PERFUME, ETC	177	349	159
663 OTH NONMETAL MINERAL MFS	200	118	52	554 SOAPS, CLEANING ETC PREPS	2 409	1 012	447
664 GLASS	521	93	41	582 PROD OF CONDENSATION ETC	3 126	1 544	712
684 ALUMINIUM	380	319	144	583 PROD OF POLYMERIZING ETC	42 681	13 259	5 937
692 METAL TANKS, BOXES, ETC	184	325	143	584 CELLULOSE DERIVATIVES ETC	311	301	137
695 TOOLS	89	165	69	591 PESTICIDES, DISINFECTANTS	230	320	137
696 CUTLERY	37	85	38	592 STARCH, INULIN, GLUTEN, ETC	1 146	221	97
699 OTHER METAL MANUFACTURES	401	750	351	598 MISC CHEMICAL PRODS NES	4 055	1 472	686
711 STEAM BOILERS & AUX PLNT	65	126	54	625 RUBBER TYRES, TUBES	302	266	119
712 STEAM ENGINES, TURBINES	28	125	58	628 RUBBER ARTICLES NES	60	138	59
716 ROTATING ELECTRIC PLANT	21	67	31	641 PAPER AND PAPERBOARD	2 790	647	290
721 AGRIC MACHY, EXC TRACTORS	142	303	135	651 TEXTILE YARN AND THREAD	3 440	3 096	1 380
722 TRACTORS NON-ROAD	541	551	235	652 COTTON FABRICS, WOVEN	414	641	273
723 CIVIL ENGINEERG EQUIP ETC	562	691	317	653 WOVN MAN-MADE FIB FABRIC	619	1 523	674
724 TEXTILE, LEATHER MACHNRY	238	1 352	596	654 OTH WOVN TEXTILE FABRIC	172	378	165
725 PAPER ETC MILL MACHINERY	72	94	43	655 KNIT ETC FABRICS	1 543	3 392	1 520
726 PRINTG, PKBINDG MACHY, PTS	181	640	285	656 LACE, RIBBONS, TULLE, ETC	15	111	48
728 OTH MACHY FOR SPCL INDUS	81	274	116	657 SPECIAL TEXTILE ETC PROD	980	989	438
726 MACHINE TOOLS FOR METAL	64	224	100	662 CLAY, REFRACTORY BLDG PRD	10 635	878	411
741 HEATING, COOLING EQUIPMNT	49	146	65	663 OTH NONMETAL MINERAL MFS	452	544	237
742 PUMPS FOR LIQUIDS ETC	21	120	50	664 GLASS	362	235	106
743 PUMPS NES, CENTRIFUGES ETC	139	240	100	673 IRON AND STEEL SHAPES	4 410	490	221
744 MECHANICAL HANDLING EQU	167	265	118	674 IRN, STL UNIV, PLATE, SHEET	4 799	699	320
745 NONELEC MACHY, TOOLS NES	56	328	138	678 IRON, STL TUBES, PIPES, ETC	597	765	323
749 NONELEC MACH PTS, ACC NES	107	293	134	684 ALUMINIUM	128	113	47
751 OFFICE MACHINES	37	226	103	685 LEAD	135	97	42
761 TELEVISION RECEIVERS	83	262	117	692 METAL TANKS, BOXES, ETC	76	217	92
764 TELECOM EQPT, PTS, ACC NES	4	148	68	694 STL, COPPR NAILS, NUTS, ETC	657	393	169
772 SWITCHGEAR ETC & PTS NES	24	83	33	695 TOOLS	656	1 335	589
778 ELECTRICAL MACHINERY NES	22	84	32	696 CUTLERY	34	93	39
781 PASS MOTOR VEH EXC BUSES	285	446	196	697 EASE MTL HOUSEHOLD EQUIP	251	109	51
784 MOTOR VEHCL PTS, ACC NES	124	347	152	699 OTHER METAL MANUFACTURES	1 398	2 004	893
812 PLUMBNG, HEATING, LGHTNG EQU	60	60	30	711 STEAM BOILERS & AUX PLNT	329	934	437
847 TXTL CLTHNG ACCESSRYS NES	9	78	35	713 INTRNL COMBUS PISTN ENGN	164	780	351
851 FOOTWEAR	38	72	33	716 ROTATING ELECTRIC PLANT	107	381	178
872 MEDICAL INSTRUMENTS NES	4	89	39	721 AGRIC MACHY, EXC TRACTORS	657	743	357
874 MEASURING, CONTROLLING INSTR	7	144	57	722 TRACTORS NON-ROAD	1 703	1 657	731
881 PHOTO APPAR & EQUIPT NES	10	82	34	723 CIVIL ENGINEERG EQUIP ETC	297	562	263
882 PHOTO, CINEMA SUPPLIES	167	432	198	724 TEXTILE, LEATHER MACHNRY	863	2 971	1 352
884 OPTICAL GOODS NES		72	33	725 PAPER ETC MILL MACHINERY	95	371	169
892 PRINTED MATTER	226	252	110	726 PRINTG, PKBINDG MACHY, PTS	123	731	304
893 ARTICLES OF PLASTIC NES	203	260	110	727 FOOD MACHY FOR NON-DOMESTIC	118	391	156
894 TOYS, SPORTING GOODS, ETC	38	224	100	728 OTH MACHY FOR SPCL INDUS	1 186	4 447	2 006
895 OFFICE SUPPLIES NES	32	109	42	736 MACHINE TOOLS FOR METAL	193	497	228
897 GOLD, SILVER WARE, JEWELRY	20	3 552	1 568	737 METALWORKING MACHNRY NES	162	305	135
899 OTHER MANUFACTURED GOODS	12	80	34	741 HEATING, COOLING EQUIPMNT	2 956	6 700	2 866
COMORJS				742 PUMPS FOR LIQUIDS ETC	2 265	1 463	657
IMPORTS	3 333	8 642	3 913	743 PUMPS NES, CENTRIFUGES ETC	2 637	6 864	2 988
075 SPICES	2 982	3 572	3 863	744 MECHANICAL HANDLING EQU	1 625	1 436	630
EXPORTS	6 731	1 980	881	745 NONELEC MACHY, TOOLS NES	1 607	6 868	3 026
011 MEAT FRESH, CHILLED, FROZEN	3 472	611	264	749 NONELEC MACH PTS, ACC NES	299	1 172	509
022 MILK AND CREAM	2 500	654	300	751 OFFICE MACHINES	174	1 171	516
093 WIRE PRODUCTS NON ELECTR	203	97	46	752 AUTOMATIC DATA PROC EQUIP	8	149	67
781 PASS MOTOR VEH EXC BUSES	114	245	105	759 OFFICE & ADP MCH PTS, ACC	11	170	75
MAYOTTE				764 TELECOM EQPT, PTS, ACC NES	15	371	168
EXPORTS	53	7	3	771 ELECTRIC POWER MACHY NES	76	418	182
				772 SWITCHGEAR ETC & PTS NES	143	1 187	534
				773 ELECTP DISTRIBUTING MACH NES	40	126	54
				775 HOUSEHOLD TYFE EQUIP NES	15	97	42
				778 ELECTRICAL MACHINERY NES	546	946	415
				781 PASS MOTOR VEH EXC BUSES	2 376	4 420	1 970
				782 LORRIES, SPCL MTR VEH NES	4 422	6 258	2 698
				783 ROAD MOTOR VEHICLES NES	2 546	3 627	1 674
				784 MOTOR VEHCL PTS, ACC NES	2 236	6 308	2 910
				786 VEH NES NONMOTR, TRAILERS	91	83	37
				791 RAILWAY VEHICLES	9 942	18 388	8 723
				821 FURNITURE	21	141	60

## 7 IMPORTS AND EXPORTS (SPECIAL TRADE) BY COUNTRIES OF PRODUCTION AND CONSUMPTION AND BY GROUPS OF THE SITC-REV. II 1981

GROUP DESCRIPTION	DT = 100 KG	1 000 DM	1 000 \$	GROUP DESCRIPTION	DT = 100 KG	1 000 DM	1 000 \$
847 TXTL CLTHNG ACCESRY NES	33	123	54	716 ROTATING ELECTRIC PLANT	147	307	134
851 FOOTWEAR	47	195	83	721 AGRIC MACHY, EXC TRACTORS	364	494	215
872 MEDICAL INSTRUMENTS NES	68	774	348	722 TRACTORS NON-ROAD	4 037	3 712	1 583
873 METERS & COUNTERS NES	9	72	34	723 CIVIL ENGINEERNG EQUIP ETC	1 666	2 681	1 192
874 MEASURNG, CONTROLLING INSTR	88	1 779	762	724 TEXTILE, LEATHER MACHNRY	3 916	9 989	4 489
881 PHOTO APPAR & EQUIPT NES	10	130	53	725 PAPER ETC MILL MACHINERY	337	2 103	941
882 PHOTO, CINEMA SUPPLIES	177	690	308	726 PRINTG, BKBINDG MACHY, PTS	748	3 218	1 402
884 OPTICAL GOODS NES	5	215	96	727 FOOD MACHRY NON-DOMESTIC	623	3 714	1 595
885 WATCHES AND CLOCKS	3	115	47	728 OTH MACHY FOR SPCL INDUS	1 017	3 892	1 737
892 PRINTED MATTER	2 110	1 436	655	736 MACHINE TOOLS FOR METAL	427	1 910	845
893 ARTICLES OF PLASTIC NES	400	1 009	442	737 METALWORKING MACHNRY NES	7 957	2 566	1 134
895 OFFICE SUPPLIES NES	146	566	251	741 HEATING, COOLING EQUIPMNT	1 615	2 614	1 160
899 OTHER MANUFACTURED GOODS	55	221	97	742 PUMPS FOR LIQUIDS ETC	89	589	257
971 GOLD, NON MONETARY NES		168	70	743 PUMPS NES, CENTRIFUGES ETC	648	2 533	1 052
				744 MECHANICAL HANDLING EQU	299	884	389
ZIMBABWE				745 NONELEC MACHY, TOOLS NES	1 003	3 812	1 726
IMPORTS	780 005	219 144	96 105	749 NONELEC MACH PTS, ACC NES	192	1 522	664
054 VEG ETC FRSH, SPLY PRSVD	293	118	54	751 OFFICE MACHINES	108	665	292
057 FRUIT, NUTS, FRESH, DRIED	4 594	563	240	752 AUTOMATIC DATA PROC EQUIP	17	385	175
071 COFFEE AND SUBSTITUTES	2 077	1 710	783	763 SOUND RECORDRS, PHONOGRPH	7	97	43
074 TEA AND MATE	301	208	92	764 TELECOM EQPT, PTS, ACC NES	205	3 334	1 477
121 TOBACCO UNMNFCTRD, REFUSE	53 129	31 361	13 920	772 SWITCHGEAR ETC & PTS NES	344	2 054	892
263 COTTON	117 168	56 446	25 724	773 ELECTR DISTRIBUTING MACH	168	235	108
278 OTHER CRUDE MINERALS	135 325	13 116	5 676	774 ELECTRO-MEDCL, XRAY EQUIP	9	191	81
287 BASE METAL ORES, CONC NES	259	1 018	466	775 HOUSEHOLD TYPE EQUIP NES	960	804	353
291 CRUDE ANIMAL MTRIALS NES	11	96	44	776 TRANSISTORS, VALVES, ETC		240	110
651 TEXTILE YARN AND THREAD	1 238	985	482	778 ELECTRICAL MACHINERY NES	641	2 418	1 060
667 PEARL, FRECC-, SEMI-P STONE	1	573	249	781 PASS MOTOR VEH EXC BUSES	2 604	5 969	2 624
671 PIG IRON ETC	437 869	75 752	32 025	782 LORRIES, SPCL MTR VEH NES	615	722	296
682 COPPER EXC CEMENT COPPER				783 ROAD MOTOR VEHICLES NES	1 835	2 418	1 040
683 NICKEL	20 362	28 649	12 653	784 MOTOR VEHCL PTS, ACC NES	3 102	6 988	3 112
687 TIN	1 181	3 708	1 611	785 MOTOR & OTHER CYCLES ETC	296	152	67
792 AIRCRAFT	24	1 689	716	786 VEH NES NONMOTR, TRAILERS	134	101	45
845 OUTERWEAR KNIT NONELASTC	35	234	112	791 RAILWAY VEHICLES	3 215	821	395
EXPORTS	316 278	186 733	82 343	792 AIRCRAFT	1 249	13 748	6 005
022 MILK AND CREAM	5 750	1 386	639	812 PLUMBNG, HEATNG, LGHTNG EQU	10	70	31
054 VEG ETC FRSH, SPLY PRSVD	487	778	351	821 FURNITURE	95	196	85
081 FEEDING STUFF FOR ANIMALS	646	102	46	871 OPTICAL INSTRUMENTS	4	82	36
233 RUBBER, SYNTHETIC, RECLAIMD	2 432	774	334	872 MEDICAL INSTRUMENTS NES	160	704	309
266 SYNTHETIC FIBRE TO SPIN	417	205	91	873 METERS & COUNTERS NES	31	348	154
267 OTHER MAN-MADE FIBRES	2 539	1 187	524	874 MEASURNG, CONTROLLING INSTR	111	2 220	972
278 OTHER CRUDE MINERALS	21 567	537	225	881 PHOTO APPAR & EQUIPT NES	28	526	230
291 CRUDE ANIMAL MTRIALS NES	49	148	64	882 PHOTO, CINEMA SUPPLIES	184	538	235
292 CRUDE VEG MATERIALS NES	92	513	231	884 OPTICAL GOODS NES	1	167	75
334 PETROLEUM PRODUCTS, REFIN	5 417	1 300	559	885 WATCHES AND CLOCKS	23	308	134
335 RESIDUAL PETRLM PROD NES	6 623	1 047	462	892 PRINTED MATTER	2 094	6 900	3 018
431 PROCESD ANML VEG OIL, ETC	351	73	34	893 ARTICLES OF PLASTIC NES	397	476	206
511 HYDROCARBONS NES, DERIVS	2 271	416	183	894 TOYS, SPORTING GOODS, ETC	239	433	187
512 ALCOHOLS, PHENOLS, ETC	503	139	58	895 OFFICE SUPPLIES NES	105	276	123
513 ORGANIC ACIDS, ETC	687	133	55	897 GOLD, SILVER WARE, JEWELRY		788	363
514 NITROGEN-FUNCTN COMPOUNDS	1 504	890	394	898 MUSICAL INSTRUMENTS, PTS	18	75	31
515 ORG-INORG COMPOUNDS ETC	171	392	176	899 OTHER MANUFACTURED GOODS	98	230	104
516 OTHER ORGANIC CHEMICALS	1 875	2 004	853	951 WAR FIREARMS, AMMUNITION	56	244	106
522 INORG ELEMNTS, OXIDES, ETC	6 420	1 146	503				
523 OTHR INORGANIC CHEMICALS	10 609	1 501	652	MALAWI			
531 SYNT DYE, NAT INDGO, LAKES	1 817	4 789	2 100	IMPORTS	78 002	42 249	18 713
532 DYES NES, TANNING PRODS	1 069	305	131	034 FISH FRESH, CHILLED, FROZN	13	326	149
533 PIGMENTS, PAINTS, ETC	533	347	155	071 COFFEE AND SUBSTITUTES	1 155	816	372
541 MEDICINAL ETC PRODUCTS	254	1 179	510	074 TEA AND MATE	1 408	955	408
551 ESSENTL OIL, PERFUME, ETC	14	73	30	121 TOBACCO UNMNFCTRD, REFUSE	72 582	39 245	17 377
554 SOAPS, CLEANING ETC PREPS	1 034	431	193	222 SEEDS FOR SOFT*FIXED OIL	2 449	396	176
562 FERTILIZERS MANUFACTURED	83 566	3 343	1 445	652 COTTON FABRICS, WOVEN	166	153	71
582 PROD OF CONDENSATION ETC	1 556	527	233	EXPORTS	106 403	25 547	11 419
583 PROD OF POLYMERIZING ETC	26 486	7 214	3 198	022 MILK AND CREAM	3 110	700	324
584 CELLULOSE DERIVATVS ETC	1 947	1 023	449	035 FISH SALTED, DRIED, SMOKED	174	80	36
591 PESTICIDES, DISINFECTANTS	2 982	1 906	827	046 WHEAT ETC MEAL OR FLOUR	53 567	2 941	1 286
598 MISC CHEMICAL PRODS NES	3 706	2 101	922	054 VEG ETC FRSH, SPLY PRSVD	74	99	40
612 LEATHER ETC MANUFACTURES	116	132	58	278 OTHER CRUDE MINERALS	9 723	116	50
621 MATERIALS OF RUBBER	381	264	113	292 CRUDE VEG MATERIALS NES	13	109	44
628 RUBBER ARTICLES NES	419	816	366	334 PETROLEUM PRODUCTS, REFIN	825	96	42
634 VENEERS, PLYWOOD, ETC	1 275	810	356	514 NITROGEN-FUNCTN COMPOUNDS	560	519	237
635 WOOD MANUFACTURES NES	45	74	31	522 INORG ELEMNTS, OXIDES, ETC	513	65	30
641 PAPER AND PAPERBOARD	4 857	2 323	1 040	523 OTHR INORGANIC CHEMICALS	5 653	308	140
642 ARTICLES OF PAPER ETC	587	545	239	531 SYNT DYE, NAT INDGO, LAKES	302	1 475	665
651 TEXTILE YARN AND THREAD	4 711	3 226	1 407	541 MEDICINAL ETC PRODUCTS	319	593	259
652 COTTON FABRICS, WOVEN	221	586	257	554 SOAPS, CLEANING ETC PREPS	158	149	66
653 WOVN MAN-MADE FIB FABRIC	3 098	5 197	2 272	562 FERTILIZERS MANUFACTURED	13 950	968	408
654 OTH WOVN TEXTILE FABRIC	239	671	303	582 PROD OF CONDENSATION ETC	1 084	370	164
655 KNIT ETC FABRICS	729	2 025	895	583 PROD OF POLYMERIZING ETC	9 768	2 186	967
657 SPECIAL TEXTILE ETC PROD	446	1 227	539	585 PLASTIC MATERIALS NES	140	80	33
662 CLAY, REFRACTORY BLDG PRD	1 927	437	195	598 MISC CHEMICAL PRODS NES	634	268	120
663 OTH NONPETAL MINERAL MFS	979	509	225	635 WOOD MANUFACTURES NES	59	80	35
664 GLASS	4 741	721	332	641 PAPER AND PAPERBOARD	385	140	63
665 GLASSWARE	207	353	159	642 ARTICLES OF PAPER ETC	64	95	41
672 IRON, STL PRIMARY FORMS	31 617	1 597	745	652 COTTON FABRICS, WOVEN	80	81	36
673 IRON AND STEEL SHAPES	1 454	249	114	653 WOVN MAN-MADE FIB FABRIC	144	147	67
674 IRN, STL UNIV, PLATE, SHEET	3 429	300	141	655 KNIT ETC FABRICS	68	112	49
682 COPPER EXC CEMENT COPPER	117	134	58	657 SPECIAL TEXTILE ETC PROD	277	198	87
683 NICKEL	60	134	58	679 IRN, STL CASTINGS UNWORKE	147	88	42
684 ALUMINIUM	1 295	686	312	684 ALUMINIUM	445	329	153
692 METAL TANKS, BOXES, ETC	46	86	39	695 TOOLS	176	195	82
693 WIRE PRODUCTS NON ELECTR	59	98	44	696 CUTLERY	37	76	36
694 STL, COPPR NAILS, NUTS, ETC	703	236	104	699 OTHER METAL MANUFACTURES	165	225	97
695 TOOLS	1 153	1 331	586	713 INTRNL COMBUS PISTN ENGN	12	105	45
696 CUTLERY	16	93	35	716 ROTATING ELECTRIC PLANT	44	125	54
697 BASE MTL HOUSEHOLD EQUIP	54	68	30	718 OTH POWER GENERATG MACHY	70	464	231
699 OTHER METAL MANUFACTURES	2 365	1 973	864	723 CIVIL ENGINEERNG EQUIP ETC	25	107	49
711 STEAM BOILERS & AUX PLNT	194	205	91	724 TEXTILE, LEATHER MACHNRY	46	259	119
712 STEAM ENGINES, TURBINES	2 415	15 965	7 133	727 FOOD MACHRY NON-DOMESTIC	15	99	43
713 INTRNL COMBUS PISTN ENGN	192	784	343	741 HEATING, COOLING EQUIPMNT	848	1 875	815
714 ENGINES & MOTORS NES	61	1 558	728	744 MECHANICAL HANDLING EQU	61	106	45

## 7 IMPORTS AND EXPORTS (SPECIAL TRADE) BY COUNTRIES OF PRODUCTION AND CONSUMPTION AND BY GROUPS OF THE SITC-REV. 11 1981

GROUP DESCRIPTION	DT = 100 KG	1 000 DM	1 000 \$	GROUP DESCRIPTION	DT = 100 KG	1 000 DM	1 000 \$
745 NONELEC MACHY,TOOLS NES	18	105	44	726 PRINTG,BKBNDRG MACHY,PTS	309	258	110
751 OFFICE MACHINES	22	102	43	727 FOOD MACHRY,NON-DOMESTIC	30	101	45
764 TELECOM EQFT,PTS,ACC NES	22	364	156	728 OTH MACHY FOR SPCL INDUS	3 446	1 638	706
773 ELECTRICAL MACHINERY NES	7	82	34	736 MACHINE TOOLS FOR METAL	37	123	54
781 PASS MOTOR VEH EXC BUSES	544	1 131	497	737 METALWORKING MACHNRY NES	36	156	71
782 LOPRIES,SPCL MTR VEH NES	432	520	216	742 PUMPS FOR LIQUIDS ETC	35	266	118
784 MOTOR VEHCL PTS,ACC NES	309	984	451	743 PUMPS NES,CENTRFUGES ETC	338	3 261	1 451
792 AIRCRAFT	38	3 775	1 783	745 NONELEC MACHY,TOOLS NES	1 361	358	157
874 MEASURNG,CONTROLNG INSTR	3	198	82	749 NONELEC MACH PTS,ACC NES	323	932	413
882 PHOTO,CINEMA SUPPLIES	67	122	53	751 OFFICE MACHINES	96	222	93
895 OFFICE SUPPLIES NES	26	93	44	752 AUTOMTIC DATA PROC EQUIP	7	256	112
899 OTHER MANUFACTURED GOODS	31	265	130	759 OFFICE & ADP MCH PTS,ACC	56	3 260	1 426
REP S AFRICA				764 TELECOM EQFT,PTS,ACC NES	1	380	161
IMPORTS				771 ELECTRIC POWER MACHY NES	159	167	74
011 MEAT FRESH,CHILLD,FROZEN	17 265	20 925	8 898	772 SWITCHGEAR ETC & PTS NES	123	968	423
014 MEAT PREPD,PRSVDD,NES ETC	224	137	66	774 ELECTRO-MEDCL,XRAY EQUIP	9	156	73
034 FISH FRESH,CHILLED,FROZN	7 770	3 624	1 567	784 MOTOR VEHCL PTS,ACC NES	3 649	2 437	1 076
035 FISH SALTED,DRIED,SMOKED	51	137	61	821 FURNITURE	4 009	1 919	825
036 SHELL FISH FRESH,FROZEN	73	217	97	831 TRAVEL GOODS,HANDBAGS	89	365	163
044 MAIZE UNMILLED	276 732	11 088	4 680	842 MENS OUTERWEAR NOT KNIT	94	2 400	1 130
045 CEREALS NES UNMILLED	3 413	286	131	843 WOMENS OUTERWEAR NONKNIT	474	7 817	3 538
054 VEG ETC FKSH,SMPLY PRSVDD	14 444	5 704	2 548	844 UNDERWEAR NOT KNIT	48	216	98
056 VEGETABLES ETC PRSVDD,PREPD	3 657	1 786	809	845 OUTERWEAR KNIT NONELASTC	236	2 072	930
057 FRUIT,NUTS,FRESH,DRIED	1 013 512	175 124	76 660	846 UNDERWEAR KNITTED	60	353	156
058 FRUIT PRESERVED,PREPARED	252 485	40 911	18 314	847 TYTL CLTHNG ACCESSRYS NES	100	361	159
062 SUGAR PREPS NON-COCOA	1 861	647	288	848 HEADGEAR,NONTXTL CLOTHNG	120	429	189
075 SPICES	627	210	100	851 FOOTWEAR	825	2 176	999
081 FEEDING STUFF FOR ANMLs	4 783 605	203 799	91 229	872 MEDICAL INSTRUMENTS NES	34	674	292
112 ALCOHOLIC BEVERAGES	7 082	2 948	1 326	874 MEASURNG,CONTROLNG INSTR	41	2 191	945
121 TOBACCO UNMNFCTRD,REFUSE	3 356	1 684	742	884 OPTICAL GOODS NES	15	98	42
211 HIDES,SKINS,UNDRESSED	9 710	10 288	4 589	892 PRINTED MATTER	31	87	39
212 FUR SKINS UNDRESSED	4 412	59 671	26 401	893 ARTICLES OF PLASTIC NES	72	102	40
222 SEEDS FOR"SOFT"FIXED OIL	279 492	51 574	22 956	894 TOYS,SPORTING GOODS,ETC	477	1 012	449
245 FUEL WOOD NES,CHARCOAL	56 844	4 531	1 988	896 WORKS OF ART ETC	16	318	137
248 WOOD SHAPED	15 112	743	345	897 GOLD,SILVER WARE,JEWELRY	14	252	111
251 PULP AND WASTE PAPER	5 191	723	317	898 MUSICAL INSTRUMENTS,PTS	2 541	2 866	1 282
263 COTTON	51 298	2 117	973	899 OTHER MANUFACTURED GOODS	168	813	368
267 OTHER MAN-MADE FIBRES	2 204	127	55	900 ANIMALS,PETS	23	112	45
268 WOOL(EXC TOPS),ANML HAIR	91 051	92 812	41 926	901 COIN NCNGOLD,NONCURRENT	7	461	211
271 FERTILIZERS,CRUDE	665 695	13 495	5 791	971 GOLD,NON MONETARY NES	82	284 281	125 398
273 STONE,SAND AND GRAVEL	377 343	13 060	5 770	972 GOLD COIN	185	573 188	253 452
277 NATURAL ABRASIVES NES		16 781	7 419	EXPORTS			
278 OTHER CRUDE MINERALS	660 866	34 534	15 794	001 LIVE ANIMALS	83	266	121
281 IRON ORF,CONCENTRATES	41 552 312	263 085	116 296	011 MEAT FRESH,CHILLD,FROZEN	13 891	2 994	1 367
287 BASE METAL ORES,CONC NES	6 908 979	174 243	76 960	014 MEAT PREPD,PRSVDD,NES ETC	262	131	54
288 NONFERR METAL SCRAP NES	1 064 813	88 032	38 592	022 MILK AND CREAM	5 618	1 575	683
289 PREC METAL ORE,WASTE NES	7	615	280	024 CHEESE AND CURD	821	490	216
291 CRUDE ANIMAL MTRIALS NES	1 262	2 018	884	034 FISH FRESH,CHILLED,FROZN	658	156	69
292 CRUDE VEG MATERIALS NES	39 026	25 455	11 294	037 FISH ETC PREPD PRSVDD NES	815	546	241
322 COAL,LIGNITE,PEAT	18 248 197	243 967	107 617	048 CEREAL ETC PREPARATIONS	26 325	3 056	1 348
334 PETROLEUM PRODUCTS,REFIN	2 271	341	153	054 VEG ETC FRSH,SMPLY PRSVDD	3 986	4 733	2 189
335 RESIDUAL PETRLM PROD NES	63 692	11 315	5 043	056 VEGETLES ETC PRSVDD,PREPD	2 525	1 303	564
411 ANIMAL OILS AND FATS	36 585	3 018	1 356	057 FRUIT,NUTS,FRESH,DRIED	696	741	330
423 FIXED VEG OILS,SOFT	13 577	3 153	1 322	058 FRUIT PRESERVED,PREPARED	1 504	574	244
424 FIXED VEG OIL NONSOFT	639	105	51	061 SUGAR AND HONEY	1 666	233	98
512 ALCOHOLS,PHENOLS,ETC	300	6 494	2 898	062 SUGAR PREPS NON-COCOA	323	223	101
515 ORG-INORG COMPOUNDS ETC	2 545	573	271	071 COFFEE AND SUBSTITUTES	758	576	253
516 OTHER ORGANIC CHEMICALS	1	913	402	072 COCOA	1 579	1 957	876
522 INORG ELEMENTS,OXIDES,ETC	71 536	11 462	5 041	073 CHOCOLATE AND PRODUCTS	1 414	1 404	612
523 OTHR INORGANIC CHEMICALS	15 509	7 114	3 114	075 SPICES	1 417	1 433	627
524 RADIOACTIVE ETC MATERIAL	8 832	170 453	75 711	081 FEEDING STUFF FOR ANMLs	924	543	248
532 DYES NES,TANNING PRODS	5 165	950	415	098 EDIBLE PRODUCTS,PREPS NES	9 677	3 696	1 704
541 MEDICINAL ETC PRODUCTS	8	323	140	112 ALCOHOLIC BEVERAGES	6 343	3 050	1 351
551 ESSENTL OIL,PERFUME,ETC	454	337	146	122 TOBACCO MFERS	127	318	143
562 FERTILIZERS MANUFACTURED	79 363	4 372	1 948	211 HIDES,SKINS,UNDRESSED	233	77	33
582 PROD OF CONDENSATION ETC	747	243	109	233 RUBBER,SYNTHETIC,RECLAIMD	89 444	28 172	12 305
583 PROD OF POLYMERIZING ETC	859	240	103	248 WOOD SHAPED	1 894	178	79
598 MISC CHEMICAL PRODS NES	30 412	2 428	1 072	251 FLLP AND WASTE PAPER	1 628	348	152
611 LEATHER	756	3 166	1 387	266 SYNTHETIC FIBRE TO SPIN	16 103	7 012	3 107
613 FUR SKINS TANNED,DRESSED	37	464	204	267 OTHER MAN-MADE FIBRES	9 374	4 823	2 181
625 RUBBER TYRES,TUBES	288	175	77	269 WASTE OF TEXTILE FABRICS	1 172	270	124
634 VENEERS,PLYWOOD,ETC	8 474	1 481	699	273 STONE,SAND AND GRAVEL	54 193	1 239	541
635 WOOD MANUFACTURES NES	6 273	2 265	997	274 SULPHUR ETC	3 640	898	400
641 PAPER AND PAPERBOARD	34 701	4 525	2 098	278 OTHR CRUDE MINERALS	44 435	3 168	1 407
642 ARTICLES OF PAPER ETC	98	149	64	287 BASE METAL ORES,CONC NES	2 897	675	295
651 TEXTILE YARN AND THREAD	17 779	22 374	9 870	288 NONFERR METAL SCRAP NES	19 490	1 508	659
654 OTH WOVEN TEXTILE FABRIC	455	432	191	291 CRUDE ANIMAL MTRIALS NES	3 242	3 924	1 717
656 LACE,RIBBONS,TULLE,ETC	36	135	57	292 CRUDE VEG MATERIALS NES	3 236	9 757	4 526
657 SPECIAL TEXTILE ETC PROD	298	6 867	3 044	334 PETROLEUM PRODUCTS,REFIN	64 042	12 993	5 765
659 FLOOR COVERINGS ETC	86	286	125	335 RESIDUAL PETRLM PROD NES	145 855	20 919	9 236
661 CEMENT ETC BUILDING PROD	1 239	147	62	411 ANIMAL OILS AND FATS	5 305	1 029	452
662 CLAY,REFRACTORY BLDC PRD	19 920	1 754	786	423 FIXED VEG OILS,SOFT	1 023	133	59
663 OTH NONMETAL MINERAL MFS	1 495	1 259	550	424 FIXED VEG OIL NONSOFT	1 228	370	163
667 PEARL,PREC-,SEMI-P STONE	875	7 006	3 108	431 PROCESD ANML VEG OIL,ETC	11 780	2 554	1 116
671 PIG IRON ETC	594 993	61 020	26 222	511 HYDROCARBONS NES,DERIVS	30 354	6 201	2 765
673 IRON AND STEEL SHAPES	196 757	13 526	6 105	512 ALCOHOLS,PHENOLS,ETC	50 177	12 141	5 322
674 IRN,STL UNIV,PLATE,SHEET	116 657	10 722	5 032	513 ORGANIC ACIDS,ETC	56 038	15 617	6 923
681 SILVER,PLATINUM,ETC	50	65 723	28 951	514 NITROGEN-FUNCTN COMPOUNDS	61 072	31 616	13 924
682 COPPER EXC CEMENT COPPER	551 791	226 397	100 342	515 ORG-INORG COMPOUNDS ETC	34 603	37 923	16 724
683 NICKEL	21 889	30 513	13 367	516 OTHR ORGANIC CHEMICALS	18 943	11 215	4 957
689 NON-FER BASE METALS NES	23 088	6 560	2 941	522 INORG ELEMENTS,OXIDES,ETC	565 127	34 353	15 158
692 METAL TANKS,BOXES,ETC	62	89	37	523 OTHR INORGANIC CHEMICALS	263 929	26 751	11 814
694 STL,COFFR NAILS,NUTS,ETC	139	146	61	524 RADIOACTIVE ETC MATERIAL	10	839	366
695 TOOLS	384	811	361	531 SYNT DYE,NAT INDGO,LAKES	20 379	46 929	20 706
697 BASE MTL HOUSEHOLD EQUIP	97	73	31	532 DYES NES,TANNING PRODS	6 714	1 561	686
699 OTHER METAL MANUFACTURES	1 442	630	275	533 PIGMENTS,PAINTS,ETC	26 018	13 403	5 868
713 INTRNL COMBUS FISTN ENGN	758	982	436	541 MEDICINAL ETC PRODUCTS	8 476	51 534	22 851
714 ENGINES & MOTORS NES	4	256	112	551 ESSENTL OIL,PERFUME,ETC	1 229	4 201	1 862
716 ROTATING ELECTRIC PLANT	64	254	121	553 PERFUMERY,COSMETICS,ETC	1 575	3 170	1 382
723 CIVIL ENGINEER EQUIP ETC	166	145	66	554 SOAPS,CLEANING ETC PREPS	50 936	18 095	7 937
724 TEXTILE,LEATHER MACHNRY	24	73	32	562 FERTILIZERS MANUFACTURED	767 771	19 490	8 502
725 PAPER ETC MILL MACHINERY	39	115	46	572 EXPLOSIVES,PYROTECH PROD	56	175	77
			582	PROD OF CONDENSATION ETC	117 139	63 880	28 173

## 7 IMPORTS AND EXPORTS (SPECIAL TRADE) BY COUNTRIES OF PRODUCTION AND CONSUMPTION AND BY GROUPS OF THE SITC-REV. II 1981

GROUP DESCRIPTION	DT = 100 KG	1 000 DM	1 000 \$	GROUP DESCRIPTION	DT = 100 KG	1 000 DM	1 000 \$
583 PROD OF POLYMERIZING ETC	324 392	100 960	44 188	801 INDUSTRIAL PLANT,CHAP 90	308	8 116	3 662
584 CELLULOSE DERIVATIVES ETC	9 521	6 895	3 076	812 PLUMBING,HEATING,LEHTNG EQU	5 811	8 159	3 604
585 PLASTIC MATERIALS NES	6 848	3 776	1 684	821 FURNITURE	7 595	9 297	4 059
591 PESTICIDES,DISINFECTANTS	21 424	25 983	11 394	831 TRAVEL GOODS,HANDBAGS	132	573	250
592 STARCH,INULIN,GLUTEN,ETC	3 946	2 423	1 062	842 MENS OUTERWEAR NOT KNIT	126	1 353	600
598 MISC CHEMICAL PRODS NES	208 605	80 088	35 512	843 WOMENS OUTERWEAR NONKNIT	175	3 461	1 540
611 LEATHER	5 017	2 671	1 186	845 OUTERWEAR KNIT NONELASTC	150	2 958	1 325
612 LEATHER ETC MANUFACTURES	854	2 366	1 052	846 UNDERWEAR KNITTED	33	406	174
613 FUR SKINS TANNED,DRESSED	39	1 968	871	847 TXLT CLTHNG ACCESRYS NES	95	518	225
621 MATERIALS OF RUBBER	7 449	6 761	2 962	848 HEADGEAR,NONTXTL CLOTHNG	143	1 651	728
625 RUBBER TYRES,TUPES	5 411	3 967	1 760	851 FOOTWEAR	964	3 620	1 624
628 RUBBER ARTICLES NES	7 498	16 591	7 350	871 OPTICAL INSTRUMENTS	243	5 558	2 446
633 CORK MANUFACTURES	340	1 278	554	872 MEDICAL INSTRUMENTS NES	1 655	13 557	6 000
634 VENEERS,PLYWOOD,ETC	4 272	2 855	1 238	873 METERS & COUNTERS NES	1 239	8 435	3 731
635 WOOD MANUFACTURES NES	2 765	1 866	819	874 MEASURING,CONTROLLNG INSTR	12 285	105 271	46 555
641 PAPER AND PAPERBOARD	142 446	37 530	16 495	881 PHOTO APPAR & EQUIPT NES	2 704	24 949	11 004
642 ARTICLES OF PAPER ETC	5 041	6 076	2 666	882 PHOTO,CINEMA SUPPLIES	11 493	34 160	15 335
651 TEXTILE YARN AND THREAD	101 046	78 358	34 685	883 DEVELOPED CINEMA FILM	2	70	31
652 COTTON FABRICS,WOVEN	1 830	6 973	3 047	884 OPTICAL GOODS NES	157	9 032	3 981
653 WOVN MAN-MADE FIB FABRIC	16 583	46 161	20 288	885 WATCHES AND CLOCKS	1 364	9 438	4 170
654 OTH WOVEN TEXTILE FABRIC	768	2 751	1 224	892 PRINTED MATTER	8 746	14 905	6 626
655 KNIT ETC FABRICS	2 906	7 681	3 401	893 ARTICLES OF PLASTIC NES	12 507	18 026	7 961
656 LACE,RIBBONS,TULLE,ETC	282	1 305	568	894 TOYS,SPORTING GOODS,ETC	6 571	7 952	3 491
657 SPECIAL TEXTILE ETC PROD	8 720	22 471	9 964	895 OFFICE SUPPLIES NES	2 758	9 348	4 140
658 TEXTILE ARTICLES NES	1 647	4 991	2 196	896 WORKS OF ART ETC	5	1 155	527
659 FLOOR COVERINGS ETC	2 228	2 334	1 023	897 GOLD,SILVER WARE,JEWELRY	63	16 006	7 044
661 CEMENT ETC BUILDING PROD	25 611	1 048	446	898 MUSICAL INSTRUMENTS,PTS	2 253	10 568	4 584
662 CLAY,REFRACTORY BLDG PRD	190 162	23 392	10 431	899 OTHER MANUFACTURED GOODS	3 903	8 157	3 586
663 OTH NONMETAL MINERAL MFS	39 213	18 643	8 232	941 ZOO ANIMALS,PETS	19	1 085	490
664 GLASS	46 822	13 031	5 764	951 WAR FIREARMS,AMMUNITION	353	969	433
665 GLASSWARE	11 799	8 304	3 653	971 GOLD,NON MONETARY NES		108	42
666 POTTERY	1 052	1 630	702	972 GOLD COIN	1 072	463	
667 PEARL,PREC-,SEMI-P STONE	3	1 729	764				
671 PIG IRON ETC	10 543	2 539	1 122	BOTSWANA			
672 IRON,STL PRIMARY FORMS	2 976	473	217				
673 IRON AND STEEL SHAPES	51 694	11 213	4 955	IMPORTS	2 679	1 280	550
674 IRN,STL UNIV,PLATE,SHEET	164 692	32 473	14 273				
675 IRON,STEEL HOOP,STRIP	31 216	7 191	3 195	014 MEAT PREPD,PRSTD,NES ETC	290	631	270
676 RAILWAY RAILS ETC IRN,STL	307	163	77	222 SEEDS FOR*SOFT*FIXED OIL	2 171	434	182
677 IRN,STL WIRE EXCL W ROD	14 095	5 303	2 334				
678 IRON,STL TUBES,FIPES,ETC	169 155	57 852	25 629	EXPORTS	8 416	5 914	2 628
679 IRN,STL CASTINGS UNWORKE	1 305	1 050	469				
681 SILVER,PLATINUM,ETC	210	3 334	1 496	598 MISC CHEMICAL PRODS NES	189	190	83
682 COPPER EXC CEMENT COPPER	65 733	39 543	17 422	651 TEXTILE YARN AND THREAD	2 632	1 536	726
683 NICKEL	947	2 307	1 011	655 KNIT ETC FABRICS	384	416	186
684 ALUMINIUM	81 906	40 155	17 538	657 SPECIAL TEXTILE ETC PROD	15	131	58
685 LEAD	554	433	196	695 TOOLS	251	343	147
686 ZINC	481	145	64	736 MACHINE TOOLS FOR METAL	63	144	62
687 TIN	146	490	211	781 PASS MOTOR VEH EXC BUSES	138	317	141
689 NON-FER BASE METALS NES	15	257	112	782 LORRIES,SPCL MTR VEH NES	3 349	1 134	490
691 STRUCTURES AND PARTS NES	16 350	18 396	8 132	784 MOTOR VEHCL PTS,ACC NES	257	149	65
692 METAL TANKS,POXES,ETC	2 483	1 667	728	786 VEH NES NONMOTR,TRAILERS	372	152	56
693 WIRE PRODUCTS NON ELECTR	4 545	3 243	1 427	874 MEASURING,CONTROLLNG INSTR	10	80	35
694 STL,COPPR NAILS,NUTS,ETC	14 442	11 470	5 099	892 PRINTED MATTER	133	125	54
695 TOOLS	18 008	48 226	21 224				
696 CUTLERY	2 400	10 792	4 745	SWAZILAND			
697 BASE MTL HOUSEHOLD EQUIP	2 266	3 913	1 727				
699 OTHER METAL MANUFACTURES	29 384	39 913	17 680	IMPORTS	90 809	15 113	6 616
700 INDUSTRIAL PLANT,CHAP 84	12 361	13 867	6 065				
703 INDUSTRIAL PLANT,CHAP 85	939	15 226	6 798	011 MEAT FRESH,CHILLD,FROZEN	497	353	174
711 STEAM BOILERS & AUX PLNT	25 639	53 408	23 990	057 FRUIT,NUTS,FRESH,DRIED	34 635	3 632	1 524
712 STEAM ENGINES,TURBINES	13 718	80 435	35 680	058 FRUIT PRESERVED,PREPARED	50 910	9 689	4 274
713 INTRNL COMBUS PISTN ENGN	193 806	351 211	155 239	245 FUEL WOOD NES,CHARCOAL	1 581	105	50
714 ENGINES & MOTORS NES	49	4 078	1 828	821 FURNITURE	2 832	1 072	484
716 ROTATING ELECTRIC PLANT	22 953	42 169	18 620				
718 OTH POWER GENERATG MACHY	576	2 374	1 030	EXPORTS	5 700	5 179	2 316
721 AGRIC MACHY,EXC TRACTORS	65 354	62 077	27 452				
722 TRACTORS NON-ROAD	104 647	39 148	39 108	011 MEAT FRESH,CHILLD,FROZEN	297	71	30
723 CIVIL ENGINEERNG EQUIP ETC	66 253	76 072	33 740	022 MILK AND CREAM	2 330	506	240
724 TEXTILE,LEATHER MACHNRY	44 984	124 019	54 646	663 OTH NONMETAL MINERAL MFS	1 672	1 152	497
725 PAPER ETC MILL MACHINERY	18 520	44 830	20 122	728 OTH MACHY FOR SPCL INDUS	424	1 294	583
726 PRINTG,BKBDNG MACHY,PTS	16 824	59 119	26 255	736 MACHINE TOOLS FOR METAL	38	177	83
727 FOOD MACHRY NON-DOMESTIC	9 649	27 777	12 181	742 PUMPS FOR LIQUIDS ETC	52	165	79
728 OTH MACHY FOR SPCL INDUS	128 059	215 278	94 851	749 NONELEC MACH PTS,ACC NES	125	514	220
736 MACHINE TOOLS FOR METAL	87 135	209 854	92 523	764 TELECOM EQPT,PTS,ACC NES	45	359	174
737 METALWORKING MACHNRY NES	28 714	41 505	18 285	772 SWITCHGEAR ETC & PTS NES	9	71	31
741 HEATING,COOLING EQUIPMNT	51 078	98 062	43 780	781 PASS MOTOR VEH EXC BUSES	54	124	52
742 PUMPS FOR LIQUIDS ETC	9 160	37 978	16 765	874 MEASURING,CONTROLLNG INSTR	19	239	106
743 PUMPS NES,CENTRFUGES ETC	29 339	79 553	35 411				
744 MECHANICAL HANDLING EQU	48 181	66 923	29 465	LESOTHO			
745 NONELEC MACHY,TOOLS NES	21 604	70 877	31 005				
749 NONELEC MACH PTS,ACC NES	52 365	149 380	66 348	IMPORTS	5 341	8 232	3 680
751 OFFICE MACHINES	4 011	21 987	9 744				
752 AUTOMATIC DATA PROC EQUIP	3 397	59 074	26 209	056 VEGTBLES ETC PRSTD,PREPD	571	393	176
759 OFFICE & ADP MCH PTS,ACC	640	16 609	7 286	651 TEXTILE YARN AND THREAD	17	104	50
761 TELEVISION RECEIVERS	481	2 248	963	658 TEXTILE ARTICLES NES	344	504	218
762 RADIO BROADCAST RECEIVRS	134	3 162	1 388	821 FURNITURE	233	98	44
763 SOUND RECORDRS,PHONOGRPH	279	3 820	1 704	899 OTHER MANUFACTURED GOODS	4 156	6 910	3 091
764 TELECOM EQPT,PTS,ACC NES	8 206	166 769	73 970				
771 ELECTRIC POWER MACHY NES	10 337	24 507	10 812	EXPORTS	13 103	12 268	5 454
772 SWITCHGEAR ETC & PTS NES	21 776	110 782	49 047				
773 ELECTR DISTRIBUTING MACH	22 431	25 586	11 350	022 MILK AND CREAM	1 450	343	155
774 ELECTRO-MEDCL,XRAY EQUIP	1 592	23 044	9 976	023 BUTTER	1 569	1 238	561
775 HOUSEHOLD TYPE EQUIP NES	36 126	42 011	18 636	037 FISH ETC PREPD PRSTD NES	1 400	535	239
776 TRANSISTORS,VALVES,ETC	1 867	21 764	9 507	048 CEREAL ETC PREPARATIONS	3 040	489	217
778 ELECTRICAL MACHINERY NES	25 828	69 974	39 739	653 WOVN MAN-MADE FIB FABRIC	42	120	56
781 PASS MOTOR VEH EXC BUSES	57 791	109 451	47 673	727 FOOD MACHRY NON-DOMESTIC	249	280	115
782 LORRIES,SPCL MTR VEH NES	291 552	373 811	165 160	728 OTH MACHY FOR SPCL INDUS	60	208	94
783 ROAD MOTOR VEHICLES NES	90 608	123 064	54 525	743 PUMPS NES,CENTRFUGES ETC	163	669	324
784 MOTOR VEHCL PTS,ACC NES	622 340	1 072 959	476 952	772 SWITCHGEAR ETC & PTS NES	7	133	58
785 MOTOR & OTHER CYCLES ETC	3 519	7 619	3 422	781 PASS MOTOR VEH EXC BUSES	73	145	64
786 VEH NES NONMOTR,TRAILERS	11 776	6 296	2 783	792 AIRCRAFT	43	3 021	1 287
791 RAILWAY VEHICLES	17 176	25 904	11 358	874 MEASURING,CONTROLLNG INSTR	50	141	63
792 AIRCRAFT	142	6 088	2 588	899 OTHER MANUFACTURED GOODS	4 667	4 353	1 958
793 SHIPS AND BOATS	9 530	33 331	14 141				

7 IMPCRTS AND EXPORTS (SPECIAL TRADE) BY COUNTRIES OF PRODUCTION AND CONSUMPTION AND BY GROUPS OF THE SITC-REV. II 1981

GROUP DESCRIPTION	DT = 100 KG	1 000 DM	1 000 \$	GROUP DESCRIPTION	DT = 100 KG	1 000 DM	1 000 \$
USA				635 WOOD MANUFACTURES NES	9 881	6 588	2 940
IMPORTS	163 557 937	28 387 543	12 605 540	641 PAPER AND PAPERBOARD	2 166 998	284 324	125 716
001 LIVE ANIMALS	450	4 240	1 930	642 ARTICLES OF PAPER ETC	102 988	67 624	30 311
011 MEAT FRESH, CHILLED, FROZEN	62 383	21 742	9 643	651 TEXTILE YARN AND THREAD	95 869	81 014	35 914
014 MEAT PREP'D, PRSVD, NES ETC	79 587	26 602	11 811	652 COTTON FABRICS, WOVEN	19 154	26 089	11 644
024 CHEESE AND CURD	880	3 777	1 653	653 WOVN MAN-MADE FIB FABRIC	13 341	36 290	16 171
025 EGGS, BIRDS, FRESH, PRSVD	15 844	3 692	1 631	654 OTH WOVEN TEXTILE FABRIC	3 531	7 909	3 503
034 FISH FRESH, CHILLED, FROZN	70 323	24 941	11 174	655 KNIT ETC FABRICS	1 765	5 295	2 309
035 FISH SALTED, DRIED, SMOKED	1 619	964	466	656 LACE, RIBBONS, TULLE, ETC	1 246	5 508	2 443
036 SHELL FISH FRESH, FROZEN	6 731	3 633	1 612	657 SPECIAL TEXTILE ETC PROD	53 946	77 799	34 414
037 FISH ETC PREP'D PRSVD NES	1 687	2 488	1 119	658 TEXTILE ARTICLES NES	5 563	21 348	9 474
041 WHEAT ETC UNMILLED	2 444 600	113 654	49 686	659 FLOOR COVERINGS ETC	5 100	5 981	2 487
042 RICE	617 256	74 159	33 450	661 CEMENT ETC BUILDING PROD	20 784	2 965	1 320
043 BARLEY UNMILLED	332 571	11 135	4 862	662 CLAY, REFRACTORY BLDG PRD	19 591	5 007	2 466
044 MAIZE UNMILLED	17 109 058	606 885	266 091	663 OTH NONMETAL MINERAL MFS	31 704	73 517	32 555
045 CEREALS NES UNMILLED	293 486	14 463	6 533	664 GLASS	125 282	86 774	38 381
046 WHEAT ETC MEAL OR FLOUR	1 998	244	108 667	665 GLASSWARE	28 562	24 550	10 890
047 OTHER CERFAL MEALS, FLOUR	8 481	1 206	535 671	666 POTTERY	700	3 135	1 383
048 CERFAL ETC PREPARATIONS	6 724	3 181	1 467 672	667 PEARL, PREC-, SEMI-P STONE	1 325	41 457	18 460
054 VEG ETC FRSH, SPLY PRSVD	128 368	31 671	14 529	671 FIG IRON ETC	35 243	16 577	7 314
056 VEGETABLES ETC PRSVD, PREP'D	54 102	19 022	8 443	672 IRON, STL PRIMARY FORMS	916	420	190
057 FRUIT, NUTS, FRESH, DRIED	820 145	394 816	176 271	673 IRON AND STEEL SHAPES	9 707	8 865	3 054
058 FRUIT PRESERVED, PREPARED	343 040	78 938	35 026	674 IRN, STL UNIV, FLATE, SHEET	34 908	11 411	5 282
061 SUGAR AND HONEY	293 742	10 604	4 525	675 IRON, STEEL HOOP, STRIP	9 344	8 238	3 701
062 SUGAR PREPS NON-COCCA	5 927	4 325	1 934	677 IRN, STL WIRE EXCL W ROD	4 186	3 858	1 728
071 COFFEE AND SUBSTITUTES	342	350	149 681	678 IRON, STL TUBES, PIPES, ETC	15 234	29 741	13 126
073 CHOCOLATE AND PRODUCTS	1 011	366	166 682	679 IRN, STL CASTINGS UNWORKE	611	328	151
075 SPICES	1 168	1 134	508 683	681 SILVER, PLATINUM, ETC	546	113 334	50 601
081 FEEDING STUFF FOR ANIMLS	28 070 239	1 386 212	618 692	682 COPPER EXC CEMENT COPPER	57 535	56 335	25 171
098 EDIBLE PRODUCTS, PREPS NES	62 994	21 128	9 405	683 NICKEL	69 878	129 021	57 190
111 NON-ALCOHOL BEVERAGES NES	1 153	567	243 684	684 ALUMINIUM	99 021	53 864	24 302
112 ALCOHOLIC BEVERAGES	76 239	29 114	13 024	685 LEAD	115 364	36 512	15 161
121 TOBACCO UNMNFCTD, REFUSE	375 667	383 842	168 704	686 ZINC	80	109	45
122 TOBACCO MFNS	32 455	13 976	6 165	687 TIN	457	1 450	638
211 HIDES, SKINS, UNDRESSED	4 290	2 204	963 691	688 URANIUM, THORIUM, ALLOYS	1	139	59
212 FUR SKINS UNDRESSED	7 273	179 074	82 917	689 NON-FER BASE METALS NES	60 230	70 794	31 493
222 SEEDS FOR SORT/FIXED OIL	33 659 136	2 274 181	1 013 827	691 STRUCTURES AND PARTS NES	13 732	11 468	5 019
223 SEEDS FOR OTH FIXED OILS	4 987	741	332 692	692 METAL TANKS, BOXES, ETC	2 905	3 018	1 324
232 NATURAL RUBBER, GUMS	858	170	75 693	693 WIRE PRODUCTS NON ELECTR	2 841	6 334	2 821
233 RUBBER, SYNTHETIC, RECLAIM'D	241 023	108 004	47 762	694 STL, COPPR NAILS, NUTS, ETC	19 068	59 160	25 979
245 FUEL WOOD NES, CHARCOAL	33 760	3 702	1 659	695 TOOLS	20 270	116 165	51 511
246 PULPMOOD, CHIPS, WOODWASTE	1 485	146	65 699	696 CUTLERY	2 787	10 975	4 994
247 OTH WOOD LOUGH, SQUARED	947 533	114 217	51 593	697 BASE MTL HOUSEHOLD EQUIP	12 425	16 490	7 366
248 WOOD SHAFED	1 299 964	201 876	89 176	699 OTHER METAL MANUFACTURES	57 046	151 485	67 121
251 PULP AND WASTE PAPER	4 433 447	576 258	253 822	711 STEAM BOILERS & AUX PLNT	111	635	278
261 SILK	585	506	222 712	712 STEAM ENGINES, TURBINES	233	3 024	1 340
263 COTTON	363 872	80 736	37 072	713 INTRNL COMBUS PISTN ENGN	59 332	134 221	59 669
266 SYNTHETIC FIBRE TO SPIN	22 657	16 009	7 071	714 ENGINES & MOTORS NES	9 389	368 009	163 841
267 OTHER MAN-MADE FIBRES	41 899	15 734	6 811	716 ROTATING ELECTRIC PLANT	41 806	165 068	72 322
268 WOOL(EXC TOPS), ANML HAIR	5 499	3 895	1 749	718 OTH POWER GENERATEG MACHY	4 230	34 102	15 444
269 WASTE OF TEXTILE FABRICS	9 247	1 839	828 721	721 AGRIC MACHY, EXC TRACTORS	41 837	53 833	24 142
271 FERTILIZERS, CRUDE	10 829 246	134 626	60 970	722 TRACTORS NON-ROAD	1 174	883	399
273 STONE, SAND AND GRAVEL	19 009	1 917	860 723	723 CIVIL ENGINEERG EQUIP ETC	137 436	169 653	74 483
274 SULPHUR ETC	824 457	29 330	12 910	724 TEXTILE, LEATHER MACHNRY	17 839	65 375	28 978
277 NATURAL ABRASIVES NES	9 238	31 297	13 918	725 PAPER ETC MILL MACHINERY	10 369	37 251	16 684
278 OTHER CRUDE MINERALS	3 857 489	181 666	80 174	726 PRINTG, BKGNDG MACHY, PTS	11 772	77 008	34 275
282 IRON AND STEEL SCRAP	120 566	6 826	3 015	727 FOOD MACHRY NON-DOMESTIC	1 777	7 877	3 469
287 BASE METAL ORES, CONC NES	235 105	130 595	58 154	728 OTH MACHY FOR SPCL INDUS	42 572	235 034	104 105
288 NONFERAL METAL SCRAP NES	371 041	114 735	50 998	736 MACHINE TOOLS FOR METAL	36 296	107 481	47 680
289 PREC METAL ORE, WASTE NES	1 349	36 355	16 154	737 METALWORKING MACHNRY NES	12 346	31 286	13 734
291 CRUDE ANIMAL MTRIALS NES	15 741	22 938	10 127	741 HEATING, COOLING EQUIPMNT	61 824	191 816	84 517
292 CRUDE VEG MATERIALS NES	72 303	55 641	24 957	742 PUMPS NES, CENTRIFUGES ETC	37 672	106 056	46 762
322 COAL, LIGNITE, PEAT	29 440 705	471 986	209 197	743 PUMPS NES, CENTRIFUGES ETC	72 364	210 909	93 409
323 BRIQUETS, COKE, SEMI-COKE	1 022 566	15 807	6 951	744 MECHANICAL HANDLING EQV	76 170	90 180	39 797
334 PETROLEUM PRODUCTS, REFIN	892 158	128 476	57 142	745 NONELEC MACHY, TOOLS NES	28 862	154 035	68 403
335 RESIDUAL PETPLM PROD NES	9 965 482	267 026	118 184	746 ELECTRO MACH PTS, ACC NES	80 873	319 153	140 982
411 ANIMAL OILS AND FATS	669 330	72 185	31 479	751 OFFICE MACHINES	14 012	134 840	60 030
423 FIXED VEG OILS, SOFT	76 208	12 547	5 525	752 AUTOMATIC DATA PRCC EQUIP	84 739	1 720 018	762 241
424 FIXED VEG OIL NONSOFT	67 170	12 087	5 362	755 OFFICE & ADP MCH PTS, ACC	37 832	940 184	414 594
431 PROCESD ANML VEG OIL, ETC	101 331	11 854	5 234	763 TELEVISION RECEIVERS	182	2 299	998
511 HYDROCARBONS NES, DERIVS	898 806	136 380	60 921	764 RADIO BROADCAST RECEIVRS	242	4 045	1 748
512 ALCOHOLS, PHENOLS, ETC	592 043	69 950	31 084	765 SOUND RECORDRS, PHONOGRPH	2 939	21 567	9 700
513 ORGANIC ACIDS, ETC	166 841	43 142	19 185	766 TELECOM EQPT, PTS, ACC NES	29 414	414 098	182 103
514 NITROGEN-FUNCTN COMPOUNDS	120 985	81 530	35 980	771 ELECTRIC POWER MACHY NES	10 527	96 525	42 589
515 ORG-INORG COMPOUNDS ETC	69 995	120 001	53 089	772 SWITCHGEAR ETC & PTS NES	25 796	444 935	196 527
516 OTHER ORGANIC CHEMICALS	104 001	55 609	24 545	773 ELECTR DISTRIBUTING MACH	12 932	74 160	32 706
522 INORG ELEMTS, OXIDES, ETC	356 598	62 333	27 393	774 ELECTRO-MEDCL, XRAY EQUIP	5 185	153 428	67 871
523 OTHR INORGANIC CHEMICALS	301 841	84 359	37 364	775 HOUSEHLD TYPE EQUIP NES	14 730	38 229	16 733
524 RADIOACTIVE ETC MATERIAL	10 896	922 073	413 497	776 TRANSISTORS, VALVES, ETC	48 524	725 279	322 253
531 SYNT DYE, NAT INDGO, LAKES	9 685	19 359	8 540	778 ELECTRICAL MACHINERY NES	91 625	521 929	231 887
532 DYES NES, TANNING PRODS	432	663	295 783	781 PASS MOTOR VEH EXC BUSES	44 016	52 847	23 967
533 PIGMENTS, PAINTS, ETC	41 648	54 120	24 019	782 LORRIES, SPCL MTR VEH NES	44 253	57 110	25 212
541 MEDICINAL ETC PRODUCTS	14 471	298 089	132 210	783 ROAD MOTOR VEHICLES NES	426	615	271
551 ESSENTL OIL, PERFUME, ETC	11 121	21 145	9 438	784 MOTOR VEHCL PTS, ACC NES	124 884	213 349	93 419
553 PERFUMERY, COSMETICS, ETC	23 429	23 120	10 335	785 MOTOR & OTHER CYCLES ETC	5 524	14 697	6 593
554 SOAPS, CLEANING ETC PREPS	101 480	46 764	20 683	786 VEH NES NONMOTR, TRAILERS	69 148	10 553	4 655
562 FERTILIZERS MANUFACTURED	1 536 972	71 917	32 148	791 RAILWAY VEHICLES	20 857	46 736	20 960
562 EXPLOSIVES, PYROTECH PROD	140	1 690	761 812	792 AIRCRAFT	53 275	2 491 969	1 110 013
562 PROD OF CONDENSATION ETC	169 508	149 181	66 192	793 SHIPS AND BOATS	203 879	18 829	8 384
583 PROD OF POLYMERIZING ETC	444 779	250 428	111 138	821 PLUMBS, HEATING, LGHTNG EQV	3 575	9 998	4 455
584 CELLULOSE DERIVATIVES ETC	30 907	34 229	15 103	822 FURNITURE	21 381	42 008	18 545
585 PLASTIC MATERIALS NES	10 830	7 807	3 435	831 TRAVEL GOODS, HANDBAGS	1 707	6 367	2 794
591 PESTICIDES, DISINFECTANTS	26 683	39 624	17 565	842 MENS OUTERWEAR NOT KNIT	3 111	9 659	4 339
592 STARCH, INULIN, GLUTEN, ETC	22 934	20 545	9 099	843 WOMENS OUTERWEAR NONKNIT	1 139	9 859	4 396
598 MISG CHEMICAL PRODS NES	587 660	256 233	113 536	844 UNDERWEAR NOT KNIT	1 938	6 680	2 962
611 LEATHER	4 900	19 897	8 965	845 OUTERWEAR KNIT NONELASTC	13 215	45 012	19 989
612 LEATHER ETC MANUFACTURES	359	3 043	1 254	846 UNDERWEAR KNITTED	5 093	29 473	13 057
613 FUR SKINS TANNED, DRESSED	323	12 092	5 419	847 TYTL CLTHNG ACCESSRYS NES	11 303	37 336	16 552
621 MATERIALS OF RUBBER	18 655	23 093	10 236	848 HEADGEAR, NONTYTL CLOTHNG	8 506	38 353	16 871
625 RUBBER TYPES, TUBES	30 155	24 109	10 608	851 FOOTWEAR	2 326	10 227	4 545
628 RUBBER ARTICLES NES	14 312	62 002	27 374	871 OPTICAL INSTRUMENTS	1 265	45 654	20 204
633 CORK MANUFACTURES	110	225	96 874	872 MEDICAL INSTRUMENTS NES	11 626	149 586	66 268
634 VENEERS, PLYWOOD, ETC	627 271	171 704	76 076	873 METERS & COUNTERS NES	1 637	11 237	4 970
				881 MEASURING, CONTROLLING INSTR	31 281	914 490	403 792
					22 380	156 235	69 278

## 7 IMPORTS AND EXPORTS (SPECIAL TRADE) BY COUNTRIES OF PRODUCTION AND CONSUMPTION AND BY GROUPS OF THE SITC-REV. II 1981

GROUP DESCRIPTION	DT = 100 KG	1 000 DM	1 000 \$	GROUP DESCRIPTION	DT = 100 KG	1 000 DM	1 000 \$
882 PHOTO, CINEMA SUPPLIES	100 635	369 363	164 285	634 VENEERS, PLYWOOD, ETC	8 597	7 521	3 320
883 DEVELOPED CINEMA FILM	535	9 164	4 111	635 WOOD MANUFACTURES NES	8 320	7 550	3 335
884 OPTICAL GOODS NES	1 381	53 117	23 395	641 PAPER AND PAPERBOARD	159 619	36 688	16 414
885 WATCHES AND CLOCKS	1 438	8 398	3 683	642 ARTICLES OF PAPER ETC	85 390	39 478	17 370
892 PRINTED MATTER	56 209	88 330	39 149	651 TEXTILE YARN AND THREAD	55 632	76 805	34 014
893 ARTICLES OF PLASTIC NES	49 061	100 763	44 585	652 COTTON FABRICS, WOVEN	4 383	14 807	6 548
894 TOYS, SPORTING GOODS, ETC	64 823	167 130	74 995	653 WOVN MAN-MADE FIB FABRIC	15 300	54 140	23 816
895 OFFICE SUPPLIES NES	9 679	52 054	22 936	654 OTH WOVEN TEXTILE FABRIC	3 510	11 856	5 242
896 WORKS OF ART ETC	1 634	77 302	34 477	655 KNIT ETC FABRICS	3 302	9 262	4 113
897 GOLD, SILVER WARE, JEWELRY	553	32 017	14 194	656 LACE, RIBBONS, TULLE, ETC	1 051	4 632	2 043
898 MUSICAL INSTRUMENTS, PTS	40 053	225 045	99 713	657 SPECIAL TEXTILE ETC PROD	31 942	51 240	22 579
899 OTHER MANUFACTURED GOODS	7 572	93 853	41 716	658 TEXTILE ARTICLES NES	4 222	12 062	5 273
941 ZOO ANIMALS, PETS	243	1 748	773	659 FLOOR COVERINGS ETC	6 866	15 219	6 337
951 WAR FIREARMS, AMMUNITION	3 250	11 304	5 036	661 CEMENT ETC BUILDING PROD	51 477	5 404	2 358
961 COIN NONGOLD, NONCURRENT	52	5 113	2 314	662 CLAY, REFRACTORY BLDG PRD	260 478	29 642	13 005
971 GOLD, NON MONETARY NES	127	90 562	41 350	663 OTH NONMETAL MINERAL MFS	68 155	64 654	28 560
972 GOLD COIN		3 422	1 535	664 GLASS	108 774	96 289	42 575
EXPORTS	41 140 046	25 975 853	11 503 713	665 GLASSWARE	59 067	80 764	35 709
001 LIVE ANIMALS	1 128	5 143	2 214	666 POTTERY	47 190	109 857	48 637
011 MEAT FRESH, CHILLD, FROZEN	343	127	56	667 PEARL, PREC-, SEMI-P STONE	109	78 740	34 744
012 MEAT DRIED, SALTED, SMOKED	500	729	330	671 FIG IRON ETC	112 783	33 074	14 711
014 MEAT PREPD, PRSVD, NES ETC	1 097	874	381	672 IRON, STL PRIMARY FORMS	3 253 309	234 789	101 006
023 BUTTER	221	173	77	673 IRON AND STEEL SHAPES	1 771 664	197 935	86 829
024 CHEESE AND CURD	62 427	38 450	16 906	674 IRN, STL UNIV, PLATE, SHEET	6 475 582	696 440	303 076
034 FISH FRESH, CHILLED, FROZEN	7 322	2 462	1 070	675 IRON, STEEL HOOP, STRIP	373 135	86 484	38 047
036 SHELL FISH FRESH, FROZEN	2 000	505	213	676 RAILWAY RAILS ETC IRN, STL	732 656	73 684	33 078
037 FISH ETC PREPD, PRSVD, NES	2 083	1 779	801	677 IRN, STL WIRE EXCL W ROD	157 478	36 736	16 192
046 CEREAL ETC PREPARATIONS	32 434	16 187	7 066	678 IRON, STL TUBES, PIPES, ETC	8 357 604	1 433 233	631 117
054 VEG ETC FRSH, SMPLY PRSVD	52 340	56 757	26 037	679 IRN, STL CASTINGS UNWORKE	51 128	25 847	11 439
056 VEGETABLES ETC PRSVD, PREPD	6 233	2 953	1 309	681 SILVER, PLATINUM, ETC	196	26 518	12 235
057 FRUIT, NUTS, FRESH, DRIED	4 248	3 800	1 637	682 COPPER EXC CEMENT COPPER	499 741	263 886	115 840
058 FRUIT PRESERVED, PREPARED	26 757	7 045	3 055	683 NICKEL	25 322	59 692	26 483
061 SUGAR AND HONEY	611	196	82	684 ALUMINIUM	161 754	104 316	45 908
062 SUGAR PREPS NON-COCOA	21 784	9 766	4 279	685 LEAD	25 763	25 965	11 458
071 COFFEE AND SUBSTITUTES	89 375	73 688	32 489	686 ZINC	363 893	72 397	31 102
072 COCOA	42 170	18 617	8 280	687 TIN	2 061	3 619	1 569
073 CHOCOLATE AND PRODUCTS	20 923	15 958	7 022	689 NON-FER BASE METALS NES	12 406	37 501	16 515
074 TEA AND MATE	592	597	265	691 STRUCTURES AND PARTS NES	72 539	27 211	11 969
075 SPICES	820	763	342	692 METAL TANKS, BOXES, ETC	7 046	6 169	2 700
081 FEEDING STUFF FOR ANIMALS	10 350	18 739	8 331	693 WIRE PRODUCTS NON ELECTR	54 294	38 027	16 839
098 EDIBLE PRODUCTS, PREPS NES	62 496	81 026	35 988	694 STL, COPPR NAILS, NUTS, ETC	79 916	46 372	20 504
111 NON-ALCOHOL BEVERAGES NES	16 553	1 561	687	695 TOOLS	28 481	115 271	50 999
112 ALCOHOLIC BEVERAGES	1 235 085	343 838	151 191	696 CUTLERY	8 859	63 810	28 105
121 TOBACCO UNMANUFACTURED, REFUSE	19 537	3 989	1 777	697 BASE MTL HOUSEHOLD EQUIP	22 248	26 757	11 700
122 TOBACCO MFRS	682	1 558	681	699 OTHER METAL MANUFACTURES	137 413	151 163	66 767
211 HIDES, SKINS, UNDRESSED	601	141	60	700 INDUSTRIAL PLANT, CHAP 84	4 674	15 111	6 545
212 FUR SKINS UNDRESSED	53	2 998	1 319	703 INDUSTRIAL PLANT, CHAP 85	33	371	156
222 SEEDS FOR OTH FIXED OIL	3 050	1 370	578	711 STEAM BOILERS & AUX PLNT	3 064	4 241	1 883
223 SEEDS FOR OTH FIXED OILS	1 418	256	116	712 STEAM ENGINES, TURBINES	11 563	37 641	16 296
233 RUBBER, SYNTHETIC, RECLAIMED	31 897	6 247	2 748	713 INTRNL COMBUS PISTN ENGN	372 498	522 847	231 946
248 WOOD SHAPED	1 953	1 404	631	714 ENGINES & MOTORS NES	4 299	83 144	36 950
266 SYNTHETIC FIBRE TO SPIN	97 546	44 442	19 765	716 ROTATING ELECTRIC PLANT	52 442	133 693	59 481
267 OTHER MAN-MADE FIBRES	39 184	7 298	3 197	718 OTH POWER GENERATG MACHY	4 182	9 807	4 275
268 WOOL (EXC TOPS), ANML HAIR	1 536	3 377	1 491	721 AGRIC MACHY, EXC TRACTORS	91 291	80 885	35 739
269 WASTE OF TEXTILE FABRICS	8 329	3 440	1 511	722 TRACTORS NON-ROAD	367 247	327 236	145 807
273 STONE, SAND AND GRAVEL	3 573	432	190	723 CIVIL ENGINEER EQUIP ETC	344 061	225 940	99 373
274 SULPHUR ETC	1 704	150	66	724 TEXTILE, LEATHER MACHNRY	168 922	528 909	233 627
277 NATURAL ABRASIVES NES	118	711	303	725 PAPER ETC MILL MACHINERY	49 813	138 376	61 137
278 OTHER CRUDE MINERALS	347 873	6 827	3 076	726 PRINTG, BKBINDG MACHY, PTS	98 230	337 696	150 274
282 IRON AND STEEL SCRAP	503	230	100	727 FOOD MACHRY NON-DOMESTIC	15 230	55 948	24 628
287 BASE METAL ORES, CONC NES	53 076	126 861	56 752	728 OTH MACHRY FOR SPCL INDUS	324 746	642 638	282 727
288 NONFER METAL SCRAP NES	191 129	30 220	12 906	736 MACHINE TOOLS FOR METAL	215 482	536 839	237 798
291 CRUDE ANIMAL MATERIALS NES	19 954	32 299	14 176	737 METALWORKING MACHNRY NES	18 675	39 481	17 519
292 CRUDE VEG MATERIALS NES	10 460	10 634	4 744	741 HEATING, COOLING EQUIPMNT	73 647	148 078	65 349
334 PETROLEUM PRODUCTS, REFIN	551 686	46 100	20 344	742 PUMPS FOR LIQUIDS ETC	101 725	209 323	92 962
335 RESIDUAL PETRLM PROD NES	280 092	23 313	10 279	743 PUMPS NES, CENTRIFUGES ETC	74 476	225 272	99 820
411 ANIMAL OILS AND FATS	3 961	849	373	744 MECHANICAL HANDLING EQU	188 220	178 446	78 483
423 FIXED VEG OILS, SOFT	12 477	1 615	715	745 NONELEC MACHY, TOOLS NES	82 403	278 714	123 533
424 FIXED VEG OIL NONSOFT	1 290	978	435	749 NONELEC MACH PTS, ACC NES	389 956	536 229	237 101
431 PROCESSED ANML VEG OIL, ETC	9 536	2 125	943	751 OFFICE MACHINES	37 651	201 960	89 515
511 HYDROCARBONS NES, DERIVS	105 573	38 548	16 928	752 AUTOMATIC DATA PRCC EQUIP	8 270	130 130	57 400
512 ALCOHOLS, PHENOLS, ETC	230 858	93 147	40 803	759 OFFICE & ADP MCH PTS, ACC	20 052	210 346	92 852
513 ORGANIC ACIDS, ETC	532 327	170 335	75 238	761 TELEVISION RECEIVERS	2 734	9 535	4 323
514 NITROGEN-FUNCTN COMPOUNDS	299 531	286 338	126 154	762 RADIO BROADCAST RECEIVERS	946	15 348	6 894
515 ORG-INORG COMPOUNDS ETC	165 985	190 306	84 783	763 SOUND RECORDERS, PHONOGRPH	9 323	29 982	13 155
516 OTHER ORGANIC CHEMICALS	158 135	86 806	38 487	764 TELECOM EQPT, PTS, ACC NES	5 002	112 848	50 012
522 INORG ELEMENTS, OXIDES, ETC	1 469 427	192 595	85 326	771 ELECTRIC POWER MACHY NES	19 116	46 377	20 421
523 OTHR INORGANIC CHEMICALS	1 052 619	149 598	66 330	772 SWITCHGEAR ETC & PTS NES	20 502	190 622	84 142
524 RADIOACTIVE ETC MATERIAL	15 792	25 396	11 289	773 ELECTR DISTRIBUTING MACH	20 814	22 414	10 114
531 SYNT DYE, NAT INDGO, LAKES	70 437	176 320	77 837	774 ELECTRO-MEDCL, XRAY EQUIP	16 762	226 043	98 775
532 DYES NES, TANNING PRODS	23 460	5 384	2 341	775 HOUSEHOLD TYPE EQUIP NES	19 707	40 879	18 087
533 PIGMENTS, PAINTS, ETC	348 630	101 134	44 973	776 TRANSISTORS, VALVES, ETC	2 057	162 483	71 978
541 MEDICINAL ETC PRODUCTS	63 235	256 052	114 121	778 ELECTRICAL MACHINERY NES	150 489	302 966	133 626
551 ESSENTIAL OIL, PERFUME, ETC	1 358	3 712	1 671	781 PASS MOTOR VEH EXC BUSES	2 787 801	5 990 024	2 664 915
553 PERFUMERY, COSMETICS, ETC	5 227	21 331	9 400	782 LORRIES, SPCL MTR VEH NES	84 410	106 875	47 730
554 SOAPS, CLEANING ETC PREPS	37 721	18 061	7 952	783 ROAD MOTOR VEHICLES NES	7 021	13 563	5 964
562 FERTILIZERS MANUFACTURED	306 705	11 205	5 195	784 MOTOR VEHCL PTS, ACC NES	717 954	1 107 612	493 128
572 EXPLOSIVES, PYROTECH PROD	329	1 048	468	785 MOTOR & OTHER CYCLES ETC	25 182	46 650	20 823
582 PROD OF CONDENSATION ETC	159 578	86 241	38 055	786 VEH NES NONMOTR, TRAILERS	25 097	24 762	10 666
583 PROD OF POLYMERIZING ETC	367 255	183 067	80 761	791 RAILWAY VEHICLES	16 254	26 476	11 932
584 CELLULOSE DERIVATIVES ETC	34 067	40 059	17 651	792 AIRCRAFT	8 664	244 373	106 112
585 PLASTIC MATERIALS NES	34 401	32 551	14 361	793 SHIPS AND BOATS	296 520	139 149	63 407
591 PESTICIDES, DISINFECTANTS	29 993	33 416	14 860	801 INDUSTRIAL PLANT, CHAP 90	4	225	104
592 STARCH, INULIN, GLUTEN, NES	35 902	16 551	7 304	812 PLUMBER, HEATING, LIGHTNG EQU	11 451	19 090	8 462
598 MISC CHEMICAL PRODS NES	260 591	230 246	101 716	821 FURNITURE	89 116	122 418	53 940
605 INDUSTRIAL PLANT, CHAP 73	4 430	8 922	3 850	831 TRAVEL GOODS, HANDBAGS	1 508	12 914	5 644
611 LEATHER	27 645	37 811	16 604	842 MENS OUTERWEAR NOT KNIT	400	6 170	2 732
612 LEATHER ETC MANUFACTURES	1 912	6 394	2 817	843 WOMENS OUTERWEAR NONKNIT	714	12 340	5 412
613 FUR SKINS TANNED, DRESSED	246	7 749	3 442	844 UNDERWEAR NOT KNIT	193	3 735	1 666
621 MATERIALS OF RUBBER	57 967	30 754	13 632	845 OUTERWEAR KNIT NONELASTC	705	9 826	4 323
625 RUBBER TYRES, TUBES	200 275	150 663	66 935	846 UNDERWEAR KNITTED	240	2 032	872
628 RUBBER ARTICLES NES	13 309	36 890	16 341	847 TXTL CLTHNG ACCESSRYS NES	470	4 229	1 820
633 CORK MANUFACTURES	735	2 434	1 063	848 HEADGEAR, NONTXL CLOTHNG	2 963	11 280	4 917
				851 FOOTWEAR	4 048	21 074	9 257
				871 OPTICAL INSTRUMENTS	3 401	102 724	45 545

## 7 IMPORTS AND EXPORTS (SPECIAL TRADE) BY COUNTRIES OF PRODUCTION AND CONSUMPTION AND BY GROUPS OF THE SITC-REV. II 1981

GROUP DESCRIPTION	DT = 100 KG	1 000 DM	1 000 \$	GROUP DESCRIPTION	DT = 100 KG	1 000 DM	1 000 \$
872 MEDICAL INSTRUMENTS NES	7 275	175 676	77 997	625 RUBBER TYRES,TUPES	1 893	1 425	621
873 METERS & COUNTERS NES	1 010	9 241	4 112	628 RUBBER ARTICLES NES	964	3 330	1 475
874 MEASURING,CONTROLLING INSTR	28 826	740 865	337 321	634 VENEERS,PLYWOOD,ETC	327 739	55 545	24 713
881 PHOTO APPAR & EQUIPT NES	11 654	133 031	58 493	635 WOOD MANUFACTURES NES	26 361	6 924	3 082
882 PHOTO,CINEMA SUPPLIES	43 029	119 995	52 433	641 PAPER AND PAPERBOARD	1 252 282	132 899	56 893
883 DEVELOPED CINEMA FILM	158	2 232	980	642 ARTICLES OF PAPER ETC	1 603	1 163	517
884 OPTICAL GOODS NES	1 424	81 343	36 253	651 TEXTILE YARN AND THREAD	3 102	13 140	5 802
885 WATCHES AND CLOCKS	23 627	115 971	51 219	653 WOVN MAN-MADE FIB FABRIC	415	258	114
892 PRINTED MATTER	48 630	120 421	53 811	654 OTH WOVN TEXTILE FABRIC	252	350	149
893 ARTICLES OF PLASTIC NES	76 569	90 064	39 666	655 KNIT ETC FABRICS	93	255	112
894 TOYS,SPORTING GOODS,ETC	32 611	77 478	33 973	656 LACE,RIPEONS,TULLE,ETC	43	462	206
895 OFFICE SUPPLIES NES	10 319	37 448	16 496	657 SPECIAL TEXTILE ETC PROD	395	1 532	675
896 WORKS OF ART ETC	557	54 174	23 668	658 TEXTILE ARTICLES NES	963	934	419
897 GOLD,SILVER WARE,JEWELRY	190	60 267	26 343	659 FLOOR COVERINGS ETC	89	72	33
898 MUSICAL INSTRUMENTS,PTS	21 616	92 069	40 522	661 CEMENT ETC BUILDING PROD	91 575	5 138	2 248
899 OTHER MANUFACTURED GOODS	12 118	56 953	25 209	662 CLAY,REFRACTORY BLDG PRD	21 024	2 775	1 205
941 ZOO ANIMALS,PETS	120	580	252	663 OTH NONMETAL MINERAL PFS	5 965	3 498	1 551
951 WAR FIREARMS,AMMUNITION	2 490	27 454	12 120	664 GLASS	29 739	16 078	7 104
961 COIN NONGOLD,NONCURRENT	18	1 050	474	665 GLASSWARE	288	145	65
971 GOLD,NON MONETARY NES		10 052	4 500	667 PEARL,PREC-,SEMI-P STONE		111	49
972 GOLD COIN	10	38 577	16 825	671 PIG IRON ETC	682 473	27 328	12 197
CANADA							
IMPORTS							
001 LIVE ANIMALS	248	1 281	553	672 IRON,STL PRIMARY FORMS	613	119	51
011 MEAT FRESH,CHILLD,FROZEN	5 781	3 607	1 617	673 IRON AND STEEL SHAPES	14 518	1 962	861
014 MEAT PREPD,PRSTD,NES ETC	513	165	74	674 IRN,STL UNIV,PLATE,SHEET	1 536	564	258
024 CHEESE AND CURD	839	193	92	677 IRN,STL WIRE EXCL W ROD	98	92	42
025 EGGS,BIRDS,FRESH,PRSRVD	2 433	4 480	1 970	678 IRON,STL TUBES,PIPES,ETC	300	430	195
034 FISH FRESH,CHILLED,FROZEN	246 330	68 236	30 269	681 SILVER,PLATINUM,ETC	161 890	64 221	28 804
035 FISH SALTED,DRIED,SMOKED	4 213	1 881	852	682 COPPER EXC CEMENT COPPER	63 868	95 357	42 215
036 SHELL FISH FRESH,FROZEN	4 452	5 227	2 330	684 ALUMINIUM			
037 FISH ETC PREPD PRSTD NES	24 743	10 416	4 577	685 LEAD	62 507	10 499	4 593
041 WHEAT ETC UNMILLED	268 778	15 060	6 680	686 ZINC	69 597	13 535	5 972
044 MAIZE UNMILLED	3 413	826	390	689 NON-FER BASE METALS NES	16 466	14 377	6 426
045 CEREALS NES UNMILLED	132 130	6 840	2 968	691 STRUCTURES AND PARTS NES	17 273	6 605	2 973
048 CEREAL ETC PREPARATIONS	1 283	501	225	692 METAL TANKS,BOXES,ETC	291	144	63
054 VEG ETC FKSH,SMPLY PRSTD	124 429	19 948	9 022	694 STL,COPPR NAILS,NUTS,ETC	393	573	255
056 VEGETABLES ETC PRSTD,PREPD	20 752	2 674	1 191	695 TOOLS	468	2 769	1 240
057 FRUIT,NUTS,FRESH,DRIED	20 064	3 499	1 655	697 BASE MTL HOUSEHOLD EQUIP	919	594	268
058 FRUIT PRESERVED,PREPARED	54 726	23 139	10 329	699 OTHER METAL MANUFACTURES	4 331	6 075	2 698
061 SUGAR AND HONEY	17 141	6 078	2 717	713 INTRNL COMBUS PISTN ENGN	1 519	2 380	1 091
062 SUGAR PREPS NON-COCOA	182	155	66	714 ENGINES & MOTORS NES	52	6 415	2 732
073 CHOCOLATE AND PRODUCTS	392	180	83	716 ROTATING ELECTRIC PLANT	411	1 582	688
081 FEEDING STUFF FOR ANIMALS	758 557	32 557	14 507	721 AGRIC MACHY,EXC TRACTORS	818	627	274
098 EDIBLE PRODUCTS,PREPS NES	21 067	5 169	2 286	722 TRACTORS NON-ROAD	507	552	247
112 ALCOHOLIC BEVERAGES	3 041	1 583	714	723 CIVIL ENGINEER EQUIP ETC	10 380	11 337	5 009
121 TOBACCO UNMNFCTD,REFUSE	40 146	26 975	11 901	724 TEXTILE,LEATHER MACHNRY	133	532	237
211 HIDES,SKINS,UNDRESSED	7 990	2 078	931	725 PAPER ETC MILL MACHINERY	140	585	260
212 FUR SKINS UNDRRESSED	1 727	35 749	16 274	726 PRINTG,BKSNDBG MACHY,PTS	39	135	58
222 SEEDS FOR SOFT/FIXED OIL	1 076 565	78 214	33 721	727 FOOD MACHRY NON-DOMESTIC	22	155	69
223 SEEDS FOR OTH FIXED OILS	1 936 542	154 995	68 527	728 OTH MACHY FOR SPCL INDUS	6 769	20 947	9 243
235 RUBBER,SYNTHETIC,RECLAIMD	12 965	5 372	2 429	736 MACHINE TOOLS FOR METAL	349	1 653	688
247 OTH WOOD ROUGH,SQUARED	21 483	1 658	730	737 METALWORKING MACHNRY NES	423	1 350	600
248 WOOD SHAPED	980 665	95 820	42 944	741 HEATING,COOLING EQUIPMNT	353	1 048	453
251 PULP AND WASTE PAPER	5 662 225	632 775	280 299	742 PUMPS FOR LIQUIDS ETC	153	903	390
263 COTTON	2 525	304	138	743 PUMPS NES,CENTRIFUGES ETC	1 163	2 088	919
267 OTHER MAN-MADE FIBRES	2 182	425	191	744 MECHANICAL HANDLING EQU	891	2 184	967
268 WOOL(EXC TOPS),ANML HAIR	3	87	39	745 NONELEC MACHY,TOOLS NES	1 777	7 338	3 249
273 STONE,SAND AND GRAVEL	1 920	96	40	749 NONELEC MACH PTS,ACC NES	5 076	20 322	8 943
274 SULPHUR ETC	789 799	22 180	9 875	751 OFFICE MACHINES	728	9 149	4 035
277 NATURAL ABRASIVES NES	1 306	344	156	752 AUTOMATIC DATA PROC EQUIP	896	18 750	8 278
278 OTHER CRUDE MINERALS	1 140 794	74 944	32 899	759 OFFICE & ADP MCH PTS,ACC	1 159	5 013	2 203
281 IRON ORE,CONCENTRATES	59 517 220	355 490	157 059	762 RADIO BROADCAST RECEIVRS	2 178	15 105	6 689
282 IRON AND STEEL SCRAP	2 444	334	150	763 SOUND RECORDRS,PHONOGRPH	24	202	94
287 BASE METAL ORES,CONC NES	3 370 332	221 855	97 687	764 TELECOM EQPT,PTS,ACC NES	394	10 046	4 403
288 NONFER METAL SCRAP NES	1 832 791	76 611	34 074	771 ELECTRIC POWER MACHY NES	2 752	5 464	2 387
289 PREC METAL ORE,WASTE NES	42	3 492	1 597	772 SWITCHGEAR ETC & FTS NES	1 612	4 836	2 119
291 CRUDE ANIMAL MTRIALS NES	3 498	15 176	6 801	773 ELECTR DISTRIBUTING MACH	169	574	246
292 CRUDE VEG MATERIALS NES	8 006	2 552	1 149	774 ELECTRO-MEDCL,XRAY EQUIP	102	935	426
322 COAL,LIGNITE,PEAT	6 293 768	81 043	36 201	775 HOUSEHOLD TYFE EQUIP NES	366	1 246	548
323 BRIQUETS,COKE,SEMI-COKE	602 558	8 630	3 879	776 TRANSISTORS,VALVES,ETC	5 555	17 478	7 750
334 PETROLEUM PRODUCTS,REFIN	27 166	3 089	1 335	778 ELECTRICAL MACHINERY NES	21 146	20 370	9 006
335 RESIDUAL PETRLM PROD NES	109 163	8 739	3 772	781 PASS MOTOR VEH EXC BUSES	617	1 097	483
411 ANIMAL OILS AND FATS	364 035	38 285	17 278	782 LORRIES,SPCL MTR VEH NES	240	310	131
423 FIXED VEG OILS,SOFT	9 535	1 446	620	783 ROAD MOTOR VEHICLES NES	33	89	40
424 FIXED VEG OIL NONSOFT	17 023	2 004	866	784 MOTOR VEHCL PTS,ACC NES	7 383	4 217	1 860
431 PROCESD ANML VEG OIL,ETC	172	174	81	786 VEH NES NONMOTR,TRAILERS	243	96	39
511 HYDROCARBONS NES,DERIVS	183 529	19 906	8 826	792 AIRCRAFT	409	45 851	20 344
512 ALCOHOLS,PHENOLS,ETC	69 341	6 876	3 000	793 SHIPS AND BOATS	405	1 109	473
513 ORGANIC ACIDS,ETC	3 816	985	438	812 PLUMBGB,HEATING,LGHTNG EQU	49	155	67
514 NITROGEN-FUNCTN COMPOUNDS	2 715	1 277	563	821 FURNITURE	1 394	1 035	454
515 ORG-INORG COMPOUNDS ETC	235	1 893	842	831 TRAVEL GOODS,HANDBAGS	66	138	61
516 OTHER ORGANIC CHEMICALS	429	778	345	842 MENS OUTERWEAR NOT KNIT	439	1 272	560
522 INORG ELEHNTS,OXIDES,ETC	41 540	14 638	6 464	843 WOMENS OUTERWEAR NONKNIT	130	1 589	713
523 OTHR INORGANIC CHEMICALS	997	1 611	749	844 UNDERWEAR NOT KNIT	8	134	64
524 RADIOACTIVE ETC MATERIAL	4 228	62 140	27 661	845 UNDERWEAR KNIT NONELASTC	87	1 639	699
531 SYNT DYE,NAT INDGO,LAKES	105	116	51	846 UNDERWEAR KNITTED	121	939	405
533 PIGMENTS,PAINTS,ETC	1 892	502	230	847 TXTL CLTHNG ACCESSRYS NES	88	178	79
541 MEDICINAL ETC PRODUCTS	649	4 692	2 085	848 HEADGEAR,NONTXTL CLOTHNG	426	26 074	11 433
551 ESSENTIAL OIL,PERFUME,ETC	222	1 025	456	851 FOOTWEAR	926	4 351	1 909
553 PERFUMERY,COSMETICS,ETC	1 760	1 280	592	871 OPTICAL INSTRUMENTS	175	3 833	1 700
554 SOAPS,CLEANING ETC PREPS	823	450	202	872 MEDICAL INSTRUMENTS NES	260	1 748	757
562 FERTILIZERS MANUFACTURED	2 879	289	129	874 MEASURING,CONTROLLING INSTR	391	11 236	4 917
582 PROD OF CONDENSATION ETC	2 546	1 564	681	881 PHOTO APPAR & EQUIPT NES	112	5 131	2 260
583 PROD OF POLYMERIZING ETC	57 819	13 202	5 825	882 PHOTO,CINEMA SUPPLIES	801	979	416
585 PLASTIC MATERIALS NES	55	96	44	883 DEVELOPED CINEMA FILM	2	119	53
591 PESTICIDES,DISINFECTANTS	656	369	160	884 OPTICAL GOODS NES	111	6 210	2 725
592 STARCH,INULIN,GLUTEN NES	1 255	1 091	444	885 WATCHES AND CLOCKS	169	411	184
598 MISC CHEMICAL PROD NES	7 964	4 276	1 879	892 PRINTED MATTER	502	862	384
612 LEATHER ETC MANUFACTURES	57	258	116	893 ARTICLES OF PLASTIC NES	4 714	4 315	1 905
613 FUR SKINS TANNED,DRESSED	161	7 379	3 249	894 TOYS,SPORTING GOODS,ETC	4 295	7 377	3 223
621 MATERIALS OF RUBBER	1 192	249	110	895 OFFICE SUPPLIES NES	11	142	63
				896 WORKS OF ART ETC	149	4 284	1 937
				897 GOLD,SILVER WARE,JEWELRY	16	799	368
				898 MUSICAL INSTRUMENTS,PTS	454	1 948	901
				899 OTHER MANUFACTURED GOODS	376	3 672	1 632



7 IMPORTS AND EXPORTS (SPECIAL TRADE) BY COUNTRIES OF PRODUCTION AND CONSUMPTION AND BY GROUPS OF THE SITC-REV. II 1981

GROUP DESCRIPTION	DT = 100 KG	1 000 DM	1 000 \$	GROUP DESCRIPTION	DT = 100 KG	1 000 DM	1 000 \$
941 ZOO ANIMALS,PETS	631	1 486	635	686 ZINC	16 608	3 353	1 404
951 WAR FIREARMS,AMMUNITION	29	151	67	688 URANIUM,THORIUM,ALLOYS	9	89	40
961 COIN NONGOLD,NONCURRENT	52	5 861	2 679	691 STRUCTURES AND PARTS NES	25 226	6 548	2 834
971 GOLD,MON MONETARY NES	23	25 877	11 856	692 METAL TANKS,BOXES,ETC	266	223	100
972 GOLD COIN	12	46 245	20 401	693 WIRE PRODUCTS NON ELECTR	15 434	5 649	2 550
EXPORTS	7 116 713	2 740 551	1 209 281	694 STL,COPPP NAILS,NUTS,ETC	2 999	2 195	967
001 LIVE ANIMALS	504	1 282	571	695 TOOLS	6 769	18 916	8 416
024 CHEESE AND CURD	13 064	6 582	2 942	696 CUTLERY	1 703	11 139	4 921
037 FISH ETC PREPD PRSVD NES	1 815	1 108	493	697 BASE MTL HOUSEHOLD EQUIP	3 221	4 616	2 064
048 CEREAL ETC PREPARATIONS	7 517	3 734	1 656	699 OTHER METAL MANUFACTURES	30 338	29 481	12 987
054 VEG ETC FRSH,SMPLY PRSVD	2 268	3 416	1 572	700 INDUSTRIAL PLANT,CHAP 84	4 933	19 445	8 515
056 VEGTBLES ETC PRSVD,PREPD	4 466	1 045	464	703 INDUSTRIAL PLANT,CHAP 85	147	1 318	575
057 FRUIT,NUTS,FRESH,DRIED	306	408	182	712 STEAM ENGINES,TURBINES	1 819	4 504	1 962
058 FRUIT PRESERVED,PREPARED	7 340	1 821	793	713 INTRNL COMBUS PISTN ENGN	20 834	54 783	24 545
061 SUGAR AND HONEY	6 991	697	294	714 ENGINES & MOTORS NES	30	1 552	684
062 SUGAR PREFS NON-COCOA	2 547	1 411	619	716 ROTATING ELECTRIC PLANT	9 045	16 548	7 398
071 COFFEE AND SUBSTITUTES	45 312	32 947	14 667	718 OTH POWER GENERATG MACHY	4 247	2 745	1 200
072 COCOA	5 616	3 605	1 637	721 AGRIC MACHY,EXC TRACTORS	4 367	5 347	2 377
073 CHOCOLATE AND PRODUCTS	11 605	9 094	4 007	722 TRACTORS NON-ROAD	28 328	25 181	10 967
074 TEA AND MATE	386	361	162	723 CIVIL ENGINEERG EQUIP ETC	30 830	36 744	16 317
075 SPICES	308	279	119	724 TEXTILE,LEATHER MACHNRY	9 160	34 971	15 562
081 FEEDING STUFF FOR ANIMLS	8 832	3 020	1 318	725 PAPER ETC MILL MACHINERY	5 605	12 326	5 541
088 EDIBLE PRODCTS,PREPS NES	6 419	2 316	1 008	726 PRINTG,BKBDNG MACHY,PTS	11 583	38 342	16 094
111 NON-ALCOHL BEVERAGES NES	7 978	678	298	727 FOOD MACHRY NON-DOMESTIC	5 742	20 627	9 164
112 ALCOHOLIC BEVERAGES	165 799	66 607	29 162	728 OTH MACHY FOR SPCL INDUS	62 438	88 519	39 185
122 TOBACCO MFERS	47	114	49	736 MACHINE TOOLS FOR METAL	38 875	73 357	32 372
212 FUR SKINS UNDRRESSED	11	250	111	737 METALWORKING MACHNRY NES	7 863	7 527	3 337
233 RUBBER,SYNTHETIC,RECLAIMD	5 268	1 236	538	741 HEATING,COOLING EQUIPMNT	9 953	14 797	6 623
266 SYNTHETIC FIBRE TO SPIN	10 309	5 385	2 405	742 PUMPS FOR LIQUIDS ETC	1 836	8 224	3 636
268 WOOL(EXC TOPS),ANML HAIP	428	2 849	1 249	743 PUMPS NES,CENTRFUGES ETC	13 494	20 778	9 198
269 WASTE OF TEXTILE FABRICS	155	93	37	744 MECHANICAL HANDLING EBU	26 642	25 964	11 663
278 OTHER CRUDE MINERALS	31 283	1 574	712	745 NONELEC MACHY,TOOLS NES	16 831	46 839	20 594
287 BASE METAL ORES,CONC NES	533 429	22 346	9 554	749 NONELEC MACH PTS,ACC NES	44 167	84 295	36 998
288 NONFERR METAL SCRAP NES	2 350	350	157	751 OFFICE MACHINES	4 241	24 258	10 742
291 CRUDE ANIMAL MTRIALS NES	169	1 103	487	752 AUTOMATIC DATA PROC EQUIP	238	3 081	1 341
292 CRUDE VEG MATERIALS NES	2 270	2 427	1 085	759 OFFICE & APP MCH PTS,ACC	300	3 694	1 621
334 PETROLEUM PRODUCTS,REFIN	4 551	2 191	970	761 TELEVISION RECEIVERS	5	355	160
335 RESIDUAL PETRLM PROD NES	242 568	17 378	7 424	762 RADIO BROADCAST RECEIVRS	299	1 417	623
431 PROCESD ANML VEG OIL,ETC	354	89	39	763 SOUND RECORDRS,PHONOGRPH	1 972	6 665	2 935
511 HYDROCARBONS NES,DERIVS	31 053	4 191	1 836	764 TELECOM EQPT,PTS,ACC NES	1 389	8 394	3 711
512 ALCOHOLS,PHENOLS,ETC	17 847	3 441	1 506	771 ELECTRIC POWER MACHY NES	3 072	7 533	3 299
513 ORGANIC ACIDS,ETC	28 437	55 283	25 457	772 SWITCHGEAR ETC & PTS NES	4 851	27 715	12 254
514 NITROGEN-FUNCTN COMPOUNDS	10 344	9 317	4 204	773 ELECTR DISTRIBUTING MACH	399	603	260
515 ORG-INORG COMPOUNDS ETC	14 235	14 263	6 366	774 ELECTRO-MEDCL,XRAY EQUIP	1 631	16 938	7 477
516 OTHER ORGANIC CHEMICALS	4 816	5 439	2 491	775 HOUSEHOLD TYPE EQUIP NES	3 181	8 358	3 646
522 INORG ELEHNTS,OXIDES,ETC	460 045	10 245	4 456	776 TRANSISTORS,VALVES,ETC	123	7 454	3 317
523 OTHR INORGANIC CHEMICALS	114 597	15 984	7 047	778 ELECTRICAL MACHINERY NES	9 417	27 516	12 201
531 SYNT DYE,MAT INDOG,LAKES	26 311	54 250	24 105	781 PASS MOTOR VEH EXC BUSES	216 288	397 968	176 920
532 DYES NES,TANNING PRODS	11 647	2 624	1 155	782 LORRIES,SPCL MTR VEH NES	11 663	13 075	5 911
533 PIGMENTS,FAINTS,ETC	13 770	5 435	2 384	784 MOTOR VEHCL PTS,ACC NES	26 357	54 439	24 159
541 MEDICINAL ETC PRODUCTS	8 567	30 918	13 617	785 MOTOR & OTHER CYCLES ETC	4 755	6 625	3 106
551 ESSENTL OIL,PERFUME,ETC	321	300	135	786 VEH NES NONMOTR,TRAILERS	1 116	733	322
553 PERFUMERY,COSMETICS,ETC	4 450	7 151	3 113	791 RAILWAY VEHICLES	3 703	4 312	1 854
554 SOAPS,CLEANING ETC PREPS	7 793	3 316	1 466	792 AIRCRAFT	125	14 425	6 203
562 FERTILIZERS MANUFACTURED	4 110	181	80	793 SWIFS AND BOATS	29 857	18 024	7 610
572 EXPLOSIVES,PYROTECH PROD	177	390	175	812 PLUMBG,HEATNG,LGHTNG EBU	2 100	6 050	2 651
582 PROD OF CONDENSATION ETC	32 445	21 070	9 167	821 FURNITURE	13 348	10 938	4 829
583 PROD OF POLYMERIZING ETC	50 770	22 545	9 935	831 TRAVEL GOODS,HANDBAGS	150	846	365
584 CELLULOSE DERIVATVS ETC	6 001	4 838	2 168	842 MENS OUTERWEAR NOT KNIT	28	585	260
585 PLASTIC MATERIALS NES	7 877	2 943	1 312	843 WOMENS OUTERWEAR NONKNIT	536	6 912	3 051
591 PESTICIDES,DISINFECTANTS	4 689	3 449	1 559	844 UNDERWEAR NOT KNIT	20	234	105
592 STARCH,INULIN,GLUTEN,ETC	2 059	2 183	963	845 OUTERWEAR KNT NONELASTC	186	2 828	1 247
598 MISC CHEMICAL PRODS NES	42 261	22 257	9 835	846 UNDERWEAR KNITTED	150	935	413
611 LEATHER	439	1 275	565	847 TXTL CLTHNG ACCESSRY NES	217	1 739	731
612 LEATHER ETC MANUFACTURES	729	1 540	678	848 HEADGEAR,NONTXTL CLOTHNG	216	2 505	1 100
613 FUR SKINS TANNED,DRESSED	62	1 289	573	851 FOOTWEAR	1 923	9 308	4 104
621 MATERIALS OF RUBBER	7 476	3 787	1 673	871 OPTICAL INSTRUMENTS	391	11 396	5 022
625 RUBBER TYRES,TUBES	13 615	9 139	4 003	872 MEDICAL INSTRUMENTS NES	643	14 804	6 547
628 RUBBER ARTICLES NES	7 275	7 429	3 258	873 METERS & COUNTERS NES	300	2 808	1 245
633 CORK MANUFACTURES	157	579	266	874 MEASURING,CONTROLNG INSTR	2 546	29 320	12 929
634 VENEERS,PLYWOOD,ETC	5 090	1 272	566	881 PHOTO APPAR & EQUIPT NES	1 169	18 461	8 125
635 WOOD MANUFACTURES NES	1 457	991	440	882 PHOTO,CINEMA SUPPLIES	1 072	2 279	1 010
641 PAPER AND PAPERBOARD	15 464	4 204	1 837	883 DEVELOPED CINEMA FILM	14	216	95
642 ARTICLES OF PAPER ETC	2 509	2 970	1 302	884 OPTICAL GOODS NES	236	15 877	7 070
651 TEXTILE YARN AND THREAD	19 623	20 621	9 137	885 WATCHES AND CLOCKS	2 430	10 846	4 781
652 COTTON FABRICS,WOVEN	3 141	7 240	3 222	892 PRINTED MATTER	8 290	12 743	5 660
653 WOVN MAN-MADE FIB FABRIC	6 259	13 847	6 082	893 ARTICLES OF PLASTIC NES	12 566	13 615	6 019
654 OTH WOVEN TEXTILE FABRIC	644	2 949	1 308	894 TOYS,SPORTING GOODS,ETC	4 881	10 966	4 799
655 KNIT ETC FABRICS	969	3 138	1 383	895 OFFICE SUPPLIES NES	1 831	6 311	2 779
656 LACE,RIBBONS,TULLE,ETC	199	1 457	632	896 WORKS OF ART ETC	46	6 187	2 708
657 SPECIAL TEXTILE ETC PROD	11 417	9 156	4 009	897 GOLD,SILVER WARE,JEWELRY	2 26	3 356	1 468
658 TEXTILE ARTICLES NES	693	2 263	1 003	898 MUSICAL INSTRUMENTS,PTS	2 627	11 218	4 957
659 FLOOR COVERINGS ETC	722	3 214	1 401	899 OTHER MANUFACTURED GOODS	1 830	8 028	3 536
661 CEMENT ETC BUILDING PROD	4 093	543	233	941 ZOO ANIMALS,PETS	16	286	131
662 CLAY,REFRACTORY BLDG PRD	140 899	16 291	7 233	951 WAR FIREARMS,AMMUNITION	185	944	431
663 OTH NONMETAL MINERAL MFS	14 010	9 204	4 067	961 COIN NONGOLD,NONCURRENT	7	446	199
664 GLASS	9 764	3 806	1 660	971 GOLD,MON MONETARY NES	3 901	1 643	763
665 GLASSWARE	4 846	6 832	3 009	972 GOLD COIN	384	166	166
666 POTTERY	7 050	15 586	6 850	GREENLAND			
667 PEARL,PREC-,SEMI-P STONE		5 131	2 286	IMPORTS	694 267	51 679	21 434
671 PIG IRON ETC	2 329	567	251				
672 IRON,STL PRIMARY FORMS	1 282 469	95 936	41 894	212 FUR SKINS UNDRRESSED	13	91	40
673 IRON AND STEEL SHAPES	567 487	54 499	23 746	278 OTHER CRUDE MINERALS	21 125	2 628	1 162
674 IRN,STL UNIV,PLATE,SHEET	1 346 515	155 857	67 057	287 BASE METAL ORES,CONC NES	672 579	48 335	19 951
675 IRON,STEEL HOOP,STRIP	361 105	30 738	13 675	291 CRUDE ANIMAL MTRIALS NES	47	67	33
676 RAILWAY RAILS ETC IRN,STL	3 551	1 234	552	613 FUR SKINS TANNED,DRESSED	14	333	148
677 IRN,STL WIRE EXCL W ROD	17 293	3 813	1 689	EXPORTS	1 659	1 556	638
678 IRON,STL TLBES,PIPES,ETC	287 311	62 148	26 989				
679 IRN,STL CASTINGS UNWORKE	5 413	3 394	1 529	673 IRON AND STEEL SHAPES	1 402	126	56
681 SILVER,PLATINUM,ETC	3	166	70	727 FOOD MACHRY NON-DOMESTIC	80	683	299
682 COPPER EXC CEMENT COPPER	21 698	13 122	5 799	751 OFFICE MACHINES	16	69	32
683 NICKEL	2 906	8 498	3 781	843 WOMENS OUTERWEAR NONKNIT		106	32
684 ALUMINIUM	44 898	19 587	8 608				



## 7 IMPORTS AND EXPORTS (SPECIAL TRADE) BY COUNTRIES OF PRODUCTION AND CONSUMPTION AND BY GROUPS OF THE SITC-REV. II 1981

GROUP DESCRIPTION	DT = 100 KG	1 000 DM	1 000 \$	GROUP DESCRIPTION	DT = 100 KG	1 000 DM	1 000 \$
851 FOOTWEAR	17	101	43	941 ZOO ANIMALS,PETS	14	384	180
874 MEASURING,CONTROLLING INSTR	1	81	34	961 COIN NONGOLD,NONCURRENT	3	537	228
ST PIERRE				972 GOLD,COIN	3	12 113	5 274
IMPORTS	31	99	42	EXPORTS	8 463 165	3 342 445	1 477 882
EXPORTS	561	741	314	001 LIVE ANIMALS	242	513	223
751 OFFICE MACHINES	81	368	161	024 CHEESE AND CURD	39	66	31
785 MOTOR & OTHER CYCLES ETC	31	103	44	037 FISH ETC PREPD PRSVD NES	113	142	65
MEXICO				054 VEG ETC FRSH,SMPLY PRSVD	701	571	277
IMPORTS	4 268 952	678 600	301 371	061 SUGAR AND HONEY	13 624	1 624	741
011 MEAT FRESH,CHILLD,FROZEN	112	68	31	081 FEEDING STUFF FOR ANIMLS	19 111	4 055	1 783
054 VEG ETC FRSH,SMPLY PRSVD	2 269	1 178	544	112 ALCOHOLIC BEVERAGES	12 109	5 878	2 515
056 VEGETABLES ETC PRSVD,PREPD	373	192	86	233 RUBBER,SYNTHETIC,RECLAIMD	12 238	5 041	2 264
057 FRUIT,NUTS,FRESH,DRIED	5 292	2 536	1 185	251 PULP AND WASTE PAPER	3 962	818	361
058 FRUIT PRESERVED,PREPARED	4 060	1 131	509	266 SYNTHETIC FIBRE TO SPIN	2 945	1 853	828
061 SUGAR AND HONEY	232 890	49 830	22 119	274 SULPHUR ETC	970	160	69
062 SUGAR PREPS NON-COCOA	1 374	623	291	276 OTHER CRUDE MINERALS	5 509	590	258
071 COFFEE AND SUBSTITUTES	45 407	31 160	13 772	281 IRON ORE,CONCENTRATES	35 540	889	377
072 COCOA	1 220	1 469	706	287 BASE METAL ORES,CONC NES	1 339	461	202
075 SPICES	3 407	961	426	291 CRUDE ANIMAL MTRIALS NES	612	1 484	652
112 ALCOHOLIC BEVERAGES	1 408	462	212	292 CRUDE VEG MATERIALS NES	3 868	2 905	1 297
121 TOBACCO UNMNFCTD,REFUSE	89 901	68 188	29 972	334 PETROLEUM PRODUCTS,REFIN	2 350	1 630	718
122 TOBACCO MFRS	8	76	32	335 RESIDUAL PETRLM PROD NES	21 936	3 555	1 580
212 FUR SKINS UNDRRESSED	34	921	426	411 ANIMAL OILS AND FATS	3 360	1 921	850
222 SEEDS FOR SOFT FIXED OIL	6 185	1 605	718	431 PROCESD ANML VEG OIL,ETC	3 522	228	102
245 FUEL WOOD NES,CHARCOAL	12 705	882	395	511 HYDROCARBONS NES,DERIVS	29 328	5 889	2 587
248 WOOD SHAPED	300	354	146	512 ALCOHOLS,PHENOLS,ETC	20 253	7 971	3 514
251 PULP AND WASTE PAPER	2 629	460	211	513 ORGANIC ACIDS,ETC	32 089	12 437	5 480
263 COTTON	12 739	7 797	3 553	514 NITROGEN-FUNCTN COMPOUNDS	41 066	47 593	21 328
278 OTHER CRUDE MINERALS	125 613	3 370	1 484	515 ORG-INORG COMPOUNDS ETC	32 828	52 047	23 072
287 BASE METAL ORES,CONC NES	1 713 837	174 134	78 202	516 OTHER ORGANIC CHEMICALS	31 260	11 675	5 140
288 NONFERR METAL SCRAP NES	378	995	429	522 INORG ELEMNTS,OXIDES,ETC	438 557	11 145	5 039
289 PREC METAL ORE,WASTE NES		1 276	571	523 OTHR INORGANIC CHEMICALS	64 887	13 525	5 944
291 CRUDE ANIMAL MTRIALS NES	881	671	295	524 RADIOACTIVE ETC MATERIAL		182	78
292 CRUDE VEG MATERIALS NES	8 753	7 393	3 231	531 SYNT DYE,NAT INDGO,LAKES	4 677	19 113	8 443
333 CRUDE PETROLEUM	1 010 329	54 235	23 146	532 DYES NES,TANNING PRODS	635	342	151
334 PETROLEUM PRODUCTS,REFIN	529 123	35 038	15 665	533 PIGMENTS,PAINTS,ETC	2 644	2 913	1 282
431 PROCESD ANML VEG OIL,ETC	1 024	957	438	541 MEDICINAL ETC PRODUCTS	10 950	47 029	20 661
512 ALCOHOLS,PHENOLS,ETC	12	87	42	551 ESSENTL OIL,PERFUME,ETC	148	928	410
514 NITROGEN-FUNCTN COMPOUNDS	181	295	135	553 PERFUMERY,COSMETICS,ETC	170	766	332
515 ORG-INORG COMPOUNDS ETC	134	500	221	554 SOAPS,CLEANING ETC PREPS	5 794	2 831	1 241
522 INORG ELEMNTS,OXIDES,ETC	33 591	1 790	716	562 FERTILIZERS MANUFACTURED	1 876	69	33
523 OTHR INORGANIC CHEMICALS	4 739	989	443	582 PROD OF CONDENSATION ETC	26 379	21 303	9 353
533 PIGMENTS,PAINTS,ETC	1 201	228	105	583 PROD OF POLYMERIZING ETC	21 356	10 342	4 548
541 MEDICINAL ETC PRODUCTS	391	16 475	7 108	584 CELLULOSE DERIVATIVES ETC	6 984	4 619	2 033
551 ESSENTL OIL,PERFUME,ETC	219	880	388	585 PLASTIC MATERIALS NES	458	384	167
562 FERTILIZERS MANUFACTURED	243 050	13 377	6 498	591 PESTICIDES,DISINFECTANTS	4 802	15 396	6 883
585 PLASTIC MATERIALS NES		149	75	592 STARCH,INULIN,GLUTEN,ETC	2 034	853	377
612 LEATHER ETC MANUFACTURES	116	269	120	598 MISC CHEMICAL PRODS NES	38 466	22 129	9 789
628 RUBBER ARTICLES NES	110	621	284	605 INDUSTRIAL PLANT,CHAP 73	12 709	6 092	2 734
651 TEXTILE YARN AND THREAD	851	542	247	607 INDUSTRIAL PLANT,CHAP 82	46	1 694	773
652 COTTON FABRICS,WOVEN	730	700	333	611 LEATHER	106	836	371
657 SPECIAL TEXTILE ETC PROD	11 473	2 200	1 019	612 LEATHER ETC MANUFACTURES	18	73	34
659 FLOOR COVERINGS ETC	5 678	1 549	713	621 MATERIALS OF RUBBER	799	1 585	712
661 CEMENT ETC BUILDING PROD	653	470	212	625 RUBBER TYRES,TUBES	9 983	6 545	3 006
663 OTH NONMETAL MINERAL MFS	109	130	57	628 RUBBER ARTICLES NES	9 609	8 183	3 470
664 GLASS	337	259	122	634 VENEERS,PLYWOOD,ETC	1 733	1 490	661
665 GLASSWARE	5 191	2 902	1 299	635 WOOD MANUFACTURES NES	2 563	614	276
666 POTTERY	1 777	1 819	807	641 PAPER AND PAPERBOARD	3 170	2 392	1 060
667 PEARL,PREC-,SEMI-P STONE	6	138	60	642 ARTICLES OF PAPER ETC	1 495	2 264	999
681 SILVER,PLATINUM,ETC	269	21 037	9 267	651 TEXTILE YARN AND THREAD	5 413	7 399	3 222
682 COPPER EXC CEMENT COPPER	367	378	179	652 COTTON FABRICS,WOVEN	1 278	2 547	1 118
684 ALUMINIUM	402	308	129	653 WOVN MAN-MADE FIB FABRIC	343	1 537	676
685 LEAD	650	151	68	654 OTH WOVN TEXTILE FABRIC	19	203	88
689 NON-FER BASE METALS NES	127	145	65	655 KNIT ETC FABRICS	161	521	229
697 BASE MTL HOUSEHOLD EQUIP	714	969	438	657 SPECIAL TEXTILE ETC PROD	1 458	3 493	1 544
699 OTHER METAL MANUFACTURES	1 017	454	202	658 TEXTILE ARTICLES NES	44	177	75
713 INTRNL COMBUS PISTN ENGN	7 320	5 459	2 453	661 CEMENT ETC BUILDING PROD	10 583	645	296
716 ROTATING ELECTRIC PLANT	336	859	374	662 CLAY,REFRACTORY BLDG PRD	59 867	10 321	4 501
743 PUMPS NES,CENTRIFUGES ETC	87	331	148	663 OTH NONMETAL MINERAL MFS	7 851	6 393	2 850
749 NONELEC MACH PTS,ACC NES	286	1 019	452	664 GLASS	3 429	1 708	764
751 OFFICE MACHINES	483	2 041	900	665 GLASSWARE	1 688	3 282	1 454
752 AUTOMTIC DATA PROC EQUIP	162	1 260	598	666 POTTERY	349	1 197	523
759 OFFICE & ADP MCH PTS,ACC	69	2 454	1 075	667 PEARL,PREC-,SEMI-P STONE		244	105
764 TELECOM EQPT,PTS,ACC NES	11	194	85	671 PIG IRON ETC	52 062	1 935	891
771 ELECTRIC POWER MACHY NES	19	283	126	672 IRON,STL PRIMARY FORMS	1 285 981	85 036	36 447
772 SWITCHGEAR ETC & PTS NES	177	3 396	1 500	673 IRON AND STEEL SHAPES	407 308	44 367	20 030
773 ELECTR DISTRIBUTING MACH	2	72	33	674 IRN,STL UNIV,PLATE,SHEET	1 335 304	130 910	58 566
775 HOUSEHOLD TYPE EQUIP NES	37	80	40	675 IRON,STEEL HOOP,STRIP	130 948	17 800	7 951
776 TRANSISTORS,VALVES,ETC	16	888	391	676 RAILWAY RAILS ETC IRN,STL	252 956	21 930	9 793
778 ELECTRICAL MACHINERY NES	596	5 212	2 288	677 IRN,STL WIRE EXCL W ROD	40 610	9 871	4 350
781 PASS MOTOR VEH EXC BUSES	67 040	57 665	24 849	678 IRON,STL TUBES,PIPES,ETC	2 401 412	313 474	136 877
784 MOTOR VEHCL PTS,ACC NES	28 781	14 271	6 321	679 IRN,STL CASTINGS,UNWORKE	3 683	2 276	1 010
785 MOTOR & OTHER CYCLES ETC	50	273	123	681 SILVER,PLATINUM,ETC	1	1 301	587
812 PLUMB,HEATING,LIGHTING EGU	236	448	200	682 COPPER EXC CEMENT COPPER	7 920	6 148	2 771
842 PENS OUTERWEAR NOT KNIT	795	1 529	692	683 NICKEL	2 409	7 318	3 368
843 WOMENS OUTERWEAR NONKNIT	66	1 035	466	684 ALUMINIUM	5 422	3 429	1 516
845 OUTERWEAR KNIT NONELASTC	16	39	38	686 ZINC	213	143	65
848 HEADGEAR,NONXTL CLOTHING	356	872	379	689 NON-FER BASE METALS NES	49	417	182
851 FOOTWEAR	429	771	343	691 STRUCTURES AND PARTS NES	34 687	20 072	8 959
874 MEASURING,CONTROLLING INSTR	30	193	87	692 METAL TANKS,BOXES,ETC	3 197	1 604	709
892 PRINTED MATTER	13	96	42	693 WIRE PRODUCTS NON-ELECTR	1 798	2 164	946
893 ARTICLES OF PLASTIC NES	282	275	124	694 STL,COPPR NAILS,NUTS,ETC	1 297	1 951	869
894 TOYS,SPORTING GOODS,ETC	1 804	2 485	1 106	695 TOOLS	18 042	43 745	19 324
895 OFFICE SUPPLIES NES	16	309	135	696 CUTLERY	301	2 563	1 155
896 WORKS OF ART ETC	22	1 117	449	697 BASE MTL HOUSEHOLD EQUIP	1 044	1 042	457
897 GOLD,SILVER WARE,JEWELRY	98	620	277	699 OTHER METAL MANUFACTURES	29 917	32 083	14 171
898 MUSICAL INSTRUMENTS,PTS	112	505	212	700 INDUSTRIAL PLANT,CHAP 85	41 527	109 513	49 359
899 OTHER MANUFACTURED COODS	103	163	73	703 INDUSTRIAL PLANT,CHAP 84	9	188	84
				711 STEAM BOILERS & AUX PLNT	2 499	3 951	1 723
				712 STEAM ENGINES,TURBINES	746	10 236	4 568
				713 INTRNL COMBUS PISTN ENGN	35 650	49 184	21 915
				714 ENGINES & MOTORS NES	8 249	12 552	5 643
				716 ROTATING ELECTRIC PLANT	3 715	10 442	4 584

7 IMPORTS AND EXPORTS (SPECIAL TRADE) BY COUNTRIES OF PRODUCTION AND CONSUMPTION AND BY GROUPS OF THE SITC-REV. II 1981

GROUP DESCRIPTION	DT = 100 KG	1 000 DM	1 000 \$	GROUP DESCRIPTION	DT = 100 KG	1 000 DM	1 000 \$
718 OTH POWER GENERATG MACHY	240	2 077	931	651 TEXTILE YARN AND THREAD	101	78	36
721 AGRIC MACHY,EXC TRACTORS	19 588	30 037	12 905	652 COTTON FABRICS,WOVEN	359	618	287
723 CIVIL ENGINEERG EQUIP ETC	23 826	33 636	14 384	653 WOVN MAN-MADE FIB FABRIC	159	360	161
724 TEXTILE,LEATHER MACHNRY	70 273	200 764	89 929	759 OFFICE & ADP MCH PTS,ACC		76	35
725 PAPER ETC MILL MACHINERY	9 943	27 164	12 128	843 WOMENS OUTERWEAR NONKNIT	75	700	310
726 PRINTG,BK BINDG MACHY,PTS	15 975	56 909	25 078	848 HEADGEAR,NONTXTL CLOTHNG	129	99	41
727 FOOD MACHRY NON-DOMESTIC	4 217	13 800	6 297				
728 OTH MACHY FOR SPCL INDUS	69 476	135 351	60 322	EXPORTS	342 199	175 584	78 102
736 MACHINE TOOLS FOR METAL	44 874	133 765	60 308				
737 METALWORKING MACHNRY NES	13 990	27 633	12 216	048 CEREAL ETC PREPARATIONS	1 872	219	93
741 HEATING,COOLING EQUIPMNT	18 934	52 126	23 065	061 SUGAR AND HONEY	2 217	174	76
742 PUMPS FOR LIQUIDS ETC	3 752	15 967	7 024	081 FEEDING STUFF FOR ANRLS	1 926	1 782	753
743 PUMPS NES,CENTRIFUGES ETC	13 334	49 653	22 113	233 RUBBER,SYNTHTIC,RECLAMD	4 007	1 339	597
744 MECHANICAL HANDLING EQU	50 180	69 597	30 870	278 OTHER CRUDE MINERALS	5 164	191	84
745 NONELEC MACHY,TOOLS NES	7 936	34 637	15 190	292 CRUDE VEG MATERIALS NES	238	252	114
749 NONELEC MACH PTS,ACC NES	17 782	47 887	21 346	334 PETROLEUM PRODUCTS,REFIN	254	145	59
751 OFFICE MACHINES	1 189	8 350	3 694	335 RESIDUAL PETRLM PROD NES	22 952	3 215	1 429
752 AUTOMATIC DATA PROC EQUIP	273	6 174	2 697	424 FIXED VEG OIL NONSOFT	881	176	76
759 OFFICE & ADP MCH PTS,ACC	3 076	11 991	5 380	431 PROCESD ANML VEG OIL,ETC	373	94	41
761 TELEVISION RECEIVERS	4	386	172	511 HYDROCARBONS NES,DERIVS	655	202	86
762 RADIO BROADCAST RECEIORS	265	2 604	1 171	512 ALCOHOLS,PHENOLS,ETC	622	337	151
763 SOUND RECORDRS,PHONOGRPH	263	1 554	688	513 ORGANIC ACIDS,ETC	2 057	682	291
764 TELECOM EQPT,PTS,ACC NES	2 207	37 958	16 792	514 NITROGEN-FUNCTN COMPOUNDS	1 684	1 678	724
771 ELECTRIC POWER MACHY NES	7 107	13 308	5 845	515 ORG-INORG COMPOUNDS ETC	8 433	15 222	6 700
772 SWITCHGEAR ETC & PTS NES	17 459	67 353	30 084	516 OTHER ORGANIC CHEMICALS	1 405	903	414
773 ELECTR DISTRIBUTING MACH	4 303	5 169	2 287	522 INORG ELEPMNTS,OXIDES,ETC	6 225	1 223	541
774 ELECTRO-MECL,XRAY EQUIP	1 591	36 120	15 733	523 OTHR INORGANIC CHEMICALS	8 131	1 181	516
775 HOUSEHOLD TYPE EQUIP NES	308	925	416	531 SYNT DYE,NAT INDGO,LAKES	1 057	4 199	1 865
776 TRANSISTORS,VALVES,ETC	56	5 970	2 616	532 DYES NES,TANNING PRODS	3 113	591	257
778 ELECTRICAL MACHINERY NES	12 486	26 946	12 002	533 PIGMENTS,PAINTS,ETC	1 647	1 450	642
781 PASS MOTOR VEH EXC BUSES	2 750	8 756	3 843	541 MEDICINAL ETC PRODUCTS	1 363	6 901	3 052
782 LORRIES,SPCL MTR VEH NES	4 425	8 039	3 432	551 ESSENTL OIL,PERFUME,ETC	191	901	392
784 MOTOR VEHCL PTS,ACC NES	713 339	570 272	251 192	553 PERFUMERY,COSMETICS,ETC	168	206	91
785 MOTOR & OTHER CYCLES ETC	130	423	195	554 SOAPS,CLEANING ETC PREPS	4 788	1 706	749
786 VEH NES NONMOTR,TRAILERS	675	546	252	562 FERTILIZERS MANUFACTURED	7 047	372	156
791 RAILWAY VEHICLES	369	949	403	572 EXPLOSIVES,PYROTECH PROD	7	100	42
792 AIRCRAFT	40	6 785	2 856	582 PROD OF CONDENSATION ETC	7 887	2 841	1 257
793 SHIPS AND BOATS	76 291	54 816	22 841	583 PROD OF POLYMERIZING ETC	16 173	4 483	1 973
801 INDUSTRIAL PLANT,CHAP 90	19	1 222	564	584 CELLULOSE DERIVATIVES ETC	760	538	234
812 PLUMBING,HEATING,LGHTNG EQU	202	630	275	591 PESTICIDES,DISINFECTANTS	19 578	15 198	6 498
821 FURNITURE	466	1 108	481	592 STARCH,INULIN,GLUTEN,ETC	106	97	46
831 TRAVEL GOODS,HANDBAGS	50	146	60	598 MISC CHEMICAL PRODS NES	3 184	2 339	1 024
842 MENS OUTERWEAR NOT KNIT	1 584	2 231	934	605 INDUSTRIAL PLANT,CHAP 73	49 003	6 453	2 951
843 WOMENS OUTERWEAR NONKNIT	3	89	35	621 MATERIALS OF RUBBER	315	196	85
845 OUTERWEAR KNIT NONELASTC	11	210	90	625 RUBBER TYRES,TUBES	160	150	67
846 UNDERWEAR KNITTED	53	1 008	440	628 RUBBER ARTICLES NES	245	554	243
847 TXTL CLTHNG ACCESSRYS NES	6	111	49	635 WOOD MANUFACTURES NES	49	101	44
871 OPTICAL INSTRUMENTS	310	11 864	5 272	641 PAPER AND PAPERBOARD	782	341	155
872 MEDICAL INSTRUMENTS NES	640	16 270	7 197	642 ARTICLES OF PAPER ETC	894	1 136	507
873 METERS & COUNTERS NES	71	1 137	499	651 TEXTILE YARN AND THREAD	4 143	3 201	1 450
874 MEASURING,CONTROLLNG INSTR	3 884	42 666	18 995	652 COTTON FABRICS,WOVEN	27	105	48
881 PHOTO APPAR & EQUIPT NES	2 046	24 363	10 682	654 OTH WOVN TEXTILE FABRIC	18	71	31
882 PHOTO,CINEMA SUPPLIES	2 878	7 424	3 283	657 SPECIAL TEXTILE ETC PROD	265	529	230
883 DEVELOPED CINEMA FILM	2	78	33	667 OTH NONMETAL MINERAL WFS	598	581	250
884 OPTICAL GOODS NES	59	5 133	2 227	664 GLASS	698	103	47
885 WATCHES AND CLOCKS	451	5 800	2 545	665 GLASSWARE	632	764	339
892 PRINTED MATTER	1 698	2 675	1 177	672 IRON,STL PRIMARY FORMS	36 451	1 973	842
893 ARTICLES OF PLASTIC NES	1 261	2 953	1 317	673 IRON AND STEEL SHAPES	9 226	610	276
894 TOYS,SPORTING GOODS,ETC	1 998	5 115	2 294	674 IRN,STL UNIV,PLATE,SHEET	45 465	4 847	2 121
895 OFFICE SUPPLIES NES	854	6 234	2 741	675 IRON,STEEL HOOF,STRIP	4 397	496	220
897 GOLD,SILVER WARE,JEWELRY	1	5 034	2 281	677 IRN,STL WIRE EXCL W ROD	4 077	559	241
898 MUSICAL INSTRUMENTS,PTS	766	3 585	1 589	678 IRON,STL TUBES,PIPES,ETC	1 113	386	178
899 OTHER MANUFACTURED GOODS	451	3 167	1 412	684 ALUMINIUM	772	788	377
951 WAR FIREARMS,AMMUNITION	116	967	408	692 METAL TANKS,BOXES,ETC	445	691	303
971 GOLD,NON MONETARY NES	2	485	223	693 WIRE PRODUCTS NON ELECTR	467	211	92
				694 STL,COPPR NAILS,NUTS,ETC	504	225	101
BERMUDA				695 TOOLS	862	1 283	567
IMPORTS	1 871	4 585	1 936	696 CUTLERY	132	299	130
				697 BASE MTL HOUSEHOLD EQUIP	298	378	162
533 PIGMENTS,PAINTS,ETC	150	393	170	699 OTHER METAL MANUFACTURES	825	939	407
793 SHIPS AND BOATS	1 510	4 000	1 684	700 INDUSTRIAL PLANT,CHAP 84	853	3 762	1 791
EXPORTS	82 149	50 952	23 625	703 INDUSTRIAL PLANT,CHAP 85	850	1 530	702
				711 STEAM BOILERS & AUX PLNT	201	593	250
022 MILK AND CREAM	2 078	321	145	713 INTRNL COMBUS PISTN ENGN	275	708	310
112 ALCOHOLIC BEVERAGES	8 869	1 569	682	716 ROTATING ELECTRIC PLANT	491	1 107	495
553 PERFUMERY,COSMETICS,ETC	101	77	33	718 OTH POWER GENERATG MACHY	13	288	128
665 GLASSWARE	102	156	72	721 AGRIC MACHY,EXC TRACTORS	95	126	54
666 POTTERY	181	1 044	461	722 TRACTORS NON-ROAD	1 032	878	367
696 CUTLERY	5	74	34	723 CIVIL ENGINEERG EQUIP ETC	117	128	60
725 PAPER ETC MILL MACHINERY	39	99	44	724 TEXTILE,LEATHER MACHNRY	1 064	4 220	1 893
764 TELECOM EQPT,PTS,ACC NES	10	232	100	725 PAPER ETC MILL MACHINERY	154	332	144
781 PASS MOTOR VEH EXC BUSES	516	691	313	726 PRINTG,BK BINDG MACHY,PTS	308	1 162	507
784 MOTOR VEHCL PTS,ACC NES	124	276	120	727 FOOD MACHRY NON-DOMESTIC	53	172	74
793 SHIPS AND BOATS	68 260	44 179	20 635	728 OTH MACHY FOR SPCL INDUS	1 036	2 580	1 151
885 WATCHES AND CLOCKS	19	176	78	736 MACHINE TOOLS FOR METAL	125	536	240
894 TOYS,SPORTING GOODS,ETC	12	68	30	737 METALWORKING MACHNRY NES	36	72	31
897 GOLD,SILVER WARE,JEWELRY		1 026	460	741 HEATING,COOLING EQUIPMNT	257	563	252
				742 PUMPS FOR LIQUIDS ETC	51	269	118
GUATEMALA				743 PUMPS NES,CENTRIFUGES ETC	312	984	438
IMPORTS	448 316	207 296	92 491	744 MECHANICAL HANDLING EQU	265	586	260
				745 NONELEC MACHY,TOOLS NES	643	2 735	1 209
057 FRUIT,NUTS,FRESH,DRIED	52 963	5 621	2 559	749 NONELEC MACH PTS,ACC NES	143	505	215
061 SUGAR AND HONEY	23 689	5 895	2 624	751 OFFICE MACHINES	104	304	136
071 COFFEE AND SUBSTITUTES	209 379	137 327	61 040	752 AUTOMATIC DATA PROC EQUIP	6	96	41
075 SPICES	1 839	1 593	720	759 OFFICE & ADP MCH PTS,ACC	1	117	50
121 TOBACCO UNMNFCTDR,REFUSE	5 415	4 064	1 762	764 TELECOM EQPT,PTS,ACC NES	258	1 697	742
222 SEEDS FOR SOFT FIXED OIL	6 950	1 680	743	771 ELECTRIC POWER MACHY NES	77	196	83
247 OTH WOOD ROUGH,SQUARED	1 308	151	75	772 SWITCHGEAR ETC & PTS NES	440	1 953	876
263 COTTON	125 308	30 037	13 678	773 ELECTR DISTRIBUTING MACH	583	465	204
287 BASE METAL ORES,CONC NES	11 327	12 980	5 719	774 ELECTRO-MECL,XRAY EQUIP	95	880	375
288 NONFERR METAL SCRAP NES	2 036	176	87	778 ELECTRICAL MACHINERY NES	1 509	1 754	766
292 CRUDE VEG MATERIALS NES	5 879	2 605	1 165	781 PASS MOTOR VEH EXC BUSES	4 323	7 078	3 133
				782 LORRIES,SPCL MTR VEH NES	755	414	188
				784 MOTOR VEHCL PTS,ACC NES	797	2 880	1 283
				785 MOTOR & OTHER CYCLES ETC	106	75	31

7 IMPORTS AND EXPORTS (SPECIAL TRADE) BY COUNTRIES OF PRODUCTION AND CONSUMPTION AND BY GROUPS OF THE SITC-REV. II 1981

GROUP DESCRIPTION	DT = 100 KG	1 000 DM	1 000 \$	GROUP DESCRIPTION	DT = 100 KG	1 000 DM	1 000 \$
786 VEH NES NONMOTR,TRAILERS	109	90	40	725 PAPER ETC MILL MACHINERY	59	110	49
791 RAILWAY VEHICLES	157	208	84	726 PRINTG,BKBNNG MACHY,PTS	216	1 167	565
801 INDUSTRIAL PLANT,CHAP 90	329	8 188	3 955	728 OTH MACHY FOR SPCL INDUS	297	87	382
802 INDUSTRIAL PLANT,CHAP 94	352	3 622	1 755	736 MACHINE TOOLS FOR METAL	58	208	87
812 PLUMBNG,HEATING,LGHTNG EQU	69	230	97	741 HEATING,COOLING EQUIPMNT	95	135	65
821 FURNITURE	68	176	73	742 PUMPS FOR LIQUIDS ETC	79	212	89
845 OUTERWEAP KNIT NONELASTIC	15	162	67	743 PUMPS NES,CENTRIFUGES ETC	61	162	71
871 OPTICAL INSTRUMENTS	4	272	117	744 MECHANICAL HANDLING EQU	2 825	4 503	1 944
872 MEDICAL INSTRUMENTS NES	56	967	405	745 NONELEC MACHY,TOOLS NES	201	390	171
874 MEASURNNG,CONTROLNG INSTR	179	1 021	448	749 NONELEC MACH PTS,ACC NES	62	252	107
881 PHOTO APPAR & EQUIPT NES	16	155	68	751 OFFICE MACHINES	146	409	180
882 PHOTO,CINEMA SUPPLIES	235	407	181	764 TELECOM EQPT,PTS,ACC NES	175	3 006	1 264
884 OPTICAL GOODS NES		88	38	772 SWITCHGEAR ETC & PTS NES	53	165	71
885 WATCHES AND CLOCKS	12	130	51	773 ELECTR DISTRIBUTING MACH	169	121	52
892 PRINTED MATTER	531	2 015	956	778 ELECTRICAL MACHINERY NES	28	104	40
893 ARTICLES OF PLASTIC NES	351	690	304	781 PASS MOTOR VEH EXC BUSES	381	736	318
894 TOYS,SPORTING GOODS,ETC	70	137	57	782 LORRIES,SPCL MTR VEH NES	444	173	79
895 OFFICE SUPPLIES NES	350	1 274	556	784 MOTOR VEHCL PTS,ACC NES	900	1 766	772
897 GOLD,SILVER WARE,JEWELRY		417	185	872 MEDICAL INSTRUMENTS NES	48	158	69
898 MUSICAL INSTRUMENTS,PTS	57	377	159	874 MEASURNNG,CONTROLNG INSTR	77	310	130
899 OTHER MANUFACTURED GOODS	75	237	98	882 PHOTO,CINEMA SUPPLIES	130	268	117
				893 ARTICLES OF PLASTIC NES	175	208	90
				895 OFFICE SUPPLIES NES	153	393	167
				897 GOLD,SILVER WARE,JEWELRY	132		54
BELIZE				EL SALVADOR			
IMPORTS	6 914	2 310	1 013	IMPORTS	746 610	463 776	206 735
058 FRUIT PRESERVED,PREPARED	4 072	1 306	568	057 FRUIT,NUTS,FRESH,DRIED	5 341	1 426	628
247 OTH WOOD ROUGH,SQUARED	2 506	327	140	061 SUGAR AND HONEY	19 642	4 152	1 862
842 MENS OUTERWEAR NOT KNIT	287	632	286	071 COFFEE AND SUBSTITUTES	711 119	448 299	199 819
EXPORTS	2 826	1 651	717	121 TOBACCO UNMNFCTRD,REFUSE	129	115	51
022 MILK AND CREAM	891	170	75	263 COTTON	3 650	774	345
111 NON-ALCOHL BEVERAGES NES	397	71	30	292 CRUDE VEG MATERIALS NES	258	1 130	505
722 TRACTORS NON-ROAD	544	645	285	651 TEXTILE YARN AND THREAD	6 014	4 492	2 016
751 OFFICE MACHINES	13	70	31	658 TEXTILE ARTICLES NES	114	263	125
REP HONDURAS				776 TRANSISTORS,VALVES,ETC	66	2 679	1 191
IMPORTS	1 064 804	163 484	72 663	941 ZOO ANIMALS,PETS	3	109	49
057 FRUIT,NUTS,FRESH,DRIED	766 308	88 572	39 735	EXPORTS	212 513	51 838	22 801
058 FRUIT PRESERVED,PREPARED	7 859	1 565	702	022 MILK AND CREAM	297	116	54
061 SUGAR AND HONEY	3 492	754	341	061 SUGAR AND HONEY	3 477	343	148
071 COFFEE AND SUBSTITUTES	81 474	51 075	22 407	081 FEEDING STUFF FOR ANIMLS	824	84	37
121 TOBACCO UNMNFCTRD,REFUSE	358	369	161	253 RUBBER,SYNTHTIC,RECLAIND	1 925	687	303
122 TOBACCO MFPS	18	232	100	292 CRUDE VEG MATERIALS NES	191	170	75
222 SEEDS FOR*SOFT*FIXED OIL	1 430	254	114	335 RESIDUAL PETRLM PROD NES	4 926	642	279
248 WOOD SHAPED	15 019	2 500	1 126	431 PROCESD ANML VEG OIL,ETC	283	80	35
287 BASE METAL ORES,CONC NES	124 233	8 100	3 552	511 HYDROCARBONS NES,DERIVS	1 219	466	205
288 NONFERR METAL SCRAP NES	945	115	47	512 ALCOHOLS,PHENOLS,ETC	589	140	62
292 CRUDE VEG MATERIALS NES	607	479	208	513 ORGANIC ACIDS,ETC	3 407	1 519	659
598 MISC CHEMICAL PRODS NES	36 008	7 991	3 535	514 NITROGEN-FUNCTN COMPOUNDS	505	1 153	512
635 WOOD MANUFACTURES NES	1 105	232	101	515 ORG-INORG COMPOUNDS ETC	787	2 053	927
793 SHIPS AND BOATS	25 760	1 010	428	516 OTHER ORGANIC CHEMICALS	187	195	91
EXPORTS	206 368	45 320	19 871	522 INORG ELEMNTS,OXIDES,ETC	3 689	548	242
081 FEEDING STUFF FOR ANIMLS	332	1 263	586	523 OTHR INORGANIC CHEMICALS	4 087	606	261
233 RUBBER,SYNTHTIC,RECLAIND	4 053	1 226	537	531 SYNT DYE,NAT INDGO,LAKES	749	2 821	1 246
274 SULPHUR ETC	5 050	155	72	532 DYES NES,TANNING PRODS	1 050	189	80
334 PETROLEUM PRODUCTS,REFIN	327	134	58	533 PIGMENTS,PAINTS,ETC	446	441	193
335 RESIDUAL PETRLM PROD NES	7 127	1 217	566	541 MEDICINAL ETC PRODUCTS	797	7 486	3 114
512 ALCOHOLS,PHENOLS,ETC	55	78	34	551 ESSENTL OIL,PERFUME,ETC	67	279	123
514 NITROGEN-FUNCTN COMPOUNDS	253	157	68	553 PERFUMERY,COSMETICS,ETC	181	122	51
515 ORG-INORG COMPOUNDS ETC	334	331	141	554 SOAPS,CLEANING ETC PRFP	2 683	833	364
516 OTHER ORGANIC CHEMICALS	75	72	32	562 FERTILIZERS MANUFACTURED	124 157	2 644	1 189
522 INORG ELEMNTS,OXIDES,ETC	2 565	382	167	562 PROD OF CONDENSATION ETC	1 941	906	401
523 OTHR INORGANIC CHEMICALS	6 721	374	170	583 PROD OF POLYMERIZING ETC	14 791	4 021	1 740
531 SYNT DYE,NAT INDGO,LAKES	275	945	414	584 CELLULOSE DERIVATIVES ETC	197	145	62
532 DYES NES,TANNING PRODS	1 544	339	149	591 PESTICIDES,DISINFECTANTS	7 413	4 668	2 023
533 PIGMENTS,PAINTS,ETC	471	480	214	598 MISC CHEMICAL PRODS NES	1 855	1 140	508
541 MEDICINAL ETC PRODUCTS	684	4 178	1 847	628 RUBBER ARTICLES NES	166	397	175
551 ESSENTL OIL,PERFUME,ETC	53	256	128	641 PAPER AND PAPERBOARD	3 199	811	348
553 PERFUMERY,COSMETICS,ETC	78	189	84	642 ARTICLES OF PAPER ETC	218	254	109
554 SOAPS,CLEANING ETC PRFP	388	199	86	651 TEXTILE YARN AND THREAD	14	76	32
562 FERTILIZERS MANUFACTURED	117 061	3 683	1 596	657 SPECIAL TEXTILE ETC PROD	137	147	63
582 PROD OF CONDENSATION ETC	690	309	135	658 TEXTILE ARTICLES NES	47	106	46
583 PROD OF POLYMERIZING ETC	15 629	3 424	1 450	663 OTH NONMETAL MINERAL MFS	514	266	114
591 PESTICIDES,DISINFECTANTS	1 788	881	419	673 IRGN AND STEEL SHAPES	2 795	278	125
598 MISC CHEMICAL PRODS NES	1 311	755	331	674 IRN,STL UNIV,PLATE,SHEET	9 350	842	385
628 RUBBER ARTICLES NES	120	281	128	675 IRN,STEEL HOOP,STRIP	942	109	48
641 PAPER AND PAPERBOARD	102	73	34	677 IRN,STL WIRE EXCL W ROD	3 347	477	212
642 ARTICLES OF PAPER ETC	386	523	229	684 ALUMINIUM	428	380	169
657 SPECIAL TEXTILE ETC PROD	109	103	45	694 STL,COPPR NAILS,NUTS,ETC	131	113	51
661 CEMENT ETC BUILDING PROD	10 426	197	86	695 TOOLS	349	546	241
663 OTH NONMETAL MINERAL MFS	175	109	50	696 CUTLERY	12	63	31
664 GLASS	1 053	224	99	697 BASE MTL HOUSEHOLD EQUIP	309	320	135
673 IRN AND STEEL SHAPES	3 374	456	199	699 OTHER METAL MANUFACTURES	408	586	256
674 IRN,STL UNIV,PLATE,SHEET	2 776	256	110	713 INTRNL COMBUS FISTN ENGN	111	325	144
675 IRN,STEEL HOOP,STRIP	1 523	191	82	721 AGRIC MACHY,EXC TRACTORS	144	311	140
677 IRN,STL WIRE EXCL W ROD	6 837	900	395	724 TEXTILE,LEATHER MACHNRY	59	700	306
687 TIN	20	63	30	725 PAPER ETC MILL MACHINERY	41	78	34
691 STRUCTURES AND PARTS NES	1 073	548	261	726 PRINTG,BKBNNG MACHY,PTS	48	211	95
693 WIRE PRODUCTS NON ELECTR	310	96	43	727 FOOD MACHRY NON-DOMESTIC	29	175	78
694 STL,COPPR NAILS,NUTS,ETC	176	100	48	728 OTH MACHY FOR SPCL INDUS	134	474	205
695 TOOLS	263	468	206	743 PUMPS NES,CENTRIFUGES ETC	44	163	73
696 CUTLERY	54	196	83	744 MECHANICAL HANDLING EQU	32	137	60
697 BASE MTL HOUSEHOLD EQUIP	115	88	36	745 NONELEC MACHY,TOOLS NES	217	557	246
699 OTHER METAL MANUFACTURES	179	225	90	749 NONELEC MACH PTS,ACC NES	78	406	179
713 INTRNL COMBUS FISTN ENGN	40	123	52	751 OFFICE MACHINES	52	163	73
721 AGRIC MACHY,EXC TRACTORS	1 176	484	201	764 TELECOM EQPT,PTS,ACC NES	29	869	362
722 TRACTORS NON-ROAD	663	534	239	771 ELECTRICAL POWER MACHY NES	77	79	34
723 CIVIL ENGINEERG EQUIP ETC	180	128	57	772 SWITCHGEAR ETC & PTS NES	84	632	280
724 TEXTILE,LEATHER MACHNRY	177	550	247	773 ELECTR DISTRIBUTING MACH	1 114	1 072	490
				778 ELECTRICAL MACHINERY NES	161	542	237
				781 PASS MOTOR VEH EXC BUSES	51	100	45

## 7 IMPORTS AND EXPORTS (SPECIAL TRADE) BY COUNTRIES OF PRODUCTION AND CONSUMPTION AND BY GROUPS OF THE SITC-REV. II 1981

GROUP DESCRIPTION	DT = 100 KG	1 000 DM	1 000 \$	GROUP DESCRIPTION	DT = 100 KG	1 000 DM	1 000 \$
784 MOTOR VEHCL PTS,ACC NES	502	1 124	494	EXPORTS	164 745	71 824	31 850
872 MEDICAL INSTRUMENTS NES	14	329	143				
874 MEASURING,CONTROLLING INSTR	16	287	133	048 CEREAL ETC PREPARATIONS	756	70	31
882 PHOTO,CINEMA SUPPLIES	150	348	152	054 VEG ETC FRSH,SMPLY PRSVD	182	607	279
884 OPTICAL GOODS NES		198	86	061 SUGAR AND HONEY	3 627	276	120
885 WATCHES AND CLOCKS	1	141	60	081 FEEDING STUFF FOR ANIMALS	1 774	2 731	1 265
892 PRINTED MATTER	178	218	94	112 ALCOHOLIC BEVERAGES	121	100	49
893 ARTICLES OF PLASTIC NES	107	256	107	233 RUBBER,SYNTHETIC,RECLAIMD	470	174	75
895 OFFICE SUPPLIES NES	166	373	157	274 SULPHUR ETC	2 895	123	56
NICARAGUA				278 OTHER CRUDE MINERALS	1 087	101	47
IMPORTS	157 234	80 155	35 611	292 CRUDE VEG MATERIALS NES	205	125	52
071 COFFEE AND SUBSTITUTES	100 023	62 702	27 751	334 PETROLEUM PRODUCTS,REFIN	302	123	53
121 TOBACCO UNMFACTRD,REFUSE	76	239	107	335 RESIDUAL PETRLM PROD NES	9 960	1 847	828
222 SEEDS FOR SOFT*FIXED OIL	20 407	5 385	2 382	423 FIRED VEG OILS,SOFT	1 000	154	62
263 COTTON	34 250	10 629	4 842	431 PROCESD ANML VEG OIL,ETC	806	208	92
288 NONFERR METAL SCRAP NES	426	85	37	511 HYDROCARBONS NES,DERIVS	446	112	48
292 CRUDE VEG MATERIALS NES	61	75	35	512 ALCOHOLS,PHENOLS,ETC	916	306	130
598 MISC CHEMICAL PRODS NES	1 458	298	122	513 ORGANIC ACIDS,ETC	6 089	1 506	653
EXPORTS	121 222	56 200	24 748	514 NITROGEN-FUNCTN COMPOUNDS	640	259	110
041 WHEAT ETC UNMILLED	30 000	1 184	503	515 ORG-INORG COMPOUNDS ETC	275	494	226
042 RICE	6 897	667	300	516 OTHER ORGANIC CHEMICALS	187	154	63
048 CEREAL ETC PREPARATIONS	8 322	768	347	522 INORG ELEMNTS,OXIDES,ETC	3 752	588	251
054 VEG ETC FRSH,SMPLY PRSVD	47	85	39	523 OTHR INORGANIC CHEMICALS	6 349	762	336
233 RUBBER,SYNTHETIC,RECLAIMD	830	388	173	531 SYNT DYE,NAT INDOGO,LAKES	228	759	338
334 PETROLEUM PRODUCTS,REFIN	349	97	44	532 DYES NES,TANNING PRODS	4 508	787	338
431 PROCESD ANML VEG OIL,ETC	620	171	75	533 PIGMENTS,PAINTS,ETC	1 018	741	327
514 NITROGEN-FUNCTN COMPOUNDS	132	106	46	541 MEDICINAL ETC PRODUCTS	1 195	3 429	1 557
515 ORG-INORG COMPOUNDS ETC	204	341	150	551 ESSENTL OIL,PERFUME,ETC	182	405	183
516 OTHER ORGANIC CHEMICALS	366	158	64	554 SOAPS,CLEANING ETC PREPS	1 109	433	198
522 INORG ELEMNTS,OXIDES,ETC	2 866	356	158	562 FERTILIZERS MANUFACTURED	18 966	882	375
523 OTHR INORGANIC CHEMICALS	2 897	321	143	582 PROD OF CONDENSATION ETC	15 035	2 788	1 197
531 SYNT DYE,NAT INDOGO,LAKES	107	494	214	583 PROD OF POLYMERIZING ETC	20 378	4 443	1 903
533 PIGMENTS,PAINTS,ETC	177	220	100	584 CELLULOSE DERIVATIVES ETC	192	142	62
541 MEDICINAL ETC PRODUCTS	331	1 921	862	585 PLASTIC MATERIALS NES	186	80	37
551 ESSENTL OIL,PERFUME,ETC	23	106	47	591 PESTICIDES,DISINFECTANTS	5 454	3 365	1 547
554 SOAPS,CLEANING ETC PREPS	352	159	66	592 STARCH,INULIN,GLUTEN,ETC	168	136	59
562 FERTILIZERS MANUFACTURED	10 724	745	310	598 MISC CHEMICAL PRODS NES	3 209	1 855	833
583 PROD OF POLYMERIZING ETC	17 644	3 704	1 644	628 RUBBER ARTICLES NES	124	307	139
591 PESTICIDES,DISINFECTANTS	3 763	3 958	1 726	641 PAPER AND PAPERBOARD	856	345	149
598 MISC CHEMICAL PRODS NES	599	573	246	642 ARTICLES OF PAPER ETC	121	188	80
628 RUBBER ARTICLES NES	67	124	53	651 TEXTILE YARN AND THREAD	98	76	35
642 ARTICLES OF PAPER ETC	280	312	138	657 SPECIAL TEXTILE ETC PROD	41	122	52
658 TEXTILE ARTICLES NES	41	106	51	662 CLAY,REFRACTORY BLDG PRD	1 320	106	48
663 OTH NONMETAL MINERAL MFS	73	75	30	663 OTH NONMETAL MINERAL MFS	323	413	182
674 IRN,STL UNIV,PLATE,SHEET	6 954	697	310	665 GLASSWARE	232	408	176
677 IRN,STL WIRE EXCL W ROD	677	126	58	673 IRON AND STEEL SHAPES	1 933	231	97
684 ALUMINIUM	845	661	297	674 IRN,STL UNIV,PLATE,SHEET	26 618	4 797	2 148
694 STL,COPPR NAILS,NUTS,ETC	99	72	33	675 IRON,STEEL HOOP,STRIP	1 639	316	143
695 TOOLS	168	315	140	677 IRN,STL WIRE EXCL W ROD	1 947	311	137
696 CUTLERY	30	116	50	682 COPPER EXC CEMENT COPPER	155	139	62
699 OTHER METAL MANUFACTURES	174	261	114	684 ALUMINIUM	144	211	92
713 INTRNL COMBUS PISTN ENGN	41	225	93	691 STRUCTURES AND PARTS NES	204	123	55
716 ROTATING ELECTRIC PLANT	25	85	38	693 WIRE PRODUCTS NON ELECTR	1 051	804	369
721 AGRIC MACHRY,EXC TRACTORS	6 390	9 498	3 823	694 STL,COPPR NAILS,NUTS,ETC	522	337	147
722 TRACTORS NON-ROAD	8 713	6 564	3 048	695 TOOLS	374	938	418
723 CIVIL ENGINEER EQUIP ETC	160	477	202	696 CUTLERY	36	165	71
724 TEXTILE,LEATHER MACHNRY	81	534	234	697 BASE MTL HOUSEHOLD EQUIP	64	84	39
726 PRINTG,BKBDNG MACHRY,PTS	156	841	392	699 OTHER METAL MANUFACTURES	807	959	428
728 OTH MACHRY FOR SPCL INDUS	53	339	154	712 STEAM ENGINES,TURBINES	1	74	32
736 MACHINE TOOLS FOR METAL	24	163	74	713 INTRNL COMBUS PISTN ENGN	79	350	155
737 METALWORKING MACHNRY NES	10	81	34	716 ROTATING ELECTRIC PLANT	330	946	408
741 HEATING,COOLING EQUIPMNT	183	593	263	722 TRACTORS NON-ROAD	610	529	250
742 PUMPS FOR LIQUIDS ETC	62	323	143	723 CIVIL ENGINEER EQUIP ETC	111	68	31
743 PUMPS NES,CENTRIFUGES ETC	72	375	166	724 TEXTILE,LEATHER MACHNRY	345	1 732	763
745 NONELEC MACHRY,TOOLS NES	1 930	4 031	1 971	725 PAPER ETC MILL MACHINERY	46	105	41
749 NONELEC MACH PTS,ACC NES	43	245	109	726 PRINTG,BKBDNG MACHRY,PTS	384	1 189	517
764 TELECOM EQPT,PTS,ACC NES	301	1 617	720	727 FOOD MACHRY NON-DOMESTIC	158	753	370
771 ELECTRIC POWER MACHRY NES	45	78	34	728 OTH MACHRY FOR SPCL INDUS	268	1 548	697
772 SWITCHGEAR ETC & PTS NES	168	1 421	626	736 MACHINE TOOLS FOR METAL	89	283	131
773 ELECTR DISTRIBUTING MACH	2 051	1 983	885	741 HEATING,COOLING EQUIPMNT	24	221	95
774 ELECTRO-MEDCL,XRAY EQUIP	14	337	143	742 PUMPS FOR LIQUIDS ETC	12	74	34
778 ELECTRICAL MACHINERY NES	512	1 729	765	743 PUMPS NES,CENTRIFUGES ETC	172	500	219
781 PASS MOTOR VEH EXC BUSES	213	419	187	744 MECHANICAL HANDLING EQU	117	264	123
782 LORRIES,SPCL MTR VEH NES	65	96	43	745 NONELEC MACHRY,TOOLS NES	187	1 062	484
784 MOTOR VEHCL PTS,ACC NES	351	901	400	749 NONELEC MACH PTS,ACC NES	152	387	165
872 MEDICAL INSTRUMENTS NES	26	304	134	751 OFFICE MACHINES	76	168	76
874 MEASURING,CONTROLLING INSTR	52	628	269	752 AUTOMATIC DATA PROC EQUIP	5	109	51
881 PHOTO APPAR & EQUIPT NES	6	234	104	764 TELECOM EQPT,PTS,ACC NES	115	797	358
882 PHOTO,CINEMA SUPPLIES	245	762	331	771 ELECTRIC POWER MACHRY NES	946	1 187	508
893 ARTICLES OF PLASTIC NES	36	98	41	772 SWITCHGEAR ETC & PTS NES	880	4 321	1 896
895 OFFICE SUPPLIES NES	42	87	36	773 ELECTR DISTRIBUTING MACH	1 152	793	342
961 COIN NONGOLD,NONCURRENT	179	299	135	774 ELECTRO-MEDCL,XRAY EQUIP	95	1 209	524
COSTA RICA				775 HOUSEHOLD TYPE EQUIP NES	177	346	160
IMPORTS	1 682 580	276 733	123 249	776 TRANSISTORS,VALVES,ETC		120	53
014 MEAT PREPD,PRSVD,NES ETC	798	462	202	778 ELECTRICAL MACHINERY NES	574	1 041	460
057 FRUIT,NUTS,FRESH,DRIED	1 496 667	152 370	67 852	781 PASS MOTOR VEH EXC BUSES	1 057	2 101	913
058 FRUIT PRESERVED,PREPARED	369	125	57	782 LORRIES,SPCL MTR VEH NES	382	282	133
061 SUGAR AND HONEY	1 161	241	103	784 MOTOR VEHCL PTS,ACC NES	323	941	424
071 COFFEE AND SUBSTITUTES	171 708	113 481	50 541	812 PLUMBGB,HEATING,LEHTNG EQU	22	93	40
072 COCOA	368	190	93	821 FURNITURE	25	96	44
248 WOOD SHAPED	488	150	66	871 OPTICAL INSTRUMENTS	6	222	95
288 NONFERR METAL SCRAP NES	2 297	204	88	872 MEDICAL INSTRUMENTS NES	39	1 349	595
292 CRUDE VEG MATERIALS NES	3 700	3 868	1 744	873 METERS & COUNTERS NES	4	125	54
611 LEATHER	1 211	1 702	755	874 MEASURING,CONTROLLING INSTR	93	1 051	466
772 SWITCHGEAR ETC & PTS NES	324	2 880	1 289	881 PHOTO APPAR & EQUIPT NES	7	222	97
846 UNDERWEAR KNITTED	20	72	34	882 PHOTO,CINEMA SUPPLIES	323	710	313
894 TOYS,SPORTING GOODS,ETC	111	170	75	884 OPTICAL GOODS NES	1	65	30
				892 PRINTED MATTER	85	110	48
				893 ARTICLES OF PLASTIC NES	113	253	116
				895 OFFICE SUPPLIES NES	53	221	95
				897 GOLD,SILVER WARE,JEWELRY		122	51
				899 OTHER MANUFACTURED GOODS	62	130	55
				951 WAR FIREARMS,AMMUNITION	18	85	37

## 7 IMPORTS AND EXPORTS (SPECIAL TRADE) BY COUNTRIES OF PRODUCTION AND CONSUMPTION AND BY GROUPS OF THE SITC-REV. II 1981

GROUP DESCRIPTION	DT = 100 KG	1 000 DM	1 000 \$	GROUP DESCRIPTION	DT = 100 KG	1 000 DM	1 000 \$
PANAMA				784 MOTOR VEHCL PTS,ACC NES	440	1 700	746
IMPORTS	1 806 035	218 245	96 587	793 SHIPS AND BOATS	663 686	154 043	68 936
041 WHEAT ETC UNMILLED	3 000	136	60	812 PLUMBING,HEATING,LIGHTNG EQU	48	79	35
057 FRUIT,NUTS,FRESH,DRIED	1 646 741	191 238	84 776	821 FURNITURE	369	119	54
058 FRUIT PRESERVED,PREPARED	20 959	3 640	1 617	831 TRAVEL GOODS,HANDBAGS	210	225	99
071 COFFEE AND SUBSTITUTES	2 260	1 518	665	843 WOMENS OUTERWEAR NONKNIT	20	222	97
081 FEEDING STUFF FOR ANIMALS	3 093	329	132	845 OUTERWEAR KNIT NONELASTC	5	77	32
121 TOBACCO UNMNFCTRD,REFUSE	116	96	41	846 UNDERWEAR KNITTED	5	77	33
211 HIDES,SKINS,UNDRESSED	206	96	42	851 FOOTWEAR	171	883	377
263 COTTON	225	88	39	871 OPTICAL INSTRUMENTS	3	123	53
278 OTHER CRUDE MINERALS	800	88	42	872 MEDICAL INSTRUMENTS NES	12	276	124
411 ANIMAL OILS AND FATS	12 201	1 118	530	874 MEASURING,CONTROLLING INSTR	47	438	195
513 ORGANIC ACIDS,ETC	668	91	42	881 PHOTO APPAR & EQUIPT NES	135	1 007	432
541 MEDICINAL ETC PRODUCTS	90	1 349	609	882 PHOTO,CINEMA SUPPLIES	43	75	31
611 LEATHER	6	92	42	885 WATCHES AND CLOCKS	52	4 910	2 157
651 TEXTILE YARN AND THREAD	100	125	42	892 PRINTED MATTER	73	109	50
667 PEARL,PREC-,SEMI-P STONE	5	763	32	893 ARTICLES OF PLASTIC NES	186	319	144
728 OTH MACHY FOR SPCL INDUS	114 428	12 660	5 439	894 TOYS,SPORTING GOODS,ETC	34	176	79
793 SHIPS AND BOATS	10	125	51	895 OFFICE SUPPLIES NES	61	359	155
882 PHOTO,CINEMA SUPPLIES	5	3 486	1 532	897 GOLD,SILVER WARE,JEWELRY	50	2 970	1 298
896 WORKS OF ART ETC		79	35	898 MUSICAL INSTRUMENTS,PTS	16	264	118
941 ZOO ANIMALS,PETS				899 OTHER MANUFACTURED GOODS	13	134	58
				951 WAR FIREARMS,AMMUNITION		72	30
EXPORTS	829 405	284 311	126 477	CUBA			
048 CEREAL ETC PREPARATIONS	20 250	1 850	826	IMPORTS	749 696	60 625	27 820
054 VEG ETC FRSH,SMPLY PRSVD	291	681	309	036 SHELL FISH FRESH,FROZEN	166	389	174
081 FEEDING STUFF FOR ANIMALS	755	765	321	054 VEG ETC FRSH,SMPLY PRSVD	20 703	2 044	936
098 EDIBLE PRODUCTS,PREPS NES	115	802	335	057 FRUIT,NUTS,FRESH,DRIED	8 228	935	407
111 NON-ALCOHL BEVERAGES NES	1 792	354	150	061 SUGAR AND HONEY	487 798	18 093	8 311
112 ALCOHOLIC BEVERAGES	1 012	281	123	071 COFFEE AND SUBSTITUTES	263	165	77
122 TOBACCO MFRS	1 795	2 919	1 325	072 COCOA	459	489	206
233 RUBBER,SYNTHTIC,RECLAIMD	153	86	36	121 TOBACCO UNMNFCTRD,REFUSE	2 176	972	439
269 WASTE OF TEXTILE FABRICS	118	70	31	122 TOBACCO MFRS	88	2 800	1 238
334 PETROLEUM PRODUCTS,REFIN	165	88	38	251 PULP AND WASTE PAPER	14 378	457	201
512 ALCOHOLS,PHENOLS,ETC	150	74	31	287 BASE METAL ORES,CONC NES	15 426	19 425	8 552
513 ORGANIC ACIDS,ETC	658	203	89	291 CRUDE ANIMAL MTRIALS NES	4 514	428	190
514 NITROGEN-FUNCTN COMPOUNDS	465	193	88	334 PETROLEUM PRODUCTS,REFIN	191 638	12 791	6 371
515 ORG-INORG COMPOUNDS ETC	72	706	326	431 PROCESD ANML VEG OIL,ETC	101	106	47
516 OTHER ORGANIC CHEMICALS	88	75	32	641 PAPER AND PAPERBOARD	3 372	226	102
522 INORG ELEMNTS,OXIDES,ETC	757	195	86	896 WORKS OF ART ETC	3	562	241
523 OTHR INORGANIC CHEMICALS	411	116	51	961 COIN NONGOLD,NONCURRENT		265	118
531 SYNT DYE,NAT INDGO,LAKES	701	1 328	602	972 GOLD COIN		107	50
532 DYES NES,TANNING PRODS	2 917	644	295	EXPORTS	587 693	208 203	92 808
533 PIGMENTS,PAINTS,ETC	1 632	1 107	490	022 MILK AND CREAM	60 000	14 071	6 304
541 MEDICINAL ETC PRODUCTS	5 697	44 299	19 529	023 BUTTER	10 501	5 021	2 229
551 ESSENTL OIL,PERFUME,ETC	27	108	48	054 VEG ETC FRSH,SMPLY PRSVD	1 080	1 860	807
553 PERFUMERY,COSMETICS,ETC	239	448	204	121 TOBACCO UNMNFCTRD,REFUSE	2 473	484	214
554 SOAPS,CLEANING ETC PREPS	363	173	76	233 RUBBER,SYNTHTIC,RECLAIMD	2 330	484	215
562 FERTILIZERS MANUFACTURED	45 130	1 546	704	273 STONE,SAND AND GRAVEL	1 445	95	43
582 PROD OF CONDENSATION ETC	1 264	442	200	278 OTHER CRUDE MINFRALS	992	151	67
583 PROD OF POLYMERIZING ETC	12 486	2 593	1 113	292 CRUDE VEG MATERIALS NES	638	742	313
584 CELLULOSE DERIVATIVES ETC	188	93	42	334 PETROLEUM PRODUCTS,REFIN	8 398	1 354	599
591 PESTICIDES,DISINFECTANTS	3 726	1 970	902	335 RESIDUAL PETRLM PRD NES	1 291	197	86
598 MISC CHEMICAL PRODS NES	1 112	624	278	431 PROCESD ANML VEG OIL,ETC	8 438	1 574	700
621 MATERIALS OF RUBBER	365	165	72	511 HYDROCARBONS NES,PERIVS	3 616	577	253
625 RUBBER TYRES,TUBES	58	74	33	512 ALCOHOLS,PHENOLS,ETC	2 139	1 457	636
628 RUBBER ARTICLES NES	74	182	78	513 ORGANIC ACIDS,ETC	22 295	9 624	4 422
641 PAPER AND PAPERBOARD	451	337	149	514 NITROGEN-FUNCTN COMPOUNDS	2 176	1 004	434
642 ARTICLES OF PAPER ETC	88	197	88	515 ORG-INORG COMPOUNDS ETC	1 166	1 383	606
652 COTTON FABRICS,WOVEN	19	101	46	516 OTHER ORGANIC CHEMICALS	484	426	184
653 WOVN MAN-MADE FIB FABRIC	18	83	37	522 INORG ELEMNTS,OXIDES,ETC	20 117	3 296	1 431
657 SPECIAL TEXTILE ETC PROD	159	418	187	523 OTHR INORGANIC CHEMICALS	15 952	2 810	1 223
662 CLAY,REFRACTORY BLDG PRD	1 718	292	127	531 SYNT DYE,NAT INDGO,LAKES	1 304	3 181	1 395
663 OTH NONMETAL MINERAL MFS	251	100	44	532 DYES NES,TANNING PRODS	313	114	48
664 GLASS	380	88	36	533 PIGMENTS,PAINTS,ETC	2 255	2 340	1 018
665 GLASSWARE	194	283	128	541 MEDICINAL ETC PRODUCTS	3 659	9 305	4 267
666 POTTERY	57	221	97	551 ESSENTL OIL,PERFUME,ETC	66	211	94
667 PEARL,PREC-,SEMI-P STONE		475	212	554 SOAPS,CLEANING ETC PREPS	4 953	1 568	687
673 IRON AND STEEL SHAPES	10 074	894	390	562 FERTILIZERS MANUFACTURED	105 229	3 687	1 551
674 IPN,STL UNIV,PLATE,SHEET	20 897	3 378	1 477	582 PROD OF CONDENSATION ETC	2 169	750	321
675 IRON,STEEL HOOP,STRIP	1 070	120	52	583 PROD OF POLYMERIZING ETC	72 385	15 293	6 869
676 IRON,STL TUBES,PIPES,ETC	9	76	38	584 CELLULOSE DERIVATIVES ETC	715	586	239
684 ALUMINIUM	593	604	262	591 PESTICIDES,DISINFECTANTS	56 008	33 575	15 199
691 STRUCTURES AND PARTS NES	839	221	107	592 STARCH,INULIN,GLUTEN,ETC	409	147	67
693 TOOLS	358	668	348	598 MISC CHEMICAL PRODS NES	22 092	3 798	1 705
696 CUTLERY	45	258	45	628 RUBBER ARTICLES NES	34	292	125
699 OTHER METAL MANUFACTURES	776	799	45	635 WOOD MANUFACTURES NES	162	193	82
712 STEAM ENGINES,TURBINES	1	109	56	641 PAPER AND PAPERBOARD	6 432	1 984	912
713 INTRNL COPBUS FISTN ENGN	392	2 343	1 023	642 ARTICLES OF PAPER ETC	787	481	197
716 POTATING ELECTRIC PLANT	12	126	56	657 SPECIAL TEXTILE ETC PROD	425	710	315
721 AGRIC MACHY,EXC TRACTORS	338	453	199	662 CLAY,REFRACTORY BLDG PRD	1 194	140	63
722 TRACTORS NON-ROAD	975	836	355	663 OTH NONMETAL MINERAL MFS	685	676	296
724 TEXTILE,LEATHER MACHNRY	18	124	53	664 GLASS	591	185	83
726 PRINTNG,RRBINDG MACHY,PTS	551	2 171	1 006	665 GLASSWARE	1 232	549	237
727 FOOD MACHFY NON-DOMESTIC	25	127	58	675 IRON AND STEEL SHAPES	50 672	4 186	1 764
728 OTH MACHY FOR SPCL INDUS	218	1 253	550	676 IRN,STL UNIV,PLATE,SHEET	17 178	1 944	819
736 MACHINE TOOLS FOR METAL	64	453	371	675 IRON,STEEL HOOP,STRIP	2 138	278	118
741 HEATING,COOLING EQUIPMNT	306	881	79	677 IRN,STL WIRE EXCL W ROD	15 112	2 001	851
742 PUMPS FOR LIQUIDS ETC	23	179	79	678 IRON,STL TUBES,PIPES,ETC	18 772	3 070	1 304
743 PUMPS NES,CENTRIFUGES ETC	48	279	123	679 IRN,STL CASTINGS UNWORKE	439	132	53
744 MECHANICAL HANDLING EQU	8 495	11 415	5 126	682 COPPER EXC CEMENT COPPER	295	486	227
745 NONELEC MACHY,TOOLS NES	207	1 171	505	683 NICKEL	45	344	150
749 NONELEC MACH PTS,ACC NES	2 134	5 343	2 333	684 ALUMINIUM	262	151	72
751 OFFICE MACHINES	137	731	319	693 WIRE PRODUCTS NON ELECTR	12 743	2 643	1 145
752 AUTOMTIC DATA PROC EQUIP	15	185	84	694 STL,COPPR NAILS,NUTS,ETC	2 364	1 125	481
759 OFFICE R ADP MCH PTS,ACC	8	88	37	695 TOOLS	1 514	1 991	867
764 TELECOM EQUIP,PTS,ACC NES	7	161	69	696 CUTLERY	35	134	58
772 SWITCHGEAR ETC & PTS NES	11	92	43	699 OTHER METAL MANUFACTURES	933	1 233	530
774 ELECTRO-MEDCL,XRAY EQUIP	12	259	121	712 STEAM ENGINES,TURBINES	14	85	35
775 HOUSEHOLD TYPE EQUIP NES	24	134	59	713 INTRNL COPBUS FISTN ENGN	656	5 059	2 289
778 ELECTRICAL MACHINERY NES	92	253	105				
781 PASS MOTOR VEH EXC BUSES	4 823	10 451	4 625				

## 7 IMPORTS AND EXPORTS (SPECIAL TRADE) BY COUNTRIES OF PRODUCTION AND CONSUMPTION AND BY GROUPS OF THE SITC-REV. II 1981

GROUP DESCRIPTION	DT = 100 KG	1 000 DM	1 000 \$	GROUP DESCRIPTION	DT = 100 KG	1 000 DM	1 000 \$
716 ROTATING ELECTRIC PLANT	1 352	3 226	1 600	583 PROD OF POLYMERIZING ETC	235	87	37
721 AGRIC MACHY,EXC TRACTORS	584	1 182	542	584 CELLULOSE DERIVATIVES ETC	80	76	36
723 CIVIL ENGINEER EQUIP ETC	340	1 309	602	598 MISC CHEMICAL PRODS NES	717	138	66
724 TEXTILE,LEATHER MACHNRY	443	2 205	984	612 LEATHER ETC MANUFACTURES	7	71	30
725 PAPER ETC MILL MACHINERY	64	241	110	642 ARTICLES OF PAPER ETC	76	90	38
726 PRINTG,BKBDNG MACHY,PTS	31	576	253	651 TEXTILE YARN AND THREAD	49	204	88
727 FOOD MACHRY NON-DOMESTIC	246	1 274	561	652 COTTON FABRICS,WOVEN	570	648	287
728 OTH MACHY FOR SPCL INDUS	1 306	5 026	2 174	653 WOVN MAN-MADE FIB FABRIC	489	899	401
736 MACHINE TOOLS FOR METAL	551	2 420	1 047	657 SPECIAL TEXTILE ETC PROD	47	148	68
737 METALWORKING MACHNRY NES	56	316	140	665 GLASSWARE	116	94	44
741 HEATING,COOLING EQUIPMNT	474	1 983	899	678 IRON,STL TUBES,PIPES,ETC	436	104	46
742 PUMPS FOR LIQUIDS ETC	857	1 803	783	682 COPPER EXC CEMENT COPPER	121	69	32
743 PUMPS NES,CENTRFUGES ETC	1 348	3 827	1 721	694 STL,COPPR NAILS,NUTS,ETC	439	168	72
744 MECHANICAL HANDLING EQU	59	426	184	695 TOOLS	236	243	105
745 NONELEC MACHY,TOOLS NES	583	3 890	1 717	696 CUTLERY	50	105	47
749 NONELEC MACH PTS,ACC NES	2 822	3 624	1 645	699 OTHER METAL MANUFACTURES	365	456	206
751 OFFICE MACHINES	105	224	98	712 STEAM ENGINES,TLRBINES	10	86	41
764 TELECOM EQPT,PTS,ACC NES	8	370	170	716 ROTATING ELECTRIC PLANT	45	70	32
772 SWITCHGEAR ETC & PTS NES	173	1 038	491	724 TEXTILE,LEATHER MACHNRY	60	245	106
774 ELECTRO-MEDCL,XRAY EQUIP	339	3 005	1 422	727 FOOD MACHRY NON-DOMESTIC	92	201	95
776 TRANSISTORS,VALVES,ETC		349	163	728 OTH MACHY FOR SPCL INDUS	62	207	92
778 ELECTRICAL MACHINERY NES	55	286	119	736 MACHINE TOOLS FOR METAL	69	339	149
781 PASS MOTOR VEH EXC BUSES	451	616	273	737 METALWORKING MACHNRY NES	123	101	46
784 MOTOR VEHCL PTS,ACC NES	734	3 141	1 384	741 HEATING,COOLING EQUIPMNT	23	83	36
785 MOTOR & OTHER CYCLES ETC	271	356	175	742 PUMPS FOR LIQUIDS ETC	105	136	61
793 SHIPS AND BOATS	61	201	95	743 PUMPS NES,CENTRFUGES ETC	73	119	54
821 FURNITURE	58	307	129	744 MECHANICAL HANDLING EQU	179	192	85
871 OPTICAL INSTRUMENTS	15	421	184	772 SWITCHGEAR ETC & PTS NES	1 294	1 122	481
872 MEDICAL INSTRUMENTS NES	302	4 978	2 178	778 ELECTRICAL MACHINERY NES	128	83	37
873 METERS & COUNTERS NES	28	195	87	781 PASS MOTOR VEH EXC BUSES	620	1 221	546
874 MEASURING,CONTROLLNG INSTR	198	3 323	1 459	782 LOPRIES,SPCL MTR VEH NES	205	308	147
881 PHOTO APPAR & EQUIPT NES	14	459	190	784 MOTOR VEHCL PTS,ACC NES	76	325	142
882 PHOTO,CINEMA SUPPLIES	323	829	375	872 MEDICAL INSTRUMENTS NES	22	96	47
884 OPTICAL GOODS NES	91	864	382	874 MEASURING,CONTROLLNG INSTR	23	115	50
893 ARTICLES OF PLASTIC NES	44	189	87	882 PHOTO,CINEMA SUPPLIES	41	77	36
895 OFFICE SUPPLIES NES	285	534	234	892 PRINTED MATTER	80	169	74
896 MUSICAL INSTRUMENTS,PTS	16	91	39	893 ARTICLES OF PLASTIC NES	52	85	37
899 OTHER MANUFACTURED GOODS	334	460	203	897 GOLD,SILVER WARE,JEWELRY	4	562	248
941 ZOO ANIMALS,PETS	13	131	57	899 OTHER MANUFACTURED GOODS	49	139	56
WEST INDIES				BAHAMAS			
IMPORTS	1 705	567	250	IMPORTS	542 149	57 614	26 009
057 FRUIT,NUTS,FRESH,DRIED	832	92	41	098 EDIBLE PRODCTS,PREPS NES	50	74	34
075 SPICES	467	176	78	112 ALCOHOLIC BEVERAGES	23 512	13 566	6 096
112 ALCOHOLIC BEVERAGES	307	107	47	292 CRUDE VEG MATERIALS NES	49	123	53
896 WORKS OF ART ETC		127	55	334 PETROLEUM PRODUCTS,REFIN	523 853	36 593	16 583
EXPORTS	9 829	4 540	1 960	541 MEDICINAL ETC PRODUCTS		6 786	3 035
022 MILK AND CREAM	3 665	662	287	598 MISC CHEMICAL PRODS NES	192	140	62
112 ALCOHOLIC BEVERAGES	1 098	276	122	961 COIN NONGOLD,NONCURRENT		127	57
583 PROD OF POLYMERIZING ETC	3 127	731	328	EXPORTS	262 827	107 464	46 648
642 ARTICLES OF PAPER ETC	187	122	52	022 MILK AND CREAM	21 332	3 839	1 700
666 POTTERY	12	66	30	023 BUTTER	1 385	741	303
693 WIRE PRODUCTS NON ELECTR	309	67	31	111 NON-ALCOHL BEVERAGES NES	522	75	34
716 ROTATING ELECTRIC PLANT	9	98	41	112 ALCOHOLIC BEVERAGES	56 019	9 322	4 094
724 TEXTILE,LEATHER MACHNRY	18	112	50	514 NITROGEN-FUNCTN COMPOUNDS	2	118	51
741 HEATING,COOLING EQUIPMNT	46	130	57	516 OTHER ORGANIC CHEMICALS	116	886	381
781 PASS MOTOR VEH EXC BUSES	149	155	68	541 MEDICINAL ETC PRODUCTS	28	2 865	1 274
874 MEASURING,CONTROLLNG INSTR	13	634	260	553 PERFUMERY,COSMETICS,ETC	172	171	76
897 GOLD,SILVER WARE,JEWELRY		450	195	598 MISC CHEMICAL PRODS NES	250	162	68
REP HAITI				663 OTH NONMETAL MINERAL MFS	2 318	228	96
IMPORTS	26 987	21 628	9 591	665 GLASSWARE	87	204	86
056 FRUIT PRESERVED,PREPARED	2 935	506	222	666 POTTERY	119	668	295
061 SUGAR AND HONEY	391	80	36	726 PRINTG,BKBDNG MACHY,PTS	466	2 188	1 020
071 COFFEE AND SUBSTITUTES	3 024	1 866	784	744 MECHANICAL HANDLING EQU	440	261	106
072 COCOA	4 087	1 817	842	781 PASS MOTOR VEH EXC BUSES	476	779	348
292 CRUDE VEG MATERIALS NES	554	187	81	784 MOTOR VEHCL PTS,ACC NES	17	72	33
431 PROCESD ANML VEG OIL,ETC	162	180	80	793 SHIPS AND BOATS	177 550	80 858	34 940
657 SPECIAL TEXTILE ETC PROD	10 047	1 845	824	881 PHOTO APPAR & EQUIPT NES	184	132	58
659 FLOOR COVERINGS ETC	99	146	63	893 ARTICLES OF PLASTIC NES		727	300
821 FURNITURE	58	115	49	897 GOLD,SILVER WARE,JEWELRY	2 031	894	894
842 MENS OUTERWEAR NOT KNIT	890	2 185	946	TURKS CAICOS			
843 WOMENS OUTERWEAR NONKNIT	1 501	6 617	2 923	IMPORTS	1	1	
844 UNDERWEAR NOT KNIT	15	90	42	EXPORTS	674	231	108
845 UNDERWEAR KNIT NONELASTC	255	1 178	520	112 ALCOHOLIC BEVERAGES	661	95	44
846 UNDERWEAR KNITTED	324	1 621	716	751 OFFICE MACHINES	11	92	42
848 HEADGEAR,MONXTL CLOTHNG	79	712	322	DOMINIC REP			
851 FOOTWEAR	43	153	72	IMPORTS	43 245	16 960	7 234
893 ARTICLES OF PLASTIC NES	150	302	132	057 FRUIT,NUTS,FRESH,DRIED	4 630	496	220
894 TOYS,SPORTING GOODS,ETC	95	227	97	058 FRUIT PRESERVED,PREPARED	1 350	332	148
896 WORKS OF ART ETC	9	96	44	061 SUGAR AND HONEY	568	117	49
897 GOLD,SILVER WARE,JEWELRY		75	35	072 COCOA	593	204	90
899 OTHER MANUFACTURED GOODS	760	819	363	121 TOBACCO UNMNFCTRD,REFUSE	8 340	3 177	1 417
EXPORTS	56 692	18 497	8 234	288 NONFERR METAL SCRAP NES	4 735	339	154
022 MILK AND CREAM	7 529	1 503	675	292 CRUDE VEG MATERIALS NES	219	108	46
046 WHEAT ETC MEAL OR FLOUR	23 945	1 527	696	671 PIG IRON ETC	21 656	11 519	4 820
048 CEREAL ETC PREPARATIONS	9 554	1 218	567	899 OTHER MANUFACTURED GOODS	2	103	45
335 RESIDUAL PETRLM PROD NES	1 029	166	75	941 ZOO ANIMALS,PETS	6	115	50
423 FIXED VEG OILS,SOFT	434	80	42	EXPORTS	183 612	67 790	29 991
431 PROCESD ANML VEG OIL,ETC	506	92	38	048 CERFAL ETC PREPARATIONS	4 000	381	164
522 INORG ELEMTS,OXIDES,ETC	319	94	60	061 SUGAR AND HONEY	6 842	425	190
523 OTHR INORGANIC CHEMICALS	1 030	135	31	081 FEEDING STUFF FOR ANMLS	430	111	49
531 SYNT DYE,NAT INDGO,LAKES	24	67	70	112 ALCOHOLIC BEVERAGES	7 151	1 399	611
533 PIGMENTS,PAINTS,ETC	368	149	70				
541 MEDICINAL ETC PRODUCTS	1 232	1 580	703				
553 PERFUMERY,COSMETICS,ETC	121	181	79				
554 SOAPS,CLEANING ETC PREPS	932	327	141				

## 7 IMPORTS AND EXPORTS (SPECIAL TRADE) BY COUNTRIES OF PRODUCTION AND CONSUMPTION AND BY GROUPS OF THE SITC-REV. II 1981

GROUP DESCRIPTION	DT = 100 KG	1 000 DM	1 000 \$	GROUP DESCRIPTION	DT = 100 KG	1 000 DM	1 000 \$
233 RUBBER, SYNTHETIC, RECLAIMED	1 360	372	163	GUADELOUPE			
292 CRUDE VEG MATERIALS NES	206	124	54				
334 PETROLEUM PRODUCTS, REFIN	945	274	121	IMPORTS	7 865	2 127	970
335 RESIDUAL PETRLM PROD NES	073	275	128				
511 HYDROCARBONS NES, DERIVS	1 437	273	121	054 VEG ETC FRSH, SMPLY PRSVD	1 413	492	233
512 ALCOHOLS, PHENOLS, ETC	302	409	173	112 ALCOHOLIC BEVERAGES	6 164	1 532	691
513 ORGANIC ACIDS, ETC	2 031	726	310				
514 NITROGEN-FUNCTN COMPOUNDS	1 322	648	282	EXPORTS	60 410	29 458	13 100
515 ORG-INORG COMPOUNDS ETC	360	373	169				
516 OTHER ORGANIC CHEMICALS	72	87	33	058 FRUIT PRESERVED, PREPARED	296	79	34
522 INORG ELEMNTS, OXIDES, ETC	1 128	278	116	111 NON-ALCOHL BEVERAGES NES	2 980	370	164
523 OTHR INORGANIC CHEMICALS	5 894	815	361	112 ALCOHOLIC BEVERAGES	495	73	33
531 SYNT DYE, NAT INDGO, LAKES	739	1 035	452	278 OTHER CRUDE MINERALS	956	72	31
532 DYES NES, TANNING PRODS	2 832	641	277	516 OTHER ORGANIC CHEMICALS	37	73	31
533 PIGMENTS, FAINTS, ETC	2 305	863	388	553 PERFUMERY, COSMETICS, ETC	126	119	54
541 MEDICINAL ETC PRODUCTS	1 268	5 422	2 381	583 PROD OF POLYMERIZING ETC	298	93	38
551 ESSENTL OIL, PERFUME, ETC	111	375	164	625 RUBBER TYRES, TUBES	940	903	396
553 PERFUMERY, COSMETICS, ETC	219	255	112	662 CLAY, REFRACTORY BLDG PRD	19 447	2 767	1 235
554 SOAPS, CLEANING ETC PREPS	3 400	1 224	514	663 OTH NONMETAL MINERAL MFS	58	91	39
562 FERTILIZERS, MANUFACTURED	70 163	2 303	1 091	665 GLASSWARE	2 434	249	120
582 PROD OF CONDENSATION ETC	2 599	785	346	673 IRON AND STEEL SHAPES	15 772	1 120	507
583 PROD OF POLYMERIZING ETC	18 171	3 712	1 646	695 TOOLS	134	183	76
584 CELLULOSE DERIVATIVES ETC	1 021	764	340	697 BASE MTL HOUSEHOLD EQUIP	417	221	103
591 PESTICIDES, DISINFECTANTS	2 871	2 558	1 099	699 OTHER METAL MANUFACTURES	212	193	87
592 STARCH, INULIN, GLUTEN, ETC	1 651	306	133	722 TRACTORS NON-ROAD	121	166	75
598 MISC CHEMICAL PRODS NES	1 428	773	337	723 CIVIL ENGINEERG EQUIP ETC	117	100	44
625 RUBBER TYRES, TUBES	2 052	441	195	728 OTH MACHY FOR SPCL INDUS	241	536	241
628 RUBBER ARTICLES NES	162	309	137	741 HEATING, COOLING EQUIPMNT	38	73	35
641 PAPER AND PAPERBOARD	245	168	73	743 PUMPS NES, CENTRIFUGES ETC	48	107	45
642 ARTICLES OF PAPER ETC	250	444	197	745 NONELEC MACHY, TOOLS NES	97	453	209
651 TEXTILE YARN AND THREAD	169	270	114	749 NONELEC MACH PTS, ACC NES	59	218	94
657 SPECIAL TEXTILE ETC PROD	64	178	78	751 OFFICE MACHINES	14	70	32
663 OTH NONMETAL MINERAL MFS	733	537	233	752 AUTOMATIC DATA PROC EQUIP	8	145	66
664 GLASS	1 720	310	133	761 TELEVISION RECEIVERS	54	213	98
665 GLASSWARE	59	104	47	762 RADIO BROADCAST RECEIVRS	21	104	49
666 POTTERY	110	199	90	775 HOUSEHOLD TYPE EQUIP NES	703	655	285
671 PIG IRON ETC	4 788	1 304	602	778 ELECTRICAL MACHINERY NES	496	507	216
673 IRON AND STEEL SHAPES	4 980	347	159	781 PASS MOTOR VEH EXC BUSES	3 955	5 809	2 565
674 IRN, STL UNIV, PLATE, SHEET	3 307	526	212	782 LORRIES, SPCL MTR VEH NES	4 823	6 187	2 791
675 IRON, STEEL HOOP, STRIP	1 801	196	86	783 ROAD MOTOR VEHICLES NES	944	1 383	626
678 IRON, STL TUBES, PIPES, ETC	113	100	45	784 MOTOR VEHL PTS, ACC NES	1 331	2 944	1 320
684 ALUMINIUM	2 423	1 591	686	821 FURNITURE	213	122	54
685 LEAD	143	192	87	831 TRAVEL GOODS, HANDBAGS	29	82	35
691 STRUCTURES AND PARTS NES	205	168	78	846 UNDERWEAR KNITTED	6	86	38
692 METAL TANKS, BOXES, ETC	1 150	488	228	892 PRINTED MATTER	91	141	63
693 WIRE PRODUCTS NON ELECTR	516	167	75	893 ARTICLES OF PLASTIC NES	759	330	142
694 STL, COPPR NAILS, NUTS, ETC	415	203	88	894 TOYS, SPORTING GOODS, ETC	37	116	52
695 TOOLS	434	783	342	895 OFFICE SUPPLIES NES	57	153	64
696 CUTLERY	14	99	37	897 GOLD, SILVER WARE, JEWELRY	99	194	82
697 BASE MTL HOUSEHOLD EQUIP	361	181	77	899 OTHER MANUFACTURED GOODS	99	123	50
699 OTHER METAL MANUFACTURES	1 542	934	401				
712 STEAM ENGINES, TURBINES	586	8 376	3 868	DOMINICA			
713 INTRNL COMBUS PISTN ENGN	93	327	148				
716 ROTATING ELECTRIC PLANT	100	207	93	IMPORTS	363	373	162
721 AGRIC MACHY, EXC TRACTORS	1 682	2 382	1 028				
722 TRACTORS NON-ROAD	313	247	115	656 LACE, RIBBONS, TUILE, ETC	145	97	43
724 TEXTILE, LEATHER MACHNRY	89	545	240	941 ZOO ANIMALS, PETS	4	205	89
725 PAPER ETC MILL MACHINERY	58	220	97				
726 PRINTG, EKRINDG MACHY, PTS	30	226	96	EXPORTS	1 322	726	317
727 FOOD MACHRY NON-DOMESTIC	134	590	258				
728 OTH MACHY FOR SPCL INDUS	384	1 583	690	022 MILK AND CREAM	810	158	73
736 MACHINE TOOLS FOR METAL	248	645	298	541 MEDICINAL ETC PRODUCTS	5	103	48
741 HEATING, COOLING EQUIPMNT	763	1 567	715	695 TOOLS	42	66	31
742 PUMPS FOR LIQUIDS ETC	23	106	47	783 ROAD MOTOR VEHICLES NES	111	149	60
743 PUMPS NES, CENTRIFUGES ETC	54	225	98				
744 MECHANICAL HANDLING EQU	220	452	202	MARTINIQUE			
745 NONELEC MACHY, TOOLS NES	169	1 091	469				
749 NONELEC MACH PTS, ACC NES	92	494	213	IMPORTS	22 818	10 855	4 995
751 OFFICE MACHINES	98	235	102				
752 AUTOMATIC DATA PROC EQUIP	12	135	59	054 VEG ETC FRSH, SMPLY PRSVD	751	262	124
772 SWITCHGEAR ETC & PTS NES	22	168	74	057 FRUIT, NUTS, FRESH, DRIED	469	164	68
778 ELECTRICAL MACHINERY NES	219	195	82	112 ALCOHOLIC BEVERAGES	21 517	10 348	4 769
781 PASS MOTOR VEH EXC BUSES	773	1 909	828				
782 LORRIES, SPCL MTR VEH NES	502	438	189	EXPORTS	63 328	27 778	12 337
783 ROAD MOTOR VEHICLES NES	119	175	72				
784 MOTOR VEHL PTS, ACC NES	733	1 378	606	098 EDIBLE PRODUCTS, PREPS NES	70	89	39
785 MOTOR & OTHER CYCLES ETC	85	80	35	111 NON-ALCOHL BEVERAGES NES	1 664	231	100
872 MEDICAL INSTRUMENTS NES	168	770	340	278 OTHER CRUDE MINERALS	12 945	299	133
874 MEASUPNG, CONTROLNG INSTR	104	1 146	502	541 MEDICINAL ETC PRODUCTS	59	167	74
882 PHOTO, CINEMA SUPPLIES	243	481	211	591 PESTICIDES, DISINFECTANTS	105	72	30
884 OPTICAL GOODS NES		84	40	598 MISC CHEMICAL PRODS NES	170	134	59
892 PRINTED MATTER	119	136	56	625 RUBBER TYRES, TUBES	1 557	1 519	674
893 ARTICLES OF PLASTIC NES	200	413	185	662 CLAY, REFRACTORY BLDG PRD	14 774	2 072	921
894 TOYS, SPORTING GOODS, ETC	31	83	34	663 OTH NONMETAL MINERAL MFS	57	94	42
895 OFFICE SUPPLIES NES	118	498	219	664 GLASS	1 928	340	153
897 GOLD, SILVER WARE, JEWELRY		330	146	673 IRON AND STEEL SHAPES	15 222	1 069	464
898 MUSICAL INSTRUMENTS, PTS	37	214	95	695 TOOLS	94	199	87
899 OTHER MANUFACTURED GOODS	109	127	57	697 BASE MTL HOUSEHOLD EQUIP	302	184	81
				699 OTHER METAL MANUFACTURES	139	164	69
AM VIRGIN IS				713 INTRNL COMBUS PISTN ENGN	32	109	48
IMPORTS	84	221	99	721 AGRIC MACHY, EXC TRACTORS	64	110	51
				723 CIVIL ENGINEERG EQUIP ETC	170	140	64
EXPORTS	23 216	11 215	4 976	728 OTH MACHY FOR SPCL INDUS	119	226	98
				744 MECHANICAL HANDLING EQU	358	634	301
022 MILK AND CREAM	18 934	3 009	1 328	745 NONELEC MACHY, TOOLS NES	113	302	135
112 ALCOHOLIC BEVERAGES	3 514	627	281	749 NONELEC MACH PTS, ACC NES	46	201	88
541 MEDICINAL ETC PRODUCTS	20	204	91	751 OFFICE MACHINES	17	135	58
553 PERFUMERY, COSMETICS, ETC	72	105	47	764 TELECOM EQUIP, PTS, ACC NES	65	140	60
666 POTTERY	116	393	166	775 HOUSEHOLD TYPE EQUIP NES	779	331	145
696 CUTLERY	14	100	77	778 ELECTRICAL MACHINERY NES	837	666	294
781 PASS MOTOR VEH EXC BUSES	322	565	41	781 PASS MOTOR VEH EXC BUSES	4 165	6 403	2 816
865 WATCHES AND CLOCKS	59	514	251	782 LORRIES, SPCL MTR VEH NES	3 412	4 123	1 883
697 GOLD, SILVER WARE, JEWELRY		754	2 294	783 ROAD MOTOR VEHICLES NES	64	94	42
			337	784 MOTOR VEHL PTS, ACC NES	1 778	4 779	2 135
				821 FURNITURE	411	89	42

## 7 IMPORTS AND EXPORTS (SPECIAL TRADE) BY COUNTRIES OF PRODUCTION AND CONSUMPTION AND BY GROUPS OF THE SITC-REV. II 1981

GROUP DESCRIPTION	DT = 100 KG	1 000 DM	1 000 \$	GROUP DESCRIPTION	DT = 100 KG	1 000 DM	1 000 \$
872 MEDICAL INSTRUMENTS NES	8	124	50	ST LUCIA			
874 MEASURING, CONTROLLING INSTR	9	74	32				
892 PRINTED MATTER	127	113	49	IMPORTS	6	4	2
894 TOYS, SPORTING GOODS, ETC	45	126	55				
895 OFFICE SUPPLIES NES	16	92	33	EXPORTS	6 649	2 016	847
897 GOLD, SILVER WARE, JEWELRY		189	84				
899 OTHER MANUFACTURED GOODS	16	81	36	022 MILK AND CREAM	5 807	1 124	474
				691 STRUCTURES AND PARTS NES	207	192	81
CAYMAN IS				ST VINCENT			
IMPORTS	1 641	1 920	842				
011 MEAT FRESH, CHILLED, FROZEN	1 595	1 231	533	IMPORTS	107	75	34
291 CRUDE ANIMAL MATERIALS NES	25	155	65				
899 OTHER MANUFACTURED GOODS	21	449	210	EXPORTS	1 824	725	314
EXPORTS	491	746	325	793 SHIPS AND BOATS	200	173	69
666 POTTERY	14	103	44	BARBADOS			
897 GOLD, SILVER WARE, JEWELRY		305	133	IMPORTS	1 487	1 896	839
JAMAICA							
IMPORTS	24 580	13 306	5 859	112 ALCOHOLIC BEVERAGES	377	255	107
058 FRUIT PRESERVED, PREPARED	3 307	968	417	288 NONFERR METAL SCRAP NES	909	79	37
072 COCOA	4 722	2 923	1 292	778 ELECTRICAL MACHINERY NES		155	70
075 SPICES	1 619	814	360	847 TEXTILE ACCESSORIES NES	164	722	314
112 ALCOHOLIC BEVERAGES	13 130	6 438	2 831	885 WATCHES AND CLOCKS	13	272	119
122 TOBACCO MFERS	32	392	174	EXPORTS	16 761	15 816	6 931
292 CRUDE VEG MATERIALS NES	594	767	340				
512 ALCOHOLS, PHENOLS, ETC	484	97	41	048 CEREAL ETC PREPARATIONS	689	94	43
551 ESSENTIAL OIL, PERFUME, ETC	27	194	83	112 ALCOHOLIC BEVERAGES	407	233	103
898 MUSICAL INSTRUMENTS, PTS	64	269	124	511 HYDROCARBONS NES, DERIVS	1 500	168	76
899 OTHER MANUFACTURED GOODS		111	48	514 NITROGEN-FUNCTION COMPOUNDS	136	740	337
				515 ORGANIC COMPOUNDS ETC	20	68	31
EXPORTS	395 464	53 084	23 595	516 OTHER ORGANIC CHEMICALS	69	145	68
022 MILK AND CREAM	10 750	2 116	970	531 SYNTH DYE, NAT INDIGO, LAKES	31	117	50
023 BUTTER	2 000	1 070	499	541 MEDICINAL ETC PRODUCTS	382	2 602	1 127
046 WHEAT ETC MEAL OR FLOUR	256 042	14 271	6 338	553 PERFUMERY, COSMETICS, ETC	76	74	33
048 CEREAL ETC PREPARATIONS	2 500	299	142	554 SOAPS, CLEANING ETC PREPS	527	186	78
112 ALCOHOLIC BEVERAGES	599	310	137	562 FERTILIZERS MANUFACTURED	1 041	69	30
233 RUBBER, SYNTHETIC, RECLAIMED	937	415	188	583 PROD OF POLYMERIZING ETC	657	292	131
292 CRUDE VEG MATERIALS NES	28	84	35	591 PESTICIDES, DISINFECTANTS	421	413	185
335 RESIDUAL PETROLEUM PROD NES	2 213	441	197	625 RUBBER TYRES, TUBES	216	146	60
431 PROCESSED ANIMAL VEG OIL, ETC	954	173	76	634 VENEERS, PLYWOOD, ETC	1 582	118	52
511 HYDROCARBONS NES, DERIVS	696	243	101	635 WOOD MANUFACTURES NES	261	83	35
514 NITROGEN-FUNCTION COMPOUNDS	178	80	36	641 PAPER AND PAPERBOARD	156	78	34
522 INORG ELEMENTS, OXIDES, ETC	9 339	1 246	515	642 ARTICLES OF PAPER ETC	47	92	39
523 OTHER INORGANIC CHEMICALS	4 557	477	208	657 SPECIAL TEXTILE ETC PROD	54	69	31
531 SYNTH DYE, NAT INDIGO, LAKES	134	422	191	GLASS	374	74	32
532 DYES NES, TANNING PRODS	1 677	357	158	GLASSWARE	23	141	62
533 PIGMENTS, PAINTS, ETC	1 321	464	195	POTTERY	146	427	190
541 MEDICINAL ETC PRODUCTS	137	961	421	673 IRON AND STEEL SHAPES	2 900	206	88
554 SOAPS, CLEANING ETC PREPS	5 304	1 360	596	681 SILVER, PLATINUM, ETC		108	47
582 PROD OF CONDENSATION ETC	807	212	95	695 TOOLS	74	141	57
583 PROD OF POLYMERIZING ETC	4 316	1 207	538	696 CUTLERY	28	108	48
584 CELLULOSE DERIVATIVES ETC	652	405	182	699 OTHER METAL MANUFACTURES	498	348	158
591 PESTICIDES, DISINFECTANTS	337	285	126	713 INTERNAL COMBUSTION ENGIN	20	116	51
592 STARCH, INULIN, GLUTEN, ETC	897	228	100	722 TRACTORS NON-ROAD	170	160	69
598 MISC CHEMICAL PRODS NES	593	352	149	723 CIVIL ENGINEERING EQUIP ETC	28	75	33
641 PAPER AND PAPERBOARD	643	308	139	725 PAPER ETC MILL MACHINERY	42	154	65
663 OTHER NONMETAL MINERAL MFS	57	93	41	726 PRINTING, BOOKBINDING MACH, PTS	174	484	212
666 POTTERY	32	266	117	728 OTHER MACH FOR SPECIAL INDUST	151	446	203
673 IRON AND STEEL SHAPES	3 245	247	111	736 MACHINE TOOLS FOR METAL	255	516	221
674 IRON, STEEL UNIV, PLATE, SHEET	67 200	6 673	3 045	741 HEATING, COOLING EQUIPMENT	26	124	57
675 IRON, STEEL HOOP, STRIP	1 310	133	60	744 MECHANICAL HANDLING EQUI	68	124	56
677 IRON, STEEL WIRE EXCL W ROD	5 195	520	232	749 NONELECTR MACH PTS, ACC NES	16	97	42
681 SILVER, PLATINUM, ETC		101	45	751 OFFICE MACHINES	108	492	215
684 ALUMINIUM	232	226	105	752 AUTOMATIC DATA PROC EQUIP	6	155	72
691 STRUCTURES AND PARTS NES	293	65	31	781 PASS MOTOR VEH EXC BUSES	336	863	375
692 METAL TANKS, BOXES, ETC	262	226	102	784 MOTOR VEHCL PTS, ACC NES	759	1 307	577
693 WIRE PRODUCTS NON ELECTR	666	148	70	785 MOTOR & OTHER CYCLES ETC	104	107	48
694 STEEL, COPPER NAILS, NUTS, ETC	251	162	75	786 VEH NES NONMOTR, TRAILERS	131	115	46
695 TOOLS	140	260	122	871 OPTICAL INSTRUMENTS	1	81	36
697 BASE METAL HOUSEHOLD EQUIP	341	398	167	882 PHOTO, CINEMA SUPPLIES	93	172	73
699 OTHER METAL MANUFACTURES	348	514	241	885 WATCHES AND CLOCKS	17	250	108
713 INTERNAL COMBUSTION ENGIN	55	218	98	893 ARTICLES OF PLASTIC NES	122	164	74
716 ROTATING ELECTRIC PLANT	154	261	120	897 GOLD, SILVER WARE, JEWELRY		610	274
722 TRACTORS NON-ROAD	95	85	37				
723 CIVIL ENGINEERING EQUIP ETC	85	149	63	TRINIDAD TOP			
724 TEXTILE, LEATHER MACHINERY		69	30	IMPORTS	2 226 277	115 030	49 709
725 PAPER ETC MILL MACHINERY	25	244	110				
726 PRINTING, BOOKBINDING MACH, PTS	332	1 247	526	034 FISH FRESH, CHILLED, FROZEN	4	76	33
728 OTHER MACH FOR SPECIAL INDUST	863	1 514	670	072 COCOA	339	213	103
736 MACHINE TOOLS FOR METAL	103	526	234	112 ALCOHOLIC BEVERAGES	500	155	71
741 HEATING, COOLING EQUIPMENT	5	139	60	278 OTHER CRUDE MINERALS	77 474	3 348	1 458
742 PUMPS FOR LIQUIDS ETC	19	181	79	288 NONFERR METAL SCRAP NES	873	251	112
744 MECHANICAL HANDLING EQUI	150	224	101	334 PETROLEUM PRODUCTS, REFIN	2 045 498	104 882	45 177
745 NONELECTR MACH, TOOLS NES	190	933	408	511 HYDROCARBONS NES, DERIVS	9 585	1 032	489
749 NONELECTR MACH PTS, ACC NES	71	317	144	512 ALCOHOLS, PHENOLS, ETC	1 776	333	160
751 OFFICE MACHINES	45	225	98	522 INORG ELEMENTS, OXIDES, ETC	90 000	3 853	1 706
759 OFFICE & ADP MCH PTS, ACC	2	125	55	899 OTHER MANUFACTURED GOODS		112	49
778 ELECTRICAL MACHINERY NES	86	218	96	EXPORTS	126 759	57 358	25 456
781 PASS MOTOR VEH EXC BUSES	1 502	3 261	1 455				
784 MOTOR VEHCL PTS, ACC NES	691	1 860	808	022 MILK AND CREAM	6 901	1 158	510
786 VEH NES NONMOTR, TRAILERS	242	274	116	048 CEREAL ETC PREPARATIONS	5 633	492	221
793 SHIPS AND BOATS	1 500	145	58	054 VEG ETC FRSH, SPFLY PRSD	94	199	90
851 FOOTWEAR	55	220	92	111 NON-ALCOHOL BEVERAGES NES	1 865	169	73
871 OPTICAL INSTRUMENTS	3	187	79	112 ALCOHOLIC BEVERAGES	1 373	754	336
872 MEDICAL INSTRUMENTS NES	4	130	56	292 CRUDE VEG MATERIALS NES	26	113	47
874 MEASURING, CONTROLLING INSTR	78	224	95	335 RESIDUAL PETROLEUM PROD NES	1 167	188	84
893 ARTICLES OF PLASTIC NES	85	341	156	431 PROCESSED ANIMAL VEG OIL, ETC	313	74	30
897 GOLD, SILVER WARE, JEWELRY		548	236	511 HYDROCARBONS NES, DERIVS	340	120	51
				512 ALCOHOLS, PHENOLS, ETC	228	81	35



GROUP DESCRIPTION	DT = 100 KG	1 000 DM	1 000 \$	GROUP DESCRIPTION	DT = 100 KG	1 000 DM	1 000 \$
516 OTHER ORGANIC CHEMICALS	2 539	386	162	335 RESIDUAL PETRUM PROD NES	151 473	2 133	918
522 INORG ELEKNTS,OXIDES,ETC	990	263	115	511 HYDROCARBONS NES,DERIVS	10 450	1 118	522
523 OTHR INORGANIC CHEMICALS	16 473	1 273	561	516 OTHER ORGANIC CHEMICALS		1 970	834
531 SYNT DYE,NAT INDGO,LAKES	171	450	197	667 PEARL,PREC-,SEMI-P STONE		104	44
533 PIGMENTS,FAINTS,ETC	1 132	408	190	897 GOLD,SILVER WARE,JEWELRY		78	35
541 MEDICINAL ETC PRODUCTS	268	599	267	971 GOLD,NON MONETARY NES		554	233
551 ESSENTL OIL,PERFUME,ETC	25	74	32				
554 SOAPS,CLEANING ETC PREPS	836	319	147	EXPORTS	150 824	93 810	41 092
562 FERTILIZERS MANUFACTURED	5 164	402	174				
582 PROD OF CONDENSATION ETC	328	289	126	022 MILK AND CREAM	2 983	380	168
583 PROD OF POLYMERIZING ETC	3 378	1 227	551	048 CEREAL ETC PREPARATIONS	1 822	121	55
591 PESTICIDES,DISINFECTANTS	1 510	1 803	819	062 SUGAR PREPS NON-COCOA	443	402	173
598 MISC CHEMICAL PRODS NES	259	138	59	073 CHOCOLATE AND PRODUCTS	74	72	33
629 RUBBER ARTICLES NES	47	114	49	111 NON-ALCOHL BEVERAGES NES	3 016	437	190
641 PAPER AND PAPERBOARD	873	461	200	112 ALCOHOLIC BEVERAGES	3 232	1 097	474
642 ARTICLES OF PAPER ETC	745	535	232	276 OTHER CRUDE MINERALS	3 250	120	54
651 TEXTILE YARN AND THREAD	31	90	38	292 CRUDE VEG MATERIALS NES	54	151	64
653 WOVN MAN-MADE FIB FABRIC	45	281	126	533 PIGMENTS,PAINTS,ETC	122	100	46
657 SPECIAL TEXTILE ETC PROD	78	149	72	541 MEDICINAL ETC PRODUCTS	231	1 299	575
661 CEMENT ETC BUILDING PROD	3 986	94	43	553 PERFUMERY,COSMETICS,ETC	479	1 008	447
662 CLAY,REFRACTORY BLDG PRD	9 603	926	452	554 SOAPS,CLEANING ETC PREPS	1 972	615	257
663 OTH NONMETAL MINERAL MFS	79	192	82	563 PROD OF POLYMERIZING ETC	113	68	32
664 GLASS	3 313	537	235	591 PESTICIDES,DISINFECTANTS	86	147	66
665 GLASSWARE	482	270	119	598 MISC CHEMICAL PRODS NES	811	514	228
666 POTTERY	52	108	45	628 RUBBER ARTICLES NES	37	126	53
672 IRON,STL PRIMARY FORMS	5 763	415	186	634 VENEERS,PLYWOOD,ETC	2 660	286	124
673 IRON AND STEEL SHAPES	3 705	316	138	635 WOOD MANUFACTURES NES	100	82	35
674 IRN,STL UNIV,PLATE,SHEET	13 004	1 189	538	641 PAPER AND PAPERBOARD	542	143	64
677 IRN,STL WIRE EXCL W ROD	487	71	31	642 ARTICLES OF PAPER ETC	307	311	138
678 IRON,STL TUBES,PIPES,ETC	168	127	55	653 WOVN MAN-MADE FIB FABRIC	40	100	46
684 ALUMINIUM	540	468	212	659 FLOOR COVERINGS ETC	265	122	55
691 STRUCTURES AND PARTS NES	4 606	1 539	720	661 CEMENT ETC BUILDING PROD	6 663	160	70
693 WIRE PRODUCTS NON ELECTR	1 078	437	187	662 CLAY,REFRACTORY BLDG PRD	2 105	282	124
695 TOOLS	622	1 432	628	663 OTH NONMETAL MINERAL MFS	2 693	314	142
696 CUTLERY	90	222	97	664 GLASS	610	139	61
697 BASE MTL HOUSEHOLD EQUIP	342	351	150	665 GLASSWARE	53	158	68
699 OTHER METAL MANUFACTURES	450	811	343	666 POTTERY	115	978	436
713 INTRNL COMBUS PISTN ENGN	87	344	152	673 IRON AND STEEL SHAPES	4 648	442	200
714 ENGINES & MOTORS NES	3	65	30	674 IRN,STL UNIV,PLATE,SHEET	15 321	1 065	482
716 ROTATING ELECTRIC PLANT	150	260	115	678 IRON,STL TUBES,PIPES,ETC	19 836	2 642	1 189
721 AGRIC MACHY,EXC TRACTORS	25	87	39	691 STRUCTURES AND PARTS NES	226	75	33
722 TRACTORS NON-ROAD	234	193	84	693 WIRE PRODUCTS NON ELECTR	332	159	73
723 CIVIL ENGINEERG EQUIP ETC	4 141	5 607	2 477	694 STL,COPPR NAILS,NUTS,ETC	171	76	34
724 TEXTILE,LEATHER MACHNRY	22	224	100	695 TOOLS	309	578	253
725 PAPER ETC MILL MACHINERY	222	626	269	696 CUTLERY	41	320	136
726 PRINTG,BKBNDRG MACHY,PTS	226	810	357	697 BASE MTL HOUSEHOLD EQUIP	189	250	110
727 FOOD MACHPRY NON-DOMESTIC	2 978	1 593	713	699 OTHER METAL MANUFACTURES	2 403	1 209	539

## 7 IMPORTS AND EXPORTS (SPECIAL TRADE) BY COUNTRIES OF PRODUCTION AND CONSUMPTION AND BY GROUPS OF THE SITC-REV. II 1981

GROUP DESCRIPTION	DT = 100 KE	1 000 DM	1 000 \$	GROUP DESCRIPTION	DT = 100 KE	1 000 DM	1 000 \$
121 TOBACCO UNMNFCTRD,PEFLSE	10 548	10 921	4 879	696 CUTLERY	133	620	275
122 FUR SKINS UNDRRESSED	1	79	40	699 OTHER METAL MANUFACTURES	8 136	6 883	3 095
263 COTTON	50 886	21 981	9 875	703 INDUSTRIAL PLANT,CHAP 85	251	1 775	827
289 PREC METAL ORE,WASTE NES		820	366	712 STEAM ENGINES,TURBINES	400	3 878	1 741
292 CRUDE VEG MATERIALS NES	34 070	44 076	20 106	713 INTRNL COMBUS PISTN ENGN	1 254	2 441	1 089
334 PETROLEUM PRODUCTS,REFIN	63 951	3 058	1 426	714 ENGINES & MOTORS NES	2	160	69
335 RESIDUAL PETRLM PROD NES	500	86	40	716 ROTATING ELECTRIC PLANT	3 114	6 546	2 935
592 STARCH,INULIN,GLUTEN,ETC	1 080	739	321	718 OTH POWER GENERATG MACHY	15 070	19 291	8 451
611 LEATHER	1 537	3 873	1 734	721 AGRIC MACHY,EXC TRACTORS	1 523	1 772	787
612 LEATHER ETC MANUFACTURES	3 451	5 406	2 389	722 TRACTORS NON-ROAD	3 180	2 542	1 102
651 TEXTILE YARN AND THREAD	15 343	12 349	5 689	723 CIVIL ENGINEERG EQUIP ETC	629	1 583	699
652 COTTON FABRICS,WOVEN	4 175	4 720	2 176	724 TEXTILE,LEATHER MACHNRY	22 727	65 367	29 120
667 PEARL,PREC-,SEMI-P STONE		7 095	3 086	725 PAPER ETC MILL MACHINERY	856	2 208	1 000
718 OTH POWER GENERATG MACHY	210	1 198	493	726 PRINTG,BKBDNG MACHY,PTS	2 983	11 360	5 044
831 TRAVEL GOODS,HANDBAGS	147	1 119	497	727 FOOD MACHRY NON-DOMESTIC	747	1 944	861
843 WOMENS OUTERWEAR NONKNIT	24	84	40	728 OTH MACHY FOR SPCL INDUS	5 860	19 293	8 478
846 UNDERWEAR KNITTED	26	151	68	736 MACHINE TOOLS FOR METAL	2 059	5 602	2 476
892 PRINTED MATTER	812	986	432	737 METALWORKING MACHNRY NES	891	3 059	1 330
897 GOLD,SILVER WARE,JEWELRY	3	273	116	741 HEATING,COOLING EQUIPMNT	3 975	9 226	4 240
941 ZOO ANIMALS,PETS	6	225	102	742 PUMPS FOR LIQUIDS ETC	1 034	3 181	1 409
				743 PUMPS NES,CENTRIFUGES ETC	1 705	6 115	2 764
EXPORTS	966 617	584 036	259 036	744 MECHANICAL HANDLING EQU	3 510	6 083	2 642
022 MILK AND CREAM	40 800	7 824	3 647	745 NONELEC MACHY,TOOLS NES	4 320	15 076	6 805
023 BUTTER	171	90	38	749 NONELEC MACH PTS,ACC NES	2 497	7 162	3 169
037 FISH ETC PREPD PRSVD NES	136	141	65	751 OFFICE MACHINES	312	2 244	952
056 VEGTBLES ETC PRSVD,PREPD	98	253	108	752 AUTOMATIC DATA PROC EQUIP	58	607	269
061 SUGAR AND HONEY	1 947	280	123	759 OFFICE & ADP MCH PTS,ACC	26	283	120
081 FEEDING STUFF FOR ANIMLS	3 171	879	376	762 RADIO BROADCAST RECEIVRS	10	144	60
098 EDIBLE PRODCTS,PREPS NES	1 418	603	284	763 SOUND RECORDRS,PHONOGRPH	12	142	61
111 NON-ALCOHL BEVERAGES NES	4 570	224	101	764 TELECOM EQPT,PTS,ACC NES	2 618	20 264	9 058
112 ALCOHOLIC BEVERAGES	1 453	506	224	771 ELECTRIC POWER MACHY NES	2 429	4 834	2 166
232 NATURAL RUBBER,GUMS	530	270	116	772 SWITCHGEAR ETC & PTS NES	5 887	18 398	8 146
233 RUBBER,SYNTHETIC,RECLAIMD	19 517	5 391	2 410	773 ELECTR DISTRIBUTING MACH	856	908	404
251 PULP AND WASTE PAPER	500	95	38	774 ELECTRO-MEDCL,XRAY EQUIP	264	5 230	2 340
266 SYNTHETIC FIBRE TO SPIN	1 609	598	260	775 HOUSEHOLD TYPE EQUIP NES	200	265	115
278 OTHER CRUDE MINERALS	2 576	162	68	776 TRANSISTORS,VALVES,ETC	12	257	112
287 BASE METAL ORES,CONC NES	1 711	174	78	778 ELECTRICAL MACHINERY NES	6 226	15 042	6 700
291 CRUDE ANIMAL MTRIALS NES	29	126	58	781 PASS MOTOR VEH EXC BUSES	11 588	22 850	10 071
292 CRUDE VEG MATERIALS NES	633	1 420	626	782 LORRIES,SPCL MTR VEH NES	4 774	5 987	2 779
334 PETROLEUM PRODUCTS,REFIN	6 115	2 068	904	784 MOTOR VEHCL PTS,ACC NES	2 016	6 379	2 806
335 RESIDUAL PETRLM PROD NES	29 859	4 579	2 018	785 MOTOR & OTHER CYCLES ETC	1 450	1 100	482
411 ANIMAL OILS AND FATS	443	109	48	786 VEH NES NONMOTR,TRAILERS	582	480	217
431 PROCESD ANML VEG OIL,ETC	2 385	500	215	791 RAILWAY VEHICLES	540	301	136
511 HYDROCARBONS NES,DERIVS	12 370	3 474	1 539	801 INDUSTRIAL PLANT,CHAP 90	54	1 976	863
512 ALCOHOLS,PHENOLS,ETC	2 200	1 190	515	802 INDUSTRIAL PLANT,CHAP 94	11	123	55
513 ORGANIC ACIDS,ETC	22 835	8 055	3 618	812 PLUMRG,HEATNG,LGHTNG EQU	326	819	356
514 NITROGEN-FUNCTN COMPOUNDS	19 193	12 724	5 664	813 FURNITURE	1 315	2 906	1 311
515 ORG-INORG COMPOUNDS ETC	7 473	15 154	6 662	831 TRAVEL GOODS,HANDBAGS	23	151	69
516 OTHER ORGANIC CHEMICALS	7 120	3 479	1 524	843 WOMENS OUTERWEAR NONKNIT	15	170	77
522 INORG ELEMNTS,OXIDES,ETC	26 742	6 316	2 807	845 OUTERWEAR KNIT NONELASTC	6	81	38
523 OTHR INORGANIC CHEMICALS	47 060	4 133	1 789	848 HEADGEAR,NONTXTL CLOTHNG	39	188	84
531 SYNT DYE,NAT INDGO,LAKES	4 719	14 581	6 422	851 FOOTWEAR	53	238	104
532 DYES NES,TANNING PRODS	6 765	1 435	631	871 OPTICAL INSTRUMENTS	42	1 432	631
533 PIGMENTS,PAINTS,ETC	7 544	4 535	1 999	872 MEDICAL INSTRUMENTS NES	502	8 776	3 903
541 MEDICINAL ETC PRODUCTS	3 063	26 342	11 562	873 METERS & COUNTERS NES	112	821	368
551 ESSENTIAL OIL,PERFUME,ETC	418	1 591	712	874 MEASURNG,CONTROLNG INSTR	563	6 620	2 918
553 PERFUMERY,COSMETICS,ETC	161	237	105	881 PHOTO APPAR & EQUIP NES	65	464	202
554 SOAPS,CLEANING ETC PREPS	11 290	3 761	1 671	882 PHOTO,CINEMA SUPPLIES	1 699	2 661	1 195
562 FERTILIZERS MANUFACTURED	20 369	748	332	884 OPTICAL GOODS NES	4	289	126
572 EXPLOSIVES,PYROTECH PROD	1 000	249	110	885 WATCHES AND CLOCKS	142	1 075	476
582 PROD OF CONDENSATION ETC	8 012	5 122	2 230	892 PRINTED MATTER	1 412	1 672	741
583 PROD OF POLYMERIZING ETC	39 258	10 289	4 507	893 ARTICLES OF PLASTIC NES	506	1 058	469
584 CELLULOSE DERIVATIVES ETC	2 014	2 167	963	894 TOYS,SPORTING GOODS,ETC	76	279	130
585 PLASTIC MATERIALS NES	119	218	93	895 OFFICE SUPPLIES NES	281	1 117	489
591 PESTICIDES,DISINFECTANTS	10 283	6 768	2 992	896 WORKS OF ART ETC	6	885	412
592 STAPCH,INULIN,GLUTEN,ETC	859	628	274	897 GOLD,SILVER WARE,JEWELRY	71	2 734	1 195
598 MISC CHEMICAL PRODS NES	17 064	8 488	3 720	898 MUSICAL INSTRUMENTS,PTS	76	443	195
605 INDUSTRIAL PLANT,CHAP 73	394	1 353	631	899 OTHER MANUFACTURED GOODS	71	754	332
607 INDUSTRIAL PLANT,CHAP 82	241	899	392	951 WAR FIREARMS,AMMUNITION	212	1 081	484
612 LEATHER ETC MANUFACTURES	29	79	35				
621 MATERIALS OF RUBBER	479	559	244	VENEZUELA			
625 RUBBER TYRES,TUBES	212	138	61	IMPORTS	29 280 026	828 123	362 101
628 RUBBER ARTICLES NES	383	855	385	057 FRUIT,NUTS,FRESH,DRIED	1 074	199	88
641 PAPER AND PAPERBOARD	6 652	2 929	1 280	058 FRUIT PRESERVED,PREPARED	250	104	44
642 ARTICLES OF PAPER ETC	880	780	347	072 COCOA	7 925	4 812	2 177
651 TEXTILE YARN AND THREAD	2 334	3 358	1 490	281 IRON ORE,CONCENTRATES	13 945 163	79 419	35 321
653 WOVN MAN-MADE FIB FABRIC	85	462	207	288 NONFERR METAL SCRAP NES	1 516	75	31
655 KNIT ETC FABRICS	40	130	58	289 PREC METAL ORE,WASTE NES	2	213	92
656 LACE,RIBBONS,TULLE,ETC	8	71	34	291 CRUDE ANIMAL MTRIALS NES	1 402	118	53
657 SPECIAL TEXTILE ETC PROD	495	1 475	649	333 CRUDE PETROLEUM	14 283 927	658 099	286 861
658 TEXTILE ARTICLES NES	4	89	36	334 PETROLEUM PRODUCTS,REFIN	796 904	46 495	20 168
659 FLOOR COVERINGS ETC	12	99	40	663 OTH NONMETAL MINERAL MFS	31	84	36
661 CEMENT ETC BUILDING PROD	2 300	90	38	671 PIG IRON ETC	164 571	17 093	7 537
662 CLAY,REFRACTORY BLDG PRD	10 357	1 033	472	672 IRON,STL PRIMARY FORMS	62 091	3 260	1 443
663 OTH NONMETAL MINERAL MFS	543	738	326	681 SILVER,PLATINUM,ETC	3	276	131
664 GLASS	2 996	955	420	684 ALUMINIUM	10 004	3 372	1 471
665 GLASSWARE	595	875	386	716 ROTATING ELECTRIC PLANT	287	153	67
666 POTTERY	15	254	118	737 METALWORKING MACHNRY NES	7	117	55
667 PEARL,PREC-,SEMI-P STONE		201	90	743 PUMPS NES,CENTRIFUGES ETC	16	101	45
672 IRON,STL PRIMARY FORMS	74 266	5 092	2 222	749 NONELEC MACH PTS,ACC NES	13	80	34
673 IRON AND STEEL SHAPES	74 226	6 668	2 961	764 TELECOM EQPT,PTS,ACC NES	13	163	73
674 IRN,STL UNIV,PLATE,SHEET	234 255	19 368	8 485	874 MEASURNG,CONTROLNG INSTR	7	115	47
675 IRON,STEEL HOOP,STRIP	9 041	1 635	735	961 COIN NONGOLD,NONCURRENT	3	234	111
677 IRN,STL WIRE EXCL W ROD	1 070	486	220				
678 IRON,STL TUBES,PIPES,ETC	3 781	1 014	463	EXPORTS	5 067 781	1 246 471	551 342
682 COPPER EXC CEMENT COPPER	709	515	235	022 MILK AND CREAM	108 235	39 872	17 737
683 NICKEL	52	298	132	024 CHEESE AND CURD	580	475	206
684 ALUMINIUM	1 215	1 102	485	037 FISH ETC PREPD PRSVD NES	212	353	157
685 LEAD	71	93	39	048 CEREAL ETC PREPARATIONS	151 974	12 211	5 395
691 STRUCTURES AND PARTS NES	734	402	178	054 VEG ETC FRSH,SMPLY PRSVD	4 602	7 433	3 387
692 METAL TANKS,BOXES,ETC	767	914	423	056 VEGTBLES ETC PRSVD,PREPD	447	312	137
693 WIRE PRODUCTS NON ELECTR	503	483	217	057 FRUIT,NUTS,FRESH,DRIED	425	495	306
694 STL,COPPR NAILS,NUTS,ETC	178	249	109				
695 TOOLS	2 570	4 875	2 153				

## 7 IMPORTS AND EXPORTS (SPECIAL TRADE) BY COUNTRIES OF PRODUCTION AND CONSUMPTION AND BY GROUPS OF THE SITC-REV. II 1981

GROUP DESCRIPTION	DT = 100 KG	1 000 DM	1 000 \$	GROUP DESCRIPTION	DT = 100 KG	1 000 DM	1 000 \$
061 SUGAR AND HONEY	1 972	291	126	737 METALWORKING MACHNRY NES	4 573	13 731	6 051
061 FEEDING STUFF FOR ANIMALS	6 003	1 661	827	741 HEATING, COOLING EQUIPMNT	24 249	19 521	8 632
096 EDIBLE PRODUCTS, PREPS NES	2 143	1 340	591	742 PUMPS FOR LIQUIDS ETC	3 151	15 979	7 068
112 ALCOHOLIC BEVERAGES	3 788	1 488	663	743 PUMPS NES, CENTRIFUGES ETC	5 087	18 025	7 991
233 RUBBER, SYNTHETIC, RECLAIMED	37 046	11 261	4 901	744 MECHANICAL HANDLING EQU	15 343	25 106	11 159
245 FUEL WOOD NES, CHARCOAL	298	70	34	745 NONELEC MACHY, TOOLS NES	6 533	39 245	17 307
251 PULP AND WASTE PAPER	634	84	39	749 NONELEC MACH FTS, ACC NES	10 679	34 309	15 221
266 SYNTHETIC FIBRE TO SPIN	1 133	600	261	751 OFFICE MACHINES	2 244	12 643	5 522
273 STONE, SAND AND GRAVEL	3 871	155	66	752 AUTOMATIC DATA PROC EQUIP	217	3 222	1 418
276 OTHER CRUDE MINERALS	5 978	1 010	440	759 OFFICE & ADP MCH PIS, ACC	63	1 464	641
292 CRUDE VEG MATERIALS NES	1 466	1 025	457	762 RADIO BROADCAST RECEIVERS	12	125	54
334 PETROLEUM PRODUCTS, REFIN	2 119	854	374	763 SOUND RECORDERS, PHONOGRPH	110	567	248
335 RESIDUAL PETRLM PROD NES	41 230	5 212	2 336	764 TELECOM EGPT, PIS, ACC NES	1 545	18 747	8 154
411 ANIMAL OILS AND FATS	255	67	31	771 ELECTRIC POWER MACHY NES	4 194	6 040	2 711
474 FIXED VEG OIL NONSOFT	988	215	91	772 SWITCHGEAR ETC & FTS NES	8 560	43 508	19 301
431 PROCESD ANML VEG OIL, ETC	5 746	1 942	850	773 ELECTRIC DISTRIBUTING MACH	2 150	2 831	1 275
511 HYDROCARBONS NES, DERIVS	20 965	1 760	818	774 ELECTRO-MEDCL, XRAY EQUIP	820	10 357	4 559
512 ALCOHOLS, PHENOLS, ETC	11 783	3 621	1 611	775 HOUSEHOLD TYPE EQUIP NES	2 454	6 487	2 823
513 ORGANIC ACIDS, ETC	17 354	7 107	3 156	776 TRANSISTORS, VALVES, ETC	9	1 676	754
514 NITROGEN-FUNCTN COMPOUNDS	16 781	14 848	6 606	778 ELECTRICAL MACHINERY NES	263 186	26 867	11 864
515 ORG-INORG COMPOUNDS ETC	5 501	12 532	5 562	781 PASS MOTOR VEH EXC BUSES	2 020	6 251	2 737
516 OTHER ORGANIC CHEMICALS	5 044	2 850	1 267	782 LORRIES, SPCL MTR VEH NES	544	726	316
522 INORG ELEMNTS, OXIDES, ETC	286 711	10 875	4 705	784 MOTOR VEHCL PIS, ACC NES	6 543	19 583	8 712
523 OTHR INORGANIC CHEMICALS	73 775	11 510	4 968	786 VEH NES NONMOTR, TRAILERS	378	466	209
524 RADIOACTIVE ETC MATERIAL	9	98	44	791 RAILWAY VEHICLES	125	116	54
531 SYNT DYE, NAT INDGO, LAKES	3 948	14 579	6 399	792 AIRCRAFT	2	75	34
532 DYES NES, TANNING PRODS	26 850	5 332	2 353	801 INDUSTRIAL PLANT, CHAP 90	1	98	43
533 PIGMENTS, FAINTS, ETC	31 077	11 316	4 975	812 PLUMBING, HEATING, LIGHTNG EQU	386	677	297
541 MEDICINAL ETC PRODUCTS	3 335	19 024	8 372	821 FURNITURE	209	500	225
551 ESSENTIAL OIL, PERFUME, ETC	632	2 540	1 124	831 TRAVEL GOODS, HANDBAGS	200	1 239	538
553 PERFUMERY, COSMETICS, ETC	628	2 209	979	843 WOMENS OUTERWEAR NONKNIT	40	602	257
554 SOAPS, CLEANING ETC PREPS	16 737	6 480	2 813	845 OUTERWEAR KNIT NONELASTC	19	333	140
562 FERTILIZERS MANUFACTURED	100 559	4 223	1 747	846 UNDERWEAR KNITTED	9	92	39
572 EXPLOSIVES, PYROTECH PROD	3 014	1 760	770	847 TXTL CLTHNG ACCESSRES NES	20	117	49
582 PROD OF CONDENSATION ETC	12 053	8 438	3 685	848 HEADGEAR, NONTXTL CLTHNG	25	234	104
583 PROD OF POLYMERIZING ETC	60 912	16 514	7 282	851 FOOTWEAR	266	1 237	546
584 CELLULOSE DERIVATIVES ETC	4 118	4 090	1 782	871 OPTICAL INSTRUMENTS	36	1 361	595
585 PLASTIC MATERIALS NES	87	689	289	872 MEDICAL INSTRUMENTS NES	736	7 863	3 455
591 PESTICIDES, DISINFECTANTS	15 028	9 628	4 294	873 METERS & COUNTERS NES	40	579	263
592 STARCH, INULIN, GLUTEN, ETC	3 667	2 494	1 096	874 MEASURING, CONTROLLING INSTR	1 322	15 896	7 036
598 MISC CHEMICAL PRODS NES	54 620	21 206	9 351	881 PHOTO APPAR & EQUIPT NES	1 067	8 044	3 510
605 INDUSTRIAL PLANT, CHAP 73	594	1 009	436	882 PHOTO, CINEMA SUPPLIES	2 834	7 042	3 108
611 LEATHER	28	214	94	884 OPTICAL GOODS NES	18	962	425
612 LEATHER ETC MANUFACTURES	30	188	83	885 WATCHES AND CLOCKS	268	1 714	748
621 MATERIALS OF RUBBER	2 213	1 605	719	892 PRINTED MATTER	4 008	7 783	3 461
625 RUBBER TYRES, TUBES	793	586	264	893 ARTICLES OF PLASTIC NES	2 466	3 638	1 599
628 RUBBER ARTICLES NES	2 231	4 471	1 968	894 TOYS, SPORTING GOODS, ETC	852	3 310	1 488
634 VENEERS, PLYWOOD, ETC	4 952	1 371	601	895 OFFICE SUPPLIES NES	667	4 773	2 119
635 WOOD MANUFACTURES NES	423	470	207	896 WORKS OF ART ETC	8	181	80
641 PAPER AND PAPERBOARD	14 830	6 382	2 999	897 GOLD, SILVER WARE, JEWELRY	69	2 727	1 236
642 ARTICLES OF PAPER ETC	1 940	2 290	988	898 MUSICAL INSTRUMENTS, PIS	1 231	4 998	2 205
651 TEXTILE YARN AND THREAD	1 047	1 721	766	899 OTHER MANUFACTURED GOODS	532	2 375	1 056
652 COTTON FABRICS, WOVEN	56	295	132	951 WAR FIREARMS, AMMUNITION	561	3 888	1 760
653 WOVN MAN-MADE FIB FABRIC	824	1 702	774	951 COIN NONGOLD, NONCURRENT	141	9 871	4 188
654 OTH WOVEN TEXTILE FABRIC	39	204	86	971 GOLD, NON MONETARY NES	360	156	156
655 KNIT ETC FABRICS	24	118	51				
657 SPECIAL TEXTILE ETC PROD	1 453	3 061	1 360	GUAYANA			
658 TEXTILE ARTICLES NES	165	393	162				
661 CEMENT ETC BUILDING PROD	2 066 519	14 506	6 219	IMPORTS	1 299 857	48 018	21 408
662 CLAY, REFRACTORY BLDG PRD	59 133	6 173	2 713				
663 OTH NONMETAL MINERAL MFS	5 592	4 441	1 955	061 SUGAR AND HONEY	330 087	9 164	4 123
664 GLASS	2 777	1 281	558	112 ALCOHOLIC BEVERAGES	15 251	2 497	1 099
665 GLASSWARE	5 563	4 669	2 054	247 OTH WOOD ROUGH, SQUARED	2 171	121	53
666 POTTERY	1 078	1 759	773	287 BASE METAL ORES, CONC NES	951 702	36 086	16 067
667 PEARL, FRESH, SEMI-P STONE	6	341	147				
671 PIG IRON ETC	5 347	1 661	712	EXPORTS	60 880	11 273	4 916
672 IRON, STL PRIMARY FORMS	69 470	5 162	2 325				
673 IRON AND STEEL SHAPES	270 347	25 302	11 228	022 MILK AND CREAM	3 500	683	311
674 IRN, STL UNIV, PLATE, SHEET	366 952	51 240	22 479	054 VEG ETC FRSH, SMPLY PRSVD	178	634	285
675 IRON, STEEL HOOP, STRIP	17 543	5 292	2 358	523 OTHR INORGANIC CHEMICALS	2 567	338	153
676 RAILWAY RAILS ETC IRN, STL	2 421	279	124	531 SYNT DYE, NAT INDGO, LAKES	43	162	71
677 IRN, STL WIRE EXCL W ROD	3 149	883	387	541 MEDICINAL ETC PRODUCTS	51	218	91
678 IRON, STL TUBES, PIPES, ETC	364 575	70 567	31 193	562 FERTILIZERS MANUFACTURED	28 000	821	359
679 IRN, STL CASTINGS UNWORKE	2 191	291	129	583 PROD OF POLYMERIZING ETC	1 256	312	134
681 SILVER, PLATINUM, ETC	8	355	161	591 PESTICIDES, DISINFECTANTS	263	269	123
682 COPPER EXC CEMENT COPPER	10 902	8 812	3 887	642 ARTICLES OF PAPER ETC	956	201	91
683 NICKEL	656	1 244	546	661 CEMENT ETC BUILDING PROD	7 000	82	35
684 ALUMINIUM	7 880	5 010	2 228	673 IRON AND STEEL SHAPES	2 320	164	74
685 LEAD	9 794	4 198	1 878	674 IRN, STL UNIV, PLATE, SHEET	10 438	1 066	439
686 ZINC	273	81	34	677 IRN, STL WIRE EXCL W ROD	1 372	138	57
691 STRUCTURES AND PARTS NES	10 844	4 992	2 294	695 TOOLS	75	124	53
692 METAL TANKS, BOXES, ETC	10 630	13 852	6 088	713 INTRNL COMBUS PISTN ENGN	40	149	67
693 WIRE PRODUCTS NON ELECTR	1 592	1 065	471	716 ROTATING ELECTRIC PLANT	40	131	57
694 STL, COPPR NAILS, NUTS, ETC	4 412	2 632	1 180	723 CIVIL ENGINEERG EQUIP ETC	546	1 349	599
695 TOOLS	4 780	10 189	4 517	726 PRINTG, BKGINOG MACHY, PIS	129	581	249
696 CUTLERY	1 878	7 996	3 522	728 OTH MACHY FOR SFCL INDUS	292	462	208
697 BASE METL HOUSEHOLD EQUIP	378	696	301	736 MACHINE TOOLS FOR METAL	28	99	44
699 OTHER METAL MANUFACTURES	17 502	18 111	7 934	741 HEATING, COOLING EQUIPMNT	7	66	32
700 INDUSTRIAL PLANT, CHAP 84	10 401	15 612	6 905	743 PUMPS NES, CENTRIFUGES ETC	50	189	84
703 INDUSTRIAL PLANT, CHAP 85	443	1 393	585	744 MECHANICAL HANDLING EQU	27	84	38
711 STEAM BOILERS & AUX PLNT	562	997	449	749 NONELEC MACH PIS, ACC NES	34	140	62
712 STEAM ENGINES, TURBINES	224	4 782	2 111	764 TELECOM EGPT, PIS, ACC NES	5	94	45
713 INTRNL COMBUS PISTN ENGN	4 909	15 198	6 710	781 PASS MOTOR VEH EXC BUSES	167	408	182
714 ENGINES & MOTORS NES	78	274	121	782 LORRIES, SPCL MTR VEH NES	603	788	315
716 ROTATING ELECTRIC PLANT	12 491	22 633	10 077	784 MOTOR VEHCL PIS, ACC NES	34	82	36
718 OTH POWER GENERATG MACHY	19	26	34	882 PHOTO, CINEMA SUPPLIES	51	100	46
721 AGRIC MACHY, EXC TRACTORS	3 064	8 091	3 595	895 OFFICE SUPPLIES NES	23	123	51
722 TRACTORS NON-ROAD	15 355	14 086	6 441				
723 CIVIL ENGINEERG EQUIP ETC	11 755	13 043	5 895				
724 TEXTILE, LEATHER MACHNRY	4 192	15 943	7 029				
725 PAPER ETC MILL MACHINERY	2 022	6 743	3 044				
726 PRINTG, EKLINDG MACHY, PIS	3 636	12 796	5 406				
727 FOOD MACHRY NON-DOMESTIC	3 292	10 665	4 782				
728 OTH MACHY FOR SPCL INDUS	22 985	53 216	23 549				
736 MACHINE TOOLS FOR METAL	3 970	13 984	6 344				

## 7 IMPORTS AND EXPORTS (SPECIAL TRADE) BY COUNTRIES OF PRODUCTION AND CONSUMPTION AND BY GROUPS OF THE SITC-REV. II 1981

GROUP DESCRIPTION	DT = 100 KG	1 000 DM	1 000 \$	GROUP DESCRIPTION	DT = 100 KG	1 000 DM	1 000 \$
<b>SURINAM</b>				<b>743 PUMPS NES,CENTRIFUGES ETC</b>			
<b>IMPORTS</b>				745 NONELEC MACHY,TOOLS NES	10	80	34
042 RICE	403 587	48 851	22 011	776 ELECTRICAL MACHINERY NES	32	134	61
041 SUGAR AND HONEY				781 PASS MOTOR VEH EXC BUSES	306	331	143
112 ALCOHOLIC BEVERAGES				782 LORRIES,SPCL MTR VEH NES	1 170	2 129	929
247 OTH WOOD ROUGH,SQUARED	188 591	20 304	9 170	784 MOTOR VEHCL PTS,ACC NES	108	139	57
287 BASE METAL ORES,CONC NES	600	87	38	874 MEASURING,CONTROLNG INSTR	125	376	165
288 NONFERP METAL SCRAP NES	2 852	441	184	897 COLD,SILVER WARE,JEWELRY	62	376	186
684 ALUMINIUM	30 520	1 177	507			66	30
686 ZINC	104 212	3 246	1 375	<b>ECUADOR</b>			
	2 029	195	85	<b>IMPORTS</b>			
	71 814	22 572	10 285	056 VEGTBLES ETC PRSVD,PREPD	848 487	139 248	62 121
	747	147	60	057 FRUIT,NUTS,FRESH,DRIED			
<b>EXPORTS</b>				071 COFFEE AND SUBSTITUTES	2 561	1 434	635
048 CEREAL ETC PREPARATIONS	154 326	43 206	19 060	072 COCOA	739 923	81 476	36 311
061 SUGAR AND HONEY	46 515	6 565	2 974	121 TOBACCO UNMNFCTRD,REFUSE	42 894	31 028	13 850
062 SUGAR PREPS NON-COCOA	89	71	31	248 WOOD SHAPED	21 280	12 988	5 876
278 OTHER CRUDE MINERALS	11 051	201	87	265 VEG FIRE,EXCL COTN JUTE	57	88	39
424 FIXED VEG OIL NONSOFT	321	69	31	287 BASE METAL ORES,CONC NES	3 954	3 242	1 442
515 ORG-INORG COMPOUNDS ETC	306	80	34	289 PREC METAL ORE,WASTE NES	1 810	559	247
523 OTHR INORGANIC CHEMICALS	993	104	47	292 CRUDE VEG MATERIALS NES	26 054	1 719	785
533 PIGMENTS,PAINTS,ETC	918	277	116	424 FIXED VEG OIL NONSOFT	296	1 242	552
541 MEDICINAL ETC PRODUCTS	185	1 381	597	541 MEDICINAL ETC PRODUCTS	3 832	1 356	603
553 PERFUMERY,COSMETICS,ETC	353	523	227	634 VENEERS,PLYWOOD,ETC	3 026	652	267
554 SOAPS,CLEANING ETC PREPS	934	299	134	635 WOOD MANUFACTURES NES	3	180	78
562 FERTILIZERS MANUFACTURED	28 966	1 487	630	641 PAPER AND PAPERBOARD	916	624	265
582 PROD OF CONDENSATION ETC	314	154	65	657 SPECIAL TEXTILE ETC PROD	97	167	76
583 PROD OF POLYMERIZING ETC	5 284	1 442	641	845 OUTERWEAR KNIT NONELASTC	486	73	31
591 PESTICIDES,DISINFECTANTS	1 636	1 016	429	874 MEASURING,CONTROLNG INSTR	10	80	37
592 STARCH,INULIN,GLUTEN,ETC	307	134	59	941 ZOO ANIMALS,PETS	25	91	42
611 LEATHER	82	239	108		12	254	109
625 RUBBER TYRES,TUPES	598	154	63			368	159
628 RUBBER ARTICLES NES	45	109	48	<b>EXPORTS</b>			
641 PAPER AND PAPERBOARD	1 680	353	156	022 MILK AND CREAM	628 443	369 346	163 828
642 ARTICLES OF PAPER ETC	330	232	105	054 VEG ETC FRSH,SMPLY PRSVD	7 100	1 935	907
651 TEXTILE YARN AND THREAD	118	87	39	061 SUGAR AND HONEY	100	712	332
659 FLOOR COVERINGS ETC	101	72	31	081 FEEDING STUFF FOR ANMLS	494	102	43
662 CLAY,REFRACTORY BLDG PRD	1 021	117	51	098 EDIBLE PRODCTS,PREPS NES	2 158	442	192
663 OTH NONMETAL MINERAL MFS	221	145	65	112 ALCOHOLIC BEVERAGES	5 489	4 227	1 801
664 GLASS	595	180	78	233 RUBBER,SYNTHTIC,RECLAIMD	379	136	60
673 IRON AND STEEL SHAPES	3 935	319	146	266 SYNTHETIC FIBRE TO SPIN	16 375	4 475	2 044
674 IRN,STL UNIV,PLATE,SHEET	1 725	197	91	292 CRUDE VEG MATERIALS NES	5 965	2 744	1 185
676 RAILWAY RAILS ETC IRN,STL	839	170	72	334 PETROLEUM PRODUCTS,REFIN	343	293	130
678 IRON,STL TUBES,PIFES,ETC	14 691	1 543	684	335 RESIDUAL PETRLM PROD NES	1 418	554	246
684 ALUMINIUM	296	226	102	424 FIXED VEG OIL NONSOFT	12 669	1 753	776
691 STRUCTURES AND PARTS NES	220	82	36	511 PROCESD ANML VEG OIL,ETC	1 238	330	137
693 WIRE PRODCTS NON ELECTR	4 227	754	326	431 HYDROCARBONS NES,DERIVS	737	223	96
694 STL,COPPR NAILS,NUTS,ETC	474	197	84	512 ALCOHOLS,PHENOLS,ETC	2 773	671	292
695 TOOLS	281	598	261	513 ORGANIC ACIDS,ETC	5 360	1 322	588
696 CUTLERY	32	99	46	514 NITROGEN-FUNCTN COMPOUNDS	2 883	2 595	1 158
697 BASE MTL HOUSEHOLD EQUIP	435	326	144	515 ORG-INORG COMPOUNDS ETC	598	1 918	853
699 OTHER METAL MANUFACTURES	547	701	301	516 OTHER ORGANIC CHEMICALS	612	6 336	2 830
713 INTRNL COMBUS PISTN ENGN	34	157	69	522 INORG ELEMNTS,OXIDES,ETC	576	725	318
716 ROTATING ELECTRIC PLANT	66	70	33	523 OTHR INORGANIC CHEMICALS	6 198	1 447	637
721 AGRIC MACHY,EXC TRACTORS	1 021	1 192	546	531 SYNT DYE,NAT INDGO,LAKES	6 766	1 551	674
722 TRACTORS NON-ROAD	212	183	75	532 DYES NES,TANNING PRODS	2 113	6 855	3 060
723 CIVIL ENCGNEERG EQUIP ETC	5 410	5 747	2 546	533 PIGMENTS,PAINTS,ETC	2 879	710	304
724 TEXTILE,LEATHER MACHNRY	49	238	105	541 MEDICINAL ETC PRODUCTS	5 761	4 880	2 179
726 PRNTG,BKBDNG MACHY,PTS	27	67	32	551 ESSENTL OIL,PERFUME,ETC	2 378	23 073	10 125
727 FOOD MACHRY NON-DOMESTIC	696	1 753	748	553 PERFUMERY,COSMETICS,ETC	379	1 254	554
728 OTH MACHY FOR SPCL INDUS	352	855	366	562 FERTILIZERS MANUFACTURED	72	196	82
736 MACHINE TOOLS FOR METAL	86	171	76	572 EXPLOSIVES,PYROTECH PROD	3 402	2 200	978
741 HEATING,COOLING EQUIPMNT	505	819	365	582 PROD OF CONDENSATION ETC	19 722	1 493	702
742 PUMPS FOR LIQUIDS ETC	20	85	38	583 PROD OF POLYMERIZING ETC	21	144	64
743 PUMPS NES,CENTRIFUGES ETC	72	140	62	584 CELLULOSE DERIVATVS ETC	15 566	5 781	2 537
744 MECHANICAL HANDLING EQU	1 520	1 176	527	591 PESTICIDES,DISINFECTANTS	81 141	19 339	8 612
745 NONELEC MACHY,TOOLS NES	237	719	328	592 STARCH,INULIN,GLUTEN,ETC	514	534	239
749 NONELEC MACH PTS,ACC NES	156	422	192	598 MISC CHEMICAL PRODS NES	10 853	11 109	4 760
751 OFFICE MACHINES	33	120	51	621 MATERIALS OF RUBBER	729	581	252
764 TELECOM EQPT,PTS,ACC NES	53	583	261	625 RUBBER TYRES,TUBES	7 075	4 941	2 166
772 SWITCHGEAR ETC & PTS NES	214	726	321	628 RUBBER ARTICLES NES	591	389	176
773 ELECTR DISTRIBUTING MACH	519	281	121	635 WOOD MANUFACTURES NES	372	315	134
778 ELECTRICAL MACHINERY NES	364	343	143	641 PAPER AND PAPERBOARD	475	827	363
781 PASS MOTOR VEH EXC BUSES	497	661	284	642 ARTICLES OF PAPER ETC	182	92	41
784 MOTOR VEHCL PTS,ACC NES	285	400	176	651 TEXTILE YARN AND THREAD	2 399	936	442
785 MOTOR & OTHER CYCLES ETC	422	692	307	653 WOVN MAN-MADE FIB FABRIC	181	339	149
791 RAILWAY VEHICLES	326	209	94	657 SPECIAL TEXTILE ETC PROD	1 052	1 184	517
812 PLUMBNG,HEATNG,LGHTNG EQU	195	134	58	661 CEMENT ETC BUILDING PROD	22	73	31
848 HEADGEAR,NONTXTL CLOTHNG	31	64	30	662 CLAY,REFRACTORY BLDG PRD	162	801	354
851 FOOTWEAR	123	571	257	663 OTH NONMETAL MINERAL MFS	12 854	355	156
872 MEDICAL INSTRUMENTS NES	18	178	77	664 GLASS	20 525	2 562	1 173
874 MEASURING,CONTROLNG INSTR	18	182	79	665 GLASSWARE	6 055	1 357	612
882 PHOTO,CINEMA SUPPLIES	102	118	50	666 POTTERY	2 939	749	338
884 OPTICAL GOODS NES		87	38	667 PEARL,PREC-,SEMI-P STONE	2 063	1 084	473
893 ARTICLES OF PLASTIC NES	511	428	192	672 IRON,STL PRIMARY FORMS	202	438	195
894 TOYS,SPORTING GOODS,ETC	60	96	41	673 IRON AND STEEL SHAPES	591	267	117
895 OFFICE SUPPLIES NES	90	212	88	674 IRN,STL UNIV,PLATE,SHEET	84 944	3 873	1 643
898 MUSICAL INSTRUMENTS,PTS	76	123	53	675 IRON,STEEL HOOP,STRIP	8 055	1 052	470
899 OTHER MANUFACTURED GOODS	352	354	156	677 IRN,STL WIRE EXCL W ROD	130 939	19 148	8 246
<b>FRENCH GUIAN</b>				678 IRON,STL TUBES,PIFES,ETC	3 440	454	199
<b>IMPORTS</b>				682 COPPER EXC CEMENT COPPER	1 379	231	105
211 HIDES,SKINS,UNDRESSED	141	346	155	684 ALUMINIUM	539	278	123
941 ZOO ANIMALS,PETS	6	74	34	685 LEAD	724	599	265
<b>EXPORTS</b>				689 NON-FER BASE METALS NES	621	781	341
122 TOBACCO MFRS	34	77	33	691 STRUCTURES AND PARTS NES	862	317	157
662 CLAY,REFRACTORY BLDG PRD	736	109	52	692 METAL TANKS,BOXES,ETC	10	76	36
673 IRON AND STEEL SHAPES	1 563	106	49	693 WIRE PRODUCTS NON ELECTR	1 179	1 470	671
674 IRN,STL UNIV,PLATE,SHEET	2 598	302	126	694 STL,COPPR NAILS,NUTS,ETC	408	665	289
728 OTH MACHY FOR SPCL INDUS	692	1 046	465	695 TOOLS	760	346	158
				696 CUTLERY	584	414	182
				697 BASE MTL HOUSEHOLD EQUIP	1 482	3 652	1 645
				699 OTHER METAL MANUFACTURES	147	400	179
					354	506	228
					3 560	3 538	1 600

## 7 IMPORTS AND EXPORTS (SPECIAL TRADE) BY COUNTRIES OF PRODUCTION AND CONSUMPTION AND BY GROUPS OF THE SITC-REV. II 1981

GROUP DESCRIPTION	DT = 100 KG	1 000 DM	1 000 \$	GROUP DESCRIPTION	DT = 100 KG	1 000 DM	1 000 \$
711 STEAM BOILERS & AUX PLNT	406	122	54	743 PUMPS NES,CENTRIFUGES ETC	16	87	41
713 INTRNL COMBUS PISTN ENGN	1 921	10 673	4 704	821 FURNITURE	85	180	78
714 ENGINES & MOTORS NES	5 320	9 749	4 620	845 OUTERWEAR KNIT NONELASTC	383	2 466	1 054
716 ROTATING ELECTRIC PLANT	13 430	10 139	4 517	847 TXTL CLTHNG ACCESSRYS NES	24	143	60
718 OTH POWER GENERATG MACHY	26	223	103	848 HEADGEAR,NONTXTL CLOTHNG	141	1 260	559
721 AGRIC MACHY,EXC TRACTORS	5 409	7 464	3 260	894 TOYS,SPORTING GOODS,ETC	16	71	31
722 TRACTORS NON-ROAD	3 934	3 453	1 520	897 GOLD,SILVER WARE,JEWELRY		227	98
723 CIVIL ENGINEERG EQUIP ETC	4 384	3 912	1 722	899 OTHER MANUFACTURED GOODS	82	202	87
724 TEXTILE,LEATHER MACHNRY	4 860	13 355	5 913	941 ZOO ANIMALS,PETS	3	190	83
725 PAPER ETC MILL MACHINERY	437	970	425	971 GOLD,NON MONETARY NES	12	34 281	15 060
726 PRINTG,BKINDG MACHY,PTS	1 539	5 543	2 440				
727 FOOD MACHRY NON-DOMESTIC	989	4 637	2 214	EXPORTS	1 228 565	853 517	387 474
728 OTH MACHY FOR SPCL INDUS	3 445	10 201	4 615	022 MILK AND CREAM	16 777	4 125	1 747
736 MACHINE TOOLS FOR METAL	1 160	3 537	1 589	023 FUTTER	3 000	1 494	693
737 METALWORKING MACHNRY NES	359	423	194	046 CEREAL ETC PREPARATIONS	1 013	223	97
741 HEATING,COOLING EQUIPMNT	2 886	5 148	2 276	054 VEG ETC FRSH,SMPLY PRSVD	454	556	256
742 PUMPS FOR LIQUIDS ETC	562	1 422	634	061 SUGAR AND HONEY	557	126	57
743 PUMPS NES,CENTRIFUGES ETC	684	2 583	1 155	081 FEEDING STUFF FOR ANMLS	473	161	76
744 MECHANICAL HANDLING EQU	10 716	18 265	8 182	098 EDIBLE PRODUCTS,PREPS NES	305	276	132
745 NONELEC MACHY,TOOLS NES	1 516	7 094	3 159	112 ALCOHOLIC BEVERAGES	1 619	469	202
749 NONELEC MACH PTS,ACC NES	840	3 088	1 347	233 RUBBER,SYNTHETIC,RECLAIND	1 893	756	341
751 OFFICE MACHINES	433	1 701	752	266 SYNTHETIC FIBRE TO SPIN	2 713	1 448	604
752 AUTOMATIC DATA PROC EQUIP	6	120	51	278 OTHER CRUDE MINERALS	1 743	126	54
759 OFFICE & ADP MCH PTS,ACC	46	283	126	291 CRUDE ANIMAL MTRIALS NES	25	107	48
763 SOUND RECORDRS,PHONOGRPH	3	149	60	292 CRUDE VEG MATERIALS NES	183	217	96
764 TELECOM EQPT,PTS,ACC NES	305	2 900	1 294	334 PETROLEUM PRODUCTS,REFIN	1 666	887	385
771 ELECTRIC POWER MACHY NES	2 700	3 112	1 394	335 RESIDUAL PETRLM PROD NES	7 485	1 225	555
772 SWITCHGEAR ETC & PTS NES	367	1 578	704	431 PROCESD ANML VEG OIL,ETC	826	190	80
773 ELECTR DISTRIBUTING MACH	278	372	171	511 HYDROCARBONS NES,DERIVS	6 935	1 981	874
774 ELECTRO-MEDCL,XRAY EQUIP	166	2 058	946	512 ALCOHOLS,PHENOLS,ETC	29 700	6 061	2 642
775 HOUSEHOLD TYPE EQUIP NES	91	149	66	513 ORGANIC ACIDS,ETC	13 941	4 628	2 042
776 TRANSISTORS,VALVES,ETC		139	62	514 NITROGEN-FUNCTN COMPOUNDS	3 311	5 208	2 295
778 ELECTRICAL MACHINERY NES	1 991	2 982	1 345	515 ORG-INORG COMPOUNDS ETC	2 539	7 924	3 519
781 PASS MOTOR VEH EXC BUSES	4 268	2 414	3 715	516 OTHER ORGANIC CHEMICALS	3 905	3 163	1 376
782 LORRIES,SVCL MTR VEH NES	12 380	15 978	7 011	522 INOPG ELEMNTS,OXIDES,ETC	23 411	2 824	1 245
783 ROAD MOTOR VEHICLES NES	1 686	2 215	1 018	523 OTHR INORGANIC CHEMICALS	39 461	5 066	2 212
784 MOTOR VEHCL PTS,ACC NES	4 740	11 242	4 972	531 SYNT DYE,NAT INDGO,LAKES	2 976	10 234	4 551
785 MOTOR & OTHER CYCLFS ETC	98	77	32	532 DYES NES,TANNING PRODS	3 738	1 247	540
786 VEH NES NONMOTR,TRAILERS	128	83	38	533 PIGMENTS,PAINTS,ETC	6 852	4 300	1 905
792 AIRCRAFT	137	321	135	541 MEDICINAL ETC PRODUCTS	1 516	13 412	5 958
793 SHIPS AND BOATS	13	72	33	551 ESSENTL OIL,PERFUME,ETC	676	1 502	665
812 PLUMBG,HEATING,LGHTNG EQU	270	502	215	553 PERFUMERY,COSMETICS,ETC	21	80	34
821 FURNITURE	49	72	32	554 SOAPS,CLEANING ETC PREPS	9 289	5 278	2 336
851 FOOTWEAR	16	76	32	562 FERTILIZERS MANUFACTURED	90 355	5 011	2 178
871 OPTICAL INSTRUMENTS	18	691	302	582 PROD OF CONDENSATION ETC	26 202	11 792	5 316
872 MEDICAL INSTRUMENTS NES	466	3 181	1 401	583 PROD OF POLYMERIZING ETC	54 418	14 729	6 507
874 MEASURING,CONTROLLNG INSTR	670	5 464	2 391	584 CELLULOSE DERIVATIVES ETC	3 004	2 131	943
881 PHOTO APPAR & EQUIPT NES	60	630	277	585 PLASTIC MATERIALS NES	237	497	220
882 PHOTO,CINEMA SUPPLIES	577	1 275	555	591 PESTICIDES,DISINFECTANTS	7 989	7 974	3 548
885 WATCHES AND CLOCKS	6	66	30	592 STARCH,INULIN,GLUTEN,ETC	986	723	305
892 PRINTED MATTER	703	863	392	598 MISC CHEMICAL PRODS NES	13 969	9 531	4 271
893 ARTICLES OF PLASTIC NES	443	805	358	612 LEATHER ETC MANUFACTURES	20	81	36
894 TOYS,SPORTING GOODS,ETC	30	153	67	621 MATERIALS OF RUBBER	936	1 035	455
895 OFFICE SUPPLIES NES	975	3 062	1 346	625 RUBBER TYRES,TUBES	425	331	148
897 GOLD,SILVER WARE,JEWELRY	1	3 431	1 534	628 RUBBER ARTICLES NES	888	1 961	881
899 OTHER MANUFACTURED GOODS	165	458	200	635 WOOD MANUFACTURES NES	245	140	62
951 WAR FIREARMS,AMMUNITION	31	96	44	641 PAPER AND PAPERBOARD	5 395	2 094	935
961 COIN NONGOLD,NONCURRENT	3 510	3 280	1 464	642 ARTICLES OF PAPER ETC	764	640	281
971 GOLD,NON MONETARY NES		92	42	651 TEXTILE YARN AND THREAD	244	472	213
				652 COTTON FABRICS,WOVEN	25	103	44
				653 WOVN MAN-MADE FIB FABRIC	26	117	51
				655 KNIT ETC FABRICS	17	64	30
				656 LACE,RIPPONS,TULLE,ETC	12	92	44
				657 SPECIAL TEXTILE ETC PROD	491	1 127	501
				658 TEXTILE ARTICLES NES	133	121	54
				661 CEMENT ETC BUILDING PROD	3 530	203	89
				662 CLAY,REFRACTORY BLDG PRD	4 410	686	313
				663 OTH NONMETAL MINERAL MFS	1 188	2 064	913
				664 GLASS	423	181	81
				665 GLASSWARE	1 103	1 385	624
				666 POTTERY	46	127	55
				671 FIG IRON ETC	4 949	1 198	518
				672 IRON,STL PRIMARY FORMS	12 262	779	356
				673 IRON AND STEEL SHAPES	19 608	2 204	981
				674 IRN,STL UNIV,PLATE,SHEET	47 092	5 130	2 307
				675 IRGN,STEEL HOOP,STRIP	1 100	26*	121
				676 RAILWY RAILS ETC IRN,STL	3 726	351	164
				677 IRN,STL WIRE EXCL W ROD	903	217	97
				678 IRON,STL TUBES,PIPES,ETC	49 952	7 396	3 253
				682 COPPER EXC CEMENT COPPER	2 563	1 991	880
				683 NICKEL	345	786	343
				684 ALUMINIUM	5 252	3 601	1 612
				691 STRUCTURES AND PARTS NES	3 280	1 794	796
				692 METAL TANKS,BOXES,ETC	1 267	2 686	1 106
				693 WIRE PRODUCTS NON ELECTR	1 570	690	304
				694 STL,COPPR NAILS,NUTS,ETC	871	676	298
				695 TOOLS	3 587	7 337	3 276
				696 CUTLERY	122	506	228
				697 BASE MTL HOUSEHOLD EQUIP	249	393	172
				699 OTHER METAL MANUFACTURES	4 486	4 460	1 952
				700 INDUSTRIAL PLANT,CHAP 84	5 100	11 031	4 564
				711 STEAM BOILERS & AUX PLNT	3 469	4 663	1 961
				712 STEAM ENGINES,TURBINES	222	1 574	678
				713 INTRNL COMBUS PISTN ENGN	3 744	12 058	5 533
				714 ENGINES & MOTORS NES	2 803	7 168	3 393
				716 ROTATING ELECTRIC PLANT	2 652	7 412	3 194
				718 OTH POWER GENERATG MACHY	339	2 104	922
				721 AGRIC MACHY,EXC TRACTORS	218	275	117
				722 TRACTORS NON-ROAD	2 140	1 978	862
				723 CIVIL ENGINEERG EQUIP ETC	3 752	5 705	2 484
				724 TEXTILE,LEATHER MACHNRY	24 873	66 086	29 603
				725 PAPER ETC MILL MACHINERY	1 344	4 005	1 705
				726 PRINTG,BKINDG MACHY,PTS	3 439	12 203	5 438
				727 FOOD MACHRY NON-DOMESTIC	1 539	5 643	2 495

## PERU

## IMPORTS

034 FISH FRESH,CHILLED,FRZDN	41 254	6 897	3 082	657 SPECIAL TEXTILE ETC PROD	491	1 127	501
037 FISH ETC PREPD PRSVD NES	485	243	110	658 TEXTILE ARTICLES NES	133	121	54
056 VEGTBLES ETC PRSVD,PREPD	4 127	1 821	790	661 CEMENT ETC BUILDING PROD	3 530	203	89
057 FRUIT,NUTS,FRESH,DRIED	4 526	2 298	1 054	662 CLAY,REFRACTORY BLDG PRD	4 410	686	313
058 FRUIT PRESERVED,PREPARED	1 223	714	321	663 OTH NONMETAL MINERAL MFS	1 188	2 064	913
071 COFFEE AND SUBSTITUTES	2 479	1 456	658	664 GLASS	423	181	81
072 COCUA	1 672	1 781	823	665 GLASSWARE	1 103	1 385	624
081 FEEDING STUFF FOR ANMLS	388 175	39 274	17 448	666 POTTERY	46	127	55
121 TOBACCO UNMNFCTRD,REFUSE	259	75	33	671 FIG IRON ETC	4 949	1 198	518
211 HIDES,SKINS,UNDRESSED	84	128	54	672 IRON,STL PRIMARY FORMS	12 262	779	356
248 WOOD SHAPED	6 822	1 231	566	673 IRON AND STEEL SHAPES	19 608	2 204	981
263 COTTON	20 770	9 639	4 320	674 IRN,STL UNIV,PLATE,SHEET	47 092	5 130	2 307
268 WOOL(EXC TUPS),ANML HAIR	8 560	17 869	7 947	675 IRGN,STEEL HOOP,STRIP	1 100	26*	121
287 BASE METAL GRES,CONC NES	664 993	77 039	33 492	676 RAILWY RAILS ETC IRN,STL	3 726	351	164
288 NONFERR METAL SCRAP NES	179 667	4 960	2 238	677 IRN,STL WIRE EXCL W ROD	903	217	97
291 CRUDE ANIMAL MTRIALS NES	1 025	1 243	551	678 IRON,STL TUBES,PIPES,ETC	49 952	7 396	3 253
292 CRUDE VEG MATERIALS NES	1 060	222	97	682 COPPER EXC CEMENT COPPER	2 563	1 991	880
334 PETROLEUM PRODUCTS,REFIN	57 494	2 481	1 115	683 NICKEL	345	786	343
411 ANIMAL OILS AND FATS	2 577	743	333	684 ALUMINIUM	5 252	3 601	1 612
431 PROCESD ANML VEG OIL,ETC	47 230	2 080	901	691 STRUCTURES AND PARTS NES	3 280	1 794	796
541 MEDICINAL ETC PRODUCTS	3	478	213	692 METAL TANKS,BOXES,ETC	1 267	2 686	1 106
551 ESSENTL OIL,PERFUME,ETC	50	261	113	693 WIRE PRODUCTS NON ELECTR	1 570	690	304
596 MISC CHEMICAL PRODS NES	1 999	463	220	694 STL,COPPR NAILS,NUTS,ETC	871	676	298
611 LEATHER	439	2 139	944	695 TOOLS	3 587	7 337	3 276
612 LEATHER ETC MANUFACTURES	51	236	111	696 CUTLERY	122	506	228
617 FUR SKINS TANNED,DRESSED	188	1 495	663	697 BASE MTL HOUSEHOLD EQUIP	249	393	172
635 WOOD MANUFACTURES NES	57	137	60	699 OTHER METAL MANUFACTURES	4 486	4 460	1 952
651 TEXTILE YARN AND THREAD	16 993	21 209	9 587	700 INDUSTRIAL PLANT,CHAP 84	5 100	11 031	4 564
652 COTTON FABRICS,WOVEN	3 502	2 561	1 174	711 STEAM BOILERS & AUX PLNT	3 469	4 663	1 961
654 OTH WOVEN TEXTILE FABRIC	100	397	178	712 STEAM ENGINES,TURBINES	222	1 574	678
658 TEXTILE ARTICLES NES	80	458	197	713 INTRNL COMBUS PISTN ENGN	3 744	12 058	5 533
659 FLOOR COVERINGS ETC	29	160	70	714 ENGINES & MOTORS NES	2 803	7 168	3 393
664 GLASS	51	116	54	716 ROTATING ELECTRIC PLANT	2 652	7 412	3 194
666 POTTERY	78	128	55	718 OTH POWER GENERATG MACHY	339	2 104	922
667 PEARL,FREC-,SEMI-P STONE	27	116	50	721 AGRIC MACHY,EXC TRACTORS	218	275	117
681 SILVER,PLATINUM,ETC	4	137	63	722 TRACTORS NON-ROAD	2 140	1 978	862
682 COPPER EXC CEMENT COPPER	29 774	13 935	6 532	723 CIVIL ENGINEERG EQUIP ETC	3 752	5 705	2 484
690 ZINC	6 500	1 425	636	724 TEXTILE,LEATHER MACHNRY	24 873	66 086	29 603
714 ENGINES & MOTORS NES	24	457	202	725 PAPER ETC MILL MACHINERY	1 344	4 005	1 705
724 TEXTILE,LEATHER MACHNRY	30	104	44	726 PRINTG,BKINDG MACHY,PTS	3 439	12 203	5 438
742 PUMPS FOR LIQUIDS ETC	60	129	56	727 FOOD MACHRY NON-DOMESTIC	1 539	5 643	2 495

## 7 IMPORTS AND EXPORTS (SPECIAL TRADE) BY COUNTRIES OF PRODUCTION AND CONSUMPTION AND BY GROUPS OF THE SITC-REV. II 1981

GROUP DESCRIPTION	DT = 100 KG	1 000 DM	1 000 \$	GROUP DESCRIPTION	DT = 100 KG	1 000 DM	1 000 \$
725 OTH MACHY FOR SPCL INDUS	7 481	19 074	8 364	533 PIGMENTS, PAINTS, ETC	1	258	112
736 MACHINE TOOLS FOR METAL	1 098	3 905	1 713	541 MEDICINAL ETC PRODUCTS	1 805	19 729	8 767
737 METALWORKING MACHNRY NES	287	836	368	551 ESSENTL OIL, PERFUME, ETC	20 946	7 411	3 305
741 HEATING, COOLING EQUIPMNT	5 833	14 465	6 451	572 EXPLOSIVES, PYROTECH PROD	401	878	388
742 PUMPS FOR LIQUIDS ETC	1 410	4 432	1 921	582 PROD OF CONDENSATION ETC	401	76	35
743 PUMPS NES, CENTRIFUGES ETC	1 911	5 472	2 410	585 PLASTIC MATERIALS NES	18	8 629	3 781
744 MECHANICAL HANDLING EQU	8 898	10 461	4 607	592 STARCH, INULIN, GLUTEN, ETC	1 464	671	287
745 NONELEC MACHY, TOOLS NES	5 633	22 862	10 565	598 MISC CHEMICAL PRODS NES	52 801	13 451	5 975
749 NONELEC MACH PTS, ACC NES	3 896	8 346	3 654	611 LEATHER	7 204	12 787	5 687
751 OFFICE MACHINES	1 157	4 642	2 064	612 LEATHER ETC MANUFACTURES	2 179	8 912	3 929
752 AUTOMTIC DATA PROC EQUIP	30	633	281	613 FUR SKINS TANNED, DRESSED	1 662	5 658	2 471
759 OFFICE & ADP MCH PTS, ACC	4	171	70	628 RUBBER ARTICLES NES	2 023	7 520	3 312
762 RADIO BROADCAST RECEIVRS	4	76	32	634 VENEERS, PLYWOOD, ETC	134 316	37 425	16 793
763 SOUND RECORDRS, PHONOGRPH	16	91	39	635 WOOD MANUFACTURES NES	35 661	10 112	4 515
764 TELECOM EQPT, PTS, ACC NES	1 092	10 150	4 621	641 PAPER AND PAPERBOARD	323 476	32 879	14 395
771 ELECTRIC POWER MACHY NES	1 006	1 360	608	651 TEXTILE YARN AND THREAD	147 821	114 124	50 630
772 SWITCHGEAR ETC & PTS NES	1 817	8 313	3 620	652 COTTON FABRICS, WOVEN	29 128	25 090	11 334
773 ELECTR DISTRIBUTING MACH	1 650	1 593	698	654 OTH WOVEN TEXTILE FABRIC	671	699	302
774 ELECTRO-MEDCL, XRAY EQUIP	19	548	243	656 LACE, RIBBONS, TULLE, ETC	418	1 311	582
775 HOUSEHOLD TYPE EQUIP NES	1 390	1 938	848	657 SPECIAL TEXTILE ETC PROD	40 622	7 064	3 256
776 TRANSISTORS, VALVES, ETC	3	146	63	658 TEXTILE ARTICLES NES	40 514	63 984	28 529
778 ELECTRICAL MACHINERY NES	3 458	9 165	4 143	659 FLOOR COVERINGS ETC	3 613	1 193	564
781 PASS MOTOR VEH EXC BUSES	13 063	26 979	11 804	661 CEMENT ETC BUILDING PROD	493	174	79
782 LORRIES, SPCL MTR VEH NES	21 839	40 039	17 091	662 CLAY, REFRACTORY BLDG PRD	13 179	1 427	618
783 ROAD MOTOR VEHICLES NES	2 326	4 556	1 944	663 OTH NONMETAL MINERAL MFS	2 412	4 343	1 922
784 MOTOR VEHCL PTS, ACC NES	6 486	15 023	6 517	664 GLASS	6 737	2 673	1 081
786 VEH NES NONMOTR, TRAILERS	925	460	204	665 GLASSWARE	141	287	122
793 SHIPS AND BOATS	473 101	21 513	10 082	666 POTTERY	320	241	103
812 PLUMB, HEATING, LGHTNG EQU	235	1 207	543	667 PEARL, PREC-, SEMI-P STONE	8 791	35 312	15 576
821 FURNITURE	32	84	37	671 FIG IRON ETC	679 662	74 608	32 454
843 HEADGEAR, NONTXTL CLOTHNG	27	72	32	672 IRON, STL PRIMARY FORMS	43 866	2 879	1 243
851 FOOTWEAR	80	109	52	673 IRON AND STEEL SHAPES	58 413	15 610	7 029
871 OPTICAL INSTRUMENTS	22	816	361	674 IRN, STL UNIV, PLATE, SHEET	230 683	16 245	7 634
872 MEDICAL INSTRUMENTS NES	143	2 876	1 266	678 IRON, STL TUBES, PIPES, ETC	960	334	152
873 METERS & COUNTERS NES	80	185	82	679 IRN, STL CASTINGS UNWORKE	169	140	63
874 MEASURING, CONTROLLING INSTR	579	5 898	2 615	681 SILVER, PLATINUM, ETC	4	471	234
881 PHOTO APPAR & EQUIPT NES	96	1 126	501	682 COPPER EXC CEMENT COPPER	1 484	686	290
882 PHOTO, CINEMA SUPPLIES	399	883	391	684 ALUMINIUM	2 526	982	452
884 OPTICAL GOODS NES	1	98	43	687 TIN	3 152	10 540	4 518
885 WATCHES AND CLOCKS	187	958	421	691 STRUCTURES AND PARTS NES	8 820	2 721	1 209
892 PRINTED MATTER	1 376	1 360	606	693 WIRE PRODUCTS NON ELECTR	128	148	67
893 ARTICLES OF PLASTIC NES	787	1 170	514	694 STL, COPPR NAILS, NUTS, ETC	946	856	375
894 TOYS, SPORTING GOODS, ETC	98	238	102	695 TOOLS	826	900	394
895 OFFICE SUPPLIES NES	954	2 937	1 302	696 CUTLERY	274	1 051	459
897 GOLD, SILVER WARE, JEWELRY	10	632	294	697 BASE MTL HOUSEHOLD EQUIP	111	437	183
898 MUSICAL INSTRUMENTS, PTS	72	315	136	699 OTHER METAL MANUFACTURES	758	1 237	545
899 OTHER MANUFACTURED GOODS	294	942	412	713 INTRNL COMBUS PISTN ENGN	67 928	83 439	36 963
951 WAR FIREARMS, AMMUNITION	71	359	165	716 ROTATING ELECTRIC PLANT	4 090	2 028	897
				722 TRACTORS NON-ROAD	160	100	42
BRAZIL				724 TEXTILE, LEATHER MACHNRY	175	949	420
IMPORTS	162 798 026	3 449 384	1 525 648	725 PAPER ETC MILL MACHINERY	143	524	231
011 MEAT FRESH, CHILLED, FROZEN	75 300	47 913	20 780	727 FOOD MACHRY NON-DOMESTIC	21	73	33
014 MEAT PREPD, PRSVD, NES ETC	51 079	34 383	15 301	728 OTH MACHY FOR SPCL INDUS	610	1 222	555
034 FISH FRESH, CHILLED, FROZEN	85	2 125	959	736 MACHINE TOOLS FOR METAL	2 014	3 871	1 713
045 CEREALS NES UNMILLED	29 176	1 918	839	737 METALWORKING MACHNRY NES	5 136	465	217
054 VEG ETC FRSH, SMPLY PRSVD	388	139	66	741 HEATING, COOLING EQUIPMNT	102	122	54
056 VEGTBLES ETC PRSVD, PREPD	3 177	1 576	727	742 PUMPS FOR LIQUIDS ETC	2 567	7 064	3 143
057 FRUIT, NUTS, FRESH, DRIED	45 584	15 888	7 031	743 PUMPS NES, CENTRIFUGES ETC	769	1 754	778
058 FRUIT PRESERVED, PREPARED	1 056 908	214 372	95 037	744 MECHANICAL HANDLING EQU	3 375	1 716	766
061 SUGAR AND HONEY	273 610	8 388	3 709	745 NONELEC MACHY, TOOLS NES	578	1 524	670
062 SUGAR PREPS NON-COCCA	308	98	44	749 NONELEC MACH PTS, ACC NES	5 231	7 924	3 493
071 COFFEE AND SUBSTITUTES	596 404	403 747	179 728	751 OFFICE MACHINES	56	261	113
072 COCOA	112 716	72 172	32 660	752 AUTOMTIC DATA PROC EQUIP	181	1 305	584
073 CHOCOLATE AND PRODUCTS	200	92	43	759 OFFICE & ADP MCH PTS, ACC	77	1 216	509
074 TEA AND MATE	2 311	1 256	560	762 RADIO BROADCAST RECEIVRS	885	6 954	3 065
075 SPICES	36 828	13 796	6 142	764 TELECOM EQPT, PTS, ACC NES	328	4 643	2 034
081 FEEDING STUFF FOR ANMLS	8 643 284	478 136	211 146	771 ELECTRIC POWER MACHY NES	19	137	61
098 EDIBLE PRODCTS, PREPS NES	1 367	579	256	772 SWITCHGEAR ETC & PTS NES	859	5 473	2 440
111 ALCOHOLIC BEVERAGES	2 697	1 446	662	773 ELECTR DISTRIBUTING MACH	107	858	377
121 TOBACCO UNMANFCTD, REFUSE	119 302	68 955	30 436	776 TRANSISTORS, VALVES, ETC	320	11 656	5 070
122 TOBACCO MFRS	1 679	3 553	1 573	778 ELECTRICAL MACHINERY NES	5 138	14 416	6 288
211 HIDES, SKINS, UNDRESSED	506	947	423	781 PASS MOTOR VEH EXC BUSES	250	372	162
212 FUR SKINS UNDRESSED	290	2 828	1 252	784 MOTOR VEHCL PTS, ACC NES	46 548	45 223	19 876
222 SEEDS FOR SOFTFIXED OIL	346 563	25 712	10 590	792 AIRCRAFT	4	87	39
233 RUBBER, SYNTHETIC, RECLAIMD	4 890	1 105	482	821 FURNITURE	3 375	2 727	1 217
247 OTH WOOD-ROUGH, SQUARED	1 513	148	68	831 TRAVEL GOODS, HANDBAGS	2 103	14 672	6 574
248 WOOD SHAPED	201 420	30 444	13 714	842 MENS OUTERWEAR NOT KNIT	3 790	10 722	4 803
251 PULP AND WASTE PAPER	1 175 270	134 788	59 021	843 WOMENS OUTERWEAR NONKNIT	2 647	9 894	4 439
261 SILK	43	286	129	844 UNDERWEAR NOT KNIT	1 350	3 861	1 740
263 COTTON	14 869	5 201	2 242	845 OUTERWEAR KNIT NONELASTC	2 129	8 539	3 899
265 VEG FIBRE, EXCL COTN JUTE	470	79	36	846 UNDERWEAR KNITTED	4 464	17 585	8 060
268 WOOL(EXC TOPS), ANML HAIR	5 124	2 656	1 177	851 FOOTWEAR	4 433	18 904	8 425
273 STONE, SAND AND GRAVEL	24 707	1 063	473	872 MEDICAL INSTRUMENTS NES	20	289	130
278 OTHER CRUDE MINERALS	184 347	7 185	3 193	874 MEASURING, CONTROLLING INSTR	273	1 506	665
281 IRON ORE, CONCENTRATES	145 433 978	864 998	381 919	881 PHOTO APPAR & EQUIPT NES	121	1 521	682
287 BASE METAL ORES, CONC NES	1 810 920	22 535	9 682	884 OPTICAL GOODS NES	4	140	60
298 NONFERR METAL SCRAP NES	1 612	1 682	801	892 PRINTED MATTER	418	810	353
299 PREC METAL ORE, WASTE NES	144	570	240	893 ARTICLES OF PLASTIC NES	107	677	305
291 CRUDE ANIMAL MTRIALS NES	26 401	12 196	5 314	894 TOYS, SPORTING GOODS, ETC	238	280	122
292 CRUDE VEG MATERIALS NES	6 102	3 508	1 550	895 OFFICE SUPPLIES NES	142	180	79
335 RESIDUAL PETRLM PROD NES	20 790	2 389	989	896 WORKS OF ART ETC	15	302	134
341 GAS NATURAL AND MANUFCTD				897 GOLD, SILVER WARE, JEWELRY	599	5 875	2 582
423 FIXED VEG OILS, SOFT	61 651	13 611	6 117	898 MUSICAL INSTRUMENTS, PTS	829	1 479	673
424 FIXED VEG OIL NONSOFT	151 536	28 478	12 370	899 OTHER MANUFACTURED GOODS	34	286	124
431 PROCESD ANML VEG OIL, ETC	23 343	5 510	2 414				
511 HYDROCARBONS NES, DERIVS	67 609	9 167	3 933	EXPORTS	5 328 886	2 277 066	1 009 100
512 ALCOHOLS, PHENOLS, ETC	41 697	4 800	2 080	001 LIVE ANIMALS	195	627	282
513 ORGANIC ACIDS, ETC	11 678	3 137	1 390	014 MEAT PREPD, PRSVD, NES ETC	49	263	115
514 NITROGEN-FUNCTN COMPOUNDS	7 029	4 678	2 147	022 MILK AND CREAM	2 480	650	320
516 OTHER ORGANIC CHEMICALS	7 120	1 576	698	035 FISH SALTED, DRIED, SMOKED	3 129	1 450	639
522 INORG ELEMNTS, OXIDES, ETC	10 864	2 934	1 309	037 FISH ETC PREPD PRSVD NES	13	651	298
523 OTHR INORGANIC CHEMICALS	21	6 195	2 727	048 CEREAL ETC PREPARATIONS	5 007	374	175
532 DYES NES, TANNING PRODS	12 177	1 522	692	054 VEG ETC FRSH, SMPLY PRSVD	28 156	9 397	4 245

## 7 IMPORTS AND EXPORTS, (SPECIAL TRADE) BY COUNTRIES OF PRODUCTION AND CONSUMPTION AND BY GROUPS OF THE SITC-REV. 11 1981

GROUP DESCRIPTION	DT = 100 KG	1 000 DM	1 000 \$	GROUP DESCRIPTION	DT = 100 KG	1 000 DM	1 000 \$
061 SUGAR AND HONEY	5 153	998	438	736 MACHINE TOOLS FOR METAL	41 872	171 095	75 626
081 FEEDING STUFF FOR ANIMALS	16 370	1 511	709	737 METALWORKING MACHINERY NES	5 271	10 124	4 496
112 ALCOHOLIC BEVERAGES	7 120	2 278	999	741 HEATING, COOLING EQUIPMENT	8 541	31 366	14 008
121 TOBACCO UNMANUFACTURED, REFUSE	413	129	56	742 PUMPS FOR LIQUIDS ETC	4 453	16 845	7 411
122 TOBACCO WFKS	282	294	131	743 PUMPS NES, CENTRIFUGES ETC	14 818	59 849	26 777
223 SEEDS FOR OTHER FIXED OILS	719	83	36	744 MECHANICAL HANDLING EQUIP	25 144	35 446	15 624
233 RUBBER, SYNTHETIC, RECLAIMED	27 690	12 715	5 633	745 NONELECTRIC MACHINERY, TOOLS NES	7 080	20 740	9 204
245 FUEL WOOD NES, CHARCOAL	621	222	96	749 NONELECTRIC MACHINERY, TOOLS, ACCESSORIES NES	40 832	105 780	46 746
266 SYNTHETIC FIBRE TO SPIN	10 332	5 647	2 479	751 OFFICE MACHINES	50	377	166
274 SULPHUR ETC	11 329	692	311	752 AUTOMATIC DATA PROCESSING EQUIPMENT	61	2 136	966
277 NATURAL ABRASIVES NES	1	1 786	771	759 OFFICE & ADMINISTRATIVE MACHINERY, ACCESSORIES	566	7 565	3 359
278 OTHER CRUDE MINERALS	9 817	1 003	445	761 TELEVISION RECEIVERS	11	230	106
287 BASE METAL ORES, CONCENTRATES NES	2 492	316	138	762 RADIO BROADCAST RECEIVERS	6	106	49
291 CRUDE ANIMAL MATERIALS NES	1 599	1 179	526	763 SOUND RECORDERS, PHONOGRAPHS	44	2 188	977
292 CRUDE VEGETABLE MATERIALS NES	3 284	2 355	1 032	764 TELECOMMUNICATIONS EQUIPMENT, ACCESSORIES NES	1 747	35 366	15 482
322 COAL, LIGNITE, PEAT	60 175	1 775	821	771 ELECTRIC POWER MACHINERY NES	12 460	28 234	12 684
323 BRICKS, COKE, SEMI-COKE	250 000	8 362	3 737	772 SWITCHGEAR ETC & PARTS NES	12 523	58 700	25 624
334 PETROLEUM PRODUCTS, REFINED	7 774	2 377	1 070	773 ELECTRIC DISTRIBUTING MACHINERY	3 130	4 828	2 138
335 RESIDUAL PETROLEUM PRODUCTS NES	6 818	2 130	966	774 ELECTRO-MEDICAL X-RAY EQUIPMENT	560	11 718	5 203
431 PROCESSED ANIMAL VEGETABLE OIL, ETC	1 884	388	173	775 HOUSEHOLD TYPE EQUIPMENT NES	262	1 178	496
511 HYDROCARBONS NES, DERIVATIVES	39 577	12 455	5 462	776 TRANSISTORS, VALVES, ETC	559	20 814	9 357
512 ALCOHOLS, PHENOLS, ETC	83 992	21 443	9 495	778 ELECTRICAL MACHINERY NES	18 554	29 728	13 167
513 ORGANIC ACIDS, ETC	67 114	20 497	9 074	781 PASS MOTOR VEHICLE EXCESS BUSES	4 412	14 266	6 302
514 NITROGEN-FUNCTION COMPOUNDS	96 198	71 055	31 394	782 LORRIES, SPECIAL MOTOR VEHICLE NES	159	892	396
515 ORGANIC COMPOUNDS ETC	48 351	78 477	35 383	784 MOTOR VEHICLE PARTS, ACCESSORIES NES	47 320	90 141	39 868
516 OTHER ORGANIC CHEMICALS	23 658	15 948	7 044	785 MOTOR & OTHER CYCLES ETC	450	443	196
522 INORGANIC ELEMENTS, OXIDES, ETC	348 258	21 468	9 566	786 VEHICLE NES, NONMOTOR, TRAILERS	128	231	105
523 OTHER INORGANIC CHEMICALS	349 995	27 484	12 264	791 RAILWAY VEHICLES	12 416	32 121	13 980
524 RADIOACTIVE ETC MATERIAL	63	610	275	792 AIRCRAFT	16	1 456	640
531 SYNTHETIC DYE, NATURAL DYE, LAKES	11 448	36 260	16 133	801 INDUSTRIAL PLANT, CHAP 70	54	890	389
532 DYES NES, TANNING PRODUCTS	140	88	39	812 PUMPS, HEATING, LIGHTING EQUIPMENT	54	462	199
533 PIGMENTS, PAINTS, ETC	59 183	21 514	9 824	821 FURNITURE	147	1 166	505
541 MEDICINAL ETC PRODUCTS	16 165	53 645	23 685	848 HEADGEAR, NONTEXTILE CLOTHING	81	325	140
551 ESSENTIAL OIL, PERFUME, ETC	277	896	395	851 FOOTWEAR	32	114	54
553 PERFUMERY, COSMETICS, ETC	56	109	44	871 OPTICAL INSTRUMENTS	81	4 458	1 931
554 SOAPS, CLEANING ETC PREPARED	9 003	4 805	2 152	872 MEDICAL INSTRUMENTS NES	288	7 726	3 398
562 FERTILIZERS MANUFACTURED	1 993 453	59 870	26 512	873 METERS & COUNTERS NES	39	740	330
582 PRODUCT OF CONDENSATION ETC	40 259	32 574	14 485	874 MEASURING, CONTROLLING INSTRUMENTS	4 201	59 654	26 753
583 PRODUCT OF POLYMERIZING ETC	118 652	30 993	14 101	881 PHOTO APPARATUS & EQUIPMENT NES	334	4 782	2 126
584 CELLULOSE DERIVATIVES ETC	7 294	10 582	4 656	882 PHOTO, CINEMA SUPPLIES	1 344	3 824	1 645
585 PLASTIC MATERIALS NES	1 428	1 257	562	884 OPTICAL GOODS NES	76	5 000	2 197
591 PESTICIDES, DISINFECTANTS	7 182	5 316	2 318	885 WATCHES AND CLOCKS	473	3 876	1 686
592 STARCH, INULIN, GLUTEN, ETC	575	931	414	892 PRINTED MATTER	4 525	8 351	3 598
598 MISCELLANEOUS CHEMICAL PRODUCTS NES	62 529	30 503	13 572	893 ARTICLES OF PLASTIC NES	771	2 080	916
605 INDUSTRIAL PLANT, CHAP 73	22	96	39	894 TOYS, SPORTING GOODS, ETC	4 652	4 487	1 895
607 INDUSTRIAL PLANT, CHAP 82	13	322	140	895 OFFICE SUPPLIES NES	190	2 480	1 121
611 LEATHER	201	1 172	502	896 WORKS OF ART ETC	3	146	64
612 LEATHER ETC MANUFACTURES	12	66	30	897 GOLD, SILVER WARE, JEWELRY	14	936	427
613 FUR SKINS TANNED, DRESSED	36	70	33	898 MUSICAL INSTRUMENTS, PARTS	306	2 359	1 060
621 MATERIALS OF RUBBER	7 594	3 240	1 416	899 OTHER MANUFACTURED GOODS	80	1 841	789
628 RUBBER ARTICLES NES	563	1 728	770	951 WAR FIREARMS, AMMUNITION	94	148	68
634 VENEERS, PLYWOOD, ETC	677	192	81	971 GOLD, NON MONETARY NES	1	4 753	2 087
641 PAPER AND PAPERBOARD	15 727	7 137	3 124				
642 ARTICLES OF PAPER ETC	1 259	2 315	1 035	CHILE			
651 TEXTILE YARN AND THREAD	4 610	4 413	1 989	IMPORTS	4 395 032	1 046 691	464 096
653 WOVEN MAN-MADE FIBRE FABRIC	5 992	5 617	2 483	011 MEAT FRESH, CHILLED, FROZEN	16 119	4 899	2 251
654 OTHER WOVEN TEXTILE FABRIC	9	64	31	034 FISH FRESH, CHILLED, FROZEN	627	183	88
655 KNIT ETC FABRICS	76	101	43	036 SHELL FISH FRESH, FROZEN	68	143	64
656 LACE, RIBBONS, TULLE, ETC	87	604	258	037 FISH ETC PREPARED PRESERVED NES	2 629	5 265	2 344
657 SPECIAL TEXTILE ETC PRODUCT	1 099	4 576	2 032	054 VEGETABLES ETC FRESH, SIMPLY PRESERVED	32 937	4 741	2 092
659 FLOOR COVERINGS ETC	70	303	133	056 VEGETABLES ETC PRESERVED, PREPARED	1 646	1 224	545
661 CEMENT ETC BUILDING PRODUCT	9 588	591	268	057 FRUIT, NUTS, FRESH, DRIED	531 007	99 839	43 992
662 CLAY, REFRACTORY BUILDING PRODUCT	191 884	20 158	8 860	058 FRUIT PRESERVED, PREPARED	1 383	657	313
663 OTHER NONMETAL MINERAL PRODUCTS	14 582	14 192	6 260	061 SUGAR AND HONEY	8 810	1 813	828
664 GLASS	2 064	2 760	1 218	081 FEEDING STUFF FOR ANIMALS	1 606 816	133 038	59 245
665 GLASSWARE	1 930	2 716	1 225	112 ALCOHOLIC BEVERAGES	1 006	370	163
666 POTTERY	8	89	37	211 HIDES, SKINS, UNPREPARED	623	376	156
667 PEARL, PRECIOUS, SEMI-PRECIOUS STONE	1 390	1 721	785	247 OTHER WOOD ROUGH, SQUARED	6 530	595	261
671 PIG IRON ETC	7 123	1 721	785	248 WOOD SHAPED	285 604	16 750	7 458
672 IRON, STEEL PRIMARY FORMS	19 163	2 926	1 293	251 PULP AND WASTE PAPER	385 667	43 799	19 212
673 IRON AND STEEL SHAPES	48 473	5 993	2 648	268 WOOL (EXCEPT TOPS), ANIMAL HAIR	59 794	44 697	19 887
674 IRON, STEEL UNIFORM, PLATE, SHEET	593 524	75 504	33 625	271 FERTILIZERS, CRUDE	32 605	1 184	526
675 IRON, STEEL HOOP, STRIP	32 069	7 201	3 161	287 BASE METAL ORES, CONCENTRATES NES	23 880	40 131	17 991
676 RAILWAY RAILS ETC IRON, STEEL	2 316	268	114	288 NONFERROUS METAL SCRAP NES	5	502	250
677 IRON, STEEL WIRE EXCEPT ROD	2 275	2 423	1 085	289 PRECIOUS METAL ORE, WASTE NES	89 110	78 174	34 855
678 IRON, STEEL TUBES, PIPES, ETC	15 125	6 373	2 790	291 CRUDE ANIMAL MATERIALS NES	1 425	955	413
679 IRON, STEEL CASTINGS UNWORKED	137	185	62	292 CRUDE VEGETABLE MATERIALS NES	3 009	1 153	514
681 SILVER, PLATINUM, ETC	53	6 946	3 140	411 ANIMAL OILS AND FATS	8 777	906	428
682 COPPER EXCEPT CEMENT COPPER	5 332	14 730	6 517	431 PROCESSED ANIMAL VEGETABLE OIL, ETC	1 105	174	76
683 NICKEL	1 267	3 194	1 424	522 INORGANIC ELEMENTS, OXIDES, ETC	4 615	15 127	6 662
684 ALUMINIUM	14 854	11 571	5 209	523 OTHER INORGANIC CHEMICALS	107	243	107
687 TIN	37	173	79	634 VENEERS, PLYWOOD, ETC	452	314	135
689 NON-FERROUS BASE METALS NES	868	1 532	678	641 PAPER AND PAPERBOARD	20 897	1 120	511
691 STRUCTURES AND PARTS NES	169	423	185	653 WOVEN MAN-MADE FIBRE FABRIC	102	332	165
692 METAL TANKS, BOXES, ETC	337	228	100	666 POTTERY	1 545	1 486	652
693 WIRE PRODUCTS NON-ELECTRIC	14 334	4 870	2 109	671 PIG IRON ETC	150	425	178
694 STEEL, COPPER NAILS, NUTS, ETC	427	1 697	758	681 SILVER, PLATINUM, ETC	491	40 980	18 271
695 TOOLS	5 395	17 938	7 923	682 COPPER EXCEPT CEMENT COPPER	1 263 820	494 122	218 891
696 CUTLERY	14	91	37	687 TIN	293	889	425
697 BASE METAL HOUSEHOLD EQUIPMENT	51	116	55	693 WIRE PRODUCTS NON-ELECTRIC	203	120	56
699 OTHER METAL MANUFACTURES	7 223	13 595	5 952	714 ENGINES & MOTORS NES	37	500	232
700 INDUSTRIAL PLANT, CHAP 84	53 197	113 194	50 430	736 MACHINE TOOLS FOR METAL	286	66	30
703 INDUSTRIAL PLANT, CHAP 85	5 074	13 077	5 888	821 FURNITURE	30	121	51
712 STEAM ENGINES, TURBINES	119	1 854	824	846 HEADGEAR, NONTEXTILE CLOTHING	26	97	44
713 INTERNAL COMBUSTION ENGINE	25 874	89 680	39 584	896 WORKS OF ART ETC	1	155	62
714 ENGINES & MOTORS NES	21	408	180	897 GOLD, SILVER WARE, JEWELRY	5	223	96
716 ROTATING ELECTRIC PLANT	8 671	21 389	9 289	971 GOLD, NON MONETARY NES	1	5 903	2 680
718 OTHER POWER GENERATING MACHINERY	10 583	27 336	11 641	972 GOLD COIN		353	162
721 AGRICULTURAL MACHINERY, EXCEPT TRACTORS	129	332	144				
723 CIVIL ENGINEERING EQUIPMENT ETC	1 694	3 518	1 556	EXPORTS	1 539 936	732 008	323 212
724 TEXTILE, LEATHER MACHINERY	29 167	97 342	43 151	001 LIVE ANIMALS	57	170	79
725 PAPER ETC MILL MACHINERY	6 361	18 692	8 263	022 MILK AND CREAM	36 840	8 278	3 698
726 PRINTING, BOOKBINDING MACHINERY, PARTS	5 043	25 749	11 492				
727 FOOD MACHINERY NON-DOESTIC	842	4 571	1 970				
728 OTHER MACHINERY FOR SPECIAL INDUSTRIES	11 531	50 027	22 376				

## 7 IMPORTS AND EXPORTS (SPECIAL TRADE) BY COUNTRIES OF PRODUCTION AND CONSUMPTION AND BY GROUPS OF THE SITC-REV. II 1981

GROUP DESCRIPTION	DT = 100 KG	1 000 DM	1 000 \$	GROUP DESCRIPTION	DT = 100 KG	1 000 DM	1 000 \$
023 BUTTER	9 356	4 642	2 060	721 AGRIC MACHY,EXC TRACTCRS	857	1 083	471
024 CHEESE AND CURD	9 895	3 811	1 653	722 TRACTORS NON-ROAD	10 047	7 457	3 333
025 EGGS,BIRDS,FRESH,PRSRVD	131	120	53	723 CIVIL ENGINEER EQUIP ETC	5 051	7 297	3 208
044 MAIZE UNMILLED	196	80	33	724 TEXTILE,LEATHER MACHNRY	2 156	10 447	4 653
046 WHEAT ETC WHEAL OR FLOUR	34 455	1 702	763	725 PAPER ETC MILL MACHINERY	2 506	8 445	3 704
048 CEREAL ETC PREPARATIONS	687	637	271	726 PRINTG,BKBNIDG MACHY,PTS	2 944	13 139	5 734
058 FRUIT PRESERVED,PREPARED	496	255	107	727 FOOD MACHRY NON-DOMESTIC	1 358	5 257	2 323
061 SUGAR AND HONEY	11 767	1 782	847	728 OTH MACHY FOR SFCL INDUS	10 909	23 956	10 690
062 SUGAR PREPS NON-COCCA	220	148	65	736 MACHINE TOOLS FOR METAL	1 520	6 548	2 889
071 COFFEE AND SUBSTITUTES	91	210	89	737 METALWORKING MACHNRY NES	1 145	2 206	992
073 CHOCOLATE AND PRODUCTS	1 484	1 891	825	741 HEATING,COOLING EQUIPMNT	4 699	12 002	5 332
075 SPICES	84	134	59	742 PUMPS FOR LIQUIDS ETC	1 793	5 356	2 392
081 FEEDING STUFF FOR ANMLS	5 099	934	413	743 PUMPS NES,CENTRFLGES ETC	2 366	6 660	2 961
098 EDIBLE PRODCTS,PREPS NES	898	701	315	744 MECHANICAL HANDLING EQU	14 736	19 384	8 799
111 NON-ALCOHL BEVERAGES NES	3 714	664	286	745 NONELEC MACHY,TOOLS NES	3 487	10 788	4 794
112 ALCOHOLIC BEVERAGES	6 589	1 080	468	749 NONELEC MACH PTS,ACC NES	3 716	12 782	5 663
122 TOBACCO MFRS	340	547	251	751 OFFICE MACHINES	1 715	8 750	3 861
233 RUBBER,SYNTHETIC,RECLAIMD	10 110	3 057	1 350	752 AUTOMATIC DATA PROC EQUIP	213	3 356	1 476
266 SYNTHETIC FIBRE TO SPIN	22 949	9 799	4 425	759 OFFICE & ADP MCH PTS,ACC	159	1 802	810
268 WOOL(EXC TOPS),ANML HAIR	40	225	95	762 RADIO BROADCAST RECEIVRS	177	1 577	704
269 WASTE OF TEXTILE FABRICS	345	106	47	763 SOUND RECCRDRS,PHONOGRPH	44	313	142
273 STONE,SAND AND GRAVEL	5 802	139	63	764 TELECOM EQPT,PTS,ACC NES	649	7 014	3 060
278 OTHER CRUDE MINERALS	2 185	270	119	771 ELECTRIC POWER MACHY NES	1 389	1 595	697
291 CRUDE ANIMAL MTRIALS NES	120	289	126	772 SWITCHGEAR ETC & PTS NES	1 985	11 067	4 934
292 CRUDE VEG MATERIALS NES	3 322	2 345	1 055	773 ELECTR DISTRIBUTING MACH	1 135	975	441
334 PETROLEUM PRODUCTS,REFIN	6 272	2 325	1 031	774 ELECTRO-MEDCL,XRAY EQUIP	310	5 375	2 350
335 RESIDUAL PETRLM PROD NES	17 266	2 714	1 209	775 HOUSEHOLD TYPE EQUIP NES	8 703	12 472	5 473
411 ANIMAL OILS AND FATS	2 048	415	187	776 TRANSISTORS,VALVES,ETC	2	439	192
423 FIXED VEG OILS,SOFT	1 564	340	151	778 ELECTRICAL MACHINERY NES	4 616	8 726	3 871
431 PROCESD ANML VEG OIL,ETC	2 644	662	289	781 PASS MOTOR VEH EXC BUSES	15 730	31 127	13 779
511 HYDROCARBONS NES,DERIVS	4 913	1 271	564	782 LORRIES,SPCL MTR VEH NES	51 565	38 796	17 400
512 ALCOHOLS,FENOLDS,ETC	3 435	1 672	732	783 ROAD MOTOR VEHICLES NES	14 782	21 108	9 350
513 ORGANIC ACIDS,ETC	16 441	5 893	2 565	784 MOTOR VEHCL PTS,ACC NES	5 112	12 472	5 520
514 NITROGEN-FUNCTN COMPOUNDS	5 256	3 884	1 714	785 MOTOR & OTHER CYCLES ETC	677	858	383
515 ORG-INORG COMPOUNDS ETC	1 818	4 710	2 105	786 VEH NES NONMOTR,TRAILERS	8 129	3 564	1 593
516 OTHER ORGANIC CHEMICALS	1 114	899	391	791 RAILWAY VEHICLES	527	881	396
522 INORG ELEMNTS,OXIDES,ETC	13 861	2 461	1 083	792 AIRCRAFT	20	2 520	1 034
523 OTH INORGANIC CHEMICALS	13 665	3 094	1 356	793 SHIPS AND BOATS	7 968	2 828	1 198
524 RADIOACTIVE ETC MATERIAL		88	39	801 INDUSTRIAL PLANT,CHAP 90	18	110	49
531 SYNT DYE,NAT INDGO,LAKES	3 352	8 363	3 709	812 PLUMBGG,HEATNG,LGHTNG EQU	1 034	2 683	1 174
532 DYES NES,TANNING PRODS	4 622	1 446	638	821 FURNITURE	3 868	3 928	1 723
533 PIGMENTS,PAINTS,ETC	14 636	6 617	2 916	831 TRAVEL GOODS,HANDBAGS	87	434	189
541 MEDICINAL ETC PRODUCTS	2 688	12 599	5 571	842 MENS OUTERWEAR NOT KNIT	323	2 332	1 051
551 ESSENTIAL OIL,PERFUME,ETC	585	1 982	869	843 WOMENS OUTERWEAR NONKNIT	114	1 603	715
553 PERFUMERY,COSMETICS,ETC	4 125	4 258	1 972	844 UNDERWEAR NOT KNIT	116	307	143
564 SOAPS,CLEANING ETC PREPS	21 685	7 398	3 235	845 OUTERWEAR KNIT NONELASTC	68	774	337
562 FERTILIZERS MANUFACTURED	13 572	690	317	846 UNDERWEAR KNITTED	144	1 162	513
582 PROD OF CONDENSATION ETC	11 615	5 132	2 262	847 TXTL CLTHNG ACCESSRYS NES	40	707	316
583 PROD OF POLYMERIZING ETC	84 247	23 214	10 137	848 HEADGEAR,NONTXTL CLOTHNG	180	1 221	545
584 CELLULOSE DERIVATIVES ETC	3 928	7 963	3 494	851 FOOTWEAR	346	1 936	845
585 PLASTIC MATERIALS NES	244	146	65	871 OPTICAL INSTRUMENTS	236	3 272	1 433
591 PESTICIDES,DISINFECTANTS	7 725	8 849	3 814	872 MEDICAL INSTRUMENTS NES	321	5 618	2 491
592 STARCH,INULIN, GLUTEN,ETC	812	1 102	474	873 METERS & COUNTERS NES	118	608	277
598 MISC CHEMICAL PRODS NES	19 065	8 912	3 942	874 MEASURNG,CONTROLLNG INSTR	1 197	12 036	5 344
605 INDUSTRIAL PLANT,CHAP 73	3 096	3 948	1 624	881 PHOTO APPAR & EQUIPT NES	872	6 906	3 010
612 LEATHER ETC MANUFACTURES	151	1 447	693	882 PHOTO,CINEMA SUPPLIES	2 413	6 385	2 791
621 MATERIALS OF RUBBER	1 500	1 082	471	884 OPTICAL GOODS NES	24	1 474	684
625 RUBBER TYRES,TUBES	2 379	1 993	885	885 WATCHES AND CLOCKS	405	2 206	969
628 RUBBER ARTICLES NES	2 856	3 217	1 417	892 PRINTED MATTER	2 094	2 915	1 288
634 VENEERS,PLYWOOD,ETC	681	165	71	893 ARTICLES OF PLASTIC NES	5 443	6 693	2 947
635 WOOD MANUFACTURES NES	185	211	91	894 TOYS,SPORTNG GOODS,ETC	3 923	5 211	2 254
641 PAPER AND PAPERBOARD	10 742	7 135	3 178	895 OFFICE SUPPLIES NES	1 342	4 069	1 797
642 ARTICLES OF PAPER ETC	3 088	2 945	1 286	897 GOLD,SILVER WARE,JEWELRY	1	2 376	1 070
651 TEXTILE YARN AND THREAD	812	1 496	645	898 MUSICAL INSTRUMENTS,PTS	366	1 564	684
652 COTTON FAIRICS,WOVEN	171	676	295	899 OTHER MANUFACTURED GOODS	1 169	2 983	1 289
653 WOVN MAN-MADE FIB FABRIC	459	1 246	546	951 WAR FIREARMS,AMMUNITION	425	703	311
654 OTH WOVEN TEXTILE FABRIC	216	853	390				
655 KNIT ETC FABRICS	132	280	122	BOLIVIA			
656 LACE,RIBBONS,TULLE,ETC	60	571	272				
657 SPECIAL TEXTILE ETC PROD	6 057	5 698	2 490	IMPORTS	37 076	42 502	18 706
658 TEXTILE ARTICLES NES	733	1 297	564				
659 FLOOR COVERINGS ETC	5 208	4 126	1 856	071 COFFEE AND SUBSTITUTES	2 012	1 169	521
661 CEMENT ETC BUILDING PROD	632 614	6 195	2 738	211 HIDES,SKINS,UNDRESSED	125	292	129
662 CLAY,REFRACTORY BLDG PRD	4 569	775	341	212 FUR SKINS UNDRESSED	14	98	42
663 OTH NONMETAL MINERAL MFS	2 573	2 267	993	248 WOOD SHAPED	7 810	1 137	520
664 GLASS	1 377	1 051	478	268 WOOL(EXC TOPS),ANML HAIR	30	107	45
665 GLASSWARE	1 722	2 100	927	287 BASE METAL ORES,CONC NES	14 590	5 790	2 529
666 POTTERY	133	408	181	522 INORG ELEMNTS,OXIDES,ETC	2 024	1 092	482
667 PEARL,PREC-,SEMI-P STONE		294	130	533 PIGMENTS,PAINTS,ETC	91	244	110
672 IRON,STL PRIMARY FORMS	2 628	198	86	611 LEATHER	114	962	431
673 IRON AND STEEL SHAPES	49 452	5 158	2 267	651 TEXTILE YARN AND THREAD	970	600	284
674 IRN,STL UNIV,PLATE,SHEET	24 402	4 332	1 889	687 TIN	8 634	27 186	11 998
675 IRON,STEEL HOOP,STRIP	6 539	1 310	575	689 NON-FER BASE METALS NES	153	98	42
676 RAILWY RAILS ETC IRN,STL	8 055	763	332	699 OTHER METAL MANUFACTURES	109	76	38
677 IRN,STL WIRE EXCL W ROD	2 051	704	314	831 TRAVEL GOODS,HANDBAGS	29	170	69
678 IRON,STL TUBES,PIPES,ETC	9 226	2 167	964	842 MENS OUTERWEAR NOT KNIT	14	150	62
681 SILVER,PLATINUM,ETC	17	369	158	843 WOMENS OUTERWEAR NONKNIT	27	359	153
682 COPPER EXC CEMENT COPPER	554	693	304	845 OUTERWEAR KNIT NONELASTC	192	1 487	644
683 NICKEL	161	379	169	847 TXTL CLTHNG ACCESSRYS NES	12	125	51
684 ALUMINILM	10 214	6 031	2 694	848 HEADGEAR,NONTXTL CLOTHNG	24	176	74
687 TIN	30	101	42	898 MUSICAL INSTRUMENTS,PTS	13	75	30
691 STRUCTURES AND PARTS NES	28 134	5 729	2 572	941 ZOO ANIMALS,PETS	31	848	367
692 METAL TANKS,BOXES,ETC	1 306	1 670	726				
693 WIRE PRODUCTS NON ELECTR	2 494	1 282	576	EXPORTS	262 958	171 968	76 060
694 STL,COPPR NAILS,NUTS,ETC	1 083	679	295				
695 TOOLS	3 898	8 461	3 731	022 MILK AND CREAM	2 682	606	275
696 CUTLERY	341	2 114	929	023 BUTTER	1 830	1 043	520
697 BASE MTL HOUSEHOLD EQUIP	2 359	3 430	1 503	054 VEG ETC FRSH,SMPLY PRSRVD	729	979	443
699 OTHER METAL MANUFACTURES	8 148	7 836	3 412	233 RUBBER,SYNTHETIC,RECLAIMD	673	218	100
703 INDUSTRIAL PLANT,CHAP 84	14 694	19 360	8 043	266 SYNTHETIC FIBRE TO SPIN	11 582	6 730	2 986
703 INDUSTRIAL PLANT,CHAP 85	663	767	340	292 CRUDE VEG MATERIALS NES	72	116	49
711 STEAM BOILERS & AUX FLNT	550	717	326	334 PETROLEUM PRODUCTS,REFIN	1 860	602	268
713 INTRNL COMBUS PISTN ENGN	2 220	9 980	4 411	335 RESIDUAL PETRLM PROD NES	537	86	36
716 ROTATING ELECTRIC PLANT	3 269	5 178	2 312	431 PROCESD ANML VEG OIL,ETC	1 047	237	106
718 OTH POWER GENERATG MACHY	113	652	319	511 HYDROCARBONS NES,DERIVS	525	156	68



## 7 IMPORTS AND EXPORTS (SPECIAL TRADE) BY COUNTRIES OF PRODUCTION AND CONSUMPTION AND BY GROUPS OF THE SITC-REV. II 1981

GROUP DESCRIPTION	DT = 100 KG	1 000 DM	1 000 \$	GROUP DESCRIPTION	DT = 100 KG	1 000 DM	1 000 \$
512 ALCOHOLS, PHENOLS, ETC	305	140	59	951 WAR FIREARMS, AMMUNITION	7	190	87
513 ORGANIC ACIDS, ETC	2 229	750	327	961 COIN NONGOLD, NONCURRENT	1 760	1 489	700
514 NITROGEN-FUNCTN COMPOUNDS	165	186	78				
515 ORG-INORG COMPOUNDS ETC	220	643	293	PARAGUAY			
516 OTHER ORGANIC CHEMICALS	228	225	97	IMPORTS	397 050	83 641	36 564
522 INORG ELEMNTS, OXIDES, ETC	4 381	623	285	011 MEAT FRESH, CHILLED, FROZEN	833	576	267
523 OTHR INORGANIC CHEMICALS	10 429	738	326	014 MEAT PREPD, FRSTVE, NES ETC	458	374	170
531 SYNT DYE, NAT INDCO, LAKES	609	1 821	813	071 COFFEE AND SUBSTITUTES	282	175	75
532 DYES NES, TANNING PRODS	7 318	1 204	544	081 FEEDING STUFF FOR ANMLS	107 588	5 129	2 176
533 PIGMENTS, PAINTS, ETC	1 854	1 124	508	121 TOBACCO UNMNFCTRD, REFUSE	2 331	676	297
541 MEDICINAL ETC PRODUCTS	1 433	7 931	3 495	211 HIDES, SKINS, UNDRRESSED	1 388	3 153	1 397
551 ESSENTL OIL, PERFUME, ETC	126	510	228	212 FUR SKINS UNDRRESSED	1 101	16 789	7 402
553 PERFUMERY, COSMETICS, ETC	334	520	229	222 SEEDS FOR SOFT FIXED OIL	131 969	12 565	5 383
554 SOAPS, CLEANING ETC PREPS	2 770	1 041	458	223 SEEDS FOR OTH FIXED OILS	64 398	7 367	3 243
562 FERTILIZERS MANUFACTURED	64 590	3 792	1 741	263 COTTON	65 172	25 437	11 124
582 PROD OF CONDENSATION ETC	2 401	614	270	268 WOOL(EXC TOPS), ANML HAIR	1 383	1 403	611
583 PROD OF POLYMERIZING ETC	31 937	6 953	3 060	291 CRUDE ANIMAL MTRIALS NES	1 291	89	38
584 CELLULOSE DERIVATIVES ETC	156	166	74	292 CRUDE VEG MATERIALS NES	83	92	35
591 PESTICIDES, DISINFECTANTS	3 034	1 544	666	424 FIXED VEG OIL NONSOFT	9 444	2 837	1 263
592 STARCH, INULIN, GLUTEN, ETC	640	272	122	431 PROCESD ANML VEG OIL, ETC	4 891	369	169
598 MISC CHEMICAL PRODS NES	2 063	1 127	501	512 ALCOHOLS, PHENOLS, ETC	39	58	41
605 INDUSTRIAL PLANT, CHAP 73	19 551	29 029	12 865	532 DYES NES, TANNING PRODS	698	102	50
612 LEATHER ETC MANUFACTURES	58	81	39	551 ESSENTL OIL, PERFUME, ETC	470	1 697	749
621 MATERIALS OF RUBBER	235	200	90	611 LEATHER	272	1 127	506
628 RUBBER ARTICLES NES	214	415	188	613 FUR SKINS TANNED, DRESSED	41	1 475	624
641 PAPER AND PAPERBOARD	874	304	140	663 OTH NONMETAL MINERAL MFS	26	91	40
642 ARTICLES OF PAPER ETC	239	336	146	682 COPPER EXC CEMENT COPPER	1 792	648	300
651 TEXTILE YARN AND THREAD	50	130	60	831 TRAVEL GOODS, HANDBAGS	66	290	126
653 WOVN MAN-MADE FIR FABRIC	208	1 221	543	941 ZOO ANIMALS, PETS	11	288	127
656 LACE, RIBBONS, TULLE, ETC	6	113	54				
657 SPECIAL TEXTILE ETC PROD	101	213	94	EXPORTS	121 474	93 964	41 480
661 CEMENT ETC BUILDING PROD	5 100	112	51	037 FISH ETC PREPD FRSTD NES	79	138	61
662 CLAY, REFRACTORY BLDG FRD	11 847	1 369	625	054 VEG ETC FRSH, SMFLY PRSTD	217	262	124
663 OTH NONMETAL MINERAL MFS	113	124	56	062 SUGAR PREPS NON-COCCA	70	79	37
664 GLASS	226	71	31	073 CHOCOLATE AND PRODUCTS	91	109	46
665 GLASSWARE	198	289	128	081 FEEDING STUFF FOR ANMLS	3 350	300	143
671 PIG IRON ETC	6 502	1 417	603	098 EDIBLE PRODUCTS, PREPS NES	154	324	140
673 IRON AND STEEL SHAPES	2 723	226	98	112 ALCOHOLIC BEVERAGES	2 311	596	262
674 IRN, STL UNIV, PLATE, SHEET	1 197	126	60	122 TOBACCO MFRS	54	165	73
675 IRON, STEEL HOOP, STRIP	1 606	242	111	269 WASTE OF TEXTILE FABRICS	881	102	46
676 RAILWAY RAILS ETC IRN, STL	1 479	397	181	274 SULPHUR ETC	4 324	280	139
678 IRON, STL TUBES, PIPES, ETC	2 828	627	284	278 OTHER CRUDE MINERALS	451	81	39
682 COPPER EXC CEMENT COPPER	186	186	81	292 CRUDE VEG MATERIALS NES	71	108	45
684 ALUMINIUM	566	305	137	511 HYDROCARBONS NES, DERIVS	449	166	73
691 STRUCTURES AND PARTS NES	626	642	271	513 ORGANIC ACIDS, ETC	1 438	272	112
692 METAL TANKS, BCKES, ETC	269	311	139	514 NITROGEN-FUNCTN COMPOUNDS	1 588	610	270
693 WIRE PRODUCTS NON ELECTR	766	261	115	515 ORG-INORG COMPOUNDS ETC	173	526	233
694 STL, COPPR NAILS, NUTS, ETC	474	246	104	516 OTHER ORGANIC CHEMICALS	391	195	81
695 TOOLS	1 239	2 518	1 112	522 INORG ELEMNTS, OXIDES, ETC	6 535	709	305
696 CUTLERY	239	682	314	523 OTHR INORGANIC CHEMICALS	667	136	55
697 BASE MTL HOUSEHOLD EQUIP	54	73	30	531 SYNT DYE, NAT INDCO, LAKES	176	518	225
699 OTHER METAL MANUFACTURES	2 135	2 009	895	532 DYES NES, TANNING PRODS	684	279	121
700 INDUSTRIAL PLANT, CHAP 84	4 985	8 431	3 694	533 PIGMENTS, PAINTS, ETC	880	459	198
703 INDUSTRIAL PLANT, CHAP 85	1 554	4 923	2 160	541 MEDICINAL ETC PRODUCTS	1 224	6 794	2 995
711 STEAM BOILERS & AUX PLNT	167	354	157	553 PERFUMERY, COSMETICS, ETC	1 521	2 358	1 038
713 INTRNL COMBUS PISTN ENGN	158	810	358	554 SOAPS, CLEANING ETC PREPS	842	348	156
716 ROTATING ELECTRIC PLANT	161	475	211	562 FERTILIZERS MANUFACTURED	18 763	1 107	479
718 OTH POWER GENERATG MACHY	25	105	47	582 PROD OF CONDENSATION ETC	4 242	1 154	516
721 AGRIC MACHY, EXC TRACTORS	1 018	1 092	492	583 PROD OF POLYMERIZING ETC	18 641	4 775	2 074
722 TRACTORS NON-ROAD	501	407	196	584 CELLULOSE DERIVATIVES ETC	99	176	78
723 CIVIL ENGINEER EQUIP ETC	188	488	201	591 PESTICIDES, DISINFECTANTS	1 195	1 808	780
724 TEXTILE, LEATHER MACHNRY	1 828	4 888	2 117	598 MISC CHEMICAL PRODS NES	1 855	756	337
725 PAPER ETC MILL MACHINERY	281	998	453	621 MATERIALS OF RUBBER	45	69	32
726 PRINTG, BKBDNG MACHY, PTS	355	932	409	625 RUBBER TYRES, TUBES	227	152	65
727 FOOD MACHRY NON-DOMESTIC	841	3 120	1 367	628 RUBBER ARTICLES NES	198	345	149
728 OTH MACHRY FOR SPCL INDUS	2 735	3 429	1 542	641 PAPER AND PAPERBOARD	426	203	88
736 MACHINE TOOLS FOR METAL	135	707	317	642 ARTICLES OF PAPER ETC	300	775	120
737 METALWORKING MACHNRY NES	39	190	86	653 WOVN MAN-MADE FIR FABRIC	58	292	127
741 HEATING, COOLING EQUIPMT	2 447	5 048	2 233	657 SPECIAL TEXTILE ETC PROD	26	118	53
742 PUMPS FOR LIQUIDS ETC	96	559	240	665 GLASSWARE	114	112	45
743 PUMPS NES, CENTRFUGES ETC	483	1 581	720	666 POTTERY	57	139	59
744 MECHANICAL HANDLING EQU	525	1 378	598	674 IRN, STL UNIV, PLATE, SHEET	73	168	74
745 NONELEC MACHY, TOOLS NES	1 190	4 902	2 137	678 IRON, STL TUBES, PIPES, ETC	15 556	1 169	525
749 NONELEC MACH PTS, ACC NES	240	779	346	691 STRUCTURES AND PARTS NES	125	70	32
751 OFFICE MACHINES	359	1 470	641	693 WIRE PRODUCTS NON ELECTR	1 930	968	433
752 AUTOMTIC DATA PROC EQUIP	9	191	84	694 STL, COPPR NAILS, NUTS, ETC	2 877	716	314
764 TELECOM EQPT, PTS, ACC NES	136	2 854	1 211	695 TOOLS	148	86	37
771 ELECTRIC POWER MACHY NES	67	160	64	696 CUTLERY	882	1 804	805
772 SWITCHGEAR ETC & PTS NES	235	831	364	697 BASE MTL HOUSEHOLD EQUIP	51	388	171
773 ELECTR DISTRIBUTING MACH	661	1 973	887	699 OTHER METAL MANUFACTURES	35	83	34
774 ELECTRO-MEDCL, XRAY EQUIP	67	1 554	660	713 INTRNL COMBUS PISTN ENGN	937	1 089	473
775 HOUSEHOLD TYPE EQUIP NES	142	205	86	716 ROTATING ELECTRIC PLANT	122	756	331
778 ELECTRICAL MACHINERY NES	331	569	270	721 AGRIC MACHY, EXC TRACTORS	84	217	93
781 PASS MOTOR VEH EXC BUSES	3 350	6 294	2 824	723 CIVIL ENGINEER EQUIP ETC	463	715	320
782 LORRIES, SPCL MTR VEH NES	2 779	3 263	1 454	724 TEXTILE, LEATHER MACHNRY	600	333	144
784 MOTOR VEHCL PTS, ACC NES	393	1 277	573	726 PRINTG, BKBDNG MACHY, PTS	92	148	68
791 RAILWAY VEHICLES	132	705	333	727 FOOD MACHRY NON-DOMESTIC	152	443	200
812 PLUMB, HEATING, LIGHTING EQU	56	208	94	728 OTH MACHRY FOR SPCL INDUS	188	345	152
831 TRAVEL GOODS, HANDBAGS	10	67	30	736 MACHINE TOOLS FOR METAL	112	274	127
843 WOMENS OUTERWEAR NONKNIT	23	254	118	737 METALWORKING MACHNRY NES	641	1 737	802
848 HEADGEAR, NONXTL CLOTHNG	22	627	273	741 HEATING, COOLING EQUIPMT	129	626	282
851 FOOTWEAR	23	105	44	742 PUMPS FOR LIQUIDS ETC	21	81	36
871 OPTICAL INSTRUMENTS	20	1 070	492	743 PUMPS NES, CENTRFUGES ETC	4 212	1 849	826
872 MEDICAL INSTRUMENTS NES	6	278	120	744 MECHANICAL HANDLING EQU	26	148	65
873 METERS & COUNTERS NES	95	111	46	745 NONELEC MACHY, TOOLS NES	225	845	368
874 MEASURING, CONTROLLING INSTR	245	1 614	715	749 NONELEC MACH PTS, ACC NES	1 286	2 983	1 337
881 PHOTO APPAR & EQUIPT NES	31	226	100	751 OFFICE MACHINES	914	4 832	2 130
882 PHOTO, CINEMA SUPPLIES	556	1 016	452	752 AUTOMTIC DATA PROC EQUIP	150	674	296
885 WATCHES AND CLOCKS	16	85	36	761 TELEVISION RECEIVERS	108	469	205
892 PRINTED MATTER	302	541	242	762 RADIO BROADCAST RECEIVRS	9	669	298
893 ARTICLES OF PLASTIC NES	216	395	170		469	1 973	874
894 TOYS, SPORTING GOODS, ETC	22	76	30		61	293	131
895 OFFICE SUPPLIES NES	719	1 840	797				
897 GOLD, SILVER WARE, JEWELRY	3	88	40				
899 OTHER MANUFACTURED GOODS	91	245	101				

7 IMPORTS AND EXPORTS (SPECIAL TRADE) BY COUNTRIES OF PRODUCTION AND CONSUMPTION AND BY GROUPS OF THE SITC-REV. II 1981

GROUP DESCRIPTION	DT = 100 KG	1 000 DM	1 000 \$	GROUP DESCRIPTION	DT = 100 KG	1 000 DM	1 000 \$
765 SOUND RECORDERS, PHONOGRAPHS	16	277	120	533 PIGMENTS, PAINTS, ETC	10 962	3 434	1 575
764 TELECOM EQUIP, PTS, ACC NES	1 141	11 852	5 198	541 MEDICINAL ETC PRODUCTS	985	10 793	4 773
771 ELECTRIC POWER MACHY NES	214	314	135	551 ESSENTIAL OIL, PERFUME, ETC	20	126	57
772 SWITCHGEAR ETC & PTS NES	690	2 553	1 120	553 PERFUMERY, COSMETICS, ETC	64	228	100
773 ELECTR DISTRIBUTING MACH	1 951	2 222	1 022	554 SOAPS, CLEANING ETC PREPS	4 509	1 681	745
774 ELECTRO-MEDCL, XRAY EQUIP	96	1 842	818	562 FERTILIZERS MANUFACTURED	32 209	1 577	687
775 HOUSEHOLD TYPE EQUIP NES	195	337	149	572 EXPLOSIVES, PYROTECH PROD	47	493	205
776 TRANSISTORS, VALVES, ETC	18	456	200	582 PROD OF CONDENSATION ETC	8 337	4 639	2 038
778 ELECTRICAL MACHINERY NES	1 597	2 831	1 248	583 PROD OF POLYMERIZING ETC	46 293	10 221	4 577
781 PASS MOTOR VEH EXC BUSES	3 198	5 970	2 639	584 CELLULOSE DERIVATIVES ETC	1 179	724	313
782 LORRIES, SPCL MTR VEH NES	710	550	262	585 PLASTIC MATERIALS NES	159	174	73
784 MOTOR VEHCL PTS, ACC NES	763	2 383	1 059	591 PESTICIDES, DISINFECTANTS	4 679	3 321	1 433
812 PLUMBING, HEATING, LIGHTING EQL	122	291	134	598 MISC CHEMICAL PRODS NES	6 775	3 047	1 345
821 FURNITURE	57	131	53	611 LEATHER	429	173	81
831 TRAVEL GOODS, HANDBAGS	12	84	38	612 LEATHER ETC MANUFACTURES	277	246	107
846 UNDERWEAR KNITTED	16	96	43	613 FUR SKINS TANNED, DRESSED	55	1 548	690
847 TEXTL CLTHNG ACCESSORIES NES	9	78	33	621 MATERIALS OF RUBBER	95	92	39
848 HEADGEAR, NONTEXTL CLOTHING	10	96	39	625 RUBBER TYRES, TUBES	630	490	221
871 OPTICAL INSTRUMENTS	3	115	48	628 RUBBER ARTICLES NES	146	462	209
872 MEDICAL INSTRUMENTS NES	7	264	112	641 PAPER AND PAPERBOARD	1 976	945	415
874 MEASURING, CONTROLLING INSTR	58	624	276	642 ARTICLES OF PAPER ETC	377	345	152
881 PHOTO APPAR & EQUIP NES	8	96	43	651 TEXTILE YARN AND THREAD	106	190	81
882 PHOTO, CINEMA SUPPLIES	125	240	104	652 COTTON FABRICS, WOVEN	93	283	121
884 OPTICAL GOODS NES	20	363	160	653 WOVN MAN-MADE FIB FABRIC	207	575	248
885 WATCHES AND CLOCKS	54	365	160	654 OTH WOVEN TEXTILE FABRIC	29	74	34
892 PRINTED MATTER	293	416	186	657 SPECIAL TEXTILE ETC PROD	345	634	275
893 ARTICLES OF PLASTIC NES	241	542	245	659 FLOOR COVERINGS ETC	124	124	54
894 TOYS, SPORTING GOODS, ETC	119	487	217	662 CLAY, REFRACTORY BLDG PRD	735	199	91
895 OFFICE SUPPLIES NES	193	566	244	663 OTH NONMETAL MINERAL MFS	1 136	682	311
897 GOLD, SILVER WARE, JEWELRY		219	95	664 GLASS	129	115	54
898 MUSICAL INSTRUMENTS, PTS	37	137	59	665 GLASSWARE	149	276	119
899 OTHER MANUFACTURED GOODS	66	306	134	666 POTTERY	41	87	42
951 WAR FIREARMS, AMMUNITION	17	844	378	673 IRON AND STEEL SHAPES	14 567	1 535	689
				674 IRN, STL UNIV, PLATE, SHEET	18 699	3 812	1 685
URUGUAY				675 IRON, STEEL HOOP, STRIP	1 646	525	234
IMPORTS	497 630	272 405	120 293	677 IRN, STL WIRE EXCL W ROD	421	181	81
011 MEAT FRESH, CHILLED, FROZEN	72 904	40 188	17 587	678 IRON, STL TUBES, PIPES, ETC	1 828	318	135
034 FISH FRESH, CHILLED, FROZEN	5 427	1 988	875	682 COPPER EXC CEMENT COPPER	72	155	67
042 RICE	102 192	12 109	5 235	684 ALUMINIUM	89	142	63
057 FRUIT, NUTS, FRESH, DRIED	4 365	521	224	692 METAL TANKS, BOXES, ETC	262	182	80
061 SUGAR AND HONEY	15 092	2 954	1 323	693 WIRE PRODUCTS NON ELECTR	912	258	109
081 FEEDING STUFF FOR ANIMALS	152 562	8 508	3 700	694 STL, COPPER NAILS, NUTS, ETC	224	436	196
211 HIDES, SKINS, UNDRESSED	238	333	142	695 TOOLS	1 008	2 112	922
212 FUR SKINS UNDEPRESSED	219	2 217	983	696 CUTLERY	42	224	99
222 SEEDS FOR "SOFT" FIXED OIL	605	76	33	697 BASE MTL HOUSEHOLD EQUIP	44	95	38
263 COTTON	1 000	359	159	699 OTHER METAL MANUFACTURES	747	825	361
268 WOOL (EXC TOPS), ANML HAIR	12 353	8 570	3 854	713 INTRNL COMBUS PISTN ENGN	1 253	2 669	1 204
291 CRUDE ANIMAL MATERIALS NES	55 726	8 779	3 873	716 ROTATING ELECTRIC PLANT	259	910	418
292 CRUDE VEG MATERIALS NES	40	105	45	721 AGRIC MACHY, EXC TRACTORS	3 432	4 166	1 910
424 FIXED VEG OIL NONSOFT	13 175	1 974	902	722 TRACTORS NON-ROAD	595	997	429
585 PLASTIC MATERIALS NES	1	900	406	723 CIVIL ENGINEERING EQUIP ETC	57	144	62
611 LEATHER	4 661	11 181	5 024	724 TEXTILE, LEATHER MACHINRY	3 083	8 821	3 939
612 LEATHER ETC MANUFACTURES	1 239	4 182	1 856	725 PAPER ETC MILL MACHINERY	130	455	203
613 FUR SKINS TANNED, DRESSED	2 383	8 833	3 874	726 PRINTG, PKBINDG MACHY, PTS	557	2 431	1 096
651 TEXTILE YARN AND THREAD	28 038	30 622	13 702	727 FOOD MACHRY NON-DOMESTIC	1 613	2 943	1 303
654 OTH WOVEN TEXTILE FABRIC	5 806	20 877	9 175	728 OTH MACHY FOR SFCL INDUS	1 854	6 762	3 016
657 SPECIAL TEXTILE ETC PROD	7	143	61	736 MACHINE TOOLS FOR METAL	948	1 015	461
666 POTTERY	160	741	331	737 METALWORKING MACHNRY NES	276	347	158
667 PEARL, PREC-, SEMI-P STONE	213	351	156	741 HEATING, COOLING EQUIPMENT	836	1 201	543
694 STL, COPPER NAILS, NUTS, ETC	3 214	864	384	742 PUMPS FOR LIQUIDS ETC	214	774	338
713 INTRNL COMBUS PISTN ENGN	95	274	123	743 PUMPS NES, CENTRIFUGES ETC	220	683	304
744 MECHANICAL HANDLING EQL	1 582	569	253	744 MECHANICAL HANDLING EQL	638	1 068	473
784 MOTOR VEHCL PTS, ACC NES	324	454	209	745 NONELEC MACHY, TOOLS NES	544	2 341	1 044
831 TRAVEL GOODS, HANDBAGS	320	6 519	2 992	749 NONELEC MACH PTS, ACC NES	343	1 392	615
842 MENS OUTERWEAR NOT KNIT	322	1 709	780	751 OFFICE MACHINES	216	821	359
843 WOMENS OUTERWEAR NONKNIT	983	5 785	2 453	752 AUTOMATIC DATA PROC EQUIP	11	161	75
845 OUTERWEAR KNIT NONELASTIC	116	1 008	438	759 OFFICE & ADP MCH PTS, ACC	9	127	57
847 TEXTL CLTHNG ACCESSORIES NES	32	123	75	761 TELEVISION RECEIVERS	5 703	21 655	9 155
848 HEADGEAR, NONTEXTL CLOTHING	6 985	76 504	33 549	762 RADIO BROADCAST RECEIVERS	14	181	80
851 FOOTWEAR	755	3 463	1 568	763 SOUND RECORDERS, PHONOGRAPHS	9	111	51
872 MEDICAL INSTRUMENTS NES	4	61	37	764 TELECOM EQUIP, PTS, ACC NES	2 374	13 164	5 704
896 WORKS OF ART ETC	13	4 314	1 997	771 ELECTRIC POWER MACHY NES	6	80	33
899 OTHER MANUFACTURED GOODS	1	123	55	772 SWITCHGEAR ETC & PTS NES	329	1 500	668
EXPORTS	313 009	222 466	97 972	773 ELECTR DISTRIBUTING MACH	6 096	2 530	1 113
001 LIVE ANIMALS	30	88	39	774 ELECTRO-MEDCL, XRAY EQUIP	42	611	275
022 MILK AND CREAM	2 000	380	176	775 HOUSEHOLD TYPE EQUIP NES	696	1 168	508
024 CHEESE AND CURD	590	321	139	776 TRANSISTORS, VALVES, ETC	10	350	155
037 FISH ETC PREPARED PRSVD NES	68	88	37	778 ELECTRICAL MACHINERY NES	587	1 668	735
054 VEG ETC FRSH, SIMPLY PRSVD	144	189	79	781 PASS MOTOR VEH EXC BUSES	12 603	19 622	8 648
073 CHOCOLATE AND PRODUCTS	163	168	71	782 LORRIES, SPCL MTR VEH NES	1 257	1 845	826
081 FEEDING STUFF FOR ANIMALS	1 413	156	71	784 MOTOR VEHCL PTS, ACC NES	2 697	5 721	2 524
098 EDIBLE PRODUCTS, PREPS NES	100	196	89	785 MOTOR & OTHER CYCLES ETC	413	287	127
112 ALCOHOLIC BEVERAGES	2 419	401	180	786 VEH NES NONMOTR, TRAILERS	53	72	32
212 FUR SKINS UNDRESSED	83	2 247	964	791 RAILWAY VEHICLES	5 256	858	360
233 RUBBER, SYNTHETIC, RECLAIMED	6 486	2 105	913	812 PLUMBING, HEATING, LIGHTING EQL	62	144	62
266 SYNTHETIC FIBRE TO SPIN	2 752	1 398	627	821 FURNITURE	138	160	67
278 OTHER CRUDE MINERALS	808	96	41	848 HEADGEAR, NONTEXTL CLOTHING	5	107	46
292 CRUDE VEG MATERIALS NES	1 012	1 529	701	871 OPTICAL INSTRUMENTS	4	329	147
334 PETROLEUM PRODUCTS, REFIN	4 059	1 287	576	872 MEDICAL INSTRUMENTS NES	229	977	433
431 PROCESSED ANML VEG OIL, ETC	344	78	36	873 METERS & COUNTERS NES	22	300	132
511 HYDROCARBONS NES, DERIVS	4 201	783	346	874 MEASURING, CONTROLLING INSTR	277	2 421	1 053
512 ALCOHOLS, PHENOLS, ETC	8 175	1 575	692	881 PHOTO APPAR & EQUIP NES	201	1 534	658
513 ORGANIC ACIDS, ETC	9 118	1 618	702	882 PHOTO, CINEMA SUPPLIES	365	666	288
514 NITROGEN-FUNCTN COMPOUNDS	722	1 458	642	884 OPTICAL GOODS NES	1	116	51
515 ORG-INORG COMPOUNDS ETC	516	4 474	1 996	885 WATCHES AND CLOCKS	60	319	137
516 OTHER ORGANIC CHEMICALS	891	468	204	892 PRINTED MATTER	954	1 109	492
522 INORG ELEMTS, OXIDES, ETC	14 119	1 901	831	893 ARTICLES OF PLASTIC NES	611	848	368
523 OTHR INORGANIC CHEMICALS	15 573	1 777	786	894 TOYS, SPORTING GOODS, ETC	168	1 374	600
524 RADIOACTIVE ETC MATERIAL	5	125	57	895 OFFICE SUPPLIES NES	531	1 272	555
531 SYNT DYE, NAT INDGO, LAKES	1 746	5 607	2 504	897 GOLD, SILVER WARE, JEWELRY	3	519	223
532 DYES NES, TANNING PRODS	6 049	1 989	876	898 MUSICAL INSTRUMENTS, PTS	95	242	109
				899 OTHER MANUFACTURED GOODS	160	439	193
				951 WAR FIREARMS, AMMUNITION	113	613	278

## 7 IMPCPTS AND EXPORTS (SPECIAL TRADE) BY COUNTRIES OF PRODUCTION AND CONSUMPTION AND BY GROUPS OF THE SITC-REV. 11 1981

GROUP DESCRIPTION	DT = 100 KG	1 000 DM	1 000 \$	GROUP DESCRIPTION	DT = 100 KG	1 000 DM	1 000 \$
ARGENTINA				048 CEREAL ETC PREPARATIONS	3 026	2 284	1 007
IMPORTS	9 646 892	1 125 763	495 710	054 VEG ETC FRSH, SMPLY PRSVD	99	102	46
001 LIVE ANIMALS	115	127	60	056 VEGETABLES ETC PRSVD, PREPD	256	98	45
011 MEAT FRESH, CHILLED, FROZEN	314 938	241 116	106 163	058 FRUIT PRESERVED, PREPARED	766	350	151
012 MEAT DRIED, SALTED, SPOKED	400	141	62	061 SUGAR AND HONEY	4 417	690	304
014 MEAT PREPD, PRSVD, NES ETC	40 328	38 524	17 468	062 SUGAR PREPS NON-COCCA	1 113	572	260
034 FISH FRESH, CHILLED, FROZEN	50 685	13 001	5 871	071 COFFEE AND SUBSTITUTES	219	530	228
035 FISH SALTED, DRIED, SPOKED	1 001	229	109	073 CHOCOLATE AND FRDCTS	2 076	2 205	982
036 SHELL FISH FRESH, FROZEN	222	154	73	075 SPICES	133	132	54
042 RICE	194 752	22 788	9 669	081 FEEDING STUFF FOR ANIMLS	3 314	1 539	693
044 MAIZE UNMILLED	316 947	12 931	5 006	098 EDIBLE PRODUCTS, PREPS NES	6 835	2 774	1 241
045 CEREALS NES UNMILLED	186 465	11 815	5 149	112 ALCOHOLIC BEVERAGES	31 561	4 603	2 129
047 OTHER CEREAL MEALS, FLOUR	1 050	80	34	122 TOBACCO NFRS	114	289	121
054 VEG ETC FRSH, SMPLY PRSVD	12 250	1 439	637	223 SEEDS FOR OTH FIXED OILS	2 415	280	127
057 FRUIT, NUTS, FRESH, DRIED	428 142	64 025	27 395	233 RUBBER, SYNTHETIC, RECLAIMD	29 869	9 645	4 284
053 FRUIT PRESERVED, PREPARED	57 132	17 651	7 780	263 COTTON	926	333	149
061 SUGAR AND HONEY	70 083	14 765	6 565	266 SYNTHETIC FIBRE TO SPIN	6 848	3 235	1 433
074 TEA AND MATE	1 341	909	405	267 OTHER MAN-MADE FIBRES	799	306	138
081 FEEDING STUFF FOR ANIMLS	4 092 561	174 504	77 839	273 STONE, SAND AND GRAVEL	9 190	246	116
112 ALCOHOLIC BEVERAGES	3 147	701	315	278 OTHER CRUDE MINERALS	3 172	542	260
121 TOBACCO UNMNFCTD, REFUSE	33 955	16 593	7 219	287 BASE METAL ORES, CONC NES	5 990	975	429
211 HIDES, SKINS, UNDRESSED	4 832	1 392	600	291 CRUDE ANIMAL MTRIALS NES	2	127	58
212 FUR SKINS UNDRESSED	54	661	281	292 CRUDE VEG MATERIALS NES	3 673	4 090	1 818
222 SEEDS FOR SOFT FIXED OIL	1 059 477	89 733	38 228	322 COAL, LIGNITE, PEAT	6 055	224	91
223 SEEDS FOR OTH FIXED OILS	510	80	34	334 PETROLEUM PRODUCTS, REFIN	8 994	2 965	1 297
233 RUBBER, SYNTHETIC, RECLAIMD	3 283	708	317	335 RESIDUAL PETRLM PROD NES	33 481	3 359	1 497
248 WOOD SHAPED	755	112	48	411 ANIMAL OILS AND FATS	527	136	56
263 COTTON	82 189	5 694	2 566	431 PROCESD ANML VEG OIL, ETC	3 734	814	358
268 WOOL (EXC TOPS), ANML HAIR	66 570	51 661	22 854	511 HYDROCARBONS NES, DERIVS	51 675	8 192	3 646
273 STONE, SAND AND GRAVEL	1 867	101	42	512 ALCOHOLS, PHENOLS, ETC	64 104	13 506	5 906
278 OTHER CRUDE MINERALS	2 878	145	65	513 ORGANIC ACIDS, ETC	61 280	14 160	6 317
287 BASE METAL ORES, CONC NES	6 273	1 013	415	514 NITROGEN-FUNCTN COMPOUNDS	33 532	27 262	12 217
288 NON-FERR METAL SCRAP NES	1 238	496	215	515 ORG-INORG COMPOUNDS ETC	6 955	23 935	10 716
291 CRUDE ANIMAL MTRIALS NES	32 652	9 304	4 174	516 OTHER ORGANIC CHEMICALS	3 973	6 685	2 932
292 CRUDE VEG MATERIALS NES	44 217	21 631	9 814	522 INORG ELEMENTS, OXIDES, ETC	82 729	8 224	3 658
334 PETROLEUM PRODUCTS, REFIN	1 418 857	77 109	33 529	523 OTHER INORGANIC CHEMICALS	63 180	9 213	4 105
335 RESIDUAL PETRLM PROD NES	53 835	4 350	1 960	524 RADIOACTIVE ETC MATERIAL	796	15 632	6 866
411 ANIMAL OILS AND FATS	124 843	13 015	5 674	531 SYNT DYE, NAT INDGO, LAKES	4 018	12 014	5 550
423 FIXED VEG OILS, SOFT	173 323	35 761	15 787	532 DYES NES, TANNING PRODS	3 506	1 253	543
424 FIXED VEG OIL NONSOFT	80 952	12 416	5 567	533 PIGMENTS, PAINTS, ETC	42 362	13 930	6 156
431 PROCESD ANML VEG OIL, ETC	21 088	3 146	1 364	541 MEDICINAL ETC PRODUCTS	5 215	37 602	16 635
511 HYDROCARBONS NES, DERIVS	57 528	8 081	3 527	551 ESSENTL OIL, PERFUME, ETC	202	1 720	771
512 ALCOHOLS, PHENOLS, ETC	23 765	4 213	1 876	553 PERFUMERY, COSMETICS, ETC	682	2 664	1 188
513 ORGANIC ACIDS, ETC	2 045	396	174	554 SOAPS, CLEANING ETC PREPS	33 707	10 338	4 538
514 NITROGEN-FUNCTN COMPOUNDS	6 378	789	346	562 FERTILIZERS MANUFACTURED	42 266	1 845	817
515 ORG-INORG COMPOUNDS ETC	7	154	71	572 EXPLOSIVES, PYROTECH PROD	208	515	235
516 OTHER ORGANIC CHEMICALS	3 338	330	146	582 PROD OF CONDENSATION ETC	52 847	17 336	7 680
524 RADIOACTIVE ETC MATERIAL	41	245	104	583 PROD OF POLYMERIZING ETC	164 282	43 517	19 363
531 SYNT DYE, NAT INDGO, LAKES	45	122	55	584 CELLULOSE DERIVATIVES ETC	21 310	12 049	5 344
532 DYES NES, TANNING PRODS	19 477	3 419	1 535	585 PLASTIC MATERIALS NES	1 823	2 979	1 528
541 MEDICINAL ETC PRODUCTS	126	11 315	4 986	591 PESTICIDES, DISINFECTANTS	8 701	7 250	3 191
551 ESSENTL OIL, PERFUME, ETC	268	1 611	714	592 STARCH, INULIN, GLUTEN, ETC	1 258	1 136	496
585 PLASTIC MATERIALS NES	75	1 524	676	598 KISC CHEMICAL PRODS NES	54 687	17 172	7 597
592 STARCH, INULIN, GLUTEN, ETC	2 251	992	416	605 INDUSTRIAL PLANT, CHAP 73	347	853	386
611 LEATHER	25 338	20 735	9 244	611 LEATHER	14	159	75
612 LEATHER ETC MANUFACTURES	62	195	85	612 LEATHER ETC MANUFACTURES	481	897	405
613 FUR SKINS TANNED, DRESSED	1 053	32 732	14 646	621 MATERIALS OF RUBBER	26	798	364
625 RUBBER TYRES, TUBES	153	109	54	625 RUBBER TYRES, TUBES	1 869	1 554	693
641 PAPER AND PAPERBOARD	7 456	457	200	628 RUBBER ARTICLES NES	1 384	3 905	1 759
651 TEXTILE YARN AND THREAD	8 368	5 870	2 697	634 VENEERS, PLYWOOD, ETC	4 814	777	338
654 OTH WOVEN TEXTILE FABRIC	317	1 096	493	635 WOOD MANUFACTURES NES	1 930	504	227
658 TEXTILE ARTICLES NES	22	92	40	641 PAPER AND PAPERBOARD	24 654	6 825	2 994
667 PEARL, PREC-, SEMI-P STONE	160	738	331	642 ARTICLES OF PAPER ETC	3 937	3 163	1 385
672 IRON, STL PRIMARY FORMS	40 065	2 925	1 296	651 TEXTILE YARN AND THREAD	5 976	4 965	2 292
673 IRON AND STEEL SHAPES	15 981	1 119	495	652 COTTON FABRICS, WOVEN	331	1 315	622
674 IRN, STL UNIV, PLATE, SHEET	22 937	1 764	781	653 WOVN MAN-MADE FIB FABRIC	1 357	3 459	1 559
682 COPPER EXC CEMENT COPPER	483	175	77	654 OTH WOVEN TEXTILE FABRIC	25	111	52
684 ALUMINIUM	13 854	4 645	2 168	655 KNIT ETC FABRICS	150	450	203
695 TOOLS	1	78	39	656 LACE, RIBBONS, TULLE, ETC	45	268	116
699 OTHER METAL MANUFACTURES	28	157	70	657 SPECIAL TEXTILE ETC PROD	1 939	3 999	1 748
713 INTRNL COMBUS PISTN ENGN	2 740	3 451	1 563	658 TEXTILE ARTICLES NES	75	259	115
716 ROTATING ELECTRIC PLANT	71	263	116	659 FLOOR COVERINGS ETC	333	411	179
724 TEXTILE, LEATHER MACHNRY	81	196	87	661 CEMENT ETC BUILDING PROD	35 878	626	280
726 PRINTG, BXBINDG MACHY, PTS	570	171	73	662 CLAY, REFRACTORY BLDG PRD	21 329	3 677	1 628
741 HEATING, COOLING EQUIPMNT	111	319	151	663 OTH NONMETAL MINERAL MFS	12 652	5 678	2 529
742 PUMPS FOR LIQUIDS ETC	20	104	45	664 GLASS	2 538	1 414	636
743 PUMPS NES, CENTRIFUGES ETC	22	114	47	665 GLASSWARE	2 261	1 603	720
745 NONELEC MACHY, TOOLS NES	19	79	38	666 POTTERY	210	469	217
749 NONELEC MACH PTS, ACC NES	451	775	332	667 PEARL, PREC-, SEMI-P STONE	3	91	43
752 AUTOMTIC DATA PROC EQUIP	179	17 824	7 751	671 PIG IRON ETC	7 689	1 237	545
759 OFFICE & ADP MCH PTS, ACC	23	1 297	567	673 IRON AND STEEL SHAPES	108 047	16 508	7 189
773 ELECTR DISTRIBUTING MACH	7	86	39	674 IRN, STL UNIV, PLATE, SHEET	314 268	46 402	20 890
776 TRANSISTORS, VALVES, ETC	48	733	308	675 IRON, STEEL HOOP, STRIP	49 689	5 644	2 527
778 ELECTRICAL MACHINERY NES	6	195	87	676 RAILWY RAILS ETC IRN, STL	4 277	441	203
784 MOTOR VEHCL PTS, ACC NES	191	313	138	677 IRN, STL WIRE EXCL W ROD	3 732	1 363	599
792 AIRCRAFT	2	76	31	678 IRON, STL TUBES, PIPES, ETC	77 169	16 117	7 142
793 SHIPS AND BOATS	344 560	4 956	2 279	679 IRN, STL CASTINGS UNWORKE	7	89	39
831 TRAVEL GOODS, HANDBAGS	72	413	185	681 SILVER, PLATINUM, ETC	4	524	237
848 HEADGEAR, NONTXL CLOTHNG	1 220	16 215	7 245	682 COPPER EXC CEMENT COPPER	2 665	3 604	1 634
851 FOOTWEAR	112	594	267	683 NICKEL	495	1 315	586
872 MEDICAL INSTRUMENTS NES	4	87	31	684 ALUMINIUM	3 993	3 856	1 687
874 MEASURING, CONTROLLING INSTR	2	71	31	685 LEAD	651	252	116
881 PHOTO APPAR & EQUIPT NES	24	280	123	689 NON-FER BASE METALS NES	10	91	40
884 OPTICAL GOODS NES	64	452	201	691 STRUCTURES AND PARTS NES	20 574	27 153	11 803
892 PRINTED MATTER	6	80	35	692 METAL TANKS, BOXES, ETC	700	970	430
896 WORKS OF ART ETC	32	357	154	693 WIRE PRODUCTS NON ELECTR	647	605	273
941 ZOO ANIMALS, PETS	11	137	61	694 STL, COPPR NAILS, NUTS, ETC	1 044	1 657	736
EXPORTS	2 244 001	2 360 590	1 053 007	695 TOOLS	2 937	10 893	4 922
001 LIVE ANIMALS	15	173	75	696 CUTLERY	471	2 783	1 255
024 CHEESE AND CURD	7 329	4 233	1 869	697 BASE MTL HOUSEHOLD EQUIP	945	1 242	549
037 FISH ETC PREPD PRSVD NES	326	475	214	699 OTHER METAL MANUFACTURES	16 158	15 492	7 010
				700 INDUSTRIAL PLANT, CHAP 84	26 538	106 183	47 970
				703 INDUSTRIAL PLANT, CHAP 85	257	1 577	724
				711 STEAM BOILERS & AUX PLNT	21 709	34 574	15 324

## 7 IMPORTS AND EXPORTS (SPECIAL TRADE) BY COUNTRIES OF PRODUCTION AND CONSUMPTION AND BY GROUPS OF THE SITC-REV. II 1981

GROUP DESCRIPTION	DT = 100 KG	1 000 DM	1 000 \$	GROUP DESCRIPTION	DT = 100 KG	1 000 DM	1 000 \$
712 STEAM ENGINES, TURBINES	1 263	15 518	6 862	896 WORKS OF ART ETC	3	639	285
713 INTRNL COMBUS PISTN ENGN	8 342	31 418	13 888				
714 ENGINES & MOTORS NES	8 82	1 914	906	EXPORTS	640 024	244 429	107 278
716 ROTATING ELECTRIC PLANT	7 594	15 494	6 816	014 MEAT PREPD, PRSVD, NES ETC	1 013	271	119
718 OTH POWER GENERATG MACHY	2 745	41 997	18 570	022 MILK AND CREAM	2 871	505	227
721 AGRIC MACHY, EXC TRACTORS	8 877	12 642	5 739	023 BUTTER	2 188	1 075	467
722 TRACTORS NON-ROAD	18 756	15 994	6 818	024 CHEESE AND CURD	5 599	2 029	909
723 CIVIL ENGINEER EQUIP ETC	2 917	3 962	1 824	034 FISH FRESH, CHILLED, FROZN	4 737	719	321
724 TEXTILE, LEATHER MACHNRY	12 836	46 598	21 049	048 CEREAL ETC PREPARATIONS	2 604	1 679	753
725 PAPER ETC MILL MACHINERY	10 085	20 515	9 803	054 VEG ETC FRSH, SMPLY PRSVD	336	172	80
726 PRINTG, BKBINDG MACHY, PTS	10 565	31 914	14 182	109 008 SUGAR AND HONEY	12 070	5 305	
727 FOOD MACHRY NON-DOMESTIC	3 622	13 182	5 732	062 SUGAR PREPS NON-COCOA	717	354	155
728 OTH MACHY FOR SPCL INDUS	27 769	83 336	37 269	071 COFFEE AND SUBSTITUTES	74	127	53
736 MACHINE TOOLS FOR METAL	16 633	56 006	24 912	073 CHOCOLATE AND PRODUCTS	699	405	173
737 METALWORKING MACHNRY NES	3 679	8 840	3 923	081 FEEDING STUFF FOR ANIMLS	13 677	1 502	665
741 HEATING, COOLING EQUIPMNT	6 509	18 211	8 043	091 MARGARINE AND SPORTEING	179	72	31
742 PUMPS FOR LIQUIDS ETC	5 326	18 294	7 940	098 EDIBLE PRODCTS, PREPS NES	606	437	194
743 PUMPS NES, CENTRIFUGES ETC	4 590	14 757	6 546	112 ALCOHOLIC BEVERAGES	2 279	386	169
744 MECHANICAL HANDLING EQU	11 827	24 567	11 030	122 TOBACCO MFRS	274	473	215
745 NONELEC MACHY, TOOLS NES	7 822	41 389	18 461	233 RUBBER, SYNTHETIC, RECLAIMD	391	196	80
749 NONELEC MACH PTS, ACC NES	9 851	31 664	14 152	269 WASTE OF TEXTILE FABRICS	826	76	34
751 OFFICE MACHINES	1 050	6 957	3 144	273 STONE, SAND AND GRAVEL	6 282	80	33
752 AUTOMATIC DATA PROC EQUIP	261	6 924	3 127	278 OTHER CRUDE MINERALS	2 864	84	37
759 OFFICE & ADP MCH PTS, ACC	147	4 981	2 161	292 CRUDE VEG MATERIALS NES	71	509	236
761 TELEVISION RECEIVERS	25 991	92 741	41 890	322 COAL, LIGNITE, PEAT	9 824	335	149
762 RADIO BROADCAST RECEIVERS	444	3 133	1 430	334 PETROLEUM PRODUCTS, REFIN	862	295	133
763 SOUND RECORDERS, PHONOGRPH	507	5 897	2 570	424 FIXED VEG OIL NONSOFT	427	149	65
764 TELECOM EQPT, PTS, ACC NES	17 580	161 545	72 191	431 PROCDSD ANML VEG OIL, ETC	1 759	406	176
771 ELECTRIC POWER MACHY NES	2 281	9 000	3 971	511 HYDROCARBONS NES, DERIVS	3 733	600	263
772 SWITCHGEAR ETC & PTS NES	8 754	53 590	23 695	512 ALCOHOLS, PHENOLS, ETC	518	147	63
773 ELECTR DISTRIBUTING MACH	5 996	6 032	2 652	513 ORGANIC ACIDS, ETC	1 142	326	141
774 ELECTRO-MEDCL, XRAY EQUIP	1 396	25 187	10 968	514 NITROGEN-FUNCTN COMPOUNDS	845	398	178
775 HOUSEHOLD TYPE EQUIP NES	6 561	13 859	6 205	515 ORG-INORG COMPOUNDS ETC	296	198	91
776 TRANSISTORS, VALVES, ETC	10 725	25 248	11 200	516 OTHER ORGANIC CHEMICALS	106	94	41
778 ELECTRICAL MACHINERY NES	13 131	38 745	17 215	522 INORG ELEMNTS, OXIDES, ETC	4 053	444	190
781 PASS MOTOR VEH EXC BUSES	82 263	172 333	78 019	523 OTHR INORGANIC CHEMICALS	10 001	1 020	459
782 LORRIES, SPCL MTR VEH NES	5 817	8 596	3 775	531 SYNT DYE, NAT INDGO, LAKES	255	673	300
783 ROAD MOTOR VEHICLES NES	740	182	86	533 PIGMENTS, PAINTS, ETC	3 336	1 317	572
784 MOTOR VEHCL PTS, ACC NES	23 237	46 797	20 827	541 MEDICINAL ETC PRODUCTS	1 058	3 824	1 681
785 MOTOR & OTHER CYCLES ETC	571	1 694	743	551 ESSENTL OIL, PERFUME, ETC	154	634	278
786 VEH NES NONMOTR, TRAILERS	1 695	1 478	692	553 PERFUMERY, COSMETICS, ETC	1 270	910	395
791 RAILWAY VEHICLES	259	2 362	1 141	554 SOAPS, CLEANING ETC PREPS	15 584	3 796	1 665
792 AIRCRAFT	60	6 880	2 889	562 FERTILIZERS MANUFACTURED	1 985	1 350	60
793 SHIPS AND BOATS	43	217	94	582 PROD OF CONDENSATION ETC	5 887	2 431	1 073
801 INDUSTRIAL PLANT, CHAP 90	20	213	92	583 PROD OF POLYMERIZING ETC	18 943	4 704	2 074
812 PLUMB, HEATNG, LGHTNG EQU	1 434	3 184	1 417	584 CELLULOSE DERIVATIVES ETC	827	331	146
821 FURNITURE	5 331	6 816	3 046	591 PESTICIDES, DISINFECTANTS	1 071	964	433
831 TRAVEL GOODS, HANDBAGS	32	150	64	592 STARCH, INULIN, GLUTEN, ETC	15 063	1 892	839
842 MENS OUTERWEAR NOT KNIT	31	227	99	598 MISC CHEMICAL PRODS NES	3 264	1 159	520
843 WOMENS OUTERWEAR NONKNIT	203	2 365	1 041	611 LEATHER	267	138	63
845 OUTERWEAR KNIT NONELASTC	66	724	333	612 LEATHER ETC MANUFACTURES	145	216	97
846 UNDERWEAR KNITTED	12	204	93	621 MATERIALS OF RUBBER	873	427	184
847 TXTL CLTHNG ACCESSRYS NES	28	219	96	625 RUBBER TYRES, TUBES	1 318	765	341
848 HEADGEAR, NONTXTL CLOTHNG	152	508	223	628 RUBBER ARTICLES NES	151	291	128
851 FOOTWEAR	122	780	359	634 VENEERS, FLYWOOD, ETC	3 360	1 654	744
871 OPTICAL INSTRUMENTS	220	7 001	3 113	641 PAPER AND PAPERBOARD	20 112	2 731	1 195
872 MEDICAL INSTRUMENTS NES	741	11 780	5 211	642 ARTICLES OF PAPER ETC	3 103	1 365	605
873 METERS & COUNTERS NES	84	1 228	550	651 TEXTILE YARN AND THREAD	543	1 807	811
874 MEASURING, CONTROLLING INSTR	5 506	45 858	20 223	652 COTTON FABRICS, WOVEN	2 270	5 348	2 391
881 PHOTO APPAR & EQUIPT NES	1 502	12 318	5 549	653 WOVN MAN-MADE FIB FABRIC	2 725	5 143	2 257
882 PHOTO, CINEMA SUPPLIES	3 866	7 912	3 515	654 OTH WOVN TEXTILE FABRIC	113	272	121
884 OPTICAL GOODS NES	19	1 524	692	655 KNIT ETC FABRICS	1 746	3 567	1 566
885 WATCHES AND CLOCKS	1 086	7 377	3 321	656 LACE, RIBBONS, TULLE, ETC	45	462	199
892 PRINTED MATTER	11 928	76 966	34 265	657 SPECIAL TEXTILE ETC PROD	1 622	2 236	994
893 ARTICLES OF PLASTIC NES	4 395	6 399	2 857	658 TEXTILE ARTICLES NES	86	269	122
894 TOYS, SPORTING GOODS, ETC	3 367	7 547	3 329	659 FLOOR COVERINGS ETC	1 212	817	356
895 OFFICE SUPPLIES NES	1 758	5 528	2 510	662 CLAY, REFRACTORY BLDG PRD	17 703	1 848	802
896 WORKS OF ART ETC	17	230	104	663 OTH NONMETAL MINERAL MFS	2 364	694	306
897 GOLD, SILVER WARE, JEWELRY	9	648	284	664 GLASS	1 429	451	198
898 MUSICAL INSTRUMENTS, PTS	776	7 164	3 253	665 GLASSWARE	2 577	1 389	620
899 OTHER MANUFACTURED GOODS	1 073	3 425	1 526	666 POTTERY	293	540	237
941 ZOO ANIMALS, PETS	43	344	142	667 PEARL, PREC-, SEMI-P STONE		192	83
951 WAR FIREARMS, AMMUNITION	295	1 341	594	671 PIG IRON ETC	10 202	411	165
FALKLAND IS				672 IRON, STL PRIMARY FORMS	2 546	219	96
IMPORTS		85	37	673 IRON AND STEEL SHAPES	7 835	584	250
961 COIN NONGOLD, NONCURRENT		85	37	674 IRN, STL UNIV, PLATE, SHEET	17 725	1 579	670
EXPORTS	15	91	35	675 IRON, STEEL HOOP, STRIP	3 544	510	254
CYPRUS				678 IRON, STL TUBES, PIPES, ETC	429	291	127
IMPORTS	372 558	59 739	26 831	681 SILVER, PLATINUM, ETC	5	674	296
054 VEG ETC FRSH, SMPLY PRSVD	62 047	3 045	1 348	682 COPPER EXC CEMENT COPPER	300	348	154
057 FRUIT, NUTS, FRESH, DRIED	177 220	16 061	7 464	684 ALUMINIUM	159	155	56
058 FRUIT PRESERVED, PREPARED	11 694	3 240	1 439	691 STRCLTLRES AND PARTS NES	949	560	248
112 ALCOHOLIC BEVERAGES	2 604	511	234	692 METAL TANKS, BOXES, ETC	564	271	121
278 OTHER CRUDE MINERALS	5 269	538	243	693 WIRE PRODUCTS NON ELECTR	523	189	82
288 NONFERR METAL SCRAP NES	1 832	341	150	694 STL, COPPP NAILS, NUTS, ETC	639	374	165
289 PREC METAL ORE, WASTE NES	6 204	6 120	2 661	695 TOOLS	687	1 323	580
334 PETROLEUM PRODUCTS, REFIN	4 958	330	135	696 CUTLERY	447	2 302	1 024
658 TEXTILE ARTICLES NES	29	75	34	697 BASE MTL HOUSEHOLD EQUIP	1 043	1 447	632
736 MACHINE TOOLS FOR METAL	40	75	30	699 OTHER METAL MANUFACTURES	1 418	1 676	736
793 SHIPS AND BOATS	93 787	3 258	1 440	711 STEAM BOILERS & AUX PLNT	1 236	537	229
831 TRAVEL GOODS, HANDBAGS	216	399	178	713 INTRNL COMBUS PISTN ENGN	1 092	1 887	845
842 MENS OUTERWEAR NOT KNIT	337	1 179	528	714 ENGINES & MOTORS NES	12	839	392
843 WOMENS OUTERWEAR NONKNIT	2 914	10 839	4 829	716 ROTATING ELECTRIC PLANT	287	456	197
844 UNDERWEAR NOT KNIT	213	822	374	721 AGRIC MACHY, EXC TRACTORS	338	855	394
845 UNDERWEAR KNIT NONELASTC	1 326	8 506	3 787	722 TRACTORS NON-ROAD	815	725	316
846 UNDERWEAR KNITTED	619	2 370	1 072	723 CIVIL ENGINEER EQUIP ETC	510	702	298
847 TXTL CLTHNG ACCESSRYS NES	39	201	80	724 TEXTILE, LEATHER MACHNRY	746	3 168	1 400
848 HEADGEAR, NONTXTL CLOTHNG	24	162	75	725 PAPER ETC MILL MACHINERY	595	2 452	1 128
				726 PRINTG, BKBINDG MACHY, PTS	238	872	383
				727 FOOD MACHRY NON-DOMESTIC	63	278	129
				728 OTH MACHY FOR SPCL INDUS	930	1 921	850
				736 MACHINE TOOLS FOR METAL	68	163	67
				741 HEATING, COOLING EQUIPMNT	689	1 543	701
				742 PUMPS FOR LIQUIDS ETC	331	803	352

## 7 IMPORTS AND EXPORTS (SPECIAL TRADE) BY COUNTRIES OF PRODUCTION AND CONSUMPTION AND BY GROUPS OF THE SITC-REV. II 1981

GROUP DESCRIPTION	DT = 100 KG	1 000 DM	1 000 \$	GROUP DESCRIPTION	DT = 100 KG	1 000 DM	1 000 \$
743 PUMPS NES,CENTRIFUGES ETC	924	1 950	840	335 RESIDUAL PETRLM PROD NES	2 411	196	85
744 MECHANICAL HANDLING EQU	2 148	2 199	964	424 FIXED VEG OIL NONSOFT	3 513	1 126	489
745 NONELEC MACHY,TOOLS NES	345	1 435	634	431 PROCESD ANML VEG OIL,ETC	13 913	1 932	853
749 NONELEC MACH PTS,ACC NES	1 999	4 337	1 905	511 HYDROCARBONS NES,DERIVS	2 755	572	253
751 OFFICE MACHINES	96	636	281	512 ALCOHOLS,PHENOLS,ETC	913	375	162
752 AUTOMATIC DATA PROC EQUIP	132	2 319	994	513 ORGANIC ACIDS,ETC	5 102	1 414	645
759 OFFICE & ADP MCH PTS,ACC	63	460	198	514 NITROGEN-FUNCT COMPOUNDS	614	220	95
761 TELEVISION RECEIVERS	6 157	18 929	2 364	515 ORG-INORG COMPOUNDS ETC	341	221	100
762 RADIO BROADCAST RECEIVERS	82	366	162	516 OTHER ORGANIC CHEMICALS	263	247	109
763 SOUND RECORDERS,PHONOGRPH	203	1 297	554	522 INORG ELEMTS,OXIDES,ETC	6 727	862	375
764 TELECOM EQPT,PTS,ACC NES	434	1 357	600	523 OTHR INORGANIC CHEMICALS	24 157	1 521	666
771 ELECTRIC POWER MACHY NES	200	293	123	531 SYNT DYE,NAT INDGO,LAKES	521	1 100	474
772 SWITCHGEAR ETC & PTS NES	335	3 088	1 332	532 DYES NES,TANNING PRODS	1 451	296	133
773 ELECTR DISTRIBUTING MACH	103	118	50	533 PIGMENTS,PAINTS,ETC	11 099	3 953	1 747
774 ELECTRO-MEDCL,XRAY EQUIP	2	98	42	541 MEDICINAL ETC PRODUCTS	3 746	33 339	14 701
775 HOUSEHOLD TYPE EQUIP NES	4 331	5 142	2 284	551 ESSENTL OIL,PERFUME,ETC	251	829	366
776 TRANSISTORS,VALVES,ETC	11	118	52	553 FEFUMERY,COSMETICS,ETC	2 993	2 366	1 056
778 ELECTRICAL MACHINERY NES	1 902	2 287	1 019	554 SOAPS,CLEANING ETC PREPS	21 942	5 733	2 556
781 PASS MOTOR VEH EXC BUSES	11 478	19 740	8 683	562 FERTILIZERS MANUFACTURED	144 348	4 933	2 240
782 LORRIES,SPCL MTR VEH NES	4 143	3 318	1 464	562 PROD OF CONDENSATION ETC	6 125	2 094	950
784 MOTOR VEHCL PTS,ACC NES	4 199	5 611	2 484	563 PROD OF POLYMERIZING ETC	32 488	6 919	3 107
785 MOTOR & OTHER CYCLES ETC	53	60	34	584 CELLULOSE DERIVATIVES ETC	1 577	803	358
786 VEH NES NONMOTR,TRAILERS	230	86	37	591 PESTICIDES,DISINFECTANTS	3 271	3 983	1 771
793 SHIPS AND BOATS	209 302	39 116	16 719	592 STARCH,INULIN,GLUTEN,ETC	3 271	911	398
812 PLUMBING,HEATING,LIGHTNG EQU	720	917	399	598 MISC CHEMICAL PRODS NES	8 664	3 207	1 418
821 FURNITURE	474	411	181	611 LEATHER	248	486	214
831 TRAVEL GOODS,HANDBAGS	20	76	32	621 MATERIALS OF RUBBER	2 802	1 117	491
842 MENS OUTERWEAR NOT KNIT	64	312	133	625 RUBBER TYRES,TUBES	8 804	2 202	955
843 WOMENS OUTERWEAR NONKNIT	44	391	178	628 RUBBER ARTICLES NES	515	1 082	482
845 OUTERWEAR KNIT NONELASTC	52	394	177	634 VENEERS,PLYWOOD,ETC	1 396	846	379
846 UNDERWEAR KNITTED	48	439	191	635 WOOD MANUFACTURES NES	869	346	159
847 TXTL CLTHNG ACCESSRY NES	59	261	114	641 PAPER AND PAPERBOARD	8 816	1 934	851
848 HEADGEAR,NONTXTL CLOTHNG	32	116	51	642 ARTICLES OF PAPER ETC	1 492	1 133	510
851 FOOTWEAR	233	1 177	532	651 TEXTILE YARN AND THREAD	3 222	3 188	1 409
872 MEDICAL INSTRUMENTS NES	135	672	288	652 COTTON FABRICS,WOVEN	875	2 168	959
874 MEASURING,CONTROLLNG INSTR	62	799	345	653 WOVN MAN-MADE FIB FABRIC	971	2 448	1 097
881 PHOTO APPAR & EQUIPT NES	61	735	325	654 OTH WOVEN TEXTILE FABRIC	72	261	114
882 PHOTO,CINEMA SUPPLIES	868	1 637	726	655 KNIT ETC FABRICS	1 608	2 544	1 134
884 OPTICAL GOODS NES	16	403	180	656 LACE,RIBBONS,TULLE,ETC	106	340	144
885 WATCHES AND CLOCKS	44	617	267	657 SPECIAL TEXTILE ETC PROD	2 660	2 024	902
892 PRINTED MATTER	656	556	248	658 TEXTILE ARTICLES NES	79	285	125
893 ARTICLES OF PLASTIC NES	1 451	1 470	655	659 FLOOP COVERINGS ETC	3 074	4 869	2 155
894 TOYS,SPORTING GOODS,ETC	314	492	217	662 CLAY,REFRACTORY BLDG PRD	14 546	1 721	749
895 OFFICE SUPPLIES NES	282	776	337	663 OTH NONMETAL MINERAL MFS	2 257	1 619	715
897 GOLD,SILVER WARE,JEWELRY	1	118	48	664 GLASS	3 406	1 020	461
898 MUSICAL INSTRUMENTS,PTS	43	213	94	665 GLASSWARE	579	676	315
899 OTHER MANUFACTURED GOODS	198	667	295	666 POTTERY	340	471	216
971 GOLD,NON MONETARY NES		419	177	667 PEARL,PREC-,SEMI-P STONE	2	566	245
LEBANON				672 IRON,STL PRIMARY FORMS	174 394	7 872	3 508
IMPORTS	16 218	12 887	5 774	673 IRON AND STEEL SHAPES	22 566	1 793	784
056 VEGETABLES ETC PRSVD,PREPD	599	141	61	674 IRN,STL UNIV,PLATE,SHEET	42 295	5 243	2 330
057 FRUIT,NUTS,FRESH,DRIED	299	72	31	675 IRON,STEEL HOOP,STRIP	556	103	44
121 TOBACCO UNMNFCTRD,REFUSE	2 185	1 104	489	677 IRN,STL WIRE EXCL W ROD	6 122	630	275
282 IRON AND STEEL SCRAP	1 555	270	126	678 IRON,STL TUBES,PIPES,ETC	3 561	1 118	481
288 NONFERR METAL SCRAP NES	5 554	1 335	608	681 SILVER,PLATINUM,ETC	1	650	294
291 CRUDE ANIMAL MTRIALS NES	210	1 318	597	682 COPPER EXC CEMENT COPPER	328	393	175
613 FUR SKINS TANNED,DRESSED	149	477	203	683 NICKEL	63	135	60
655 KNIT ETC FABRICS	1 520	3 096	1 389	684 ALUMINIUM	7 000	3 113	1 411
667 PEARL,PREC-,SEMI-P STONE		126	57	685 LEAD	2 100	336	156
691 STRUCTURES AND PARTS NES	401	137	62	691 STRUCTURES AND PARTS NES	1 748	1 332	592
736 MACHINE TOOLS FOR METAL	95	73	34	692 METAL TANKS,BOXES,ETC	1 129	388	176
749 NONELEC MACH PTS,ACC NES		77	40	693 WIRE PRODUCTS NON ELECTR	10 287	1 002	416
781 PASS MOTOR VEH EXC BUSES	43	87	33	694 STL,COPPR NAILS,NUTS,ETC	1 919	1 038	456
792 AIRCRAFT		76	32	695 TOOLS	2 258	4 004	1 770
831 TRAVEL GOODS,HANDBAGS	178	1 277	578	696 CUTLERY	282	1 558	685
846 UNDERWEAR KNITTED	27	140	66	697 BASE MTL HOUSEHOLD EQUIP	1 451	1 472	662
848 HEADGEAR,MONTXTL CLOTHNG	29	88	39	699 OTHER METAL MANUFACTURES	8 226	7 150	3 187
892 PRINTED MATTER	82	147	68	703 INDUSTRIAL PLANT,CHAP 85	483	6 611	2 862
896 WORKS OF ART ETC	25	492	225	711 STEAM BOILERS & AUX PLNT	703	1 158	497
897 GOLD,SILVER WARE,JEWELRY		116	55	712 STEAM ENGINES,TURBINES	14	159	69
971 GOLD,NON MONETARY NES	1	121	52	713 INTRNL COMBUS FISTN ENGN	2 737	6 065	2 698
EXPORTS	1 332 463	502 191	222 836	714 ENGINES & MOTORS NES	22	938	428
001 LIVE ANIMALS	32 826	10 465	4 568	716 ROTATING ELECTRIC PLANT	1 146	1 600	705
011 MEAT FRESH,CHILLD,FROZEN	5 375	1 846	810	721 AGRIC MACHY,EXC TRACTORS	99	121	51
014 MEAT PREPD,PRSVD,NES ETC	3 884	1 296	610	722 TRACTORS NON-ROAD	2 891	959	439
022 MILK AND CREAM	19 482	3 956	1 800	723 CIVIL ENGINEER EQUIP ETC	6 489	1 833	808
023 BUTTER	3 085	1 886	817	724 TEXTILE,LEATHER MACHNRY	1 309	4 366	1 941
024 CHEESE AND CURD	9 341	4 131	1 840	725 PAER ETC MILL MACHINERY	1 280	2 878	1 239
037 FISH ETC PREPD PRSVD NES	58	292	136	726 PRINTG,BKBDNG MACHY,PTS	6 365	11 966	5 319
042 RICE	607	115	51	727 FOOD MACHRY NON-DOMESTIC	1 333	2 369	1 093
046 WHEAT ETC MEAL OR FLOUR	24 944	1 629	725	728 OTH MACHY FOR SPCL INDUS	3 082	5 437	2 446
047 OTHER CEREAL MEALS,FLOUR				737 MACHINE TOOLS FOR METAL	1 321	1 872	829
048 CEKAL ETC PREPARATIONS	1 560	922	401	737 METALWORKING MACHNRY NES	268	270	120
058 FRUIT PRESERVED,PREPARED	456	280	122	741 HEATING,COOLING EQUIPMNT	1 444	3 828	1 682
061 SUGAR AND HONEY	213 275	21 113	9 375	742 PUMPS FOR LIQUIDS ETC	1 180	2 781	1 232
062 SUGAR PREPS NON-COCOA	3 980	1 656	755	743 PUMPS NES,CENTRIFUGES ETC	1 933	2 446	1 118
072 COCOA	467	294	133	744 MECHANICAL HANDLING EQU	7 715	7 314	3 245
073 CHOCOLATE AND PRODUCTS	3 757	2 429	1 096	745 NONELEC MACHY,TOOLS NES	1 702	6 049	2 711
075 SPICES	836	978	438	749 NONELEC MACH PTS,ACC NES	4 024	9 326	4 177
098 EDIBLE PRODCTS,PREPS NES	1 469	725	320	751 OFFICE MACHINES	335	1 177	532
112 ALCOHOLIC BEVERAGES	877	167	75	752 AUTOMATIC DATA PROC EQUIP	54	1 054	470
233 RUBBER,SYNTHETIC,RECLAIMD	1 037	171	76	759 OFFICE & ADP MCH PTS,ACC	23	395	175
266 SYNTHETIC FIBRE TO SPIN	3 546	1 403	634	761 TELEVISION RECEIVERS	2 702	7 921	3 643
269 WASTE OF TEXTILE FABRICS	3 028	330	149	762 RADIO BROADCAST RECEIVERS	47	348	158
273 STONE,SAND AND GRAVEL	4 832	116	54	763 SOUND RECORDERS,PHONOGRPH	111	1 008	456
278 OTHER CRUDE MINERALS	4 731	92	43	764 TELECOM EQPT,PTS,ACC NES	775	2 569	1 126
291 CRUDE ANIMAL MTRIALS NES	70	220	98	771 ELECTRIC POWER MACHY NES	1 831	1 024	459
292 CRUDE VEG MATERIALS NES	325	378	171	772 SWITCHGEAR ETC & PTS NES	2 430	6 652	3 007
322 COAL,LIGNITE,PEAT	4 007	72	33	773 ELECTR DISTRIBUTING MACH	7 059	2 559	1 134
334 PETROLEUM PRODUCTS,REFIN	4 254	513	413	774 ELECTRO-MEDCL,XRAY EQUIP	28	723	318
				775 HOUSEHOLD TYPE EQUIP NES	2 179	2 806	1 232
				776 TRANSISTORS,VALVES,ETC	6	411	173
				778 ELECTRICAL MACHINERY NES	7 210	6 815	3 013
				781 PASS MOTOR VEH EXC BUSES	70 317	38 850	17 112
				782 LORRIES,SPCL MTR VEH NES	56 030	36 489	16 024

7 IMPORTS AND EXPORTS (SPECIAL TRADE) BY COUNTRIES OF PRODUCTION AND CONSUMPTION AND BY GROUPS OF THE SITC-REV. 11 1981

GROUP DESCRIPTION	DT = 100 YG	1 000 DM	1 000 \$	GROUP DESCRIPTION	DT = 100 KG	1 000 DM	1 000 \$
783 ROAD MOTOR VEHICLES NES	13 330	15 121	6 589	541 MEDICINAL ETC PRODUCTS	6 468	25 089	11 097
784 MOTOR VEHCL PTS,ACC NES	42 747	26 667	11 872	551 ESSENTL OIL,PERFUME,ETC	713	2 291	1 009
785 MOTOR & OTHER CYCLES ETC	30	69	31	553 PERFUMERY,COSMETICS,ETC	8 498	3 094	1 379
786 VEH NES NONMOTR,TRAILERS	38 422	18 718	8 288	554 SOAPS,CLEANING ETC PREPS	11 211	2 947	1 296
793 SHIPS AND BOATS	17 183	3 627	1 736	562 FERTILIZERS MANUFACTURED	206	162	67
812 PLUMB,HEATING,LGHTNG EQU	2 911	1 543	686	582 PROD OF CONDENSATION ETC	30 356	7 102	3 126
821 FURNITURE	2 268	2 398	1 053	583 PROD OF POLYMERIZING ETC	96 391	19 406	8 676
831 TRAVEL GOODS,HANDBAGS	34	97	43	584 CELLULOSE DERIVATIVES ETC	6 899	2 147	986
842 MENS OUTERWEAR NOT KNIT	177	2 108	950	585 PLASTIC MATERIALS NES	428	186	83
843 WOMENS OUTERWEAR NONKNIT	211	3 845	1 702	591 PESTICIDES,DISINFECTANTS	2 493	2 046	922
844 UNDERWEAR NOT KNIT	13	183	82	592 STARCH,INULIN,GLUTEN,ETC	1 191	845	374
845 OUTERWEAR KNIT NONELASTIC	194	2 860	1 278	598 MISC CHEMICAL PRODS NES	12 830	5 168	2 279
846 UNDERWEAR KNITTED	195	1 319	595	611 LEATHER	498	105	47
847 TXLT CLTHNG ACCESSYS NES	12	104	41	621 MATERIALS OF RUBBER	4 495	1 647	718
848 HEADGEAR,NONTXLT CLOTHNG	114	203	90	625 RUBBER TYRES,TUBES	6 653	4 568	1 882
851 FOOTWEAR	182	665	297	628 RUBBER ARTICLES NES	2 321	2 945	1 332
871 OPTICAL INSTRUMENTS	27	655	269	634 VENEERS,PLYWOOD,ETC	3 016	699	301
872 MEDICAL INSTRUMENTS NES	192	2 481	1 106	635 WOOD MANUFACTURES NES	204	171	77
873 METERS & COUNTERS NES	39	265	120	641 PAPER AND PAPERBOARD	7 552	1 895	834
874 MEASURING,CONTROLLNG INSTR	279	2 034	687	642 ARTICLES OF PAPER ETC	1 465	712	318
881 PHOTO APPAR & EQUIPT NES	166	1 219	533	651 TEXTILE YARN AND THREAD	25 088	12 962	5 733
882 PHOTO,CINEMA SUPPLIES	2 193	2 354	1 060	652 COTTON FABRICS,WOVEN	1 717	1 193	523
883 DEVELOPED CINEMA FILM	7	128	59	653 WOVN MAN-MADE FIB FABRIC	11 017	15 909	6 999
884 OPTICAL GOODS NES	11	429	189	654 OTH WOVN TEXTILE FABRIC	176	371	162
885 WATCHES AND CLOCKS	8	347	157	655 KNIT ETC FABRICS	3 550	7 124	3 129
892 PRINTED MATTER	2 602	1 892	833	657 SPECIAL TEXTILE ETC PROD	8 956	3 460	1 539
893 ARTICLES OF PLASTIC NES	1 898	1 925	850	658 TEXTILE ARTICLES NES	22	86	36
894 TOYS,SPORTING GOODS,ETC	2 086	2 478	1 109	659 FLOR COVERINGS ETC	1 357	342	148
895 OFFICE SUPPLIES NES	618	1 566	686	662 CLAY,REFRACTORY BLDG FRD	21 144	2 105	939
897 GOLD,SILVER WARE,JEWELRY	5	361	159	663 OTH NONMETAL MINERAL MFS	18 762	3 937	1 721
898 MUSICAL INSTRUMENTS,PTS	110	526	230	664 GLASS	3 393	1 133	518
899 OTHER MANUFACTURED GOODS	588	1 262	566	665 GLASSWARE	298	490	213
951 WAR FIREARMS,AMMUNITION	277	170	78	671 PIG IRON ETC	8 453	308	130
971 GOLD,NON MONETARY NES		119	55	672 IRON,STL PRIMARY FORMS	178 877	9 699	3 998
				673 IRON AND STEEL SHAFES	126 625	9 093	3 987
SYRIA				674 IRN,STL UNIV,PLATE,SHEET	152 776	13 677	6 175
IMPORTS	5 708 324	337 615	147 785	675 IRON,STEEL HOOF,STRIP	41 920	4 962	2 170
056 VEGTBLES ETC PRSVD,PREPD	6 027	1 860	819	677 IRN,STL WIRE EXCL W ROD	2 296	418	184
075 SPICES	380	263	117	678 IRON,STL TUBES,PIPES,ETC	52 444	5 635	2 554
121 TOBACCO UNMNFCTRD,REFUSE	140	80	36	679 IRN,STL CASTINGS UNWORKE	1 677	308	138
212 FUR SKINS UNDRRESSED	70	291	132	681 SILVER,PLATINUM,ETC	10	676	302
263 COTTON	15 207	1 103	484	682 COPPER EXC CEMENT COPPER	1 284	832	365
268 WOOL(EXC TOPS),ANML HAIR	252	112	51	683 NICKEL	210	302	131
271 FERTILIZERS,CRUDE	185 518	2 774	1 267	684 ALUMINIUM	8 059	3 881	1 651
291 CRUDE ANIMAL MTRIALS NES	1 512	12 594	5 638	685 LEAD	221	264	117
333 CRUDE PETROLEUM	5 262 205	295 769	129 043	686 ZINC	7 697	1 779	791
334 PETROLEUM PRODUCTS,REFIN	230 010	9 063	4 066	691 STRUCTURES AND PARTS NES	7 253	9 970	4 306
658 TEXTILE ARTICLES NES	869	1 193	533	692 METAL TANKS,BOXES,ETC	3 125	3 381	1 436
692 METAL TANKS,BOXES,ETC	1	89	38	693 WIRE PRODUCTS NON ELECTR	938	481	221
697 BASE MTL HOUSEHOLD EQUIP	224	213	97	694 STL,COPPR NAILS,NUTS,ETC	2 370	1 293	581
714 ENGINES & MOTORS NES	11	1 340	600	695 TOOLS	4 757	8 332	3 672
716 ROTATING ELECTRIC PLANT	2	242	107	696 CUTLERY	227	704	309
742 PUMPS FOR LIQUIDS ETC	1	79	35	697 BASE MTL HOUSEHOLD EQUIP	489	668	301
743 PUMPS NES,CENTRIFUGES ETC		125	57	699 OTHER METAL MANUFACTURES	14 033	5 748	2 555
749 NONELEC MACH PTS,ACC NES	1	120	53	700 INDUSTRIAL PLANT,CHAP 84	5 356	6 771	3 154
764 TELECOM EQPT,PTS,ACC NES	1	310	139	703 INDUSTRIAL PLANT,CHAP 85	5 045	12 935	5 823
792 AIRCRAFT	19	328	150	711 STEAM BOILERS & AUX PLNT	501	453	209
831 TRAVEL GOODS,HANDBAGS	40	165	71	712 STEAM ENGINES,TURBINES	6	115	50
847 TXLT CLTHNG ACCESSYS NES	835	1 559	724	713 INTRNL COMBUS PISTN ENGN	13 742	16 286	7 239
851 FOOTWEAR	112	144	64	714 ENGINES & MOTORS NES	38	2 064	929
874 MEASURING,CONTROLLNG INSTR	12	251	114	716 ROTATING ELECTRIC PLANT	4 573	8 232	3 731
896 WORKS OF ART ETC	2	94	41	721 AGRIC MACHY,EXC TRACTORS	12 348	8 990	4 146
EXPORTS	2 066 988	991 479	437 874	722 TRACTORS NON-ROAD	1 256	1 144	514
001 LIVE ANIMALS	132	1 353	598	723 CIVIL ENGINEERS EQUIP ETC	52 922	54 381	23 706
011 MEAT FRESH,CHILLD,FROZEN	323	136	60	724 TEXTILE,LEATHER MACHNRY	4 467	15 541	6 875
012 MEAT DRIED,SALTD,SMOKED	260	144	68	725 PAPER ETC MILL MACHINERY	322	869	375
022 MILK AND CREAM	33 311	7 244	3 312	726 PRINTG,BKBLDNG MACHY,PTS	609	1 389	629
023 BUTTER	2 930	2 275	1 008	727 FOOD MACHRY NON-DOMESTIC	429	1 471	651
024 CHEESE AND CURD	4 704	2 538	1 171	728 OTH MACHRY FOR SPCL INDUS	31 364	42 241	18 732
041 WHEAT ETC UNMILLED	10 000	501	234	736 MACHINE TOOLS FOR METAL	2 558	4 809	2 129
054 VEG ETC FFSH,SMPLY PRSVD	52	115	55	737 METALWORKING MACHNRY NES	325	1 184	520
061 SUGAR AND HONEY	20 306	2 557	1 176	741 HEATING,COOLING EQUIPMNT	3 423	8 268	3 621
081 FEEDING STUFF FOR ANMLS	24 940	3 843	1 594	742 PUMPS FOR LIQUIDS ETC	6 270	13 681	6 194
096 EDIBLE PRODUCTS,PREPS NES	738	517	228	743 PUMPS NES,CENTRIFUGES ETC	7 109	7 833	3 641
112 ALCOHOLIC BEVERAGES	167	148	64	744 MECHANICAL HANDLING EQU	14 127	20 282	8 874
232 RUBBER,SYNTHETIC,RECLAIMD	13 320	3 370	1 460	745 NONELEC MACHY,TOOLS NES	3 898	8 658	3 809
247 OTH WOOD ROUGH,SQUARED	1 423	96	40	749 NONELEC MACH PTS,ACC NES	8 749	16 517	7 268
266 SYNTHETIC FIBRE TO SPIN	3 555	1 025	479	751 OFFICE MACHINES	250	717	314
267 OTHER MAN-MADE FIBRES	233	126	62	752 AUTOMATIC DATA PROC EQUIP	225	39 472	17 115
269 WASTE OF TEXTILE FABRICS	32 082	4 613	2 058	759 OFFICE & ADP MCH PTS,ACC	25	1 338	590
274 SULPHUR ETC	1 384	86	39	761 TELEVISION RECEIVERS	4 281	11 198	4 928
278 OTHER CRUDE MINERALS	17 206	503	219	762 RADIO BROADCAST RECEIERS	67	371	163
291 CRUDE ANIMAL MTRIALS NES	269	441	207	763 SOUND RECORDRS,PHONOGRPH	62	632	289
292 CRUDE VEG MATERIALS NES	55	290	136	764 TELECOM EQPT,PTS,ACC NES	3 126	28 387	12 804
323 BRIQUETS,COKE,SEMI-COKE	1 476	75	34	771 ELECTRIC POWER MACHY NES	8 347	8 934	3 927
334 PETROLEUM PRODUCTS,REFIN	34 238	3 926	1 844	772 SWITCHGEAR ETC & PTS NES	7 337	22 983	10 422
335 RESIDUAL PETRLM PROD NES	1 948	316	132	773 ELECTR DISTRIBUTING MACH	21 845	11 196	4 920
424 FIXED VEG OIL NONSOFT	283	96	44	774 ELECTRO-MEDCL,XRAY EQUIP	112	2 140	895
431 PROCESD ANML VEG OIL,ETC	39 807	5 268	2 329	775 HOUSEHOLD TYPE EQUIP NES	2 311	4 227	1 859
511 HYDROCARBONS NES,DERIVS	1 369	291	132	776 TRANSISTORS,VALVES,ETC	3 646	8 352	3 829
512 ALCOHOLS,PHENOLS,ETC	1 639	511	223	778 ELECTRICAL MACHINERY NES	4 710	7 814	3 484
513 ORGANIC ACIDS,ETC	17 108	3 943	1 759	781 PASS MOTOR VEH EXC BUSES	28 387	32 279	14 141
514 NITROGEN-FUNCTN COMPOUNDS	4 781	2 359	1 035	782 LCRRIES,SPCL MTR VEH NES	213 364	101 697	44 841
515 ORG-INORG COMPOUNDS ETC	883	775	334	783 ROAD MOTOR VEHICLES NES	77 475	62 846	27 534
516 OTHER ORGANIC CHEMICALS	1 981	567	246	784 MOTOR VEHCL PTS,ACC NES	93 603	38 915	17 020
522 INORG ELEMENTS,OXIDES,ETC	62 094	5 173	2 280	786 VEH NES NONMOTR,TRAILERS	62 911	22 711	9 890
523 OTHR INORGANIC CHEMICALS	33 882	2 050	903	791 RAILWAY VEHICLES	64	157	65
524 RADIOACTIVE ETC MATERIAL		77	32	792 AIRCRAFT	20	524	227
531 SYNTH DYE,NAT INDGO,LAKES	2 121	4 909	2 111	793 SHIPS AND BOATS	14 800	352	145
532 DYES NES,TANNING PRODS	11 341	1 758	774	812 PLUMB,HEATING,LGHTNG EQU	2 553	2 092	928
533 PIGMENTS,PAINTS,ETC	20 693	5 566	2 413	821 FURNITURE	1 287	2 655	1 118
				842 MENS OUTERWEAR NOT KNIT	12	166	71
				843 WOMENS OUTERWEAR NONKNIT	58	793	353
				845 OUTERWEAR KNIT NONELASTC	35	345	153
				846 UNDERWEAR KNITTED	31	246	106

## 7 IMPORTS AND EXPORTS (SPECIAL TRADE) BY COUNTRIES OF PRODUCTION AND CONSUMPTION AND BY GROUPS OF THE SITC-REV. II 1981

GROUP DESCRIPTION	DT = 100 KG	1 000 DM	1 000 \$	GROUP DESCRIPTION	DT = 100 KG	1 000 DM	1 000 \$
348 HEADGEAR, NONTXTL CLOTHNG	109	145	63	651 TEXTILE YARN AND THREAD	31 829	29 758	13 173
871 OPTICAL INSTRUMENTS	45	1 339	613	652 COTTON FABRICS, WOVEN	842	2 252	1 002
872 MEDICAL INSTRUMENTS NES	197	5 858	2 634	653 WOVN MAN-MADE FIR FABRIC	1 008	3 191	1 441
874 MEASURING, CONTROLLING INSTR	1 257	10 825	4 801	654 OTH WOVEN TEXTILE FABRIC	70	143	69
881 PHOTO APPAR & EQUIPT NES	147	1 466	649	655 KNIT ETC FABRICS	120	583	260
882 PHOTO, CINEMA SUPPLIES	1 115	1 087	473	656 LACE, RIBBONS, TULLE, ETC	564	1 298	577
884 OPTICAL GOODS NES	8	384	164	657 SPECIAL TEXTILE ETC PROD	14 050	10 969	4 802
885 WATCHES AND CLOCKS	40	208	90	658 TEXTILE ARTICLES NES	1 209	2 014	886
892 PRINTED MATTER	958	1 020	451	659 FLOOR COVERINGS ETC	530	620	277
893 ARTICLES OF PLASTIC NES	5 330	6 615	2 912	661 CEMENT ETC BUILDING PROD	364 877	5 690	2 516
894 TOYS, SPORTING GOODS, ETC	448	199	662	662 CLAY, REFRACTORY BLDG PRD	175 036	23 290	10 239
895 OFFICE SUPPLIES NES	645	1 063	467	663 OTH NONMETAL MINERAL MFS	17 548	7 407	3 252
897 GOLD, SILVER WARE, JEWELRY	79	174	74	664 GLASS	26 722	6 672	2 998
898 MUSICAL INSTRUMENTS, PTS	43	210	94	665 GLASSWARE	1 832	2 813	1 263
899 OTHER MANUFACTURED GOODS	1 159	1 690	739	666 POTTERY	798	1 464	644
IRAQ				671 FIG IRON ETC	10 100	365	146
IMPORTS				672 IRON, STL PRIMARY FORMS	31 064	2 377	1 124
057 FRUIT, NUTS, FRESH, DRIED	12 511	6 635	2 980	673 IRON AND STEEL SHAPES	344 114	31 787	14 157
291 CRUDE ANIMAL MTRIALS NES	63	537	232	674 IRN, STL UNIV. PLATE, SHEET	369 411	42 460	18 988
333 CRUDE PETROLEUM	2 223 090	141 481	64 542	675 IRON, STEEL HOOP, STRIP	124 820	12 765	5 870
335 RESIDUAL PETRLM PROD NES	5 096	869	378	676 RAILWAY RAILS ETC IRN, STL	131 455	27 270	12 027
714 ENGINES & MOTORS NES	287	5 403	2 440	677 IRN, STL WIRE EXCL W ROD	53 752	7 523	3 314
716 ROTATING ELECTRIC PLANT	64	204	90	678 IRON, STL TUBES, PIPES, ETC	1 327 071	164 274	73 396
742 PUMPS FOR LIQUIDS ETC	3	128	55	679 IRN, STL CASTINGS UNWORKE	3 649	1 154	498
743 PUMPS NES, CENTRIFUGES ETC	4	267	117	681 SILVER, PLATINUM, ETC	51	926	426
749 NONELEC MACH PTS, ACC NES	3	126	56	682 COFFER EXC CEMENT COPPER	40 245	19 134	8 053
764 TELECOM EQPT, PTS, ACC NES	2	601	266	683 NICKEL	94	202	85
792 AIRCRAFT	39	7 361	3 179	684 ALUMINIUM	19 348	13 448	6 065
874 MEASURING, CONTROLLING INSTR		869	370	685 LEAD	1 774	437	186
EXPORTS				686 ZINC	640	263	120
001 LIVE ANIMALS	2 060	1 758	780	691 STRUCTURES AND PARTS NES	389 411	177 614	77 462
011 MEAT FRESH, CHILDR, FROZEN	24 275	6 792	3 015	692 METAL TANKS, BOXES, ETC	37 427	32 622	14 289
012 MEAT DRIED, SALTED, SMOKED	132	96	42	693 WIRE PRODUCTS NON ELECTR	76 704	11 282	4 972
014 MEAT PREPD, PRSVD, NES ETC	758	492	220	694 STL, COPPR NAILS, NUTS, ETC	13 603	8 608	3 797
022 MILK AND CREAM	1 148	270	114	695 TOOLS	10 453	25 654	11 289
023 BUTTER	147	81	37	696 CUTLERY	831	3 074	1 372
024 CHEESE AND CURD	5 221	2 320	1 049	697 BASE MTL HOUSEHOLD EQUIP	13 483	16 585	7 620
025 EGGS, BIRDS, FRESH, PRSVD	200	363	156	699 OTHER METAL MANUFACTURES	46 945	38 451	17 060
046 WHEAT ETC MEAL OR FLOUR	237 295	10 602	4 723	700 INDUSTRIAL PLANT, CHAP 84	70 790	102 421	45 853
047 OTHER CEREAL MEALS, FLOUR				703 INDUSTRIAL PLANT, CHAP 85	18 471	29 315	13 214
048 CEREAL ETC PREPARATIONS	393	187	78	711 STEAM BOILERS & AUX PLNT	3 471	5 344	2 350
056 VEGETABLES ETC PRSVD, PREPD	290	86	38	712 STEAM ENGINES, TURBINES	77	1 809	775
061 SUGAR AND HONEY	129 277	17 177	8 065	713 INTERN COPRUS PISTN ENGN	16 899	59 983	26 321
071 COFFEE AND SUBSTITUTES	399	855	397	714 ENGINES & MOTORS NES	11 521	36 414	15 648
081 FEEDING STUFF FOR ANIMLS	13 172	1 574	695	716 ROTATING ELECTRIC PLANT	56 409	117 025	51 167
098 EDIBLE PRODUCTS, PREPS NES	3 227	2 189	954	721 AGRIC MACHY, EXC TRACTORS	53 468	50 118	22 219
112 ALCOHOLIC BEVERAGES	16 346	2 040	899	722 TRACTORS NON-ROAD	7 592	8 607	3 800
122 TOBACCO MFRS	390	475	222	723 CIVIL ENGINEER EQUIP ETC	260 371	310 866	136 977
233 RUBBER, SYNTHETIC, RECLAIMED	6 781	1 460	656	724 TEXTILE, LEATHER MACHNRY	8 211	34 746	15 167
247 OTH WOOD FOUGH, SQUARED	8 273	638	284	725 PAPER ETC MILL MACHINERY	2 737	9 535	4 167
248 WOOD SHAPED	19 847	2 282	999	726 PRINTG, BKBDING MACHY, PTS	5 335	24 224	10 480
251 PULP AND WASTE PAPER	1 350	187	83	727 FOOD MACHY NON-DOMESTIC	6 065	20 767	9 098
266 SYNTHETIC FIBRE TO SPIN	9 842	4 229	1 831	728 OTH MACHY FOR SPCL INDUS	172 289	270 795	119 295
273 STONE, SAND AND GRAVEL	5 473	396	174	736 MACHINE TOOLS FOR METAL	11 577	36 211	16 052
278 OTHER CRUDE MINERALS	33 109	753	339	737 METALWORKING MACHNRY NES	800	4 000	1 772
291 CRUDE ANIMAL MTRIALS NES	151	2 170	210	741 HEATING, COOLING EQUIP/NT	24 451	43 354	19 146
292 CRUDE VEG MATERIALS NES	401	2 475	1 018	742 PUMPS FOR LIQUIDS ETC	33 755	73 708	32 379
322 COAL, LIGNITE, PEAT	40 000	2 023	829	743 PUMPS NES, CENTRIFUGES ETC	51 233	66 918	29 564
325 BRIQUETS, COKE, SEMI-COKE	4 036	211	90	744 MECHANICAL HANDLING EQU	131 316	160 094	70 317
334 PETROLEUM PRODUCTS, REFIN	10 368	3 123	1 362	745 NONELEC MACHY, TOOLS NES	27 939	64 389	28 814
335 RESIDUAL PETRLM PROD NES	4 964	997	457	749 NONELEC MACH PTS, ACC NES	30 063	63 042	27 819
411 ANIMAL OILS AND FATS	751	240	109	751 OFFICE MACHINES	840	4 185	1 821
431 PROCESD ANML VEG OIL, ETC	1 146	226	100	752 AUTOMATIC DATA PROC EQUIP	16	236	100
511 HYDROCARBONS NES, DERIVS	5 200	992	434	759 OFFICE & ADP MCH PTS, ACC	132	1 729	749
512 ALCOHOLS, PHENOLS, ETC	40 467	10 150	4 428	761 TELEVISION RECEIVERS	10 530	35 956	16 164
513 ORGANIC ACIDS, ETC	21 749	6 204	2 681	763 SOUND RECORDRS, PHONOGRPH	552	2 583	1 117
514 NITROGEN-FUNCTN COMPOUNDS	9 227	4 617	2 140	764 TELECOM EQPT, PTS, ACC NES	6 158	60 888	26 325
515 ORG-INORG COMPOUNDS ETC	794	1 025	462	771 ELECTRIC POWER MACHY NES	11 691	14 951	6 594
516 OTHER ORGANIC CHEMICALS	3 368	1 414	616	772 SWITCHGEAR ETC & PTS NES	21 855	57 703	25 427
522 INORG ELEMNTS, OXIDES, ETC	56 572	10 701	4 706	773 ELECTR DISTRIBUTING MACH	88 138	51 609	22 673
523 OTHR INORGANIC CHEMICALS	181 659	16 003	7 049	774 ELECTRO-MEDCL, XRAY EQUIP	659	10 542	4 853
524 RADIOACTIVE ETC MATERIAL		84	33	775 HOUSEHOLD TYPE EQUIP NES	27 480	26 452	11 868
531 SYNT DYE, NAT INDGO, LAFES	3 982	10 402	4 618	776 TRANSISTORS, VALVES, ETC	86	1 789	802
532 DYES NES, TANNING PRODS	6 164	1 425	615	778 ELECTRICAL MACHINERY NES	52 669	70 831	31 012
533 PIGMENTS, PAINTS, ETC	32 812	14 628	6 417	781 PASS MOTOR VEH EXC BUSES	17 684	43 194	19 144
541 MEDICINAL ETC PRODUCTS	26 319	48 834	21 733	782 LORRIES, SFCL MTR VEH NES	1 449 473	1 748 368	762 505
551 ESSENTL OIL, PERFUME, ETC	257	1 918	841	783 ROAD MOTOR VEHICLES NES	349 475	516 289	227 865
553 PERFUMERY, COSMETICS, ETC	1 856	1 120	492	784 MOTOR VEHCL PTS, ACC NES	110 129	326 485	144 230
554 SOAPS, CLEANING ETC PREPS	87 428	20 759	8 822	785 MOTOR & OTHER CYCLES ETC	1 172	674	302
562 FERTILIZERS MANUFACTURED	2 265	169	70	786 VEH NES NONMOTR, TRAILERS	354 962	259 504	114 777
582 PROD OF CONDENSATION ETC	20 741	10 172	4 568	791 RAILWAY VEHICLES	3 564	15 120	6 678
583 PROD OF POLYMERIZING ETC	177 224	55 177	24 367	792 AIRCRAFT	50	3 811	1 682
584 CELLULOSE DERIVATIVES ETC	2 313	1 790	799	793 SHIPS AND BOATS	4 624	6 213	2 661
585 PLASTIC MATERIALS NES	364	208	84	802 INDUSTRIAL PLANT, CHAP 94	6 552	2 140	937
591 PESTICIDES, DISINFECTANTS	3 435	4 119	1 799	812 FLUKEGG, HEATING, LIGHTNG EQU	6 076	9 206	4 130
592 STARCH, INULIN, GLUTEN, ETC	6 287	2 116	934	821 FURNITURE	73 589	53 906	23 907
598 MISC CHEMICAL PRODS NES	71 386	18 027	8 046	831 TRAVEL GOODS, HANDEAGS	47	473	207
605 INDUSTRIAL PLANT, CHAP 73	83 969	52 536	14 379	842 MENS OUTERWEAR NOT KNIT	9 748	48 934	21 695
606 INDUSTRIAL PLANT, CHAP 76	3 307	555	241	843 WOMENS OUTERWEAR NONKNIT	175	2 475	1 069
607 INDUSTRIAL PLANT, CHAP 84	386	619	275	844 UNDERWEAR NOT KNIT	121	1 128	482
611 LEATHER	418	876	363	845 UNDERWEAR KNIT NONELASTC	96	1 540	684
612 LEATHER ETC MANUFACTURES	563	1 182	520	846 UNDERWEAR KNITTED	23	208	93
621 MATERIALS OF RUBBER	4 833	5 488	2 467	847 TTXL CLTHNG ACCESSRYS NES	105	749	324
625 RUBBER TYRES, TUBES	9 392	7 397	3 265	848 HEADGEAR, NONTXTL CLOTHNG	359	2 610	1 156
628 RUBBER ARTICLES NES	4 696	8 030	3 541	851 FOOTWEAR	382	1 910	832
633 CORK MANUFACTURES	1 010	486	218	871 OPTICAL INSTRUMENTS	87	34 841	15 302
634 VENEERS, PLYWOOD, ETC	21 447	3 658	1 615	872 MEDICAL INSTRUMENTS NES	1 776	14 073	6 205
635 WOOD MANUFACTURES NES	77 154	39 511	17 367	873 METERS & COUNTERS NES	1 557	10 781	4 761
641 PAPER AND PAPERBOARD	66 795	10 899	4 727	874 MEASURING, CONTROLLING INSTR	3 676	34 935	15 510
642 ARTICLES OF PAPER ETC	22 351	6 537	3 733	881 PHOTO APPAR & EQUIPT NES	1 224	16 471	7 255
				882 PHOTO, CINEMA SUPPLIES	8 239	14 411	6 457
				884 OPTICAL GOODS NES	8	451	200
				885 WATCHES AND CLOCKS	158	714	316
				892 PRINTED MATTER	8 576	11 108	5 015
				893 ARTICLES OF PLASTIC NES	44 423	23 315	10 406



## 7 IMPORTS AND EXPORTS (SPECIAL TRADE) BY COUNTRIES OF PRODUCTION AND CONSUMPTION AND BY GROUPS OF THE SITC-REV. II 1981

GROUP DESCRIPTION	DT = 100 KG	1 000 DM	1 000 \$	GROUP DESCRIPTION	DT = 100 KG	1 000 DM	1 000 \$
894 TOYS,SPORTING GOODS,ETC	1 416	2 945	1 291	628 RUBBER ARTICLES NES	4 093	9 456	4 099
895 OFFICE SUPPLIES NES	1 328	2 830	1 251	634 VENEERS,PLYWOOD,ETC	5 756	2 097	925
896 WORKS OF ART ETC	77	186	84	635 WOOD MANUFACTURES NES	1 292	1 064	465
897 GOLD,SILVER WARE,JEWELRY	23	603	262	641 PAPER AND PAPERBOARD	51 241	13 309	5 842
898 MUSICAL INSTRUMENTS,PTS	1 365	3 315	1 537	642 ARTICLES OF PAPER ETC	20 479	7 822	3 375
899 OTHER MANUFACTURED GOODS	4 098	7 324	3 283	651 TEXTILE YARN AND THREAD	43 839	62 023	27 251
951 WAR FIREARMS,AMMUNITION	6	79	36	652 COTTON FABRICS,WOVEN	228	435	202
971 GOLD,NON MONETARY NES		89	39	653 WOVN MAN-MADE FIB FABRIC	4 418	7 105	3 081
IRAN				655 KNIT ETC FABRICS		846	420
IMPORTS	15 249 498	1 527 000	673 513	656 LACE,RIBBONS,TULLE,ETC		373	266
034 FISH FRESH,CHILLED,FROZEN	635	714	319	657 SPECIAL TEXTILE ETC PROD	7 358	8 904	3 887
036 SHELL FISH FRESH,FROZEN	191	193	91	658 TEXTILE ARTICLES NES	201	789	351
037 FISH ETC PREP'D PRSDV NES	184	4 352	1 935	659 FLOOR COVERINGS ETC	3 404	3 501	1 581
057 FRUIT,NUTS,FRESH,DRIED	73 416	31 410	14 203	661 CEMENT ETC BUILDING PROD	1 360	132	58
058 FRUIT PRESERVED,PREPARED	121	176	78	662 CLAY,REFRACTORY BLDG PRD	30 332	4 484	1 967
074 TEA AND MATE	294	236	110	663 OTH NONMETAL MINERAL NFS	34 837	13 159	5 767
211 HIDES,SKINS,UNDRESSED	973	181	85	664 GLASS	5 107	2 032	888
263 COTTON	1 437	675	320	665 GLASSWARE	21 352	11 247	4 918
268 WOOL(EXC TOPS),ANML HAIR	74	623	157	667 PEARL,PREC-,SEMI-P STONE	1	72	31
289 PREC METAL ORE,WASTE NES		339	157	671 PIG IRON ETC	11 179	3 026	1 315
291 CRUDE ANIMAL MTRIALS NES	5 747	36 290	16 120	672 IRON,STL PRIMARY FORMS	674 511	43 145	19 858
292 CRUDE VEG MATERIALS NES	8 322	10 831	4 825	673 IRON AND STEEL SHAPES	648 518	49 981	22 466
333 CRUDE PETROLEUM	15 036 754	952 440	416 390	674 IRN,STL UNIV,PLATE,SHEET	1 199 704	124 718	54 198
334 PETROLEUM PRODUCTS,REFIN	92 441	7 044	2 988	675 IRON,STEEL HOOP,STRIP	363 641	37 332	16 612
658 TEXTILE ARTICLES NES	22	217	99	677 IRN,STL WIRE EXCL W ROD	33 504	6 355	2 762
659 FLOOR COVERINGS ETC	20 792	453 720	203 877	678 IRN,STL TUBES,PIPES,ETC	288 913	44 787	20 127
667 PEARL,PREC-,SEMI-P STONE		397	164	679 IRN,STL CASTINGS UNWORKE	375	143	64
697 BASE MTL HOUSEHOLD EQUIP	271	280	119	681 SILVER,PLATINUM,ETC	108	5 039	2 244
714 ENGINES & MOTORS NES	319	7 466	3 231	682 COFFER EXC CEMENT COPPER	74 612	37 691	16 510
716 ROTATING ELECTRIC PLANT	3	204	88	683 NICKEL	531	1 125	509
728 OTH MACHY FOR SPCL INDUS	3	89	42	684 ALUMINIUM	111 863	46 045	20 246
743 PUMPS NES,CENTRIFUGES ETC	10	677	301	685 LEAD	3 253	1 028	423
749 NONELEC MACH PTS,ACC NES	365	715	312	686 ZINC	3 670	958	416
764 TELECOM EQPT,PTS,ACC NES	2	91	39	687 TIN	163	438	188
776 TRANSISTORS,VALVES,ETC	30	1 350	583	689 NON-FER BASE METALS NES	820	834	362
792 AIRCRAFT	100	1 498	665	691 STRUCTURES AND PARTS NES	3 237	2 175	935
874 MEASURING,CONTROLLING INSTR	5	596	258	692 METAL TANKS,BOXES,ETC	4 712	3 989	1 777
896 WORKS OF ART ETC	15	500	224	693 WIRE PRODUCTS NON ELECTR	3 434	2 787	1 204
EXPORTS	9 347 655	3 639 518	1 599 568	694 STL COPPR NAILS,NUTS,ETC	11 728	8 373	3 683
001 LIVE ANIMALS	18 616	13 816	6 115	695 TOOLS	18 884	32 430	14 289
011 MEAT FRESH,CHILLD,FROZEN	110 086	34 853	15 199	696 CUTLERY	2 179	7 022	3 092
022 MILK AND CREAM	531	168	78	697 BASE MTL HOUSEHOLD EQUIP	4 682	6 059	2 732
024 BUTTER	171 914	72 303	32 097	699 OTHER METAL MANUFACTURES	30 259	30 878	13 663
024 CHEESE AND CURD	189 181	63 206	27 972	700 INDUSTRIAL PLANT,CHAP 84	14 727	33 396	14 034
025 EGGS,BIRDS,FRESH,PRSPVD	27 099	6 633	2 986	703 INDUSTRIAL PLANT,CHAP 85	3 081	6 470	2 899
043 BARLEY UNMILLED	225 421	8 808	3 707	711 STEAM BOILERS & AUX PLNT	1 619	961	422
046 WHEAT ETC MEAL OR FLOUR	1 052	92	40	712 STEAM ENGINES,TURBINES	28	454	207
047 OTHER CEREAL MEALS,FLOUR				713 INTRNL COMBUS PISTN ENGN	48 728	124 205	54 271
048 CEREAL ETC PREPARATIONS	2 113	1 787	796	714 ENGINES & MOTORS NES	1 763	18 479	7 997
058 FRUIT PRESERVED,PREPARED	772	156	69	716 ROTATING ELECTRIC PLANT	38 639	89 755	39 304
061 SUGAR AND HONEY	350 334	48 826	22 513	721 AGRIC MACHY,EXC TRACTORS	62 601	66 406	30 357
081 FEEDING STUFF FOR ANMLs	137 764	19 009	8 371	722 TRACTORS NON-ROAD	3 276	6 018	2 631
091 MARGARINE AND SHORTENING	19 142	3 663	1 744	723 CIVIL ENGINEERG EQUIP ETC	54 107	62 586	27 190
098 EDIBLE PRODCTS,PREPS NES	48 630	29 336	12 824	724 TEXTILE,LEATHER MACHNRY	9 808	50 791	22 231
122 TOBACCO NFS	20 528	25 959	11 109	725 PAPER ETC MILL MACHINERY	387	2 006	903
233 RUBBER,SYNTHETIC,RECLAIMD	31 822	11 370	4 951	726 PRINTG,BKBDING MACHY,PTS	1 743	7 109	3 173
247 OTH WOOD ROUGH,SQUARED	4 022	362	163	727 FOOD MACHRY NON-DOMESTIC	4 852	14 221	6 287
251 PULP AND WASTE PAPER	11 771	1 632	702	728 OTH MACHY FOR SPCL INDUS	16 633	40 465	17 739
266 SYNTHETIC FIBRE TO SPIN	151 762	69 191	29 794	736 MACHINE TOOLS FOR METAL	7 201	24 905	10 882
273 STONE,SAND AND GRAVEL	13 028	400	175	737 METALWORKING MACHNRY NES	3 019	5 829	2 532
274 SULPHUR ETC	1 730	140	60	741 HEATING,COOLING EQUIPMNT	13 046	31 371	13 954
276 OTHER CRUDE MINERALS	110 725	17 588	7 569	742 PUMPS FOR LIQUIDS ETC	8 412	20 275	8 900
287 BASE METAL ORES,CONC NES	6 539	451	191	743 PUMPS NES,CENTRIFUGES ETC	17 419	26 091	11 595
292 CRUDE VEG MATERIALS NES	26 649	10 889	4 944	744 MECHANICAL HANDLING EQU	4 520	10 716	4 807
322 COAL,LIGNITE,PEAT	540 293	14 593	6 272	745 NONELEC MACHY,TOOLS NES	5 322	21 885	9 675
323 BRIQUETS,COKE,SEMI-COKE	14 624	1 065	470	749 NONELEC MACH PTS,ACC NES	53 813	114 205	49 989
334 PETROLEUM PRODUCTS,REFIN	262 515	53 393	23 135	751 OFFICE MACHINES	876	2 857	1 221
335 RESIDUAL PETRLM PROD NES	60 190	8 356	3 622	759 OFFICE & ADP MCH PTS,ACC	27	310	130
411 ANIMAL OILS AND FATS	63 913	8 046	3 579	761 TELEVISION RECEIVERS	161	982	485
423 FIXED VEG OILS,SOFT	1 039	236	99	763 SOUND RECORDRS,PHONOGRAPH	4	210	90
424 FIXED VEG OIL NONSOFT	14 921	4 318	1 943	764 TELECOM EQPT,PTS,ACC NES	10 116	77 095	33 742
431 PROCESD ANML VEG OIL,ETC	226 421	41 912	18 982	771 ELECTRIC POWER MACHY NES	30 164	33 256	14 584
511 HYDROCARBONS NES,DERIVS	76 199	13 376	5 806	772 SWITCHGEAR ETC & PTS NES	20 265	69 842	30 594
512 ALCOHOLS,PHENOLS,ETC	58 761	10 337	4 588	773 ELECTR DISTRIBUTING MACH	80 938	44 002	19 495
513 ORGANIC ACIDS,ETC	174 541	35 368	15 881	774 ELECTRO-MEDCL,XRAY EQUIP	445	8 265	3 568
514 NITROGEN-FUNCTN COMPOUNDS	25 926	12 448	5 485	775 HOUSEHOLD TYPE EQUIP NES	10 105	13 057	6 020
515 ORG-INORG COMPOUNDS ETC	9 707	11 985	5 346	776 TRANSISTORS,VALVES,ETC	7 808	14 601	6 353
516 OTHER ORGANIC CHEMICALS	11 678	7 168	3 121	778 ELECTRICAL MACHINERY NES	34 564	47 429	20 566
522 INORG ELEMENTS,OXIDES,ETC	164 463	27 887	12 121	781 PASS MOTOR VEH EXC BUSES	2 641	3 679	1 643
523 OTHR INORGANIC CHEMICALS	169 520	26 168	11 378	782 LORRIES,SPCL MTR VEH NES	14 529	16 027	7 077
531 SYNT DYE,NAT INDGO,LAKES	15 691	36 588	15 847	783 ROAD MOTOR VEHICLES NES	386	618	281
532 DYES NES,TANNING PRODS	29 338	6 322	2 726	784 MOTOR VEHCL PTS,ACC NES	346 375	485 641	213 382
533 PIGMENTS,PAINTS,ETC	62 744	31 334	13 673	785 MOTOR & OTHER CYCLES ETC	2 064	3 183	1 409
541 MEDICINAL ETC PRODUCTS	37 626	121 531	53 532	792 AIRCRAFT	35	2 239	1 006
551 ESSENTL OIL,PERFUME,ETC	1 237	2 496	1 092	812 PLUMBING,HEATING,LIGHTNG EQU	6 030	5 592	2 408
553 PERFUMERY,COSMETICS,ETC	2 002	2 044	863	821 FURNITURE	270	1 489	668
554 SOAPS,CLEANING ETC PREPS	66 805	22 878	10 072	842 TRAVEL GOODS,HANDBAGS	99	83	38
562 FERTILIZERS MANUFACTURED	2 051	854	376	847 MENS OUTERWEAR NOT KNIT	109	463	214
582 PROD OF CONDENSATION ETC	176 511	55 504	24 091	848 TXLT CLYTHNG ACCESSRY NES	6	83	35
583 PROD OF POLYMERIZING ETC	333 186	76 100	32 922	849 HEADGEAR,NONTXLT CLOTHNG	32	241	111
584 CELLULOSE DERIVATIVES ETC	16 037	13 985	6 183	871 OPTICAL INSTRUMENTS	71	1 787	788
585 PLASTIC MATERIALS NES	4 081	941	408	872 MEDICAL INSTRUMENTS NES	4 049	20 994	9 295
591 PESTICIDES,DISINFECTANTS	53 769	67 190	29 652	873 METERS & COUNTERS NES	2 672	5 400	2 296
592 STARCH,INULIN,GLUTEN,ETC	25 262	15 263	6 667	874 MEASURING,CONTROLLING INSTR	4 781	29 967	13 228
598 MISC CHEMICAL PRODS NES	117 787	38 365	16 856	881 PHOTO APPAR & EQUIPT NES	646	4 337	1 869
605 INDUSTRIAL PLANT,CHAP 73	6 037	4 838	2 043	882 PHOTO,CINEMA SUPPLIES	12 123	28 971	12 479
611 LEATHER	743	2 239	985	883 DEVELOPED CINEMA FILM	23	1 406	623
612 LEATHER ETC MANUFACTURES	10	123	50	884 OPTICAL GOODS NES	122	5 955	2 618
621 MATERIALS OF RUBBER	5 448	3 972	1 734	885 WATCHES AND CLOCKS	1 136	5 180	2 209
625 RUBBER TYFFS,TUBES	2 452	1 860	833	892 PRINTED MATTER	12 314	15 222	6 576
				893 ARTICLES OF PLASTIC NES	3 434	5 111	2 231
				894 TOYS,SPORTING GOODS,ETC	528	670	298
				895 OFFICE SUPPLIES NES	6 010	10 044	4 377



## 7 IMPORTS AND EXPORTS (SPECIAL TRADE) BY COUNTRIES OF PRODUCTION AND CONSUMPTION AND BY GROUPS OF THE SITC-REV. II 1981

GROUP DESCRIPTION	DT = 100 KG	1 000 DM	1 000 \$	GROUP DESCRIPTION	DT = 100 KG	1 000 DM	1 000 \$
897 GOLD, SILVER WARE, JEWELRY	7	966	410	745 NONELEC MACHY, TOOLS NES	294	614	262
898 MUSICAL INSTRUMENTS, PTS	529	1 359	569	749 NONELEC MACH PTS, ACC NES	5 394	3 868	1 700
899 OTHER MANUFACTURED GOODS	1 305	7 791	3 429	752 AUTOMATIC DATA PROC EQUIP	332	19 769	8 818
951 WAR FIREARMS, AMMUNITION	33	116	50	759 OFFICE & ADP MCH PTS, ACC	61	6 336	2 799
971 GOLD, NON MONETARY NES		132	63	763 SOUND RECORDRS, PHONOGRPH	9	116	53
ISRAEL				764 TELECOM EQPT, PTS, ACC NES	186	1 681	737
IMPORTS	4 431 483	1 077 068	484 684	771 ELECTRIC POWER MACHY NES	865	4 955	2 188
011 MEAT FRESH, CHILLED, FROZEN	11 380	7 832	3 418	772 SWITCHGEAR ETC & PTS NES	467	2 540	1 134
012 MEAT DRIED, SALTED, SMOKED	88	123	54	773 ELECTR DISTRIBUTING MACH	309	1 628	717
014 MEAT PREPD, PRSVD, NES ETC	32 290	22 206	9 866	774 ELECTRO-MEDCL, XRAY EQUIP	39	1 400	612
034 FISH FRESH, CHILLED, FROZEN	404	636	278	776 TRANSISTORS, VALVES, ETC	3	151	74
037 FISH ETC PREPD, PRSVD NES	103	86	41	778 ELECTRICAL MACHINERY NES	452	5 296	2 310
046 CEREAL ETC PREPARATIONS	2 774	86	350	784 MOTOR VEHCL PTS, ACC NES	1 493	1 534	691
054 VEG ETC FRSH, SMPLY PRSVD	246 113	29 939	13 601	786 VEH NES NONMOTR, TRAILERS	1 225	128	58
056 VEGTBLES LTC PRSVD, PREPD	61 444	6 966	3 106	792 AIRCRAFT	136	11 598	5 149
057 FRUIT, NUTS, FRESH, DRIED	1 804 337	164 092	75 881	821 FURNITURE	12 422	10 682	4 779
058 FRUIT PRESERVED, PREPARED	260 347	48 345	21 348	831 TRAVEL GOODS, HANDBAGS	1 335	3 452	1 526
062 SUGAR PREPS NON-COCOA	126	94	41	842 MENS OUTERWEAR NOT KNIT	3 053	14 847	6 624
073 CHOCOLATE AND PRODUCTS	118	131	61	843 WOMENS OUTERWEAR NONKNIT	2 639	20 106	9 056
081 FEEDING STUFF FOR ANIMLS	6 275	645	279	844 UNDERWEAR NOT KNIT	254	1 268	562
096 EDIBLE PRODUCTS, PREPS NES	16 453	3 479	1 527	845 CUTEARWEAR KNIT NONELASTC	4 162	32 958	14 754
111 NON-ALCOHL BEVERAGES NES	10 457	1 973	885	846 UNDERWEAR KNITTED	18 128	60 696	27 156
112 ALCOHOLIC BEVERAGES	1 181	476	207	847 TXTL CLTHNG ACCESSRY NES	943	2 855	1 267
222 SEEDS FOR SOFT*FIXED OIL	12 449	4 196	1 927	848 HEADGEAR, NONTXTL CLOTHNG	1 110	9 633	4 278
223 SEEDS FOR OTH FIXED OILS	5 824	663	301	851 FOOTWEAR	239	279	124
232 NATURAL RUBBER, GUMS	500	78	33	872 MEDICAL INSTRUMENTS NES	1 340	15 108	6 673
263 COTTON	26 240	4 455	1 992	874 MEASURING, CONTROLLING INSTR	580	7 021	3 101
271 FERTILIZERS, CRUDE	1 033 402	14 912	6 426	881 PHOTO APPAR & EQUIPT NES	47	634	290
273 STONE, SAND AND GRAVEL	3 769	118	51	884 OPTICAL GOODS NES	53	656	287
278 OTHER CRUDE MINERALS	122 961	13 783	6 181	892 PRINTED MATTER	5 591	3 241	1 431
282 IRON AND STEEL SCRAP	37 638	533	240	893 ARTICLES OF PLASTIC NES	12 235	6 226	2 793
286 NONFER METAL SCRAP NES	24 502	3 918	1 764	894 TOYS, SPORTING GOODS, ETC	1 554	3 569	1 541
289 PREC METAL DRE, WASTE NES	6	834	390	895 OFFICE SUPPLIES NES	123	121	56
291 CRUDE ANIMAL MTRIALS NES	839	1 285	552	896 WORKS OF ART ETC	23	1 422	641
292 CRUDE VEG MATERIALS NES	88 893	95 443	43 873	897 GOLD, SILVER WARE, JEWELRY	15	6 635	2 946
411 ANIMAL OILS AND FATS	573	128	57	898 MUSICAL INSTRUMENTS, PTS	442	1 212	529
423 FIXED VEG OILS, SOFT	9 953	1 575	663	899 OTHER MANUFACTURED GOODS	100	1 327	598
511 HYDROCARBONS NES, DERIVS	433	250	119	961 COIN MONGOLD, NONCURRENT	5	660	299
512 ALCOHOLS, PHENOLS, ETC	238	177	75	971 GOLD, NON MONETARY NES	4	7 390	3 391
513 ORGANIC ACIDS, ETC	7 714	2 698	1 202	972 GOLD COIN		329	141
514 NITROGEN-FUNCTN COMPOUNDS	2 828	2 462	1 098	EXPORTS	3 110 450	1 724 391	766 489
515 ORG-INORG COMPOUNDS ETC	2 126	2 639	1 185	001 LIVE ANIMALS	361	254	104
516 OTHER ORGANIC CHEMICALS	1 178	1 353	604	022 MILK AND CREAM	2 240	506	220
522 INORG ELEMENTS, OXIDES, ETC	137 871	14 215	6 359	025 EGGS, BIRDS, FRESH, PRSVD	14 030	3 659	1 767
523 OTHR INORGANIC CHEMICALS	35 941	3 245	1 440	034 FISH FRESH, CHILLED, FROZEN	15 325	2 880	1 286
524 RADIOACTIVE ETC MATERIAL		596	264	037 FISH ETC PREPD, PRSVD NES	230	90	42
533 PIGMENTS, PAINTS, ETC	147	78	34	046 WHEAT ETC MEAL OR FLOUR	45 115	2 615	1 169
541 MEDICINAL ETC PRODUCTS	88	631	293	048 CEREAL ETC PREPARATIONS	16 086	1 350	626
551 ESSENTL OIL, PERFUME, ETC	1 217	480	216	056 VEGTBLES ETC PRSVD, PREPD	1 172	924	415
553 PERFUMERY, COSMETICS, ETC	1 339	763	341	057 FRUIT, NUTS, FRESH, DRIED	81	118	51
554 SOAPS, CLEANING ETC PREPS	471	193	84	058 FRUIT PRESERVED, PREPARED	767	200	90
562 FERTILIZERS MANUFACTURED	100 024	4 532	1 994	061 SUGAR AND HONEY	453 760	57 462	25 435
572 EXPLOSIVES, PYROTECH PROD	2 796	2 771	1 276	062 SUGAR PREPS NON-COCOA	1 879	830	361
582 PROD OF CONDENSATION ETC	11 217	3 333	1 471	071 COFFEE AND SUBSTITUTES	1 193	1 211	539
583 PROD OF POLYMERIZING ETC	73 943	13 259	5 839	072 COCOA	3 650	3 804	1 710
591 PESTICIDES, DISINFECTANTS	4 236	1 824	843	073 CHOCOLATE AND PRODUCTS	1 521	1 054	471
598 MISC CHEMICAL PRODS NES	1 448	367	178	075 SPICES	141	75	34
613 FUR SKINS TANNED, DRESSED	95	3 697	1 695	081 FEEDING STUFF FOR ANIMLS	742	229	102
621 MATERIALS OF RUBBER	4 559	2 699	1 235	096 EDIBLE PRODUCTS, PREPS NES	761	305	131
625 RUBBER TYRES, TUBES	27 261	14 088	6 210	111 NON-ALCOHL BEVERAGES NES	1 183	130	55
628 RUBBER ARTICLES NES	2 614	2 110	945	112 ALCOHOLIC BEVERAGES	1 672	275	122
634 VENEERS, PLYWOOD, ETC	955	266	120	233 RUBBER, SYNTHETIC, RECLAIMD	22 468	6 036	2 624
635 WOOD MANUFACTURES NES	439	648	286	247 CTH WOOD ROUGH, SQUARED	4 804	359	158
641 PAPER AND PAPERBOARD	591	173	75	248 WOOD SHAPED	5 538	457	201
642 ARTICLES OF PAPER ETC	881	327	146	263 COTTON	7 541	1 721	755
651 TEXTILE YARN AND THREAD	19 354	15 136	6 903	266 SYNTHETIC FIBRE TO SPIN	20 865	7 879	3 520
652 COTTON FABRICS, WOVEN	1 884	3 325	1 492	267 CTHR MAN-MADE FIBRES	2 068	1 096	526
653 WOVN MAN-MADE FIP FABRIC	4 233	11 135	4 945	268 WOOL(EXC TOFS), ANML HAIR	282	262	127
655 KNIT ETC FABRICS	148	331	153	269 WASTE OF TEXTILE FABRICS	658	97	44
658 TEXTILE ARTICLES NES	29 898	52 819	23 426	273 STONE, SAND AND GRAVEL	4 193	171	74
659 FLOOR COVERINGS ETC	9 821	15 120	6 755	274 SULPHUR ETC	1 255	68	30
661 CEMENT ETC BUILDING PROD	4 224	259	119	278 OTHER CRUDE MINERALS	15 269	373	164
662 CLAY, REFRACTORY BLDG PRD	11 610	812	372	287 BASE METAL DRES, CONC NES	494	110	49
663 OTH NONMETAL MINERAL PFS	1 710	5 001	2 252	291 CRUDE ANIMAL MTRIALS NES	70	75	34
664 GLASS	3 144	604	268	292 CRUDE VEG MATERIALS NES	1 656	1 585	701
665 GLASSWARE	399	748	330	334 PETROLEUM PRODUCTS, REFIN	11 327	2 752	1 226
666 POTTERY	276	310	135	335 RESIDUAL PETRLM PROD NES	4 621	859	378
667 PEARL, PREC-, SEMI-P STONE	9	78 037	35 295	424 FIXED VEG OIL NONSOFT	407	157	71
678 IRON, STL TURFS, PIPES, ETC	1 092	2 962	1 275	431 PROCESD ANML VEG OIL, ETC	14 974	2 318	1 040
681 SILVER, PLATINUM, ETC	4	369	161	511 HYDROCARBONS NES, DERIVS	129 382	8 629	3 689
682 COPPER EXC CEMENT COPPER	1 310	489	221	512 ALCOHOLS, PHENOLS, ETC	64 972	12 626	5 624
684 ALUMINIUM	20 656	9 728	4 335	513 ORGANIC ACIDS, ETC	55 552	15 026	6 702
689 NON-FER BASE METALS NES	2 474	2 116	3 576	514 NITROGEN-FUNCTN COMPOUNDS	100 629	47 578	20 729
691 STRUCTURES AND PARTS NES	320	153	69	515 ORG-INORG COMPOUNDS ETC	19 116	11 997	5 326
692 METAL TANKS, BOXES, ETC	69	123	55	516 OTHER ORGANIC CHEMICALS	18 759	6 466	2 896
694 STL, COPPR NAILS, NUTS, ETC	322	411	190	522 INORG ELEMENTS, OXIDES, ETC	61 202	9 148	4 067
695 TOOLS	467	7 344	3 314	523 OTHR INORGANIC CHEMICALS	111 423	9 514	4 226
696 CUTLERY	95	253	115	524 RADIOACTIVE ETC MATERIAL		183	83
697 BASE MTL HOUSEHOLD EQUIP	1 668	974	439	531 SYNT DYE, NAT INDGO, LAKES	5 404	13 110	5 814
699 OTHER METAL MANUFACTURES	732	1 368	612	532 DYES NES, TANNING PRODS	5 492	1 175	519
714 ENGINES & MOTORS NES	43	2 492	1 063	533 PIGMENTS, PAINTS, ETC	26 794	12 496	5 475
721 AGRIC MACHY, EXC TRACTORS	59	270	130	541 MEDICINAL ETC PRODUCTS	2 638	26 583	11 768
724 TEXTILE, LEATHER MACHNRY	32	242	108	551 ESSENTL OIL, PERFUME, ETC	409	1 324	579
726 PRINTG, BKBINDG MACHY, PTS	498	3 320	1 453	553 PERFUMERY, COSMETICS, ETC	718	914	401
727 FOOD MACHRY NON-DOMESTIC	255	699	312	554 SOAPS, CLEANING ETC PREPS	29 518	9 016	3 975
728 CTH MACHY FOR SPL INDUS	432	1 586	720	562 FERTILIZERS MANUFACTURED	688	90	39
735 MACHINE TOOLS FOR METAL	412	3 714	1 626	572 EXPLOSIVES, PYROTECH PROD	252	325	146
737 METALWORKING MACHNRY NES	63	70	30	582 PROD OF CONDENSATION ETC	32 146	17 308	7 682
741 HEATING, COOLING EQUIPMNT	1 934	3 333	1 436	583 PROD OF POLYMERIZING ETC	99 361	27 565	12 260
742 PUMPS FOR LIQUIDS ETC	27	120	56	584 CELLULOSE DERIVATIVES ETC	2 676	2 634	1 186
743 PUMPS NES, CENTRIFUGES ETC	943	1 442	632	585 PLASTIC MATERIALS NES	797	251	108
744 MECHANICAL HANDLING EQU	209	78	35	591 PESTICIDES, DISINFECTANTS	3 514	4 925	2 216

## 7 IMPORTS AND EXPORTS (SPECIAL TRADE) BY COUNTRIES OF PRODUCTION AND CONSUMPTION AND BY GROUPS OF THE SITC-REV. II 1981

GROUP DESCRIPTION	DT = 100 KG	1 000 DM	1 000 \$	GROUP DESCRIPTION	DT = 100 KG	1 000 DM	1 000 \$
592 STARCH,INULIN,GLUTEN,ETC	8 069	1 794	798	847 TXTL CLTHNG ACCESRY NES	260	1 163	516
596 MISC CHEMICAL PRODS NES	58 594	19 065	8 499	848 HEADGEAR,NONTXIL CLOTHNG	279	761	335
611 LEATHER	378	756	330	851 FOOTWEAR	812	2 960	1 295
612 LEATHER ETC MANUFACTURES	343	497	217	871 OPTICAL INSTRUMENTS	96	1 841	812
613 FUR SKINS TANNED,DRESSED	144	4 572	2 052	872 MEDICAL INSTRUMENTS NES	670	6 854	3 034
621 MATERIALS OF RUBBER	7 001	3 032	1 342	873 METERS & COUNTERS NES	250	837	373
625 RUBBER TYPES,TUBES	2 008	1 324	596	874 MEASURING,CONTROLLNG INSTR	1 334	22 423	9 971
628 RUBBER ARTICLES NES	1 110	3 210	1 430	881 PHOTO APPAR & EQUIPT NES	733	7 264	3 268
634 VENEERS,PLYWOOD,ETC	4 468	1 517	662	882 PHOTO,CINEMA SUPPLIES	4 193	9 623	4 199
635 WOOD MANUFACTURES NES	3 330	893	390	883 DEVELOPED CINEMA FILM	9	93	41
641 PAPER AND PAPERBOARD	49 612	12 569	5 526	884 OPTICAL GOODS NES	34	2 258	996
642 ARTICLES OF PAPER ETC	9 656	4 323	1 916	885 WATCHES AND CLOCKS	413	3 576	1 597
651 TEXTILE YARN AND THREAD	36 517	32 004	14 195	892 PRINTED MATTER	3 856	5 289	2 360
652 COTTON FABRICS,WOVEN	4 468	8 239	3 620	893 ARTICLES OF PLASTIC NES	6 214	7 772	3 429
653 WOVN MAN-MADE FIB FABRIC	8 770	17 266	7 655	894 TOYS,SPORTING GOODS,ETC	1 193	2 197	969
654 OTH LOVEN TEXTILE FABRIC	1 208	4 476	1 975	895 OFFICE SUPPLIES NES	666	2 379	1 048
655 KNIT ETC FABRICS	2 126	5 198	2 296	896 WORKS OF ART ETC	12	862	379
656 LACE,RIEBOIS,TULLE,ETC	503	1 637	725	897 GOLD,SILVER WARE,JEWELRY	21	4 497	2 038
657 SPECIAL TEXTILE ETC PROD	6 113	10 233	4 537	898 MUSICAL INSTRUMENTS,PTS	775	2 892	1 263
658 TEXTILE ARTICLES NES	1 513	696	306	899 OTHER MANUFACTURED GOODS	1 048	3 049	1 348
659 FLOOR COVERINGS ETC	1 346	1 416	630	951 WAR FIREARMS,AMMUNITION	73	196	88
661 CEMENT ETC BUILDING PROD	174 583	2 653	1 189	961 COIN NONGOLD,NONCURRENT	2	250	100
662 CLAY,REFRACTORY BLDG PRD	13 066	1 953	878	971 GOLD,MON MONETARY NES	28	96 367	42 447
663 OTH NONMETAL MINERAL PFS	8 217	6 941	3 075				
664 GLASS	30 408	4 619	2 032	JORDAN			
665 GLASSWARE	5 715	4 254	1 867				
666 POTTERY	1 451	1 932	859	IMPORTS	11 630	13 689	6 055
667 PEARL,PREC-P,SEMI-P STONE	1	6 883	3 041				
671 PIG IRON ETC	14 941	766	344	288 NONFERR METAL SCRAP NES	6 154	834	357
672 IRON,STL PRIMARY FORMS	247 993	15 000	6 589	714 ENGINES & MOTORS NES	13	880	417
673 IRON AND STEEL SHAPES	118 612	13 473	6 041	716 ROTATING ELECTRIC PLANT	12	679	300
674 IRN,STL UNIV,PLATE,SHEET	168 605	23 015	10 221	742 PUMPS FOR LIQUIDS ETC	1	126	55
675 IRON,STEEL HOOP,STRIP	49 939	7 594	3 339	743 PUMPS NES,CENTRIFUGES ETC	16	964	435
676 RAILWAY RAILS ETC IRN,STL	830	388	166	749 NONELEC MACH PTS,ACC NES	158	785	348
677 IRN,STL WIRE EXCL W ROD	25 681	3 944	1 739	764 TELECOM EQPT,PTS,ACC NES	3	547	238
678 IRON,STL TLBES,PIPES,ETC	21 049	7 537	3 327	782 LORRIES,SPCL MTR VEH NES	348	520	231
679 IRN,STL CASTINGS UNWORKED	8 256	1 252	559	792 AIRCRAFT	17	1 818	809
681 SILVER,PLATINUM,ETC	84	5 969	2 629	874 MEASURING,CONTROLLNG INSTR	1	531	243
682 COPPER EXC CEMENT COPPER	45 361	22 043	9 860	896 WORKS OF ART ETC	5	1 887	827
683 NICKEL	695	1 194	525				
684 ALUMINIUM	15 372	8 727	3 863	EXPORTS	2 030 583	964 556	425 388
685 LEAD	857	247	105				
687 TIN	29	109	49	001 LIVE ANIMALS	2 526	875	399
689 NON-FER BASE METALS NES	1 628	8 567	3 788	011 MEAT FRESH,CHILLD,FROZEN	9 456	4 629	1 946
691 STRUCTURES AND PARTS NES	2 017	1 754	783	022 MILK AND CREAM	20 345	4 426	2 072
692 METAL TANKS,BOXES,ETC	2 695	1 646	718	023 BUTTER	3 195	1 928	841
693 WIRE PRODUCTS NON ELECTR	9 227	3 395	1 512	024 CHEESE AND CURD	2 831	1 340	609
694 STL,COPPR NAILS,NUTS,ETC	3 130	3 011	1 318	043 BARLEY UNMILLED	235 354	8 805	4 034
695 TOOLS	3 266	9 431	4 170	048 CEREAL ETC PREPARATIONS	2 336	1 131	495
696 CUTLERY	1 076	4 060	1 803	054 VEG ETC FRSH,SHPLY PRSVD	698	211	94
697 BASE MTL HOUSEHOLD EQUIP	2 578	4 110	1 829	061 SUGAR AND HONEY	318	108	48
699 OTHER METAL MANUFACTURES	13 427	14 686	6 526	062 SUGAR PREPS NON-COCOA	1 872	877	382
700 INDUSTRIAL PLANT,CHAP 84	1 082	2 348	1 105	071 COFFEE AND SUBSTITUTES	157	256	120
711 STEAM BOILERS & AUX PLNT	468	686	288	072 COCOA	386	190	87
712 STEAM ENGINES,TURBINES	275	1 832	799	073 CHOCOLATE AND PRODUCTS	1 586	758	341
713 INTRNL COMBUS PISTN ENGM	4 578	10 181	4 499	075 SPICES	300	385	169
714 ENGINES & MOTORS NES	46	3 109	1 352	081 FEEDING STUFF FOR ANIMLS	26 495	2 604	1 146
716 ROTATING ELECTRIC PLANT	2 161	5 396	2 402	098 EDIBLE PRODCTS,PREPS NES	1 596	1 178	522
718 OTH POWER GENERATG MACHY	46	185	83	111 NON-ALCOHL BEVERAGES NES	1 471	136	57
721 AGRIC MACHY,EXC TRACTORS	1 282	2 221	1 014	112 ALCOHOLIC BEVERAGES	490	110	47
722 TRACTORS NON-ROAD	4 083	5 222	2 310	122 TOBACCO NFERS	924	1 159	483
723 CIVIL ENGINEERG EQUIP ETC	12 313	15 235	6 674	233 RUBBER,SYNTHETIC,RECLAIMD	2 710	641	285
724 TEXTILE,LEATHER MACHNRY	8 952	32 406	14 323	269 WASTE OF TEXTILE FABRICS	11 478	2 521	1 114
725 PAPER ETC MILL MACHINERY	1 225	3 971	1 716	292 CRUDE VEG MATERIALS NES	270	152	67
726 PRINTG,EXPLNDG MACHY,PTS	1 733	5 497	2 441	323 BRIQUETTES,COKE,SEMI-COKE	11 847	460	189
727 FOOD MACHRY NON-DOMESTIC	1 293	3 150	1 413	334 PETROLEUM PRODUCTS,REFIN	14 598	3 406	1 507
728 OTH MACHY FOR SPCL INDUS	14 471	33 400	14 748	335 RESIDUAL PETRLM PROD NES	2 022	293	129
736 MACHINE TOOLS FOR METAL	7 897	17 496	7 687	431 PROCESD ANNM VEG OIL,ETC	2 475	627	270
737 METALWORKING MACHNRY NES	792	2 714	1 216	511 HYDROCARBONS NES,DERIVS	1 202	222	96
741 HEATING,COOLING EQUIPNT	6 266	18 665	8 299	512 ALCOHOLS,PHENOLS,ETC	647	245	108
742 PUMPS FOR LIQUIDS ETC	1 815	6 363	2 815	513 ORGANIC ACIDS,ETC	2 153	584	272
743 PUMPS NES,CENTRIFUGES ETC	5 093	14 554	6 447	514 NITROGEN-FUNCTN COMPOUNDS	9 458	3 459	1 502
744 MECHANICAL HANDLING EQU	17 366	20 921	9 395	516 OTHER ORGANIC CHEMICALS	159	189	83
745 NONELEC MACHY,TOOLS NES	4 326	14 016	6 222	522 INORG ELEMNTS,OXIDES,ETC	3 401	738	317
749 NONELEC MACH PTS,ACC NES	6 287	22 624	10 002	523 OTHW INORGANIC CHEMICALS	38 104	1 684	746
751 OFFICE MACHINES	723	3 327	1 474	531 SYNT DYE,NAT INDGO,LAKES	394	709	308
752 AUTOMTIC DATA PROC EQUIP	1 774	33 417	14 636	532 DYES NES,TANNING PRODS	838	182	81
759 OFFICE & ADP MCH PTS,ACC	219	7 581	3 330	533 PIGMENTS,PAINTS,ETC	4 576	1 792	791
761 TELEVISION RECEIVERS	49 661	137 301	62 521	541 MEDICINAL ETC PRODCTS	2 271	8 154	3 622
762 RADIO BROADCAST RECEIERS	187	796	348	551 ESSENTL OIL,PERFUME,ETC	69	245	108
763 SOUND RECORDRS,PHONOGRPH	361	4 332	1 872	553 PERFUMERY,COSMETICS,ETC	2 887	2 126	954
764 TELECOM EQPT,PTS,ACC NES	3 263	33 397	15 289	554 SOAPS,CLEANING ETC PREPS	10 829	3 262	1 440
771 ELECTRIC POWER MACHY NES	3 771	4 444	1 967	562 FERTILIZERS MANUFACTURED	1 497	364	158
772 SWITCHGEAR ETC & PTS NES	6 754	41 429	18 410	582 PROD OF CONDENSATION ETC	20 059	5 912	2 584
773 ELECTR DISTRIBUTING MACH	19 220	12 642	5 679	583 PROD OF POLYMERIZING ETC	37 768	9 171	4 073
774 ELECTRO-MEDCL,XRAY EQUIP	227	5 833	2 583	584 CELLULOSE DERIVATIVES ETC	1 013	508	225
775 HOUSEHOLD TYPE EQUIP NES	14 971	14 901	6 578	591 PESTICIDES,DISINFECTANTS	3 274	1 462	629
776 TRANSISTORS,VALVES,ETC	4 154	8 635	3 894	592 STARCH,INULIN,GLUTEN,ETC	6 035	1 344	593
778 ELECTRICAL MACHINERY NES	10 640	25 497	11 284	598 MISC CHEMICAL PRODS NES	6 013	2 757	1 197
781 PASS MOTOR VEH EXC BUSES	100 140	123 525	54 952	611 LEATHER	1 154	232	105
782 LORRIES,SPCL MTR VEH NES	45 787	48 910	21 884	621 MATERIALS OF RUBBER	2 734	2 027	896
783 ROAD MOTOR VEHICLES NES	14 375	23 923	10 832	625 RUBBER TYRES,TUBES	8 938	4 816	2 091
784 MOTOR VEHCL PTS,ACC NES	16 140	30 793	13 846	628 RUBBER ARTICLES NES	4 478	3 519	1 581
785 MOTOR & OTHER CYCLES ETC	1 673	1 574	676	634 VENEERS,PLYWOOD,ETC	1 259	182	80
786 VEH NES NONMOTR,TRAILERS	5 492	3 755	1 658	635 WOOD MANUFACTURES NES	202	252	112
791 RAILWAY VEHICLES	5 739	3 451	1 458	641 PAPER AND PAPERBOARD	11 949	2 101	949
792 AIRCRAFT	25	943	418	642 ARTICLES OF PAPER ETC	22 569	5 273	2 295
793 SHIPS AND BOATS	45	155	70	651 TEXTILE YARN AND THREAD	528	843	362
812 PLUMPG,HEATING,LGHTNG EQU	1 090	1 860	819	652 COTTON FABRICS,WOVEN	288	617	274
821 FURNITURE	4 516	3 582	1 588	653 WOVN MAN-MADE FIB FABRIC	1 309	1 858	826
831 TRAVEL GOODS,HANDBAGS	315	418	178	655 KNIT ETC FABRICS	808	1 143	498
842 MENS OUTERWEAR NOT KNIT	106	735	341	657 SPECIAL TEXTILE ETC PROD	3 900	1 755	780
843 WOMENS OUTERWEAR NONKNIT	67	472	206	658 TEXTILE ARTICLES NES	519	343	144
845 OUTERWEAR KNIT NONELASTC	50	347	150	659 FLOOR COVERINGS ETC	604	382	167
846 UNDERWEAR KNITTED	157	1 055	469	661 CEMENT ETC BUILDING PROD	660	74	32

## 7 IMPORTS AND EXPORTS (SPECIAL TRADE) BY COUNTRIES OF PRODUCTION AND CONSUMPTION AND BY GROUPS OF THE SITC-REV. II 1981

GROUP DESCRIPTION	DT = 100 KG	1 000 DM	1 000 \$	GROUP DESCRIPTION	DT = 100 KG	1 000 DM	1 000 \$
662 CLAY, REFRACTORY BLDG PRD	3 080	1 234	560	695 TCOLES	20	68	31
663 OTH NONMETAL MINERAL MFS	3 962	2 028	888	714 ENGINES & MOTORS NES	150	10 049	4 474
664 GLASS	2 846	1 372	600	716 ROTATING ELECTRIC PLANT	171	1 801	801
665 GLASSWARE	336	591	260	723 CIVIL ENGINEER EQUIP ETC	29	120	57
666 POTTERY	99	221	99	741 HEATING, COOLING EQUIPMNT	2	308	135
667 PEARL, PREC-, SEMI-P STONE		1 793	773	742 PUMPS FOR LIQUIDS ETC	156	2 633	1 199
672 IRON, STL PRIMARY FORMS	421 114	22 072	10 128	743 PUMPS NES, CENTRIFUGES ETC	21	1 456	638
673 IRON AND STEEL SHAPES	40 749	4 236	1 857	749 NONELEC MACH PTS, ACC NES	104	1 973	871
674 IRN, STL UNIV, PLATE, SHEET	40 501	4 568	2 012	752 AUTOMATIC DATA PROC EQUIP	2	78	35
675 IRON, STEEL HOOP, STRIP	15 893	1 993	883	759 OFFICE & ADP MCH PTS, ACC	10	332	152
676 RAILWAY RAILS ETC IRN, STL	3 977	1 136	503	764 TELECOM EQPT, PTS, ACC NES	5	1 003	449
677 IRN, STL WIRE EXCL W ROD	3 661	572	255	771 ELECTRIC POWER MACHY NES	91	100	46
678 IRON, STL TUBES, PIPES, ETC	19 752	2 680	1 206	781 PASS MOTOR VEH EXC BUSES	240	299	134
679 IRN, STL CASTINGS UNWORKE	2 755	435	193	782 LORRIES, SPCL MTR VEH NES	190	69	30
681 SILVER, PLATINUM, ETC	5	314	135	784 MOTOR VEHCL PTS, ACC NES	770	221	104
682 COPPER EXC CEMENT COPPER	678	810	354	792 AIRCRAFT	142	11 816	5 275
683 NICKEL	723	1 465	687	793 SHIPS AND BOATS	34 240	1 238	540
684 ALUMINIUM	3 638	4 987	2 204	874 MEASURING, CONTROLLING INSTR	9	655	287
691 STRUCTURES AND PARTS NES	15 976	4 761	2 089	971 GOLD, NON MONETARY NES		109	48
692 METAL TANKS, BOXES, ETC	639	401	180				
693 WIRE PRODUCTS NON ELECTR	2 253	730	326	EXPORTS	13 118 166	6 195 565	2 738 192
694 STL, COPPR NAILS, NUTS, ETC	2 177	1 080	467	001 LIVE ANIMALS	2 377	2 265	989
695 TOOLS	1 693	2 908	1 276	011 MEAT FRESH, CHILLED, FROZEN	19 725	5 831	2 562
696 CUTLERY	348	1 193	538	014 MEAT PREPD, PRSVD, NES ETC	2 662	2 110	927
697 BASE MTL HOUSEHOLD EQUIP	1 638	1 498	659	022 MLK AND CREAM	203 642	64 687	29 014
699 OTHER METAL MANUFACTURES	5 819	3 799	1 672	023 BUTTER	304	174	74
700 INDUSTRIAL PLANT, CHAP 84	1 23	144	61	024 CHEESE AND CURD	7 718	4 654	2 080
703 INDUSTRIAL PLANT, CHAP 85	1 119	2 370	1 046	037 FISH ETC PREPD PRSVD NES	241	178	73
711 STEAM LOCOMS & AUX PLNT	134	286	130	042 RICE	714	142	66
712 STEAM ENGINES, TURBINES	49	477	228	043 BARLEY UNMILLED	2 508 650	100 828	45 111
713 INTRNL COMBUS PISTN ENGN	4 970	12 012	5 384	046 WHEAT ETC MEAL OR FLOUR	187 381	8 973	3 940
714 ENGINES & MOTORS NES	68	7 836	3 514	048 CEREAL ETC PREPARATIONS	11 682	6 372	2 800
716 ROTATING ELECTRIC PLANT	1 636	3 512	1 555	054 VEG ETC FRSH, SPPLY PRSVD	600	149	66
718 OTH POWER GENERATG MACHY	11	95	41	056 VEGTBLES ETC PRSVD, PREPD	618	270	116
721 AGRIC MACHY, EXC TRACTORS	294	1 659	769	058 FRUIT PRESERVED, PREPARED	13 754	3 875	1 675
722 TRACTORS NON-ROAD	1 409	1 462	627	061 SUGAR AND HONEY	588 606	93 470	43 919
723 CIVIL ENGINEER EQUIP ETC	9 480	11 293	5 009	062 SUGAR PREPS NON-COCOA	4 664	2 567	1 148
724 TEXTILE, LEATHER MACHNRY	467	1 732	768	071 COFFEE AND SUBSTITUTES	395	603	269
725 PAPER ETC MILL MACHNERY	805	1 535	675	072 COCOA	206	93	40
726 PRINTG, BKBINDG MACHY, PTS	1 145	3 486	1 580	073 CHOCCLATE AND PRODUCTS	1 654	1 284	574
727 FOOD MACHY NON-DOMESTIC	406	1 265	556	075 SPICES	135	250	112
728 OTH MACHY FOR SPCL INDUS	15 446	25 209	11 242	081 FEEDING STUFF FOR ANIMLS	13 283	1 096	502
736 MACHINE TOOLS FOR METAL	2 856	5 959	2 581	098 EDIBLE PRODUCTS, PREPS NES	22 879	14 862	6 571
737 METALWORKING MACHNRY NES	293	561	255	111 NON-ALCOHL BEVERAGES NES	8 475	956	431
741 HEATING, COOLING EQUIPMNT	5 929	9 312	4 171	112 ALCOHOLIC BEVERAGES	500	88	40
742 PUMPS FOR LIQUIDS ETC	1 613	4 018	1 762	122 TOBACCO MFRS	3 385	4 658	2 159
743 PUMPS NES, CENTRIFUGES ETC	5 140	9 084	4 084	233 RUBBER, SYNTHETIC, RECLAIMD	3 600	555	245
744 MECHANICAL HANDLING EQU	19 983	29 326	12 954	244 CORK RAW AND WASTE	60	69	31
745 NONELEC MACHY, TOOLS NES	3 977	5 829	2 584	247 OTH WOOD ROUGH, SQUARED	2 238	140	61
749 NONELEC MACH PTS, ACC NES	3 636	17 297	7 662	248 WOOD SHAPED	49 881	4 313	1 867
751 OFFICE MACHINES	283	1 196	520	269 WASTE OF TEXTILE FABRICS	2 667	200	88
752 AUTOMATIC DATA PROC EQUIP	16	326	142	273 STONE, SAND AND GRAVEL	58 168	1 552	693
759 OFFICE & ADP MCH PTS, ACC	11	294	131	278 OTHER CRUDE MINERALS	43 582	1 232	541
761 TELEVISION RECEIVERS	1 479	4 773	2 110	291 CRUDE ANIMAL MTRIALS NES	545	143	64
762 RADIO BROADCAST RECEIVRS	87	480	210	292 CRUDE VEG MATERIALS NES	62	150	70
763 SOUND RECORDS, PHONOGRPH	15	213	95	322 COAL, LIGNITE, PEAT	39 195	1 023	455
764 TELECOM EQPT, PTS, ACC NES	534	5 492	2 411	334 PETROLEUM PRODUCTS, REFIN	28 113	6 172	2 701
771 ELECTRIC POWER MACHY NES	1 293	1 413	607	335 RESIDUAL PETRLM PROD NES	9 051	1 158	517
772 SWITCHGEAR ETC & PTS NES	3 626	10 145	4 540	431 PROCESD ANML VEG OIL, ETC	23 834	3 937	1 732
773 ELECTR DISTRIBUTING MACH	7 041	6 125	2 726	511 HYDROCARBONS NES, DERIVS	25 894	6 482	2 831
774 ELECTRO-MEDCL, XRAY EQUIP	47	1 176	544	512 ALCOHOLS, PHENOLS, ETC	7 552	1 520	665
775 HOUSEHOLD TYPE EQUIP NES	2 396	2 615	1 148	513 ORGANIC ACIDS, ETC	1 726	1 030	451
776 TRANSISTORS, VALVES, ETC	6	124	50	514 NITROGEN-FUNCTN COMPOUNDS	26 070	9 062	4 010
778 ELECTRICAL MACHINERY NES	9 768	7 377	3 260	515 ORG-INORG COMPOUNDS ETC	183	249	108
781 PASS MOTOR VEH EXC BUSES	29 633	34 056	14 918	516 OTHER ORGANIC CHEMICALS	5 733	1 967	863
782 LORRIES, SPCL MTR VEH NES	142 165	124 594	54 231	522 INORG ELEMNTS, OXIDES, ETC	23 617	4 695	2 034
783 ROAD MOTOP VEHICLES NES	166 363	231 405	101 682	523 OTHR INORGANIC CHEMICALS	281 671	11 883	5 301
784 MOTOR VEHCL PTS, ACC NES	39 690	25 498	11 349	531 SYNT DYE, NAT INDGO, LAKES	712	1 015	448
786 VEH NES NONMOTR, TRAILERS	249 010	128 099	56 334	533 PIGMENTS, PAINTS, ETC	134 251	31 505	13 977
812 PLUMBGB, HEATING, LGHTNG EQU	2 114	1 996	867	541 MEDICINAL ETC PRODUCTS	21 426	96 202	41 898
821 FURNITURE	12 100	6 330	2 751	551 ESSENTL OIL, PERFUME, ETC	258	789	353
831 TRAVEL GOODS, HANDBAGS	19	148	57	553 PERFUMERY, COSMETICS, ETC	24 933	24 267	10 831
842 MENS OUTERWEAR NOT KNIT	40	586	258	554 SOAPS, CLEANING ETC PREPS	21 512	7 207	3 159
843 WOMENS OUTERWEAR NONKNIT	51	823	357	562 FERTILIZERS MANUFACTURED	10 809	625	259
844 UNDERWEAR NOT KNIT	8	96	41	572 EXPLOSIVES, PYROTECH PROD	2 713	2 631	1 184
845 UNDERWEAR KNIT NONELASTC	44	807	360	582 PROD OF CONDENSATION ETC	58 187	22 721	10 094
846 UNDERWEAR KNITTED	84	545	231	583 PROD OF POLYMERIZING ETC	165 307	47 080	21 019
847 TXTL CLTHNG ACCESSRY NES	8	99	41	584 CELLULOSE DERIVATIVES ETC	13 414	4 738	2 063
848 HEADGEAR, NONTXTL CLTHNG	51	145	62	585 PLASTIC MATERIALS NES	342	444	186
851 FOOTWEAR	144	575	247	591 PESTICIDES, DISINFECTANTS	8 101	10 538	4 631
871 OPTICAL INSTRUMENTS	14	416	192	592 STARCH, INULIN, GLUTEN, ETC	19 631	8 779	3 845
872 MEDICAL INSTRUMENTS NES	118	1 569	695	598 MISC CHEMICAL PRODS NES	119 634	27 365	11 928
873 METEKS & COUNTERS NES	158	303	132	602 INDUSTRIAL PLANT, CHAP 68	7 294	430	193
874 MEASURING, CONTROLLING INSTR	619	5 734	2 552	603 INDUSTRIAL PLANT, CHAP 69	10 786	2 385	982
881 PHOTO APPAR & EQUIPT NES	46	547	238	605 INDUSTRIAL PLANT, CHAP 73	159 729	135 654	58 537
882 PHOTO, CINEMA SUPPLIES	830	882	384	612 LEATHER ETC MANUFACTURES	57	325	141
884 OPTICAL GOODS NES		139	59	621 MATERIALS OF RUBBER	6 965	6 455	2 875
885 WATCHES AND CLOCKS	11	99	45	625 RUBBER TYRES, TUBES	6 380	6 130	2 666
892 PRINTED MATTER	426	614	267	628 RUBBER ARTICLES NES	5 172	9 415	4 137
893 ARTICLES OF PLASTIC NES	3 065	2 867	1 265	633 CORK MANUFACTURES	131	69	32
894 TOYS, SPORTING GOODS, ETC	176	200	87	634 VENEERS, PLYWOOD, ETC	13 709	3 652	1 616
895 OFFICE SUPPLIES NES	430	968	425	635 WOOD MANUFACTURES NES	65 401	25 041	11 118
897 GOLD, SILVER WARE, JEWELRY		500	221	641 PAPER AND PAPERBOARD	32 207	6 703	3 008
898 MUSICAL INSTRUMENTS, PTS	42	201	87	642 ARTICLES OF PAPER ETC	22 855	10 508	4 640
899 OTHER MANUFACTURED GOODS	221	530	228	651 TEXTILE YARN AND THREAD	2 547	6 300	2 732
SAUDI ARABIA				652 COTTON FABRICS, WOVEN	1 297	5 344	2 351
IMPORTS	257 023 123	14 502 934	6 377 211	653 WOVN MAN-MADE FIB FABRIC	5 356	25 091	11 004
288 NONFERR METAL SCRAP NES	1 645	580	255	654 OTH WOVEN TEXTILE FABRIC	805	2 098	952
333 CRUDE PETROLEUM	254 229 495	14 251 660	6 266 158	655 KNIT ETC FABRICS	1 096	3 793	1 684
334 PETROLEUM PRODUCTS, REFIN	1 258 910	96 625	40 973	656 LACE, RIBBONS, TULLE, ETC	41	361	150
341 GAS NATURAL AND MANUFCTD				657 SPECIAL TEXTILE ETC PROD	3 416	4 240	1 866
667 PEARL, PREC-, SEMI-P STONE		323	145	658 TEXTILE ARTICLES NES	2 137	5 479	2 415
				659 FLOOR COVERINGS ETC	10 434	11 974	5 366
				661 CEMENT ETC BUILDING PROD	474 180	10 643	4 707

7 IMPORTS AND EXPORTS (SPECIAL TRADE) BY COUNTRIES OF PRODUCTION AND CONSUMPTION AND BY GROUPS OF THE SITC-REV. II 1981

GROUP DESCRIPTION	DT = 100 KG	1 000 DM	1 000 \$	GROUP DESCRIPTION	DT = 100 KG	1 000 DM	1 000 \$
662 CLAY,REFRACTORY BLDG PRD	494 895	44 330	19 728	KUWAIT			
663 OTH NONMETAL MINERAL MFS	50 170	16 604	7 287				
664 GLASS	47 590	11 825	5 184	IMPORTS	9 207 636	623 148	277 083
665 GLASSWARE	5 797	7 057	3 104				
666 POTTERY	1 112	2 478	1 104	282 IRON AND STEEL SCRAP	526	132	61
667 PEARL,PREC-,SEMI-P STONE	44	3 539	1 623	288 NONFERR METAL SCRAP NES	424	83	35
672 IRON,STL FRIMARY FORMS	253 131	16 362	7 164	333 CRUDE PETROLEUM	6 044 523	375 353	165 607
673 IRON AND STEEL SHAPES	450 077	37 867	16 668	334 PETROLEUM PRODUCTS,REFIN	3 120 041	226 919	102 229
674 IRN,STL UNIV,PLATE,SHEET	279 161	24 465	10 666	341 GAS NATURAL AND MANUFCTD			
675 IRON,STEEL HOOP,STRIP	8 018	1 257	572	515 ORG-INORG COMPOUNDS ETC	19 888	3 734	1 673
676 RAILWAY RAILS ETC IRN,STL	25 610	6 023	2 703	714 ENGINES & MOTORS NES	10	1 553	685
677 IRN,STL WIRE EXCL W ROD	4 722	1 122	488	716 ROTATING ELECTRIC PLANT	133	330	141
678 IRON,STL TUBES,PIPES,ETC	1 852 625	272 447	119 319	742 PUMPS FOR LIQUIDS ETC	3	218	97
679 IRN,STL CASTINGS UNWORKE	20 518	6 313	2 792	743 PUMPS NES,CENTRIFUGES ETC		85	35
681 SILVER,PLATINUM,ETC	53	364	160	749 NONELEC MACH PTS,ACC NES	113	202	90
682 COPPER EXC CEMENT COPPER	6 062	5 764	2 539	764 TELECOM EQPT,PTS,ACC NES		715	312
683 NICKEL	2 083	4 239	1 862	771 ELECTRIC POWER MACHY NES	9	69	30
684 ALUMINIUM	16 000	11 778	5 145	774 ELECTRO-MEDCL,XRAY,EQUIP	6	110	47
685 LEAD	9 981	2 410	1 070	792 AIRCRAFT	39	4 625	2 029
686 ZINC	6 122	1 284	545	874 MEASURING,CONTROLNG INSTR	1	447	198
691 STRUCTURES AND PARTS NES	593 432	217 616	96 216	881 PHOTO APPAR & EQUIPT NES	3	240	111
692 METAL TANKS,BOXES,ETC	25 439	12 712	5 593	897 GOLD,SILVER WARE,JEWELRY		161	66
693 WIRE PRODUCTS NON ELECTR	73 783	18 377	8 124	EXPORTS	2 140 343	1 409 358	621 291
694 STL,COPPR NAILS,NUTS,ETC	19 611	12 200	5 391				
695 TOOLS	22 698	38 279	16 814	001 LIVE ANIMALS	12 842	5 746	2 559
696 CUTLERY	2 398	10 111	4 476	011 MEAT FRESH,CHILLD,FROZEN	726	219	97
697 BASE MTL HOUSEHOLD EQUIP	12 115	15 624	6 896	014 MEAT PREPD,PRSRVD,NES ETC	1 031	819	377
699 OTHER METAL MANUFACTURES	71 877	57 020	24 996	022 MILK AND CREAM	7 960	1 413	628
700 INDUSTRIAL PLANT,CHAP 84	58 213	122 698	53 544	023 BUTTER	758	642	266
703 INDUSTRIAL PLANT,CHAP 85	74 844	205 112	88 876	024 CHEESE AND CURD	30 043	13 720	6 083
711 STEAM BOILERS & AUX PLNT	7 930	10 594	4 699	025 EGGS,BIRDS,FRESH,PRSRVD	188	142	66
712 STEAM ENGINES,TURBINES	8 911	31 297	13 740	037 FISH ETC PREPD PRSRVD NES	32	72	30
713 INTRNL CONEUS PISTN ENGN	32 555	109 947	48 625	042 RICE	913	168	76
714 ENGINES & MOTORS NES	407	23 471	10 537	046 WHEAT ETC MEAL OR FLOUR	270	69	32
716 ROTATING ELECTRIC PLANT	48 943	138 030	60 424	048 CEREAL ETC PREPARATIONS	5 897	4 088	1 823
718 OTH POWER GENERATNG MACHY	59	340	152	054 VEG ETC FRSH,SMPLY PRSRVD	545	83	37
721 AGRIC MACHY,EXC TRACTORS	21 609	22 706	10 277	055 VEGETABLES ETC PRSRVD,PREPD	183	122	55
722 TRACTORS NON-ROAD	63 524	66 340	29 113	058 FRUIT PRESERVED,PREPARED	1 168	341	147
723 CIVIL ENGINEERG EQUIP ETC	138 767	148 509	65 284	061 SUGAR AND HONEY	130 188	17 255	7 613
724 TEXTILE,LEATHER MACHNRY	2 149	5 779	2 593	062 SUGAR PREPS NON-CCCOA	2 190	1 361	612
725 PAPER ETC MILL MACHINERY	1 813	3 706	1 626	071 COFFEE AND SUBSTITUTES	221	375	161
726 PRINTG,BOOKBINDG MACHY,PTS	7 774	27 536	12 344	073 CHOCOLATE AND PRODUCTS	6 956	4 648	2 077
727 FOOD MACHKY NON-DOMESTIC	4 618	11 570	5 465	075 SPICES	45	84	40
728 OTH MACHY FOR SPCL INDUS	114 725	180 208	79 133	081 FEEDING STUFF FOR ANIMLS	12 967	1 446	648
736 MACHINE TOOLS FOR METAL	13 884	37 044	16 561	098 EDIBLE PRODUCTS,PREPS NES	2 223	1 795	807
737 METALWORKING MACHNRY NES	4 885	8 228	3 611	111 NON-ALCOHL BEVERAGES NES	1 495	261	112
741 HEATING,COOLING EQUIPMNT	52 558	86 872	38 336	112 ALCOHOLIC BEVERAGES	452	65	30
742 PUMPS FOR LIQUIDS ETC	31 373	76 247	34 066	122 TORACCO MFRS	114	333	139
743 PUMPS NES,CENTRIFUGES ETC	31 253	51 933	22 989	233 RUBBER,SYNTHTIC,RECLAIMD	355	203	91
744 MECHANICAL HANDLING EQU	120 211	154 782	68 366	248 WOOD SHAPED	1 787	286	126
745 NONELEC MACHY,TOOLS NES	19 028	39 314	17 334	278 OTHER CRUDE MINERALS	13 904	355	143
749 NONELEC MACH PTS,ACC NES	44 615	88 047	38 917	292 CRUDE VEG MATERIALS NES	35	75	35
751 OFFICE MACHINES	4 246	16 723	7 441	334 PETROLEUM PRODUCTS,REFIN	21 406	3 765	1 637
752 AUTOMATIC DATA PROC EQUIP	901	14 848	6 523	335 RESIDUAL PETRLM PROD NES	6 926	1 055	467
759 OFFICE & ADP MCH PTS,ACC	156	5 018	2 192	424 FIXED VEG OIL NONSOFT	273	85	38
761 TELEVISION RECEIVERS	2 829	9 286	4 121	431 PROCESD ANML VEG OIL,ETC	543	135	61
762 RADIO BROADCAST RECEIVRS	946	4 877	2 159	511 HYDROCARBONS NES,DERIVS	11 007	1 680	738
763 SOUND RECORDRS,PHONOGRPH	142	2 085	898	512 ALCOHOLS,PHENOLS,ETC	1 253	320	140
764 TELECOM EQPT,PTS,ACC NES	3 015	41 680	15 585	513 ORGANIC ACIDS,ETC	1 254	596	254
771 ELECTRIC POWER MACHY NES	193 099	212 047	92 734	514 NITROGEN-FUNCTN COMPOUNDS	1 682	747	335
772 SWITCHGEAR ETC & PTS NES	72 599	229 136	100 818	515 ORG-INORG COMPOUNDS ETC	38	114	54
773 ELECTR DISTRIBUTING MACH	270 939	174 486	77 682	516 OTHER ORGANIC CHEMICALS	1 652	662	294
774 ELECTRO-MEDCL,XRAY EQUIP	1 300	26 514	11 216	522 INORG ELEMNTS,OXIDES,ETC	12 374	2 605	1 168
775 HOUSEHOLD TYPE EQUIP NES	10 318	18 513	8 208	523 OTHR INORGANIC CHEMICALS	23 002	2 136	955
776 TRANSISTORS,VALVES,ETC	49	1 187	520	524 RADIOACTIVE ETC MATERIAL	1	349	158
778 ELECTRICAL MACHINERY NES	51 632	53 999	23 816	531 SYNT DYE,NAT INDGO,LAKES	186	324	144
781 PASS MOTOR VEH EXC BUSES	71 046	188 386	83 815	533 PIGMENTS,PAINTS,ETC	15 854	6 325	2 783
782 LORRIES,SPCL MTR VEH NES	634 926	738 410	328 920	541 MEDICINAL ETC PRODUCTS	2 958	16 940	7 522
783 ROAD MOTOR VEHICLES NES	200 540	267 616	118 879	551 ESSENTIL OIL,PERFUME,ETC	37	109	48
784 MOTOR VEHCL PTS,ACC NES	92 036	161 971	71 561	555 PERFUMERY,COSMETICS,ETC	7 158	6 085	2 698
785 MOTOR & OTHER CYCLES ETC	66	99	44	554 SOAPS,CLEANING ETC PREPS	11 429	4 706	2 111
786 VEH NES NONMOTR,TRAILERS	61 312	53 043	23 370	582 PROD OF CONDENSATION ETC	16 275	6 617	2 966
791 RAILWAY VEHICLES	3 464	1 370	564	583 PROD OF POLYMERIZING ETC	30 751	10 163	4 536
792 AIRCRAFT	38	1 436	636	584 CELLULOSE DERIVATIVES ETC	982	514	233
793 SHIPS AND BOATS	23 860	32 670	14 410	585 PLASTIC MATERIALS NES	87	90	40
801 INDUSTRIAL PLANT,CHAP 90	399	2 883	1 303	591 PESTICIDES,DISINFECTANTS	543	532	243
812 PLUMBNG,HEATING,LGHTNG EQU	23 577	42 155	18 763	592 STARCH,INULIN,GLUTEN,ETC	4 172	2 570	1 138
821 FURNITURE	251 787	111 447	49 337	598 MISC CHEMICAL PRODS NES	21 782	7 272	3 271
831 TRAVEL GOODS,HANDBAGS	328	2 069	896	612 LEATHER ETC MANUFACTURES	42	84	38
842 MENS OUTERWEAR NOT KNIT	127	1 169	529	621 MATERIALS OF RUBBER	1 391	1 389	608
843 WOMENS OUTERWEAR NONKNIT	309	3 142	1 399	625 RUBBER TYRES,TUBES	5 505	1 433	626
844 UNDERWEAR NOT KNIT	60	476	186	628 RUBBER ARTICLES NES	740	1 582	703
845 UNDERWEAR KNIT NONELASTC	145	2 382	1 045	634 VENEERS,PLYWOOD,ETC	3 642	702	309
846 UNDERWEAR KNITTED	161	1 837	806	635 WOOD MANUFACTURES NES	5 614	5 405	2 349
847 TXTL CLTHNG ACCESSRYS NES	24	208	94	641 PAPER AND PAPERBOARD	14 995	4 115	1 817
848 HEADGEAR,NONTXTL CLOTHNG	253	762	322	642 ARTICLES OF PAPER ETC	35 505	12 041	5 305
851 FOOTWEAR	811	3 778	1 643	651 TEXTILE YARN AND THREAD	30	105	46
871 OPTICAL INSTRUMENTS	200	6 860	3 018	652 COTTON FABRICS,WOVEN	261	1 065	461
872 MEDICAL INSTRUMENTS NES	915	11 634	5 157	653 WOVN MAN-MADE FIB FABRIC	1 874	6 124	2 708
873 METERS & COUNTERS NES	1 060	2 489	1 089	654 OTH WOVEN TEXTILE FABRIC	40	276	122
874 MEASURING,CONTROLNG INSTR	5 030	37 973	16 900	655 KNIT ETC FABRICS	692	1 848	812
881 PHOTO APPAR & EQUIPT NES	1 167	11 377	5 025	657 SPECIAL TEXTILE ETC PROD	1 404	2 508	1 079
892 PHOTO,CINEMA SUPPLIES	8 440	10 858	4 781	658 TEXTILE ARTICLES NES	1 549	3 550	1 539
894 OPTICAL GOODS NES	109	6 853	3 019	659 FLOOR COVERINGS ETC	461	629	286
895 WATCHES AND CLOCKS	1 735	8 876	3 967	661 CEMENT ETC BUILDING PROD	56 143	4 799	2 117
892 PRINTED MATTER	4 914	10 326	4 566	662 CLAY,REFRACTORY BLDG PRD	45 856	4 751	2 070
893 ARTICLES OF PLASTIC NES	38 750	48 795	21 639	663 OTH NONMETAL MINERAL MFS	9 669	2 819	1 267
894 TOYS,SPORTING GOODS,ETC	3 826	3 055	1 337	664 GLASS	8 862	2 307	1 023
895 OFFICE SUPPLIES NES	3 605	11 316	4 965	665 GLASSWARE	26 503	3 500	1 512
896 WORKS OF ART ETC	1	892	428	666 POTTERY	647	1 573	676
897 GOLD,SILVER WARE,JEWELRY	64	29 280	13 128	667 PEARL,PREC-,SEMI-P STONE		150	69
893 MUSICAL INSTRUMENTS,PTS	383	2 103	938	671 PIG IRON ETC	1 251	139	60
899 OTHER MANUFACTURED GOODS	3 629	10 198	4 465	673 IRON AND STEEL SHAPES	142 278	10 871	4 685
951 WAR FIREARMS,AMMUNITION	1 349	8 125	3 442	674 IRN,STL UNIV,PLATE,SHEET	33 723	3 030	1 313

## 7 IMPORTS AND EXPORTS (SPECIAL TRADE) BY COUNTRIES OF PRODUCTION AND CONSUMPTION AND BY GROUPS OF THE SITC-REV. II 1981

GROUP DESCRIPTION	DT = 100 KG	1 000 DM	1 000 \$	GROUP DESCRIPTION	DT = 100 KG	1 000 DM	1 000 \$
075 IRON, STEEL HOOP, STRIP	2 745	497	220	048 CEREAL ETC PREPARATIONS	1 066	706	306
076 RAILWAY RAILS ETC IRON, STL	2 911	497	221	056 VEGETABLES ETC PREPARED, PREP	236	99	43
077 IRON, STL WIRE EXCL W ROD	4 271	634	285	062 SUGAR PREPS NON-COCOA	670	281	124
078 IRON, STL TUBES, PIPES, ETC	100 692	16 418	7 361	071 COFFEE AND SUBSTITUTES	68	165	70
079 IRON, STL CASTINGS UNWORKED	2 682	538	245	073 CHOCOLATE AND PRODUCTS	553	285	127
081 SILVER, PLATINUM, ETC	63	320	142	096 EDIBLE PRODUCTS, PREPS NES	397	167	73
082 COPPER EXC CEMENT COPPER	1 431	1 280	570	111 NON-ALCOHOLIC BEVERAGES NES	721	112	51
083 NICKEL	58	100	43	112 ALCOHOLIC BEVERAGES	4 625	880	391
084 ALUMINIUM	7 812	5 372	2 363	273 STONE, SAND AND GRAVEL	893	83	35
085 LEAD	315	104	47	334 PETROLEUM PRODUCTS, REFIN	1 193	180	81
086 ZINC	5 001	784	365	335 RESIDUAL PETROLEUM PROD NES	159 694	11 228	4 870
091 STRUCTURES AND PARTS NES	42 514	19 175	8 638	511 HYDROCARBONS NES, DERIVS	4 323	676	296
092 METAL TANKS, BOXES, ETC	718	624	265	513 ORGANIC ACIDS, ETC	4 421	197	84
093 WIRE PRODUCTS NON ELECTR	2 485	834	369	514 NITROGEN-FUNCTN COMPOUNDS	1 024	542	247
094 STL, COPPER NAILS, NUTS, ETC	1 678	1 395	622	522 INORG. ELEMENTS, OXIDES, ETC	291	81	36
095 TOOLS	3 504	6 487	2 881	523 OTHER INORGANIC CHEMICALS	3 007	143	61
096 CUTLERY	604	2 864	1 246	531 SYNT DYE, NAT INDGO, LAKES	57	117	52
097 PASTE MTL HOUSEHOLD EQUIP	2 460	3 558	1 544	533 PIGMENTS, PAINTS, ETC	1 496	701	317
099 OTHER METAL MANUFACTURES	10 956	8 022	3 528	541 MEDICINAL ETC PRODUCTS	483	2 580	1 132
711 STEAM BOILERS & AUX PLNT	192 632	127 526	56 020	551 ESSENTIAL OIL, PERFUME, ETC	10	66	31
712 STEAM ENGINES, TURBINES	75	1 362	630	553 PERFUMERY, COSMETICS, ETC	1 048	1 517	679
713 INTRNL COMBUS PISTN ENGN	2 613	8 324	3 676	554 SOAPS, CLEANING ETC PREPS	3 327	664	291
714 ENGINES & MOTORS NES	23	4 604	2 014	562 PROD OF CONDENSATION ETC	3 794	1 031	455
716 ROTATING ELECTRIC PLANT	1 139	3 189	1 393	563 PROD OF POLYMERIZING ETC	5 507	1 553	701
718 OTH POWER GENERATING MACH	64	226	112	591 PESTICIDES, DISINFECTANTS	213	172	75
721 AGRIC MACH, EXC TRACTORS	84	108	45	592 STARCH, INULIN, GLUTEN, ETC	1 603	286	126
722 TRACTORS NON-ROAD	534	667	294	598 MISC CHEMICAL PROD NES	1 118	469	207
723 CIVIL ENGINEERING EQUIP ETC	10 665	12 664	5 546	621 MATERIALS OF RUBBER	545	407	181
724 TEXTILE, LEATHER MACHINERY	274	736	326	625 RUBBER TYRES, TUBES	386	278	121
725 PAPER ETC MILL MACHINERY	1 528	4 893	2 099	628 RUBBER ARTICLES NES	146	293	128
726 PRINTING, BOOKBINDING MACH, PTS	1 910	7 631	3 459	634 VENEERS, PLYWOOD, ETC	528	98	44
727 FOOD MACHINERY NON-HOMESTIC	145	832	368	635 WOOD MANUFACTURES NES	599	290	130
728 OTH MACH FOR SPCL INDUS	19 450	29 699	13 052	641 PAPER AND PAPERBOARD	1 661	2 397	1 050
736 MACHINE TOOLS FOR METAL	1 437	3 187	1 410	642 ARTICLES OF PAPER ETC	5 147	2 397	1 050
737 METALWORKING MACHINERY NES	351	1 007	466	651 TEXTILE YARN AND THREAD	13	1 282	557
741 HEATING, COOLING EQUIPMENT	3 952	13 812	6 248	652 COTTON FABRICS, WOVEN	79	286	130
742 PUMPS FOR LIQUIDS ETC	5 754	17 230	7 581	653 WOVN MAN-MADE FIB FABRIC	220	914	407
743 PUMPS NES, CENTRIFUGES ETC	8 711	14 166	6 373	655 KNIT ETC FABRICS	26	76	33
744 MECHANICAL HANDLING EQU	11 266	13 602	5 980	657 SPECIAL TEXTILE ETC PROD	80	95	41
745 NONELEC MACH, TOOLS NES	6 274	12 566	5 543	658 TEXTILE ARTICLES NES	133	318	143
749 NONELEC MACH PTS, ACC NES	7 109	18 833	8 298	659 FLOOR COVERINGS ETC	111	81	33
751 OFFICE MACHINES	981	3 739	1 681	661 CEMENT ETC BUILDING PROD	3 676	140	65
752 AUTOMATIC DATA PROC EQUIP	229	6 657	2 959	662 CLAY, REFRACTORY BLDG PRD	7 357	594	261
759 OFFICE & ADP MCH PTS, ACC	90	1 219	540	663 OTH NONMETAL MINERAL MFS	1 823	434	189
761 TELEVISION RECEIVERS	920	3 242	1 444	664 GLASS	505	89	41
762 RADIO BROADCAST RECEIVERS	326	1 909	845	665 GLASSWARE	79	155	69
763 SOUND RECORDERS, PHONOGRAPHS	13	437	195	666 POTTERY	70	94	43
764 TELECOM EQUIP, PTS, ACC NES	1 311	17 204	7 652	671 PIG IRON ETC	7 000	256	127
771 ELECTRICAL POWER MACH NES	49 643	27 013	11 860	673 IRON AND STEEL SHAPES	28 244	1 975	824
772 SWITCHGEAR ETC & PTS NES	26 272	68 663	30 349	674 IRON, STL UNIV. PLATE, SHEET	1 912	161	71
773 ELECTRIC DISTRIBUTING MACH	32 064	29 538	12 760	678 IRON, STL TUBES, PIPES, ETC	35 354	6 461	2 790
774 ELECTRO-MEDICAL, XRAY EQUIP	193	3 644	1 587	679 IRON, STL CASTINGS UNWORKED	935	180	80
775 HOUSEHOLD TYPE EQUIP NES	6 522	9 721	4 276	682 COPPER EXC CEMENT COPPER	104	166	73
776 TRANSISTORS, VALVES, ETC	10	466	206	684 ALUMINIUM	262	411	188
778 ELECTRICAL MACHINERY NES	3 449	11 459	5 017	691 STRUCTURES AND PARTS NES	2 497	1 369	610
781 PASS MOTOR VEH EXC BUSES	50 157	109 183	47 591	692 METAL TANKS, BOXES, ETC	30	77	34
782 LORRIES, SPCL MTR VEH NES	150 190	169 746	74 009	693 WIRE PRODUCTS NON ELECTR	1 090	291	131
783 ROAD MOTOR VEHICLES NES	52 139	59 726	26 168	694 STL, COPPER NAILS, NUTS, ETC	1 129	609	355
784 MOTOR VEHCL PTS, ACC NES	22 864	42 044	18 529	695 TOOLS	530	1 000	437
786 VEH NES NONMOTR, TRAILERS	143 848	62 887	27 648	696 CUTLERY	219	936	423
792 AIRCRAFT	2	254	113	697 PASTE MTL HOUSEHOLD EQUIP	272	591	256
793 SHIPS AND BOATS	179 532	51 361	23 739	699 OTHER METAL MANUFACTURES	1 777	1 531	687
812 PLUMBING, HEATING, LIGHTING EQUIP	5 808	10 990	4 855	703 INDUSTRIAL PLANT, CHAP 85	25	72	30
821 FURNITURE	79 059	29 108	12 796	712 STEAM ENGINES, TURBINES	9	136	60
831 TRAVEL GOODS, HANDBAGS	119	651	230	713 INTRNL COMBUS PISTN ENGN	89	548	239
842 MENS OUTERWEAR NOT KNIT	320	2 825	1 246	714 ENGINES & MOTORS NES	64	926	430
843 WOMENS OUTERWEAR NONKNIT	982	10 699	4 786	716 ROTATING ELECTRIC PLANT	89	239	106
844 UNDERWEAR NOT KNIT	43	410	180	721 AGRIC MACH, EXC TRACTORS	38	178	81
845 UNDERWEAR KNIT NONELASTIC	291	3 932	1 736	723 CIVIL ENGINEERING EQUIP ETC	2 943	4 300	1 934
846 UNDERWEAR KNITTED	192	2 220	1 004	726 PRINTING, BOOKBINDING MACH, PTS	125	473	210
847 TEXTILE CUTTING ACCESSORIES NES	22	290	118	728 OTH MACH FOR SPCL INDUS	1 650	3 588	1 588
848 HEADGEAR, NONTEXTILE CLOTHING	63	401	177	736 MACHINE TOOLS FOR METAL	228	585	260
851 FOOTWEAR	958	5 987	2 609	737 METALWORKING MACHINERY NES	39	145	62
871 OPTICAL INSTRUMENTS	40	747	328	741 HEATING, COOLING EQUIPMENT	813	631	276
872 MEDICAL INSTRUMENTS NES	170	2 454	1 068	742 PUMPS FOR LIQUIDS ETC	494	1 610	745
873 METERS & COUNTERS NES	92	255	110	743 PUMPS NES, CENTRIFUGES ETC	107	355	157
874 MEASURING, CONTROLLING INSTR	743	10 981	4 772	744 MECHANICAL HANDLING EQU	280	534	235
881 PHOTO APPAR & EQUIP NES	281	2 862	1 251	745 NONELEC MACH, TOOLS NES	195	616	271
882 PHOTO, CINEMA SUPPLIES	2 295	4 857	2 147	749 NONELEC MACH PTS, ACC NES	833	1 935	844
883 DEVELOPED CINEMA FILM	2	80	37	751 OFFICE MACHINES	158	667	292
884 OPTICAL GOODS NES	15	1 589	701	752 AUTOMATIC DATA PROC EQUIP	63	1 282	581
885 WATCHES AND CLOCKS	307	3 627	1 600	759 OFFICE & ADP MCH PTS, ACC	12	169	73
892 PRINTED MATTER	1 820	2 239	985	761 TELEVISION RECEIVERS	121	527	238
893 ARTICLES OF PLASTIC NES	6 997	10 631	4 719	762 RADIO BROADCAST RECEIVERS	19	153	68
894 TOYS, SPORTING GOODS, ETC	3 354	2 863	1 234	763 SOUND RECORDERS, PHONOGRAPHS	6	1 101	545
895 OFFICE SUPPLIES NES	659	2 100	923	764 TELECOM EQUIP, PTS, ACC NES	597	11 237	4 889
897 GOLD, SILVER WARE, JEWELRY	1	5 409	2 363	772 SWITCHGEAR ETC & PTS NES	251	1 339	582
898 MUSICAL INSTRUMENTS, PTS	372	1 918	846	773 ELECTRIC DISTRIBUTING MACH	2 270	975	433
899 OTHER MANUFACTURED GOODS	554	1 399	620	774 ELECTRO-MEDICAL, XRAY EQUIP	28	487	210
951 WAR FIREARMS, AMMUNITION	287	282	134	775 HOUSEHOLD TYPE EQUIP NES	885	1 438	628
971 GOLD, NON MONETARY NES	4	12 802	5 601	776 TRANSISTORS, VALVES, ETC	8	68	33
				778 ELECTRICAL MACHINERY NES	438	1 322	594
BAHRAIN				781 PASS MOTOR VEH EXC BUSES	7 509	19 427	8 569
IMPORTS	19 433	12 127	5 568	782 LORRIES, SPCL MTR VEH NES	1 613	2 808	1 207
684 ALUMINIUM	19 018	7 089	3 282	783 ROAD MOTOR VEHICLES NES	330	378	165
759 OFFICE & ADP MCH PTS, ACC	4	156	65	784 MOTOR VEHCL PTS, ACC NES	1 412	2 794	1 240
772 SWITCHGEAR ETC & PTS NES	26	293	131	786 VEH NES NONMOTR, TRAILERS	405	304	134
EXPORTS	360 739	196 319	86 266	791 RAILWAY VEHICLES	678	250	105
011 MEAT FRESH, CHILLED, FROZEN	2 950	863	385	792 AIRCRAFT	14	2 687	1 209
022 MILK AND CREAM	9 257	1 400	725	812 PLUMBING, HEATING, LIGHTING EQUIP	703	1 959	867
024 CHEESE AND CURD	3 289	1 717	769	821 FURNITURE	10 993	4 794	2 117
				831 TRAVEL GOODS, HANDBAGS	44	157	71
				842 MENS OUTERWEAR NOT KNIT	21	225	103
				843 WOMENS OUTERWEAR NONKNIT	5	165	71
				844 UNDERWEAR NOT KNIT	15	152	69

## 7 IMPORTS AND EXPORTS (SPECIAL TRADE) BY COUNTRIES OF PRODUCTION AND CONSUMPTION AND BY GROUPS OF THE SITC-REV. II 1981

GROUP DESCRIPTION	DT = 100 KG	1 000 DM	1 000 \$	GROUP DESCRIPTION	DT = 100 KG	1 000 DM	1 000 \$
845 OUTERWEAR KNIT NONELASTC	9	140	61	759 OFFICE & ADP MCH PTS,ACC	12	397	178
846 UNDERWEAR KNITTED	16	237	103	761 TELEVISION RECEIVERS	278	957	428
847 TXTL CLTHNG ACCESSRYS NES	4	67	30	762 RADIO BROADCAST RECEIVRS	43	280	119
851 FOOTWEAR	68	374	168	763 SOUND RECORDRS,PHONOGRPH	19	1 897	896
871 OPTICAL INSTRUMENTS	1	115	54	764 TELECOM EQPT,PTS,ACC NES	478	11 971	5 084
872 MEDICAL INSTRUMENTS NES	19	230	101	771 ELECTRIC POWER MACHY NES	438	355	160
874 MEASURING,CONTROLLING INSTR	376	30 085	12 883	772 SWITCHGEAR ETC & PTS NES	368	1 470	648
881 PHOTO APPAR & EQUIPT NES	61	677	307	773 ELECTR DISTRIBUTING MACH	4 465	2 609	1 137
882 PHOTO,CINEMA SUPPLIES	444	998	447	774 ELECTRO-MEDCL,XRAY EQUIP	276	5 475	2 407
884 OPTICAL GOODS NES	1	380	171	775 HOUSEHOLD TYPE EQUIP NES	604	1 201	518
885 WATCHES AND CLOCKS	89	1 239	538	778 ELECTRICAL MACHINERY NES	3 418	3 325	1 429
892 PRINTED MATTER	95	248	100	781 PASS MOTOR VEH EXC BUSES	17 358	47 803	21 140
893 ARTICLES OF PLASTIC NES	640	930	415	782 LORRIES,SPCL MTR VEH NES	39 547	49 502	21 899
894 TOYS,SPORTING GOODS,ETC	143	237	95	783 ROAD MOTOR VEHICLES NES	17 454	24 488	10 883
895 OFFICE SUPPLIES NES	136	507	218	784 MOTOR VEHCL PTS,ACC NES	3 072	7 279	3 216
897 GOLD,SILVER WARE,JEWELRY	6	2 069	899	785 MOTOR & OTHER CYCLES ETC	40	180	76
898 MUSICAL INSTRUMENTS,PTS	49	299	133	786 VEH NES NONMOTR,TRAILERS	4 831	4 672	2 203
899 OTHER MANUFACTURED GOODS	179	389	168	812 PLUMBING,HEATING,LGHTNG EQU	628	2 416	1 072
				821 FURNITURE	6 000	3 065	1 381
QATAR				831 TRAVEL GOODS,HANDBAGS	64	418	183
IMPORTS				842 MENS OUTERWEAR NOT KNIT	15	164	70
333 CRUDE PETROLEUM	3 151 688	200 283	91 048	843 WOMENS OUTERWEAR NONKNIT	5	186	72
699 OTHER METAL MANUFACTURES	142	80	40	845 OUTERWEAR KNIT NONELASTC	24	294	128
714 ENGINES & MOTORS NES	42	1 420	707	846 UNDERWEAR KNITTED *	30	433	185
743 PUMPS NES,CENTRIFUGES ETC	12	200	90	848 HEADGEAR,NONTXTL CLOTHNG	13	101	42
EXPORTS				851 FOOTWEAR	147	937	408
022 MILK AND CREAM	2 125	190	85	871 OPTICAL INSTRUMENTS	8	495	219
024 CHEESE AND CUPD	4 085	2 040	85	872 MEDICAL INSTRUMENTS NES	29	504	236
037 FISH ETC PREPD PRSVD NES	133	72	902	874 MEASURING,CONTROLLING INSTR	260	3 280	1 551
048 CEREAL ETC PREPARATIONS	452	278	36	881 PHOTO APPAR & EQUIPT NES	55	639	283
073 CHOCOLATE AND PRODUCTS	154	117	54	882 PHOTO,CINEMA SUPPLIES	587	956	417
098 EDIBLE PRODCTS,PREPS NES	214	98	85	884 OPTICAL GOODS NES	1	273	119
111 NON-ALCOHL BEVERAGES NES	555	88	44	885 WATCHES AND CLOCKS	83	2 615	1 155
112 ALCOHOLIC BEVERAGES	202	93	40	892 PRINTED MATTER	107	260	108
334 PETROLEUM PRODUCTS,REFIN	303	70	40	895 ARTICLES OF PLASTIC NES	1 290	3 319	1 506
513 ORGANIC ACIDS,ETC	1 276	1 545	670	896 TOYS,SPORTING GOODS,ETC	410	439	191
514 NITROGEN-FUNCTN COMPOUNDS	971	417	192	895 OFFICE SUPPLIES NES	144	506	222
515 ORG-INORG COMPOUNDS ETC	500	184	87	897 GOLD,SILVER WARE,JEWELRY	4	1 140	496
516 OTHER ORGANIC CHEMICALS	2 119	399	171	898 MUSICAL INSTRUMENTS,PTS	34	156	66
522 INORG ELEMNTS,OXIDES,ETC	535	124	52	899 OTHER MANUFACTURED GOODS	284	373	159
523 OTHR INORGANIC CHEMICALS	3 017	311	137	ARAB EMIRAT			
533 PIGMENTS,PAINTS,ETC	283	267	119	IMPORTS			
541 MEDICINAL ETC PRODUCTS	975	3 559	1 531	042 RICE	443	104	44
553 PERFUMERY,COSMETICS,ETC	489	724	321	288 NONFERR METAL SCRAP NES	627	142	64
554 SOAPS,CLEANING ETC PREPS	720	232	99	289 PREC METAL ORE,WASTE NES	17	1 009	447
582 PROD OF CONDENSATION ETC	794	305	133	333 CRUDE PETROLEUM	34 727 450	2 221 462	998 011
583 PROD OF POLYMERIZING ETC	1 110	479	213	611 LEATHER	63	1 855	810
591 PESTICIDES,DISINFECTANTS	242	461	193	659 FLOOR COVERINGS ETC	6	264	128
592 STARCH,INULIN,GLUTEN,ETC	912	293	126	667 PEARL,PREC-,SEMI-P STONE		1 280	570
598 MISC CHEMICAL PRODS NES	2 351	1 162	500	681 SILVER,PLATINUM,ETC	286	25 262	11 626
621 MATERIALS OF RUBBER	163	145	64	684 ALUMINIUM	254	80	37
625 RUBBER TYRES,TUBES	430	357	155	712 STEAM ENGINES,TURBINES	206	94	43
628 RUBBER ARTICLES NES	50	151	69	714 ENGINES & MOTORS NES	27	750	300
635 WOOD MANUFACTURES NES	119	116	53	749 NONELEC MACH PTS,ACC NES	2	88	43
641 PAPER AND PAPERBOARD	10 953	1 964	846	764 TELECOM EQPT,PTS,ACC NES	2	195	83
642 ARTICLES OF PAPER ETC	949	528	226	771 ELECTRIC POWER MACHY NES	122	166	66
651 TEXTILE YARN AND THREAD	21	68	30	781 PASS MOTOR VEH EXC BUSES	37	99	45
652 COTTON FABRICS,WOVEN	28	105	48	793 SHIPS AND BOATS	1 500	164	71
653 WOVN MAN-MADE FIB FABRIC	129	541	234	784 MEASURING,CONTROLLING INSTR	2	136	59
655 KNIT ETC FABRICS	174	580	252	884 OPTICAL GOODS NES	1	207	85
657 SPECIAL TEXTILE ETC PROD	137	363	160	971 GOLD,NON MONETARY NES	1	2 272	1 012
658 TEXTILE ARTICLES NES	93	333	143	EXPORTS			
659 FLOOR COVERINGS ETC	212	198	87	3 112 307	1 400 864	615 620	
661 CEMENT ETC BUILDING PROD	96 865	2 510	1 135	001 LIVE ANIMALS	906	867	389
662 CLAY,REFRACTORY BLDG PRD	13 868	1 417	628	011 MEAT FRESH,CHILLD,FROZEN	101 984	29 055	12 790
663 OTH NONMETAL MINERAL WFS	11 880	1 743	771	014 MEAT PREPD,PRSVD,NES ETC	82	88	36
664 GLASS	2 237	698	301	022 MILK AND CREAM	6 080	933	418
665 GLASSWARE	218	346	143	024 CHEESE AND CURD	7 137	3 569	1 605
666 POTTERY	374	836	370	025 EGGS,BIRDS,FRESH,PRSVD	1 905	448	190
674 IRN,STL UNIV,PLATE,SHEET	31 097	2 318	1 008	043 EARLY UNMILLED	83 527	3 642	1 493
678 IRON,STL TUBES,PIPES,ETC	33 316	8 357	3 705	048 CEREAL ETC PREPARATIONS	4 642	3 134	1 392
682 COPPER EXC CEMENT COPPER	185	162	71	054 VEG ETC FRSH,SMPLY PRSVD	958	161	67
684 ALUMINIUM	888	1 166	525	058 FRUIT PRESERVED,PREPARED	340	122	55
691 STRUCTURES AND PARTS NES	12 446	13 024	5 683	061 SUGAR AND HONEY	470 731	40 166	17 548
693 WIRE PRODUCTS NON ELECTR	1 209	281	120	062 SUGAR PREPS NON-COCOA	2 259	1 425	635
694 STL,COPPR NAILS,NUTS,ETC	134	173	75	071 COFFEE AND SUBSTITUTES	215	294	133
695 TOOLS	1 048	2 189	969	075 CHOCOLATE AND PRODUCTS	2 154	1 449	655
696 CUTLERY	49	253	113	081 FEEDING STUFF FOR ANIMLS	3 759	383	174
697 BASE MTL HOUSEHOLD EQUIP	506	1 291	548	098 EDIBLE PRODCTS,PREPS NES	2 785	2 302	1 034
699 OTHER METAL MANUFACTURES	2 429	2 253	977	111 NON-ALCOHL BEVERAGES NES	18 343	2 180	982
700 INDUSTRIAL PLANT,CHAP 84	21	3 114	1 379	112 ALCOHOLIC BEVERAGES	14 242	2 806	1 248
711 STEAM BOILERS & AUX PLNT	20	484	207	122 TOBACCO MFRS	67	154	70
712 STEAM ENGINES,TURBINES	11	294	126	273 STONE,SAND AND GRAVEL	6 130	95	38
713 INTRNL COMBUS PISTN ENGN	236	1 101	479	278 OTHER CRUDE MINERALS	40 443	699	314
714 ENGINES & MOTORS NES	95	5 321	2 401	334 PETROLEUM PRODUCTS,REFIN	28 545	4 529	2 062
716 ROTATING ELECTRIC PLANT	691	1 615	713	335 RESIDUAL PETRLM PROD NES	3 864	676	301
723 CIVIL ENGINEERG EQUIP ETC	12 519	13 629	6 023	424 FIXED VEG OIL NONSOFT	295	124	54
724 TEXTILE,LEATHER MACHNRY	38	122	55	431 PROCESD ANML VEG OIL,ETC	18 292	2 964	1 381
725 PAPER ETC MILL MACHINERY	113	284	122	511 HYDROCARBONS NES,DERIVS	15 562	2 544	1 124
726 PRINTG,BKBLNDG MACHY,PTS	859	3 436	1 550	512 ALCOHOLS,PHENOLS,ETC	3 499	499	227
728 OTH MACHY FOR SPCL INDL	1 934	2 789	1 243	513 ORGANIC ACIDS,ETC	1 617	619	282
736 MACHINE TOOLS FOR METAL	279	450	194	514 NITROGEN-FUNCTN COMPOUNDS	2 141	955	430
737 METALWORKING MACHNRY NES	608	457	187	515 ORG-INORG COMPOUNDS ETC	97	163	70
741 HEATING,COOLING EQUIPMNT	1 378	2 514	1 117	516 OTHER ORGANIC CHEMICALS	1 968	1 066	476
742 PUMPS FOR LIQUIDS ETC	594	3 224	1 493	522 INORG ELEMNTS,OXIDES,ETC	14 038	2 153	952
743 PUMPS NES,CENTRIFUGES ETC	381	2 252	997	523 OTHR INORGANIC CHEMICALS	45 423	3 046	1 339
744 MECHANICAL HANDLING EQU	1 168	1 531	670	531 SYNT DYE,NAT INDGO,LAKES	494	1 108	490
745 NONELEC MACHY,TOOLS NES	593	2 079	916	533 PIGMENTS,PAINTS,ETC	7 754	2 826	1 268
749 NONELEC MACH PTS,ACC NES	640	1 804	783	541 MEDICINAL ETC PRODUCTS	4 410	8 930	4 061
751 OFFICE MACHINES	258	1 065	470	551 ESSENTIAL OIL,PEKFUME,ETC	57	163	71
752 AUTOMTIC DATA PROC EQUIP	19	761	355	553 PERFUMERY,COSMETICS,ETC	7 697	6 720	2 990

## 7 IMPORTS AND EXPORTS (SPECIAL TRADE) BY COUNTRIES OF PRODUCTION AND CONSUMPTION AND BY GROUPS OF THE SITC-REV. II 1981

GROUP DESCRIPTION	DT = 100 KG	1 000 DM	1 000 \$	GROUP DESCRIPTION	DT = 100 KG	1 000 DM	1 000 \$
554 SOAPS, CLEANING ETC PREPS	6 634	2 541	1 154	246 UNDERWEAR KNITTED	123	1 136	512
562 FERTILIZERS MANUFACTURED	5 594	217	96	247 TXTL CLTHNG ACCESSYS NES	24	235	106
572 EXPLOSIVES, PYROTECH PROD	69	252	107	848 HEADGEAR, NCNTXTL CLOTHNG	125	330	145
582 PROD OF CONDENSATION ETC	35 642	12 246	5 438	851 FOOTWEAR	347	2 184	957
583 PROD OF POLYMERIZING ETC	37 926	9 842	4 458	871 OPTICAL INSTRUMENTS	37	1 028	464
584 CELLULOSE DERIVATIVES ETC	1 385	991	424	872 MEDICAL INSTRUMENTS NES	350	3 541	1 583
591 PESTICIDES, DISINFECTANTS	3 724	3 495	1 562	873 METERS & COUNTERS NES	217	1 008	433
592 STARCH, INULIN, GLUTEN, ETC	2 369	1 487	664	874 MEASURING, CONTROLLING INSTR	698	7 164	3 173
598 MISC CHEMICAL PRODS NES	13 584	5 049	2 267	881 PHOTO APPAR & EQUIP NES	337	3 220	1 434
612 LEATHER ETC MANUFACTURES	58	366	163	882 PHOTO, CINEMA SUPPLIES	3 462	6 706	2 963
621 MATERIALS OF RUBBER	804	1 267	538	884 OPTICAL GOODS NES	17	1 641	725
625 RUBBER TYRES, TUBES	2 588	2 124	912	885 WATCHES AND CLOCKS	710	5 416	2 361
628 RUBBER ARTICLES NES	851	2 057	911	892 PRINTED MATTER	1 156	1 537	688
634 VENEERS, PLYWOOD, ETC	469	228	101	893 ARTICLES OF PLASTIC NES	20 885	13 331	5 912
635 WOOD MANUFACTURES NES	5 023	1 261	548	894 TOYS, SPORTING GOODS, ETC	1 718	3 951	1 780
641 PAPER AND PAPERBOARD	4 171	1 618	717	895 OFFICE SUPPLIES NES	810	2 485	1 091
642 ARTICLES OF PAPER ETC	12 508	6 880	2 991	897 GOLD, SILVER WARE, JEWELRY	10	14 667	6 593
651 TEXTILE YARN AND THREAD	434	717	318	898 MUSICAL INSTRUMENTS, PTS	623	3 093	1 360
652 COTTON FABRICS, WOVEN	628	2 415	1 042	899 OTHER MANUFACTURED GOODS	2 110	3 022	1 313
653 WOVN MAN-MADE FIB FABRIC	1 324	5 543	2 436	951 WAR FIREARMS, AMMUNITION	1 033	2 428	1 082
654 OTH WOVN TEXTILE FABRIC	91	212	90				
655 KNIT ETC FABRICS	1 607	5 453	2 412	OMAN			
656 LACE, RIBBONS, TULLE, ETC	107	160	70				
657 SPECIAL TEXTILE ETC PROD	771	1 785	797	IMPORTS	23 398 000	1 557 545	684 735
658 TEXTILE ARTICLES NES	244	674	299				
659 FLOOR COVERINGS ETC	1 273	3 447	1 460	333 CRUDE PETROLEUM	23 396 923	1 555 051	683 606
661 CEMENT ETC BUILDING PROD	799 605	6 614	2 855	714 ENGINES & MOTORS NES	4	625	282
662 CLAY, REFRACTORY BLDG PRD	230 505	15 407	6 692	749 NONELEC MACH PTS, ACC NES	178	69	31
663 OTH NONMETAL MINERAL MFS	55 654	5 469	2 385	764 TELECOM EQPT, PTS, ACC NES	7	80	34
664 GLASS	11 471	2 281	997	774 ELECTRO-MEDCL, XRAY EQUIP		180	85
665 GLASSWARE	1 218	956	423				
666 POTTERY	502	821	359	EXPORTS	578 252	220 905	97 457
667 PEARL, PREC-, SEMI-P STONE	2	4 096	1 866				
673 IRON AND STEEL SHAPES	40 210	4 037	1 776	011 MEAT FRESH, CHILLD, FROZEN	5 510	1 583	702
674 IRN, STL UNIV, PLATE, SHEET	116 379	10 412	4 532	022 MILK AND CREAM	7 807	1 243	578
675 IRON, STEEL HOOP, STRIP	1 495	274	118	024 CHEESE AND CURD	1 491	749	334
676 RAILWAY RAILS ETC IRN, STL	313	76	34	048 CEREAL ETC PREPARATIONS	1 401	1 032	454
677 IRN, STL WIRE EXCL W ROD	307	86	37	056 VEGTBLES ETC PRSVD, PREPD	100	112	50
678 IRON, STL TUBES, PIPES, ETC	242 930	49 291	21 869	058 FRUIT PRESERVED, PREPARED	11 235	1 641	714
679 IRN, STL CASTINGS UNWORKE	4 732	675	301	061 SUGAR AND HONEY	60 006	6 068	2 728
681 SILVER, PLATINUM, ETC	14	105	48	062 SUGAR PREPS NON-COCOA	202	120	52
682 COPPER EXC CEMENT COPPER	2 289	3 929	1 703	073 CHOCOLATE AND PRODUCTS	254	169	69
684 ALUMINIUM	2 214	2 009	922	081 FEEDING STUFF FOR ANIMLS	5 954	446	189
685 LEAD	1 076	368	161	098 EDIBLE PRODUCTS, PREPS NES	879	817	355
686 ZINC	699	182	83	111 NON-ALCOHL BEVERAGES NES	3 845	442	186
691 STRUCTURES AND PARTS NES	31 416	15 621	7 023	112 ALCOHOLIC BEVERAGES	1 125	316	135
692 METAL TANKS, BOXES, ETC	3 238	2 004	874	273 STONE, SAND AND GRAVEL	3 020	131	54
693 WIRE PRODUCTS NON ELECTR	11 793	2 422	1 060	334 PETROLEUM PRODUCTS, REFIN	1 198	258	111
694 STL, COPPR NAILS, NUTS, ETC	1 315	835	359	335 RESIDUAL PETRLM PROD NES	83 348	4 648	2 178
695 TOOLS	4 234	8 108	3 584	511 HYDROCARBONS NES, DERIVS	1 193	133	58
696 CUTLERY	1 336	3 318	1 488	514 NITROGEN-FUNCTN COMPOUNDS	263	81	35
697 BASE MTL HOUSEHOLD EQUIP	5 059	5 675	2 501	516 OTHER ORGANIC CHEMICALS	205	67	30
699 OTHER METAL MANUFACTURES	9 905	7 836	3 428	522 INORG FLEMNTS, OXIDES, ETC	1 208	119	55
700 INDUSTRIAL PLANT, CHAP 84	127	1 350	580	523 OTHR INORGANIC CHEMICALS	1 124	125	54
711 STEAM BOILERS & AUX PLNT	2 922	3 410	1 530	531 SYNT DYE, NAT INDGO, LAKES	157	308	152
712 STEAM ENGINES, TURBINES	409	2 573	1 162	533 PIGMENTS, PAINTS, ETC	1 617	392	171
713 INTRNL COMBUS PISTN ENGN	2 693	9 645	4 262	541 MEDICINAL ETC PRODUCTS	761	3 560	1 542
714 ENGINES & MOTORS NES	38	644	287	553 PERFUMERY, COSMETICS, ETC	757	753	337
716 ROTATING ELECTRIC PLANT	40 425	72 656	32 127	554 SOAPS, CLEANING ETC PREPS	2 005	470	207
718 OTH POWER GENERATG MACHY	164	563	250	562 FERTILIZERS MANUFACTURED	6 054	272	112
721 AGRIC MACHY, EXC TRACTORS	6 163	5 771	2 582	582 PROD OF CONDENSATION ETC	3 559	1 148	492
722 TRACTORS NON-ROAD	1 192	1 608	693	583 PROD OF POLYMERIZING ETC	3 622	1 194	515
723 CIVIL ENGINEERG EQUIP ETC	28 306	32 939	14 430	584 CELLULOSE DERIVATIVES ETC	52	72	30
724 TEXTILE, LEATHER MACHNRY	607	1 863	814	591 PESTICIDES, DISINFECTANTS	977	392	168
725 PAPER ETC MILL MACHINERY	1 072	4 262	1 895	598 MISC CHEMICAL PRODS NES	1 091	618	267
726 PRINTG, RKEINDG MACHY, PTS	1 419	5 443	2 407	621 MATERIALS OF RUBBER	213	211	94
727 FOOD MACHRY NON-DOMESTIC	122	615	279	625 RUBBER TYRES, TUBES	325	294	128
728 OTH MACHY FOR SPCL INDUS	29 589	30 893	13 380	628 RUBBER ARTICLES NES	26	93	42
736 MACHINE TOOLS FOR METAL	1 321	2 757	1 220	635 WOOD MANUFACTURES NES	347	181	78
737 METALWORKING MACHNRY NES	650	2 532	1 121	641 PAPER AND PAPERBOARD	645	252	110
741 HEATING, COOLING EQUIPMNT	5 831	11 650	5 158	642 ARTICLES OF PAPER ETC	1 107	753	334
742 PUMPS FOR LIQUIDS ETC	7 131	17 917	8 065	652 COTTON FABRICS, WOVEN	90	297	128
743 PUMPS NES, CENTRIFUGES ETC	6 271	13 015	5 845	653 WOVN MAN-MADE FIB FABRIC	181	818	353
744 MECHANICAL HANDLING EQU	13 073	15 865	6 936	657 SPECIAL TEXTILE ETC PROD	144	721	311
745 NONELEC MACHY, TOOLS NES	5 393	13 241	5 829	658 TEXTILE ARTICLES NES	35	155	67
749 NONELEC MACH PTS, ACC NES	10 451	22 191	9 820	659 FLOOR COVERINGS ETC	76	73	32
751 OFFICE MACHINES	718	3 220	1 427	661 CEMENT ETC BUILDING PROD	167 790	4 927	2 218
752 AUTOMATIC DATA PROC EQUIP	149	3 739	1 655	662 CLAY, REFRACTORY BLDG PRD	1 980	328	144
759 OFFICE & ADP MCH PTS, ACC	35	837	376	663 OTH NONMETAL MINERAL MFS	914	275	120
761 TELEVISION RECEIVERS	1 674	5 230	2 308	664 GLASS	1 442	281	120
762 RADIO BROADCAST RECEIVRS	163	1 180	532	665 GLASSWARE	237	116	50
763 SOUND RECORDRS, PHONOGRPH	79	1 493	665	666 POTTERY	39	102	45
764 TELECOM EQPT, PTS, ACC NES	2 048	16 184	8 157	673 IRON AND STEEL SHAPES	3 497	281	123
771 ELECTRIC POWER MACHY NES	2 176	3 202	1 432	678 IRON, STL TUBES, PIPES, ETC	76 781	11 522	4 961
772 SWITCHGEAR ETC & PTS NES	13 724	41 441	18 249	682 COPPER EXC CEMENT COPPER	99	112	50
773 ELECTR DISTRIBUTING MACH	36 188	19 385	8 468	684 ALUMINIUM	64	105	46
774 ELECTRO-MEDCL, XRAY EQUIP	485	13 017	6 150	691 STRUCTURES AND PARTS NES	7 205	1 593	698
775 HOUSEHOLD TYPE EQUIP NES	5 096	8 185	3 572	692 METAL TANKS, BOXES, ETC	2 543	1 732	767
776 TRANSISTORS, VALVES, ETC	18	1 307	572	693 WIRE PRODUCTS NON ELECTR	665	199	88
778 ELECTRICAL MACHINERY NES	5 594	10 047	4 464	694 STL, COPPR NAILS, NUTS, ETC	406	200	92
781 PASS MOTOR VEH EXC BUSES	38 760	93 554	41 116	695 TOOLS	698	1 307	571
782 LOCRRES, SPCL MTR VEH NES	102 064	126 609	55 949	696 CUTLERY	18	159	70
783 ROAD MOTOR VEHICLES NES	18 453	24 112	10 501	697 BASE MTL HOUSEHOLD EQUIP	406	489	211
784 MOTOR VEHCL PTS, ACC NES	13 954	32 511	14 395	699 OTHER METAL MANUFACTURES	737	833	361
785 MOTOR & OTHER CYCLES ETC	41	129	56	711 STEAM BOILERS & AUX PLNT	54	82	34
786 VEH NES NONMOTR, TRAILERS	10 688	6 045	2 702	712 STEAM ENGINES, TURBINES	39	423	210
792 AIRCRAFT	1 309	24 838	11 284	713 INTRNL COMBUS PISTN ENGN	5 057	23 054	10 566
793 SHIPS AND BOATS	172	470	207	714 ENGINES & MOTORS NES	8	1 644	719
812 PLUMBNG, HEATING, LGHTNG EQL	8 316	17 594	7 700	716 ROTATING ELECTRIC PLANT	218	457	199
821 FURNITURE	47 435	16 590	7 322	721 AGRIC MACHY, EXC TRACTORS	113	128	55
831 TRAVEL GOODS, HANDBAGS	124	616	264	723 CIVIL ENGINEERG EQUIP ETC	3 579	5 463	2 369
842 MENS OUTERWEAR NOT KNIT	140	1 361	595	724 TEXTILE, LEATHER MACHNRY	89	228	95
843 WOMENS OUTERWEAR NONKNIT	147	2 191	971	726 PRINTG, RKEINDG MACHY, PTS	493	1 553	689
844 UNDERWEAR NOT KNIT	17	132	61	727 FOOD MACHRY NON-DOMESTIC	27	100	41
845 OUTERWEAR KNIT NONELASTC	149	1 394	623	728 OTH MACHY FOR SPCL INDUS	5 077	5 868	2 599



## 7 IMPORTS AND EXPORTS (SPECIAL TRADE) BY COUNTRIES OF PRODUCTION AND CONSUMPTION AND BY GROUPS OF THE SITC-REV. II 1981

GROUP DESCRIPTION	DT = 100 KG	1 000 DM	1 000 \$	GROUP DESCRIPTION	DT = 100 KG	1 000 DM	1 000 \$
736 MACHINE TOOLS FOR METAL	311	473	205	691 STRUCTURES AND PARTS NES	2 504	409	167
737 METALWORKING MACHNRY NES	525	389	392	692 METAL TANKS,BOXES,ETC	118	149	62
741 HEATING,COOLING EQUIPMNT	286	597	257	693 WIRE PRODUCTS NON ELECTR	230	74	34
742 PUMPS FOR LIQUIDS ETC	382	1 899	952	695 TOOLS	1 382	1 042	443
743 PUMPS NES,CENTRIFUGES ETC	376	1 577	699	696 CUTLERY	37	105	45
744 MECHANICAL HANDLING EQU	3 927	4 201	1 869	699 OTHER METAL MANUFACTURES	258	284	127
745 NONELEC MACHY,TOOLS NES	293	1 318	584	700 INDUSTRIAL PLANT,CHAP 84	62	297	137
749 NONELEC MACH PTS,ACC NES	770	2 679	1 185	703 INDUSTRIAL PLANT,CHAP 85	8	154	64
751 OFFICE MACHINES	293	1 270	571	711 STEAM BOILERS & AUX PLNT	236	1 180	502
752 AUTOMATIC DATA PROC EQUIP	10	142	62	713 INTRNL COMBUS PISTN ENGN	168	690	306
759 OFFICE & ADP MCH PTS,ACC	10	200	87	714 ENGINES & MOTORS NES	12	968	435
761 TELEVISION RECEIVERS	153	589	264	716 POTATING ELECTRIC PLANT	786	1 295	564
762 RADIO BROADCAST RECELVRS	29	254	111	721 AGRIC MACHY,EXC TRACTORS	66	68	31
763 SOUND RECORDS,PHONOGRPH	12	75	36	722 TRACTORS NON-ROAD	1 130	1 201	530
764 TELECOM EQPT,PTS,ACC NES	186	2 601	1 151	723 CIVIL ENGNRNG EQUIP ETC	1 323	1 218	505
771 ELECTRIC POWER MACHY NES	52	182	76	725 PAPER ETC MILL MACHINERY	271	334	147
772 SWITCHGEAR ETC & PTS NES	801	2 716	1 195	726 PRINTG,BKBINDG MACHY,PTS	141	504	212
773 ELCTR DISTRIBUTING MACH	2 594	1 952	827	727 FOOD MACHRY NON-DOMESTIC	260	896	378
774 ELECTRO-MEDCL,XRAY EQUIP	216	4 765	2 109	728 OTH MACHY FOR SPCL INDUS	977	2 189	944
775 HOUSEHOLD TYPE EQUIP NES	1 124	1 821	779	736 MACHINE TOOLS FOR METAL	847	5 196	2 268
776 TRANSISTORS,VALVES,ETC	3	356	162	741 HEATING,COOLING EQUIPMNT	1 157	2 987	1 312
778 ELECTRICAL MACHINERY NES	419	1 047	460	742 PUMPS FOR LIQUIDS ETC	611	1 220	534
781 PASS MOTOR VEH EXC BUSES	8 397	21 413	9 431	743 PUMPS NES,CENTRIFUGES ETC	1 474	3 079	1 312
782 LORRIES,SPCL MTR VEH NES	26 092	29 512	12 875	744 MECHANICAL HANDLING EQU	1 857	2 960	1 280
783 ROAD MOTOR VEHICLES NES	5 473	6 670	2 893	745 NONELEC MACHY,TOOLS NES	2 993	6 992	3 085
784 MOTOR VEHCL PTS,ACC NES	2 788	7 433	3 262	749 NONELEC MACH PTS,ACC NES	48	216	91
786 VEH NES NONMOTR,TRAILERS	5 728	4 045	1 727	751 OFFICE MACHINES	48	376	173
812 PLUMBNG,HEATING,LGHTNG EQU	1 177	3 706	1 654	752 AUTOMATIC DATA PROC EQUIP	8	159	68
821 FURNITURE	10 229	3 112	1 372	759 OFFICE & ADP MCH PTS,ACC	7	166	72
831 TRAVEL GOODS,HANDBAGS	24	89	36	763 SOUND RECORDS,PHONOGRPH	8	182	74
843 WOMENS OUTERWEAR NONKNIT	14	107	46	764 TELECOM EQPT,PTS,ACC NES	27	290	130
845 OUTERWEAR KNIT NONELASTC	6	72	33	771 ELECTRIC POWER MACHY NES	168	133	64
846 UNDERWEAR KNITTED	17	212	94	772 SWITCHGEAR ETC & PTS NES	444	1 922	821
851 FOOTWEAR	132	502	220	773 ELCTR DISTRIBUTING MACH	883	1 059	451
871 OPTICAL INSTRUMENTS	4	80	36	774 ELECTRO-MEDCL,XRAY EQUIP	73	1 034	453
872 MEDICAL INSTRUMENTS NES	83	494	219	775 HOUSEHOLD TYPE EQUIP NES	274	664	291
873 METERS & COUNTERS NES	32	271	120	776 TRANSISTORS,VALVES,ETC	6	355	160
874 MEASURNG,CONTROLNG INSTR	239	1 696	742	778 ELECTRICAL MACHINERY NES	495	507	211
881 PHOTO APPAR & EQUIPT NES	80	951	414	781 PASS MOTOR VEH EXC BUSES	2 463	5 957	2 621
882 PHOTO,CINEMA SUPPLIES	537	1 308	575	782 LORRIES,SPCL MTR VEH NES	15 392	20 474	8 903
884 OPTICAL GOODS NES		250	109	783 ROAD MOTOR VEHICLES NES	1 748	2 513	1 109
885 WATCHES AND CLOCKS	166	844	377	784 MOTOR VEHCL PTS,ACC NES	226	781	338
892 PRINTED MATTER	31	133	64	786 VEH NES NONMOTR,TRAILERS	197	101	46
893 ARTICLES OF PLASTIC NES	2 454	2 257	1 004	801 INDUSTRIAL PLANT,CHAP 90	7	155	72
894 TOYS,SPORTING GOODS,ETC	29	135	60	802 INDUSTRIAL PLANT,CHAP 94	66	251	116
895 OFFICE SUPPLIES NES	192	561	250	812 PLUMBNG,HEATING,LGHTNG EQU	744	1 274	550
897 GOLD,SILVER WARE,JEWELRY		430	192	821 FURNITURE	1 150	746	330
899 OTHER MANUFACTURED GOODS	111	199	86	845 OUTERWEAR KNIT NONELASTC	9	80	33
				851 FOOTWEAR	11	69	31
NORTH YEMEN				872 MEDICAL INSTRUMENTS NES	21	532	242
IMPORTS	1 393	1 449	649	874 MEASURNG,CONTROLNG INSTR	69	728	309
714 ENGINES & MOTORS NES	6	334	148	881 PHOTO APPAR & EQUIPT NES	48	331	147
716 ROTATING ELECTRIC PLANT		77	32	885 WATCHES AND CLOCKS	42	177	78
742 PUMPS FOR LIQUIDS ETC		91	40	892 PRINTED MATTER	164	364	166
782 LORRIES,SPCL MTR VEH NES	690	190	83	893 ARTICLES OF PLASTIC NES	206	318	142
				894 TOYS,SPORTING GOODS,ETC	14	67	30
EXPORTS	1 139 725	175 960	77 349	895 OFFICE SUPPLIES NES	86	250	101
011 MEAT FRESI,CHILLD,FROZEN	2 562	817	362	899 OTHER MANUFACTURED GOODS	51	100	44
022 MILK AND CREAM	1 700	331	147				
023 BUTTER	4 233	2 444	1 081	SOUTH YEMEN			
024 CHEESE AND CURD	154	89	38	IMPORTS	1 277	1 097	499
025 EGGS,BIRDS,FRESH,PRSRVD	422	97	46	263 COTTON	718	407	187
046 WHEAT ETC MEAL OR FLOUR	835 282	41 850	18 392	292 CRUDE VEG MATERIALS NES	450	302	135
048 CEREAL ETC PREPARATIONS	270	138	60	792 AIRCRAFT	13	268	122
061 SUGAR AND HONEY	61 604	7 822	3 480	EXPORTS	204 417	46 319	20 164
071 COFFEE AND SUBSTITUTES	22	70	32	022 MILK AND CREAM	7 820	1 742	777
081 FEEDING STUFF FOR ANMLs	2 068	214	100	023 BUTTER	200	150	66
098 EDIBLE PRODCTS,PREPS NES	460	410	170	046 WHEAT ETC MEAL OR FLOUR	159 984	8 339	3 525
111 NON-ALCOH BEVERAGES NES	2 835	518	225	054 VEG ETC FRSH,SMFLY PRSVD	17	60	30
112 ALCOHOLIC BEVERAGES	96	108	43	061 SUGAR AND HONEY	1 895	160	70
122 TOBACCO MFRS	2 536	3 090	1 451	062 SUGAR PREPS NON-COCOA	258	133	56
266 SYNTHETIC FIBRE TO SPIN	3 475	1 127	515	073 CHOCOLATE AND PRODUCTS	152	92	40
334 PETROLEUM PRODUCTS,REFIN	2 179	296	139	122 TOBACCO MFRS	106	132	58
335 RESIDUAL PETRLM PROD NES	82 839	3 951	1 914	37 233 RUBBER,SYNTHETIC,RECLAIMD	328	109	50
511 HYDROCARBONS NES,DERIVS	86	83	43	267 OTHER MAN-MADE FIBRES	957	687	309
514 NITROGEN-FUNCTN COMPOUNDS	64	97	63	292 CRUDE VEG MATERIALS NES	15	75	34
516 OTHER ORGANIC CHEMICALS	60	141	352	334 PETROLEUM PRODUCTS,REFIN	271	134	56
522 INORG ELEMNTS,OXIDES,ETC	4 541	802	117	375 RESIDUAL PETRLM PROD NES	629	78	37
523 OTHR INORGANIC CHEMICALS	2 100	275	190	513 ORGANIC ACIDS,ETC	236	100	45
531 SYNT DYE,NAT INDGO,LAKES	98	419	143	516 OTHER ORGANIC CHEMICALS	5	171	85
533 PIGMENTS,PAINTS,ETC	350	324	7 201	522 INORG ELEMNTS,OXIDES,ETC	1 026	114	50
541 MEDICINAL ETC PRODUCTS	3 596	16 388	112	541 MEDICINAL ETC PRODUCTS	719	3 575	1 576
551 ESSENTL OIL,PERFUME,ETC	103	252	363	554 SOAPS,CLEANING ETC PREPS	437	128	59
553 PERFUMERY,COSMETICS,ETC	1 390	830	141	572 EXPLOSIVES,PYROTECH PROD	2 463	1 792	770
554 SOAPS,CLEANING ETC PREPS	896	318	116	583 PROD OF POLYMERIZING ETC	490	254	115
562 FERTILIZERS MANUFACTURED	7 634	279	616	592 STARCH,INULIN,GLUTEN,ETC	1 513	319	142
572 EXPLOSIVES,PYROTECH PROD	4 225	1 482	1 079	598 MISC CHEMICAL PRODS NES	302	88	36
583 PROD OF POLYMERIZING ETC	11 575	2 440	126	621 MATERIALS OF RUBBER	68	106	44
584 CELLULOSE DERIVATIVES ETC	98	280	941	635 WOOD MANUFACTURES NES	456	173	87
591 PESTICIDES,DISINFECTANTS	2 529	2 081	291	641 PAPER AND PAPERBOARD	139	83	40
592 STARCH,INULIN,GLUTEN,ETC	7 174	652	179	657 SPECIAL TEXTILE ETC PROD	32	183	82
598 MISC CHEMICAL PRODS NES	1 082	406	102	661 CEMENT ETC BUILDING PROD	5 000	101	47
628 RUBBER ARTICLES NES	61	236	127	663 CTH NONMETAL MINERAL MFS	941	124	56
641 PAPER AND PAPERBOARD	706	285	42	673 IRON AND STEEL SHAPES	4 177	338	162
642 ARTICLES OF PAPER ETC	98	88	212	675 IRON,STEEL HOOP,STRIP	161	74	34
661 CEMENT ETC BUILDING PROD	19 231	492	34	677 IRN,STL WIRE EXCL W ROD	511	67	30
662 CLAY,REFRACTORY BLDG PRD	302	73	74	678 IRON,STL TUBES,PIPES,ETC	188	112	48
664 GLASS	883	174	1 060	691 STRUCTURES AND PARTS NES	416	1 213	502
674 IRN,STL UNIV,PLATE,SHEET	17 704	2 474	84	692 METAL TANKS,BOXES,ETC	102	83	32
675 IRON,STEEL HOOP,STRIP	996	183	45	695 TOOLS	32	153	69
677 IRN,STL WIRE EXCL W ROD	572	93	541	697 BASE MTL HOUSEHOLD EQUIP	197	192	84
678 IRON,STL TUBES,PIPES,ETC	1 640	1 242					



GROUP DESCRIPTION	DT = 100 KG	1 000 DM	1 000 \$	GROUP DESCRIPTION	DT = 100 KG	1 000 DM	1 000 \$
699 OTHER METAL MANUFACTURES	80	191	90	658 TEXTILE ARTICLES NES	12	73	35
700 INDUSTRIAL PLANT, CHAF 34	17	127	54	662 CLAY, REFRACTORY ELDG PRD	594	66	31
713 INTRNL CORBUS FISTN ENGN	5 222	1 989	886	663 OTH NONMETAL MINERAL MFS	545	199	89
716 ROTATING ELECTRIC PLANT	100	756	302	664 GLASS	288	70	31
722 TRACTORS NON-ROAD	195	179	72	665 GLASSWARE	939	574	249
724 TEXTILE, LEATHER MACHNRY	42	101	46	674 IRN, STL UNIV, PLATE, SHEET	3 322	563	248
728 OTH MACHY FOR SPCL INDUS	491	2 892	1 245	675 IRGN, STEEL HOOP, STRIP	111	140	64
736 MACHINE TOOLS FOR METAL	35	79	35	677 IRN, STL WIRE EXCL W ROD	2 238	395	159
741 HEATING, COOLING EQUIPMNT	92	362	151	678 IRGN, STL TUBES, PIPES, ETC	825	201	88
742 PUMPS FOR LIQUIDS ETC	4	115	52	679 IRN, STL CASTINGS UNWORKE	1 000	88	39
743 PUMPS NES, CENTRIFUGES ETC	53	100	44	681 SILVER, PLATINUM, ETC	2	92	40
744 MECHANICAL HANDLING EQU	872	327	140	682 COPPER EXC CEMENT COPPER	271	408	177
745 NONELEC MACHY, TOOLS NES	195	1 389	566	684 ALUMINIUM	105	150	71
749 NONELEC MACH PTS, ACC NES	202	843	369	691 STRUCTURES AND PARTS NES	91	153	73
751 OFFICE MACHINES	121	575	262	692 METAL TANKS, BOXES, ETC	134	243	108
763 SOUND RECORDRS, PHONOGRPH	7	224	95	693 WIRE PRODUCTS NON ELECTR	1 027	1 098	480
764 TELECOM EQPT, PTS, ACC NES	70	3 449	1 494	694 STL, COPPR NAILS, NUTS, ETC	95	81	36
772 SWITCHGEAR ETC F PTS NES	738	1 974	912	695 TOOLS	66	105	44
773 ELECTR DISTRIBUTING MACH	306	998	467	696 CUTLERY	40	384	166
778 ELECTRICAL MACHINERY NES	86	394	170	697 BASE MTL HOUSEHOLD EQUIP	94	137	65
781 PASS MOTOR VEH EXC BUSES	314	732	325	699 OTHER METAL MANUFACTURES	547	688	303
782 LORRIES, SPCL MTR VEH NES	42	136	67	713 INTRNL CORBUS FISTN ENGN	2 145	614	272
784 MOTOR VEHCL PTS, ACC NES	174	530	232	714 ENGINES & MOTORS NES	3	273	115
801 INDUSTRIAL PLANT, CHAP 90	46	938	395	716 ROTATING ELECTRIC PLANT	326	694	336
802 INDUSTRIAL PLANT, CHAP 94	34	301	127	718 OTH POWER GENERATG MACHY	41	321	144
812 PLUMB, HEATING, LGHTNG EQU	24	221	89	724 TEXTILE, LEATHER MACHNRY	1 101	2 844	1 226
821 FURNITURE	1 538	2 887	1 053	726 PRINTG, BKBINDG MACHY, PTS	394	394	179
842 MENS OUTERWEAR NOT KNIT	13	111	48	728 OTH MACHY FOR SPCL INDUS	1 472	2 197	951
874 MEASURING, CONTROLLNG INSTR	4	245	107	736 MACHINE TOOLS FOR METAL	565	468	202
881 PHOTO APPAR & EQUIPT NES	13	74	30	741 HEATING, COOLING EQUIPMNT	86	362	156
892 PRINTED MATTER	88	176	79	742 PUMPS FOR LIQUIDS ETC	126	401	179
893 ARTICLES OF PLASTIC NES	59	96	43	743 PUMPS NES, CENTRIFUGES ETC	157	941	415
898 MUSICAL INSTRUMENTS, PTS	19	73	32	744 MECHANICAL HANDLING EQU	63	162	68
				745 NONELEC MACHY, TOOLS NES	108	287	124
				749 NONELEC MACH PTS, ACC NES	153	351	159
				751 OFFICE MACHINES	32	172	75
				763 SOUND RECORDRS, PHONOGRPH	12	601	278
				764 TELECOM EQPT, PTS, ACC NES	10	419	194
				771 ELECTRIC POWER MACHY NES	4 492	2 169	953
				772 SWITCHGEAR ETC & PTS NES	1 358	1 532	667
				773 ELECTR DISTRIBUTING MACH	7 394	4 530	2 029
				775 HOUSEHOLD TYPE EQUIP NES	48	72	30
				776 TRANSISTORS, VALVES, ETC	4	362	167
				778 ELECTRICAL MACHINERY NES	333	1 276	558
				781 PASS MOTOR VEH EXC BUSES	132	168	74
				782 LORRIES, SPCL MTR VEH NES	32 647	3 567	1 572
				783 ROAD MOTOR VEHICLES NES	6 813	638	284
				784 MOTOR VEHCL PTS, ACC NES	5 725	753	328
				786 VEH NES NONMOTR, TRAILERS	121	102	44
				812 PLUMB, HEATING, LGHTNG EQU	3 850	4 215	1 922
				843 WOMENS OUTERWEAR NONKNIT	28	160	74
				851 FOOTWEAR	73	303	137
				871 OPTICAL INSTRUMENTS	18	263</	

## 7 IMPORTS AND EXPORTS (SPECIAL TRADE) BY COUNTRIES OF PRODUCTION AND CONSUMPTION AND BY GROUPS OF THE SITC-REV. II 1981

GROUP DESCRIPTION	DT = 100 KG	1 000 DM	1 000 \$	GROUP DESCRIPTION	DT = 100 KG	1 000 DM	1 000 \$
845 OUTERWEAR KNIT NONELASTIC	1 935	3 057	1 425	716 ROTATING ELECTRIC PLANT	803	2 269	1 007
846 UNDERWEAR KNITTED	2 739	4 213	1 884	721 AGRIC MACHV, EXC TRACTORS	305	283	124
847 TXTL CLTHNG ACCESSRY NES	1 942	2 322	1 055	722 TRACTORS NON-ROAD	12 398	17 874	7 965
848 HEADGEAR, NONTXTL CLOTHNG	5 051	19 455	8 770	723 CIVIL ENGINEERNG EQUIP ETC	1 739	2 360	1 051
851 FOOTWEAR	4 875	3 696	1 686	724 TEXTILE, LEATHER MACHNRY	25 629	43 616	19 475
872 MEDICAL INSTRUMENTS NES	886	7 788	3 446	725 PAPER ETC MILL MACHINERY	677	2 515	1 096
874 MEASURING, CONTROLLING INSTR	1	281	117	726 PRINTG, BKBINDG MACHV, PTS	3 254	9 538	4 206
894 TOYS, SPORTING GOODS, ETC	3 338	8 310	3 680	727 FOOD MACHRY NON-DOMESTIC	302	1 869	849
897 GOLD, SILVER WARE, JEWELRY	45	71	31	728 OTH MACHRY FOR SPCL INDUS	5 670	13 919	6 336
898 MUSICAL INSTRUMENTS, PTS	59	145	67	736 MACHINE TOOLS FOR METAL	4 645	12 816	5 709
899 OTHER MANUFACTURED GOODS	24	119	52	737 METALWORKING MACHNRY NES	158	1 158	542
941 ZOO ANIMALS, PETS	8	70	30	741 HEATING, COOLING EQUIPMNT	1 093	5 087	2 253
				742 PUMPS FOR LIQUIDS ETC	1 536	3 478	1 543
EXPORTS	3 331 822	667 101	296 167	743 PUMPS NES, CENTRIFUGES ETC	1 293	6 469	2 850
001 LIVE ANIMALS	46	619	274	744 MECHANICAL HANDLING EQU	2 615	3 075	1 406
022 MILK AND CREAM	83 293	17 561	8 124	745 NONELEC MACHV, TOOLS NES	1 344	4 801	2 106
023 BUTTER	2 500	2 059	896	749 NONELEC MACH PTS, ACC NES	2 520	7 270	3 244
041 WHEAT ETC UNMILLED	119 993	6 096	2 631	751 OFFICE MACHINES	483	1 896	852
061 SUGAR AND HONEY	20 266	2 270	970	752 AUTOMATIC DATA PROC EQUIP	144	1 681	748
073 CHOCOLATE AND PRODUCTS	200	104	46	759 OFFICE & ADP MCH PTS, ACC	13	206	90
081 FEEDING STUFF FOR ANMLs	1 269	329	145	761 TELEVISION RECEIVERS	19	95	42
098 EDIBLE PRODUCTS, PREPS NES	241	109	50	763 SOUND RECORDRS, PHONOGRPH	6	220	100
112 ALCOHOLIC BEVERAGES	596	92	40	764 TELECOM EQPT, PTS, ACC NES	1 011	24 669	11 193
233 RUBBER, SYNTHETIC, RECLAIMD	27 128	4 925	2 224	771 ELECTRIC POWER MACHV NES	12 323	9 889	4 331
266 SYNTHETIC FIBRE TO SPIN	11 693	4 515	2 002	772 SWITCHGEAR ETC & PTS NES	3 677	15 354	6 752
267 OTHER MAN-MADE FIBRES	9 345	2 279	2 002	773 ELECTR DISTRIBUTING MACH	6 947	4 396	1 983
269 WASTE OF TEXTILE FABRICS	25 512	4 613	1 023	774 ELECTRO-MEDCL, XRAY EQUIP	397	4 284	1 861
278 OTHER CRUDE MINERALS	9 177	1 361	2 027	775 HOUSEHOLD TYPE EQUIP NES	69	161	69
282 IRON AND STEEL SCRAP	429 272	9 370	545	776 TRANSISTORS, VALVES, ETC	12	707	305
287 BASE METAL ORES, CONC NES	2 873	371	4 154	778 ELECTRICAL MACHINERY NES	3 210	5 468	2 425
288 NONFERR METAL SCRAP NES	13 348	1 858	166	781 PASS MOTOR VEH EXC BUSES	3 757	9 613	4 257
291 CRUDE ANIMAL MTRIALS NES	9	69	796	782 LORRIES, SPCL MTR VEH NES	5 753	9 193	4 193
292 CRUDE VEG MATERIALS NES	907	677	31	783 ROAD MOTOR VEHICLES NES	330	770	359
334 PETROLEUM PRODUCTS, REFIN	8 648	2 375	293	784 MOTOR VEHCL PTS, ACC NES	1 257	3 354	1 500
335 RESIDUAL PETRLM PROD NES	26 259	3 371	1 029	786 VEH NES NONMOTR, TRAILERS	305	361	161
431 PROCESD ANML VEG OIL, ETC	825	246	1 508	791 RAILWAY VEHICLES	7 718	4 361	1 954
511 HYDROCARBONS NES, DERIVS	6 211	1 362	105	792 AIRCRAFT	14	1 642	733
512 ALCOHOLS, PHENOLS, ETC	6 758	1 710	605	793 SHIPS AND BOATS	783 240	27 852	12 593
513 ORGANIC ACIDS, ETC	32 730	7 505	748	812 PLUMB, HEATING, LGHTNG EQU	372	1 124	498
514 NITROGEN-FUNCTN COMPOUNDS	4 791	3 182	3 313	821 FURNITURE	164	935	412
515 ORG-INORG COMPOUNDS ETC	2 931	15 945	1 383	846 UNDERWEAR KNITTED	96	744	328
516 OTHER ORGANIC CHEMICALS	2 771	1 295	7 048	848 HEADGEAR, NONTXTL CLOTHNG	25	88	36
522 INORG ELEMNTS, OXIDES, ETC	45 916	6 824	554	871 OPTICAL INSTRUMENTS	110	2 312	1 014
523 OTHR INORGANIC CHEMICALS	44 625	6 939	3 040	872 MEDICAL INSTRUMENTS NES	693	3 461	1 518
531 SYNT DYE, NAT INDGO, LAKES	5 551	11 265	3 065	873 METERS & COUNTERS NES	104	809	365
532 DYES NES, TANNING PRODS	27 331	5 397	4 965	874 MEASURING, CONTROLLING INSTR	621	9 134	4 056
533 PIGMENTS, PAINTS, ETC	8 613	4 234	2 366	881 PHOTO APPAR & EQUIPT NES	179	1 350	598
541 MEDICINAL ETC PRODUCTS	6 934	29 229	1 846	882 PHOTO, CINEMA SUPPLIES	1 655	3 127	1 387
551 ESSENTL OIL, PERFUME, ETC	264	863	12 898	884 OPTICAL GOODS NES	7	204	91
553 PERFUMERY, COSMETICS, ETC	19	79	385	885 WATCHES AND CLOCKS	29	93	38
554 SOAPS, CLEANING ETC, PREPS	7 444	2 148	34 892	892 PRINTED MATTER	421	858	382
562 FERTILIZERS MANUFACTURED	240 106	9 805	956	893 ARTICLES OF PLASTIC NES	4 461	3 663	1 600
572 EXPLOSIVES, PYROTECH PROD	34 4	120	4 245	894 TOYS, SPORTING GOODS, ETC	154	365	162
582 PROD OF CONDENSATION ETC	34 337	7 526	51	895 OFFICE SUPPLIES NES	400	1 145	506
583 PROD OF POLYMERIZING ETC	39 246	9 466	3 332	897 GOLD, SILVER WARE, JEWELRY	20	2 995	1 395
584 CELLULOSE DERIVATIVES ETC	2 261	1 422	4 256	898 MUSICAL INSTRUMENTS, PTS	94	139	62
585 PLASTIC MATERIALS NES	1 184	604	623	899 OTHER MANUFACTURED GOODS	16	480	203
591 PESTICIDES, DISINFECTANTS	7 110	8 257	278	951 WAR FIREARMS, AMMUNITION	16	78	37
592 STARCH, INULIN, GLUTEN, ETC	3 198	897	3 649				
598 MISC CHEMICAL PRODS NES	33 276	8 474	3 735	INDIA			
611 LEATHER	690	182	81	IMPORTS	2 954 628	1 278 572	572 110
612 LEATHER ETC MANUFACTURES	140	414	186				
621 MATERIALS OF RUBBER	532	481	210	011 MEAT FRESH, CHILLD, FROZEN	2 423	2 159	984
625 RUBBER TYRES, TUBES	3 189	1 074	485	014 MEAT PREPD, PRSVD, NES ETC	335	986	412
628 RUBBER ARTICLES NES	499	681	297	036 SHELL FISH FRESH, FROZEN	1 358	2 104	909
634 VENEERS, PLYWOOD, ETC	624	195	88	042 RICE	24 591	2 802	1 251
635 WOOD MANUFACTURES NES	58	90	39	054 VEG ETC FRSH, SMPLY PRSVD	36 175	6 062	2 641
641 PAPER AND PAPERBOARD	32 580	4 956	2 166	056 VEGETABLES ETC PRSVD, PREPD	3 489	1 252	552
642 ARTICLES OF PAPER ETC	1 612	837	365	057 FRUIT, NUTS, FRESH, DRIED	5 078	5 008	2 242
651 TEXTILE YARN AND THREAD	25 677	20 845	9 115	058 FRUIT PRESERVED, PREPARED	4 654	1 227	547
653 WOVN MAN-MADE FIB FABRIC	1 769	1 940	872	071 COFFEE AND SUBSTITUTES	37 724	22 285	9 699
657 SPECIAL TEXTILE ETC PROD	1 404	2 455	1 084	072 COCOA	2 541	1 289	570
658 TEXTILE ARTICLES NES	317	855	394	074 TEA AND MATE	59 655	47 510	21 263
661 CEMENT ETC BUILDING PROD	14 707	343	149	075 SPICES	9 165	2 447	1 089
662 CLAY, REFRACTORY BLDG PRD	21 486	2 649	1 163	081 FEEDING STUFF FOR ANMLs	1 516 578	49 500	22 482
663 OTH NONMETAL MINERAL MFS	6 990	3 350	1 497	098 EDIBLE PRODUCTS, PREPS NES	644	292	127
664 GLASS	1 389	631	282	121 TOBACCO UNMNFCTRD, REFUSE	2 904	1 764	771
665 GLASSWARE	2 280	1 533	666	211 HIDES, SKINS, UNDRRESSED	18	456	191
671 PIG IRON ETC	4 098	219	97	212 FUR SKINS UNDRRESSED	124	2 043	936
672 IRON, STL PRIMARY FORMS	137 345	7 701	3 453	222 SEEDS FOR SOFT*FIXED OIL	8 967	2 468	1 081
673 IRON AND STEEL SHAPES	109 744	10 633	4 683	223 SEEDS FOR OTH FIXED OILS	7 293	1 950	875
674 IRN, STL UNIV, PLATE, SHEET	487 614	37 038	16 239	248 WOOD SHAPED	1 689	911	405
675 IRON, STEEL HOOP, STRIP	22 592	2 503	1 084	263 COTTON	16 928	5 532	2 708
676 RAILWAY RAILS ETC IRN, STL	25 599	684	294	264 JUTE, OTH TEX BAST FIBRES	5 884	474	210
677 IRN, STL WIRE CXCL W ROD	590	233	103	268 WOOL (EXC TOPS), ANML HAIR	93	93	41
678 IRON, STL TUBES, PIPES, ETC	168 639	18 400	8 005	273 STONE, SAND AND GRAVEL	102 061	4 255	1 861
679 IRN, STL CASTINGS UNWORKE	85	83	38	278 OTHER CRUDE MINERALS	56 904	3 626	1 610
681 SILVER, PLATINUM, ETC	4	123	53	281 IRON ORE, CONCENTRATES	40 271	255	112
682 COPPER EXC CEMENT COPPER	7 877	4 309	1 967	287 BASE METAL ORES, CONC NES	309 401	3 451	1 631
683 NICKEL	90	276	123	289 PREC METAL ORE, WASTE NES		714	293
684 ALUMINIUM	8 388	4 991	2 232	291 CRUDE ANIMAL MTRIALS NES	28 502	4 395	1 932
691 STRUCTURES AND PARTS NES	3 622	830	392	292 CRUDE VEG MATERIALS NES	116 788	27 060	11 900
692 METAL TANKS, BOXES, ETC	4 481	709	318	424 FIXED VEG OIL NONSOFT	312	87	42
693 WIRE PRODUCTS NON ELECTR	648	519	233	431 PROCESD ANML VEG OIL, ETC	259	90	39
694 STL, COPPR NAILS, NUTS, ETC	186	386	170	511 HYDROCARBONS NES, DERIVS	113	230	103
695 TOOLS	1 173	2 967	1 310	513 ORGANIC ACIDS, ETC	370	490	217
696 CUTLERY	12	72	32	514 NITROGEN-FUNCTN COMPOUNDS	2 428	3 212	1 456
697 BASE MTL HOUSEHOLD EQUIP	450	528	228	515 ORG-INORG COMPOUNDS ETC	383	1 638	744
699 OTHER METAL MANUFACTURES	7 143	6 216	2 770	516 OTHER ORGANIC CHEMICALS	186	551	246
700 INDUSTRIAL PLANT, CHAF 84	39	385	192	523 OTHR INORGANIC CHEMICALS	5 905	1 314	589
711 STEAM BOILERS & AUX PLNT	384	662	289	531 SYNT DYE, NAT INDGO, LAKES	1 286	2 573	1 143
712 STEAM ENGINES, TURBINES	143	2 034	911	541 MEDICINAL ETC PRDCTS	1 219	2 074	906
713 INTRNL COM-OS PISTN ENGN	1 417	4 867	2 114	551 ESSENTL OIL, PERFUME, ETC	303	1 336	590
714 ENGINES & MOTORS NES	52	1 611	663	553 PERFUMERY, COSMETICS, ETC	509	603	264

7 IMPORTS AND EXPORTS (SPECIAL TRADE) BY COUNTRIES OF PRODUCTION AND CONSUMPTION AND BY GROUPS OF THE SITC-REV. II 1981

GROUP DESCRIPTION	DT = 100 KG	1 000 DM	1 000 \$	GROUP DESCRIPTION	DT = 100 KG	1 000 DM	1 000 \$
542 PROD OF CONDENSATION ETC	928	322	141	515 ORG-INORG COMPOUNDS ETC	9 770	14 052	6 206
591 PESTICIDES,DISINFECTANTS	95	147	64	516 OTHER ORGANIC CHEMICALS	15 993	14 486	6 471
598 MISC CHEMICAL PRODS NES	2 789	806	349	522 INORG ELEMNTS,OXIDES,ETC	28 320	8 500	3 772
611 LEATHER	14 524	80 768	35 987	523 OTHR INORGANIC CHEMICALS	43 552	11 297	5 043
612 LEATHER ETL MANUFACTURES	3 771	14 501	6 471	524 RADIOACTIVE ETC MATERIAL		132	54
613 FUR SKINS TANNED,DRESSED	7	82	38	531 SYNT DYE,NAT INDEGO,LAKES	3 042	11 200	4 928
623 RUBBER ARTICLES NES	1 081	660	302	532 DYES NES,TANNING PRODS	5 412	1 436	635
634 VENEERS,PLYWOOD,ETC	1 067	1 607	703	533 FIGMENTS,PAINTS,ETC	15 040	5 498	2 387
635 WOOD MANUFACTPES NES	4 990	3 868	1 711	541 MEDICINAL ETC PPODUCTS	2 363	10 678	4 818
642 ARTICLES OF PAPER ETC	130	300	134	551 ESSENTL OIL,PERFLME,ETC	420	1 352	614
651 TEXTILE YARN AND THREAD	20 916	5 629	2 483	554 SOAPS,CLEANING ETC PREPS	17 656	4 710	2 069
652 COTTON FABRICS,WOVEN	34 251	27 679	12 494	562 FERTILIZERS MANUFACTURED	3 586 921	105 695	48 062
653 WOVN MAN-MADE FIB FABRIC	199	372	170	572 EXPLOSIVES,PYROTECH PROD	404	503	219
654 OTH WOVN TEXTILE FABRIC	20 207	19 919	8 931	582 PROD OF CONDENSATION ETC	40 726	15 840	7 003
656 LACE,RIBBONS,TULLE,ETC	380	1 252	552	583 PROD OF POLYMERIZING ETC	29 809	8 220	3 668
657 SPECIAL TEXTILE ETC PROD	120	180	76	584 CELLULOSE DERIVATIVES ETC	2 204	939	412
658 TEXTILE ARTICLES NES	77 098	47 803	21 396	585 PLASTIC MATERIALS NES	83	394	177
659 FLOOR COVERINGS ETC	94 488	292 636	131 364	591 PESTICIDES,DISINFECTANTS	1 024	689	303
661 CEMENT ETC BUILDING PROD	77 847	2 992	1 370	592 STARCH,INULIN,GLUTEN,ETC	392	514	227
663 OTH NONMETAL MINERAL MFS	263	1 111	487	596 PISC CHEMICAL PRODS NES	55 795	21 863	9 729
665 GLASSWARE	6 104	4 046	1 820	612 LEATHER ETC MANUFACTURES	62	115	52
666 POTTERY	162	192	89	621 PATERIALS OF RUBBER	326	492	218
667 PEARL,PREC-,SEMI-P STONE	199	47 480	21 173	628 RUBBER ARTICLES NES	5 729	6 334	2 784
678 IRON,STL TUBES,PIPFES,ETC	396	38	38	634 VENEERS,PLYWOOD,ETC	337	179	80
679 IRN,STL CASTINGS UNWORKE	3 876	345	154	641 PAPER AND PAPERBOARD	55 036	15 605	6 856
684 ALUMINIUM	795	370	156	642 ARTICLES OF PAPER ETC	1 423	1 550	691
694 STL,COPPR NAILS,NUTS,ETC	7 310	1 484	675	651 TEXTILE YARN AND THREAD	20 760	11 514	5 129
695 TOOLS	23 263	14 129	6 245	653 WOVN MAN-MADE FIB FABRIC	96	180	80
696 CUTLERY	52	77	34	655 KNIT ETC FABRICS	31	70	31
697 BASE MTL HOUSEHOLD EQUIP	13 944	21 231	9 408	656 LACE,RIBBONS,TULLE,ETC	22	85	38
699 OTHER METAL MANUFACTURES	4 464	4 802	2 160	657 SPECIAL TEXTILE ETC PROD	4 088	7 359	3 193
713 INTRNL COMBUS FJSTN ENGN	1 428	3 363	1 469	658 TEXTILE ARTICLES NES	181	340	153
714 ENGINES & MOTORS NES	81	954	409	662 CLAY,REFRACTORY BLDG PRD	4 777	1 264	572
724 TEXTILE,LEATHER MACHNRY	103	463	206	663 OTH NONMETAL MINERAL MFS	8 855	8 770	3 936
727 FOOD MACHFY NON-DOMESTIC	165	145	60	664 GLASS	11 834	1 460	1 985
736 MACHINE TOOLS FOR METAL	5 233	1 189	1 407	665 GLASSWARE	218	1 403	464
741 HEATING,COOLING EQUIPMNT	103	116	51	667 PEARL,PREC-,SEMI-P STONE	129	3 435	1 497
742 PUMPS FOR LIQUIDS ETC	2 977	8 408	3 732	671 PIG IRON ETC	62 129	4 600	1 966
744 MECHANICAL HANDLING EQU	2 157	829	372	672 IRON,STL PRIMARY FORMS	1 426 140	90 521	39 199
745 NONELEC MACHY,TOOLS NES	49	270	125	673 IRON AND STEEL SHAPES	872 587	72 995	31 754
749 NONELEC MACH PTS,ACC NES	2 670	2 849	1 255	674 IRN,STL UNIV,PLATE,SHEET	3 844 233	308 154	135 468
752 AUTOMATIC DATA PROC EQUIP	21	231	104	675 IRON,STEEL HOOP,STRIP	138 104	24 985	10 844
764 TELECOM EQPT,PTS,ACC NES	476	1 021	465	676 RAILWAY RAILS ETC IRN,STL	116 154	8 947	3 803
771 ELECTRIC POWER MACHY NES	240	284	128	677 IRN,STL WIRE EXCL W ROD	11 918	4 077	1 823
772 SWITCHGEAR ETC & PTS NES	261	970	430	678 IRON,STL TUBES,PIPFES,ETC	331 436	66 057	28 741
773 ELECTR DISTRIBUTING MACH	36	211	92	679 IRN,STL CASTINGS UNWORKE	2 070	1 818	800
776 TRANSISTORS,VALVES,ETC	41	328	153	681 SILVER,PLATINUM,ETC	42	2 095	932
778 ELECTRICAL MACHINERY NES	1 251	622	276	682 COPPER EXC CEMENT COPPER	35 662	18 253	8 075
784 MOTOR VEHCL PTS,ACC NES	603	417	184	683 NICKEL	2 026	4 271	1 903
785 MOTOR & OTHER CYCLES ETC	4 431	3 672	1 672	684 ALUMINIUM	2 122	2 415	1 072
792 AIRCRAFT	19	612	279	686 ZINC	191	96	42
812 PLUMBING,HEATING,LIGHTING EQU	2 094	3 426	1 510	687 TIN	41	169	78
921 FURNITURE	1 789	1 475	650	689 NON-FER BASE METALS NES	239	2 878	1 277
831 TRAVEL GOODS,HANDBAGGS	3 760	15 563	6 932	691 STRUCTURES AND PARTS NES	1 719	1 121	495
842 MENS OUTERWEAR NOT KNIT	4 275	15 362	6 915	692 METAL TANKS,BOXES,ETC	813	939	408
843 WOMENS OUTERWEAR NONKNIT	40 861	247 167	110 638	693 WIRE PRODUCTS NON ELECTR	328	603	270
844 UNDERWEAR NOT KNIT	7 481	32 844	14 710	694 STL,COPPR NAILS,NUTS,ETC	393	1 419	624
845 OUTERWEAR KNIT NONELASTC	2 148	9 550	4 248	695 TOOLS	1 411	8 300	3 693
846 UNDERWEAR KNITTED	2 728	11 019	5 049	699 OTHER METAL MANUFACTURES	9 579	10 161	4 478
847 TXTL CLTHNG ACCESSRY NES	5 272	24 307	10 850	700 INDUSTRIAL PLANT,CHAP 84	5 342	10 575	4 860
848 HEADGEAR,NONTXTL CLOTHNG	8 829	34 694	15 612	703 INDUSTRIAL PLANT,CHAP 95	1 631	15 533	6 592
851 FOOTWEAR	3 189	5 361	2 448	711 STEAM BOILERS & AUX PLNT	2 027	2 810	1 307
872 MEDICAL INSTRUMENTS NES	17	143	64	712 STEAM ENGINES,TURBINES	27 165	99 967	44 606
874 MEASURING,CONTROLLING INSTR	76	487	219	713 INTRNL COMBUS FJSTN ENGN	11 560	26 765	12 037
881 PHOTO APPAR & EQUIPT NES	727	4 696	2 092	714 ENGINES & MOTORS NES	9 582	38 978	16 957
882 PHOTO,CINEMA SUPPLIES	50	113	48	716 ROTATING ELECTRIC PLANT	12 425	39 933	17 727
885 WATCHES AND CLOCKS	8	74	32	718 OTH POWER GENERATG MACHY	528	2 142	941
892 PRINTED MATTER	130	372	164	721 AGRIC MACHY,EXC TRACTORS	4 022	3 339	1 418
894 TOYS,SPORTING GOODS,ETC	4 758	9 669	4 317	722 TRACTORS NON-ROAD	1 651	1 684	766
896 WORKS OF ART ETC	191	1 459	637	723 CIVIL ENGINEERG EQUIP ETC	16 159	24 246	10 745
897 GOLD,SILVER WARE,JEWELRY	391	4 490	1 967	724 TEXTILE,LEATHER MACHNRY	21 648	63 752	28 316
898 MUSICAL INSTRUMENTS,PTS	147	256	108	725 PAPER ETC MILL MACHINRY	22 450	15 551	6 758
899 OTHER MANUFACTURED GOODS	1 143	3 037	1 366	726 PRINTG,BKBINDG MACHY,PTS	3 820	11 282	5 011
941 ZOO ANIMALS,PETS	38	226	101	727 FOOD MACHRY NON-DOMESTIC	554	1 772	793
951 WAR FIREARMS,AMMUNITION	557	495	216	728 OTH MACHY FOR SFCL INDS	28 451	67 593	30 241
961 COIN NONGOLD,NONCURRENT	9	264	116	736 MACHINE TOOLS FOR METAL	35 659	120 831	53 230
				737 METALWORKING MACHNRY NES	7 998	14 924	6 558
EXPORTS	13 223 620	2 249 369	996 178	741 HEATING,COOLING EQUIPMNT	10 263	33 373	15 178
022 MILK AND CREAM	478 283	103 079	46 766	742 PUMPS FOR LIQUIDS ETC	4 445	21 553	9 621
023 BUTTER	32 773	26 083	11 331	743 PUMPS NES,CENTRIFUGES ETC	6 389	27 950	12 498
054 VEG ETC FRSH,SMPLY PRSVD	614	1 335	591	744 MECHANICAL HANDLING EQU	20 550	33 391	14 973
061 SUGAR AND HONEY	33 819	4 662	1 943	745 NONELEC MACHY,TOOLS NES	1 410	7 444	3 305
112 ALCOHOLIC BEVERAGES	1 042	176	81	751 OFFICE MACHINES	36	251	108
233 RUBBER,SYNTHETIC,RECLAIMD	37 865	10 635	4 755	752 AUTOMATIC DATA PROC EQUIP	411	4 407	1 854
248 WOOD SHAPED	1 372	139	63	759 OFFICE & ADP MCH PTS,ACC	114	1 338	595
251 PULP AND WASTE PAPER	1 185	263	112	761 TELEVISION RECEIVERS	14	103	44
266 SYNTHETIC FIBRE TO SPIN	1 686	771	335	763 SOUND RECORDRS,PHONOGRPH	21	1 004	423
267 OTHER MAN-MADE FIBRES	1 149	451	198	764 TELECOM EQPT,PTS,ACC NES	175	3 760	1 656
269 WASTE OF TEXTILE FABRICS	2 357	321	147	771 ELECTRIC POWER MACHY NES	911	3 385	1 520
274 SULPHUR ETC	2 555	585	262	772 SWITCHGEAR ETC & PTS NES	4 097	26 181	11 509
277 NATURAL ABSORBS NES		66	31	773 ELECTR DISTRIBUTING MACH	4 646	5 356	2 359
278 OTHER CRUDE MINERALS	3 230	512	224	774 ELECTRO-MEDCL,XRAY EQUIP	483	6 351	2 751
282 IRON AND STEEL SCRAP	365 796	8 979	3 911	775 HOUSEHOLD TYPE EQUIP NES	53	426	186
287 BASE METAL ORES,CONC NES	8 193	1 096	493	776 TRANSISTORS,VALVES,ETC	118	4 450	1 971
288 NONFERR METAL SCRAP NES	26 256	7 702	3 324	778 ELECTRICAL MACHINERY NES	2 808	14 459	6 426
292 CRUDE VEG MATERIALS NES	1 426	3 437	1 484	781 PASS MOTOR VEH EXC BUSES	2 140	4 769	2 101
334 PETROLEUM PRODUCTS,REFIN	17 448	4 895	2 137	782 LORRIES,SPCL MTR VEH NES	2 069	4 493	2 008
335 RESIDUAL PETRLM PROD NES	14 005	2 535	1 082	783 ROAD MOTOR VEHICLES NES	1 141	1 598	787
423 FIXED VEG OILS,SOFT	1 925	241	111	784 MOTOR VEHCL PTS,ACC NES	13 807	21 257	9 409
431 PROCESD ANML VEG OIL,ETC	5 419	857	414	791 RAILWAY VEHICLES	477	1 838	837
511 HYDROCARBONS NES,DERIVS	16 781	2 643	1 179	792 AIRCRAFT	28	1 621	719
512 ALCOHOLS,FENOLS,ETC	150 730	29 992	13 357	793 SHIPS AND BOATS	722 088	24 713	11 226
513 ORGANIC ACIDS,ETC	78 849	18 053	8 076	801 INDUSTRIAL PLANT,CHAP 90	9	127	60
514 NITROGEN-FUNCTN COMPOUNDS	32 495	26 184	11 631	812 PLUMBING,HEATING,LIGHTING EQU	385	447	196

7 IMPORTS AND EXPORTS (SPECIAL TRADE) BY COUNTRIES OF PRODUCTION AND CONSUMPTION AND BY GROUPS OF THE SITC-REV. II 1981

GROUP DESCRIPTION	DT = 100 K6	1 000 DM	1 000 \$	GROUP DESCRIPTION	DT = 100 K6	1 000 DM	1 000 \$
821 FURNITURE	264	707	313	743 PUMPS NES,CENTRFLGES ETC	198	1 078	484
847 TXTL CLTHNG ACCESSRYS NES	3	74	31	744 MECHANICAL HANDLING EQU	1 000	1 693	774
871 OPTICAL INSTRUMENTS	72	1 442	1 544	745 NONELEC MACHY,TOOLS NES	732	1 721	518
872 MEDICAL INSTRUMENTS NES	331	8 399	3 725	749 NONELEC MACH PTS,ACC NES	367	1 613	711
873 METERS & COUNTERS NES	89	2 017	882	751 OFFICE MACHINES	90	317	140
874 MEASURNG,CONTROLLNG INSTR	5 753	68 537	30 300	761 TELEVISION RECEIVERS	11	120	56
881 PHOTO APPAR & EQUIPT NES	394	6 241	2 754	763 SOUND RECORDRS,PHONOGRPH	2	136	61
882 PHOTO,CINEMA SUPPLIES	1 058	5 946	2 673	764 TELECOM EQPT,PTS,ACC NES	551	5 876	2 744
884 OPTICAL GOODS NES	308	10 781	4 869	771 ELECTRIC POWER MACHY NES	376	974	419
885 WATCHES AND CLOCKS	215	3 624	1 623	772 SWITCHGEAR ETC & PTS NES	317	1 608	714
892 PRINTED MATTER	1 597	5 052	2 235	773 ELECTR DISTRIBUTING MACH	336	564	259
893 ARTICLES OF PLASTIC NES	705	2 146	946	774 ELECTRO-MEDCL,XRAY EQUIP	103	1 313	583
894 TOYS,SPORTING GOODS,ETC	133	544	251	778 ELECTRICAL MACHINERY NES	316	1 089	460
895 OFFICE SUPPLIES NES	543	1 013	450	781 PASS MOTOR VEH EXC BUSES	428	1 036	467
897 GOLD,SILVER WARE,JEWELRY	5	125	54	782 LORRIES,SPCL MTR VEH NES	367	686	283
898 MUSICAL INSTRUMENTS,PTS	89	562	253	784 MOTOR VEHCL PTS,ACC NES	98	531	235
899 OTHER MANUFACTURED GOODS	102	553	244	786 VEH NES NONMOTR,TRAILERS	179	391	157
951 WAR FIREARMS,AMMUNITION	2	82	36	791 RAILWAY VEHICLES	2 812	7 522	3 333
971 GOLD,NON MONETARY NES	1	262	122	792 AIRCRAFT	4	95	42
BANGLADESH				812 PLUMBGB,HEATING,LEHTNG EQU	37	122	55
IMPORTS				872 MEDICAL INSTRUMENTS NES	34	834	362
011 MEAT FRESH,CHILLD,FROZEN	2 376	2 059	921	874 MEASURNG,CONTROLLNG INSTR	65	977	437
036 SHELL FISH FRESH,FROZEN	1 923	3 685	1 645	881 PHOTO APPAR & EQUIPT NES	17	196	83
074 TEA AND MATE	3 405	1 994	893	882 PHOTO,CINEMA SUPPLIES	246	399	172
264 JUTE,OTH TEX BAST FIBRES	65 473	5 497	2 495	892 PRINTED MATTER	166	1 220	543
291 CRUDE ANIMAL MTRIALS NES	629	109	48	893 ARTICLES OF PLASTIC NES	452	315	137
431 PROCESD ANML VEG OIL,ETC	81	76	33	894 TOYS,SPORTING GOODS,ETC	31	100	43
611 LEATHER	209	454	208	895 OFFICE SUPPLIES NES	66	347	149
651 TEXTILE YARN AND THREAD	23 858	5 223	2 323	898 MUSICAL INSTRUMENTS,PTS	11	98	46
654 OTH WOVEN TEXTILE FABRIC	6 601	1 430	653	MALDIVES			
658 TEXTILE ARTICLES NES	39 692	7 788	3 472	IMPORTS			
831 TRAVEL GOODS,HANDBAGS	921	903	397	793 SHIPS AND BOATS	44 523	1 381	585
843 WOMENS OUTERWEAR NONKNIT	32	159	68	EXPORTS			
844 UNDERWEAR NOT KNIT	142	474	223	046 WHEAT ETC MEAL OR FLOUR	11 959	529	238
899 OTHER MANUFACTURED GOODS	310	212	93	061 SUGAR AND HONEY	13 000	1 699	796
EXPORTS				553 PERFUMERY,COSMETICS,ETC	67	98	45
022 MILK AND CREAM	47 000	9 700	4 534	691 STRUCTURES AND PARTS NES	53	121	53
041 WHEAT ETC UNMILLED	249 380	12 644	5 238	714 ENGINES & MOTORS NES	11	398	177
061 SUGAR AND HONEY	64 229	5 854	2 572	722 TRACTORS NON-ROAD	952	1 053	468
233 RUBBER,SYNTHETIC,RECLAIMD	611	111	49	743 PUMPS NES,CENTRFLGES ETC	16	89	39
273 STONE,SAND AND GRAVEL	4 105	104	50	744 MECHANICAL HANDLING EQU	441	922	400
274 SULPHUR ETC	13 180	834	364	782 LORRIES,SPCL MTR VEH NES	108	216	96
292 CRUDE VEG MATERIALS NES	123	151	63	786 VEH NES NONMOTR,TRAILERS	180	206	91
334 PETROLEUM PRODUCTS,REFIN	515	135	59	872 MEDICAL INSTRUMENTS NES	24	70	30
335 RESIDUAL PETRLM PROD NES	7 491	987	425	SRI LANKA			
431 PROCESD ANML VEG OIL,ETC	792	185	80	IMPORTS			
511 HYDROCARBONS NES,DERIVS	1 537	423	188	034 FISH FRESH,CHILLED,FROZN	65	760	339
512 ALCOHOLS,PHENOLS,ETC	1 426	308	138	057 FRUIT,NUTS,FRESH,DRIED	36 257	9 986	4 432
513 ORGANIC ACIDS,ETC	7 388	1 919	839	058 FRUIT PRESERVED,PREPARED	9 668	3 026	1 353
514 NITROGEN-FUNCTN COMPOUNDS	1 496	1 639	724	071 COFFEE AND SUBSTITUTES	4 533	1 983	901
515 ORG-INORG COMPOUNDS ETC	808	3 283	1 468	072 COCOA	2 367	901	412
516 OTHER ORGANIC CHEMICALS	363	573	260	074 TEA AND MATE	39 565	29 956	13 446
522 INORG ELEMNTS,OXIDES,ETC	26 475	2 826	1 255	075 SPICES	2 714	1 737	765
523 OTHR INORGANIC CHEMICALS	12 811	2 413	1 042	081 FEEDING STUFF FOR ANML	47 619	1 530	676
531 SYNT DYE,NAT INDOGO,LAKES	1 455	3 807	1 680	082 EDIBLE PRODCTS,PREPS NES	186	302	130
532 DYES NES,TANNING PRODS	7 153	932	409	121 TOBACCO UNMNFCTD,REFUSE	342	205	95
533 PIGMENTS,PAINTS,ETC	2 077	815	353	222 SEEDS FOR SOFT FIXED OIL	435	91	42
541 MEDICINAL ETC PRODUCTS	1 541	9 532	4 288	223 SEEDS FOR OTH FIXED OILS	5 411	551	255
551 ESSENTL OIL,PERFUME,ETC	135	294	58	232 NATURAL RUBBER,GUMS	66 547	17 640	7 882
554 SOAPS,CLEANING ETC PREPS	3 358	1 095	58	247 OTH WOOD ROUGH,SQUARED	595	193	86
582 PROD OF CONDENSATION ETC	5 937	2 483	735	248 WOOD SHAPED	516	338	149
583 PROD OF POLYMERIZING ETC	18 341	4 507	240	265 VEG FIBRE,EXCL COTN JUTE	124 645	10 589	4 724
584 CELLULOSE DERIVATIVES ETC	200	137	363	278 OTHER CRUDE MINERALS	819	310	133
591 PESTICIDES,DISINFECTANTS	1 346	1 684	600	287 BASE METAL ORES,CONC NES	44 985	1 578	697
592 STARCH,INULIN,GLUTEN,ETC	1 154	535	310	291 CRUDE ANIMAL MTRIALS NES	1 678	232	102
598 MISC CHEMICAL PRODS NES	2 791	866	60	292 CRUDE VEG MATERIALS NES	3 174	317	140
641 PAPER AND PAPERBOARD	11 368	1 434	112	424 FIXED VEG OIL NONSOFT	14 966	2 136	946
642 ARTICLES OF PAPER ETC	2 129	700	86	431 PROCESD ANML VEG OIL,ETC	1 497	171	115
657 SPECIAL TEXTILE ETC PROD	22	140	35	551 ESSENTL OIL,PERFUME,ETC	131	392	170
662 CLAY,REFRACTORY BLDG PRD	841	252	130	621 MATERIALS OF RUBBER	259	133	58
663 OTH NONPETAL MINERAL MFS	284	197	192	628 RUBBER ARTICLES NES	823	227	103
664 GLASS	280	77	147	635 WOOD MANUFACTURES NES	146	215	96
665 GLASSWARE	254	294	2 636	651 TEXTILE YARN AND THREAD	1 547	233	104
671 PIG IRON ETC	10 871	429	1 493	653 WOVN MAN-MADE FIB FABRIC	200	149	64
673 IRON AND STEEL SHAPES	3 298	328	216	658 TEXTILE ARTICLES NES	82	243	102
674 IRN,STL UNIV,PLATE,SHEET	70 879	6 294	174	659 FLOOR COVERINGS ETC	967	342	152
675 IRON,STEEL HOOP,STRIP	52 190	3 293	131	662 CLAY,REFRACTORY BLDG PRD	3 331	431	209
677 IRN,STL WIRE EXCL W ROD	4 590	499	107	666 POTTERY	686	630	275
678 IRON,STL TUBES,PIPES,ETC	1 715	401	83	667 PEARL,PREC-,SEMI-P STONE	156	1 726	776
682 COPPER EXC CEMENT COPPER	470	302	51	821 FURNITURE	156	98	43
684 ALUMINIUM	396	248	392	842 MENS OUTERWEAR NOT KNIT	6 753	17 020	7 596
686 ZINC	753	180	43	843 WOMENS OUTERWEAR NONKNIT	7 295	22 994	10 298
692 METAL TANYS,BOXES,ETC	34	112	625	844 UNDERWEAR NOT KNIT	4 657	13 600	6 059
695 TOOLS	442	887	581	845 OUTERWEAR KNIT NONELASTC	136	332	142
699 OTHER METAL MANUFACTURES	811	719	55	846 UNDERWEAR KNITTED	1 240	4 013	1 791
711 STEAM BOILERS & AUX PLNT	20	97	368	847 TXTL CLTHNG ACCESSRYS NES	160	369	165
712 STEAM ENGINES,TURBINES	60	1 463	178	848 HEADGEAR,NONTXTL CLOTHNG	102	78	35
713 INTRNL COMBUS PISTN ENGN	7 605	20 063	39	894 TOYS,SPORTING GOODS,ETC	44	153	66
714 ENGINES & MOTORS NES	5	120	217	897 GOLD,SILVER WARE,JEWELRY	1	1 072	458
716 ROTATING ELECTRIC PLANT	502	869	295	899 OTHER MANUFACTURED GOODS	106	287	125
721 AGRIC MACHY,EXC TRACTORS	278	407	517	941 ZOO ANIMALS,PETS	17	108	48
723 CIVIL ENGINEER EQUIP ETC	11	90	76	EXPORTS			
724 TEXTILE,LEATHER MACHNRY	548	2 730	315	022 MILK AND CREAM	1 750	345	152
725 PAPER ETC MILL MACHINERY	2 303	2 987	1 368	041 WHEAT ETC UNMILLED	39 000	1 899	799
726 PRINTG,BKEINDG MACHY,PTS	318	1 164	560	054 VEG ETC FRSH,SMFLY PRSVD	1 508	130	65
727 FOOD MACHRY NON-DOMESTIC	52	168	922				
728 OTH MACHY FOR SPCL INDUS	628	2 061					
736 MACHINE TOOLS FOR METAL	145	726					
741 HEATING,COOLING EQUIPMNT	1 727	3 102					
742 PUMPS FOR LIQUIDS ETC	120	1 301					

## 7 IMPORTS AND EXPORTS (SPECIAL TRADE) BY COUNTRIES OF PRODUCTION AND CONSUMPTION AND BY GROUPS OF THE SITC-REV. II 1981

GROUP DESCRIPTION	DT = 100 KG	1 000 DM	1 000 \$	GROUP DESCRIPTION	DT = 100 KG	1 000 DM	1 000 \$
061 SUGAR AND HONEY	570 309	52 657	23 121	NEPAL			
112 ALCOHOLIC BEVERAGES	1 131	191	88	IMPORTS	7 676	23 449	10 398
273 RUBBER, SYNTHETIC, RECLAIMED	790	317	141				
273 STONE, SAND AND GRAVEL	5 861	166	73				
334 PETROLEUM PRODUCTS, REFINED	4 406	836	367	264 JUTE, OTH TEX BAST FIBRES	6 181	497	224
335 RESIDUAL PETROLEUM PRODUCTS	2 492	171	80	611 LEATHER	592	4 547	2 027
423 FIXED VEG OILS, SOFT	497	82	37	635 WOOD MANUFACTURES NES	41	173	76
512 ALCOHOLS, PHENOLS, ETC	106	35	40	659 FLOOR COVERINGS ETC	1 732	12 976	5 729
513 ORGANIC ACIDS, ETC	5 088	1 001	446	697 BASE MTL HOUSEHOLD EQUIP	120	535	235
514 NITROGEN-FUNCTION COMPOUNDS	1 503	1 015	434	714 ENGINES & MOTORS NES	92	2 420	1 102
515 ORG-INORG COMPOUNDS ETC	313	346	155	792 AIRCRAFT	1	178	81
516 OTHER ORGANIC CHEMICALS	377	264	111	842 MENS OUTERWEAR NOT KNIT	60	151	71
522 INORG ELEMENTS, OXIDES, ETC	47 818	4 648	1 970	843 WOMENS OUTERWEAR NONKNIT	130	473	205
523 OTHR INORGANIC CHEMICALS	6 556	593	268	844 UNDERWEAR NOT KNIT	43	160	70
531 SYNT DYE, NAT INDIGO, LAKES	455	1 041	467	845 OUTERWEAR KNIT NONELASTC	36	159	69
532 DYES NES, TANNING PRODS	702	118	52	851 FOOTWEAR	226	420	183
533 PIGMENTS, PAINTS, ETC	2 072	863	375	896 WORKS OF ART ETC	9	228	103
541 MEDICINAL ETC PRODUCTS	609	2 660	1 185	EXPORTS	36 948	16 057	7 082
551 ESSENTIAL OIL, PERFUME, ETC	23	119	54				
553 PERFUMERY, COSMETICS, ETC	109	119	49				
554 SOAPS, CLEANING ETC PREPS	824	347	154	022 MILK AND CREAM	3 000	592	295
562 FERTILIZERS MANUFACTURED	211 908	6 694	2 832	023 BUTTER	470	368	163
572 EXPLOSIVES, PYROTECH PROD	3 682	1 072	482	334 PETROLEUM PRODUCTS, REFINED	355	118	55
582 PROD OF CONDENSATION ETC	1 682	563	250	511 HYDROCARBONS NES, DERIVS	240	84	37
583 PROD OF POLYMERIZING ETC	20 928	4 305	1 929	522 INORG ELEMENTS, OXIDES, ETC	1 008	126	52
591 PESTICIDES, DISINFECTANTS	4 824	2 209	965	533 PIGMENTS, PAINTS, ETC	2	156	70
592 STARCH, INULIN, GLUTEN, ETC	193	133	59	541 MEDICINAL ETC PRODUCTS	47	189	84
598 MISC CHEMICAL PRODS NES	2 014	1 143	504	562 FERTILIZERS MANUFACTURED	835	80	36
628 RUBBER ARTICLES NES	79	181	83	572 EXPLOSIVES, PYROTECH PROD	16	129	64
633 CORK MANUFACTURES	58	68	32	563 PROD OF POLYMERIZING ETC	7 091	1 867	806
635 WOOD MANUFACTURES NES	65	90	39	642 ARTICLES OF PAPER ETC	357	214	93
641 PAPER AND PAPERBOARD	10 101	1 329	574	678 IRON, STL TUBES, PIPES, ETC	20 771	2 360	1 024
642 ARTICLES OF PAPER ETC	341	325	143	682 COPPER EXC CEMENT COPPER	236	146	63
651 TEXTILE YARN AND THREAD	79	218	96	684 ALUMINIUM	75	114	50
652 COTTON FABRICS, WOVEN	351	1 400	604	714 ENGINES & MOTORS NES	37	3 250	1 411
653 WOVEN MAN-MADE FIB FABRIC	234	444	188	723 CIVIL ENGINEERING EQUIP ETC	151	277	120
655 KNIT ETC FABRICS	48	180	81	726 PRINTING, BINDING MACHY, PTS	225	931	419
656 LACE, RIBBONS, TULLE, ETC	46	284	122	728 OTH MACHY FOR SPCL INDUS	261	1 190	555
657 SPECIAL TEXTILE ETC PROD	212	514	234	736 MACHINE TOOLS FOR METAL	118	848	373
662 CLAY, REFRACTORY BLDG PRD	8 609	1 055	480	741 HEATING, COOLING EQUIPMENT	59	448	190
663 OTH NONMETAL MINERAL NFS	729	321	150	743 PUMPS NES, CENTRIFUGES ETC	18	105	50
664 GLASS	176	89	40	745 NONELEC MACHY, TOOLS NES	7	76	30
665 GLASSWARE	467	297	139	749 NONELEC MACH PTS, ACC NES	78	300	132
667 PEARL, PEARL, SEMI-P STONE	?	515	230	751 OFFICE MACHINES	23	100	45
673 IRON AND STEEL SHAPES	1 394	149	69	781 PASS MOTOR VEH EXC BUSES	87	154	71
674 IRON, STL UNIV, PLATE, SHEET	33 316	2 447	1 132	786 VEH NES NONMOTR, TRAILERS	95	77	32
675 IRON, STEEL HOOP, STRIP	2 061	373	165	792 AIRCRAFT	1	93	38
678 IRON, STL TUBES, PIPES, ETC	12 071	1 323	622	872 MEDICAL INSTRUMENTS NES	4	131	57
682 COPPER EXC CEMENT COPPER	303	229	101	874 MEASURING, CONTROLLING INSTR	10	227	98
684 ALUMINIUM	2 686	1 756	764				
691 STRUCTURES AND PARTS NES	708	555	246	BHUTAN			
693 WIRE PRODUCTS NON ELECTR	47	184	82	IMPORTS	650	164	72
695 TOOLS	753	1 209	526				
696 CUTLERY	52	141	66				
699 OTHER METAL MANUFACTURES	2 822	2 467	1 096	598 MISC CHEMICAL PRODS NES			
700 INDUSTRIAL PLANT, CHAP 84	6 186	7 975	3 549				
703 INDUSTRIAL PLANT, CHAP 85	982	1 726	775	EXPORTS	737	442	198
711 STEAM BOILERS & AUX PLNT	567	561	255				
713 INTRNL COMBUS PISTN ENGN	296	879	386	035 FISH SALTED, DRIED, SMOKED	700	324	144
716 ROTATING ELECTRIC PLANT	896	1 536	699				
723 CIVIL ENGINEERING EQUIP ETC	767	711	328	BURMA			
724 TEXTILE, LEATHER MACHY	1 233	3 391	1 512	IMPORTS	68 820	11 855	5 316
725 PAPER ETC MILL MACHINERY	800	2 123	935				
726 PRINTING, BINDING MACHY, PTS	1 510	2 995	1 347				
727 FOOD MACHY NON-DOMESTIC	230	562	260	036 SHELL FISH FRESH, FROZEN	36	87	36
728 OTH MACHY FOR SPCL INDUS	5 957	10 381	4 641	042 RICE	9 910	471	223
736 MACHINE TOOLS FOR METAL	1 178	2 205	915	081 FEEDING STUFF FOR ANIMALS	7 467	353	156
741 HEATING, COOLING EQUIPMENT	687	1 025	490	247 OTH WOOD ROUGH, SQUARED	40 411	7 490	3 380
742 PUMPS FOR LIQUIDS ETC	421	1 175	521	248 WOOD SHAPED	4 713	1 014	450
743 PUMPS NES, CENTRIFUGES ETC	451	1 143	512	264 JUTE, OTH TEX BAST FIBRES	5 256	334	158
744 MECHANICAL HANDLING EQU	1 716	2 555	1 104	641 PAPER AND PAPERBOARD	505	782	313
745 NONELEC MACHY, TOOLS NES	614	3 647	1 639	844 UNDERWEAR NOT KNIT	84	262	116
749 NONELEC MACH PTS, ACC NES	928	1 758	766	899 OTHER MANUFACTURED GOODS	94	136	63
751 OFFICE MACHINES	181	873	387				
761 TELEVISION RECEIVERS	527	1 566	690	EXPORTS	194 900	108 638	48 669
764 TELECOM EQUIP, PTS, ACC NES	131	1 628	698				
771 ELECTRIC POWER MACHY NES	573	494	224	274 SULPHUR ETC	12 495	638	277
772 SWITCHGEAR ETC & PTS NES	475	1 413	649	278 OTHER CRUDE MINERALS	3 535	142	63
773 ELECTRIC DISTRIBUTING MACH	1 289	599	258	334 PETROLEUM PRODUCTS, REFINED	806	237	103
775 HOUSEHOLD TYPE EQUIP NES	188	368	181	335 RESIDUAL PETROLEUM PROD NES	1 524	124	56
776 TRANSISTORS, VALVES, ETC	8	245	109	431 PROCESSED ANIMAL VEG OIL, ETC	1 871	334	152
778 ELECTRICAL MACHINERY NES	306	779	343	511 HYDROCARBONS NES, DERIVS	497	179	79
781 PASS MOTOR VEH EXC BUSES	1 112	1 778	795	512 ALCOHOLS, PHENOLS, ETC	133	102	43
782 LORRIES, SPCL MTR VEH NES	1 121	1 266	568	513 ORGANIC ACIDS, ETC	1 972	531	236
784 MOTOR VEHCL PTS, ACC NES	1 282	2 065	937	514 NITROGEN-FUNCTION COMPOUNDS	608	952	422
786 VEH NES NONMOTR, TRAILERS	817	596	247	515 ORG-INORG COMPOUNDS ETC	264	499	219
791 RAILWAY VEHICLES	67	1 398	608	516 OTHER ORGANIC CHEMICALS	1 052	548	241
793 SHIPS AND BOATS	1 316	1 381	686	522 INORG ELEMENTS, OXIDES, ETC	10 689	867	399
812 PLUMBING, HEATING, LIGHTING EQU	218	327	148	523 OTHR INORGANIC CHEMICALS	25 901	1 635	738
821 FURNITURE	82	114	49	531 SYNT DYE, NAT INDIGO, LAKES	1 488	4 005	1 770
851 FOOTWEAR	20	82	36	533 PIGMENTS, PAINTS, ETC	174	173	85
872 MEDICAL INSTRUMENTS NES	59	438	198	541 MEDICINAL ETC PRODUCTS	435	3 095	1 367
874 MEASURING, CONTROLLING INSTR	63	996	446	551 ESSENTIAL OIL, PERFUME, ETC	15	142	63
881 PHOTO APPAR & EQUIPMENT NES	102	889	394	554 SOAPS, CLEANING ETC PREPS	3 500	611	271
882 PHOTO, CINEMA SUPPLIES	276	464	215	562 FERTILIZERS MANUFACTURED	46 303	1 811	788
884 OPTICAL GOODS NES		78	35	572 EXPLOSIVES, PYROTECH PROD	1 890	387	173
892 PRINTED MATTER	321	2 093	907	582 PROD OF CONDENSATION ETC	1 383	577	258
893 ARTICLES OF PLASTIC NES	473	343	151	583 PROD OF POLYMERIZING ETC	5 241	1 487	655
894 TOYS, SPORTING GOODS, ETC	37	69	30	584 CELLULOSE DERIVATIVES ETC	2 114	452	205
895 OFFICE SUPPLIES NES	92	242	105	585 PLASTIC MATERIALS NES	167	153	65
898 MUSICAL INSTRUMENTS, PTS	34	136	61	591 PESTICIDES, DISINFECTANTS	459	513	224
899 OTHER MANUFACTURED GOODS	84	379	167	592 STARCH, INULIN, GLUTEN, ETC	2 534	531	252
951 WAR FIREARMS, AMMUNITION	38	124	55	598 MISC CHEMICAL PRODS NES	7 894	1 648	726
				605 INDUSTRIAL PLANT, CHAP 73	658	402	199
				628 RUBBER ARTICLES NES	48	75	33

## 7 IMPORTS AND EXPORTS (SPECIAL TRADE) BY COUNTRIES OF PRODUCTION AND CONSUMPTION AND BY GROUPS OF THE SITC-REV. II 1981

GROUP DESCRIPTION	DT = 100 KG	1 000 DM	1 000 \$	GROUP DESCRIPTION	DT = 100 KG	1 000 DM	1 000 \$
641 PAPER AND PAPERBOARD	708	260	115	652 COTTON FABRICS,WOVEN	24 593	23 177	10 596
642 ARTICLES OF PAPER ETC	168	84	39	653 WOVN MAN-MADE FIB FABRIC	10 142	11 912	5 348
656 LACE,PIBONS,TULLE,ETC	133	251	133	654 OTH WOVN TEXTILE FABRIC	63	1 214	524
657 SPECIAL TEXTILE ETC PROD	707	671	296	655 KNIT ETC FABRICS	62	74	32
662 CLAY,REFRACTORY BLDG FRD	2 774	678	330	657 SPECIAL TEXTILE ETC PROD	8 022	3 310	1 471
663 OTH NONMETAL MINERAL PFS	81	285	126	658 TEXTILE ARTICLES NES	9 568	6 290	2 805
665 GLASSWARE	532	527	233	659 FLOOR COVERINGS ETC	894	773	346
671 PIG IRON ETC	4 205	161	65	662 CLAY,REFRACTORY BLDG PRD	127 900	16 909	7 895
672 IRON,STL PRIMARY FORMS	2 201	316	153	665 GLASSWARE	3 565	2 271	1 007
673 IRON AND STEEL SHAPES	7 670	2 047	880	666 POTTERY	2 531	1 244	546
674 IRN,STL UNIV,PLATE,SHEET	1 150	120	52	667 PEARL,PREC-,SEMI-P STONE	13	44 501	19 929
675 IRON,STEEL HOOP,STRIP	2 135	768	326	681 SILVER,PLATINUM,ETC	5	325	140
678 IRON,STL TUBES,PIPES,ETC	6 442	1 221	539	687 TIN	62 296	195 906	86 543
683 NICKEL	135	237	110	689 NON-FER BASE METALS NES	101	314	156
684 ALUMINIUM	763	1 269	541	695 TOOLS	105	153	71
686 ZINC	1 388	395	172	696 CUTLERY	454	1 493	652
691 STRUCTURES AND PARTS NES	812	943	402	697 BASE MTL HOUSEHOLD EQUIP	476	1 273	555
692 METAL TANKS,BOXES,ETC	434	119	53	699 OTHER METAL MANUFACTURES	2 553	3 171	1 400
694 STL,COPPER NAILS,NUTS,ETC	51	71	32	714 ENGINES & MOTORS NES	2	71	33
695 TOOLS	754	1 316	581	749 NONELEC MACH PTS,ACC NES	64	158	74
696 CUTLERY	8	113	54	759 OFFICE & ADP MCH PTS,ACC	28	1 193	538
699 OTHER METAL MANUFACTURES	392	367	160	772 SWITCHGEAR ETC & PTS NES	23	177	79
700 INDUSTRIAL PLANT,CHAP 84	4 101	21 451	9 575	776 TRANSISTORS,VALVES,ETC	1	201	88
703 INDUSTRIAL PLANT,CHAP 85	184	385	419	778 ELECTRICAL MACHINERY NES	160	1 205	524
711 STEAM BOILERS & AUX PLNT	46	176	74	784 MOTOR VEHCL PTS,ACC NES	426	169	78
712 STEAM ENGINES,TURBINES	101	533	213	793 SHIPS AND BOATS	24	65	30
713 INTRNL COMBUS PISTN ENGN	139	386	170	812 PLUMEG,HEATING,LIGHTNG EDU	404	463	202
716 ROTATING ELECTRIC PLANT	978	1 789	796	921 FURNITURE	8 616	9 163	4 027
721 AGRIC MACHY,EXC TRACTORS	68	104	50	931 TRAVEL GOODS,HANDBAGS	644	4 590	2 039
723 CIVIL ENGINEERNG EQUIP ETC	1 407	2 944	1 321	942 MENS OUTERWEAR NOT KNIT	3 151	11 030	4 930
724 TEXTILE,LEATHER MACHNRY	685	1 404	597	943 WOMENS OUTERWEAR NONKNIT	5 151	25 017	11 152
725 PAPER ETC MILL MACHINERY	4 218	10 528	5 006	944 UNDERWEAR NOT KNIT	635	2 989	1 339
726 PRINTG,BKBDING MACHY,PTS	209	751	339	945 OUTERWEAR KNIT NONELASTC	8 510	27 709	12 212
727 FOOD MACHRY NON-DOMESTIC	66	174	70	946 UNDERWEAR KNITTED	6 369	21 552	9 649
728 OTH MACHY FOR SPCL INDUS	1 724	3 502	1 566	947 TXTL CLTHNG ACCESSRY NES	3 555	6 121	2 722
736 MACHINE TOOLS FOR METAL	672	4 474	1 993	948 HEADGEAR,NONTXTL CLOTHNG	7 935	9 438	4 360
737 METALWORKING MACHNRY NES	47	221	94	951 FOOTWEAR	323	495	224
741 HEATING,COOLING EQUIPMNT	562	2 813	1 259	984 OPTICAL GOODS NES	129	1 122	506
742 PUMPS FOR LIQUIDS ETC	1 665	2 536	1 133	985 WATCHES AND CLOCKS	17	689	301
743 PUMPS NES,CENTRIFUGES ETC	66	418	190	992 PRINTED MATTER	41	86	36
744 MECHANICAL HANDLING EQU	586	1 344	603	993 ARTICLES OF PLASTIC NES	4 478	2 735	1 205
745 NONELEC MACHY,TOOLS NES	117	822	375	994 TOYS,SPORTING GOODS,ETC	332	1 008	439
749 NONELEC MACH PTS,ACC NES	1 847	1 578	714	995 OFFICE SUPPLIES NES	62	98	41
751 OFFICE MACHINES	305	1 119	497	996 WORKS OF ART ETC	127	914	406
764 TELECOM EQPT,PTS,ACC NES	5	201	91	997 FOLD,SILVER WARE,JEWELRY	60	20 487	9 084
771 ELECTRIC POWER MACHY NES	65	100	43	998 PLISICAL INSTRUMENTS,PTS	388	534	235
772 SWITCHGEAR ETC & PTS NES	277	2 117	949	999 OTHER MANUFACTURED GOODS	2 189	3 075	1 365
773 ELECTR DISTRIBUTING MACH	463	814	365	941 ZOO ANIMALS,PETS	105	997	437
774 ELECTRO-MEDCL,ARRAY EQUIP	1	75	34				
775 HOUSEHOLD TYPE EQUIP NES	27	114	52	EXPORTS	1 688 679	730 933	324 689
776 ELECTRICAL MACHINERY NES	76	194	83	022 MILK AND CREAM	18 700	3 976	1 590
781 PASS MOTOR VEH EXC BUSES	405	721	319	037 FISH ETC PREPD PRSVD NES	3	114	51
782 LORRIES,SPCL MTR VEH NES	109	265	118	048 CEREAL ETC PREPARATIONS	64 520	7 462	3 265
784 MOTOR VEHCL PTS,ACC NES	78	305	134	054 VEG ETC FRSH,SMPLY PRSVD	1 500	11 672	5 132
785 MOTOR & OTHER CYCLES ETC	119	419	185	061 SUGAR AND HONEY	1 170	195	86
791 RAILWAY VEHICLES	26	228	105	081 FEEDING STUFF FOR ANIMLS	1 944	2 248	967
821 FURNITURE	86	79	35	112 ALCOHOLIC BEVERAGES	586	280	124
872 MEDICAL INSTRUMENTS NES	34	639	285	233 PUBBER,SYNTHTIC,RECLAIMD	8 194	2 481	1 105
874 MEASURING,CONTROLLNG INSTR	85	2 534	1 137	263 COTTON	1 000	212	98
881 PHOTO APPAR & EQUIPT NES	18	170	79	266 SYNTHETIC FIBRE TO SPIN	2 230	1 007	441
884 OPTICAL GOODS NES	1	80	36	274 SULPHUR ETC	1 070	128	57
892 PRINTED MATTER	60	129	53	278 OTHER CRUDE MINERALS	8 132	451	193
893 ARTICLES OF PLASTIC NES	189	324	149	292 CRUDE VEG MATERIALS NES	573	633	278
895 OFFICE SUPPLIES NES	690	665	300	334 PETROLEUM PRODUCTS,REFIN	6 137	1 899	835
899 OTHER MANUFACTURED GOODS	173	347	155	335 RESIDUAL PETRLM PROD NES	6 438	858	383
THAILAND				431 PROCESD ANML VEG OIL,ETC	5 621	1 127	498
IMPORTS	15 754 691	1 160 591	517 295	511 HYDROCARBONS NES,DERIVS	9 965	2 553	1 135
034 FISH FRESH,CHILLED,FRZIN	778	2 024	901	512 ALCOHOLS,PHENOLS,ETC	8 750	2 331	1 041
036 SHELL FISH FRESH,FRZEN	10 645	10 931	4 822	513 ORGANIC ACIDS,ETC	21 770	5 080	2 276
037 FISH ETC PREPD PRSVD NES	19 340	12 102	5 294	514 NITROGEN-FUNCTN COMPOUNDS	9 020	7 397	3 263
042 RICE	22 353	2 576	1 182	515 ORG-INORG COMPOLNDS ETC	4 457	6 365	2 830
048 CEREAL ETC PREPARATIONS	375	124	56	516 OTHER ORGANIC CHEMICALS	1 966	1 106	479
054 VEG ETC FRSH,SMPLY PRSVD	14 561 422	467 529	208 714	522 INORG ELEMNTS,OXIDES,ETC	39 360	7 721	3 403
056 VEGETABLES ETC PRSVD,PREPD	7 014	807	347	523 OTHR INORGANIC CHEMICALS	27 521	4 153	1 827
057 FRUIT,NUTS,FRESH,DRIED	216	224	91	524 SYNT DYE,NAT INDBG,LAKES	10 101	22 353	9 931
058 FRUIT PRESERVED,PREPARED	258 780	32 940	14 845	532 DYES NES,TANNING PRODS	6 313	1 096	473
075 SPICES	576	219	90	533 PIGMENTS,PAINTS,ETC	21 049	7 628	3 343
081 FEEDING STUFF FOR ANIMLS	45 049	3 130	1 370	541 MEDICINAL ETC PRODUCTS	6 623	26 208	11 570
094 EDIBLE PRODCTS,PREPS NES	4 187	1 480	655	551 ESSENTL OIL,PERFUME,ETC	321	1 093	486
121 TOBACCO UNMNFCTRD,REFUSE	89 394	42 433	18 551	553 PERFUMERY,COSMETICS,ETC	288	356	160
211 HIDES,SKINS,UNDRESSED	108	1 329	588	554 SOAPS,CLEANING ETC PREPS	15 578	5 512	2 413
212 FUR SKINS UNDEPRESSED	12	106	45	562 FERTILIZERS MANUFACTURED	293 054	11 350	5 108
232 NATURAL RUBBER,GUMS	80 941	22 404	10 047	572 EXPLOSIVES,PYROTECH PROD	112	386	179
263 COTTON	21 439	2 416	1 068	582 PROD OF CONDENSATION ETC	17 141	6 599	2 894
265 VEG FIBRE,EXCL COTN JUTE	1 814	169	74	583 PROD OF POLYMERIZING ETC	72 378	17 201	7 626
278 OTHER CRUDE MINERALS	20 144	417	171	584 CELLULOSE DERIVATVS ETC	2 487	1 326	580
287 BASE METAL ORES,CONC NES	127 824	11 491	5 153	585 PLASTIC MATERIALS NES	314	178	77
288 NONFER METAL SCRAP NES	257	314	146	591 PESTICIDES,DISINFECTANTS	16 961	11 828	5 256
291 CRUDE ANIMAL MTRIALS NES	514	604	280	592 STARCH,INULIN,GLUTEN,ETC	9 444	2 163	949
292 CRUDE VEG MATERIALS NES	15 238	22 163	10 031	598 MISC CHEMICAL PRODS NES	22 955	10 381	4 624
424 FIXED VEG OIL NONSOFT	42 323	8 630	3 836	605 INDUSTRIAL PLANT,CHAP 73	7 917	7 223	3 155
553 PERFUMERY,COSMETICS,ETC	236	155	68	611 LEATHER	419	194	88
583 PROD OF POLYMERIZING ETC	3 304	1 669	711	621 MATERIALS OF RUBBER	666	946	421
592 STARCH,INULIN,GLUTEN,ETC	18 211	1 228	555	625 RUBBER TYRES,TUBES	820	799	355
598 MISC CHEMICAL PRODS NES	1	100	45	628 RUBBER ARTICLES NES	1 121	2 189	968
611 LEATHER	1 518	4 582	2 034	633 CORK MANUFACTURES	458	474	207
612 LEATHER ETC MANUFACTURES	3 371	3 712	1 623	634 VENEERS,PLYWOOD,ETC	2 354	362	161
621 MATERIALS OF RUBBER	948	261	114	635 WOOD MANUFACTURES NES	321	358	147
628 RUBBER ARTICLES NES	4 101	1 378	598	641 PAPER AND PAPERBOARD	19 916	6 167	2 674
635 WOOD MANUFACTURES NES	57 408	23 590	10 605	642 ARTICLES OF PAPER ETC	5 067	3 733	1 647
642 ARTICLES OF PAPER ETC	61	73	34	651 TEXTILE YARN AND THREAD	1 067	1 318	591
651 TEXTILE YARN AND THREAD	21 643	5 804	2 607	652 COTTON FABRICS,WOVEN	131	141	197
				653 WOVN MAN-MADE FIB FABRIC	557	1 181	526
				655 KNIT ETC FABRICS	175	505	230

7 IMPORTS AND EXPORTS (SPECIAL TRADE) BY COUNTRIES OF PRODUCTION AND CONSUMPTION AND BY GROUPS OF THE SITC-REV. II 1981

GROUP DESCRIPTION	DT = 100 KG	1 000 DM	1 000 \$	GROUP DESCRIPTION	DT = 100 KG	1 000 DM	1 000 \$
656 LACE, RIBBONS, TULLE, ETC	92	268	119	VIETNAM			
657 SPECIAL TEXTILE ETC PROD	1 161	1 921	853				
658 TEXTILE ARTICLES NES	67	287	124	IMPORTS	21 226	12 234	5 474
662 CLAY, REFRACTORY GLDG PRD	29 638	2 211	966				
663 OTH NONMETAL MINERAL MFS	3 327	4 514	1 991	074 TEA AND MATE	2 010	1 009	441
664 GLASS	3 247	2 484	1 119	232 NATURAL RUBBER, GUMS	15 433	3 890	1 800
665 GLASSWARE	1 292	1 192	532	291 CRUDE ANIMAL MTRIALS NES	3 174	5 961	2 631
667 PEARL, PEEC-, SEMI-P STONE	14	3 158	1 377	292 CRUDE VEG MATERIALS NES	82	343	150
671 FIB IPON ETC	2 460	4 409	1 553	551 ESSENTL OIL, PERFUME, ETC	171	286	121
672 IRON, STL PRIMARY FORMS	314 061	13 284	5 798	844 UNDERWEAR NOT KNIT	97	378	168
673 IRON AND STEEL SHAPES	109 901	4 657	2 064	899 OTHER MANUFACTURED GOODS	56	88	40
674 IRN, STL UNIV, PLATE, SHEET	187 385	6 994	3 137				
675 IRON, STEEL HOOP, STRIP	10 021	1 822	807	EXPORTS	305 892	42 797	16 422
677 IRN, STL WIRE EXCL W ROD	663	1 175	80				
678 IRON, STL TUBES, PIPES, ETC	3 662	1 066	469	022 MILK AND CREAM	2 500	550	261
681 SILVER, PLATINUM, ETC	34	417	184	066 WHEAT ETC MEAL OR FLOUR	199 478	12 167	5 087
682 COPPER EXC CEMENT COPPER	496	484	214	334 PETROLEUM PRODUCTS, REFIN	5 457	518	239
683 NICKEL	307	682	300	512 ALCOHOLS, PHENOLS, ETC	31 157	5 440	2 309
684 ALUMINIUM	2 451	1 716	750	513 ORGANIC ACIDS, ETC	27 103	4 459	2 054
685 LEAD	514	160	69	514 NITROGEN-FUNCTN COMPOUNDS	282	218	96
691 STRUCTURES AND PARTS NES	1 869	1 460	617	522 INORG ELEMTS, OXIDES, ETC	18 014	1 410	657
692 METAL TANKS, BOXES, ETC	378	639	281	541 MEDICINAL ETC PRODUCTS	239	1 307	579
693 WIRE PRODUCTS NON ELECTR	305	340	150	591 PESTICIDES, DISINFECTANTS	574	1 352	568
694 STL, COPPR NAILS, NUTS, ETC	317	261	115	651 TEXTILE YARN AND THREAD	16 663	8 306	3 574
695 TOOLS	5 216	8 725	3 868	658 TEXTILE ARTICLES NES	56	66	31
696 CUTLERY	166	909	358	663 OTH NONMETAL MINERAL MFS	259	85	41
697 BASE MTL HOUSEHOLD EQUIP	2 124	1 162	506	724 TEXTILE, LEATHER MACHNRY	134	1 017	454
699 OTHER METAL MANUFACTURES	7 360	9 068	3 893	725 PAPER ETC MILL MACHINERY	39	174	78
700 INDUSTRIAL PLANT, CHAP 84	13 575	54 134	23 590	727 FOOD MACHRY NON-DOMESTIC	53	96	40
703 INDUSTRIAL PLANT, CHAP 85	23 202	40 224	18 697	728 OTH MACHRY FOR SPCL INDUS	201	307	130
711 STEAM BOILERS & AUX PLNT	1 531	1 820	803	741 HEATING, COOLING EQUIPMNT	83	350	157
712 STEAM ENGINES, TURBINES	39	118	53	743 PUMPS NES, CENTRFLGES ETC	16	129	56
713 INTRNL COMBUS PISTN ENGN	2 979	15 019	6 555	744 MECHANICAL HANDLING EQU	588	623	387
714 ENGINES & MOTORS NES	3 289	4 284	2 082	774 ELECTRO-MEDCL, XRAY EQUIP	61	610	302
716 ROTATING ELECTRIC PLANT	3 325	6 778	3 083	778 ELECTRICAL MACHINERY NES	1 781	939	434
718 OTH POWER GENERATG MACHY	15	75	33	872 MEDICAL INSTRUMENTS NES	12	229	110
721 AGRIC MACHY, EXC TRACTORS	371	594	277	874 MEASURING, CONTROLLING INSTR	73	872	370
722 TRACTORS NON-ROAD	5 822	4 799	2 090	884 OPTICAL GOODS NES	5	152	65
723 CIVIL ENGINEERG EQUIP ETC	7 450	6 674	2 927				
724 TEXTILE, LEATHER MACHNRY	6 044	16 335	7 298	KAMPUCHEA			
725 PAPER ETC MILL MACHINERY	1 198	2 067	915				
726 PRINTG, BKBINDG MACHY, PTS	5 339	10 979	4 746	EXPORTS	29 999	1 875	851
727 FOOD MACHRY NON-DOMESTIC	2 454	4 266	1 929				
728 OTH MACHRY FOR SPCL INDUS	12 086	25 889	11 396	562 FERTILIZERS MANUFACTURED	28 845	917	422
736 MACHINE TOOLS FOR METAL	5 834	9 414	4 184	591 PESTICIDES, DISINFECTANTS	462	342	152
737 METALWORKING MACHNRY NES	795	1 273	557	726 PRINTG, BKBINDG MACHY, PTS	112	246	115
741 HEATING, COOLING EQUIPMNT	6 879	8 952	3 951	727 FOOD MACHRY NON-DOMESTIC	107	88	37
742 PUMPS FOR LIQUIDS ETC	1 744	4 847	2 163				
743 PUMPS NES, CENTRFLGES ETC	4 103	9 068	4 027	INDONESIA			
744 MECHANICAL HANDLING EQU	6 683	7 593	3 412				
745 NONELEC MACHY, TOOLS NES	4 677	20 973	9 618	IMPORTS	6 146 909	665 466	308 945
749 NONELEC MACH PTS, ACC NES	2 399	9 909	4 417				
751 OFFICE MACHINES	3 532	12 073	5 316	011 MEAT FRESH, CHILLED, FROZEN	740	692	306
752 AUTOMATIC DATA PROC EQUIP	93	287	132	034 FISH FRESH, CHILLED, FROZEN	73	1 160	524
759 OFFICE & ADP MCH PTS, ACC	33	494	214	076 SHELL FISH FRESH, FROZEN	505	914	418
761 TELEVISION RECEIVERS	1 425	4 108	1 852	048 CEREAL ETC PREPARATIONS	70	70	31
763 SOUND RECORDRS, PHONOGRPH	11	365	162	054 VEG ETC FRSH, SMFLY PRSVD	789 326	26 238	11 798
764 TELECOM EQPT, PTS, ACC NES	347	4 064	1 854	057 FRUIT, NUTS, FRESH, DRIED	2 176	714	313
771 ELECTRIC POWER MACHY NES	5 564	4 614	2 059	058 FRUIT PRESERVED, PREPARED	11 054	1 345	605
772 SWITCHGEAR ETC & PTS NES	2 513	9 227	4 158	071 COFFEE AND SUBSTITUTES	88 845	38 624	17 060
773 ELECTR DISTRIBUTING MACH	3 136	4 875	1 999	072 COCOA	26 771	12 603	5 634
774 ELECTRO-MEDCL, XRAY EQUIP	106	1 447	642	074 TEA AND MATE	11 399	8 209	3 655
775 HOUSEHOLD TYPE EQUIP NES	533	1 170	523	075 SPICES	76 210	29 774	13 254
776 TRANSISTORS, VALVES, ETC	5	434	181	081 FEEDING STUFF FOR ANIMLS	2 333 675	89 962	40 488
778 ELECTRICAL MACHINERY NES	8 494	8 647	3 792	112 ALCOHOLIC BEVERAGES	1 194	508	220
781 PASS MOTOR VEH EXC BUSES	10 167	17 493	7 767	121 TOBACCO UNMNFCTRD, REFUSE	33 000	25 193	11 206
782 LORRIES, SPCL MTR VEH NES	56	64	30	211 HIDES, SKINS, UNDRRESSED	244	983	440
783 ROAD MOTOR VEHICLES NES	108	336	157	223 SEEDS FOR OTH FIXED OILS	24 892	1 687	757
784 MOTOR VEHCL PTS, ACC NES	17 851	25 712	11 546	232 NATURAL RUBBER, GUMS	211 992	47 638	21 287
785 MOTOR & OTHER CYCLES ETC	134	107	46	247 OTH WOOD ROUGH, SQUARED	60 419	3 049	1 433
786 VEH NES NONMOTR, TRAILERS	1 067	565	255	248 WOOD SHAPED	84 704	10 214	4 568
791 RAILWAY VEHICLES	10 474	20 169	9 592	287 BASE METAL ORES, CONC NES	274 349	33 833	16 044
792 AIRCRAFT	14	372	170	291 CRUDE ANIMAL MTRIALS NES	652	882	388
793 SHIPS AND BOATS	1 108	709	301	292 CRUDE VEG MATERIALS NES	16 277	7 555	3 350
801 INDUSTRIAL PLANT, CHAP 90	96	2 165	887	334 CRUDE PETROLEUM	74 250	5 146	2 279
812 PLUMBING, HEATING, LGHTNG EQU	403	1 476	666	334 PETROLEUM PRODUCTS, REFIN	1 539 465	80 758	38 173
821 FURNITURE	1 355	1 993	699	424 FIXED VEG OIL NONSOFT	315 520	39 007	17 820
848 HEADGEAR, NONTEXTL CLOTHNG	13	76	31	431 PROCESD ANML VEG OIL, ETC	35 234	3 192	1 376
871 OPTICAL INSTRUMENTS	21	551	249	512 ALCOHOLS, PHENOLS, ETC	4 562	820	357
872 MEDICAL INSTRUMENTS NES	245	4 522	1 999	515 CRG-INORG COMPOUNDS ETC	5	156	69
873 METERS & COUNTERS NES	209	336	147	541 MEDICINAL ETC PRODUCTS	32	772	312
874 MEASURING, CONTROLLING INSTR	730	8 448	3 724	551 ESSENTL OIL, PERFUME, ETC	557	2 057	909
881 PHOTO APPAR & EQUIPT NES	672	4 712	2 025	553 PERFUMERY, COSMETICS, ETC	14	88	38
882 PHOTO, CINEMA SUPPLIES	1 602	2 502	1 111	611 LEATHER	2 182	4 079	1 813
884 OPTICAL GOODS NES	7	521	223	624 VENEERS, PLYWOOD, ETC	29 101	6 782	2 911
885 WATCHES AND CLOCKS	177	2 490	1 096	635 WOOD MANUFACTURES NES	4 718	1 363	595
892 PRINTED MATTER	1 151	1 720	770	652 COTTON FABRICS, WOVEN	148	168	69
893 ARTICLES OF PLASTIC NES	1 082	1 385	621	653 WOVN MAN-MADE FIB FABRIC	107	68	31
894 TOYS, SPORTING GOODS, ETC	160	739	331	658 TEXTILE ARTICLES NES	313	570	259
895 OFFICE SUPPLIES NES	1 331	4 125	1 832	659 FLOOR COVERINGS ETC	59	137	65
897 GOLD, SILVER WARE, JEWELRY		316	145	671 PIG IRON ETC	8 822	3 424	1 518
898 MUSICAL INSTRUMENTS, PTS	134	545	236	687 TIN	45 795	144 663	64 371
899 OTHER MANUFACTURED GOODS	210	800	354	695 TOOLS	29	78	34
951 WAR FIREARMS, AMMUNITION	46	453	206	712 STEAM ENGINES, TURBINES	66	1 500	694
				714 ENGINES & MOTORS NES	2	115	52
				716 ROTATING ELECTRIC PLANT	67	102	48
				743 PUMPS NES, CENTRFLGES ETC	9	525	221
				764 TELECOM EQPT, PTS, ACC NES	1	123	56
				792 AIRCRAFT	3	110	48
				821 FURNITURE	11 026	4 855	2 200
				831 TRAVEL GOODS, HANDBAGS	17	107	43
				842 MEN'S OUTERWEAR NOT KNIT	4 204	6 517	2 884
				843 WOMEN'S OUTERWEAR NONKNIT	1 648	5 962	2 594
				844 UNDERWEAR NOT KNIT	4 928	13 964	6 085
				845 OUTERWEAR KNIT NONELASTC	454	2 313	1 001
LAOS							
IMPORTS	846	99	46				
EXPORTS	2 004	1 188	509				
523 OTHR INORPAC CHEMICALS	1 000	166	70				
727 FOOD MACHRY NON-DOMESTIC	293	470	199				
781 PASS MOTOR VEH EXC BLSES	55	130	60				



## 7 IMPORTS AND EXPORTS (SPECIAL TRADE) BY COUNTRIES OF PRODUCTION AND CONSUMPTION AND BY GROUPS OF THE SITC-REV. II 1981

GROUP DESCRIPTION	DT = 100 KG	1 000 DM	1 000 \$	GROUP DESCRIPTION	DT = 100 KG	1 000 DM	1 000 \$
846 UNDERWEAR KNITTED	477	2 105	921	703 INDUSTRIAL PLANT, CHAP 85	18 786	86 122	38 246
872 MEDICAL INSTRUMENTS NES	17	140	63	711 STEAM BOILERS & AUX PLNT	12 141	11 284	4 988
874 MEASURING, CONTROLLING INSTR	2	309	138	712 STEAM ENGINES, TURBINES	746	7 616	3 363
894 TOYS, SPORTING GOODS, ETC	45	160	71	713 INTNL COMBUS FISTN ENGN	13 717	29 723	13 184
896 WORKS OF ART ETC	71	128	56	714 ENGINES & MOTORS NES	171	1 257	575
897 GOLD, SILVER WARE, JEWELRY	6	1 377	596	716 ROTATING ELECTRIC PLANT	23 209	40 994	18 168
898 MUSICAL INSTRUMENTS, PTS	1 882	4 199	1 875	718 OTH POWER GENERATG MACHY	17	207	88
899 OTHER MANUFACTURED GOODS	198	248	109	721 AGRIC MACHY, EXC TRACTORS	407	524	220
941 ZOO ANIMALS, PETS	101	995	440	722 TRACTORS NON-ROAD	1 278	1 699	735
EXPORTS	2 769 232	2 574 532	1 139 164	723 CIVIL ENGINEER EQUIP ETC	9 909	14 676	6 220
001 LIVE ANIMALS	8	79	34	724 TEXTILE, LEATHER MACHNRY	32 528	75 867	34 116
022 MILK AND CREAM	22 555	4 535	2 061	725 PAPER ETC MILL MACHINERY	3 303	6 849	2 994
054 VEG ETC FRSH, SMPLY PRSVD	2 353	222	101	726 PRINTG, PKBINDG MACHY, PTS	12 605	40 624	17 929
058 FRUIT PRESERVED, PREPARED	289	94	39	727 FOOD MACHRY NON-DOMESTIC	2 205	6 645	2 858
061 SUGAR AND HONEY	7 393	1 340	600	728 OTH MACHY FOR SFCL INDUS	22 570	61 284	27 221
081 FEEDING STUFF FOR ANMLs	3 102	672	301	736 MACHINE TOOLS FOR METAL	13 757	38 252	16 597
096 EDIBLE PRODCTS, PREFS NES	304	266	117	737 METALWGRKING MACHNRY NES	4 448	5 170	2 268
112 ALCOHOLIC BEVERAGES	437	123	56	741 HEATING, COOLING EQUIPMNT	13 154	30 017	13 148
233 RUBBER, SYNTHETIC, RECLAIMD	6 338	2 133	930	742 PUMPS FOR LIQUIDS ETC	2 678	7 731	3 424
273 STONE, SAND AND GRAVEL	14 937	335	146	743 PUMPS NES, CENTRIFUGES ETC	6 169	22 499	10 283
274 SULPHUR ETC	3 103	174	80	744 MECHANICAL HANDLING EQU	8 944	12 110	5 320
278 OTHER CRUDE MINERALS	8 957	824	379	745 NONELEC MACHY, TOOLS NES	8 763	32 858	14 343
292 CRUDE VEG MATERIALS NES	928	1 226	533	749 NONELEC MACH PTS, ACC NES	4 308	13 693	6 078
323 BRIQUETS, COKE, SEMI-COKE	1 968	98	43	751 OFFICE MACHINES	1 257	3 567	1 563
334 PETROLEUM PRODUCTS, REFIN	11 411	3 907	1 739	752 AUTOMATIC DATA PROC EQUIP	40	744	325
335 RESIDUAL PETRLM PROD NES	10 921	1 470	659	759 OFFICE & ADP MCH PTS, ACC	30	471	212
411 ANIMAL OILS AND FATS	294	174	84	761 TELEVISION RECEIVERS	1 102	4 422	1 954
423 FIXED VEG OILS, SOFT	4 584	643	368	762 RADIO BROADCAST RECEIVERS	40	357	159
424 FIXED VEG OIL NONSOFT	2 075	384	165	763 SOUND RECORDRS, PHONOGRPH	43	3 026	1 320
431 PROCESD ANML VEG OIL, ETC	3 430	779	347	764 TELECOM EQPT, PTS, ACC NES	2 850	27 154	11 970
511 HYDROCARBONS NES, DERIVS	8 000	1 766	779	771 ELECTRIC POWER MACHY NES	5 378	6 389	2 803
512 ALCOHOLS, PHENOLS, ETC	4 534	1 916	844	772 SWITCHGEAR ETC & PTS NES	7 231	25 023	10 960
515 ORGANIC ACIDS, ETC	167 091	32 690	14 363	773 ELECTR DISTRIBUTING MACH	8 109	6 536	2 858
514 NITROGEN-FUNCTN COMPOUNDS	14 373	21 371	9 441	774 ELECTRO-MEDCL, XRAY EQUIP	523	9 092	3 839
515 ORG-INORG COMPOUNDS ETC	11 405	22 395	9 856	775 HOUSEHOLD TYPE EQUIP NES	1 820	1 762	775
516 OTHER ORGANIC CHEMICALS	5 015	6 960	3 056	776 TRANSISTORS, VALVES, ETC	2 395	3 859	1 730
522 INORG ELEHNTS, OXIDES, ETC	132 273	17 313	7 655	778 ELECTRICAL MACHINERY NES	9 493	11 529	5 160
523 OTHR INORGANIC CHEMICALS	46 480	7 145	3 135	781 PASS MOTOR VEH EXC BUSES	12 705	24 417	10 995
531 SYNT DYE, NAT INDGO, LAKES	14 981	37 351	16 466	782 LORRIES, SPCL MTR VEH NES	75 785	77 849	36 707
532 DYES NES, TANNING PRODS	7 199	1 385	608	783 ROAD MOTOR VEHICLES NES	5 593	6 238	2 990
533 PIGMENTS, PAINTS, ETC	47 734	14 069	6 199	784 MOTOR VEHCL PTS, ACC NES	58 800	69 055	31 108
541 MEDICINAL ETC PRODUCTS	2 740	20 719	9 102	785 MOTOR & OTHER CYCLES ETC	754	611	274
551 ESSENTL OIL, PERFUME, ETC	3 154	9 462	4 116	786 VEH NES NONMOTR, TRAILERS	3 335	1 889	839
553 PERFUMERY, COSMETICS, ETC	364	485	216	791 RAILWAY VEHICLES	1 902	3 513	1 578
554 SOAPS, CLEANING ETC PREPS	20 671	7 215	3 176	792 AIRCRAFT	380	33 576	14 697
562 FERTILIZERS MANUFACTURED	110 496	6 129	2 687	793 SHIPS AND BOATS	328 036	287 092	130 550
572 EXPLOSIVES, PYROTECH PROD	33	94	42	801 INDUSTRIAL PLANT, CHAP 90	49	364	166
582 PROD OF CONDENSATION ETC	77 127	31 249	13 949	812 PLUMB, HEATING, LGHTNG EQU	1 287	1 427	626
583 PROD OF POLYMERIZING ETC	85 004	21 266	9 339	821 FURNITURE	3 651	3 593	1 537
584 CELLULOSE DERIVATIVES ETC	2 480	1 363	591	848 HEADGEAR, NONTXTL CLOTHNG	18	132	59
585 PLASTIC MATERIALS NES	1 527	669	297	851 FOOTWEAR	131	432	197
591 PESTICIDES, DISINFECTANTS	20 625	14 622	6 374	871 OPTICAL INSTRUMENTS	24	1 506	670
592 STARCH, INULIN, GLUTEN, ETC	17 809	4 113	1 828	872 MEDICAL INSTRUMENTS NES	580	9 123	4 042
598 MISC CHEMICAL PRODS NES	48 231	15 056	6 660	873 METERS & COUNTERS NES	177	807	364
605 INDUSTRIAL PLANT, CHAP 73	215 390	178 143	78 785	874 MEASURING, CONTROLLING INSTR	2 008	28 325	12 428
607 INDUSTRIAL PLANT, CHAP 82	5 256	37 697	16 945	881 PHOTO APPAR & EQUIPT NES	144	3 472	1 584
611 LEATHER	373	87	36	882 PHOTO, CINEMA SUPPLIES	1 266	1 607	708
612 LEATHER ETC MANUFACTURES	10	89	39	884 OPTICAL GOODS NES	29	1 768	771
621 MATERIALS OF RUBBER	3 314	2 747	1 211	885 WATCHES AND CLOCKS	452	1 724	756
625 RUBBER TYPES, TUBES	231	264	119	892 PRINTED MATTER	1 067	2 757	1 227
628 RUBBER ARTICLES NES	1 748	2 919	1 317	893 ARTICLES OF PLASTIC NES	2 238	3 092	1 380
634 VENEERS, PLYWOOD, ETC	290	193	85	894 TOYS, SPORTING GOODS, ETC	487	894	391
635 WOOD MANUFACTURES NES	184	237	108	895 OFFICE SUPPLIES NES	2 984	7 529	3 368
641 PAPER AND PAPERBOARD	46 110	15 902	7 083	898 MUSICAL INSTRUMENTS, PTS	231	1 244	566
642 ARTICLES OF PAPER ETC	5 008	3 267	1 455	899 OTHER MANUFACTURED GOODS	2 019	10 557	4 615
651 TEXTILE YARN AND THREAD	98	154	69	951 WAR FIREARMS, AMMUNITION	286	210	93
652 COTTON FABRICS, WOVEN	62	115	50	MALAYSIA			
653 WOVN MAN-MADE FIB FABRIC	482	1 042	455	IMPORTS	5 863 597	1 331 135	592 076
655 KNIT ETC FABRICS	87	343	147	036 SHELL FISH FRESH, FROZEN	173	156	72
656 LACE, RIBBONS, TULLE, ETC	126	210	94	037 FISH ETC PREPD PRSVD NES	11 101	9 003	4 012
657 SPECIAL TEXTILE ETC PROD	1 897	3 546	1 549	057 FRUIT, NUTS, FRESH, DRIED	2 972	769	327
658 TEXTILE ARTICLES NES	50	264	113	058 FRUIT PRESERVED, PREPARED	13 791	2 180	1 002
659 FLOOR COVERINGS ETC	87	38	40	072 COCOA	111 296	63 017	28 382
661 CEMENT ETC BUILDING PROD	201	136	54	075 SPICES	20 548	8 926	3 953
662 CLAY, REFRACTORY BLDG PRD	91 706	12 418	5 552	081 FEEDING STUFF FOR ANMLs	1 088 839	42 676	19 291
663 OTH NONMETAL MINERAL MFS	16 158	7 948	3 575	232 NATURAL RUBBER, GUMS	1 004 296	270 291	120 835
664 GLASS	2 448	682	302	233 RUBBER, SYNTHETIC, RECLAIMD	2 203	570	253
665 GLASSWARE	3 699	2 110	933	247 OTH WOOD ROUGH, SQUARED	14 829	1 340	603
666 POTTERY	48	127	55	248 WOOD SHAPED	2 002 881	212 219	94 611
667 PEARL, PREC-, SEMI-P STONE		200	85	278 OTHER CRUDE MINERALS	4 766	248	112
671 PIG IRON ETC	6 473	669	293	287 BASE METAL CRES, CONC NES	4 642	12 591	5 590
672 IRON, STL PRIMARY FORMS	271 229	11 849	5 293	288 NONFERR METAL SCRAP NES	63 680	11 505	5 219
673 IRON AND STEEL SHAPES	43 442	4 660	2 036	289 PREC METAL ORE, WASTE NES	5	172	75
674 IRN, STL UNIV, PLATE, SHEET	26 763	2 428	1 034	291 CRUDE ANIMAL MTRIALS NES	866	2 139	986
675 IRON, STEEL HOOP, STRIP	11 436	2 094	913	424 CRUDE VEG MATERIALS NES	12 202	1 245	537
676 RAILWAY RAILS ETC IRN, STL	8 836	1 850	842	424 FIXED VEG OIL NONSOFT	701 715	93 198	41 193
677 IRN, STL WIRE EXCL W RCD	9 211	1 775	779	431 PROCESD ANML VEG OIL, ETC	563 714	60 907	26 978
678 IRN, STL TUBES, PIPES, ETC	43 962	10 467	4 606	512 ALCOHOLS, PHENOLS, ETC	500	95	47
679 IRN, STL CASTINGS UNWORKE	91	256	123	541 MEDICINAL ETC PRODUCTS	281	1 008	440
682 COPPER EXC CEMENT COPPER	13 182	10 481	4 728	583 PROD OF POLYMERIZING ETC	15	110	47
683 NICKEL	101	494	221	598 MISC CHEMICAL PRODS NES	16	1 625	718
684 ALUMINIUM	10 282	6 408	2 809	611 LEATHER	47	1 536	665
685 LEAD	556	339	142	621 MATERIALS OF RUBBER	8 587	1 728	738
686 ZINC	650	154	68	625 RUBBER TYRES, TUBES	2 170	1 499	653
691 STRUCTURES AND PARTS NES	2 787	1 092	490	628 RUBBER ARTICLES NES	6 382	2 654	1 182
692 METAL TANKS, BOXES, ETC	1 104	983	440	634 VENEERS, PLYWOOD, ETC	73 574	11 472	5 074
693 WIRE PRODUCTS NON ELECTR	1 862	765	342	635 WOOD MANUFACTURES NES	22 394	4 238	1 864
694 STL, COPPR NAILS, NUTS, ETC	4 843	3 159	1 422	651 TEXTILE YARN AND THREAD	8 502	6 233	2 832
695 TOOLS	18 720	21 412	9 484	652 COTTON FABRICS, WOVEN	6 613	5 717	2 619
696 CUTLERY	692	1 768	792	653 WOVN MAN-MADE FIB FABRIC	6 261	7 969	3 593
697 BASE MTL HOUSEHOLD EQUIP	3 417	1 952	841	656 LACE, PIBBONS, TULLE, ETC	71	378	168
698 OTHER METAL MANUFACTURES	14 714	9 279	4 135	658 TEXTILE ARTICLES NES	4 723	14 874	6 635
700 INDUSTRIAL PLANT, CHAP 84	120 962	289 288	126 394				



## 7 IMPORTS AND EXPORTS (SPECIAL TRADE) BY COUNTRIES OF PRODUCTION AND CONSUMPTION AND BY GROUPS OF THE SITC-REV. II 1981

GROUP DESCRIPTION	DT = 100 KG	1 000 DM	1 000 \$	GROUP DESCRIPTION	DT = 100 KG	1 000 DM	1 000 \$
604 CLASS	447	2 842	1 276	642 ARTICLES OF PAPER ETC	2 656	2 053	908
666 POTTERY	660	144	65	651 TEXTILE YARN AND THREAD	1 929	2 735	1 228
687 TIN	18 896	58 335	25 407	652 COTTON FABRICS, WOVEN	191	434	190
694 STL, COPPER NAILS, NUTS, ETC	9 005	1 535	679	653 WOVN MAN-MADE FIB FABRIC	765	1 542	681
695 TOOLS	26	77	34	655 KNIT ETC FABRICS	189	250	106
696 CUTLERY	78	124	51	656 LACE, RIBBONS, TULLE, ETC	45	254	107
697 BASE MTL HOUSEHOLD EQUIP	52	301	134	657 SPECIAL TEXTILE ETC PROD	486	876	383
699 OTHER METAL MANUFACTURES	236	1 316	567	658 TEXTILE ARTICLES NES	48	144	61
714 ENGINES & MOTORS NES	4	156	65	662 CLAY, REFRACTORY BLDG PRD	37 029	3 230	1 476
716 ROTATING ELECTRIC PLANT	11	284	126	663 OTH NONMETAL MINERAL MFS	3 832	3 561	1 586
726 PRINTG, EXKBDNG MACHY, PTS	35	113	48	664 GLASS	5 487	2 352	1 034
737 METALWORKING MACHNRY NES	60	1 024	436	665 GLASSWARE	900	823	365
741 HEATING, COOLING EQUIPMNT	378	440	187	666 POTTERY	35	72	30
742 PUMPS FOR LIQUIDS ETC	1	216	96	667 PEARL, PREC-, SEMI-P STONE	768	527	239
749 NONELEC MACH PTS, ACC NES	63	363	160	671 PIG IRON ETC	93 695	216	98
759 OFFICE & ADP MCH PTS, ACC	7 371	26 260	11 621	672 IRON, STL PRIMARY FORMS	63 077	4 402	1 874
762 RADIO BROADCAST RECEIVRS	153	560	245	673 IRON AND STEEL SHAPES	25 711	5 135	2 266
763 SOUND RECORDRS, PHONOGRPH	297	15 939	7 137	674 IRN, STL UNIV, PLATE, SHEET	2 983	1 336	583
764 TELECOM EQPT, PTS, ACC NES	96	648	296	675 IRON, STEEL HOOP, STRIP	1 285	725	332
771 ELECTRIC POWER MACHY NES	2 249	21 284	9 371	676 RAILWAY RAILS ETC IRN, STL	407	147	61
772 SWITCHGEAR ETC & PTS NES	7	120	58	677 IRN, STL WIRE EXCL W ROD	529 950	219	93
773 ELECTR DISTRIBUTING MACH	2 937	183 009	80 794	678 IRON, STL TUBES, PIPES, ETC	1 600	59 414	28 159
776 TRANSISTORS, VALVES, ETC	1 423	6 221	2 765	679 IRN, STL CASTINGS UNWORKE	25	207	93
778 ELECTRICAL MACHINERY NES	3 387	1 376	616	681 SILVER, PLATINUM, ETC	8 002	1 459	623
785 MOTOR & OTHER CYCLES ETC	17	498	217	682 COPPER EXC CEMENT COPPER	98	5 154	2 267
792 AIRCRAFT	110	129	52	683 NICKEL	5 812	240	106
793 SHIPS AND BOATS	15	94	42	684 ALUMINIUM	2 133	3 851	1 636
812 PLUMBING, HEATING, LIGHTNG EQU	1 370	305	355	685 LEAD	132	747	346
821 FURNITURE	2 260	6 523	2 877	687 TIN	137	428	188
842 MENS OUTERWEAR NOT KNIT	5 195	14 562	6 477	691 STRUCTURES AND PARTS NES	1 937	1 167	515
843 WOMENS OUTERWEAR NONKNIT	3 174	11 479	5 085	692 METAL TANKS, BOXES, ETC	283	419	183
844 UNDERWEAR NOT KNIT	1 228	6 000	2 663	693 WIRE PRODUCTS NON ELECTR	533	496	220
845 OUTERWEAR KNIT NONELASTC	1 840	7 261	3 301	694 STL, COPPER NAILS, NUTS, ETC	2 340	1 558	696
846 UNDERWEAR KNITTED	4 568	23 879	10 549	695 TOOLS	2 248	5 746	2 534
847 TXTL CLTHNG ACCESSRYS NES	12 324	11 733	5 215	696 CUTLERY	274	658	286
848 HEADGEAR, NONTXTL CLOTHNG	3 176	3 715	1 716	697 BASE MTL HOUSEHOLD EQUIP	567	516	229
851 FOOTWEAR	719	7 465	3 289	698 OTHER METAL MANUFACTURES	9 227	12 365	5 538
872 MEDICAL INSTRUMENTS NES	18	1 091	478	700 INDUSTRIAL PLANT, CHAP 94	17 761	7 761	7 726
874 MEASURING, CONTROLLING INSTR	1 195	20 210	9 018	711 STEAM BOILERS & AUX PLNT	445	790	342
881 PHOTO APPAR & EQUIPT NES	3	268	120	712 STEAM ENGINES, TURBINES	1 096	2 520	1 120
884 OPTICAL GOODS NES	1 321	6 336	2 775	713 INTRNL COMBUS PISTN ENGN	3 209	29 566	13 292
885 WATCHES AND CLOCKS	6 527	5 211	2 328	714 ENGINES & MOTORS NES	6	172	79
893 ARTICLES OF PLASTIC NES	602	979	437	716 ROTATING ELECTRIC PLANT	1 107	3 482	1 538
894 TOYS, SPORTING GOODS, ETC	316	707	313	718 OTH POWER GENERATG MACHY	132	640	283
895 OFFICE SUPPLIES NES	36	4 454	2 046	721 AGRIC MACHY, EXC TRACTORS	3 687	4 470	1 935
897 GOLD, SILVER WARE, JEWELRY	199	329	143	722 TRACTORS NON-ROAD	1 963	1 480	662
898 MUSICAL INSTRUMENTS, PTS	2 246	9 164	4 085	723 CIVIL ENGINEER EQUIP ETC	11 654	15 735	6 956
899 OTHER MANUFACTURED GOODS	8	96	45	724 TEXTILE, LEATHER MACHNRY	2 111	7 814	3 458
941 ZOO ANIMALS, PETS	5	357	152	725 PAPER ETC MILL MACHINERY	1 372	2 678	1 147
971 GOLD, NON MONETARY NES				726 PRINTG, EXKBDNG MACHY, PTS	4 651	16 289	7 235
EXPORTS	1 677 371	876 911	390 058	727 FOOD MACHRY NON-DOMESTIC	514	1 283	565
022 MILK AND CREAM	2 021	258	125	728 OTH MACHRY FOR SPCL INDUS	11 300	29 680	13 130
048 CEREAL ETC PREPARATIONS	3 840	1 622	739	736 MACHINE TOOLS FOR METAL	2 259	8 093	3 648
054 VEG ETC FRSH, SMPLY PRSVD	204	464	223	737 METALWORKING MACHNRY NES	367	4 889	2 173
062 SUGAR PREPS NON-COCOA	204	98	41	741 HEATING, COOLING EQUIPMNT	7 364	18 020	7 824
071 COFFEE AND SUBSTITUTES	67	96	42	742 PUMPS FOR LIQUIDS ETC	1 519	6 322	2 753
073 CHOCOLATE AND PRODUCTS	265	204	93	743 PUMPS NES, CENTRIFUGES ETC	2 651	9 752	4 350
075 SPICES	100	73	43	744 MECHANICAL HANDLING EQU	3 780	5 938	2 590
081 FEEDING STUFF FOR ANIMLS	3 024	775	347	745 NONELEC MACHY, TOOLS NES	3 969	19 209	8 503
098 EDIBLE PRODUCTS, PREPS NES	318	252	115	749 NONELEC MACH PTS, ACC NES	6 613	20 874	9 270
112 ALCOHOLIC BEVERAGES	871	569	251	751 OFFICE MACHINES	1 016	4 287	1 889
233 RUBBER, SYNTHETIC, RECLAIMD	6 745	2 044	910	752 AUTOMATIC DATA PROC EQUIP	52	754	343
273 STONE, SAND AND GRAVEL	7 990	218	97	759 OFFICE & ADP MCH PTS, ACC	231	792	355
274 SULPHUR ETC	4 667	244	107	761 TELEVISION RECEIVERS	630	1 940	854
278 OTHER CRUDE MINERALS	42 017	545	238	763 SOUND RECORDRS, PHONOGRPH	46	2 716	1 155
292 CRUDE VEG MATERIALS NES	76	70	30	764 TELECOM EQPT, PTS, ACC NES	2 174	17 820	8 075
334 PETROLEUM PRODUCTS, REFIN	2 524	728	317	771 ELECTRIC POWER MACHY NES	3 101	3 227	1 419
335 RESIDUAL PETRLM PROD NES	5 740	529	237	772 SWITCHGEAR ETC & PTS NES	3 044	19 228	8 550
424 FIXED VEG OIL NONSOFT	1 762	349	152	773 ELECTR DISTRIBUTING MACH	6 563	3 711	1 625
431 PROCESD ANML VEG OIL, ETC	1 622	383	170	774 ELECTRO-PRODCL, XRAY EQUIP	290	5 340	2 437
511 HYDROCARBONS NES, DERIVS	6 833	1 797	776	775 HOUSEHOLD TYPE EQUIP NES	611	1 254	563
512 ALCOHOLS, PHENOLS, ETC	2 557	1 250	544	776 TRANSISTORS, VALVES, ETC	2 412	69 183	30 585
513 OPICAN ACIDS, ETC	33 453	5 935	2 669	778 ELECTRICAL MACHINERY NES	8 879	15 298	6 787
514 NITROGEN-FUNCTN COMPOUNDS	3 688	2 221	961	781 PASS MOTOR VEH EXC BUSES	40 997	73 562	32 754
515 ORG-INORG COMPOUNDS ETC	2 868	1 561	703	782 LORRIES, SPCL MTR VEH NES	42 613	46 349	19 702
516 OTHER ORGANIC CHEMICALS	2 193	1 048	465	783 ROAD MOTOR VEHICLES NES	1 450	1 569	730
522 INORG ELEMNTS, OXIDES, ETC	32 159	4 562	2 028	784 MOTOR VEHCL PTS, ACC NES	62 020	71 212	32 130
523 OTHR INORGANIC CHEMICALS	20 732	2 632	1 180	785 MOTOR & OTHER CYCLES ETC	350	219	97
524 RADIOACTIVE ETC MATERIAL	2	70	31	786 VEH NES NONMOTR, TRAILERS	7 434	4 125	1 668
531 SYNT DYE, NAT INDGO, LAKES	2 946	7 984	3 513	792 AIRCRAFT	16	1 594	700
532 DYES NES, TANNING PRDUS	1 676	263	114	801 INDUSTRIAL PLANT, CHAP 90	1 050	2 590	1 123
533 PIGMENTS, PAINTS, ETC	10 709	4 368	1 928	812 PLUMBING, HEATING, LIGHTNG EQU	1 562	4 115	1 846
541 MEDICINAL ETC PRODUCTS	4 893	11 387	5 073	821 FURNITURE	3 003	3 247	1 408
551 ESSENTL OIL, PERFUME, ETC	68	223	102	831 TRAVEL GOODS, HANDBAGS	36	181	78
553 PERFUMERY, COSMETICS, ETC	756	747	336	842 MENS OUTERWEAR NOT KNIT	12	142	62
554 SOAPS, CLEANING ETC PREPS	6 323	1 724	769	843 WOMENS OUTERWEAR NONKNIT	10	165	73
562 FERTILIZERS MANUFACTURED	196 819	8 118	3 589	845 OUTERWEAR KNIT NONELASTC	10	98	41
572 EXPLOSIVES, PYROTECH PROD	23	137	65	846 UNDERWEAR KNITTED	71	717	313
582 PROD OF CONDENSATION ETC	15 415	5 382	2 389	847 TXTL CLTHNG ACCESSRYS NES	13	102	45
583 PROD OF POLYMERIZING ETC	32 370	11 824	5 303	848 HEADGEAR, NONTXTL CLOTHNG	14	106	43
584 CELLULOSE DERIVATIVES ETC	5 602	1 855	848	851 FOOTWEAR	720	4 516	1 990
585 PLASTIC MATERIALS NES	65	78	35	871 OPTICAL INSTRUMENTS	17	618	277
591 PESTICIDES, DISINFECTANTS	8 234	6 322	2 786	872 MEDICAL INSTRUMENTS NES	466	4 213	1 892
592 STARCH, INULIN, GLUTEN, ETC	17 458	1 399	638	873 METERS & COUNTERS NES	75	242	107
596 MISC CHEMICAL PRDUS NES	68 092	9 350	4 395	874 MEASURING, CONTROLLING INSTR	981	10 783	4 769
611 LEATHER	664	209	91	881 PHOTO APPAR & EQUIPT NES	318	3 457	1 556
612 LEATHER ETC MANUFACTURES	19	79	34	882 PHOTO, CINEMA SUPPLIES	1 902	2 393	1 042
613 FUR SKINS TANNED, DRESSED	11	84	38	884 OPTICAL GOODS NES		201	88
621 MATERIALS OF RUBBER	890	905	410	885 WATCHES AND CLOCKS	45	396	174
625 RUBBER TYRES, TUBES	593	578	253	892 PRINTED MATTER	550	741	327
626 RUBBER ARTICLES NES	781	1 832	795	893 ARTICLES OF PLASTIC NES	2 267	3 483	1 539
634 VENEERS, PLYWOOD, ETC	355	197	92	894 TOYS, SPORTING GOODS, ETC	2 245	726	312
641 PAPER AND PAPERBOARD	16 811	3 520	1 538	895 OFFICE SUPPLIES NES	2 324	4 301	1 917
				897 GOLD, SILVER WARE, JEWELRY	1	728	314
				898 MUSICAL INSTRUMENTS, PTS	38	205	86

## 7 IMPORTS AND EXPORTS (SPECIAL TRADE) BY COUNTRIES OF PRODUCTION AND CONSUMPTION AND BY GROUPS OF THE SITC-REV. II 1991

GROUP DESCRIPTION	DT = 100 KG	1 000 DM	1 000 \$	GROUP DESCRIPTION	DT = 100 KG	1 000 DM	1 000 \$
899 OTHER MANUFACTURED GOODS	1 517	3 569	1 566	762 RADIO BROADCAST RECEIVERS	13 850	51 443	22 767
951 WAR FIREARMS, AMMUNITION	242	2 539	1 097	763 SOUND RECORDERS, PHONOGRAPHS	4 627	25 460	11 238
971 GOLD, NON MONETARY NES		1 573	691	764 TELECOM EQPT, PTS, ACC NES	1 667	15 801	7 089
BRUNEI							
IMPORTS	3 933	381	167	771 ELECTRIC POWER MACHY NES	231	2 230	994
248 WOOD SHAPED	3 925	325	143	772 SWITCHGEAR ETC & PTS NES	6 277	48 890	21 729
EXPORTS	20 485	27 490	12 078	773 ELECTRIC DISTRIBUTING MACH	128	135	59
112 ALCOHOLIC BEVERAGES	134	69	30	775 HOUSEHOLD TYPE EQUIP NES	6 256	9 186	4 093
554 SOAPS, CLEANING ETC PREPS	612	177	82	776 TRANSISTORS, VALVES, ETC	5 599	189 086	83 984
572 EXPLOSIVES, PYROTECH PROD	43	166	79	778 ELECTRICAL MACHINERY NES	3 835	42 894	18 889
661 CEMENT ETC BUILDING PROD	8 911	168	74	784 MOTOR VEHCL PTS, ACC NES	16	111	50
662 CLAY, REFRACTORY BLDG PRD	2 980	299	136	785 MOTOR & OTHER CYCLES ETC	72	90	40
673 IRON AND STEEL SHAPES	1 989	146	66	792 AIRCRAFT	52	6 491	2 921
678 IRON, STL TUBES, PIPES, ETC	295	137	63	793 SHIPS AND BOATS	313	653	274
695 TOOLS	32	221	96	812 PLUMBING, HEATING, LIGHTING EQU	101	437	189
699 OTHER METAL MANUFACTURES	142	183	79	821 FURNITURE	5 084	4 020	1 741
723 CIVIL ENGINEERING EQUIP ETC	165	87	39	831 TRAVEL GOODS, HANDBAGS	124	423	185
724 TEXTILE, LEATHER MACHINERY	15	148	67	842 MENS OUTERWEAR NOT KNIT	4 614	12 665	5 752
725 PAPER ETC MILL MACHINERY	59	106	44	843 WOMENS OUTERWEAR NONKNIT	7 419	37 400	16 651
741 HEATING, COOLING EQUIPMENT	18	77	35	844 UNDERWEAR NOT KNIT	2 710	12 809	5 658
742 PUMPS FOR LIQUIDS ETC	18	182	80	845 OUTERWEAR KNIT NONELASTIC	6 396	31 784	14 093
743 PUMPS NES, CENTRIFUGES ETC	279	1 192	506	846 UNDERWEAR KNITTED	4 813	23 721	10 763
745 NONELEC MACHY, TOOLS NES	94	432	180	847 TEXTILE CLOTHING ACCESSORIES NES	409	1 254	553
749 NONELEC MACH PTS, ACC NES	33	185	76	848 HEADGEAR, NONTEXTILE CLOTHING	132	139	62
764 TELECOM EQPT, PTS, ACC NES	34	927	418	851 FOOTWEAR	80	149	68
772 SWITCHGEAR ETC & PTS NES	61	413	178	871 OPTICAL INSTRUMENTS	72	2 141	972
773 ELECTRIC DISTRIBUTING MACH	1 376	839	370	874 MEASURING, CONTROLLING INSTR	327	3 670	1 617
776 TRANSISTORS, VALVES, ETC		113	52	881 PHOTO APPAR & EQUIP NES	8 373	37 132	16 733
781 PASS MOTOR VEH EXC BUSES	789	1 806	807	884 OPTICAL GOODS NES	371	6 352	2 850
792 AIRCRAFT	100	14 228	6 221	885 WATCHES AND CLOCKS	2 679	19 392	8 719
812 PLUMBING, HEATING, LIGHTING EQU	441	1 379	593	892 PRINTED MATTER	2 215	2 011	890
821 FURNITURE	188	557	260	893 ARTICLES OF PLASTIC NES	11 434	6 445	2 868
851 FOOTWEAR	24	180	76	894 TOYS, SPORTING GOODS, ETC	6 801	15 075	6 660
872 MEDICAL INSTRUMENTS NES	21	86	37	896 WORKS OF ART ETC	5	84	36
874 MEASURING, CONTROLLING INSTR	7	477	213	897 GOLD, SILVER WARE, JEWELRY	1	266	114
893 ARTICLES OF PLASTIC NES	411	933	410	898 MUSICAL INSTRUMENTS, PTS	152	1 154	510
SINGAPORE							
IMPORTS	980 044	991 045	440 805	899 OTHER MANUFACTURED GOODS	1 125	1 974	884
034 FISH FRESH, CHILLED, FROZEN	824	10 185	4 555	941 ZOO ANIMALS, PETS	84	544	242
036 SHELL FISH FRESH, FROZEN	301	283	123	971 GOLD, NON MONETARY NES		7 236	3 146
058 FRUIT PRESERVED, PREPARED	490	109	52	EXPORTS	3 719 296	1 515 220	670 860
072 COCOA	7 059	8 889	3 865	011 MEAT FRESH, CHILLED, FROZEN	1 791	266	115
075 SPICES	945	382	166	022 MILK AND CREAM	830	137	67
098 EDIBLE PRODUCTS, PREPS NES	169	74	35	037 FISH ETC PREP PRSD NES	50	957	415
211 HIDES, SKINS, UNDERESSED	33	591	267	048 CEREAL ETC PREPARATIONS	606	392	170
232 NATURAL RUBBER, GUMS	312 415	92 777	41 581	054 VEG ETC FRSH, SMPLY PRSD	72	111	49
233 RUBBER, SYNTHETIC, RECLAIMED	672	176	83	056 VEGETABLES ETC PRSD, PREP	399	93	37
247 OTHER WOOD ROUGH, SQUARED	4 340	344	152	058 FRUIT PRESERVED, PREPARED	303	184	86
248 WOOD SHAPED	340 166	36 790	16 480	062 SUGAR PREPS NON-COCA	495	222	102
288 NONFERR METAL SCRAP NES	19 331	4 568	2 021	071 COFFEE AND SUBSTITUTES	228	361	159
291 CRUDE ANIMAL MATERIALS NES	681	1 213	546	073 CHOCOLATE AND PRODUCTS	980	743	321
292 CRUDE VEG MATERIALS NES	6 532	11 886	5 281	081 FEEDING STUFF FOR ANIMALS	5 318	972	428
334 PETROLEUM PRODUCTS, REFIN	37 395	1 948	909	098 EDIBLE PRODUCTS, PREPS NES	498	449	199
431 PROCESSED ANIMAL VEG CIL, ETC	4 779	368	168	111 NON-ALCOHOL BEVERAGES NES	654	100	44
516 OTHER ORGANIC CHEMICALS	116	278	137	112 ALCOHOLIC BEVERAGES	2 438	1 107	484
522 INORG ELEMENTS, OXIDES, ETC	200	83	40	122 TOBACCO MFRS	25	67	31
541 MEDICINAL ETC PRODUCTS	123	378	171	233 RUBBER, SYNTHETIC, RECLAIMED	1 338	457	201
551 ESSENTIAL OIL, PERFUME, ETC	120	501	228	273 STONE, SAND AND GRAVEL	13 583	435	191
582 PROD OF CONDENSATION ETC	14	135	61	278 OTHER CRUDE MINERALS	840 486	18 455	8 109
583 PROD OF POLYMERIZING ETC	195	150	68	292 CRUDE VEG MATERIALS NES	123	123	52
598 MISC CHEMICAL PRODS NES	176	175	81	334 PETROLEUM PRODUCTS, REFIN	5 877	1 409	622
611 LEATHER	22	576	255	335 RESIDUAL PETROLEUM PROD NES	1 986	493	214
621 MATERIALS OF RUBBER	104	117	50	423 FIXED VEG OILS, SOFT	11 710	1 490	694
625 RUBBER TYRES, TUBES	126	386	182	424 FIXED VEG OIL NONSOFT	455	92	42
628 RUBBER ARTICLES NES	675	663	293	431 PROCESSED ANIMAL VEG OIL, ETC	1 835	385	172
633 CORK MANUFACTURES	157	87	40	511 HYDROCARBONS NES, DERIVS	6 591	1 537	685
634 VENEERS, PLYWOOD, ETC	37 266	6 806	3 055	512 ALCOHOLS, PHENOLS, ETC	8 376	1 572	679
635 WOOD MANUFACTURES NES	20 151	6 853	3 069	513 ORGANIC ACIDS, ETC	69 590	13 619	6 060
642 ARTICLES OF PAPER ETC	1 761	1 177	534	514 NITROGEN-FUNCTION COMPOUNDS	6 725	2 790	1 236
651 TEXTILE YARN AND THREAD	2 752	2 206	969	515 ORG-INORG COMPOUNDS ETC	2 250	2 162	970
652 COTTON FABRICS, WOVEN	3 541	3 179	1 448	516 OTHER ORGANIC CHEMICALS	5 355	1 421	630
653 WOVEN MAN-MADE FIB FABRIC	121	183	80	522 INORG ELEMENTS, OXIDES, ETC	59 745	8 300	3 736
655 KNIT ETC FABRICS	15	158	66	523 OTHER INORGANIC CHEMICALS	27 653	10 228	4 511
658 TEXTILE ARTICLES NES	66	204	95	531 SYNT DYE, NAT INDO, LAKES	4 947	10 793	4 742
664 GLASS	11	66	31	532 DYES NES, TANNING PRODS	605	124	54
667 PEARL, PREC-, SEMI-P STONE		279	124	533 PIGMENTS, PAINTS, ETC	14 452	8 579	3 769
678 IRON, STL TUBES, PIPES, ETC	816	721	311	541 MEDICINAL ETC PRODUCTS	3 036	10 888	4 816
687 TIN	943	2 801	1 264	551 ESSENTIAL OIL, PERFUME, ETC	445	995	434
691 STRUCTURES AND PARTS NES	11 130	922	437	553 PERFUMERY, COSMETICS, ETC	2 715	2 969	1 298
694 STL, COPPER NAILS, NUTS, ETC	4 046	2 412	1 069	554 SOAPS, CLEANING ETC PREPS	20 314	4 818	2 144
695 TOOLS	377	2 063	933	562 FERTILIZERS MANUFACTURED	941 692	35 439	15 711
696 CUTLERY	2 015	9 630	4 387	572 EXPLOSIVES, PYROTECH PROD	943	3 052	1 410
697 BASE METAL HOUSEHOLD EQUIP	3 895	7 204	3 184	582 PROD OF CONDENSATION ETC	38 825	16 501	7 322
699 OTHER METAL MANUFACTURES	8 921	10 831	4 756	583 PROD OF POLYMERIZING ETC	83 935	24 453	10 792
714 ENGINES & MOTORS NES	76	958	424	584 CELLULOSE DERIVATIVES ETC	3 227	1 429	625
716 ROTATING ELECTRIC PLANT	88	415	180	591 PESTICIDES, DISINFECTANTS	2 071	1 473	643
724 TEXTILE, LEATHER MACHINERY	3 523	11 835	5 278	592 STARCH, INULIN, GLUTEN, ETC	12 915	1 691	746
726 PRINTING, REBINDING MACHY, PTS	39	102	45	598 MISC CHEMICAL PRODS NES	62 931	13 581	6 017
728 OTHER MACHY FOR SPECIAL INDUS	23	247	109	611 LEATHER	488	455	200
736 MACHINE TOOLS FOR METAL	1 416	4 548	2 074	612 LEATHER ETC MANUFACTURES	88	288	129
741 HEATING, COOLING EQUIPMENT	28	101	47	621 MATERIALS OF RUBBER	2 608	1 869	830
743 PUMPS NES, CENTRIFUGES ETC	1 210	883	393	625 RUBBER TYRES, TUBES	874	750	322
749 NONELEC MACH PTS, ACC NES	961	9 609	4 238	628 RUBBER ARTICLES NES	1 635	4 435	1 980
751 OFFICE MACHINES	8 352	64 773	28 371	634 VENEERS, PLYWOOD, ETC	10 539	1 474	632
752 AUTOMATIC DATA PROC EQUIP	3	142	63	635 WOOD MANUFACTURES NES	544	181	79
759 OFFICE & ADP MCH PTS, ACC	36	1 149	505	641 PAPER AND PAPERBOARD	31 360	6 098	2 681
761 TELEVISION RECEIVERS	7 686	20 375	9 076	642 ARTICLES OF PAPER ETC	5 059	4 307	1 901
				651 TEXTILE YARN AND THREAD	533	1 363	602
				652 COTTON FABRICS, WOVEN	503	1 914	848
				653 WOVEN MAN-MADE FIB FABRIC	3 275	9 172	4 049
				654 OTHER WOVEN TEXTILE FABRIC	74	394	172
				655 KNIT ETC FABRICS	338	930	408
				656 LACE, RIBBONS, TULLE, ETC	147	539	232
				657 SPECIAL TEXTILE ETC PROD	1 608	2 877	1 299
				658 TEXTILE ARTICLES NES	843	2 801	1 219

7 IMPORTS AND EXPORTS (SPECIAL TRADE) BY COUNTRIES OF PRODUCTION AND CONSUMPTION AND BY GROUPS OF THE SITC-REV. II 1981

GROUP DESCRIPTION	DT = 100 KG	1 000 DM	1 000 \$	GROUP DESCRIPTION	DT = 100 KG	1 000 DM	1 000 \$
659 FLOOR COVERINGS ETC	1 242	1 043	472	PHILIPPINES			
661 CEMENT ETC BUILDING PROD	23 751	414	191				
662 CLAY, REFRACTORY BLDG PRD	49 791	5 794	2 578	IMPORTS	5 993 917	951 150	422 735
663 OTH NONMETAL MINERAL MFS	4 871	5 194	2 290				
664 GLASS	8 203	4 698	2 098	034 FISH FRESH, CHILLED, FROZEN	57	931	411
665 GLASSWARE	1 799	2 965	1 290	037 FISH ETC PRESV PRSD NES	26 172	19 594	8 700
666 POTTERY	532	1 091	477	057 FRUIT, NUTS, FRESH, DRIED	48 719	13 941	6 149
667 PEARL, PRC, SEMI-P STONE	5	3 197	1 457	058 FRUIT PRESERVED, PREPARED	126 671	20 744	9 481
671 FIG IPCN ETC	555	514	232	071 COFFEE AND SUBSTITUTES	11 159	4 994	2 288
672 IRON, STL PRIMARY FORMS	5 765	484	212	072 COCCA	3 620	4 585	1 975
673 IRON AND STEEL SHAPES	632 146	45 298	20 021	081 FEEDING STUFF FOR ANIMLS	3 201 744	136 705	61 052
674 IRN, STL UNIV, PLATE, SHEET	25 567	3 414	1 466	111 TOBACCO UNMNFCTD, REFUSE	42 307	19 889	8 850
675 IRON, STEEL HOOP, STRIP	24 565	3 967	1 743	122 TOBACCO MFRS	49	189	86
676 RAILWAY RAILS ETC IRN, STL	601	130	60	223 SEEDS FOR OTH FIXED OILS	189 172	16 089	7 006
677 IRN, STL WIRE EXCL W ROD	3 409	829	380	232 NATURAL RUBBER, RUMS	1 735	481	228
678 IRON, STL TLGBS, PIPES, ETC	86 002	16 091	7 113	247 OTH WOOD ROUGH, SQUARED	20 291	1 284	573
681 SILVER, PLATINUM, ETC	126	4 656	2 067	248 WOOD SHAPED	113 178	12 297	5 357
682 COPPER EXCL CEMENT COPPER	16 064	13 924	6 146	251 PULP AND WASTE PAPER	8 338	4 252	1 909
683 NICKEL	24	121	52	265 VEG FIERE, EXCL COIN JUTE	1 020	200	88
684 ALUMINIUM	9 971	9 581	4 160	287 FASE METAL ORES, CONC NES	201	283	125
691 STRUCTURES AND PARTS NES	16 943	7 654	3 488	291 CRUDE ANIMAL MTRIALS NES	1 051	295	131
692 METAL TANKS, BOXES, ETC	652	771	330	292 CRUDE VEG MATERIALS NES	858	296	132
693 WIRE PRODUCTS NON FLECTR	8 342	2 319	1 016	424 FIXED VEG OIL NONSOFT	1 924 803	261 443	115 635
694 STL, COPPR NAILS, NUTS, ETC	2 553	4 092	1 798	431 PROCESD ANML VEG OIL, ETC	16 734	1 604	712
695 TOOLS	5 638	19 029	8 442	612 LEATHER ETC MANUFACTURES	15	192	85
696 CUTLERY	683	3 685	1 637	634 VENEERS, PLYWOOD, ETC	55 441	9 130	4 041
697 BASE MTL HOUSEHOLD EQUIP	2 715	2 250	993	635 WOOD MANUFACTURES NES	7 746	4 334	1 910
699 OTHER METAL MANUFACTURES	32 715	25 983	11 498	651 TEXTILE YARN AND THREAD	2 541	3 001	1 318
711 STEAM BOILERS & AUX PLNT	1 000	1 402	617	656 LACE, RIBBONS, TULLE, ETC	40	73	31
712 STEAM ENGINES, TURBINES	26	1 057	464	657 SPECIAL TEXTILE ETC PROD	3 042	1 264	563
713 INTRNL COMBUS PISTN ENGN	23 677	107 308	47 418	658 TEXTILE ARTICLES NES	1 658	5 218	2 336
714 ENGINES & MOTORS NES	32	1 941	865	659 FLCCR COVERINGS ETC	590	649	292
716 ROTATING ELECTRIC PLANT	7 962	13 816	6 097	662 CLAY, REFRACTORY BLDG PRD	14 692	2 093	929
718 OTH POWER GENERATG MACHY	33	265	121	666 POTTERY	1 658	1 359	614
721 AGRIC MACHY, EXC TRACTORS	333	743	327	674 IRN, STL UNIV, PLATE, SHEET	17 204	1 764	793
722 TRACTORS NON-ROAD	2 346	2 009	883	683 NICKEL	32 579	44 058	20 039
723 CIVIL ENGINEERG EQUIP ETC	10 651	14 266	6 319	714 ENGINES & MOTORS NES	2	116	58
724 TEXTILE, LEATHER MACHNRY	2 927	12 850	5 738	762 RADIO BROADCAST RECEIVRS	150	531	245
725 PAPER ETC MILL MACHINERY	2 123	4 470	1 972	763 SOUND RECORDRS, PHONOGRPH	39	105	47
726 PRINTG, EKE INDG MACHY, PTS	11 324	38 838	17 144	764 TELECOM EQFT, PTS, ACC NES	14	1 234	584
727 FOOD MACHY NON-DOMESTIC	2 049	1 911	840	772 SWITCHGEAR ETC & PTS NES	10	101	42
728 OTH MACHY FOR SPCL INDUS	18 003	47 024	20 769	776 TRANSISTORS, VALVES, ETC	944	62 092	27 520
729 MACHINE TOOLS FOR METAL	12 764	37 136	16 761	778 ELECTRICAL MACHINERY NES	22	206	96
737 METALWORKING MACHNRY NES	515	4 684	2 042	781 PASS MOTOR VEH EXC BUSES	78	98	42
741 HEATING, COOLING EQUIPMNT	15 606	20 350	9 075	784 MOTOR VEHCL PTS, ACC NES	30 137	24 136	10 579
742 PUMPS FOR LIQUIDS ETC	5 344	16 246	7 176	792 AIRCRAFT	86	4 705	1 911
743 PUMPS NES, CENTRIFUGES ETC	4 941	18 412	8 096	793 SHIPS AND BOATS	29	62	31
744 MECHANICAL HANDLING EQU	20 647	24 525	10 931	821 FURNITURE	8 082	9 703	4 310
745 NONELEC MACHY, TOOLS NES	6 964	31 995	14 285	831 TRAVEL GOODS, HANDBAGS	664	1 427	651
749 NONELEC MACH PTS, ACC NES	33 934	77 661	34 303	842 MENS OUTERWEAR NOT KNIT	11 087	34 317	15 145
751 OFFICE MACHINES	2 192	9 068	4 016	843 WOMENS OUTERWEAR NONKNIT	5 819	31 280	13 999
752 AUTOMATIC DATA PROC EQUIP	105	2 281	959	844 UNDERWEAR NOT KNIT	3 294	14 076	6 234
759 OFFICE & ADP MCH PTS, ACC	145	1 993	859	845 OUTERWEAR KNIT NONELASTC	7 432	28 468	12 630
761 TELEVISION RECEIVERS	6 317	21 169	9 424	846 UNDERWEAR KNITTED	17 406	70 489	31 377
762 RADIO BROADCAST RECEIVRS	172	1 892	831	847 TXTL CLTHNG ACCESSRYS NES	1 532	7 841	3 140
763 SOUND RECORDRS, PHONOGRPH	128	2 709	1 231	848 HEADGEAR, NONTXTL CLOTHNG	640	6 014	2 617
764 TELECOM EQFT, PTS, ACC NES	6 030	35 926	16 124	851 FOOTWEAR	6 770	11 945	5 555
771 ELECTRIC POWER MACHY NES	7 524	8 775	3 939	873 METERS & COUNTERS NES	67	2 551	1 132
772 SWITCHGEAR ETC & PTS NES	12 914	61 353	27 201	874 MEASURING, CONTROLLING INSTR	19	692	302
773 ELECTR DISTRIBUTING MACH	7 133	8 377	3 730	881 PHOTO APPAR & EQUIPT NES	1 892	14 946	6 621
774 ELECTRO-MEDCL, XRAY EQUIP	329	4 631	2 118	885 WATCHES AND CLOCKS	686	3 187	1 431
775 HOUSEHOLD TYPE EQUIP NES	1 871	5 076	2 252	892 PRINTED MATTER	119	97	43
776 TRANSISTORS, VALVES, ETC	2 146	79 941	35 363	893 ARTICLES OF PLASTIC NES	116	150	69
778 ELECTRICAL MACHINERY NES	7 835	30 871	13 795	894 TOYS, SPORTING GOODS, ETC	3 166	6 221	2 788
791 PASS MOTOR VEH EXC BUSES	26 608	53 432	23 595	896 WORKS OF ART ETC	33	168	73
792 LORRIES, SPCL MTR VEH NES	13 242	22 560	9 657	897 GOLD, SILVER WARE, JEWELRY	196	1 088	477
794 MOTOR VEHCL PTS, ACC NES	31 116	54 396	24 001	898 MUSICAL INSTRUMENTS, PTS	87	160	68
795 MOTOR & OTHER CYCLES ETC	232	280	127	899 OTHER MANUFACTURED GOODS	10 425	16 569	7 358
796 VEH NES NONMOTR, TRAILERS	4 762	2 591	1 146	951 WAR FIREARMS, AMMUNITION	8	96	40
791 RAILWAY VEHICLES	38	111	50				
792 AIRCRAFT	21	1 705	770	EXPORTS	646 915	622 895	275 511
793 SHIPS AND BOATS	51 439	12 573	5 450				
812 PLUMBS, HEATING, LGHTNG EQU	3 402	7 373	3 273	001 LIVE ANIMALS	2	96	38
821 FURNITURE	13 823	6 098	2 711	022 MILK AND CREAM	13 850	3 003	1 439
831 TRAVEL GOODS, HANDBAGS	238	4 460	1 941	054 VEG ETC FRSH, SMPLY PRSD	1 106	166	74
842 MENS OUTERWEAR NOT KNIT	15	242	107	058 FRUIT PRESERVED, PREPARED	517	122	55
843 WOMENS OUTERWEAR NONKNIT	20	341	147	061 SUGAR AND HONEY	8 886	1 168	507
845 OUTERWEAR KNIT NONELASTC	50	426	186	081 FEEDING STUFF FOR ANIMLS	1 177	174	79
846 UNDERWEAR KNITTED	89	950	423	098 EDIBLE PRODCTS, PREPS NES	682	1 516	672
847 TXTL CLTHNG ACCESSRYS NES	47	295	132	112 ALCOHOLIC BEVERAGES	245	116	51
848 HEADGEAR, NONTXTL CLOTHNG	250	652	291	233 RUBBER, SYNTHETIC RECLAIMD	3 332	2 200	963
851 FOOTWEAR	3 118	18 967	8 416	251 PULP AND WASTE PAPER	497	102	46
871 OPTICAL INSTRUMENTS	91	3 052	1 364	266 SYNTHETIC FIBRE TO SPIN	1 999	665	284
872 MEDICAL INSTRUMENTS NES	241	2 999	1 348	273 STONE, SAND AND GRAVEL	43 531	641	293
873 METERS & COUNTERS NES	451	1 281	577	278 OTHER CRUDE MINERALS	51 079	1 163	519
874 MEASURING, CONTROLLING INSTR	1 886	27 087	11 940	292 CRUDE VEG MATERIALS NES	367	372	168
881 PHOTO APPAR & EQUIPT NES	1 565	12 357	5 491	334 PETROLEUM PRODUCTS, REFIN	3 434	898	390
882 PHOTO, CINEMA SUPPLIES	4 570	4 844	2 149	335 RESIDUAL PETRLM PROD NES	1 644	328	140
884 OPTICAL GOODS NES	129	11 235	4 984	424 FIXED VEG OIL NONSOFT	1 169	210	90
885 WATCHES AND CLOCKS	393	4 120	1 854	431 PROCESD ANML VEG OIL, ETC	5 471	967	427
892 PRINTED MATTER	378	1 212	535	511 HYDROCARBONS NES, DERIVS	8 245	1 547	672
893 ARTICLES OF PLASTIC NES	5 061	7 969	3 497	512 ALCOHOLS, PHENOLS, ETC	27 814	4 908	2 227
894 TOYS, SPORTING GOODS, ETC	716	1 762	777	513 ORGANIC ACIDS, ETC	21 790	5 525	2 443
895 OFFICE SUPPLIES NES	1 141	5 165	2 281	514 NITROGEN-FUNCTN COMPOUNDS	4 278	3 299	1 457
897 GOLD, SILVER WARE, JEWELRY	11	3 268	1 436	515 ORG-INORG COMPOUNDS ETC	4 223	6 734	2 928
898 MUSICAL INSTRUMENTS, PTS	449	2 749	1 205	516 OTHER ORGANIC CHEMICALS	3 653	3 336	1 483
899 OTHER MANUFACTURED GOODS	1 296	2 475	1 092	522 INDRG ELEMNTS, OXIDES, ETC	45 279	5 907	2 576
951 WAR FIREARMS, AMMUNITION	403	1 102	480	523 OTHR INORGANIC CHEMICALS	18 180	2 761	1 207
971 GOLD, NON MONETARY NES	8	25 890	11 342	531 SYNT DYE, NAT INDGO, LAKES	6 543	14 790	6 491
972 GOLD COIN		509	234	532 DYES NES, TANNING PRODS	3 442	818	356
				533 PIGMENTS, PAINTS, ETC	16 648	6 725	2 971
				541 MEDICINAL ETC PRODUCTS	2 873	15 095	6 710
				551 ESSENTL OIL, PERFUME, ETC	448	984	
				554 SOAPS, CLEANING ETC PREPS	8 578	2 760	1 214
				562 FERTILIZERS MANUFACTURED	18 235	1 335	563

## 7 IMPORTS AND EXPORTS (SPECIAL TRADE) BY COUNTRIES OF PRODUCTION AND CONSUMPTION AND BY GROUPS OF THE SITC-REV. II 1981

GROUP DESCRIPTION	CT = 100 KG	1 000 DM	1 000 \$	GROUP DESCRIPTION	DT = 100 KG	1 000 DM	1 000 \$
572 EXPLOSIVES, PYROTECH PROD	37	247	117	894 TOYS, SPORTING GOODS, ETC.	49	187	80
582 PROD OF CONDENSATION ETC	7 997	3 518	1 548	895 OFFICE SUPPLIES NES	557	2 334	1 042
583 PROD OF POLYMERIZING ETC	47 356	10 292	4 580	897 GOLD, SILVER WARE, JEWELRY	1	118	53
584 CELLULOSE DERIVATIVES ETC	1 172	743	324	898 MUSICAL INSTRUMENTS, PTS	79	288	122
585 PLASTIC MATERIALS NES	688	231	102	899 OTHER MANUFACTURED GOODS	523	1 565	688
591 PESTICIDES, DISINFECTANTS	3 637	2 550	1 114	971 GOLD, NON MONETARY NES	2	204	971
592 STARCH, INULIN, GLUTEN, ETC	1 842	1 267	563	972 GOLD COIN	326		162
598 MISC CHEMICAL PRODS NES	21 689	8 539	3 781				
605 INDUSTRIAL PLANT, CHAP 73	1 679	756	318	MONGOL F REP			
611 LEATHER	59	283	125				
621 MATERIALS OF RUBBER	2 181	1 449	641	IMPORTS	1 707	2 395	1 076
628 RUBBER ARTICLES NES	419	968	423				
633 CORK MANUFACTURES	63	73	30	212 FUR SKINS UNDRESSED	144	1 249	564
635 WOOD MANUFACTURES NES	102	162	74	268 WOOL (EXC TOPS), ANML HAIR	949	659	297
641 PAPER AND PAPERBOARD	23 277	3 034	1 319	291 CRUDE ANIMAL MATERIALS NES	546	255	112
642 ARTICLES OF PAPER ETC	414	344	154	941 ZOO ANIMALS, PETS		80	35
651 TEXTILE YARN AND THREAD	681	1 828	796				
652 COTTON FABRICS, WOVEN	574	2 442	1 068	EXPORTS	1 911	3 366	1 527
653 WOVN MAN-MADE FIB FABRIC	1 775	3 898	1 740				
654 OTH WOVEN TEXTILE FABRIC	41	96	46	582 PROD OF CONDENSATION ETC	111	87	37
655 KNIT ETC FABRICS	120	530	239	583 PROD OF POLYMERIZING ETC	1 004	285	132
656 LACE, RIBBONS, TULLE, ETC	109	510	227	663 OTH NONMETAL MINERAL MFS	49	68	32
657 SPECIAL TEXTILE ETC PROD	1 065	1 900	838	695 TOOLS	26	124	57
662 CLAY, REFRACTORY BLDG PRD	4 151	642	268	724 TEXTILE, LEATHER MACHNRY	159	734	314
663 OTH NONMETAL MINERAL MFS	1 755	1 492	657	728 OTH MACHY FOR SPCL INDUS	180	551	266
664 GLASS	1 769	459	209	736 MACHINE TOOLS FOR METAL	7	101	41
665 GLASSWARE	400	592	272	741 HEATING, COOLING EQUIPMNT	14	81	35
666 POTTERY	258	597	260	745 NONELEC MACHY, TOOLS NES	2	80	38
671 PIG IRON ETC	1 814	386	166	751 OFFICE MACHINES	21	150	69
672 IRON, STL PRIMARY FORMS	34 295	1 314	579	774 ELECTRO-MEDCL, XRAY EQUIP	2	69	34
673 IRON AND STEEL SHAPES	5 811	885	380	874 MEASURING, CONTROLING INSTR	6	249	109
674 IRN, STL UNIV, PLATE, SHEET	815	339	159	881 PHOTO APPAR & EQUIPT NES	14	335	159
675 IRON, STEEL HOOP, STRIP	1 206	350	156				
678 IRON, STL TUBES, PIPES, ETC	4 940	1 026	483	P REP CHINA			
681 SILVER, PLATINUM, ETC	3	91	40				
682 COPPER EXC CEMENT COPPER	217	395	172	IMPORTS	7 689 487	1 728 118	769 119
683 NICKEL	56	150	68				
684 ALUMINIUM	1 713	1 080	475	011 MEAT FRESH, CHILLD, FROZEN	8 200	6 129	2 659
685 LEAD	856	179	85	014 MEAT PREPD, PRSVD, NES ETC	4 421	1 792	758
691 STRUCTURES AND PARTS NES	3 007	1 028	468	034 FISH FRESH, CHILLED, FROZEN	234	126	55
692 METAL TANKS, BOXES, ETC	66	189	85	036 SHELL FISH FRESH, FROZEN	6 638	12 760	5 652
693 WIRE PRODUCTS NON ELECTR	150	236	102	037 FISH ETC PREPD PRSVD NES	168	613	263
694 STL, COPPR NAILS, NUTS, ETC	75	128	55	042 RICE	357	68	32
695 TOOLS	1 910	3 174	1 406	045 CEREALS NES UNMILLED	5 717	1 054	460
696 CUTLERY	82	639	280	048 CEREAL ETC PREPARATIONS	1 421	69	211
697 BASE MTL HOUSEHOLD EQUIP	592	534	230	054 VEG ETC FRSH, SMPLY PRSVD	1 225 322	69 588	31 116
699 OTHER METAL MANUFACTURES	3 792	3 674	1 625	056 VEGTBLES ETC PRSVD, PREPD	423 971	122 856	54 558
700 INDUSTRIAL PLANT, CHAP 84	13 047	16 763	6 894	057 FRUIT, NUTS, FRESH, DRIED	43 061	11 365	5 010
703 INDUSTRIAL PLANT, CHAP 85	2 128	2 984	1 243	058 FRUIT PRESERVED, PREPARED	133 609	20 985	9 359
711 STEAM BOILERS & AUX PLNT	1 427	1 332	593	061 SUGAR AND HONEY	171 382	31 774	14 119
712 STEAM ENGINES, TURBINES	152	2 545	1 092	072 COCOA	2 545	2 765	1 298
713 INTRNL COMBUS PISTN ENGM	1 694	7 605	3 435	074 TEA AND MATE	22 999	18 541	8 295
714 ENGINES & MOTORS NES	7	185	81	075 SPICES	14 710	2 942	1 294
716 ROTATING ELECTRIC PLANT	1 453	3 983	1 742	081 FEEDING STUFF FOR ANMLs	209 441	8 307	3 793
718 OTH POWER GENERATG MACHY	22	106	45	098 EDIBLE PRODUCTS, PREPS NES	7 130	1 465	653
721 AGRIC MACHY, EXC TRACTORS	83	161	72	112 ALCOHOLIC BEVERAGES	647	327	142
722 TRACTORS NON-ROAD	2 682	2 868	1 245	121 TOBACCO UNMNFCTD, REFUSE			
723 CIVIL ENGINEER EQUIP ETC	3 126	3 999	1 760	211 HIDES, SKINS, UNDRESSED	2 153	5 737	2 556
724 TEXTILE, LEATHER MACHNRY	3 504	18 349	8 082	212 FUR SKINS UNDRESSED	692	14 587	6 385
725 PAPER ETC MILL MACHINERY	2 129	6 440	2 714	222 SEEDS FOR SOFT FIXED OIL	113 130	31 846	13 831
726 PRINTG, BKLNDG MACHY, PTS	1 501	5 923	2 568	223 SEEDS FOR OTH FIXED OILS	59 479	6 532	2 939
727 FOOD MACHRY NON-DOMESTIC	658	3 786	1 673	232 RUBBER, SYNTHETIC, RECLAIMD			
728 OTH MACHY FOR SPCL INDUS	11 130	22 895	10 057	247 OTH WOOD ROUGH, SQUARED	3 311	359	148
736 MACHINE TOOLS FOR METAL	1 351	3 562	1 602	261 SILF	1 696	4 807	2 101
737 METALWORKING MACHNRY NES	231	251	113	264 JUTE, OTH TEX BAST FIBRES	12 835	1 145	509
741 HEATING, COOLING EQUIPMNT	3 886	8 223	3 580	265 VEG FIBRE, EXCL COTN JUTE	1 574	468	202
742 PUMPS FOR LIQUIDS ETC	851	4 325	1 939	268 WOOL (EXC TOPS), ANML HAIR	12 780	34 697	15 430
743 PUMPS NES, CENTRIFUGES ETC	1 687	4 946	2 229	278 OTHER CRUDE MINERALS	1 271 289	36 228	16 044
744 MECHANICAL HANDLING EQU	2 893	4 176	1 821	287 BASE METAL ORES, CONC NES	605 372	39 416	17 732
745 NONELEC MACHY, TOOLS NES	1 798	9 709	4 269	288 NONFERR METAL SCRAP NES	54 223	6 920	3 174
749 NONELEC MACH PTS, ACC NES	1 647	6 852	3 035	291 CRUDE ANIMAL MATERIALS NES	120 206	111 946	49 589
751 OFFICE MACHINES	1 395	5 766	2 549	292 CRUDE VEG MATERIALS NES	32 073	9 759	4 406
752 AUTOMATIC DATA PROC EQUIP	240	7 445	3 372	322 COAL, LIGNITE, PEAT	1 550 225	24 589	11 058
759 OFFICE & ADP MCH PTS, ACC	32	493	214	334 PETROLEUM PRODUCTS, REFIN	182 288	12 433	5 792
763 SOUND RECORDRS, PHONOGRF	17	97	43	335 RESIDUAL PETRLM PROD NES	1 456	207	92
764 TELECOM EWPT, PTS, ACC NES	5 898	157 010	70 128	423 FIXED VEG OILS, SOFT	28 404	6 872	2 995
771 ELECTRIC POWER MACHY NES	3 092	5 890	2 533	424 FIXED VEG OIL NONSOFT	5 963	1 127	528
772 SWITCHGEAR ETC & PTS NES	1 691	7 072	3 182	431 PROCESD ANML VEG OIL, ETC	1 692	613	280
773 ELECTR DISTRIBUTING MACH	13 115	22 807	10 054	511 HYDROCARBONS NES, DERIVS	1 276	531	228
774 ELECTRO-EDCL, XRAY EQUIP	19	487	214	512 ALCOHOLS, PHENOLS, ETC	8 940	7 526	3 374
775 HOUSEHOLD TYPE EQUIP NES	981	949	416	513 ORGANIC ACIDS, ETC	20 764	7 457	3 303
776 TRANSISTORS, VALVES, ETC	739	56 158	24 842	514 NITROGEN-FUNCTN COMPOUNDS	13 366	7 446	3 323
778 ELECTRICAL MACHINERY NES	7 723	10 098	4 506	515 ORG-INORG COMPOUNDS ETC	29 458	43 448	19 241
781 PASS MOTOR VEH EXC BUSES	6 342	10 584	4 665	516 OTHER ORGANIC CHEMICALS	4 586	2 770	1 236
782 LORRIES, SPCL MTR VEH NES	3 065	3 071	1 382	522 INORG ELEMNTS, OXIDES, ETC	29 510	16 538	7 353
783 ROAD MOTOR VEHICLES NES	506	552	245	523 OTHR INORGANIC CHEMICALS	115 530	17 071	7 578
784 MOTOR VEHCL PTS, ACC NES	5 204	8 177	3 707	524 RADIOACTIVE ETC MATERIAL	21	237	106
785 MOTOR & OTHER CYCLES ETC	57	88	38	531 SYNT DYE, NAT INDGC, LAKES	386	400	186
786 VEH NES NONMOTR, TRAILERS	134	158	73	541 MEDICINAL ETC PRODUCTS	12 341	30 883	13 974
791 RAILWAY VEHICLES	159	763	359	551 ESSENTIAL OIL, PERFUME, ETC	6 628	9 240	4 096
792 AIRCRAFT	33	1 985	881	553 PERFUMERY, COSMETICS, ETC	59	74	31
812 PLUMB, HEATING, LGHTNG EQU	328	458	203	554 SOAPS, CLEANING ETC PREPS	628	242	105
821 FURNITURE	181	2 463	1 160	572 EXPLOSIVES, PYROTECH PROD	45 093	15 776	6 823
847 TXTL CLTHNG ACCESSRY NES	79	168	575	585 PLASTIC MATERIALS NES	3 004	7 404	3 247
848 HEADGEAR, NONTXTL CLOTHING	15	115	51	591 PESTICIDES, DISINFECTANTS	90	173	77
871 OPTICAL INSTRUMENTS	6	317	145	592 STARCH, INULIN, GLUTEN, ETC	9 296	2 590	1 172
872 MEDICAL INSTRUMENTS NES	47	1 239	546	598 MISC CHEMICAL PRODS NES	179 636	34 337	15 333
873 METERS & COUNTERS NES	25	427	180	611 LEATHER	37	79	34
874 MEASURING, CONTROLING INSTR	321	4 448	1 984	613 FUR SKINS TANNED, DRESSED	1 537	19 724	8 773
881 PHOTO APPAR & EQUIPT NES	269	1 430	644	621 MATERIALS OF RUBBER	1 205	458	217
882 PHOTO, CINEMA SUPPLIES	295	398	171	628 RUBBER ARTICLES NES	2 072	821	349
884 OPTICAL GOODS NES		76	35	633 CORK MANUFACTURES	104	255	114
885 WATCHES AND CLOCKS	27	200	91	635 WOOD MANUFACTURES NES	5 428	3 117	1 384
892 PRINTED MATTER	418	512	225	641 PAPER AND PAPERBOARD	656	163	67
893 ARTICLES OF PLASTIC NES	574	988	433	642 ARTICLES OF PAPER ETC	11 868	4 081	1 789

## 7 IMPORTS AND EXPORTS (SPECIAL TRADE) BY COUNTRIES OF PRODUCTION AND CONSUMPTION AND BY GROUPS OF THE SITC-REV. II 1981

GROUP DESCRIPTION	DT = 100 KG	1 000 DM	1 000 \$	GROUP DESCRIPTION	DT = 100 KG	1 000 DM	1 000 \$
651 TEXTILE YARN AND THREAD	19 929	12 394	5 764	642 ARTICLES OF PAPER ETC	170	87	35
652 COTTON FABRICS, WOVEN	25 397	34 534	15 413	651 TEXTILE YARN AND THREAD	58 232	32 864	14 654
653 WOVN MAN-MADE FIB FABRIC	22 674	18 175	7 999	652 COTTON FABRICS, WOVEN	165	730	327
654 OTH WOVN TEXTILE FABRIC	2 906	21 863	9 937	653 WOVN MAN-MADE FIB FABRIC	29	118	50
655 KNIT ETC FABRICS	18	223	93	655 KNIT ETC FABRICS	222	365	139
656 LACE, RIBBONS, TULLE, ETC	87	678	306	656 LACE, RIBBONS, TULLE, ETC	20	146	62
657 SPECIAL TEXTILE ETC PROD	1 416	1 570	702	657 SPECIAL TEXTILE ETC PROD	64	419	185
658 TEXTILE ARTICLES NES	54 678	63 324	28 155	658 TEXTILE ARTICLES NES	41	85	39
659 FLOOR COVERINGS ETC	17 780	49 105	21 788	659 FLOOR COVERINGS ETC	1	92	42
661 CEMENT ETC BUILDING PROD	743	150	67	662 CLAY, REFRACTORY BLDG PROD	2 566	471	216
663 OTH NONMETAL MINERAL MFS	3 239	1 652	730	663 OTH NONMETAL MINERAL MFS	355	494	222
664 GLASS	412	162	72	664 GLASS	1 986	1 494	665
665 GLASSWARE	4 609	1 357	683	665 GLASSWARE	11	67	31
666 POTTERY	13 133	6 410	2 851	667 PEARL, PREC-, SEMI-P STONE	223	671	287
667 PEARL, PREC-, SEMI-P STONE	8	3 989	1 761	673 IRON AND STEEL SHAPES	99 000	6 099	2 806
671 PIG IRON ETC	542	1 336	573	674 IRN, STL UNIV, PLATE, SHEET	854 058	65 276	29 646
673 IRON AND STEEL SHAPES	1 455	146	69	675 IRON, STEEL HOOP, STRIP	106 450	11 190	4 936
677 IRN, STL WIRE EXCL W ROD	4 463	621	267	677 IRN, STL WIRE EXCL W ROD	1 908	490	213
678 IRON, STL TUBES, PIPES, ETC	602	163	68	678 IRON, STL TUBES, PIPES, ETC	55 060	12 141	5 433
679 IRN, STL CASTINGS UNWORKED	6 129	586	257	681 SILVER, PLATINUM, ETC	7	449	216
681 SILVER, PLATINUM, ETC		1 171	511	682 COPPER EXC CEMENT COPPER	466	899	403
687 TIN	2 450	7 752	3 384	683 NICKEL	50	145	67
689 NON-FER BASE METALS NES	6 846	5 260	2 346	684 ALUMINIUM	6 219	3 879	1 760
693 WIRE PRODUCTS NON ELECTR	214	89	40	685 LEAD	215	231	110
694 STL, COPPR NAILS, NUTS, ETC	55 350	10 601	4 649	691 STRUCTURES AND PARTS NES	554	2 287	1 065
695 TOOLS	55 361	23 002	10 202	692 METAL TANKS, BOXES, ETC	617	491	226
696 CUTLERY	4 324	4 179	1 853	693 WIRE PRODUCTS NON ELECTR	2 806	831	379
697 BASE METAL HOUSEHOLD EQUIP	13 706	3 755	1 652	694 STL, COPPR NAILS, NUTS, ETC	196	422	187
699 OTHER METAL MANUFACTURES	51 320	7 754	3 457	695 TOOLS	225	898	396
710 ROTATING ELECTRIC PLANT	13 408	4 397	1 930	699 OTHER METAL MANUFACTURES	627	736	323
736 MACHINE TOOLS FOR METAL	5 113	2 105	922	700 INDUSTRIAL PLANT, CHAP 84	347 459	495 355	219 332
743 PUMPS NES, CENTRIFUGES ETC	22	92	44	703 INDUSTRIAL PLANT, CHAP 85	72 805	179 998	78 314
744 MECHANICAL HANDLING EQU	1 936	617	276	711 STEAM BOILERS & AUX PLNT	106 574	60 234	25 096
749 NONELEC MACH PTS, ACC NES	1 635	1 215	530	712 STEAM ENGINES, TURBINES	50	279	118
764 TELECOM EQUIP, PTS, ACC NES	14	194	81	713 INTRNL COMBUS PISTN ENGN	870	4 500	2 055
771 ELECTRIC POWER MACHY NES	92	107	44	716 ROTATING ELECTRIC PLANT	1 847	3 869	1 778
776 ELECTRICAL MACHINERY NES	435	99	41	718 OTH POWER GENERATG MACHY	973	1 619	740
812 PLUMB, HEATING, LIGHTING EQU	2 233	1 225	553	721 AGRIC MACHY, EXC TRACTORS	495	607	263
821 FURNITURE	27 052	22 399	9 987	722 TRACTORS NON-ROAD	697	852	382
831 TRAVEL GOODS, HANDBAGS	5 977	11 307	5 052	723 CIVIL ENGINEER EQUIP ETC	81 418	43 143	19 732
842 MENS OUTERWEAR NOT KNIT	32 627	60 437	26 576	724 TEXTILE, LEATHER MACHNRY	19 332	56 330	25 618
843 WOMENS OUTERWEAR NONKNIT	10 099	25 653	11 395	726 PRINTG, BKGNDG MACHY, PTS	1 921	6 312	2 832
844 UNDERWEAR NOT KNIT	11 164	22 043	9 975	727 FOOD MACHRY NON-DOMESTIC	148	487	220
845 OUTERWEAR KNIT NONELASTC	9 952	27 582	12 211	728 OTH MACHRY FOR SFCL INDUS	19 344	36 081	16 143
846 UNDERWEAR KNITTED	15 002	27 795	12 400	736 MACHINE TOOLS FOR METAL	13 467	35 199	15 543
847 TXTL CLTHNG ACCESSRYS NES	5 025	14 729	6 575	737 METALWORKING MACHNRY NES	7 043	6 894	3 060
848 HEADGEAR, NONTXL CLOTHNG	70 900	160 856	72 146	741 HEATING, COOLING EQUIPMNT	14 659	30 399	13 559
851 FOOTWEAR	22 118	20 466	9 102	742 PURFS FOR LIQUIDS ETC	2 260	10 317	4 604
871 OPTICAL INSTRUMENTS	244	875	397	743 PUMPS NES, CENTRIFUGES ETC	9 713	28 436	13 336
874 MEASURING, CONTROLLING INSTR	689	818	362	744 MECHANICAL HANDLING EQU	13 291	19 274	8 770
881 PHOTO APPAR & EQUIPT NES	19	92	40	745 NONELEC MACHY, TOOLS NES	2 885	11 046	4 781
882 PHOTO, CINEMA SUPPLIES	289	745	331	749 NONELEC MACH PTS, ACC NES	1 743	6 443	2 841
885 WATCHES AND CLOCKS	289	1 703	746	751 OFFICE MACHINES	329	1 897	819
892 PRINTED MATTER	317	347	152	752 AUTOMATIC DATA PROC EQUIP	17	939	407
893 ARTICLES OF PLASTIC NES	567	587	268	759 OFFICE & ADP MCH PTS, ACC	10	1 263	537
894 TOYS, SPORTING GOODS, ETC	12 107	16 366	7 172	763 SOUND RECORDERS, PHONOGRPH	4	149	66
895 OFFICE SUPPLIES NES	1 263	483	217	764 TELECOM EQUIP, PTS, ACC NES	2 258	10 703	4 690
896 WORKS OF ART ETC	333	2 303	1 017	771 ELECTRIC POWER MACHY NES	33	208	94
897 GOLD, SILVER WARE, JEWELRY	79	1 978	879	772 SWITCHGEAR ETC & PTS NES	668	4 768	2 111
898 MUSICAL INSTRUMENTS, PTS	1 614	2 427	1 063	773 ELECTR DISTRIBUTING MACH	1 004	1 790	811
899 OTHER MANUFACTURED GOODS	164 714	80 071	35 646	774 ELECTRO-MEDCL, XRAY EQUIP	208	5 063	2 270
941 ZOO ANIMALS, PETS	14	259	110	775 HOUSEHOLD TYPE EQUIP NES	68	122	50
961 COIN NONGOLD, NONCURRENT	3	603	264	776 TRANSISTORS, VALVES, ETC	12	1 454	698
972 GOLD COIN		155	69	778 ELECTRICAL MACHINERY NES	283	3 481	1 528
EXPORTS	7 656 543	2 296 488	1 016 487	781 PASS MOTOR VEH EXC BUSES	499	987	439
041 WHEAT ETC UNMILLED	1 476 208	60 256	26 713	782 LORRIES, SPCL MTR VEH NES	2 117	3 951	1 778
061 SUGAR AND HONEY	117 127	17 144	7 593	783 ROAD MOTOR VEHICLES NES	404	744	342
233 RUBBER, SYNTHETIC, RECLAIMD	1 089	264	114	784 MOTOR VEHCL PTS, ACC NES	547	1 805	806
266 SYNTHETIC FIBRE TO SPIN	294 338	86 401	38 532	786 VEH NES NONMOTR, TRAILERS	954	665	308
268 WOOL(EXC TOPS), ANML HAIR	96	80	35	791 RAILWAY VEHICLES	7	88	36
291 CRUDE ANIMAL MTRIALS NES	98	595	254	792 AIRCRAFT	4	662	295
292 CRUDE VEG MATERIALS NES	106	143	62	793 SHIPS AND BOATS	130 500	38 264	16 216
334 PETROLEUM PRODUCTS, PEFIN	2 808	620	262	801 INDUSTRIAL PLANT, CHAP 90	1 971	9 060	3 919
335 RESIDUAL PETRL* PROD NES	3 000	606	268	812 PLUMB, HEATING, LIGHTING EQU	70	332	137
511 HYDROCARBONS NES, DERIVS	269 535	28 208	12 442	821 FURNITURE	137	209	82
512 ALCOHOLS, PHENOLS, ETC	782 700	128 688	57 594	845 CUTEWEAR KNIT NONELASTC	4	79	30
513 ORGANIC ACIDS, ETC	482 918	81 976	36 333	848 HEADGEAR, NONTXL CLOTHNG	66	180	83
514 NITROGEN-FUNCTN COMPOUNDS	48 411	33 169	14 844	871 OPTICAL INSTRUMENTS	364	10 584	4 724
515 ORG-INORG COMPOUNDS ETC	10 328	5 777	2 474	872 MEDICAL INSTRUMENTS NES	88	2 271	1 023
516 OTHER ORGANIC CHEMICALS	14 668	3 536	1 577	873 METERS & COUNTERS NES	190	1 273	572
522 INORG ELEMENTS, OXIDES, ETC	11 461	1 540	661	874 MEASURING, CONTROLLING INSTR	1 613	34 031	15 021
523 OTHR INORGANIC CHEMICALS	105 365	12 464	5 653	881 PHOTO APPAR & EQUIPT NES	138	2 966	1 277
531 SYNT DYE, NAT INDGO, LAKES	20 964	63 873	28 371	882 PHOTO, CINEMA SUPPLIES	29	74	32
533 PIGMENTS, FAINTS, ETC	17 912	8 886	3 856	884 OPTICAL GOODS NES	1	240	106
541 MEDICINAL ETC PRODUCTS	110	1 137	514	892 PRINTED MATTER	1 541	4 730	2 146
551 ESSENTL OIL, PERFUME, ETC	60	84	36	893 ARTICLES OF PLASTIC NES	81	361	156
554 SOAPS, CLEANING ETC PREFS	1 276	575	260	894 TOYS, SPORTING GOODS, ETC	76	305	132
562 FERTILIZERS MANUFACTURED	1 256 129	56 467	25 446	897 GOLD, SILVER WARE, JEWELRY	59	483	236
582 PROD OF CONDENSATION ETC	23 971	9 187	4 149	898 MUSICAL INSTRUMENTS, PTS	13	409	171
583 PROD OF POLYMERIZING ETC	350 182	71 577	32 340	899 OTHER MANUFACTURED GOODS	101	101	44
584 CELLULOSE DERIVATIVES ETC	1 250	781	340	941 ZOO ANIMALS, PETS	27	121	49
591 PESTICIDES, DISINFECTANTS	63	205	92	NORTH KOREA			
592 STARCH, INULIN, GLUTEN, ETC	7 263	2 774	1 215	IMPORTS	128 249	129 308	55 411
598 MISC CHEMICAL PRODS NES	16 474	17 829	8 063	121 TORACCO UNMNFCTRD, REFUSE	1 791	814	364
605 INDUSTRIAL PLANT, CHAP 73	249 277	190 403	85 697	211 HIDES, SKINS, UNDRESSED	539	2 008	890
607 INDUSTRIAL PLANT, CHAP 82	7 668	27 132	12 050	212 FUR SKINS UNDRESSED	377	1 825	808
612 LEATHER ETC MANUFACTURES	32	98	43	278 OTHER CRUDE MINERALS	117 545	3 824	1 652
613 FUR SKINS TANNED, DRESSED	440	1 219	532	291 CRUDE ANIMAL MTRIALS NES	1 628	335	148
621 MATERIALS OF RUBBER	1 009	600	290	541 MEDICINAL ETC PRODUCTS	14	269	117
626 PUPPER ARTICLES NES	66	376	165	613 FUR SKINS TANNED, DRESSED	8	120	55
634 VENEERS, PLYWOOD, ETC	22	75	36	681 SILVER, PLATINUM, ETC	562	44 824	19 331
635 WOOD MANUFACTURES NES	680	281	134	ZINC	4 118	600	292
641 PAPER AND PAPERBOARD	682	219	97				

## 7 IMPORTS AND EXPORTS (SPECIAL TRADE) BY COUNTRIES OF PRODUCTION AND CONSUMPTION AND BY GROUPS OF THE SITC-REV. II 1981

GROUP DESCRIPTION	DT = 100 KG	1 000 DM	1 000 \$	GROUP DESCRIPTION	DT = 100 KG	1 000 DM	1 000 \$
689 NON-FER BASE METALS NES	520	401	178	658 TEXTILE ARTICLES NES	25 378	29 360	13 454
640 HEADGEAR, NONTXTL CLOTHNG	7	83	38	659 FLOOR COVERINGS ETC	4 521	9 012	4 002
971 GOLD, NON MONETARY NES	22	73 416	31 187	661 CEMENT ETC BUILDING PROD	203	120	47
EXPORTS	71 056	67 832	29 558	662 CLAY, REFRACTORY BLDG PRD	112 434	14 520	6 649
014 MEAT PREPD, PRSVD, NES ETC	94	80	37	663 OTH NONMETAL MINERAL MFS	6 982	4 185	1 924
233 RUBBER, SYNTHETIC, RECLAIMD	11 942	2 447	1 058	664 CLASS	16	89	33
260 SYNTHETIC FIBRE TO SPIN	4 458	1 373	643	665 GLASSWARE	68	80	33
431 PROCESD AMML VEG CIL, ETC	1 005	173	80	666 POTTEFY	88 180	46 094	20 221
513 ORGANIC ACIDS, ETC	2 400	506	228	667 PEARL, PREC-, SEMI-P STONE	3 018	1 196	389
514 NITROGEN-FUNCTN COMPOUNDS	250	169	79	672 IRON, STL PRIMARY FORMS	44 256	15 159	6 956
516 OTHER ORGANIC CHEMICALS	369	266	119	673 IRON AND STEEL SHAPES	18 757	6 669	3 073
541 MEDICINAL ETC PRODUCTS	59	104	46	674 IRN, STL UNIV, PLATE, SHEET	3 574	1 254	580
582 PROD OF CONDENSATION ETC	738	876	387	675 IRON, STL TUBES, PIPES, ETC	2 871	1 684	747
583 PROD OF POLYMERIZING ETC	6 705	1 296	567	689 NON-FER BASE METALS NES	288	559	250
591 PESTICIDES, DISINFECTANTS	2 046	2 085	966	693 WIRE PRODUCTS NON ELECTR	15 764	5 271	2 327
598 MISC CHEMICAL PRDCS NES	191	121	79	694 STL, COPPR NAILS, NUTS, ETC	11 164	2 090	944
653 WOVN MAN-MADE FIB FABRIC	58	171	74	695 TOOLS	3 348	2 771	1 217
654 OTH WOVN TEXTILE FABRIC	5	65	30	696 CUTLERY	24 382	37 349	16 838
665 GLASSWARE	18	129	57	697 BASE MTL HOUSEHOLD EQUIP	7 465	9 691	4 225
674 IRN, STL UNIV, PLATE, SHEET	5 272	823	362	699 OTHER METAL MANUFACTURES	1 670	2 836	1 264
675 IRON, STEEL HOOP, STRIP	1 682	426	192	713 INTRNL COMBUS PISTN ENGN	5 268	3 684	1 633
678 IRON, STL TUBES, PIPES, ETC	6 795	2 961	1 309	716 ROTATING ELECTRIC PLANT	346	115	54
684 ALUMINIUM	780	445	185	724 TEXTILE, LEATHER MACHNRY	157	549	248
689 NON-FER BASE METALS NES	2	446	169	726 PRINTG, BK BINDG MACHY, PTS	107	157	70
699 OTHER METAL MANUFACTURES	46	140	63	736 MACHINE TOOLS FOR METAL	1 652	1 389	600
703 INDUSTRIAL PLANT, CHAF 85	2 872	13 536	5 744	745 NONELEC MACHY, TOOLS NES	88	232	99
723 CIVL ENGRNEERG EQUIP ETC	11 876	4 893	2 143	749 NONELEC MACH PTS, ACC NES	780	1 369	612
724 TEXTILE, LEATHER MACHNRY	11	179	86	751 OFFICE MACHINES	240	1 894	831
726 PRINTG, BK BINDG MACHY, PTS	24	269	121	752 AUTOMATIC DATA PROC EQUIP	43	99	42
728 OTH MACHY FOR SPCL INDUS	714	1 795	757	759 OFFICE & ADP MCH PTS, ACC	10	90	39
736 MACHINE TOOLS FOR METAL	1 669	6 749	3 054	761 TELEVISION RECEIVERS	22 580	35 622	16 439
741 HEATING, COOLING EQUIPNT	102	1 171	543	762 RADIO BROADCAST RECEIVRS	25 016	80 727	36 050
743 PUMPS NES, CENTRIFUGES ETC	129	544	234	763 SOUND RECORDRS, PHONOGRPH	7 566	37 109	16 447
745 NONELEC MACHY, TOOLS NES	22	238	108	764 TELECOM EQPT, PTS, ACC NES	15 029	34 783	15 409
749 NONELEC MACH PTS, ACC NES	320	503	227	772 SWITCHGEAR ETC & PTS NES	2 326	7 850	3 445
751 OFFICE MACHINES	33	139	60	773 ELECTR DISTRIBUTING MACH	80	170	76
763 SOUND RECORDRS, PHONOGRPH	3	102	45	776 TRANSISTORS, VALVES, ETC	247	8 962	4 003
764 TELECOM EQPT, PTS, ACC NES	35	707	315	778 ELECTRICAL MACHINERY NES	5 555	13 774	6 102
772 SWITCHGEAR ETC & PTS NES	5	136	59	784 MOTOR VEHCL PTS, ACC NES	57	125	56
773 ELECTR DISTRIBUTING MACH	2 310	2 196	1 006	785 MOTOR & OTHER CYCLES ETC	1 916	1 742	813
778 ELECTRICAL MACHINERY NES	64	367	163	786 VEH NES NONMOTR, TRAILERS	45 306	10 225	4 459
781 PASS MOTOR VEH EXC BUSES	6 553	12 875	5 733	793 SHIPS AND BOATS	334	215	105
783 ROAD MOTOR VEHICLES NES	58	82	33	812 FLUMBG, HEATING, LGHTNG EAU	270	1 233	528
784 MOTOR VEHCL PTS, ACC NES	303	960	424	821 FURNITURE	977	1 665	727
871 OPTICAL INSTRUMENTS	2	162	74	831 TRAVEL GOODS, HANDBAGS	35 790	87 815	39 334
872 MEDICAL INSTRUMENTS NES	15	469	205	842 MENS OUTERWEAR NOT KNIT	55 137	186 228	81 951
874 MEASURNG, CONTROLNG INSTR	66	1 055	471	843 WOMENS OUTERWEAR NONKNIT	45 077	201 493	88 639
881 PHOTO APPAR & EQUIPT NES	9	284	126	844 UNDERWEAR NOT KNIT	38 159	156 997	69 505
894 TOYS, SPORTING GOODS, ETC	6	88	38	845 UNDERWEAR KNIT NONELASTC	24 733	107 005	46 978
895 OFFICE SUPPLIES NES	2	87	39	846 UNDERWEAR KNITTED	16 831	63 407	27 904
897 GOLD, SILVER WARE, JEWELRY	1	253	555	847 TXTL CLTHNG ACCESRYS NES	25 021	63 918	28 493
898 MUSICAL INSTRUMENTS, PTS	7	150	69	848 HEADGEAR, NONTXTL CLOTHNG	37 478	297 764	132 649
SOUTH KOREA				851 FOOTWEAR	39 734	58 000	26 384
IMPORTS	1 345 407	2 094 543	930 435	871 OPTICAL INSTRUMENTS	177	512	217
034 FISH FRESH, CHILLED, FROZN	586	313	143	872 MEDICAL INSTRUMENTS NES	94	274	127
036 SHELL FISH FRESH, FROZEN	130	185	81	874 MEASURNG, CONTROLNG INSTR	1 114	4 156	1 833
037 FISH ETC PREPD PRSVD NES	4 303	2 924	1 316	881 PHOTO APPAR & EQUIPT NES	49	557	246
048 CEREAL ETC PREPARATIONS	569	765	163	884 OPTICAL GOODS NES	749	11 516	5 155
056 VEGETLES ETC PRSVD, PREPD	41 795	13 935	6 231	885 WATCHES AND CLOCKS	2 207	17 379	7 750
058 FRUIT PRESERVED, PREPARED	13 916	3 698	1 631	892 PRINTED MATTER	333	332	149
062 SUGAR PREFS NON-COCO	736	379	167	893 ARTICLES OF PLASTIC NES	7 600	5 692	2 532
093 EDIBLE PRODUCTS, PREPS NES	1 176	822	351	894 TOYS, SPORTING GOODS, ETC	25 927	56 311	25 287
112 ALCOHOLIC BEVERAGES	294	161	72	895 OFFICE SUPPLIES NES	280	640	285
121 TOBACCO UNMNFCTRD, REFUSE	93 224	64 148	27 964	896 WORKS OF ART ETC	51	374	159
212 FUR SKINS UNDRRESSED	141	575	254	897 GOLD, SILVER WARE, JEWELRY	1 507	15 210	6 669
222 SEEDS FOR SOFT-FIXED OIL	248	69	34	898 MUSICAL INSTRUMENTS, PTS	8 392	15 324	6 761
244 CORK RAW AND WASTE	2 543	3 295	1 453	899 OTHER MANUFACTURED GOODS	6 316	21 920	9 798
247 OTH WOOD ROUGH, SQUARED	9 106	491	219	901 ZOO ANIMALS, PETS	3	69	30
268 WOOL (EXC TGPS), ANML HAIR	136	441	192	971 GOLD, NON MONETARY NES	1	611	290
269 WASTE OF TEXTILE FABRICS	199	131	56	EXPORTS	1 488 346	998 344	442 271
278 OTHER CRUDE MINERALS	16 676	674	299	054 VEG ETC FRSH, SKPLY PRSVD	1 010	1 562	691
287 BASE METAL ORES, CONC NES	1 218	2 771	1 255	061 SUGAR AND HONEY	13 707	1 798	784
291 CRUDE ANIMAL MTRIALS NES	50	100	42	071 COFFEE AND SUBSTITUTES	248	218	97
292 CRUDE VEG MATERIALS NES	1 349	9 200	4 202	075 COCOA	973	341	150
513 ORGANIC ACIDS, ETC	107	174	77	081 SPICES	18	413	183
514 NITROGEN-FUNCTN COMPOUNDS	10 072	10 740	4 773	082 FEEDING STUFF FOR ANIMLS	468	735	319
515 ORG-INORG COMPOUNDS ETC	5 152	2 306	1 012	112 ALCOHOLIC BEVERAGES	104	71	33
516 OTHER ORGANIC CHEMICALS	10 311	1 709	700	122 TOBACCO MFRS	53	147	69
523 OTHR INORGANIC CHEMICALS	1 803	5 345	2 389	212 FUR SKINS UNDRRESSED	68	105	44
531 SYNT DYE, NAT INDGO, LAKES	520	852	383	233 RUBBER, SYNTHETIC, RECLAIMD	7 663	2 709	1 182
541 MEDICINAL ETC PRODUCTS	44	223	96	278 OTHER CRUDE MINERALS	1 498	261	117
583 PROD OF POLYMERIZING ETC	430	156	69	287 BASE METAL ORES, CONC NES	371	109	46
591 PESTICIDES, DISINFECTANTS	97	124	58	288 NONFERAL METAL SCRAP NES	726	381	162
598 MISC CHEMICAL PRDCS NES	290	237	102	291 CRUDE ANIMAL MTRIALS NES	526	2 204	953
611 LEATHER	16	158	65	292 CRUDE VEG MATERIALS NES	432	1 209	525
612 LEATHER ETC MANUFACTURES	1 239	3 201	1 409	293 PETROLEUM PRODUCTS, REFIN	14 690	4 795	2 110
613 FUR SKINS TANNED, DRESSED	3	90	40	335 RESIDUAL PETRLN PROD NES	516	105	42
625 RUBBER TYRES, TUBES	64 200	39 166	17 501	431 PROCESD ANML VEG OIL, ETC	3 864	1 297	575
628 RUBBER ARTICLES NES	2 700	4 170	1 855	511 HYDROCARBONS NES, DERIVS	5 665	998	419
633 CORK MANUFACTURES	4 538	5 160	2 236	512 ALCOHOLS, PHENOLS, ETC	111 769	20 339	8 884
634 VENEERS, FLYWOOD, ETC	49 254	10 410	4 543	513 ORGANIC ACIDS, ETC	98 677	20 717	9 146
635 WOOD MANUFACTURES NES	946	1 093	4 515	514 NITROGEN-FUNCTN COMPOUNDS	8 146	10 078	4 464
641 PAPER AND PAPERBOARD	293	220	91	516 ORG-INORG COMPOUNDS ETC	13 760	18 643	8 414
642 ARTICLES OF PAPER ETC	37 687	11 846	5 298	518 OTHER ORGANIC CHEMICALS	5 541	6 312	2 876
651 TEXTILE YARN AND THREAD	57 155	41 699	18 357	522 INORG ELEMTS, OXIDES, ETC	21 959	8 281	3 638
652 COTTON FABRICS, WOVEN	15 348	15 823	7 126	523 OTHR INORGANIC CHEMICALS	133 760	11 940	5 218
653 WOVN MAN-MADE FIB FABRIC	6 899	10 276	4 499	524 RADIOACTIVE ETC MATERIAL	57	72	34
654 OTH WOVN TEXTILE FABRIC	963	4 765	2 128	531 SYNT DYE, NAT INDGO, LAKES	10 363	39 272	17 279
656 LACE, RIBBONS, TULLE, ETC	36	135	62	532 DYES NES, TANNING PRDCS	22 630	5 070	2 215
657 SPECIAL TEXTILE ETC PROD	1 554	2 090	901	533 PIGMENTS, PAINTS, ETC	16 400	12 131	5 315
				541 MEDICINAL ETC PRODUCTS	2 062	16 455	7 259
				551 ESSENTL OIL, PERFUME, ETC	378	2 472	1 055

7 IMPORTS AND EXPORTS (SPECIAL TRADE) BY COUNTRIES OF PRODUCTION AND CONSUMPTION AND BY GROUPS OF THE SITC-REV. II 1981

GROUP DESCRIPTION	DT = 100 KG	1 000 DM	1 000 \$	GROUP DESCRIPTION	DT = 100 KG	1 000 DM	1 000 \$
553 PERFUMERY, COSMETICS, ETC	410	177	80	881 PHOTO APPAR & EQUIPT NES	144	1 850	811
554 SOAPS, CLEANING ETC PREPS	12 648	4 784	2 085	882 PHOTO, CINEMA SUPPLIES	424	1 043	463
582 PROD OF CONDENSATION ETC	20 246	13 315	5 855	884 OPTICAL GOODS MFS	10	478	210
583 PROD OF POLYMERIZING ETC	52 562	16 224	7 074	885 WATCHES AND CLOCKS	92	9 604	4 278
584 CELLULOSE DERIVATIVES ETC	1 344	902	400	892 PRINTED MATTER	645	1 814	788
585 PLASTIC MATERIALS NES	1 970	425	193	893 ARTICLES OF PLASTIC NES	447	828	362
591 PESTICIDES, DISINFECTANTS	4 676	2 805	1 290	894 TOYS, SPORTING GOODS, ETC	219	2 171	958
592 STARCH, INULIN, GLUTEN, ETC	5 934	3 975	1 713	895 OFFICE SUPPLIES NES	148	945	426
598 MISC CHEMICAL PRODS NES	47 524	22 454	9 871	898 MUSICAL INSTRUMENTS, PTS	130	1 084	473
611 LEATHER	1 810	1 081	480	899 OTHER MANUFACTURED GOODS	449	3 214	1 417
612 LEATHER ETC MANUFACTURES	49	92	41	951 WAR FIREARMS, AMMUNITION	546	3 404	1 443
613 FUR SKINS TANNED, DRESSED	3 563	40 875	18 003	971 GOLD, NON MONETARY NES	4	447	200
621 MATERIALS OF RUBBER	279	757	330				
625 RUBBER TYRES, TUBES	579	378	170	JAPAN			
628 RUBBER ARTICLES NES	145	551	246				
634 VENEERS, PLYWOOD, ETC	3 573	1 668	742	IMPORTS	8 094 801	12 910 049	5 739 312
635 WOOD MANUFACTURES NES	68	89	37				
641 PAPER AND PAPERBOARD	5 093	2 331	1 012	034 FISH FRESH, CHILLED, FROZEN	23 128	12 823	5 731
642 ARTICLES OF PAPER ETC	704	734	332	035 FISH SALTED, DRIED, SMOKED	42	140	68
651 TEXTILE YARN AND THREAD	648	1 304	582	036 SHELL FISH FRESH, FROZEN	154	310	142
652 COTTON FABRICS, WOVEN	352	1 608	702	037 FISH ETC PREP'D PRSVD NES	3 380	2 831	1 287
653 WOVEN MAN-MADE FIB FABRIC	2 133	4 628	2 023	046 CEREAL ETC PREPARATIONS	1 241	1 136	509
654 OTH WOVEN TEXTILE FABRIC	2 853	8 196	3 740	054 VEG ETC FRSH, SKPLY PRSVD	263	150	61
655 KNIT ETC FABRICS	854	3 055	1 362	056 VEGETABLES ETC PRSVD, PREP'D	1 025	1 782	789
656 LACE, RIBBONS, TULLE, ETC	85	379	169	058 FRUIT PRESERVED, PREPARED	51 646	12 951	5 839
657 SPECIAL TEXTILE ETC PROD	2 704	7 363	3 252	061 SUGAR AND HONEY	123	83	38
658 TEXTILE ARTICLES NES	34	106	45	074 TEA AND MATE	143	199	89
662 CLAY, REFRACTORY BLDG PRD	71 981	10 621	4 667	081 FEEDING STUFF FOR ANIMALS	81	1 330	594
663 OTH NONMETAL MINERAL MFS	3 542	3 230	1 407	098 EDIBLE PRODCTS, PREPS NES	11 714	4 611	2 044
664 GLASS	4 715	1 327	582	112 ALCOHOLIC BEVERAGES	3 968	1 963	873
665 GLASSWARE	174	1 357	594	121 TOBACCO UNMNFCTR, REFUSE	117	327	150
671 PIG IRON ETC	3 039	726	315	233 RUBBER, SYNTHETIC, RECLAIM'D	97 931	29 709	13 309
673 IRON AND STEEL SHAPES	25 544	2 914	1 294	244 COPR PAW AND WASTE	101	338	152
674 IRN, STL UNIV, PLATE, SHEET	9 012	4 619	2 051	247 OTH WOOD ROUGH, SQUARED	14 989	4 588	1 947
675 IRON, STEEL HOOF, STRIP	6 702	1 140	498	248 WOOD SHAPED	10 978	2 404	1 052
677 IRN, STL WIRE EXCL W ROD	1 388	1 066	459	261 SILK	574	735	326
678 IRON, STL TUBES, PIPES, ETC	7 165	2 319	1 018	263 COTTON	7 247	1 333	587
681 SILVER, PLATINUM, ETC	35	1 706	752	266 SYNTHETIC FIBRE TO SPIN	6 106	4 379	1 977
682 COPPER EXC CEMENT COPPER	1 358	3 005	1 330	267 OTHER MAN-MADE FIBRES	5 079	2 118	956
683 NICKEL	173	441	183	268 WOOL (EXC TOPS), ANML HAIR	39	681	302
684 ALUMINIUM	40 054	15 054	6 450	269 WASTE OF TEXTILE FABRICS	3 551	969	432
685 LEAD	114	109	48	273 STONE, SAND AND GRAVEL	1 024	80	36
687 TIN	82	348	155	276 OTHER CRUDE MINERALS	90 303	8 653	3 937
689 NON-FER BASE METALS NES	53	663	297	287 BASE METAL ORES, CONC NES	2 087	546	237
691 STRUCTURES AND PARTS NES	835	1 946	827	288 NON-FERR METAL SCRAP NES	357	1 977	879
692 METAL TANKS, BOXES, ETC	1 019	910	401	289 PREC METAL ORE, WASTE NES	1 364	611	272
693 WIRE PRODUCTS NON ELECTR	484	1 654	734	291 CRUDE ANIMAL MTRIALS NES	726	614	272
694 STL, COPPR NATLS, NUTS, ETC	157	267	121	292 CRUDE VEG MATERIALS NES	3 106	7 707	3 467
695 TOOLS	1 448	7 601	3 365	323 BRICKS, COKE, SEMI-COKE	2 210	372	172
696 CUTLERY	117	541	239	334 PETROLEUM PRODUCTS, REFIN	13 245	871	366
697 BASE MTL HOUSEHOLD EQUIP	1 053	1 058	480	335 RESIDUAL PETRLM PROD NES	43 223	7 062	3 221
699 OTHER METAL MANUFACTURES	9 559	6 544	2 870	411 ANIMAL OILS AND FATS	449 605	42 792	18 992
700 INDUSTRIAL PLANT, CHAP 84	11 405	30 669	14 247	424 FIXED VEG OIL NONSOFT	333	294	129
711 STEAM BOILERS & AUX PLNT	2 028	3 787	1 667	431 PROCESD ANML VEG OIL, ETC	344	185	83
712 STEAM ENGINES, TURBINES	127	2 463	1 085	511 HYDROCARBONS NES, DERIVS	38 651	10 780	4 763
713 INTRNL COMBUS PISTN ENGN	9 312	40 035	17 814	512 ALCOHOLS, PHENOLS, ETC	24 611	13 070	5 744
714 ENGINES & MOTORS NES	4	178	78	513 ORGANIC ACIDS, ETC	15 645	9 271	4 114
716 ROTATING ELECTRIC PLANT	1 747	4 630	2 077	514 NITROGEN-FUNCTN COMPOUNDS	39 925	54 216	24 126
718 OTH POWER GENERATG MACHY	86	220	94	515 ORG-INORG COMPOUNDS ETC	50 915	91 561	40 703
721 AGRIC MACHY, EXC TRACTORS	168	593	259	516 OTHER ORGANIC CHEMICALS	12 677	22 010	9 753
722 TRACTORS NON-ROAD	569	786	345	522 INORG ELEMNTS, OXIDES, ETC	17 603	29 684	13 294
723 CIVIL ENGINEERG EQUIP ETC	1 906	2 509	1 150	523 OTH INORGANIC CHEMICALS	8 732	3 546	1 582
724 TEXTILE, LEATHER MACHNRY	22 118	65 927	29 128	524 RADIOACTIVE ETC MATERIAL	5 325	2 352	1 082
725 PAPER ETC MILL MACHINERY	1 412	5 416	2 448	531 SYNT DYE, NAT INDGO, LAKES	5 574	14 733	6 608
726 PRINTG, FBINDG MACHY, PTS	2 364	8 259	3 683	533 PIGMENTS, PAINTS, ETC	3 845	3 616	1 587
727 FOOD MACHY NON-DOESTIC	1 202	3 858	1 714	541 MEDICINAL ETC PRODUCTS	11 551	63 045	27 995
728 OTH MACHY FOR SPCL INDUS	11 764	38 201	16 813	551 ESSENTL OIL, PERFUME, ETC	176	614	275
736 MACHINE TOOLS FOR METAL	7 135	26 932	12 353	553 PERFUMERY, COSMETICS, ETC	865	2 672	1 201
737 METALWORKING MACHNRY NES	1 666	2 438	1 081	554 SOAPS, CLEANING ETC PREPS	1 682	1 057	466
741 HEATING, COOLING EQUIPMNT	9 006	26 247	11 627	562 FERTILIZERS MANUFACTURED	740	167	75
742 PUMPS FOR LIQUIDS ETC	1 713	9 339	4 147	572 EXPLOSIVES, PYROTECH PROD	275	542	243
743 PUMPS NES, CENTRIFUGES ETC	3 194	11 656	5 226	582 PROD OF CONDENSATION ETC	31 128	32 172	14 256
744 MECHANICAL HANDLING FAU	6 531	9 252	4 121	583 PROD OF POLYMERIZING ETC	51 560	35 368	15 735
745 NONELEC MACHY, TOOLS NES	4 935	19 652	8 848	584 CELLULOSE DERIVATIVES ETC	1 339	2 109	933
749 NONELEC MACH PTS, ACC NES	3 302	11 832	5 271	585 PLASTIC MATERIALS NES	2 801	3 570	1 564
751 OFFICE MACHINES	163	1 458	630	591 PESTICIDES, DISINFECTANTS	3 387	12 789	5 695
752 AUTOMATIC DATA PROC EQUIP	27	879	352	592 STARCH, INULIN, GLUTEN, ETC	1 625	1 828	817
759 OFFICE & ADP MCH PTS, ACC	43	1 182	554	598 MISC CHEMICAL PRODS NES	9 316	20 082	8 901
763 SOUND RECORDPS, PHONOGRPH	30	347	164	611 LEATHER	4 817	15 900	7 133
764 TELECOM EQPT, PTS, ACC NES	757	14 056	6 733	612 LEATHER ETC MANUFACTURES	107	344	152
771 ELECTRIC POWER MACHY NES	2 276	4 731	2 003	613 FUR SKINS TANNED, DRESSED	26	267	122
772 SWITCHGEAR ETC & PTS NES	3 840	21 756	9 442	621 MATERIALS OF RUBBER	3 849	12 089	5 377
773 ELECTR DISTRIBUTING MACH	1 405	1 454	654	625 RUBBER TYRES, TUBES	147 796	88 584	38 839
774 ELECTRO-MEDCL XRAY EQUIP	371	6 089	2 671	628 RUBBER ARTICLES NES	5 287	24 693	10 963
775 HOUSEHOLD TYPE EQUIP NES	40	107	48	633 COPR MANUFACTURES	82	176	79
776 TRANSISTORS, VALVES, ETC	46	2 972	1 324	634 VENEERS, PLYWOOD, ETC	3 315	1 396	624
778 ELECTRICAL MACHINERY NES	5 832	9 960	4 340	635 WOOD MANUFACTURES NES	4 195	4 467	1 972
781 PASS MOTOR VEH EXC BUSES	359	1 006	447	641 PAPER AND PAPERBOARD	186 811	91 102	40 631
782 LORRIES, SPCL MTP VEH NES	2 129	2 056	690	642 ARTICLES OF PAPER ETC	20 783	20 588	9 158
784 MOTOR VEHCL PTS, ACC NES	24 344	47 477	21 154	651 TEXTILE YARN AND THREAD	37 126	44 101	19 710
785 MOTOR & OTHER CYCLES ETC	129	159	57	652 COTTON FABRICS, WOVEN	13 536	22 619	10 171
786 VEH NES NON-MOTR, TRAILERS	1 171	543	241	653 WOVN MAN-MADE FIB FABRIC	24 178	77 215	34 092
791 RAILWAY VEHICLES	98	236	104	654 OTH WOVEN TEXTILE FABRIC	2 905	3 421	1 516
792 AIRCRAFT	8	668	291	655 KNIT ETC FABRICS	3 332	16 987	7 600
793 SHIPS AND BOATS	471 205	89 750	39 866	656 LACE, RIBBONS, TULLE, ETC	2 999	7 546	3 335
801 INDUSTRIAL PLANT, CHAP 90	14	162	73	657 SPECIAL TEXTILE ETC PROD	12 701	102 982	45 942
812 PLUMBING, HEATING, LIGHTING EQU	352	936	415	658 TEXTILE ARTICLES NES	2 344	5 010	2 220
821 FURNITURE	429	1 792	764	659 FLOOR COVERINGS ETC	1 330	1 870	822
831 TRAVEL GOODS, HANDBAGS	20	505	221	661 CEMENT ETC BUILDING PROD	365	308	133
842 MENS OUTERWEAR NOT KNIT	1 794	1 900	844	662 CLAY, REFRACTORY BLDG PRD	171 416	32 149	14 244
848 HEADGEAR, NONTEXTL CLOTHNG	68	269	121	663 OTH NONMETAL MINERAL MFS	4 755	13 171	5 805
871 OPTICAL INSTRUMENTS	50	948	416	664 GLASS	12 449	10 570	4 791
872 MEDICAL INSTRUMENTS NES	251	5 586	2 416	665 GLASSWARE	8 124	4 250	1 860
873 METERS & COUNTERS NES	55	505	223	666 POTTERY	49 262	63 491	28 246
874 MEASURING, CONTROLLING INSTR	1 419	18 307	8 221	667 PEARL, PREC-, SEMI-P STONE	113	89 385	40 131



## 7 IMPORTS AND EXPORTS (SPECIAL TRADE) BY COUNTRIES OF PRODUCTION AND CONSUMPTION AND BY GROUPS OF THE SITC-REV. II 1981

GROUP DESCRIPTION	DT = 100 KG	1 000 DM	1 000 \$	GROUP DESCRIPTION	DT = 100 KG	1 000 DM	1 000 \$
671 PIG IRON ETC	86 167	28 947	13 198	037 FISH ETC PREPD PRSVD NES	159	370	161
672 IRON, STL PRIMARY FORMS	7 973	671	325	048 CEREAL ETC PREPARATIONS	360 660	22 493	10 020
673 IRON AND STEEL SHAPES	70 342	14 846	6 771	054 VEG ETC FRSH, SMPLY PRSVD	24 124	32 530	15 153
674 IRN, STL UNIV, PLATE, SHEET	437 005	65 874	29 538	056 VEGETABLES ETC PRSVD, PREPD	368	151	66
675 IRON, STEEL HOOP, STRIP	28 837	12 622	5 626	057 FRUIT, NUTS, FRESH, DRIED	48	75	33
677 IRN, STL WIRE EXCL W ROD	17 099	7 515	3 355	058 FRUIT PRESERVED, PREPARED	2 043	638	282
678 IRON, STL TUBES, PIPES, ETC	73 633	39 121	17 482	061 SUGAR AND HONEY	201 235	23 413	10 341
679 IRN, STL CASTINGS UNWORKED	1 803	536	252	062 SUGAR PREPS NON-COCOA	783	470	210
681 SILVER, PLATINUM, ETC	64	9 504	4 346	071 COFFEE AND SUBSTITUTES	7 546	19 604	8 789
682 COPPER EXC CEMENT COPPER	8 029	7 494	3 382	072 COCOA	28 657	23 153	10 325
683 NICKEL	418	513	233	073 CHOCOLATE AND PRODUCTS	3 577	2 843	1 242
684 ALUMINIUM	10 021	7 409	3 287	075 SPICES	32	254	110
689 NON-FER BASE METALS NES	24 373	72 559	31 941	081 FEEDING STUFF FOR ANIMALS	2 770	1 674	743
691 STRUCTURES AND PARTS NES	6 560	3 962	1 898	098 EDIBLE PRODUCTS, PREPS NES	4 019	3 995	1 794
692 METAL TANKS, BOXES, ETC	78	133	59	111 NON-ALCOHOL BEVERAGES NES	1 403	186	83
693 WIRE PRODUCTS NON ELECTR	4 257	1 615	721	112 ALCOHOLIC BEVERAGES	74 039	30 074	13 253
694 STL, COPPER NAILS, NUTS, ETC	37 476	31 505	14 132	122 TOBACCO NFERS	25	202	87
695 TOOLS	34 090	37 091	38 909	211 HIDES, SKINS, UNRESSED	281	220	94
696 CUTLERY	44 110	110 592	49 042	212 FUR SKINS UNRESSED	3	94	40
697 BASE METAL HOUSEHOLD EQUIP	9 994	14 353	6 369	233 RUBBER, SYNTHETIC, RECLAIMED	28 740	10 243	4 543
699 OTHER METAL MANUFACTURES	65 631	81 112	35 846	245 FUEL WOOD NES, CHARCOAL	680	214	96
712 STEAM ENGINES, TURBINES	953	1 897	882	247 OTH WOOD ROUGH, SQUARED	7 084	676	300
713 INTRNL COMBUS PISTN ENGN	61 645	98 734	43 813	248 WOOD SHAPED	2 348	2 326	1 039
714 ENGINES & MOTORS NES	713	3 152	1 395	251 PULP AND WASTE PAPER	1 545	302	137
716 ROTATING ELECTRIC PLANT	8 066	27 852	12 356	261 SILK	1 625	1 163	529
718 OTH POWER GENERATG MACHY	4 697	3 174	3 793	266 SYNTHETIC FIBRE TO SPIN	4 980	2 706	1 202
721 AGRIC MACHY, EXC TRACTORS	5 490	12 924	5 625	268 WOOL (EXC TOPS), ANML HAIR	3 251	3 967	1 781
722 TRACTORS NON-ROAD	6 136	5 778	2 585	277 NATURAL ABRASIVES NES	111	585	268
723 CIVIL ENGINEERNG EQUIP ETC	40 969	41 211	18 228	278 OTHER CRUDE MINERALS	10 273	1 376	604
724 TEXTILE, LEATHER MACHNRY	49 502	85 352	38 043	287 BASE METAL ORES, CONC NES	2 687	926	404
725 PAPER ETC MILL MACHINERY	6 117	10 369	4 636	288 NONFERROUS METAL SCRAP NES	1 011	6 871	2 917
726 PRINTG, BKINDG MACHY, FTS	4 035	12 770	5 649	291 CRUDE ANIMAL MTRIALS NES	1 037	12 408	5 418
727 FOOD MACHRY NON-DOMESTIC	1 042	4 179	1 901	292 CRUDE VEG MATERIALS NES	2 092	6 301	2 797
728 OTH MACHRY FOR SPCL INDUS	8 385	54 216	24 277	334 PETROLEUM PRODUCTS, REFIN	25 456	9 883	4 391
736 MACHINE TOOLS FOR METAL	70 980	210 747	94 443	335 RESIDUAL PETRLM PROD NES	753	222	102
737 METALWORKING MACHNRY NES	3 177	7 577	3 300	424 FIXED VEG OIL NONSOFT	72	157	67
741 HEATING, COOLING EQUIPMNT	19 158	36 214	15 999	431 PROCESD ANML VEG OIL, ETC	4 728	1 474	656
742 PUMPS FOR LIQUIDS ETC	8 785	25 403	11 366	511 HYDROCARBONS NES, DERIVS	13 195	4 662	2 070
743 PUMPS NES, CENTRIFUGES ETC	14 923	54 553	24 001	512 ALCOHOLS, PHENOLS, ETC	124 175	32 210	14 303
744 MECHANICAL HANDLING EQU	95 847	61 689	27 251	513 ORGANIC ACIDS, ETC	98 519	32 044	14 252
745 NONELEC MACHY, TOOLS NES	8 377	32 774	14 453	514 NITROGEN-FUNCTN COMPOUNDS	115 021	103 862	46 183
749 NONELEC MACH PTS, ACC NES	128 170	164 353	73 156	515 ORG-INORG COMPOUNDS ETC	65 589	156 298	69 401
751 OFFICE MACHINES	145 135	625 296	277 695	516 OTHER ORGANIC CHEMICALS	23 800	20 117	8 913
752 AUTOMATIC DATA PROC EQUIP	11 611	153 846	68 070	522 INORG ELEMNTS, OXIDES, ETC	69 238	62 365	27 613
759 OFFICE & ADP MCH PTS, ACC	24 973	183 451	81 192	523 OTHR INORGANIC CHEMICALS	209 120	56 496	24 987
761 TELEVISION RECEIVERS	54 656	185 566	82 420	524 RADIOACTIVE ETC MATERIAL	773	7 679	3 393
762 RADIO BROADCAST RECEIVERS	117 946	528 593	235 005	531 SYNT DYE, NAT INDGO, LAKES	51 803	140 140	61 731
763 SOUND RECORDERS, PHONOGRPH	228 656	1 399 289	620 652	532 DYES NES, TANNING PRODS	55 069	14 116	6 262
764 TELECOM ECPT, PTS, ACC NES	167 115	615 855	272 741	533 PIGMENTS, PAINTS, ETC	58 563	36 254	15 875
771 ELECTRIC POWER MACHY NES	9 312	39 860	17 536	541 MEDICINAL ETC PRODUCTS	48 803	369 261	163 057
772 SWITCHGEAR ETC & PTS NES	16 893	145 816	64 650	551 ESSENTL OIL, PERFUME, ETC	1 623	5 293	2 343
773 ELECTR DISTRIBUTING MACH	5 988	13 455	5 958	553 PERFUMERY, COSMETICS, ETC	4 457	6 505	2 869
774 ELECTRO-MEDCL, XRAY EQUIP	2 389	46 550	20 705	554 SOAPS, CLEANING ETC PREPS	44 415	17 408	7 715
775 HOUSEHOLD TYPE EQUIP NES	31 190	63 839	28 064	562 FERTILIZERS MANUFACTURED	1 230 941	39 547	17 166
776 TRANSISTORS, VALVES, ETC	134 574	399 111	177 630	582 PROD OF CONDENSATION ETC	67 856	52 469	23 172
778 ELECTRICAL MACHINERY NES	99 065	250 773	111 030	583 PROD OF POLYMERIZING ETC	67 193	37 647	16 585
781 PASS MOTOR VEH EXC BUSES	2 439 379	2 170 402	968 478	584 CELLULOSE DERIVATIVES ETC	14 502	20 270	8 983
782 LOCOMOTIVES, SPCL PWR VEH NES	83 381	57 803	25 769	585 PLASTIC MATERIALS NES	33 252	3 371	1 496
784 MOTOR VEHCL PTS, ACC NES	36 016	126 767	56 111	591 PESTICIDES, DISINFECTANTS	24 822	24 384	10 967
785 MOTOR & OTHER CYCLES ETC	449 246	609 374	273 069	592 STARCH, INULIN, GLUTEN, ETC	17 846	11 281	4 941
786 VEH NES NONMOTR, TRAILERS	7 773	1 650	743	598 FISC CHEMICAL PRODS NES	127 238	96 735	42 674
791 RAILWAY VEHICLES	2 368	1 585	752	605 INDUSTRIAL PLANT, CHAP 73	21	212	91
792 AIRCRAFT	89	2 449	1 093	611 LEATHER	20 237	9 234	4 068
793 SHIPS AND BOATS	123 066	41 164	16 543	612 LEATHER ETC MANUFACTURES	1 215	2 519	1 134
812 PLUMBING, HEATING, LIGHTING EQU	813	1 896	840	613 FUR SKINS TANNED, DRESSED	96	5 116	2 242
821 FURNITURE	9 032	12 137	5 351	621 MATERIALS OF RUBBER	3 831	2 544	1 119
831 TRAVEL GOODS, HANDBAGS	3 638	16 750	7 466	625 RUBBER TYRES, TUBES	85 626	56 525	24 711
842 MENS OUTERWEAR NOT KNIT	6 540	14 584	6 530	628 RUBBER ARTICLES NES	1 387	7 056	3 145
843 WOMENS OUTERWEAR NONKNIT	1 552	6 660	3 010	634 VENEERS, PLYWOOD, ETC	3 658	1 598	707
844 UNDERWEAR NOT KNIT	8 592	19 586	8 994	635 WOOD MANUFACTURES NES	1 253	1 132	500
845 OUTERWEAR KNIT NONELASTC	1 398	8 538	3 815	641 PAPER AND PAPERBOARD	78 352	51 032	22 776
846 UNDERWEAR KNITTED	653	3 613	1 678	642 ARTICLES OF PAPER ETC	10 650	10 108	4 497
847 TXTL CLTHNG ACCESSORIES NES	4 891	32 371	14 380	651 TEXTILE YARN AND THREAD	17 825	36 759	16 377
848 HEADGEAR, NONTXLT CLOTHNG	1 299	8 093	3 520	652 COTTON FABRICS, WOVEN	9 186	53 886	23 942
851 FOOTWEAR	1 776	5 170	2 263	653 WOVN MAN-MADE FIB FABRIC	4 094	19 373	8 576
871 OPTICAL INSTRUMENTS	7 975	55 967	24 861	654 OTH WOVEN TEXTILE FABRIC	1 393	14 058	6 183
872 MEDICAL INSTRUMENTS NES	16 472	75 905	33 676	655 KNIT ETC FABRICS	1 202	4 791	2 068
873 METERS & COUNTERS NES	976	6 448	2 892	656 LACE, RIBBONS, TULLE, ETC	149	1 933	870
874 MEASURING, CONTROLLNG INSTR	10 233	114 267	50 574	657 SPECIAL TEXTILE ETC PROD	2 943	8 419	3 763
881 PHOTO APPAR & EQUIP NES	23 840	419 061	186 502	658 TEXTILE ARTICLES NES	1 098	8 010	3 524
882 PHOTO, CINEMA SUPPLIES	67 219	203 927	89 927	659 FLOOR COVERINGS ETC	3 844	4 006	1 746
883 DEVELOPED CINEMA FILM	22	453	201	661 CEMENT ETC BUILDING PROD	657	91	41
884 OPTICAL GOODS NES	8 986	267 614	116 909	662 CLAY, REFRACTORY BLDG PRD	25 862	4 608	2 046
885 WATCHES AND CLOCKS	5 625	166 326	73 784	663 OTH NONMETAL MINERAL NFS	3 182	5 707	2 532
892 PRINTED MATTER	17 545	27 411	12 146	664 GLASS	32 976	31 290	13 888
893 ARTICLES OF PLASTIC NES	9 545	24 205	10 745	665 GLASSWARE	7 197	13 869	6 216
894 TOYS, SPORTING GOODS, ETC	51 100	243 473	106 533	666 POTTERY	2 545	6 486	2 849
895 OFFICE SUPPLIES NES	11 148	44 908	19 885	667 PEARL, PREC-, SEMI-P STONE	288	15 805	6 862
896 WORKS OF ART ETC	71	1 532	675	671 PIG IRON ETC	13 484	13 391	5 797
897 GOLD, SILVER WARE, JEWELRY	305	26 110	11 631	672 IRON, STL PRIMARY FORMS	1 492	115	51
898 MUSICAL INSTRUMENTS, PTS	49 593	407 797	180 884	673 IRON AND STEEL SHAPES	12 237	2 158	956
899 OTHER MANUFACTURED GOODS	22 487	74 362	35 064	674 IRN, STL UNIV, PLATE, SHEET	31 493	2 100	914
941 ZOO ANIMALS, FETS	5	124	53	675 IRON, STEEL HOOP, STRIP	297	539	229
951 WAR FIREARMS, AMMUNITION	30	216	94	676 RAILWAY RAILS ETC IRN, STL	572	72	32
971 GOLD, NON MONETARY NES		110	45	677 IRN, STL WIRE EXCL W ROD	1 174	1 652	730
				678 IRON, STL TUBES, PIPES, ETC	1 426	2 757	1 216
EXPORTS	4 773 150	4 758 716	2 110 222	681 SILVER, PLATINUM, ETC	19	44 595	20 110
001 LIVE ANIMALS	12	87	39	682 COPPER EXC CEMENT COPPER	2 520	4 300	1 874
014 MEAT PREPD, PRSVD, NES ETC	381	321	145	683 NICKEL	881	2 070	931
022 MILK AND CREAM	33 757	7 742	3 309	684 ALUMINIUM	95 747	32 547	14 194
023 BUTTER	371	203	88	686 ZINC	553	530	233
024 CHEESE AND CURD	45 158	14 766	6 462	687 TIN	21	174	76
025 EGGS, BIRDS, FRESH, PRSVD	480	170	76	688 URANIUM, THORIUM, ALLOYS		92	40
034 FISH FRESH, CHILLED, FROZN	2 060	1 455	659	689 NON-FER BASE METALS NES	1 471	7 958	3 465
				691 STRUCTURES AND PARTS NES	972	1 722	759



## 7 IMPORTS AND EXPORTS (SPECIAL TRADE) BY COUNTRIES OF PRODUCTION AND CONSUMPTION AND BY GROUPS OF THE SITC-REV. II 1981

GROUP DESCRIPTION	1 100 KG	1 000 DM	1 000 \$	GROUP DESCRIPTION	1 100 KG	1 000 DM	1 000 \$
692 METAL TANKS,BOYES,ETC	1 145	1 107	486	276 OTHER CRUDE MINERALS	1 366	477	204
693 WIRE PRODUCTS NON ELECTR	409	1 549	681	288 NONFERR METAL SCRAP NES	373	101	45
694 STL,COFFR NAILS,NUTS,ETC	224	4 137	1 790	289 PREC METAL ORE,WASTE NES		296	121
695 TOOLS	3 356	18 397	8 365	291 CRUDE ANIMAL MTRIALS NES	2 483	4 576	2 117
696 CUTLERY	1 361	11 291	4 590	292 CRUDE VEG MATERIALS NES	3 616	1 161	508
697 BASE MTL HOUSEHOLD EQUIP	10 067	14 767	6 621	314 NITROGEN-FUNCTN COMPOUNDS	956	546	252
699 OTHER METAL MANUFACTURES	16 155	33 943	14 995	315 ORG-INORG COMPOUNDS ETC	267	753	331
700 INDUSTRIAL PLANT,CHAP 84	2 064	4 415	2 042	516 OTHER ORGANIC CHEMICALS	13 461	3 706	1 687
711 STEAM BOILERS & AUX FLNT	112		182	541 MEDICINAL ETC PRODUCTS	5 724	9 107	4 053
712 STEAM ENGINES,TURBINES	907	2 133	942	551 ESSENTL OIL,PERFUME,ETC	69	139	60
713 INTRNL COMBUS PISTN ENGN	9 305	25 899	11 561	553 PERFUMERY,COSMETICS,ETC	789	1 404	619
714 ENGINES & MOTORS NES	8	180	63	572 EXPLOSIVES,PYROTECH PROD	263	351	145
716 POTATING ELECTRIC PLANT	2 677	9 183	4 070	582 PROD OF CONDENSATING ETC	45	242	109
718 OTH POWER GENERATG MACHY	137	695	315	583 PROD OF POLYMERIZING ETC	6 463	2 595	1 349
721 AGRIC MACHY,EXC TRACTORS	12 296	11 395	5 099	598 MISC CHEMICAL PRODS NES	5 001	718	317
722 TRACTORS NON-ROAD	3 977	3 569	1 653	611 LEATHER	553	1 343	595
723 CIVIL ENGINEER EQUIP ETC	11 550	17 727	7 824	612 LEATHER ETC MANUFACTURES	962	6 342	2 802
724 TEXTILE,LEATHER MACHNRY	20 664	86 614	38 405	621 MATERIALS OF RUBBER	142	159	71
725 PAPER ETC MILL MACHINERY	16 123	41 631	18 174	625 RUBBER TYRES,TUBES	12 912	8 184	3 661
726 PRINTG,PKBINDG MACHY,PTS	47 209	152 229	67 765	626 RUBBER ARTICLES NES	3 321	2 825	1 255
727 FOOD MACHRY NON-DOMESTIC	9 108	29 139	12 837	633 CORR MANUFACTURES	194	227	100
728 OTH MACHY FOR SPCL INDUS	35 877	122 773	54 063	634 VENEERS,PLYWOOD,ETC	123 003	31 162	13 484
736 MACHINE TOOLS FOR METAL	43 268	139 854	84 664	635 WOOD MANUFACTURES NES	50 714	41 483	18 359
737 METALWORKING MACHNRY NES	4 003	14 903	6 719	642 ARTICLES OF PAPER ETC	3 149	3 727	1 641
741 HEATING,COOLING EQUIPMNT	15 824	43 461	19 215	651 TEXTILE YARN AND THREAD	30 644	24 734	11 705
742 PUMPS FOR LIQUIDS ETC	5 073	21 767	9 636	652 COTTON FABRICS,WOVEN	12 765	14 215	6 311
743 PUMPS NES,CENTRIFUGES ETC	5 716	31 152	13 777	653 WOVN *AN-MADE FIB FABRIC	26 381	24 926	11 106
744 MECHANICAL HANDLING EQU	27 074	32 896	14 672	655 KNIT ETC FABRICS	482	439	201
745 NONELEC MACHY,TOOLS NES	8 979	61 825	27 410	656 LACE,RIBBONS,TULLE,ETC	313	638	287
749 NONELEC MACH FTS,ACC NES	14 432	57 580	25 250	657 SPECIAL TEXTILE ETC PROD	3 751	3 742	1 677
751 OFFICE MACHINES	2 136	13 326	5 936	658 TEXTILE ARTICLES NES	24 714	26 160	11 782
752 AUTOMATIC DATA PROC EQUIP	1 007	13 790	6 153	659 FLOOR COVERINGS ETC	551	434	194
759 OFFICE & ADP MCH PTS,ACC	1 973	21 874	9 590	661 CEMENT ETC BUILDING PROD	580	375	160
761 TELEVISION RECEIVERS	42	289	125	662 CLAY,REFRACTORY BLDG PRD	497	76	35
762 RADIO BROADCAST RECEIVRS	30	196	86	663 OTH NONMETAL MINERAL MFS	8 567	7 010	3 033
763 SOUND RECORDRS,PHONOGRPH	198	2 670	1 174	664 GLASS	2 392	2 032	898
764 TELECOM EQPT,PTS,ACC NES	1 279	10 652	4 748	665 GLASSWARE	12 600	8 427	3 695
771 ELECTRIC POWER MACHY NES	226	2 106	917	666 POTTERY	63 370	43 494	19 189
772 SWITCHGEAR ETC & PTS NES	6 029	51 813	22 955	667 PEAKL,PREC-,SEMI-P STONE	2	648	285
773 ELECTR DISTRIBUTING MACH	466	1 547	676	673 IRON AND STEEL SHAPES	181	116	54
774 ELECTRO-PEDCL,XRAY EQUIP	2 115	37 960	17 033	678 IRON,STL TUBES,PIPES,ETC	3 935	3 506	1 532
775 HOUSEHOLD TYPE EQUIP NES	4 851	27 674	12 276	689 NON-FER PASE METALS NES	22	254	107
776 TRANSISTORS,VALVES,ETC	1 228	66 788	29 794	691 STRUCTURES AND PARTS NES	230	164	74
778 ELECTRICAL MACHINERY NES	7 810	40 891	16 106	692 METAL TANKS,BOXES,ETC	139	156	71
781 PASS MOTOR VEH EXC BUSES	242 723	500 507	224 122	694 STL,COPPR NAILS,NUTS,ETC	42 574	12 793	5 691
782 LOCRRIES,SPCL MTR VEH NES	2 951	5 613	2 398	695 TOOLS	30 366	19 879	8 808
783 ROAD MOTOR VEHICLES NES	825	2 483	1 085	696 CUTLERY	5 249	3 177	3 156
784 MOTOR VEHCL FTS,ACC NES	48 910	74 511	33 079	697 BASE MTL HOUSEHOLD EQUIP	121 801	39 675	17 781
785 MOTOR & OTHER CYCLES ETC	2 055	8 241	3 677	699 OTHER METAL MANUFACTURES	16 457	14 285	6 322
786 VEH NES NONMOTR,TRAILERS	2 422	1 636	717	716 POTATING ELECTRIC PLANT	1 096	1 965	857
791 RAILWAY VEHICLES	761	294	126	723 CIVIL ENGINEER EQUIP ETC	185	145	62
792 AIRCRAFT	99	7 176	3 262	724 TEXTILE,LEATHER MACHNRY	13 275	19 864	8 933
793 SHIPS AND BOATS	40 007	20 037	9 276	725 PAPER ETC MILL MACHINERY	212	749	143
812 FLUMBG,HEATING,LGHTNG EQU	1 520	3 553	1 562	726 OTH MACHY FOR SPCL INDUS	2 238	2 183	949
821 FURNITURE	19 801	40 185	17 629	736 MACHINE TOOLS FOR METAL	22 351	15 454	6 903
831 TRAVEL GOODS,HANDBAGS	970	19 822	8 774	737 METALWORKING MACHNRY NES	125	113	51
842 MENS OUTERWEAR NOT KNIT	119	1 712	719	742 PUMPS FOR LIQUIDS ETC	217	303	128
843 WOMENS OUTERWEAR NONKNIT	328	5 968	4 378	743 PUMPS NES,CENTRIFUGES ETC	4 262	3 707	1 620
844 UNDERWEAR NOT KNIT	4	148	67	744 MECHANICAL HANDLING EQU	27 637	9 811	4 396
845 UNDERWEAR KNIT NONELASTC	267	5 686	2 507	745 NONELEC MACHY,TOOLS NES	1 521	2 372	1 035
846 UNDERWEAR KNITTED	191	3 291	1 445	749 NONELEC MACH PTS,ACC NES	1 820	3 234	1 425
847 TXTL CLTHNG ACCESSRYS NES	207	3 188	1 398	751 OFFICE MACHINES	1 464	14 552	6 422
848 HEADGEAR,NONTXTL CLOTHNG	279	7 322	3 175	752 AUTOMATIC DATA PROC EQUIP	104	437	193
851 FOOTWEAR	1 482	5 842	2 560	759 OFFICE & ADP MCH PTS,ACC	78	3 902	1 714
671 OPTICAL INSTRUMENTS	520	15 635	7 056	761 TELEVISION RECEIVERS	25 622	61 265	27 186
672 MEDICAL INSTRUMENTS NES	1 361	44 387	19 678	762 RADIO BROADCAST RECEIVRS	55 042	175 993	78 501
873 METERS & COUNTERS NES	264	4 024	1 766	763 SOUND RECORDRS,PHONOGRPH	4 541	16 962	7 560
874 MEASURING,CONTROLLING INSTR	5 282	86 796	38 395	764 TELECOM EQPT,PTS,ACC NES	27 404	84 823	38 257
881 PHOTO APPAR & EQUIPT NES	3 062	53 081	23 315	771 ELECTRIC POWER MACHY NES	2 826	4 991	2 204
892 PHOTO,CINEMA SUPPLIES	7 866	30 666	13 701	772 SWITCHGEAR ETC & PTS NES	2 451	13 691	6 012
883 DEVELOPED CINEMA FILM	6	273	124	773 ELECTR DISTRIBUTING MACH	2 708	4 290	1 888
884 OPTICAL GOODS NES	577	31 512	14 050	775 HOUSEHOLD TYPE EQUIP NES	501	851	380
885 WATCHES AND CLOCKS	730	14 123	6 301	776 TRANSISTORS,VALVES,ETC	2 964	93 044	40 928
892 PRINTED MATTER	15 401	49 509	22 169	778 ELECTRICAL MACHINERY NES	14 035	24 015	10 665
893 ARTICLES OF PLASTIC NES	5 753	15 850	6 984	794 MOTOR VEHCL FTS,ACC NES	912	460	198
894 TOYS,SPORTING GOODS,ETC	10 327	20 732	9 091	785 MOTOR & OTHER CYCLES ETC	15 004	10 454	4 664
895 OFFICE SUPPLIES NES	2 044	19 461	8 758	786 VEH NES NONMOTR,TRAILERS	5 833	3 531	1 571
896 WORKS OF ART ETC	103	20 381	9 282	793 SHIPS AND BOATS	15 806	14 483	6 386
897 GOLD,SILVER WARE,JEWELRY	144	16 575	7 353	812 FLUMBG,HEATING,LGHTNG EQU	10 870	7 211	3 174
898 MUSICAL INSTRUMENTS,PTS	4 343	29 118	12 856	821 FURNITURE	40 624	29 535	12 988
899 OTHER MANUFACTURED GOODS	1 583	11 868	5 261	823 TRAVEL GOODS,HANDBAGS	87 057	144 156	62 833
951 WAR FIREARMS,AMMUNITION	174	269	121	842 MENS OUTERWEAR NOT KNIT	39 738	107 485	47 479
961 COIN NONGOLD,NONCURRENT	19	71	34	843 WOMENS OUTERWEAR NONKNIT	22 043	93 018	41 321
971 GOLD,NON MONETARY NES	63	87 534	38 259	844 UNDERWEAR NOT KNIT	13 493	49 877	22 192
972 GOLD COIN		114	51	845 UNDERWEAR KNIT NONELASTC	40 512	172 998	76 423
				846 UNDERWEAR KNITTED	11 177	49 268	22 061
				847 TXTL CLTHNG ACCESSRYS NES	10 743	25 741	11 324
				848 HEADGEAR,NONTXTL CLOTHNG	18 382	50 432	22 377
				851 FOOTWEAR	97 215	181 356	81 907
				871 OPTICAL INSTRUMENTS	29	141	61
				872 MEDICAL INSTRUMENTS NES	123	465	207
				873 METERS & COUNTERS NES	49	296	133
				874 MEASURING,CONTROLLING INSTR	890	3 252	1 433
				881 PHOTO APPAR & EQUIPT NES	296	4 500	1 947
				884 OPTICAL GOODS NES	1 157	12 951	5 867
				885 WATCHES AND CLOCKS	2 637	24 791	11 020
				892 PRINTED MATTER	2 371	2 098	923
				893 ARTICLES OF PLASTIC NES	19 855	17 598	7 735
				894 TOYS,SPORTING GOODS,ETC	84 760	142 583	62 567
				895 OFFICE SUPPLIES NES	1 153	1 667	732
				896 WORKS OF ART ETC	483	1 043	449
				897 GOLD,SILVER WARE,JEWELRY	296	5 047	2 229
				898 MUSICAL INSTRUMENTS,PTS	5 045	12 981	5 699
				899 OTHER MANUFACTURED GOODS	56 945	74 036	32 871
				941 ZOO ANIMALS,PETS	21	98	43
TAIWAN							
IMPORTS	2 001 974	2 392 163	1 063 186				
025 EGGS,BIKDS,FRESH,PRSRVD	350	259	117				
034 FISH FRESH,CHILLED,FRZN	607	407	190				
036 SHELL FISH FRESH,FRZEN	546	682	305				
037 FISH ETC FRESH PRSRVD NES	74 775	41 000	18 230				
048 CEREAL ETC PREPARATIONS	536	297	136				
054 VEG ETC FRSH,SMPLY PRSRVD	50 097	20 663	9 192				
056 VEGETABLES ETC PRSRVD,PREP	369 716	132 640	59 526				
057 FRUIT,NUTS,FRESH,DRIED	991	442	191				
058 FLWT PRESERVED,PREPARED	19 090	4 821	2 162				
062 SUGAR PREPS NON-COCCA	320	191	83				
074 TEA AND MATE	660	1 624	727				
093 EDIBLE PRODCTS,PREPS NES	3 346	2 703	1 237				
112 ALCOHOLIC BEVERAGES	343	205	90				
121 TO-ACCO UNMNFCTRD,REFUSE	330	212	97				
240 WOOD SHAPED	695	153	67				

## 7 IMPORTS AND EXPORTS (SPECIAL TRADE) BY COUNTRIES OF PRODUCTION AND CONSUMPTION AND BY GROUPS OF THE SITC-REV. II 1981

GROUP DESCRIPTION	DT = 100 KG	1 000 DM	1 000 \$	GROUP DESCRIPTION	DT = 100 KG	1 000 DM	1 000 \$
EXPORTS	1 731 515	1 194 506	531 416	725 PAPER ETC MILL MACHINERY	561	1 432	633
022 MILK AND CREAM	2 430	466	200	726 PRINTG,PKBNDG MACHY,PTS	3 665	12 804	5 687
048 CEREAL ETC PREPARATIONS	391	216	92	727 FOOD MACHRY NON-DOMESTIC	599	2 119	927
058 FRUIT PRESERVED,PREPARED	927	162	83	728 OTH MACHRY FOR SPCL INDUS	11 113	38 865	17 279
061 SUGAR AND HONEY	3 590	474	209	736 MACHINE TOOLS FOR METAL	15 353	45 206	20 604
062 SUGAR PREPS NON-COCOA	341	147	66	737 METALWORKING MACHNRY NES	54 449	59 486	27 833
071 COFFEE AND SUBSTITUTES	448	560	246	741 HEATING,COOLING EQUIPMNT	12 466	31 948	14 274
075 SPICES	10	80	34	742 PUMPS FOR LIQUIDS ETC	2 000	7 741	3 415
081 FEEDING STUFF FOR ANIMALS	49 608	7 280	3 277	743 PUMPS NES,CENTRIFUGES ETC	4 073	16 139	7 486
098 EDIBLE PRODUCTS,PREPS NES	552	530	240	744 MECHANICAL HANDLING EQU	6 761	13 687	6 116
233 RUBBER,SYNTHETIC,RECLAIMED	7 509	2 336	1 026	745 NONELEC MACHY,TOOLS NES	4 447	20 475	8 943
251 PULP AND WASTE PAPER	2 560	587	260	749 NONELEC MACHY,PTS,ACC NES	4 682	15 453	6 857
266 SYNTHETIC FIBRE TO SPIN	24 773	10 074	4 507	751 OFFICE MACHINES	1 226	1 940	856
273 STONE,SAND AND GRAVEL	357	165	72	752 AUTOMATIC DATA PROC EQUIP	23	735	334
278 OTHER CRUDE MINERALS	4 243	323	144	759 OFFICE ? ADP MCH PTS,ACC	35	854	375
287 BASE METAL ORES,CONC NES	790	117	52	762 RADIO BROADCAST RECEIVERS	146	1 398	636
288 NONFERR METAL SCRAP NES	4 672	748	323	763 SOUND RECORDERS,PHONOGRPH	193	1 020	458
291 CRUDE ANIMAL MATERIALS NES	2 419	5 089	2 212	764 TELECOM EQPT,PTS,ACC NES	6 263	44 406	20 169
334 PETROLEUM PRODUCTS,REFINED	27 815	10 771	4 307	771 ELECTRICAL POWER MACHY NES	1 117	2 713	1 169
335 RESIDUAL PETROLEUM PROD NES	5 210	870	388	772 SWITCHGEAR ETC & PTS NES	2 203	15 352	6 820
431 PROCESSED ANIMAL VEG OIL,ETC	9 620	2 381	1 055	773 ELECTRIC DISTRIBUTING MACH	6 652	5 934	2 662
511 HYDROCARBONS NES,DERIVS	16 326	2 842	1 244	774 ELECTRO-MECHANICAL EQUIP	226	3 131	1 386
512 ALCOHOLS,PHENOLS,ETC	212 925	39 103	16 849	775 HOUSEHOLD TYPE EQUIP NES	173	458	196
513 ORGANIC ACIDS,ETC	136 805	30 007	13 369	776 TRANSISTORS,VALVES,ETC	459	36 399	16 373
514 NITROGEN-FUNCTIONAL COMPOUNDS	26 400	13 484	5 846	778 ELECTRICAL MACHINERY NES	9 225	12 060	5 336
515 ORGANIC COMPOUNDS ETC	5 895	8 729	3 893	781 PASS MOTOR VEH EXC BUSES	44 829	85 671	37 895
516 OTHER ORGANIC CHEMICALS	14 774	4 456	1 917	782 LORRIES,SPCL MTR VEH NES	1 996	3 519	1 573
522 INORGANIC ELEMENTS,OXIDES,ETC	77 736	20 439	9 066	784 MOTOR VEHCL PTS,ACC NES	5 053	8 734	3 859
523 OTHER INORGANIC CHEMICALS	155 164	19 141	8 469	786 VEH NES NONMOTOR,TRAILERS	1 788	1 246	546
524 RADIOACTIVE ETC MATERIAL	13	118	53	792 AIRCRAFT	524	18 733	7 586
531 SYNTHETIC DYE,NAT.INDIGO,LAKES	8 977	26 386	11 679	793 SHIPS AND BOATS	139 701	4 391	1 865
532 DYES NES,TANNING PRODS	29 547	6 218	2 739	801 INDUSTRIAL PLANT,CHAP 90	246	1 936	934
533 PIGMENTS,PAINTS,ETC	30 862	16 602	7 351	812 PLUMBING,HEATING,LIGHTING EQU	213	529	238
541 MEDICINAL ETC PRODUCTS	6 033	25 958	11 464	821 FURNITURE	962	653	292
551 ESSENTIAL OIL,PERFUME,ETC	431	1 205	538	847 TEXTILE CLOTHING ACCESSORIES NES	19	139	61
553 PERFUMERY,COSMETICS,ETC	70	133	63	848 HEADGEAR,NONTEXTILE CLOTHING	12	162	70
554 SOAPS,CLEANING ETC PREPS	15 667	5 669	2 506	871 OPTICAL INSTRUMENTS	40	1 909	861
562 FERTILIZERS MANUFACTURED	720	174	76	872 MEDICAL INSTRUMENTS NES	249	5 447	2 421
562 PROD OF CONDENSATION ETC	23 367	15 355	6 756	873 METERS & COUNTERS NES	25	302	134
563 PROD OF POLYMERIZING ETC	40 541	11 824	5 218	874 MEASURING,CONTROLLING INSTR	1 700	24 425	10 775
564 CELLULOSE DERIVATIVES ETC	13 704	10 521	4 774	881 PHOTO APPAR & EQUIP NES	378	4 340	1 895
585 PLASTIC MATERIALS NES	1 596	261	131	882 PHOTO,CINEMA SUPPLIES	1 004	1 759	769
591 PESTICIDES,DISINFECTANTS	9 973	6 273	2 789	884 OPTICAL GOODS NES	124	4 142	1 813
592 STARCH,INULIN,GLUTEN,ETC	2 443	715	317	885 WATCHES AND CLOCKS	797	6 924	3 099
596 MISC CHEMICAL PRODS NES	43 178	21 290	9 387	892 PRINTED MATTER	610	2 028	898
605 INDUSTRIAL PLANT,CHAP 73	3 531	4 404	1 948	893 ARTICLES OF PLASTIC NES	596	1 477	661
611 LEATHER	4 259	6 615	2 947	894 TOYS,SPORTING GOODS,ETC	54	318	136
612 LEATHER ETC MANUFACTURES	381	713	321	895 OFFICE SUPPLIES NES	732	2 532	1 106
613 FUR SKINS TANNED,DRESSED	42	2 198	948	897 GOLD,SILVER WARE,JEWELRY	7	1 888	853
621 MATERIALS OF RUBBER	348	698	314	898 MUSICAL INSTRUMENTS,PTS	467	2 474	1 074
625 RUBBER TYRES,TUBES	906	662	304	899 OTHER MANUFACTURED GOODS	402	1 300	568
628 RUBBER ARTICLES NES	173	586	259	971 GOLD,NON MONETARY NES	4	308	134
634 VENEERS,PLYWOOD,ETC	508	239	106				
641 PAPER AND PAPERBOARD	9 725	4 500	1 982	HONG KONG			
642 ARTICLES OF PAPER ETC	612	925	414	IMPORTS	979 080	3 294 602	1 463 286
651 TEXTILE YARN AND THREAD	71	265	116				
652 COTTON FIBRICS,WOVEN	428	1 968	858	034 FISH FRESH,CHILLED,FROZEN	110	1 560	699
653 WOVEN MAN-MADE FIB FABRIC	1 155	4 180	1 801	035 FISH SALTED,DRIED,SMOKED	11	83	37
654 OTH WOVEN TEXTILE FABRIC	331	739	322	037 FISH ETC PREP PRESVD NES	119	100	45
655 KNIT ETC FABRICS	169	680	294	045 CEREALS NES UNMILLED	307	125	56
656 LACE,RIBBONS,TULLE,ETC	67	341	149	048 CEREAL ETC PREPARATIONS	390	184	79
657 SPECIAL TEXTILE ETC PROD	1 323	3 457	1 535	054 VEG ETC FRSH,SMPLY PRESVD	3 784	1 095	482
658 TEXTILE ARTICLES NES	35	216	92	056 VEGETABLES ETC PRESVD,PREP	6 520	2 095	925
659 FLOOR COVERINGS ETC	711	292	126	058 FRUIT PRESERVED,PREPARED	3 640	1 396	629
662 CLAY,REFRACTORY PLDG PRD	151 833	13 929	6 263	062 SUGAR PREPS NON-COCOA	234	133	59
663 OTH NONMETAL MINERAL MFS	5 730	4 272	1 890	074 TEA AND MATE	443	952	431
664 GLASS	8 294	3 961	1 800	098 EDIBLE PRODUCTS,PREPS NES	1 876	912	400
665 GLASSWARE	406	686	298	211 HIDES,SKINS,UNDRESSED	17	189	84
667 PEARL,PREC-,SEMI-P. STONE	10	496	210	248 WOOD SHAPED	964	85	36
671 FIBRE IRON ETC	2 123	1 698	788	263 COTTON	5 578	927	413
672 IRON,STL PRIMARY FORMS	513	123	52	266 WOOL(EXC TOPS),ANML HAIR	63	729	307
673 IRON AND STEEL SHAPES	13 440	2 491	1 118	288 NONFERR METAL SCRAP NES	212	68	30
674 IRON,STL UNIV,PLATE,SHEET	29 352	7 969	3 483	289 PREC METAL ORE,WASTE NES	26	2 912	1 311
675 IRON,STEEL HOOF,STRIP	12 772	3 719	1 605	291 CRUDE ANIMAL MATERIALS NES	615	1 507	655
676 RAILWAY RAILS ETC IRON,STL	425	360	161	292 CRUDE VEG MATERIALS NES	9 996	3 157	1 395
677 IRON,STL WIRE EXCL W ROD	1 225	518	233	522 INCRG ELEMENTS,OXIDES,ETC	52	138	63
678 IRON,STL TUBES,PIPF,ETC	11 473	3 573	1 537	572 EXPLOSIVES,PYROTECH PROD	198	132	58
681 SILVER,PLATINUM,ETC	54	12 159	5 308	583 PROD OF POLYMERIZING ETC	216	113	51
682 COPPER EXC CEMENT COPPER	3 691	3 479	1 371	598 MISC CHEMICAL PRODS NES	328	629	280
683 NICKEL	51	259	121	611 LEATHER	123	150	70
684 ALUMINIUM	7 689	5 071	2 219	612 LEATHER ETC MANUFACTURES	404	942	429
685 LEAD	1 304	334	139	613 FUR SKINS TANNED,DRESSED	254	1 600	707
686 ZINC	1 763	439	195	621 MATERIALS OF RUBBER	42	143	63
687 TIN	27	118	54	622 RUBBER ARTICLES NES	395	655	284
689 NON-FER BASE METALS NES	41	326	141	635 WOOD MANUFACTURES NES	1 611	1 696	748
691 STRUCTURES AND PARTS NES	331	302	140	642 ARTICLES OF PAPER ETC	6 526	5 252	2 309
692 METAL TANKS,BOXES,ETC	546	703	316	651 TEXTILE YARN AND THREAD	638	1 098	468
693 WIRE PRODUCTS NON ELECTR	183	572	254	652 COTTON FABRICS,WOVEN	3 221	3 865	1 755
694 STL,COPPER NAILS,NUTS,ETC	95	204	51	653 WOVEN MAN-MADE FIB FABRIC	1 685	1 933	838
695 TOOLS	978	5 580	2 439	654 OTH WOVEN TEXTILE FABRIC	1 011	1 109	486
696 CUTLERY	25	388	173	655 KNIT ETC FABRICS	101	256	110
697 BASE METAL HOUSEHOLD EQUIP	178	92	36	656 LACE,RIBBONS,TULLE,ETC	704	1 229	565
699 OTHER METAL MANUFACTURES	4 360	4 476	1 993	657 SPECIAL TEXTILE ETC PROD	803	6 100	2 697
700 INDUSTRIAL PLANT,CHAP 84	12 336	25 199	11 187	658 TEXTILE ARTICLES NES	2 202	21 682	9 597
703 INDUSTRIAL PLANT,CHAP 85	519	4 244	1 843	659 FLOOR COVERINGS ETC	1 940	4 433	1 968
711 STEAM ENGINES & AUX PLNT	2 365	3 268	1 508	664 GLASS	2 282	2 916	1 285
712 STEAM ENGINES,TURBINES	625	3 958	1 796	665 GLASSWARE	1 758	2 118	964
713 INTERNAL COMBUS FISTN ENGN	4 075	12 119	5 389	666 POTTERY	778	1 092	480
714 ENGINES & MOTORS NES	17	764	344	667 PEARL,PREC-,SEMI-P. STONE	121	16 111	7 198
716 ROTATING ELECTRIC PLANT	3 812	9 520	4 253	681 SILVER,PLATINUM,ETC	79	4 884	2 141
721 AGRIC MACHY,EXC TRACTORS	9	150	66	692 METAL TANKS,BOXES,ETC	239	328	144
722 TRACTORS NON-ROAD	902	773	326	694 STL,COPPER NAILS,NUTS,ETC	13 283	4 760	2 110
723 CIVIL ENGINEERING EQUIP ETC	3 374	5 161	2 269	695 TOOLS	11 418	10 401	4 612
724 TEXTILE,LEATHER MACHNRY	41 591	101 635	45 555	696 CUTLERY	3 205	5 322	2 372

## 7 IMPORTS AND EXPORTS (SPECIAL TRADE) BY COUNTRIES OF PRODUCTION AND CONSUMPTION AND BY GROUPS OF THE SITC-REV. II 1981

GROUP DESCRIPTION	DT = 100 kg	1 000 DM	1 000 \$	GROUP DESCRIPTION	DT = 100 kg	1 000 DM	1 000 \$
697 BASE MTL HOUSEHOLD EQUIP	22 122	73 863	10 476	553 PERFUMERY, COSMETICS, ETC	2 912	3 847	1 700
699 OTHER METAL MANUFACTURES	20 404	2 463	10 030	554 SOAPS, CLEANING ETC PREPS	29 220	8 104	3 599
714 ENGINES & MOTORS NES	5	609	274	562 FERTILIZERS MANUFACTURED	51 796	2 346	1 048
716 ROTATING ELECTRIC PLANT	7 537	16 421	7 312	582 PROD OF CONDENSATION ETC	39 303	18 827	8 267
723 CIVIL ENGINEERS EQUIP ETC	50	106	47	583 PROD OF POLYMERIZING ETC	119 520	31 276	13 654
724 TEXTILE, LEATHER MACHNRY	154	355	159	584 CELLULOSE DERIVATIVES ETC	10 280	6 636	2 854
728 OTH MACHY FOR SPCL INDUS	959	1 859	827	585 PLASTIC MATERIALS NES	1 191	217	141
736 MACHINE TOOLS FOR METAL	60	70	33	591 PESTICIDES, DISINFECTANTS	3 102	1 169	507
737 METALWORKING MACHNRY NES	885	1 167	494	592 STARCH, INULIN, GLUTEN, ETC	5 757	3 167	1 407
741 HEATING, COOLING EQUIPMNT	173	301	140	598 MISC CHEMICAL PRODS NES	53 162	22 345	9 774
742 PUMPS FOR LIQUIDS ETC	627	357	156	605 INDUSTRIAL PLANT, CHAP 73	143	523	225
743 PUMPS NES, CENTRIFUGES ETC	557	760	331	611 LEATHER	2 374	2 787	1 216
744 MECHANICAL HANDLING EQU	234	180	79	612 LEATHER ETC MANUFACTURES	123	516	226
745 NONELEC MACHY, TOOLS NES	1 279	1 734	788	613 FUR SKINS TANNED, DRESSED	244	10 032	4 300
749 NONELEC MACH PTS, ACC NES	154	1 398	592	621 MATERIALS OF RUBBER	5 126	2 499	1 091
751 OFFICE MACHINES	3 239	12 193	5 392	625 RUBBER TYRES, TUBES	1 034	838	418
752 AUTOMATIC DATA PROC EQUIP	228	2 189	968	628 RUBBER ARTICLES NES	434	1 300	577
759 OFFICE & ADP MCH PTS, ACC	125	10 679	4 759	634 VENEERS, PLYWOOD, ETC	1 543	425	183
761 TELEVISION RECEIVERS	2 435	7 204	3 185	635 WOOD MANUFACTURES NES	1 165	569	254
762 RADIO BROADCAST RECEIVERS	42 367	129 012	57 721	641 PAPER AND PAPERBOARD	43 245	7 516	3 362
763 SOUND RECORDERS, PHONOGRPH	4 973	22 245	9 849	642 ARTICLES OF PAPER ETC	18 867	7 525	3 290
764 TELECOM EQFT, PTS, ACC NES	4 402	16 707	7 361	651 TEXTILE YARN AND THREAD	6 469	4 831	2 131
771 ELECTRIC POWER MACHY NES	5 164	11 879	5 229	652 COTTON FABRICS, WOVEN	3 853	14 973	6 647
772 SWITCHGEAR ETC & PTS NES	572	4 363	1 923	653 WOVN MAN-MADE FIB FABRIC	4 780	12 924	5 721
773 ELECTR DISTRIBUTING MACH	415	4 495	216	654 OTH WOVEN TEXTILE FABRIC	536	2 386	1 052
775 HOUSEHOLD TYPE EQUIP NES	18 060	37 639	16 513	655 KNIT ETC FABRICS	2 169	6 450	2 860
776 TRANSISTORS, VALVES, ETC	904	35 641	15 814	656 LACE, RIBBONS, TULLE, ETC	762	3 211	1 417
776 ELECTRICAL MACHINERY NES	15 419	68 801	30 369	657 SPECIAL TEXTILE ETC PROD	9 885	18 243	8 090
784 MOTOR VEHCL PTS, ACC NES	17	85	37	658 TEXTILE ARTICLES NES	1 182	1 023	438
785 MOTOR & OTHER CYCLES ETC	469	426	180	659 FLOOR COVERINGS ETC	156	155	69
793 SHIPS AND BOATS	272	387	158	661 CEMENT ETC BUILDING PROD	2 590	783	359
812 FLUMBG, HEATING, LGHTNG EQU	9 047	10 757	4 834	662 CLAY, REFRACTORY ELDG PRD	61 356	7 297	3 297
821 FURNITURE	2 988	4 903	2 159	663 OTH NONMETAL MINERAL MFS	2 092	2 343	1 039
821 TRAVEL GOODS, HANDBAGS	48 036	103 411	46 189	664 GLASS	16 126	4 740	2 115
842 MENS OUTERWEAR NOT KNIT	104 953	328 744	146 303	665 GLASSWARE	641	2 472	1 070
843 WOMENS OUTERWEAR NONKNIT	120 925	665 917	295 613	666 POTTERY	1 131	1 981	896
844 UNDERWEAR NOT KNIT	57 508	209 317	93 076	667 PEARL, PREC-, SEMI-P STONE	175	23 752	10 637
845 OUTERWEAR KNIT NONELASTC	61 155	402 494	176 713	673 IRON AND STEEL SHAPES	58 920	4 571	1 950
846 UNDERWEAR KNITTED	42 743	184 425	83 028	674 IRN, STL UNIV, PLATE, SHEET	94 929	16 063	7 147
847 TXTL CLTHNG ACCESSYS NES	13 390	32 956	14 397	675 IRON, STEEL HOOP, STRIP	34 871	9 228	4 107
848 HEADGEAR, NONTXL CLOTHNG	27 247	129 935	57 500	676 RAILWAY RAILS ETC IRN, STL	1 054	176	75
851 FOOTWEAR	15 211	22 147	9 908	677 IRN, STL WIRE EXCL W ROD	2 204	444	199
871 OPTICAL INSTRUMENTS	790	1 429	630	678 IRON, STL TUBES, PIPES, ETC	5 104	1 494	665
872 MEDICAL INSTRUMENTS NES	808	2 280	1 025	681 SILVER, PLATINUM, ETC	122	16 116	7 119
873 METERS & COUNTERS NES	186	785	350	682 COPPER EXC CEMENT COPPER	10 566	10 243	4 497
874 MEASURING, CONTROLLING INSTR	1 210	3 251	1 438	683 NICKEL	26	317	138
881 PHOTO APPAR & EQUIPT NES	2 692	25 859	11 380	684 ALUMINIUM	1 684	1 900	839
882 PHOTO, CINEMA SUPPLIES	158	1 711	749	686 ZINC	1 867	589	257
883 DEVELOPED CINEMA FILM	39	620	275	691 STRUCTURES AND PARTS NES	3 844	1 375	620
884 OPTICAL COODS NES	925	2 360	1 052	692 METAL TANKS, BOXES, ETC	119	181	79
885 WATCHES AND CLOCKS	27 646	271 257	120 627	693 WIRE PRODUCTS NON ELECTR	2 466	1 409	613
892 PRINTED MATTER	8 596	7 835	3 478	694 STL, COPPR NAILS, NUTS, ETC	830	787	343
893 ARTICLES OF PLASTIC NES	32 455	28 623	12 625	695 TOOLS	1 916	7 492	3 353
894 TOYS, SPORTING GOODS, ETC	94 501	149 586	67 230	696 CUTLERY	324	2 637	1 160
895 OFFICE SUPPLIES NES	1 031	1 493	650	697 BASE MTL HOUSEHOLD EQUIP	8 501	11 343	5 038
896 WORKS OF ART ETC	184	1 932	854	699 OTHER METAL MANUFACTURES	10 898	10 236	4 518
897 GOLD, SILVER WARE, JEWELRY	2 018	25 738	11 457	703 INDUSTRIAL PLANT, CHAP 85	417	1 941	852
898 MUSICAL INSTRUMENTS, PTS	10 239	22 723	9 974	711 STEAM BOILERS & AUX PLNT	2 861	2 653	1 172
899 OTHER MANUFACTURED GOODS	36 996	60 973	27 353	712 STEAM ENGINES, TURBINES	23	97	42
941 ZOO ANIMALS, PETS	16	259	115	713 INTERNL COMBUS FISTN ENGN	1 837	8 192	3 518
961 COIN NONGOLD, NONCURRENT	137	10 548	4 960	714 ENGINES & MOTORS NES	9	1 954	846
971 GOLD, NON MONETARY NES	7	1 253	551	716 ROTATING ELECTRIC PLANT	2 382	4 694	2 084
972 GOLD COIN		508	237	721 AGRIC MACHY, EXC TRACTORS	35	183	83
EXPORTS	1 390 934	1 305 483	577 052	723 CIVIL ENGINEER EQUIP ETC	7 141	12 535	5 593
011 MEAT FRESH, CHILLED, FROZEN	16 776	2 642	1 155	724 TEXTILE, LEATHER MACHNRY	12 004	47 454	20 863
022 MILK AND CREAM	776	160	69	725 PAPER ETC MILL MACHINERY	2 011	4 117	1 817
037 FISH ETC PREP PRSVD NES	44	262	118	726 FRINGE, BAKING MACHY, PTS	10 418	24 907	11 088
046 CEREAL ETC PREPARATIONS	13 049	1 427	636	727 FOOD MACHY NON-DOMESTIC	338	1 269	537
054 VEG ETC FKSH, SMPLY PRSVD	129	314	134	728 OTH MACHY FOR SPCL INDUS	9 232	18 128	8 073
055 FRUIT PRESERVED, PREPARED	287	228	101	736 MACHINE TOOLS FOR METAL	1 003	4 615	2 033
061 SUGAR AND HONEY	9 410	670	304	737 METALWORKING MACHNRY NES	448	1 246	547
062 SUGAR FRFTS NON-COCOA	1 160	627	280	741 HEATING, COOLING EQUIPMNT	1 679	4 080	1 813
071 COFFEE AND SUBSTITUTES	248	364	165	742 PUMPS FOR LIQUIDS ETC	3 339	7 347	3 228
073 CHOCOLATE AND PRODUCTS	128	216	96	743 PUMPS NES, CENTRIFUGES ETC	4 434	7 432	3 439
081 FEEDING STUFF FOR ANIMALS	1 278	1 887	832	744 MECHANICAL HANDLING EQU	16 639	18 924	8 170
086 EDIBLE PRODUCTS, PREPS NES	672	676	303	745 NONELEC MACHY, TOOLS NES	2 433	7 522	3 281
112 ALCOHOLIC BEVERAGES	31 763	5 394	2 363	749 NONELEC MACH PTS, ACC NES	2 601	9 234	4 092
211 HIDES, SKINS, UNRESSED	1 658	473	206	751 OFFICE MACHINES	2 760	9 707	4 264
212 FUR SKINS UNRESSED	9	1 047	482	752 AUTOMATIC DATA PROC EQUIP	270	4 768	2 097
233 RUBBER, SYNTHETIC, RECLAIMD	3 443	1 028	458	759 OFFICE & ADP MCH PTS, ACC	100	2 878	1 269
263 COTTON	502	158	66	761 TELEVISION RECEIVERS	11 210	27 632	12 119
266 SYNTHETIC FIBRE TO SPIN	1 248	484	210	762 RADIO BROADCAST RECEIVERS	94	1 287	563
274 SULPHUR ETC	2 497	121	53	763 SOUND RECORDERS, PHONOGRPH	149	821	369
278 OTHER CRUDE MINERALS	23 170	440	194	764 TELECOM EQFT, PTS, ACC NES	8 017	78 245	34 836
291 CRUDE ANIMAL MATERIALS NES	251	1 155	505	771 ELECTRIC POWER MACHY NES	1 025	1 790	798
292 CRUDE VEG MATERIALS NES	504	786	169	772 SWITCHGEAR ETC & PTS NES	3 327	15 350	6 891
334 PETROLEUM PRODUCTS, REFIN	5 344	1 669	728	773 ELECTR DISTRIBUTING MACH	9 870	7 806	3 434
335 RESIDUAL PETRLM PROD NES	1 936	252	114	774 ELECTRO-MEDCL, XRAY EQUIP	70	1 055	461
423 FIXED VEG OILS, SOFT	26 206	4 768	4 104	775 HOUSEHOLD TYPE EQUIP NES	7 124	14 615	6 523
431 PROCESD ANML VEG OIL, ETC	7 462	1 418	618	776 TRANSISTORS, VALVES, ETC	838	13 530	6 025
511 HYDROCARBONS NES, DERIVS	5 234	1 244	545	778 ELECTRICAL MACHINERY NES	6 001	19 022	8 411
512 ALCOHOLS, PHENOLS, ETC	4 461	1 930	853	781 PASS MOTOR VEH EXC BUSES	48 232	120 010	53 119
513 ORGANIC ACIDS, ETC	13 435	17 112	7 523	782 LORRIES, SPCL MTK VEH NES	3 213	3 322	1 482
514 NITROGEN-FUNCTN COMPOUNDS	12 070	9 890	4 324	783 ROAD MOTOR VEHICLES NES	1 190	1 359	623
515 ORG-INORG COMPOUNDS ETC	2 933	5 006	2 217	784 MOTOR VEHCL PTS, ACC NES	3 415	11 796	5 244
516 OTHER ORGANIC CHEMICALS	609	591	264	786 VEH NES NONMOTR, TRAILERS	19 195	20 018	8 150
522 INORG ELEPMNTS, OXIDE, ETC	35 105	6 095	2 693	781 RAILWAY VEHICLES	1 911	3 555	1 589
523 OTH INORGANIC CHEMICALS	27 203	19 696	8 695	792 AIRCRAFT	1 220	16 633	8 270
531 SYNT DYE, NAT DNGO, LAKES	27 691	73 257	32 142	793 SHIPS AND BOATS	50	94	42
532 DYES NES, TANNING FKDS	7 502	1 385	616	812 PLUMBGG, HEATING, LGHTNG EQU	3 192	6 403	2 861
533 PIGMENTS, PAINTS, ETC	8 204	6 998	3 092	821 FURNITURE	14 994	9 317	4 138
541 MEDICINAL ETC PRODUCTS	8 385	30 225	13 346	831 TRAVEL GOODS, HANDBAGS	608	7 627	3 358
551 ESSENTIAL OIL, PERFUME, ETC	1 063	4 631	2 051	842 MENS OUTERWEAR NOT KNIT	49	614	267
				843 WOMENS OUTERWEAR NONKNIT	45	1 099	478
				844 UNDERWEAR NOT KNIT	28	396	176

## 7 IMPORTS AND EXPORTS (SPECIAL TRADE) BY COUNTRIES OF PRODUCTION AND CONSUMPTION AND BY GROUPS OF THE SITC-REV. II 1981

GROUP DESCRIPTION	DT = 100 KG	1 000 DM	1 000 \$	GROUP DESCRIPTION	DT = 100 KG	1 000 DM	1 000 \$
845 OUTERWEAR KNIT NONELASTIC		93	1 453	657 SPECIAL TEXTILE ETC PROD	6	156	69
846 UNDERWEAR KNITTED		86	516	658 TEXTILE ARTICLES NES	15	259	109
847 TXTL CLTHNG ACCESRYS NES		63	491	664 GLASS	1	72	32
848 HEADGEAR, NONTXTL CLOTHNG		74	1 238	665 GLASSWARE	1 525	630	275
851 FOOTWEAR	886	5 340	2 378	667 PEARL, PREC-, SEMI-P STONE	173	5 006	2 157
871 OPTICAL INSTRUMENTS		30	1 498	673 IRON AND STEEL SHAPES	2 252	317	137
872 MEDICAL INSTRUMENTS NES		154	3 160	674 IRN, STL UNIV, PLATE, SHEET	4 733	453	195
873 METERS & COUNTERS NES		207	642	678 IRON, STL TUBES, PIPES, ETC	210	368	153
874 MEASURING, CONTROLLNG INSTR		788	9 895	681 SILVER, PLATINUM, ETC	1	4 791	2 212
881 PHOTO APPAR & EQUIPT NES	1 064	11 439	5 133	682 COPPER EXC CEMENT COPPER	77 918	54 181	23 616
882 PHOTO, CINEMA SUPPLIES	4 053	6 593	2 929	683 NICKEL	57 674	83 717	37 061
883 DEVELOPED CINEMA FILM		13	279	684 ALLMIUM	3 553	871	382
884 OPTICAL GOODS NES	200	26 320	11 686	685 LEAD	99 814	24 315	10 861
885 WATCHES AND CLOCKS		514	35 580	687 TIN	793	2 352	1 122
892 PRINTED MATTER	2 369	2 673	1 182	689 NON-FER BASE METALS NES	350	2 808	1 226
893 ARTICLES OF PLASTIC NES	3 114	4 268	1 900	695 TOOLS	26	149	63
894 TOYS, SPORTING GOODS, ETC	1 010	2 052	900	696 CUTLERY	6	97	41
895 OFFICE SUPPLIES NES	936	8 939	3 922	699 OTHER METAL MANUFACTURES	138	550	234
896 WORKS OF ART ETC		156	65	713 INTRNL COMBUS PISTR ENGN	445	244	106
897 GOLD, SILVER WARE, JEWELRY		47	8 282	714 ENGINES & MOTORS NES	28	662	311
898 MUSICAL INSTRUMENTS, PTS		635	3 921	716 ROTATING ELECTRIC PLANT	66	76	33
899 OTHER MANUFACTURED GOODS	2 885	8 072	3 565	726 FRINTG, PKBINDG MACHY, PTS	44	185	78
951 WAR FIREARMS, AMMUNITION		87	329	727 FOOD MACHRY NON-DOMESTIC	242	1 071	460
971 GOLD, NON MONETARY NES		11	7 726	728 OTH MACHY FOR SPCL INDUS	164	614	269
972 GOLD COIN		1	4 457	736 MACHINE TOOLS FOR METAL	226	303	127
				741 HEATING, COOLING EQUIPMNT	321	952	418
PACAO				743 PUMPS NES, CENTRIFUGES ETC	203	646	293
IMPORTS	70 311	224 083	98 352	745 NONELEC MACHY, TOOLS NES	359	1 070	470
				749 NONELEC MACH PTS, ACC NES	149	804	348
056 VEGTBLES ETC PRSVD, PREPD	1 830	423	187	752 AUTOMATIC DATA PROC EQUIP	11	263	118
658 TEXTILE ARTICLES NES	1 514	8 899	3 996	759 OFFICE & ADP MCH PTS, ACC	21	1 613	711
831 TRAVEL GOODS, HANDBAGS		176	414	764 TELECOM EQPT, PTS, ACC NES	20	543	241
842 MENS OUTERWEAR NOT KNIT	20 373	42 440	16 657	772 SWITCHGEAR ETC & PTS NES	74	451	290
843 WOMENS OUTERWEAR NONKNIT	10 644	30 412	13 447	773 ELECTR DISTRIBUTING MACH	458	664	293
844 UNDERWEAR NOT KNIT	10 362	26 031	11 449	774 ELECTRO-MEDCL, XRAY EQUIP	16	481	203
845 OUTERWEAR KNIT NONELASTIC	14 214	75 764	32 792	776 TRANSISTORS, VALVES, ETC		104	41
846 UNDERWEAR KNITTED	7 069	29 247	13 049	778 ELECTRICAL MACHINERY NES	70	530	237
847 TXTL CLTHNG ACCESRYS NES	2 815	7 306	3 214	784 MOTOR VEHCL PTS, ACC NES	417	568	255
848 HEADGEAR, NONTXTL CLOTHNG		300	1 630	785 MOTOR & OTHER CYCLES ETC	100	367	151
871 OPTICAL INSTRUMENTS		220	469	792 AIRCRAFT	20	193	80
881 PHOTO APPAR & EQUIPT NES		27	192	821 FURNITURE	62	118	52
885 WATCHES AND CLOCKS		35	203	847 TXTL CLTHNG ACCESRYS NES	49	301	139
894 TOYS, SPORTING GOODS, ETC		175	360	848 HEADGEAR, NONTXTL CLOTHNG	69	188	84
899 OTHER MANUFACTURED GOODS		15	180	872 MEDICAL INSTRUMENTS NES	17	237	108
EXPORTS	30 842	6 769	3 136	874 MEASURING, CONTROLLNG INSTR	37	1 491	662
				881 PHOTO APPAR & EQUIPT NES	2	321	130
655 KNIT ETC FABRICS	167	120	56	882 PHOTO, CINEMA SUPPLIES	1 382	1 288	582
724 TEXTILE, LEATHER MACHNRY		71	229	884 OPTICAL GOODS NES	95	1 188	523
742 PUMPS FOR LIQUIDS ETC		53	83	885 WATCHES AND CLOCKS	6	196	84
771 ELECTRIC POWER MACHY NES	925	462	207	892 PRINTED MATTER	49	183	81
772 SWITCHGEAR ETC & PTS NES	53	182	82	893 ARTICLES OF PLASTIC NES	123	237	105
781 PASS MOTOR VEH EXC BUSES		28	63	894 TOYS, SPORTING GOODS, ETC	1 262	2 646	1 153
793 SHIPS AND BOATS	29 450	5 300	2 472	896 WORKS OF ART ETC	4	347	155
				897 GOLD, SILVER WARE, JEWELRY		81	37
AUSTRALIA				898 MUSICAL INSTRUMENTS, PTS	146	769	332
IMPORTS	61 558 609	1 405 599	621 563	899 OTHER MANUFACTURED GOODS	25	3 447	1 540
				951 WAR FIREARMS, AMMUNITION	178	191	84
				971 GOLD, NON MONETARY NES		803	373
				972 GOLD COIN		383	178
				EXPORTS	4 592 469	2 703 876	1 194 091
011 MEAT FRESH, CHILLD, FROZEN	51 644	29 058	12 878	024 CHEESE AND CURD	11 943	7 728	3 411
014 MEAT PREPD, PRSVD, NES ETC		882	1 099	034 FISH FRESH, CHILLED, FROZN	1 898	786	362
024 CHEESE AND CURD	2 257	1 369	612	037 FISH ETC PREFD PRSVD NES	3 692	2 766	1 220
034 FISH FRESH, CHILLED, FROZN		955	425	048 CEREAL ETC PREPARATIONS	6 819	3 213	1 419
037 FISH ETC PREPD PRSVD NES		172	205	054 VEG ETC FRSH, SMPLY PRSVD	234	263	123
041 WHEAT ETC UNMILLED	3 408	313	146	056 VEGTBLES ETC PRSVD, PREPD	1 795	1 442	637
042 RICE	3 472	269	124	057 FRUIT, NUTS, FRESH, DRIED	310	374	163
045 CEREALS NES UNMILLED	71 450	3 815	1 700	058 FRUIT PRESERVED, PREPARED	632	366	158
054 VEG ETC FRSH, SMPLY PRSVD	63 981	6 800	3 024	061 SUGAR AND HONEY	6 344	913	403
057 FRUIT, NUTS, FRESH, DRIED	164 857	44 170	19 274	062 SUGAR PREPS NON-COCCA	1 069	525	232
058 FRUIT PRESERVED, PREPARED	56 508	9 067	4 034	071 COFFEE AND SUBSTITUTES	5 776	7 836	3 409
061 SUGAR AND HONEY	7 958	1 716	786	072 COCCA	6 034	6 787	3 012
071 COFFEE AND SUBSTITUTES	160	105	49	073 CHOCOLATE AND PRODUCTS	1 656	1 741	772
081 FEEDING STUFF FOR ANIMLS	17 880	5 543	2 475	075 SPICES	94	229	100
112 ALCOHOLIC BEVERAGES	4 405	2 361	1 051	081 FEEDING STUFF FOR ANIMLS	980	1 093	481
211 HIDES, SKINS, UNDRESSED	31 180	12 956	5 696	098 EDIBLE PRODUCTS, PREPS NES	1 142	801	358
212 FUR SKINS UNDRESSED	1 459	26 533	11 185	112 ALCOHOLIC BEVERAGES	29 909	13 262	5 836
223 SEEDS FOR OTH FIXED OILS	2 290	388	170	122 TOBACCO MFRS	113	289	129
247 OTH WOOD ROUGH, SQUARED	1 462	117	51	233 RUBBER, SYNTHTIC, RECLAIMD	3 856	1 464	639
248 WOOD SHAPED	10 544	1 140	510	248 WOOD SHAPED	304	68	30
268 WOOL (EXC TOPS), ANML HAIR	265 725	263 286	116 792	251 PULP AND WASTE PAPER	566	112	49
278 OTHER CRUDE MINERALS	44 106	1 602	706	266 SYNTHETIC FIBRE TO SPIN	11 530	4 640	2 044
281 IRON ORE, CONCENTRATES	34 415 477	204 320	90 653	273 STONE, SAND AND GRAVEL	4 053	245	108
282 IRON AND STEEL SCRAP		160	70	278 OTHER CRUDE MINERALS	4 958	554	239
287 BASE METAL ORES, CONC NES	19 852 258	408 231	180 594	287 BASE METAL ORES, CONC NES	924	599	267
288 NONFERR METAL SCRAP NES	9 887	2 597	1 188	291 CRUDE ANIMAL MTRIALS NES	91	234	102
289 PREC METAL ORE, WASTE NES		300	139	292 CRUDE VEG MATERIALS NES	1 179	1 512	661
291 CRUDE ANIMAL MTRIALS NES	4 167	12 287	5 407	322 COAL, LIGNITE, PEAT	40 380	1 598	714
292 CRUDE VEG MATERIALS NES	16 883	6 228	2 777	334 PETROLEUM PRODUCTS, REFIN	27 526	6 563	2 863
322 COAL, LIGNITE, PEAT	6 067 188	91 918	40 482	335 RESIDUAL PETRLM PROD NES	8 454	1 406	620
334 PETROLEUM PRODUCTS, REFIN		801	359	423 FIXED VEG OILS, SOFT	24 569	3 161	1 382
411 ANIMAL OILS AND FATS	96 741	9 878	4 390	424 FIXED VEG OIL NONSOFT	2 077	394	167
423 FIXED VEG OILS, SOFT	1 483	433	184	431 PROCESD ANML VEG OIL, ETC	16 190	2 772	1 177
431 PROCESD ANML VEG OIL, ETC		487	222	511 HYDROCARBONS NES, DERIVS	96 929	8 389	3 752
523 OTHR INORGANIC CHEMICALS	8 424	18 844	8 421	512 ALCOHOLS, PHENOLS, ETC	32 731	7 633	3 339
541 MEDICINAL ETC PRODUCTS		14	262	513 ORGANIC ACIDS, ETC	64 081	46 442	20 226
551 ESSENTL OIL, PERFUME, ETC		296	182	514 NITROGEN-FUNCT COMPOUNDS	31 210	17 882	7 791
593 PROD OF POLYMERIZING ETC		197	95	515 ORG-INORG COMPOUNDS ETC	11 921	31 712	14 104
598 MISC CHEMICAL PRODS NES		555	373	516 OTHER ORGANIC CHEMICALS	12 203	8 193	3 567
611 LEATHER		101	130	522 INORG ELEMNTS, OXIDES, ETC	2 166 262	62 268	27 297
613 FUR SKINS TANNED, DRESSED		170	322	523 OTHR INORGANIC CHEMICALS	95 203	10 623	4 660
625 RUBBER TYRES, TUBES		944	1 023	524 RADIOACTIVE ETC MATERIAL		114	47
628 RUBBER ARTICLES NES		23	86	531 SYNT DYE, NAT INDO, LAKES	11 157	27 523	12 125
634 VENEERS, FLYWOOD, ETC		370	229				
651 TEXTILE YARN AND THREAD	1 563	2 094	905				

7 IMPORTS AND EXPORTS (SPECIAL TRADE) BY COUNTRIES OF PRODUCTION AND CONSUMPTION AND BY GROUPS OF THE SITC-REV. II 1981

GROUP DESCRIPTION	DT = 100 KG	1 000 DM	1 000 \$	GROUP DESCRIPTION	DT = 100 KG	1 000 DM	1 000 \$
532 DYES NES, TANNING PRODS	12 003	2 843	1 269	785 MOTOR & OTHER CYCLES ETC	3 197	6 658	2 936
533 PIGMENTS, PAINTS, ETC	43 527	13 671	6 020	726 VEH NES NONMCTR, TRAILERS	13 015	8 237	3 621
541 MEDICINAL ETC PRODUCTS	10 708	56 150	24 924	791 RAILWAY VEHICLES	1 705	5 187	2 235
551 ESSENTL CIL, PERFUME, ETC	1 005	3 533	1 565	792 AIRCRAFT	119	4 397	1 885
553 PERFUME, COSMETICS, ETC	1 433	3 270	1 420	793 SHIPS AND BOATS	87	251	107
554 SOAPS, CLEANING ETC PREPS	11 171	9 039	3 952	801 INDUSTRIAL PLANT, CHAP 90	125	2 784	1 225
562 FERTILIZERS MANUFACTURED	30 988	2 259	966	812 PLUMB, HEATING, LIGHTNG EQU	6 291	8 648	3 795
572 EXPLOSIVES, PYROTECH PROD	93	390	168	821 FURNITURE	10 349	10 823	4 764
582 PROD OF CONDENSATION ETC	57 767	33 383	14 749	831 TRAVEL GOODS, HANDBAGS	216	840	366
583 PROD OF POLYMERIZING ETC	79 007	41 809	18 426	842 MENS OUTERWEAR NOT KNIT	43	512	226
584 CELLULOSE DERIVATIVES ETC	4 041	3 804	1 672	843 WOMENS OUTERWEAR NONKNIT	46	1 422	632
585 PLASTIC MATERIALS NES	1 220	3 646	1 610	844 UNDERWEAR NOT KNIT	13	221	99
591 PESTICIDES, DISINFECTANTS	5 365	6 842	3 005	845 OUTERWEAR KNIT NONELASTC	102	2 743	1 217
592 STARCH, INULIN, GLUTEN, ETC	1 394	1 135	504	846 UNDERWEAR KNITTED	19	448	198
598 MISC CHEMICAL PRODS NES	63 015	32 199	14 137	847 TXTL CLTHNG ACCESSRYS NES	68	515	218
605 INDUSTRIAL PLANT, CHAP 73	5 951	2 397	1 049	848 HEADGEAR, NONTXTL CLOTHNG	47	581	260
611 LEATHER	1 849	3 392	1 480	851 FOOTWEAR	479	2 408	1 066
612 LEATHER ETC MANUFACTURES	1 187	1 975	872	871 OPTICAL INSTRUMENTS	267	6 245	2 766
613 FUR SKINS TANNED, DRESSED	16	310	141	872 MEDICAL INSTRUMENTS NES	824	14 522	6 414
621 MATERIALS OF RUBBER	4 944	3 559	1 578	873 METERS & COUNTERS NES	176	1 825	819
625 RUBBER TYRES, TUBES	21 327	16 140	7 090	874 MEASURING, CONTROLLING INSTR	5 604	62 607	27 916
629 RUBBER ARTICLES NES	2 642	6 003	2 635	881 PHOTO APPAR & EQUIPT NES	3 847	27 448	12 057
634 VENEERS, PLYWOOD, ETC	1 687	1 179	521	882 PHOTO, CINEMA SUPPLIES	9 957	18 392	8 083
635 WOOD MANUFACTURES NES	1 406	972	430	883 DEVELOPED CINEMA FILM	4	133	56
641 PAPER AND PAPERBOARD	129 345	35 442	15 639	884 OPTICAL GOODS NES	297	11 292	4 991
642 ARTICLES OF PAPER ETC	5 521	6 686	2 937	885 WATCHES AND CLOCKS	1 515	13 561	5 979
651 TEXTILE YARN AND THREAD	5 313	10 778	4 745	892 PRINTED MATTER	6 056	11 531	5 155
652 COTTON FABRICS, WOVEN	2 240	9 074	3 966	893 ARTICLES OF PLASTIC NES	21 337	22 912	10 104
653 WOVN MAN-MADE FIB FABRIC	7 532	21 933	9 632	894 TOYS, SPORTING GOODS, ETC	4 314	8 222	3 612
654 OTH WOVN TEXTILE FABRIC	303	1 396	615	895 OFFICE SUPPLIES NES	3 008	12 767	5 603
655 KNIT ETC FABRICS	1 020	4 106	1 812	896 WORKS OF ART ETC	2	299	132
656 LACE, RIBBONS, TULLE, ETC	213	1 048	465	897 GOLD, SILVER WARE, JEWELRY	37	14 214	6 202
657 SPECIAL TEXTILE ETC PROD	7 052	11 728	5 163	898 MUSICAL INSTRUMENTS, PTS	2 669	11 612	5 113
658 TEXTILE ARTICLES NES	1 857	4 651	2 048	899 OTHER MANUFACTURED GOODS	1 170	6 590	2 903
659 FLOOR COVERINGS ETC	1 282	2 656	1 172	951 WAR FIREARMS, AMMUNITION	355	1 257	570
661 CEMENT ETC BUILDING PROD	19 518	592	262	971 GOLD, NON MONETARY NES	170	170	71
662 CLAY, REFRACTORY BLDG PRD	35 994	4 976	2 178				
663 OTH NONMETAL MINERAL PFS	11 633	10 840	4 764	PAFLA NEW G			
664 GLASS	123 633	19 983	8 850				
665 GLASSWARE	10 186	9 164	4 010	IMPORTS	2 714 184	512 770	227 031
666 POTTERY	3 648	4 632	2 025				
667 PEARL, FAKE, SEMI-P STONE	6	4 365	1 968	071 COFFEE AND SUBSTITUTES	143 700	91 061	41 099
671 PIG IRON ETC	11 887	2 351	1 036	072 COCOA	61 493	31 130	14 095
672 IRON, STL PRIMARY FORMS	5 761	811	368	074 TEA AND MATE	117	90	37
673 IRON AND STEEL SHAPES	29 281	5 964	2 623	081 FEEDING STUFF FOR ANIMALS	7 434	341	161
674 IRN, STL UNIV, PLATE, SHEET	54 226	7 014	3 018	223 SEEDS FOR OTH FIXED OILS	219 125	20 410	9 127
675 IPCN, STEEL HOOP, STRIP	13 094	3 342	1 515	287 BASE METAL CRES, CONC NES	2 127 222	348 841	153 350
677 IRN, STL WIRE EXCL W ROD	1 884	1 121	508	424 FIXED VEG OIL NONSOFT	154 777	20 401	8 950
678 IRON, STL TUBES, PIPES, ETC	63 971	14 999	6 691	782 LORRIES, SPCL MTR VEH NES	58	110	44
679 IRN, STL CASTINGS UNWORKED	152	113	48	896 WORKS OF ART ETC	3	172	78
681 SILVER, PLATINUM, ETC	11	960	436				
682 COPPER EXC CEMENT COPPER	5 806	5 735	2 550	EXPORTS	113 445	22 236	9 845
683 NICKEL	1 774	3 953	1 768				
684 ALUMINIUM	7 210	5 520	2 407	061 SUGAR AND HONEY	56 914	7 713	3 498
686 ZINC	1 612	639	286	112 ALCOHOLIC BEVERAGES	229	120	54
691 STRUCTURES AND PARTS NES	7 521	1 894	847	278 OTHER CRUDE MINERALS	20 628	942	407
692 METAL TANKS, BOXES, ETC	826	1 152	500	292 CRUDE VEG MATERIALS NES	75	242	104
693 WIRE PRODUCTS NON ELECTR	1 995	1 339	593	522 INCRG ELEMENTS, OXIDES, ETC	2 237	209	92
694 STL, COPPER NAILS, NUTS, ETC	5 995	4 163	1 839	533 PIGMENTS, PAINTS, ETC	335	130	57
695 TOOLS	8 568	25 775	11 469	541 MEDICINAL ETC PRODUCTS	109	1 377	602
696 CUTLERY	1 401	6 815	3 003	562 FERTILIZERS MANUFACTURED	23 208	1 053	464
697 BASE MTL HOUSEHOLD EQUIP	5 706	9 868	4 325	582 PROD OF CONDENSATION ETC	150	84	37
699 OTHER METAL MANUFACTURES	40 605	47 090	20 605	628 RUBBER ARTICLES NES	44	141	62
700 INDUSTRIAL PLANT, CHAP 84	9 292	9 158	4 226	662 CLAY, REFRACTORY BLDG PRD	2 050	543	250
703 INDUSTRIAL PLANT, CHAP 85	239	6 985	3 099	664 GLASS	847	122	54
711 STEAM BOILERS & AUX PLNT	3 359	3 463	1 473	691 STRUCTURES AND PARTS NES	526	234	98
712 STEAM ENGINES, TURBINES	95	1 189	535	693 WIRE PRODUCTS NON ELECTR	662	115	48
713 INTRNL COMBUS PISTN ENGN	16 984	48 148	21 470	695 TOOLS	393	600	263
714 ENGINES & MOTORS NES	34	2 399	1 036	696 CUTLERY	99	347	153
716 ROTATING ELECTRIC PLANT	13 886	21 058	9 306	699 OTHER METAL MANUFACTURES	91	106	47
718 OTH POWER GENERATG MACHY	135	629	280	711 STEAM BOILERS & AUX PLNT	128	115	52
721 AGRIC MACHY, EXC TRACTORS	22 080	22 585	9 879	713 INTRNL COMBUS PISTN ENGN	37	141	64
722 TRACTORS NON-ROAD	71 368	60 727	27 016	722 TRACTORS NON-ROAD	44	64	30
723 CIVIL ENGINEERG EQUIP ETC	48 600	50 083	22 168	723 CIVIL ENGINEERG EQUIP ETC	1 327	1 193	533
724 TEXTILE, LEATHER MACHNRY	17 436	56 448	24 895	727 FOOD MACHRY NON-DOMESTIC	51	227	96
725 PAPER ETC MILL MACHINERY	3 604	13 155	5 835	728 OTH MACHY FOR SPCL INDUS	487	1 098	483
726 PRINTG, BKFINDG MACHY, PTS	15 073	56 790	25 388	736 MACHINE TOOLS FOR METAL	63	187	82
727 FOOD MACHRY NON-PEDESTIC	4 372	15 261	6 640	743 PUMPS NES, CENTRIFUGES ETC	294	746	316
728 OTH MACHY FOR SPCL INDUS	44 693	100 394	44 451	745 NONELEC MACHY, TOOLS NES	50	336	146
736 MACHINE TOOLS FOR METAL	16 528	50 003	22 006	751 OFFICE MACHINES	157	739	318
737 METALWORKING MACHNRY NES	4 647	16 555	7 503	755 HOUSEHOLD TYPE EQUIP NES	14	107	48
741 HEATING, COOLING EQUIPMNT	16 143	25 380	11 143	778 ELECTRICAL MACHINERY NES	42	109	47
742 PUMPS FOR LIQUIDS ETC	2 746	11 482	5 143	781 PASS MOTOR VEH EXC BUSES	178	465	210
743 PUMPS NES, CENTRIFUGES ETC	10 386	30 080	13 360	782 LORRIES, SPCL MTR VEH NES	58	125	53
744 MECHANICAL HANDLING EQU	33 149	46 272	20 715	812 PLUMB, HEATING, LIGHTNG EQU	187	249	112
745 NONELEC MACHY, TOOLS NES	12 475	55 371	24 455	821 FURNITURE	114	88	40
749 NONELEC MACH PTS, ACC NES	32 626	78 546	34 670	831 TRAVEL GOODS, HANDBAGS	32	124	51
751 OFFICE MACHINES	5 248	33 214	14 851	851 FOOTWEAR	25	78	36
752 AUTOMATIC DATA PROC EQUIP	852	13 774	6 106	874 MEASURING, CONTROLLING INSTR	26	353	157
759 OFFICE & ADP MCH PTS, ALL	524	9 035	3 954	882 PHOTO, CINEMA SUPPLIES	44	77	33
761 TELEVISION RECEIVERS	658	2 075	901				
762 RADIO BROADCAST RECEIVERS	149	2 852	1 262	AUST OCEANIA			
763 SOUND RECORDRS, PHONOGRPH	411	2 672	1 169				
764 TELECOM EQUIP, PTS, ACC NES	3 924	68 626	30 170	IMPORTS	527	190	81
771 ELECTRIC POWER MACHY NES	2 689	8 504	3 770				
772 SWITCHGEAR ETC & PTS NES	15 932	70 355	31 136	749 NONELEC MACH PTS, ACC NES	23	82	35
773 ELECTR DISTRIBUTING MACH	3 476	6 051	2 694				
774 ELECTRO-MEDCL, XRAY EQUIP	571	8 628	3 722	EXPORTS	151	1 673	734
775 HOUSEHOLD TYPE EQUIP NES	28 938	27 544	12 413				
776 TRANSISTORS, VALVES, ETC	189	6 620	2 923	851 FOOTWEAR	12	78	35
778 ELECTRICAL MACHINERY NES	71 519	74 301	32 775	881 PHOTO APPAR & EQUIPT NES	1	90	42
781 PASS MOTOR VEH EXC BUSES	20 584	186 527	82 391	884 OPTICAL GOODS NES	7	1 149	508
782 LORRIES, SPCL MTR VEH NES	15 141	15 933	7 160				
783 ROAD MOTOR VEHICLES NES	21 131	25 492	11 554				
784 MOTOR VEHCL PTS, ACC NES	121 262	166 274	72 946				

## 7 IMPORTS AND EXPORTS (SPECIAL TRADE) BY COUNTRIES OF PRODUCTION AND CONSUMPTION AND BY GROUPS OF THE SITC-REV. II 1981

GROUP DESCRIPTION	DT = 100 KG	1 000 DM	1 000 \$	GROUP DESCRIPTION	DT = 100 KG	1 000 DM	1 000 \$
NAURU				628 RUBBER ARTICLES NES	527	1 345	594
IMPORTS	8	7	4	633 CORK MANUFACTURES	140	684	300
EXPORTS	64	98	41	634 VENEERS,PLYWOOD,ETC	1 095	670	298
NEW ZEALAND				641 PAPER AND PAPERBOARD	25 022	6 277	2 776
IMPORTS	654 629	314 399	137 755	642 ARTICLES OF PAPER ETC	319	427	185
011 MEAT FRESH,CHILLED,FROZEN	84 904	54 406	23 997	651 TEXTILE YARN AND THREAD	967	1 445	637
022 MILK AND CREAM	173	102	47	652 COTTON FABRICS,WOVEN	392	1 405	614
024 CHEESE AND CURD	45 701	21 936	9 882	653 WOVN MAN-MADE FIB FABRIC	5 313	12 032	5 297
034 FISH FRESH,CHILLED,FROZEN	2 843	1 252	557	654 OTH WOVEN TEXTILE FABRIC	171	671	287
036 SHELL FISH FRESH,FROZEN	339	216	104	655 KNIT ETC FABRICS	201	650	282
054 VEG ETC FRSH,SMPLY PKSD	9 619	1 999	865	656 LACE,RIBBONS,TULLE,ETC	1 159	548	234
057 FRUIT,NUTS,FRESH,DRIED	288 852	85 444	36 284	657 SPECIAL TEXTILE ETC PROD	1 135	2 280	1 006
058 FRUIT PRESERVED,PREPARED	23 674	9 372	4 080	658 TEXTILE ARTICLES NES	118	550	231
061 SUGAR AND HONEY	2 644	1 146	508	662 CLAY,REFRACTORY BLDG PRD	1 172	127	59
098 EDIBLE PKDCTS,PREPS NES	2	90	40	663 OTH NONMETAL MINERAL MFS	560	786	342
112 ALCOHOLIC BEVERAGES	194	119	49	664 GLASS	10 592	2 542	1 108
211 HIDES,SKINS,UNDRESSED	2 577	1 394	633	665 GLASSWARE	1 350	1 741	755
212 FUR SKINS UNDRESSED	467	7 122	3 225	666 POTTERY	1 029	1 711	747
223 SEEDS FOR OTH FIXED OILS	875	182	80	667 PEARL,PREC-,SEMI-P STONE		253	113
248 WOOD SHAPED	21 199	1 123	501	673 IRON AND STEEL SHAPES	2 884	569	252
268 WOOL(EXC TOPS),ANML HAIR	104 911	33 892	37 315	674 IRN,STL UNIV,PLATE,SHEET		684	300
289 PREC METAL ORE,WASTE NES	1	116	54	675 IRON,STEEL HOOP,STRIP	5 100	932	411
291 CRUDE ANIMAL MTRIALS NES	6 242	19 605	8 540	677 IRN,STL WIRE EXCL W ROD	4 389	852	360
292 CRUDE VEG MATERIALS NES	6 643	3 165	1 428	678 IRON,STL TUBES,PIPF,ETC	3 465	764	335
411 ANIMAL OILS AND FATS	29 327	3 018	1 296	681 SILVER,PLATINUM,ETC	1	139	62
431 PROCESD ANML VEG OIL,ETC	103	117	54	682 COPPER EXC CEMENT COPPER	6 936	3 713	1 639
513 ORGANIC ACIDS,ETC	44	257	116	683 NICKEL	85	174	80
523 OTHR INORGANIC CHEMICALS	1	74	31	684 ALUMINIUM	532	893	400
541 MEDICINAL ETC PRODUCTS	10	100	44	686 ZINC	694	297	128
592 STARCH,INULIN,GLUTEN,ETC	11 493	6 289	2 813	693 WIRE PRODUCTS NON ELECTR	2 568	716	316
598 MISC CHEMICAL PRODS NES	25	140	65	694 STL,COPPR NAILS,NUTS,ETC	686	465	204
611 LEATHER	405	340	155	695 TOOLS	1 387	3 609	1 573
613 FUR SKINS TANNED,DRESSED	383	1 566	679	696 CUTLERY	327	1 706	746
634 VENEERS,PLYWOOD,ETC	6 383	566	233	697 FASE MTL HOUSEHOLD EQUIP	58	109	46
635 WOOD MANUFACTURES NES	370	457	203	699 OTHER METAL MANUFACTURES	1 584	2 639	1 172
659 FLOOR COVERINGS ETC	190	414	189	700 INDUSTRIAL PLANT,CHAP 84	2 643	3 393	1 508
665 GLASSWARE	1 204	802	358	712 STEAM ENGINES,TURBINES	474	1 687	757
681 SILVER,PLATINUM,ETC		85	37	713 INTRNL COMBUS PISTN ENGN	808	1 937	853
684 ALUMINIUM	190	180	80	714 ENGINES & MOTORS NES	6	541	237
695 TOOLS	93	309	136	716 ROTATING ELECTRIC PLANT	741	1 793	788
721 AGRIC MACHY,EXC TRACTORS	21	116	51	718 OTH POWER GENERATG MACHY	49	90	38
724 TEXTILE,LEATHER MACHNRY	27	95	38	721 AGRIC MACHY,EXC TRACTORS	3 092	3 269	1 413
736 MACHINE TOOLS FOR METAL	17	97	45	722 TRACTORS NON-ROAD	1 050	1 286	558
741 HEATING,COOLING EQUIPMNT	28	113	53	723 CIVIL ENGINEERS EQUIP ETC	7 334	6 803	3 046
742 PUMPS FOR LIQUIDS ETC	41	84	36	724 TEXTILE,LEATHER MACHNRY	2 943	12 854	5 637
743 PUMPS NES,CENTRIFUGES ETC	11	75	34	725 PAPER ETC MILL MACHINERY	1 582	5 703	2 522
759 OFFICE & ADP MCH PTS,ACC		107	48	726 PRINTG,BKBDNG MACHY,PTS	1 636	6 041	2 670
848 HEADGEAR,NONTXTL CLOTHNG	290	969	432	727 FOOD MACHRY NON-DOMESTIC	945	3 476	1 572
874 MEASURING,CONTROLLNG INSTR	27	578	252	728 OTH MACHY FOR SPCL INDUS	4 380	11 396	4 975
884 OPTICAL GOODS NES		106	48	736 MACHINE TOOLS FOR METAL	1 358	6 401	2 855
893 ARTICLES OF PLASTIC NES	19	292	127	737 METALWORKING MACHNRY NES	240	1 520	674
894 TOYS,SPORTING GOODS,ETC	24	73	32	741 HEATING,COOLING EQUIPMNT	3 464	8 082	3 477
896 WORKS OF ART ETC	1	419	196	742 PUMPS FOR LIQUIDS ETC	1 862	4 236	1 860
897 GOLD,SILVER WARE,JEWELRY		126	55	743 PUMPS NES,CENTRIFUGES ETC	2 010	6 306	2 854
899 OTHER MANUFACTURED GOODS	12	937	415	744 MECHANICAL HANDLING EQU	3 276	4 439	1 951
EXPORTS	477 896	358 536	157 641	745 NONELEC MACHY,TOOLS NES	2 016	10 837	4 818
024 CHEESE AND CURD	498	428	187	749 OFFICE MACHINES	111	640	277
037 FISH ETC PREPD PRSDV NES	169	92	39	752 AUTOMTIC DATA PROC EQUIP	54	762	341
056 VEGTBLES ETC PRSDV,PREPD	116	77	36	759 OFFICE & ADP MCH PTS,ACC	56	1 066	494
071 CGFFEE AND SUBSTITUTES	604	531	238	763 SOUND RECORDRS,PHONOGRPH	54	590	267
072 COCOA	220	179	81	764 TELECOM EQPT,PTS,ACC NES	39	789	361
098 EDIBLE PRODCTS,PREPS NES	135	120	53	772 SWITCHGEAR ETC & PTS NES	463	3 136	1 380
112 ALCOHOLIC BEVERAGES	5 346	2 908	1 264	773 ELECTR DISTRIBUTING MACH	114	302	128
233 RUBBER,SYNTHETIC,RECLAIMD	2 416	753	325	776 ELECTRO-MEDCL,XRAY EQUIP	131	1 769	745
266 SYNTHETIC FIBRE TO SPIN	949	359	169	775 HOUSEHOLD TYPE EQUIP NES	1 255	2 894	1 287
273 STONE,SAND AND GRAVEL	2 320	136	61	778 TRANSISTORS,VALVES,ETC	2	456	199
278 OTHER CRUDE MINERALS	7 625	266	119	778 ELECTRICAL MACHINERY NES	7 095	4 897	2 154
292 CRUDE VEG MATERIALS NES	146	247	104	781 PASS MOTOR VEH EXC BUSES	6 201	15 937	7 026
334 PETROLEUM PRODUCTS,REFIN	4 251	959	417	782 LORRIES,SPCL MTR VEH NES	2 012	2 286	986
335 RESIDUAL PETRLM PROD NES	1 451	220	94	783 ROAD MOTOR VEHICLES NES	396	533	232
423 FIXED VEG OILS,SOFT	7 900	1 128	486	784 MOTOR VEHCL PTS,ACC NES	4 936	9 172	3 977
431 PROCESD ANML VEG OIL,ETC	4 777	855	368	785 MOTOR & OTHER CYCLES ETC	148	164	74
511 HYDROCARBONS NES,DERIVS	4 370	1 503	664	786 VEH NES NONMOTR,TRAILERS	695	508	224
512 ALCOHOLS,FHENOLS,ETC	6 972	1 814	791	791 RAILWAY VEHICLES	72	406	189
513 ORGANIC ACIDS,ETC	13 101	3 746	1 615	792 AIRCRAFT	34	438	189
514 NITROGEN-FUNCTN COMPOUNDS	5 846	2 230	966	812 PLUMBNG,HEATING,LGHTNG EQU	375	482	212
515 CRG-INORG COMPOUNDS ETC	1 622	4 004	1 776	821 FURNITURE	90	230	101
516 OTHER ORGANIC CHEMICALS	4 898	1 811	788	831 TPANEL GOODS,HANDBAGS	12	81	34
522 INORG ELEHNTS,OXIDES,ETC	28 635	5 090	2 238	845 OUTERWEAR KNIT NONELASTC	3	92	40
523 OTHR INORGANIC CHEMICALS	32 716	2 306	1 015	851 FOOTWEAR	89	618	270
531 SYNT DYE,NAT INDOGO,LAKES	3 970	9 243	4 063	871 OPTICAL INSTRUMENTS	46	907	408
532 DYES NES,TANNING PRODS	14 931	2 909	1 262	872 MEDICAL INSTRUMENTS NES	97	1 867	823
533 PIGMENTS,PAINTS,ETC	12 546	4 396	1 915	873 METERS & COUNTERS NES	10	294	127
541 MEDICINAL ETC PRODUCTS	2 802	15 105	6 734	874 MEASURING,CONTROLLNG INSTR	420	6 016	2 726
551 ESSENTL OIL,PERFUME,ETC	84	376	166	881 PHOTO APPAR & EQUIPT NES	466	3 455	1 482
554 SOAPS,CLEANING ETC PREPS	13 101	4 311	1 880	882 PHOTO,CINEMA SUPPLIES	2 498	4 594	2 048
562 FERTILIZERS MANUFACTURED	23 447	1 613	692	884 OPTICAL GOODS NES	34	1 557	674
572 EXPLOSIVES,PYROTECH PROD	44	240	105	885 WATCHES AND CLOCKS	246	1 251	550
582 PROD OF CONDENSATION ETC	13 332	7 937	3 465	892 PRINTED MATTER	1 307	2 238	983
583 PROD OF POLYMERIZING ETC	54 762	14 758	6 417	893 ARTICLES OF PLASTIC NES	2 480	2 309	1 013
584 CELLULOSE DERIVATIVES ETC	1 070	471		894 TOYS,SPORTING GOODS,ETC	231	776	336
591 PESTICIDES,DISINFECTANTS	6 367	10 520	4 622	895 OFFICE SUPPLIES NES	152	1 040	455
592 STARCH,INULIN,GLUTEN,ETC	138	129	56	897 GOLD,SILVER WARE,JEWELRY	1	732	320
598 MISC CHEMICAL PRODS NES	20 707	7 020	3 083	898 MUSICAL INSTRUMENTS,PTS	261	1 424	619
611 LEATHER	444	171	75	899 OTHER MANUFACTURED GOODS	678	1 275	560
612 LEATHER ETC MANUFACTURES	83	199	83	951 WAR FIREARMS,AMMUNITION	13	115	49
621 MATERIALS OF RUBBER	740	316	138				
625 RUBBER TYRES,TUBES	822	711	309				

## 7 IMPORTS AND EXPORTS (SPECIAL TRADE) BY COUNTRIES OF PRODUCTION AND CONSUMPTION AND BY GROUPS OF THE SITC-REV. II 1981

GROUP DESCRIPTION	DT = 100 KG	1 000 DM	1 000 \$	GROUP DESCRIPTION	DT = 100 KG	1 000 DM	1 000 \$
SOLOMON IS				N ZEAL OCEAN			
IMPORTS	51 817	6 670	2 963	IMPORTS	271	120	52
072 COCOA	2 657	1 390	616	057 FRUIT,NUTS,FRESH,DRIED	271	89	40
247 OTH WOOD ROUGH,SQUARED	15 673	760	337	EXPORTS	261	324	136
424 FIXED VEG GIL NONSOFT	37 127	4 502	2 002	FIJI			
EXPORTS	3 190	681	297	IMPORTS	6 969	1 622	730
061 SUGAR AND HONEY	2 575	345	154	058 FRUIT PRESERVED,PREPARED	736	315	138
778 ELECTRICAL MACHINERY NES	189	84	37	061 SUGAR AND HONEY	1 465	188	94
TUVALU				072 COCOA	1 059	491	217
IMPORTS		12	5	248 WOOD SHAPED	3 445	401	179
EXPORTS		10	3	292 CRUDE VEG MATERIALS NES	177	191	84
AMER OCEANIA				EXPORTS	38 920	6 066	2 640
IMPORTS	139	92	42	112 ALCOHOLIC BEVERAGES	140	86	39
072 COCOA	134	68	31	278 OTHER CRUDE MINERALS	22 201	474	209
EXPORTS	1 061	1 193	519	423 FIXED VEG OILS,SOFT	1 693	320	139
723 CIVIL ENGINEERG EQUIP ETC	757	164	74	514 NITROGEN-FUNCTN COMPOUNDS	380	144	60
745 NONELEC MACHY,TOOLS NES	17	105	44	516 OTHER ORGANIC CHEMICALS	489	100	47
851 FOOTWEAR	43	203	101	523 OTHR INORGANIC CHEMICALS	2 160	68	31
881 PHOTO APPAR & EQUIPT NES	12	119	51	541 MEDICINAL ETC PRODUCTS	37	167	73
892 PRINTED MATTER	11	94	39	553 PERFUMERY,COSMETICS,ETC	30	97	42
NEW CALEDON				562 FERTILIZERS MANUFACTURED	7 567	328	144
IMPORTS	165 099	76 330	33 717	582 PROD OF CONDENSATION ETC	1 023	370	158
571 PIG IRON ETC	165 058	76 274	33 692	591 PESTICIDES,DISINFECTANTS	108	105	47
EXPORTS	39 894	21 875	9 578	641 PAPER AND PAPERBOARD	555	171	76
061 SUGAR AND HONEY	3 560	462	208	676 RAILWAY RAILS ETC IRN,STL	238	114	49
292 CRUDE VEG MATERIALS NES	29	194	86	695 TOOLS	305	264	110
591 PESTICIDES,DISINFECTANTS	259	302	129	723 CIVIL ENGINEERG EQUIP ETC	195	175	78
625 RUBBER TYRES,TUBES	454	387	170	728 OTH MACHY FOR SFCL INDUS	79	301	123
642 ARTICLES OF PAPER ETC	286	159	72	736 MACHINE TOOLS FOR METAL	41	80	37
662 CLAY,REFRACTORY BLDG FRD	13 654	1 845	788	742 PUMPS FOR LIQUIDS ETC	56	135	61
663 OTH NONMETAL MINERAL MFS	125	159	72	744 MECHANICAL HANDLING EQU	68	91	40
673 IRON AND STEEL SHAPES	3 574	234	95	781 PASS MOTOR VEH EXC BUSES	83	191	84
678 IRON,STL TUBES,PIPES,ETC	7 456	890	411	851 FOOTWEAR	33	145	65
684 ALUMINIUM	298	279	126	874 MEASURING,CONTROLLNG INSTR	7	125	53
695 TOOLS	86	159	65	893 ARTICLES OF PLASTIC NES	193	91	41
699 OTHER METAL MANUFACTURES	70	153	66	897 GOLD,SILVER WARE,JEWELRY	651	273	123
713 INTRNL COMBUS PISTN ENGN	48	188	81	VANUATU			
722 TRACTORS NON-ROAD	149	163	76	IMPORTS	292 352	26 192	11 330
723 CIVIL ENGINEERG EQUIP ETC	98	205	91	072 COCOA	810	398	172
726 PRINTG,BKBDNG MACHY,PTS	52	338	161	223 SEEDS FOR OTH FIXED OILS	291 541	25 781	11 153
728 OTH MACHY FOR SFCL INDUS	414	262	119	EXPORTS	112	425	183
741 HEATING,COOLING EQUIPMNT	87	164	70	751 OFFICE MACHINES	16	68	30
744 MECHANICAL HANDLING EQU	79	177	77	761 TELEVISION RECEIVERS	20	78	33
745 NONELEC MACHY,TOOLS NES	24	99	42	TONGA			
749 NONELEC MACH PTS,ACC NES	292	617	265	IMPORTS	4 982	403	181
751 OFFICE MACHINES	29	127	56	223 SEEDS FOR OTH FIXED OILS	4 978	392	176
752 AUTOMATIC DATA PRCC EQUIP	4	70	30	EXPORTS	11 418	6 810	2 730
775 HOUSEHOLD TYPE EQUIP NES	135	188	82	793 SHIPS AND BOATS	11 189	6 305	2 521
778 ELECTRICAL MACHINERY NES	220	421	183	WEST SAMOA			
781 PASS MOTOR VEH EXC BUSES	4 762	7 171	3 190	IMPORTS	97 031	12 839	5 684
782 LORRIES,SFCL MTR VEH NES	140	162	74	072 COCOA	7 955	3 689	1 635
783 ROAD MOTOR VEHICLES NES	196	238	108	223 SEEDS FOR OTH FIXED OILS	89 076	8 900	3 944
784 MOTOR VEHCL PTS,ACC NES	645	1 776	791	961 COIN NONGOLD,NONCURRENT		139	58
792 AIRCRAFT	57	1 675	670	972 GOLD COIN		100	44
821 FURNITURE	212	141	63	EXPORTS	1 317	1 792	793
874 MEASURING,CONTROLLNG INSTR	7	84	34	713 INTRNL COMBUS PISTN ENGN	12	81	37
882 PHOTO,CINEMA SUPPLIES	80	154	68	718 OTH POWER GENERATG MACHY	236	703	312
885 WATCHES AND CLOCKS	3	66	31	745 NONELEC MACHY,TOOLS NES	50	135	63
893 ARTICLES OF PLASTIC NES	106	124	52	771 ELECTRIC POWER MACHY NES	100	89	41
894 TOYS,SPORTING GOODS,ETC	95	241	103	772 SWITCHGEAR ETC & PTS NES	79	404	180
895 OFFICE SUPPLIES NES	18	73	32	FR POLYNESIA			
897 GOLD,SILVER WARE,JEWELRY		115	51	IMPORTS	2	39	18
951 WAR FIREARMS,AMMUNITION	49	162	47	EXPORTS	105 604	30 358	13 453
WALLIS FUTUN				061 SUGAR AND HONEY	9 790	1 149	514
EXPORTS		3	2	062 SUGAR PREPS NON-COCOA	146	137	62
KIRIBATI				278 OTHER CRUDE MINERALS	36 521	677	297
IMPORTS	7	16	8	292 CRUDE VEG MATERIALS NES	24	68	31
EXPORTS	1 547	340	148	533 PIGMENTS,PAINTS,ETC	229	248	108
061 SUGAR AND HONEY	625	85	38	562 FERTILIZERS MANUFACTURED	17 765	826	377
FITCAIRN IS				582 PROD OF CONDENSATION ETC	423	127	58
EXPORTS	525	33	14	583 PROD OF POLYMERIZING ETC	205	157	70
				591 PESTICIDES,DISINFECTANTS	442	472	209
				598 MISC CHEMICAL PRODS NES	99	77	35
				625 RUBBER TYRES,TUBES	579	342	150
				653 WOVN MAN-MADE FIB FAERIC	28	69	31
				657 SPECIAL TEXTILE ETC PROD	31	82	33
				659 FLOOR COVERINGS ETC	113	74	33
				662 CLAY,REFRACTORY BLDG PRD	1 146	163	69

## 7 IMPORTS AND EXPORTS (SPECIAL TRADE) BY COUNTRIES OF PRODUCTION AND CONSUMPTION AND BY GROUPS OF THE SITC-REV. II 1981

GROUP DESCRIPTION	DT = 100 KG	1 000 DM	1 000 \$	GROUP DESCRIPTION	DT = 100 KG	1 000 DM	1 000 \$
663 OTH NONMETAL MINERAL MFS	104	137	62				
665 GLASSWARE	1 773	177	78				
673 IRON AND STEEL SHAPES	3 965	269	114				
678 IRON, STL TUBES, PIPES, ETC	2 417	336	134				
691 STRUCTURES AND PARTS NES	752	158	66				
695 TOOLS	210	390	168				
697 BASE MTL HOUSEHOLD EQUIP	216	115	52				
699 OTHER METAL MANUFACTURES	101	112	48				
713 INTRNL COMBUS PISTN ENGN	95	617	268				
716 ROTATING ELECTRIC PLANT	204	401	177				
718 OTH POWER GENERATG MACHY	202	549	243				
723 CIVIL ENGINEERG EQUIP ETC	413	772	338				
725 PAPER ETC MILL MACHINERY	52	78	33				
726 PRINTG, BRINDG MACHY, PTS	51	276	117				
728 OTH MACHY FOR SPCL INDUS	91	141	60				
744 MECHANICAL HANDLING EQU	342	232	106				
745 NONELEC MACHY, TOOLS NES	138	357	156				
749 NONELEC MACH PTS, ACC NES	45	122	52				
751 OFFICE MACHINES	56	263	122				
761 TELEVISION RECEIVERS	40	139	59				
764 TELECOM EMPT, PTS, ACC NES	31	89	41				
772 SWITCHGEAR ETC & PTS NES	9	91	39				
775 HOUSEHOLD TYPE EQUIP NES	228	277	117				
778 ELECTRICAL MACHINERY NES	1 532	1 233	551				
781 PASS MOTOR VEH EXC BUSES	5 321	8 255	3 615				
782 LORRIES, SPCL MTR VEH NES	2 681	2 752	1 226				
784 MOTOR VEHCL PTS, ACC NES	594	1 634	734				
785 MOTOR & OTHER CYCLES ETC	58	89	39				
786 VEH NES NONMOTR, TRAILERS	97	63	31				
793 SHIPS AND BOATS	11 500	1 480	737				
812 PLUMBG, HEATING, LGHTNG EQU	207	252	111				
846 UNDERWEAR KNITTED	5	87	37				
874 MEASURING, CONTROLNG INSTR	5	84	33				
882 PHOTO, CINEMA SUPPLIES	93	205	89				
893 ARTICLES OF PLASTIC NES	427	334	145				
894 TOYS, SPORTING GOODS, ETC	148	547	235				
895 OFFICE SUPPLIES NES	59	173	72				
897 GOLD, SILVER WARE, JEWELRY		156	73				
898 MUSICAL INSTRUMENTS, PTS	54	459	207				
POLAR REG							
EXPORTS	2 628	8 893	3 936				
SHIPS SUPPL							
IMPORTS	915 077	281 074	122 709				
334 PETROLEUM PRODUCTS, REFIN	126 046	2 682	3 863				
EXPORTS	27 284 507	1 868 447	821 566				
334 PETROLEUM PRODUCTS, REFIN	25 406 847	1 777 750	781 541				
749 NONELEC MACH PTS, ACC NES	8	143	60				
UNID COUNTR							
IMPORTS	1 307	162	68				
061 SUGAR AND HONEY	1 128	118	48				
EXPORTS	4 817	1 599	706				
024 CHEESE AND CURD	168	98	43				
523 OTHR INORGANIC CHEMICALS	4 000	572	268				
625 RUBBER TYPES, TUBES	104	106	47				
628 RUBBER ARTICLES NES	16	413	176				
663 OTH NONMETAL MINERAL MFS	110	175	74				
TOTAL							
IMPORTS	3 411 975	461 369 178 790	163 936 735				
EXPORTS	1 685 051	093 396 898 348	176 042 343				



6 IMPORTS AND EXPORTS (SPECIAL TRADE) 1981 BY GROUPS OF THE SITC AND BY COUNTRIES  
OF PRODUCTION AND CONSUMPTION

GROUP COUNTRY	NUMBER	1 000 DM	1 000 \$
		Jan./Dec.	
001 LIVE ANIMALS (ONLY HORSES)			
<u>Imports</u> .....	8 061	28 263	12 659
France .....	192	1 569	701
Belgium Lux .....	278	878	390
Netherlands .....	1 450	5 826	2 592
Italy .....	22	122	55
United Kingdom .....	122	1 144	511
Irish Republic .....	74	392	173
Denmark .....	2 801	5 933	2 637
Iceland .....	78	296	129
Sweden .....	48	353	155
Finland .....	13	274	132
Switzerland .....	69	327	146
Austria .....	157	494	224
Spain .....	24	193	87
Jugoslavia .....	101	92	40
USSR .....	146	753	330
Poland .....	1 939	3 433	1 534
Czechoslovakia .....	224	615	281
Hungary .....	166	625	276
Egypt .....	12	433	208
USA .....	93	4 171	1 902
Canada .....	12	108	49
Argentina .....	29	127	60
<u>Exports</u> .....	16 726	51 414	22 745
France .....	10 120	23 843	10 537
Belgium Lux .....	1 438	3 084	1 374
Netherlands .....	184	1 046	469
Italy .....	3 544	6 807	3 050
United Kingdom .....	143	2 335	1 049
Irish Republic .....	8	93	41
Denmark .....	61	408	181
Sweden .....	43	508	221
Finland .....	35	390	168
Switzerland .....	327	2 650	1 184
Austria .....	188	1 316	574
Portugal .....	6	77	33
Spain .....	33	246	110
Jugoslavia .....	17	133	60
Hungary .....	47	114	49
Zambia .....	3	63	31
Rep. South Africa .....	7	152	69
USA .....	267	5 143	2 214
Canada .....	139	1 282	571
Mexico .....	37	513	223
Brazil .....	29	569	253
Chile .....	11	170	79
Uruguay .....	6	88	39
Iraq .....	4	130	57

# Subject-Matter Series 7: Aussenhandel (Foreign Trade)

## **Series 1: Zusammenfassende Übersichten für den Außenhandel (Summary surveys of foreign trade)**

This monthly publication, which appears approximately 6 weeks after the reference month, contains the most important import and export figures of special trade by commodity groups, by countries and groups of countries (EC countries, developing countries, state trading countries), as well as surveys of foreign trade volume and indices.

In addition, monthly import and export trends according to commodity groups of the food industry and the industrial economy are presented in the delimitation of general trade.

A survey of the foreign trade of OECD member countries appears in the form of an annex.

The annual report with an enlarged programme of tabulations inter alia also contains data on customs storage and improvement trade.

## **Series 2: Außenhandel nach Waren und Ländern (Spezialhandel) – (Foreign trade by commodities and countries – special trade)**

In the monthly report, import and export figures according to nearly all seven-digit code numbers of the commodity classification for foreign trade statistics are published in a breakdown by major countries of production/consumption. The December report at the same time also serves as the annual report.

In a supplementary volume published annually, data are provided on customs storage trade, transfer of goods from improvement trade to free circulation, nominal customs revenue, and exports of goods of foreign origin.

## **Series 3: Außenhandel nach Ländern und Warengruppen (Spezialhandel) – (Foreign trade by countries and commodity groups – special trade)**

This series presents at semiannual intervals the import and export figures by countries of production/consumption in a breakdown by commodity groups and sub-groups of the food industry and industrial economy. The report for the second half-year at the same time also serves as the annual report.

In addition, two supplementary reports are published annually which provide data on the trade channels of imports (Series 3.1) and exports (Series 3.2) of the Federal Republic of Germany.

## **Series 4: Außenhandel mit ausgewählten Waren (Foreign trade with selected commodities)**

### **4.1: Ein- und Ausfuhr von Mineralöl (Generalhandel) – (Imports and exports of mineral oil – general trade)**

This monthly report which becomes available approximately 8 weeks after the reference month contains the import and export figures for mineral oil by code numbers in a breakdown by countries of production/consumption.

## **Series 5: Außenhandel mit ausgewählten Ländern (Foreign trade with selected countries)**

### **5.1: Außenhandel mit den Entwicklungsländern (Spezialhandel) – (Foreign trade with the developing countries – special trade)**

This report gives an annual presentation of foreign trade with the developing countries as countries of production/consumption and countries of sale/purchase, respectively, with a subdivision according to major product/commodity groups of food industry and the industrial economy for each country.

### **5.2: Handel mit den Ostblockländern (Trade with the Eastern bloc countries)**

This biennial publication contains data on foreign trade of the Federal Republic of Germany with the Eastern bloc countries in a breakdown by countries of production/consumption and countries of sale/purchase, respectively, as well as by major commodity groups and sub-groups of food industry and the industrial economy. In addition, the foreign trade of the German Democratic Republic and Berlin (East) with the Eastern bloc countries is shown here.

## **Series 6: Durchfuhr im Seeverkehr und Seumschlag (Transit trade in sea-borne transport and transshipment)**

This annual publication covers the commodities which, both in-coming and out-going, were shipped in transit through the report area and via the major seaports of the Federal Republic of Germany, as well as transshipment. The tabulations are shown in a subdivision by seaports, commodity groups, as well as by countries of consignment/destination.

## **Series 7: Außenhandel nach Ländern und Warengruppen der Industriestatistik (Spezialhandel) – (Foreign trade by countries and commodity groups of industry statistics – special trade)**

In this annual publication, the definition and grouping of commodities is made according to commodity groups and categories of the Commodity Classification for Industry Statistics. This provides for a commodity breakdown of foreign trade statistics according to the interrelations of production techniques.

## **Series 8: Außenhandel nach dem Internationalen Warenverzeichnis für den Außenhandel (SITC-Rev. II) und Ländern (Spezialhandel) – (Foreign trade according to the Standard International Trade Classification (SITC-Rev. II) and by countries – special trade)**

In this annual report, import and export figures are shown according to the five-digit items of the Standard International Trade Classification (SITC-Rev. II) in a breakdown by major countries of production/consumption.

## **Series S: Sonderbeiträge (Special contributions)**

### **S 1: Neuberechnung des Außenhandelsvolumens und der Außenhandelsindizes auf Basis 1976 (New computation of the foreign trade volume and of the foreign trade indices on base 1976)**

This report presents for the reporting period 1952 to 1978 the results of the new computation of the foreign trade volume and the foreign trade indices subsequent to the conversion to base year 1976.

### **S 2: Außenhandel nach dem Internationalen Warenverzeichnis für den Außenhandel (SITC-Rev. II) 1970 – 1980 (Foreign trade according to the Standard International Trade Classification (SITC-Rev. II) 1970 – 1980)**

## **Foreign language publications**

### **Foreign Trade according to the Standard International Trade Classification (SITC-Rev. II) – Special Trade**

This yearly publication in the English language comprises the foreign trade figures according to the Standard International Trade Classification (SITC-Rev. II) with data by countries of production/consumption.

## **Classifications**

Commodity Classification for Foreign Trade Statistics.

Standard International Trade Classification (SITC II).

Confrontation of the Standard International Trade Classification (SITC) with the Commodity Classification for Industry Statistics (WI).

Confrontation of the Commodity Classification for Industry Statistics (WI) with the Commodity Classification for Foreign Trade Statistics (WA).

Alphabetic Index of Countries for Foreign Trade Statistics.



STATISTISCHES BUNDESAMT  
GUSTAV-STRESEMANN-RING 11  
D 6200 WIESBADEN 1

Publications and prospectuses may be obtained from the publishers Messrs. W. Kohlhammer GmbH, Philipp-Reis-Straße 3, Postfach 42 11 20; D 6500 Mainz 42, Tel. (06131) 5 90 94/95.