

**Foreign Trade according
to the Standard International
Trade Classification (SITC – Rev. II) –
Special Trade

3rd Quarter 1979**



FEDERAL STATISTICAL OFFICE, WIESBADEN

PUBLISHERS: W. KOHLHAMMER GmbH STUTTGART AND MAINZ

**Foreign Trade according
to the Standard International
Trade Classification (SITC – Rev. II) –
Special Trade

3rd Quarter 1979**

Statistisches Bundesamt
Bibliothek - Dokumentation - Archiv



FEDERAL STATISTICAL OFFICE, WIESBADEN

PUBLISHERS: W. KOHLHAMMER GmbH STUTTGART AND MAINZ

Order Number: 6370010 – 79323

Published in December 1979

Reprint — whole or in part — only permitted when quoting source

Price: DM 17,40

Contents

| | Page |
|--|------|
| Introduction | 4 |
| Geographical Nomenclature for the Foreign Trade Statistics of the Federal Republic of Germany | 5 |
| Chart: Index of Current Value, Volume and Average Value of Imports and Exports (Special Trade) | 7 |
| Tables: | |
| 1 Development of Current Value and Volume (Base 1976) of Imports and Exports (Special Trade) by Sections of the SITC-Rev. II | |
| 1.1 Imports by Groups of Countries in 1 000 DM | 8 |
| 1.2 Exports by Groups of Countries in 1 000 DM | 10 |
| 2 Index of Current Value, Volume and Average Value of Imports and Exports (Special Trade) by Sections of the SITC-Rev. II (1976 = 100) | |
| 2.1 Total | 12 |
| 2.2 EC-Countries | 14 |
| 2.3 Other Countries | 16 |
| 3 Imports and Exports (Special Trade) by Sections and Divisions of the SITC-Rev. II | |
| 3.1 Imports | 18 |
| 3.2 Exports | 19 |
| 4 Imports and Exports (Special Trade) by Groups and Subgroups of the SITC-Rev. II | |
| 4.1 Imports | 20 |
| 4.2 Exports | 37 |
| 5 Imports and Exports (Special Trade) by Continents and Countries (Countries of Production and Consumption) . . . | 54 |
| 6 Imports and Exports (Special Trade) by Groups of the SITC-Rev. II and by Countries of Production and Consumption | 56 |

Data relate to the Federal Republic; they include Berlin (West)

Explanation of symbols and abbreviations

- = There have been no imports or exports
- 0 = Imports/exports amounted to less than half of the unit presented
- . = Data not available
- X = Irrelevant
- n. e. s. = Not elsewhere stated

Introduction

- 1 The figures shown in this publication relate to the **Special Trade** of the Federal Republic of Germany.

Therefore, the introductory remarks to Series 1 of the **Subject-Matter Series 7: „Außenhandel“** (Foreign Trade) are also applicable *mutatis mutandis* to this publication.

- 2 The **grouping** of commodities is shown according to the Standard International Trade Classification, Revision 2 (abbreviated title: SITC - Rev. II; Statistical Papers, Series M, No. 34/Rev. 2).

According to a decision of the Council of the European Communities taken on 9 December 1975 (75/767 EEC), this revised version of the SITC will be used in the member countries as of January 1978. It replaces the first revised 1961 version of the Standard International Trade Classification (SITC, Revised).

As against the first revised version, the SITC - Rev. II contains numerous changes and, in part, considerable extensions and has also been reconciled with the Nomenclature of the Customs Co-operation Council - CCCN - (formerly „Brussels Tariff Nomenclature“) in such a manner that the smallest components (5-digit SITC - positions) are corresponding to the tariff numbers of this nomenclature, or parts of such tariff numbers.

Details concerning the allocation of commodities can be seen from a correlation of the positions of the SITC - Rev. II with the Commodity Classification for Foreign Trade Statistics which can be obtained as a special print direct from the Federal Statistical Office, Postfach 55 28, 6200 Wiesbaden 1. This correlation is further published as Annex 1 in the annual issue of Series 1 of Subject - Matter Series 7.

In the present report, the figures shown are for all reporting periods presented according to the new version of the SITC - Rev. II.

- 3 Deviating therefrom, postal packages (911) are classified in German foreign trade statistics according to their contents. Gold coins are covered by group 972; other coins (961) used as legal tender are not contained in the figures of foreign trade statistics.

Foreign trade of electric energy comprises the financial settlements (incl. some special cases) and is shown throughout in 1 000 kwh.

- 4 In **Table 6** only those countries for which the reported value of imports or exports was at least \$ 30 000 are presented under the individual groups.

Table 7 which is given only in the fourth quarter volume presents under the various countries merely those groups of the SITC, for which the reported value for imports or exports was at least \$ 30 000 in the year concerned.

The values published in terms of \$ 1 000 have been subsequently calculated for imports and exports from the DM values. The following conversion rates have been used for this purpose:

- 5 The **data on countries** relate to the countries of production and the countries of consumption. The designations of the countries are abbreviated. A detailed list of all countries is included in this publication.

- 6 For information concerning the method used for calculating the **volume** and the **indices** see the article entitled „Neuberechnung

| As from year, month | DM for 1 US-\$ | As from year, month | DM for 1 US-\$ |
|---------------------------|----------------------|---------------------------|----------------------|
| 1974 | | 1977 | |
| January | 2.81 | February | 2.40 |
| February | 2.71 | March | 2.39 |
| March | 2.62 | April | 2.37 |
| April | 2.52 | May | 2.36 |
| May | 2.46 | June | 2.35 |
| June | 2.53 | July | 2.28 |
| July | 2.55 | August | 2.32 |
| August | 2.62 | October | 2.28 |
| September | 2.66 | November | 2.24 |
| October | 2.59 | December | 2.15 |
| November | 2.52 | | |
| December | 2.46 | | |
| 1975 | | 1978 | |
| January | 2.36 | January | 2.12 |
| February | 2.33 | February | 2.08 |
| March | 2.32 | March | 2.03 |
| April | 2.37 | April | 2.04 |
| May | 2.35 | May | 2.11 |
| June | 2.34 | June | 2.08 |
| July | 2.47 | July | 2.05 |
| August | 2.58 | August | 2.00 |
| September | 2.62 | September | 1.97 |
| October | 2.58 | October | 1.84 |
| November | 2.59 | November | 1.90 |
| December | 2.62 | December | 1.88 |
| 1976 | | 1979 | |
| January | 2.60 | January | 1.85 |
| February | 2.56 | February | 1.86 |
| April | 2.54 | April | 1.89 |
| May | 2.56 | May | 1.91 |
| June | 2.58 | June | 1.88 |
| July | 2.57 | July | 1.82 |
| August | 2.53 | August | 1.83 |
| September | 2.40 | September | 1.80 |
| October | 2.43 | | |
| November | 2.41 | | |
| December | 2.39 | | |

Deviations from the relevant conversion ratio may be due to rounding of the partial figures of which the figures shown here are composed.

des Außenhandelsvolumens und der Außenhandelsindizes auf Basis 1976" (New computation of the foreign trade volume and the foreign trade indices, base 1976) in No. 1/1979 of the monthly review „Wirtschaft und Statistik“, published by the Federal Statistical Office.

- 7 The figures for 1979 are **provisional**. (Data are to be regarded as final).

Changes in the figures published at an earlier date are due the subsequent corrections.

As far as the results of earlier reporting periods are concerned, the introductory remarks to the respective volumes should be consulted.

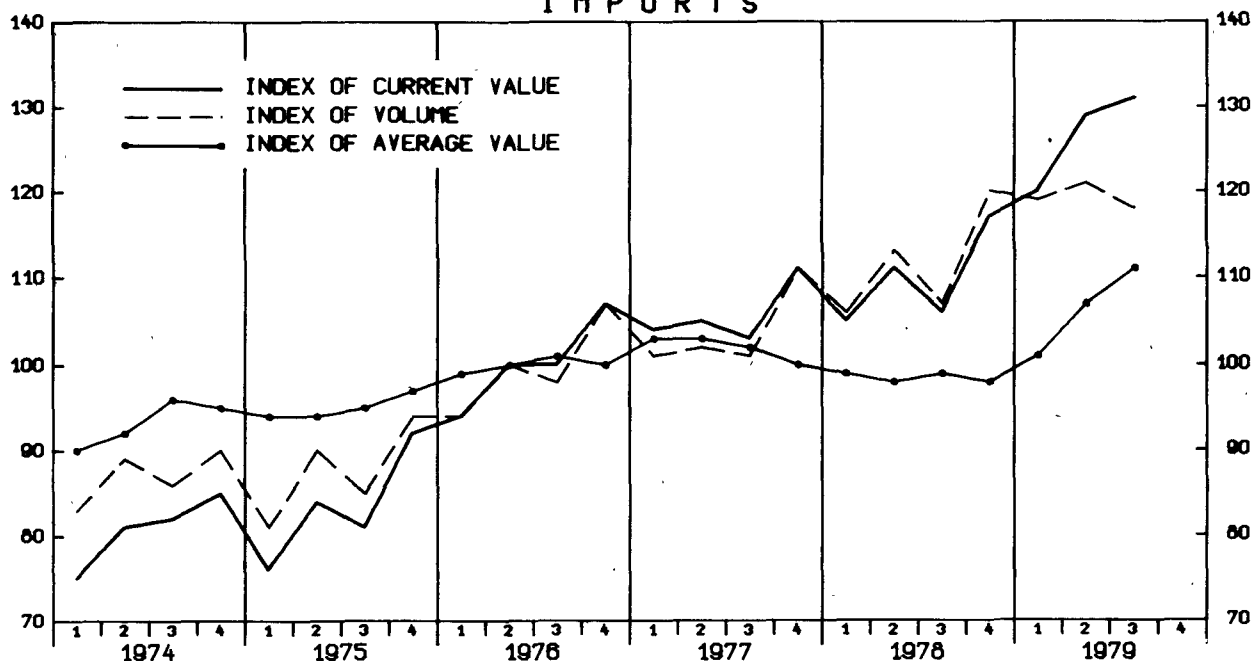
Geographical Nomenclature for the Foreign Trade Statistics of the Federal Republic of Germany

| | | |
|--|--|---|
| Europe | 322 Zaire | Asia |
| Community | 324 Rwanda | Near and Middle East |
| 001 France (incl. Monaco) | 328 Burundi | 600 Cyprus |
| 002 Belgium & Luxembourg | 329 St Helena & Dependencies | 604 Lebanon |
| 003 Netherlands | 330 Angola | 608 Syria |
| 005 Italy (incl. San Marino) | 334 Ethiopia | 612 Iraq |
| 006 United Kingdom (Great Britain and Northern Ireland incl. the Isle of Man, the British Channel Islands) | 338 Djibouti | 616 Iran |
| 007 Irish Republic | 342 Somalia | 624 Israel |
| 008 Denmark | 346 Kenya | 628 Jordan |
| Other European Countries | 350 Uganda | 632 Saudi Arabia |
| 024 Iceland | 352 Tanzania | 636 Kuwait |
| 025 Faroe Islands | 355 Seychelles & Dependencies | 640 Bahrain |
| 028 Norway (incl. Svalbard) | 357 British Indian Ocean Territory (Chagos Archipelago) | 644 Qatar |
| 030 Sweden | 366 Mozambique | 647 United Arab Emirates |
| 032 Finland | 370 Madagascar | 649 Oman |
| 036 Switzerland (incl. Büsingen, Liechtenstein) | 372 Réunion | 652 Northern Yemen |
| 038 Austria (excl. Jungholz and Mittelberg) | 373 Mauritius | 656 Southern Yemen |
| 040 Portugal (incl. Azores Is. and Madeira) | 375 Comoro Islands | Other Asiatic Countries |
| 042 Spain | 377 Mayotte | 660 Afghanistan |
| 043 Andorra | 378 Zambia | 662 Pakistan |
| 044 Gibraltar | 382 Rhodesia | 664 India (incl. Sikkim) |
| 045 Vatican City | 386 Malawi | 666 Bangladesh |
| 046 Malta | 390 Republic of South Africa & South West Africa | 667 Maldives |
| 048 Yugoslavia | 391 Botswana | 669 Sri Lanka (Ceylon) |
| 050 Greece | 393 Swaziland | 672 Nepal |
| 052 Turkey | 395 Lesotho | 675 Bhutan |
| 056 Union of Soviet Socialist Republics | | 676 Burma |
| 060 Poland | America | 680 Thailand |
| 062 Czechoslovakia | North America | 684 Laos |
| 064 Hungary | 400 United States of America (incl. Puerto Rico) | 690 Vietnam |
| 066 Rumania | 404 Canada | 696 Cambodia |
| 068 Bulgaria | 406 Greenland | 700 Indonesia |
| 070 Albania | 408 St Pierre & Miquelon | 701 Malaysia (States of Malaya, Sabah, Sarawak) |
| | Central and South America | 703 Brunei |
| Africa | 412 Mexico | 706 Singapore |
| North Africa | 413 Bermuda | 708 Philippines |
| 202 Canary Islands | 416 Guatemala | 716 Mongolian People's Republic |
| 204 Morocco | 421 Belize | 720 People's Republic of China |
| 205 Ceuta & Melilla | 424 Republic of Honduras | 724 North Korea |
| 208 Algeria | 428 El Salvador | 728 South Korea |
| 212 Tunisia | 432 Nicaragua | 732 Japan |
| 216 Libya | 436 Costa Rica | 736 Taiwan |
| 220 Egypt | 440 Panama (except Canal Zone) | 740 Hong Kong |
| 224 The Sudan | 444 Panama Canal Zone | 743 Macao |
| West Africa | 448 Cuba | Australia, Oceania and other Countries |
| 228 Mauritania | 452 Republic of Haiti | 800 Australia |
| 232 Mali | 453 Bahamas | 801 Papua New Guinea |
| 236 Upper Volta | 454 Turks & Caicos Islands | 802 Australian Oceania (Heard & McDonald Islands, Cocos Islands, Christmas & Norfolk Islands) |
| 240 Niger | 456 Dominican Republic | 803 Nauru |
| 244 Chad | 457 American Virgin Islands | 804 New Zealand |
| 247 Republic of Cape Verde | 458 Guadeloupe | 806 American Oceania |
| 248 Senegal | 462 Martinique | 809 New Caledonia & Dependencies |
| 252 The Gambia | 463 Cayman Islands | 811 Wallis & Futuna |
| 257 Guinea-Bissau | 464 Jamaica | 812 British Oceania |
| 260 Republic of Guinea | 469 Barbados | 814 New Zealand, Oceania (Niue, Tokelau & Cook Islands) |
| 264 Sierra Leone | 471 West Indies | 815 Fiji |
| 268 Liberia | 472 Trinidad & Tobago | 816 New Hebrides |
| 272 Ivory Coast | 473 Grenada | 817 Tonga |
| 276 Ghana | 476 Netherlands Antilles (Curacao, Aruba, etc.) | 819 Western Samoa |
| 280 Togo | 480 Colombia | 822 French Polynesia |
| 284 Benin | 484 Venezuela | 890 Polar Regions |
| 288 Nigeria | 488 Guyana Republic | Miscellaneous |
| Central, East and South Africa | 492 Surinam | 950 Supplies for ships and aircraft (imports for German and exports resp. transit for foreign vessels and aircraft) |
| 302 Cameroun Republic | 496 French Guiana | 958 Unidentified countries |
| 306 Central African Empire | 500 Ecuador | |
| 310 Equatorial Guinea | 504 Peru | |
| 311 São Tomé & Príncipe | 508 Brazil | |
| 314 Gabon | 512 Chile | |
| 318 People's Republic of the Congo | 516 Bolivia | |
| | 520 Paraguay | |
| | 524 Uruguay | |
| | 528 Argentina | |
| | 529 Falkland Islands & Dependencies | |

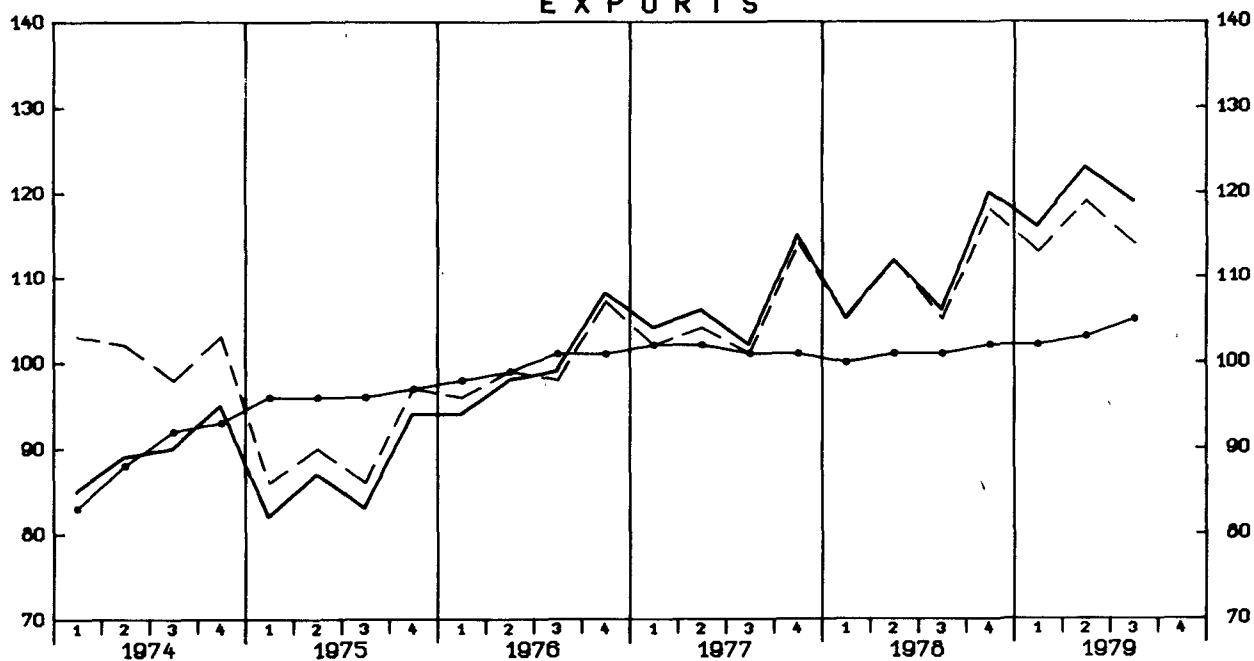
INDEX OF CURRENT VALUE, VOLUME AND AVERAGE VALUE OF IMPORTS AND EXPORTS (SPECIAL TRADE)

1976 = 100

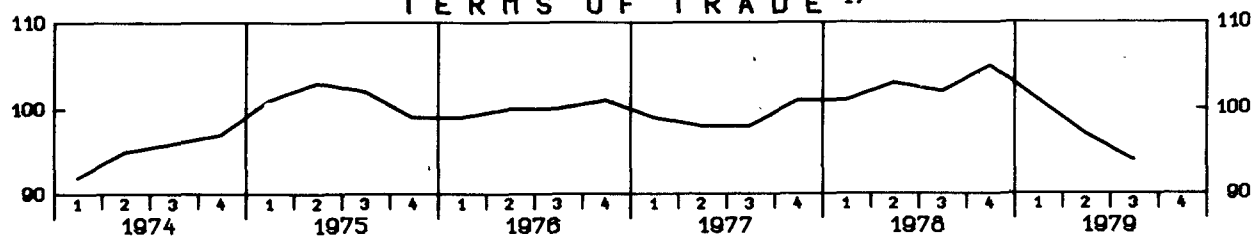
IMPORTS



EXPORTS



TERMS OF TRADE ¹⁾



STAT. BUNDESANT 907.603

¹⁾ INDEX OF AVERAGE VALUE OF EXPORTS IN % OF THE INDEX OF AVERAGE VALUE OF IMPORTS

**1 Development of Current Value and Volume
of Imports and Exports (Special Trade) by Sections of the SITC — Rev. II**
1.1 Imports by Groups of Countries

— Countries of production —

| Year Quarter | Total | Section | | | | | | | | | |
|-----------------|-------|-----------------------------|-----------------------------|---------------------------------|---|--|-----------|---|--|---|--|
| | | 0 | 1 | 2 | 3 | 4 | 5 | 6 | 7 | 8 | 9 |
| | | Food and live animals | Beverages and tobacco | Crude materials, inedible | Mineral fuels, lubricants etc. | Animal and vegetable oils and fats | Chemicals | Manufactured goods classified chiefly by material | Machinery and transport equipment | Miscellaneous manufactured articles | Commodities and trans- actions not classified acc. to kind ¹⁾ |

Current Value in 1 000 DM

| Total | | | | | | | | | | | |
|-----------|-------------|------------|-----------|------------|------------|-----------|------------|------------|------------|------------|-----------|
| 1974 | 179 732 599 | 21 925 541 | 1 573 702 | 20 094 153 | 34 654 946 | 1 891 045 | 12 880 756 | 36 097 439 | 26 707 582 | 18 170 513 | 5 736 922 |
| 1975 | 184 312 510 | 23 459 712 | 2 141 379 | 17 973 640 | 32 539 303 | 1 238 469 | 12 363 799 | 34 909 095 | 32 179 144 | 20 904 799 | 6 603 170 |
| 1976 | 222 173 136 | 28 105 292 | 2 461 691 | 20 991 588 | 40 229 415 | 1 088 623 | 15 525 385 | 41 850 018 | 39 967 079 | 24 373 827 | 7 580 218 |
| 1977 | 235 177 663 | 30 407 788 | 2 588 848 | 20 993 945 | 40 413 698 | 1 332 930 | 16 596 993 | 43 928 414 | 45 195 082 | 26 906 516 | 6 813 549 |
| 1978 | 243 706 640 | 29 955 073 | 2 858 420 | 19 696 636 | 39 172 976 | 1 259 116 | 17 582 424 | 46 021 928 | 50 222 123 | 29 677 446 | 7 260 498 |
| 1975 Q. 1 | 42 126 077 | 5 488 775 | 493 928 | 4 554 904 | 6 931 084 | 336 733 | 2 866 208 | 8 501 037 | 6 848 405 | 4 933 630 | 1 171 373 |
| Q. 2 | 46 525 201 | 6 142 911 | 533 001 | 4 664 649 | 7 798 343 | 345 964 | 2 960 193 | 9 137 005 | 8 347 250 | 4 898 989 | 1 698 896 |
| Q. 3 | 44 748 419 | 5 604 968 | 502 259 | 4 129 952 | 8 227 223 | 269 456 | 3 021 242 | 8 153 553 | 7 691 877 | 5 434 308 | 1 713 481 |
| Q. 4 | 50 912 813 | 6 223 058 | 612 191 | 4 624 135 | 9 582 653 | 286 316 | 3 516 156 | 9 117 500 | 9 291 512 | 5 637 872 | 2 021 420 |
| 1976 Q. 1 | 51 962 357 | 6 205 379 | 643 321 | 4 862 607 | 9 480 847 | 260 440 | 3 574 469 | 9 682 338 | 9 098 388 | 6 036 975 | 2 117 593 |
| Q. 2 | 55 321 454 | 7 160 416 | 579 659 | 5 169 824 | 9 649 123 | 262 137 | 3 936 324 | 10 742 055 | 10 266 627 | 5 668 980 | 1 886 309 |
| Q. 3 | 55 283 007 | 6 947 605 | 566 125 | 5 318 959 | 10 675 574 | 279 669 | 3 932 432 | 10 291 134 | 9 453 474 | 6 232 299 | 1 585 736 |
| Q. 4 | 59 606 318 | 7 791 892 | 672 586 | 5 640 198 | 10 423 871 | 286 377 | 4 082 160 | 11 134 491 | 11 148 590 | 6 435 573 | 1 990 580 |
| 1977 Q. 1 | 57 714 266 | 7 311 116 | 636 003 | 5 348 580 | 9 766 603 | 301 646 | 4 247 528 | 11 178 538 | 10 573 146 | 6 845 924 | 1 505 202 |
| Q. 2 | 58 554 562 | 7 892 722 | 606 362 | 5 468 087 | 9 934 746 | 370 214 | 4 075 950 | 11 303 200 | 11 347 421 | 5 859 652 | 1 578 208 |
| Q. 3 | 57 367 326 | 7 375 628 | 586 682 | 4 979 587 | 10 113 122 | 360 451 | 3 821 769 | 10 509 552 | 10 815 336 | 7 091 877 | 1 813 222 |
| Q. 4 | 61 541 609 | 7 838 322 | 759 801 | 5 197 711 | 10 599 227 | 300 619 | 4 351 746 | 10 937 124 | 12 459 179 | 6 978 963 | 2 118 917 |
| 1978 Q. 1 | 58 454 544 | 7 400 398 | 684 823 | 4 895 229 | 9 754 775 | 286 999 | 4 292 742 | 11 033 262 | 11 328 362 | 7 147 933 | 1 630 021 |
| Q. 2 | 61 765 185 | 8 108 598 | 697 109 | 5 088 099 | 9 243 233 | 301 879 | 4 466 630 | 11 981 228 | 13 308 316 | 6 774 537 | 1 795 556 |
| Q. 3 | 58 581 597 | 7 224 298 | 665 623 | 4 609 304 | 9 808 257 | 341 475 | 4 074 455 | 10 819 808 | 11 413 244 | 7 905 336 | 1 719 797 |
| Q. 4 | 64 905 314 | 7 221 779 | 810 865 | 5 104 004 | 10 366 711 | 328 763 | 4 748 597 | 12 187 630 | 14 172 201 | 7 849 640 | 2 115 124 |
| 1979 Q. 1 | 66 529 847 | 7 139 186 | 764 000 | 5 188 390 | 11 173 818 | 319 903 | 5 171 644 | 12 899 296 | 13 731 255 | 8 339 102 | 1 803 253 |
| Q. 2 | 71 663 159 | 7 833 704 | 768 080 | 5 802 067 | 13 412 663 | 404 823 | 5 610 536 | 13 748 362 | 14 232 350 | 7 716 592 | 2 134 277 |
| Q. 3 | 72 891 958 | 7 487 199 | 714 159 | 5 745 381 | 15 613 441 | 385 282 | 5 660 802 | 12 971 161 | 12 986 273 | 8 991 904 | 2 336 356 |
| Q. 4 | | | | | | | | | | | |

EC - Countries ²⁾

| | | | | | | | | | | | |
|-----------|-------------|------------|-----------|-----------|------------|---------|------------|------------|------------|------------|-----------|
| 1974 | 86 146 517 | 12 341 443 | 961 380 | 4 671 639 | 8 564 483 | 679 167 | 9 306 642 | 21 246 745 | 16 338 467 | 9 847 935 | 2 188 616 |
| 1975 | 91 248 001 | 13 252 429 | 1 165 117 | 4 103 151 | 9 364 048 | 437 391 | 8 795 354 | 20 551 608 | 20 049 700 | 10 859 891 | 2 667 312 |
| 1976 | 107 079 169 | 15 422 500 | 1 315 119 | 4 755 122 | 11 783 647 | 425 983 | 10 818 965 | 23 786 797 | 24 850 025 | 11 711 346 | 2 209 655 |
| 1977 | 113 320 468 | 14 954 318 | 1 424 969 | 4 894 859 | 12 633 308 | 473 695 | 11 247 641 | 24 607 072 | 27 661 362 | 12 951 361 | 2 451 553 |
| 1978 | 119 776 576 | 16 032 805 | 1 557 498 | 4 926 810 | 12 946 015 | 459 559 | 11 419 469 | 26 086 588 | 29 555 098 | 14 189 947 | 2 602 787 |
| 1975 Q. 1 | 20 631 443 | 2 999 582 | 254 514 | 1 102 936 | 1 936 842 | 124 040 | 2 044 169 | 4 999 104 | 4 198 829 | 2 613 285 | 358 142 |
| Q. 2 | 23 555 211 | 3 707 612 | 285 772 | 1 051 737 | 2 246 702 | 120 067 | 2 095 470 | 5 437 731 | 5 295 151 | 2 520 262 | 794 707 |
| Q. 3 | 22 075 483 | 3 275 746 | 272 817 | 876 197 | 2 485 042 | 93 182 | 2 119 314 | 4 682 517 | 4 769 491 | 2 872 548 | 628 629 |
| Q. 4 | 24 983 864 | 3 269 489 | 352 014 | 1 072 281 | 2 695 462 | 100 102 | 2 536 401 | 5 432 256 | 5 786 229 | 2 853 796 | 885 834 |
| 1976 Q. 1 | 25 442 916 | 3 393 063 | 327 892 | 1 191 532 | 2 986 413 | 101 639 | 2 534 055 | 5 621 789 | 5 717 216 | 3 000 574 | 588 743 |
| Q. 2 | 27 567 166 | 4 445 027 | 318 899 | 1 229 467 | 2 790 856 | 98 188 | 2 765 099 | 6 159 754 | 6 607 264 | 2 634 411 | 518 201 |
| Q. 3 | 26 216 324 | 3 932 053 | 303 194 | 1 105 946 | 3 085 494 | 109 565 | 2 694 992 | 5 671 629 | 5 852 357 | 2 955 107 | 505 987 |
| Q. 4 | 27 852 763 | 3 652 357 | 365 134 | 1 228 177 | 2 940 884 | 116 601 | 2 824 819 | 6 333 625 | 6 673 188 | 3 121 264 | 596 724 |
| 1977 Q. 1 | 27 604 753 | 3 382 190 | 336 322 | 1 304 045 | 2 933 873 | 112 979 | 2 903 960 | 6 183 308 | 6 623 633 | 3 214 568 | 609 875 |
| Q. 2 | 28 562 824 | 3 919 284 | 328 174 | 1 259 609 | 3 272 165 | 115 276 | 2 828 861 | 6 421 296 | 6 940 064 | 2 866 473 | 611 622 |
| Q. 3 | 27 383 093 | 3 835 583 | 324 251 | 1 065 710 | 3 188 960 | 133 948 | 2 623 661 | 5 793 052 | 6 464 715 | 3 481 191 | 472 022 |
| Q. 4 | 29 769 818 | 3 817 261 | 436 222 | 1 265 526 | 3 238 310 | 111 492 | 2 891 159 | 6 209 416 | 7 653 270 | 3 389 129 | 758 034 |
| 1978 Q. 1 | 28 805 946 | 3 815 597 | 372 675 | 1 244 330 | 3 314 792 | 102 051 | 2 775 098 | 6 188 427 | 6 968 075 | 3 448 206 | 576 698 |
| Q. 2 | 30 921 079 | 4 569 612 | 394 471 | 1 275 304 | 3 026 080 | 128 418 | 2 982 337 | 6 770 005 | 7 857 073 | 3 196 603 | 721 173 |
| Q. 3 | 28 521 979 | 4 022 083 | 342 342 | 1 105 412 | 3 142 926 | 125 341 | 2 697 372 | 6 112 906 | 6 590 880 | 3 797 063 | 585 654 |
| Q. 4 | 31 527 672 | 3 625 513 | 448 010 | 1 301 764 | 3 482 217 | 103 749 | 2 964 662 | 7 015 250 | 8 139 070 | 3 488 075 | 719 262 |
| 1979 Q. 1 | 33 266 258 | 3 711 394 | 430 117 | 1 354 924 | 4 271 824 | 111 703 | 3 327 786 | 7 318 929 | 8 157 822 | 3 980 531 | 601 448 |
| Q. 2 | 35 430 753 | 4 434 465 | 442 060 | 1 532 026 | 4 615 551 | 134 530 | 3 755 186 | 7 655 609 | 8 579 011 | 3 545 280 | 737 045 |
| Q. 3 | 34 532 755 | 4 089 040 | 394 893 | 1 326 052 | 5 198 614 | 155 656 | 3 900 691 | 7 089 747 | 7 487 789 | 4 155 303 | 735 170 |
| Q. 4 | | | | | | | | | | | |

Other Countries ³⁾

| | | | | | | | | | | | | |
|------|------|-------------|------------|-----------|------------|------------|-----------|-----------|------------|------------|------------|-----------|
| 1974 | | 93 586 082 | 9 584 098 | 612 322 | 15 422 514 | 26 090 463 | 1 211 878 | 3 574 114 | 14 850 694 | 10 369 115 | 8 322 578 | 3 548 306 |
| 1975 | | 93 066 509 | 10 207 283 | 976 262 | 13 870 489 | 23 175 255 | 801 078 | 3 568 445 | 14 357 487 | 12 129 444 | 10 044 908 | 3 935 858 |
| 1976 | | 115 093 987 | 12 682 792 | 1 146 572 | 16 238 466 | 28 445 768 | 662 630 | 4 706 420 | 18 063 221 | 15 117 064 | 12 662 481 | 5 370 563 |
| 1977 | | 121 857 275 | 15 453 470 | 1 163 879 | 16 099 056 | 27 780 390 | 859 235 | 5 349 352 | 19 321 342 | 17 513 400 | 13 955 155 | 4 351 996 |
| 1978 | | 123 930 064 | 13 922 268 | 1 300 922 | 14 769 826 | 26 226 961 | 799 557 | 6 162 955 | 19 935 340 | 20 667 025 | 15 487 499 | 4 657 711 |
| 1975 | Q. 1 | 21 494 634 | 2 489 193 | 239 414 | 3 451 968 | 4 994 242 | 212 683 | 822 039 | 3 501 933 | 2 649 576 | 2 320 345 | 813 231 |
| | Q. 2 | 22 969 990 | 2 435 299 | 247 229 | 3 612 912 | 5 551 641 | 225 897 | 864 723 | 3 689 274 | 3 052 099 | 2 378 727 | 902 189 |
| | Q. 3 | 22 672 936 | 2 329 222 | 229 442 | 3 253 755 | 5 742 181 | 176 274 | 901 928 | 3 471 036 | 2 922 486 | 2 561 760 | 1 084 852 |
| | Q. 4 | 25 928 949 | 2 953 569 | 260 177 | 3 551 854 | 6 687 191 | 186 214 | 979 756 | 3 685 244 | 3 505 283 | 2 784 076 | 1 135 586 |
| 1976 | Q. 1 | 26 519 441 | 2 812 316 | 315 429 | 3 671 075 | 6 514 434 | 158 801 | 1 040 414 | 4 060 549 | 3 381 172 | 3 036 401 | 1 528 850 |
| | Q. 2 | 27 754 288 | 2 715 389 | 260 760 | 3 940 357 | 6 858 267 | 163 949 | 1 171 225 | 4 582 301 | 3 659 363 | 3 034 569 | 1 368 108 |
| | Q. 3 | 29 066 883 | 3 015 552 | 262 931 | 4 213 013 | 7 590 080 | 170 104 | 1 237 440 | 4 819 505 | 3 801 117 | 3 277 192 | 1 079 749 |
| | Q. 4 | 31 753 555 | 4 139 535 | 307 452 | 4 412 021 | 7 482 987 | 169 776 | 1 257 341 | 4 800 866 | 4 475 402 | 3 314 319 | 1 393 856 |
| 1977 | Q. 1 | 30 109 513 | 3 928 926 | 299 681 | 4 044 515 | 6 832 730 | 188 687 | 1 343 568 | 4 995 230 | 3 949 513 | 3 631 356 | 895 327 |
| | Q. 2 | 29 991 738 | 3 963 438 | 278 188 | 4 208 478 | 6 662 581 | 254 938 | 1 247 089 | 4 881 904 | 4 407 357 | 3 123 179 | 964 588 |
| | Q. 3 | 29 984 233 | 3 540 045 | 262 431 | 3 913 877 | 6 924 162 | 226 503 | 1 298 108 | 4 716 500 | 4 350 821 | 3 610 786 | 1 141 200 |
| | Q. 4 | 31 771 791 | 4 021 061 | 323 579 | 3 932 186 | 7 360 917 | 189 127 | 1 460 587 | 4 727 708 | 4 805 909 | 3 589 834 | 1 360 883 |
| 1978 | Q. 1 | 29 648 595 | 3 584 801 | 312 148 | 3 650 899 | 6 439 983 | 184 948 | 1 517 644 | 4 844 835 | 4 360 287 | 3 699 727 | 1 053 323 |
| | Q. 2 | 30 844 109 | 3 538 986 | 302 638 | 3 812 795 | 6 217 153 | 173 461 | 1 484 293 | 5 211 223 | 5 451 243 | 3 577 834 | 1 074 383 |
| | Q. 3 | 30 059 618 | 3 202 215 | 322 285 | 3 603 892 | 6 665 331 | 172 134 | 1 377 083 | 4 706 962 | 4 102 273 | 3 724 453 | 1 124 343 |
| | Q. 4 | 33 377 742 | 3 596 266 | 362 855 | 3 802 240 | 6 904 494 | 225 014 | 1 783 935 | 5 127 380 | 4 833 131 | 4 101 565 | 1 395 862 |
| 1979 | Q. 1 | 33 263 589 | 3 427 792 | 333 883 | 3 833 466 | 6 901 994 | 208 200 | 1 843 878 | 5 580 367 | 5 573 633 | 4 358 571 | 1 201 805 |
| | Q. 2 | 36 232 406 | 3 399 239 | 328 020 | 4 270 041 | 8 796 847 | 270 293 | 1 855 370 | 6 092 753 | 5 653 339 | 4 171 302 | 1 397 202 |
| | Q. 3 | 36 359 203 | 3 398 159 | 319 466 | 4 419 329 | 10 414 827 | 229 626 | 1 760 111 | 5 881 414 | 5 496 484 | 4 836 601 | 1 601 186 |

1 Development of Current Value and Volume
of Imports and Exports (Special Trade) by Sections of the SITC — Rev. II
1.1 Imports by Groups of Countries

— Countries of production —

| Year Quarter | Total | Section | | | | | | | | | |
|----------------------------------|-------|-----------------------------|-----------------------------|---------------------------------|---|---|-----------|---|--|---|--|
| | | 0 | 1 | 2 | 3 | 4 | 5 | 6 | 7 | 8 | 9 |
| | | Food and live animals | Beverages and tobacco | Crude materials, inedible | Mineral fuels, lubricants etc. | Animal and vegetable oils and fats | Chemicals | Manufactured goods classified chiefly by material | Machinery and transport equipment | Miscellaneous manufactured articles | Commodities and trans- actions not classified acc. to kind ¹⁾ |
| Volume in 1 000 DM ²⁾ | | | | | | | | | | | |

Total

| | | | | | | | | | | | |
|-----------|-------------|------------|-----------|------------|------------|-----------|------------|------------|------------|------------|---|
| 1974 | 192 963 488 | 24 719 131 | 1 732 822 | 20 114 064 | 38 852 742 | 1 229 851 | 13 358 369 | 36 518 179 | 30 980 621 | 19 626 932 | X |
| 1975 | 184 149 227 | 25 715 882 | 2 217 757 | 18 845 003 | 35 842 841 | 1 084 182 | 12 809 470 | 35 800 572 | 33 844 691 | 21 536 982 | X |
| 1976 | 222 173 136 | 28 105 292 | 2 461 691 | 20 991 568 | 40 229 415 | 1 088 623 | 15 525 385 | 41 850 018 | 39 967 079 | 24 373 827 | X |
| 1977 | 230 468 861 | 27 468 550 | 2 546 088 | 20 391 177 | 40 671 054 | 1 150 415 | 17 289 651 | 43 710 544 | 44 558 830 | 25 904 556 | X |
| 1978 | 247 791 291 | 28 777 913 | 2 721 719 | 21 691 100 | 41 847 156 | 1 207 824 | 18 899 329 | 46 600 365 | 49 753 762 | 28 440 217 | X |
| | | | | | | | | | | | |
| 1975 Q. 1 | 44 724 173 | 6 113 526 | 514 550 | 4 646 444 | 8 098 821 | 235 460 | 2 872 508 | 8 548 462 | 7 466 837 | 5 127 996 | X |
| Q. 2 | 49 741 995 | 6 669 653 | 556 888 | 4 944 002 | 9 055 360 | 298 247 | 3 066 468 | 9 414 817 | 8 936 459 | 5 102 557 | X |
| Q. 3 | 47 359 359 | 6 184 418 | 517 114 | 4 410 925 | 9 017 521 | 271 804 | 3 155 454 | 8 422 769 | 8 143 620 | 5 543 974 | X |
| Q. 4 | 52 323 700 | 6 748 285 | 629 205 | 4 843 632 | 9 671 139 | 278 681 | 3 715 040 | 9 414 524 | 9 297 775 | 5 762 455 | X |
| | | | | | | | | | | | |
| 1976 Q. 1 | 52 457 698 | 6 410 945 | 643 763 | 5 010 087 | 9 373 028 | 264 044 | 3 595 916 | 10 002 903 | 9 109 188 | 5 928 933 | X |
| Q. 2 | 55 803 848 | 7 208 591 | 574 559 | 5 253 527 | 9 554 352 | 268 816 | 3 926 141 | 10 839 444 | 10 322 427 | 5 780 471 | X |
| Q. 3 | 54 663 150 | 6 912 183 | 562 963 | 5 191 949 | 10 589 536 | 281 485 | 3 893 677 | 10 074 068 | 9 380 304 | 6 181 005 | X |
| Q. 4 | 59 432 928 | 7 573 681 | 680 573 | 5 533 364 | 10 711 625 | 274 249 | 4 109 928 | 10 935 146 | 11 146 333 | 6 483 531 | X |
| | | | | | | | | | | | |
| 1977 Q. 1 | 56 091 837 | 6 624 155 | 641 628 | 5 076 535 | 9 632 739 | 274 946 | 4 347 117 | 11 028 426 | 10 504 234 | 6 483 485 | X |
| Q. 2 | 56 760 782 | 6 969 147 | 596 618 | 5 120 941 | 9 811 828 | 308 862 | 4 251 764 | 11 161 335 | 11 156 865 | 5 808 410 | X |
| Q. 3 | 56 169 799 | 6 613 889 | 577 697 | 4 875 293 | 10 190 971 | 293 938 | 4 149 927 | 10 469 450 | 10 590 481 | 6 801 129 | X |
| Q. 4 | 61 446 443 | 7 261 559 | 730 145 | 5 318 408 | 11 035 516 | 272 669 | 4 550 843 | 11 024 333 | 12 337 250 | 6 811 532 | X |
| | | | | | | | | | | | |
| 1978 Q. 1 | 59 058 896 | 7 045 239 | 664 146 | 5 216 570 | 10 198 689 | 291 551 | 4 629 592 | 11 256 715 | 11 402 820 | 6 772 385 | X |
| Q. 2 | 62 993 306 | 7 901 966 | 664 488 | 5 579 049 | 9 791 583 | 294 336 | 4 829 592 | 12 247 058 | 13 279 480 | 6 626 194 | X |
| Q. 3 | 59 247 730 | 7 306 093 | 638 901 | 5 112 090 | 10 607 815 | 312 349 | 4 337 015 | 10 897 054 | 11 046 371 | 7 411 893 | X |
| Q. 4 | 66 491 359 | 7 524 595 | 754 184 | 5 783 391 | 11 249 069 | 309 588 | 5 103 130 | 12 199 538 | 14 025 091 | 7 629 745 | X |
| | | | | | | | | | | | |
| 1979 Q. 1 | 65 845 917 | 7 333 731 | 744 574 | 5 514 435 | 10 917 660 | 297 502 | 5 419 371 | 12 691 500 | 15 549 646 | 7 767 514 | X |
| Q. 2 | 67 228 895 | 7 937 621 | 726 808 | 5 882 412 | 10 848 307 | 352 082 | 5 473 590 | 13 089 210 | 13 890 606 | 7 196 673 | X |
| Q. 3 | 65 479 740 | 7 576 866 | 686 881 | 5 763 701 | 10 967 746 | 324 175 | 5 278 063 | 12 184 836 | 12 650 766 | 8 192 869 | X |

EC - Countries ³⁾

| | | | | | | | | | | | |
|-----------|-------------|------------|-----------|-----------|------------|---------|------------|------------|------------|------------|---|
| 1974 | 93 834 452 | 14 292 352 | 1 031 833 | 4 480 540 | 10 468 230 | 435 034 | 9 530 044 | 21 987 450 | 18 757 753 | 10 594 172 | X |
| 1975 | 95 251 737 | 14 200 906 | 1 165 378 | 4 382 277 | 10 658 197 | 389 391 | 9 064 566 | 21 033 979 | 20 852 273 | 10 825 421 | X |
| 1976 | 107 079 169 | 15 422 500 | 1 315 119 | 4 755 122 | 11 783 647 | 425 993 | 10 818 965 | 23 786 797 | 24 850 025 | 11 711 346 | X |
| 1977 | 111 608 332 | 14 423 953 | 1 394 278 | 4 836 558 | 12 739 751 | 412 617 | 11 762 068 | 24 403 687 | 26 931 009 | 12 301 274 | X |
| 1978 | 120 569 342 | 16 373 952 | 1 428 051 | 5 024 472 | 13 501 907 | 434 906 | 12 489 233 | 26 258 032 | 29 185 103 | 13 300 841 | X |
| | | | | | | | | | | | |
| 1975 Q. 1 | 21 811 034 | 3 340 543 | 259 040 | 1 126 674 | 2 486 715 | 88 200 | 2 036 310 | 4 993 642 | 4 532 374 | 2 595 368 | X |
| Q. 2 | 24 746 868 | 3 914 441 | 285 345 | 1 114 879 | 2 633 729 | 103 788 | 2 149 651 | 5 597 764 | 5 582 962 | 2 553 736 | X |
| Q. 3 | 22 994 828 | 3 478 335 | 273 475 | 999 754 | 2 738 528 | 95 995 | 2 221 135 | 4 835 621 | 4 923 611 | 2 793 016 | X |
| Q. 4 | 25 698 907 | 3 467 587 | 347 518 | 1 140 970 | 2 799 225 | 101 408 | 2 657 470 | 5 606 952 | 5 813 326 | 2 883 301 | X |
| | | | | | | | | | | | |
| 1976 Q. 1 | 25 612 903 | 3 413 345 | 324 928 | 1 183 841 | 3 016 914 | 103 703 | 2 535 786 | 5 771 087 | 5 713 365 | 2 866 805 | X |
| Q. 2 | 27 730 074 | 4 439 065 | 311 521 | 1 239 578 | 2 768 818 | 100 773 | 2 748 647 | 6 226 084 | 6 638 863 | 2 735 102 | X |
| Q. 3 | 25 981 802 | 3 950 711 | 303 404 | 1 108 066 | 3 044 061 | 109 493 | 2 681 469 | 5 566 883 | 5 794 628 | 2 918 730 | X |
| Q. 4 | 27 847 852 | 3 619 239 | 375 274 | 1 222 889 | 2 953 471 | 112 035 | 2 853 294 | 6 223 822 | 6 699 152 | 3 190 854 | X |
| | | | | | | | | | | | |
| 1977 Q. 1 | 27 016 344 | 3 216 022 | 340 656 | 1 248 080 | 2 907 887 | 104 011 | 2 998 419 | 6 091 545 | 6 529 439 | 2 980 353 | X |
| Q. 2 | 28 064 973 | 3 783 584 | 319 394 | 1 242 372 | 3 193 313 | 95 775 | 2 948 522 | 6 353 640 | 6 726 671 | 2 792 619 | X |
| Q. 3 | 26 857 659 | 3 681 296 | 316 639 | 1 088 930 | 3 218 603 | 110 127 | 2 762 761 | 5 748 479 | 6 228 253 | 3 242 454 | X |
| Q. 4 | 29 669 356 | 3 732 691 | 417 589 | 1 257 176 | 3 419 948 | 102 704 | 3 052 366 | 6 210 023 | 7 446 646 | 3 285 848 | X |
| | | | | | | | | | | | |
| 1978 Q. 1 | 28 915 417 | 3 808 546 | 351 875 | 1 239 095 | 3 386 843 | 99 724 | 3 039 302 | 6 262 852 | 6 986 781 | 3 165 579 | X |
| Q. 2 | 31 487 847 | 4 644 554 | 359 425 | 1 304 477 | 3 171 585 | 118 962 | 3 281 690 | 6 876 508 | 7 895 118 | 3 096 426 | X |
| Q. 3 | 28 452 033 | 4 083 689 | 314 185 | 1 156 133 | 3 383 201 | 118 886 | 2 930 901 | 6 129 127 | 6 337 523 | 3 436 002 | X |
| Q. 4 | 31 714 045 | 3 837 163 | 402 566 | 1 324 767 | 3 560 278 | 97 334 | 3 237 340 | 6 989 545 | 7 965 701 | 3 602 834 | X |
| | | | | | | | | | | | |
| 1979 Q. 1 | 32 034 252 | 3 798 742 | 381 494 | 1 289 589 | 3 806 496 | 104 639 | 3 529 210 | 7 148 233 | 7 843 707 | 3 567 938 | X |
| Q. 2 | 32 829 949 | 4 582 011 | 372 972 | 1 392 814 | 3 333 334 | 119 679 | 3 626 794 | 7 259 970 | 8 174 762 | 3 262 936 | X |
| Q. 3 | 30 710 133 | 4 226 356 | 341 209 | 1 199 332 | 3 361 521 | 137 566 | 3 537 463 | 6 611 936 | 7 075 080 | 3 569 370 | X |

Other Countries ⁴⁾

| | | | | | | | | | | | | |
|------|------|-------------|------------|-----------|------------|------------|---------|-----------|------------|------------|------------|---|
| 1974 | | 99 129 036 | 10 426 779 | 700 989 | 15 633 524 | 28 384 512 | 794 817 | 3 828 325 | 14 530 729 | 12 222 868 | 9 032 760 | X |
| 1975 | | 98 897 490 | 11 514 976 | 1 052 379 | 14 462 726 | 25 184 644 | 694 801 | 3 744 904 | 14 766 593 | 12 992 418 | 10 711 561 | X |
| 1976 | | 115 093 967 | 12 682 792 | 1 146 572 | 16 236 466 | 28 445 768 | 662 630 | 4 706 420 | 18 063 221 | 15 117 054 | 12 662 481 | X |
| 1977 | | 118 880 529 | 13 044 957 | 1 151 810 | 15 554 619 | 27 931 303 | 737 798 | 5 537 583 | 19 306 857 | 17 657 821 | 13 603 282 | X |
| 1978 | | 127 221 949 | 13 403 961 | 1 293 668 | 16 666 628 | 28 345 249 | 772 918 | 6 410 096 | 20 342 333 | 20 568 659 | 15 139 376 | X |
| 1975 | Q. 1 | 22 913 139 | 2 772 983 | 255 510 | 3 519 770 | 5 612 106 | 147 260 | 836 198 | 3 554 820 | 2 934 463 | 2 532 628 | X |
| | Q. 2 | 24 995 127 | 2 755 212 | 271 543 | 3 829 123 | 6 421 631 | 194 459 | 918 817 | 3 817 053 | 3 353 497 | 2 548 821 | X |
| | Q. 3 | 24 364 431 | 2 706 083 | 243 639 | 3 411 171 | 6 278 993 | 175 809 | 934 319 | 3 587 148 | 3 220 009 | 2 750 958 | X |
| | Q. 4 | 26 624 793 | 3 280 698 | 281 687 | 3 702 662 | 6 871 914 | 177 273 | 1 057 570 | 3 807 572 | 3 484 449 | 2 879 154 | X |
| 1976 | Q. 1 | 26 944 795 | 2 997 600 | 318 835 | 3 826 246 | 6 356 114 | 160 341 | 1 060 130 | 4 231 816 | 3 395 823 | 3 062 128 | X |
| | Q. 2 | 27 873 774 | 2 769 526 | 263 038 | 4 013 949 | 6 785 534 | 168 043 | 1 177 494 | 4 613 360 | 3 683 564 | 3 045 379 | X |
| | Q. 3 | 28 681 348 | 2 961 482 | 259 559 | 4 083 883 | 7 545 475 | 171 992 | 1 212 208 | 4 507 185 | 3 585 676 | 3 262 275 | X |
| | Q. 4 | 31 585 076 | 3 954 442 | 305 299 | 4 310 475 | 7 758 154 | 162 214 | 1 256 634 | 4 711 324 | 4 447 181 | 3 292 677 | X |
| 1977 | Q. 1 | 29 075 493 | 3 408 133 | 300 972 | 3 828 455 | 6 724 852 | 170 935 | 1 348 698 | 4 936 881 | 3 974 795 | 3 503 132 | X |
| | Q. 2 | 28 696 809 | 3 175 563 | 277 224 | 3 878 568 | 6 618 615 | 213 087 | 1 303 242 | 4 807 695 | 4 430 194 | 3 015 791 | X |
| | Q. 3 | 29 312 140 | 2 932 593 | 261 058 | 3 786 363 | 6 972 368 | 183 811 | 1 387 166 | 4 747 971 | 4 362 228 | 3 558 675 | X |
| | Q. 4 | 31 777 087 | 3 528 668 | 312 556 | 4 061 232 | 7 615 568 | 196 965 | 1 498 477 | 4 814 310 | 4 490 604 | 3 525 684 | X |
| 1978 | Q. 1 | 30 143 479 | 3 236 693 | 312 271 | 3 977 475 | 6 811 846 | 191 827 | 1 590 290 | 4 993 863 | 4 416 059 | 3 606 806 | X |
| | Q. 2 | 31 505 458 | 3 257 432 | 305 063 | 4 274 572 | 6 819 998 | 175 374 | 1 547 902 | 5 370 550 | 5 184 362 | 3 525 768 | X |
| | Q. 3 | 30 795 697 | 3 222 404 | 324 716 | 3 955 957 | 7 224 614 | 193 463 | 1 406 114 | 4 767 927 | 4 708 846 | 3 975 691 | X |
| | Q. 4 | 34 777 314 | 3 687 432 | 351 618 | 4 458 624 | 7 688 791 | 212 254 | 1 865 790 | 5 209 993 | 6 059 390 | 4 026 911 | X |
| 1979 | Q. 1 | 33 811 665 | 3 534 989 | 363 080 | 4 224 846 | 7 111 164 | 192 863 | 1 890 161 | 5 543 267 | 5 705 939 | 4 199 576 | X |
| | Q. 2 | 34 399 946 | 3 355 810 | 353 636 | 4 489 598 | 7 514 973 | 232 383 | 1 846 796 | 5 829 240 | 5 715 844 | 3 914 304 | X |
| | Q. 3 | 34 769 607 | 3 350 510 | 345 672 | 4 564 369 | 7 606 225 | 186 609 | 1 740 600 | 5 572 900 | 5 575 686 | 4 623 499 | X |

1 Development of Current Value and Volume
of Imports and Exports (Special Trade) by Sections of the SITC — Rev. II

1.2 Exports by Groups of Countries

— Countries of consumption —

| Year Quarter | Total | Section | | | | | | | | | |
|-------------------------------|-------------|-----------------------------|-----------------------------|---------------------------------|---|---|------------|---|--|---|--|
| | | 0 | 1 | 2 | 3 | 4 | 5 | 6 | 7 | 8 | 9 |
| | | Food and live animals | Beverages and tobacco | Crude materials, inedible | Mineral fuels, lubricants etc. | Animal and vegetable oils and fats | Chemicals | Manufactured goods classified chiefly by material | Machinery and transport equipment | Miscellaneous manufactured articles | Commodities and trans- actions not classified acc. to kind ¹⁾ |
| Current Value in 1 000 DM | | | | | | | | | | | |
| Total | | | | | | | | | | | |
| 1974 | 230 578 246 | 7 811 318 | 695 166 | 5 665 878 | 8 108 052 | 1 501 068 | 30 942 203 | 56 392 761 | 97 400 266 | 18 824 870 | 3 236 664 |
| 1975 | 221 588 594 | 8 172 373 | 871 183 | 4 539 802 | 6 957 266 | 1 360 455 | 25 348 257 | 49 000 003 | 102 265 806 | 18 924 295 | 4 149 154 |
| 1976 | 256 641 838 | 9 079 381 | 1 131 798 | 5 750 997 | 7 449 161 | 1 143 651 | 31 116 640 | 52 505 829 | 121 197 078 | 22 940 606 | 4 326 697 |
| 1977 | 273 614 110 | 10 774 071 | 1 383 034 | 5 472 840 | 7 307 716 | 1 469 408 | 32 548 498 | 53 617 052 | 130 294 476 | 25 208 138 | 5 538 877 |
| 1978 | 284 907 073 | 11 004 639 | 1 417 087 | 5 401 528 | 9 118 307 | 1 365 734 | 33 725 736 | 57 306 095 | 133 036 643 | 26 695 015 | 5 836 289 |
| 1975 Q. 1 | 52 680 928 | 1 971 911 | 162 059 | 1 117 086 | 1 992 268 | 406 134 | 6 466 811 | 12 598 215 | 22 780 405 | 4 345 304 | 840 735 |
| Q. 2 | 55 733 664 | 1 914 139 | 200 580 | 1 160 011 | 1 682 316 | 328 903 | 6 210 159 | 12 685 569 | 25 989 991 | 4 598 957 | 963 039 |
| Q. 3 | 53 018 609 | 1 993 702 | 269 134 | 1 013 940 | 1 550 854 | 278 002 | 5 828 242 | 11 437 425 | 24 812 789 | 4 783 761 | 1 050 760 |
| Q. 4 | 60 155 393 | 2 292 621 | 239 410 | 1 248 765 | 1 731 828 | 347 416 | 6 843 045 | 12 278 794 | 28 682 621 | 5 196 273 | 1 294 620 |
| 1976 Q. 1 | 60 587 868 | 2 315 908 | 257 291 | 1 372 456 | 1 686 939 | 305 256 | 7 627 589 | 12 387 753 | 28 255 820 | 5 335 243 | 1 043 613 |
| Q. 2 | 62 921 848 | 2 017 766 | 279 389 | 1 618 311 | 1 808 991 | 251 343 | 7 916 284 | 12 951 349 | 29 782 927 | 5 323 191 | 972 297 |
| Q. 3 | 63 735 996 | 2 278 540 | 297 312 | 1 310 530 | 2 104 398 | 278 760 | 7 706 596 | 13 100 631 | 29 508 637 | 5 987 058 | 1 163 534 |
| Q. 4 | 69 396 126 | 2 467 167 | 297 806 | 1 449 700 | 1 848 833 | 308 292 | 7 866 171 | 14 066 096 | 33 649 694 | 6 295 114 | 1 147 253 |
| 1977 Q. 1 | 66 619 051 | 2 590 063 | 323 021 | 1 455 126 | 1 607 056 | 323 661 | 8 400 912 | 13 184 935 | 31 466 377 | 6 183 626 | 1 084 274 |
| Q. 2 | 68 016 331 | 2 720 647 | 341 069 | 1 469 347 | 1 797 610 | 353 615 | 8 342 270 | 13 658 854 | 32 050 710 | 5 906 672 | 1 375 537 |
| Q. 3 | 65 325 078 | 2 637 214 | 395 822 | 1 198 086 | 1 800 100 | 444 358 | 7 793 057 | 12 881 326 | 30 315 249 | 6 410 698 | 1 449 168 |
| Q. 4 | 73 653 650 | 2 826 147 | 323 122 | 1 350 281 | 2 102 950 | 347 774 | 8 012 259 | 13 891 937 | 36 462 140 | 6 707 142 | 1 629 898 |
| 1978 Q. 1 | 67 642 719 | 2 578 220 | 296 823 | 1 311 066 | 2 113 396 | 323 873 | 8 245 299 | 13 407 103 | 31 696 854 | 6 462 938 | 1 207 147 |
| Q. 2 | 72 018 746 | 2 923 223 | 386 114 | 1 400 767 | 2 292 208 | 359 298 | 8 683 620 | 14 632 969 | 33 374 740 | 6 460 534 | 1 505 273 |
| Q. 3 | 68 185 108 | 2 681 169 | 378 589 | 1 251 723 | 2 304 730 | 339 285 | 8 105 037 | 13 835 454 | 31 016 811 | 6 767 844 | 1 484 466 |
| Q. 4 | 77 080 500 | 2 822 027 | 355 561 | 1 437 972 | 2 407 973 | 343 278 | 8 691 780 | 15 430 569 | 36 948 238 | 7 003 699 | 1 639 403 |
| 1979 Q. 1 | 74 355 867 | 3 210 595 | 312 992 | 1 525 439 | 2 418 388 | 373 380 | 9 578 176 | 14 717 805 | 33 789 739 | 7 134 862 | 1 294 491 |
| Q. 2 | 78 722 717 | 3 139 024 | 440 890 | 1 721 034 | 2 605 094 | 351 601 | 10 290 838 | 15 964 409 | 35 745 080 | 6 791 547 | 1 673 200 |
| Q. 3 | 76 369 681 | 2 914 473 | 463 091 | 1 548 192 | 2 800 442 | 392 501 | 10 460 271 | 16 107 149 | 32 709 097 | 7 508 391 | 1 476 074 |
| Q. 4 | | | | | | | | | | | |
| EC - Countries ²⁾ | | | | | | | | | | | |
| 1974 | 103 515 774 | 5 395 066 | 406 639 | 3 568 099 | 5 082 569 | 966 379 | 13 328 739 | 26 583 948 | 37 385 151 | 9 207 205 | 1 591 979 |
| 1975 | 96 542 285 | 6 094 286 | 511 702 | 2 816 700 | 4 481 688 | 865 927 | 10 750 030 | 22 932 352 | 36 796 295 | 9 448 500 | 1 844 805 |
| 1976 | 117 311 470 | 6 463 442 | 630 790 | 3 447 111 | 4 568 813 | 704 869 | 13 812 952 | 26 755 890 | 47 186 767 | 11 731 793 | 2 009 043 |
| 1977 | 122 815 271 | 7 592 674 | 686 470 | 3 238 301 | 4 489 291 | 872 083 | 14 210 789 | 26 227 821 | 50 283 660 | 12 704 592 | 2 499 590 |
| 1978 | 130 566 232 | 7 777 122 | 790 233 | 3 357 455 | 5 680 708 | 817 677 | 14 924 057 | 27 462 060 | 53 195 388 | 13 628 418 | 2 713 114 |
| 1975 Q. 1 | 22 951 597 | 1 455 561 | 95 563 | 686 139 | 1 290 581 | 269 643 | 2 745 019 | 5 679 885 | 8 090 571 | 2 244 295 | 394 340 |
| Q. 2 | 24 306 900 | 1 443 320 | 118 015 | 743 336 | 1 110 381 | 191 393 | 2 635 668 | 5 918 354 | 9 453 192 | 2 240 411 | 452 830 |
| Q. 3 | 22 836 784 | 1 526 435 | 158 327 | 606 082 | 998 549 | 177 867 | 2 397 424 | 5 343 548 | 8 816 910 | 2 369 850 | 451 792 |
| Q. 4 | 26 447 004 | 1 668 970 | 139 797 | 781 143 | 1 082 177 | 227 024 | 2 981 919 | 5 990 565 | 10 435 622 | 2 593 944 | 545 643 |
| 1976 Q. 1 | 28 640 141 | 1 681 280 | 154 566 | 858 780 | 1 105 918 | 193 864 | 3 518 863 | 6 610 603 | 11 179 838 | 2 873 437 | 462 992 |
| Q. 2 | 29 264 892 | 1 356 899 | 157 614 | 911 466 | 1 121 480 | 165 740 | 3 573 063 | 6 771 405 | 11 943 377 | 2 758 876 | 504 972 |
| Q. 3 | 28 332 412 | 1 625 120 | 167 808 | 798 524 | 1 240 025 | 173 732 | 3 205 513 | 6 391 452 | 11 281 344 | 2 970 999 | 478 095 |
| Q. 4 | 31 074 025 | 1 800 143 | 151 002 | 878 341 | 1 101 390 | 171 533 | 3 515 513 | 6 982 430 | 12 782 208 | 3 128 481 | 562 984 |
| 1977 Q. 1 | 31 304 980 | 1 800 306 | 153 316 | 895 948 | 992 040 | 200 835 | 3 852 545 | 6 842 250 | 12 727 553 | 3 275 533 | 564 654 |
| Q. 2 | 30 948 256 | 1 917 353 | 171 214 | 868 559 | 1 081 175 | 208 708 | 3 689 502 | 6 876 688 | 12 566 806 | 2 978 962 | 589 289 |
| Q. 3 | 28 378 902 | 1 901 013 | 187 956 | 673 752 | 1 069 978 | 254 264 | 3 180 024 | 6 008 962 | 11 300 690 | 3 186 345 | 616 818 |
| Q. 4 | 32 183 133 | 1 974 002 | 174 884 | 800 042 | 1 356 098 | 208 276 | 3 488 718 | 6 499 921 | 13 688 611 | 3 263 752 | 728 829 |
| 1978 Q. 1 | 31 640 188 | 1 802 698 | 161 663 | 820 330 | 1 421 887 | 195 440 | 3 786 082 | 6 755 071 | 12 696 006 | 3 406 800 | 594 211 |
| Q. 2 | 33 216 058 | 2 008 676 | 211 670 | 864 744 | 1 454 238 | 206 613 | 3 833 488 | 7 114 811 | 13 518 609 | 3 277 945 | 725 264 |
| Q. 3 | 30 281 171 | 1 929 754 | 212 139 | 770 267 | 1 444 413 | 201 833 | 3 311 995 | 6 299 693 | 12 036 995 | 3 413 229 | 660 853 |
| Q. 4 | 35 428 815 | 2 035 994 | 204 761 | 902 114 | 1 560 170 | 213 791 | 3 992 492 | 7 312 485 | 14 943 778 | 3 530 444 | 732 786 |
| 1979 Q. 1 | 36 201 982 | 2 267 309 | 191 255 | 987 126 | 1 552 926 | 239 222 | 4 466 058 | 7 426 292 | 14 681 654 | 3 760 235 | 629 905 |
| Q. 2 | 38 423 049 | 2 239 047 | 259 297 | 1 096 550 | 1 682 873 | 230 090 | 4 877 348 | 7 966 248 | 15 833 202 | 3 513 400 | 724 994 |
| Q. 3 | 36 123 106 | 2 042 551 | 277 585 | 928 161 | 1 773 177 | 245 386 | 4 735 475 | 7 735 205 | 13 775 792 | 3 884 540 | 725 234 |
| Q. 4 | | | | | | | | | | | |
| Other Countries ³⁾ | | | | | | | | | | | |
| 1974 | 127 062 472 | 2 416 252 | 288 527 | 2 097 779 | 3 025 483 | 534 689 | 17 613 464 | 29 808 813 | 60 015 115 | 9 617 665 | 1 644 685 |
| 1975 | 125 046 309 | 2 078 087 | 359 481 | 1 723 102 | 2 475 578 | 494 528 | 14 598 227 | 26 067 651 | 65 469 511 | 9 475 795 | 2 304 349 |
| 1976 | 139 330 368 | 2 615 939 | 501 008 | 2 303 886 | 2 880 348 | 438 782 | 17 303 688 | 25 749 939 | 74 010 311 | 11 208 813 | 2 317 654 |
| 1977 | 150 798 839 | 3 181 397 | 696 564 | 2 234 539 | 2 808 425 | 597 325 | 18 337 709 | 27 389 231 | 80 010 816 | 12 503 546 | 3 039 287 |
| 1978 | 154 346 841 | 3 227 517 | 626 854 | 2 044 073 | 3 237 599 | 548 057 | 18 801 679 | 29 824 035 | 79 841 255 | 13 066 597 | 3 123 175 |
| 1975 Q. 1 | 29 729 331 | 516 350 | 86 496 | 430 947 | 701 687 | 136 491 | 3 721 792 | 6 918 330 | 14 689 834 | 2 101 009 | 446 395 |
| Q. 2 | 31 426 764 | 470 819 | 82 565 | 416 675 | 571 935 | 137 510 | 3 574 491 | 6 767 215 | 16 536 799 | 2 358 546 | 510 209 |
| Q. 3 | 30 181 825 | 467 267 | 110 807 | 407 858 | 552 305 | 100 135 | 3 440 818 | 6 093 877 | 15 995 879 | 2 413 911 | 598 968 |
| Q. 4 | 33 708 389 | 623 651 | 99 613 | 467 622 | 649 651 | 120 392 | 3 861 126 | 6 288 229 | 18 246 999 | 2 602 329 | 748 777 |
| 1976 Q. 1 | 31 947 727 | 634 628 | 102 725 | 513 676 | 581 021 | 111 392 | 4 108 726 | 5 777 150 | 17 075 982 | 2 461 806 | 580 621 |
| Q. 2 | 33 656 956 | 660 867 | 121 775 | 706 845 | 687 511 | 85 603 | 4 343 221 | 6 179 944 | 17 839 550 | 2 564 315 | 467 325 |
| Q. 3 | 35 403 584 | 653 420 | 129 704 | 512 006 | 864 373 | 105 028 | 4 501 083 | 6 709 179 | 18 227 293 | 3 016 059 | 685 439 |
| Q. 4 | 38 322 101 | 667 024 | 146 804 | 571 359 | 747 443 | 136 759 | 4 350 658 | 7 083 666 | 20 867 486 | 3 166 633 | 584 269 |
| 1977 Q. 1 | 35 314 071 | 789 757 | 169 705 | 559 178 | | | | | | | |

1 Development of Current Value and Volume
of Imports and Exports (Special Trade) by Sections of the SITC — Rev. II
1.2 Exports by Groups of Countries

— Countries of consumption —

| Year Quarter | Total | Section | | | | | | | | | |
|-----------------|----------------------------------|-----------------------------|-----------------------------|---------------------------------|---|--|-----------|---|--|---|--|
| | | 0 | 1 | 2 | 3 | 4 | 5 | 6 | 7 | 8 | 9 |
| | | Food and live animals | Beverages and tobacco | Crude materials, inedible | Mineral fuels, lubricants etc. | Animal and vegetable oils and fats | Chemicals | Manufactured goods classified chiefly by material | Machinery and transport equipment | Miscellaneous manufactured articles | Commodities and trans- actions not classified acc. to kind ¹⁾ |
| | Volume in 1 000 DM ²⁾ | | | | | | | | | | |

Total

| | | | | | | | | | | | |
|-----------|-------------|------------|-----------|-----------|------------|-----------|------------|------------|-------------|------------|---|
| 1974 | 260 411 687 | 8 710 599 | 749 879 | 5 472 458 | 10 329 155 | 1 054 418 | 32 687 308 | 58 311 877 | 118 237 172 | 21 272 589 | X |
| 1975 | 230 479 882 | 8 461 000 | 912 207 | 4 767 939 | 7 358 365 | 1 097 459 | 25 751 733 | 47 904 462 | 110 242 258 | 19 692 243 | X |
| 1976 | 256 641 838 | 9 079 381 | 1 131 798 | 5 750 997 | 7 449 161 | 1 143 651 | 31 116 640 | 52 505 829 | 121 197 078 | 22 940 606 | X |
| 1977 | 270 548 753 | 11 000 155 | 1 360 337 | 5 563 743 | 7 781 612 | 1 291 549 | 33 257 845 | 55 003 801 | 125 916 450 | 23 992 153 | X |
| 1978 | 281 738 641 | 11 551 781 | 1 459 333 | 5 724 782 | 10 368 735 | 1 394 656 | 36 213 831 | 59 409 508 | 125 036 767 | 25 099 257 | X |
| | | | | | | | | | | | |
| 1975 Q. 1 | 55 155 345 | 2 053 541 | 175 908 | 1 137 982 | 2 120 541 | 264 297 | 6 508 040 | 12 090 755 | 25 331 002 | 4 608 789 | X |
| Q. 2 | 58 005 450 | 1 996 818 | 210 782 | 1 226 793 | 1 788 698 | 257 991 | 6 225 915 | 12 298 285 | 28 178 995 | 4 829 199 | X |
| Q. 3 | 55 035 986 | 2 073 812 | 279 676 | 1 080 465 | 1 648 724 | 255 616 | 6 002 057 | 11 227 456 | 26 465 361 | 4 927 625 | X |
| Q. 4 | 62 283 101 | 2 336 829 | 245 841 | 1 322 699 | 1 800 402 | 319 555 | 7 015 721 | 12 287 986 | 30 266 900 | 5 326 630 | X |
| 1976 Q. 1 | 61 698 176 | 2 310 863 | 257 639 | 1 398 877 | 1 709 185 | 304 812 | 7 622 572 | 12 598 704 | 29 044 547 | 5 378 296 | X |
| Q. 2 | 63 484 575 | 2 035 027 | 281 694 | 1 616 597 | 1 805 802 | 259 422 | 7 930 522 | 13 104 938 | 30 054 601 | 5 424 828 | X |
| Q. 3 | 63 018 761 | 2 256 047 | 299 429 | 1 289 254 | 2 076 385 | 279 806 | 7 697 864 | 12 951 819 | 29 096 340 | 5 922 406 | X |
| Q. 4 | 68 448 434 | 2 479 850 | 292 983 | 1 446 945 | 1 858 349 | 299 607 | 7 866 522 | 13 850 648 | 33 010 168 | 6 213 190 | X |
| 1977 Q. 1 | 65 562 170 | 2 638 271 | 317 841 | 1 426 113 | 1 622 279 | 301 599 | 8 457 040 | 13 320 385 | 30 498 598 | 5 918 764 | X |
| Q. 2 | 66 875 823 | 2 687 429 | 340 590 | 1 460 088 | 1 876 790 | 292 828 | 8 458 239 | 13 743 904 | 31 125 140 | 5 656 300 | X |
| Q. 3 | 64 991 927 | 2 686 019 | 379 068 | 1 249 363 | 1 957 013 | 368 116 | 7 991 141 | 13 504 242 | 29 340 870 | 6 093 005 | X |
| Q. 4 | 73 018 833 | 2 988 436 | 322 838 | 1 428 179 | 2 325 530 | 329 006 | 8 351 425 | 14 435 270 | 34 951 842 | 6 324 084 | X |
| 1978 Q. 1 | 67 391 482 | 2 642 563 | 317 209 | 1 378 262 | 2 322 561 | 340 690 | 8 776 048 | 14 063 155 | 30 364 555 | 6 030 436 | X |
| Q. 2 | 71 550 790 | 3 043 579 | 386 701 | 1 505 743 | 2 650 704 | 362 954 | 9 312 595 | 15 290 029 | 31 457 714 | 6 112 223 | X |
| Q. 3 | 67 378 870 | 2 786 962 | 387 989 | 1 337 465 | 2 687 101 | 336 543 | 8 688 831 | 14 235 233 | 29 197 070 | 6 337 879 | X |
| Q. 4 | 75 417 499 | 3 078 677 | 367 434 | 1 503 312 | 2 708 369 | 354 469 | 9 436 357 | 15 821 091 | 34 017 428 | 6 618 719 | X |
| 1979 Q. 1 | 72 609 567 | 3 588 384 | 321 909 | 1 480 881 | 2 611 322 | 395 800 | 10 122 503 | 14 787 001 | 31 587 300 | 6 506 456 | X |
| Q. 2 | 76 343 953 | 3 449 150 | 451 916 | 1 615 120 | 2 708 370 | 348 607 | 10 346 180 | 15 816 185 | 33 689 680 | 6 378 857 | X |
| Q. 3 | 73 016 270 | 3 171 115 | 474 345 | 1 429 666 | 2 745 070 | 390 422 | 9 892 559 | 15 674 959 | 31 001 852 | 6 900 357 | X |
| Q. 4 | | | | | | | | | | | |

EC - Countries ³⁾

| | | | | | | | | | | | |
|-----------|-------------|-----------|---------|-----------|-----------|---------|------------|------------|------------|------------|---|
| 1974 | 116 487 337 | 6 137 734 | 452 142 | 3 376 388 | 6 594 325 | 675 113 | 14 135 470 | 27 802 248 | 45 164 968 | 10 343 876 | X |
| 1975 | 100 147 871 | 6 297 264 | 536 501 | 2 975 181 | 4 768 832 | 695 287 | 10 940 453 | 22 811 828 | 39 372 886 | 9 851 972 | X |
| 1976 | 117 311 470 | 6 463 442 | 630 790 | 3 447 111 | 4 568 813 | 704 869 | 13 812 952 | 26 755 890 | 47 186 767 | 11 731 793 | X |
| 1977 | 121 568 183 | 7 632 148 | 693 141 | 3 332 234 | 4 821 961 | 765 278 | 14 535 886 | 26 338 451 | 48 981 983 | 12 030 010 | X |
| 1978 | 129 306 270 | 7 877 029 | 806 675 | 3 573 250 | 6 530 253 | 820 856 | 16 030 281 | 27 821 619 | 50 552 314 | 12 701 096 | X |
| | | | | | | | | | | | |
| 1975 Q. 1 | 23 916 095 | 1 542 084 | 106 027 | 696 195 | 1 387 557 | 172 226 | 2 739 701 | 5 559 509 | 8 924 336 | 2 382 148 | X |
| Q. 2 | 25 183 574 | 1 513 494 | 123 195 | 783 954 | 1 178 144 | 155 508 | 2 650 546 | 5 820 678 | 10 130 679 | 2 358 622 | X |
| Q. 3 | 23 637 273 | 1 547 500 | 164 329 | 657 354 | 1 060 434 | 161 759 | 2 446 251 | 5 359 843 | 9 344 459 | 2 429 698 | X |
| Q. 4 | 27 410 929 | 1 694 186 | 142 950 | 837 678 | 1 140 697 | 205 794 | 3 103 955 | 6 071 798 | 10 973 022 | 2 681 504 | X |
| 1976 Q. 1 | 29 113 451 | 1 669 005 | 152 632 | 882 522 | 1 119 318 | 191 505 | 3 495 496 | 6 730 691 | 11 501 371 | 2 901 936 | X |
| Q. 2 | 29 304 192 | 1 357 500 | 156 543 | 907 595 | 1 119 959 | 170 040 | 3 581 664 | 6 835 149 | 11 876 544 | 2 795 936 | X |
| Q. 3 | 28 043 096 | 1 609 904 | 170 618 | 779 274 | 1 223 233 | 174 982 | 3 208 782 | 6 313 380 | 11 488 301 | 2 938 745 | X |
| Q. 4 | 30 855 732 | 1 827 434 | 151 042 | 878 115 | 1 105 913 | 168 347 | 3 527 183 | 6 876 675 | 12 666 604 | 3 094 489 | X |
| 1977 Q. 1 | 30 950 481 | 1 854 110 | 153 632 | 886 632 | 1 004 588 | 186 024 | 3 877 032 | 6 810 811 | 12 500 976 | 3 120 098 | X |
| Q. 2 | 30 393 467 | 1 854 944 | 170 351 | 873 648 | 1 136 243 | 169 072 | 3 728 484 | 6 866 176 | 12 180 354 | 2 842 248 | X |
| Q. 3 | 28 102 066 | 1 888 023 | 186 814 | 703 885 | 1 168 306 | 210 705 | 3 277 633 | 6 065 869 | 11 002 836 | 2 997 116 | X |
| Q. 4 | 32 122 169 | 2 035 071 | 182 344 | 868 069 | 1 512 824 | 199 477 | 3 652 737 | 6 595 595 | 13 297 817 | 3 070 548 | X |
| 1978 Q. 1 | 31 719 908 | 1 794 878 | 171 278 | 876 588 | 1 544 590 | 204 807 | 4 007 717 | 6 947 063 | 12 431 974 | 3 159 632 | X |
| Q. 2 | 33 013 033 | 2 011 920 | 210 812 | 935 549 | 1 623 902 | 199 051 | 4 130 305 | 7 208 478 | 12 934 546 | 3 061 786 | X |
| Q. 3 | 29 742 979 | 1 941 389 | 214 880 | 818 597 | 1 656 965 | 196 608 | 3 542 476 | 6 293 919 | 11 311 648 | 3 142 061 | X |
| Q. 4 | 34 830 350 | 2 128 842 | 209 705 | 942 516 | 1 704 796 | 220 390 | 4 349 783 | 7 372 159 | 13 874 146 | 3 337 617 | X |
| 1979 Q. 1 | 35 288 273 | 2 368 195 | 194 549 | 968 622 | 1 645 077 | 247 836 | 4 672 784 | 7 381 773 | 13 810 721 | 3 407 097 | X |
| Q. 2 | 36 603 228 | 2 241 514 | 257 619 | 1 024 700 | 1 740 164 | 227 507 | 4 761 312 | 7 795 535 | 14 622 349 | 3 261 270 | X |
| Q. 3 | 34 225 891 | 2 005 061 | 287 930 | 869 898 | 1 765 349 | 243 300 | 4 325 449 | 7 404 844 | 13 149 882 | 3 504 526 | X |
| Q. 4 | | | | | | | | | | | |

Other Countries ⁴⁾

| | | | | | | | | | | | | |
|------|------|-------------|-----------|---------|-----------|-----------|---------|------------|------------|------------|------------|---|
| 1974 | | 143 924 350 | 2 572 865 | 297 737 | 2 096 070 | 3 734 830 | 379 305 | 18 551 838 | 30 509 629 | 73 072 204 | 10 928 713 | X |
| 1975 | | 130 332 011 | 2 163 736 | 375 706 | 1 792 758 | 2 591 533 | 402 172 | 14 811 280 | 25 082 634 | 70 869 272 | 9 840 271 | X |
| 1976 | | 139 330 368 | 2 615 939 | 501 008 | 2 303 886 | 2 880 348 | 438 782 | 17 303 688 | 25 749 939 | 74 010 311 | 11 208 813 | X |
| 1977 | | 148 980 570 | 3 368 007 | 667 196 | 2 231 509 | 2 959 651 | 526 271 | 18 721 959 | 28 665 350 | 76 934 467 | 11 962 143 | X |
| 1978 | | 152 432 371 | 3 674 752 | 652 658 | 2 151 532 | 3 838 482 | 573 800 | 20 183 550 | 31 587 889 | 74 484 453 | 12 398 161 | X |
| 1975 | Q. 1 | 31 239 250 | 511 457 | 69 881 | 441 787 | 732 984 | 92 071 | 3 768 339 | 6 531 246 | 16 406 666 | 2 226 641 | X |
| | Q. 2 | 32 821 876 | 483 324 | 87 587 | 442 839 | 610 554 | 102 483 | 3 575 369 | 6 477 587 | 18 048 316 | 2 470 577 | X |
| | Q. 3 | 31 398 713 | 526 312 | 115 347 | 423 111 | 588 290 | 93 857 | 3 555 806 | 5 867 613 | 17 120 412 | 2 497 927 | X |
| | Q. 4 | 34 872 172 | 642 643 | 102 891 | 485 021 | 659 705 | 113 761 | 3 911 766 | 6 216 188 | 19 293 878 | 2 645 126 | X |
| 1976 | Q. 1 | 32 584 725 | 641 858 | 105 007 | 516 355 | 589 867 | 113 307 | 4 127 076 | 5 868 013 | 17 543 176 | 2 476 360 | X |
| | Q. 2 | 34 180 383 | 677 527 | 125 151 | 709 002 | 685 843 | 89 382 | 4 348 858 | 6 269 789 | 18 178 057 | 2 628 892 | X |
| | Q. 3 | 34 975 665 | 646 143 | 128 811 | 509 980 | 853 152 | 104 824 | 4 489 082 | 6 638 439 | 17 948 039 | 2 983 661 | X |
| | Q. 4 | 37 592 702 | 652 416 | 141 941 | 568 830 | 752 436 | 131 260 | 4 339 339 | 6 973 973 | 20 343 564 | 3 118 701 | X |
| 1977 | Q. 1 | 34 611 689 | 784 161 | 164 209 | 539 481 | 617 691 | 115 575 | 4 580 008 | 6 509 574 | 17 997 622 | 2 798 666 | X |
| | Q. 2 | 36 582 356 | 832 485 | 170 239 | 586 440 | 740 547 | 123 756 | 4 729 755 | 6 877 728 | 18 944 786 | 2 814 052 | X |
| | Q. 3 | 36 889 861 | 797 996 | 192 254 | 545 478 | 788 707 | 157 411 | 4 713 508 | 7 438 373 | 18 338 034 | 3 095 889 | X |
| | Q. 4 | 40 896 664 | 953 365 | 140 494 | 560 110 | 812 706 | 129 529 | 4 698 688 | 7 839 675 | 21 654 025 | 3 253 536 | X |
| 1978 | Q. 1 | 35 671 574 | 847 685 | 145 931 | 501 674 | 777 971 | 135 883 | 4 768 331 | 7 116 092 | 17 932 581 | 2 870 804 | X |
| | Q. 2 | 38 537 757 | 1 031 659 | 175 889 | 570 194 | 1 026 802 | 163 903 | 5 182 290 | 8 081 551 | 18 523 168 | 3 050 437 | X |
| | Q. 3 | 37 635 891 | 845 573 | 173 109 | 518 868 | 1 030 136 | 139 935 | 5 146 355 | 7 941 314 | 17 885 422 | 3 195 818 | X |
| | Q. 4 | 40 587 149 | 949 835 | 157 729 | 560 796 | 1 003 573 | 134 079 | 5 086 574 | 8 448 932 | 20 143 282 | 3 281 102 | X |
| 1979 | Q. 1 | 37 321 294 | 1 220 189 | 127 360 | 512 259 | 966 245 | 147 964 | 5 449 719 | 7 405 228 | 17 776 579 | 3 099 359 | X |
| | Q. 2 | 39 740 725 | 1 207 636 | 194 297 | 590 420 | 968 206 | 121 100 | 5 584 868 | 8 020 650 | 19 067 331 | 3 117 587 | X |
| | Q. 3 | 38 790 379 | 1 166 054 | 186 415 | 559 768 | 979 721 | 147 120 | 5 567 110 | 8 270 115 | 17 851 970 | 3 395 831 | X |

**2 Index of Current Value, Volume and Average Value
of Imports and Exports (Special Trade) by Sections of the SITC — Rev. II**

1976 = 100

2.1 Total

| Year Quarter | Imports | | | | | | | | | | |
|-------------------------------|---------|-----------------------------|-----------------------------|---------------------------------|---|---|-----------|---|--|---|--|
| | Total | Section | | | | | | | | | |
| | | 0 | 1 | 2 | 3 | 4 | 5 | 6 | 7 | 8 | 9 |
| | | Food and live animals | Beverages and tobacco | Crude materials, inedible | Mineral fuels, lubricants etc. | Animal and vegetable oils and fats | Chemicals | Manufactured goods classified chiefly by material | Machinery and transport equipment | Miscellaneous manufactured articles | Commodities and trans- actions not classified acc. to kind ¹⁾ |
| Index of Current Value | | | | | | | | | | | |
| 1974 | 80,9 | 78,0 | 63,9 | 95,7 | 86,1 | 173,7 | 83,0 | 86,3 | 66,8 | 74,5 | X |
| 1975 | 83,0 | 83,5 | 87,0 | 85,6 | 80,9 | 113,8 | 79,6 | 83,4 | 80,5 | 85,8 | X |
| 1976 | 100 | 100 | 100 | 100 | 100 | 100 | 100 | 100 | 100 | 100 | X |
| 1977 | 105,9 | 108,2 | 105,2 | 100,0 | 100,5 | 122,4 | 106,9 | 105,0 | 113,1 | 110,4 | X |
| 1978 | 109,7 | 106,6 | 116,1 | 93,8 | 97,4 | 115,7 | 113,2 | 110,0 | 125,7 | 121,8 | X |
| 1975 Q. 1 | 75,8 | 78,1 | 80,3 | 86,8 | 88,9 | 123,7 | 73,8 | 81,3 | 68,5 | 81,0 | X |
| Q. 2 | 83,8 | 87,4 | 86,6 | 88,9 | 77,5 | 127,1 | 76,3 | 87,3 | 83,5 | 80,4 | X |
| Q. 3 | 80,6 | 79,8 | 81,6 | 78,7 | 81,8 | 99,0 | 77,8 | 77,9 | 77,0 | 89,2 | X |
| Q. 4 | 91,7 | 88,6 | 99,5 | 88,1 | 95,3 | 105,2 | 90,6 | 87,1 | 93,0 | 92,5 | X |
| 1976 Q. 1 | 93,6 | 88,3 | 104,5 | 92,7 | 94,3 | 95,7 | 92,1 | 92,5 | 91,1 | 99,1 | X |
| Q. 2 | 99,6 | 101,9 | 94,2 | 98,6 | 95,9 | 96,3 | 101,4 | 102,7 | 102,8 | 93,0 | X |
| Q. 3 | 99,5 | 98,9 | 92,0 | 101,4 | 106,1 | 102,8 | 101,3 | 98,4 | 94,6 | 102,3 | X |
| Q. 4 | 107,3 | 110,9 | 109,3 | 107,5 | 103,6 | 105,2 | 105,2 | 106,4 | 111,6 | 105,6 | X |
| 1977 Q. 1 | 103,9 | 104,1 | 103,3 | 101,9 | 97,1 | 110,8 | 109,4 | 106,8 | 105,8 | 112,3 | X |
| Q. 2 | 105,4 | 112,2 | 98,5 | 104,2 | 98,8 | 136,0 | 105,0 | 108,0 | 113,6 | 98,3 | X |
| Q. 3 | 103,3 | 105,0 | 95,3 | 94,9 | 100,6 | 132,4 | 101,0 | 100,4 | 108,2 | 116,4 | X |
| Q. 4 | 110,8 | 111,6 | 123,5 | 99,0 | 105,4 | 110,5 | 112,1 | 104,5 | 124,7 | 114,5 | X |
| 1978 Q. 1 | 105,2 | 105,3 | 111,3 | 93,3 | 97,0 | 105,5 | 110,6 | 105,5 | 113,4 | 117,3 | X |
| Q. 2 | 111,2 | 115,4 | 113,3 | 97,0 | 91,9 | 110,9 | 115,1 | 114,5 | 133,2 | 111,2 | X |
| Q. 3 | 105,5 | 102,8 | 108,2 | 87,8 | 97,5 | 125,5 | 105,0 | 103,4 | 114,2 | 129,7 | X |
| Q. 4 | 116,9 | 102,8 | 131,8 | 97,3 | 103,1 | 120,8 | 122,3 | 116,5 | 141,8 | 128,8 | X |
| 1979 Q. 1 | 119,8 | 101,6 | 124,1 | 98,9 | 111,1 | 117,5 | 133,2 | 137,4 | 123,3 | 136,9 | X |
| Q. 2 | 129,0 | 111,5 | 124,8 | 110,6 | 133,4 | 148,7 | 144,6 | 131,4 | 142,4 | 126,6 | X |
| Q. 3 | 131,2 | 106,6 | 116,0 | 109,5 | 155,2 | 141,6 | 145,8 | 124,0 | 130,0 | 147,6 | X |
| Q. 4 | | | | | | | | | | | |
| Index of Volume | | | | | | | | | | | |
| 1974 | 86,9 | 88,0 | 70,4 | 95,8 | 96,6 | 113,0 | 86,0 | 87,3 | 77,5 | 80,5 | X |
| 1975 | 87,4 | 91,5 | 90,1 | 89,8 | 89,1 | 99,6 | 82,5 | 85,5 | 84,7 | 88,4 | X |
| 1976 | 100 | 100 | 100 | 100 | 100 | 100 | 100 | 100 | 100 | 100 | X |
| 1977 | 103,7 | 97,7 | 103,4 | 97,1 | 101,1 | 105,7 | 111,4 | 104,4 | 111,6 | 106,3 | X |
| 1978 | 111,5 | 106,0 | 110,6 | 103,3 | 104,0 | 110,9 | 121,7 | 111,4 | 124,5 | 116,7 | X |
| 1975 Q. 1 | 80,5 | 87,0 | 83,6 | 88,5 | 80,5 | 86,5 | 74,0 | 81,7 | 74,7 | 84,2 | X |
| Q. 2 | 89,6 | 94,9 | 90,5 | 94,2 | 90,0 | 109,6 | 79,0 | 90,0 | 89,4 | 83,7 | X |
| Q. 3 | 85,3 | 88,0 | 84,0 | 84,1 | 89,7 | 99,9 | 81,3 | 80,5 | 81,5 | 91,0 | X |
| Q. 4 | 94,2 | 96,0 | 102,2 | 92,3 | 96,2 | 102,4 | 95,7 | 90,0 | 93,1 | 94,6 | X |
| 1976 Q. 1 | 94,4 | 91,2 | 104,6 | 95,5 | 93,2 | 97,0 | 92,6 | 95,6 | 91,2 | 97,3 | X |
| Q. 2 | 100,1 | 102,6 | 93,4 | 100,1 | 95,0 | 98,8 | 101,2 | 103,6 | 103,3 | 94,9 | X |
| Q. 3 | 98,4 | 98,4 | 91,5 | 98,9 | 105,3 | 103,4 | 100,3 | 96,3 | 93,9 | 101,4 | X |
| Q. 4 | 107,0 | 107,8 | 110,6 | 105,4 | 106,5 | 100,8 | 105,9 | 104,5 | 111,6 | 106,4 | X |
| 1977 Q. 1 | 101,0 | 94,3 | 104,3 | 96,7 | 95,8 | 101,0 | 112,0 | 105,4 | 105,1 | 106,4 | X |
| Q. 2 | 102,2 | 99,2 | 96,9 | 97,6 | 97,6 | 113,5 | 109,5 | 106,7 | 111,7 | 95,3 | X |
| Q. 3 | 101,1 | 94,1 | 93,9 | 92,9 | 101,3 | 108,0 | 106,9 | 100,3 | 106,0 | 111,6 | X |
| Q. 4 | 110,6 | 103,3 | 118,6 | 101,3 | 109,7 | 100,2 | 117,2 | 105,4 | 123,5 | 111,8 | X |
| 1978 Q. 1 | 106,3 | 100,3 | 107,9 | 99,4 | 101,4 | 107,1 | 119,3 | 107,6 | 114,1 | 111,1 | X |
| Q. 2 | 113,4 | 112,5 | 108,0 | 106,3 | 97,4 | 108,1 | 124,4 | 117,1 | 132,9 | 108,7 | X |
| Q. 3 | 106,7 | 104,0 | 103,8 | 97,4 | 105,5 | 114,8 | 111,7 | 104,2 | 110,6 | 121,6 | X |
| Q. 4 | 119,7 | 107,1 | 122,5 | 110,2 | 111,8 | 113,8 | 131,5 | 116,6 | 140,4 | 125,2 | X |
| 1979 Q. 1 | 118,5 | 104,4 | 121,0 | 105,1 | 108,6 | 109,3 | 139,6 | 121,3 | 135,6 | 127,5 | X |
| Q. 2 | 121,0 | 113,0 | 118,1 | 112,1 | 107,9 | 128,4 | 141,0 | 125,1 | 139,0 | 118,1 | X |
| Q. 3 | 117,9 | 107,8 | 111,6 | 109,8 | 109,1 | 119,1 | 136,0 | 116,5 | 126,6 | 134,5 | X |
| Q. 4 | | | | | | | | | | | |
| Index of Average Value | | | | | | | | | | | |
| 1974 | 93,1 | 88,7 | 90,8 | 99,9 | 89,2 | 153,8 | 96,4 | 98,8 | 86,2 | 92,6 | X |
| 1975 | 94,9 | 91,2 | 96,6 | 95,4 | 90,8 | 114,2 | 96,5 | 97,5 | 95,1 | 97,1 | X |
| 1976 | 100 | 100 | 100 | 100 | 100 | 100 | 100 | 100 | 100 | 100 | X |
| 1977 | 102,0 | 110,7 | 101,7 | 103,0 | 99,4 | 115,9 | 95,9 | 100,5 | 101,4 | 103,9 | X |
| 1978 | 98,4 | 100,6 | 105,0 | 90,8 | 93,6 | 104,2 | 93,0 | 98,8 | 100,9 | 104,4 | X |
| 1975 Q. 1 | 94,2 | 89,8 | 96,0 | 98,0 | 85,6 | 143,0 | 99,8 | 99,4 | 91,7 | 96,2 | X |
| Q. 2 | 93,5 | 92,1 | 95,7 | 94,3 | 86,1 | 116,0 | 96,5 | 97,0 | 93,4 | 96,0 | X |
| Q. 3 | 94,5 | 90,6 | 97,1 | 93,6 | 91,2 | 99,1 | 95,7 | 96,8 | 94,5 | 98,0 | X |
| Q. 4 | 97,3 | 92,2 | 97,3 | 95,5 | 99,1 | 102,7 | 94,6 | 96,8 | 99,9 | 97,8 | X |
| 1976 Q. 1 | 99,1 | 96,8 | 99,9 | 97,1 | 101,2 | 96,6 | 99,4 | 96,8 | 99,9 | 101,8 | X |
| Q. 2 | 99,5 | 99,3 | 100,9 | 98,4 | 101,0 | 97,5 | 100,3 | 99,1 | 99,5 | 98,1 | X |
| Q. 3 | 101,1 | 100,5 | 100,6 | 102,4 | 100,8 | 99,4 | 101,0 | 102,2 | 100,8 | 100,8 | X |
| Q. 4 | 100,3 | 102,9 | 98,8 | 101,9 | 97,3 | 104,4 | 99,3 | 101,8 | 100,0 | 99,3 | X |
| 1977 Q. 1 | 102,9 | 110,4 | 99,1 | 105,4 | 101,4 | 109,7 | 97,7 | 101,4 | 100,7 | 105,6 | X |
| Q. 2 | 103,2 | 113,1 | 101,6 | 106,8 | 101,3 | 119,9 | 95,9 | 101,3 | 101,7 | 103,1 | X |
| Q. 3 | 102,1 | 111,5 | 101,6 | 102,1 | 99,2 | 122,6 | 94,5 | 100,1 | 102,1 | 104,3 | X |
| Q. 4 | 100,2 | 107,9 | 104,1 | 97,7 | 96,0 | 110,3 | 95,6 | 99,2 | 101,0 | 102,5 | X |
| 1978 Q. 1 | 99,0 | 105,0 | 103,1 | 93,8 | 95,6 | 98,4 | 92,7 | 98,0 | 99,3 | 105,5 | X |
| Q. 2 | 98,1 | 102,6 | 104,9 | 91,2 | 94,4 | 102,6 | 92,5 | 97,8 | 100,2 | 102,2 | X |
| Q. 3 | 98,9 | 98,9 | 104,2 | 90,2 | 92,5 | 109,3 | 93,9 | 99,3 | 103,3 | 106,7 | X |
| Q. 4 | 97,6 | 96,0 | 107,5 | 88,3 | 92,2 | 106,2 | 93,1 | 99,9 | 101,0 | 102,9 | X |
| 1979 Q. 1 | 101,0 | 97,3 | 102,6 | 94,1 | 102,3 | 107,5 | 95,4 | 101,6 | 101,3 | 107,4 | X |
| Q. 2 | 106,6 | 98,7 | 105,7 | 98,6 | 123,6 | 115,0 | 102,5 | 101,0 | 102,5 | 107,2 | X |
| Q. 3 | 111,3 | 98,8 | 104,0 | 99,7 | 142,4 | 118,9 | 107,3 | 106,5 | 102,7 | 109,8 | X |
| Q. 4 | | | | | | | | | | | |

1) Goods returned and replaced have not been allocated to the various sections according to their type but were as a whole included in Section 9.

2 Index of Current Value, Volume and Average Value
of Imports and Exports (Special Trade) by Sections of the SITC — Rev. II

1976 = 100

2.1 Total

| Year Quarter | Exports | | | | | | | | | | |
|-----------------|---------|-----------------------|-----------------------|---------------------------|--------------------------------|------------------------------------|-----------|---|-----------------------------------|-------------------------------------|--|
| | Total | Section | | | | | | | | | |
| | | 0 | 1 | 2 | 3 | 4 | 5 | 6 | 7 | 8 | 9 |
| | | Food and live animals | Beverages and tobacco | Crude materials, inedible | Mineral fuels, lubricants etc. | Animal and vegetable oils and fats | Chemicals | Manufactured goods classified chiefly by material | Machinery and transport equipment | Miscellaneous manufactured articles | Commodities and transactions not classified acc. to kind ¹⁾ |

Index of Current Value

| | | | | | | | | | | | |
|-----------|-------|-------|-------|-------|-------|-------|-------|-------|-------|-------|---|
| 1974 | 89,8 | 86,0 | 61,4 | 98,5 | 108,8 | 131,3 | 99,4 | 107,4 | 80,4 | 82,1 | X |
| 1975 | 86,3 | 90,0 | 77,0 | 78,9 | 93,4 | 119,0 | 81,5 | 93,3 | 84,4 | 82,5 | X |
| 1976 | 100 | 100 | 100 | 100 | 100 | 100 | 100 | 100 | 100 | 100 | X |
| 1977 | 106,6 | 118,7 | 122,2 | 95,2 | 98,1 | 128,5 | 104,6 | 102,1 | 107,5 | 109,9 | X |
| 1978 | 111,0 | 121,2 | 125,2 | 93,9 | 122,4 | 119,4 | 108,4 | 109,1 | 109,8 | 116,4 | X |
| | | | | | | | | | | | |
| 1975 Q. 1 | 82,1 | 86,9 | 57,3 | 77,7 | 107,0 | 142,0 | 83,1 | 96,0 | 75,2 | 75,8 | X |
| Q. 2 | 86,9 | 84,3 | 70,9 | 80,7 | 90,3 | 115,0 | 79,8 | 96,6 | 85,8 | 80,2 | X |
| Q. 3 | 82,6 | 87,8 | 95,1 | 70,5 | 83,3 | 97,2 | 74,9 | 87,1 | 81,9 | 83,4 | X |
| Q. 4 | 93,8 | 101,0 | 84,6 | 86,9 | 93,0 | 121,5 | 88,0 | 93,5 | 94,7 | 90,6 | X |
| 1976 Q. 1 | 94,4 | 102,0 | 90,9 | 95,5 | 90,6 | 106,8 | 98,1 | 94,4 | 93,3 | 93,0 | X |
| Q. 2 | 98,1 | 88,9 | 98,7 | 112,8 | 97,1 | 87,9 | 101,8 | 98,7 | 98,3 | 92,8 | X |
| Q. 3 | 99,3 | 100,4 | 105,1 | 91,2 | 113,0 | 97,5 | 99,1 | 99,8 | 97,4 | 104,4 | X |
| Q. 4 | 108,2 | 108,7 | 105,3 | 100,8 | 99,3 | 107,8 | 101,1 | 107,2 | 111,1 | 109,8 | X |
| 1977 Q. 1 | 103,8 | 114,1 | 114,2 | 101,2 | 86,3 | 113,2 | 108,0 | 100,4 | 103,9 | 107,8 | X |
| Q. 2 | 106,0 | 119,9 | 120,5 | 102,2 | 96,5 | 123,7 | 107,2 | 104,1 | 105,8 | 103,0 | X |
| Q. 3 | 101,8 | 116,2 | 139,9 | 83,3 | 96,7 | 158,4 | 100,2 | 98,1 | 100,1 | 111,8 | X |
| Q. 4 | 114,8 | 124,5 | 114,2 | 93,9 | 112,9 | 121,6 | 103,0 | 105,8 | 120,3 | 116,9 | X |
| 1978 Q. 1 | 105,4 | 113,6 | 104,9 | 91,2 | 113,5 | 113,3 | 106,0 | 102,1 | 104,6 | 112,7 | X |
| Q. 2 | 112,2 | 128,8 | 136,5 | 97,4 | 123,1 | 125,7 | 111,6 | 111,5 | 110,2 | 112,6 | X |
| Q. 3 | 106,2 | 118,1 | 133,8 | 87,1 | 123,8 | 118,7 | 104,2 | 105,4 | 102,4 | 118,0 | X |
| Q. 4 | 120,1 | 124,3 | 125,7 | 100,0 | 129,3 | 120,1 | 111,7 | 117,6 | 121,9 | 122,1 | X |
| 1979 Q. 1 | 115,9 | 141,4 | 110,6 | 106,1 | 129,9 | 130,6 | 123,1 | 112,1 | 111,5 | 124,4 | X |
| Q. 2 | 122,7 | 138,3 | 155,8 | 119,7 | 139,9 | 123,0 | 132,3 | 121,6 | 118,0 | 118,4 | X |
| Q. 3 | 119,0 | 128,4 | 160,1 | 107,7 | 150,4 | 137,3 | 134,5 | 122,7 | 108,0 | 130,9 | X |
| Q. 4 | | | | | | | | | | | |

Index of Volume

| | | | | | | | | | | | |
|-----------|-------|-------|-------|-------|-------|-------|-------|-------|-------|-------|---|
| 1974 | 101,5 | 95,9 | 66,3 | 95,2 | 138,7 | 92,2 | 105,0 | 111,1 | 97,6 | 92,7 | X |
| 1975 | 89,8 | 93,2 | 80,6 | 82,9 | 98,8 | 96,0 | 82,8 | 91,2 | 91,0 | 85,8 | X |
| 1976 | 100 | 100 | 100 | 100 | 100 | 100 | 100 | 100 | 100 | 100 | X |
| 1977 | 105,4 | 121,2 | 120,2 | 96,7 | 104,5 | 112,9 | 106,9 | 104,8 | 103,9 | 104,6 | X |
| 1978 | 109,8 | 127,2 | 128,9 | 99,5 | 139,2 | 121,9 | 116,4 | 113,1 | 103,2 | 109,4 | X |
| | | | | | | | | | | | |
| 1975 Q. 1 | 86,0 | 90,5 | 62,2 | 79,2 | 113,9 | 92,4 | 83,7 | 92,1 | 83,6 | 80,4 | X |
| Q. 2 | 90,4 | 88,0 | 74,5 | 85,3 | 96,0 | 90,2 | 80,0 | 93,7 | 93,0 | 84,2 | X |
| Q. 3 | 85,8 | 91,4 | 98,8 | 75,1 | 88,5 | 89,4 | 77,2 | 85,5 | 87,3 | 85,9 | X |
| Q. 4 | 97,1 | 103,0 | 86,9 | 92,0 | 96,7 | 111,8 | 90,2 | 93,6 | 99,9 | 92,9 | X |
| 1976 Q. 1 | 96,2 | 101,8 | 91,1 | 97,3 | 91,8 | 106,6 | 98,0 | 96,0 | 95,9 | 93,8 | X |
| Q. 2 | 98,9 | 89,7 | 99,6 | 112,4 | 97,0 | 90,7 | 101,9 | 99,8 | 99,2 | 94,6 | X |
| Q. 3 | 98,2 | 99,4 | 105,8 | 89,7 | 111,5 | 97,9 | 99,0 | 98,7 | 96,0 | 103,3 | X |
| Q. 4 | 106,7 | 109,3 | 103,5 | 100,6 | 99,8 | 104,8 | 101,1 | 105,5 | 108,9 | 108,3 | X |
| 1977 Q. 1 | 102,2 | 116,2 | 112,3 | 99,2 | 87,1 | 105,5 | 108,7 | 101,5 | 100,7 | 103,2 | X |
| Q. 2 | 104,4 | 118,4 | 120,4 | 101,6 | 100,8 | 102,4 | 108,7 | 104,7 | 102,7 | 98,6 | X |
| Q. 3 | 101,3 | 118,3 | 134,0 | 86,9 | 105,1 | 128,8 | 102,7 | 102,9 | 96,8 | 106,2 | X |
| Q. 4 | 113,8 | 131,7 | 114,1 | 99,3 | 124,9 | 115,1 | 107,4 | 110,0 | 115,4 | 110,3 | X |
| 1978 Q. 1 | 105,0 | 116,4 | 112,1 | 95,9 | 124,7 | 119,2 | 112,8 | 107,1 | 100,2 | 105,1 | X |
| Q. 2 | 111,5 | 134,1 | 136,7 | 104,7 | 142,3 | 126,9 | 119,7 | 116,5 | 103,8 | 106,6 | X |
| Q. 3 | 105,0 | 122,8 | 137,1 | 93,0 | 144,3 | 117,7 | 111,7 | 108,4 | 96,4 | 110,5 | X |
| Q. 4 | 117,5 | 135,6 | 129,9 | 104,6 | 145,4 | 124,0 | 121,3 | 120,5 | 112,3 | 115,4 | X |
| 1979 Q. 1 | 113,2 | 158,1 | 113,8 | 103,0 | 140,2 | 138,4 | 130,1 | 112,7 | 104,3 | 113,4 | X |
| Q. 2 | 119,0 | 152,0 | 159,7 | 112,3 | 145,4 | 121,9 | 133,0 | 120,5 | 111,2 | 111,2 | X |
| Q. 3 | 113,8 | 138,7 | 167,6 | 99,4 | 147,4 | 136,6 | 127,2 | 119,4 | 102,3 | 120,3 | X |
| Q. 4 | | | | | | | | | | | |

Index of Average Value

| | | | | | | | | | | | |
|-----------|-------|-------|-------|-------|-------|-------|-------|-------|-------|-------|---|
| 1974 | 88,5 | 89,7 | 92,7 | 103,5 | 78,5 | 142,4 | 94,7 | 96,7 | 82,4 | 88,5 | X |
| 1975 | 96,1 | 96,6 | 95,5 | 95,2 | 94,5 | 124,0 | 98,4 | 102,3 | 92,8 | 96,1 | X |
| 1976 | 100 | 100 | 100 | 100 | 100 | 100 | 100 | 100 | 100 | 100 | X |
| 1977 | 101,1 | 97,9 | 101,7 | 98,4 | 93,9 | 113,8 | 97,9 | 97,5 | 103,5 | 105,1 | X |
| 1978 | 101,1 | 95,3 | 97,1 | 94,4 | 87,9 | 97,9 | 93,1 | 96,5 | 106,4 | 106,4 | X |
| | | | | | | | | | | | |
| 1975 Q. 1 | 95,5 | 96,0 | 92,1 | 98,2 | 94,0 | 153,7 | 98,4 | 104,2 | 89,9 | 94,3 | X |
| Q. 2 | 96,1 | 95,9 | 95,2 | 94,6 | 94,1 | 127,5 | 99,7 | 103,1 | 92,2 | 95,2 | X |
| Q. 3 | 96,3 | 96,1 | 96,2 | 93,8 | 94,1 | 108,8 | 87,1 | 101,9 | 93,8 | 97,1 | X |
| Q. 4 | 96,6 | 98,1 | 97,4 | 94,4 | 96,2 | 108,7 | 97,5 | 99,9 | 94,8 | 97,6 | X |
| 1976 Q. 1 | 98,2 | 100,2 | 99,9 | 98,1 | 98,7 | 100,1 | 100,1 | 98,3 | 97,3 | 99,2 | X |
| Q. 2 | 99,1 | 99,2 | 99,2 | 100,1 | 100,2 | 96,9 | 99,8 | 98,8 | 99,1 | 98,1 | X |
| Q. 3 | 101,1 | 101,0 | 99,3 | 101,7 | 101,3 | 99,6 | 100,1 | 101,1 | 101,4 | 101,1 | X |
| Q. 4 | 101,4 | 99,5 | 101,6 | 100,2 | 99,5 | 102,9 | 100,0 | 101,6 | 101,9 | 101,3 | X |
| 1977 Q. 1 | 101,6 | 98,2 | 101,6 | 102,0 | 99,1 | 107,3 | 99,3 | 99,0 | 103,2 | 104,5 | X |
| Q. 2 | 101,6 | 101,2 | 100,1 | 100,6 | 95,8 | 120,8 | 98,6 | 99,4 | 103,0 | 104,4 | X |
| Q. 3 | 100,5 | 98,2 | 104,4 | 95,9 | 92,0 | 120,7 | 97,5 | 95,4 | 103,3 | 105,2 | X |
| Q. 4 | 100,9 | 94,6 | 100,1 | 94,5 | 90,4 | 105,7 | 95,9 | 96,2 | 104,3 | 106,1 | X |
| 1978 Q. 1 | 100,4 | 97,6 | 93,6 | 95,1 | 91,0 | 95,1 | 94,0 | 95,3 | 104,4 | 107,2 | X |
| Q. 2 | 100,7 | 96,0 | 99,8 | 93,0 | 86,5 | 95,0 | 93,2 | 95,7 | 106,1 | 105,7 | X |
| Q. 3 | 101,2 | 96,2 | 97,6 | 93,6 | 85,8 | 100,8 | 93,3 | 97,2 | 106,2 | 106,8 | X |
| Q. 4 | 102,2 | 91,7 | 96,8 | 95,7 | 88,9 | 96,8 | 92,1 | 97,5 | 108,6 | 105,8 | X |
| 1979 Q. 1 | 102,4 | 89,5 | 97,2 | 103,0 | 92,6 | 94,3 | 94,6 | 99,5 | 107,0 | 109,7 | X |
| Q. 2 | 103,1 | 91,0 | 97,6 | 106,6 | 96,2 | 100,9 | 99,5 | 100,9 | 106,1 | 106,5 | X |
| Q. 3 | 104,6 | 91,9 | 95,5 | 108,3 | 102,0 | 100,5 | 105,7 | 102,8 | 105,5 | 108,8 | X |
| Q. 4 | | | | | | | | | | | |

See footnote on page 12.

2 Index of Current Value, Volume and Average Value
of Imports and Exports (Special Trade) by Sections of the SITC — Rev. II
1976 = 100

2.2 EC - Countries

| Year Quarter | Imports | | | | | | | | | | |
|-----------------|---------|-----------------------------|-----------------------------|---------------------------------|---|---|-----------|---|--|---|--|
| | Total | Section | | | | | | | | | |
| | | 0 | 1 | 2 | 3 | 4 | 5 | 6 | 7 | 8 | 9 |
| | | Food and live animals | Beverages and tobacco | Crude materials, inedible | Mineral fuels, lubricants etc. | Animal and vegetable oils and fats | Chemicals | Manufactured goods classified chiefly by material | Machinery and transport equipment | Miscellaneous manufactured articles | Commodities and trans- actions not classified acc. to kind ¹⁾ |

Index of Current Value

| | | | | | | | | | | | |
|-----------|-------|-------|-------|-------|-------|-------|-------|-------|-------|-------|---|
| 1974 | 80,5 | 80,0 | 73,1 | 98,2 | 72,7 | 159,4 | 86,0 | 89,3 | 65,7 | 84,1 | X |
| 1975 | 85,2 | 85,9 | 88,6 | 86,3 | 79,5 | 102,7 | 81,3 | 86,4 | 80,7 | 92,7 | X |
| 1976 | 100 | 100 | 100 | 100 | 100 | 100 | 100 | 100 | 100 | 100 | X |
| 1977 | 105,8 | 97,0 | 108,4 | 102,9 | 107,2 | 111,2 | 104,0 | 103,4 | 111,4 | 110,6 | X |
| 1978 | 111,9 | 104,0 | 118,4 | 103,6 | 109,9 | 107,9 | 105,6 | 109,7 | 118,9 | 121,2 | X |
| 1975 Q. 1 | 77,1 | 77,8 | 77,4 | 92,8 | 65,7 | 116,5 | 75,6 | 84,1 | 67,6 | 89,3 | X |
| Q. 2 | 88,0 | 86,2 | 86,9 | 88,5 | 76,3 | 112,7 | 77,5 | 91,4 | 85,2 | 86,1 | X |
| Q. 3 | 82,5 | 85,0 | 83,0 | 73,7 | 84,4 | 87,5 | 78,4 | 78,7 | 76,8 | 98,1 | X |
| Q. 4 | 93,3 | 84,8 | 107,1 | 90,2 | 91,5 | 94,0 | 93,8 | 91,3 | 93,1 | 97,5 | X |
| 1976 Q. 1 | 95,0 | 88,0 | 99,7 | 100,2 | 100,7 | 95,4 | 93,7 | 94,5 | 92,0 | 102,5 | X |
| Q. 2 | 103,0 | 115,3 | 97,0 | 103,4 | 94,7 | 92,2 | 102,2 | 103,6 | 106,4 | 90,0 | X |
| Q. 3 | 97,9 | 102,0 | 92,2 | 93,0 | 104,7 | 102,9 | 99,6 | 95,4 | 94,2 | 100,9 | X |
| Q. 4 | 104,0 | 94,7 | 111,1 | 103,3 | 99,8 | 109,5 | 104,4 | 106,5 | 107,4 | 106,6 | X |
| 1977 Q. 1 | 103,1 | 87,7 | 102,3 | 109,7 | 99,6 | 106,1 | 107,4 | 104,0 | 106,6 | 109,8 | X |
| Q. 2 | 106,7 | 101,7 | 99,8 | 106,0 | 111,1 | 108,2 | 104,6 | 108,0 | 111,7 | 97,9 | X |
| Q. 3 | 102,3 | 99,5 | 98,6 | 89,6 | 108,3 | 125,8 | 97,0 | 97,4 | 104,1 | 118,9 | X |
| Q. 4 | 111,2 | 99,0 | 132,7 | 106,5 | 109,9 | 104,7 | 106,9 | 104,4 | 123,2 | 115,8 | X |
| 1978 Q. 1 | 107,6 | 99,0 | 113,4 | 104,7 | 112,5 | 95,8 | 102,6 | 104,1 | 112,2 | 117,8 | X |
| Q. 2 | 115,5 | 118,5 | 120,0 | 107,3 | 102,7 | 120,6 | 110,3 | 113,8 | 126,5 | 109,2 | X |
| Q. 3 | 106,5 | 104,3 | 104,1 | 93,0 | 106,7 | 117,7 | 99,7 | 102,8 | 106,1 | 129,7 | X |
| Q. 4 | 117,8 | 94,0 | 136,3 | 109,5 | 117,5 | 97,4 | 109,6 | 118,0 | 131,0 | 128,0 | X |
| 1979 Q. 1 | 124,3 | 96,3 | 130,8 | 114,0 | 145,0 | 104,9 | 123,0 | 123,1 | 131,3 | 136,0 | X |
| Q. 2 | 132,4 | 115,0 | 134,5 | 128,9 | 156,7 | 126,3 | 138,8 | 128,7 | 138,1 | 121,1 | X |
| Q. 3 | 129,0 | 106,1 | 120,0 | 111,5 | 176,5 | 146,2 | 144,2 | 119,2 | 120,5 | 141,9 | X |
| Q. 4 | | | | | | | | | | | |

Index of Volume

| | | | | | | | | | | | |
|-----------|-------|-------|-------|-------|-------|-------|-------|-------|-------|-------|---|
| 1974 | 87,6 | 92,7 | 78,5 | 94,2 | 88,8 | 102,1 | 88,1 | 92,4 | 75,5 | 90,5 | X |
| 1975 | 89,0 | 92,1 | 88,6 | 92,2 | 90,4 | 91,4 | 83,8 | 88,4 | 83,9 | 92,4 | X |
| 1976 | 100 | 100 | 100 | 100 | 100 | 100 | 100 | 100 | 100 | 100 | X |
| 1977 | 104,2 | 93,5 | 106,0 | 101,7 | 108,1 | 96,9 | 108,7 | 102,6 | 108,4 | 105,0 | X |
| 1978 | 112,6 | 106,2 | 108,6 | 105,7 | 114,6 | 102,1 | 115,4 | 110,4 | 117,4 | 113,6 | X |
| 1975 Q. 1 | 81,5 | 86,6 | 78,8 | 94,8 | 84,4 | 82,8 | 75,3 | 84,0 | 73,0 | 88,6 | X |
| Q. 2 | 92,4 | 101,5 | 86,8 | 93,8 | 89,4 | 97,5 | 79,5 | 94,1 | 89,9 | 87,2 | X |
| Q. 3 | 85,9 | 90,2 | 83,2 | 84,1 | 93,0 | 90,1 | 82,1 | 81,3 | 79,3 | 95,4 | X |
| Q. 4 | 96,0 | 89,9 | 105,7 | 96,0 | 95,0 | 95,2 | 98,3 | 94,3 | 93,6 | 96,5 | X |
| 1976 Q. 1 | 95,3 | 88,5 | 98,8 | 99,6 | 102,4 | 97,4 | 93,8 | 97,0 | 92,0 | 97,9 | X |
| Q. 2 | 103,6 | 115,1 | 94,8 | 104,3 | 94,0 | 94,6 | 101,6 | 104,7 | 106,9 | 93,4 | X |
| Q. 3 | 97,1 | 102,5 | 92,3 | 93,2 | 103,3 | 102,8 | 99,1 | 93,6 | 93,3 | 99,7 | X |
| Q. 4 | 104,0 | 93,9 | 114,1 | 102,9 | 100,3 | 105,2 | 105,5 | 104,7 | 107,8 | 109,0 | X |
| 1977 Q. 1 | 100,9 | 83,4 | 103,6 | 105,0 | 98,7 | 97,7 | 110,9 | 102,4 | 105,1 | 101,8 | X |
| Q. 2 | 104,8 | 98,4 | 97,1 | 104,5 | 108,4 | 89,9 | 109,0 | 106,8 | 108,3 | 95,4 | X |
| Q. 3 | 100,3 | 95,5 | 96,3 | 91,6 | 109,3 | 103,4 | 102,1 | 96,7 | 100,3 | 110,7 | X |
| Q. 4 | 110,8 | 96,8 | 127,0 | 105,8 | 116,1 | 96,4 | 112,9 | 104,4 | 119,9 | 112,2 | X |
| 1978 Q. 1 | 108,0 | 98,8 | 107,0 | 104,2 | 115,0 | 93,6 | 112,4 | 105,3 | 112,5 | 108,1 | X |
| Q. 2 | 117,6 | 120,5 | 109,3 | 107,7 | 107,7 | 111,7 | 121,3 | 115,6 | 127,1 | 105,8 | X |
| Q. 3 | 106,3 | 105,9 | 95,6 | 97,3 | 114,8 | 111,6 | 108,4 | 103,1 | 102,0 | 117,4 | X |
| Q. 4 | 118,5 | 99,5 | 122,4 | 111,4 | 120,9 | 91,4 | 119,7 | 117,5 | 128,2 | 123,1 | X |
| 1979 Q. 1 | 119,7 | 98,5 | 116,0 | 108,5 | 129,2 | 98,3 | 130,5 | 120,2 | 126,3 | 121,9 | X |
| Q. 2 | 122,6 | 118,8 | 113,4 | 117,2 | 113,2 | 112,4 | 134,1 | 122,1 | 131,6 | 112,1 | X |
| Q. 3 | 114,7 | 109,6 | 103,8 | 100,9 | 114,1 | 129,2 | 130,8 | 111,2 | 113,9 | 121,9 | X |
| Q. 4 | | | | | | | | | | | |

Index of Average Value

| | | | | | | | | | | | |
|-----------|-------|-------|-------|-------|-------|-------|-------|-------|-------|-------|---|
| 1974 | 91,8 | 86,3 | 93,2 | 104,3 | 81,8 | 156,1 | 97,7 | 96,6 | 87,1 | 93,0 | X |
| 1975 | 95,8 | 93,3 | 100,0 | 93,6 | 87,9 | 112,3 | 97,0 | 97,7 | 96,2 | 100,3 | X |
| 1976 | 100 | 100 | 100 | 100 | 100 | 100 | 100 | 100 | 100 | 100 | X |
| 1977 | 101,5 | 103,7 | 102,2 | 101,2 | 99,2 | 114,8 | 95,6 | 100,8 | 102,8 | 105,3 | X |
| 1978 | 99,3 | 97,9 | 109,1 | 98,1 | 95,9 | 105,7 | 91,4 | 99,3 | 101,3 | 106,7 | X |
| 1975 Q. 1 | 94,6 | 89,8 | 98,3 | 97,9 | 77,9 | 140,6 | 100,4 | 100,1 | 92,6 | 100,7 | X |
| Q. 2 | 95,2 | 94,7 | 100,1 | 94,3 | 85,3 | 115,7 | 97,5 | 97,1 | 94,8 | 96,7 | X |
| Q. 3 | 96,0 | 94,2 | 99,8 | 87,6 | 90,7 | 97,1 | 95,4 | 96,8 | 96,9 | 102,8 | X |
| Q. 4 | 97,2 | 94,3 | 101,3 | 94,0 | 96,3 | 98,7 | 95,4 | 96,9 | 99,5 | 99,0 | X |
| 1976 Q. 1 | 99,7 | 99,4 | 100,9 | 100,6 | 98,3 | 98,0 | 99,9 | 97,4 | 100,1 | 104,7 | X |
| Q. 2 | 99,4 | 100,1 | 102,4 | 99,2 | 100,8 | 97,4 | 100,6 | 98,9 | 99,5 | 96,3 | X |
| Q. 3 | 100,9 | 99,5 | 99,9 | 99,8 | 101,4 | 100,1 | 100,5 | 101,9 | 101,0 | 101,2 | X |
| Q. 4 | 100,0 | 100,9 | 97,3 | 100,4 | 99,6 | 104,1 | 99,0 | 101,8 | 99,6 | 97,8 | X |
| 1977 Q. 1 | 102,2 | 105,2 | 98,7 | 104,5 | 100,9 | 108,6 | 96,8 | 101,5 | 101,4 | 107,9 | X |
| Q. 2 | 101,8 | 103,3 | 102,7 | 101,4 | 102,5 | 120,4 | 95,9 | 101,1 | 103,2 | 102,6 | X |
| Q. 3 | 102,0 | 104,2 | 102,4 | 97,9 | 99,1 | 121,6 | 95,0 | 100,8 | 103,8 | 107,4 | X |
| Q. 4 | 100,3 | 102,3 | 104,5 | 100,7 | 94,7 | 108,6 | 94,7 | 100,0 | 102,8 | 103,1 | X |
| 1978 Q. 1 | 99,6 | 100,2 | 105,9 | 100,4 | 97,9 | 102,3 | 91,3 | 98,8 | 99,7 | 108,9 | X |
| Q. 2 | 98,2 | 98,4 | 109,8 | 97,8 | 95,4 | 107,9 | 90,9 | 98,5 | 99,5 | 103,2 | X |
| Q. 3 | 100,2 | 98,5 | 109,0 | 95,6 | 92,9 | 105,4 | 92,0 | 99,7 | 104,0 | 110,5 | X |
| Q. 4 | 99,4 | 94,5 | 111,3 | 98,3 | 97,2 | 106,6 | 91,6 | 100,4 | 102,2 | 104,0 | X |
| 1979 Q. 1 | 103,8 | 97,7 | 112,7 | 105,1 | 112,2 | 106,8 | 94,3 | 102,4 | 104,0 | 111,6 | X |
| Q. 2 | 107,9 | 96,8 | 118,5 | 110,0 | 138,5 | 112,4 | 103,5 | 105,4 | 104,9 | 108,0 | X |
| Q. 3 | 112,4 | 96,8 | 115,7 | 110,6 | 154,7 | 113,2 | 110,3 | 107,2 | 105,8 | 116,4 | X |
| Q. 4 | | | | | | | | | | | |

See footnote on page 12.

2 Index of Current Value, Volume and Average Value
of Imports and Exports (Special Trade) by Sections of the SITC — Rev. II
1976 = 100

2.2 EC - Countries

| Year Quarter | Exports | | | | | | | | | | |
|-----------------|---------|-----------------------------|-----------------------------|---------------------------------|---|--|-----------|---|--|---|---|
| | Total | Section | | | | | | | | | |
| | | 0 | 1 | 2 | 3 | 4 | 5 | 6 | 7 | 8 | 9 |
| | | Food and live animals | Beverages and tobacco | Crude materials, inedible | Mineral fuels, lubricants etc. | Animal and vegetable oils and fats | Chemicals | Manufactured goods classified chiefly by material | Machinery and transport equipment | Miscellaneous manufactured articles | Commodities and trans- actions not classified acc to kind ¹⁾ |

Index of Current Value

| | | | | | | | | | | | |
|-----------|-------|-------|-------|-------|-------|-------|-------|-------|-------|-------|---|
| 1974 | 88,2 | 83,5 | 64,5 | 103,5 | 111,2 | 137,1 | 96,5 | 99,4 | 79,2 | 78,5 | X |
| 1975 | 82,3 | 94,3 | 81,1 | 81,7 | 98,1 | 122,8 | 77,8 | 85,7 | 78,0 | 80,5 | X |
| 1976 | 100 | 100 | 100 | 100 | 100 | 100 | 100 | 100 | 100 | 100 | X |
| 1977 | 104,7 | 117,5 | 108,8 | 93,8 | 98,5 | 123,7 | 102,9 | 98,0 | 106,6 | 108,3 | X |
| 1978 | 111,3 | 120,3 | 125,3 | 97,4 | 128,7 | 116,0 | 108,0 | 102,7 | 112,7 | 116,2 | X |
| 1975 Q. 1 | 78,3 | 90,1 | 60,6 | 79,6 | 113,0 | 153,0 | 79,5 | 84,9 | 68,6 | 76,5 | X |
| Q. 2 | 82,9 | 89,3 | 74,8 | 86,3 | 97,2 | 108,6 | 76,3 | 88,5 | 80,1 | 76,4 | X |
| Q. 3 | 77,9 | 94,5 | 100,4 | 70,3 | 87,4 | 100,9 | 69,1 | 79,9 | 74,7 | 80,8 | X |
| Q. 4 | 90,2 | 103,3 | 88,6 | 90,6 | 94,7 | 128,8 | 86,4 | 89,6 | 88,5 | 88,4 | X |
| 1976 Q. 1 | 97,7 | 104,0 | 98,0 | 99,7 | 96,8 | 110,0 | 101,9 | 98,8 | 94,8 | 98,0 | X |
| Q. 2 | 99,8 | 84,0 | 99,9 | 105,8 | 98,2 | 94,1 | 103,5 | 101,2 | 101,2 | 94,1 | X |
| Q. 3 | 96,6 | 100,6 | 106,3 | 92,7 | 108,6 | 98,6 | 92,8 | 95,6 | 95,6 | 101,3 | X |
| Q. 4 | 106,0 | 111,4 | 95,8 | 101,9 | 96,4 | 97,3 | 101,8 | 104,4 | 108,4 | 106,7 | X |
| 1977 Q. 1 | 106,7 | 111,4 | 97,2 | 104,0 | 86,9 | 114,0 | 111,6 | 102,3 | 107,9 | 111,7 | X |
| Q. 2 | 105,5 | 118,7 | 108,6 | 100,8 | 94,7 | 118,4 | 106,8 | 102,8 | 106,5 | 101,6 | X |
| Q. 3 | 96,8 | 117,6 | 118,6 | 78,2 | 93,7 | 144,3 | 92,1 | 89,8 | 95,8 | 108,6 | X |
| Q. 4 | 109,7 | 122,2 | 110,9 | 92,8 | 118,7 | 118,2 | 101,0 | 97,2 | 116,0 | 111,3 | X |
| 1978 Q. 1 | 107,9 | 111,6 | 102,5 | 95,2 | 124,5 | 110,9 | 109,6 | 101,0 | 107,6 | 110,6 | X |
| Q. 2 | 113,3 | 124,3 | 134,2 | 100,3 | 127,3 | 117,2 | 111,0 | 106,4 | 114,6 | 111,8 | X |
| Q. 3 | 103,3 | 119,4 | 134,5 | 89,4 | 126,5 | 114,5 | 95,9 | 94,2 | 102,0 | 116,4 | X |
| Q. 4 | 120,8 | 126,0 | 129,8 | 104,7 | 136,6 | 121,3 | 115,6 | 109,3 | 126,7 | 120,4 | X |
| 1979 Q. 1 | 123,4 | 140,3 | 121,3 | 114,5 | 136,0 | 135,8 | 129,3 | 111,0 | 124,5 | 128,2 | X |
| Q. 2 | 131,0 | 138,6 | 164,4 | 127,2 | 147,3 | 130,6 | 141,2 | 119,1 | 134,2 | 119,8 | X |
| Q. 3 | 123,2 | 126,4 | 176,0 | 107,7 | 155,2 | 139,3 | 137,1 | 115,6 | 116,8 | 132,4 | X |
| Q. 4 | | | | | | | | | | | |

Index of Volume

| | | | | | | | | | | | |
|-----------|-------|-------|-------|-------|-------|-------|-------|-------|-------|-------|---|
| 1974 | 99,3 | 95,0 | 71,7 | 97,9 | 144,3 | 95,8 | 102,3 | 103,9 | 95,7 | 88,2 | X |
| 1975 | 85,4 | 97,4 | 85,1 | 86,3 | 104,3 | 98,6 | 79,2 | 85,3 | 83,4 | 84,0 | X |
| 1976 | 100 | 100 | 100 | 100 | 100 | 100 | 100 | 100 | 100 | 100 | X |
| 1977 | 103,6 | 118,1 | 109,9 | 96,7 | 105,5 | 108,6 | 105,2 | 98,4 | 103,8 | 102,5 | X |
| 1978 | 110,2 | 121,9 | 127,9 | 103,7 | 142,9 | 116,5 | 116,1 | 104,0 | 107,1 | 108,3 | X |
| 1975 Q. 1 | 81,5 | 95,4 | 67,2 | 80,8 | 121,5 | 97,7 | 79,3 | 83,1 | 75,7 | 81,2 | X |
| Q. 2 | 85,9 | 93,7 | 78,1 | 91,0 | 103,1 | 88,2 | 76,8 | 87,0 | 85,9 | 80,4 | X |
| Q. 3 | 80,6 | 95,8 | 104,2 | 76,3 | 92,8 | 91,8 | 70,8 | 80,1 | 79,2 | 82,8 | X |
| Q. 4 | 93,5 | 104,8 | 90,6 | 97,2 | 99,9 | 116,8 | 89,9 | 90,8 | 93,0 | 91,4 | X |
| 1976 Q. 1 | 99,3 | 103,3 | 96,8 | 102,4 | 98,0 | 108,7 | 101,2 | 100,6 | 97,5 | 98,9 | X |
| Q. 2 | 99,9 | 84,0 | 99,3 | 105,3 | 98,1 | 96,5 | 103,7 | 102,2 | 100,7 | 95,3 | X |
| Q. 3 | 95,6 | 99,6 | 108,2 | 90,4 | 107,1 | 99,3 | 92,9 | 94,4 | 94,5 | 100,2 | X |
| Q. 4 | 105,2 | 113,1 | 95,8 | 101,9 | 96,8 | 95,5 | 102,1 | 102,8 | 107,4 | 105,5 | X |
| 1977 Q. 1 | 105,5 | 114,7 | 97,4 | 102,9 | 88,0 | 105,6 | 112,3 | 101,8 | 106,0 | 106,4 | X |
| Q. 2 | 103,6 | 114,8 | 108,0 | 101,4 | 99,5 | 95,9 | 108,0 | 102,6 | 103,3 | 96,9 | X |
| Q. 3 | 95,8 | 116,8 | 118,5 | 81,7 | 102,3 | 119,6 | 94,9 | 90,7 | 93,3 | 102,2 | X |
| Q. 4 | 109,5 | 125,9 | 115,6 | 100,7 | 132,4 | 113,2 | 105,8 | 98,6 | 112,7 | 104,7 | X |
| 1978 Q. 1 | 108,2 | 111,1 | 108,6 | 101,7 | 135,2 | 116,2 | 116,1 | 103,9 | 105,4 | 107,7 | X |
| Q. 2 | 112,6 | 124,5 | 133,7 | 108,6 | 142,2 | 113,0 | 119,6 | 107,8 | 109,6 | 104,4 | X |
| Q. 3 | 101,4 | 120,1 | 136,3 | 95,0 | 145,1 | 111,6 | 102,6 | 94,1 | 95,9 | 107,1 | X |
| Q. 4 | 118,8 | 131,7 | 133,0 | 109,4 | 149,3 | 125,1 | 126,0 | 110,2 | 117,6 | 113,8 | X |
| 1979 Q. 1 | 120,3 | 146,6 | 123,4 | 112,4 | 144,0 | 140,6 | 135,3 | 110,4 | 117,1 | 116,2 | X |
| Q. 2 | 124,8 | 138,7 | 163,4 | 118,9 | 152,4 | 129,1 | 137,9 | 116,5 | 124,0 | 111,2 | X |
| Q. 3 | 116,7 | 124,1 | 182,6 | 100,9 | 154,6 | 138,1 | 125,3 | 110,7 | 111,5 | 119,5 | X |
| Q. 4 | | | | | | | | | | | |

Index of Average Value

| | | | | | | | | | | | |
|-----------|-------|-------|-------|-------|-------|-------|-------|-------|-------|-------|---|
| 1974 | 88,9 | 87,9 | 89,9 | 105,7 | 77,1 | 143,1 | 94,3 | 95,6 | 82,8 | 89,0 | X |
| 1975 | 96,4 | 96,8 | 95,4 | 94,7 | 94,0 | 124,5 | 98,3 | 100,5 | 93,5 | 95,9 | X |
| 1976 | 100 | 100 | 100 | 100 | 100 | 100 | 100 | 100 | 100 | 100 | X |
| 1977 | 101,0 | 99,5 | 99,0 | 97,2 | 93,3 | 114,0 | 97,8 | 99,6 | 102,7 | 105,6 | X |
| 1978 | 101,0 | 98,7 | 98,0 | 94,0 | 90,1 | 99,6 | 93,1 | 98,8 | 105,2 | 107,3 | X |
| 1975 Q. 1 | 96,0 | 94,4 | 90,1 | 98,6 | 93,0 | 156,6 | 100,2 | 102,2 | 90,7 | 94,2 | X |
| Q. 2 | 96,5 | 95,4 | 95,8 | 94,8 | 94,2 | 123,1 | 99,4 | 101,7 | 93,3 | 95,0 | X |
| Q. 3 | 96,6 | 98,6 | 96,3 | 92,2 | 94,2 | 110,0 | 97,6 | 99,7 | 94,3 | 97,5 | X |
| Q. 4 | 96,5 | 98,5 | 97,8 | 93,3 | 94,9 | 110,3 | 96,1 | 98,7 | 95,1 | 96,7 | X |
| 1976 Q. 1 | 98,4 | 100,7 | 101,3 | 97,3 | 98,8 | 101,2 | 100,7 | 98,2 | 97,2 | 99,0 | X |
| Q. 2 | 99,9 | 100,0 | 100,7 | 100,4 | 100,1 | 97,5 | 99,8 | 99,1 | 100,6 | 98,7 | X |
| Q. 3 | 101,0 | 100,9 | 98,2 | 102,5 | 101,4 | 99,3 | 99,9 | 101,2 | 101,2 | 101,1 | X |
| Q. 4 | 100,7 | 98,5 | 100,0 | 100,0 | 99,6 | 101,9 | 99,7 | 101,5 | 100,9 | 101,1 | X |
| 1977 Q. 1 | 101,1 | 97,1 | 99,8 | 101,1 | 98,8 | 108,0 | 99,4 | 100,5 | 101,8 | 105,0 | X |
| Q. 2 | 101,8 | 103,4 | 100,5 | 99,4 | 95,2 | 123,4 | 99,0 | 100,2 | 103,2 | 104,8 | X |
| Q. 3 | 101,0 | 100,7 | 100,1 | 95,7 | 91,6 | 120,7 | 97,0 | 99,1 | 102,7 | 106,3 | X |
| Q. 4 | 100,2 | 97,0 | 95,9 | 92,2 | 89,6 | 104,4 | 95,5 | 98,5 | 102,9 | 106,3 | X |
| 1978 Q. 1 | 99,7 | 100,4 | 94,4 | 93,6 | 92,1 | 95,4 | 94,5 | 97,2 | 102,1 | 107,8 | X |
| Q. 2 | 100,6 | 99,8 | 100,4 | 92,4 | 89,6 | 103,8 | 92,8 | 98,7 | 104,5 | 107,1 | X |
| Q. 3 | 101,8 | 99,4 | 98,7 | 94,1 | 87,2 | 102,7 | 93,5 | 100,1 | 106,4 | 108,6 | X |
| Q. 4 | 101,7 | 95,6 | 97,6 | 95,7 | 91,5 | 97,0 | 91,8 | 99,2 | 107,7 | 105,8 | X |
| 1979 Q. 1 | 102,6 | 95,7 | 98,3 | 101,9 | 94,4 | 96,5 | 95,6 | 100,6 | 106,3 | 110,4 | X |
| Q. 2 | 105,0 | 99,9 | 100,7 | 107,0 | 96,7 | 101,1 | 102,4 | 102,2 | 108,3 | 107,7 | X |
| Q. 3 | 105,5 | 101,9 | 96,4 | 106,7 | 100,4 | 100,9 | 109,5 | 104,5 | 104,8 | 110,8 | X |
| Q. 4 | | | | | | | | | | | |

See footnote on page 12.

2 Index of Current Value, Volume and Average Value
of Imports and Exports (Special Trade) by Sections of the SITC — Rev. II

1976 = 100

2.3 Other Countries

| Year Quarter | Imports | | | | | | | | | | |
|-----------------|---------|-----------------------|-----------------------|---------------------------|--------------------------------|------------------------------------|-----------|---|-----------------------------------|-------------------------------------|--|
| | Total | Section | | | | | | | | | |
| | | 0 | 1 | 2 | 3 | 4 | 5 | 6 | 7 | 8 | 9 |
| | | Food and live animals | Beverages and tobacco | Crude materials, inedible | Mineral fuels, lubricants etc. | Animal and vegetable oils and fats | Chemicals | Manufactured goods classified chiefly by material | Machinery and transport equipment | Miscellaneous manufactured articles | Commodities and transactions not classified acc. to kind ¹⁾ |

Index of Current Value

| | | | | | | | | | | | |
|-----------|-------|-------|-------|-------|-------|-------|-------|-------|-------|-------|---|
| 1974 | 81,3 | 75,6 | 53,4 | 95,0 | 91,7 | 182,9 | 75,9 | 82,2 | 68,6 | 65,7 | X |
| 1975 | 80,9 | 80,5 | 85,1 | 85,4 | 81,5 | 120,9 | 75,8 | 79,5 | 80,2 | 79,3 | X |
| 1976 | 100 | 100 | 100 | 100 | 100 | 100 | 100 | 100 | 100 | 100 | X |
| 1977 | 105,9 | 121,8 | 101,5 | 99,2 | 97,7 | 129,7 | 113,7 | 107,0 | 115,9 | 110,2 | X |
| 1978 | 107,7 | 109,8 | 113,5 | 91,0 | 92,2 | 120,7 | 130,9 | 110,4 | 136,7 | 122,3 | X |
| 1975 Q. 1 | 74,7 | 78,5 | 83,5 | 85,0 | 70,2 | 128,4 | 69,9 | 77,5 | 70,1 | 73,3 | X |
| Q. 2 | 79,8 | 76,8 | 86,2 | 89,0 | 78,1 | 136,4 | 73,5 | 81,9 | 80,8 | 75,1 | X |
| Q. 3 | 78,8 | 73,5 | 80,0 | 80,2 | 80,7 | 106,4 | 76,7 | 76,9 | 77,3 | 80,9 | X |
| Q. 4 | 90,1 | 93,2 | 90,8 | 87,5 | 96,8 | 112,4 | 83,3 | 81,6 | 92,8 | 87,9 | X |
| 1976 Q. 1 | 92,2 | 88,7 | 110,0 | 90,4 | 91,6 | 95,9 | 88,4 | 89,9 | 89,5 | 95,9 | X |
| Q. 2 | 96,5 | 85,6 | 91,0 | 97,1 | 96,4 | 99,0 | 99,5 | 101,5 | 96,8 | 96,9 | X |
| Q. 3 | 101,0 | 95,1 | 91,7 | 103,8 | 108,7 | 102,7 | 105,2 | 102,3 | 95,3 | 103,5 | X |
| Q. 4 | 110,4 | 130,6 | 107,3 | 108,7 | 105,2 | 102,5 | 106,9 | 106,3 | 118,4 | 104,7 | X |
| 1977 Q. 1 | 104,6 | 123,9 | 104,5 | 99,6 | 96,1 | 113,9 | 114,2 | 110,6 | 104,5 | 114,7 | X |
| Q. 2 | 104,2 | 125,0 | 97,0 | 103,7 | 93,7 | 153,9 | 106,0 | 108,1 | 116,6 | 98,7 | X |
| Q. 3 | 104,2 | 111,6 | 91,6 | 96,4 | 97,4 | 136,7 | 110,3 | 104,4 | 115,1 | 114,1 | X |
| Q. 4 | 110,4 | 126,8 | 112,9 | 96,9 | 103,5 | 114,2 | 124,1 | 104,7 | 127,2 | 113,4 | X |
| 1978 Q. 1 | 103,0 | 113,1 | 108,9 | 89,9 | 90,6 | 111,6 | 129,0 | 107,3 | 115,4 | 116,9 | X |
| Q. 2 | 107,2 | 111,6 | 106,6 | 93,9 | 87,4 | 104,7 | 126,2 | 115,4 | 144,2 | 113,0 | X |
| Q. 3 | 104,5 | 101,0 | 112,8 | 86,3 | 93,7 | 130,5 | 117,0 | 104,2 | 127,6 | 129,8 | X |
| Q. 4 | 116,0 | 113,4 | 126,6 | 93,7 | 97,1 | 135,8 | 151,6 | 114,5 | 159,6 | 129,6 | X |
| 1979 Q. 1 | 115,6 | 108,1 | 116,5 | 94,4 | 97,1 | 125,7 | 156,7 | 123,6 | 147,5 | 137,7 | X |
| Q. 2 | 125,9 | 107,2 | 113,7 | 105,2 | 123,7 | 163,2 | 157,7 | 134,9 | 149,6 | 131,8 | X |
| Q. 3 | 133,3 | 107,2 | 111,5 | 108,9 | 146,5 | 138,6 | 149,6 | 130,2 | 145,5 | 152,8 | X |
| Q. 4 | | | | | | | | | | | |

Index of Volume

| | | | | | | | | | | | |
|-----------|-------|-------|-------|-------|-------|-------|-------|-------|-------|-------|---|
| 1974 | 86,1 | 82,2 | 61,1 | 96,3 | 99,8 | 119,9 | 81,3 | 80,4 | 80,9 | 71,3 | X |
| 1975 | 85,9 | 90,8 | 91,8 | 89,1 | 88,5 | 104,9 | 79,6 | 81,7 | 85,9 | 84,6 | X |
| 1976 | 100 | 100 | 100 | 100 | 100 | 100 | 100 | 100 | 100 | 100 | X |
| 1977 | 103,3 | 102,9 | 100,5 | 95,8 | 98,2 | 111,3 | 117,7 | 106,9 | 116,8 | 107,4 | X |
| 1978 | 110,5 | 105,7 | 112,8 | 102,6 | 99,6 | 116,6 | 136,2 | 112,6 | 136,1 | 119,6 | X |
| 1975 Q. 1 | 79,6 | 87,5 | 89,1 | 86,7 | 78,9 | 88,9 | 71,1 | 78,7 | 77,6 | 80,0 | X |
| Q. 2 | 86,9 | 86,9 | 94,7 | 94,3 | 90,3 | 117,4 | 77,9 | 84,5 | 88,7 | 80,5 | X |
| Q. 3 | 84,7 | 85,3 | 85,0 | 84,0 | 88,3 | 106,1 | 79,4 | 79,4 | 85,2 | 86,9 | X |
| Q. 4 | 92,5 | 103,5 | 96,3 | 91,2 | 96,6 | 107,0 | 89,9 | 84,3 | 92,2 | 91,0 | X |
| 1976 Q. 1 | 93,6 | 94,5 | 111,2 | 94,3 | 89,4 | 96,8 | 90,1 | 93,7 | 89,9 | 96,7 | X |
| Q. 2 | 96,9 | 87,3 | 91,8 | 98,9 | 95,4 | 101,4 | 100,1 | 102,2 | 97,5 | 96,2 | X |
| Q. 3 | 99,7 | 93,4 | 90,6 | 100,6 | 106,1 | 103,8 | 103,0 | 99,8 | 94,9 | 103,1 | X |
| Q. 4 | 109,8 | 124,7 | 106,5 | 106,2 | 109,1 | 97,9 | 106,8 | 104,3 | 117,7 | 104,0 | X |
| 1977 Q. 1 | 101,0 | 107,5 | 105,0 | 94,3 | 94,6 | 103,2 | 114,6 | 109,3 | 105,2 | 110,7 | X |
| Q. 2 | 99,7 | 100,2 | 96,7 | 95,6 | 93,1 | 128,6 | 110,8 | 106,5 | 117,2 | 95,3 | X |
| Q. 3 | 101,9 | 92,5 | 91,1 | 93,3 | 98,0 | 111,0 | 117,9 | 105,1 | 115,4 | 112,4 | X |
| Q. 4 | 110,4 | 111,3 | 109,0 | 100,1 | 107,1 | 102,6 | 127,4 | 106,6 | 129,4 | 111,4 | X |
| 1978 Q. 1 | 104,8 | 102,1 | 108,9 | 98,0 | 95,8 | 115,8 | 135,2 | 110,6 | 116,8 | 113,9 | X |
| Q. 2 | 109,5 | 102,7 | 106,4 | 105,3 | 93,1 | 105,9 | 131,6 | 118,9 | 142,5 | 111,5 | X |
| Q. 3 | 107,0 | 101,6 | 113,3 | 97,5 | 101,6 | 116,8 | 119,5 | 105,6 | 124,6 | 125,6 | X |
| Q. 4 | 120,9 | 116,3 | 122,7 | 109,8 | 108,1 | 128,1 | 158,6 | 115,4 | 160,3 | 127,2 | X |
| 1979 Q. 1 | 117,5 | 111,5 | 126,7 | 104,1 | 100,0 | 116,4 | 160,6 | 122,8 | 151,0 | 132,7 | X |
| Q. 2 | 119,6 | 105,8 | 123,4 | 110,6 | 105,7 | 140,3 | 157,0 | 129,1 | 151,2 | 123,7 | X |
| Q. 3 | 120,8 | 105,7 | 120,6 | 112,4 | 107,0 | 112,6 | 147,9 | 123,4 | 147,5 | 146,1 | X |
| Q. 4 | | | | | | | | | | | |

Index of Average Value

| | | | | | | | | | | | |
|-----------|-------|-------|-------|-------|-------|-------|-------|-------|-------|-------|---|
| 1974 | 94,4 | 91,9 | 87,4 | 98,7 | 91,9 | 152,5 | 93,4 | 102,2 | 84,8 | 92,1 | X |
| 1975 | 94,1 | 88,6 | 92,8 | 95,9 | 92,0 | 115,3 | 95,3 | 97,2 | 93,4 | 93,8 | X |
| 1976 | 100 | 100 | 100 | 100 | 100 | 100 | 100 | 100 | 100 | 100 | X |
| 1977 | 102,5 | 118,5 | 101,0 | 103,5 | 99,5 | 116,5 | 96,6 | 100,1 | 99,2 | 102,6 | X |
| 1978 | 97,4 | 103,9 | 100,6 | 88,6 | 92,5 | 103,4 | 96,1 | 98,0 | 100,5 | 102,3 | X |
| 1975 Q. 1 | 93,8 | 89,8 | 93,7 | 98,1 | 89,0 | 144,4 | 98,3 | 98,5 | 90,3 | 91,6 | X |
| Q. 2 | 91,9 | 88,4 | 91,0 | 94,4 | 86,5 | 116,2 | 94,3 | 96,9 | 91,0 | 93,3 | X |
| Q. 3 | 93,1 | 86,1 | 94,2 | 95,4 | 91,5 | 100,3 | 96,5 | 96,8 | 90,8 | 93,1 | X |
| Q. 4 | 97,4 | 90,0 | 92,4 | 95,9 | 100,2 | 105,0 | 92,6 | 96,8 | 100,6 | 96,7 | X |
| 1976 Q. 1 | 98,4 | 93,8 | 98,9 | 95,9 | 102,5 | 99,0 | 98,1 | 96,0 | 99,6 | 99,2 | X |
| Q. 2 | 99,6 | 98,0 | 99,1 | 98,2 | 101,1 | 97,6 | 99,5 | 99,3 | 99,3 | 99,6 | X |
| Q. 3 | 101,3 | 101,8 | 101,3 | 103,2 | 100,6 | 98,9 | 102,1 | 102,5 | 100,4 | 100,5 | X |
| Q. 4 | 100,5 | 104,7 | 100,7 | 102,4 | 96,5 | 104,7 | 100,1 | 101,9 | 100,6 | 100,7 | X |
| 1977 Q. 1 | 103,6 | 115,3 | 99,6 | 105,6 | 101,6 | 110,4 | 99,6 | 101,2 | 99,4 | 103,7 | X |
| Q. 2 | 104,5 | 124,8 | 100,3 | 108,5 | 100,7 | 119,6 | 95,7 | 101,5 | 99,5 | 103,6 | X |
| Q. 3 | 102,3 | 120,7 | 100,5 | 103,4 | 99,3 | 123,2 | 93,6 | 99,3 | 99,7 | 101,5 | X |
| Q. 4 | 100,0 | 114,0 | 103,5 | 96,8 | 96,7 | 111,3 | 97,5 | 98,2 | 98,3 | 101,8 | X |
| 1978 Q. 1 | 98,4 | 110,8 | 100,0 | 91,8 | 94,5 | 96,4 | 95,4 | 97,0 | 98,7 | 102,6 | X |
| Q. 2 | 97,9 | 108,6 | 99,2 | 89,2 | 93,9 | 98,9 | 95,9 | 97,0 | 101,2 | 101,4 | X |
| Q. 3 | 97,6 | 99,4 | 99,6 | 88,6 | 92,3 | 111,7 | 97,9 | 98,7 | 102,4 | 103,3 | X |
| Q. 4 | 96,0 | 97,5 | 103,2 | 85,3 | 89,8 | 106,0 | 95,6 | 99,3 | 99,6 | 101,9 | X |
| 1979 Q. 1 | 98,4 | 97,0 | 92,0 | 90,7 | 97,1 | 108,0 | 97,6 | 100,7 | 97,7 | 103,8 | X |
| Q. 2 | 105,3 | 101,3 | 92,2 | 95,1 | 117,1 | 116,3 | 100,5 | 104,5 | 98,9 | 106,6 | X |
| Q. 3 | 110,3 | 101,4 | 92,4 | 96,8 | 136,9 | 123,1 | 101,1 | 105,5 | 98,6 | 104,6 | X |
| Q. 4 | | | | | | | | | | | |

See footnote on page 12.

2 Index of Current Value, Volume and Average Value
of Imports and Exports (Special Trade) by Sections of the SITC — Rev. II
1976 = 100

2.3 Other Countries

| Year Quarter | Exports | | | | | | | | | | |
|-----------------|---------|-----------------------------|-----------------------------|---------------------------------|---|---|-----------|---|--|---|--|
| | Total | Section | | | | | | | | | |
| | | 0 | 1 | 2 | 3 | 4 | 5 | 6 | 7 | 8 | 9 |
| | | Food and live animals | Beverages and tobacco | Crude materials, inedible | Mineral fuels, lubricants etc. | Animal and vegetable oils and fats | Chemicals | Manufactured goods classified chiefly by material | Machinery and transport equipment | Miscellaneous manufactured articles | Commodities and trans- actions not classified acc. to kind ¹⁾ |

Index of Current Value

| | | | | | | | | | | | |
|-----------|-------|-------|-------|-------|-------|-------|-------|-------|-------|-------|---|
| 1974 | 91,2 | 92,4 | 57,6 | 91,1 | 105,0 | 121,9 | 101,8 | 115,8 | 81,1 | 85,8 | X |
| 1975 | 89,7 | 79,4 | 71,8 | 74,8 | 85,9 | 112,7 | 84,4 | 101,2 | 88,5 | 84,5 | X |
| 1976 | 100 | 100 | 100 | 100 | 100 | 100 | 100 | 100 | 100 | 100 | X |
| 1977 | 108,2 | 121,6 | 139,0 | 97,0 | 97,5 | 136,1 | 106,0 | 106,4 | 108,1 | 111,6 | X |
| 1978 | 110,8 | 123,4 | 125,1 | 88,7 | 112,4 | 124,9 | 108,7 | 115,8 | 107,9 | 116,6 | X |
| 1975 Q. 1 | 85,3 | 79,0 | 53,1 | 74,8 | 97,4 | 124,4 | 86,0 | 107,5 | 79,4 | 75,0 | X |
| Q. 2 | 90,2 | 72,0 | 65,9 | 72,3 | 79,4 | 125,4 | 82,6 | 105,1 | 89,4 | 84,2 | X |
| Q. 3 | 86,6 | 71,4 | 88,5 | 70,8 | 76,7 | 91,3 | 79,5 | 94,7 | 86,5 | 86,1 | X |
| Q. 4 | 96,8 | 95,4 | 79,5 | 81,2 | 90,2 | 109,8 | 89,3 | 97,7 | 98,6 | 92,9 | X |
| 1976 Q. 1 | 91,7 | 97,0 | 82,0 | 89,2 | 80,7 | 101,5 | 95,0 | 99,7 | 92,3 | 87,9 | X |
| Q. 2 | 96,6 | 101,1 | 97,2 | 122,7 | 95,5 | 78,0 | 100,4 | 96,0 | 96,4 | 91,5 | X |
| Q. 3 | 101,6 | 99,9 | 103,6 | 88,9 | 120,0 | 95,7 | 104,0 | 104,2 | 98,5 | 107,6 | X |
| Q. 4 | 110,0 | 102,0 | 117,2 | 99,2 | 103,8 | 124,7 | 100,6 | 110,0 | 112,8 | 113,0 | X |
| 1977 Q. 1 | 101,4 | 120,8 | 135,5 | 97,1 | 85,4 | 112,0 | 105,1 | 98,5 | 101,3 | 103,8 | X |
| Q. 2 | 106,4 | 122,8 | 135,6 | 104,3 | 99,5 | 132,1 | 107,6 | 105,4 | 105,3 | 104,5 | X |
| Q. 3 | 106,1 | 112,6 | 166,7 | 91,0 | 101,4 | 173,3 | 106,6 | 106,8 | 102,8 | 115,1 | X |
| Q. 4 | 119,1 | 130,3 | 118,4 | 95,5 | 103,7 | 127,2 | 104,6 | 114,8 | 123,1 | 122,9 | X |
| 1978 Q. 1 | 103,4 | 118,6 | 107,9 | 85,2 | 96,0 | 117,1 | 103,1 | 103,3 | 102,7 | 109,1 | X |
| Q. 2 | 111,4 | 139,8 | 139,3 | 93,1 | 116,4 | 139,2 | 112,1 | 116,8 | 107,3 | 113,6 | X |
| Q. 3 | 108,8 | 114,9 | 132,9 | 83,6 | 119,5 | 125,3 | 110,8 | 117,1 | 102,6 | 119,7 | X |
| Q. 4 | 119,6 | 120,2 | 120,4 | 93,0 | 117,7 | 118,0 | 108,6 | 126,1 | 118,9 | 123,9 | X |
| 1979 Q. 1 | 109,5 | 144,2 | 97,2 | 93,5 | 120,2 | 122,3 | 118,2 | 113,3 | 103,3 | 120,4 | X |
| Q. 2 | 115,7 | 137,6 | 145,0 | 108,4 | 128,1 | 110,8 | 125,1 | 124,2 | 107,6 | 117,0 | X |
| Q. 3 | 115,5 | 133,3 | 140,1 | 107,6 | 142,7 | 134,1 | 132,3 | 130,0 | 102,3 | 129,3 | X |
| Q. 4 | | | | | | | | | | | |

Index of Volume

| | | | | | | | | | | | |
|-----------|-------|-------|-------|-------|-------|-------|-------|-------|-------|-------|---|
| 1974 | 103,3 | 98,4 | 59,4 | 91,0 | 129,7 | 86,4 | 107,2 | 118,5 | 98,7 | 97,5 | X |
| 1975 | 93,5 | 82,7 | 75,0 | 77,8 | 90,0 | 91,7 | 85,6 | 97,4 | 95,8 | 87,8 | X |
| 1976 | 100 | 100 | 100 | 100 | 100 | 100 | 100 | 100 | 100 | 100 | X |
| 1977 | 106,9 | 128,7 | 133,2 | 96,9 | 102,8 | 119,9 | 108,2 | 111,3 | 104,0 | 106,7 | X |
| 1978 | 109,4 | 140,5 | 130,3 | 93,4 | 133,3 | 130,8 | 116,6 | 122,7 | 106,6 | 110,6 | X |
| 1975 Q. 1 | 89,7 | 78,2 | 55,8 | 76,7 | 101,8 | 83,9 | 87,1 | 101,5 | 88,7 | 79,5 | X |
| Q. 2 | 94,2 | 73,9 | 69,9 | 76,9 | 84,8 | 93,4 | 82,6 | 100,6 | 97,5 | 88,2 | X |
| Q. 3 | 90,1 | 80,5 | 92,1 | 73,5 | 81,7 | 85,6 | 82,2 | 91,1 | 92,5 | 89,1 | X |
| Q. 4 | 100,1 | 98,3 | 82,1 | 84,2 | 91,6 | 103,7 | 90,4 | 96,6 | 104,3 | 94,4 | X |
| 1976 Q. 1 | 93,5 | 98,1 | 83,8 | 89,6 | 81,9 | 103,3 | 95,4 | 91,2 | 94,8 | 88,4 | X |
| Q. 2 | 98,1 | 103,6 | 99,9 | 123,1 | 95,2 | 81,5 | 100,5 | 97,4 | 98,2 | 93,8 | X |
| Q. 3 | 100,4 | 98,8 | 102,8 | 88,5 | 118,5 | 95,6 | 103,8 | 103,1 | 97,0 | 106,5 | X |
| Q. 4 | 107,9 | 99,8 | 113,3 | 98,8 | 104,5 | 119,7 | 100,3 | 108,3 | 109,9 | 111,3 | X |
| 1977 Q. 1 | 99,4 | 119,9 | 131,1 | 93,7 | 85,8 | 105,4 | 105,9 | 101,1 | 97,3 | 99,9 | X |
| Q. 2 | 105,0 | 127,3 | 135,9 | 101,8 | 102,8 | 112,8 | 109,3 | 106,8 | 102,4 | 100,4 | X |
| Q. 3 | 105,9 | 122,0 | 153,5 | 94,7 | 109,5 | 143,5 | 109,0 | 115,5 | 99,1 | 110,5 | X |
| Q. 4 | 117,4 | 145,8 | 112,2 | 97,2 | 112,9 | 118,1 | 108,6 | 121,8 | 117,0 | 116,1 | X |
| 1978 Q. 1 | 102,4 | 129,6 | 116,5 | 87,1 | 108,0 | 123,9 | 110,2 | 110,5 | 96,9 | 102,4 | X |
| Q. 2 | 110,6 | 157,7 | 140,4 | 99,0 | 142,6 | 149,4 | 119,8 | 125,5 | 100,1 | 108,9 | X |
| Q. 3 | 108,0 | 129,3 | 138,2 | 90,1 | 143,1 | 127,6 | 119,0 | 123,4 | 96,7 | 114,0 | X |
| Q. 4 | 116,5 | 145,2 | 125,9 | 97,4 | 139,4 | 122,2 | 117,6 | 131,2 | 108,9 | 117,1 | X |
| 1979 Q. 1 | 107,1 | 186,6 | 101,7 | 88,9 | 134,2 | 134,9 | 126,0 | 115,0 | 96,1 | 110,6 | X |
| Q. 2 | 114,1 | 184,7 | 155,1 | 102,5 | 134,5 | 110,4 | 129,1 | 124,6 | 103,1 | 111,3 | X |
| Q. 3 | 111,4 | 178,3 | 148,8 | 97,2 | 136,1 | 134,1 | 128,7 | 128,5 | 96,5 | 121,2 | X |
| Q. 4 | | | | | | | | | | | |

Index of Average Value

| | | | | | | | | | | | |
|-----------|-------|-------|-------|-------|-------|-------|-------|-------|-------|-------|---|
| 1974 | 88,3 | 93,9 | 96,9 | 100,1 | 81,0 | 141,0 | 94,9 | 97,7 | 82,1 | 88,0 | X |
| 1975 | 95,9 | 96,0 | 95,7 | 96,1 | 95,5 | 123,0 | 98,6 | 103,9 | 92,4 | 96,3 | X |
| 1976 | 100 | 100 | 100 | 100 | 100 | 100 | 100 | 100 | 100 | 100 | X |
| 1977 | 101,2 | 94,5 | 104,4 | 100,1 | 94,9 | 113,5 | 97,9 | 95,5 | 104,0 | 104,5 | X |
| 1978 | 101,3 | 87,8 | 96,0 | 95,0 | 84,3 | 95,5 | 93,2 | 94,4 | 107,2 | 105,4 | X |
| 1975 Q. 1 | 95,2 | 101,0 | 95,2 | 97,5 | 95,7 | 148,2 | 98,8 | 105,9 | 89,5 | 94,4 | X |
| Q. 2 | 95,7 | 97,4 | 94,3 | 94,1 | 93,7 | 134,2 | 100,0 | 104,5 | 91,6 | 95,5 | X |
| Q. 3 | 96,1 | 88,8 | 96,1 | 96,4 | 93,9 | 106,7 | 96,8 | 103,9 | 93,4 | 96,6 | X |
| Q. 4 | 96,7 | 97,0 | 96,8 | 96,4 | 98,5 | 105,8 | 98,7 | 101,2 | 94,6 | 98,4 | X |
| 1976 Q. 1 | 98,0 | 98,9 | 97,8 | 99,5 | 98,5 | 98,3 | 99,6 | 98,5 | 97,3 | 99,4 | X |
| Q. 2 | 98,5 | 97,5 | 97,3 | 99,7 | 100,2 | 95,8 | 99,9 | 98,6 | 98,1 | 97,5 | X |
| Q. 3 | 101,2 | 101,1 | 100,7 | 100,4 | 101,3 | 100,2 | 100,3 | 101,1 | 101,6 | 101,1 | X |
| Q. 4 | 101,9 | 102,2 | 103,4 | 100,4 | 99,3 | 104,2 | 100,3 | 101,6 | 102,6 | 101,5 | X |
| 1977 Q. 1 | 102,0 | 100,7 | 103,3 | 103,7 | 99,6 | 106,3 | 99,3 | 97,4 | 104,1 | 103,9 | X |
| Q. 2 | 101,3 | 96,5 | 99,8 | 102,4 | 96,7 | 117,1 | 98,4 | 98,6 | 102,8 | 104,0 | X |
| Q. 3 | 100,2 | 92,3 | 108,6 | 96,1 | 92,6 | 120,8 | 97,9 | 92,4 | 103,7 | 104,1 | X |
| Q. 4 | 101,4 | 89,4 | 105,5 | 96,2 | 91,9 | 107,7 | 96,3 | 94,3 | 105,2 | 105,8 | X |
| 1978 Q. 1 | 100,9 | 91,5 | 92,6 | 97,8 | 88,9 | 94,5 | 93,5 | 93,5 | 106,0 | 106,5 | X |
| Q. 2 | 100,7 | 88,6 | 98,2 | 94,0 | 81,8 | 93,2 | 93,6 | 93,0 | 107,2 | 104,3 | X |
| Q. 3 | 100,7 | 88,9 | 96,2 | 92,8 | 83,5 | 98,2 | 93,1 | 94,9 | 106,1 | 105,0 | X |
| Q. 4 | 102,6 | 82,8 | 95,6 | 95,6 | 84,5 | 96,6 | 92,4 | 96,1 | 109,2 | 105,9 | X |
| 1979 Q. 1 | 102,2 | 77,3 | 95,6 | 105,1 | 89,6 | 90,7 | 93,8 | 98,5 | 107,5 | 108,9 | X |
| Q. 2 | 101,4 | 74,5 | 93,5 | 105,8 | 95,3 | 100,3 | 96,9 | 99,7 | 104,4 | 105,2 | X |
| Q. 3 | 103,8 | 74,8 | 94,1 | 110,8 | 104,9 | 100,0 | 102,8 | 101,2 | 106,1 | 106,7 | X |
| Q. 4 | | | | | | | | | | | |

See footnote on page 12.

3 Imports and Exports (Special Trade) by Sections and Divisions of the SITC - Rev. II

3.1 Imports

| Section and Division | Description | 1979 | | | | | |
|----------------------|---|--------------------|----------------------|----------------------|------------------------|----------------------|------------------------|
| | | July/Sept. | Jan./Sept. | July/Sept. | Jan./Sept. | July/Sept. | Jan./Sept. |
| | | dt = 100 kg | | 1 000 DM | | 1 000 \$ | |
| 0 | Food and live animals chiefly for food | 62 847 423 | 197 373 216 | 7 487 199 | 22 460 089 | 4 121 224 | 12 103 350 |
| 00 | Live animals chiefly for food | 586 587 | 1 512 374 | 189 689 | 489 364 | 104 521 | 264 203 |
| 01 | Meat and meat preparations | 2 629 066 | 7 143 500 | 1 169 250 | 3 152 218 | 643 870 | 1 701 319 |
| 02 | Dairy products and birds' eggs | 2 170 535 | 6 244 030 | 731 388 | 2 032 527 | 402 516 | 1 096 419 |
| 03 | Fish, crustaceans and molluscs, and preparations thereof | 754 724 | 2 476 379 | 267 377 | 850 586 | 147 126 | 458 380 |
| 04 | Cereals and cereal preparations | 14 809 454 | 41 308 216 | 670 347 | 2 015 802 | 369 038 | 1 087 185 |
| 05 | Vegetables and fruit | 21 560 316 | 73 496 058 | 2 248 245 | 7 398 078 | 1 237 066 | 3 979 957 |
| 06 | Sugar, sugar preparations and honey | 2 456 321 | 7 131 964 | 178 518 | 507 509 | 98 353 | 273 809 |
| 07 | Coffee, tea, cocoa, spices, and manufactures thereof | 1 974 051 | 6 038 656 | 1 334 054 | 3 772 174 | 734 523 | 2 034 849 |
| 08 | Feeding stuff for animals (not including unmilled cereals) | 15 464 168 | 50 665 538 | 590 617 | 1 905 178 | 324 936 | 1 025 909 |
| 09 | Miscellaneous edible products and preparations | 442 201 | 1 356 501 | 107 716 | 336 653 | 59 275 | 181 320 |
| 1 | Beverages and tobacco | 3 649 208 | 11 939 849 | 714 159 | 2 246 239 | 393 114 | 1 210 417 |
| 11 | Beverages | 3 203 577 | 10 654 882 | 430 400 | 1 423 048 | 236 983 | 766 412 |
| 12 | Tobacco and tobacco manufactures | 445 631 | 1 284 967 | 283 759 | 823 191 | 156 131 | 444 005 |
| 2 | Crude materials, inedible, except fuels | 295 109 829 | 788 617 868 | 5 745 381 | 16 735 838 | 3 162 279 | 9 020 243 |
| 21 | Hides, skins and furskins, raw | 234 004 | 733 532 | 213 498 | 931 120 | 117 639 | 500 990 |
| 22 | Oil seeds and oleaginous fruit | 13 317 185 | 37 246 289 | 767 656 | 2 081 850 | 422 380 | 1 123 116 |
| 23 | Crude rubber (including synthetic and reclaimed) | 1 130 223 | 3 608 200 | 273 290 | 789 647 | 150 395 | 425 769 |
| 24 | Cork and wood | 15 825 571 | 43 694 590 | 777 793 | 2 171 603 | 428 118 | 1 170 427 |
| 25 | Pulp and waste paper | 7 337 228 | 21 021 898 | 498 934 | 1 401 080 | 274 524 | 754 949 |
| 26 | Textile fibres and their wastes | 1 413 877 | 4 775 234 | 414 421 | 1 455 066 | 228 260 | 783 088 |
| 27 | Crude fertilizers and crude minerals | 91 906 850 | 218 703 885 | 476 709 | 1 232 521 | 262 562 | 665 156 |
| 28 | Metalliferous ores and metal scrap | 162 616 051 | 454 603 347 | 1 759 572 | 4 686 863 | 968 062 | 2 527 972 |
| 29 | Crude animal and vegetable materials, n. e. s. | 1 328 840 | 4 230 893 | 563 508 | 1 986 088 | 310 339 | 1 068 776 |
| 3 | Mineral fuels, lubricants and related materials | 483 408 502 | 1 464 168 422 | 15 613 441 | 40 199 657 | 8 596 088 | 21 700 763 |
| 32 | Coal, coke and briquettes | 25 457 128 | 71 975 268 | 237 350 | 638 162 | 130 492 | 343 837 |
| 33 | Petroleum, petroleum products and related materials | 377 922 266 | 1 110 651 964 | 13 872 196 | 34 541 105 | 7 636 902 | 18 649 103 |
| 34 | Gas, natural and manufactured | 80 029 108 | 281 541 190 | 1 329 967 | 4 531 217 | 732 953 | 2 443 859 |
| 35 | Electric energy, 1 000 kwh ¹⁾ | 3 191 341 | 6 979 234 | 173 928 | 489 173 | 95 741 | 263 964 |
| 4 | Animal and vegetable oils, fats and waxes | 2 980 241 | 8 821 793 | 395 282 | 1 110 008 | 212 008 | 598 070 |
| 41 | Animal oils and fats | 912 615 | 2 573 439 | 90 497 | 249 457 | 49 774 | 134 484 |
| 42 | Fixed vegetable oils and fats | 1 529 283 | 4 569 201 | 231 854 | 666 486 | 127 590 | 359 012 |
| 43 | Animal and vegetable oils and fats, processed, and waxes | 538 343 | 1 679 153 | 62 931 | 194 065 | 34 644 | 104 574 |
| 5 | Chemicals and related products, n. e. s. | 36 198 879 | 105 165 411 | 5 660 802 | 16 442 982 | 3 115 857 | 8 864 960 |
| 51 | Organic chemicals | 11 293 489 | 33 643 380 | 1 616 123 | 4 571 209 | 889 489 | 2 464 382 |
| 52 | Inorganic chemicals | 5 548 632 | 16 929 753 | 768 398 | 2 469 406 | 423 604 | 1 331 491 |
| 53 | Dyeing, tanning and colouring materials | 571 803 | 1 669 112 | 244 192 | 721 869 | 134 429 | 389 040 |
| 54 | Medicinal and pharmaceutical products | 92 103 | 282 427 | 503 388 | 1 565 938 | 276 981 | 843 805 |
| 55 | Essential oils and perfume materials; toilet, polishing and cleansing preparations | 487 431 | 1 539 542 | 258 241 | 783 293 | 142 201 | 422 211 |
| 56 | Fertilizers, manufactured | 9 043 206 | 24 124 834 | 214 391 | 601 210 | 118 048 | 324 200 |
| 57 | Explosives and pyrotechnic products | 25 680 | 56 291 | 18 968 | 44 377 | 10 438 | 23 983 |
| 58 | Artificial resins and plastic materials, and cellulose esters and ethers | 6 498 836 | 19 237 683 | 1 574 729 | 4 312 445 | 866 700 | 2 325 666 |
| 59 | Chemical materials and products, n. e. s. | 2 637 699 | 7 682 389 | 461 372 | 1 373 235 | 253 967 | 740 182 |
| 6 | Manufactured goods classified chiefly by material | 73 013 234 | 226 777 734 | 12 971 161 | 39 618 819 | 7 141 370 | 21 350 017 |
| 61 | Leather, leather manufactures, n. e. s. and dressed furskins | 124 926 | 394 018 | 435 469 | 1 319 033 | 239 714 | 710 573 |
| 62 | Rubber manufactures, n. e. s. | 1 000 645 | 3 029 318 | 554 627 | 1 662 280 | 305 552 | 896 056 |
| 63 | Cork and wood manufactures (excluding furniture) | 3 233 002 | 9 734 109 | 471 226 | 1 405 590 | 259 531 | 757 151 |
| 64 | Paper, paperboard, articles of paper pulp, or of paper etc. | 10 930 138 | 33 085 559 | 1 379 892 | 4 070 835 | 759 703 | 2 194 111 |
| 65 | Textile yarn, fabrics, made-up articles, n. e. s. | 2 461 062 | 7 897 085 | 2 794 496 | 8 719 909 | 1 538 675 | 4 699 432 |
| 66 | Non-metallic mineral manufactures, n. e. s. | 18 120 556 | 46 207 492 | 1 257 726 | 3 647 677 | 692 641 | 1 966 623 |
| 67 | Iron and steel | 30 073 377 | 104 682 980 | 2 739 503 | 8 980 369 | 1 507 828 | 4 836 855 |
| 68 | Non-ferrous metals | 4 601 255 | 14 395 406 | 2 092 575 | 6 138 970 | 1 151 909 | 3 308 972 |
| 69 | Manufactures of metal, n. e. s. | 2 468 273 | 7 351 767 | 1 245 647 | 3 674 176 | 685 817 | 1 980 244 |
| 7 | Machinery and transport equipment | 10 073 703 | 30 842 449 | 12 986 273 | 40 949 878 | 7 150 538 | 22 061 121 |
| 71 | Power generating machinery and equipment | 468 931 | 1 507 962 | 683 695 | 2 111 407 | 376 300 | 1 137 433 |
| 72 | Machinery specialized for particular industries | 1 094 314 | 3 451 050 | 1 150 051 | 3 597 069 | 632 929 | 1 936 921 |
| 73 | Metalworking machinery | 299 681 | 812 730 | 412 232 | 1 171 730 | 226 997 | 631 618 |
| 74 | General industrial machinery and equipment, n. e. s., parts | 1 337 555 | 4 045 490 | 1 615 253 | 4 799 012 | 889 227 | 2 586 367 |
| 75 | Office machines and automatic data processing equipment | 124 983 | 384 097 | 1 421 497 | 4 143 802 | 782 835 | 2 234 315 |
| 76 | Telecommunications and sound equipment | 287 713 | 860 918 | 1 013 233 | 2 999 652 | 558 365 | 1 618 601 |
| 77 | Electr. machinery, apparatus and appliances, n. e. s., parts | 1 471 197 | 4 422 797 | 2 308 144 | 6 897 808 | 1 270 814 | 3 718 372 |
| 78 | Road vehicles (including air cushion vehicles) | 3 917 999 | 13 280 496 | 3 380 768 | 11 599 894 | 1 862 153 | 6 244 169 |
| 79 | Other transport equipment | 1 071 330 | 2 076 909 | 1 001 400 | 3 629 504 | 550 918 | 1 953 325 |
| 8 | Miscellaneous manufactured articles | 4 419 354 | 13 135 425 | 8 991 904 | 25 047 598 | 4 950 015 | 13 517 805 |
| 81 | Sanitary, plumbing, heating, lighting fixtures, fittings | 500 085 | 1 507 564 | 200 447 | 588 205 | 110 412 | 317 121 |
| 82 | Furniture and parts thereof | 840 502 | 2 749 433 | 552 223 | 1 805 318 | 304 144 | 972 192 |
| 83 | Travel goods, handbags and similar containers | 71 097 | 224 451 | 181 223 | 512 451 | 99 675 | 276 511 |
| 84 | Articles of apparel and clothing accessories | 907 252 | 2 513 625 | 3 809 127 | 10 087 631 | 2 097 093 | 5 450 533 |
| 85 | Footwear | 373 232 | 1 097 551 | 966 074 | 2 553 929 | 531 482 | 1 379 782 |
| 87 | Professional, scientific and controlling instruments etc. | 88 473 | 253 856 | 723 473 | 2 125 771 | 398 180 | 1 145 921 |
| 88 | Photographic equipment, optical goods, watches, clocks | 195 421 | 566 615 | 870 541 | 2 508 559 | 479 265 | 1 352 076 |
| 89 | Miscellaneous manufactured articles, n. e. s. | 1 443 292 | 4 222 330 | 1 688 796 | 4 865 734 | 929 764 | 2 623 669 |
| 9 | Commodities and transactions not classified elsewhere of which gold (gold coins) | 2 097 332 783 | 6 285 813 2 056 | 2 336 356 943 401 | 6 273 856 2 052 760 | 1 286 257 519 567 | 3 384 437 1 110 675 |
| | Total | 973 797 705 | 2 853 127 980 | 72 891 958 | 211 084 964 | 40 128 750 | 113 811 183 |

1) See introduction, cipher 3

3 Imports and Exports (Special Trade) by Sections and Divisions of the SITC - Rev. II

3.2 Exports

| Section and Division | Description | 1979 | | | | | |
|----------------------|--|--------------------|----------------------|-------------------|--------------------|-------------------|--------------------|
| | | July/Sept. | Jan/Sept. | July/Sept. | Jan/Sept. | July/Sept. | Jan/Sept. |
| | | dt = 100 kg | | 1 000 DM | | 1 000 \$ | |
| 0 | Food and live animals chiefly for food | 22 738 860 | 74 967 413 | 2 914 473 | 9 264 092 | 1 603 759 | 4 990 857 |
| 00 | Live animals chiefly for food | 253 882 | 960 699 | 108 475 | 389 988 | 59 724 | 209 976 |
| 01 | Meat and meat preparations | 905 200 | 3 410 957 | 456 900 | 1 465 760 | 251 399 | 789 178 |
| 02 | Dairy products and birds' eggs | 5 745 382 | 18 943 856 | 819 487 | 2 735 267 | 450 800 | 1 473 556 |
| 03 | Fish, crustaceans and molluscs, and preparations thereof | 281 416 | 843 168 | 107 117 | 308 813 | 58 982 | 166 507 |
| 04 | Cereals and cereal preparations | 5 519 936 | 17 358 275 | 322 216 | 941 447 | 177 191 | 507 157 |
| 05 | Vegetables and fruit | 1 497 300 | 4 028 469 | 214 887 | 674 594 | 118 222 | 363 550 |
| 06 | Sugar, sugar preparations and honey | 1 650 992 | 5 944 579 | 135 484 | 458 523 | 74 563 | 246 643 |
| 07 | Coffee, tea, cocoa, spices, and manufactures thereof | 367 952 | 1 108 059 | 332 431 | 949 952 | 183 143 | 512 604 |
| 08 | Feeding stuff for animals (not including unmilled cereals) | 5 823 692 | 20 344 124 | 252 541 | 855 859 | 138 991 | 461 000 |
| 09 | Miscellaneous edible products and preparations | 693 108 | 2 025 227 | 164 935 | 483 889 | 90 744 | 260 686 |
| 1 | Beverages and tobacco | 15 521 037 | 46 608 836 | 453 091 | 1 206 973 | 249 361 | 650 720 |
| 11 | Beverages | 15 376 039 | 46 228 832 | 273 837 | 750 499 | 150 702 | 404 282 |
| 12 | Tobacco and tobacco manufactures | 144 998 | 380 004 | 179 254 | 456 474 | 98 659 | 246 438 |
| 2 | Crude materials, inedible, except fuels | 107 237 569 | 284 949 936 | 1 548 192 | 4 794 665 | 852 628 | 2 582 886 |
| 21 | Hides, skins and furskins raw | 190 471 | 777 662 | 78 817 | 339 747 | 43 388 | 182 491 |
| 22 | Oil seeds and oleaginous fruit | 71 508 | 283 597 | 7 717 | 28 903 | 4 262 | 15 642 |
| 23 | Crude rubber (including synthetic and reclaimed) | 667 002 | 2 151 765 | 145 074 | 425 212 | 79 892 | 229 191 |
| 24 | Cork and wood | 6 326 554 | 16 010 041 | 154 287 | 418 750 | 84 965 | 225 796 |
| 25 | Pulp and waste paper | 1 412 109 | 4 654 253 | 49 022 | 149 027 | 26 985 | 80 234 |
| 26 | Textile fibres and their wastes | 1 262 237 | 4 300 265 | 329 718 | 1 078 873 | 181 661 | 581 060 |
| 27 | Crude fertilizers and crude minerals | 87 083 545 | 225 611 722 | 234 417 | 681 455 | 129 104 | 367 207 |
| 28 | Metaliferous ores and metal scrap | 9 784 949 | 29 751 832 | 427 015 | 1 223 194 | 235 056 | 659 057 |
| 29 | Crude animal and vegetable materials, n. e. s. | 439 194 | 1 408 799 | 122 125 | 449 504 | 67 315 | 242 208 |
| 3 | Mineral fuels, lubricants and related materials | 111 473 504 | 322 652 307 | 2 800 442 | 7 823 924 | 1 541 615 | 4 220 379 |
| 32 | Coal, coke and briquettes | 73 283 973 | 212 023 467 | 1 290 595 | 3 670 923 | 710 397 | 1 979 911 |
| 33 | Petroleum, petroleum products and related materials | 22 112 636 | 67 374 664 | 1 055 538 | 2 795 435 | 580 988 | 1 508 227 |
| 34 | Gas, natural and manufactured | 16 076 895 | 43 254 176 | 343 431 | 890 756 | 189 145 | 480 450 |
| 35 | Electric energy, 1 000 kwh ¹⁾ | 2 371 109 | 9 279 792 | 110 878 | 466 810 | 61 085 | 251 791 |
| 4 | Animal and vegetable oils, fats and waxes | 2 869 618 | 8 372 291 | 392 501 | 1 117 482 | 215 997 | 602 753 |
| 41 | Animal oils and fats | 389 277 | 1 218 386 | 38 636 | 117 932 | 21 261 | 63 543 |
| 42 | Fixed vegetable oils and fats | 1 609 400 | 4 537 800 | 226 812 | 626 469 | 124 832 | 338 144 |
| 43 | Animal and vegetable oils and fats, processed, and waxes | 870 941 | 2 616 105 | 127 053 | 373 081 | 69 904 | 201 066 |
| 5 | Chemicals and related products, n. e. s. | 55 683 116 | 174 706 553 | 10 460 271 | 30 329 285 | 5 758 362 | 16 351 663 |
| 51 | Organic chemicals | 13 302 016 | 41 534 391 | 2 870 059 | 8 135 914 | 1 579 698 | 4 386 722 |
| 52 | Inorganic chemicals | 12 885 729 | 39 311 045 | 931 399 | 2 635 141 | 512 560 | 1 421 094 |
| 53 | Dyeing, tanning and colouring materials | 2 280 631 | 6 529 342 | 1 124 886 | 3 242 924 | 619 235 | 1 748 175 |
| 54 | Medicinal and pharmaceutical products | 215 638 | 619 041 | 912 057 | 2 699 620 | 501 942 | 1 455 576 |
| 55 | Essential oils and perfume materials; toilet, polishing and cleansing preparations | 1 391 705 | 4 182 970 | 457 780 | 1 333 626 | 252 085 | 718 980 |
| 56 | Fertilizers, manufactured | 11 014 113 | 38 503 871 | 211 432 | 747 041 | 116 400 | 402 096 |
| 57 | Explosives and pyrotechnic products | 31 419 | 84 619 | 25 968 | 69 886 | 14 290 | 37 698 |
| 58 | Artificial resins and plastic materials, and cellulose esters and ethers | 9 749 141 | 29 131 832 | 2 764 274 | 7 684 682 | 1 522 015 | 4 144 371 |
| 59 | Chemical materials and products, n. e. s. | 4 812 724 | 14 809 442 | 1 162 416 | 3 780 451 | 640 137 | 2 036 951 |
| 6 | Manufactured goods classified chiefly by material | 92 678 423 | 258 665 274 | 16 107 149 | 46 789 363 | 8 869 036 | 25 226 725 |
| 61 | Leather, leather manufactures, n. e. s. and dressed furskins | 98 831 | 317 205 | 335 546 | 1 004 602 | 184 747 | 541 181 |
| 62 | Rubber manufactures, n. e. s. | 1 190 613 | 3 583 689 | 701 363 | 2 061 548 | 386 206 | 1 111 604 |
| 63 | Cork and wood manufactures (excluding furniture) | 1 978 665 | 5 910 414 | 287 326 | 891 981 | 158 275 | 480 570 |
| 64 | Paper, paperboard, articles of paper pulp, or of paper etc. | 5 680 671 | 16 678 814 | 1 089 356 | 3 135 930 | 599 903 | 1 691 269 |
| 65 | Textile yarn, fabrics, made - up articles, n. e. s. | 2 105 164 | 6 772 885 | 2 598 579 | 8 167 404 | 1 431 362 | 4 401 339 |
| 66 | Non - metallic mineral manufactures, n. e. s. | 18 877 959 | 51 772 955 | 1 453 230 | 4 239 906 | 800 240 | 2 285 720 |
| 67 | Iron and steel | 55 695 162 | 151 709 026 | 5 403 606 | 14 691 427 | 2 974 319 | 7 924 308 |
| 68 | Non - ferrous metals | 3 213 771 | 10 328 795 | 1 630 938 | 4 828 526 | 898 178 | 2 602 903 |
| 69 | Manufactures of metal, n. e. s. | 3 837 587 | 11 591 491 | 2 607 205 | 7 768 039 | 1 435 806 | 4 187 831 |
| 7 | Machinery and transport equipment | 22 130 056 | 72 017 199 | 32 709 097 | 102 243 916 | 18 011 663 | 55 090 771 |
| 71 | Power generating machinery and equipment | 1 309 402 | 4 322 289 | 2 365 573 | 7 198 039 | 1 302 718 | 3 878 786 |
| 72 | Machinery specialized for particular industries | 3 539 932 | 10 896 865 | 5 340 254 | 16 182 499 | 2 939 362 | 8 720 200 |
| 73 | Metalworking machinery | 1 043 743 | 3 294 306 | 1 546 427 | 4 850 995 | 851 194 | 2 613 878 |
| 74 | General industrial machinery and equipment, n. e. s., parts | 2 886 423 | 8 684 474 | 5 054 032 | 14 956 613 | 2 782 370 | 8 063 513 |
| 75 | Office machines and automatic data processing equipment | 136 758 | 408 393 | 1 247 280 | 3 602 023 | 686 925 | 1 943 037 |
| 76 | Telecommunications and sound equipment | 298 977 | 934 232 | 1 507 309 | 4 502 378 | 830 462 | 2 427 605 |
| 77 | Electr. machinery, apparatus and appliances, n. e. s., parts | 2 421 644 | 7 617 543 | 4 384 018 | 13 533 372 | 2 414 309 | 7 295 000 |
| 78 | Road vehicles (including air cushion vehicles) | 9 708 304 | 32 073 561 | 10 421 575 | 34 005 944 | 5 740 068 | 18 315 448 |
| 79 | Other transport equipment | 784 873 | 3 785 536 | 842 629 | 3 412 053 | 464 255 | 1 833 304 |
| 8 | Miscellaneous manufactured articles | 4 509 246 | 13 428 526 | 7 508 391 | 21 434 800 | 4 135 223 | 11 564 923 |
| 81 | Sanitary, plumbing, heating, lighting fixtures, fittings | 346 992 | 1 033 755 | 250 379 | 727 221 | 137 938 | 392 308 |
| 82 | Furniture and parts thereof | 1 375 239 | 4 434 915 | 803 598 | 2 544 075 | 442 915 | 1 371 158 |
| 83 | Travel goods, handbags and similar containers | 19 873 | 68 263 | 63 823 | 192 636 | 35 163 | 103 817 |
| 84 | Articles of apparel and clothing accessories | 180 646 | 477 042 | 1 432 498 | 3 595 673 | 789 194 | 1 945 299 |
| 85 | Footwear | 47 746 | 121 845 | 197 975 | 492 924 | 109 020 | 266 542 |
| 87 | Professional, scientific and controlling instruments etc. | 140 133 | 416 626 | 1 403 106 | 4 083 820 | 772 485 | 2 202 215 |
| 88 | Photographic equipment, optical goods, watches, clocks | 231 744 | 691 033 | 972 344 | 2 968 011 | 535 341 | 1 599 422 |
| 89 | Miscellaneous manufactured articles, n. e. s. | 2 166 873 | 6 185 047 | 2 384 668 | 6 830 440 | 1 313 167 | 3 684 162 |
| 9 | Commodities and transactions not classified elsewhere | 1 374 701 | 4 519 478 | 1 476 074 | 4 443 765 | 812 641 | 2 393 389 |
| | of which gold (gold coins) | 583 | 1 806 | 159 688 | 470 425 | 87 885 | 253 101 |
| | Total | 436 216 130 | 1 260 887 813 | 76 369 681 | 229 448 265 | 42 050 285 | 123 675 066 |

1) See introduction, cipher 3

4 IMPORTS AND EXPORTS (SPECIAL TRADE) BY GROUPS AND SUBGROUPS OF THE SITC 1979
4-1 IMPORTS

| GROUP / SUBGROUP | DT = 100 KG | | 1 000 DM | | 1 000 \$ | |
|---------------------------------|-------------|------------|-----------|-----------|-----------|-----------|
| | JULY/SEPT | JAN/SEPT | JULY/SEPT | JAN/SEPT | JULY/SEPT | JAN/SEPT |
| 001 LIVE ANIMALS | 586 587 | 1 512 374 | 189 689 | 489 364 | 104 521 | 264 203 |
| 1 BOVINE CATTLE | 114 936 | 353 417 | 59 214 | 168 496 | 32 669 | 90 893 |
| 2 SHEEP, LAMBS, GOATS | 55 325 | 183 776 | 17 101 | 60 426 | 9 428 | 32 526 |
| 3 SWINE, LIVE | 354 478 | 807 577 | 96 064 | 213 277 | 52 889 | 115 323 |
| 4 LIVE POULTRY | 49 965 | 131 926 | 10 398 | 27 156 | 5 724 | 14 667 |
| 5 HORSES, ASSES, MULES | 11 756 | 35 275 | 6 762 | 19 545 | 3 728 | 10 543 |
| 9 LIVE ANIMALS FR FOOD NES | 127 | 403 | 150 | 464 | 83 | 251 |
| 011 MEAT FRESH, CHILLED, FROZEN | 2 293 387 | 6 119 235 | 1 000 227 | 2 637 518 | 550 778 | 1 423 859 |
| 1 BOVINE MEAT FRESH, FROZEN | 604 112 | 1 523 711 | 335 028 | 882 044 | 184 398 | 475 930 |
| 2 MUTTON ETC FRSH, CHLD, FRN | 79 111 | 264 824 | 37 661 | 132 269 | 20 732 | 71 124 |
| 3 PIG MEAT FRESH, CHLD, FRZN | 871 413 | 2 238 884 | 355 307 | 887 289 | 195 644 | 479 340 |
| 4 POULTRY FRESH, CHLD, FRZN | 513 489 | 1 506 705 | 188 911 | 527 673 | 104 099 | 284 825 |
| 5 HORSE MEAT FRSH, CHLD, FRN | 13 | 200 | 5 | 63 | 3 | 33 |
| 6 EDIBLE OFFAL FRESH, CH, FR | 130 312 | 371 357 | 31 487 | 85 845 | 17 346 | 46 366 |
| 8 MEAT NES FRESH, CHLD, SMKD | 94 937 | 213 554 | 51 828 | 122 335 | 28 556 | 66 241 |
| 012 MEAT DRIED, SALTED, SMOKED | 16 459 | 55 646 | 15 243 | 50 591 | 8 404 | 27 257 |
| 1 PIG MEAT DRIED, SLTD, SMKD | 10 448 | 32 855 | 12 354 | 38 652 | 6 814 | 20 822 |
| 9 MEAT NES DRIED, SLTD, SMKD | 6 011 | 22 791 | 2 889 | 11 939 | 1 590 | 6 435 |
| 014 MEAT PREPD, PRSRVD, NES ETC | 319 220 | 968 619 | 153 780 | 464 109 | 84 688 | 250 203 |
| 1 MEAT, FISH EXTRACTS, JUICES | 1 699 | 6 459 | 1 670 | 5 445 | 920 | 2 933 |
| 2 SAUSAGES INCL TINNED | 40 633 | 122 328 | 28 104 | 81 991 | 15 483 | 44 221 |
| 9 OTH PREPD, PRESRVD MEAT | 276 888 | 839 832 | 124 006 | 376 673 | 68 285 | 203 049 |
| 022 MILK AND CREAM | 726 677 | 2 009 203 | 114 592 | 309 472 | 63 083 | 167 002 |
| 3 MILK AND CREAM FRESH | 328 372 | 891 777 | 17 208 | 46 127 | 9 464 | 24 861 |
| 4 MILK, CREAM PRESERVED ETC | 398 305 | 1 117 426 | 97 384 | 263 345 | 53 619 | 142 141 |
| 023 BUTTER | 190 302 | 380 174 | 131 539 | 262 386 | 72 249 | 141 865 |
| 0 BUTTER | | | | | | |
| 024 CHEESE AND CURD | 570 472 | 1 627 240 | 354 417 | 1 013 763 | 195 146 | 546 880 |
| 0 CHEESE AND CURD | | | | | | |
| 025 EGGS, BIRDS, FRESH, PRSRVD | 683 084 | 2 227 413 | 130 840 | 446 906 | 72 038 | 240 672 |
| 1 EGGS, BIRDS, FRSH IN SHELL | 640 616 | 2 095 947 | 121 709 | 417 017 | 67 012 | 224 586 |
| 2 EGGS, BIRDS, FR NOT I SHEL | 42 468 | 131 466 | 9 131 | 29 889 | 5 026 | 16 086 |
| 034 FISH FRESH, CHILLED, FROZEN | 531 768 | 1 775 065 | 156 513 | 490 917 | 86 088 | 264 522 |
| 1 FISH FRESH, CHLD, EX FILLT | 233 398 | 769 131 | 80 587 | 241 546 | 44 295 | 130 131 |
| 2 FISH FROZEN, EXCL FILLETS | 212 914 | 716 100 | 51 177 | 163 470 | 28 184 | 88 124 |
| 3 FISH FILLETS, FRESH, CHLLD | 25 649 | 76 334 | 7 724 | 25 786 | 4 240 | 13 901 |
| 4 FISH FILLETS, FROZEN | 59 807 | 213 500 | 17 025 | 60 115 | 9 369 | 32 366 |
| 035 FISH SALTED, DRIED, SMOKED | 57 933 | 182 947 | 22 741 | 73 586 | 12 527 | 39 728 |
| 0 FISH SALTED, DRIED, SMOKED | | | | | | |
| 036 SHELL FISH FRESH, FROZEN | 31 723 | 83 607 | 17 709 | 58 112 | 9 749 | 31 265 |
| 0 SHELL FISH FRESH, FROZEN | | | | | | |
| 037 FISH ETC PREPD PRSRVD NES | 133 300 | 434 760 | 70 414 | 227 971 | 38 762 | 122 865 |
| 1 FISH PREPD, PRESRVD NES | 114 865 | 371 962 | 50 804 | 163 460 | 27 968 | 88 109 |
| 2 SHELL FISH PREPD, PRESVD | 18 435 | 62 798 | 19 610 | 64 511 | 10 794 | 34 756 |
| 041 WHEAT ETC UNMILLED | 2 302 902 | 7 770 831 | 98 605 | 338 715 | 54 374 | 182 502 |
| 1 DURUM WHEAT UNMILLED | 389 591 | 963 908 | 16 984 | 37 232 | 9 379 | 20 185 |
| 2 OTHER WHEAT UNMILLED | 1 913 311 | 6 806 923 | 81 621 | 301 483 | 44 995 | 162 317 |
| 042 RICE | 415 154 | 1 196 516 | 41 879 | 119 067 | 23 029 | 64 250 |
| 1 RICE IN HUSK OR HUSKED | 251 213 | 776 285 | 21 359 | 62 943 | 11 743 | 33 959 |
| 2 RICE SEMI-MILLED, MILLED | 163 941 | 420 231 | 20 520 | 56 124 | 11 286 | 30 291 |
| 043 BARLEY UNMILLED | 3 063 448 | 7 835 595 | 116 134 | 320 960 | 64 089 | 173 288 |
| 0 BARLEY UNMILLED | | | | | | |
| 044 MAIZE UNMILLED | 7 427 332 | 19 226 034 | 218 201 | 626 062 | 119 864 | 337 927 |
| 0 MAIZE UNMILLED | | | | | | |
| 045 CEREALS NES UNMILLED | 363 852 | 1 701 890 | 16 009 | 68 415 | 8 829 | 36 802 |
| 1 RYE UNMILLED | 117 335 | 396 397 | 5 117 | 17 380 | 2 839 | 9 349 |
| 2 OATS UNMILLED | 108 939 | 959 607 | 4 132 | 32 692 | 2 273 | 17 562 |
| 9 OTHER CEREALS UNMILLED | 137 578 | 345 886 | 6 760 | 18 343 | 3 717 | 9 891 |

4 IMPORTS AND EXPORTS (SPECIAL TRADE) BY GROUPS AND SUBGROUPS OF THE SITC 1979
4.1 IMPORTS

| GROUP / SUBGROUP | DT = 100 K6 | | 1 000 DM | | 1 000 \$ | |
|-------------------------------|-------------------------|--------------------------|-----------------------|-----------------------|---------------|-----------------------|
| | JULY/SEPT | JAN/SEPT | JULY/SEPT | JAN/SEPT | JULY/SEPT | JAN/SEPT |
| 046 WHEAT ETC MEAL OR FLOUR | 188 833 | 575 152 | 14 034 | 43 789 | 7 730 | 23 606 |
| 0 WHEAT ETC MEAL OR FLOUR | | | | | | |
| 047 OTHER CEREAL MEALS, FLOUR | 20 967 | 67 287 | 1 297 | 4 127 | 712 | 2 221 |
| 0 OTHER CEREAL MEALS, FLOUR | | | | | | |
| 048 CEREAL ETC PREPARATIONS | 1 026 966 | 2 934 911 | 164 188 | 494 667 | 90 411 | 266 589 |
| 1 PREPD BREAKFAST FOOD ETC | 34 329 | 70 448 | 3 065 | 6 951 | 1 693 | 3 762 |
| 2 MALT INCLUDING FLOUR | 462 407 | 1 244 818 | 29 875 | 83 533 | 16 453 | 45 056 |
| 3 MACARONI, SPAGHETTI ETC | 109 260 | 352 614 | 15 449 | 49 704 | 8 505 | 26 785 |
| 4 BAKERY PRODUCTS | 298 876 | 875 930 | 96 785 | 291 497 | 53 294 | 157 065 |
| 8 OTH CEREAL PREPS, MALT EX | 122 094 | 391 101 | 19 014 | 62 982 | 10 466 | 33 921 |
| 054 VEG ETC FRSH, SMPLY PRSVD | 8 750 638 | 35 826 730 | 580 034 | 2 475 930 | 319 097 | 1 327 752 |
| 1 POTATOES FRSH EXCL SWEET | 1 104 363 | 8 481 783 | 31 565 | 287 177 | 17 388 | 153 064 |
| 2 LEGUMINOUS VEGTBLES DRY | 162 195 | 708 676 | 12 375 | 61 093 | 6 822 | 32 822 |
| 4 TOMATOES FRESH | 1 253 220 | 2 992 217 | 128 550 | 482 595 | 70 598 | 258 246 |
| 5 OTHER FRESH VEGETABLES | 3 176 047 | 10 575 786 | 259 493 | 1 154 887 | 142 776 | 619 505 |
| 6 VEGETABLES SIMPLY PRESVD | 276 358 | 894 131 | 47 748 | 133 294 | 26 279 | 71 936 |
| 8 EDIBLE VEG NES FRSH, DRY | 2 778 455 | 12 174 137 | 100 303 | 356 884 | 55 234 | 192 179 |
| 056 VEGTBLES ETC PRSVD, PREPD | 1 820 306 | 6 165 321 | 304 822 | 989 113 | 167 808 | 532 914 |
| 1 VEG DRIED EXCL LEGUMES | 46 394 | 139 430 | 22 421 | 68 264 | 12 355 | 36 818 |
| 4 FLOUR ETC OF FRUIT, VEG | 39 535 | 138 639 | 7 671 | 27 861 | 4 220 | 14 964 |
| 5 VEGTBLES PRSVD, PREPD NES | 1 734 377 | 5 887 252 | 274 730 | 892 988 | 151 233 | 481 132 |
| 057 FRUIT, NUTS, FRESH, DRIED | 9 189 488 | 25 555 860 | 1 053 461 | 2 967 750 | 579 545 | 1 599 134 |
| 1 ORANGES, TANGERINES ETC | 188 481 | 5 001 705 | 20 166 | 360 809 | 11 091 | 193 939 |
| 2 LEMONS, GRAPEFRUIT ETC | 315 203 | 1 787 012 | 37 280 | 163 516 | 20 537 | 87 920 |
| 3 BANANA, PLANTAIN, FRSH, DRY | 1 373 962 | 4 846 353 | 99 170 | 338 491 | 54 701 | 182 164 |
| 4 APPLES FRESH | 1 237 932 | 4 620 004 | 113 761 | 439 098 | 62 581 | 235 515 |
| 5 GRAPES FRESH OR DRIED | 1 703 869 | 2 086 107 | 196 732 | 304 895 | 108 441 | 166 019 |
| 6 FIGS, FRESH OR DRIED | 8 865 | 15 524 | 2 172 | 3 186 | 1 207 | 1 747 |
| 7 NUTS EDIBLE FRESH OR DRY | 251 166 | 762 127 | 132 557 | 403 633 | 73 025 | 217 823 |
| 9 FRUIT FRESH OR DRIED NES | 4 110 010 | 6 437 028 | 451 623 | 954 122 | 247 962 | 514 007 |
| 058 FRUIT PRESERVED, PREPARED | 1 799 884 | 5 948 147 | 309 928 | 965 285 | 170 616 | 520 157 |
| 2 FRUIT PRESERVED BY SUGAR | 25 104 | 38 698 | 7 942 | 13 186 | 4 394 | 7 190 |
| 3 FRUIT JAMS, JELLIES ETC | 74 639 | 217 355 | 17 822 | 51 519 | 9 803 | 27 766 |
| 5 FRUIT OR VEGETABLE JUICE | 594 143 | 1 992 708 | 99 794 | 329 420 | 54 924 | 177 329 |
| 6 FRUIT TEMPORARILY PRESVD | 223 379 | 621 437 | 55 782 | 136 297 | 30 715 | 73 637 |
| 9 FRUIT PREPRD, PRESVRD NES | 882 619 | 3 077 949 | 128 588 | 434 863 | 70 780 | 234 235 |
| 061 SUGAR AND HONEY | 2 343 654 | 6 786 987 | 126 896 | 351 700 | 69 937 | 189 793 |
| 1 RAW BEET AND CANE SUGAR | 111 457 | 170 726 | 10 006 | 15 492 | 5 539 | 8 446 |
| 2 REFINED SUGAR ETC | 237 466 | 705 479 | 26 205 | 77 679 | 14 439 | 41 896 |
| 5 MOLASSES | 1 465 281 | 4 400 486 | 30 613 | 81 090 | 16 860 | 43 755 |
| 6 NATURAL HONEY | 138 149 | 437 720 | 28 928 | 92 227 | 15 937 | 49 710 |
| 9 SUGARS AND SYRUPS NES | 391 301 | 1 072 576 | 31 144 | 85 212 | 17 162 | 45 986 |
| 062 SUGAR PREPS NON-COCOA | 112 667 | 344 977 | 51 620 | 155 809 | 28 416 | 84 016 |
| 0 SUGAR PREPS NON-COCOA | | | | | | |
| 071 COFFEE AND SUBSTITUTES | 1 238 584 | 3 535 011 | 891 368 | 2 222 819 | 490 677 | 1 200 332 |
| 1 COFFEE GREEN, ROASTED, SUB | 1 218 206 | 3 486 862 | 868 736 | 2 170 774 | 478 208 | 1 172 220 |
| 2 COFFEE EXTRACTS, ESSENCES | 20 378 | 48 149 | 22 632 | 52 045 | 12 469 | 28 112 |
| 072 COCOA | 373 315 | 1 373 751 | 270 062 | 1 003 622 | 148 793 | 540 391 |
| 1 COCOA BEANS RAW ROASTED | 281 779 | 1 086 321 | 186 711 | 740 390 | 102 881 | 398 580 |
| 2 COCOA POWDER UNSWEETENED | 23 664 | 78 353 | 16 901 | 62 296 | 9 302 | 33 496 |
| 3 COCOA BUTTER AND PASTE | 67 872 | 209 077 | 66 450 | 200 936 | 36 610 | 108 315 |
| 073 CHOCOLATE AND PRODUCTS | 219 240 | 720 145 | 106 199 | 348 812 | 58 494 | 187 923 |
| 0 CHOCOLATE AND PRODUCTS | | | | | | |
| 074 TEA AND MATE | 34 911 | 111 295 | 26 298 | 84 314 | 14 475 | 45 429 |
| 1 TEA | 34 247 | 110 101 | 26 193 | 84 120 | 14 417 | 45 323 |
| 2 MATE | 664 | 1 194 | 105 | 194 | 58 | 106 |
| 075 SPICES | 108 001 | 298 454 | 40 127 | 112 607 | 22 084 | 60 774 |
| 1 PEPPER AND PIMENTO | 65 353 | 185 195 | 22 266 | 63 821 | 12 252 | 34 450 |
| 2 SPICES, EXCL PEPPER, ETC | 42 648 | 113 259 | 17 861 | 48 786 | 9 832 | 26 324 |
| 081 FEEDING STUFF FOR ANIMLS | 15 464 168 | 50 665 538 | 590 617 | 1 905 178 | 324 936 | 1 025 909 |
| 1 HAY FODDER GREEN, DRY | 4 844 076 ^{a)} | 13 460 720 ^{a)} | 173 324 ^{a)} | 484 285 ^{a)} | ^{a)} | 261 051 ^{a)} |
| 2 BRAN, POLLARD, SHARPS, ETC | 599 220 | 2 002 239 | 17 268 | 52 336 | 9 511 | 28 173 |
| 3 VEGETABLE OIL RESIDUES | 9 364 795 | 33 300 920 | 354 587 | 1 233 015 | 195 161 | 663 739 |

^{a)} INCL. 081.9

4 IMPORTS AND EXPORTS (SPECIAL TRADE) BY GROUPS AND SUBGROUPS OF THE SITC 1979
4.1 IMPORTS

| GROUP / SUBGROUP | DT = 100 KG | | 1 000 DM | | 1 000 \$ | |
|--|--|--|---|---|---|---|
| | JULY/SEPT | JAN/SEPT | JULY/SEPT | JAN/SEPT | JULY/SEPT | JAN/SEPT |
| 4 MEAT OR FISH MEAL FODDER 9 FOOD WASTE AND FEED NES | 656 077 | 1 901 659 | 45 438 | 135 542 | 24 975 | 72 946 |
| 091 MARGARINE AND SHORTENING | 67 915 | 206 261 | 11 117 | 33 626 | 6 123 | 18 128 |
| 3 PIG,POULTRY FAT RENDERED 4 MARGARINE,EDIBLE FAT NES | 4 921 62 994 | 16 535 189 726 | 1 113 10 004 | 3 884 29 742 | 616 5 507 | 2 099 16 029 |
| 098 EDIBLE PRODCTS,PREPS NES 0 EDIBLE PRODCTS,PREPS NES | 374 286 | 1 150 240 | 96 599 | 303 027 | 53 152 | 163 192 |
| 111 NON-ALCOHL BEVERAGES NES 0 NON-ALCOHL BEVERAGES NES | 855 889 | 2 528 115 | 29 366 | 104 051 | 16 143 | 55 901 |
| 112 ALCOHOLIC BEVERAGES | 2 347 688 | 8 126 767 | 401 034 | 1 318 997 | 220 840 | 710 511 |
| 1 WINE OF FRESH GRAPES ETC 2 CIDER,PERRY,MEAD ETC 3 BEER,ALE,STOUT,PORTER 4 DISTILLED ALCOHOLIC BEVS | 1 857 141 42 205 176 980 271 362 | 6 655 964 110 170 475 109 885 524 | 265 852 5 286 16 250 113 646 | 906 973 14 154 42 807 355 063 | 146 385 2 909 8 956 62 590 | 488 426 7 623 23 118 191 344 |
| 121 TOBACCO UNMNFCTRD,REFUSE 1 TOBACCO,NOT STRIPPED 2 TOBACCO STRIPPED 3 TOBACCO REFUSE | 387 771 274 991 94 771 18 009 | 1 106 251 818 377 235 172 52 702 | 236 256 163 346 71 472 1 438 | 687 908 501 500 181 714 4 694 | 129 978 89 867 39 320 791 | 371 025 270 392 98 106 2 527 |
| 122 TOBACCO MFRS 1 CIGARS,CHEROOTS 2 CIGARETTES 3 OTHER MFD TOBACCO | 57 860 1 688 6 043 50 129 | 178 716 4 807 14 262 159 647 | 47 503 8 279 10 524 28 700 | 135 283 24 526 23 673 87 084 | 26 153 4 555 5 789 15 809 | 72 980 13 221 12 799 46 960 |
| 211 HIDES,SKINS,UNDRESSED 1 BOVINE,EQUINE HIDES 2 CALF AND KIP SKINS 4 GOAT AND KID SKINS 6 SHEEP SKIN COMMON W WOOL 7 SHEEP SKIN WITHOUT WOOL 9 SKIN NES,WASTE,USED LTHR | 225 506 111 494 7 164 2 163 12 157 5 313 87 215 | 703 890 326 316 25 292 5 945 59 521 19 021 267 795 | 71 746 45 744 5 499 3 886 5 899 5 755 4 963 | 202 704 118 175 18 351 9 907 23 248 18 704 14 319 | 39 483 25 169 3 026 2 139 3 245 3 167 2 737 | 109 266 63 755 9 875 5 360 12 483 10 065 7 728 |
| 212 FUR SKINS UNDRRESSED 0 FUR SKINS UNDRRESSED | 8 498 | 29 642 | 141 752 | 728 416 | 78 156 | 391 724 |
| 222 SEEDS FOR'SOFT'FIXED OIL 1 GROUNDNUTS GREEN 2 SOYA BEANS,EXCL FLOUR 3 COTTON SEED,EXCL FLOUR 4 SUNFLOWER SEEDS 5 SESAME SEEDS 6 RAPE AND COLZA SEEDS | 12 089 666 128 271 9 139 477 216 1 302 097 5 995 1 513 610 | 34 938 804 383 921 27 096 350 227 3 880 193 32 483 3 545 630 | 677 950 20 383 484 034 31 84 471 1 396 87 635 | 1 907 579 64 196 1 374 104 34 252 498 7 479 209 268 | 373 026 11 221 266 376 17 46 406 765 48 241 | 1 028 720 34 574 741 215 18 136 050 3 997 112 866 |
| 223 SEEDS FOR OTH FIXED OILS 1 COPRA EXCL FLOUR,MEAL 2 PALM NUTS AND KERNELS 4 LINSEED,EXCL FLOUR,MEAL 5 CASTOR OIL SEED 8 OIL SEEDS & FRUIT NES 9 OIL SEED FLOUR AND MEAL | 1 227 519 202 909 859 169 93 406 67 493 4 542 | 2 307 485 420 783 47 274 1 337 078 201 394 287 804 13 152 | 89 706 28 040 47 201 7 534 6 382 549 | 174 271 52 748 3 704 74 240 16 607 25 446 1 526 | 49 354 15 429 25 962 4 149 3 514 300 | 94 396 28 595 2 005 40 301 8 984 13 690 821 |
| 232 NATURAL RUBBER,GUMS 0 NATURAL RUBBER,GUMS | 460 201 | 1 440 394 | 117 665 | 335 511 | 64 738 | 180 902 |
| 233 RUBBER,SYNTHETIC,RECLAIMD 1 SYNTHETIC RUBBER ETC 2 RCLMD,SCRAP UNHARDND RUB | 670 022 614 282 55 740 | 2 167 806 2 000 708 167 098 | 155 625 151 539 4 086 | 454 136 443 546 10 590 | 85 657 83 404 2 253 | 244 867 239 154 5 713 |
| 244 CORK RAW AND WASTE 0 CORK RAW AND WASTE | 19 189 | 49 326 | 4 085 | 11 918 | 2 250 | 6 427 |
| 245 FUEL WOOD NES,CHARCOAL 0 FUEL WOOD NES,CHARCOAL | 89 549 | 282 676 | 4 101 | 11 499 | 2 256 | 6 192 |
| 246 PULPWOOD,CHIPS,WOODWASTE 0 PULPWOOD,CHIPS,WOODWASTE | 2 864 390 | 7 479 610 | 17 698 | 46 112 | 9 732 | 24 853 |
| 247 OTH WOOD ROUGH,SQUARED 1 SAW-,VENEER-LOGS CONIFER 2 SAW-,VENEER-LOGS NON-CON 9 PTPROPS,POLES,PILING,ETC | 4 301 898 1 431 803 2 469 194 400 901 | 12 552 724 3 371 255 8 334 762 846 707 | 160 853 30 140 122 757 7 956 | 536 351 71 172 448 274 16 905 | 88 488 16 596 67 514 4 378 | 288 490 38 412 240 948 9 130 |

4 IMPORTS AND EXPORTS (SPECIAL TRADE) BY GROUPS AND SUBGROUPS OF THE SITC 1979
4.1 IMPORTS

| GROUP / SUBGROUP | DT = 100 KG | | 1 000 DM | | 1 000 \$ | |
|------------------------------|-------------|-------------|-----------|-----------|-----------|----------|
| | JULY/SEPT | JAN/SEPT | JULY/SEPT | JAN/SEPT | JULY/SEPT | JAN/SEPT |
| 248 WOOD SHAPED | 8 550 545 | 23 330 254 | 591 056 | 1 565 723 | 325 392 | 844 465 |
| 1 RAILWAY SLEEPERS,TIES | 64 266 | 367 650 | 2 273 | 12 494 | 1 252 | 6 689 |
| 2 LUMBER SHAPED CONIFER | 6 507 254 | 17 353 113 | 403 911 | 1 045 255 | 222 374 | 563 885 |
| 3 LUMBER SHAPED NON-CONIFR | 1 979 025 | 5 609 491 | 184 872 | 507 974 | 101 766 | 273 891 |
| 251 PULP AND WASTE PAPER | 7 337 228 | 21 021 898 | 498 934 | 1 401 080 | 274 524 | 754 949 |
| 1 WASTE PAPER | 1 137 533 | 3 040 500 | 35 606 | 88 252 | 19 617 | 47 673 |
| 2 MECHANICAL WOOD PULP | 221 221 | 747 916 | 11 069 | 35 430 | 6 096 | 19 053 |
| 6 CHEM WOOD PULP DISSOLVNG | 250 978 | 775 733 | 25 000 | 75 589 | 13 753 | 40 694 |
| 7 SULPHATE WOOD PULP | 5 093 046 | 14 627 741 | 377 403 | 1 058 274 | 207 626 | 570 229 |
| 8 SULPHITE WOOD PULP | 537 974 | 1 549 864 | 40 541 | 116 798 | 22 308 | 62 893 |
| 9 OTHER CELLULOSIC PULPS | 96 476 | 280 144 | 9 315 | 26 737 | 5 124 | 14 407 |
| 261 SILK | 1 954 | 6 927 | 4 290 | 15 561 | 2 365 | 8 388 |
| 3 RAW SILK NOT THROWN | 342 | 1 098 | 1 992 | 6 525 | 1 096 | 3 516 |
| 4 SILK WORM COCOONS,WASTE | 1 612 | 5 829 | 2 298 | 9 036 | 1 269 | 4 872 |
| 263 COTTON | 586 700 | 2 020 429 | 125 115 | 461 715 | 68 906 | 248 462 |
| 1 RAW COTTON,EXCL LINTERS | 344 715 | 1 258 688 | 105 259 | 400 227 | 57 968 | 215 344 |
| 2 COTTON LINTERS | 169 184 | 530 440 | 9 154 | 28 942 | 5 044 | 15 575 |
| 3 COTTON WASTE UNCOMBED | 72 602 | 230 348 | 10 571 | 31 967 | 5 822 | 17 232 |
| 4 COTTON CARDED COMBED | 199 | 953 | 131 | 579 | 72 | 311 |
| 264 JUTE,OTH TEX BAST FIBRES | 42 746 | 136 140 | 3 123 | 10 587 | 1 726 | 5 721 |
| 0 JUTE,OTH TEX BAST FIBRES | | | | | | |
| 265 VEG FIBRE,EXCL COTN JUTE | 72 374 | 204 009 | 7 364 | 22 915 | 4 059 | 12 346 |
| 1 FLAX & RAMIE,TOW & WASTE | 10 930 | 47 391 | 3 143 | 12 272 | 1 733 | 6 602 |
| 2 TRUE HEMP,TOW,WASTE | 333 | 2 298 | 149 | 882 | 82 | 473 |
| 4 AGAVE FIBRES AND WASTE | 5 145 | 17 409 | 564 | 1 748 | 310 | 938 |
| 5 MANILA FIBRE,TOW,WASTE | 630 | 1 392 | 110 | 212 | 60 | 114 |
| 9 VEG TEXT FIBRE,WASTE,NES | 55 336 | 135 519 | 3 398 | 7 801 | 1 874 | 4 219 |
| 266 SYNTHETIC FIBRE TO SPIN | 221 820 | 771 418 | 78 921 | 260 386 | 43 486 | 140 228 |
| 5 DISCN SYNTH FIBRE UNCMBD | 176 535 | 617 704 | 61 547 | 204 560 | 33 914 | 110 180 |
| 6 CONTIN FILAMNT TOW SYNTH | 23 749 | 78 834 | 8 089 | 24 733 | 4 455 | 13 318 |
| 7 DISCON SYNTH FIBRE COMBD | 21 536 | 74 880 | 9 285 | 31 093 | 5 117 | 16 730 |
| 267 OTHER MAN-MADE FIBRES | 193 078 | 577 164 | 40 246 | 123 975 | 22 166 | 66 851 |
| 1 REGENERATD FIBRE TO SPIN | 107 579 | 351 897 | 29 730 | 94 668 | 16 371 | 51 031 |
| 2 WASTE OF MAN-MADE FIBRES | 85 499 | 225 267 | 10 516 | 29 307 | 5 795 | 15 820 |
| 268 WOOL(EXC TOPS),ANML HAIR | 211 962 | 795 129 | 150 703 | 544 685 | 82 987 | 292 889 |
| 1 WOOL GREASY,FLEECE-WSHED | 120 028 | 471 042 | 75 294 | 284 555 | 41 450 | 152 918 |
| 2 WOOL DEGREASED | 61 359 | 223 016 | 42 897 | 150 499 | 23 626 | 80 931 |
| 3 FINE HAIR UNCOMBED | 3 646 | 13 273 | 11 840 | 38 455 | 6 520 | 20 704 |
| 5 COARSE HAIR UNCOMBED | 7 046 | 23 579 | 3 453 | 12 014 | 1 903 | 6 463 |
| 6 WASTE OF WOOL,HAIR NES | 8 743 | 27 279 | 4 801 | 16 688 | 2 645 | 8 991 |
| 7 WOOL OR HAIR COMBED | 11 140 | 36 940 | 12 418 | 42 474 | 6 843 | 22 882 |
| 269 WASTE OF TEXTILE FABRICS | 83 243 | 264 018 | 4 659 | 15 242 | 2 565 | 8 203 |
| 0 WASTE OF TEXTILE FABRICS | | | | | | |
| 271 FERTILIZERS,CRUDE | 7 132 566 | 19 332 838 | 59 326 | 161 890 | 32 608 | 87 266 |
| 1 ANIMAL,VEG FERTILZR,CRUDE | 57 075 | 197 148 | 1 045 | 3 811 | 577 | 2 053 |
| 2 NATURAL SODIUM NITRATE | 3 415 | 17 069 | 99 | 522 | 55 | 278 |
| 3 NATURAL PHOSPHATES NES | 7 072 076 | 19 118 061 | 58 182 | 157 543 | 31 976 | 84 928 |
| 4 NTRL POTASSIC SALTS,CRDE | | 560 | | 14 | | 7 |
| 273 STONE,SAND AND GRAVEL | 59 355 607 | 134 204 363 | 98 025 | 227 840 | 53 951 | 122 947 |
| 1 BLDG,DIMENSION STONE | 1 544 456 | 3 792 289 | 32 519 | 82 407 | 17 912 | 44 461 |
| 2 CALCAREOUS STONE | 6 371 383 | 15 111 815 | 9 878 | 25 899 | 5 444 | 13 961 |
| 3 SAND,EXCL METAL-BEARING | 9 715 000 | 26 856 666 | 8 675 | 25 211 | 4 773 | 13 573 |
| 4 GRAVEL,CRUSHED STONE | 41 724 768 | 88 443 593 | 46 953 | 94 323 | 25 822 | 50 952 |
| 274 SULPHUR ETC | 1 514 106 | 3 639 775 | 16 060 | 39 748 | 8 835 | 21 462 |
| 1 SULPHUR | 1 020 111 | 2 844 523 | 13 309 | 35 070 | 7 322 | 18 922 |
| 2 IRON PYRITES UNROASTED | 493 995 | 795 252 | 2 751 | 4 678 | 1 513 | 2 540 |
| 277 NATURAL ABRASIVES NES | 396 016 | 590 523 | 23 066 | 69 163 | 12 694 | 37 276 |
| 1 INDUSTRIAL DIAMONDS | | | 8 629 | 29 197 | 4 750 | 15 723 |
| 2 OTHER NATURAL ABRASIVES | 396 016 | 590 523 | 14 437 | 39 966 | 7 944 | 21 553 |
| 278 OTHER CRUDE MINERALS | 23 508 555 | 60 936 386 | 280 232 | 733 880 | 154 474 | 396 205 |
| 2 REFRACTORY MINERALS NES | 6 922 701 | 18 632 361 | 109 338 | 293 112 | 60 208 | 158 153 |
| 3 SALT | 1 840 724 | 7 012 240 | 9 847 | 37 394 | 5 417 | 20 126 |
| 4 ASBESTOS CRDE,SMPLY WRKD | 1 218 870 | 1 942 855 | 63 287 | 124 775 | 35 016 | 67 733 |

4 IMPORTS AND EXPORTS (SPECIAL TRADE) BY GROUPS AND SUBGROUPS OF THE SITC 1979
4.1 IMPORTS

| GROUP / SUBGROUP | DT = 100 KG | | 1 000 DM | | 1 000 \$ | |
|--------------------------------|-------------|-------------|-----------|------------|-----------|------------|
| | JULY/SEPT | JAN/SEPT | JULY/SEPT | JAN/SEPT | JULY/SEPT | JAN/SEPT |
| 5 QUARTZ, MICA, FELSPAR, ETC | 1 176 546 | 3 518 539 | 20 503 | 60 740 | 11 284 | 32 730 |
| 6 SLAG, SCALINGS, DROSS, ETC | 6 894 499 | 17 099 697 | 12 002 | 31 570 | 6 603 | 17 016 |
| 9 MINERALS CRUDE NES | 5 455 215 | 12 730 694 | 65 255 | 186 289 | 35 946 | 100 447 |
| 281 IRON ORE, CONCENTRATES | 137 277 260 | 383 372 702 | 620 733 | 1 661 339 | 341 722 | 896 262 |
| 4 ROASTED IRON PYRITES | 1 447 589 | 4 496 496 | 4 853 | 14 190 | 2 668 | 7 656 |
| 5 IRON ORE CONC NOT AGGLOM | 111 392 325 | 321 435 038 | 484 770 | 1 349 196 | 266 844 | 727 539 |
| 6 IRON ORE AGGLOMERATES | 24 437 346 | 57 441 168 | 131 110 | 297 953 | 72 210 | 161 067 |
| 282 IRON AND STEEL SCRAP | 4 886 147 | 11 865 243 | 137 554 | 324 479 | 75 651 | 175 243 |
| 0 IRON AND STEEL SCRAP | | | | | | |
| 286 URANIUM, THORIUM ORE, CONC | | | | | | |
| 0 URANIUM, THORIUM ORE, CONC | | | | | | |
| 287 BASE METAL ORES, CONC NES | 18 725 179 | 53 522 131 | 662 526 | 1 728 083 | 364 205 | 932 224 |
| 1 CPR ORE ETC INC CEMNT CP | 1 033 065 | 3 490 300 | 115 763 | 344 085 | 63 479 | 185 498 |
| 2 NICKEL ORES, CONCENTRATES | 44 964 | 120 874 | 40 321 | 88 818 | 22 154 | 48 016 |
| 3 ALUMINIUM ORES, ALUMINA | 10 284 961 | 30 572 114 | 101 268 | 283 990 | 55 764 | 153 186 |
| 4 LEAD ORES, CONCENTRATES | 450 878 | 1 279 736 | 45 931 | 123 336 | 25 256 | 66 431 |
| 5 ZINC ORES, CONCENTRATES | 1 336 331 | 3 612 012 | 53 759 | 136 967 | 29 542 | 73 943 |
| 6 TIN ORES, CONCENTRATES | 15 017 | 54 895 | 18 231 | 70 696 | 10 040 | 37 990 |
| 7 MANGANESE ORE, CONCENTRTE | 2 767 233 | 5 443 145 | 22 692 | 40 082 | 12 474 | 21 734 |
| 9 NONFER ORE, CONCENTRTE NES | 2 792 730 | 8 949 055 | 264 561 | 640 109 | 145 496 | 345 426 |
| 288 NONFERR METAL SCRAP NES | 1 725 935 | 5 839 108 | 313 296 | 891 789 | 172 435 | 480 482 |
| 1 METALIFEROUS NONFER WSTE | 873 104 | 2 850 831 | 132 103 | 281 743 | 72 627 | 152 275 |
| 2 OTH NONFER MTL SCRAP NES | 852 831 | 2 988 277 | 181 193 | 610 046 | 99 808 | 328 207 |
| 289 PREC METAL ORE, WASTE NES | 1 530 | 4 163 | 25 463 | 81 173 | 14 049 | 43 761 |
| 0 PREC METAL ORE, WASTE NES | | | | | | |
| 291 CRUDE ANIMAL MTRIALS NES | 340 380 | 1 121 180 | 112 359 | 349 680 | 61 839 | 188 382 |
| 1 BONES, IVORY, HORNS, ETC | 54 768 | 188 682 | 5 776 | 17 534 | 3 176 | 9 443 |
| 9 OTH ANIMAL MATERIALS NES | 285 612 | 932 498 | 106 583 | 332 146 | 58 663 | 178 939 |
| 292 CRUDE VEG MATERIALS NES | 988 460 | 3 109 713 | 451 149 | 1 636 408 | 248 500 | 880 394 |
| 2 NAT GUMS, RESINS, LACS, ETC | 29 195 | 73 455 | 7 714 | 22 185 | 4 238 | 11 944 |
| 3 VEG PLAINTING MATERIALS | 46 565 | 121 214 | 6 620 | 18 190 | 3 644 | 9 801 |
| 4 VEG USED IN PHARMACY ETC | 67 403 | 212 542 | 23 832 | 75 391 | 13 122 | 40 668 |
| 5 SEEDS, ETC FOR PLANTING | 84 967 | 375 475 | 29 503 | 116 872 | 16 245 | 63 011 |
| 6 LIVE PLANTS, BULBS, ETC | 373 218 | 987 988 | 142 508 | 377 546 | 78 627 | 203 924 |
| 7 CUT FLOWERS, FOLIAGE | 304 679 | 1 088 232 | 214 475 | 939 284 | 118 046 | 504 238 |
| 9 OTH CRUDE VEG MATERIALS | 82 433 | 250 807 | 26 497 | 86 940 | 14 578 | 46 808 |
| 322 COAL, LIGNITE, PEAT | 22 170 036 | 63 949 920 | 188 300 | 524 211 | 103 475 | 282 349 |
| 1 ANTHRACITE, NOT AGGLOMRTO | 594 184 | 1 297 100 | 7 982 | 16 246 | 4 395 | 8 817 |
| 2 OTH COAL, NOT AGGLOMERATD | 17 736 465 | 51 041 917 | 165 528 | 465 782 | 90 937 | 250 783 |
| 3 LIGNITE, NOT AGGLOMERATED | 3 624 451 | 11 094 898 | 11 752 | 35 304 | 6 468 | 19 025 |
| 4 PEAT, NOT AGGLOMERATED | 214 936 | 516 005 | 3 038 | 6 879 | 1 675 | 3 724 |
| 323 BRIQUETS, COKE, SEMI-COKE | 3 287 092 | 8 025 348 | 49 050 | 113 951 | 27 017 | 61 488 |
| 1 BRIQUETTES, OVOIDS ETC | 53 185 | 124 842 | 542 | 1 241 | 298 | 670 |
| 2 COKE, SEMI-COKE, RTRT CRBN | 3 233 907 | 7 900 506 | 48 508 | 112 710 | 26 719 | 60 818 |
| 333 CRUDE PETROLEUM | 271 183 316 | 799 213 939 | 8 245 266 | 20 808 116 | 4 540 334 | 11 234 061 |
| 0 CRUDE PETROLEUM | | | | | | |
| 334 PETROLEUM PRODUCTS, REFIN | 96 454 387 | 280 721 624 | 5 256 901 | 12 783 675 | 2 892 775 | 6 902 986 |
| 1 GASOLINE, OTH LIGHT OILS | 23 960 329 | 73 072 441 | 1 342 070 | 3 472 225 | 737 996 | 1 871 938 |
| 2 KEROSENE, OTH MEDIUM OILS | 6 892 776 | 19 071 345 | 364 094 | 871 084 | 200 287 | 470 368 |
| 3 GAS OILS | 54 886 387 | 147 950 201 | 3 191 852 | 7 364 633 | 1 757 026 | 3 980 435 |
| 4 FUEL OILS, NES | 9 819 697 | 37 789 601 | 283 822 | 868 014 | 156 156 | 468 198 |
| 5 LUBS PETROLEUM OILS NES | 895 198 | 2 838 036 | 75 063 | 207 719 | 41 310 | 112 047 |
| 335 RESIDUAL PETRLM PROD NES | 10 284 563 | 30 716 401 | 370 029 | 949 314 | 203 793 | 512 056 |
| 1 MINERAL JELLY, WAX | 480 192 | 1 345 360 | 27 015 | 74 783 | 14 875 | 40 323 |
| 2 MINERAL TARS AND PRODCTS | 5 145 768 | 15 530 972 | 252 658 | 642 046 | 139 162 | 346 269 |
| 3 MIN TAR PITCH, PITCH COKE | 155 981 | 376 950 | 4 684 | 10 798 | 2 582 | 5 841 |
| 4 PETROLM BITUMEN, COKE NES | 4 502 622 | 13 463 119 | 85 672 | 221 687 | 47 174 | 119 623 |
| 341 GAS NATURAL AND MANUFCTD | 80 029 108 | 281 541 190 | 1 329 967 | 4 531 217 | 732 953 | 2 443 859 |
| 3 PETROLM GASES, LIQUEFIED | 777 604 | 3 234 476 | 32 402 | 115 409 | 17 822 | 62 098 |
| 4 PETROLM GASES, GASEOUS | 79 251 504 | 278 306 714 | 1 297 565 | 4 415 808 | 715 131 | 2 381 761 |
| 5 COAL GAS, WATER GAS ETC | | | | | | |

4 IMPORTS AND EXPORTS (SPECIAL TRADE) BY GROUPS AND SUBGROUPS OF THE SITC 1979
4.1 IMPORTS

| GROUP / SUBGROUP | DT = 100 KG | | 1 000 DM | | 1 000 \$ | |
|--------------------------------|-------------|------------|-----------|-----------|-----------|----------|
| | JULY/SEPT | JAN/SEPT | JULY/SEPT | JAN/SEPT | JULY/SEPT | JAN/SEPT |
| 351 ELECTRIC ENERGY, 1000 KWH | 3 191 341 | 6 979 234 | 173 928 | 489 173 | 95 741 | 263 964 |
| 0 ELECTRIC ENERGY | | | | | | |
| 411 ANIMAL OILS AND FATS | 912 615 | 2 573 439 | 90 497 | 249 457 | 49 774 | 134 484 |
| 1 OILS OF FISH, WHALES ETC | 480 934 | 1 251 256 | 41 131 | 104 898 | 22 633 | 56 580 |
| 3 ANIML OIL, FAT, GREASE NES | 431 681 | 1 322 183 | 49 366 | 144 559 | 27 141 | 77 904 |
| 423 FIXED VEG OILS, SOFT | 679 966 | 1 577 082 | 95 761 | 226 253 | 52 676 | 122 057 |
| 2 SOYA BEAN OIL | 435 218 | 743 962 | 55 636 | 94 267 | 30 614 | 51 106 |
| 3 COTTON SEED OIL | 207 | 18 035 | 35 | 2 528 | 19 | 1 336 |
| 4 GROUNDNUT, PEANUT OIL | 97 971 | 302 161 | 16 395 | 54 652 | 8 998 | 29 322 |
| 5 OLIVE OIL | 9 558 | 21 764 | 3 960 | 9 668 | 2 183 | 5 225 |
| 6 SUNFLOWER SEED OIL | 81 647 | 227 043 | 12 806 | 34 704 | 7 050 | 18 690 |
| 9 OTH FIXED VEG OILS, SOFT | 55 365 | 264 117 | 6 929 | 30 434 | 3 812 | 16 378 |
| 424 FIXED VEG OIL NONSOFT | 849 317 | 2 992 119 | 136 093 | 440 233 | 74 914 | 236 955 |
| 1 LINSEED OIL | 22 874 | 216 572 | 2 607 | 20 896 | 1 433 | 11 212 |
| 2 PALM OIL | 346 640 | 1 164 975 | 43 518 | 141 130 | 23 983 | 76 020 |
| 3 COCONUT (COPRA) OIL | 295 284 | 902 557 | 56 984 | 159 291 | 31 360 | 85 856 |
| 4 PALM KERNEL OIL | 50 550 | 217 862 | 9 382 | 37 661 | 5 158 | 20 204 |
| 5 CASTOR OIL | 42 561 | 154 712 | 6 767 | 23 206 | 3 709 | 12 473 |
| 9 FIXED VEGETABLE OILS NES | 91 408 | 335 441 | 16 835 | 58 049 | 9 271 | 31 190 |
| 431 PROCESD ANML VEG OIL, ETC | 538 343 | 1 679 153 | 62 931 | 194 065 | 34 644 | 104 574 |
| 1 PROCESD ANML, VEG OIL NES | 4 740 | 14 235 | 945 | 2 774 | 518 | 1 493 |
| 2 HYDROGENATED OIL, FAT | 82 093 | 274 888 | 13 145 | 43 340 | 7 248 | 23 361 |
| 3 FATTY ACIDS ETC, RESIDUES | 445 291 | 1 371 750 | 45 213 | 136 951 | 24 886 | 73 795 |
| 4 ANIMAL, VEGETABLE WAXES | 6 219 | 18 280 | 3 628 | 11 000 | 1 994 | 5 925 |
| 511 HYDROCARBONS NES, DERIVS | 6 005 935 | 18 197 669 | 595 962 | 1 560 137 | 328 089 | 841 791 |
| 1 ACYCLIC HYDROCARBONS | 1 763 366 | 5 059 503 | 131 153 | 320 891 | 72 222 | 173 392 |
| 2 CYCLIC HYDROCARBONS | 3 125 679 | 9 961 473 | 346 685 | 911 240 | 190 887 | 491 569 |
| 3 HALOG DERIV OF HYDROCARB | 1 068 988 | 3 030 957 | 110 093 | 300 242 | 60 568 | 161 884 |
| 4 HYDROCARB DERIV NONHALOG | 47 902 | 145 736 | 8 031 | 27 764 | 4 412 | 14 946 |
| 512 ALCOHOLS, PHENOLS, ETC | 2 467 331 | 6 855 950 | 190 159 | 521 313 | 104 700 | 281 158 |
| 1 ACYCLIC ALCOHOLS, DERIVS | 2 300 835 | 6 266 592 | 145 627 | 386 088 | 80 187 | 208 351 |
| 2 CYCLIC ALCOHOLS, DERIVS | 9 474 | 27 931 | 3 863 | 12 438 | 2 129 | 6 690 |
| 3 PHENOLS, PHEN ALCS, DERIVS | 157 022 | 561 427 | 40 669 | 122 787 | 22 384 | 66 117 |
| 513 ORGANIC ACIDS, ETC | 920 028 | 2 807 065 | 188 016 | 532 225 | 103 448 | 286 820 |
| 7 MONOACIDS AND DERIVS | 407 386 | 1 159 563 | 81 051 | 221 177 | 44 608 | 119 240 |
| 8 POLYACIDS AND DERIVS | 435 089 | 1 388 173 | 75 757 | 211 198 | 41 674 | 113 815 |
| 9 OXY-FUNCT ACIDS, DERIVS | 77 553 | 259 329 | 31 208 | 99 850 | 17 166 | 53 765 |
| 514 NITROGEN-FUNCTN COMPOUNDS | 762 205 | 2 120 911 | 284 746 | 847 939 | 156 621 | 456 675 |
| 5 AMINE-FUNCTION COMPOUNDS | 227 241 | 659 863 | 83 109 | 253 808 | 45 749 | 136 672 |
| 6 OXYGEN-FUNCT AMINO-CMPNDS | 90 405 | 281 231 | 79 850 | 309 319 | 43 951 | 166 220 |
| 7 AMIDE-FUNCT CMPD, EXC UREA | 33 763 | 87 449 | 45 200 | 82 606 | 24 796 | 44 712 |
| 8 OTH NITROGEN FUNCT CMPDS | 410 796 | 1 092 368 | 76 587 | 202 206 | 42 125 | 109 071 |
| 515 ORG-INORG COMPOUNDS ETC | 309 854 | 1 008 370 | 203 539 | 655 178 | 112 020 | 352 913 |
| 4 ORGANO-SULPHUR COMPOUNDS | 38 640 | 110 895 | 18 729 | 58 155 | 10 318 | 31 371 |
| 5 OTHR ORG-INORG COMPOUNDS | 15 259 | 49 077 | 10 248 | 30 086 | 5 639 | 16 191 |
| 6 HETEROCYCLIC CMPDS ETC | 248 276 | 821 750 | 160 673 | 521 452 | 88 421 | 280 839 |
| 7 SULPHONAMIDES, ETC | 7 679 | 26 648 | 13 889 | 45 485 | 7 642 | 24 512 |
| 516 OTHER ORGANIC CHEMICALS | 828 136 | 2 653 415 | 153 701 | 454 417 | 84 611 | 245 025 |
| 1 ETHERS, EPOXIDES, ACETALS | 371 546 | 1 155 871 | 59 276 | 177 456 | 32 627 | 95 687 |
| 2 ALDEHYDE ETC FUNCT CMPNDS | 418 283 | 1 391 734 | 64 559 | 193 548 | 35 557 | 104 366 |
| 3 INORGANIC ESTERS, ETC | 21 586 | 58 564 | 8 710 | 22 623 | 4 792 | 12 203 |
| 9 OTHER ORGANIC CHEMICALS | 16 721 | 47 246 | 21 156 | 60 790 | 11 635 | 32 769 |
| 522 INORG ELEMNTS, OXIDES, ETC | 3 378 422 | 10 562 443 | 245 870 | 699 211 | 135 271 | 376 881 |
| 1 CHEMICAL ELEMENTS | 821 961 | 2 662 831 | 106 811 | 294 283 | 58 795 | 158 678 |
| 2 INORGANIC ACIDS ETC | 1 485 026 | 4 320 303 | 40 017 | 125 220 | 22 005 | 67 417 |
| 3 HALGEN, SULPHR CMPD NONMET | 50 891 | 173 489 | 3 610 | 11 348 | 1 985 | 6 119 |
| 4 ZINC, IRON, LEAD ETC OXIDE | 120 626 | 368 860 | 38 244 | 102 761 | 21 028 | 55 394 |
| 5 INORGANIC BASES ETC NES | 899 918 | 3 036 960 | 57 188 | 165 599 | 31 458 | 89 273 |
| 523 OTHR INORGANIC CHEMICALS | 2 161 947 | 6 337 333 | 176 908 | 523 304 | 97 357 | 282 045 |
| 1 METAL CMPD OF INORG ACID | 475 750 | 1 441 939 | 36 570 | 110 921 | 20 130 | 59 736 |
| 2 CONTINUATION OF 5231 | 1 363 579 | 4 067 737 | 76 960 | 235 670 | 42 375 | 127 056 |
| 3 METALLIC ACID SALTS ETC | 22 980 | 70 522 | 25 086 | 72 245 | 13 800 | 38 914 |
| 9 INORG CHEM PRODUCTS NES | 299 638 | 757 135 | 38 292 | 104 468 | 21 052 | 56 339 |

4 IMPORTS AND EXPORTS (SPECIAL TRADE) BY GROUPS AND SUBGROUPS OF THE SITC 1979
4.1 IMPORTS

| GROUP / SUBGROUP | DT = 100 KG | | 1 000 DM | | 1 000 \$ | |
|-------------------------------|-------------|------------|-----------|-----------|-----------|-----------|
| | JULY/SEPT | JAN/SEPT | JULY/SEPT | JAN/SEPT | JULY/SEPT | JAN/SEPT |
| 524 RADIOACTIVE ETC MATERIAL | 8 263 | 29 977 | 346 620 | 1 246 891 | 190 976 | 672 565 |
| 1 RADIOACTIVE ELEMENTS ETC | 5 503 | 19 371 | 339 194 | 1 220 939 | 186 893 | 658 604 |
| 9 OTH RADIOACTIVE ETC MTLs | 2 760 | 10 606 | 7 426 | 25 952 | 4 083 | 13 961 |
| 531 SYNT DYE,NAT INDGO,LAKES | 61 651 | 175 459 | 93 454 | 277 696 | 51 448 | 149 698 |
| 1 SYNTH ORGANIC DYESTUFFS | 51 459 | 144 260 | 79 886 | 235 339 | 43 991 | 126 868 |
| 2 SYNTH LUMIN,INDGO,LAKES | 10 192 | 31 199 | 13 568 | 42 357 | 7 457 | 22 830 |
| 532 DYES NES,TANNING PRODS | 9 716 | 59 455 | 2 870 | 13 694 | 1 581 | 7 351 |
| 2 DYE,TANN EXTRACTS,TANNINS | 6 656 | 48 236 | 2 252 | 11 344 | 1 240 | 6 088 |
| 3 SYNTHETIC TANNING PRODS | 3 060 | 11 219 | 618 | 2 350 | 341 | 1 263 |
| 533 PIGMENTS,PAINTS,ETC | 500 436 | 1 434 198 | 147 868 | 430 479 | 81 400 | 231 991 |
| 1 COLOURING MATERIAL NES | 167 002 | 522 767 | 40 124 | 124 453 | 22 088 | 67 011 |
| 2 PRINTING INKS | 13 267 | 39 307 | 8 244 | 23 756 | 4 541 | 12 819 |
| 4 VARNISH,DISTEMPER,ETC | 154 794 | 410 677 | 65 695 | 175 985 | 36 171 | 94 926 |
| 5 GLAZES,DRIERS,PUTTY ETC | 165 373 | 461 447 | 33 805 | 106 285 | 18 600 | 57 235 |
| 541 MEDICINAL ETC PRODUCTS | 92 103 | 282 427 | 503 388 | 1 565 938 | 276 981 | 843 805 |
| 1 VITAMINS,PROVITAMINS | 10 113 | 33 052 | 29 570 | 92 302 | 16 276 | 49 757 |
| 3 ANTIBIOTICS | 5 018 | 14 075 | 60 823 | 187 743 | 33 471 | 101 188 |
| 4 VEG ALKALOIDS AND DERIVS | 658 | 4 207 | 39 558 | 127 580 | 21 773 | 68 767 |
| 5 HORMONES | 43 | 135 | 14 959 | 57 908 | 8 231 | 31 161 |
| 6 GLYCOSIDES,GLANDS,SERA | 2 928 | 8 705 | 31 733 | 102 044 | 17 464 | 54 954 |
| 7 MEDICAMENTS | 59 364 | 180 541 | 298 978 | 909 275 | 164 486 | 489 976 |
| 9 PHARMACEUTICAL GOODS | 13 979 | 41 712 | 27 767 | 89 086 | 15 280 | 48 002 |
| 551 ESSENTL OIL,PERFUME,ETC | 37 147 | 105 311 | 69 549 | 213 373 | 38 276 | 115 018 |
| 3 ESSENTIAL OILS ETC | 15 664 | 40 867 | 21 162 | 62 682 | 11 645 | 33 789 |
| 4 MIXED PERFUME SUBSTANCES | 21 483 | 64 444 | 48 387 | 150 691 | 26 631 | 81 229 |
| 553 PERFUMERY,COSMETICS,ETC | 83 094 | 274 106 | 109 828 | 330 736 | 60 486 | 178 274 |
| 0 PERFUMERY,COSMETICS,ETC | | | | | | |
| 554 SOAPS,CLEANING ETC PREPS | 367 190 | 1 160 125 | 78 864 | 239 184 | 43 439 | 128 919 |
| 1 SOAPS | 22 681 | 70 562 | 13 862 | 36 512 | 7 632 | 19 717 |
| 2 WASHING PREPARATIONS ETC | 281 530 | 885 156 | 53 678 | 165 839 | 29 566 | 89 346 |
| 3 POLISHES ETC | 62 979 | 204 407 | 11 324 | 36 833 | 6 241 | 19 856 |
| 562 FERTILIZERS MANUFACTURED | 9 043 206 | 24 124 834 | 214 391 | 601 210 | 118 048 | 324 200 |
| 1 CHEM NITROGENOUS FERTILZR | 3 929 631 | 10 867 053 | 102 296 | 283 077 | 56 358 | 152 641 |
| 2 CHEM PHOSPHATIC FERTILZR | 2 593 206 | 5 528 187 | 31 112 | 68 624 | 17 112 | 37 040 |
| 3 CHEM POTASSIC FERTILIZER | 240 169 | 658 806 | 4 795 | 12 859 | 2 639 | 6 938 |
| 9 FERTILIZERS NES | 2 280 200 | 7 070 788 | 76 188 | 236 650 | 41 939 | 127 581 |
| 572 EXPLOSIVES,PYROTECH PROD | 25 680 | 56 291 | 18 968 | 44 377 | 10 438 | 23 983 |
| 1 PREPARED EXPLOSIVES | 14 309 | 38 052 | 11 497 | 30 807 | 6 324 | 16 622 |
| 2 FUSES,PRIMERS,DETONATORS | 131 | 868 | 514 | 1 772 | 284 | 952 |
| 3 PYROTECHNIC PRODUCTS | 11 240 | 17 371 | 6 957 | 11 798 | 3 830 | 6 409 |
| 582 PROD OF CONDENSATION ETC | 1 573 277 | 4 638 386 | 452 188 | 1 221 414 | 248 859 | 658 826 |
| 1 PHENOPLASTS | 104 289 | 315 909 | 24 901 | 68 634 | 13 719 | 37 023 |
| 2 AMINOPLASTS | 492 230 | 1 590 474 | 29 758 | 94 280 | 16 404 | 50 822 |
| 3 ALKYDS,OTHER POLYESTERS | 235 617 | 640 237 | 102 398 | 272 182 | 56 337 | 146 841 |
| 4 POLYAMIDES | 333 466 | 892 052 | 137 505 | 342 722 | 75 628 | 184 989 |
| 5 POLYURETHANES | 79 916 | 243 107 | 32 520 | 92 672 | 17 914 | 49 985 |
| 6 EPOXIDE RESINS | 59 940 | 191 796 | 28 452 | 87 635 | 15 648 | 47 126 |
| 7 SILICONES | 18 199 | 55 307 | 18 830 | 56 791 | 10 368 | 30 580 |
| 8 ION EXCH,CONDEN ETC TYPE | 847 | 1 758 | 276 | 625 | 151 | 338 |
| 9 OTH CONDENSATION ETC PROD | 248 773 | 707 746 | 77 548 | 205 873 | 42 690 | 111 122 |
| 583 PROD OF POLYMERIZING ETC | 4 652 144 | 13 752 174 | 1 031 691 | 2 823 562 | 567 823 | 1 522 675 |
| 1 POLYETHYLENE | 1 813 134 | 5 234 238 | 359 890 | 926 335 | 197 994 | 499 726 |
| 2 POLYPROPYLENE | 298 881 | 881 940 | 58 424 | 156 118 | 32 168 | 84 237 |
| 3 POLYSTYRENE,ITS COPOLYMR | 918 237 | 2 770 554 | 209 703 | 596 968 | 115 417 | 321 847 |
| 4 POLYVINYL CHLORIDE | 1 164 382 | 3 445 831 | 238 828 | 661 199 | 131 513 | 356 561 |
| 5 VINYL CHLOR,ACET COPOLYM | 26 925 | 108 851 | 7 040 | 23 652 | 3 877 | 12 732 |
| 6 ACRYLIC POLYMERS ETC | 111 448 | 357 451 | 40 384 | 120 868 | 22 250 | 65 158 |
| 7 POLYVINYL ACETATE | 44 667 | 141 777 | 8 657 | 25 322 | 4 765 | 13 645 |
| 8 ION EXCH,POLYMR ETC TYPE | 5 673 | 17 789 | 2 692 | 7 118 | 1 481 | 3 844 |
| 9 OTH PLYMRIZATION ETC PROD | 268 797 | 793 743 | 106 073 | 305 982 | 58 358 | 164 925 |
| 584 CELLULOSE DERIVATIVES ETC | 94 179 | 315 996 | 51 347 | 159 188 | 28 289 | 85 759 |
| 1 REGENERATED CELLULOSE | 24 828 | 83 243 | 18 340 | 55 827 | 10 097 | 30 081 |
| 2 CELLULOSE NITRATES | 8 125 | 28 605 | 2 862 | 10 092 | 1 576 | 5 433 |
| 3 CELLULOSE ACETATES | 33 973 | 120 465 | 13 295 | 44 902 | 7 340 | 24 178 |
| 9 OTH CELL DERIV,VULC FBRE | 27 253 | 83 683 | 16 850 | 48 367 | 9 276 | 26 067 |

4 IMPORTS AND EXPORTS (SPECIAL TRADE) BY GROUPS AND SUBGROUPS OF THE SITC 1979
4.1 IMPORTS

| GROUP / SUBGROUP | DT = 100 KG | | 1 000 DM | | 1 000 \$ | |
|------------------------------|-------------|------------|-----------|-----------|-----------|-----------|
| | JULY/SEPT | JAN/SEPT | JULY/SEPT | JAN/SEPT | JULY/SEPT | JAN/SEPT |
| 585 PLASTIC MATERIALS NES | 179 236 | 531 127 | 39 503 | 108 281 | 21 729 | 58 406 |
| 1 MODIFIED NATL RESINS ETC | 18 122 | 49 138 | 5 772 | 14 991 | 3 175 | 8 090 |
| 2 OTH ART PLASTIC MTLs NES | 161 114 | 481 989 | 33 731 | 93 290 | 18 554 | 50 316 |
| 591 PESTICIDES,DISINFECTANTS | 88 462 | 328 258 | 73 487 | 264 965 | 40 471 | 142 654 |
| 1 INSECTICIDES,RETAIL ETC | 8 007 | 38 088 | 5 987 | 40 868 | 3 304 | 21 906 |
| 2 FUNGICIDES,RETAIL ETC | 17 564 | 68 870 | 10 160 | 46 350 | 5 593 | 24 877 |
| 3 HERBICIDES,RETAIL ETC | 32 553 | 139 186 | 36 932 | 124 117 | 20 333 | 66 898 |
| 4 DISINFECTANTS ETC,RETAIL | 30 338 | 82 114 | 20 408 | 53 630 | 11 241 | 28 973 |
| 592 STARCH,INULIN,GLUTEN,ETC | 317 417 | 937 252 | 60 609 | 181 560 | 33 352 | 97 857 |
| 1 STARCHES,INULIN,GLUTEN | 141 793 | 397 491 | 9 145 | 26 545 | 5 034 | 14 309 |
| 2 ALBUMINOIDAL SUBST,GLUES | 175 624 | 539 761 | 51 464 | 155 015 | 28 318 | 83 548 |
| 598 MISC CHEMICAL PRODS NES | 2 231 820 | 6 416 879 | 327 276 | 926 710 | 180 144 | 499 671 |
| 1 CHEMICALS FROM WOOD,RESIN | 284 879 | 893 527 | 24 486 | 72 984 | 13 469 | 39 347 |
| 2 ANTI-KNOCK PREPS,ETC | 244 675 | 635 454 | 56 347 | 139 321 | 31 007 | 75 202 |
| 3 ORGANIC CHEM PRODS NES | 109 025 | 324 421 | 19 998 | 62 483 | 11 013 | 33 673 |
| 9 CHEM PRODS AND PREPS NES | 1 593 241 | 4 563 477 | 226 445 | 651 922 | 124 655 | 351 449 |
| 611 LEATHER | 78 108 | 250 670 | 255 019 | 801 719 | 140 352 | 431 719 |
| 2 LEATHER ARTIFIC,RECONST | 2 943 | 5 850 | 498 | 1 141 | 273 | 615 |
| 3 CALF LEATHER | 7 029 | 27 487 | 35 111 | 139 880 | 19 319 | 75 176 |
| 4 LEATHR BOVINE NES,EQUINE | 50 587 | 162 975 | 116 805 | 352 405 | 64 299 | 189 792 |
| 5 LEATHER FROM SHEEP,LAMBS | 6 286 | 22 306 | 40 126 | 130 349 | 22 069 | 70 170 |
| 6 LEATHER NES | 9 107 | 25 559 | 55 901 | 157 176 | 30 771 | 84 776 |
| 8 LEATHER SPECIALLY FINSHD | 2 156 | 6 493 | 6 578 | 20 768 | 3 621 | 11 190 |
| 612 LEATHER ETC MANUFACTURES | 36 273 | 113 592 | 61 827 | 180 811 | 34 039 | 97 497 |
| 1 LEATHER BELTING ETC | 495 | 949 | 1 143 | 2 633 | 629 | 1 422 |
| 2 HARNESS-MAKERS GOODS | 1 644 | 4 681 | 3 668 | 11 587 | 2 020 | 6 243 |
| 3 PREPD PARTS OF FOOTWEAR | 30 185 | 97 238 | 51 398 | 150 374 | 28 298 | 81 093 |
| 9 LEATHER MANUFACTURES NES | 3 949 | 10 724 | 5 618 | 16 217 | 3 092 | 8 739 |
| 613 FUR SKINS TANNED,DRESSED | 10 545 | 29 756 | 118 623 | 336 503 | 65 323 | 181 357 |
| 0 FUR SKINS TANNED,DRESSED | | | | | | |
| 621 MATERIALS OF RUBBER | 189 907 | 580 233 | 82 830 | 248 878 | 45 624 | 134 133 |
| 0 MATERIALS OF RUBBER | | | | | | |
| 625 RUBBER TYRES,TUBES | 723 594 | 2 186 211 | 369 423 | 1 109 328 | 203 557 | 598 027 |
| 1 TYRES NEW FOR MOTOR CARS | 268 618 | 871 242 | 174 802 | 557 889 | 96 351 | 300 588 |
| 2 TYRES,NEW,BUS OR LORRY | 200 159 | 552 508 | 114 031 | 312 132 | 62 819 | 168 416 |
| 3 TYRES NEW FOR AIRCRAFT | 1 212 | 4 566 | 1 050 | 3 870 | 578 | 2 085 |
| 4 TYRES,NEW,MTR OR BICYCLE | 20 180 | 60 602 | 11 289 | 33 088 | 6 205 | 17 836 |
| 9 OTH TYRES,TYRE CASES,ETC | 233 425 | 697 293 | 68 251 | 202 349 | 37 604 | 109 102 |
| 628 RUBBER ARTICLES NES | 87 144 | 262 874 | 102 374 | 304 054 | 56 371 | 163 896 |
| 1 HYGIENIC UNHRDND RUBBER | 4 304 | 10 932 | 4 966 | 14 631 | 2 734 | 7 891 |
| 2 RUBBER BELTING | 17 421 | 53 132 | 20 382 | 62 397 | 11 228 | 33 627 |
| 9 OTH RUBBER ARTICLES NES | 65 419 | 198 810 | 77 026 | 227 026 | 42 409 | 122 378 |
| 633 CORK MANUFACTURES | 26 878 | 86 844 | 18 605 | 65 320 | 10 230 | 35 123 |
| 0 CORK MANUFACTURES | | | | | | |
| 634 VENEERS,PLYWOOD,ETC | 2 384 090 | 7 376 660 | 261 986 | 819 555 | 144 312 | 441 308 |
| 1 VENEER SHEETS | 194 541 | 610 031 | 79 324 | 255 607 | 43 661 | 137 483 |
| 2 PLYWOOD OF WOOD SHEETS | 510 509 | 1 688 816 | 76 136 | 244 826 | 41 957 | 131 839 |
| 3 IMPROVED,RECONSTIT WOOD | 1 483 153 | 4 458 130 | 60 556 | 177 888 | 33 374 | 95 938 |
| 4 WOOD-BASED PANELS NES | 173 363 | 537 261 | 34 388 | 103 862 | 18 944 | 55 929 |
| 9 WOOD SIMPLY SHAPED NES | 22 524 | 82 422 | 11 582 | 37 372 | 6 376 | 20 119 |
| 635 WOOD MANUFACTURES NES | 622 034 | 2 270 605 | 190 635 | 520 715 | 104 989 | 280 720 |
| 1 BOXES,CASES,CRATES | 38 114 | 108 060 | 5 517 | 15 563 | 3 040 | 8 393 |
| 2 COOPRAGE PROD,INC STAVES | 1 377 | 6 181 | 693 | 2 716 | 382 | 1 465 |
| 3 BUILDERS WOODWRK,PREFABS | 343 529 | 880 025 | 101 382 | 255 365 | 55 851 | 137 779 |
| 4 WOOD MFRS,DOMESTIC ETC | 53 662 | 174 780 | 42 035 | 125 321 | 23 145 | 67 534 |
| 9 OTHER WOOD MANUFACTURES | 385 352 | 1 101 559 | 41 008 | 121 750 | 22 571 | 65 549 |
| 641 PAPER AND PAPERBOARD | 10 105 808 | 30 608 084 | 1 176 446 | 3 477 761 | 648 808 | 1 874 475 |
| 1 NEWSPRINT | 1 859 383 | 6 054 906 | 185 421 | 603 054 | 102 126 | 324 803 |
| 2 PRINTG,WRITING PAPER NES | 2 761 625 | 8 273 753 | 419 119 | 1 215 623 | 230 707 | 655 382 |
| 3 KRAFT PAPER,PAPERBOARD | 2 504 054 | 7 449 730 | 205 839 | 593 199 | 113 274 | 319 633 |
| 5 PAPER,PAPERBD,BULK NES | 1 350 666 | 4 093 953 | 132 849 | 393 911 | 73 159 | 212 334 |
| 6 FIBREBOARD OF WOOD ETC | 462 923 | 1 401 512 | 23 908 | 70 731 | 13 184 | 38 128 |
| 7 CORRUGATED PAPER ETC BLK | 167 098 | 502 596 | 21 407 | 62 592 | 11 793 | 33 750 |
| 8 COATED ETC PAPER NES BLK | 866 399 | 2 428 153 | 158 584 | 449 151 | 87 318 | 242 182 |
| 9 CONVERTED PAPER ETC NES | 133 660 | 403 481 | 31 319 | 89 500 | 17 247 | 48 263 |

4 IMPORTS AND EXPORTS (SPECIAL TRADE) BY GROUPS AND SUBGROUPS OF THE SITC 1979
4.1 IMPORTS

| GROUP / SUBGROUP | DT = 100 KG | | 1 000 DM | | 1 000 \$ | |
|------------------------------|-------------|------------|-----------|-----------|-----------|-----------|
| | JULY/SEPT | JAN/SEPT | JULY/SEPT | JAN/SEPT | JULY/SEPT | JAN/SEPT |
| 642 ARTICLES OF PAPER ETC | 824 330 | 2 477 475 | 201 446 | 593 074 | 110 895 | 319 636 |
| 1 PAPER ETC CONTAINERS | 219 627 | 679 749 | 45 973 | 140 963 | 25 331 | 75 987 |
| 2 CORRESPONDENCE STATIONERY | 5 947 | 20 230 | 3 382 | 10 285 | 1 863 | 5 543 |
| 3 EXERCISE BOOKS ETC | 35 131 | 108 299 | 14 420 | 42 558 | 7 941 | 22 952 |
| 4 PAPER ETC CT TO SIZE NES | 312 677 | 960 301 | 64 830 | 196 403 | 35 692 | 105 829 |
| 8 PAPER ETC ARTICLES NES | 250 948 | 708 896 | 72 841 | 202 865 | 40 068 | 109 325 |
| 651 TEXTILE YARN AND THREAD | 908 818 | 2 946 953 | 674 996 | 2 165 117 | 371 874 | 1 166 687 |
| 1 SILK YARN AND THREAD | 524 | 1 913 | 3 083 | 11 265 | 1 699 | 6 065 |
| 2 WOOL,HAIR YARN,INCL TOPS | 66 583 | 235 891 | 100 593 | 338 059 | 55 440 | 182 114 |
| 3 COTTON YARN | 279 911 | 926 928 | 183 377 | 584 469 | 101 010 | 314 885 |
| 4 SYN FIB YRN,BULK,MONOFIL | 336 561 | 1 080 926 | 239 837 | 759 044 | 132 114 | 408 998 |
| 5 YARN OF 6514 AT RETAIL | 12 179 | 38 494 | 18 828 | 58 718 | 10 372 | 31 704 |
| 6 DISCON SYN FIB BLEND YRN | 27 116 | 79 825 | 34 670 | 105 288 | 19 100 | 56 774 |
| 7 REGEN FIBRE YARN,MONOFIL | 79 457 | 279 695 | 58 737 | 207 831 | 32 368 | 111 956 |
| 8 YARN OF 6517 AT RETAIL | 143 | 529 | 357 | 1 001 | 197 | 538 |
| 9 TEXTILE FIBRE YARN NES | 106 344 | 302 752 | 35 514 | 99 442 | 19 574 | 53 653 |
| 652 COTTON FABRICS,WOVEN | 239 940 | 770 738 | 324 134 | 1 114 669 | 178 403 | 600 429 |
| 1 GREY WOVEN COTTON FABRIC | 127 880 | 366 281 | 108 090 | 311 217 | 59 432 | 167 781 |
| 2 WOVEN COTTON BLCHD,ETC | 112 060 | 404 457 | 216 044 | 803 452 | 118 971 | 432 648 |
| 653 WOVN MAN-MADE FIB FABRIC | 192 730 | 656 345 | 334 407 | 1 138 746 | 184 131 | 613 505 |
| 1 CONT SYNT WEAVES NONPILE | 33 245 | 114 519 | 60 883 | 203 128 | 33 516 | 109 437 |
| 2 DISC SYN TXTL FABRIC NES | 27 133 | 86 339 | 50 285 | 170 239 | 27 689 | 91 676 |
| 4 DISC SYN BLEND FABRC NES | 57 481 | 178 173 | 104 321 | 322 501 | 57 440 | 173 921 |
| 5 CONT REGN WEAVES NONPILE | 17 087 | 71 776 | 31 180 | 114 211 | 17 162 | 61 517 |
| 6 DISC REGN TXTL FABRC NES | 29 495 | 99 618 | 35 149 | 124 605 | 19 339 | 67 098 |
| 8 DISC REG BLEND FABRC NES | 12 890 | 50 668 | 23 238 | 96 428 | 12 800 | 51 859 |
| 9 MAN-MADE PILE ETC FABRIC | 15 399 | 55 252 | 29 351 | 107 634 | 16 185 | 57 997 |
| 654 OTH WOVEN TEXTILE FABRIC | 127 873 | 361 977 | 276 478 | 774 655 | 152 085 | 417 373 |
| 1 SILK FABRICS WOVEN | 1 844 | 7 963 | 24 050 | 80 000 | 13 229 | 43 147 |
| 2 WOVEN WOOL,HAIR NONPILE | 37 678 | 103 135 | 125 633 | 347 452 | 69 107 | 187 236 |
| 3 WOVN WOOL ETC FABRIC NES | 43 370 | 109 851 | 94 437 | 239 016 | 51 927 | 128 731 |
| 4 WOVEN FLAX,RAMIE FABRICS | 4 679 | 14 664 | 6 575 | 21 741 | 3 622 | 11 720 |
| 5 WEAVES OF FIBRES OF 2640 | 27 160 | 84 782 | 11 573 | 37 184 | 6 378 | 20 019 |
| 6 GLASS FIBRE FABRIC | 10 471 | 30 464 | 8 932 | 26 775 | 4 922 | 14 439 |
| 9 WOVEN FABRICS NES | 2 671 | 11 118 | 5 278 | 22 487 | 2 900 | 12 081 |
| 655 KNIT ETC FABRICS | 65 650 | 198 583 | 131 769 | 399 648 | 72 583 | 215 408 |
| 1 KNIT ETC SYNTH FAB NONEL | 48 510 | 141 226 | 93 932 | 273 506 | 51 751 | 147 462 |
| 2 OTHER KNIT ETC FAB NONEL | 15 724 | 51 866 | 34 305 | 111 447 | 18 891 | 60 049 |
| 3 KNIT ETC FABRIC,ELASTIC | 1 416 | 5 491 | 3 532 | 14 695 | 1 941 | 7 897 |
| 656 LACE,RIBBONS,TULLE,ETC | 17 748 | 61 295 | 50 532 | 172 101 | 27 835 | 92 669 |
| 0 LACE,RIBBONS,TULLE,ETC | | | | | | |
| 657 SPECIAL TEXTILE ETC PROD | 271 493 | 896 540 | 218 275 | 671 326 | 120 178 | 361 651 |
| 1 FELT AND ARTICLES NES | 23 138 | 78 203 | 9 848 | 34 099 | 5 421 | 18 349 |
| 2 BONDED FIBRE TEXTLS NES | 64 227 | 192 920 | 73 875 | 226 492 | 40 677 | 122 075 |
| 3 COATED ETC TEXTILES NES | 73 145 | 207 626 | 67 637 | 196 743 | 37 254 | 106 049 |
| 4 ELASTIC FAB ETC NOT KNIT | 2 918 | 9 512 | 4 612 | 17 543 | 2 541 | 9 448 |
| 5 CORDAGE AND MANUFACTURES | 85 717 | 344 314 | 22 028 | 77 749 | 12 115 | 41 737 |
| 6 HAT BODIES | 235 | 687 | 1 405 | 3 889 | 771 | 2 093 |
| 7 TEXTILES FOR MACHINERY | 19 978 | 56 864 | 34 686 | 102 620 | 19 092 | 55 326 |
| 9 SPECL TEXTILE PRODS NES | 2 135 | 6 414 | 4 184 | 12 191 | 2 307 | 6 574 |
| 658 TEXTILE ARTICLES NES | 136 427 | 441 555 | 164 468 | 493 334 | 90 515 | 265 912 |
| 1 BAGS,SACKS OF TEXTILES | 33 968 | 116 371 | 9 500 | 30 285 | 5 231 | 16 333 |
| 2 MADE-UP CANVAS GOODS | 13 708 | 59 524 | 16 859 | 60 961 | 9 262 | 32 795 |
| 3 BLANKETS ETC NON ELECTRC | 9 969 | 31 788 | 9 015 | 28 550 | 4 962 | 15 383 |
| 4 LINENS ETC | 60 298 | 178 965 | 96 506 | 283 729 | 53 129 | 152 990 |
| 9 OTH TEXTILE ARTICLES NES | 18 484 | 54 907 | 32 588 | 89 809 | 17 931 | 48 411 |
| 659 FLOOR COVERINGS ETC | 500 383 | 1 563 099 | 619 437 | 1 790 313 | 341 071 | 965 798 |
| 1 LINOLEUM ETC | 9 128 | 30 775 | 2 142 | 7 005 | 1 175 | 3 771 |
| 2 CARPETS ETC KNOTTED | 56 463 | 155 696 | 346 840 | 934 952 | 190 949 | 504 721 |
| 3 KELEM,SCHUMACKS ETC RUGS | 1 493 | 4 299 | 3 551 | 9 972 | 1 956 | 5 380 |
| 4 WOOL CARPETS ETC NES | 44 461 | 130 513 | 51 933 | 154 389 | 28 606 | 83 285 |
| 5 MAN-MADE TXTL CARPETS NES | 341 407 | 1 080 143 | 189 162 | 599 401 | 104 189 | 323 082 |
| 6 OTH TXTL CARPETS ETC NES | 33 894 | 105 683 | 16 571 | 53 822 | 9 119 | 29 004 |
| 7 PLAITS & PLAITED PRODS | 13 537 | 55 990 | 9 238 | 30 772 | 5 077 | 16 555 |
| 661 CEMENT ETC BUILDING PROD | 6 959 215 | 16 977 252 | 184 066 | 482 270 | 101 374 | 260 049 |
| 1 LIME | 381 479 | 1 038 014 | 3 407 | 9 280 | 1 874 | 4 999 |
| 2 CEMENT | 4 066 170 | 9 473 476 | 32 528 | 80 432 | 17 915 | 43 346 |
| 3 BUILDING STONE ETC WORKD | 2 043 125 | 5 324 214 | 118 644 | 317 791 | 65 345 | 171 353 |
| 8 MNRL BLDG PRD UNFIRD NES | 468 441 | 1 141 548 | 29 487 | 74 767 | 16 240 | 40 351 |

4 IMPORTS AND EXPORTS (SPECIAL TRADE) BY GROUPS AND SUBGROUPS OF THE SITC 1979
4.1 IMPORTS

| GROUP / SUBGROUP | DT = 100 KG | | 1 000 DM | | 1 000 \$ | |
|---------------------------------|-------------|------------|-----------|-----------|-----------|-----------|
| | JULY/SEPT | JAN/SEPT | JULY/SEPT | JAN/SEPT | JULY/SEPT | JAN/SEPT |
| 662 CLAY,REFRACTORY BLDG PRD | 5 868 301 | 15 036 903 | 286 418 | 794 654 | 157 669 | 428 484 |
| 3 REFRACTORY BUILDING PROD | 618 327 | 1 818 083 | 45 107 | 138 293 | 24 836 | 74 552 |
| 4 BRICK ETC NONREFRACTORY | 5 249 974 | 13 218 820 | 241 311 | 656 361 | 132 833 | 353 932 |
| 663 OTH NONMETAL MINERAL MFS | 2 944 867 | 7 725 659 | 201 799 | 591 749 | 111 106 | 318 859 |
| 1 GRINDING STONES ETC | 18 543 | 53 818 | 23 189 | 67 289 | 12 769 | 36 278 |
| 2 ABRASIVE CLOTHS ETC | 23 802 | 75 896 | 18 883 | 60 934 | 10 391 | 32 821 |
| 3 MINRL MFS NES NONCERAMIC | 2 222 827 | 5 877 066 | 72 555 | 209 887 | 39 952 | 113 073 |
| 5 MINRL INSULATING PROD NES | 539 361 | 1 296 709 | 32 276 | 92 388 | 17 780 | 49 813 |
| 7 REFRACTORY WARE NONBLDG | 35 260 | 103 339 | 13 081 | 37 511 | 7 206 | 20 203 |
| 8 ASBESTOS, FRICTION PRODS | 47 238 | 141 852 | 28 865 | 88 024 | 15 886 | 47 423 |
| 9 CERAMIC ARTICLES NES | 57 836 | 176 979 | 12 950 | 35 716 | 7 122 | 19 248 |
| 664 GLASS | 1 359 230 | 3 555 812 | 185 630 | 511 915 | 102 236 | 276 177 |
| 1 GLASS NONOPTICAL, PLAIN | 91 601 | 306 022 | 8 147 | 28 042 | 4 486 | 15 095 |
| 2 OPTICAL GLASS UNWRKD ETC | 1 647 | 4 308 | 7 245 | 17 251 | 3 988 | 9 327 |
| 3 DRAWN, BLOWN GLASS UNWRKD | 65 174 | 229 198 | 3 855 | 13 391 | 2 122 | 7 204 |
| 4 GLASS SURFACE-GROUND ETC | 819 141 | 1 959 118 | 55 906 | 135 296 | 30 784 | 73 087 |
| 5 CAST, ROLLED GLASS UNWRKD | 34 307 | 86 272 | 2 557 | 6 598 | 1 408 | 3 563 |
| 6 GLASS CONSTRUCTION PRODS | 66 275 | 145 231 | 8 154 | 18 433 | 4 487 | 9 950 |
| 7 SAFETY GLASS | 75 943 | 267 144 | 29 616 | 100 242 | 16 324 | 53 995 |
| 8 SHEET GLASS METAL-COATED | 21 876 | 66 163 | 13 292 | 39 181 | 7 319 | 21 120 |
| 9 GLASS NES | 183 266 | 492 356 | 56 858 | 153 481 | 31 318 | 82 836 |
| 665 GLASSWARE | 843 873 | 2 424 950 | 123 765 | 384 161 | 68 120 | 206 958 |
| 1 BOTTLES ETC OF GLASS | 609 085 | 1 699 093 | 38 817 | 115 183 | 21 366 | 62 101 |
| 2 HOUSEHLD, HOTEL ETC GLASS | 214 260 | 661 850 | 69 224 | 217 357 | 38 106 | 117 050 |
| 8 GLASS ARTICLES NES | 20 528 | 64 007 | 15 724 | 51 621 | 8 648 | 27 807 |
| 666 POTTERY | 141 929 | 474 762 | 93 223 | 285 954 | 51 313 | 154 049 |
| 4 PORCELN, CHINA HOUSE WARE | 14 092 | 44 376 | 18 668 | 53 877 | 10 272 | 29 034 |
| 5 COARSE CERAMIC HOUSEWARE | 81 740 | 290 763 | 36 209 | 127 712 | 21 034 | 68 766 |
| 6 CERAMIC ORNAMENTS ETC | 46 097 | 139 623 | 36 346 | 104 365 | 20 007 | 56 249 |
| 667 PEARL, PREC-, SEMI-P STONE | 3 141 | 12 154 | 182 825 | 596 974 | 100 823 | 322 047 |
| 1 PEARLS UNSET, UNSTRUNG | 28 | 93 | 18 738 | 61 452 | 10 321 | 33 093 |
| 2 DIAMONDS NONINDUST, UNSET | | | 125 068 | 406 173 | 69 013 | 219 264 |
| 3 PREC-, SEMI-PR STONES NES | 3 053 | 11 874 | 36 193 | 119 739 | 19 934 | 64 514 |
| 4 SYNTH PREC-, SEMI-P STONE | 60 | 187 | 2 826 | 9 610 | 1 555 | 5 176 |
| 671 PIG IRON ETC | 3 042 638 | 8 187 621 | 368 237 | 928 572 | 202 718 | 501 257 |
| 2 PIG IRN, SPIEGELEISEN ETC | 607 175 | 1 607 019 | 20 412 | 56 102 | 11 275 | 30 332 |
| 3 IRON, STL POWDER, SHOT, ETC | 218 028 | 555 851 | 13 014 | 36 689 | 7 161 | 19 783 |
| 6 FERRO-ALLOYS | 2 217 435 | 6 024 751 | 334 811 | 835 781 | 184 282 | 451 142 |
| 672 IRON, STL PRIMARY FORMS | 5 273 517 | 19 836 147 | 352 677 | 1 200 323 | 193 734 | 646 673 |
| 4 IRN, STL INGOTS, LUMPS, ETC | 164 482 | 962 675 | 15 320 | 54 824 | 8 461 | 29 590 |
| 5 IRN, STL BLOOMS, SLABS, ETC | 2 074 377 | 8 675 531 | 148 565 | 479 174 | 81 745 | 258 083 |
| 7 IRN, STL COIL FR REROLLING | 3 034 658 | 10 797 941 | 188 192 | 666 325 | 103 528 | 359 000 |
| 673 IRON AND STEEL SHAPES | 8 665 622 | 29 429 330 | 674 710 | 2 210 988 | 371 235 | 1 190 438 |
| 1 IRON, STEEL WIRE ROD | 2 158 063 | 7 046 034 | 161 067 | 502 583 | 88 612 | 270 586 |
| 2 IRON, STEEL BARS ETC | 3 764 976 | 12 751 288 | 324 259 | 1 050 873 | 178 488 | 566 105 |
| 3 IRON, STEEL PROFILES ETC | 2 742 583 | 9 632 008 | 189 384 | 657 532 | 104 135 | 353 747 |
| 674 IRN, STL UNIV, PLATE, SHEET | 8 711 725 | 32 065 159 | 776 257 | 2 730 745 | 427 384 | 1 470 333 |
| 1 IRON OR STEEL UNIVERSALS | 95 195 | 423 260 | 6 756 | 27 465 | 3 717 | 14 778 |
| 4 IRN, STL HVY PLATE, ROLLED | 2 633 779 | 10 081 965 | 190 459 | 706 056 | 104 822 | 379 799 |
| 5 IRN, STL MED PLATE, ROLLED | 617 119 | 2 237 215 | 57 273 | 188 363 | 31 520 | 101 462 |
| 6 IRN, STL THIN PLATE, ROLLD | 4 206 771 | 15 293 485 | 381 351 | 1 349 181 | 210 058 | 726 806 |
| 7 TINNED PLATES, SHEETS | 350 795 | 1 108 451 | 46 182 | 142 329 | 25 435 | 76 727 |
| 9 OTH IRN, STL PLATES, SHEET | 808 066 | 2 920 783 | 94 236 | 317 351 | 51 832 | 170 761 |
| 675 IRON, STEEL HOOP, STRIP | 1 664 576 | 5 479 341 | 167 370 | 545 364 | 92 160 | 293 914 |
| 0 IRON, STEEL HOOP, STRIP | | | | | | |
| 676 RAILWAY RAILS ETC IRN, STL | 65 519 | 345 559 | 3 124 | 13 851 | 1 716 | 7 437 |
| 0 RAILWAY RAILS ETC IRN, STL | | | | | | |
| 677 IRN, STL WIRE EXCL W ROD | 593 756 | 1 865 507 | 89 651 | 284 313 | 49 397 | 153 258 |
| 0 IRN, STL WIRE EXCL W ROD | | | | | | |
| 678 IRON, STL TUBES, PIPES, ETC | 1 945 908 | 7 163 115 | 291 652 | 1 018 565 | 160 440 | 547 849 |
| 1 CAST IRON TUBES, PIPES | 80 387 | 221 243 | 7 802 | 20 976 | 4 300 | 11 316 |
| 2 IRN, STL SEAMLESS TUBES | 570 012 | 1 975 996 | 92 840 | 304 963 | 51 060 | 164 215 |
| 3 IRON, STL TUBE, PIPE NES | 1 167 820 | 4 565 893 | 131 873 | 516 614 | 72 536 | 277 494 |
| 4 STL HIGHPRESSURE CONDUIT | 3 618 | 43 012 | 590 | 7 992 | 325 | 4 251 |
| 5 IRON, STEEL TUBE FITTINGS | 124 071 | 356 971 | 58 547 | 168 020 | 32 219 | 90 573 |

4 IMPORTS AND EXPORTS (SPECIAL TRADE) BY GROUPS AND SUBGROUPS OF THE SITC 1979
4.1 IMPORTS

| GROUP / SUBGROUP | DT = 100 KG | | 1 000 DM | | 1 000 \$ | |
|------------------------------|-------------|-----------|-----------|-----------|-----------|-----------|
| | JULY/SEPT | JAN/SEPT | JULY/SEPT | JAN/SEPT | JULY/SEPT | JAN/SEPT |
| 679 IRN,STL CASTINGS UNWORKE | 110 116 | 311 201 | 16 425 | 47 648 | 9 044 | 25 696 |
| 3 IRON,STL FORGINGS ROUGH | 7 237 | 22 875 | 1 922 | 6 473 | 1 058 | 3 488 |
| 4 IRN STL CASTINGS ROUGH | 102 879 | 288 326 | 14 503 | 41 175 | 7 986 | 22 208 |
| 681 SILVER,PLATINUM,ETC | 3 205 | 10 718 | 265 871 | 715 177 | 146 376 | 385 797 |
| 1 SILVER UNWKD,PARTLY WRKD | 3 121 | 10 500 | 155 201 | 444 945 | 85 410 | 239 833 |
| 2 METALS OF PLATINUM GROUP | 84 | 218 | 110 670 | 270 232 | 60 966 | 145 964 |
| 682 COPPER EXC CEMENT COPPER | 1 764 302 | 5 514 663 | 670 999 | 2 040 024 | 369 423 | 1 099 192 |
| 1 COPPER NES,ALLOYS,UNWRT | 1 323 422 | 4 104 886 | 455 621 | 1 374 098 | 250 891 | 740 438 |
| 2 COPPER,ALLOYS WORKED | 440 880 | 1 409 777 | 215 378 | 665 926 | 118 532 | 358 754 |
| 683 NICKEL | 118 323 | 397 076 | 141 451 | 393 628 | 77 795 | 212 289 |
| 1 NICKEL,ALLOYS UNWROUGHT | 104 740 | 350 618 | 117 119 | 318 328 | 64 406 | 171 733 |
| 2 NICKEL,ALLOYS WORKED | 13 583 | 46 458 | 24 332 | 75 300 | 13 389 | 40 556 |
| 684 ALUMINIUM | 1 843 359 | 5 556 296 | 620 084 | 1 774 601 | 341 299 | 956 797 |
| 1 ALUMINIUM,ALLOYS,UNWRGHT | 1 245 845 | 3 660 224 | 344 815 | 938 337 | 189 677 | 505 934 |
| 2 ALUMINIUM,ALLOYS WORKED | 597 514 | 1 896 072 | 275 269 | 836 264 | 151 622 | 450 863 |
| 685 LEAD | 301 904 | 990 154 | 79 410 | 231 267 | 43 639 | 124 552 |
| 1 LEAD,ALLOYS UNWROUGHT | 289 112 | 959 385 | 76 021 | 223 382 | 41 775 | 120 293 |
| 2 LEAD,ALLOYS WORKED | 12 792 | 30 769 | 3 389 | 7 885 | 1 864 | 4 259 |
| 686 ZINC | 416 138 | 1 428 705 | 65 830 | 219 810 | 36 244 | 118 339 |
| 1 ZINC,ALLOYS UNWROUGHT | 310 479 | 1 154 125 | 44 787 | 165 439 | 24 662 | 88 960 |
| 3 ZINC,ALLOYS WKD,INC DUST | 105 659 | 274 580 | 21 043 | 54 371 | 11 582 | 29 379 |
| 687 TIN | 45 387 | 140 680 | 125 227 | 385 260 | 69 058 | 207 712 |
| 1 TIN,ALLOYS UNWROUGHT | 40 609 | 127 122 | 111 776 | 347 979 | 61 657 | 187 616 |
| 2 TIN,ALLOYS WORKED | 4 778 | 13 558 | 13 451 | 37 281 | 7 401 | 20 096 |
| 688 URANIUM,THORIUM,ALLOYS | 2 | 18 | 16 | 73 | 9 | 39 |
| 0 URANIUM,THORIUM,ALLOYS | | | | | | |
| 689 NON-FER BASE METALS NES | 108 635 | 357 096 | 123 687 | 379 130 | 68 066 | 204 255 |
| 1 TUNGST,MOLYB,TANTAL,MAGN | 77 334 | 262 993 | 52 221 | 167 963 | 28 723 | 90 447 |
| 9 BASE METALS NES,CERMETS | 31 301 | 94 103 | 71 466 | 211 167 | 39 343 | 113 808 |
| 691 STRUCTURES AND PARTS NES | 706 819 | 1 886 310 | 184 491 | 491 415 | 101 594 | 264 976 |
| 1 STRUCTURES,PARTS IRN,STL | 655 548 | 1 746 407 | 143 175 | 380 664 | 78 841 | 205 228 |
| 2 STRUCTURES,PARTS ALUMNM | 51 271 | 139 903 | 41 316 | 110 751 | 22 753 | 59 748 |
| 692 METAL TANKS,BOXES,ETC | 170 892 | 482 843 | 62 826 | 178 359 | 34 593 | 96 160 |
| 1 MTL STORAGE,MF TANKS,ETC | 45 450 | 118 542 | 16 406 | 39 602 | 9 035 | 21 387 |
| 4 MTL TRANSPORT BOXES ETC | 125 442 | 364 301 | 46 420 | 138 757 | 25 558 | 74 773 |
| 693 WIRE PRODUCTS NON ELECTR | 340 088 | 1 237 881 | 67 002 | 220 766 | 36 889 | 118 848 |
| 1 WIRE ROPES ETC | 83 920 | 264 637 | 39 201 | 119 620 | 21 583 | 64 461 |
| 2 IRON,STEEL FENCING WIRE | 5 571 | 62 586 | 724 | 7 490 | 398 | 4 020 |
| 5 METAL FENCING,GAUZE,ETC | 250 597 | 910 658 | 27 077 | 93 656 | 14 908 | 50 367 |
| 694 STL,COPPR NAILS,NUTS,ETC | 370 425 | 1 129 808 | 126 173 | 375 442 | 69 474 | 202 404 |
| 0 STL,COPPR NAILS,NUTS,ETC | | | | | | |
| 695 TOOLS | 121 394 | 380 995 | 238 688 | 738 031 | 131 379 | 397 588 |
| 1 HAND TOOLS,AGRIC FOREST | 8 236 | 33 870 | 4 203 | 17 065 | 2 314 | 9 181 |
| 3 OTHER HAND TOOLS | 78 022 | 230 042 | 81 326 | 240 532 | 44 743 | 129 631 |
| 4 BLADES,TIPS,ETC FR TOOLS | 35 136 | 117 083 | 153 159 | 480 434 | 84 322 | 258 776 |
| 696 CUTLERY | 27 234 | 87 413 | 58 210 | 178 230 | 32 043 | 96 080 |
| 0 CUTLERY | | | | | | |
| 697 BASE MTL HOUSEHOLD EQUIP | 165 008 | 521 441 | 138 219 | 411 565 | 76 106 | 221 759 |
| 3 DMSTC HEATG,COOKG APPARA | 63 284 | 200 611 | 30 476 | 87 272 | 16 778 | 47 050 |
| 4 BASE MTL DMSTC ARTIC NES | 64 104 | 206 174 | 62 956 | 190 925 | 34 679 | 102 855 |
| 5 BASE MTL INDR SANIT WARE | 7 325 | 24 358 | 6 876 | 22 292 | 3 784 | 12 000 |
| 8 BASE MTL HOUSE EQUIP NES | 30 295 | 90 298 | 37 911 | 111 076 | 20 865 | 59 854 |
| 699 OTHER METAL MANUFACTURES | 566 413 | 1 625 076 | 370 038 | 1 080 368 | 203 739 | 582 429 |
| 1 LOCKSMITHS WARES,ETC | 109 824 | 344 310 | 96 483 | 301 715 | 53 152 | 162 563 |
| 2 IRON,STL CHAIN AND PARTS | 31 844 | 81 109 | 18 681 | 45 762 | 10 290 | 24 749 |
| 3 PINS,HOOKS,EYES,ETC | 10 047 | 29 887 | 17 025 | 51 646 | 9 375 | 27 831 |
| 4 SPRINGS AND LEAVES | 39 333 | 119 400 | 15 267 | 46 011 | 8 404 | 24 797 |

4 IMPORTS AND EXPORTS (SPECIAL TRADE) BY GROUPS AND SUBGROUPS OF THE SITC 1979
4.1 IMPORTS

| GROUP / SUBGROUP | DT = 100 KG | | 1 000 DM | | 1 000 \$ | |
|---------------------------------|-------------|-----------|-----------|-----------|-----------|----------|
| | JULY/SEPT | JAN/SEPT | JULY/SEPT | JAN/SEPT | JULY/SEPT | JAN/SEPT |
| 6 BASE MTL MISC ARTICLES | 59 735 | 172 633 | 36 600 | 105 953 | 20 136 | 57 130 |
| 7 IRN, STL ARTICLES NES | 244 458 | 679 657 | 85 768 | 244 027 | 47 229 | 131 588 |
| 8 MFRS NES OF CPR, NIKL, ETC | 62 086 | 174 266 | 65 874 | 180 879 | 36 267 | 97 529 |
| 9 BASE MTLs WRT & MFRS NES | 9 086 | 23 814 | 34 340 | 104 375 | 18 886 | 56 242 |
| 711 STEAM BOILERS & AUX PLNT | 7 801 | 16 716 | 14 217 | 31 543 | 7 840 | 17 094 |
| 1 STEAM BOILERS ETC | 5 076 | 9 914 | 12 235 | 24 787 | 6 753 | 13 464 |
| 2 AUXILIARY BOILER PLANT | 2 199 | 3 240 | 952 | 1 735 | 521 | 940 |
| 9 PTS NES OF APP OF 711 | 526 | 3 562 | 1 030 | 5 021 | 566 | 2 690 |
| 712 STEAM ENGINES, TURBINES | 5 843 | 22 627 | 8 506 | 40 760 | 4 680 | 21 885 |
| 6 STM POWER UNITS & ENGINs | 815 | 2 337 | 1 961 | 8 359 | 1 077 | 4 497 |
| 9 ST POWER UNITS PARTS NES | 5 028 | 20 290 | 6 545 | 32 401 | 3 603 | 17 388 |
| 713 INTRNL COMBUS PISTN ENGN | 277 382 | 906 205 | 304 911 | 1 006 410 | 167 871 | 541 853 |
| 1 PISTN AIRCRFT ENGN & PTS | 163 | 501 | 1 416 | 3 902 | 778 | 2 099 |
| 2 PISTN ENGN FR MTR VEHCLs | 166 713 | 533 615 | 157 285 | 504 913 | 86 586 | 271 857 |
| 3 PISTON ENGINES, MARINE | 6 670 | 31 798 | 12 486 | 53 189 | 6 854 | 28 539 |
| 8 PISTON ENGINES NES | 27 917 | 103 217 | 32 394 | 121 848 | 17 865 | 65 573 |
| 9 PISTON ENGINE PTS NES | 75 919 | 237 074 | 101 330 | 322 558 | 55 788 | 173 785 |
| 714 ENGINES & MOTORS NES | 6 025 | 18 314 | 150 423 | 419 889 | 82 714 | 226 300 |
| 4 REACTION ENGINES | 661 | 2 107 | 42 572 | 112 114 | 23 378 | 60 344 |
| 8 GAS TURBINES NES | 832 | 2 921 | 25 760 | 80 836 | 14 160 | 43 510 |
| 9 ENGINE & MOTOR PTS NES | 4 532 | 13 286 | 82 091 | 226 939 | 45 176 | 122 446 |
| 716 ROTATING ELECTRIC PLANT | 164 253 | 517 332 | 185 145 | 549 819 | 101 919 | 296 410 |
| 1 DC MOTORS & GENERATORS | 9 716 | 29 196 | 34 850 | 99 824 | 19 173 | 53 831 |
| 2 AC MTRS & GENS, GEN SETS | 98 325 | 308 083 | 111 184 | 329 242 | 61 216 | 177 514 |
| 3 ROTARY CONVERTERS | 1 000 | 3 564 | 2 399 | 7 794 | 1 319 | 4 193 |
| 9 PTS NES OF ROT ELEC PLNT | 55 212 | 176 489 | 36 712 | 112 959 | 20 211 | 60 872 |
| 718 OTH POWER GENERATG MACHY | 7 627 | 26 768 | 20 493 | 62 986 | 11 276 | 33 891 |
| 7 NUCLEAR REACTORS, PTS NE | 1 192 | 2 166 | 5 803 | 15 860 | 3 191 | 8 472 |
| 8 WIND, WATER, ETC ENGINES | 6 435 | 24 602 | 14 690 | 47 186 | 8 085 | 25 419 |
| 721 AGRIC MACHY, EXC TRACTORS | 197 142 | 677 602 | 140 932 | 488 275 | 77 561 | 262 489 |
| 1 CULTIVATING MACHINERY | 68 134 | 199 422 | 34 083 | 99 647 | 18 759 | 53 759 |
| 2 HARVESTING ETC MACHINES | 108 177 | 421 594 | 85 052 | 328 149 | 46 809 | 176 139 |
| 3 DAIRY MACHINERY NES | 3 258 | 10 421 | 6 399 | 21 286 | 3 522 | 11 455 |
| 9 AGRICULTURE MACHINES NES | 17 573 | 46 165 | 15 398 | 39 193 | 8 471 | 21 136 |
| 722 TRACTORS NON-ROAD | 89 484 | 267 783 | 66 273 | 197 311 | 36 474 | 106 340 |
| 3 TRACK-LAYING TRACTORS | 1 589 | 2 474 | 546 | 947 | 300 | 513 |
| 4 WHEELED TRACTORS NES | 87 895 | 265 309 | 65 727 | 196 364 | 36 174 | 105 827 |
| 723 CIVIL ENGINEERG EQUIP ETC | 424 302 | 1 308 216 | 295 849 | 874 433 | 162 783 | 471 001 |
| 3 MECHANICAL ROAD ROLLERS | 13 394 | 48 766 | 9 372 | 32 891 | 5 158 | 17 686 |
| 4 CONST, MINING MACHNRY NES | 265 640 | 819 063 | 198 412 | 593 119 | 109 142 | 319 318 |
| 9 CONSTR ETC MACHY PTS NES | 145 268 | 440 387 | 88 065 | 248 423 | 48 483 | 133 997 |
| 724 TEXTILE, LEATHER MACHNRY | 94 075 | 319 000 | 172 685 | 567 532 | 95 100 | 305 626 |
| 3 SEWING MACHS, NEEDLES ETC | 13 230 | 44 712 | 33 365 | 115 547 | 18 390 | 62 208 |
| 4 SPINNING, EXTRDNG, ETC MCH | 17 644 | 59 537 | 30 505 | 95 005 | 16 789 | 51 179 |
| 5 WEAVING, FELT MFG, ETC MCH | 20 062 | 67 654 | 40 322 | 136 653 | 22 227 | 73 588 |
| 6 AUXIL TXTL MCH & PTS NES | 10 324 | 35 362 | 27 325 | 90 139 | 15 040 | 48 548 |
| 7 TEXTILE MACHINERY NES | 28 891 | 98 574 | 36 037 | 113 869 | 19 828 | 61 316 |
| 8 SKIN, LEATHER WORKNG MACH | 3 924 | 13 161 | 5 131 | 16 319 | 2 826 | 8 787 |
| 725 PAPER ETC MILL MACHINERY | 35 559 | 109 174 | 45 523 | 149 636 | 25 016 | 80 550 |
| 1 PAPER & PULP MAKING MCHY | 5 811 | 21 398 | 5 684 | 23 227 | 3 121 | 12 440 |
| 2 PAPER ETC PRODCOT MF MACH | 9 674 | 27 340 | 16 054 | 51 978 | 8 823 | 27 986 |
| 9 PTS NES OF MACHS OF 725 | 20 074 | 60 436 | 23 785 | 74 431 | 13 072 | 40 124 |
| 726 PRINTG, BK BINDG MACHY, PTS | 30 717 | 101 328 | 82 272 | 267 331 | 45 269 | 143 954 |
| 3 TYPESET MCH ETC, TYPE ETC | 6 366 | 21 441 | 21 543 | 68 776 | 11 865 | 37 047 |
| 4 PRINTING PRESSES | 5 532 | 19 669 | 11 654 | 47 242 | 6 404 | 25 406 |
| 7 OTH PRINTG & ANCLL MACH | 6 198 | 18 567 | 20 591 | 61 532 | 11 335 | 33 162 |
| 8 BOOKBINDING MACHY & PTS | 3 089 | 9 996 | 11 545 | 34 099 | 6 347 | 18 369 |
| 9 PTS NES OF MCH OF 726/3/7 | 9 532 | 31 655 | 16 939 | 55 682 | 9 318 | 29 970 |
| 727 FOOD MACHRY NON-DOMESTIC | 16 525 | 58 556 | 31 163 | 100 629 | 17 139 | 54 183 |
| 1 GRAIN WORKING MCHY & PTS | 5 267 | 15 023 | 3 143 | 8 892 | 1 734 | 4 807 |
| 2 OTH FOOD PROC MCHY & PTS | 11 258 | 43 533 | 28 020 | 91 737 | 15 405 | 49 376 |

4 IMPORTS AND EXPORTS (SPECIAL TRADE) BY GROUPS AND SUBGROUPS OF THE SITC 1979
4.1 IMPORTS

| GROUP / SUBGROUP | DT = 100 KG | | 1 000 DM | | 1 000 \$ | |
|-------------------------------|-------------|-----------|-----------|-----------|-----------|-----------|
| | JULY/SEPT | JAN/SEPT | JULY/SEPT | JAN/SEPT | JULY/SEPT | JAN/SEPT |
| 728 OTH MACHY FOR SPCL INDUS | 206 510 | 609 391 | 315 354 | 951 922 | 173 587 | 512 778 |
| 1 MACH-TOOLS FR SPCL INDUS | 42 756 | 137 071 | 56 146 | 169 805 | 30 922 | 91 457 |
| 3 OTHR MINERAL WORKG MACHY | 59 729 | 171 897 | 35 105 | 104 230 | 19 320 | 56 154 |
| 4 MACHY FOR SPCL INDUS NES | 104 025 | 300 423 | 224 103 | 677 887 | 123 345 | 365 167 |
| 736 MACHINE TOOLS FOR METAL | 197 920 | 543 210 | 335 831 | 935 861 | 184 927 | 504 757 |
| 1 METAL CUTTING MACH-TOOLS | 100 078 | 284 742 | 198 806 | 534 693 | 109 489 | 288 504 |
| 2 METAL FORMING MACH-TOOLS | 49 678 | 126 009 | 40 873 | 121 977 | 22 496 | 65 710 |
| 7 OTH METALWRKG MACH-TOOLS | 9 520 | 27 842 | 21 372 | 61 373 | 11 784 | 33 111 |
| 8 WORK & TOOL HOLDERS ETC | 5 340 | 16 667 | 19 261 | 60 274 | 10 601 | 32 471 |
| 9 PTS NES OF TOOLS OF 736 | 33 304 | 87 950 | 55 519 | 157 544 | 30 557 | 84 961 |
| 737 METALWORKING MACHNRY NES | 101 761 | 269 520 | 76 401 | 235 869 | 42 070 | 126 861 |
| 1 FOUNDRY EQUIPT & PTS NES | 25 292 | 53 550 | 18 435 | 45 878 | 10 164 | 24 772 |
| 2 ROLLING MILLS AND ROLLS | 57 938 | 157 441 | 20 267 | 55 487 | 11 148 | 29 917 |
| 3 WELDING,BRAZING,ETC MCHS | 18 531 | 58 529 | 37 699 | 134 504 | 20 758 | 72 172 |
| 741 HEATING,COOLING EQUIPMNT | 180 909 | 521 900 | 226 901 | 661 832 | 124 886 | 356 628 |
| 1 GAS GENERATORS | 136 | 685 | 335 | 1 017 | 186 | 549 |
| 2 BURNERS,MECH STOKERS,ETC | 7 340 | 23 650 | 16 529 | 50 391 | 9 103 | 27 175 |
| 3 INDUS FURNACES ETC & PTS | 17 775 | 59 740 | 25 434 | 78 220 | 14 001 | 42 131 |
| 4 NONDOM REFRIG EQUI & PTS | 69 584 | 203 879 | 73 421 | 222 871 | 40 387 | 120 022 |
| 5 AIR-CONDITIONING MACHNRY | 19 045 | 53 510 | 25 814 | 72 109 | 14 191 | 38 830 |
| 6 HEATING,COOLING EQU NES | 67 029 | 180 436 | 85 368 | 237 224 | 47 018 | 127 921 |
| 742 PUMPS FOR LIQUIDS ETC | 88 899 | 271 790 | 140 432 | 416 246 | 77 332 | 224 335 |
| 1 RECIPROCATING PUMPS NES | 13 496 | 38 336 | 36 696 | 105 957 | 20 207 | 57 149 |
| 2 CENTRIFUGAL PUMPS NES | 17 106 | 50 644 | 26 138 | 74 551 | 14 397 | 40 188 |
| 3 ROTARY PUMPS NES | 8 731 | 26 477 | 18 013 | 51 738 | 9 919 | 27 895 |
| 8 OTHER PUMPS FOR LIQUIDS | 9 040 | 26 979 | 15 762 | 48 029 | 8 681 | 25 849 |
| 9 PTS NES OF PUMPS OF 742 | 40 526 | 129 354 | 43 823 | 135 971 | 24 128 | 73 254 |
| 743 PUMPS NES,CENTRIFUGES ETC | 171 379 | 518 552 | 231 123 | 685 663 | 127 300 | 369 602 |
| 1 PUMPS FOR GASES ETC | 79 776 | 236 675 | 96 093 | 282 287 | 52 948 | 152 210 |
| 2 PUMP & COMPRESSR PTS NES | 24 361 | 73 188 | 27 403 | 82 759 | 15 084 | 44 584 |
| 3 FREE-PSTN GEN FR GAS TUR | 46 | 97 | 97 | 213 | 53 | 114 |
| 4 FANS,BLOWERS,ETC & PTS | 17 234 | 48 869 | 26 293 | 75 788 | 14 480 | 40 860 |
| 5 CENTRIFUGES | 2 152 | 6 854 | 7 763 | 22 576 | 4 278 | 12 180 |
| 6 GAS & LIQUID FILTERS ETC | 28 888 | 98 651 | 44 121 | 136 702 | 24 300 | 73 655 |
| 9 PTS NES OF APP OF 7435,6 | 18 922 | 54 218 | 29 353 | 85 338 | 16 157 | 45 999 |
| 744 MECHANICAL HANDLING EQU | 411 165 | 1 240 414 | 269 869 | 798 981 | 148 511 | 430 395 |
| 1 FORK LIFT TRKS,ETC & PTS | 110 339 | 328 423 | 73 406 | 215 681 | 40 405 | 116 287 |
| 2 LIFTING,LOADING,MACH NES | 206 423 | 645 136 | 131 945 | 407 933 | 72 583 | 219 506 |
| 9 PTS NES OF MACHY OF 7442 | 94 403 | 266 855 | 64 518 | 175 367 | 35 523 | 94 602 |
| 745 NONELEC MACHY,TOOLS NES | 86 302 | 251 471 | 183 199 | 535 411 | 100 851 | 288 627 |
| 1 POWER TOOLS NONELEC,PTS | 7 315 | 18 697 | 30 349 | 82 940 | 16 704 | 44 749 |
| 2 OTH NONELEC MCHS,PTS NES | 78 987 | 232 774 | 152 850 | 452 471 | 84 147 | 243 878 |
| 749 NONELEC MACH PTS,ACC NES | 398 901 | 1 241 363 | 563 729 | 1 700 879 | 310 347 | 916 780 |
| 1 BALL,ROLLER,ETC BEARINGS | 96 881 | 301 701 | 149 503 | 460 034 | 82 321 | 247 940 |
| 2 COCKS,VALVES ETC NES | 100 740 | 300 116 | 199 388 | 579 735 | 109 773 | 312 610 |
| 3 SHAFT,CRANK,PULLEY ETC | 155 324 | 493 094 | 129 299 | 397 372 | 71 170 | 214 101 |
| 9 OTH NONELEC MCHY PTS NES | 45 956 | 146 452 | 85 539 | 263 738 | 47 083 | 142 129 |
| 751 OFFICE MACHINES | 51 397 | 173 331 | 252 441 | 856 184 | 139 015 | 460 897 |
| 1 TYPEWRITERS,CHEQUE-WRTRS | 14 101 | 50 310 | 57 662 | 207 155 | 31 755 | 111 414 |
| 2 CALCULATNG,ACCTG,ETC MCH | 11 630 | 35 243 | 86 138 | 276 324 | 47 430 | 148 952 |
| 8 OFFICE MACHINES NES | 25 666 | 87 778 | 108 641 | 372 705 | 59 830 | 200 531 |
| 752 AUTOMTIC DATA PROC EQUIP | 48 994 | 137 727 | 742 984 | 2 076 444 | 409 268 | 1 120 108 |
| 1 ANALOG,HYBRID COMPUTERS | 143 | 530 | 4 298 | 17 290 | 2 376 | 9 289 |
| 2 DIGITAL COMPUTERS | 3 435 | 9 185 | 57 709 | 147 953 | 31 799 | 79 810 |
| 3 DIGITL CENTRL PROCESSORS | 8 599 | 24 196 | 232 126 | 637 298 | 127 879 | 343 958 |
| 4 DIGITL CENTRL STOR UNITS | 148 | 688 | 3 969 | 13 544 | 2 182 | 7 270 |
| 5 ADP PERIPHERAL UNITS | 33 592 | 95 331 | 406 749 | 1 164 923 | 224 031 | 628 181 |
| 8 OFF-LINE DATA PROC EQUIP | 3 077 | 7 797 | 38 133 | 95 436 | 21 001 | 51 600 |
| 759 OFFICE & ADP MCH PTS,ACC | 24 592 | 73 039 | 426 072 | 1 211 174 | 234 552 | 653 310 |
| 1 OFFICE MACHINE PARTS NES | 10 404 | 31 309 | 65 392 | 197 664 | 35 981 | 106 513 |
| 9 ACCTG,ETC,ADD MCH PTS,AC | 14 188 | 41 730 | 360 680 | 1 013 510 | 198 571 | 546 797 |
| 761 TELEVISION RECEIVERS | 60 447 | 206 240 | 138 857 | 473 895 | 76 528 | 255 577 |
| 1 COLOUR TV RECEIVERS | 33 266 | 110 507 | 90 982 | 311 482 | 50 163 | 167 995 |
| 2 MONOCHROME TV RECEIVERS | 27 181 | 95 733 | 47 875 | 162 413 | 26 365 | 87 582 |

4 IMPORTS AND EXPORTS (SPECIAL TRADE) BY GROUPS AND SUBGROUPS OF THE SITC 1979
4.1 IMPORTS

| GROUP / SUBGROUP | DT = 100 KG | | 1 000 DM | | 1 000 \$ | |
|------------------------------|-------------|-----------|-----------|-----------|-----------|-----------|
| | JULY/SEPT | JAN/SEPT | JULY/SEPT | JAN/SEPT | JULY/SEPT | JAN/SEPT |
| 762 RADIO BROADCAST RECEIVRS | 64 797 | 185 719 | 215 173 | 616 036 | 118 615 | 332 598 |
| 1 MTR VEHIC RADIO RECEIVERS | 7 981 | 21 733 | 50 527 | 142 275 | 27 818 | 76 719 |
| 2 PORTABLE RADIO RECEIVERS | 28 832 | 84 936 | 87 210 | 253 533 | 48 040 | 136 867 |
| 8 OTHER RADIO RECEIVERS | 27 984 | 79 050 | 77 436 | 220 228 | 42 757 | 119 012 |
| 763 SOUND RECORDRS,PHONOGRPH | 54 411 | 155 125 | 201 399 | 577 026 | 111 022 | 311 562 |
| 1 ELECTRIC GRAMOPHONES ETC | 18 969 | 55 961 | 40 840 | 113 676 | 22 507 | 61 449 |
| 8 OTHR SOUND APPARATUS ETC | 35 442 | 99 164 | 160 559 | 463 350 | 88 515 | 250 113 |
| 764 TELECOM EQPT,PTS,ACC NES | 108 058 | 313 834 | 457 804 | 1 332 695 | 252 200 | 718 864 |
| 1 LINE TELEPHONE,ETC EQUIP | 3 838 | 11 020 | 35 546 | 113 682 | 19 557 | 61 298 |
| 2 MICROPH,LOUDSPKR,AMPLIFR | 62 234 | 165 428 | 113 257 | 310 143 | 62 418 | 167 452 |
| 3 TV,RADIO TRANSMITTRS ETC | 2 781 | 8 983 | 36 863 | 104 214 | 20 326 | 56 235 |
| 8 TELECOMM EQUIPMENT NES | 1 466 | 4 450 | 89 082 | 263 260 | 49 028 | 141 927 |
| 9 PTS NES OF EQUIPMT OF 76 | 37 739 | 123 953 | 183 056 | 541 396 | 100 871 | 291 952 |
| 771 ELECTRIC POWER MACHY NES | 73 202 | 220 201 | 102 284 | 304 846 | 56 339 | 164 297 |
| 1 TRANSFORMERS,ELECTRICAL | 26 764 | 81 256 | 32 226 | 99 430 | 17 753 | 53 537 |
| 2 OTH ELEC POWER MACHY NES | 46 438 | 138 945 | 70 058 | 205 416 | 38 586 | 110 760 |
| 772 SWITCHGEAR ETC & PTS NES | 91 144 | 260 018 | 479 601 | 1 385 354 | 264 004 | 746 913 |
| 1 SWITCHGEAR ETC | 83 892 | 237 828 | 387 888 | 1 108 289 | 213 509 | 597 582 |
| 2 PRINTED CIRCUITS,PTS NES | 1 834 | 5 943 | 30 959 | 99 416 | 17 052 | 53 554 |
| 3 FIXED,VARIABLE RESISTORS | 5 418 | 16 247 | 60 754 | 177 649 | 33 443 | 95 777 |
| 773 ELECTR DISTRIBUTING MACH | 154 004 | 473 705 | 117 109 | 351 232 | 64 471 | 189 300 |
| 1 INSULATED WIRE,CABLE | 141 249 | 432 760 | 104 240 | 312 173 | 57 396 | 168 264 |
| 2 ELECTRC INSULATING EQUIP | 12 755 | 40 945 | 12 869 | 39 059 | 7 075 | 21 036 |
| 774 ELECTRO-MEDCL,XRAY EQUIP | 10 202 | 31 984 | 119 792 | 351 653 | 65 938 | 189 617 |
| 1 ELECTRO-MEDICAL EQUIPMNT | 2 489 | 7 715 | 42 752 | 129 013 | 23 520 | 69 495 |
| 2 X-RAY APPARATUS | 7 713 | 24 269 | 77 040 | 222 640 | 42 418 | 120 122 |
| 775 HOUSEHOLD TYPE EQUIP NES | 409 240 | 1 236 371 | 318 045 | 984 633 | 175 012 | 530 467 |
| 1 HOUSEHOLD LDREY EQUIP NES | 111 994 | 353 386 | 56 551 | 177 850 | 31 068 | 95 825 |
| 2 DOM REFRIGERATRS,FREEZRS | 131 945 | 363 819 | 78 742 | 219 260 | 43 292 | 118 264 |
| 3 DOMSTC DISHWASHING MACHS | 9 234 | 37 549 | 6 319 | 26 775 | 3 482 | 14 382 |
| 4 ELECTRIC SHAVERS,CLIPPRS | 842 | 2 406 | 5 947 | 16 858 | 3 281 | 9 101 |
| 7 DOMESTIC ELECTRC EQU NES | 44 985 | 153 325 | 70 796 | 238 987 | 38 983 | 128 637 |
| 8 ELECTRO-THERMIC APPL NES | 110 240 | 325 886 | 99 690 | 304 903 | 54 906 | 164 258 |
| 776 TRANSISTORS,VALVES,ETC | 104 540 | 422 264 | 616 960 | 1 872 331 | 339 825 | 1 009 336 |
| 1 TV PICTURE TUBES | 77 477 | 275 647 | 91 520 | 334 950 | 50 485 | 180 368 |
| 2 OTH ELECTRONIC TUBES ETC | 1 273 | 4 123 | 28 115 | 85 527 | 15 474 | 46 072 |
| 3 DIODES,TRANSISTORS,ETC | 4 364 | 13 928 | 173 845 | 527 247 | 95 749 | 284 243 |
| 4 ELECTRONIC MICROCIRCUITS | 4 035 | 11 527 | 277 577 | 756 998 | 152 826 | 408 397 |
| 8 ELCTRNC COMP PTS,CRYSTLS | 17 391 | 117 039 | 45 903 | 167 609 | 25 291 | 90 256 |
| 778 ELECTRICAL MACHINERY NES | 628 865 | 1 778 254 | 554 353 | 1 647 759 | 305 225 | 888 442 |
| 1 BATTERIES,ACCUMULATORS | 122 339 | 350 445 | 87 255 | 247 942 | 48 079 | 133 762 |
| 2 ELECTRIC LAMPS,BULBS | 34 734 | 116 441 | 71 633 | 233 551 | 39 454 | 125 833 |
| 3 AUTOMOTIVE ELECTR EQUIP | 67 665 | 210 454 | 101 551 | 314 209 | 55 932 | 169 372 |
| 4 ELECTRO-MECH HAND TOOLS | 20 449 | 59 334 | 71 682 | 198 456 | 39 444 | 107 057 |
| 8 OTH ELEC MACHY,EQUIP NES | 383 678 | 1 041 580 | 222 232 | 653 601 | 122 316 | 352 418 |
| 781 PASS MOTOR VEH EXC BUSES | 2 077 240 | 7 461 799 | 1 973 173 | 7 112 141 | 1 087 145 | 3 827 533 |
| 0 PASS MOTOR VEH EXC BUSES | | | | | | |
| 782 LORRIES,SPCL MTR VEH NES | 264 106 | 797 128 | 231 221 | 684 830 | 127 365 | 369 138 |
| 1 LORRIES,TRUCKS | 229 018 | 699 738 | 193 575 | 585 624 | 106 629 | 315 631 |
| 2 SPECIAL MOTOR VEHCLS NES | 35 088 | 97 390 | 37 646 | 99 206 | 20 736 | 53 507 |
| 783 ROAD MOTOR VEHICLES NES | 41 229 | 111 623 | 44 202 | 120 465 | 24 298 | 64 964 |
| 1 BUSES | 13 594 | 47 200 | 17 844 | 59 096 | 9 809 | 31 810 |
| 2 TRACTORS FOR TR-TRAILERS | 27 635 | 64 423 | 26 358 | 61 369 | 14 489 | 33 154 |
| 784 MOTOR VEHCL PTS,ACC NES | 1 192 416 | 3 791 405 | 887 802 | 2 805 969 | 488 878 | 1 511 655 |
| 1 MOTOR VEHICLE CHASSIS | 2 327 | 7 027 | 2 356 | 7 445 | 1 294 | 3 994 |
| 2 MOTOR VEHICLE BODIES | 22 644 | 73 152 | 14 542 | 51 558 | 8 007 | 27 745 |
| 9 OTHER MOTOR VEHCL PARTS | 1 167 445 | 3 711 226 | 870 904 | 2 746 966 | 479 577 | 1 479 916 |
| 785 MOTOR & OTHER CYCLES ETC | 154 941 | 551 102 | 167 257 | 624 163 | 91 972 | 335 048 |
| 1 MOTORCYCLES ETC | 60 720 | 274 130 | 83 186 | 380 657 | 45 711 | 203 901 |
| 2 BICYCLES,ETC NON-MOTOR | 21 208 | 53 869 | 23 361 | 61 438 | 12 854 | 33 092 |
| 3 INVAL CARR,CYCLE ETC PTS | 73 013 | 223 103 | 60 710 | 182 068 | 33 407 | 98 055 |

4 IMPORTS AND EXPORTS (SPECIAL TRADE) BY GROUPS AND SUBGROUPS OF THE SITC 1979
4.1 IMPORTS

| GROUP / SUBGROUP | DT = 100 KG | | 1 000 DM | | 1 000 \$ | |
|-------------------------------|-------------|-----------|-----------|-----------|-----------|-----------|
| | JULY/SEPT | JAN/SEPT | JULY/SEPT | JAN/SEPT | JULY/SEPT | JAN/SEPT |
| 786 VEH NES NONMOTR,TRAILERS | 188 067 | 567 439 | 77 113 | 252 326 | 42 495 | 135 831 |
| 1 TRAILERS,TRANSP CONTAINR | 92 136 | 273 189 | 38 418 | 131 842 | 21 189 | 70 955 |
| 8 OTH NONMOTR VEHICLES ETC | 95 931 | 294 250 | 38 695 | 120 484 | 21 306 | 64 876 |
| 791 RAILWAY VEHICLES | 48 458 | 166 503 | 24 263 | 94 649 | 13 327 | 50 840 |
| 1 ELEC LOCOS NON-SELF-GEN | | 289 | | 647 | | 343 |
| 2 OTH RAIL LOCOMOTIVES ETC | 2 325 | 4 779 | 582 | 1 298 | 319 | 701 |
| 3 MECHAN-PROPELLED RY CARS | 1 923 | 13 934 | 2 796 | 22 880 | 1 534 | 12 211 |
| 4 PASSENGER CARS NOT POWRD | 100 | 1 970 | 236 | 816 | 129 | 438 |
| 5 FRT,MAINT CARS NOT POWRD | 19 968 | 75 020 | 3 864 | 19 345 | 2 122 | 10 408 |
| 9 RY TRACK FIXT,ETC,PTS | 24 142 | 70 511 | 16 785 | 49 663 | 9 223 | 26 739 |
| 792 AIRCRAFT | 20 024 | 77 691 | 772 751 | 3 065 510 | 425 506 | 1 649 495 |
| 1 HELICOPTERS | 104 | 366 | 6 404 | 18 947 | 3 521 | 10 226 |
| 2 LIGHT AIRCRAFT NES | 841 | 3 190 | 9 664 | 33 497 | 5 320 | 17 972 |
| 3 MEDIUM AIRCRAFT NES | 944 | 2 775 | 48 909 | 139 793 | 27 061 | 75 510 |
| 4 HEAVY AIRCRAFT NES | 4 800 | 26 918 | 308 580 | 1 548 886 | 169 827 | 832 745 |
| 8 AIRCRAFT NES,ASSOC EQUIP | 922 | 1 914 | 17 963 | 36 184 | 9 854 | 19 580 |
| 9 AIRCRAFT PARTS,NES | 12 413 | 42 528 | 381 231 | 1 288 203 | 209 923 | 693 462 |
| 793 SHIPS AND BOATS | 1 002 848 | 1 832 715 | 204 386 | 469 345 | 112 085 | 252 990 |
| 1 WARSHIPS | | | | | | |
| 2 SHIPS AND BOATS NON-WAR | 975 199 | 1 543 239 | 200 955 | 449 012 | 110 198 | 242 110 |
| 3 VESSELS FOR BREAKING UP | 22 836 | 207 506 | 290 | 2 099 | 160 | 1 121 |
| 8 SHIPS AND BOATS NES | 4 813 | 81 970 | 3 141 | 18 234 | 1 727 | 9 759 |
| 812 PLUMBNG,HEATNG,LGHTNG EQU | 500 085 | 1 507 564 | 200 447 | 588 205 | 110 412 | 317 121 |
| 1 CENTRAL HEATING EQUIPMNT | 333 378 | 976 536 | 105 347 | 294 322 | 58 052 | 158 784 |
| 2 CERAMIC PLUMBNG FIXTURES | 72 313 | 236 406 | 21 432 | 68 603 | 11 800 | 36 949 |
| 4 LIGHTING EQUIPMENT | 94 394 | 294 622 | 73 668 | 225 280 | 40 560 | 121 388 |
| 821 FURNITURE | 840 502 | 2 749 433 | 552 223 | 1 805 318 | 304 144 | 972 192 |
| 1 CHAIRS,SEATS AND PARTS | 233 123 | 834 764 | 175 881 | 601 873 | 96 858 | 323 966 |
| 2 MED FURN,STUFFD FURNSHGS | 30 181 | 92 366 | 30 175 | 96 116 | 16 616 | 51 767 |
| 9 FURNITURE & FURN PTS NES | 577 198 | 1 822 303 | 346 167 | 1 107 329 | 190 670 | 596 459 |
| 831 TRAVEL GOODS,HANDBAGS | 71 097 | 224 451 | 181 223 | 512 451 | 99 675 | 276 511 |
| 0 TRAVEL GOODS,HANDBAGS | | | | | | |
| 842 MENS OUTERWEAR NOT KNIT | 201 112 | 555 709 | 632 159 | 1 715 826 | 348 127 | 926 657 |
| 1 MENS OVERCOATS ETC | 6 828 | 14 813 | 35 725 | 79 627 | 19 686 | 43 167 |
| 2 MENS SUITS | 6 206 | 28 573 | 34 290 | 133 737 | 18 873 | 72 064 |
| 3 MENS TROUSERS,BREECHES | 95 731 | 289 226 | 278 940 | 816 125 | 153 562 | 440 134 |
| 4 MENS JACKETS,BLAZERS ETC | 14 424 | 43 550 | 72 681 | 214 233 | 40 021 | 115 733 |
| 9 OTHER MENS OUTERWEAR | 77 923 | 179 547 | 210 523 | 472 104 | 115 985 | 255 559 |
| 843 WOMENS OUTERWEAR NONKNIT | 190 209 | 543 293 | 949 487 | 2 655 004 | 522 768 | 1 434 084 |
| 1 WOMENS COATS & JACKETS | 47 268 | 118 116 | 253 928 | 618 314 | 139 836 | 334 839 |
| 2 WOMENS SUITS & COSTUMES | 5 072 | 14 978 | 35 841 | 104 671 | 19 728 | 56 591 |
| 3 WOMENS DRESSES | 14 098 | 60 882 | 107 456 | 413 037 | 59 136 | 222 264 |
| 4 WOMENS SKIRTS | 19 412 | 59 030 | 89 180 | 262 468 | 49 111 | 141 698 |
| 5 WOMENS BLOUSES | 30 014 | 86 349 | 197 927 | 546 043 | 108 977 | 294 935 |
| 9 OTHER WOMENS OUTERWEAR | 74 345 | 203 998 | 265 155 | 710 471 | 145 980 | 383 757 |
| 844 UNDERWEAR NOT KNIT | 77 542 | 224 246 | 236 651 | 690 594 | 130 356 | 372 571 |
| 1 MENS SHIRTS NOT KNITTED | 58 439 | 178 121 | 188 756 | 564 818 | 103 970 | 304 625 |
| 2 OTH MENS UNDERWEAR NONKN | 7 787 | 18 173 | 15 233 | 37 564 | 8 395 | 20 328 |
| 3 WOMENS UNDERWEAR NONKNIT | 11 316 | 27 952 | 32 662 | 88 212 | 17 991 | 47 618 |
| 845 OUTERWEAR KNIT NONELASTC | 203 898 | 483 569 | 977 170 | 2 276 260 | 537 740 | 1 232 282 |
| 1 JERSEYS,PULLOVERS KNITT | 155 171 | 348 989 | 730 598 | 1 608 118 | 401 992 | 871 412 |
| 2 WOMENS DRESSES KNITTED | 25 649 | 65 987 | 159 226 | 393 526 | 87 677 | 212 859 |
| 9 OTHER OUTERWEAR KNITTED | 23 078 | 68 593 | 87 346 | 274 616 | 48 071 | 148 011 |
| 846 UNDERWEAR KNITTED | 101 344 | 326 361 | 295 530 | 985 926 | 162 680 | 531 288 |
| 1 UNDERWEAR KNITTD OF WOOL | 317 | 900 | 2 394 | 6 097 | 1 319 | 3 299 |
| 2 UNDERWEAR KNITT OF COTTN | 52 442 | 172 304 | 139 240 | 488 702 | 76 626 | 263 182 |
| 3 UNDERWEAR KNITT SYN FIBR | 39 196 | 125 200 | 104 612 | 336 558 | 57 592 | 181 466 |
| 4 UNDERWEAR KNITT OTH FIBR | 2 777 | 6 132 | 5 928 | 15 556 | 3 267 | 8 410 |
| 5 CORSETS,GARTERS,ETC | 6 612 | 21 825 | 43 356 | 139 013 | 23 876 | 74 931 |
| 847 TXTL CLTHNG ACCESRYS NES | 45 140 | 125 688 | 142 463 | 390 992 | 78 411 | 211 086 |
| 1 TXTL CLTHNG ACSRY NONKNIT | 8 841 | 25 334 | 50 047 | 140 092 | 27 530 | 75 652 |
| 2 CLTHNG ACCESRYS ETC KNIT | 36 299 | 100 354 | 92 416 | 250 900 | 50 881 | 135 434 |

4 IMPORTS AND EXPORTS (SPECIAL TRADE) BY GROUPS AND SUBGROUPS OF THE SITC 1979
4.1 IMPORTS

| GROUP / SUBGROUP | DT = 100 KG | | 1 000 DM | | 1 000 \$ | |
|------------------------------|-------------|-----------|-----------|-----------|-----------|-----------|
| | JULY/SEPT | JAN/SEPT | JULY/SEPT | JAN/SEPT | JULY/SEPT | JAN/SEPT |
| 848 HEADGEAR,NONTXTL CLOTHNG | 88 007 | 254 759 | 575 667 | 1 373 029 | 317 011 | 742 565 |
| 1 LEATHER CLOTHES,ACCESRYS | 38 959 | 127 025 | 216 941 | 600 961 | 119 416 | 324 814 |
| 2 PLASTIC,RUBBER CLOTHING | 19 528 | 60 993 | 19 729 | 59 127 | 10 851 | 31 858 |
| 3 FUR ETC CLOTHES,PROD | 18 319 | 36 293 | 297 850 | 615 949 | 164 089 | 333 449 |
| 4 HEADGEAR | 11 201 | 30 448 | 41 147 | 96 992 | 22 655 | 52 444 |
| 851 FOOTWEAR | 373 232 | 1 097 551 | 966 074 | 2 553 929 | 531 482 | 1 379 782 |
| 0 FOOTWEAR | | | | | | |
| 871 OPTICAL INSTRUMENTS | 4 848 | 13 253 | 55 151 | 153 198 | 30 391 | 82 677 |
| 0 OPTICAL INSTRUMENTS | | | | | | |
| 872 MEDICAL INSTRUMENTS NES | 22 246 | 65 517 | 107 694 | 316 707 | 59 254 | 170 679 |
| 0 MEDICAL INSTRUMENTS NES | | | | | | |
| 873 METERS & COUNTERS NES | 4 035 | 14 957 | 16 825 | 56 266 | 9 270 | 30 303 |
| 1 GAS SUPPLY METERS ETC | 1 438 | 5 900 | 6 145 | 20 368 | 3 379 | 10 962 |
| 2 COUNTING DEVICES NONELEC | 2 597 | 9 057 | 10 680 | 35 898 | 5 891 | 19 341 |
| 874 MEASURNG,CONTROLNG INSTR | 57 344 | 160 129 | 543 803 | 1 599 600 | 299 265 | 862 262 |
| 1 SURVEYING INSTRUMENTS | 914 | 2 435 | 24 302 | 67 600 | 13 362 | 36 440 |
| 2 MEASUR,DRAW ETC INST,PTS | 10 033 | 29 657 | 33 536 | 95 659 | 18 457 | 51 556 |
| 3 GAS,LIQUID CONTROL INSTR | 13 243 | 31 449 | 52 981 | 165 396 | 29 148 | 89 144 |
| 4 INSTR NON-MECH,NON-ELECT | 554 | 1 797 | 8 873 | 25 949 | 4 885 | 14 008 |
| 5 MEAS,CONTRL,SCI INST NES | 2 695 | 8 687 | 14 246 | 46 900 | 7 847 | 25 267 |
| 8 ELEC MEAS,CONTRL EQU NES | 14 823 | 42 579 | 306 045 | 875 828 | 168 420 | 472 269 |
| 9 INSTR PARTS,ACCESSORIES | 15 082 | 43 525 | 103 820 | 322 268 | 57 146 | 173 578 |
| 881 PHOTO APPAR & EQUIPT NES | 27 272 | 78 610 | 214 219 | 599 151 | 117 886 | 323 014 |
| 1 CAMERAS STILL,FLASH APP | 11 014 | 32 177 | 136 455 | 379 520 | 75 095 | 204 600 |
| 2 CINEMA CAMERAS,PROJ,ETC | 7 076 | 17 713 | 38 713 | 101 305 | 21 310 | 54 674 |
| 3 OTH PHOTO,CINE EQUIP NES | 9 182 | 28 720 | 39 051 | 118 326 | 21 481 | 63 740 |
| 882 PHOTO,CINEMA SUPPLIES | 140 258 | 403 485 | 289 676 | 832 038 | 159 388 | 448 316 |
| 1 CHEM PHOTO GOODS,RETAIL | 65 324 | 190 254 | 39 184 | 115 188 | 21 568 | 62 049 |
| 2 PHOTO FILM EXC DEV CINMA | 74 934 | 213 231 | 250 492 | 716 850 | 137 820 | 386 267 |
| 883 DEVELOPED CINEMA FILM | 1 042 | 3 159 | 13 871 | 40 076 | 7 640 | 21 617 |
| 0 DEVELOPED CINEMA FILM | | | | | | |
| 884 OPTICAL GOQDS NES | 6 559 | 18 877 | 126 422 | 376 283 | 69 582 | 202 685 |
| 1 OPTICAL ELEMENTS | 4 353 | 11 633 | 89 672 | 236 709 | 49 363 | 127 700 |
| 2 SPECTACLES AND FRAMES | 2 206 | 7 244 | 36 750 | 139 574 | 20 219 | 74 985 |
| 885 WATCHES AND CLOCKS | 20 290 | 62 484 | 226 353 | 661 011 | 124 769 | 356 444 |
| 1 WATCHES,MOVEMENTS,CASES | 4 012 | 9 132 | 163 395 | 448 099 | 90 070 | 241 727 |
| 2 CLOCKS,CLOCK & WATCH PTS | 16 278 | 53 352 | 62 958 | 212 912 | 34 699 | 114 717 |
| 892 PRINTED MATTER | 380 785 | 925 405 | 235 645 | 632 418 | 129 725 | 341 588 |
| 1 PRINTED BOOKS,GLOBES,ETC | 131 467 | 341 052 | 101 662 | 284 554 | 55 996 | 153 596 |
| 2 NEWSPAPERS,PERIODICALS | 59 033 | 175 912 | 28 673 | 86 655 | 15 793 | 46 725 |
| 4 PICTURE POSTCARDS ETC | 10 264 | 30 638 | 14 823 | 46 002 | 8 162 | 24 783 |
| 8 PRINTED MATTER NES | 180 021 | 377 803 | 90 487 | 215 207 | 49 774 | 116 484 |
| 893 ARTICLES OF PLASTIC NES | 552 626 | 1 766 508 | 385 250 | 1 149 058 | 212 112 | 619 241 |
| 1 PLSTC PACKG CONTNRS,LIDS | 173 041 | 552 589 | 98 395 | 291 140 | 54 179 | 156 857 |
| 2 PLSTC SANITRY,TOILET ART | 43 825 | 138 741 | 39 612 | 120 996 | 21 807 | 65 214 |
| 3 PLASTIC ORNAMENTS | 7 049 | 21 054 | 5 767 | 15 105 | 3 175 | 8 152 |
| 5 PLASTC ELEC LIGHT ARTICL | 6 081 | 18 581 | 5 752 | 18 349 | 3 166 | 9 882 |
| 9 MISC PLASTIC ARTICLES | 322 630 | 1 035 543 | 235 724 | 703 468 | 129 785 | 379 136 |
| 894 TOYS,SPORTING GOODS,ETC | 239 879 | 693 573 | 357 889 | 961 499 | 196 962 | 518 728 |
| 1 BABY CARRIAGES,PTS NES | 3 703 | 11 971 | 3 473 | 11 168 | 1 916 | 6 012 |
| 2 TOYS,INDOOR GAMES | 163 931 | 476 380 | 224 100 | 620 313 | 123 317 | 334 636 |
| 6 NON-MILITARY ARMS & AMMO | 6 594 | 23 504 | 11 787 | 35 558 | 6 486 | 19 142 |
| 7 OTH SPORT GDS,FAIR AMUSH | 65 651 | 181 718 | 118 529 | 294 460 | 65 243 | 158 938 |
| 895 OFFICE SUPPLIES NES | 23 739 | 73 322 | 43 651 | 127 844 | 24 020 | 68 897 |
| 1 BASE MTL OFFICE SUPPLIES | 6 152 | 19 506 | 3 862 | 12 266 | 2 125 | 6 606 |
| 2 PENS,PENCILS,FOUNTN PENS | 11 667 | 35 921 | 27 700 | 80 566 | 15 241 | 43 420 |
| 9 OTHER OFFICE SUPPLIES | 5 920 | 17 895 | 12 089 | 35 012 | 6 654 | 18 871 |
| 896 WORKS OF ART ETC | 11 686 | 35 442 | 126 702 | 362 732 | 69 802 | 195 598 |
| 0 WORKS OF ART ETC | | | | | | |

4 IMPORTS AND EXPORTS (SPECIAL TRADE) BY GROUPS AND SUBGROUPS OF THE SITC 1979
4.1 IMPORTS

| GROUP / SUBGROUP | DT = 100 KG | | 1 000 DM | | 1 000 \$ | |
|--|-------------|---------------|------------|-------------|------------|-------------|
| | JULY/SEPT | JAN/SEPT | JULY/SEPT | JAN/SEPT | JULY/SEPT | JAN/SEPT |
| 897 GOLD, SILVER WARE, JEWELRY | 2 780 | 7 829 | 124 852 | 353 030 | 68 752 | 190 377 |
| 2 IMITATION JEWELLERY | 1 961 | 5 469 | 20 277 | 54 562 | 11 172 | 29 452 |
| 3 PREC JEWELRY, GLD-SILVWARE | 739 | 2 092 | 102 433 | 290 229 | 56 403 | 156 483 |
| 4 PREC MTL INDUS, LAB EQUIP | 80 | 268 | 2 142 | 8 239 | 1 177 | 4 442 |
| 898 MUSICAL INSTRUMENTS, PTS | 66 611 | 212 966 | 169 694 | 523 948 | 93 490 | 282 421 |
| 1 PIANOS & OTH STRING INST | 10 927 | 35 444 | 17 668 | 55 858 | 9 740 | 30 107 |
| 2 MUSICAL INSTRUMENTS NES | 17 454 | 53 500 | 43 239 | 131 366 | 23 847 | 70 866 |
| 3 SOUND RECRDNG TAPE, DISCS | 34 548 | 112 981 | 101 769 | 314 817 | 56 040 | 169 647 |
| 9 MUSICL INSTR PTS, ACCESSRY | 3 682 | 11 041 | 7 018 | 21 907 | 3 863 | 11 801 |
| 899 OTHER MANUFACTURED GOODS | 165 186 | 507 285 | 245 113 | 755 205 | 134 901 | 406 819 |
| 1 CARVED, MOULDED GOODS | 2 962 | 8 071 | 14 544 | 38 924 | 7 996 | 20 994 |
| 3 COMBUSTIBLE PRODUCTS ETC | 58 196 | 136 119 | 49 770 | 138 610 | 27 422 | 74 764 |
| 4 UMBRELLAS, CANES ETC | 14 871 | 57 496 | 18 260 | 63 844 | 10 046 | 34 374 |
| 6 HEARING, ORTHOPAEDIC AIDS | 710 | 2 393 | 58 084 | 181 948 | 31 966 | 97 983 |
| 7 BASKETWORK, BROOMS ETC | 60 866 | 210 324 | 36 455 | 120 894 | 20 057 | 65 084 |
| 8 SMALLWARES, TOILETRY ETC | 12 223 | 37 951 | 29 220 | 88 612 | 16 078 | 47 738 |
| 9 OTHER MANUF GOODS NES | 15 358 | 54 931 | 38 780 | 122 373 | 21 336 | 65 882 |
| 911 MAIL NOT CLASSED BY KIND ¹⁾ | | | | | | |
| 0 MAIL NOT CLASSED BY KIND | | | | | | |
| 931 SPECIAL TRANSACTIONS | 2 090 162 | 6 265 642 | 1 362 256 | 4 108 499 | 749 775 | 2 213 288 |
| 0 SPECIAL TRANSACTIONS | | | | | | |
| 941 ZOO ANIMALS, PETS | 3 637 | 9 770 | 6 716 | 19 074 | 3 695 | 10 269 |
| 0 ZOO ANIMALS, PETS | | | | | | |
| 951 WAR FIREARMS, AMMUNITION | 2 349 | 7 578 | 8 028 | 24 833 | 4 425 | 13 391 |
| 0 WAR FIREARMS, AMMUNITION | | | | | | |
| 961 COIN NONGOLD, NONCURRENT ¹⁾ | 401 | 767 | 15 955 | 68 690 | 8 795 | 36 814 |
| 0 COIN NONGOLD, NONCURRENT | | | | | | |
| 971 GOLD, NON MONETARY NES | 534 | 1 516 | 499 076 | 1 170 762 | 274 966 | 633 192 |
| 0 GOLD, NON MONETARY NES | | | | | | |
| 972 GOLD COIN ¹⁾ | 249 | 540 | 444 325 | 881 998 | 244 601 | 477 483 |
| 0 GOLD COIN | | | | | | |
| TOTAL | 973 797 705 | 2 853 127 980 | 72 891 958 | 211 084 964 | 40 128 750 | 113 811 183 |

1) SEE INTRODUCTION, CIPHER 3.

4 IMPORTS AND EXPORTS (SPECIAL TRADE) BY GROUPS AND SUBGROUPS OF THE SITC 1979
4.2 EXPORTS

| GROUP / SUBGROUP | DT = 100 KG | | 1 000 DM | | 1 000 \$ | |
|-------------------------------|-------------|------------|-----------|-----------|-----------|----------|
| | JULY/SEPT | JAN/SEPT | JULY/SEPT | JAN/SEPT | JULY/SEPT | JAN/SEPT |
| 001 LIVE ANIMALS | 253 882 | 960 699 | 108 475 | 389 988 | 59 724 | 209 976 |
| 1 BOVINE CATTLE | 148 441 | 613 308 | 71 325 | 276 393 | 39 281 | 148 763 |
| 2 SHEEP,LAMBS,GOATS | 31 832 | 77 993 | 10 424 | 26 636 | 5 740 | 14 388 |
| 3 SWINE,LIVE | 59 230 | 217 183 | 14 573 | 54 240 | 8 016 | 29 168 |
| 4 LIVE POULTRY | 4 247 | 18 752 | 6 972 | 16 736 | 3 838 | 9 045 |
| 5 HORSES,ASSES,MULES | 10 054 | 33 223 | 4 934 | 15 459 | 2 714 | 8 329 |
| 9 LIVE ANIMALS FR FOOD NES | 78 | 240 | 247 | 524 | 135 | 283 |
| 011 MEAT FRESH,CHILLD,FROZEN | 838 030 | 3 088 328 | 417 607 | 1 323 780 | 229 773 | 713 023 |
| 1 BOVINE MEAT FRESH,FROZEN | 642 740 | 2 416 695 | 358 920 | 1 132 150 | 197 475 | 609 787 |
| 2 MUTTON ETC FRSH,CHLD,FRN | 24 028 | 68 895 | 18 825 | 53 585 | 10 360 | 28 902 |
| 3 PIG MEAT FRESH,CHLD,FRZN | 38 404 | 191 241 | 16 106 | 70 753 | 8 852 | 38 055 |
| 4 POULTRY FRESH,CHLD,FRZN | 72 133 | 226 044 | 13 824 | 43 239 | 7 609 | 23 284 |
| 5 HORSE MEAT FRSH,CHLD,FRN | 27 | 69 | 11 | 31 | 6 | 17 |
| 6 EDIBLE OFFAL FRESH,CH,FR | 57 198 | 179 601 | 6 099 | 18 084 | 3 360 | 9 749 |
| 8 MEAT NES FRESH,CHLD,FRZN | 3 500 | 5 783 | 3 822 | 5 938 | 2 111 | 3 229 |
| 012 MEAT DRIED,SALTED,SMOKED | 6 768 | 14 788 | 5 679 | 13 102 | 3 127 | 7 079 |
| 1 PIG MEAT DRIED,SLTD,SMKD | 5 915 | 12 036 | 5 454 | 12 622 | 3 003 | 6 822 |
| 9 MEAT NES DRIED,SLTD,SMKD | 853 | 2 752 | 225 | 480 | 124 | 257 |
| 014 MEAT PREPD,PRSRVD,NES ETC | 60 402 | 307 841 | 33 614 | 128 878 | 18 499 | 69 076 |
| 1 MEAT,FISH EXTRACTS,JUICES | 168 | 387 | 288 | 605 | 158 | 326 |
| 2 SAUSAGES INCL TINNED | 36 846 | 106 757 | 21 605 | 60 890 | 11 892 | 32 838 |
| 9 OTH PREPD,PRESRVD MEAT | 23 388 | 200 697 | 11 721 | 67 383 | 6 449 | 35 912 |
| 022 MILK AND CREAM | 4 903 111 | 16 267 900 | 442 259 | 1 497 240 | 243 213 | 806 391 |
| 3 MILK AND CREAM,FRESH | 3 017 376 | 10 054 065 | 138 292 | 446 306 | 76 153 | 240 773 |
| 4 MILK,CREAM PRESERVED ETC | 1 885 735 | 6 213 835 | 303 967 | 1 050 934 | 167 060 | 565 618 |
| 023 BUTTER | 319 576 | 1 128 397 | 125 407 | 494 291 | 68 952 | 266 083 |
| 0 BUTTER | | | | | | |
| 024 CHEESE AND CURD | 459 425 | 1 364 737 | 239 406 | 707 791 | 131 804 | 381 687 |
| 0 CHEESE AND CURD | | | | | | |
| 025 EGGS,BIRDS,FRESH,PRSRVD | 63 270 | 182 822 | 12 415 | 35 945 | 6 831 | 19 395 |
| 1 EGGS,BIRDS,FRSH IN SHELL | 51 153 | 152 307 | 8 568 | 25 489 | 4 718 | 13 750 |
| 2 EGGS,BIRDS,FR NOT I SHEL | 12 117 | 30 515 | 3 847 | 10 456 | 2 113 | 5 645 |
| 034 FISH FRESH,CHILLED,FROZN | 174 894 | 565 270 | 60 219 | 162 961 | 33 157 | 87 968 |
| 1 FISH FRESH,CHLD,EX FILLT | 8 678 | 69 899 | 3 349 | 16 634 | 1 838 | 8 925 |
| 2 FISH FROZEN,EXCL FILLETS | 43 738 | 209 500 | 7 640 | 29 788 | 4 203 | 16 031 |
| 3 FISH FILLETS,FRESH,CHLLD | 6 449 | 25 526 | 2 682 | 11 561 | 1 479 | 6 214 |
| 4 FISH FILLETS,FROZEN | 116 029 | 260 345 | 46 548 | 104 978 | 25 637 | 56 798 |
| 035 FISH SALTED,DRIED,SMOKED | 2 303 | 13 421 | 1 726 | 7 309 | 949 | 3 932 |
| 0 FISH SALTED,DRIED,SMOKED | | | | | | |
| 036 SHELL FISH FRESH,FROZEN | 34 494 | 59 215 | 5 881 | 19 760 | 3 241 | 10 582 |
| 0 SHELL FISH FRESH,FROZEN | | | | | | |
| 037 FISH ETC PREPD PRSRVD NES | 69 725 | 205 262 | 39 291 | 118 783 | 21 635 | 64 025 |
| 1 FISH PREPARD,PRESRVD NES | 63 660 | 193 248 | 32 450 | 102 350 | 17 866 | 55 160 |
| 2 SHELL FISH PREPD,PRESVD | 6 065 | 12 014 | 6 841 | 16 433 | 3 769 | 8 865 |
| 041 WHEAT ETC UNMILLED | 780 306 | 2 757 291 | 35 518 | 126 719 | 19 545 | 68 200 |
| 1 DURUM WHEAT UNMILLED | 45 | 132 | 7 | 19 | 4 | 10 |
| 2 OTHER WHEAT UNMILLED | 780 261 | 2 757 159 | 35 511 | 126 700 | 19 541 | 68 190 |
| 042 RICE | 99 715 | 283 429 | 10 923 | 35 874 | 6 017 | 19 366 |
| 1 RICE IN HUSK OR HUSKED | 4 990 | 9 723 | 600 | 1 286 | 329 | 694 |
| 2 RICE SEMI-MILLED,MILLED | 94 725 | 273 706 | 10 323 | 34 588 | 5 688 | 18 672 |
| 043 BARLEY UNMILLED | 486 106 | 1 982 651 | 20 489 | 60 910 | 11 224 | 32 770 |
| 0 BARLEY UNMILLED | | | | | | |
| 044 MAIZE UNMILLED | 387 745 | 1 242 839 | 18 465 | 65 295 | 10 151 | 35 097 |
| 0 MAIZE UNMILLED | | | | | | |
| 045 CEREALS NES UNMILLED | 573 115 | 2 307 434 | 15 706 | 52 135 | 8 616 | 27 904 |
| 1 RYE UNMILLED | 538 863 | 2 217 958 | 14 053 | 47 411 | 7 711 | 25 370 |
| 2 OATS UNMILLED | 32 178 | 83 230 | 1 432 | 3 925 | 785 | 2 107 |
| 9 OTHER CEREALS UNMILLED | 2 074 | 6 246 | 221 | 799 | 120 | 427 |

4 IMPORTS AND EXPORTS (SPECIAL TRADE) BY GROUPS AND SUBGROUPS OF THE SITC 1979
4.2 EXPORTS

| GROUP / SUBGROUP | DT = 100 KG | | 1 000 DM | | 1 000 \$ | |
|-------------------------------|-------------|------------|-----------|----------|-----------|----------|
| | JULY/SEPT | JAN/SEPT | JULY/SEPT | JAN/SEPT | JULY/SEPT | JAN/SEPT |
| 046 WHEAT ETC MEAL OR FLOUR | 1 737 707 | 4 219 436 | 65 507 | 157 295 | 35 981 | 84 898 |
| 0 WHEAT ETC MEAL OR FLOUR | | | | | | |
| 047 OTHER CEREAL MEALS, FLOUR | 465 401 | 1 518 855 | 19 521 | 60 117 | 10 734 | 32 382 |
| 0 OTHER CEREAL MEALS, FLOUR | | | | | | |
| 048 CEREAL ETC PREPARATIONS | 989 841 | 3 046 340 | 136 087 | 383 102 | 74 923 | 206 540 |
| 1 PREPD BREAKFAST FOOD ETC | 186 110 | 837 457 | 19 596 | 62 185 | 10 796 | 33 489 |
| 2 MALT INCLUDING FLOUR | 506 956 | 1 354 705 | 26 929 | 73 893 | 14 817 | 39 826 |
| 3 MACARONI, SPAGHETTI ETC | 26 835 | 73 942 | 4 351 | 12 346 | 2 396 | 6 661 |
| 4 BAKERY PRODUCTS | 222 222 | 646 001 | 66 890 | 185 425 | 36 838 | 100 018 |
| 8 OTH CEREAL PREPS, MALT EX | 47 718 | 134 235 | 18 321 | 49 253 | 10 076 | 26 546 |
| 054 VEG ETC FRSH, SPLY PRSVD | 621 438 | 1 731 401 | 33 593 | 200 894 | 18 483 | 108 037 |
| 1 POTATOES FRSH EXCL SWEET | 469 714 | 821 534 | 8 681 | 23 714 | 4 769 | 12 815 |
| 2 LEGUMINOUS VEGTBLES DRY | 6 222 | 49 011 | 635 | 8 204 | 349 | 4 399 |
| 4 TOMATOES FRESH | 1 218 | 3 783 | 154 | 668 | 85 | 359 |
| 5 OTHER FRESH VEGETABLES | 67 444 | 297 752 | 4 938 | 19 638 | 2 723 | 10 571 |
| 6 VEGETABLES SIMPLY PRESVD | 35 934 | 113 774 | 6 713 | 20 674 | 3 702 | 11 151 |
| 8 EDIBLE VEG NES FRSH, DRY | 40 906 | 445 547 | 12 472 | 127 996 | 6 855 | 68 742 |
| 056 VEGTBLES ETC PRSVD, PREPD | 98 098 | 304 247 | 26 684 | 84 423 | 14 688 | 45 487 |
| 1 VEG DRIED EXCL LEGUMES | 13 441 | 39 565 | 8 727 | 28 567 | 4 801 | 15 392 |
| 4 FLOUR ETC OF FRUIT, VEG | 1 592 | 12 074 | 388 | 2 840 | 214 | 1 525 |
| 5 VEGTBLES PRSVD, PREPD NES | 83 065 | 252 608 | 17 569 | 53 016 | 9 673 | 28 570 |
| 057 FRUIT, NUTS, FRESH, DRIED | 324 187 | 794 525 | 69 032 | 141 147 | 37 961 | 76 343 |
| 1 ORANGES, TANGERINES ETC | 13 216 | 91 669 | 1 559 | 10 112 | 859 | 5 413 |
| 2 LEMONS, GRAPEFRUIT ETC | 32 012 | 56 762 | 4 374 | 7 119 | 2 411 | 3 874 |
| 3 BANANA, PLANTAIN, FRSH, DRY | 7 584 | 35 334 | 646 | 2 773 | 355 | 1 493 |
| 4 APPLES FRESH | 29 361 | 230 450 | 2 435 | 13 645 | 1 335 | 7 311 |
| 5 GRAPES FRESH OR DRIED | 41 159 | 56 450 | 4 989 | 10 249 | 2 755 | 5 552 |
| 6 FIGS, FRESH OR DRIED | 9 | 267 | 3 | 70 | 1 | 35 |
| 7 NUTS EDIBLE FRESH OR DRY | 22 609 | 60 130 | 15 412 | 36 226 | 8 505 | 19 585 |
| 9 FRUIT FRESH OR DRIED NES | 178 237 | 263 463 | 39 614 | 60 953 | 21 740 | 33 080 |
| 058 FRUIT PRESERVED, PREPARED | 453 577 | 1 198 296 | 85 578 | 248 130 | 47 090 | 133 683 |
| 2 FRUIT PRESERVED BY SUGAR | 151 | 499 | 147 | 349 | 81 | 189 |
| 3 FRUIT JAMS, JELLIES ETC | 13 260 | 46 313 | 3 597 | 11 467 | 1 978 | 6 171 |
| 5 FRUIT OR VEGETABLE JUICE | 333 996 | 823 506 | 42 978 | 119 012 | 23 648 | 64 128 |
| 6 FRUIT TEMPORARILY PRESVD | 20 480 | 68 981 | 5 587 | 18 962 | 3 080 | 10 213 |
| 9 FRUIT PREPRD, PRESVD NES | 85 690 | 258 997 | 33 269 | 98 340 | 18 303 | 52 982 |
| 061 SUGAR AND HONEY | 1 578 486 | 5 735 797 | 100 557 | 367 429 | 55 335 | 197 486 |
| 1 RAW BEET AND CANE SUGAR | 174 | 8 682 | 70 | 415 | 37 | 224 |
| 2 REFINED SUGAR ETC | 1 291 353 | 4 919 604 | 75 480 | 298 709 | 41 521 | 160 407 |
| 5 MOLASSES | 31 669 | 146 474 | 726 | 3 214 | 400 | 1 727 |
| 6 NATURAL HONEY | 12 184 | 43 858 | 4 934 | 15 868 | 2 717 | 8 544 |
| 9 SUGARS AND SYRUPS NES | 243 106 | 617 179 | 19 347 | 49 223 | 10 660 | 26 584 |
| 062 SUGAR PREPS NON-COCOA | 72 506 | 208 782 | 34 927 | 91 094 | 19 228 | 49 157 |
| 0 SUGAR PREPS NON-COCOA | | | | | | |
| 071 COFFEE AND SUBSTITUTES | 134 140 | 355 933 | 166 647 | 406 980 | 91 764 | 219 884 |
| 1 COFFEE GREEN, ROASTED, SUB | 102 924 | 272 473 | 93 441 | 218 211 | 51 424 | 117 979 |
| 2 COFFEE EXTRACTS, ESSENCES | 31 216 | 83 460 | 73 206 | 188 769 | 40 340 | 101 905 |
| 072 COCOA | 86 737 | 301 452 | 77 506 | 284 047 | 42 668 | 152 849 |
| 1 COCOA BEANS RAW ROASTED | 11 361 | 12 942 | 6 943 | 8 124 | 3 839 | 4 470 |
| 2 COCOA POWDER UNSWEETENED | 33 088 | 122 357 | 28 251 | 113 515 | 15 538 | 61 039 |
| 3 COCOA BUTTER AND PASTE | 42 288 | 166 153 | 42 312 | 162 408 | 23 291 | 87 340 |
| 073 CHOCOLATE AND PRODUCTS | 135 859 | 413 779 | 77 872 | 223 154 | 42 985 | 120 620 |
| 0 CHOCOLATE AND PRODUCTS | | | | | | |
| 074 TEA AND MATE | 3 004 | 10 421 | 2 264 | 7 388 | 1 246 | 3 979 |
| 1 TEA | 2 971 | 10 338 | 2 252 | 7 359 | 1 240 | 3 965 |
| 2 MATE | 33 | 83 | 12 | 29 | 6 | 14 |
| 075 SPICES | 8 212 | 26 474 | 8 142 | 28 383 | 4 480 | 15 272 |
| 1 PEPPER AND PIMENTO | 2 300 | 6 253 | 1 744 | 4 520 | 960 | 2 442 |
| 2 SPICES, EXCL PEPPER, ETC | 5 912 | 20 221 | 6 398 | 23 863 | 3 520 | 12 830 |
| 081 FEEDING STUFF FOR ANIMLS | 5 823 692 | 20 344 124 | 252 541 | 855 859 | 138 991 | 461 000 |
| 1 HAY FODDER GREEN, DRY | 920 083 | 2 053 933 | 9 978 | 22 230 | 5 496 | 12 024 |
| 2 BRAN, POLLARD, SHARPS, ETC | 325 908 | 1 262 888 | 11 595 | 44 125 | 6 359 | 23 697 |
| 3 VEGETABLE OIL RESIDUES | 2 366 051 | 7 427 057 | 103 621 | 326 245 | 57 024 | 175 732 |

4 IMPORTS AND EXPORTS (SPECIAL TRADE) BY GROUPS AND SUBGROUPS OF THE SITC 1979
4.2 EXPORTS

| GROUP / SUBGROUP | DT = 100 KG | | 1 000 DM | | 1 000 \$ | |
|------------------------------|-------------|------------|-----------|----------|-----------|----------|
| | JULY/SEPT | JAN/SEPT | JULY/SEPT | JAN/SEPT | JULY/SEPT | JAN/SEPT |
| 4 MEAT OR FISH MEAL FODDER | 232 330 | 618 000 | 18 480 | 48 508 | 10 161 | 26 197 |
| 9 FOOD WASTE AND FEED NES | 1 979 320 | 8 982 246 | 108 867 | 414 751 | 59 951 | 223 350 |
| 091 MARGARINE AND SHORTENING | 369 960 | 1 116 464 | 53 236 | 154 983 | 29 290 | 83 517 |
| 3 PIG,POULTRY FAT RENDERED | 259 394 | 778 683 | 32 288 | 93 137 | 17 763 | 50 190 |
| 4 MARGARINE,EDIBLE FAT NES | 110 566 | 337 781 | 20 948 | 61 846 | 11 527 | 33 327 |
| 098 EDIBLE PRODCTS,PREPS NES | 323 148 | 908 763 | 111 699 | 328 906 | 61 454 | 177 169 |
| 0 EDIBLE PRODCTS,PREPS NES | | | | | | |
| 111 NON-ALCOHL BEVERAGES NES | 14 080 159 | 42 718 587 | 26 640 | 79 553 | 14 647 | 42 762 |
| 0 NON-ALCOHL BEVERAGES NES | | | | | | |
| 112 ALCOHOLIC BEVERAGES | 1 295 880 | 3 510 245 | 247 197 | 670 946 | 136 055 | 361 520 |
| 1 WINE OF FRESH GRAPES ETC | 458 549 | 1 226 197 | 151 323 | 401 909 | 83 334 | 216 658 |
| 2 CIDER,PERRY,MEAD ETC | 4 025 | 13 304 | 600 | 2 008 | 331 | 1 079 |
| 3 BEER,ALE,STOUT,PORTER | 814 912 | 2 222 430 | 80 497 | 226 770 | 44 251 | 122 074 |
| 4 DISTILLED ALCOHOLIC BEVS | 18 394 | 48 314 | 14 777 | 40 259 | 8 139 | 21 709 |
| 121 TOBACCO UNMNFCTRD,REFUSE | 23 214 | 75 485 | 5 726 | 15 887 | 3 149 | 8 562 |
| 1 TOBACCO,NOT STRIPPED | 5 829 | 17 229 | 2 351 | 6 475 | 1 291 | 3 488 |
| 2 TOBACCO STRIPPED | 3 531 | 8 411 | 2 454 | 5 909 | 1 351 | 3 190 |
| 3 TOBACCO REFUSE | 13 854 | 49 845 | 921 | 3 503 | 507 | 1 884 |
| 122 TOBACCO MFRS | 121 784 | 304 519 | 173 528 | 440 587 | 95 510 | 237 876 |
| 1 CIGARS,CHEROOTS | 1 843 | 5 209 | 7 057 | 18 474 | 3 889 | 9 976 |
| 2 CIGARETTES | 112 302 | 276 024 | 159 117 | 399 690 | 87 577 | 215 833 |
| 3 OTHER MFD TOBACCO | 7 639 | 23 286 | 7 354 | 22 423 | 4 044 | 12 067 |
| 211 HIDES,SKINS,UNDRESSED | 189 742 | 774 112 | 71 387 | 280 932 | 39 293 | 151 031 |
| 1 BOVINE,EQUINE HIDES | 154 830 | 639 766 | 58 408 | 228 612 | 32 153 | 122 932 |
| 2 CALF AND KIP SKINS | 14 270 | 54 009 | 9 155 | 40 157 | 5 038 | 21 561 |
| 4 GOAT AND KID SKINS | 70 | 178 | 78 | 192 | 44 | 103 |
| 6 SHEEP SKIN COMMON W WOOL | 8 583 | 27 332 | 2 340 | 7 077 | 1 287 | 3 806 |
| 7 SHEEP SKIN WITHOUT WOOL | 742 | 2 384 | 782 | 2 405 | 428 | 1 292 |
| 9 SKIN NES,WASTE,USED LTHR | 11 247 | 50 443 | 624 | 2 489 | 343 | 1 337 |
| 212 FUR SKINS UNDRRESSED | 729 | 3 550 | 7 430 | 58 815 | 4 095 | 31 460 |
| 0 FUR SKINS UNDRRESSED | | | | | | |
| 222 SEEDS FOR*SOFT*FIXED OIL | 53 899 | 215 946 | 5 769 | 20 947 | 3 192 | 11 356 |
| 1 GROUNDNUTS GREEN | 3 941 | 14 942 | 718 | 2 439 | 397 | 1 317 |
| 2 SOYA BEANS,EXCL FLOUR | 1 570 | 8 330 | 152 | 596 | 84 | 320 |
| 3 COTTON SEED,EXCL FLOUR | | | | | | |
| 4 SUNFLOWER SEEDS | 1 298 | 8 998 | 155 | 988 | 86 | 535 |
| 5 SESAME SEEDS | 425 | 1 673 | 133 | 514 | 74 | 277 |
| 6 RAPE AND COLZA SEEDS | 46 665 | 182 003 | 4 611 | 16 410 | 2 551 | 8 907 |
| 223 SEEDS FOR OTH FIXED OILS | 17 609 | 67 651 | 1 948 | 7 956 | 1 070 | 4 286 |
| 1 COPRA EXCL FLOUR,MEAL | | 8 500 | | 1 039 | | 563 |
| 2 PALM NUTS AND KERNELS | | | | | | |
| 4 LINSEED,EXCL FLOUR,MEAL | 1 681 | 13 448 | 269 | 1 468 | 147 | 786 |
| 5 CASTOR OIL SEED | | | | | | |
| 8 OIL SEEDS & FRUIT NES | 5 731 | 16 744 | 641 | 2 335 | 352 | 1 257 |
| 9 OIL SEED FLOUR AND MEAL | 10 197 | 28 959 | 1 038 | 3 114 | 571 | 1 680 |
| 232 NATURAL RUBBER,GUMS | 3 509 | 13 623 | 1 090 | 3 767 | 602 | 2 034 |
| 0 NATURAL RUBBER,GUMS | | | | | | |
| 233 RUBBER,SYNTHTIC,RECLAIMD | 663 493 | 2 138 142 | 143 984 | 421 445 | 79 290 | 227 157 |
| 1 SYNTHETIC RUBBER ETC | 591 561 | 1 915 618 | 139 040 | 407 666 | 76 567 | 219 722 |
| 2 RCLMD,SCRAP UNHARDND RUB | 71 932 | 222 524 | 4 944 | 13 779 | 2 723 | 7 435 |
| 244 CORK RAW AND WASTE | 342 | 1 037 | 143 | 504 | 78 | 272 |
| 0 CORK RAW AND WASTE | | | | | | |
| 245 FUEL WOOD NES,CHARCOAL | 61 476 | 189 128 | 1 761 | 5 542 | 970 | 2 988 |
| 0 FUEL WOOD NES,CHARCOAL | | | | | | |
| 246 PULPWOOD,CHIPS,WOODWASTE | 3 209 093 | 7 008 424 | 33 348 | 70 025 | 18 360 | 37 867 |
| 0 PULPWOOD,CHIPS,WOODWASTE | | | | | | |
| 247 OTH WOOD ROUGH,SQUARED | 1 697 155 | 4 654 766 | 38 958 | 104 668 | 21 455 | 56 433 |
| 1 SAW-,VENEER-LOGS CONIFER | 686 971 | 1 726 624 | 15 157 | 37 041 | 8 348 | 19 989 |
| 2 SAW-,VENEER-LOGS NON-CON | 446 636 | 1 371 497 | 11 109 | 34 350 | 6 115 | 18 487 |
| 9 PTPROPS,POLES,PILING,ETC | 563 548 | 1 556 645 | 12 692 | 33 277 | 6 992 | 17 957 |

4 IMPORTS AND EXPORTS (SPECIAL TRADE) BY GROUPS AND SUBGROUPS OF THE SITC 1979
4.2 EXPORTS

| GROUP / SUBGROUP | DT = 100 KG | | 1 000 DM | | 1 000 \$ | |
|------------------------------|-------------|-------------|-----------|----------|-----------|----------|
| | JULY/SEPT | JAN/SEPT | JULY/SEPT | JAN/SEPT | JULY/SEPT | JAN/SEPT |
| 248 WOOD SHAPED | 1 358 488 | 4 156 686 | 80 077 | 238 011 | 44 102 | 128 236 |
| 1 RAILWAY SLEEPERS,TIES | 100 272 | 291 839 | 4 081 | 10 644 | 2 249 | 5 743 |
| 2 LUMBER SHAPED CONIFER | 593 381 | 1 730 967 | 37 486 | 106 608 | 20 651 | 57 459 |
| 3 LUMBER SHAPED NON-CONIFER | 664 835 | 2 133 880 | 38 510 | 120 759 | 21 202 | 65 034 |
| 251 PULP AND WASTE PAPER | 1 412 109 | 4 654 253 | 49 022 | 149 027 | 26 985 | 80 234 |
| 1 WASTE PAPER | 1 138 097 | 3 752 228 | 24 274 | 70 724 | 13 364 | 38 090 |
| 2 MECHANICAL WOOD PULP | 789 | 3 468 | 24 | 112 | 13 | 61 |
| 6 CHEM WOOD PULP DISSOLVING | 75 961 | 237 909 | 7 735 | 23 539 | 4 259 | 12 676 |
| 7 SULPHATE WOOD PULP | 22 421 | 54 020 | 1 821 | 4 356 | 998 | 2 340 |
| 8 SULPHITE WOOD PULP | 174 398 | 603 708 | 15 062 | 49 638 | 8 292 | 26 716 |
| 9 OTHER CELLULOSIC PULPS | 443 | 2 920 | 106 | 658 | 59 | 351 |
| 261 SILK | 465 | 2 552 | 830 | 3 944 | 457 | 2 107 |
| 3 RAW SILK NOT THROWN | 1 | 19 | 6 | 116 | 4 | 64 |
| 4 SILK WORM COCOONS,WASTE | 464 | 2 533 | 824 | 3 828 | 453 | 2 043 |
| 263 COTTON | 126 547 | 473 325 | 23 066 | 87 102 | 12 720 | 46 885 |
| 1 RAW COTTON,EXCL LINTERS | 26 079 | 106 704 | 8 774 | 34 929 | 4 837 | 18 802 |
| 2 COTTON LINTERS | 53 852 | 194 279 | 8 073 | 28 371 | 4 453 | 15 277 |
| 3 COTTON WASTE UNCOMBED | 45 962 | 170 775 | 5 996 | 23 315 | 3 307 | 12 543 |
| 4 COTTON CARDED COMBED | 654 | 1 567 | 223 | 487 | 123 | 263 |
| 264 JUTE,OTH TEX BAST FIBRES | 1 616 | 6 530 | 60 | 481 | 34 | 259 |
| 0 JUTE,OTH TEX BAST FIBRES | | | | | | |
| 265 VEG FIBRE,EXCL COTN JUTE | 2 144 | 9 215 | 490 | 1 542 | 267 | 826 |
| 1 FLAX & RAMIE,TOW & WASTE | 1 159 | 4 615 | 276 | 740 | 150 | 397 |
| 2 TRUE HEMP,TOW,WASTE | 6 | 1 116 | 5 | 109 | 2 | 56 |
| 4 AGAVE FIBRES AND WASTE | 289 | 407 | 46 | 62 | 25 | 35 |
| 5 MANILA FIBRE,TOW,WASTE | | | | | | |
| 9 VEG TEXT FIBRE,WASTE,NES | 690 | 3 077 | 163 | 631 | 90 | 338 |
| 266 SYNTHETIC FIBRE TO SPIN | 648 574 | 2 215 704 | 226 801 | 737 727 | 124 933 | 397 338 |
| 5 DISCN SYNTH FIBRE UNCOMPD | 482 557 | 1 676 321 | 169 493 | 558 052 | 93 375 | 300 513 |
| 6 CONTIN FILAMNT TOW SYNTH | 142 742 | 467 018 | 47 389 | 149 751 | 26 097 | 80 704 |
| 7 DISCN SYNTH FIBRE COMBD | 23 275 | 72 365 | 9 919 | 29 924 | 5 461 | 16 121 |
| 267 OTHER MAN-MADE FIBRES | 131 272 | 399 149 | 29 591 | 86 183 | 16 310 | 46 464 |
| 1 REGENERATD FIBRE TO SPIN | 60 872 | 188 111 | 20 324 | 59 814 | 11 201 | 32 245 |
| 2 WASTE OF MAN-MADE FIBRES | 70 400 | 211 038 | 9 267 | 26 369 | 5 109 | 14 219 |
| 268 WOOL(EXC TOPS),ANML HAIR | 38 921 | 127 566 | 24 006 | 79 651 | 13 215 | 42 898 |
| 1 WOOL GREASY,FLEECE-WASHED | 5 214 | 11 487 | 1 838 | 4 295 | 1 010 | 2 316 |
| 2 WOOL DEGREASED | 14 694 | 53 610 | 11 356 | 40 453 | 6 261 | 21 797 |
| 3 FINE HAIR UNCOMBED | 911 | 3 017 | 2 472 | 8 675 | 1 360 | 4 671 |
| 5 COARSE HAIR UNCOMBED | 724 | 2 114 | 753 | 2 173 | 414 | 1 171 |
| 6 WASTE OF WOOL,HAIR NES | 15 553 | 53 586 | 5 915 | 19 510 | 3 251 | 10 492 |
| 7 WOOL OR HAIR COMBED | 1 825 | 3 752 | 1 672 | 4 545 | 919 | 2 451 |
| 269 WASTE OF TEXTILE FABRICS | 312 698 | 1 066 224 | 24 874 | 82 243 | 13 725 | 44 283 |
| 0 WASTE OF TEXTILE FABRICS | | | | | | |
| 271 FERTILIZERS,CRUDE | 260 922 | 782 531 | 1 340 | 4 583 | 740 | 2 479 |
| 1 ANIMAL,VEG FERTILZR,CRUDE | 129 935 | 440 756 | 415 | 1 834 | 229 | 987 |
| 2 NATURAL SODIUM NITRATE | | | | | | |
| 3 NATURAL PHOSPHATES NES | 4 388 | 7 427 | 99 | 164 | 54 | 89 |
| 4 NTRL POTASSIC SALTS,CRDE | 126 599 | 334 348 | 826 | 2 585 | 457 | 1 403 |
| 273 STONE,SAND AND GRAVEL | 58 972 029 | 145 440 078 | 68 462 | 178 282 | 37 707 | 96 092 |
| 1 BLDG,DIMENSION STONE | 1 312 157 | 4 629 470 | 4 367 | 13 364 | 2 409 | 7 189 |
| 2 CALCAREOUS STONE | 1 107 306 | 3 107 463 | 7 532 | 22 046 | 4 150 | 11 880 |
| 3 SAND,EXCL METAL-BEARING | 22 973 326 | 54 402 648 | 18 686 | 47 697 | 10 289 | 25 723 |
| 4 GRAVEL,CRUSHED STONE | 33 579 240 | 83 300 497 | 37 877 | 95 175 | 20 859 | 51 300 |
| 274 SULPHUR ETC | 1 157 436 | 2 771 223 | 17 738 | 41 092 | 9 761 | 22 183 |
| 1 SULPHUR | 1 155 283 | 2 760 987 | 17 443 | 40 137 | 9 599 | 21 667 |
| 2 IRON PYRITES UNROASTED | 2 153 | 10 236 | 295 | 955 | 162 | 516 |
| 277 NATURAL ABRASIVES NES | 886 335 | 2 841 479 | 8 070 | 21 979 | 4 448 | 11 858 |
| 1 INDUSTRIAL DIAMONDS | | | 3 835 | 9 138 | 2 118 | 4 951 |
| 2 OTHER NATURAL ABRASIVES | 886 335 | 2 841 479 | 4 235 | 12 841 | 2 330 | 6 907 |
| 278 OTHER CRUDE MINERALS | 25 806 823 | 73 776 411 | 138 807 | 435 519 | 76 448 | 234 595 |
| 2 REFRACTORY MINERALS NES | 4 858 534 | 13 564 933 | 41 160 | 122 829 | 22 671 | 66 198 |
| 3 SALT | 6 262 905 | 18 476 451 | 24 980 | 74 644 | 13 743 | 40 301 |
| 4 ASBESTOS CRDE,SMPLY WRKD | 124 203 | 472 079 | 15 697 | 60 734 | 8 666 | 32 660 |

4 IMPORTS AND EXPORTS (SPECIAL TRADE) BY GROUPS AND SUBGROUPS OF THE SITC 1979
4.2 EXPORTS

| GROUP / SUBGROUP | DT = 100 KG | | 1 000 DM | | 1 000 \$ | |
|------------------------------|-------------|-------------|-----------|-----------|-----------|-----------|
| | JULY/SEPT | JAN/SEPT | JULY/SEPT | JAN/SEPT | JULY/SEPT | JAN/SEPT |
| 5 QUARTZ,MICA,FELSPAR,ETC | 354 172 | 1 055 791 | 4 336 | 13 471 | 2 390 | 7 259 |
| 6 SLAG,SCALINGS,DROSS,ETC | 9 327 596 | 23 991 694 | 13 421 | 34 559 | 7 389 | 18 614 |
| 9 MINERALS CRUDE NES | 4 879 413 | 16 215 463 | 39 213 | 129 282 | 21 589 | 69 563 |
| 281 IRON ORE,CONCENTRATES | 512 137 | 1 811 142 | 1 181 | 3 918 | 649 | 2 109 |
| 4 ROASTED IRON PYRITES | 502 210 | 1 782 936 | 930 | 3 156 | 511 | 1 698 |
| 5 IRON ORE CONC NOT AGGLOM | 9 727 | 27 236 | 250 | 727 | 137 | 392 |
| 6 IRON ORE AGGLOMERATES | 200 | 970 | 1 | 35 | 1 | 19 |
| 282 IRON AND STEEL SCRAP | 7 577 304 | 22 990 668 | 196 660 | 574 842 | 108 247 | 309 710 |
| 0 IRON AND STEEL SCRAP | | | | | | |
| 286 URANIUM,THORIUM ORE,CONC | | | | | | |
| 0 URANIUM,THORIUM ORE,CONC | | | | | | |
| 287 BASE METAL ORES,CONC NES | 834 215 | 2 571 375 | 125 324 | 335 811 | 68 995 | 181 013 |
| 1 CPR ORE ETC INC CEMNT CP | | 660 | | 149 | | 80 |
| 2 NICKEL ORES,CONCENTRATES | 622 | 8 174 | 586 | 6 368 | 321 | 3 352 |
| 3 ALUMINIUM ORES,ALUMINA | 554 385 | 1 757 535 | 22 993 | 79 570 | 12 674 | 42 819 |
| 4 LEAD ORES,CONCENTRATES | 4 600 | 25 770 | 209 | 1 874 | 117 | 1 016 |
| 5 ZINC ORES,CONCENTRATES | 193 594 | 513 795 | 7 579 | 19 826 | 4 176 | 10 675 |
| 6 TIN ORES,CONCENTRATES | 1 | 1 | 1 | 1 | 1 | 1 |
| 7 MANGANESE ORE,CONCENTRTE | 2 248 | 13 420 | 87 | 451 | 48 | 242 |
| 9 NONFER ORE,CONCNRTE NES | 78 765 | 252 020 | 93 869 | 227 572 | 51 658 | 122 828 |
| 288 NONFERR METAL SCRAP NES | 861 018 | 2 377 324 | 101 790 | 303 874 | 56 033 | 163 670 |
| 1 METALIFEROUS NONFER WSTE | 517 657 | 1 349 850 | 32 756 | 97 441 | 18 019 | 52 463 |
| 2 OTH NONFER MTL SCRAP NES | 343 361 | 1 027 474 | 69 034 | 206 433 | 38 014 | 111 207 |
| 289 PREC METAL ORE,WASTE NES | 275 | 1 323 | 2 060 | 4 749 | 1 132 | 2 555 |
| 0 PREC METAL ORE,WASTE NES | | | | | | |
| 291 CRUDE ANIMAL MTRIALS NES | 321 771 | 1 010 671 | 49 146 | 150 413 | 27 063 | 81 059 |
| 1 BONES,IVORY,HORNS,ETC | 164 831 | 518 510 | 5 591 | 17 357 | 3 078 | 9 349 |
| 9 OTH ANIMAL MATERIALS NES | 156 940 | 492 161 | 43 555 | 133 056 | 23 985 | 71 710 |
| 292 CRUDE VEG MATERIALS NES | 117 423 | 398 128 | 72 979 | 299 091 | 40 252 | 161 149 |
| 2 NAT GUMS,RESINS,LACS,ETC | 10 820 | 27 954 | 6 291 | 17 089 | 3 467 | 9 227 |
| 3 VEG PLAITING MATERIALS | 3 763 | 13 888 | 1 596 | 5 729 | 880 | 3 079 |
| 4 VEG USED IN PHARMACY ETC | 18 830 | 50 031 | 9 486 | 29 822 | 5 220 | 16 075 |
| 5 SEEDS,ETC FOR PLANTING | 15 222 | 82 293 | 12 564 | 79 596 | 6 916 | 42 977 |
| 6 LIVE PLANTS,BULBS,ETC | 53 403 | 163 920 | 19 310 | 64 628 | 10 686 | 34 827 |
| 7 CUT FLOWERS,FOLIAGE | 2 956 | 9 451 | 2 835 | 8 178 | 1 566 | 4 411 |
| 9 OTH CRUDE VEG MATERIALS | 12 429 | 50 591 | 20 897 | 94 049 | 11 517 | 50 553 |
| 322 COAL,LIGNITE,PEAT | 39 336 348 | 120 707 665 | 572 631 | 1 781 166 | 315 096 | 959 863 |
| 1 ANTHRACITE,NOT AGGLOMRD | 5 864 712 | 18 839 713 | 116 806 | 365 654 | 64 311 | 196 967 |
| 2 OTH COAL,NOT AGGLOMERATD | 31 651 727 | 97 030 366 | 437 065 | 1 366 221 | 240 454 | 736 340 |
| 3 LIGNITE,NOT AGGLOMERATED | 407 592 | 1 150 108 | 3 215 | 9 064 | 1 773 | 4 877 |
| 4 PEAT,NOT AGGLOMERATED | 1 412 317 | 3 687 478 | 15 545 | 40 227 | 8 558 | 21 679 |
| 323 BRIQUETS,COKE,SEMI-COKE | 33 947 625 | 91 315 802 | 717 964 | 1 889 757 | 395 301 | 1 020 048 |
| 1 BRIQUETTES,OVOIDS ETC | 2 215 274 | 6 575 386 | 37 344 | 111 848 | 20 580 | 60 306 |
| 2 COKE,SEMI-COKE,RTRT CRBN | 31 732 351 | 84 740 290 | 680 620 | 1 777 907 | 374 721 | 959 741 |
| 333 CRUDE PETROLEUM | 1 | 292 | 1 | 14 | 1 | 8 |
| 0 CRUDE PETROLEUM | | | | | | |
| 334 PETROLEUM PRODUCTS,REFIN | 17 385 397 | 55 365 072 | 830 426 | 2 249 668 | 457 066 | 1 213 568 |
| 1 GASOLINE,OTH LIGHT OILS | 4 023 308 | 13 822 715 | 224 613 | 660 465 | 123 524 | 355 650 |
| 2 KEROSENE,OTH MEDIUM OILS | 3 972 438 | 9 057 031 | 204 429 | 403 782 | 112 585 | 218 773 |
| 3 GAS OILS | 2 103 613 | 7 887 132 | 118 663 | 357 359 | 65 213 | 192 700 |
| 4 FUEL OILS,NES | 6 227 984 | 21 422 161 | 155 617 | 466 603 | 85 778 | 251 509 |
| 5 LUBS PETROLEUM OILS NES | 1 058 054 | 3 176 033 | 127 104 | 361 459 | 69 966 | 194 936 |
| 335 RESIDUAL PETRLM PROD NES | 4 727 238 | 12 009 300 | 225 111 | 545 753 | 123 921 | 294 651 |
| 1 MINERAL JELLY,WAX | 411 087 | 1 235 311 | 45 261 | 130 402 | 24 907 | 70 344 |
| 2 MINERAL TARS AND PRODCTS | 1 299 564 | 2 566 134 | 83 570 | 151 859 | 46 009 | 82 263 |
| 3 MIN TAR PITCH,PITCH COKE | 735 721 | 2 363 198 | 30 052 | 91 290 | 16 561 | 49 182 |
| 4 PETROLM BITUMEN,COKE NES | 2 280 866 | 5 844 657 | 66 228 | 172 202 | 36 444 | 92 862 |
| 341 GAS NATURAL AND MANUFCTD | 16 076 895 | 43 254 176 | 343 431 | 890 756 | 189 145 | 480 450 |
| 3 PETROLM GASES,LIQUEFIED | 1 374 990 | 2 808 219 | 48 324 | 96 658 | 26 600 | 52 386 |
| 4 PETROLM GASES,GASEOUS | 14 700 123 | 40 431 812 | 294 991 | 793 244 | 162 482 | 427 610 |
| 5 COAL GAS,WATER GAS ETC | | | | | | |

4 IMPORTS AND EXPORTS (SPECIAL TRADE) BY GROUPS AND SUBGROUPS OF THE SITC 1979
4.2 EXPORTS

| GROUP / SUBGROUP | DT = 100 KG | | 1 000 DM | | 1 000 \$ | |
|--------------------------------|-------------|------------|-----------|-----------|-----------|----------|
| | JULY/SEPT | JAN/SEPT | JULY/SEPT | JAN/SEPT | JULY/SEPT | JAN/SEPT |
| 351 ELECTRIC ENERGY, 1000 KWH | 2 371 109 | 9 279 792 | 110 878 | 466 810 | 61 085 | 251 791 |
| 0 ELECTRIC ENERGY | | | | | | |
| 411 ANIMAL OILS AND FATS | 389 277 | 1 218 386 | 38 636 | 117 932 | 21 261 | 63 543 |
| 1 OILS OF FISH, WHALES ETC | 10 732 | 31 102 | 1 358 | 3 557 | 747 | 1 918 |
| 3 ANML OIL, FAT, GREASE NES | 378 545 | 1 187 284 | 37 278 | 114 375 | 20 514 | 61 625 |
| 423 FIXED VEG OILS, SOFT | 1 267 121 | 3 615 271 | 173 803 | 480 572 | 95 661 | 259 370 |
| 2 SOYA BEAN OIL | 472 948 | 1 637 771 | 63 956 | 208 958 | 35 159 | 112 533 |
| 3 COTTON SEED OIL | 145 | 567 | 33 | 138 | 18 | 74 |
| 4 GROUNDNUT, PEANUT OIL | 23 000 | 50 071 | 5 421 | 11 946 | 2 981 | 6 459 |
| 5 OLIVE OIL | 338 | 616 | 82 | 227 | 46 | 123 |
| 6 SUNFLOWER SEED OIL | 252 219 | 861 027 | 40 964 | 132 418 | 22 562 | 71 498 |
| 9 OTH FIXED VEG OILS, SOFT | 518 471 | 1 065 219 | 63 347 | 126 885 | 34 895 | 68 683 |
| 424 FIXED VEG OIL NONSOFT | 342 279 | 922 529 | 53 009 | 145 897 | 29 171 | 78 774 |
| 1 LINSEED OIL | 124 027 | 257 624 | 14 540 | 30 355 | 7 994 | 16 409 |
| 2 PALM OIL | 39 698 | 108 380 | 6 685 | 18 095 | 3 676 | 9 765 |
| 3 COCONUT (COPRA) OIL | 23 127 | 86 485 | 5 573 | 18 440 | 3 069 | 9 935 |
| 4 PALM KERNEL OIL | 3 131 | 23 980 | 696 | 4 693 | 382 | 2 524 |
| 5 CASTOR OIL | 9 020 | 37 186 | 1 974 | 7 437 | 1 087 | 4 001 |
| 9 FIXED VEGETABLE OILS NES | 143 276 | 408 874 | 23 541 | 66 877 | 12 963 | 36 140 |
| 431 PROCESD ANML VEG OIL, ETC | 870 941 | 2 616 105 | 127 053 | 373 081 | 69 904 | 201 066 |
| 1 PROCESD ANML VEG OIL NES | 70 681 | 212 717 | 14 604 | 43 457 | 8 035 | 23 414 |
| 2 HYDROGENATED OIL, FAT | 389 490 | 1 077 857 | 54 399 | 149 285 | 29 919 | 80 493 |
| 3 FATTY ACIDS ETC, RESIDUES | 408 794 | 1 320 023 | 56 844 | 177 436 | 31 284 | 95 586 |
| 4 ANIMAL, VEGETABLE WAXES | 1 976 | 5 508 | 1 206 | 2 903 | 666 | 1 573 |
| 511 HYDROCARBONS NES, DERIVS | 4 824 773 | 15 076 886 | 536 506 | 1 494 533 | 295 267 | 805 356 |
| 1 ACYCLIC HYDROCARBONS | 1 809 285 | 5 928 401 | 170 542 | 513 190 | 93 915 | 276 172 |
| 2 CYCLIC HYDROCARBONS | 1 346 358 | 4 097 500 | 178 283 | 462 041 | 98 063 | 249 049 |
| 3 HALOG DERIV OF HYDROCARB | 1 537 462 | 4 638 934 | 162 671 | 457 413 | 89 535 | 246 690 |
| 4 HYDROCARB DERIV NONHALOG | 131 668 | 412 051 | 25 010 | 61 889 | 13 754 | 33 445 |
| 512 ALCOHOLS, PHENOLS, ETC | 2 425 470 | 7 582 519 | 433 807 | 1 198 764 | 238 877 | 646 550 |
| 1 ACYCLIC ALCOHOLS, DERIVS | 2 139 096 | 6 511 077 | 330 808 | 893 901 | 182 167 | 482 259 |
| 2 CYCLIC ALCOHOLS, DERIVS | 14 365 | 53 508 | 9 643 | 30 548 | 5 306 | 16 451 |
| 3 PHENOLS, PHEN ALCS, DERIVS | 272 009 | 1 017 934 | 93 356 | 274 315 | 51 404 | 147 840 |
| 513 ORGANIC ACIDS, ETC | 2 705 558 | 8 208 489 | 528 863 | 1 453 649 | 291 174 | 784 076 |
| 7 MONOACIDS AND DERIVS | 1 287 837 | 3 959 342 | 247 487 | 696 639 | 136 280 | 375 719 |
| 8 POLYACIDS AND DERIVS | 1 311 184 | 3 866 990 | 235 648 | 587 344 | 129 716 | 316 979 |
| 9 OXY-FUNCT ACIDS, DERIVS | 106 537 | 382 157 | 45 728 | 169 666 | 25 178 | 91 378 |
| 514 NITROGEN-FUNCTN COMPOUNDS | 1 141 124 | 3 914 622 | 625 348 | 1 734 510 | 343 876 | 935 662 |
| 5 AMINE-FUNCTION COMPOUNDS | 297 396 | 1 018 984 | 140 893 | 434 590 | 77 556 | 234 164 |
| 6 OXYGEN-FUNCT AMINO-CMPNDS | 223 540 | 661 033 | 212 439 | 470 780 | 116 659 | 254 436 |
| 7 AMIDE-FUNCT CMPD, EXC UREA | 159 396 | 496 679 | 98 440 | 282 977 | 54 118 | 152 679 |
| 8 OTH NITROGEN FUNCT CMPDS | 460 792 | 1 737 926 | 173 576 | 546 163 | 95 543 | 294 383 |
| 515 ORG-INORG COMPOUNDS ETC | 529 870 | 1 585 423 | 428 946 | 1 342 801 | 236 192 | 723 479 |
| 4 ORGANO-SULPHUR COMPOUNDS | 99 908 | 300 929 | 53 814 | 179 645 | 29 642 | 96 839 |
| 5 OTHR ORG-INORG COMPOUNDS | 48 996 | 143 917 | 48 416 | 149 248 | 26 658 | 80 407 |
| 6 HETEROCYCLIC CMPDS ETC | 371 715 | 1 116 509 | 287 880 | 904 246 | 158 513 | 487 009 |
| 7 SULPHONAMIDES, ETC | 9 251 | 24 068 | 38 836 | 109 662 | 21 379 | 59 224 |
| 516 OTHER ORGANIC CHEMICALS | 1 675 221 | 5 166 452 | 316 589 | 911 657 | 174 312 | 491 599 |
| 1 ETHERS, EPOXIDES, ACETALS | 1 024 399 | 3 153 011 | 145 377 | 408 118 | 80 020 | 220 051 |
| 2 ALDEHYDE ETC FUNCT CMPNDS | 545 334 | 1 663 785 | 88 259 | 248 199 | 48 617 | 133 876 |
| 3 INORGANIC ESTERS, ETC | 73 170 | 240 229 | 49 795 | 153 763 | 27 428 | 82 918 |
| 9 OTHER ORGANIC CHEMICALS | 32 318 | 109 427 | 33 158 | 101 577 | 18 247 | 54 754 |
| 522 INORG ELEMNTS, OXIDES, ETC | 8 448 605 | 26 618 514 | 449 484 | 1 297 268 | 247 374 | 699 198 |
| 1 CHEMICAL ELEMENTS | 710 021 | 2 116 741 | 78 833 | 224 866 | 43 394 | 121 244 |
| 2 INORGANIC ACIDS ETC | 2 256 138 | 8 326 816 | 80 838 | 245 035 | 44 495 | 132 056 |
| 3 HALGN, SULPHR CMPD NONMET | 211 731 | 691 481 | 19 638 | 69 247 | 10 800 | 37 230 |
| 4 ZINC, IRON, LEAD ETC OXIDE | 671 320 | 1 985 907 | 110 635 | 324 177 | 60 917 | 174 775 |
| 5 INORGANIC BASES ETC NES | 4 599 395 | 13 497 569 | 159 540 | 433 943 | 87 768 | 233 893 |
| 523 OTHR INORGANIC CHEMICALS | 4 428 088 | 12 672 764 | 372 420 | 1 072 547 | 205 029 | 578 264 |
| 1 METAL CMPD OF INORG ACID | 2 154 884 | 6 207 146 | 104 132 | 319 006 | 57 362 | 171 961 |
| 2 CONTINUATION OF 5231 | 1 907 852 | 5 456 621 | 136 262 | 394 279 | 74 997 | 212 551 |
| 3 METALLIC ACID SALTS ETC | 110 331 | 329 695 | 70 929 | 192 040 | 39 038 | 103 590 |
| 9 INORG CHEM PRODUCTS NES | 255 021 | 679 302 | 61 097 | 167 222 | 33 632 | 90 162 |

4 IMPORTS AND EXPORTS (SPECIAL TRADE) BY GROUPS AND SUBGROUPS OF THE SITC 1979
4.2 EXPORTS

| GROUP / SUBGROUP | DT = 100 KG | | 1 000 DM | | 1 000 \$ | |
|-------------------------------|-------------|------------|-----------|-----------|-----------|-----------|
| | JULY/SEPT | JAN/SEPT | JULY/SEPT | JAN/SEPT | JULY/SEPT | JAN/SEPT |
| 524 RADIOACTIVE ETC MATERIAL | 9 036 | 19 767 | 109 495 | 265 326 | 60 157 | 143 632 |
| 1 RADIOACTIVE ELEMENTS ETC | 5 189 | 7 427 | 106 425 | 256 024 | 58 470 | 138 618 |
| 9 OTH RADIOACTIVE ETC MTLs | 3 847 | 12 340 | 3 070 | 9 302 | 1 687 | 5 014 |
| 531 SYNT DYE,NAT INDGO,LAKES | 287 497 | 863 202 | 585 961 | 1 706 534 | 322 504 | 919 785 |
| 1 SYNTH ORGANIC DYESTUFFS | 213 402 | 640 821 | 492 144 | 1 428 789 | 270 868 | 770 091 |
| 2 SYNTH LUMIN,INDGO,LAKES | 74 095 | 222 381 | 93 817 | 277 745 | 51 636 | 149 694 |
| 532 DYES NES,TANNING PRODS | 221 326 | 700 961 | 35 242 | 110 787 | 19 400 | 59 687 |
| 2 DYE,TANN EXTRACTS,TANNINS | 860 | 2 299 | 789 | 2 963 | 435 | 1 594 |
| 3 SYNTHETIC TANNING PRODS | 220 466 | 698 662 | 34 453 | 107 824 | 18 965 | 58 093 |
| 533 PIGMENTS,PAINTS,ETC | 1 771 808 | 4 965 179 | 503 683 | 1 425 603 | 277 331 | 768 703 |
| 1 COLOURING MATERIAL NES | 615 741 | 1 762 313 | 151 854 | 421 133 | 83 603 | 227 087 |
| 2 PRINTING INKS | 43 595 | 131 434 | 31 592 | 93 049 | 17 402 | 50 181 |
| 4 VARNISH,DISTEMPER,ETC | 391 225 | 1 143 733 | 212 784 | 607 570 | 117 155 | 327 589 |
| 5 GLAZES,DRIERS,PUTTY ETC | 721 247 | 1 927 699 | 107 453 | 303 851 | 59 171 | 163 846 |
| 541 MEDICINAL ETC PRODUCTS | 215 638 | 619 041 | 912 057 | 2 699 620 | 501 942 | 1 455 576 |
| 1 VITAMINS,PROVITAMINS | 45 797 | 137 725 | 126 396 | 374 676 | 69 562 | 201 902 |
| 3 ANTIBIOTICS | 2 406 | 7 626 | 25 331 | 71 669 | 13 946 | 38 653 |
| 4 VEG ALKALOIDS AND DERIVS | 17 992 | 46 309 | 64 871 | 200 751 | 35 723 | 108 243 |
| 5 HORMONES | 59 | 173 | 34 262 | 129 268 | 18 836 | 69 576 |
| 6 GLYCOSIDES,GLANDS,SERA | 3 279 | 9 034 | 42 021 | 123 566 | 23 114 | 66 620 |
| 7 MEDICAMENTS | 120 765 | 347 174 | 550 859 | 1 603 407 | 303 160 | 864 746 |
| 9 PHARMACEUTICAL GOODS | 25 340 | 71 000 | 68 317 | 196 283 | 37 601 | 105 836 |
| 551 ESSENTL OIL,PERFUME,ETC | 18 105 | 57 591 | 42 840 | 138 964 | 23 575 | 74 829 |
| 3 ESSENTIAL OILS ETC | 2 540 | 7 783 | 3 765 | 11 846 | 2 069 | 6 380 |
| 4 MIXED PERFUME SUBSTANCES | 15 565 | 49 808 | 39 075 | 127 118 | 21 506 | 68 449 |
| 553 PERFUMERY,COSMETICS,ETC | 113 677 | 330 055 | 116 688 | 332 060 | 64 266 | 179 105 |
| 0 PERFUMERY,COSMETICS,ETC | | | | | | |
| 554 SOAPS,CLEANING ETC PREPS | 1 259 923 | 3 795 324 | 298 252 | 862 602 | 164 244 | 465 046 |
| 1 SOAPS | 63 435 | 182 573 | 23 217 | 63 886 | 12 790 | 34 473 |
| 2 WASHING PREPARATIONS ETC | 1 131 437 | 3 408 435 | 258 541 | 746 491 | 142 371 | 402 437 |
| 3 POLISHES ETC | 65 051 | 204 316 | 16 494 | 52 225 | 9 083 | 28 136 |
| 562 FERTILIZERS MANUFACTURED | 11 014 113 | 38 503 871 | 211 432 | 747 041 | 116 400 | 402 096 |
| 1 CHEM NITROGENOUS FERTILZR | 4 091 665 | 12 837 015 | 75 077 | 239 880 | 41 301 | 129 292 |
| 2 CHEM PHOSPHATIC FERTILZR | 39 275 | 434 712 | 1 056 | 5 608 | 580 | 3 015 |
| 3 CHEM POTASSIC FERTILIZER | 5 223 458 | 17 800 541 | 83 457 | 279 929 | 45 945 | 150 669 |
| 9 FERTILIZERS NES | 1 659 715 | 7 431 603 | 51 842 | 221 624 | 28 574 | 119 120 |
| 572 EXPLOSIVES,PYROTECH PROD | 31 419 | 84 619 | 25 968 | 69 886 | 14 290 | 37 698 |
| 1 PREPARED EXPLOSIVES | 24 656 | 65 235 | 10 567 | 25 563 | 5 813 | 13 803 |
| 2 FUSES,PRIMERS,DETONATORS | 2 938 | 8 429 | 8 299 | 23 866 | 4 567 | 12 887 |
| 3 PYROTECHNIC PRODUCTS | 3 825 | 10 955 | 7 102 | 20 457 | 3 910 | 11 008 |
| 582 PROD OF CONDENSATION ETC | 2 379 372 | 7 437 459 | 795 948 | 2 362 637 | 438 263 | 1 273 425 |
| 1 PHENOPLASTS | 140 975 | 427 378 | 37 046 | 106 863 | 20 400 | 57 604 |
| 2 AMINOPLASTS | 701 750 | 2 192 437 | 75 721 | 220 092 | 41 710 | 118 669 |
| 3 ALKYDS,OTHER POLYESTERS | 622 272 | 1 891 864 | 239 654 | 695 684 | 131 949 | 375 007 |
| 4 POLYAMIDES | 262 186 | 818 281 | 147 651 | 434 771 | 81 283 | 234 363 |
| 5 POLYURETHANES | 190 643 | 576 344 | 93 379 | 273 619 | 51 439 | 147 510 |
| 6 EPOXIDE RESINS | 102 898 | 283 311 | 47 242 | 129 563 | 26 014 | 69 904 |
| 7 SILICONES | 48 747 | 151 144 | 49 967 | 155 533 | 27 505 | 83 791 |
| 8 ION EXCH,CONDEN ETC TYPE | 369 | 1 042 | 143 | 528 | 78 | 283 |
| 9 OTH CONDENSATION ETC PROD | 309 532 | 1 095 658 | 105 145 | 345 984 | 57 885 | 186 294 |
| 583 PROD OF POLYMERIZING ETC | 7 032 885 | 20 587 490 | 1 796 072 | 4 808 459 | 988 945 | 2 594 145 |
| 1 POLYETHYLENE | 2 384 619 | 6 979 231 | 531 231 | 1 357 756 | 292 452 | 732 752 |
| 2 POLYPROPYLENE | 324 085 | 1 050 103 | 87 063 | 239 697 | 47 947 | 129 312 |
| 3 POLYSTYRENE,ITS COPOLYMR | 1 301 002 | 3 808 017 | 327 798 | 866 215 | 180 486 | 467 324 |
| 4 POLYVINYL CHLORIDE | 1 679 484 | 4 807 798 | 454 619 | 1 237 662 | 250 309 | 667 630 |
| 5 VINYL CHLOR,ACET COPOLYM | 73 738 | 183 680 | 17 204 | 40 993 | 9 498 | 22 181 |
| 6 ACRYLIC POLYMERS ETC | 341 871 | 1 073 662 | 111 768 | 331 297 | 61 560 | 178 642 |
| 7 POLYVINYL ACETATE | 129 158 | 388 331 | 24 812 | 71 694 | 13 661 | 38 630 |
| 8 ION EXCH,POLYMR ETC TYPE | 10 401 | 32 281 | 6 511 | 20 791 | 3 585 | 11 218 |
| 9 OTH PLYMZRZATION ETC PROD | 788 527 | 2 264 387 | 235 066 | 642 354 | 129 447 | 346 456 |
| 584 CELLULOSE DERIVATIVES ETC | 215 070 | 650 356 | 138 747 | 407 027 | 76 371 | 219 382 |
| 1 REGENERATED CELLULOSE | 47 545 | 141 018 | 51 355 | 147 905 | 28 255 | 79 729 |
| 2 CELLULOSE NITRATES | 36 758 | 111 021 | 14 662 | 43 600 | 8 066 | 23 503 |
| 3 CELLULOSE ACETATES | 21 791 | 66 358 | 14 427 | 41 795 | 7 948 | 22 539 |
| 9 OTH CELL DERIV,VULC FBRE | 108 976 | 331 959 | 58 303 | 173 727 | 32 102 | 93 611 |

4 IMPORTS AND EXPORTS (SPECIAL TRADE) BY GROUPS AND SUBGROUPS OF THE SITC 1979
4.2 EXPORTS

| GROUP / SUBGROUP | DT = 100 KG | | 1 000 DM | | 1 000 \$ | |
|------------------------------|-------------|------------|-----------|-----------|-----------|-----------|
| | JULY/SEPT | JAN/SEPT | JULY/SEPT | JAN/SEPT | JULY/SEPT | JAN/SEPT |
| 585 PLASTIC MATERIALS NES | 121 814 | 456 527 | 33 507 | 106 559 | 18 436 | 57 419 |
| 1 MODIFIED NATL RESINS ETC | 10 175 | 34 794 | 3 333 | 11 024 | 1 833 | 5 934 |
| 2 OTH ART PLASTIC MTLN NES | 111 639 | 421 733 | 30 174 | 95 535 | 16 603 | 51 485 |
| 591 PESTICIDES,DISINFECTANTS | 348 833 | 1 396 418 | 237 475 | 1 088 045 | 130 809 | 585 153 |
| 1 INSECTICIDES,RETAIL ETC | 105 609 | 395 382 | 78 806 | 317 973 | 43 426 | 171 021 |
| 2 FUNGICIDES,RETAIL ETC | 90 277 | 383 443 | 46 929 | 267 758 | 25 838 | 143 734 |
| 3 HERBICIDES,RETAIL ETC | 77 581 | 378 513 | 75 851 | 378 666 | 41 780 | 203 825 |
| 4 DISINFECTANTS ETC,RETAIL | 75 366 | 239 080 | 35 889 | 123 648 | 19 765 | 66 573 |
| 592 STARCH,INULIN,GLUTEN,ETC | 505 812 | 1 412 993 | 104 549 | 300 814 | 57 583 | 162 228 |
| 1 STARCHES,INULIN,GLUTEN | 246 005 | 629 596 | 14 639 | 40 033 | 8 071 | 21 612 |
| 2 ALBUMINOIDAL SUBST,GLUES | 259 807 | 783 397 | 89 910 | 260 781 | 49 512 | 140 616 |
| 598 MISC CHEMICAL PRODS NES | 3 958 079 | 12 000 031 | 820 392 | 2 391 592 | 451 745 | 1 289 570 |
| 1 CHEMICALS FROM WOOD,RESIN | 214 462 | 688 352 | 10 779 | 32 308 | 5 931 | 17 405 |
| 2 ANTI-KNOCK PREPS,ETC | 150 503 | 477 684 | 52 001 | 149 685 | 28 624 | 80 733 |
| 3 ORGANIC CHEM PRODS NES | 183 956 | 576 565 | 63 548 | 186 045 | 34 983 | 100 307 |
| 9 CHEM PRODS AND PREPS NES | 3 409 158 | 10 257 430 | 694 064 | 2 023 554 | 382 207 | 1 091 125 |
| 611 LEATHER | 64 544 | 208 008 | 110 911 | 350 632 | 61 076 | 188 871 |
| 2 LEATHER ARTIFIC,RECONST | 33 781 | 100 279 | 8 369 | 25 574 | 4 608 | 13 789 |
| 3 CALF LEATHER | 2 973 | 12 714 | 13 227 | 43 928 | 7 274 | 23 656 |
| 4 LEATHR BOVINE NES,EQUINE | 24 049 | 83 584 | 62 590 | 201 960 | 34 483 | 108 804 |
| 5 LEATHER FROM SHEEP,LAMBS | 1 656 | 4 792 | 9 276 | 27 011 | 5 104 | 14 547 |
| 6 LEATHER NES | 1 832 | 5 842 | 16 177 | 47 887 | 8 903 | 25 775 |
| 8 LEATHER SPECIALLY FINSHD | 253 | 797 | 1 272 | 4 272 | 704 | 2 300 |
| 612 LEATHER ETC MANUFACTURES | 25 885 | 83 143 | 44 008 | 133 989 | 24 229 | 72 201 |
| 1 LEATHER BELTING ETC | 373 | 1 182 | 3 037 | 8 384 | 1 672 | 4 529 |
| 2 HARNESS-MAKERS GOODS | 832 | 2 297 | 4 366 | 11 633 | 2 402 | 6 275 |
| 3 PREPD PARTS OF FOOTWEAR | 22 831 | 73 914 | 31 808 | 100 350 | 17 512 | 54 050 |
| 9 LEATHER MANUFACTURES NES | 1 849 | 5 750 | 4 797 | 13 622 | 2 643 | 7 347 |
| 613 FUR SKINS TANNED,DRESSED | 8 402 | 26 054 | 180 627 | 519 981 | 99 442 | 280 109 |
| 0 FUR SKINS TANNED,DRESSED | | | | | | |
| 621 MATERIALS OF RUBBER | 311 393 | 931 458 | 140 255 | 414 006 | 77 256 | 223 240 |
| 0 MATERIALS OF RUBBER | | | | | | |
| 625 RUBBER TYRES,TUBES | 763 932 | 2 318 891 | 389 498 | 1 145 371 | 214 447 | 617 567 |
| 1 TYRES NEW FOR MOTOR CARS | 335 814 | 999 668 | 199 946 | 580 047 | 110 094 | 312 763 |
| 2 TYRES,NEW,BUS OR LORRY | 180 918 | 543 879 | 106 041 | 309 042 | 58 359 | 166 654 |
| 3 TYRES NEW FOR AIRCRAFT | 663 | 1 820 | 1 020 | 2 647 | 562 | 1 431 |
| 4 TYRES,NEW,PTR OR BICYCLE | 11 457 | 41 654 | 8 145 | 28 391 | 4 488 | 15 284 |
| 9 OTH TYRES,TYRE CASES,ETC | 235 080 | 731 870 | 74 346 | 225 244 | 40 944 | 121 435 |
| 628 RUBBER ARTICLES NES | 115 288 | 333 340 | 171 610 | 502 171 | 94 503 | 270 797 |
| 1 HYGIENIC UNHRDND RUBBER | 3 031 | 10 023 | 11 553 | 39 212 | 6 363 | 21 129 |
| 2 RUBBER BELTING | 46 398 | 127 543 | 48 756 | 135 989 | 26 852 | 73 348 |
| 9 OTH RUBBER ARTICLES NES | 65 859 | 195 774 | 111 301 | 326 970 | 61 288 | 176 320 |
| 633 CORK MANUFACTURES | 3 254 | 8 164 | 3 560 | 9 203 | 1 959 | 4 968 |
| 0 CORK MANUFACTURES | | | | | | |
| 634 VENEERS,PLYWOOD,ETC | 1 513 215 | 4 445 518 | 146 404 | 443 500 | 80 674 | 239 040 |
| 1 VENEER SHEETS | 90 703 | 294 261 | 44 053 | 140 781 | 24 280 | 75 842 |
| 2 PLYWOOD OF WOOD SHEETS | 24 933 | 72 416 | 5 674 | 16 916 | 3 131 | 9 119 |
| 3 IMPROVED,RECONSTIT WOOD | 1 289 009 | 3 722 134 | 82 162 | 237 179 | 45 261 | 127 892 |
| 4 WOOD-BASED PANELS NES | 38 574 | 130 414 | 6 838 | 22 967 | 3 770 | 12 375 |
| 9 WOOD SIMPLY SHAPED NES | 69 996 | 226 087 | 7 677 | 25 567 | 4 232 | 13 764 |
| 635 WOOD MANUFACTURES NES | 462 196 | 1 456 732 | 137 362 | 439 278 | 75 642 | 236 562 |
| 1 BOXES,CASES,CRATES | 15 477 | 56 703 | 2 625 | 9 621 | 1 444 | 5 186 |
| 2 COOPRAGE PROD,INC STAVES | 2 928 | 13 000 | 665 | 2 460 | 366 | 1 318 |
| 3 BUILDERS WOODWRK,PREFABS | 255 626 | 793 793 | 87 952 | 286 466 | 48 435 | 154 240 |
| 4 WOOD MFRS,DOMESTIC ETC | 12 777 | 37 005 | 12 929 | 35 795 | 7 119 | 19 305 |
| 9 OTHER WOOD MANUFACTURES | 175 388 | 556 231 | 33 191 | 104 936 | 18 278 | 56 513 |
| 641 PAPER AND PAPERBOARD | 4 593 539 | 13 575 939 | 738 792 | 2 140 968 | 406 916 | 1 154 612 |
| 1 NEWSPRINT | 225 884 | 674 008 | 20 339 | 61 437 | 11 193 | 33 125 |
| 2 PRINTG,WRITING PAPER NES | 1 715 237 | 5 123 884 | 277 385 | 791 626 | 152 792 | 426 955 |
| 3 KRAFT PAPER,PAPERBOARD | 108 367 | 304 563 | 17 300 | 50 248 | 9 520 | 27 076 |
| 5 PAPER,PAPERBD,BULK NES | 1 564 301 | 4 526 070 | 162 423 | 460 087 | 89 456 | 248 165 |
| 6 FIBREBOARD OF WOOD ETC | 120 157 | 386 847 | 10 055 | 31 143 | 5 542 | 16 792 |
| 7 CORRUGATED PAPER ETC BLK | 51 241 | 159 453 | 10 593 | 32 395 | 5 833 | 17 470 |
| 8 COATED ETC PAPER NES BLK | 667 083 | 2 010 574 | 186 779 | 566 622 | 102 871 | 305 447 |
| 9 CONVERTED PAPER ETC NES | 141 269 | 390 540 | 53 918 | 147 410 | 29 709 | 79 582 |

4 IMPORTS AND EXPORTS (SPECIAL TRADE) BY GROUPS AND SUBGROUPS OF THE SITC 1979
4.2 EXPORTS

| GROUP / SUBGROUP | DT = 100 KG | | 1 000 DM | | 1 000 \$ | |
|------------------------------|-------------|------------|-----------|-----------|-----------|-----------|
| | JULY/SEPT | JAN/SEPT | JULY/SEPT | JAN/SEPT | JULY/SEPT | JAN/SEPT |
| 642 ARTICLES OF PAPER ETC | 1 087 132 | 3 102 875 | 350 564 | 994 962 | 192 987 | 536 657 |
| 1 PAPER ETC CONTAINERS | 486 729 | 1 429 428 | 109 893 | 322 154 | 60 492 | 173 690 |
| 2 CORRESPONDENCE STATIONERY | 14 262 | 40 014 | 7 214 | 19 799 | 3 972 | 10 686 |
| 3 EXERCISE BOOKS ETC | 49 414 | 124 545 | 27 965 | 72 402 | 15 406 | 39 095 |
| 4 PAPER ETC CT TO SIZE NES | 206 880 | 589 872 | 82 469 | 235 761 | 45 409 | 127 139 |
| 8 PAPER ETC ARTICLES NES | 329 847 | 919 016 | 123 023 | 344 846 | 67 708 | 186 047 |
| 651 TEXTILE YARN AND THREAD | 909 380 | 2 972 808 | 738 584 | 2 317 677 | 406 858 | 1 248 992 |
| 1 SILK YARN AND THREAD | 65 | 309 | 1 134 | 4 056 | 622 | 2 177 |
| 2 WOOL,HAIR YARN,INCL TOPS | 38 701 | 134 603 | 53 147 | 177 384 | 29 305 | 95 513 |
| 3 COTTON YARN | 42 412 | 136 892 | 38 438 | 120 322 | 21 188 | 64 864 |
| 4 SYN FIB YRN,BULK,MONOFIL | 658 666 | 2 137 677 | 488 734 | 1 520 750 | 269 162 | 819 525 |
| 5 YARN OF 6514 AT RETAIL | 7 395 | 19 200 | 18 664 | 52 932 | 10 275 | 28 555 |
| 6 DISCON SYN FIB BLEND YRN | 43 947 | 141 253 | 47 860 | 148 306 | 26 387 | 79 943 |
| 7 REGEN FIBRE YARN,MONOFIL | 89 273 | 308 861 | 76 516 | 247 531 | 42 158 | 133 423 |
| 8 YARN OF 6517 AT RETAIL | 258 | 738 | 736 | 2 263 | 405 | 1 218 |
| 9 TEXTILE FIBRE YARN NES | 28 663 | 93 275 | 13 355 | 44 133 | 7 356 | 23 774 |
| 652 COTTON FABRICS,WOVEN | 199 514 | 649 677 | 364 500 | 1 205 752 | 200 797 | 649 503 |
| 1 GREY WOVEN COTTON FABRIC | 67 528 | 212 023 | 68 572 | 215 926 | 137 799 | 116 411 |
| 2 WOVEN COTTON BLCHD,ETC | 131 986 | 437 654 | 295 928 | 989 826 | 162 998 | 533 092 |
| 653 WOVN MAN-MADE FIB FABRIC | 252 866 | 851 072 | 485 346 | 1 634 599 | 267 317 | 880 730 |
| 1 CONT SYNT WEAVES NONPILE | 68 427 | 218 896 | 91 863 | 292 226 | 50 617 | 157 522 |
| 2 DISC SYN TXTL FABRIC NES | 18 489 | 63 407 | 39 764 | 136 194 | 21 897 | 73 332 |
| 4 DISC SYN BLEND FABRC NES | 66 104 | 239 963 | 139 634 | 502 288 | 76 914 | 270 569 |
| 5 CONT REGN WEAVES NONPILE | 32 821 | 101 775 | 59 952 | 195 753 | 33 005 | 105 441 |
| 6 DISC REGN TXTL FABRC NES | 34 910 | 123 874 | 71 976 | 242 933 | 39 620 | 130 951 |
| 8 DISC REG BLEND FABRC NES | 8 572 | 26 895 | 17 442 | 55 229 | 9 605 | 29 762 |
| 9 MAN-MADE PILE ETC FABRIC | 23 543 | 76 262 | 64 715 | 209 976 | 35 659 | 113 153 |
| 654 OTH WOVEN TEXTILE FABRIC | 66 904 | 184 708 | 148 193 | 397 418 | 81 522 | 214 059 |
| 1 SILK FABRICS WOVEN | 277 | 1 462 | 5 441 | 20 482 | 2 992 | 11 021 |
| 2 WOVEN WOOL,HAIR NONPILE | 26 674 | 71 821 | 81 196 | 216 857 | 44 666 | 116 790 |
| 3 WOVN WOOL ETC FABRIC NES | 20 112 | 46 861 | 43 840 | 103 649 | 24 106 | 55 862 |
| 4 WOVEN FLAX,RAMIE FABRICS | 742 | 2 944 | 1 833 | 6 372 | 1 010 | 3 433 |
| 5 WEAVES OF FIBRES OF 2640 | 8 020 | 26 764 | 4 830 | 15 645 | 2 659 | 8 420 |
| 6 GLASS FIBRE FABRIC | 10 353 | 32 550 | 9 531 | 29 504 | 5 252 | 15 894 |
| 9 WOVEN FABRICS NES | 726 | 2 306 | 1 522 | 4 909 | 837 | 2 639 |
| 655 KNIT ETC FABRICS | 125 187 | 362 396 | 251 343 | 731 653 | 138 452 | 394 528 |
| 1 KNIT ETC SYNTH FAB NONEL | 103 285 | 291 166 | 205 459 | 586 218 | 113 183 | 316 154 |
| 2 OTHER KNIT ETC FAB NONEL | 20 964 | 67 404 | 43 607 | 136 993 | 24 015 | 73 842 |
| 3 KNIT ETC FABRIC,ELASTIC | 938 | 3 826 | 2 277 | 8 442 | 1 254 | 4 532 |
| 656 LACE,RIBBONS,TULLE,ETC | 13 350 | 42 033 | 41 210 | 130 681 | 22 700 | 70 418 |
| 0 LACE,RIBBONS,TULLE,ETC | | | | | | |
| 657 SPECIAL TEXTILE ETC PROD | 273 504 | 908 969 | 299 123 | 962 587 | 164 769 | 518 622 |
| 1 FELT AND ARTICLES NES | 37 293 | 108 023 | 22 346 | 67 262 | 12 309 | 36 266 |
| 2 BONDED FIBRE TEXTLS NES | 56 820 | 183 022 | 64 673 | 204 457 | 35 636 | 110 167 |
| 3 COATED ETC TEXTILES NES | 126 430 | 448 547 | 120 098 | 404 360 | 66 162 | 217 799 |
| 4 ELASTIC FAB ETC NOT KNIT | 2 373 | 7 226 | 5 136 | 15 736 | 2 828 | 8 481 |
| 5 CORDAGE AND MANUFACTURES | 20 918 | 70 837 | 11 813 | 41 128 | 6 509 | 22 130 |
| 6 HAT BODIES | 145 | 459 | 1 063 | 2 964 | 585 | 1 595 |
| 7 TEXTILES FOR MACHINERY | 22 321 | 69 448 | 57 074 | 176 163 | 31 426 | 94 957 |
| 9 SPECL TEXTILE PRODS NES | 7 204 | 21 407 | 16 920 | 50 517 | 9 314 | 27 227 |
| 658 TEXTILE ARTICLES NES | 70 333 | 204 463 | 107 834 | 314 277 | 59 441 | 169 495 |
| 1 BAGS,SACKS OF TEXTILES | 17 982 | 52 497 | 3 065 | 9 072 | 1 690 | 4 896 |
| 2 MADE-UP CANVAS GOODS | 7 160 | 27 957 | 9 742 | 41 928 | 5 362 | 22 509 |
| 3 BLANKETS ETC NON ELECTRC | 9 277 | 24 805 | 16 918 | 42 568 | 9 321 | 22 982 |
| 4 LINENS ETC | 22 694 | 58 575 | 51 362 | 136 391 | 28 330 | 73 673 |
| 9 OTH TEXTILE ARTICLES NES | 13 220 | 40 629 | 26 747 | 84 318 | 14 738 | 45 435 |
| 659 FLOOR COVERINGS ETC | 194 126 | 596 759 | 162 446 | 472 760 | 89 506 | 254 992 |
| 1 LINOLEUM ETC | 28 213 | 86 999 | 8 581 | 25 745 | 4 728 | 13 872 |
| 2 CARPETS ETC KNOTTED | 2 487 | 6 581 | 27 797 | 68 092 | 15 310 | 36 794 |
| 3 KELEN,SCHUMACKS ETC RUGS | 61 | 203 | 186 | 729 | 162 | 393 |
| 4 WOOL CARPETS ETC NES | 7 148 | 22 490 | 11 383 | 35 150 | 6 268 | 18 937 |
| 5 MAN-MADE TXTL CARPTS NES | 112 126 | 354 210 | 91 517 | 279 018 | 50 431 | 150 459 |
| 6 OTH TXTL CARPETS ETC NES | 42 556 | 118 938 | 21 881 | 60 619 | 12 061 | 32 704 |
| 7 PLAITS & PLAITED PRODS | 1 532 | 7 335 | 1 100 | 3 406 | 605 | 1 832 |
| 661 CEMENT ETC BUILDING PROD | 8 810 508 | 23 534 565 | 126 331 | 328 755 | 69 593 | 177 293 |
| 1 LIME | 1 445 599 | 4 168 532 | 14 270 | 40 379 | 7 865 | 21 781 |
| 2 CEMENT | 6 671 439 | 17 593 179 | 60 560 | 156 557 | 33 365 | 84 382 |
| 3 BUILDING STONE ETC WORKD | 103 326 | 274 414 | 7 178 | 20 496 | 3 952 | 11 048 |
| 8 MNRL BLDG PRD UNFIRD NES | 590 144 | 1 498 440 | 44 323 | 111 323 | 24 411 | 60 082 |

4 IMPORTS AND EXPORTS (SPECIAL TRADE) BY GROUPS AND SUBGROUPS OF THE SITC 1979
4.2 EXPORTS

| GROUP / SUBGROUP | DT = 100 KG | | 1 000 DM | | 1 000 \$ | |
|---------------------------------|-------------|------------|-----------|-----------|-----------|-----------|
| | JULY/SEPT | JAN/SEPT | JULY/SEPT | JAN/SEPT | JULY/SEPT | JAN/SEPT |
| 662 CLAY, REFRACTORY BLDG PRD | 3 890 535 | 11 240 035 | 341 871 | 985 645 | 188 181 | 531 447 |
| 3 REFRACTORY BUILDING PROD | 1 675 064 | 4 816 053 | 172 202 | 480 818 | 94 764 | 259 395 |
| 4 BRICK ETC NONREFRACTORY | 2 215 471 | 6 423 982 | 169 669 | 504 827 | 93 417 | 272 052 |
| 663 OTH NONMETAL MINERAL MFS | 3 327 898 | 8 598 022 | 330 609 | 980 437 | 182 082 | 528 568 |
| 1 GRINDING STONES ETC | 27 831 | 83 914 | 36 820 | 109 955 | 20 266 | 59 269 |
| 2 ABRASIVE CLOTHS ETC | 48 717 | 148 792 | 53 707 | 163 540 | 29 576 | 88 155 |
| 3 MINRL MFS NES NONCERAMIC | 2 641 753 | 6 460 190 | 62 760 | 178 225 | 34 579 | 96 125 |
| 5 MINRL INSULATING PROD NES | 271 615 | 858 912 | 31 884 | 98 182 | 17 565 | 52 906 |
| 7 REFRACTORY WARE NONBLDG | 132 830 | 418 943 | 42 761 | 125 112 | 23 547 | 67 463 |
| 8 ASBESTOS, FRICTION PRODS | 65 866 | 195 434 | 61 755 | 186 392 | 34 015 | 100 473 |
| 9 CERAMIC ARTICLES NES | 139 286 | 431 837 | 40 922 | 119 031 | 22 534 | 64 177 |
| 664 GLASS | 1 296 553 | 4 084 279 | 221 027 | 667 569 | 121 728 | 359 861 |
| 1 GLASS NONOPTICAL, PLAIN | 231 175 | 700 055 | 28 287 | 89 251 | 15 577 | 48 100 |
| 2 OPTICAL GLASS UNWRKD ETC | 6 153 | 15 853 | 13 425 | 36 604 | 7 390 | 19 761 |
| 3 DRAWN, BLOWN GLASS UNWRKD | 145 430 | 465 925 | 22 196 | 67 794 | 12 214 | 36 518 |
| 4 GLASS SURFACE-GROUND ETC | 482 475 | 1 541 069 | 37 949 | 115 809 | 20 897 | 62 432 |
| 5 CAST, ROLLED GLASS UNWRKD | 163 407 | 561 404 | 12 379 | 41 375 | 6 828 | 22 278 |
| 6 GLASS CONSTRUCTION PRODS | 45 751 | 124 887 | 4 929 | 13 019 | 2 715 | 7 021 |
| 7 SAFETY GLASS | 32 442 | 87 535 | 16 298 | 46 686 | 8 965 | 25 169 |
| 8 SHEET GLASS METAL-COATED | 44 633 | 143 361 | 26 010 | 79 896 | 14 333 | 43 069 |
| 9 GLASS NES | 145 087 | 444 190 | 59 554 | 177 135 | 32 809 | 95 513 |
| 665 GLASSWARE | 1 394 981 | 3 832 740 | 201 824 | 583 943 | 111 123 | 314 798 |
| 1 BOTTLES ETC OF GLASS | 1 220 300 | 3 281 657 | 78 132 | 209 047 | 43 000 | 112 734 |
| 2 HOUSEHLD, HOTEL ETC GLASS | 91 955 | 266 866 | 72 186 | 206 923 | 39 744 | 111 561 |
| 8 GLASS ARTICLES NES | 82 726 | 284 217 | 51 506 | 167 973 | 28 379 | 90 503 |
| 666 POTTERY | 157 103 | 481 786 | 148 787 | 439 087 | 81 929 | 236 738 |
| 4 PORCELN, CHINA HOUSE WARE | 104 321 | 325 477 | 92 226 | 270 219 | 50 787 | 145 720 |
| 5 COARSE CERAMIC HOUSEWARE | 22 169 | 66 655 | 14 848 | 43 563 | 8 175 | 23 484 |
| 6 CERAMIC ORNAMENTS ETC | 30 613 | 89 654 | 41 713 | 125 305 | 22 967 | 67 534 |
| 667 PEARL, PREC-, SEMI-P STONE | 381 | 1 528 | 82 781 | 254 470 | 45 604 | 137 015 |
| 1 PEARLS UNSET, UNSTRUNG | 1 | 5 | 2 937 | 15 427 | 1 618 | 8 230 |
| 2 DIAMONDS NONINDUST, UNSET | | | 35 807 | 97 452 | 19 715 | 52 573 |
| 3 PREC-, SEMI-PR STONES NES | 334 | 1 325 | 37 965 | 123 212 | 20 923 | 66 298 |
| 4 SYNTH PREC-, SEMI-P STONE | 46 | 198 | 6 072 | 18 379 | 3 348 | 9 914 |
| 671 PIG IRON ETC | 3 023 173 | 8 625 263 | 163 311 | 469 923 | 89 865 | 253 248 |
| 2 PIG IRN, SPIEGELEISEN ETC | 2 556 454 | 6 970 456 | 84 661 | 223 472 | 46 573 | 120 552 |
| 3 IRON, STL POWDER, SHOT, ETC | 90 859 | 307 316 | 8 150 | 23 658 | 4 487 | 12 750 |
| 6 FERRO-ALLOYS | 375 860 | 1 347 491 | 70 500 | 222 793 | 38 805 | 119 946 |
| 672 IRON, STL PRIMARY FORMS | 9 674 395 | 25 430 396 | 637 845 | 1 625 950 | 351 129 | 877 551 |
| 4 IRN, STL INGOTS, LUMPS, ETC | 64 762 | 167 733 | 9 611 | 21 737 | 5 285 | 11 739 |
| 5 IRN, STL BLOOMS, SLABS, ETC | 3 303 578 | 9 552 199 | 191 612 | 529 121 | 105 496 | 285 260 |
| 7 IRN, STL COIL FR REROLLING | 6 277 999 | 15 651 853 | 434 883 | 1 071 349 | 239 388 | 578 520 |
| 673 IRON AND STEEL SHAPES | 10 393 865 | 29 261 740 | 922 330 | 2 577 436 | 507 856 | 1 390 340 |
| 1 IRON, STEEL WIRE ROD | 2 948 071 | 7 789 553 | 221 727 | 569 095 | 122 090 | 307 126 |
| 2 IRON, STEEL BARS ETC | 3 600 476 | 10 895 418 | 411 047 | 1 206 553 | 226 351 | 650 715 |
| 3 IRON, STEEL PROFILES ETC | 3 845 318 | 10 576 769 | 289 556 | 801 788 | 159 415 | 432 499 |
| 674 IRN, STL UNIV, PLATE, SHEET | 17 601 400 | 47 604 321 | 1 583 522 | 4 234 758 | 871 615 | 2 283 894 |
| 1 IRON OR STEEL UNIVERSALS | 400 362 | 1 147 900 | 31 826 | 88 720 | 17 522 | 47 889 |
| 4 IRN, STL HVY PLATE, ROLLED | 4 359 897 | 11 609 982 | 371 072 | 990 530 | 204 362 | 534 534 |
| 5 IRN, STL MED PLATE, ROLLED | 809 619 | 2 109 223 | 86 467 | 224 851 | 47 582 | 121 420 |
| 6 IRN, STL THIN PLATE, ROLLD | 8 609 988 | 23 579 647 | 737 454 | 1 990 039 | 405 861 | 1 072 764 |
| 7 TINNED PLATES, SHEETS | 946 311 | 2 774 308 | 118 369 | 327 286 | 65 089 | 176 266 |
| 9 OTH IRN, STL PLATES, SHEET | 2 475 223 | 6 383 261 | 238 334 | 613 332 | 131 199 | 331 021 |
| 675 IRON, STEEL HOOP, STRIP | 3 442 039 | 9 511 196 | 412 799 | 1 160 598 | 227 200 | 625 964 |
| 0 IRON, STEEL HOOP, STRIP | | | | | | |
| 676 RAILWAY RAILS ETC IRN, STL | 726 896 | 1 710 774 | 63 647 | 149 857 | 34 999 | 81 020 |
| 0 RAILWAY RAILS ETC IRN, STL | | | | | | |
| 677 IRN, STL WIRE EXCL W ROD | 803 599 | 2 502 285 | 134 732 | 412 530 | 74 212 | 222 333 |
| 0 IRN, STL WIRE EXCL W ROD | | | | | | |
| 678 IRON, STL TUBES, PIPES, ETC | 9 758 101 | 26 220 770 | 1 419 309 | 3 854 655 | 781 032 | 2 079 077 |
| 1 CAST IRON TUBES, PIPES | 373 183 | 1 064 931 | 30 289 | 86 797 | 16 655 | 46 791 |
| 2 IRN, STL SEAMLESS TUBES | 4 193 389 | 10 949 081 | 639 637 | 1 720 170 | 351 856 | 928 089 |
| 3 IRON, STL TUBE, PIPE NES | 2 323 858 | 6 609 277 | 286 570 | 796 383 | 157 925 | 429 861 |
| 4 STL HIGHPRESSURE CONDUIT | 2 589 979 | 6 764 526 | 306 687 | 799 270 | 168 604 | 430 522 |
| 5 IRON, STEEL TUBE FITTINGS | 277 692 | 832 955 | 156 126 | 452 035 | 85 992 | 243 814 |

4 IMPORTS AND EXPORTS (SPECIAL TRADE) BY GROUPS AND SUBGROUPS OF THE SITC 1979
4.2 EXPORTS

| GROUP / SUBGROUP | DT = 100 KG | | 1 000 DM | | 1 000 \$ | |
|------------------------------|-------------|-----------|-----------|-----------|-----------|-----------|
| | JULY/SEPT | JAN/SEPT | JULY/SEPT | JAN/SEPT | JULY/SEPT | JAN/SEPT |
| 679 IRN,STL CASTINGS UNWORKE | 271 694 | 842 281 | 66 111 | 205 720 | 36 411 | 110 881 |
| 3 IRON,STL FORGINGS ROUGH | 87 469 | 257 904 | 24 502 | 72 365 | 13 486 | 39 016 |
| 4 IRN STL CASTINGS ROUGH | 184 225 | 584 377 | 41 609 | 133 355 | 22 925 | 71 865 |
| 681 SILVER,PLATINUM,ETC | 2 351 | 7 669 | 131 042 | 344 299 | 72 221 | 185 882 |
| 1 SILVER UNWKD,PARTLY WRKD | 2 283 | 7 490 | 59 932 | 171 995 | 33 005 | 92 811 |
| 2 METALS OF PLATINUM GROUP | 68 | 179 | 71 110 | 172 304 | 39 216 | 93 071 |
| 682 COPPER EXC CEMENT COPPER | 1 097 393 | 3 565 877 | 570 612 | 1 752 471 | 314 105 | 944 227 |
| 1 COPPER NES,ALLOYS,UNWRT | 259 582 | 940 440 | 100 725 | 347 862 | 55 471 | 187 372 |
| 2 COPPER,ALLOYS WORKED | 837 811 | 2 625 437 | 469 887 | 1 404 609 | 258 634 | 756 855 |
| 683 NICKEL | 46 254 | 170 689 | 73 272 | 233 871 | 40 355 | 125 923 |
| 1 NICKEL,ALLOYS UNWROUGHT | 19 693 | 96 854 | 23 167 | 98 133 | 12 772 | 52 711 |
| 2 NICKEL,ALLOYS WORKED | 26 561 | 73 835 | 50 105 | 135 738 | 27 583 | 73 212 |
| 684 ALUMINIUM | 1 491 617 | 4 735 465 | 622 908 | 1 854 127 | 343 106 | 999 717 |
| 1 ALUMINIUM,ALLOYS,UNWRT | 513 710 | 1 855 377 | 151 525 | 507 474 | 83 438 | 273 232 |
| 2 ALUMINIUM,ALLOYS WORKED | 977 907 | 2 880 088 | 471 383 | 1 346 653 | 259 668 | 726 485 |
| 685 LEAD | 288 007 | 885 005 | 84 427 | 234 213 | 46 572 | 126 396 |
| 1 LEAD,ALLOYS UNWROUGHT | 265 105 | 815 747 | 74 669 | 205 543 | 41 192 | 110 934 |
| 2 LEAD,ALLOYS WORKED | 22 902 | 69 258 | 9 758 | 28 670 | 5 380 | 15 462 |
| 686 ZINC | 253 833 | 870 825 | 41 246 | 138 795 | 22 716 | 74 618 |
| 1 ZINC,ALLOYS UNWROUGHT | 217 510 | 730 005 | 32 505 | 106 368 | 17 894 | 57 167 |
| 3 ZINC,ALLOYS WKD,INC DUST | 36 323 | 140 820 | 8 741 | 32 427 | 4 822 | 17 451 |
| 687 TIN | 20 046 | 48 018 | 53 529 | 127 474 | 29 458 | 68 877 |
| 1 TIN,ALLOYS UNWROUGHT | 18 125 | 41 915 | 48 287 | 111 017 | 26 571 | 60 012 |
| 2 TIN,ALLOYS WORKED | 1 921 | 6 103 | 5 242 | 16 457 | 2 887 | 8 865 |
| 688 URANIUM,THORIUM,ALLOYS | 1 | 29 | 18 | 432 | 10 | 234 |
| 0 URANIUM,THORIUM,ALLOYS | | | | | | |
| 689 NON-FER BASE METALS NES | 14 269 | 45 218 | 53 884 | 142 844 | 29 635 | 77 029 |
| 1 TUNGST,MOLYB,TANTAL,MAGN | 7 641 | 23 068 | 27 235 | 59 644 | 14 975 | 32 222 |
| 9 BASE METALS NES,CERMETS | 6 628 | 22 150 | 26 649 | 83 200 | 14 660 | 44 807 |
| 691 STRUCTURES AND PARTS NES | 1 207 382 | 3 499 607 | 466 200 | 1 303 916 | 256 671 | 703 114 |
| 1 STRUCTURES,PARTS IRN,STL | 1 139 571 | 3 309 248 | 396 675 | 1 109 092 | 218 401 | 597 997 |
| 2 STRUCTURES,PARTS ALUMNM | 67 811 | 190 359 | 69 525 | 194 824 | 38 270 | 105 117 |
| 692 METAL TANKS,BOXES,ETC | 332 242 | 955 613 | 142 869 | 420 886 | 78 658 | 226 900 |
| 1 MTL STORAGE,MF TANKS,ETC | 75 748 | 235 851 | 33 391 | 110 536 | 18 413 | 59 600 |
| 4 MTL TRANSPORT BOXES ETC | 256 494 | 719 762 | 109 478 | 310 350 | 60 245 | 167 300 |
| 693 WIRE PRODUCTS NON ELECTR | 469 048 | 1 459 162 | 127 482 | 388 733 | 70 184 | 209 523 |
| 1 WIRE ROPES ETC | 219 712 | 708 311 | 71 235 | 221 457 | 39 203 | 119 342 |
| 2 IRON,STEEL FENCING WIRE | 2 116 | 11 429 | 357 | 2 033 | 197 | 1 088 |
| 5 METAL FENCING,GAUZE,ETC | 247 220 | 739 422 | 55 890 | 165 243 | 30 784 | 89 093 |
| 694 STL,COPPR NAILS,NUTS,ETC | 365 596 | 1 144 148 | 208 603 | 639 160 | 114 892 | 344 549 |
| 0 STL,COPPR NAILS,NUTS,ETC | | | | | | |
| 695 TOOLS | 213 303 | 690 368 | 495 019 | 1 551 264 | 272 611 | 836 011 |
| 1 HAND TOOLS,AGRIC FOREST | 11 804 | 45 281 | 10 028 | 40 311 | 5 532 | 21 704 |
| 3 OTHER HAND TOOLS | 141 872 | 432 975 | 248 734 | 768 529 | 137 012 | 414 229 |
| 4 BLADES,TIPS,ETC FR TOOLS | 59 627 | 212 112 | 236 257 | 742 424 | 130 067 | 400 078 |
| 696 CUTLERY | 26 721 | 82 923 | 116 506 | 349 578 | 64 168 | 188 468 |
| 0 CUTLERY | | | | | | |
| 697 BASE MTL HOUSEHOLD EQUIP | 210 305 | 641 994 | 204 312 | 616 670 | 112 579 | 332 505 |
| 3 DMSTC HEATG,COOKG APPARA | 66 736 | 205 382 | 69 768 | 209 837 | 38 444 | 113 155 |
| 4 BASE MTL DMSTC ARTIC NES | 68 271 | 213 387 | 79 075 | 248 916 | 43 898 | 134 155 |
| 5 BASE MTL INDR SANIT WARE | 66 544 | 198 812 | 37 993 | 110 970 | 20 938 | 59 868 |
| 8 BASE MTL HOUSE EQUIP NES | 8 754 | 24 413 | 16 876 | 46 947 | 9 299 | 25 327 |
| 699 OTHER METAL MANUFACTURES | 1 012 990 | 3 117 676 | 846 214 | 2 497 832 | 466 043 | 1 346 761 |
| 1 LOCKSMITHS WARES,ETC | 186 939 | 592 198 | 240 993 | 745 237 | 132 774 | 401 721 |
| 2 IRON,STL CHAIN AND PARTS | 98 615 | 315 133 | 60 446 | 189 415 | 33 300 | 102 080 |
| 3 PINS,HOOKE,EYES,ETC | 20 928 | 63 279 | 37 790 | 114 747 | 20 818 | 61 857 |
| 4 SPRINGS AND LEAVES | 114 685 | 381 334 | 68 047 | 213 009 | 37 473 | 114 759 |

4 IMPORTS AND EXPORTS (SPECIAL TRADE) BY GROUPS AND SUBGROUPS OF THE SITC 1979
4.2 EXPORTS

| GROUP / SUBGROUP | DT = 100 KG | | 1 000 DM | | 1 000 \$ | |
|---------------------------------|-------------|-----------|-----------|-----------|-----------|-----------|
| | JULY/SEPT | JAN/SEPT | JULY/SEPT | JAN/SEPT | JULY/SEPT | JAN/SEPT |
| 6 BASE MTL MISC ARTICLES | 92 191 | 289 410 | 83 028 | 234 749 | 45 683 | 126 600 |
| 7 IRN, STL ARTICLES NES | 347 255 | 1 017 957 | 183 877 | 529 719 | 101 253 | 285 626 |
| 8 MFRS NES OF CPR, NIKL, ETC | 142 028 | 434 643 | 129 276 | 375 886 | 71 201 | 202 712 |
| 9 BASE MTLs WRT & MFRS NES | 10 349 | 23 722 | 42 757 | 95 070 | 23 541 | 51 406 |
| 711 STEAM BOILERS & AUX PLNT | 164 438 | 529 141 | 256 064 | 722 006 | 141 042 | 389 327 |
| 1 STEAM BOILERS ETC | 136 483 | 439 077 | 209 242 | 603 277 | 115 266 | 325 165 |
| 2 AUXILIARY BOILER PLANT | 12 582 | 40 553 | 24 834 | 59 854 | 13 680 | 32 407 |
| 9 PTS NES OF APP OF 711 | 15 373 | 49 511 | 21 988 | 58 875 | 12 096 | 31 755 |
| 712 STEAM ENGINES, TURBINES | 35 591 | 130 019 | 129 151 | 406 187 | 70 941 | 218 129 |
| 6 STM POWER UNITS & ENGINES | 22 187 | 56 471 | 80 058 | 202 461 | 43 939 | 109 214 |
| 9 ST POWER UNITS PARTS NES | 13 404 | 73 548 | 49 093 | 203 726 | 27 002 | 108 915 |
| 713 INTRNL COMBUS PISTN ENGN | 814 309 | 2 769 964 | 1 147 088 | 3 674 168 | 631 907 | 1 979 740 |
| 1 PISTN AIRCRFT ENGN & PTS | 52 | 184 | 679 | 1 621 | 373 | 876 |
| 2 PISTN ENGN FR MTR VEHCLS | 377 023 | 1 365 826 | 418 637 | 1 439 473 | 230 876 | 775 324 |
| 3 PISTON ENGINES, MARINE | 18 095 | 64 001 | 72 352 | 259 174 | 39 879 | 139 463 |
| 8 PISTON ENGINES NES | 92 172 | 315 780 | 159 358 | 558 884 | 87 692 | 300 911 |
| 9 PISTON ENGINE PTS NES | 326 967 | 1 024 173 | 496 062 | 1 415 016 | 273 087 | 763 166 |
| 714 ENGINES & MOTORS NES | 16 065 | 45 303 | 254 104 | 654 589 | 139 738 | 353 012 |
| 4 REACTION ENGINES | 1 153 | 2 525 | 70 487 | 160 695 | 38 845 | 86 630 |
| 8 GAS TURBINES NES | 5 489 | 22 599 | 43 707 | 133 955 | 24 017 | 72 125 |
| 9 ENGINE & MOTOR PTS NES | 9 423 | 20 179 | 139 910 | 359 939 | 76 876 | 194 257 |
| 716 ROTATING ELECTRIC PLANT | 256 315 | 782 537 | 469 337 | 1 423 715 | 258 461 | 767 458 |
| 1 DC MOTORS & GENERATORS | 23 638 | 71 178 | 65 619 | 194 071 | 36 126 | 104 671 |
| 2 AC MTRS & GENS, GEN SETS | 186 772 | 553 718 | 317 653 | 951 488 | 174 956 | 513 119 |
| 3 ROTARY CONVERTERS | 6 646 | 20 101 | 14 392 | 45 230 | 7 913 | 24 339 |
| 9 PTS NES OF ROT ELEC PLNT | 39 259 | 137 540 | 71 673 | 232 926 | 39 466 | 125 329 |
| 718 OTH POWER GENERATG MACHY | 22 684 | 65 325 | 109 829 | 317 374 | 60 629 | 171 120 |
| 7 NUCLEAR REACTORS, PTS NE | 2 743 | 7 688 | 62 987 | 181 525 | 34 825 | 97 902 |
| 8 WIND, WATER, ETC ENGINES | 19 941 | 57 637 | 46 842 | 135 849 | 25 804 | 73 218 |
| 721 AGRIC MACHY, EXC TRACTORS | 375 809 | 1 486 128 | 325 303 | 1 241 833 | 179 080 | 667 844 |
| 1 CULTIVATING MACHINERY | 65 377 | 228 504 | 42 311 | 156 358 | 23 311 | 84 185 |
| 2 HARVESTING ETC MACHINES | 241 165 | 1 003 439 | 221 716 | 863 920 | 121 998 | 464 318 |
| 3 DAIRY MACHINERY NES | 7 893 | 24 125 | 20 283 | 63 506 | 11 167 | 34 216 |
| 9 AGRICULTURE MACHINES NES | 61 374 | 230 060 | 40 993 | 158 049 | 22 604 | 85 125 |
| 722 TRACTORS NON-ROAD | 380 506 | 1 429 410 | 288 933 | 1 056 028 | 159 002 | 567 435 |
| 3 TRACK-LAYING TRACTORS | 178 | 402 | 20 | 92 | 11 | 49 |
| 4 WHEELED TRACTORS NES | 380 328 | 1 429 008 | 288 913 | 1 055 936 | 158 991 | 567 386 |
| 723 CIVIL ENGINEERG EQUIP ETC | 825 123 | 2 325 661 | 692 361 | 1 972 734 | 381 229 | 1 063 633 |
| 3 MECHANICAL ROAD ROLLERS | 49 502 | 160 416 | 59 435 | 185 564 | 32 750 | 99 901 |
| 4 CONST, MINING MACHNRY NES | 491 958 | 1 340 449 | 439 416 | 1 201 891 | 241 934 | 648 362 |
| 9 CONSTR ETC MACHY PTS NES | 283 663 | 824 796 | 193 510 | 585 279 | 106 545 | 315 370 |
| 724 TEXTILE, LEATHER MACHNRY | 410 444 | 1 225 736 | 1 088 023 | 3 239 752 | 598 905 | 1 746 167 |
| 3 SEWING MACHS, NEEDLES ETC | 29 667 | 96 670 | 156 651 | 506 133 | 86 351 | 272 758 |
| 4 SPINNING, EXTRDNG, ETC MCH | 145 990 | 410 495 | 361 204 | 955 286 | 198 748 | 515 487 |
| 5 WEAVING, FELT MFG, ETC MCH | 71 627 | 229 863 | 146 312 | 485 646 | 80 519 | 261 609 |
| 6 AUXIL TXTL MCH & PTS NES | 24 452 | 74 869 | 104 508 | 325 930 | 57 540 | 175 648 |
| 7 TEXTILE MACHINERY NES | 124 846 | 375 264 | 280 754 | 854 428 | 154 491 | 460 053 |
| 8 SKIN, LEATHER WORKNG MACH | 13 862 | 38 575 | 38 594 | 112 329 | 21 256 | 60 612 |
| 725 PAPER ETC MILL MACHINERY | 126 728 | 365 526 | 266 857 | 798 497 | 146 938 | 430 619 |
| 1 PAPER & PULP MAKING MCHY | 33 838 | 86 277 | 52 372 | 155 282 | 28 898 | 83 811 |
| 2 PAPER ETC PRODCOT MF MACH | 57 781 | 178 566 | 137 745 | 411 814 | 75 803 | 222 091 |
| 9 PTS NES OF MACHS OF 725 | 33 662 | 97 986 | 73 711 | 223 335 | 40 580 | 120 375 |
| 726 PRINTG, BK BINDG MACHY, PTS | 179 632 | 553 538 | 527 495 | 1 580 966 | 290 441 | 852 200 |
| 3 TYPESET MCH ETC, TYPE ETC | 11 932 | 36 845 | 42 382 | 124 220 | 23 345 | 66 992 |
| 4 PRINTING PRESSES | 120 353 | 377 063 | 333 876 | 1 011 188 | 183 852 | 544 972 |
| 7 OTH PRINTG & ANCILL MACH | 10 996 | 39 740 | 32 589 | 105 816 | 17 934 | 56 979 |
| 8 BOOKBINDING MACHY & PTS | 18 974 | 55 960 | 63 302 | 182 517 | 34 841 | 98 440 |
| 9 PTS NES OF MCH OF 726/3/7 | 17 377 | 43 930 | 55 346 | 157 225 | 30 469 | 84 817 |
| 727 FOOD MACHRY NON-DOMESTIC | 66 831 | 220 500 | 185 179 | 583 460 | 101 918 | 314 621 |
| 1 GRAIN WORKING MCHY & PTS | 9 982 | 27 858 | 17 899 | 47 844 | 9 837 | 25 858 |
| 2 OTH FOOD PROC MCHY & PTS | 50 432 | 167 759 | 155 756 | 485 532 | 85 759 | 261 778 |

4 IMPORTS AND EXPORTS (SPECIAL TRADE) BY GROUPS AND SUBGROUPS OF THE SITC 1979
4.2 EXPORTS

| GROUP / SUBGROUP | DT = 100 KG | | 1 000 DM | | 1 000 \$ | |
|--------------------------------|-------------|-----------|-----------|-----------|-----------|-----------|
| | JULY/SEPT | JAN/SEPT | JULY/SEPT | JAN/SEPT | JULY/SEPT | JAN/SEPT |
| 728 OTH MACHY FOR SPCL INDUS | 1 174 859 | 3 290 366 | 1 966 103 | 5 709 229 | 1 081 849 | 3 077 681 |
| 1 MACH-TOOLS FR SPCL INDUS | 112 425 | 350 819 | 215 374 | 636 690 | 118 586 | 343 446 |
| 3 OTHR MINERAL WORKG MACHY | 235 876 | 732 067 | 272 216 | 834 170 | 149 779 | 449 462 |
| 4 MACHY FOR SPCL INDUS NES | 608 681 | 1 648 792 | 1 058 529 | 3 082 280 | 582 510 | 1 661 207 |
| 736 MACHINE TOOLS FOR METAL | 511 525 | 1 560 903 | 1 221 914 | 3 691 580 | 672 637 | 1 989 892 |
| 1 METAL CUTTING MACH-TOOLS | 228 066 | 710 653 | 594 760 | 1 792 472 | 327 304 | 966 379 |
| 2 METAL FORMING MACH-TOOLS | 163 618 | 487 727 | 248 346 | 716 391 | 136 850 | 386 473 |
| 7 OTH METALWRKG MACH-TOOLS | 50 181 | 161 963 | 158 936 | 530 533 | 87 447 | 285 452 |
| 8 WORK & TOOL HOLDERS ETC | 19 605 | 60 628 | 58 516 | 179 246 | 32 208 | 96 595 |
| 9 PTS NES OF TOOLS OF 736 | 50 055 | 139 932 | 161 356 | 472 938 | 88 828 | 254 993 |
| 737 METALWORKING MACHNRY NES | 532 218 | 1 733 403 | 324 513 | 1 159 415 | 178 557 | 623 986 |
| 1 FOUNDRY EQUIPT & PTS NES | 331 660 | 994 230 | 64 024 | 208 706 | 35 184 | 112 482 |
| 2 ROLLING MILLS AND ROLLS | 142 983 | 523 603 | 97 594 | 358 939 | 53 675 | 192 928 |
| 3 WELDING, BRAZING, ETC MCHS | 31 078 | 109 079 | 115 282 | 383 687 | 63 458 | 206 411 |
| 741 HEATING, COOLING EQUIPMNT | 409 949 | 1 247 981 | 684 391 | 2 023 251 | 376 729 | 1 090 996 |
| 1 GAS GENERATORS | 729 | 2 382 | 2 557 | 6 686 | 1 413 | 3 623 |
| 2 BURNERS, MECH STOKERS, ETC | 16 831 | 49 798 | 47 489 | 142 004 | 26 151 | 76 557 |
| 3 INDUS FURNACES ETC & PTS | 100 714 | 309 538 | 159 562 | 463 234 | 87 823 | 249 815 |
| 4 NONDOM REFRIG EQUI & PTS | 72 524 | 221 056 | 85 949 | 257 427 | 47 303 | 138 746 |
| 5 AIR-CONDITIONING MACHNRY | 26 600 | 86 129 | 44 470 | 140 304 | 24 466 | 75 619 |
| 6 HEATING, COOLING EQU NES | 192 551 | 579 078 | 344 364 | 1 013 596 | 189 573 | 546 636 |
| 742 PUMPS FOR LIQUIDS ETC | 171 709 | 514 168 | 498 849 | 1 490 848 | 274 572 | 803 567 |
| 1 RECIPROCATING PUMPS NES | 43 434 | 146 742 | 164 508 | 521 145 | 90 549 | 280 762 |
| 2 CENTRIFUGAL PUMPS NES | 72 167 | 195 278 | 143 237 | 395 829 | 78 850 | 213 551 |
| 3 ROTARY PUMPS NES | 16 444 | 50 321 | 46 179 | 140 111 | 25 417 | 75 512 |
| 8 OTHER PUMPS FOR LIQUIDS | 5 963 | 19 716 | 19 269 | 59 785 | 10 604 | 32 194 |
| 9 PTS NES OF PUMPS OF 742 | 33 701 | 102 111 | 125 656 | 373 978 | 69 152 | 201 548 |
| 743 PUMPS NES, CENTRIFUGES ETC | 370 704 | 1 104 214 | 661 350 | 1 983 341 | 364 256 | 1 069 290 |
| 1 PUMPS FOR GASES ETC | 123 036 | 402 756 | 196 370 | 638 710 | 108 217 | 344 192 |
| 2 PUMP & COMPRESSR PTS NES | 36 926 | 73 639 | 73 707 | 205 777 | 40 591 | 111 060 |
| 3 FREE-PSTN GEN FR GAS TUR | 2 | 4 | 10 | 21 | 5 | 11 |
| 4 FANS, BLOWERS, ETC & PTS | 41 029 | 116 439 | 87 892 | 251 144 | 48 437 | 135 511 |
| 5 CENTRIFUGES | 21 070 | 65 460 | 62 886 | 204 702 | 34 626 | 110 179 |
| 6 GAS & LIQUID FILTERS ETC | 112 931 | 343 296 | 169 719 | 477 905 | 93 405 | 257 741 |
| 9 PTS NES OF APP OF 7435,6 | 35 710 | 102 620 | 70 766 | 205 082 | 38 975 | 110 596 |
| 744 MECHANICAL HANDLING EQU | 775 739 | 2 327 159 | 853 720 | 2 534 124 | 469 842 | 1 365 895 |
| 1 FORK LIFT TRKS, ETC & PTS | 164 512 | 495 395 | 171 703 | 519 775 | 94 521 | 280 052 |
| 2 LIFTING, LOADING MACH NES | 483 562 | 1 415 243 | 525 745 | 1 542 547 | 289 275 | 831 570 |
| 9 PTS NES OF MACHY OF 7442 | 127 665 | 416 521 | 156 272 | 471 802 | 86 046 | 254 273 |
| 745 NONELEC MACHY, TOOLS NES | 247 867 | 777 252 | 757 874 | 2 312 045 | 417 198 | 1 246 418 |
| 1 POWER TOOLS NONELEC, PTS | 21 511 | 62 889 | 105 361 | 316 959 | 58 009 | 170 907 |
| 2 OTH NONELEC MCHS, PTS NES | 226 356 | 714 363 | 652 513 | 1 995 086 | 359 189 | 1 075 511 |
| 749 NONELEC MACH PTS, ACC NES | 910 455 | 2 713 700 | 1 597 848 | 4 613 004 | 879 773 | 2 487 347 |
| 1 BALL, ROLLER, ETC BEARINGS | 182 713 | 522 528 | 351 425 | 987 869 | 193 484 | 532 813 |
| 2 COCKS, VALVES ETC NES | 230 794 | 656 962 | 528 042 | 1 509 542 | 290 777 | 814 016 |
| 3 SHAFT, CRANK, PULLEY ETC | 337 996 | 1 026 021 | 484 427 | 1 421 581 | 266 697 | 766 418 |
| 9 OTH NONELEC MCHY PTS NES | 158 952 | 508 189 | 233 954 | 694 012 | 128 815 | 374 100 |
| 751 OFFICE MACHINES | 71 785 | 228 107 | 349 005 | 1 073 170 | 192 286 | 578 551 |
| 1 TYPEWRITERS, CHEQUE-WRTS | 33 162 | 106 369 | 142 725 | 450 718 | 78 667 | 242 904 |
| 2 CALCULATNG, ACCTG, ETC MCH | 4 554 | 15 409 | 52 299 | 179 060 | 28 822 | 96 493 |
| 8 OFFICE MACHINES NES | 34 069 | 106 329 | 153 981 | 443 392 | 84 797 | 239 154 |
| 752 AUTOMTIC DATA PROC EQUIP | 31 022 | 94 270 | 483 591 | 1 367 537 | 266 382 | 737 947 |
| 1 ANALOG, HYBRID COMPUTERS | 13 | 59 | 324 | 4 495 | 179 | 2 422 |
| 2 DIGITAL COMPUTERS | 6 050 | 17 153 | 110 131 | 298 461 | 60 767 | 161 159 |
| 3 DIGITL CENTRL PROCESSORS | 3 288 | 9 103 | 124 347 | 325 244 | 68 427 | 175 590 |
| 4 DIGITL CENTRL STOR UNITS | 134 | 412 | 5 759 | 18 442 | 3 173 | 9 945 |
| 5 ADP PERIPHERAL UNITS | 21 086 | 65 778 | 236 483 | 700 118 | 130 226 | 377 627 |
| 8 OFF-LINE DATA PROC EQUIP | 451 | 1 765 | 6 547 | 20 777 | 3 610 | 11 204 |
| 759 OFFICE & ADP MCH PTS, ACC | 33 951 | 86 016 | 414 684 | 1 161 316 | 228 257 | 626 539 |
| 1 OFFICE MACHINE PARTS NES | 18 297 | 53 352 | 69 209 | 195 809 | 38 106 | 105 567 |
| 9 ACCTG, ETC, ADD MCH PTS, AC | 15 654 | 32 664 | 345 475 | 965 507 | 190 151 | 520 972 |
| 761 TELEVISION RECEIVERS | 126 255 | 399 077 | 378 445 | 1 219 710 | 208 718 | 657 308 |
| 1 COLOUR TV RECEIVERS | 114 508 | 356 806 | 355 041 | 1 135 503 | 195 817 | 611 925 |
| 2 MONOCHROME TV RECEIVERS | 11 747 | 42 271 | 23 404 | 84 207 | 12 901 | 45 383 |

4 IMPORTS AND EXPORTS (SPECIAL TRADE) BY GROUPS AND SUBGROUPS OF THE SITC 1979
4.2 EXPORTS

| GROUP / SUBGROUP | DT = 100 KG | | 1 000 DM | | 1 000 \$ | |
|------------------------------|-------------|------------|-----------|------------|-----------|------------|
| | JULY/SEPT | JAN/SEPT | JULY/SEPT | JAN/SEPT | JULY/SEPT | JAN/SEPT |
| 762 RADIO BROADCAST RECEIVRS | 21 844 | 71 247 | 112 217 | 386 671 | 61 877 | 208 384 |
| 1 MTR VEH RADIO RECEIVERS | 4 053 | 14 588 | 46 315 | 165 151 | 25 540 | 88 927 |
| 2 PORTABLE RADIO RECEIVERS | 5 383 | 17 061 | 24 379 | 83 529 | 13 419 | 44 991 |
| 8 OTHER RADIO RECEIVERS | 12 408 | 39 598 | 41 523 | 137 991 | 22 918 | 74 466 |
| 763 SOUND RECORDRS,PHONOGRPH | 16 708 | 51 640 | 99 502 | 297 478 | 54 814 | 160 422 |
| 1 ELECTRIC GRAMOPHONES ETC | 9 607 | 28 798 | 27 666 | 83 535 | 15 277 | 45 062 |
| 8 OTHR SOUND APPARATUS ETC | 7 101 | 22 842 | 71 836 | 213 943 | 39 537 | 115 360 |
| 764 TELECOM EQPT,PTS,ACC NES | 134 170 | 412 268 | 917 145 | 2 598 519 | 505 053 | 1 401 491 |
| 1 LINE TELEPHONE,ETC EQUIP | 22 434 | 56 053 | 297 915 | 720 056 | 163 914 | 388 968 |
| 2 MICROPH,LOUDSPKR,AMPLIFR | 17 367 | 54 352 | 42 956 | 139 767 | 23 679 | 75 348 |
| 3 TV,RADIO TRANSMITTRS ETC | 2 972 | 7 005 | 84 230 | 221 999 | 46 424 | 119 793 |
| 8 TELECOMM EQUIPMENT NES | 1 138 | 4 039 | 66 165 | 184 044 | 36 405 | 99 252 |
| 9 PTS NES OF EQUIPMT OF 76 | 90 259 | 290 819 | 425 879 | 1 332 653 | 234 631 | 718 130 |
| 771 ELECTRIC POWER MACHY NES | 161 328 | 552 347 | 273 789 | 911 969 | 150 706 | 491 014 |
| 1 TRANSFORMERS,ELECTRICAL | 93 791 | 347 214 | 114 912 | 396 406 | 63 249 | 213 335 |
| 2 OTH ELEC POWER MACHY NES | 67 537 | 205 133 | 158 877 | 515 563 | 87 457 | 277 679 |
| 772 SWITCHGEAR ETC & PTS NES | 256 114 | 786 270 | 1 132 727 | 3 534 849 | 623 440 | 1 904 785 |
| 1 SWITCHGEAR ETC | 245 172 | 757 303 | 996 787 | 3 062 952 | 548 554 | 1 650 688 |
| 2 PRINTED CIRCUITS,PTS NES | 1 723 | 6 036 | 76 765 | 301 936 | 42 309 | 162 415 |
| 3 FIXED,VARIABLE RESISTORS | 9 219 | 22 931 | 59 175 | 169 961 | 32 577 | 91 682 |
| 773 ELECTR DISTRIBUTING MACH | 408 927 | 1 352 707 | 298 346 | 938 677 | 164 349 | 505 932 |
| 1 INSULATED WIRE,CABLE | 385 571 | 1 278 015 | 264 082 | 837 731 | 145 472 | 451 514 |
| 2 ELECTRC INSULATING EQUIP | 23 356 | 74 692 | 34 264 | 100 946 | 18 877 | 54 418 |
| 774 ELECTRO-MEDCL,XRAY EQUIP | 24 921 | 68 536 | 291 716 | 788 007 | 160 662 | 425 537 |
| 1 ELECTRO-MEDICAL EQUIPMNT | 4 023 | 11 808 | 69 165 | 190 287 | 38 104 | 102 736 |
| 2 X-RAY APPARATUS | 20 898 | 56 728 | 222 551 | 597 720 | 122 558 | 322 801 |
| 775 HOUSEHOLD TYPE EQUIP NES | 608 797 | 1 828 338 | 667 566 | 1 976 077 | 367 944 | 1 065 711 |
| 1 HOUSEHOLD LDY EQUIP NES | 149 489 | 480 266 | 119 475 | 380 115 | 65 882 | 204 864 |
| 2 DOM REFRIGERATRS,FREEZRS | 125 245 | 355 187 | 93 266 | 273 101 | 51 379 | 147 257 |
| 3 DOMSTC DISHWASHING MACHS | 77 715 | 235 029 | 76 183 | 232 803 | 41 988 | 125 547 |
| 4 ELECTRIC SHAVERS,CLIPPRS | 4 771 | 11 835 | 41 433 | 100 497 | 22 859 | 54 361 |
| 7 DOMESTIC ELECTRC EQU NES | 67 666 | 201 002 | 109 958 | 324 987 | 60 583 | 175 194 |
| 8 ELECTRO-THERMIC APPL NES | 183 872 | 544 858 | 227 194 | 664 338 | 125 222 | 358 362 |
| 776 TRANSISTORS,VALVES,ETC | 92 538 | 368 221 | 447 367 | 1 371 629 | 246 462 | 739 569 |
| 1 TV PICTURE TUBES | 42 752 | 172 808 | 54 102 | 221 926 | 29 827 | 119 359 |
| 2 OTH ELECTRONIC TUBES ETC | 487 | 1 746 | 34 120 | 98 873 | 18 783 | 53 328 |
| 3 DIODES,TRANSISTORS,ETC | 2 687 | 8 363 | 136 324 | 422 269 | 75 054 | 227 645 |
| 4 ELECTRONIC MICROCIRCUITS | 1 261 | 4 465 | 165 614 | 417 620 | 91 257 | 225 674 |
| 8 ELCTRNC COMP PTS,CRYSTLS | 45 351 | 180 839 | 57 207 | 210 941 | 31 541 | 113 563 |
| 778 ELECTRICAL MACHINERY NES | 869 019 | 2 661 124 | 1 272 507 | 4 012 164 | 700 746 | 2 162 452 |
| 1 BATTERIES,ACCUMULATORS | 177 129 | 546 766 | 113 681 | 339 481 | 62 592 | 183 057 |
| 2 ELECTRIC LAMPS,BULBS | 47 325 | 146 538 | 122 169 | 382 015 | 67 299 | 205 887 |
| 3 AUTOMOTIVE ELECTR EQUIP | 150 704 | 445 882 | 284 930 | 826 970 | 156 833 | 445 932 |
| 4 ELECTRO-MECH HAND TOOLS | 38 813 | 121 400 | 142 789 | 459 455 | 78 654 | 236 857 |
| 8 OTH ELEC MACHY,EQUIP NES | 455 048 | 1 400 538 | 608 938 | 2 024 243 | 335 368 | 1 090 719 |
| 781 PASS MOTOR VEH EXC BUSES | 4 804 006 | 16 232 005 | 5 691 892 | 19 054 196 | 3 135 931 | 10 260 854 |
| 0 PASS MOTOR VEH EXC BUSES | | | | | | |
| 782 LORRIES,SPCL MTR VEH NES | 1 433 669 | 4 491 899 | 1 332 337 | 4 146 849 | 733 508 | 2 235 236 |
| 1 LORRIES,TRUCKS | 1 260 387 | 4 014 583 | 1 090 408 | 3 524 644 | 600 449 | 1 899 579 |
| 2 SPECIAL MOTOR VEHCLS NES | 173 282 | 477 316 | 241 929 | 622 205 | 133 059 | 335 657 |
| 783 ROAD MOTOR VEHICLES NES | 301 945 | 896 641 | 389 734 | 1 171 711 | 214 433 | 631 036 |
| 1 BUSES | 124 322 | 384 242 | 187 199 | 592 680 | 102 967 | 319 106 |
| 2 TRACTORS FOR TR-TRAILERS | 177 623 | 512 399 | 202 535 | 579 031 | 111 466 | 311 930 |
| 784 MOTOR VEHCL PTS,ACC NES | 2 626 009 | 8 520 722 | 2 633 182 | 8 292 252 | 1 450 015 | 4 467 225 |
| 1 MOTOR VEHICLE CHASSIS | 69 827 | 195 573 | 93 168 | 262 424 | 51 256 | 141 455 |
| 2 MOTOR VEHICLE BODIES | 26 380 | 93 441 | 18 860 | 66 135 | 10 380 | 35 574 |
| 9 OTHER MOTOR VEHCL PARTS | 2 529 802 | 8 231 708 | 2 521 154 | 7 963 693 | 1 388 379 | 4 290 196 |
| 785 MOTOR & OTHER CYCLES ETC | 90 472 | 302 967 | 106 982 | 370 988 | 58 918 | 199 688 |
| 1 MOTORCYCLES ETC | 15 871 | 59 705 | 36 442 | 141 910 | 20 055 | 76 283 |
| 2 BICYCLES,ETC NON-MOTOR | 24 346 | 87 397 | 20 789 | 73 318 | 11 456 | 39 449 |
| 3 INVAL CARR,CYCLE ETC PTS | 50 255 | 155 865 | 49 751 | 155 760 | 27 407 | 83 956 |

4 IMPORTS AND EXPORTS (SPECIAL TRADE) BY GROUPS AND SUBGROUPS OF THE SITC 1979
4.2 EXPORTS

| GROUP / SUBGROUP | DT = 100 KG | | 1 000 DM | | 1 000 \$ | |
|-------------------------------|-------------|-----------|-----------|-----------|-----------|-----------|
| | JULY/SEPT | JAN/SEPT | JULY/SEPT | JAN/SEPT | JULY/SEPT | JAN/SEPT |
| 786 VEH NES NONMOTR,TRAILERS | 452 203 | 1 629 327 | 267 448 | 969 948 | 147 263 | 521 409 |
| 1 TRAILERS,TRANSP CONTAINR | 208 403 | 847 908 | 135 820 | 531 969 | 74 758 | 285 524 |
| 8 OTH NONMOTR VEHICLES ETC | 243 800 | 781 419 | 131 628 | 437 979 | 72 505 | 235 885 |
| 791 RAILWAY VEHICLES | 175 889 | 519 121 | 176 006 | 506 340 | 96 861 | 273 052 |
| 1 ELEC LOCOS NON-SELF-GEN | | 1 278 | | 2 631 | | 1 415 |
| 2 OTH RAIL LOCOMOTIVES ETC | 28 931 | 77 191 | 41 957 | 128 105 | 23 063 | 68 935 |
| 3 MECHAN-PROPELLED RY CARS | 18 165 | 46 251 | 38 054 | 96 604 | 20 987 | 52 243 |
| 4 PASSENGER CARS NOT POWRD | | 4 908 | | 517 | | 278 |
| 5 FRT,MAINT CARS NOT POWRD | 23 062 | 87 750 | 12 555 | 36 815 | 6 899 | 19 846 |
| 9 RY TRACK FIXT,ETC,PTS | 105 731 | 301 743 | 83 440 | 241 668 | 45 912 | 130 335 |
| 792 AIRCRAFT | 10 851 | 49 893 | 506 602 | 2 179 730 | 279 101 | 1 171 000 |
| 1 HELICOPTERS | 189 | 503 | 16 061 | 49 137 | 8 814 | 26 351 |
| 2 LIGHT AIRCRAFT NES | 105 | 391 | 1 047 | 3 421 | 575 | 1 832 |
| 3 MEDIUM AIRCRAFT NES | 498 | 1 514 | 16 724 | 77 998 | 9 201 | 42 023 |
| 4 HEAVY AIRCRAFT NES | 3 852 | 25 751 | 173 718 | 1 074 297 | 95 692 | 575 796 |
| 8 AIRCRAFT NES,ASSOC EQUIP | 284 | 1 210 | 3 866 | 14 426 | 2 129 | 7 771 |
| 9 AIRCRAFT PARTS,NES | 5 923 | 20 524 | 295 186 | 960 451 | 162 690 | 517 227 |
| 793 SHIPS AND BOATS | 598 133 | 3 216 522 | 160 021 | 725 983 | 88 293 | 389 252 |
| 1 WARSHIPS | | | | | | |
| 2 SHIPS AND BOATS NON-WAP | 572 255 | 3 065 035 | 151 754 | 669 510 | 83 739 | 358 734 |
| 3 VESSELS FOR BREAKING UP | 5 663 | 34 633 | 40 | 221 | 22 | 119 |
| 8 SHIPS AND BOATS NES | 20 215 | 116 854 | 8 227 | 56 252 | 4 532 | 30 399 |
| 812 PLUMBNG,HEATNG,LGHTNG EQU | 346 992 | 1 033 755 | 250 379 | 727 221 | 137 938 | 392 308 |
| 1 CENTRAL HEATING EQUIPMNT | 203 304 | 593 442 | 88 348 | 252 512 | 48 685 | 136 271 |
| 2 CERAMIC PLUMBNG FIXTURES | 62 858 | 203 113 | 29 255 | 91 856 | 16 117 | 49 498 |
| 4 LIGHTING EQUIPMENT | 80 830 | 237 200 | 132 776 | 382 853 | 73 136 | 206 539 |
| 821 FURNITURE | 1 375 239 | 4 434 915 | 803 598 | 2 544 075 | 442 915 | 1 371 158 |
| 1 CHAIRS,SEATS AND PARTS | 187 382 | 649 864 | 183 995 | 617 393 | 101 421 | 332 560 |
| 2 MED FURN,STUFFD FURNSHGS | 38 547 | 126 825 | 64 569 | 195 610 | 35 583 | 105 596 |
| 9 FURNITURE & FURN PTS NES | 1 149 310 | 3 658 426 | 555 034 | 1 731 072 | 305 911 | 933 002 |
| 831 TRAVEL GOODS,HANDBAGS | 19 873 | 68 263 | 63 823 | 192 636 | 35 163 | 103 817 |
| 0 TRAVEL GOODS,HANDBAGS | | | | | | |
| 842 MENS OUTERWEAR NOT KNIT | 33 356 | 89 217 | 223 880 | 579 020 | 123 422 | 313 204 |
| 1 MENS OVERCOATS ETC | 3 123 | 4 973 | 27 779 | 44 017 | 15 326 | 24 027 |
| 2 MENS SUITS | 6 056 | 18 245 | 59 250 | 173 344 | 32 659 | 93 675 |
| 3 MENS TROUSERS,BREECHES | 15 067 | 43 065 | 78 800 | 218 044 | 43 428 | 117 787 |
| 4 MENS JACKETS,BLAZERS ETC | 3 855 | 10 243 | 33 342 | 87 285 | 18 383 | 47 225 |
| 9 OTHER MENS OUTERWEAR | 5 255 | 12 691 | 24 709 | 56 330 | 13 626 | 30 490 |
| 843 WOMENS OUTERWEAR NONKNIT | 54 507 | 132 007 | 527 171 | 1 289 140 | 290 408 | 698 131 |
| 1 WOMENS COATS & JACKETS | 22 939 | 43 255 | 211 563 | 405 594 | 116 552 | 220 565 |
| 2 WOMENS SUITS & COSTUMES | 3 051 | 7 800 | 37 132 | 99 293 | 20 449 | 53 812 |
| 3 WOMENS DRESSES | 5 390 | 20 568 | 74 201 | 282 188 | 40 888 | 151 961 |
| 4 WOMENS SKIRTS | 11 335 | 28 492 | 92 755 | 223 736 | 51 091 | 121 219 |
| 5 WOMENS BLOUSES | 3 345 | 8 665 | 50 861 | 124 652 | 28 008 | 67 471 |
| 9 OTHER WOMENS OUTERWEAR | 8 447 | 23 227 | 60 659 | 153 677 | 33 420 | 83 103 |
| 844 UNDERWEAR NOT KNIT | 6 575 | 20 669 | 36 986 | 116 302 | 20 395 | 62 729 |
| 1 MENS SHIRTS NOT KNITTED | 5 162 | 16 631 | 29 764 | 94 652 | 16 419 | 51 051 |
| 2 OTH MENS UNDERWEAR NONKN | 219 | 573 | 737 | 2 142 | 405 | 1 156 |
| 3 WOMENS UNDERWEAR NONKNIT | 1 194 | 3 465 | 6 485 | 19 508 | 3 571 | 10 522 |
| 845 OUTERWEAR KNIT NONELASTC | 31 959 | 80 118 | 320 259 | 790 255 | 176 368 | 427 731 |
| 1 JERSEYS,PULLOVERS KNITT | 13 625 | 32 877 | 118 458 | 270 058 | 65 236 | 146 367 |
| 2 WOMENS DRESSES KNITTED | 12 684 | 29 903 | 156 850 | 371 909 | 86 394 | 201 416 |
| 9 OTHER OUTERWEAR KNITTED | 5 650 | 17 338 | 44 951 | 148 288 | 24 738 | 79 948 |
| 846 UNDERWEAR KNITTED | 30 402 | 89 617 | 141 199 | 400 164 | 77 790 | 215 926 |
| 1 UNDERWEAR KNITTD OF WOOL | 916 | 1 376 | 8 271 | 12 996 | 4 569 | 7 083 |
| 2 UNDERWEAR KNITT OF COTTN | 11 486 | 31 944 | 53 950 | 151 269 | 29 702 | 81 616 |
| 3 UNDERWEAR KNITT SYN FIBR | 13 248 | 41 858 | 46 039 | 138 846 | 25 370 | 74 900 |
| 4 UNDERWEAR KNITT OTH FIBR | 110 | 518 | 650 | 2 601 | 358 | 1 397 |
| 5 CORSETS,GARTERS,ETC | 4 642 | 13 921 | 32 289 | 94 452 | 17 791 | 50 930 |
| 847 TXTL CLTHNG ACCESRYS NES | 9 934 | 26 618 | 61 741 | 151 271 | 34 010 | 81 768 |
| 1 TXTL CLTHG ACSRY NONKNIT | 5 810 | 13 776 | 41 472 | 91 986 | 22 844 | 49 784 |
| 2 CLTHNG ACCESRYS ETC KNIT | 4 124 | 12 842 | 20 269 | 59 285 | 11 166 | 31 984 |

4 IMPORTS AND EXPORTS (SPECIAL TRADE) BY GROUPS AND SUBGROUPS OF THE SITC 1979
4.2 EXPORTS

| GROUP / SUBGROUP | DT = 100 KG | | 1 000 DM | | 1 000 \$ | |
|----------------------------------|-------------|-----------|-----------|-----------|-----------|-----------|
| | JULY/SEPT | JAN/SEPT | JULY/SEPT | JAN/SEPT | JULY/SEPT | JAN/SEPT |
| 848 HEADGEAR, NONTXTL CLOTHNG | 13 913 | 38 796 | 121 262 | 269 521 | 66 801 | 145 810 |
| 1 LEATHER CLOTHES, ACCESSRYS | 3 326 | 10 020 | 32 849 | 80 001 | 18 095 | 43 292 |
| 2 PLASTIC, RUBBER CLOTHING | 4 858 | 14 949 | 9 917 | 29 926 | 5 460 | 16 125 |
| 3 FUR ETC CLOTHES, PROD | 2 835 | 5 435 | 64 594 | 124 736 | 35 585 | 67 554 |
| 4 HEADGEAR | 2 894 | 8 392 | 13 902 | 34 858 | 7 661 | 18 839 |
| 851 FOOTWEAR | 47 746 | 121 845 | 197 975 | 492 924 | 109 020 | 266 542 |
| 0 FOOTWEAR | | | | | | |
| 871 OPTICAL INSTRUMENTS | 4 221 | 11 987 | 140 930 | 373 645 | 77 655 | 201 758 |
| 0 OPTICAL INSTRUMENTS | | | | | | |
| 872 MEDICAL INSTRUMENTS NES | 23 675 | 73 274 | 225 318 | 681 279 | 124 116 | 367 382 |
| 0 MEDICAL INSTRUMENTS NES | | | | | | |
| 873 METERS & COUNTERS NES | 13 120 | 40 318 | 69 421 | 210 673 | 38 218 | 113 551 |
| 1 GAS SUPPLY METERS ETC | 10 401 | 30 641 | 37 451 | 103 685 | 20 605 | 55 933 |
| 2 COUNTING DEVICES NONELEC | 2 719 | 9 677 | 31 970 | 106 988 | 17 613 | 57 618 |
| 874 MEASURING, CONTROLLING INSTR | 99 117 | 291 047 | 967 437 | 2 818 223 | 532 496 | 1 519 524 |
| 1 SURVEYING INSTRUMENTS | 2 047 | 6 821 | 34 075 | 107 094 | 18 745 | 57 688 |
| 2 MEASUR, DRAW ETC INST, PTS | 21 853 | 63 402 | 91 303 | 265 857 | 50 241 | 143 328 |
| 3 GAS, LIQUID CONTROL INSTR | 20 467 | 59 656 | 134 607 | 389 094 | 74 100 | 209 845 |
| 4 INSTR NON-MECH, NON-ELECT | 1 964 | 5 783 | 22 649 | 66 855 | 12 475 | 36 061 |
| 5 MEAS, CONTRL, SCI INST NES | 10 860 | 32 222 | 79 570 | 225 864 | 43 805 | 121 784 |
| 8 ELEC MEAS, CONTRL EQU NES | 28 395 | 82 571 | 468 662 | 1 337 793 | 257 945 | 721 467 |
| 9 INSTR PARTS, ACCESSORIES | 13 531 | 40 592 | 136 571 | 425 666 | 75 185 | 229 351 |
| 881 PHOTO APPAR & EQUIPT NES | 42 971 | 123 237 | 287 485 | 863 024 | 158 224 | 465 016 |
| 1 CAMERAS STILL, FLASH APP | 12 022 | 35 398 | 145 973 | 421 846 | 80 355 | 227 378 |
| 2 CINEMA CAMERAS, PROJ, ETC | 3 757 | 11 117 | 38 056 | 116 171 | 20 935 | 62 548 |
| 3 OTH PHOTO, CINE EQUIP NES | 27 192 | 76 722 | 103 456 | 325 007 | 56 934 | 175 090 |
| 882 PHOTO, CINEMA SUPPLIES | 153 167 | 457 834 | 277 561 | 853 903 | 152 778 | 460 031 |
| 1 CHEM PHOTO GOODS, RETAIL | 60 492 | 176 701 | 39 821 | 119 428 | 21 917 | 64 350 |
| 2 PHOTO FILM EXC DEV CINMA | 92 675 | 281 133 | 237 740 | 734 475 | 130 861 | 395 681 |
| 883 DEVELOPED CINEMA FILM | 404 | 1 274 | 5 389 | 18 989 | 2 968 | 10 225 |
| 0 DEVELOPED CINEMA FILM | | | | | | |
| 884 OPTICAL GOODS NES | 3 914 | 12 253 | 177 036 | 550 997 | 97 506 | 296 993 |
| 1 OPTICAL ELEMENTS | 2 050 | 6 194 | 80 007 | 243 224 | 44 061 | 131 107 |
| 2 SPECTACLES AND FRAMES | 1 864 | 6 059 | 97 029 | 307 773 | 53 445 | 165 886 |
| 885 WATCHES AND CLOCKS | 31 288 | 96 435 | 224 873 | 681 098 | 123 865 | 367 157 |
| 1 WATCHES, MOVEMENTS, CASES | 658 | 1 791 | 59 815 | 169 133 | 32 958 | 91 256 |
| 2 CLOCKS, CLOCK & WATCH PTS | 30 630 | 94 644 | 165 058 | 511 965 | 90 907 | 275 901 |
| 892 PRINTED MATTER | 820 818 | 2 145 708 | 609 732 | 1 700 709 | 335 569 | 918 065 |
| 1 PRINTED BOOKS, GLOBES, ETC | 124 104 | 359 366 | 167 559 | 509 289 | 92 229 | 274 643 |
| 2 NEWSPAPERS, PERIODICALS | 264 562 | 766 718 | 162 729 | 486 822 | 89 565 | 262 513 |
| 4 PICTURE POSTCARDS ETC | 16 882 | 50 003 | 24 982 | 70 937 | 13 765 | 38 296 |
| 8 PRINTED MATTER NES | 415 270 | 969 621 | 254 462 | 633 661 | 140 010 | 342 613 |
| 893 ARTICLES OF PLASTIC NES | 893 475 | 2 737 446 | 650 087 | 1 917 040 | 358 012 | 1 033 483 |
| 1 PLSTC PACKG CONTNRS, LIDS | 352 835 | 1 060 797 | 203 134 | 578 494 | 111 860 | 311 974 |
| 2 PLSTC SANITRY, TOILET ART | 11 070 | 38 294 | 14 315 | 43 199 | 7 886 | 23 281 |
| 3 PLASTIC ORNAMENTS | 2 320 | 10 385 | 5 595 | 18 810 | 3 083 | 10 131 |
| 5 PLASTIC ELEC LIGHT ARTCL | 21 536 | 71 065 | 27 244 | 89 412 | 15 012 | 48 175 |
| 9 MISC PLASTIC ARTICLES | 505 714 | 1 556 905 | 399 799 | 1 187 125 | 220 171 | 639 922 |
| 894 TOYS, SPORTING GOODS, ETC | 205 487 | 538 315 | 311 387 | 776 540 | 171 506 | 419 411 |
| 1 BABY CARRIAGES, PTS NES | 3 523 | 13 518 | 3 330 | 12 549 | 1 836 | 6 752 |
| 2 TOYS, INDOOR GAMES | 153 858 | 367 334 | 218 792 | 509 234 | 120 563 | 275 347 |
| 6 NON-MILITARY ARMS & AMMO | 10 914 | 27 312 | 26 513 | 72 695 | 14 601 | 39 221 |
| 7 OTH SPORT GDS, FAIR AMUSF | 37 192 | 130 151 | 62 752 | 182 062 | 34 506 | 98 091 |
| 895 OFFICE SUPPLIES NES | 97 259 | 293 842 | 151 312 | 432 062 | 83 270 | 232 915 |
| 1 BASE MTL OFFICE SUPPLIES | 10 096 | 31 945 | 8 548 | 27 636 | 4 709 | 14 887 |
| 2 PENS, PENCILS, FOUNTN PENS | 26 622 | 71 043 | 100 329 | 273 664 | 55 197 | 147 564 |
| 9 OTHER OFFICE SUPPLIES | 60 541 | 190 854 | 42 435 | 130 762 | 23 364 | 70 464 |
| 896 WORKS OF ART ETC | 1 066 | 3 635 | 44 150 | 144 159 | 24 354 | 77 682 |
| 0 WORKS OF ART ETC | | | | | | |

4 IMPORTS AND EXPORTS (SPECIAL TRADE) BY GROUPS AND SUBGROUPS OF THE SITC 1979
4.2 EXPORTS

| GROUP / SUBGROUP | DT = 100 KG | | 1 000 DM | | 1 000 \$ | |
|--|-------------|---------------|------------|-------------|------------|-------------|
| | JULY/SEPT | JAN/SEPT | JULY/SEPT | JAN/SEPT | JULY/SEPT | JAN/SEPT |
| 897 GOLD, SILVER WARE, JEWELRY | 1 600 | 4 742 | 201 577 | 595 586 | 111 104 | 321 040 |
| 2 IMITATION JEWELLERY | 1 221 | 3 582 | 26 614 | 79 115 | 14 662 | 42 659 |
| 3 PREC JEWELRY, GLD-SILVWARE | 325 | 996 | 161 709 | 470 219 | 89 143 | 253 502 |
| 4 PREC MTL INDUS, LAB EQUIP | 54 | 164 | 13 254 | 46 252 | 7 299 | 24 879 |
| 898 MUSICAL INSTRUMENTS, PTS | 63 666 | 189 568 | 224 603 | 667 473 | 123 692 | 359 900 |
| 1 PIANOS & OTH STRING INST | 7 495 | 25 039 | 24 878 | 79 545 | 13 716 | 42 859 |
| 2 MUSICAL INSTRUMENTS NES | 4 022 | 10 727 | 19 547 | 54 118 | 10 766 | 29 185 |
| 3 SOUND RECRDNG TAPE, DISCS | 48 998 | 143 188 | 161 838 | 474 387 | 89 120 | 255 857 |
| 9 MUSICL INSTR PTS, ACCESSRY | 3 151 | 10 614 | 18 340 | 59 423 | 10 090 | 31 999 |
| 899 OTHER MANUFACTURED GOODS | 83 502 | 271 791 | 191 820 | 596 871 | 105 660 | 321 666 |
| 1 CARVED, MOULDED GOODS | 1 240 | 3 616 | 5 225 | 17 247 | 2 879 | 9 296 |
| 3 COMBUSTIBLE PRODUCTS ETC | 22 537 | 66 111 | 24 373 | 71 959 | 13 428 | 38 812 |
| 4 UMBRELLAS, CANES ETC | 8 043 | 37 246 | 12 626 | 42 511 | 6 967 | 22 918 |
| 6 HEARING, ORTHOPAEDIC AIDS | 1 669 | 5 122 | 30 922 | 96 716 | 17 039 | 52 132 |
| 7 BASKETWORK, BROOMS ETC | 26 718 | 85 021 | 44 122 | 132 204 | 24 299 | 71 264 |
| 8 SMALLWARES, TOILETRY ETC | 17 140 | 55 136 | 59 051 | 187 938 | 32 511 | 101 211 |
| 9 OTHER MANUF GOODS NES | 6 155 | 19 539 | 15 501 | 48 296 | 8 537 | 26 033 |
| 911 MAIL NOT CLASSED BY KIND ¹⁾ | | | | | | |
| 0 MAIL NOT CLASSED BY KIND | | | | | | |
| 931 SPECIAL TRANSACTIONS | 1 357 148 | 4 477 741 | 1 278 001 | 3 874 101 | 703 658 | 2 086 745 |
| 0 SPECIAL TRANSACTIONS | | | | | | |
| 941 ZOO ANIMALS, PETS | 477 | 1 531 | 1 682 | 5 743 | 925 | 3 084 |
| 0 ZOO ANIMALS, PETS | | | | | | |
| 951 WAR FIREARMS, AMMUNITION | 8 918 | 21 934 | 27 530 | 73 762 | 15 144 | 39 799 |
| 0 WAR FIREARMS, AMMUNITION | | | | | | |
| 961 COIN NONGOLD, NONCURRENT ¹⁾ | 7 575 | 16 466 | 9 173 | 19 734 | 5 029 | 10 660 |
| 0 COIN NONGOLD, NONCURRENT | | | | | | |
| 971 GOLD, NON MONETARY NES | 578 | 1 740 | 146 894 | 359 148 | 80 818 | 193 920 |
| 0 GOLD, NON MONETARY NES | | | | | | |
| 972 GOLD COIN ¹⁾ | 5 | 66 | 12 794 | 111 277 | 7 067 | 59 181 |
| 0 GOLD COIN | | | | | | |
| TOTAL | 436 216 130 | 1 260 887 813 | 76 369 681 | 229 448 265 | 42 050 285 | 123 675 066 |

1) SEE INTRODUCTION, CIPHER 3

5 Imports and Exports (Special Trade) 1979 by Continents and Countries

(Countries of Production and Consumption)

| Country | Imports | | | | Exports | | | |
|----------------------|-------------------|--------------------|-------------------|-------------------|-------------------|--------------------|-------------------|-------------------|
| | July/Sept. | Jan./Sept. | July/Sept. | Jan./Sept. | July/Sept. | Jan./Sept. | July/Sept. | Jan./Sept. |
| | 1 000 DM | | 1 000 \$ | | 1 000 DM | | 1 000 \$ | |
| Europe | 49 405 330 | 145 318 615 | 27 199 714 | 78 341 661 | 56 028 775 | 169 551 493 | 30 857 301 | 91 387 088 |
| France | 7 683 393 | 24 339 213 | 4 229 919 | 13 110 567 | 9 305 796 | 29 119 126 | 5 125 969 | 15 693 336 |
| Belgium & Luxemb. | 5 616 742 | 17 267 699 | 3 094 572 | 9 306 824 | 6 199 178 | 19 638 292 | 3 415 196 | 10 581 289 |
| Netherlands | 8 628 083 | 26 363 310 | 4 750 786 | 14 207 976 | 7 724 028 | 22 899 037 | 4 253 726 | 12 345 284 |
| Italy | 6 466 406 | 18 973 715 | 3 558 187 | 10 228 499 | 5 762 947 | 17 650 188 | 3 174 903 | 9 513 154 |
| United Kingdom | 4 703 440 | 12 180 968 | 2 588 147 | 6 572 655 | 5 174 686 | 15 501 089 | 2 849 728 | 8 352 328 |
| Irish Republic | 301 465 | 853 167 | 165 968 | 459 916 | 291 608 | 975 763 | 160 541 | 525 571 |
| Denmark | 1 133 226 | 3 251 694 | 623 999 | 1 753 762 | 1 664 863 | 4 964 642 | 916 806 | 2 676 065 |
| Iceland | 30 452 | 94 516 | 16 773 | 51 022 | 42 597 | 100 330 | 23 396 | 54 106 |
| Faroe Islands | 6 303 | 19 571 | 3 458 | 10 547 | 595 | 3 172 | 314 | 1 673 |
| Norway | 1 412 691 | 3 878 851 | 778 141 | 2 093 136 | 792 328 | 2 342 071 | 436 427 | 1 262 948 |
| Sweden | 1 456 704 | 4 406 232 | 802 287 | 2 374 403 | 2 045 993 | 6 488 128 | 1 126 845 | 3 495 594 |
| Finland | 589 254 | 1 782 943 | 324 435 | 960 585 | 616 929 | 1 757 253 | 339 862 | 947 740 |
| Switzerland | 2 606 620 | 7 796 332 | 1 435 317 | 4 202 321 | 4 002 544 | 11 911 466 | 2 204 696 | 6 422 708 |
| Austria | 2 145 202 | 6 129 361 | 1 181 340 | 3 306 164 | 4 159 321 | 11 858 621 | 2 290 681 | 6 396 847 |
| Portugal | 207 469 | 648 280 | 114 074 | 349 130 | 401 579 | 1 186 947 | 221 066 | 639 815 |
| Spain | 868 224 | 2 754 391 | 477 670 | 1 484 462 | 1 058 892 | 3 232 080 | 582 915 | 1 741 551 |
| Andorra | 693 | 1 444 | 381 | 782 | 8 747 | 24 101 | 4 799 | 12 956 |
| Gibraltar | 5 | 161 | 2 | 86 | 868 | 2 814 | 467 | 1 496 |
| Vatican City | 107 | 201 | 59 | 109 | 805 | 1 306 | 331 | 707 |
| Malta | 61 825 | 208 473 | 34 026 | 112 213 | 46 580 | 146 628 | 25 605 | 78 893 |
| Yugoslavia | 528 398 | 1 588 562 | 290 996 | 856 909 | 1 419 891 | 4 247 149 | 781 791 | 2 288 450 |
| Greece | 641 214 | 1 776 325 | 353 096 | 958 424 | 2 755 015 | 8 033 949 | 497 650 | 1 483 583 |
| Turkey | 191 923 | 649 262 | 105 675 | 350 073 | 348 042 | 1 053 817 | 191 601 | 567 828 |
| USSR | 2 086 460 | 5 002 961 | 1 147 673 | 2 702 936 | 1 705 487 | 4 865 201 | 938 480 | 2 622 483 |
| Poland | 542 619 | 1 566 781 | 298 688 | 844 230 | 664 443 | 1 758 098 | 365 410 | 948 389 |
| Czechoslovakia | 419 941 | 1 117 198 | 231 232 | 603 035 | 497 681 | 1 347 454 | 274 265 | 727 105 |
| Hungary | 423 870 | 1 181 818 | 233 426 | 637 707 | 491 804 | 1 579 445 | 270 582 | 850 809 |
| Rumania | 556 315 | 1 177 995 | 306 478 | 637 780 | 503 343 | 1 610 561 | 276 864 | 867 668 |
| Bulgaria | 86 506 | 280 997 | 47 627 | 151 362 | 182 554 | 507 359 | 100 383 | 273 585 |
| Albania | 9 780 | 26 164 | 5 372 | 14 046 | 10 917 | 24 340 | 6 002 | 13 127 |
| Africa | 5 409 558 | 15 017 331 | 2 979 295 | 8 100 210 | 3 879 004 | 11 103 507 | 2 133 921 | 5 987 655 |
| Canary Islands | 2 011 | 59 634 | 1 108 | 32 053 | 36 444 | 121 498 | 20 054 | 65 345 |
| Morocco | 82 467 | 346 435 | 45 400 | 186 383 | 93 048 | 308 666 | 51 187 | 166 265 |
| Ceuta and Melilla | 598 | 619 | 332 | 343 | 4 159 | 13 820 | 2 283 | 7 441 |
| Algeria | 786 723 | 2 097 269 | 433 879 | 1 132 758 | 596 583 | 1 741 231 | 327 908 | 938 795 |
| Tunisia | 86 945 | 303 596 | 47 790 | 163 146 | 172 334 | 452 015 | 94 929 | 244 039 |
| Libya | 1 544 946 | 3 841 802 | 851 128 | 2 075 244 | 585 541 | 1 629 425 | 322 231 | 879 260 |
| Egypt | 58 267 | 286 384 | 32 007 | 153 621 | 388 663 | 1 082 225 | 213 600 | 583 707 |
| Sudan | 13 493 | 47 075 | 7 430 | 25 340 | 56 612 | 147 830 | 31 227 | 79 860 |
| Mauritania | 9 762 | 30 313 | 5 360 | 16 341 | 8 060 | 18 317 | 4 430 | 9 900 |
| Mali | 5 654 | 20 836 | 3 109 | 11 157 | 13 451 | 34 592 | 7 400 | 18 631 |
| Upper Volta | 2 249 | 12 376 | 1 238 | 6 651 | 3 682 | 12 460 | 2 013 | 6 686 |
| Niger | 20 882 | 27 310 | 11 450 | 14 844 | 9 036 | 30 191 | 4 956 | 16 260 |
| Chad | 3 566 | 15 646 | 1 962 | 8 401 | 1 545 | 6 974 | 844 | 3 751 |
| Cape Verde | 3 | 23 | 2 | 11 | 2 213 | 4 577 | 1 231 | 2 489 |
| Senegal | 9 644 | 27 467 | 5 301 | 14 763 | 15 652 | 54 311 | 8 616 | 29 211 |
| Gambia | 3 | 14 | 7 | 7 | 9 959 | 11 642 | 3 261 | 6 290 |
| Guinea - Bissau | — | 70 | 0 | 37 | 766 | 2 964 | 415 | 1 585 |
| Rep. Guinea | 29 416 | 64 417 | 16 173 | 34 810 | 3 197 | 8 804 | 1 757 | 4 744 |
| Sierra Leone | 3 033 | 12 646 | 1 666 | 6 813 | 10 126 | 29 499 | 5 552 | 15 897 |
| Liberia | 120 516 | 329 318 | 66 356 | 177 624 | 19 403 | 149 304 | 10 660 | 79 796 |
| Ivory Coast | 119 589 | 462 614 | 65 864 | 249 080 | 49 172 | 147 465 | 27 032 | 79 363 |
| Ghana | 50 007 | 148 460 | 27 516 | 80 023 | 27 721 | 139 815 | 15 225 | 75 282 |
| Togo | 24 578 | 46 040 | 13 519 | 24 927 | 10 174 | 33 847 | 5 590 | 18 186 |
| Benin | 1 913 | 11 417 | 1 050 | 6 098 | 13 036 | 30 419 | 7 146 | 16 446 |
| Nigeria | 1 123 762 | 3 293 348 | 618 558 | 1 774 568 | 515 912 | 1 305 183 | 284 075 | 705 498 |
| Cameroon | 67 311 | 171 632 | 37 116 | 92 790 | 31 288 | 90 246 | 17 193 | 48 617 |
| Central Afr. Emp. | 622 | 2 274 | 341 | 1 226 | 1 392 | 5 193 | 764 | 2 780 |
| Equatorial Guinea | 611 | 611 | 340 | 340 | 90 | 976 | 50 | 523 |
| S. Tomé & Príncipe | 5 034 | 9 376 | 2 766 | 5 105 | 310 | 1 084 | 169 | 579 |
| Gabon | 40 804 | 212 173 | 22 410 | 113 743 | 11 801 | 31 710 | 6 494 | 17 085 |
| P.R. Congo | 11 801 | 34 637 | 6 504 | 18 683 | 7 686 | 31 336 | 4 215 | 16 782 |
| Zaire | 143 764 | 443 381 | 22 986 | 77 232 | 73 951 | 173 595 | 40 653 | 93 884 |
| Rwanda | 21 103 | 39 097 | 11 620 | 21 204 | 6 310 | 17 706 | 3 475 | 9 551 |
| Burundi | 1 487 | 17 067 | 820 | 9 161 | 5 465 | 17 981 | 2 999 | 9 681 |
| St Helena | — | — | — | — | 3 | 9 | 2 | 6 |
| Angola | 1 966 | 8 197 | 1 086 | 4 401 | 50 069 | 115 698 | 27 542 | 62 510 |
| Ethiopia | 15 137 | 39 980 | 8 318 | 21 559 | 29 683 | 83 774 | 16 352 | 45 228 |
| Djibouti | 618 | 628 | 339 | 345 | 954 | 4 482 | 523 | 2 408 |
| Somalia | 248 | 1 002 | 136 | 541 | 8 308 | 30 363 | 4 585 | 16 353 |
| Kenya | 76 289 | 201 140 | 42 020 | 108 546 | 62 950 | 196 246 | 34 574 | 105 619 |
| Uganda | 10 014 | 34 707 | 5 502 | 18 685 | 3 702 | 16 362 | 2 033 | 8 778 |
| Tanzania | 39 003 | 121 151 | 21 426 | 65 052 | 61 955 | 163 229 | 34 078 | 88 177 |
| Seychelles | 17 | 32 | 8 | 16 | 1 180 | 2 593 | 646 | 1 382 |
| Brit. Ind. Oc. Terr. | — | — | — | — | 25 | 27 | 14 | 16 |
| Mozambique | 5 189 | 10 537 | 2 858 | 5 715 | 6 306 | 21 474 | 3 457 | 11 515 |
| Madagascar | 11 356 | 31 917 | 6 252 | 17 192 | 28 492 | 69 222 | 15 679 | 37 396 |
| Reunion | 174 | 425 | 95 | 231 | 7 391 | 20 265 | 4 059 | 10 863 |
| Mauritius | 9 143 | 18 632 | 5 051 | 10 099 | 7 231 | 22 380 | 3 964 | 12 053 |
| Comoro Is. | 1 912 | 3 290 | 1 063 | 1 800 | 1 799 | 2 428 | 995 | 1 329 |
| Mayotte | — | — | — | — | — | — | — | — |
| Zambia | 55 313 | 123 794 | 30 477 | 66 918 | 29 207 | 73 518 | 16 073 | 39 684 |
| Rhodesia | — | — | — | — | 959 | 2 235 | 525 | 1 207 |
| Malawi | 6 844 | 25 232 | 3 765 | 13 564 | 11 852 | 44 252 | 6 519 | 23 691 |
| Rep. South Africa | 874 125 | 2 254 813 | 481 386 | 1 216 718 | 783 321 | 2 339 122 | 431 101 | 1 260 226 |
| Botswana | 909 | 1 752 | 501 | 951 | 1 486 | 4 346 | 822 | 2 336 |
| Swaziland | 9 590 | 21 921 | 5 278 | 11 839 | 477 | 1 714 | 262 | 919 |
| Lesotho | 1 147 | 2 805 | 630 | 1 511 | 872 | 2 877 | 482 | 1 550 |
| America | 8 436 479 | 24 299 954 | 4 642 682 | 13 100 493 | 7 992 816 | 24 005 138 | 4 398 656 | 12 937 068 |
| USA | 4 657 837 | 14 475 582 | 2 563 472 | 7 799 705 | 4 947 456 | 15 153 531 | 2 722 865 | 8 163 312 |
| Canada | 802 074 | 2 130 175 | 441 436 | 1 148 758 | 570 855 | 1 855 402 | 314 277 | 999 460 |
| Greenland | 18 559 | 27 047 | 10 337 | 14 748 | 864 | 1 812 | 460 | 942 |
| St. Pierre Miquel. | 4 | 39 | 3 | 22 | 70 | 779 | 35 | 405 |
| Mexico | 99 703 | 317 529 | 54 819 | 170 876 | 376 095 | 1 092 109 | 206 909 | 588 848 |
| Bermuda | 1 331 | 5 023 | 728 | 2 695 | 6 839 | 12 153 | 3 745 | 6 569 |
| Guatemala | 84 582 | 216 209 | 46 462 | 116 495 | 48 132 | 129 204 | 26 448 | 69 887 |
| Belize | 814 | 1 328 | 336 | 713 | 383 | 1 082 | 208 | 570 |
| Rep. Honduras | 36 511 | 145 613 | 20 091 | 78 157 | 8 380 | 23 409 | 4 598 | 12 569 |

5 Imports and Exports (Special Trade) 1979 by Continents and Countries

(Countries of Production and Consumption)

| Country | Imports | | | | Exports | | | |
|------------------------------|-------------------|--------------------|-------------------|--------------------|-------------------|--------------------|-------------------|--------------------|
| | July/Sept. | Jan./Sept | July/Sept. | Jan./Sept | July/Sept. | Jan./Sept | July/Sept. | Jan./Sept |
| | 1 000 DM | | 1 000 \$ | | 1 000 DM | | 1 000 \$ | |
| El Salvador | 135 878 | 306 424 | 74 780 | 165 437 | 20 794 | 62 780 | 11 427 | 33 771 |
| Nicaragua | 34 109 | 119 845 | 18 743 | 64 372 | 1 241 | 17 114 | 682 | 9 136 |
| Costa Rica | 55 331 | 184 402 | 30 461 | 99 262 | 25 107 | 73 483 | 13 807 | 39 601 |
| Panama, excl. C. Z. | 30 209 | 94 609 | 16 677 | 50 931 | 39 983 | 168 157 | 21 979 | 90 762 |
| Panama Canal Zone | 17 | 219 | 9 | 115 | 2 005 | 8 502 | 1 102 | 4 548 |
| Cuba | 13 373 | 44 040 | 7 357 | 23 773 | 53 314 | 157 920 | 29 330 | 84 925 |
| Rep. Haiti | 2 854 | 8 038 | 1 569 | 4 341 | 4 355 | 11 759 | 2 400 | 6 330 |
| Bahamas | 205 628 | 420 728 | 113 303 | 227 877 | 4 600 | 13 241 | 2 528 | 7 115 |
| Turks & Caicos Is. | — | 10 | — | 5 | 48 | 144 | 27 | 81 |
| Dominican Rep. | 3 540 | 12 648 | 1 948 | 6 840 | 12 997 | 34 936 | 7 145 | 18 821 |
| Americ. Virgin Is. | 30 | 88 | 16 | 45 | 2 536 | 10 403 | 1 398 | 5 603 |
| Guadeloupe | 31 | 413 | 17 | 222 | 5 846 | 18 032 | 3 207 | 9 702 |
| Martinique | 3 333 | 9 596 | 1 838 | 5 191 | 6 071 | 16 604 | 3 313 | 8 928 |
| Cayman Islands | 602 | 1 440 | 332 | 776 | 130 | 2 602 | 72 | 1 396 |
| Jamaica | 3 455 | 8 535 | 1 900 | 4 602 | 6 120 | 25 592 | 3 365 | 13 777 |
| Barbados | 155 | 654 | 85 | 349 | 4 463 | 9 709 | 2 456 | 5 248 |
| West Indies | 450 | 1 274 | 247 | 683 | 1 217 | 2 730 | 666 | 1 470 |
| Trinidad Tobago | 30 291 | 92 401 | 16 617 | 49 679 | 14 100 | 35 781 | 7 755 | 19 286 |
| Grenada | 1 672 | 4 906 | 922 | 2 645 | 386 | 781 | 214 | 426 |
| Netherl. Antilles | 12 067 | 69 388 | 6 650 | 37 205 | 10 472 | 25 322 | 5 749 | 13 646 |
| Colombia | 304 696 | 844 470 | 167 647 | 455 742 | 110 786 | 388 571 | 60 945 | 209 083 |
| Venezuela | 132 855 | 356 947 | 73 028 | 192 613 | 273 076 | 794 780 | 150 297 | 428 894 |
| Guyana | 4 664 | 14 789 | 2 567 | 7 950 | 1 481 | 7 126 | 802 | 3 825 |
| Surinam | 31 145 | 62 498 | 17 153 | 33 860 | 6 283 | 17 447 | 3 455 | 9 401 |
| French Guiana | 81 | 96 | 45 | 52 | 986 | 2 466 | 540 | 1 320 |
| Ecuador | 38 891 | 98 810 | 21 447 | 53 329 | 61 509 | 189 948 | 33 849 | 102 464 |
| Peru | 77 625 | 175 446 | 42 583 | 94 806 | 73 922 | 198 981 | 40 716 | 107 577 |
| Brazil | 697 501 | 1 876 618 | 383 712 | 1 012 288 | 633 244 | 1 748 683 | 348 639 | 943 555 |
| Chile | 253 062 | 762 834 | 139 287 | 410 963 | 120 359 | 359 811 | 66 273 | 194 217 |
| Bolivia | 15 163 | 45 384 | 8 362 | 24 484 | 23 873 | 97 641 | 13 116 | 52 362 |
| Paraguay | 49 681 | 88 887 | 27 299 | 48 202 | 18 870 | 49 292 | 10 372 | 26 562 |
| Uruguay | 72 503 | 169 717 | 39 917 | 91 740 | 53 479 | 126 576 | 29 416 | 68 362 |
| Argentina | 524 043 | 1 105 217 | 288 363 | 597 923 | 440 054 | 1 058 793 | 242 057 | 572 188 |
| Falkland Is. | 29 | 38 | 17 | 22 | 25 | 30 | 12 | 14 |
| Asia | 9 012 785 | 24 794 786 | 4 961 811 | 13 376 588 | 7 619 918 | 22 381 404 | 4 193 065 | 12 065 836 |
| Cyprus | 6 995 | 27 063 | 3 847 | 14 577 | 36 780 | 100 679 | 20 209 | 54 223 |
| Lebanon | 2 794 | 9 914 | 1 540 | 5 430 | 86 300 | 235 411 | 47 452 | 126 884 |
| Syria | 94 767 | 214 795 | 52 161 | 115 886 | 171 709 | 467 773 | 94 486 | 252 320 |
| Iraq | 94 490 | 426 195 | 51 733 | 228 679 | 574 032 | 1 444 806 | 316 210 | 780 171 |
| Iran | 1 266 682 | 2 806 137 | 698 119 | 1 517 932 | 567 601 | 1 730 907 | 312 351 | 934 550 |
| Israel | 195 374 | 744 011 | 107 500 | 400 135 | 337 882 | 989 856 | 195 990 | 533 637 |
| Jordan | 6 027 | 9 664 | 3 314 | 5 340 | 85 468 | 286 086 | 46 972 | 153 966 |
| Saudi Arabia | 1 139 021 | 3 029 443 | 626 944 | 1 634 685 | 1 118 570 | 3 299 780 | 615 889 | 1 779 847 |
| Kuwait | 220 990 | 608 238 | 121 289 | 327 840 | 178 075 | 519 474 | 97 917 | 280 029 |
| Bahrain | 1 626 | 11 136 | 896 | 5 954 | 33 150 | 87 903 | 18 187 | 47 328 |
| Qatar | 34 981 | 76 320 | 19 164 | 41 059 | 36 539 | 125 142 | 20 066 | 67 377 |
| Unit. Arab. Emirat. | 654 427 | 1 563 394 | 360 312 | 844 483 | 159 958 | 659 664 | 88 071 | 354 433 |
| Oman | 33 137 | 75 755 | 18 144 | 40 907 | 51 865 | 115 224 | 28 557 | 62 294 |
| Northern Yemen | 953 | 1 015 | 529 | 562 | 29 240 | 97 489 | 16 087 | 52 540 |
| Southern Yemen | 453 | 1 461 | 249 | 783 | 4 610 | 20 217 | 2 536 | 10 866 |
| Afghanistan | 21 571 | 64 332 | 11 914 | 34 793 | 20 501 | 54 271 | 12 283 | 29 241 |
| Pakistan | 62 739 | 183 767 | 34 507 | 98 034 | 129 026 | 364 255 | 70 886 | 196 363 |
| India | 264 843 | 762 486 | 145 695 | 411 214 | 312 567 | 940 770 | 172 033 | 507 404 |
| Bangladesh | 8 044 | 35 613 | 4 432 | 19 129 | 22 541 | 128 025 | 12 412 | 68 638 |
| Maldives | 57 | 153 | 31 | 82 | 22 | 66 | 12 | 34 |
| Sri Lanka | 27 686 | 74 324 | 15 250 | 40 086 | 26 166 | 83 438 | 14 430 | 44 851 |
| Nepal | 4 365 | 11 220 | 2 401 | 6 032 | 1 202 | 7 092 | 661 | 3 792 |
| Bhutan | — | — | — | — | 17 | 90 | 9 | 48 |
| Burma | 1 056 | 19 373 | 583 | 10 358 | 52 854 | 115 583 | 29 263 | 62 689 |
| Thailand | 209 949 | 697 204 | 115 528 | 375 411 | 149 082 | 452 893 | 81 896 | 243 801 |
| Laos | 84 | 140 | 46 | 76 | 834 | 2 607 | 459 | 1 404 |
| Vietnam | 2 011 | 6 487 | 1 104 | 3 493 | 45 835 | 93 268 | 25 119 | 50 372 |
| Cambodia | — | — | — | — | — | — | — | — |
| Indonesia | 131 911 | 552 775 | 72 641 | 297 167 | 192 674 | 535 994 | 106 079 | 289 221 |
| Malaysia | 308 346 | 863 543 | 169 665 | 465 586 | 179 437 | 495 761 | 98 812 | 261 951 |
| Brunei | 111 | 194 | 105 | 105 | 3 561 | 11 968 | 1 961 | 6 426 |
| Singapore | 207 362 | 547 880 | 114 274 | 295 933 | 270 140 | 725 444 | 148 614 | 391 432 |
| Philippines | 194 919 | 527 638 | 107 315 | 284 721 | 107 100 | 354 332 | 58 868 | 190 658 |
| Mongol. Peop. Rep. | 312 | 1 802 | 172 | 968 | 396 | 1 744 | 217 | 933 |
| Peop. R. of China | 241 867 | 662 014 | 133 120 | 357 092 | 746 442 | 2 081 607 | 410 083 | 1 121 298 |
| North Korea | 18 164 | 126 048 | 9 983 | 67 598 | 7 155 | 42 465 | 3 949 | 22 742 |
| South Korea | 392 612 | 1 116 305 | 216 109 | 602 667 | 330 597 | 1 160 238 | 181 888 | 624 155 |
| Japan | 1 989 597 | 5 685 408 | 1 095 575 | 3 065 577 | 1 047 599 | 3 118 926 | 576 765 | 1 681 509 |
| Taiwan | 403 125 | 1 164 188 | 221 966 | 627 884 | 226 558 | 670 267 | 124 626 | 361 172 |
| Hong Kong | 730 035 | 1 987 676 | 402 067 | 1 073 661 | 275 805 | 758 436 | 151 744 | 409 048 |
| Macao | 39 302 | 99 675 | 21 631 | 53 859 | 27 | 11 452 | 15 | 6 158 |
| Australia and Oceania | 566 204 | 1 513 148 | 311 351 | 815 993 | 570 358 | 1 745 898 | 313 773 | 940 334 |
| Australia | 334 492 | 955 730 | 184 009 | 515 187 | 478 929 | 1 491 213 | 263 508 | 803 159 |
| Papua New Guinea | 108 284 | 268 810 | 59 482 | 145 116 | 3 686 | 9 665 | 2 010 | 5 195 |
| Austral. Oceania | 100 | 112 | 55 | 62 | 90 | 725 | 47 | 380 |
| Nauru | 46 | 48 | 25 | 26 | 32 | 85 | 16 | 34 |
| New Zealand | 73 402 | 201 765 | 40 380 | 108 583 | 73 862 | 206 253 | 40 650 | 111 133 |
| Americ. Oceania | — | 483 | 0 | 261 | 441 | 2 131 | 1 239 | 1 138 |
| New Caledonia | 38 145 | 60 066 | 20 927 | 32 595 | 4 743 | 10 358 | 2 592 | 5 570 |
| Wallis & Futuna | — | — | — | — | 0 | 30 | 0 | 16 |
| Brit. Oceania | 6 221 | 12 671 | 3 424 | 6 866 | 310 | 911 | 168 | 487 |
| N. Zealand. Oceania | 29 | 211 | 16 | 113 | 637 | 716 | 350 | 390 |
| Fiji | 175 | 1 668 | 95 | 894 | 1 560 | 4 577 | 859 | 2 464 |
| New Hebrides | 3 361 | 5 755 | 1 867 | 3 139 | 527 | 1 221 | 292 | 662 |
| Tonga | 21 | 897 | 12 | 484 | 73 | 497 | 41 | 268 |
| Western Samoa | 1 913 | 4 868 | 1 051 | 2 634 | 165 | 874 | 89 | 474 |
| French Polynesia | 15 | 64 | 8 | 33 | 5 296 | 16 639 | 2 909 | 8 951 |
| Polar Regions | — | — | — | — | 7 | 23 | 3 | 13 |
| Miscellaneous | 61 602 | 141 130 | 33 897 | 76 238 | 278 810 | 660 825 | 153 569 | 357 085 |
| Ships' suppl., etc. | 61 583 | 141 104 | 33 888 | 76 227 | 278 548 | 660 174 | 153 425 | 356 736 |
| Unid. countries | 19 | 26 | 9 | 11 | 262 | 651 | 144 | 349 |
| Total: | 72 891 958 | 211 084 964 | 40 128 750 | 113 811 183 | 76 369 681 | 229 448 265 | 42 050 285 | 123 675 066 |

6 IMPORTS AND EXPORTS (SPECIAL TRADE) BY GROUPS OF THE SITC AND BY COUNTRIES OF PRODUCTION AND CONSUMPTION 1979

| GROUP COUNTRY | DT = 100 KG | | 1 000 DM | | 1 000 \$ | |
|---------------------------------|-------------|-----------|-----------|-----------|-----------|-----------|
| | JULY/SEPT | JAN/SEPT | JULY/SEPT | JAN/SEPT | JULY/SEPT | JAN/SEPT |
| 001 LIVE ANIMALS ¹⁾ | | | | | | |
| IMPORTS | 586 587 | 1 512 374 | 189 689 | 489 364 | 104 521 | 264 203 |
| FRANCE | 39 172 | 99 130 | 22 516 | 54 955 | 12 423 | 29 714 |
| BELGIUM LUX | 57 387 | 148 195 | 20 254 | 52 049 | 11 164 | 28 097 |
| NETHERLANDS | 361 810 | 832 071 | 106 778 | 247 784 | 58 775 | 133 898 |
| ITALY | 40 | 1 918 | 59 | 714 | 33 | 386 |
| UNITED KINGDOM | 9 623 | 59 131 | 4 943 | 25 844 | 2 726 | 13 893 |
| IRISH REP | 2 033 | 2 259 | 863 | 1 044 | 478 | 575 |
| DENMARK | 59 560 | 146 579 | 16 728 | 38 908 | 9 211 | 21 026 |
| ICELAND | 57 | 366 | 62 | 384 | 34 | 206 |
| SWEDEN | 14 | 127 | 21 | 226 | 11 | 117 |
| FINLAND | 11 | 21 | 195 | 208 | 107 | 114 |
| SWITZERLAND | 1 402 | 6 889 | 492 | 2 380 | 274 | 1 277 |
| AUSTRIA | 21 564 | 116 255 | 6 286 | 34 297 | 3 499 | 18 423 |
| YUGOSLAVIA | 2 924 | 7 045 | 1 064 | 2 471 | 587 | 1 335 |
| USSR | 929 | 1 638 | 319 | 678 | 178 | 368 |
| POLAND | 24 074 | 64 702 | 6 533 | 17 782 | 3 600 | 9 591 |
| CZECHOSLOVAKIA | 425 | 2 327 | 141 | 768 | 78 | 411 |
| HUNGARY | 5 247 | 22 858 | 1 552 | 6 842 | 855 | 3 667 |
| USA | 242 | 557 | 726 | 1 523 | 402 | 830 |
| CANADA | 33 | 75 | 121 | 281 | 66 | 152 |
| ARGENTINA | 30 | 168 | 25 | 128 | 14 | 70 |
| EXPORTS | 253 882 | 960 699 | 108 475 | 389 988 | 59 724 | 209 976 |
| FRANCE | 53 243 | 220 697 | 17 902 | 72 524 | 9 845 | 38 980 |
| BELGIUM LUX | 41 086 | 119 509 | 11 689 | 32 605 | 6 444 | 17 594 |
| NETHERLANDS | 8 686 | 33 655 | 3 396 | 10 364 | 1 874 | 5 588 |
| ITALY | 143 372 | 558 160 | 65 679 | 246 653 | 36 161 | 132 797 |
| UNITED KINGDOM | 64 | 354 | 169 | 642 | 92 | 344 |
| DENMARK | 123 | 392 | 357 | 833 | 195 | 448 |
| SWEDEN | 12 | 69 | 46 | 232 | 25 | 125 |
| SWITZERLAND | 451 | 1 535 | 1 337 | 3 368 | 735 | 1 815 |
| AUSTRIA | 741 | 2 550 | 1 198 | 3 745 | 658 | 2 013 |
| PORTUGAL | 313 | 1 078 | 257 | 698 | 143 | 380 |
| SPAIN | 163 | 4 191 | 112 | 1 631 | 62 | 878 |
| YUGOSLAVIA | 27 | 3 862 | 56 | 2 147 | 27 | 1 146 |
| GREECE | 18 | 52 | 46 | 308 | 26 | 165 |
| TURKEY | 3 | 1 168 | 69 | 424 | 37 | 224 |
| USSR | | 1 095 | | 764 | | 400 |
| POLAND | | 11 | | 78 | | 42 |
| CZECHOSLOVAKIA | | 812 | | 371 | | 197 |
| HUNGARY | 257 | 466 | 384 | 753 | 211 | 408 |
| BULGARIA | | 1 291 | | 699 | | 376 |
| MOROCCO | 1 151 | 1 151 | 415 | 415 | 228 | 228 |
| ALGERIA | 20 | 56 | 102 | 230 | 55 | 125 |
| TUNISIA | 9 | 13 | 93 | 106 | 51 | 58 |
| EGYPT | 14 | 2 139 | 112 | 1 281 | 61 | 687 |
| SUDAN | 9 | 20 | 85 | 175 | 47 | 94 |
| USA | 73 | 182 | 117 | 312 | 63 | 167 |
| ECUADOR | 5 | 24 | 12 | 80 | 7 | 43 |
| PERU | | 3 | | 77 | | 42 |
| BRAZIL | 159 | 511 | 126 | 414 | 70 | 223 |
| URUGUAY | 18 | 12 | 89 | 89 | 49 | 49 |
| LEBANON | 65 | 89 | 124 | 275 | 68 | 149 |
| SYRIA | 2 975 | 3 029 | 1 272 | 1 531 | 705 | 844 |
| IRAQ | 90 | 171 | 491 | 845 | 270 | 458 |
| IRAN | 430 | 614 | 1 600 | 2 663 | 885 | 1 448 |
| JORDAN | | 369 | | 130 | | 70 |
| SAUDI ARABIA | 186 | 304 | 601 | 993 | 329 | 540 |
| KUWAIT | | 831 | | 349 | | 188 |
| BAHRAIN | 21 | 21 | 67 | 67 | 37 | 37 |
| NORTH YEMEN | 33 | 33 | 56 | 56 | 31 | 31 |
| PAKISTAN | 12 | 28 | 91 | 196 | 51 | 107 |
| JAPAN | 17 | 45 | 195 | 535 | 108 | 290 |
| 011 MEAT FRESH, CHILLED, FROZEN | | | | | | |
| IMPORTS | 2 293 387 | 6 119 235 | 1 000 227 | 2 637 518 | 550 778 | 1 423 859 |
| FRANCE | 237 098 | 579 466 | 109 459 | 275 016 | 60 194 | 148 398 |
| BELGIUM LUX | 173 077 | 453 891 | 71 870 | 187 629 | 39 584 | 101 268 |
| NETHERLANDS | 1 034 706 | 3 003 199 | 405 355 | 1 162 878 | 223 216 | 627 176 |
| ITALY | 17 820 | 39 939 | 5 351 | 11 831 | 2 950 | 6 398 |
| UNITED KINGDOM | 137 701 | 309 461 | 67 206 | 163 449 | 36 999 | 88 290 |
| IRISH REP | 55 149 | 111 763 | 36 105 | 77 755 | 19 886 | 42 074 |
| DENMARK | 273 339 | 723 704 | 121 645 | 306 743 | 66 953 | 165 780 |
| ICELAND | 329 | 1 497 | 115 | 524 | 63 | 283 |
| SWEDEN | 12 165 | 20 170 | 4 356 | 7 108 | 2 399 | 3 851 |
| FINLAND | 853 | 855 | 200 | 203 | 110 | 112 |
| SWITZERLAND | 1 854 | 3 652 | 261 | 525 | 144 | 285 |
| AUSTRIA | 3 325 | 9 695 | 3 476 | 9 184 | 1 917 | 4 960 |
| SPAIN | 349 | 2 968 | 163 | 1 522 | 90 | 815 |
| YUGOSLAVIA | 2 655 | 9 082 | 2 062 | 6 598 | 1 137 | 3 575 |
| USSR | 1 358 | 6 829 | 624 | 2 917 | 346 | 1 567 |
| POLAND | 37 504 | 83 504 | 17 480 | 39 789 | 9 672 | 21 621 |
| CZECHOSLOVAKIA | 17 347 | 51 713 | 11 983 | 36 072 | 6 611 | 19 461 |
| HUNGARY | 59 144 | 90 950 | 25 162 | 42 015 | 13 890 | 22 925 |
| ROMANIA | 17 780 | 44 895 | 7 483 | 20 536 | 4 113 | 11 069 |
| BULGARIA | 1 085 | 4 074 | 569 | 2 102 | 314 | 1 131 |

1) NUMBERS OF HORSES SEE PAGE 339.

6 IMPORTS AND EXPORTS (SPECIAL TRADE) BY GROUPS OF THE SITC AND BY COUNTRIES OF PRODUCTION AND CONSUMPTION 1979

| GROUP COUNTRY | DT = 100 KG | | 1 000 DM | | 1 000 \$ | |
|--------------------------------|-------------|-----------|-----------|-----------|-----------|----------|
| | JULY/SEPT | JAN/SEPT | JULY/SEPT | JAN/SEPT | JULY/SEPT | JAN/SEPT |
| MADAGASCAR | | 720 | | 357 | | 192 |
| REP S AFRICA | 14 669 | 24 574 | 9 770 | 15 652 | 5 373 | 8 487 |
| SWAZILAND | 8 317 | 19 387 | 5 184 | 12 189 | 2 857 | 6 591 |
| USA | 14 294 | 42 487 | 2 972 | 7 839 | 1 641 | 4 233 |
| CANADA | 508 | 1 417 | 104 | 252 | 57 | 136 |
| CAYMAN IS | | 118 | 1 | 202 | | 107 |
| BRAZIL | 2 289 | 6 028 | 1 296 | 3 014 | 714 | 1 630 |
| PARAGUAY | 254 | 1 571 | 162 | 852 | 89 | 460 |
| URUGUAY | 10 146 | 38 339 | 5 463 | 17 549 | 3 008 | 9 463 |
| ARGENTINA | 125 814 | 337 600 | 70 193 | 180 503 | 38 655 | 97 463 |
| ISRAEL | 94 | 268 | 210 | 537 | 115 | 289 |
| INDIA | 207 | 1 290 | 135 | 911 | 75 | 488 |
| BANGLADESH | 22 | 1 203 | 16 | 863 | 9 | 464 |
| INDONESIA | 34 | 431 | 27 | 345 | 15 | 186 |
| P REP CHINA | 7 592 | 14 117 | 2 107 | 4 684 | 1 162 | 2 543 |
| AUSTRALIA | 3 677 | 8 410 | 1 546 | 3 929 | 849 | 2 111 |
| NEW ZEALAND | 20 734 | 69 759 | 10 060 | 33 259 | 5 541 | 17 878 |
| EXPORTS | 838 030 | 3 088 328 | 417 607 | 1 323 780 | 229 773 | 713 023 |
| FRANCE | 244 420 | 824 944 | 163 828 | 518 193 | 90 146 | 279 223 |
| BELGIUM LUX | 24 940 | 78 684 | 2 253 | 5 984 | 1 246 | 3 235 |
| NETHEFLANDS | 23 973 | 66 446 | 14 516 | 38 460 | 7 974 | 20 663 |
| ITALY | 231 306 | 748 051 | 156 315 | 450 532 | 85 937 | 242 954 |
| UNTD KINGDOM | 39 468 | 259 833 | 16 023 | 81 494 | 8 815 | 43 739 |
| DENMARK | 106 | 735 | 48 | 418 | 28 | 224 |
| SWEDEN | 9 349 | 33 094 | 510 | 1 898 | 280 | 1 018 |
| FINLAND | 175 | 196 | 62 | 72 | 35 | 40 |
| SWITZERLAND | 2 761 | 5 810 | 1 380 | 2 653 | 761 | 1 435 |
| AUSTRIA | 109 | 1 424 | 134 | 597 | 72 | 316 |
| PORTUGAL | 1 501 | 1 501 | 516 | 516 | 283 | 283 |
| SPAIN | 10 699 | 96 699 | 3 445 | 22 448 | 1 909 | 12 083 |
| GIBRALTAR | | 191 | | 105 | | 55 |
| YUGOSLAVIA | 54 025 | 99 557 | 11 389 | 21 153 | 6 293 | 11 440 |
| GREECE | 41 653 | 92 618 | 14 841 | 30 692 | 8 172 | 16 647 |
| USSR | 35 734 | 206 338 | 8 054 | 41 004 | 4 468 | 22 038 |
| POLAND | | 49 744 | | 9 502 | | 5 017 |
| CZECHOSLOVA | | 6 769 | | 1 286 | | 689 |
| HUNGARY | 2 090 | 32 893 | 375 | 6 470 | 205 | 3 442 |
| RUMANIA | 52 354 | 320 647 | 11 636 | 59 457 | 6 389 | 31 832 |
| BULGARIA | 122 | 122 | 63 | 63 | 34 | 34 |
| CANARY IS | | 375 | | 79 | | 43 |
| TUNISIA | | 337 | | 69 | | 37 |
| GHANA | 506 | 506 | 147 | 147 | 81 | 81 |
| NIGERIA | 299 | 299 | 134 | 134 | 74 | 74 |
| ZAIRE | | 580 | | 115 | | 62 |
| CYPRUS | 220 | 220 | 73 | 73 | 40 | 40 |
| IRAN | 372 | 11 974 | 70 | 2 255 | 38 | 1 215 |
| SAUDI ARABIA | 46 738 | 112 183 | 9 608 | 21 878 | 5 289 | 11 807 |
| ARAB EMIRAT | 8 645 | 22 178 | 1 579 | 4 126 | 872 | 2 233 |
| OMAN | | 400 | | 76 | | 41 |
| HONG KONG | 4 274 | 11 913 | 564 | 1 584 | 308 | 851 |
| 012 MEAT DRIED, SALTED, SMOKED | | | | | | |
| IMPORTS | 16 459 | 55 646 | 15 243 | 50 591 | 8 404 | 27 257 |
| FRANCE | 3 733 | 16 578 | 2 393 | 10 028 | 1 320 | 5 405 |
| BELGIUM LUX | 8 140 | 22 628 | 6 498 | 19 031 | 3 580 | 10 258 |
| NETHERLANDS | 1 412 | 4 670 | 1 093 | 4 802 | 601 | 2 582 |
| ITALY | 2 938 | 9 489 | 5 010 | 15 232 | 2 767 | 8 215 |
| IRISH REP | 80 | 752 | 29 | 255 | 10 | 137 |
| DENMARK | 19 | 168 | 14 | 138 | 8 | 72 |
| SWEDEN | | 707 | | 398 | | 211 |
| SWITZERLAND | 37 | 122 | 63 | 207 | 33 | 106 |
| YUGOSLAVIA | 32 | 165 | 40 | 167 | 22 | 90 |
| SOMALIA | 30 | 44 | 56 | 78 | 31 | 43 |
| NICARAGUA | 12 | 65 | 19 | 140 | 11 | 76 |
| EXPORTS | 6 768 | 14 788 | 5 679 | 13 102 | 3 127 | 7 079 |
| FRANCE | 2 996 | 7 414 | 2 804 | 6 774 | 1 544 | 3 656 |
| BELGIUM LUX | 722 | 2 095 | 787 | 2 020 | 432 | 1 091 |
| NETHERLANDS | 553 | 1 204 | 473 | 890 | 260 | 477 |
| ITALY | 302 | 1 190 | 342 | 1 338 | 189 | 720 |
| UNTD KINGDOM | 1 732 | 1 837 | 941 | 1 085 | 521 | 598 |
| SWITZERLAND | 41 | 85 | 45 | 86 | 25 | 48 |
| CANARY IS | 15 | 49 | 30 | 89 | 16 | 51 |
| USA | 114 | 320 | 163 | 461 | 89 | 247 |
| SAUDI ARABIA | 13 | 101 | 11 | 95 | 6 | 53 |

6 IMPORTS AND EXPORTS (SPECIAL TRADE) BY GROUPS OF THE SITC AND BY COUNTRIES OF PRODUCTION AND CONSUMPTION 1979

| GROUP COUNTRY | DT = 100 KG | | 1 000 DM | | 1 000 \$ | |
|--------------------------------|-------------|-----------|-----------|----------|-----------|----------|
| | JULY/SEPT | JAN/SEPT | JULY/SEPT | JAN/SEPT | JULY/SEPT | JAN/SEPT |
| 014 MEAT PREPD, PRSVD, NES ETC | | | | | | |
| IMPORTS | 319 220 | 968 619 | 153 780 | 464 109 | 84 688 | 250 203 |
| FRANCE | 35 473 | 103 611 | 20 257 | 59 754 | 11 149 | 32 199 |
| BELGIUM LUX | 52 777 | 164 350 | 28 109 | 86 666 | 15 485 | 46 721 |
| NETHERLANDS | 48 939 | 150 230 | 27 297 | 85 830 | 15 037 | 46 264 |
| ITALY | 30 080 | 79 975 | 8 513 | 22 667 | 4 691 | 12 238 |
| UNTD KINGDOM | 1 180 | 5 211 | 485 | 2 025 | 266 | 1 087 |
| IRISH REP | 2 971 | 10 307 | 1 474 | 5 491 | 809 | 2 941 |
| DENMARK | 16 634 | 61 857 | 9 988 | 33 994 | 5 509 | 18 317 |
| SWEDEN | 1 618 | 3 693 | 721 | 1 674 | 396 | 901 |
| SWITZERLAND | 412 | 1 169 | 741 | 2 123 | 410 | 1 147 |
| AUSTRIA | 23 | 117 | 21 | 95 | 11 | 49 |
| SPAIN | 4 | 467 | 2 | 273 | 1 | 145 |
| YUGOSLAVIA | 6 521 | 18 678 | 2 204 | 6 148 | 1 213 | 3 320 |
| POLAND | 29 369 | 91 517 | 11 202 | 34 349 | 6 168 | 18 487 |
| CZECHOSLOVA | 1 121 | 3 474 | 597 | 1 727 | 329 | 934 |
| HUNGARY | 19 861 | 55 124 | 12 254 | 32 722 | 6 746 | 17 667 |
| RUMANIA | 17 481 | 50 612 | 5 360 | 16 244 | 2 951 | 8 757 |
| KENYA | 924 | 973 | 528 | 566 | 289 | 309 |
| REP S AFRICA | 171 | 957 | 125 | 400 | 69 | 216 |
| BOTSWANA | 1 746 | 3 578 | 813 | 1 493 | 447 | 811 |
| SWAZILAND | 23 | 704 | 13 | 283 | 7 | 151 |
| USA | 23 432 | 63 382 | 6 317 | 18 272 | 3 481 | 9 866 |
| CANADA | 123 | 1 041 | 31 | 374 | 17 | 199 |
| COSTA RICA | 204 | 214 | 91 | 95 | 50 | 52 |
| BRAZIL | 5 385 | 12 609 | 3 279 | 7 116 | 1 799 | 3 844 |
| PARAGUAY | 49 | 2 682 | 40 | 1 288 | 22 | 691 |
| ARGENTINA | 12 816 | 53 448 | 7 215 | 25 814 | 3 973 | 13 905 |
| ISRAEL | 9 626 | 27 786 | 5 914 | 16 081 | 3 260 | 8 692 |
| JAPAN | 62 | 82 | 56 | 91 | 31 | 51 |
| AUSTRALIA | 188 | 658 | 122 | 412 | 67 | 221 |
| EXPORTS | 60 402 | 307 841 | 33 614 | 128 878 | 18 499 | 69 076 |
| FRANCE | 13 293 | 42 140 | 5 722 | 17 791 | 3 152 | 9 581 |
| BELGIUM LUX | 9 455 | 28 729 | 6 588 | 19 090 | 3 631 | 10 309 |
| NETHERLANDS | 14 478 | 41 039 | 9 203 | 25 729 | 5 071 | 13 881 |
| ITALY | 1 904 | 6 728 | 1 045 | 3 736 | 573 | 2 004 |
| UNTD KINGDOM | 14 435 | 37 249 | 7 436 | 18 545 | 4 092 | 10 009 |
| DENMARK | 1 063 | 2 983 | 529 | 1 575 | 288 | 848 |
| SWEDEN | 74 | 451 | 103 | 613 | 58 | 328 |
| FINLAND | | 44 | | 60 | | 31 |
| SWITZERLAND | 1 116 | 3 400 | 616 | 2 034 | 340 | 1 103 |
| AUSTRIA | 4 | 132 | 11 | 158 | 6 | 83 |
| SPAIN | 167 | 1 194 | 54 | 321 | 30 | 174 |
| YUGOSLAVIA | 103 | 104 | 151 | 152 | 82 | 83 |
| GREECE | 1 176 | 5 595 | 287 | 1 558 | 159 | 835 |
| USSR | 1 | 127 004 | 1 | 31 403 | | 16 531 |
| CZECHOSLOVA | 52 | 77 | 65 | 97 | 36 | 51 |
| CANARY IS | 449 | 1 142 | 360 | 958 | 196 | 519 |
| ALGERIA | 8 | 162 | 3 | 58 | 2 | 32 |
| GAMBIA | 300 | 300 | 64 | 64 | 36 | 36 |
| LIBERIA | 51 | 145 | 41 | 126 | 22 | 66 |
| BENIN | | 800 | | 204 | | 108 |
| NIGERIA | 17 | 153 | 13 | 137 | 8 | 74 |
| ANGOLA | 2 | 323 | 2 | 130 | 1 | 67 |
| ETHIOPIA | 117 | 133 | 84 | 103 | 47 | 58 |
| USA | 344 | 385 | 222 | 257 | 122 | 141 |
| BRAZIL | 5 | 47 | 11 | 125 | 4 | 63 |
| BOLIVIA | | 1 300 | 1 | 527 | 1 | 281 |
| CYPRUS | 82 | 377 | 18 | 74 | 10 | 40 |
| LEBANON | 324 | 633 | 62 | 132 | 33 | 70 |
| IRAQ | 3 | 137 | 16 | 86 | 9 | 49 |
| SAUDI ARABIA | 413 | 1 096 | 306 | 1 113 | 168 | 600 |
| KUWAIT | 441 | 826 | 290 | 573 | 157 | 309 |
| ARAB EMIRAT | 140 | 339 | 58 | 150 | 32 | 80 |
| AFGHANISTAN | 11 | 56 | 12 | 58 | 6 | 30 |
| PHILIPPINES | | 184 | | 111 | | 61 |
| JAPAN | 42 | 225 | 40 | 185 | 22 | 97 |
| HONG KONG | 110 | 174 | 37 | 81 | 22 | 46 |
| 022 MILK AND CREAM | | | | | | |
| IMPORTS | 726 677 | 2 009 203 | 114 592 | 309 472 | 63 083 | 167 002 |
| FRANCE | 223 078 | 660 536 | 24 269 | 69 798 | 13 353 | 37 615 |
| BELGIUM LUX | 148 471 | 395 585 | 13 967 | 35 745 | 7 697 | 19 314 |
| NETHERLANDS | 261 030 | 696 027 | 56 392 | 152 080 | 31 052 | 82 114 |
| ITALY | | 1 990 | | 210 | | 111 |
| UNTD KINGDOM | 55 476 | 141 296 | 16 867 | 41 912 | 9 278 | 22 598 |
| IRISH REP | 896 | 1 884 | 237 | 582 | 130 | 315 |
| DENMARK | 18 737 | 62 441 | 2 131 | 6 659 | 1 171 | 3 596 |
| SWEDEN | 3 | 1 241 | 2 | 859 | 1 | 456 |
| SWITZERLAND | 118 | 746 | 65 | 382 | 36 | 206 |
| AUSTRIA | 16 109 | 42 221 | 243 | 601 | 133 | 325 |
| USA | 999 | 2 680 | 85 | 228 | 47 | 123 |
| CANADA | 1 018 | 1 492 | 186 | 231 | 103 | 127 |
| AUSTRALIA | 742 | 742 | 148 | 148 | 82 | 82 |

6 IMPORTS AND EXPORTS (SPECIAL TRADE) BY GROUPS OF THE SITC AND BY COUNTRIES OF PRODUCTION AND CONSUMPTION 1979

| GROUP COUNTRY | DT = 100 KG | | 1 000 DM | | 1 000 \$ | |
|------------------|-------------|------------|-----------|-----------|-----------|----------|
| | JULY/SEPT | JAN/SEPT | JULY/SEPT | JAN/SEPT | JULY/SEPT | JAN/SEPT |
| EXPORTS | 4 903 111 | 16 267 900 | 442 259 | 1 497 240 | 243 213 | 806 391 |
| FRANCE | 120 536 | 384 789 | 7 849 | 25 115 | 4 321 | 13 526 |
| BELGIUM LUX | 82 726 | 186 302 | 8 391 | 20 625 | 4 630 | 11 158 |
| NETHERLANDS | 696 888 | 2 508 392 | 40 510 | 170 979 | 22 288 | 91 899 |
| ITALY | 3 140 148 | 10 791 943 | 211 351 | 774 875 | 116 342 | 417 111 |
| UNITD KINGDOM | 429 | 1 218 | 93 | 331 | 50 | 176 |
| IRISH REP | 85 | 145 | 44 | 73 | 24 | 39 |
| DENMARK | 49 769 | 81 408 | 4 759 | 11 327 | 2 627 | 6 139 |
| NORWAY | 444 | 1 764 | 77 | 303 | 42 | 162 |
| SWITZERLAND | 2 021 | 7 122 | 387 | 1 152 | 210 | 617 |
| AUSTRIA | 11 895 | 24 044 | 1 315 | 2 135 | 722 | 1 157 |
| PORTUGAL | | 7 805 | | 2 630 | | 1 405 |
| SPAIN | 13 583 | 83 362 | 2 237 | 20 228 | 1 227 | 10 772 |
| YUGOSLAVIA | 4 950 | 4 950 | 519 | 519 | 289 | 289 |
| GREECE | 53 103 | 118 091 | 4 962 | 12 044 | 2 732 | 6 505 |
| USSR | | 3 000 | | 467 | | 248 |
| POLAND | 15 150 | 18 350 | 2 880 | 3 709 | 1 586 | 2 026 |
| HUNGARY | | 14 800 | | 1 204 | | 638 |
| RUMANIA | | 132 010 | | 37 770 | | 20 342 |
| BULGARIA | 12 838 | 55 769 | 1 182 | 11 061 | 648 | 5 970 |
| CANARY IS | 2 608 | 9 145 | 180 | 628 | 100 | 340 |
| MOROCCO | 820 | 2 616 | 141 | 383 | 77 | 206 |
| ALGERIA | 135 238 | 253 884 | 17 055 | 31 884 | 9 393 | 17 349 |
| LIBYA | 58 253 | 131 612 | 7 796 | 17 979 | 4 280 | 9 661 |
| EGYPT | 20 180 | 30 875 | 6 604 | 10 046 | 3 611 | 5 458 |
| SUDAN | 4 000 | 9 500 | 1 341 | 3 161 | 733 | 1 703 |
| MAURITANIA | 15 620 | 35 321 | 1 855 | 4 339 | 1 016 | 2 347 |
| MALI | | 2 810 | | 1 019 | | 539 |
| UPPER VOLTA | | 2 500 | | 843 | | 453 |
| NIGER | | 1 050 | | 357 | | 192 |
| CHAD | | 1 710 | | 485 | | 261 |
| CAPE VERDE | | 1 473 | | 416 | | 223 |
| SENEGAL | 881 | 15 059 | 249 | 5 039 | 136 | 2 692 |
| GAMBIA | 738 | 788 | 90 | 107 | 49 | 58 |
| GUIN BISSAU | | 200 | | 73 | | 39 |
| REP GUINEA | | 2 500 | | 875 | | 471 |
| SIERRA LEONE | 740 | 11 951 | 110 | 3 890 | 60 | 2 096 |
| LIBERIA | 881 | 3 190 | 126 | 486 | 69 | 260 |
| GHANA | 26 500 | 30 753 | 8 761 | 10 076 | 4 795 | 5 502 |
| BENIN | | 626 | | 188 | | 101 |
| NIGERIA | 92 103 | 249 530 | 17 333 | 49 051 | 9 547 | 26 428 |
| ZAIRE | 558 | 14 973 | 175 | 3 876 | 98 | 2 082 |
| RWANDA | | 906 | | 300 | | 161 |
| BURUNDI | | 1 800 | | 600 | | 317 |
| ANGOLA | | 3 005 | | 903 | | 479 |
| ETHIOPIA | 2 002 | 25 502 | 606 | 8 923 | 332 | 4 795 |
| DJIBOUTI | 729 | 2 405 | 73 | 596 | 39 | 318 |
| SOMALIA | 10 000 | 23 800 | 3 481 | 8 344 | 1 939 | 4 536 |
| UGANDA | 1 505 | 7 780 | 507 | 1 636 | 277 | 871 |
| TANZANIA | 20 040 | 25 144 | 6 606 | 8 265 | 3 611 | 4 503 |
| SEYCHELLES | | 500 | | 166 | | 88 |
| MOZAMBIQUE | | 1 370 | | 391 | | 207 |
| MADAGASCAR | | 2 660 | | 893 | | 479 |
| COMORO IS | 4 000 | 4 500 | 1 629 | 1 795 | 901 | 990 |
| ZAMBIA | 500 | 975 | 166 | 318 | 91 | 172 |
| REP S AFRICA | 1 200 | 2 690 | 153 | 305 | 84 | 166 |
| BOTSWANA | 500 | 2 050 | 223 | 740 | 122 | 400 |
| LESOTHO | | 200 | | 61 | | 33 |
| BERMUDA | 781 | 1 249 | 83 | 131 | 46 | 72 |
| CUBA | 50 000 | 50 000 | 16 489 | 16 489 | 9 014 | 9 014 |
| REP HAITI | 1 571 | 2 331 | 297 | 404 | 163 | 220 |
| BAHAMAS | 354 | 1 037 | 36 | 182 | 20 | 97 |
| AM VIRGIN IS | | 4 769 | | 523 | | 281 |
| MARTINIQUE | | 732 | | 100 | | 54 |
| JAMAICA | | 11 000 | | 3 765 | | 2 021 |
| TRINIDAD TOB | 1 522 | 3 148 | 124 | 290 | 68 | 156 |
| NETH ANTILL | 1 470 | 2 661 | 156 | 283 | 86 | 154 |
| COLOMBIA | 751 | 751 | 91 | 91 | 50 | 50 |
| VENEZUELA | 2 860 | 7 791 | 866 | 1 711 | 473 | 927 |
| GUYANA | | 8 146 | | 1 556 | | 834 |
| PERU | 5 050 | 5 050 | 1 877 | 1 877 | 1 027 | 1 027 |
| BRAZIL | 8 430 | 8 430 | 1 016 | 1 016 | 558 | 558 |
| CHILE | 5 900 | 44 710 | 1 976 | 14 943 | 1 100 | 8 073 |
| BOLIVIA | | 1 950 | | 414 | | 223 |
| PARAGUAY | | 500 | | 169 | | 91 |
| URUGUAY | | 3 000 | | 842 | | 442 |
| ARGENTINA | | 6 030 | | 1 259 | | 665 |
| CYPRUS | | 475 | | 60 | | 32 |
| LEBANON | 300 | 4 800 | 30 | 1 543 | 16 | 831 |
| SYRIA | 17 230 | 41 860 | 5 428 | 13 195 | 2 985 | 7 138 |
| IRAQ | 2 250 | 2 252 | 1 088 | 1 090 | 606 | 607 |
| ISRAEL | 2 700 | 7 225 | 898 | 1 541 | 491 | 833 |
| JORDAN | 1 765 | 38 175 | 473 | 11 743 | 259 | 6 270 |
| SAUDI ARABIA | 43 061 | 112 488 | 9 048 | 24 182 | 4 979 | 13 048 |
| KUWAIT | 5 484 | 11 264 | 754 | 1 524 | 411 | 819 |
| BAHRAIN | 877 | 3 550 | 134 | 498 | 74 | 267 |
| QATAR | 415 | 789 | 25 | 61 | 13 | 33 |
| ARAB EMIRAT | 4 622 | 12 829 | 364 | 1 130 | 200 | 605 |
| OMAN | 1 145 | 11 317 | 177 | 1 475 | 98 | 788 |
| NORTH YEMEN | 1 155 | 2 241 | 155 | 359 | 85 | 193 |
| SOUTH YEMEN | 2 500 | 15 189 | 819 | 4 456 | 449 | 2 384 |

6 IMPORTS AND EXPORTS (SPECIAL TRADE) BY GROUPS OF THE SITC AND BY COUNTRIES OF PRODUCTION AND CONSUMPTION 1979

| GROUP COUNTRY | DT = 100 KG | | 1 000 DM | | 1 000 \$ | |
|---------------------|-------------|-----------|-----------|-----------|-----------|----------|
| | JULY/SEPT | JAN/SEPT | JULY/SEPT | JAN/SEPT | JULY/SEPT | JAN/SEPT |
| PAKISTAN | 12 021 | 19 900 | 4 486 | 5 591 | 2 464 | 3 052 |
| INDIA | 74 600 | 125 707 | 24 333 | 40 256 | 13 314 | 21 835 |
| BANGLADESH | 3 613 | 3 863 | 334 | 356 | 183 | 195 |
| SRI LANKA | 100 | 8 850 | 16 | 1 230 | 9 | 659 |
| BURMA | 1 | 1 004 | 1 | 353 | | 186 |
| THAILAND | 7 300 | 13 300 | 2 740 | 4 586 | 1 498 | 2 478 |
| LAOS | 1 750 | 3 500 | 671 | 1 341 | 368 | 724 |
| VIETNAM | | 68 500 | | 25 308 | | 13 497 |
| INDONESIA | 3 500 | 9 453 | 1 164 | 2 740 | 648 | 1 494 |
| PHILIPPINES | 4 700 | 15 150 | 1 111 | 2 488 | 607 | 1 347 |
| P. REP. CHINA | 1 500 | 3 500 | 222 | 554 | 124 | 304 |
| SOUTH KOREA | | 1 604 | | 132 | | 70 |
| JAPAN | 14 570 | 194 640 | 1 232 | 23 542 | 681 | 12 500 |
| TAIWAN | 6 200 | 10 200 | 569 | 918 | 311 | 498 |
| HONG KONG | 5 577 | 13 148 | 1 009 | 2 336 | 555 | 1 256 |
| 023 BUTTER | | | | | | |
| IMPORTS | 190 302 | 380 174 | 131 539 | 262 386 | 72 249 | 141 865 |
| FRANCE | 4 456 | 7 122 | 3 374 | 5 470 | 1 855 | 2 971 |
| BELGIUM LUX | 6 270 | 15 269 | 3 143 | 7 452 | 1 732 | 4 026 |
| NETHERLANDS | 137 372 | 266 523 | 94 375 | 182 657 | 51 831 | 98 778 |
| ITALY | 200 | 200 | 130 | 130 | 71 | 71 |
| UNTD KINGDOM | 2 273 | 2 473 | 1 563 | 1 670 | 857 | 915 |
| IRISH REP | 22 118 | 36 693 | 15 951 | 26 893 | 8 749 | 14 559 |
| DENMARK | 17 606 | 51 669 | 13 001 | 37 990 | 7 153 | 20 478 |
| POLAND | | 213 | | 118 | | 64 |
| EXPORTS | 319 576 | 1 128 397 | 125 407 | 494 291 | 68 952 | 266 083 |
| FRANCE | 41 956 | 160 469 | 13 758 | 61 113 | 7 560 | 32 894 |
| BELGIUM LUX | 132 035 | 411 149 | 57 349 | 206 534 | 31 518 | 111 227 |
| NETHERLANDS | 39 157 | 148 626 | 15 478 | 61 629 | 8 534 | 33 111 |
| ITALY | 36 743 | 130 939 | 21 001 | 71 109 | 11 552 | 38 278 |
| UNTD KINGDOM | 6 513 | 65 643 | 2 310 | 32 716 | 1 274 | 17 599 |
| IRISH REP | 1 378 | 2 622 | 665 | 1 177 | 363 | 638 |
| DENMARK | 1 | 10 081 | 2 | 3 765 | | 2 023 |
| SWITZERLAND | 277 | 18 456 | 86 | 4 043 | 48 | 2 185 |
| AUSTRIA | 995 | 1 195 | 225 | 272 | 123 | 148 |
| MALTA | | 500 | | 111 | | 59 |
| GREECE | 2 595 | 5 565 | 627 | 1 291 | 345 | 698 |
| TURKEY | 272 | 2 318 | 77 | 738 | 42 | 399 |
| USSR | | 5 000 | | 1 137 | | 611 |
| POLAND | 20 213 | 39 188 | 4 312 | 8 364 | 2 360 | 4 496 |
| CANARY IS | 136 | 544 | 36 | 155 | 20 | 84 |
| MOROCCO | | 12 000 | | 9 384 | | 5 055 |
| LIBYA | 2 009 | 4 669 | 526 | 1 180 | 288 | 640 |
| EGYPT | 636 | 11 456 | 144 | 3 186 | 79 | 1 719 |
| UGANDA | | 2 000 | | 601 | | 325 |
| REP. HAITI | | 3 000 | | 895 | | 482 |
| GUYANA | | 250 | | 73 | | 40 |
| CHILE | 5 479 | 8 861 | 1 408 | 2 268 | 773 | 1 230 |
| CYPRUS | 871 | 1 112 | 197 | 264 | 108 | 143 |
| LEBANON | 1 220 | 4 378 | 258 | 1 175 | 142 | 636 |
| SYRIA | 5 120 | 25 038 | 1 526 | 7 534 | 838 | 4 051 |
| IRAN | 16 114 | 34 800 | 3 790 | 8 307 | 2 086 | 4 482 |
| JORDAN | 637 | 1 428 | 183 | 379 | 101 | 207 |
| SAUDI ARABIA | 398 | 1 080 | 87 | 318 | 49 | 175 |
| KUWAIT | 538 | 1 450 | 119 | 351 | 66 | 190 |
| NORTH YEMEN | 3 629 | 4 536 | 1 013 | 1 265 | 558 | 691 |
| PAKISTAN | | 6 905 | | 1 948 | | 1 029 |
| INDIA | | 1 500 | | 430 | | 226 |
| BANGLADESH | | 200 | | 67 | | 36 |
| SOUTH KOREA | 90 | 205 | 87 | 194 | 47 | 105 |
| 024 CHEESE AND CURD | | | | | | |
| IMPORTS | 570 472 | 1 627 240 | 354 417 | 1 013 763 | 195 146 | 546 880 |
| FRANCE | 137 410 | 407 784 | 112 898 | 334 681 | 62 134 | 180 386 |
| BELGIUM LUX | 10 806 | 29 027 | 7 368 | 19 996 | 4 059 | 10 802 |
| NETHERLANDS | 287 251 | 794 002 | 145 883 | 399 963 | 80 356 | 215 905 |
| ITALY | 9 479 | 27 994 | 8 295 | 25 120 | 4 558 | 13 537 |
| UNTD KINGDOM | 1 421 | 3 493 | 817 | 2 025 | 451 | 1 094 |
| IRISH REP | 75 | 269 | 42 | 148 | 23 | 82 |
| DENMARK | 87 114 | 256 009 | 51 663 | 151 078 | 28 471 | 81 542 |
| NORWAY | 2 204 | 6 625 | 1 041 | 2 992 | 574 | 1 617 |
| SWEDEN | 3 | 240 | 1 | 66 | | 33 |
| SWITZERLAND | 22 439 | 61 614 | 20 085 | 59 333 | 11 039 | 31 981 |
| AUSTRIA | 1 099 | 3 574 | 490 | 1 645 | 268 | 884 |
| POLAND | 685 | 1 911 | 139 | 406 | 76 | 219 |
| CZECHOSLOVAKIA | 13 | 321 | 5 | 78 | 3 | 42 |
| HUNGARY | 350 | 1 749 | 213 | 828 | 117 | 448 |
| RUMANIA | | 1 103 | | 343 | | 185 |
| BULGARIA | 9 344 | 23 649 | 5 326 | 13 365 | 2 934 | 7 213 |
| NEW ZEALAND | 658 | 7 598 | 84 | 1 528 | 46 | 819 |

6 IMPORTS AND EXPORTS (SPECIAL TRADE) BY GROUPS OF THE SITC AND BY COUNTRIES OF PRODUCTION AND CONSUMPTION 1979

| GROUP COUNTRY | DT = 100 KG | | 1 000 DM | | 1 000 \$ | |
|------------------|-------------|-----------|-----------|----------|-----------|----------|
| | JULY/SEPT | JAN/SEPT | JULY/SEPT | JAN/SEPT | JULY/SEPT | JAN/SEPT |
| EXPORTS | 459 425 | 1 364 737 | 239 406 | 707 791 | 131 804 | 381 687 |
| FRANCE | 18 345 | 72 509 | 11 150 | 43 576 | 6 149 | 23 461 |
| BELGIUM LUX | 34 751 | 118 877 | 21 728 | 72 340 | 11 968 | 38 968 |
| NETHERLANDS | 8 714 | 26 984 | 3 787 | 11 619 | 2 086 | 6 254 |
| ITALY | 288 936 | 843 046 | 158 995 | 453 866 | 87 543 | 244 879 |
| UNTD KINGDOM | 19 544 | 71 728 | 10 585 | 35 766 | 5 818 | 19 230 |
| IRISH REP | 176 | 623 | 212 | 655 | 118 | 353 |
| DENMARK | 1 085 | 4 534 | 747 | 3 160 | 413 | 1 698 |
| NORWAY | 87 | 231 | 73 | 191 | 39 | 101 |
| SWEDEN | 738 | 2 295 | 510 | 1 550 | 280 | 836 |
| SWITZERLAND | 2 519 | 7 871 | 1 610 | 4 928 | 887 | 2 661 |
| AUSTRIA | 9 497 | 25 672 | 5 519 | 14 776 | 3 039 | 7 972 |
| SPAIN | 3 836 | 12 785 | 2 008 | 6 384 | 1 104 | 3 439 |
| VATICAN CITY | 203 | 751 | 79 | 303 | 43 | 164 |
| MALTA | 459 | 2 069 | 191 | 759 | 105 | 407 |
| GREECE | 8 829 | 20 829 | 2 732 | 6 447 | 1 503 | 3 482 |
| POLAND | 3 402 | 3 402 | 1 167 | 1 167 | 643 | 643 |
| CZECHOSLOVA | | 210 | | 134 | | 73 |
| CANARY IS | 305 | 1 525 | 144 | 785 | 80 | 426 |
| CEUTA MEL | 37 | 238 | 14 | 97 | 8 | 52 |
| LIBYA | 2 304 | 6 156 | 1 157 | 2 988 | 638 | 1 621 |
| EGYPT | 601 | 2 115 | 216 | 1 420 | 120 | 766 |
| LIBERIA | 319 | 689 | 144 | 325 | 80 | 174 |
| NIGERIA | 2 | 119 | 3 | 71 | 1 | 38 |
| REP S AFRICA | 130 | 324 | 65 | 161 | 36 | 84 |
| USA | 5 648 | 14 596 | 2 458 | 6 252 | 1 352 | 3 372 |
| CANADA | 3 139 | 9 034 | 1 283 | 3 966 | 706 | 2 139 |
| MEXICO | 11 | 59 | 19 | 80 | 10 | 43 |
| NETH ANTILL | 51 | 161 | 18 | 60 | 10 | 32 |
| VENEZUELA | 155 | 315 | 99 | 182 | 55 | 98 |
| CHILE | 300 | 470 | 63 | 108 | 35 | 59 |
| ARGENTINA | 1 068 | 1 377 | 453 | 582 | 247 | 317 |
| CYPRUS | 323 | 592 | 115 | 230 | 64 | 127 |
| LEBANON | 1 539 | 3 597 | 542 | 1 336 | 298 | 723 |
| SYRIA | 1 373 | 3 464 | 523 | 1 328 | 287 | 718 |
| IRAQ | | 323 | | 73 | | 39 |
| IRAN | 25 366 | 56 776 | 5 036 | 11 675 | 2 765 | 6 297 |
| JORDAN | 285 | 926 | 135 | 381 | 73 | 207 |
| SAUDI ARABIA | 2 365 | 11 428 | 940 | 4 571 | 518 | 2 450 |
| KUWAIT | 5 425 | 14 242 | 1 881 | 5 334 | 1 038 | 2 890 |
| BAHRAIN | 309 | 1 439 | 146 | 611 | 81 | 332 |
| QATAR | 1 077 | 2 607 | 500 | 1 219 | 273 | 656 |
| ARAB EMIRAT | 1 010 | 2 962 | 404 | 1 254 | 222 | 674 |
| OMAN | 211 | 323 | 104 | 157 | 58 | 86 |
| NORTH YEMEN | | 204 | | 88 | | 47 |
| JAPAN | 2 954 | 9 050 | 736 | 1 946 | 401 | 1 043 |
| AUSTRALIA | 1 618 | 4 191 | 940 | 2 429 | 517 | 1 311 |
| NEW ZEALAND | 22 | 72 | 26 | 63 | 14 | 35 |

025 EGGS,BIRDS,FRESH,PRSRVD

| | | | | | | |
|--------------|---------|-----------|---------|---------|--------|---------|
| IMPORTS | 683 084 | 2 227 413 | 130 840 | 446 906 | 72 038 | 240 672 |
| FRANCE | 4 891 | 27 137 | 1 459 | 7 197 | 806 | 3 856 |
| BELGIUM LUX | 96 525 | 360 553 | 18 139 | 70 301 | 9 986 | 37 815 |
| NETHERLANDS | 531 156 | 1 661 067 | 102 089 | 336 231 | 56 210 | 181 146 |
| ITALY | 583 | 5 128 | 275 | 1 474 | 152 | 797 |
| UNTD KINGDOM | 47 385 | 156 057 | 7 271 | 24 372 | 3 999 | 13 118 |
| DENMARK | 820 | 11 932 | 406 | 3 656 | 224 | 1 642 |
| SWEDEN | | 177 | | 101 | | 53 |
| FINLAND | 176 | 920 | 14 | 77 | 8 | 41 |
| CZECHOSLOVA | | 639 | | 311 | | 168 |
| HUNGARY | 19 | 82 | 15 | 96 | | 50 |
| USA | 173 | 794 | 248 | 1 077 | 135 | 576 |
| CANADA | 704 | 1 923 | 813 | 2 279 | 448 | 1 229 |
| P REP CHINA | 20 | 100 | 12 | 67 | 7 | 36 |
| JAPAN | 38 | 100 | 28 | 90 | 16 | 49 |
| TAIWAN | 73 | 238 | 35 | 117 | 19 | 62 |
| EXPORTS | 63 270 | 182 822 | 12 415 | 35 945 | 6 831 | 19 395 |
| FRANCE | 3 842 | 13 138 | 617 | 2 104 | 340 | 1 132 |
| BELGIUM LUX | 175 | 799 | 75 | 404 | 41 | 217 |
| NETHERLANDS | 5 618 | 19 224 | 838 | 2 995 | 462 | 1 613 |
| ITALY | 4 855 | 9 529 | 2 146 | 4 747 | 1 178 | 2 566 |
| UNTD KINGDOM | 2 820 | 6 361 | 765 | 2 113 | 419 | 1 139 |
| DENMARK | 1 477 | 14 041 | 575 | 3 223 | 316 | 1 730 |
| SWITZERLAND | 20 436 | 44 019 | 2 691 | 5 999 | 1 483 | 3 251 |
| AUSTRIA | 17 496 | 62 549 | 3 285 | 11 782 | 1 807 | 6 340 |
| YUGOSLAVIA | 5 | 23 | 13 | 60 | 7 | 32 |
| SUDAN | 123 | 266 | 97 | 191 | 52 | 103 |
| USA | 13 | 666 | 6 | 111 | 3 | 59 |
| ARGENTINA | 5 801 | 5 801 | 835 | 835 | 463 | 463 |
| IRAQ | 53 | 137 | 130 | 330 | 71 | 178 |
| IRAN | 454 | 485 | 243 | 285 | 134 | 158 |
| ISRAEL | | 2 996 | | 322 | | 174 |
| ARAB EMIRAT | | 2 119 | | 197 | | 107 |

6 IMPORTS AND EXPORTS (SPECIAL TRADE) BY GROUPS OF THE SITC AND BY COUNTRIES OF PRODUCTION AND CONSUMPTION 1979

| GROUP COUNTRY | DT = 100 KG | | 1 000 DM | | 1 000 \$ | |
|---------------------------------|-------------|-----------|-----------|----------|-----------|----------|
| | JULY/SEPT | JAN/SEPT | JULY/SEPT | JAN/SEPT | JULY/SEPT | JAN/SEPT |
| 034 FISH FRESH, CHILLED, FROZEN | | | | | | |
| IMPORTS | 531 768 | 1 775 065 | 156 513 | 490 917 | 86 088 | 264 522 |
| FRANCE | 17 617 | 125 795 | 6 568 | 35 255 | 3 615 | 18 958 |
| BELGIUM LUX | 4 498 | 11 165 | 2 319 | 6 792 | 1 271 | 3 656 |
| NETHERLANDS | 33 202 | 138 874 | 10 970 | 38 288 | 6 040 | 20 613 |
| ITALY | 6 766 | 30 203 | 2 261 | 10 526 | 1 244 | 5 655 |
| UNTD KINGDOM | 5 845 | 44 006 | 1 490 | 6 872 | 816 | 3 694 |
| IRISH REP | 6 705 | 23 272 | 1 432 | 4 917 | 789 | 2 642 |
| DENMARK | 227 286 | 620 359 | 66 260 | 182 379 | 36 391 | 98 333 |
| ICELAND | 23 932 | 82 548 | 4 014 | 13 902 | 2 224 | 7 504 |
| FAROE IS | 19 985 | 66 123 | 5 103 | 15 874 | 2 800 | 8 556 |
| NORWAY | 17 506 | 78 254 | 9 867 | 28 376 | 5 426 | 15 287 |
| SWEDEN | 11 854 | 31 719 | 4 911 | 8 647 | 2 702 | 4 690 |
| FINLAND | 1 988 | 5 269 | 172 | 472 | 95 | 254 |
| SWITZERLAND | 427 | 559 | 297 | 404 | 162 | 218 |
| AUSTRIA | 58 | 412 | 74 | 499 | 41 | 264 |
| SPAIN | 321 | 932 | 44 | 110 | 24 | 59 |
| YUGOSLAVIA | 614 | 5 972 | 207 | 1 906 | 113 | 1 022 |
| GREECE | 172 | 677 | 63 | 821 | 33 | 437 |
| TURKEY | 27 | 383 | 27 | 316 | 14 | 168 |
| USSR | 11 572 | 25 043 | 792 | 1 731 | 436 | 933 |
| POLAND | 3 577 | 16 729 | 2 277 | 5 919 | 1 256 | 3 195 |
| CZECHOSLOVA | 295 | 4 648 | 203 | 1 765 | 112 | 947 |
| HUNGARY | 1 606 | 7 689 | 840 | 3 731 | 462 | 2 005 |
| RUMANIA | | 320 | | 302 | | 160 |
| CANARY IS | | 1 075 | | 177 | | 97 |
| MOROCCO | 37 | 76 | 50 | 114 | 28 | 61 |
| SENEGAL | 486 | 1 603 | 356 | 1 177 | 197 | 633 |
| IVORY COAST | 103 | 103 | 72 | 72 | 40 | 40 |
| NIGERIA | | 8 | 10 | 171 | 6 | 92 |
| ZAIRE | 1 | 2 | 27 | 65 | 15 | 34 |
| BURUNDI | | 1 | 13 | 71 | 7 | 38 |
| KENYA | | 3 | 16 | 70 | 9 | 39 |
| MALAWI | 3 | 8 | 59 | 128 | 32 | 69 |
| REP S AFRICA | 1 741 | 2 745 | 552 | 814 | 303 | 444 |
| USA | 42 941 | 90 610 | 11 647 | 26 821 | 6 431 | 14 529 |
| CANADA | 45 657 | 234 132 | 10 477 | 51 364 | 5 767 | 27 601 |
| GREENLAND | 313 | 567 | 282 | 380 | 157 | 209 |
| CUBA | | 192 | | 58 | | 31 |
| NETH ANTILL | 3 | 6 | 40 | 90 | 22 | 48 |
| COLOMBIA | 7 | 36 | 116 | 635 | 65 | 342 |
| PERU | 9 311 | 17 203 | 1 189 | 2 409 | 655 | 1 305 |
| BRAZIL | 45 | 80 | 386 | 1 245 | 214 | 673 |
| CHILE | 2 649 | 4 649 | 329 | 581 | 180 | 314 |
| ARGENTINA | 29 172 | 87 737 | 6 534 | 18 490 | 3 491 | 9 967 |
| IRAN | 20 | 382 | 13 | 324 | 7 | 170 |
| ISRAEL | 56 | 463 | 25 | 256 | 15 | 133 |
| PAKISTAN | 57 | 396 | 29 | 191 | 15 | 102 |
| SRI LANKA | 10 | 37 | 100 | 428 | 55 | 232 |
| THAILAND | 20 | 148 | 281 | 994 | 154 | 534 |
| INDONESIA | 16 | 58 | 226 | 791 | 123 | 424 |
| SINGAPORE | 145 | 460 | 1 877 | 6 024 | 1 034 | 3 250 |
| PHILIPPINES | 16 | 50 | 202 | 655 | 111 | 352 |
| JAPAN | 2 085 | 6 488 | 768 | 3 101 | 432 | 1 662 |
| TAIWAN | 50 | 331 | 30 | 170 | 17 | 94 |
| HONG KONG | 20 | 118 | 309 | 964 | 170 | 520 |
| AUSTRALIA | 48 | 608 | 54 | 572 | 29 | 308 |
| NEW ZEALAND | 791 | 2 936 | 368 | 1 429 | 204 | 774 |
| EXPORTS | 174 894 | 565 270 | 60 219 | 162 961 | 33 157 | 87 968 |
| FRANCE | 51 438 | 123 115 | 19 410 | 44 623 | 10 703 | 24 162 |
| BELGIUM LUX | 21 648 | 64 821 | 8 244 | 25 156 | 4 546 | 13 559 |
| NETHERLANDS | 10 855 | 41 094 | 4 799 | 15 027 | 2 642 | 8 081 |
| ITALY | 5 360 | 23 181 | 1 767 | 9 031 | 974 | 4 856 |
| UNTD KINGDOM | 44 904 | 93 492 | 16 559 | 29 643 | 9 109 | 16 077 |
| IRISH REP | 167 | 341 | 65 | 82 | 36 | 45 |
| DENMARK | 5 066 | 27 576 | 875 | 4 786 | 482 | 2 569 |
| NORWAY | 1 | 789 | 3 | 60 | 2 | 33 |
| SWEDEN | 1 011 | 2 868 | 466 | 1 267 | 255 | 685 |
| SWITZERLAND | 1 396 | 4 336 | 1 022 | 3 081 | 563 | 1 663 |
| AUSTRIA | 6 367 | 21 620 | 3 204 | 10 293 | 1 754 | 5 545 |
| SPAIN | 417 | 833 | 76 | 156 | 42 | 85 |
| YUGOSLAVIA | 587 | 11 720 | 66 | 1 402 | 36 | 754 |
| GREECE | 218 | 4 200 | 30 | 608 | 16 | 323 |
| POLAND | | 128 | | 402 | | 211 |
| CZECHOSLOVA | 17 758 | 112 709 | 1 979 | 12 147 | 1 089 | 6 519 |
| NIGERIA | | 10 312 | | 657 | | 353 |
| REP S AFRICA | 174 | 413 | 43 | 99 | 23 | 54 |
| USA | 1 086 | 4 445 | 388 | 1 351 | 213 | 725 |
| CYPRUS | 815 | 3 785 | 111 | 504 | 61 | 271 |
| ISRAEL | 5 378 | 11 510 | 931 | 1 867 | 511 | 1 015 |
| JAPAN | | 1 390 | 77 | 455 | 43 | 242 |

6 IMPORTS AND EXPORTS (SPECIAL TRADE) BY GROUPS OF THE SITC AND BY COUNTRIES OF PRODUCTION AND CONSUMPTION 1979

| GROUP COUNTRY | DT = 100 KG | | 1 000 DM | | 1 000 \$ | |
|--------------------------------|-------------|----------|-----------|----------|-----------|----------|
| | JULY/SEPT | JAN/SEPT | JULY/SEPT | JAN/SEPT | JULY/SEPT | JAN/SEPT |
| 035 FISH SALTED, DRIED, SMOKED | | | | | | |
| IMPORTS | 57 933 | 182 947 | 22 741 | 73 586 | 12 527 | 39 728 |
| FRANCE | 473 | 3 209 | 323 | 1 776 | 177 | 954 |
| BELGIUM LUX | 77 | 389 | 66 | 362 | 37 | 194 |
| NETHERLANDS | 35 644 | 106 278 | 13 416 | 40 398 | 7 398 | 21 836 |
| UNTD KINGDOM | 20 | 214 | 68 | 218 | 38 | 117 |
| IRISH REP | 3 273 | 8 543 | 744 | 2 148 | 412 | 1 167 |
| DENMARK | 2 101 | 9 301 | 2 395 | 9 238 | 1 315 | 4 980 |
| ICELAND | 3 568 | 12 135 | 1 283 | 4 579 | 706 | 2 467 |
| FAROE IS | 4 356 | 11 016 | 1 074 | 3 451 | 589 | 1 861 |
| NORWAY | 4 824 | 19 493 | 2 093 | 6 911 | 1 155 | 3 719 |
| SWEDEN | 1 | 206 | 1 | 133 | 1 | 69 |
| SPAIN | 669 | 3 221 | 296 | 1 184 | 162 | 637 |
| USA | 9 | 431 | 18 | 360 | 10 | 194 |
| CANADA | 2 388 | 7 663 | 787 | 2 405 | 431 | 1 300 |
| ARGENTINA | 404 | 404 | 54 | 54 | 30 | 30 |
| HONG KONG | 25 | 31 | 50 | 87 | 28 | 47 |
| EXPORTS | 2 303 | 13 421 | 1 726 | 7 309 | 949 | 3 932 |
| FRANCE | 43 | 188 | 74 | 211 | 42 | 119 |
| BELGIUM LUX | 825 | 3 093 | 252 | 856 | 137 | 456 |
| NETHERLANDS | 192 | 595 | 96 | 230 | 52 | 124 |
| ITALY | 617 | 2 303 | 376 | 1 347 | 208 | 725 |
| SWITZERLAND | 140 | 488 | 423 | 1 184 | 234 | 642 |
| AUSTRIA | 159 | 953 | 134 | 744 | 72 | 399 |
| SPAIN | | 342 | | 246 | | 133 |
| CZECHOSLOVA | | 601 | 2 | 155 | 2 | 84 |
| CONGO | | 730 | | 310 | | 167 |
| ZAIRE | 251 | 607 | 163 | 404 | 91 | 219 |
| BURUNDI | | 180 | | 80 | | 43 |
| MOZAMBIQUE | | 380 | | 171 | | 92 |
| JAMAICA | | 200 | | 89 | | 47 |
| ARGENTINA | 15 | 25 | 44 | 67 | 24 | 36 |
| BANGLADESH | | 600 | | 258 | | 140 |
| SRI LANKA | | 1 500 | | 645 | | 343 |
| SOUTH KOREA | 41 | 44 | 127 | 136 | 69 | 74 |
| 036 SHELL FISH FRESH, FROZEN | | | | | | |
| IMPORTS | 31 723 | 83 607 | 17 709 | 58 112 | 9 749 | 31 265 |
| FRANCE | 1 908 | 8 777 | 2 530 | 9 032 | 1 390 | 4 861 |
| BELGIUM LUX | 156 | 614 | 269 | 582 | 149 | 313 |
| NETHERLANDS | 4 199 | 12 483 | 1 609 | 5 982 | 883 | 3 219 |
| ITALY | 1 773 | 7 597 | 796 | 3 105 | 439 | 1 674 |
| UNTD KINGDOM | 556 | 1 848 | 987 | 3 053 | 544 | 1 643 |
| IRISH REP | 166 | 234 | 448 | 650 | 244 | 352 |
| DENMARK | 13 353 | 23 334 | 1 530 | 4 759 | 839 | 2 553 |
| ICELAND | 41 | 106 | 170 | 251 | 95 | 138 |
| NORWAY | 70 | 260 | 111 | 625 | 61 | 341 |
| AUSTRIA | | 358 | | 579 | | 305 |
| SPAIN | 885 | 3 937 | 317 | 1 216 | 176 | 654 |
| YUGOSLAVIA | 11 | 653 | 15 | 231 | 8 | 121 |
| TURKEY | 476 | 1 163 | 442 | 1 131 | 243 | 609 |
| POLAND | | 752 | | 306 | | 161 |
| CZECHOSLOVA | | 636 | | 240 | | 126 |
| HUNGARY | 3 | 616 | 3 | 231 | 1 | 121 |
| ROMANIA | 86 | 904 | 119 | 733 | 65 | 391 |
| SENEGAL | 304 | 627 | 541 | 1 003 | 297 | 542 |
| LIBERIA | 32 | 32 | 61 | 61 | 34 | 34 |
| KENYA | | 21 | | 65 | | 34 |
| MOZAMBIQUE | 43 | 108 | 49 | 147 | 28 | 79 |
| REP S AFRICA | 58 | 324 | 150 | 472 | 83 | 255 |
| USA | 2 067 | 3 381 | 683 | 1 270 | 377 | 688 |
| CANADA | 781 | 1 907 | 649 | 2 265 | 360 | 1 224 |
| CUBA | 13 | 193 | 33 | 347 | 19 | 185 |
| BRAZIL | 3 | 56 | 9 | 94 | 6 | 52 |
| ARGENTINA | 1 006 | 1 055 | 437 | 456 | 243 | 252 |
| KUWAIT | 4 | 30 | 13 | 69 | 6 | 36 |
| PAKISTAN | 46 | 158 | 72 | 276 | 40 | 150 |
| INDIA | 382 | 1 209 | 556 | 1 789 | 308 | 968 |
| BANGLADESH | 36 | 1 154 | 101 | 2 363 | 55 | 1 257 |
| THAILAND | 877 | 2 795 | 659 | 2 860 | 365 | 1 536 |
| INDONESIA | 291 | 1 123 | 547 | 2 369 | 301 | 1 273 |
| MALAYSIA | 200 | 285 | 177 | 303 | 97 | 165 |
| P REP CHINA | 1 619 | 3 972 | 3 261 | 8 110 | 1 794 | 4 375 |
| JAPAN | 27 | 101 | 76 | 299 | 40 | 161 |
| TAIWAN | 88 | 284 | 91 | 204 | 49 | 110 |
| HONG KONG | 68 | 164 | 93 | 211 | 51 | 112 |
| EXPORTS | 34 494 | 59 215 | 5 881 | 19 760 | 3 241 | 10 582 |
| FRANCE | 126 | 8 005 | 202 | 3 786 | 110 | 1 995 |
| BELGIUM LUX | 1 289 | 1 825 | 332 | 779 | 181 | 417 |
| NETHERLANDS | 31 342 | 45 065 | 4 410 | 12 855 | 2 430 | 6 907 |
| UNTD KINGDOM | 1 132 | 2 977 | 342 | 942 | 189 | 507 |
| DENMARK | 275 | 427 | 172 | 421 | 96 | 226 |
| SWEDEN | 68 | 68 | 94 | 94 | 52 | 52 |
| SWITZERLAND | 101 | 178 | 167 | 257 | 93 | 143 |

6 IMPORTS AND EXPORTS (SPECIAL TRADE) BY GROUPS OF THE SITC AND BY COUNTRIES OF PRODUCTION AND CONSUMPTION 1979

| GROUP COUNTRY | DT = 100 KG | | 1 000 DM | | 1 000 \$ | |
|------------------------------|-------------|----------|-----------|----------|-----------|----------|
| | JULY/SEPT | JAN/SEPT | JULY/SEPT | JAN/SEPT | JULY/SEPT | JAN/SEPT |
| AUSTRIA | 134 | 425 | 128 | 553 | 71 | 294 |
| 037 FISH ETC PREPD PRSVD NES | | | | | | |
| IMPORTS | 133 300 | 434 760 | 70 414 | 227 971 | 38 762 | 122 865 |
| FRANCE | 5 067 | 17 178 | 2 989 | 10 929 | 1 646 | 5 883 |
| BELGIUM LUX | 451 | 2 647 | 425 | 2 783 | 236 | 1 495 |
| NETHERLANDS | 17 073 | 50 700 | 8 898 | 25 637 | 4 899 | 13 833 |
| ITALY | 2 658 | 11 658 | 1 611 | 6 475 | 888 | 3 480 |
| UNTD KINGDOM | 802 | 2 379 | 1 150 | 3 045 | 632 | 1 641 |
| IRISH REP | 1 800 | 5 641 | 676 | 2 086 | 374 | 1 129 |
| DENMARK | 21 139 | 65 559 | 10 876 | 35 335 | 5 988 | 19 050 |
| ICELAND | 2 101 | 11 672 | 2 292 | 7 847 | 1 263 | 4 248 |
| NORWAY | 3 788 | 10 305 | 2 902 | 7 120 | 1 600 | 3 848 |
| SWEDEN | 1 035 | 3 168 | 523 | 1 909 | 288 | 1 027 |
| PORTUGAL | 7 576 | 29 383 | 4 563 | 17 351 | 2 510 | 9 347 |
| SPAIN | 2 999 | 9 741 | 2 362 | 7 398 | 1 299 | 3 990 |
| YUGOSLAVIA | 1 259 | 2 403 | 401 | 860 | 221 | 465 |
| GREECE | 1 780 | 5 728 | 697 | 2 304 | 384 | 1 241 |
| TURKEY | 9 | 122 | 27 | 184 | 15 | 98 |
| USSR | 529 | 3 335 | 1 725 | 6 414 | 948 | 3 446 |
| POLAND | 2 291 | 6 736 | 509 | 1 511 | 279 | 816 |
| RUMANIA | | 3 | | 83 | | 44 |
| MOROCCO | 3 504 | 13 626 | 1 941 | 7 551 | 1 069 | 4 069 |
| SENEGAL | 2 953 | 4 294 | 1 625 | 2 338 | 892 | 1 268 |
| IVORY COAST | 842 | 2 593 | 460 | 1 510 | 252 | 810 |
| GHANA | 1 083 | 1 771 | 601 | 980 | 329 | 531 |
| MAURITIUS | 1 215 | 2 058 | 317 | 814 | 173 | 439 |
| USA | 82 | 1 304 | 395 | 1 657 | 218 | 893 |
| CANADA | 12 557 | 50 391 | 4 427 | 16 773 | 2 434 | 9 016 |
| PERU | 204 | 514 | 73 | 182 | 40 | 98 |
| CHILE | 713 | 2 847 | 1 186 | 4 640 | 655 | 2 499 |
| IRAN | 33 | 102 | 843 | 2 578 | 462 | 1 388 |
| PAKISTAN | 605 | 2 250 | 414 | 1 355 | 227 | 728 |
| MALDIVES | 118 | 322 | 57 | 153 | 31 | 82 |
| THAILAND | 2 535 | 7 922 | 1 249 | 3 847 | 690 | 2 077 |
| MALAYSIA | 4 347 | 13 071 | 2 357 | 7 227 | 1 296 | 3 891 |
| PHILIPPINES | 133 | 518 | 59 | 241 | 33 | 132 |
| P REP CHINA | 54 | 209 | 24 | 134 | 12 | 72 |
| SOUTH KOREA | 2 533 | 6 272 | 938 | 2 558 | 521 | 1 384 |
| JAPAN | 2 844 | 9 135 | 1 542 | 4 826 | 846 | 2 599 |
| TAIWAN | 24 200 | 75 945 | 9 000 | 28 405 | 4 960 | 15 314 |
| AUSTRALIA | 94 | 187 | 154 | 302 | 84 | 163 |
| BRIT OCEANIA | 144 | 240 | 47 | 106 | 26 | 57 |
| FIJI | | 572 | | 376 | | 197 |
| EXPORTS | 69 725 | 205 262 | 39 291 | 118 783 | 21 635 | 64 025 |
| FRANCE | 9 013 | 32 001 | 5 342 | 17 567 | 2 947 | 9 475 |
| BELGIUM LUX | 8 288 | 24 271 | 7 007 | 19 629 | 3 860 | 10 584 |
| NETHERLANDS | 11 495 | 28 098 | 7 252 | 18 454 | 3 991 | 9 951 |
| ITALY | 11 844 | 54 261 | 6 069 | 27 365 | 3 347 | 14 698 |
| UNTD KINGDOM | 970 | 1 405 | 322 | 594 | 176 | 317 |
| IRISH REP | 6 | 419 | 3 | 232 | 2 | 126 |
| DENMARK | 1 234 | 3 116 | 792 | 2 110 | 435 | 1 135 |
| SWEDEN | 297 | 466 | 102 | 185 | 57 | 102 |
| FINLAND | 2 | 181 | 1 | 87 | | 48 |
| SWITZERLAND | 1 076 | 3 230 | 781 | 2 343 | 427 | 1 266 |
| AUSTRIA | 8 618 | 26 006 | 4 479 | 13 374 | 2 465 | 7 216 |
| SPAIN | 197 | 1 131 | 203 | 743 | 111 | 401 |
| GREECE | 294 | 490 | 323 | 812 | 179 | 443 |
| CZECHOSLOVA | 13 811 | 21 223 | 4 592 | 8 913 | 2 527 | 4 837 |
| HUNGARY | | 156 | | 87 | | 46 |
| CANARY IS | 21 | 86 | 11 | 73 | 5 | 37 |
| EGYPT | 16 | 118 | 9 | 60 | 6 | 32 |
| UPPER VOLTA | | 380 | | 140 | | 75 |
| NIGERIA | 39 | 99 | 22 | 64 | 12 | 33 |
| REP S AFRICA | 86 | 333 | 56 | 197 | 31 | 105 |
| USA | 646 | 1 937 | 288 | 960 | 158 | 515 |
| CANADA | 148 | 905 | 76 | 469 | 41 | 250 |
| COLOMBIA | 109 | 901 | 65 | 564 | 36 | 303 |
| VENEZUELA | 49 | 164 | 23 | 246 | 12 | 131 |
| BRAZIL | 28 | 65 | 333 | 464 | 185 | 254 |
| PARAGUAY | 21 | 71 | 25 | 96 | 14 | 52 |
| ARGENTINA | 245 | 468 | 157 | 316 | 86 | 170 |
| SAUDI ARABIA | 25 | 208 | 33 | 162 | 19 | 87 |
| KUWAIT | | 38 | 11 | 75 | 5 | 41 |
| JAPAN | 67 | 177 | 86 | 217 | 48 | 119 |
| HONG KONG | | 27 | 15 | 67 | 8 | 36 |
| AUSTRALIA | 831 | 2 292 | 609 | 1 603 | 336 | 872 |
| NEW ZEALAND | 97 | 140 | 50 | 76 | 28 | 42 |

6 IMPORTS AND EXPORTS (SPECIAL TRADE) BY GROUPS OF THE SITC AND BY COUNTRIES OF PRODUCTION AND CONSUMPTION 1979

| GROUP COUNTRY | DT = 100 KG | | 1 000 DM | | 1 000 \$ | |
|------------------------|-------------|-----------|-----------|----------|-----------|----------|
| | JULY/SEPT | JAN/SEPT | JULY/SEPT | JAN/SEPT | JULY/SEPT | JAN/SEPT |
| 041 WHEAT ETC UNMILLED | | | | | | |
| IMPORTS | 2 302 902 | 7 770 831 | 98 605 | 338 715 | 54 374 | 182 502 |
| FRANCE | 848 503 | 4 166 948 | 39 278 | 193 941 | 21 686 | 104 208 |
| BELGIUM LUX | 129 417 | 319 878 | 6 074 | 14 940 | 3 341 | 8 044 |
| NETHERLANDS | 428 993 | 1 232 283 | 19 504 | 56 866 | 10 791 | 30 669 |
| UNTD KINGDOM | 31 | 35 533 | 2 | 1 678 | 1 | 904 |
| DENMARK | 11 088 | 148 890 | 476 | 6 597 | 265 | 3 556 |
| SWEDEN | | 1 256 | | 61 | | 32 |
| USA | 705 915 | 1 310 747 | 25 657 | 44 729 | 14 104 | 24 367 |
| CANADA | 178 955 | 554 493 | 7 614 | 19 854 | 4 186 | 10 696 |
| EXPORTS | 780 306 | 2 757 291 | 35 518 | 126 719 | 19 545 | 68 200 |
| FRANCE | 59 819 | 208 462 | 3 326 | 12 230 | 1 824 | 6 560 |
| BELGIUM LUX | 1 900 | 15 170 | 112 | 812 | 62 | 434 |
| NETHERLANDS | 62 928 | 523 124 | 3 053 | 25 564 | 1 681 | 13 664 |
| ITALY | 2 710 | 31 513 | 145 | 1 709 | 80 | 913 |
| UNTD KINGDOM | 462 102 | 1 289 234 | 21 190 | 58 882 | 11 624 | 31 692 |
| IRISH REP | 26 000 | 67 200 | 1 198 | 3 476 | 659 | 1 863 |
| DENMARK | 7 106 | 29 261 | 334 | 1 651 | 184 | 878 |
| NORWAY | | 34 678 | | 1 763 | | 946 |
| POLAND | | 599 | | 96 | | 51 |
| CZECHOSLOVA | 42 000 | 42 012 | 1 197 | 1 198 | 667 | 668 |
| MAURITANIA | 35 000 | 35 000 | 1 489 | 1 489 | 829 | 829 |
| SENEGAL | 29 964 | 29 964 | 1 149 | 1 149 | 640 | 640 |
| ETHIOPIA | 49 994 | 49 994 | 2 262 | 2 262 | 1 259 | 1 259 |
| BANGLADESH | | 400 000 | | 14 338 | | 7 748 |
| 042 RICE | | | | | | |
| IMPORTS | 415 154 | 1 196 516 | 41 879 | 119 067 | 23 029 | 64 250 |
| FRANCE | 175 | 1 969 | 28 | 356 | 14 | 185 |
| BELGIUM LUX | 44 236 | 140 414 | 8 884 | 28 106 | 4 893 | 15 161 |
| NETHERLANDS | 1 153 | 13 256 | 182 | 1 380 | 101 | 737 |
| ITALY | 107 837 | 286 116 | 11 426 | 29 308 | 6 278 | 15 825 |
| SPAIN | 301 | 946 | 38 | 121 | 21 | 65 |
| USSR | 5 083 | 5 083 | 193 | 193 | 105 | 105 |
| USA | 96 353 | 330 789 | 8 265 | 26 360 | 4 549 | 14 234 |
| SURINAM | 70 089 | 182 499 | 6 081 | 15 699 | 3 342 | 8 465 |
| BRAZIL | 3 954 | 10 233 | 296 | 968 | 162 | 517 |
| URUGUAY | 27 084 | 78 260 | 2 038 | 5 530 | 1 125 | 2 987 |
| ARGENTINA | 37 218 | 118 175 | 2 723 | 8 738 | 1 493 | 4 715 |
| THAILAND | 13 560 | 20 200 | 961 | 1 461 | 530 | 795 |
| AUSTRALIA | 8 000 | 8 000 | 742 | 742 | 405 | 405 |
| EXPORTS | 99 715 | 283 429 | 10 923 | 35 874 | 6 017 | 19 366 |
| FRANCE | 5 308 | 14 375 | 754 | 2 237 | 415 | 1 207 |
| BELGIUM LUX | 1 463 | 32 952 | 255 | 5 835 | 140 | 3 153 |
| NETHERLANDS | 17 520 | 53 561 | 2 171 | 6 708 | 1 191 | 3 618 |
| ITALY | 176 | 1 818 | 27 | 173 | 16 | 92 |
| UNTD KINGDOM | 9 306 | 32 821 | 1 728 | 6 004 | 949 | 3 223 |
| DENMARK | 12 106 | 43 041 | 1 795 | 6 585 | 989 | 3 545 |
| NORWAY | 8 979 | 10 720 | 783 | 979 | 432 | 534 |
| SWEDEN | 1 837 | 6 057 | 209 | 717 | 114 | 384 |
| AUSTRIA | 12 842 | 27 299 | 1 141 | 2 518 | 629 | 1 365 |
| EGYPT | | 1 640 | | 159 | | 84 |
| UPPER VOLTA | 6 250 | 18 850 | 355 | 1 072 | 195 | 576 |
| CHAD | | 10 000 | | 631 | | 341 |
| CAPE VERDE | 22 809 | 22 809 | 1 563 | 1 563 | 870 | 870 |
| GHANA | 597 | 597 | 63 | 63 | 34 | 34 |
| KUWAIT | 183 | 677 | 22 | 90 | 12 | 48 |
| LAOS | | 5 000 | | 310 | | 168 |
| 043 BARLEY UNMILLED | | | | | | |
| IMPORTS | 3 063 448 | 7 835 595 | 116 134 | 320 960 | 64 089 | 173 288 |
| FRANCE | 811 651 | 2 643 537 | 36 189 | 117 779 | 19 945 | 63 399 |
| BELGIUM LUX | 21 230 | 130 359 | 941 | 5 713 | 524 | 3 058 |
| NETHERLANDS | 75 515 | 564 812 | 3 530 | 25 969 | 1 952 | 13 925 |
| UNTD KINGDOM | 512 239 | 1 288 346 | 22 431 | 54 740 | 12 389 | 29 677 |
| DENMARK | 723 434 | 1 826 492 | 29 679 | 80 184 | 16 481 | 43 392 |
| SWEDEN | 2 915 | 6 093 | 93 | 225 | 52 | 122 |
| SWITZERLAND | | 5 026 | | 227 | | 120 |
| CZECHOSLOVA | 9 988 | 10 003 | 190 | 191 | 104 | 105 |
| CANADA | 75 228 | 75 228 | 1 703 | 1 703 | 931 | 931 |
| AUSTRALIA | 831 238 | 1 285 418 | 21 377 | 34 208 | 11 711 | 18 548 |
| EXPORTS | 486 106 | 1 982 651 | 20 489 | 60 910 | 11 224 | 32 770 |
| FRANCE | 90 049 | 218 952 | 3 938 | 10 302 | 2 160 | 5 520 |
| BELGIUM LUX | 5 461 | 34 884 | 286 | 1 823 | 160 | 982 |
| NETHERLANDS | 13 522 | 135 463 | 613 | 6 160 | 337 | 3 312 |
| ITALY | 1 845 | 10 512 | 86 | 531 | 47 | 287 |
| UNTD KINGDOM | 200 | 12 407 | 15 | 514 | 8 | 273 |
| DENMARK | 290 290 | 290 857 | 11 669 | 11 715 | 6 385 | 6 410 |
| SWITZERLAND | 61 914 | 79 415 | 2 610 | 3 373 | 1 429 | 1 829 |
| AUSTRIA | 2 006 | 2 015 | 140 | 145 | 78 | 79 |

6 IMPORTS AND EXPORTS (SPECIAL TRADE) BY GROUPS OF THE SITC AND BY COUNTRIES OF PRODUCTION AND CONSUMPTION 1979

| GROUP COUNTRY | DT = 100 KG | | 1 000 DM | | 1 000 \$ | |
|---------------------------------|------------------|-------------------|----------------|----------------|----------------|----------------|
| | JULY/SEPT | JAN/SEPT | JULY/SEPT | JAN/SEPT | JULY/SEPT | JAN/SEPT |
| YUGOSLAVIA | 15 000 | 15 000 | 836 | 836 | 459 | 459 |
| POLAND | 398 | 137 326 | 55 | 3 912 | 30 | 2 090 |
| CZECHOSLOVA | 1 587 | 1 587 | 130 | 130 | 71 | 71 |
| HUNGARY | 3 331 | 1 039 671 | 65 | 21 282 | 35 | 11 356 |
| USA | | 4 020 | | 135 | | 73 |
| 044 MAIZE UNMILLED | | | | | | |
| IMPORTS | 7 427 332 | 19 226 034 | 218 201 | 626 062 | 119 864 | 337 927 |
| FRANCE | 1 189 392 | 5 087 687 | 54 982 | 272 522 | 30 255 | 146 466 |
| BELGIUM LUX | 36 | 1 105 | 2 | 167 | 1 | 92 |
| NETHERLANDS | 4 989 | 9 073 | 207 | 676 | 114 | 366 |
| ITALY | 476 | 2 959 | 23 | 275 | 13 | 149 |
| AUSTRIA | | 5 632 | | 1 061 | | 573 |
| YUGOSLAVIA | | 17 440 | | 3 571 | | 1 922 |
| HUNGARY | | 35 841 | | 5 138 | | 2 770 |
| RUMANIA | | 7 784 | | 896 | | 482 |
| REP S AFRICA | | 508 | | 160 | | 85 |
| USA | 5 959 727 | 13 668 419 | 156 021 | 331 195 | 85 632 | 179 355 |
| CANADA | 543 | 4 914 | 40 | 369 | 23 | 198 |
| URUGUAY | | 4 608 | | 172 | | 93 |
| ARGENTINA | 271 875 | 378 896 | 6 864 | 9 528 | 3 791 | 5 196 |
| ISRAEL | 241 | 892 | 44 | 259 | 25 | 140 |
| EXPORTS | 387 745 | 1 242 839 | 18 465 | 65 295 | 10 151 | 35 097 |
| FRANCE | 43 | 1 378 | 31 | 511 | 17 | 273 |
| BELGIUM LUX | 4 | 8 074 | 1 | 493 | | 262 |
| NETHERLANDS | 18 823 | 222 004 | 948 | 11 680 | 521 | 6 198 |
| ITALY | 23 | 377 | 10 | 136 | 6 | 75 |
| IRISH REP | | 312 | | 134 | | 71 |
| DENMARK | 322 316 | 934 684 | 15 427 | 45 254 | 8 480 | 24 420 |
| SWEDEN | 24 940 | 37 666 | 1 496 | 2 067 | 820 | 1 121 |
| AUSTRIA | 500 | 875 | 29 | 111 | 16 | 59 |
| YUGOSLAVIA | | 495 | | 375 | | 201 |
| USSR | | 14 264 | | 3 171 | | 1 674 |
| POLAND | | 453 | | 258 | | 140 |
| CZECHOSLOVA | 20 986 | 21 739 | 504 | 831 | 281 | 458 |
| HUNGARY | | 184 | | 146 | | 78 |
| 045 CEREALS NES UNMILLED | | | | | | |
| IMPORTS | 363 852 | 1 701 890 | 16 009 | 68 415 | 8 829 | 36 802 |
| FRANCE | 93 479 | 558 946 | 3 951 | 23 869 | 2 182 | 12 793 |
| BELGIUM LUX | 463 | 1 362 | 32 | 153 | 17 | 84 |
| NETHERLANDS | 91 552 | 430 659 | 3 863 | 18 000 | 2 124 | 9 644 |
| ITALY | 782 | 2 957 | 430 | 1 470 | 237 | 792 |
| UNTD KINGDOM | 528 | 1 197 | 280 | 743 | 154 | 401 |
| DENMARK | 68 852 | 92 304 | 3 031 | 4 090 | 1 684 | 2 248 |
| SWEDEN | | 4 547 | | 238 | | 129 |
| POLAND | 3 277 | 9 433 | 196 | 549 | 107 | 295 |
| HUNGARY | 4 164 | 13 454 | 217 | 709 | 119 | 382 |
| MOROCCO | | 9 943 | | 633 | | 334 |
| SUDAN | 5 229 | 27 789 | 250 | 1 398 | 138 | 744 |
| TANZANIA | 4 000 | 4 000 | 118 | 118 | 65 | 65 |
| USA | 16 273 | 46 120 | 741 | 2 155 | 408 | 1 169 |
| CANADA | 737 | 1 849 | 40 | 125 | 22 | 66 |
| BRAZIL | 6 359 | 12 323 | 246 | 487 | 136 | 262 |
| ARGENTINA | 52 027 | 142 139 | 1 612 | 4 467 | 885 | 2 412 |
| P REP CHINA | 2 491 | 6 272 | 588 | 1 585 | 324 | 857 |
| JAPAN | 125 | 135 | 54 | 55 | 30 | 31 |
| AUSTRALIA | 13 448 | 335 439 | 354 | 7 516 | 194 | 4 066 |
| EXPORTS | 573 115 | 2 307 434 | 15 706 | 52 135 | 8 616 | 27 904 |
| FRANCE | 13 538 | 13 887 | 661 | 700 | 369 | 389 |
| BELGIUM LUX | | 1 349 | | 77 | | 42 |
| NETHERLANDS | 8 966 | 10 936 | 466 | 643 | 254 | 349 |
| ITALY | 1 478 | 1 742 | 73 | 84 | 39 | 45 |
| UNTD KINGDOM | 23 712 | 55 041 | 1 047 | 2 344 | 574 | 1 259 |
| DENMARK | 20 869 | 65 758 | 1 023 | 3 415 | 564 | 1 831 |
| SWEDEN | 172 | 1 114 | 46 | 110 | 25 | 60 |
| FINLAND | 5 640 | 5 643 | 185 | 186 | 101 | 101 |
| SWITZERLAND | 5 360 | 10 267 | 154 | 437 | 84 | 234 |
| AUSTRIA | 197 | 1 379 | 20 | 146 | 11 | 78 |
| USSR | 198 | 5 258 | 17 | 440 | 9 | 237 |
| POLAND | 492 894 | 2 134 296 | 11 991 | 43 428 | 6 574 | 23 214 |
| CZECHOSLOVA | 38 | 443 | 15 | 80 | 8 | 42 |

6 IMPORTS AND EXPORTS (SPECIAL TRADE) BY GROUPS OF THE SITC AND BY COUNTRIES OF PRODUCTION AND CONSUMPTION 1979

| GROUP COUNTRY | DT = 100 KG | | 1 000 DM | | 1 000 \$ | |
|-------------------------------|-------------|-----------|-----------|----------|-----------|----------|
| | JULY/SEPT | JAN/SEPT | JULY/SEPT | JAN/SEPT | JULY/SEPT | JAN/SEPT |
| 046 WHEAT ETC MEAL OR FLOUR | | | | | | |
| IMPORTS | 188 833 | 575 152 | 14 034 | 43 789 | 7 730 | 23 606 |
| FRANCE | 143 835 | 458 173 | 11 242 | 36 154 | 6 194 | 19 484 |
| BELGIUM LUX | 22 438 | 56 775 | 1 360 | 3 484 | 749 | 1 887 |
| NETHERLANDS | 924 | 2 031 | 70 | 171 | 38 | 91 |
| ITALY | 14 837 | 49 600 | 1 083 | 3 527 | 596 | 1 899 |
| UNITED KINGDOM | 813 | 849 | 59 | 63 | 32 | 34 |
| USA | 530 | 1 311 | 58 | 137 | 34 | 76 |
| ARGENTINA | 5 248 | 5 248 | 136 | 136 | 74 | 74 |
| EXPORTS | 1 737 707 | 4 219 436 | 65 507 | 157 295 | 35 981 | 84 898 |
| FRANCE | 37 410 | 119 335 | 3 347 | 10 793 | 1 845 | 5 815 |
| BELGIUM LUX | 1 758 | 8 155 | 119 | 659 | 64 | 353 |
| NETHERLANDS | 17 132 | 98 309 | 1 337 | 7 008 | 737 | 3 771 |
| UNITED KINGDOM | 200 | 18 493 | 13 | 786 | 7 | 420 |
| DENMARK | 2 811 | 11 032 | 264 | 961 | 145 | 515 |
| SWITZERLAND | 477 | 1 408 | 42 | 136 | 24 | 74 |
| AUSTRIA | 635 | 8 709 | 77 | 477 | 43 | 255 |
| LIBYA | 5 000 | 28 010 | 219 | 963 | 122 | 524 |
| EGYPT | | 25 004 | | 941 | | 506 |
| SUDAN | 4 820 | 4 820 | 259 | 259 | 142 | 142 |
| GAMBIA | 1 990 | 9 110 | 78 | 388 | 43 | 205 |
| REP GUINEA | 8 245 | 13 245 | 410 | 658 | 225 | 357 |
| SIERRA LEONE | 9 485 | 15 982 | 341 | 540 | 188 | 295 |
| BURUNDI | | 8 992 | | 311 | | 164 |
| ANGOLA | | 20 941 | | 596 | | 321 |
| SOMALIA | | 224 900 | | 7 214 | | 3 861 |
| TANZANIA | | 63 473 | | 1 936 | | 1 027 |
| JAMAICA | 32 537 | 156 518 | 1 355 | 5 204 | 747 | 2 824 |
| BARBADOS | 181 | 14 012 | 7 | 524 | 4 | 280 |
| GRENADA | 1 808 | 7 231 | 75 | 215 | 42 | 117 |
| CHILE | 19 522 | 60 429 | 789 | 1 992 | 435 | 1 081 |
| BOLIVIA | | 1 993 | | 73 | | 39 |
| LEBANON | 14 540 | 38 025 | 631 | 1 708 | 346 | 917 |
| JORDAN | 29 736 | 39 736 | 1 529 | 1 997 | 847 | 1 095 |
| SAUDI ARABIA | 40 285 | 365 117 | 2 046 | 16 664 | 1 123 | 8 956 |
| NORTH YEMEN | 235 131 | 535 269 | 7 214 | 15 810 | 3 950 | 8 542 |
| SOUTH YEMEN | | 15 500 | | 606 | | 327 |
| SRI LANKA | 156 455 | 788 984 | 7 982 | 27 021 | 4 435 | 14 521 |
| BURMA | 34 560 | 34 560 | 1 352 | 1 352 | 739 | 739 |
| VIETNAM | 1 080 802 | 1 478 060 | 35 876 | 49 240 | 19 649 | 26 714 |
| 047 OTHER CEREAL MEALS, FLOUR | | | | | | |
| IMPORTS | 20 967 | 67 287 | 1 297 | 4 127 | 712 | 2 221 |
| FRANCE | 4 347 | 13 107 | 234 | 720 | 130 | 389 |
| BELGIUM LUX | 547 | 2 839 | 30 | 139 | 17 | 73 |
| NETHERLANDS | 11 133 | 38 430 | 650 | 2 270 | 357 | 1 222 |
| ITALY | 3 527 | 8 908 | 216 | 549 | 119 | 299 |
| USA | 1 113 | 3 424 | 119 | 343 | 64 | 185 |
| EXPORTS | 465 401 | 1 518 855 | 19 521 | 60 117 | 10 734 | 32 382 |
| 048 CEREAL ETC PREPARATIONS | | | | | | |
| IMPORTS | 1 026 966 | 2 934 911 | 164 188 | 494 667 | 90 411 | 266 589 |
| FRANCE | 329 037 | 932 515 | 34 619 | 97 285 | 19 066 | 52 476 |
| BELGIUM LUX | 138 959 | 465 051 | 24 978 | 77 786 | 13 748 | 41 897 |
| NETHERLANDS | 190 914 | 511 983 | 42 784 | 124 923 | 23 571 | 67 362 |
| ITALY | 122 562 | 412 906 | 20 096 | 67 455 | 11 060 | 36 332 |
| UNITED KINGDOM | 64 165 | 183 869 | 9 647 | 31 389 | 5 309 | 16 882 |
| DENMARK | 34 335 | 95 029 | 11 516 | 32 111 | 6 342 | 17 335 |
| NORWAY | 819 | 3 289 | 271 | 1 048 | 150 | 563 |
| SWEDEN | 15 191 | 50 926 | 3 796 | 12 498 | 2 084 | 6 724 |
| FINLAND | 3 028 | 8 904 | 767 | 2 183 | 423 | 1 178 |
| SWITZERLAND | 11 146 | 23 416 | 3 433 | 8 665 | 1 891 | 4 673 |

6 IMPORTS AND EXPORTS (SPECIAL TRADE) BY GROUPS OF THE SITC AND BY COUNTRIES OF PRODUCTION AND CONSUMPTION 1979

| GROUP COUNTRY | DT = 100 KG | | 1 000 DM | | 1 000 \$ | |
|------------------|-------------|-----------|-----------|----------|-----------|----------|
| | JULY/SEPT | JAN/SEPT | JULY/SEPT | JAN/SEPT | JULY/SEPT | JAN/SEPT |
| AUSTRIA | 23 830 | 80 076 | 7 648 | 29 067 | 4 202 | 15 606 |
| SPAIN | 86 | 763 | 29 | 244 | 16 | 132 |
| GREECE | 1 302 | 3 902 | 118 | 383 | 65 | 207 |
| TURKEY | 2 221 | 3 692 | 188 | 401 | 105 | 218 |
| POLAND | 3 781 | 10 867 | 384 | 1 047 | 212 | 565 |
| CZECHOSLOVA | 82 842 | 132 619 | 3 153 | 5 397 | 1 745 | 2 943 |
| HUNGARY | 187 | 804 | 36 | 80 | 19 | 43 |
| USA | 546 | 1 308 | 114 | 415 | 66 | 225 |
| CANADA | 1 120 | 2 029 | 157 | 318 | 86 | 172 |
| ISRAEL | 12 | 5 945 | 5 | 514 | 3 | 275 |
| THAILAND | 12 | 338 | 2 | 159 | 1 | 87 |
| P REP CHINA | 148 | 528 | 39 | 144 | 22 | 79 |
| SOUTH KOREA | 212 | 584 | 130 | 300 | 72 | 160 |
| JAPAN | 182 | 787 | 124 | 499 | 67 | 266 |
| TAIWAN | 87 | 327 | 42 | 89 | 24 | 49 |
| HONG KONG | 144 | 358 | 71 | 146 | 39 | 77 |
| EXPORTS | 989 841 | 3 046 340 | 136 087 | 383 102 | 74 923 | 206 540 |
| FRANCE | 74 782 | 210 680 | 16 459 | 48 563 | 9 063 | 26 180 |
| BELGIUM LUX | 71 139 | 210 911 | 11 473 | 33 284 | 6 308 | 17 946 |
| NETHERLANDS | 79 190 | 252 831 | 14 964 | 47 697 | 8 241 | 25 689 |
| ITALY | 51 683 | 172 275 | 12 002 | 36 657 | 6 609 | 19 754 |
| UNTD KINGDOM | 45 329 | 136 420 | 10 733 | 25 268 | 5 908 | 13 649 |
| IRISH REP | 2 093 | 3 838 | 728 | 1 270 | 398 | 691 |
| DENMARK | 29 837 | 84 200 | 5 723 | 16 538 | 3 151 | 8 911 |
| ICELAND | 3 818 | 9 017 | 167 | 348 | 90 | 185 |
| NORWAY | 2 990 | 11 961 | 958 | 2 713 | 531 | 1 465 |
| SWEDEN | 20 020 | 57 594 | 5 447 | 15 091 | 2 997 | 8 142 |
| FINLAND | 709 | 2 402 | 293 | 1 067 | 161 | 576 |
| SWITZERLAND | 159 575 | 383 208 | 11 399 | 31 259 | 6 276 | 16 850 |
| AUSTRIA | 44 871 | 122 852 | 12 205 | 31 799 | 6 728 | 17 173 |
| PORTUGAL | 1 029 | 4 658 | 223 | 902 | 120 | 483 |
| SPAIN | 11 352 | 33 693 | 1 610 | 3 062 | 891 | 1 662 |
| MALTA | 81 | 1 190 | 44 | 155 | 24 | 82 |
| YUGOSLAVIA | 447 | 2 349 | 172 | 889 | 95 | 480 |
| GREECE | 15 249 | 39 566 | 2 094 | 5 595 | 1 153 | 3 024 |
| POLAND | 80 040 | 489 960 | 2 813 | 13 300 | 1 551 | 7 116 |
| CZECHOSLOVA | 729 | 2 364 | 241 | 937 | 133 | 502 |
| HUNGARY | 1 201 | 3 049 | 289 | 351 | 156 | 189 |
| BULGARIA | 329 | 713 | 229 | 497 | 126 | 266 |
| CANARY IS | 13 885 | 24 809 | 808 | 1 794 | 442 | 963 |
| ALGERIA | 3 855 | 10 945 | 938 | 2 293 | 515 | 1 239 |
| LIBYA | 129 | 284 | 75 | 124 | 41 | 65 |
| EGYPT | 109 | 246 | 70 | 139 | 39 | 76 |
| SENEGAL | 12 | 1 036 | 6 | 66 | 3 | 34 |
| LIBERIA | 21 | 2 598 | 11 | 181 | 6 | 94 |
| IVORY COAST | 416 | 3 010 | 21 | 166 | 12 | 91 |
| GHANA | | 4 030 | 1 | 225 | | 118 |
| TOGO | 7 805 | 21 467 | 333 | 946 | 183 | 508 |
| NIGERIA | 21 085 | 26 870 | 1 196 | 1 625 | 656 | 886 |
| CAMEROON | 3 006 | 12 011 | 145 | 576 | 80 | 309 |
| CONGO | 2 502 | 2 502 | 141 | 141 | 79 | 79 |
| ANGOLA | 1 712 | 1 712 | 934 | 934 | 512 | 512 |
| ETHIOPIA | 2 | 162 | 1 | 55 | 1 | 30 |
| KENYA | 45 | 156 | 27 | 83 | 13 | 43 |
| TANZANIA | 6 058 | 13 061 | 350 | 710 | 191 | 386 |
| ZAMBIA | | 3 000 | | 228 | | 119 |
| REP S AFRICA | 15 058 | 27 891 | 732 | 1 521 | 407 | 824 |
| USA | 7 744 | 18 909 | 3 776 | 7 647 | 2 084 | 4 150 |
| CANADA | 1 944 | 4 872 | 733 | 1 880 | 404 | 1 019 |
| GUATEMALA | 695 | 1 301 | 36 | 68 | 19 | 36 |
| NICARAGUA | 167 | 240 | 91 | 116 | 50 | 63 |
| PANAM EX CZ | 1 787 | 9 461 | 110 | 484 | 60 | 258 |
| DOMINIC REP | 324 | 324 | 76 | 76 | 43 | 43 |
| TRINIDAD TOB | 3 171 | 5 021 | 181 | 279 | 101 | 152 |
| VENEZUELA | 34 263 | 80 062 | 1 641 | 3 819 | 906 | 2 064 |
| ECUADOR | 1 | 6 232 | 1 | 463 | 1 | 249 |
| PERU | 3 004 | 7 984 | 242 | 574 | 132 | 309 |
| BRAZIL | 4 | 3 005 | 7 | 143 | 3 | 75 |
| ARGENTINA | 321 | 465 | 230 | 352 | 129 | 193 |
| CYPRUS | 82 | 664 | 60 | 326 | 35 | 176 |
| LEBANON | 3 205 | 6 728 | 242 | 686 | 133 | 366 |
| IRAQ | | 508 | | 112 | | 58 |
| IRAN | 1 164 | 1 912 | 961 | 1 616 | 526 | 872 |
| JORDAN | 4 | 293 | 2 | 211 | 1 | 112 |
| SAUDI ARABIA | 2 242 | 7 367 | 1 130 | 2 865 | 626 | 1 545 |
| KUWAIT | 973 | 2 366 | 528 | 1 299 | 292 | 704 |
| BAHRAIN | 123 | 530 | 78 | 296 | 44 | 159 |
| ARAB EMIRAT | 395 | 2 442 | 237 | 1 251 | 132 | 678 |
| OMAN | 111 | 352 | 97 | 248 | 53 | 132 |
| NORTH YEMEN | 49 | 301 | 27 | 158 | 15 | 87 |
| THAILAND | 41 180 | 115 796 | 2 158 | 6 329 | 1 191 | 3 420 |
| MALAYSIA | 2 646 | 6 062 | 499 | 1 552 | 274 | 833 |
| SINGAPORE | 229 | 327 | 29 | 65 | 16 | 37 |
| SOUTH KOREA | 4 | 288 | 3 | 134 | | 72 |
| JAPAN | 103 914 | 349 685 | 5 552 | 17 757 | 3 053 | 9 551 |
| HONG KONG | 5 192 | 13 112 | 383 | 937 | 209 | 505 |
| AUSTRALIA | 1 743 | 3 889 | 678 | 1 619 | 371 | 871 |

6 IMPORTS AND EXPORTS (SPECIAL TRADE) BY GROUPS OF THE SITC AND BY COUNTRIES OF PRODUCTION AND CONSUMPTION 1979

| GROUP COUNTRY | DT = 100 KG | | 1 000 DM | | 1 000 \$ | |
|------------------------------|-------------|------------|-----------|-----------|-----------|-----------|
| | JULY/SEPT | JAN/SEPT | JULY/SEPT | JAN/SEPT | JULY/SEPT | JAN/SEPT |
| 054 VEG ETC FRSH,SMPLY PRSVD | | | | | | |
| IMPORTS | 8 750 638 | 35 826 730 | 580 034 | 2 475 930 | 319 097 | 1 327 752 |
| FRANCE | 261 457 | 1 681 601 | 13 753 | 165 130 | 7 567 | 88 059 |
| BELGIUM LUX | 439 848 | 1 035 477 | 30 721 | 109 063 | 16 915 | 58 694 |
| NETHERLANDS | 3 333 484 | 11 683 163 | 269 508 | 1 099 702 | 148 215 | 588 869 |
| ITALY | 953 767 | 4 964 869 | 70 432 | 330 940 | 38 682 | 177 046 |
| UNTD KINGDOM | 35 981 | 119 595 | 2 303 | 12 038 | 1 269 | 6 470 |
| IRISH REP | 60 | 756 | 62 | 640 | 34 | 343 |
| DENMARK | 12 407 | 122 993 | 1 238 | 6 175 | 682 | 3 315 |
| SWEDEN | 9 320 | 13 490 | 1 419 | 2 048 | 782 | 1 117 |
| FINLAND | 614 | 2 014 | 164 | 284 | 91 | 157 |
| SWITZERLAND | 460 | 3 619 | 43 | 441 | 23 | 234 |
| AUSTRIA | 20 205 | 121 224 | 10 806 | 16 270 | 5 928 | 8 871 |
| PORTUGAL | 5 930 | 8 912 | 563 | 897 | 311 | 490 |
| SPAIN | 295 243 | 837 884 | 17 911 | 64 959 | 9 850 | 35 006 |
| MALTA | 1 008 | 1 776 | 40 | 118 | 23 | 65 |
| YUGOSLAVIA | 28 577 | 54 548 | 12 377 | 21 463 | 6 806 | 11 690 |
| GREECE | 108 619 | 550 114 | 6 433 | 38 111 | 3 555 | 20 493 |
| TURKEY | 14 984 | 49 132 | 1 583 | 6 897 | 1 088 | 3 708 |
| USSR | 214 | 597 | 236 | 569 | 131 | 307 |
| POLAND | 24 105 | 92 985 | 11 289 | 18 942 | 6 231 | 10 325 |
| CZECHOSLOVA | 44 452 | 111 763 | 2 885 | 9 232 | 1 597 | 5 011 |
| HUNGARY | 159 795 | 332 894 | 8 862 | 19 042 | 4 892 | 10 330 |
| ROMANIA | 41 038 | 132 539 | 2 833 | 12 406 | 1 559 | 6 617 |
| BULGARIA | 75 814 | 240 543 | 4 734 | 20 386 | 2 602 | 10 916 |
| ALBANIA | 526 | 15 232 | 27 | 1 534 | 16 | 810 |
| CANARY IS | 405 | 344 012 | 63 | 53 972 | 35 | 28 998 |
| MOROCCO | 735 | 257 272 | 523 | 38 441 | 288 | 20 565 |
| ALGERIA | | 952 | | 113 | | 60 |
| TUNISIA | | 612 | | 239 | | 129 |
| EGYPT | 20 041 | 139 112 | 806 | 7 094 | 440 | 3 763 |
| SUDAN | 8 715 | 20 174 | 3 122 | 7 652 | 1 713 | 4 124 |
| MALI | | 2 758 | | 609 | | 327 |
| SENEGAL | | 4 945 | | 1 048 | | 557 |
| RWANDA | | 478 | | 102 | | 55 |
| ETHIOPIA | 15 204 | 47 739 | 1 344 | 4 612 | 742 | 2 487 |
| KENYA | 285 | 2 332 | 116 | 698 | 62 | 375 |
| TANZANIA | 175 | 14 091 | 7 | 1 155 | 4 | 619 |
| MALAWI | | 7 546 | | 208 | | 112 |
| REP S AFRICA | 3 889 | 23 013 | 1 024 | 3 606 | 566 | 1 944 |
| BOTSWANA | | 398 | | 92 | | 51 |
| USA | 12 487 | 98 734 | 1 365 | 12 394 | 755 | 6 670 |
| CANADA | 16 471 | 46 447 | 1 580 | 3 568 | 870 | 1 929 |
| MEXICO | 602 | 6 339 | 283 | 1 470 | 155 | 785 |
| CUBA | | 41 091 | | 2 984 | | 1 591 |
| GUADELOUPE | | 1 192 | | 330 | | 178 |
| MARTINIQUE | | 941 | | 305 | | 163 |
| BRAZIL | 49 | 498 | 16 | 96 | 9 | 54 |
| CHILE | 6 321 | 75 809 | 880 | 7 747 | 483 | 4 118 |
| ARGENTINA | 10 370 | 77 989 | 1 308 | 9 126 | 718 | 4 886 |
| CYPRUS | 1 062 | 6 023 | 41 | 310 | 23 | 164 |
| SYRIA | 1 413 | 4 524 | 624 | 1 918 | 343 | 1 033 |
| IRAN | 1 107 | 2 261 | 476 | 919 | 264 | 500 |
| ISRAEL | 3 034 | 264 686 | 317 | 24 574 | 176 | 13 145 |
| AFGHANISTAN | | 197 | | 82 | | 43 |
| INDIA | 29 382 | 53 236 | 1 348 | 2 059 | 745 | 1 118 |
| THAILAND | 2 427 990 | 11 349 013 | 76 078 | 286 071 | 41 884 | 153 935 |
| INDONESIA | 217 002 | 550 369 | 6 782 | 15 417 | 3 732 | 8 339 |
| P REP CHINA | 79 913 | 113 038 | 5 485 | 12 014 | 3 027 | 6 504 |
| TAIWAN | 19 124 | 58 931 | 5 206 | 14 950 | 2 871 | 8 065 |
| AUSTRALIA | 664 | 2 574 | 209 | 1 106 | 114 | 590 |
| NEW ZEALAND | 6 246 | 29 211 | 354 | 1 409 | 196 | 750 |
| EXPORTS | 621 438 | 1 731 401 | 33 593 | 200 894 | 18 483 | 108 037 |
| FRANCE | 32 295 | 87 645 | 4 021 | 16 367 | 2 214 | 8 803 |
| BELGIUM LUX | 12 306 | 46 065 | 1 457 | 7 891 | 807 | 4 249 |
| NETHERLANDS | 390 966 | 538 526 | 8 233 | 15 997 | 4 519 | 8 664 |
| ITALY | 83 884 | 223 622 | 3 214 | 13 817 | 1 785 | 7 475 |
| UNTD KINGDOM | 5 724 | 72 859 | 708 | 9 575 | 390 | 5 138 |
| IRISH REP | | 940 | | 297 | | 159 |
| DENMARK | 51 172 | 325 703 | 2 213 | 13 949 | 1 216 | 7 464 |
| NORWAY | 126 | 1 899 | 49 | 723 | 26 | 386 |
| SWEDEN | 7 852 | 71 175 | 615 | 6 471 | 335 | 3 463 |
| FINLAND | 158 | 7 065 | 202 | 2 962 | 110 | 1 581 |
| SWITZERLAND | 3 381 | 13 404 | 1 562 | 5 758 | 859 | 3 111 |
| AUSTRIA | 23 894 | 89 040 | 2 189 | 13 662 | 1 209 | 7 345 |
| PORTUGAL | 60 | 48 036 | 74 | 2 718 | 46 | 1 439 |
| SPAIN | 2 | 3 089 | 4 | 2 148 | 2 | 1 153 |
| YUGOSLAVIA | 196 | 2 341 | 132 | 1 002 | 72 | 538 |
| GREECE | 166 | 19 821 | 112 | 1 787 | 62 | 961 |
| USSR | | 3 103 | | 2 055 | | 1 082 |
| POLAND | 6 | 11 057 | 3 | 434 | 2 | 234 |
| CZECHOSLOVA | 1 552 | 6 331 | 347 | 2 713 | 190 | 1 439 |
| HUNGARY | | 1 717 | | 259 | | 139 |
| BULGARIA | 1 675 | 1 975 | 47 | 72 | 26 | 39 |
| CANARY IS | 43 | 267 | 47 | 588 | 25 | 311 |
| MOROCCO | | 6 278 | | 296 | | 160 |
| ALGERIA | 98 | 17 394 | 75 | 1 413 | 42 | 763 |
| TUNISIA | | 4 386 | | 338 | | 183 |

6 IMPORTS AND EXPORTS (SPECIAL TRADE) BY GROUPS OF THE SITC AND BY COUNTRIES OF PRODUCTION AND CONSUMPTION 1979

| GROUP COUNTRY | DT = 100 KG | | 1 000 DM | | 1 000 \$ | |
|------------------------------|-------------|-----------|-----------|----------|-----------|----------|
| | JULY/SEPT | JAN/SEPT | JULY/SEPT | JAN/SEPT | JULY/SEPT | JAN/SEPT |
| EGYPT | | 34 818 | | 1 174 | | 633 |
| UPPER VOLTA | | 150 | | 120 | | 65 |
| SENEGAL | 20 | 90 | 16 | 72 | 9 | 39 |
| LIBERIA | | 70 | | 96 | | 51 |
| IVORY COAST | | 320 | | 231 | | 125 |
| TOGO | | 106 | | 149 | | 79 |
| BENIN | 60 | 160 | 50 | 149 | 28 | 81 |
| NIGERIA | 751 | 1 463 | 727 | 1 823 | 403 | 987 |
| CAMEROUN | 213 | 558 | 209 | 577 | 114 | 309 |
| CENT AFR EMP | 50 | 54 | 80 | 86 | 44 | 47 |
| GABON | 170 | 370 | 287 | 613 | 159 | 334 |
| ETHIOPIA | | 233 | | 422 | | 226 |
| KENYA | 100 | 350 | 191 | 456 | 106 | 249 |
| SEYCHELLES | 14 | 24 | 36 | 60 | 20 | 33 |
| MADAGASCAR | | 170 | | 427 | | 229 |
| REUNION | 20 | 60 | 34 | 86 | 18 | 46 |
| MAURITIUS | | 50 | | 59 | | 32 |
| ZAMBIA | | 210 | | 301 | | 161 |
| REP S AFRICA | | 1 466 | 1 | 1 497 | | 801 |
| USA | 477 | 26 854 | 441 | 23 734 | 242 | 12 807 |
| CANADA | 13 | 1 622 | 5 | 906 | 2 | 485 |
| MEXICO | 25 | 223 | 53 | 269 | 29 | 146 |
| NICARAGUA | | 70 | | 77 | | 41 |
| COSTA RICA | | 125 | | 237 | | 126 |
| PANAM EX CZ | | 173 | | 332 | | 178 |
| CUBA | | 1 500 | | 1 040 | | 552 |
| TRINIDAD TOB | | 172 | | 285 | | 152 |
| VENEZUELA | | 4 464 | | 2 461 | | 1 316 |
| ECUADOR | | 55 | | 97 | | 51 |
| PERU | | 180 | | 227 | | 123 |
| BRAZIL | 901 | 16 562 | 933 | 4 094 | 513 | 2 207 |
| CHILE | 110 | 110 | 68 | 68 | 37 | 37 |
| BOLIVIA | | 513 | | 1 021 | | 541 |
| PARAGUAY | 2 | 182 | 7 | 164 | 3 | 86 |
| URUGUAY | | 67 | | 103 | | 54 |
| CYPRUS | | 65 | | 134 | | 72 |
| IRAQ | 35 | 165 | 110 | 325 | 60 | 173 |
| ISRAEL | 9 | 140 | 14 | 106 | 7 | 56 |
| SAUDI ARABIA | 231 | 306 | 52 | 75 | 30 | 42 |
| ARAB EMIRAT | 110 | 175 | 32 | 55 | 20 | 33 |
| INDIA | 121 | 688 | 85 | 472 | 47 | 252 |
| SRI LANKA | | 4 102 | | 419 | | 226 |
| THAILAND | 1 231 | 2 913 | 3 915 | 7 478 | 2 145 | 4 039 |
| INDONESIA | | 913 | 1 | 86 | | 47 |
| MALAYSIA | 25 | 75 | 18 | 56 | 10 | 30 |
| PHILIPPINES | 50 | 676 | 86 | 546 | 47 | 292 |
| SOUTH KOREA | 500 | 1 250 | 421 | 1 030 | 231 | 558 |
| JAPAN | 284 | 21 322 | 277 | 22 644 | 153 | 12 152 |
| HONG KONG | 23 | 83 | 39 | 83 | 21 | 45 |
| AUSTRALIA | 11 | 205 | 17 | 241 | 9 | 131 |
| 056 VEGTBLES ETC PRSVD,PREPD | | | | | | |
| IMPORTS | 1 820 306 | 6 165 321 | 304 822 | 989 113 | 167 808 | 532 914 |
| FRANCE | 312 861 | 1 254 180 | 54 766 | 204 288 | 30 183 | 110 002 |
| BELGIUM LUX | 244 016 | 905 488 | 25 081 | 89 808 | 13 807 | 48 343 |
| NETHERLANDS | 521 693 | 1 644 785 | 87 093 | 265 765 | 47 932 | 143 255 |
| ITALY | 234 541 | 831 642 | 26 520 | 99 387 | 14 609 | 53 531 |
| UNTD KINGDOM | 3 146 | 8 669 | 678 | 1 547 | 372 | 829 |
| IRISH REP | | 218 | | 94 | | 50 |
| DENMARK | 6 385 | 18 149 | 2 364 | 7 042 | 1 300 | 3 794 |
| SWEDEN | 94 | 1 212 | 15 | 175 | 8 | 96 |
| SWITZERLAND | 1 768 | 5 011 | 1 234 | 3 564 | 678 | 1 923 |
| AUSTRIA | 5 416 | 14 784 | 585 | 1 754 | 327 | 943 |
| PORTUGAL | 4 998 | 7 624 | 1 131 | 2 820 | 623 | 1 523 |
| SPAIN | 23 235 | 77 313 | 7 230 | 23 713 | 3 982 | 12 780 |
| YUGOSLAVIA | 23 592 | 54 662 | 2 878 | 8 377 | 1 582 | 4 521 |
| GREECE | 31 241 | 138 189 | 4 297 | 19 029 | 2 363 | 10 200 |
| TURKEY | 6 321 | 23 300 | 1 913 | 6 767 | 1 051 | 3 640 |
| USSR | 1 868 | 9 071 | 461 | 1 741 | 254 | 935 |
| POLAND | 2 513 | 9 759 | 756 | 3 767 | 415 | 2 026 |
| CZECHOSLOVA | 9 659 | 44 046 | 1 295 | 5 276 | 714 | 2 845 |
| HUNGARY | 16 830 | 51 735 | 2 237 | 7 921 | 1 229 | 4 266 |
| RUMANIA | 9 827 | 37 780 | 1 756 | 6 504 | 971 | 3 511 |
| BULGARIA | 12 002 | 100 628 | 1 129 | 9 074 | 620 | 4 856 |
| ALBANIA | 622 | 1 411 | 210 | 510 | 117 | 276 |
| MOROCCO | 6 916 | 17 013 | 1 023 | 2 538 | 563 | 1 368 |
| EGYPT | 3 285 | 13 266 | 1 188 | 4 069 | 652 | 2 190 |
| SUDAN | 1 500 | 2 000 | 497 | 659 | 277 | 362 |
| KENYA | 2 742 | 6 846 | 1 306 | 3 315 | 715 | 1 786 |
| MADAGASCAR | 21 | 149 | 22 | 240 | 12 | 127 |
| REP S AFRICA | 1 279 | 8 134 | 352 | 2 594 | 193 | 1 388 |
| SWAZILAND | 110 | 110 | 96 | 96 | 53 | 53 |
| USA | 32 519 | 109 587 | 5 241 | 17 450 | 2 886 | 9 378 |
| CANADA | 4 532 | 10 587 | 420 | 986 | 232 | 531 |
| MEXICO | 42 | 1 045 | 13 | 303 | 7 | 163 |
| WEST INDIES | 30 | 153 | 11 | 55 | 6 | 30 |
| ECUADOR | 451 | 1 450 | 174 | 615 | 97 | 333 |
| BRAZIL | 1 516 | 5 223 | 441 | 1 750 | 242 | 942 |
| CHILE | 530 | 1 837 | 323 | 1 025 | 178 | 552 |
| SYRIA | 1 340 | 4 702 | 367 | 1 329 | 202 | 717 |

6 IMPORTS AND EXPORTS (SPECIAL TRADE) BY GROUPS OF THE SITC AND BY COUNTRIES OF PRODUCTION AND CONSUMPTION 1979

| GROUP COUNTRY | DT = 100 KG | | 1 000 DM | | 1 000 \$ | |
|----------------------------|-------------|------------|-----------|-----------|-----------|-----------|
| | JULY/SEPT | JAN/SEPT | JULY/SEPT | JAN/SEPT | JULY/SEPT | JAN/SEPT |
| ISRAEL | 16 365 | 41 139 | 1 442 | 3 857 | 794 | 2 079 |
| PAKISTAN | 11 | 38 | 75 | 147 | 41 | 78 |
| INDIA | 330 | 1 777 | 122 | 457 | 67 | 247 |
| MALAYSIA | 1 643 | 4 545 | 122 | 348 | 67 | 187 |
| P REP CHINA | 142 998 | 322 863 | 30 485 | 70 367 | 16 785 | 38 033 |
| SOUTH KOREA | 497 | 902 | 150 | 339 | 84 | 185 |
| JAPAN | 214 | 619 | 394 | 1 023 | 218 | 552 |
| TAIWAN | 124 228 | 364 459 | 35 945 | 104 624 | 19 756 | 56 409 |
| HONG KONG | 3 504 | 6 874 | 981 | 1 867 | 539 | 1 008 |
| NEW ZEALAND | | 151 | | 65 | | 35 |
| EXPORTS | 98 098 | 304 247 | 26 684 | 84 423 | 14 688 | 45 487 |
| FRANCE | 14 361 | 41 913 | 3 748 | 12 033 | 2 060 | 6 483 |
| BELGIUM LUX | 14 685 | 48 091 | 3 642 | 10 755 | 2 012 | 5 808 |
| NETHERLANDS | 29 608 | 101 782 | 7 257 | 24 934 | 4 001 | 13 427 |
| ITALY | 4 624 | 16 680 | 1 569 | 5 408 | 861 | 2 912 |
| UNTD KINGDOM | 2 924 | 8 780 | 1 558 | 4 566 | 858 | 2 469 |
| IRISH REP | 23 | 187 | 18 | 107 | 8 | 58 |
| DENMARK | 16 062 | 35 791 | 2 289 | 5 143 | 1 256 | 2 780 |
| ICELAND | 131 | 172 | 44 | 59 | 25 | 32 |
| NORWAY | 312 | 1 089 | 202 | 619 | 112 | 334 |
| SWEDEN | 1 192 | 5 431 | 450 | 1 775 | 249 | 959 |
| FINLAND | 267 | 1 368 | 119 | 620 | 66 | 331 |
| SWITZERLAND | 2 717 | 8 522 | 1 630 | 4 892 | 901 | 2 644 |
| AUSTRIA | 3 460 | 10 744 | 1 404 | 4 374 | 769 | 2 360 |
| PORTUGAL | 67 | 343 | 30 | 179 | 17 | 96 |
| SPAIN | 1 563 | 5 874 | 361 | 1 392 | 196 | 750 |
| YUGOSLAVIA | 232 | 268 | 22 | 88 | 12 | 47 |
| GREECE | 43 | 154 | 24 | 69 | 14 | 35 |
| POLAND | 71 | 227 | 48 | 110 | 26 | 58 |
| CZECHOSLOVA | 33 | 171 | 17 | 85 | 9 | 45 |
| CANARY IS | 111 | 960 | 41 | 259 | 22 | 136 |
| REP S AFRICA | 214 | 506 | 86 | 263 | 46 | 141 |
| USA | 2 260 | 5 462 | 751 | 2 142 | 417 | 1 160 |
| CANADA | 956 | 2 151 | 225 | 547 | 123 | 296 |
| VENEZUELA | 224 | 462 | 123 | 577 | 68 | 312 |
| ARGENTINA | 130 | 173 | 75 | 82 | 42 | 45 |
| IRAN | 407 | 594 | 70 | 112 | 40 | 63 |
| ISRAEL | 179 | 452 | 194 | 490 | 108 | 267 |
| SAUDI ARABIA | 282 | 2 119 | 133 | 1 037 | 74 | 554 |
| AUSTRALIA | 309 | 1 046 | 240 | 707 | 133 | 380 |
| NEW ZEALAND | 54 | 120 | 70 | 122 | 38 | 68 |
| 057 FRUIT,NUTS,FRESH,DRIED | | | | | | |
| IMPORTS | 9 189 488 | 25 555 860 | 1 053 461 | 2 967 750 | 579 545 | 1 599 134 |
| FRANCE | 911 917 | 1 970 494 | 85 023 | 182 429 | 46 926 | 98 908 |
| BELGIUM LUX | 61 209 | 123 109 | 11 221 | 20 050 | 6 168 | 10 868 |
| NETHERLANDS | 100 334 | 293 608 | 15 042 | 32 768 | 8 292 | 17 761 |
| ITALY | 4 008 960 | 7 133 777 | 403 163 | 892 541 | 221 645 | 481 285 |
| UNTD KINGDOM | 12 278 | 35 849 | 1 865 | 2 441 | 1 019 | 1 326 |
| DENMARK | 8 674 | 9 516 | 1 712 | 2 141 | 947 | 1 176 |
| NORWAY | 5 446 | 5 446 | 1 351 | 1 351 | 742 | 742 |
| SWEDEN | 6 509 | 6 661 | 1 688 | 1 718 | 936 | 951 |
| FINLAND | 474 | 1 852 | 138 | 439 | 76 | 236 |
| SWITZERLAND | 2 107 | 3 262 | 537 | 761 | 297 | 415 |
| AUSTRIA | 15 059 | 15 899 | 3 349 | 3 458 | 1 837 | 1 896 |
| PORTUGAL | 1 117 | 4 242 | 888 | 2 247 | 488 | 1 210 |
| SPAIN | 329 287 | 2 955 006 | 44 888 | 264 310 | 24 669 | 142 315 |
| YUGOSLAVIA | 103 267 | 112 009 | 8 447 | 9 986 | 4 630 | 5 451 |
| GREECE | 768 994 | 1 047 244 | 77 224 | 118 484 | 42 400 | 64 317 |
| TURKEY | 162 541 | 490 284 | 55 508 | 197 962 | 30 593 | 106 741 |
| USSR | 842 | 3 199 | 198 | 746 | 109 | 401 |
| POLAND | 28 683 | 38 429 | 5 928 | 7 657 | 3 252 | 4 171 |
| CZECHOSLOVA | 48 884 | 61 882 | 4 225 | 5 208 | 2 325 | 2 847 |
| HUNGARY | 40 450 | 70 993 | 4 972 | 8 075 | 2 726 | 4 379 |
| RUMANIA | 86 535 | 102 993 | 11 909 | 14 425 | 6 538 | 7 879 |
| BULGARIA | 61 848 | 81 084 | 7 216 | 9 764 | 3 963 | 5 319 |
| ALBANIA | 255 | 988 | 23 | 102 | 13 | 56 |
| CANARY IS | | 1 742 | | 197 | | 106 |
| MOROCCO | 1 113 | 822 503 | 702 | 67 459 | 386 | 36 240 |
| ALGERIA | 3 269 | 17 885 | 1 332 | 2 695 | 742 | 1 472 |
| TUNISIA | 399 | 1 680 | 304 | 409 | 166 | 221 |
| EGYPT | 1 | 807 | 1 | 135 | | 71 |
| MALI | 4 | 1 440 | | 474 | 1 | 249 |
| SENEGAL | 111 | 1 549 | 43 | 356 | 24 | 190 |
| IVORY COAST | 20 848 | 78 040 | 2 875 | 11 746 | 1 591 | 6 336 |
| GHANA | 400 | 1 016 | 26 | 100 | 14 | 54 |
| CAMEROUN | 108 | 1 155 | 7 | 193 | 4 | 104 |
| KENYA | 2 715 | 7 183 | 916 | 2 243 | 503 | 1 213 |
| TANZANIA | 741 | 1 069 | 315 | 467 | 174 | 253 |
| MOZAMBIQUE | 3 775 | 7 559 | 1 154 | 2 219 | 633 | 1 201 |
| REP S AFRICA | 396 881 | 1 023 672 | 50 383 | 161 078 | 27 645 | 86 379 |
| SWAZILAND | 13 993 | 23 764 | 1 459 | 2 254 | 799 | 1 221 |
| USA | 72 876 | 363 240 | 40 946 | 123 647 | 22 568 | 66 713 |
| CANADA | 101 | 5 447 | 32 | 737 | 18 | 398 |
| MEXICO | 4 843 | 12 936 | 851 | 3 370 | 469 | 1 827 |
| GUATEMALA | 25 098 | 29 395 | 1 725 | 2 016 | 951 | 1 106 |
| REP HONDURAS | 175 487 | 783 891 | 13 372 | 58 778 | 7 398 | 31 597 |
| EL SALVADOR | 1 696 | 2 594 | 446 | 590 | 246 | 323 |

6 IMPORTS AND EXPORTS (SPECIAL TRADE) BY GROUPS OF THE SITC AND BY COUNTRIES OF PRODUCTION AND CONSUMPTION 1979

| GROUP COUNTRY | DT = 100 KG | | 1 000 DM | | 1 000 \$ | |
|------------------|-------------|-----------|-----------|----------|-----------|----------|
| | JULY/SEPT | JAN/SEPT | JULY/SEPT | JAN/SEPT | JULY/SEPT | JAN/SEPT |
| COSTA RICA | 432 525 | 1 450 283 | 30 221 | 96 838 | 16 646 | 52 162 |
| PANAM EX CZ | 359 349 | 1 167 976 | 27 402 | 88 290 | 15 128 | 47 525 |
| CUBA | 1 191 | 1 679 | 140 | 167 | 79 | 93 |
| DOMINIC REP | 957 | 2 526 | 89 | 231 | 49 | 125 |
| MARTINIQUE | 432 | 440 | 107 | 110 | 58 | 60 |
| WEST INDIES | 678 | 1 604 | 70 | 161 | 39 | 87 |
| COLOMBIA | 198 408 | 691 693 | 13 353 | 45 002 | 7 350 | 24 217 |
| VENEZUELA | 10 | 255 | 4 | 100 | 2 | 51 |
| ECUADOR | 189 495 | 751 923 | 13 694 | 49 888 | 7 558 | 26 807 |
| PERU | 648 | 1 363 | 343 | 557 | 188 | 303 |
| BRAZIL | 31 602 | 40 434 | 5 545 | 7 996 | 3 052 | 4 358 |
| CHILE | 23 839 | 315 987 | 3 680 | 55 756 | 2 024 | 29 643 |
| URUGUAY | 1 391 | 1 779 | 168 | 253 | 94 | 138 |
| ARGENTINA | 147 912 | 601 407 | 18 895 | 84 602 | 10 365 | 45 042 |
| CYPRUS | 2 547 | 125 083 | 511 | 10 478 | 277 | 5 616 |
| IRAQ | 2 547 | 3 766 | 983 | 1 233 | 547 | 681 |
| IRAN | 35 575 | 138 019 | 13 974 | 46 515 | 7 685 | 25 010 |
| ISRAEL | 7 198 | 1 965 370 | 880 | 141 615 | 486 | 75 655 |
| AFGHANISTAN | 287 | 6 128 | 294 | 3 997 | 159 | 2 136 |
| INDIA | 2 062 | 7 593 | 1 291 | 4 893 | 712 | 2 629 |
| SRI LANKA | 15 497 | 34 218 | 3 885 | 8 102 | 2 145 | 4 392 |
| THAILAND | 60 | 114 | 37 | 69 | 19 | 34 |
| MALAYSIA | 6 | 448 | 4 | 160 | 1 | 84 |
| PHILIPPINES | 18 943 | 31 199 | 4 975 | 7 667 | 2 743 | 4 187 |
| P REP CHINA | 6 078 | 15 390 | 1 913 | 5 852 | 1 049 | 3 152 |
| JAPAN | 187 | 187 | 95 | 96 | 52 | 52 |
| TAIWAN | 315 | 749 | 112 | 351 | 64 | 192 |
| AUSTRALIA | 112 710 | 204 963 | 18 780 | 34 155 | 10 328 | 18 496 |
| AUST OCEANIA | 614 | 614 | 87 | 87 | 48 | 48 |
| NEW ZEALAND | 106 088 | 234 965 | 28 472 | 52 051 | 15 647 | 28 102 |
| EXPORTS | 324 187 | 794 525 | 69 032 | 141 147 | 37 961 | 76 343 |
| FRANCE | 56 396 | 112 845 | 12 586 | 25 365 | 6 924 | 13 713 |
| BELGIUM LUX | 35 415 | 63 938 | 8 747 | 16 040 | 4 807 | 8 685 |
| NETHERLANDS | 143 941 | 255 240 | 31 275 | 50 480 | 17 195 | 27 436 |
| ITALY | 3 765 | 49 022 | 1 200 | 5 994 | 661 | 3 217 |
| UNTD KINGDOM | 6 233 | 15 879 | 1 329 | 3 523 | 731 | 1 901 |
| IRISH REP | 5 | 4 046 | 4 | 568 | 2 | 296 |
| DENMARK | 23 267 | 100 545 | 4 053 | 13 395 | 2 227 | 7 207 |
| ICELAND | 716 | 1 783 | 209 | 431 | 117 | 242 |
| NORWAY | 1 670 | 9 811 | 599 | 1 551 | 333 | 846 |
| SWEDEN | 5 096 | 64 953 | 985 | 5 273 | 541 | 2 833 |
| FINLAND | 10 076 | 14 668 | 1 124 | 1 790 | 617 | 967 |
| SWITZERLAND | 17 572 | 32 744 | 3 945 | 6 858 | 2 166 | 3 711 |
| AUSTRIA | 19 077 | 56 970 | 2 451 | 7 721 | 1 352 | 4 164 |
| SPAIN | 230 | 445 | 52 | 115 | 29 | 62 |
| YUGOSLAVIA | 95 | 163 | 64 | 142 | 36 | 77 |
| GREECE | | 9 714 | | 609 | | 328 |
| POLAND | 88 | 488 | 15 | 334 | 8 | 176 |
| USA | 128 | 291 | 98 | 269 | 55 | 147 |
| CANADA | 48 | 176 | 71 | 244 | 39 | 131 |
| ISRAEL | 117 | 146 | 107 | 142 | 60 | 79 |
| AUSTRALIA | 19 | 42 | 30 | 68 | 16 | 36 |

058 FRUIT PRESERVED, PREPARED

| GROUP COUNTRY | DT = 100 KG | | 1 000 DM | | 1 000 \$ | |
|------------------|-------------|-----------|-----------|----------|-----------|----------|
| | JULY/SEPT | JAN/SEPT | JULY/SEPT | JAN/SEPT | JULY/SEPT | JAN/SEPT |
| IMPORTS | 1 799 884 | 5 948 147 | 309 928 | 965 285 | 170 616 | 520 157 |
| FRANCE | 78 235 | 291 917 | 12 733 | 48 276 | 7 018 | 25 960 |
| BELGIUM LUX | 79 919 | 250 122 | 14 076 | 41 125 | 7 744 | 22 195 |
| NETHERLANDS | 168 143 | 584 972 | 34 328 | 111 611 | 18 904 | 60 085 |
| ITALY | 411 414 | 1 224 417 | 60 212 | 177 628 | 33 144 | 95 814 |
| UNTD KINGDOM | 26 998 | 42 026 | 13 290 | 17 799 | 7 310 | 9 708 |
| IRISH REP | 210 | 222 | 115 | 119 | 62 | 64 |
| DENMARK | 6 393 | 24 051 | 1 644 | 5 992 | 910 | 3 220 |
| NORWAY | 1 632 | 2 230 | 463 | 666 | 256 | 365 |
| SWEDEN | 5 686 | 21 992 | 1 724 | 7 178 | 950 | 3 856 |
| FINLAND | 7 701 | 22 612 | 1 971 | 6 090 | 1 086 | 3 274 |
| SWITZERLAND | 1 867 | 6 254 | 723 | 2 574 | 395 | 1 382 |
| AUSTRIA | 3 114 | 10 613 | 740 | 2 557 | 410 | 1 375 |
| SPAIN | 94 336 | 359 242 | 15 689 | 57 605 | 8 631 | 30 978 |
| YUGOSLAVIA | 65 482 | 141 715 | 16 348 | 31 977 | 8 992 | 17 320 |
| GREECE | 128 094 | 517 207 | 14 730 | 54 713 | 8 111 | 29 463 |
| TURKEY | 14 348 | 24 675 | 3 632 | 6 822 | 2 006 | 3 713 |
| USSR | 1 482 | 3 575 | 94 | 282 | 52 | 153 |
| POLAND | 53 793 | 221 300 | 10 929 | 43 016 | 6 010 | 23 095 |
| CZECHOSLOVA | 14 076 | 62 185 | 1 977 | 7 959 | 1 091 | 4 282 |
| HUNGARY | 19 608 | 56 609 | 4 585 | 10 265 | 2 529 | 5 572 |
| ROMANIA | 2 264 | 12 064 | 295 | 1 820 | 162 | 978 |
| BULGARIA | 12 054 | 35 356 | 1 827 | 4 076 | 1 010 | 2 214 |
| MOROCCO | 13 136 | 59 752 | 2 631 | 9 415 | 1 444 | 5 071 |
| TUNISIA | 480 | 5 929 | 62 | 584 | 34 | 311 |
| IVORY COAST | 57 847 | 157 825 | 6 722 | 18 839 | 3 709 | 10 178 |
| KENYA | 14 741 | 66 698 | 1 903 | 8 097 | 1 047 | 4 363 |
| REP S AFRICA | 88 944 | 264 042 | 11 819 | 34 064 | 6 500 | 18 321 |
| SWAZILAND | 10 968 | 33 166 | 1 542 | 4 486 | 843 | 2 407 |
| USA | 47 177 | 172 219 | 8 798 | 31 551 | 4 844 | 16 991 |
| CANADA | 4 704 | 15 894 | 1 351 | 4 736 | 751 | 2 555 |
| MEXICO | 4 241 | 21 723 | 637 | 3 063 | 352 | 1 642 |
| REP HONDURAS | 3 470 | 9 992 | 427 | 1 262 | 233 | 679 |
| COSTA RICA | 507 | 891 | 210 | 366 | 115 | 197 |

6 IMPORTS AND EXPORTS (SPECIAL TRADE) BY GROUPS OF THE SITC AND BY COUNTRIES OF PRODUCTION AND CONSUMPTION 1979

| GROUP COUNTRY | DT = 100 KG | | 1 000 DM | | 1 000 \$ | |
|------------------|-------------|----------|-----------|----------|-----------|----------|
| | JULY/SEPT | JAN/SEPT | JULY/SEPT | JAN/SEPT | JULY/SEPT | JAN/SEPT |
| PANAM EX CZ | 879 | 3 164 | 109 | 402 | 61 | 217 |
| REP HAITI | 894 | 3 383 | 118 | 416 | 65 | 224 |
| DOMINIC REP | 723 | 1 064 | 192 | 271 | 107 | 150 |
| MARTINIQUE | 296 | 3 198 | 32 | 398 | 18 | 212 |
| JAMAICA | 225 | 2 169 | 47 | 492 | 26 | 262 |
| PERU | 10 | 898 | 5 | 469 | 3 | 250 |
| BRAZIL | 139 474 | 491 504 | 28 582 | 101 931 | 15 723 | 54 842 |
| CHILE | 568 | 3 233 | 116 | 654 | 63 | 346 |
| ARGENTINA | 27 136 | 62 088 | 5 530 | 12 076 | 3 048 | 6 545 |
| IRAN | 244 | 600 | 210 | 554 | 115 | 300 |
| ISRAEL | 53 656 | 152 432 | 8 075 | 23 804 | 4 438 | 12 816 |
| INDIA | 499 | 2 191 | 103 | 421 | 58 | 228 |
| SRI LANKA | 211 | 605 | 71 | 187 | 40 | 101 |
| THAILAND | 37 725 | 167 910 | 3 342 | 17 030 | 1 841 | 9 167 |
| INDONESIA | 836 | 1 542 | 74 | 137 | 40 | 74 |
| MALAYSIA | 1 476 | 8 414 | 270 | 1 408 | 150 | 764 |
| PHILIPPINES | 16 816 | 98 980 | 2 101 | 12 675 | 1 156 | 6 834 |
| P REP CHINA | 16 442 | 69 714 | 2 531 | 9 171 | 1 394 | 4 933 |
| SOUTH KOREA | 16 | 467 | 4 | 89 | 2 | 48 |
| JAPAN | 10 300 | 42 230 | 2 377 | 9 094 | 1 304 | 4 887 |
| TAIWAN | 2 590 | 6 679 | 520 | 1 254 | 287 | 677 |
| HONG KONG | 537 | 2 540 | 226 | 1 041 | 124 | 556 |
| AUSTRALIA | 40 247 | 90 364 | 5 290 | 11 683 | 2 915 | 6 302 |
| NEW ZEALAND | 4 712 | 8 260 | 1 716 | 2 797 | 946 | 1 523 |

| | | | | | | |
|--------------|---------|-----------|--------|---------|--------|---------|
| EXPORTS | 453 577 | 1 198 296 | 85 578 | 248 130 | 47 090 | 133 683 |
| FRANCE | 46 223 | 158 371 | 18 028 | 59 597 | 9 919 | 32 069 |
| BELGIUM LUX | 111 702 | 238 684 | 14 142 | 33 910 | 7 787 | 18 339 |
| NETHERLANDS | 209 596 | 524 174 | 30 092 | 85 431 | 16 570 | 46 028 |
| ITALY | 19 632 | 53 265 | 4 280 | 13 412 | 2 351 | 7 219 |
| UNTD KINGDOM | 15 246 | 39 021 | 3 334 | 8 126 | 1 837 | 4 377 |
| DENMARK | 14 130 | 51 813 | 3 422 | 12 277 | 1 879 | 6 612 |
| ICELAND | 369 | 624 | 78 | 146 | 43 | 77 |
| NORWAY | 1 153 | 3 637 | 231 | 723 | 127 | 390 |
| SWEDEN | 4 454 | 15 291 | 1 487 | 4 863 | 818 | 2 617 |
| FINLAND | 645 | 2 526 | 134 | 720 | 74 | 392 |
| SWITZERLAND | 5 072 | 14 504 | 2 063 | 6 270 | 1 135 | 3 369 |
| AUSTRIA | 12 223 | 64 469 | 3 053 | 10 444 | 1 681 | 5 632 |
| SPAIN | 580 | 1 506 | 175 | 556 | 98 | 302 |
| YUGOSLAVIA | 430 | 1 831 | 152 | 693 | 84 | 373 |
| GREECE | 620 | 1 108 | 120 | 250 | 65 | 137 |
| POLAND | 70 | 167 | 33 | 61 | 18 | 32 |
| CZECHOSLOVA | 1 141 | 1 465 | 468 | 600 | 257 | 325 |
| HUNGARY | 152 | 459 | 86 | 193 | 47 | 104 |
| RUMANIA | 359 | 378 | 60 | 65 | 33 | 35 |
| CANARY IS | 415 | 1 037 | 82 | 218 | 46 | 116 |
| EGYPT | 19 | 760 | 5 | 294 | 3 | 157 |
| NIGERIA | 45 | 175 | 16 | 67 | 9 | 37 |
| REP S AFRICA | 116 | 305 | 63 | 164 | 31 | 82 |
| USA | 2 153 | 5 190 | 610 | 1 722 | 336 | 929 |
| CANADA | 152 | 567 | 52 | 152 | 33 | 85 |
| ARGENTINA | 171 | 172 | 59 | 60 | 32 | 32 |
| IRAN | 83 | 223 | 28 | 65 | 16 | 35 |
| ISRAEL | 925 | 1 913 | 119 | 203 | 66 | 112 |
| SAUDI ARABIA | 4 727 | 8 864 | 2 779 | 4 553 | 1 527 | 2 474 |
| KUWAIT | 3 | 325 | 2 | 81 | 1 | 42 |
| SINGAPORE | | 85 | | 64 | | 32 |
| SOUTH KOREA | 3 | 820 | 3 | 663 | 1 | 350 |
| JAPAN | 380 | 1 821 | 95 | 646 | 56 | 351 |
| AUSTRALIA | 49 | 268 | 27 | 157 | 14 | 83 |

061 SUGAR AND HONEY

| | | | | | | |
|--------------|-----------|-----------|---------|---------|--------|---------|
| IMPORTS | 2 343 654 | 6 786 987 | 126 896 | 351 700 | 69 937 | 189 793 |
| FRANCE | 355 162 | 1 037 840 | 33 428 | 94 514 | 18 417 | 50 990 |
| BELGIUM LUX | 330 214 | 899 204 | 24 023 | 61 892 | 13 277 | 33 462 |
| NETHERLANDS | 403 927 | 1 289 515 | 13 495 | 37 338 | 7 424 | 20 142 |
| ITALY | 14 454 | 30 051 | 1 423 | 3 104 | 784 | 1 680 |
| UNTD KINGDOM | 8 553 | 25 736 | 760 | 2 518 | 418 | 1 354 |
| DENMARK | 74 612 | 276 288 | 2 774 | 7 002 | 1 527 | 3 778 |
| NORWAY | | 92 | | 58 | | 31 |
| FINLAND | 1 201 | 3 069 | 152 | 377 | 84 | 205 |
| SWITZERLAND | 276 | 331 | 23 | 65 | 11 | 32 |
| AUSTRIA | 14 111 | 29 025 | 875 | 1 813 | 481 | 980 |
| SPAIN | 449 | 3 619 | 142 | 1 237 | 79 | 664 |
| YUGOSLAVIA | 65 | 494 | 25 | 208 | 14 | 112 |
| GREECE | 201 | 2 092 | 77 | 923 | 43 | 496 |
| TURKEY | 240 | 18 694 | 16 | 366 | 9 | 196 |
| USSR | 5 787 | 14 503 | 961 | 2 428 | 527 | 1 309 |
| POLAND | 116 529 | 275 753 | 2 325 | 5 439 | 1 279 | 2 934 |
| CZECHOSLOVA | 6 576 | 23 678 | 670 | 2 347 | 369 | 1 263 |
| HUNGARY | 4 313 | 12 980 | 795 | 2 405 | 436 | 1 301 |
| RUMANIA | 6 049 | 17 383 | 1 399 | 3 963 | 769 | 2 134 |
| BULGARIA | 946 | 2 797 | 197 | 575 | 108 | 309 |
| MOROCCO | 39 074 | 39 074 | 1 053 | 1 053 | 584 | 584 |
| EGYPT | | 110 510 | | 2 187 | | 1 155 |
| ETHIOPIA | 44 650 | 44 650 | 1 037 | 1 037 | 567 | 567 |
| TANZANIA | 131 340 | 131 340 | 2 769 | 2 769 | 1 542 | 1 542 |
| MAURITIUS | 158 720 | 158 900 | 3 164 | 3 179 | 1 762 | 1 770 |
| USA | 234 085 | 275 780 | 6 755 | 10 853 | 3 698 | 5 883 |

6 IMPORTS AND EXPORTS (SPECIAL TRADE) BY GROUPS OF THE SITC AND BY COUNTRIES OF PRODUCTION AND CONSUMPTION 1979

| GROUP COUNTRY | DT = 100 KG | | 1 000 DM | | 1 000 \$ | |
|------------------|-------------|-----------|-----------|----------|-----------|----------|
| | JULY/SEPT | JAN/SEPT | JULY/SEPT | JAN/SEPT | JULY/SEPT | JAN/SEPT |
| CANADA | 3 768 | 9 791 | 1 004 | 2 658 | 556 | 1 439 |
| MEXICO | 47 073 | 151 619 | 9 351 | 28 590 | 5 153 | 15 410 |
| GUATEMALA | 4 216 | 157 406 | 937 | 5 489 | 514 | 2 955 |
| REP HONDURAS | 9 | 663 | 2 | 135 | 1 | 71 |
| EL SALVADOR | 3 295 | 10 173 | 691 | 2 048 | 381 | 1 104 |
| COSTA RICA | 315 | 744 | 61 | 145 | 34 | 79 |
| PANAM EX CZ | 46 530 | 46 530 | 864 | 864 | 481 | 481 |
| CUBA | 86 180 | 404 327 | 2 240 | 9 159 | 1 225 | 4 916 |
| BARBADOS | 360 | 635 | 50 | 89 | 28 | 48 |
| COLOMBIA | 884 | 1 918 | 172 | 378 | 94 | 203 |
| SURINAM | | 700 | | 88 | | 47 |
| BRAZIL | 56 403 | 369 057 | 1 332 | 7 459 | 734 | 3 994 |
| CHILE | 2 350 | 7 063 | 485 | 1 394 | 269 | 755 |
| URUGUAY | 1 158 | 4 340 | 229 | 850 | 126 | 456 |
| ARGENTINA | 17 523 | 62 603 | 3 728 | 12 785 | 2 054 | 6 885 |
| PAKISTAN | | 187 866 | | 2 109 | | 1 139 |
| INDIA | 92 649 | 470 172 | 1 685 | 8 961 | 922 | 4 777 |
| P REP CHINA | 28 405 | 86 663 | 5 493 | 16 627 | 3 027 | 8 968 |
| AUSTRALIA | 470 | 2 786 | 100 | 577 | 56 | 311 |
| NEW ZEALAND | 364 | 1 704 | 109 | 492 | 60 | 263 |
| FIJI | | 85 680 | | 945 | | 511 |
| EXPORTS | 1 578 486 | 5 735 797 | 100 557 | 367 429 | 55 335 | 197 486 |
| FRANCE | 14 748 | 50 373 | 2 148 | 6 859 | 1 184 | 3 690 |
| BELGIUM LUX | 14 871 | 38 492 | 2 083 | 5 603 | 1 151 | 3 032 |
| NETHERLANDS | 66 229 | 134 174 | 7 027 | 13 872 | 3 872 | 7 526 |
| ITALY | 233 843 | 1 261 333 | 25 556 | 131 847 | 14 031 | 70 521 |
| UNITED KINGDOM | 1 109 | 36 444 | 192 | 3 774 | 103 | 2 032 |
| IRISH REP | 7 920 | 12 961 | 783 | 1 274 | 434 | 696 |
| DENMARK | 14 467 | 107 138 | 1 487 | 6 957 | 821 | 3 736 |
| ICELAND | 4 911 | 12 489 | 227 | 581 | 125 | 314 |
| NORWAY | 69 566 | 177 414 | 4 246 | 10 521 | 2 336 | 5 683 |
| SWEDEN | 1 583 | 8 920 | 305 | 1 393 | 169 | 753 |
| SWITZERLAND | 224 730 | 868 120 | 9 853 | 40 179 | 5 426 | 21 636 |
| AUSTRIA | 14 349 | 58 502 | 904 | 2 987 | 495 | 1 606 |
| PORTUGAL | 409 | 8 015 | 30 | 305 | 16 | 164 |
| SPAIN | 854 | 5 063 | 133 | 343 | 73 | 184 |
| VATICAN CITY | 6 005 | 11 005 | 294 | 528 | 163 | 290 |
| MALTA | | 10 000 | | 363 | | 197 |
| YUGOSLAVIA | 298 | 1 052 | 79 | 215 | 44 | 119 |
| GREECE | 115 | 2 646 | 18 | 249 | 10 | 134 |
| TURKEY | 50 | 525 | 6 | 55 | 4 | 31 |
| USSR | | 235 902 | | 9 677 | | 5 110 |
| POLAND | 3 200 | 6 762 | 257 | 491 | 144 | 268 |
| CZECHOSLOVAKIA | 799 | 1 723 | 65 | 122 | 35 | 66 |
| HUNGARY | 2 500 | 2 500 | 99 | 99 | 54 | 54 |
| RUMANIA | 4 | 794 | 4 | 83 | 2 | 45 |
| ALGERIA | 318 112 | 653 345 | 16 260 | 35 130 | 8 940 | 19 014 |
| TUNISIA | 68 265 | 208 017 | 2 760 | 8 208 | 1 526 | 4 422 |
| EGYPT | 5 388 | 14 060 | 192 | 577 | 106 | 311 |
| SUDAN | 2 057 | 31 143 | 88 | 1 275 | 48 | 673 |
| GAMBIA | 30 190 | 107 028 | 1 173 | 4 245 | 644 | 2 289 |
| SIERRA LEONE | 10 550 | 44 402 | 407 | 1 795 | 224 | 962 |
| LIBERIA | 10 | 2 039 | 2 | 80 | 1 | 44 |
| IVORY COAST | 13 | 6 018 | 15 | 259 | 8 | 139 |
| GHANA | | 36 810 | | 1 420 | | 753 |
| TOGO | 6 500 | 19 011 | 251 | 752 | 138 | 408 |
| NIGERIA | 91 278 | 466 904 | 4 035 | 19 497 | 2 225 | 10 469 |
| CAMEROON | | 5 000 | | 171 | | 92 |
| CONGO | | 10 000 | | 395 | | 210 |
| ZAIRE | | 1 400 | | 65 | | 34 |
| RWANDA | | 12 000 | | 530 | | 283 |
| BURUNDI | | 13 000 | | 568 | | 305 |
| ETHIOPIA | 8 631 | 15 213 | 310 | 550 | 169 | 297 |
| KENYA | 85 | 14 168 | 12 | 581 | 7 | 310 |
| REP S AFRICA | 185 | 1 341 | 32 | 202 | 17 | 108 |
| USA | 72 | 775 | 44 | 305 | 25 | 163 |
| BAHAMAS | 600 | 2 000 | 27 | 83 | 15 | 45 |
| DOMINIC REP | 1 692 | 5 728 | 73 | 242 | 40 | 130 |
| GRENADA | 1 250 | 1 750 | 59 | 85 | 33 | 47 |
| NETH ANTILL | 2 520 | 10 440 | 109 | 439 | 59 | 236 |
| COLOMBIA | 797 | 2 057 | 108 | 251 | 60 | 135 |
| SURINAM | | 7 000 | | 273 | | 144 |
| BRAZIL | 266 | 856 | 49 | 180 | 27 | 97 |
| CHILE | 40 | 656 | 9 | 58 | 5 | 32 |
| ARGENTINA | 1 940 | 3 445 | 283 | 509 | 156 | 278 |
| CYPRUS | 5 431 | 49 807 | 239 | 1 975 | 132 | 1 064 |
| SYRIA | 30 222 | 76 895 | 1 172 | 2 714 | 650 | 1 478 |
| IRAQ | 333 | 34 335 | 83 | 1 927 | 45 | 1 027 |
| IRAN | 29 826 | 50 052 | 1 358 | 2 234 | 744 | 1 213 |
| ISRAEL | 116 990 | 283 040 | 4 141 | 10 292 | 2 279 | 5 541 |
| JORDAN | 503 | 625 | 116 | 125 | 65 | 70 |
| SAUDI ARABIA | 51 777 | 54 568 | 2 540 | 3 395 | 1 410 | 1 864 |
| KUWAIT | 17 500 | 67 135 | 642 | 2 455 | 352 | 1 311 |
| BAHRAIN | | 10 006 | | 403 | | 213 |
| ARAB EMIRAT | 5 000 | 23 147 | 183 | 1 088 | 100 | 588 |
| OMAN | | 2 750 | | 140 | | 76 |
| NORTH YEMEN | 8 792 | 18 140 | 483 | 1 320 | 267 | 712 |
| PAKISTAN | 16 | 1 383 | 8 | 98 | 4 | 52 |
| INDIA | 180 | 2 503 | 25 | 150 | 14 | 79 |
| INDONESIA | 1 265 | 123 018 | 183 | 5 129 | 101 | 2 761 |

6 IMPORTS AND EXPORTS (SPECIAL TRADE) BY GROUPS OF THE SITC AND BY COUNTRIES OF PRODUCTION AND CONSUMPTION 1979

| GROUP COUNTRY | DT = 100 KG | | 1 000 DM | | 1 000 \$ | |
|---------------------------|-------------|----------|-----------|----------|-----------|----------|
| | JULY/SEPT | JAN/SEPT | JULY/SEPT | JAN/SEPT | JULY/SEPT | JAN/SEPT |
| MALAYSIA | 25 | 795 | 5 | 65 | 3 | 35 |
| SINGAPORE | 3 | 2 913 | 2 | 150 | 1 | 80 |
| PHILIPPINES | 4 307 | 7 389 | 473 | 806 | 261 | 440 |
| SOUTH KOREA | 7 634 | 11 276 | 849 | 1 254 | 468 | 684 |
| JAPAN | 38 660 | 96 574 | 4 454 | 10 729 | 2 453 | 5 798 |
| TAIWAN | 1 080 | 2 871 | 139 | 343 | 77 | 186 |
| PAPUA NEW G | 15 010 | 34 550 | 669 | 1 523 | 365 | 824 |
| NEW CALEDON | 1 320 | 6 330 | 58 | 260 | 31 | 140 |
| BRIT OCEANIA | 3 335 | 8 230 | 148 | 353 | 81 | 190 |
| NEW HEBRIDES | 600 | 1 250 | 31 | 67 | 17 | 37 |
| WEST SAMOA | 600 | 3 600 | 25 | 145 | 14 | 77 |
| FR POLYNESIA | 2 350 | 6 501 | 112 | 303 | 63 | 166 |
| 062 SUGAR PREPS NON-COCCA | | | | | | |
| IMPORTS | 112 667 | 344 977 | 51 620 | 155 809 | 28 416 | 84 016 |
| FRANCE | 23 356 | 80 734 | 11 431 | 39 636 | 6 287 | 21 337 |
| BELGIUM LUX | 8 965 | 21 844 | 3 828 | 8 919 | 2 105 | 4 815 |
| NETHERLANDS | 42 109 | 124 211 | 15 473 | 46 074 | 8 519 | 24 842 |
| ITALY | 2 831 | 11 266 | 1 544 | 5 398 | 853 | 2 910 |
| UNTD KINGDOM | 12 339 | 40 650 | 4 970 | 15 209 | 2 739 | 8 192 |
| IRISH REP | 2 281 | 7 470 | 3 829 | 13 018 | 2 108 | 7 034 |
| DENMARK | 4 022 | 12 134 | 2 034 | 5 616 | 1 120 | 3 034 |
| SWEDEN | 2 348 | 5 755 | 1 063 | 2 531 | 586 | 1 366 |
| FINLAND | 321 | 710 | 127 | 291 | 70 | 156 |
| SWITZERLAND | 4 671 | 12 168 | 3 246 | 7 982 | 1 787 | 4 317 |
| AUSTRIA | 261 | 926 | 102 | 417 | 55 | 221 |
| PORTUGAL | 415 | 1 181 | 93 | 293 | 51 | 156 |
| SPAIN | 3 433 | 5 838 | 1 735 | 2 690 | 956 | 1 464 |
| YUGOSLAVIA | 313 | 1 004 | 100 | 325 | 56 | 179 |
| GREECE | 374 | 3 308 | 120 | 977 | 65 | 520 |
| TURKEY | 344 | 946 | 112 | 358 | 61 | 194 |
| POLAND | 140 | 827 | 34 | 205 | 19 | 110 |
| CZECHOSLOVA | 822 | 2 152 | 180 | 457 | 99 | 247 |
| HUNGARY | 268 | 775 | 45 | 94 | 25 | 52 |
| REP S AFRICA | 464 | 1 427 | 110 | 308 | 61 | 165 |
| USA | 1 230 | 3 648 | 695 | 2 093 | 384 | 1 134 |
| CANADA | 310 | 1 791 | 226 | 1 109 | 124 | 601 |
| MEXICO | 254 | 432 | 72 | 121 | 39 | 65 |
| ARGENTINA | 43 | 735 | 8 | 125 | 5 | 66 |
| JAPAN | 653 | 2 254 | 385 | 1 307 | 210 | 702 |
| HONG KONG | 29 | 181 | 13 | 121 | 7 | 65 |
| EXPORTS | 72 506 | 208 782 | 34 927 | 91 094 | 19 228 | 49 157 |
| FRANCE | 7 066 | 18 263 | 3 518 | 9 066 | 1 940 | 4 896 |
| BELGIUM LUX | 8 434 | 26 230 | 3 472 | 10 259 | 1 911 | 5 532 |
| NETHERLANDS | 18 540 | 59 606 | 6 478 | 20 099 | 3 571 | 10 835 |
| ITALY | 4 442 | 11 589 | 2 161 | 5 210 | 1 162 | 2 825 |
| UNTD KINGDOM | 3 619 | 6 676 | 5 292 | 6 725 | 2 898 | 3 656 |
| DENMARK | 1 989 | 6 053 | 861 | 2 752 | 474 | 1 483 |
| ICELAND | 40 | 113 | 35 | 88 | 19 | 47 |
| NORWAY | 550 | 1 584 | 269 | 820 | 149 | 441 |
| SWEDEN | 1 074 | 3 750 | 481 | 1 578 | 262 | 850 |
| FINLAND | 310 | 578 | 169 | 354 | 94 | 192 |
| SWITZERLAND | 3 820 | 11 046 | 2 081 | 5 998 | 1 145 | 3 235 |
| AUSTRIA | 12 330 | 33 444 | 5 423 | 14 488 | 2 691 | 7 821 |
| PORTUGAL | 280 | 578 | 142 | 284 | 77 | 153 |
| SPAIN | 42 | 71 | 50 | 72 | 29 | 39 |
| MALTA | 1 | 122 | 1 | 62 | | 32 |
| GREECE | 399 | 840 | 160 | 379 | 87 | 199 |
| CZECHOSLOVA | 266 | 892 | 87 | 292 | 47 | 156 |
| CANARY IS | 17 | 76 | 12 | 61 | 6 | 30 |
| LIBYA | 2 010 | 6 144 | 1 028 | 3 303 | 564 | 1 769 |
| EGYPT | 160 | 364 | 70 | 145 | 40 | 81 |
| ANGOLA | 6 | 43 | 11 | 56 | 6 | 30 |
| USA | 2 392 | 8 460 | 1 076 | 3 471 | 595 | 1 875 |
| CANADA | 408 | 673 | 210 | 348 | 116 | 190 |
| MEXICO | 23 | 91 | 16 | 68 | 9 | 35 |
| NETH ANTILL | 69 | 176 | 49 | 118 | 28 | 66 |
| BRAZIL | 3 | 159 | 2 | 73 | 2 | 40 |
| CHILE | 16 | 108 | 15 | 68 | 9 | 39 |
| PARAGUAY | 117 | 441 | 72 | 267 | 40 | 144 |
| ARGENTINA | 255 | 255 | 163 | 163 | 89 | 89 |
| CYPRUS | 12 | 143 | 8 | 66 | 4 | 35 |
| LEBANON | 152 | 759 | 64 | 331 | 34 | 175 |
| IRAN | 1 | 346 | 1 | 118 | 1 | 63 |
| ISRAEL | 393 | 916 | 157 | 397 | 86 | 215 |
| SAUDI ARABIA | 1 254 | 2 517 | 377 | 902 | 207 | 488 |
| KUWAIT | 416 | 1 151 | 214 | 584 | 117 | 315 |
| BAHRAIN | 104 | 172 | 40 | 67 | 22 | 36 |
| QATAR | 136 | 201 | 53 | 81 | 29 | 44 |
| ARAB EMIRAT | 88 | 277 | 29 | 135 | 16 | 72 |
| NORTH YEMEN | 10 | 104 | 5 | 66 | 3 | 34 |
| JAPAN | 753 | 1 258 | 326 | 552 | 180 | 301 |
| HONG KONG | 35 | 147 | 15 | 64 | 8 | 35 |
| AUSTRALIA | 14 | 1 340 | 7 | 423 | 4 | 227 |
| FR POLYNESIA | 42 | 114 | 31 | 92 | 18 | 50 |

6 IMPORTS AND EXPORTS (SPECIAL TRADE) BY GROUPS OF THE SITC AND BY COUNTRIES OF PRODUCTION AND CONSUMPTION 1979

| GROUP COUNTRY | DT = 100 KG | | 1 000 DM | | 1 000 \$ | |
|----------------------------|-------------|-----------|-----------|-----------|-----------|-----------|
| | JULY/SEPT | JAN/SEPT | JULY/SEPT | JAN/SEPT | JULY/SEPT | JAN/SEPT |
| 071 COFFEE AND SUBSTITUTES | | | | | | |
| IMPORTS | 1 238 584 | 3 535 011 | 891 368 | 2 222 819 | 490 677 | 1 200 332 |
| FRANCE | 5 833 | 18 396 | 2 326 | 8 368 | 1 282 | 4 505 |
| BELGIUM LUX | 732 | 4 177 | 444 | 3 587 | 243 | 1 926 |
| NETHERLANDS | 1 502 | 5 869 | 1 793 | 6 424 | 986 | 3 459 |
| ITALY | 1 536 | 5 224 | 1 961 | 6 448 | 1 077 | 3 474 |
| UNTD KINGDOM | 279 | 351 | 821 | 1 162 | 450 | 631 |
| DENMARK | 20 | 65 | 19 | 61 | 10 | 32 |
| SWITZERLAND | 57 | 176 | 77 | 285 | 44 | 154 |
| YUGOSLAVIA | 1 | 44 | 2 | 83 | 1 | 45 |
| GREECE | 13 | 139 | 15 | 153 | 8 | 82 |
| HUNGARY | 1 021 | 2 021 | 96 | 185 | 54 | 100 |
| LIBERIA | 561 | 3 065 | 382 | 1 906 | 212 | 1 026 |
| IVORY COAST | 17 464 | 30 759 | 12 355 | 19 969 | 6 810 | 10 865 |
| TOGO | 3 499 | 7 758 | 2 208 | 4 586 | 1 224 | 2 489 |
| NIGERIA | 3 786 | 8 387 | 2 591 | 5 233 | 1 429 | 2 834 |
| CAMEROON | 46 837 | 83 584 | 32 473 | 54 048 | 17 928 | 29 462 |
| CENT AFR EMP | 221 | 603 | 164 | 404 | 90 | 219 |
| ZAIRE | 15 944 | 42 066 | 11 788 | 26 873 | 6 504 | 14 553 |
| RWANDA | 30 801 | 60 087 | 20 106 | 36 721 | 11 073 | 19 919 |
| BURUNDI | 936 | 26 714 | 631 | 15 234 | 346 | 8 168 |
| ANGOLA | 1 586 | 10 675 | 805 | 5 969 | 442 | 3 196 |
| ETHIOPIA | 17 089 | 47 784 | 11 770 | 31 508 | 6 467 | 16 988 |
| KENYA | 86 099 | 210 828 | 64 442 | 147 435 | 35 512 | 79 708 |
| UGANDA | 7 508 | 42 624 | 4 967 | 23 940 | 2 735 | 12 850 |
| TANZANIA | 41 942 | 139 565 | 29 913 | 88 203 | 16 420 | 47 372 |
| MADAGASCAR | 545 | 4 389 | 343 | 2 588 | 188 | 1 378 |
| MALAWI | 10 | 413 | 9 | 235 | 5 | 124 |
| MEXICO | 31 323 | 57 514 | 24 064 | 39 266 | 13 244 | 21 328 |
| GUATEMALA | 93 012 | 247 390 | 66 885 | 156 113 | 36 738 | 84 258 |
| REP HONDURAS | 26 131 | 123 140 | 19 450 | 73 435 | 10 669 | 39 344 |
| EL SALVADOR | 176 892 | 468 407 | 131 314 | 293 167 | 72 267 | 158 284 |
| NICARAGUA | 41 507 | 161 524 | 29 099 | 96 052 | 15 986 | 51 628 |
| COSTA RICA | 31 251 | 129 198 | 23 033 | 79 708 | 12 673 | 42 888 |
| PANAM EX CZ | 1 133 | 3 426 | 774 | 2 080 | 424 | 1 119 |
| REP HAITI | 1 230 | 2 181 | 786 | 1 359 | 433 | 739 |
| COLOMBIA | 366 893 | 1 114 147 | 251 770 | 673 145 | 138 552 | 363 402 |
| VENEZUELA | 57 | 506 | 44 | 312 | 25 | 167 |
| ECUADOR | 21 819 | 32 283 | 18 135 | 25 133 | 10 004 | 13 741 |
| PERU | 453 | 3 049 | 317 | 1 873 | 175 | 1 005 |
| BRAZIL | 67 540 | 200 475 | 57 929 | 145 587 | 31 927 | 78 754 |
| BOLIVIA | 1 011 | 4 157 | 757 | 2 586 | 419 | 1 398 |
| PARAGUAY | 1 521 | 2 868 | 986 | 1 710 | 544 | 932 |
| INDIA | 5 801 | 7 857 | 4 012 | 5 303 | 2 206 | 2 896 |
| SRI LANKA | 1 994 | 6 310 | 1 132 | 3 109 | 623 | 1 677 |
| LAOS | 163 | 163 | 83 | 83 | 46 | 46 |
| VIETNAM | | 691 | | 346 | | 184 |
| INDONESIA | 32 369 | 99 489 | 19 042 | 52 173 | 10 500 | 28 197 |
| SINGAPORE | 132 | 132 | 98 | 98 | 55 | 55 |
| PHILIPPINES | 941 | 4 311 | 592 | 2 424 | 327 | 1 295 |
| PAPUA NEW G | 49 537 | 109 873 | 38 509 | 75 987 | 21 269 | 41 345 |
| EXPORTS | 134 140 | 355 933 | 166 647 | 406 980 | 91 764 | 219 884 |
| FRANCE | 56 056 | 150 984 | 67 506 | 156 662 | 37 126 | 84 685 |
| BELGIUM LUX | 9 680 | 25 330 | 11 220 | 28 664 | 6 185 | 15 498 |
| NETHEPLANDS | 11 462 | 33 356 | 12 470 | 32 522 | 6 860 | 17 546 |
| ITALY | 383 | 1 218 | 864 | 2 372 | 472 | 1 280 |
| UNTD KINGDOM | 8 318 | 23 313 | 18 219 | 46 318 | 10 052 | 25 013 |
| IRISH REP | 3 | 165 | 8 | 331 | 4 | 173 |
| DENMARK | 12 920 | 34 551 | 13 544 | 33 213 | 7 460 | 17 956 |
| NORWAY | 654 | 1 936 | 1 944 | 5 277 | 1 070 | 2 848 |
| SWEDEN | 3 268 | 5 200 | 4 790 | 8 052 | 2 641 | 4 381 |
| FINLAND | 249 | 1 945 | 551 | 3 490 | 303 | 1 881 |
| SWITZERLAND | 4 640 | 11 196 | 4 812 | 11 930 | 2 651 | 6 444 |
| AUSTRIA | 9 278 | 25 162 | 8 143 | 20 135 | 4 485 | 10 884 |
| SPAIN | 155 | 401 | 188 | 521 | 103 | 282 |
| MALTA | | 37 | | 68 | | 37 |
| GREECE | 293 | 551 | 370 | 753 | 203 | 407 |
| USSR | 33 | 44 | 103 | 136 | 58 | 78 |
| POLAND | 126 | 216 | 96 | 262 | 52 | 139 |
| CZECHOSLOVA | 183 | 354 | 517 | 967 | 285 | 526 |
| HUNGARY | 15 | 140 | 47 | 127 | 26 | 67 |
| RUMANIA | 862 | 1 325 | 2 057 | 2 962 | 1 135 | 1 612 |
| BULGARIA | 120 | 224 | 306 | 505 | 170 | 275 |
| CANARY IS | 158 | 430 | 194 | 655 | 107 | 353 |
| USA | 9 256 | 16 442 | 7 483 | 12 640 | 4 145 | 6 892 |
| CANADA | 1 174 | 6 058 | 917 | 4 660 | 505 | 2 491 |
| ARGENTINA | 4 | 30 | 23 | 136 | 12 | 71 |
| CYPRUS | 31 | 34 | 77 | 87 | 43 | 48 |
| SYRIA | | 300 | | 516 | | 271 |
| IRAQ | 243 | 243 | 394 | 394 | 216 | 216 |
| ISRAEL | 182 | 1 375 | 231 | 1 333 | 128 | 715 |
| JORDAN | 6 | 68 | 8 | 126 | 4 | 66 |
| SAUDI ARABIA | 2 | 123 | 2 | 136 | 1 | 73 |
| KUWAIT | 6 | 74 | 9 | 115 | 5 | 63 |
| ARAB EMIRAT | 64 | 167 | 88 | 216 | 48 | 117 |
| JAPAN | 1 963 | 7 040 | 7 142 | 25 083 | 3 933 | 13 470 |
| TAIWAN | 100 | 233 | 212 | 419 | 116 | 227 |
| HONG KONG | 110 | 303 | 133 | 350 | 73 | 189 |

6 IMPORTS AND EXPORTS (SPECIAL TRADE) BY GROUPS OF THE SITC AND BY COUNTRIES OF PRODUCTION AND CONSUMPTION 1979

| GROUP COUNTRY | DT = 100 KG | | 1 000 DM | | 1 000 \$ | |
|------------------|-------------|-----------|-----------|-----------|-----------|----------|
| | JULY/SEPT | JAN/SEPT | JULY/SEPT | JAN/SEPT | JULY/SEPT | JAN/SEPT |
| AUSTRALIA | 1 867 | 4 644 | 1 615 | 3 969 | 890 | 2 143 |
| NEW ZEALAND | 188 | 377 | 213 | 367 | 118 | 200 |
| 072 COCOA | | | | | | |
| IMPORTS | 373 315 | 1 373 751 | 270 062 | 1 003 622 | 148 793 | 540 391 |
| FRANCE | 1 728 | 7 866 | 1 533 | 7 189 | 845 | 3 859 |
| BELGIUM LUX | 935 | 1 466 | 758 | 1 183 | 417 | 642 |
| NETHERLANDS | 66 885 | 183 614 | 59 598 | 166 824 | 32 843 | 90 008 |
| ITALY | 4 763 | 13 255 | 3 064 | 8 687 | 1 690 | 4 689 |
| UNTD KINGDOM | 969 | 1 175 | 810 | 994 | 444 | 542 |
| SWITZERLAND | 68 | 116 | 75 | 123 | 41 | 66 |
| SPAIN | 6 475 | 21 620 | 7 090 | 22 070 | 3 902 | 11 884 |
| GREECE | | 300 | | 309 | | 164 |
| REP GUINEA | 491 | 1 319 | 203 | 804 | 113 | 432 |
| LIBERIA | 1 007 | 15 878 | 556 | 10 398 | 310 | 5 588 |
| IVORY COAST | 77 274 | 389 658 | 53 733 | 270 345 | 29 610 | 145 440 |
| GHANA | 45 985 | 136 136 | 30 733 | 89 722 | 16 898 | 48 344 |
| TOGO | 10 124 | 20 710 | 6 721 | 14 026 | 3 711 | 7 578 |
| BENIN | | 9 204 | | 6 718 | | 3 562 |
| NIGERIA | 36 536 | 139 190 | 24 843 | 96 888 | 13 684 | 52 182 |
| CAMEROON | 28 564 | 109 354 | 18 869 | 74 141 | 10 402 | 39 923 |
| EQUAT GUINEA | 1 643 | 1 643 | 611 | 611 | 340 | 340 |
| S TOME PRINC | 7 742 | 13 570 | 5 005 | 9 347 | 2 750 | 5 089 |
| GABON | 4 937 | 20 049 | 3 368 | 13 638 | 1 870 | 7 320 |
| CONGO | 2 941 | 7 714 | 2 083 | 5 258 | 1 159 | 2 858 |
| ZAIRE | 4 617 | 8 986 | 2 674 | 5 740 | 1 467 | 3 107 |
| UGANDA | 278 | 573 | 139 | 310 | 76 | 168 |
| TANZANIA | 479 | 2 277 | 330 | 1 610 | 181 | 864 |
| MADAGASCAR | | 1 197 | | 853 | | 453 |
| USA | 203 | 954 | 120 | 640 | 66 | 347 |
| MEXICO | 45 | 3 674 | 27 | 3 690 | 15 | 1 972 |
| GUATEMALA | | 110 | | 79 | | 42 |
| COSTA RICA | 469 | 1 660 | 373 | 1 405 | 204 | 754 |
| CUBA | | 500 | | 527 | | 283 |
| REP HAITI | | 4 045 | | 2 647 | | 1 414 |
| JAMAICA | 897 | 2 549 | 685 | 2 074 | 378 | 1 117 |
| WEST INDIES | 206 | 206 | 136 | 136 | 76 | 76 |
| TRINIDAD TOB | 564 | 1 806 | 398 | 1 325 | 219 | 710 |
| GRENADA | 1 210 | 4 426 | 906 | 3 308 | 498 | 1 777 |
| NETH ANTILL | | 234 | | 163 | | 88 |
| VENEZUELA | 1 807 | 9 269 | 1 421 | 7 394 | 783 | 3 964 |
| ECUADOR | 5 130 | 18 534 | 3 621 | 14 865 | 1 989 | 7 971 |
| PERU | | 250 | | 258 | | 136 |
| BRAZIL | 25 926 | 77 704 | 17 215 | 55 901 | 9 516 | 30 190 |
| SRI LANKA | | 1 429 | | 1 012 | | 540 |
| INDONESIA | 1 020 | 8 848 | 650 | 6 519 | 357 | 3 501 |
| MALAYSIA | 12 105 | 70 471 | 8 325 | 49 358 | 4 570 | 26 421 |
| SINGAPORE | 350 | 1 277 | 306 | 1 193 | 169 | 635 |
| PHILIPPINES | 275 | 1 461 | 294 | 1 492 | 162 | 802 |
| P REP CHINA | 763 | 8 313 | 767 | 7 657 | 419 | 4 084 |
| PAPUA NEW G | 16 801 | 43 091 | 11 279 | 29 752 | 6 220 | 16 071 |
| BRIT OCEANIA | 176 | 1 033 | 100 | 721 | 56 | 391 |
| FIJI | 116 | 355 | 73 | 224 | 40 | 120 |
| WEST SAMOA | 811 | 4 666 | 550 | 3 488 | 303 | 1 879 |
| EXPORTS | 86 737 | 301 452 | 77 506 | 284 047 | 42 668 | 152 849 |
| FRANCE | 6 807 | 16 961 | 5 452 | 15 323 | 3 015 | 8 272 |
| BELGIUM LUX | 6 892 | 28 012 | 6 063 | 25 739 | 3 339 | 13 867 |
| NETHERLANDS | 11 865 | 49 621 | 11 511 | 47 772 | 6 335 | 25 663 |
| ITALY | 3 324 | 12 123 | 3 134 | 11 416 | 1 720 | 6 150 |
| UNTD KINGDOM | 13 306 | 46 186 | 13 439 | 44 649 | 7 389 | 23 979 |
| IRISH REP | | 200 | | 186 | | 98 |
| DENMARK | 3 112 | 9 199 | 2 943 | 8 896 | 1 621 | 4 799 |
| ICELAND | 250 | 512 | 250 | 482 | 138 | 261 |
| NORWAY | 891 | 3 291 | 798 | 3 180 | 439 | 1 710 |
| SWEDEN | 1 667 | 6 618 | 1 458 | 6 292 | 806 | 3 398 |
| FINLAND | 685 | 2 002 | 733 | 2 187 | 403 | 1 178 |
| SWITZERLAND | 9 885 | 30 630 | 9 075 | 28 465 | 5 006 | 15 345 |
| AUSTRIA | 1 410 | 3 238 | 1 415 | 3 099 | 776 | 1 675 |
| GREECE | 194 | 246 | 269 | 339 | 147 | 184 |
| TURKEY | | 465 | | 481 | | 256 |
| POLAND | 4 584 | 4 751 | 2 032 | 2 289 | 1 111 | 1 246 |
| CZECHOSLOVA | | 1 055 | | 694 | | 372 |
| BULGARIA | 48 | 72 | 55 | 82 | 30 | 44 |
| ALBANIA | 760 | 760 | 523 | 523 | 291 | 291 |
| EGYPT | 78 | 89 | 80 | 85 | 44 | 46 |
| USA | 8 543 | 46 045 | 6 592 | 45 086 | 3 629 | 24 199 |
| CANADA | 2 869 | 8 837 | 2 950 | 8 572 | 1 623 | 4 623 |
| PARAGUAY | 50 | 56 | 57 | 64 | 31 | 35 |
| LEBANON | | 104 | | 101 | | 54 |
| IRAN | 640 | 1 310 | 650 | 1 309 | 356 | 707 |
| ISRAEL | 3 807 | 10 257 | 3 583 | 9 679 | 1 968 | 5 222 |
| INDIA | | 942 | | 703 | | 372 |
| MALAYSIA | | 500 | | 193 | | 104 |
| SINGAPORE | 130 | 434 | 103 | 334 | 58 | 180 |
| SOUTH KOREA | 130 | 810 | 93 | 699 | 51 | 376 |
| JAPAN | 4 648 | 15 164 | 4 092 | 14 282 | 2 257 | 7 691 |
| TAIWAN | 60 | 160 | 52 | 149 | 29 | 81 |
| AUSTRALIA | | 346 | 3 | 325 | | 171 |

6 IMPORTS AND EXPORTS (SPECIAL TRADE) BY GROUPS OF THE SITC AND BY COUNTRIES OF PRODUCTION AND CONSUMPTION 1979

| GROUP COUNTRY | DT = 100 KG | | 1 000 DM | | 1 000 \$ | |
|----------------------------|-------------|----------|-----------|----------|-----------|----------|
| | JULY/SEPT | JAN/SEPT | JULY/SEPT | JAN/SEPT | JULY/SEPT | JAN/SEPT |
| NEW ZEALAND | | 247 | | 160 | | 86 |
| 073 CHOCOLATE AND PRODUCTS | | | | | | |
| IMPORTS | 219 240 | 720 145 | 106 199 | 348 812 | 58 494 | 187 923 |
| FRANCE | 12 126 | 38 055 | 6 088 | 19 501 | 3 348 | 10 498 |
| BELGIUM LUX | 40 365 | 90 927 | 19 706 | 44 396 | 10 875 | 24 046 |
| NETHERLANDS | 112 913 | 422 964 | 50 902 | 195 939 | 28 021 | 105 396 |
| ITALY | 19 868 | 52 532 | 12 348 | 33 247 | 6 803 | 17 973 |
| UNTD KINGDOM | 15 120 | 51 377 | 8 871 | 29 320 | 4 878 | 15 770 |
| IRISH REP | 2 | 105 | 2 | 80 | 1 | 43 |
| DENMARK | 1 689 | 4 458 | 1 137 | 2 962 | 626 | 1 596 |
| SWEDEN | 3 150 | 9 283 | 1 336 | 3 905 | 737 | 2 102 |
| FINLAND | 573 | 1 672 | 321 | 1 000 | 177 | 538 |
| SWITZERLAND | 3 083 | 8 113 | 2 874 | 7 449 | 1 586 | 4 028 |
| AUSTRIA | 763 | 4 100 | 1 057 | 4 222 | 582 | 2 279 |
| USSR | | 660 | | 139 | | 73 |
| POLAND | 7 856 | 27 757 | 869 | 3 370 | 480 | 1 815 |
| CZECHOSLOVA | 248 | 1 125 | 233 | 924 | 129 | 502 |
| HUNGARY | 703 | 2 762 | 179 | 745 | 99 | 402 |
| USA | 512 | 1 817 | 142 | 691 | 77 | 366 |
| COLOMBIA | 173 | 846 | 101 | 483 | 56 | 259 |
| BRAZIL | | 800 | | 233 | | 125 |
| ISRAEL | | 376 | | 58 | | 30 |
| EXPORTS | 135 859 | 413 779 | 77 872 | 223 154 | 42 985 | 120 620 |
| FRANCE | 31 833 | 111 848 | 15 113 | 51 195 | 8 339 | 27 636 |
| BELGIUM LUX | 21 191 | 63 406 | 11 086 | 33 205 | 6 117 | 17 937 |
| NETHERLANDS | 22 261 | 81 064 | 11 940 | 43 257 | 6 575 | 23 277 |
| ITALY | 13 097 | 31 155 | 8 195 | 16 672 | 4 524 | 9 051 |
| UNTD KINGDOM | 6 832 | 17 664 | 4 283 | 9 525 | 2 358 | 5 153 |
| IRISH REP | 187 | 224 | 208 | 252 | 115 | 137 |
| DENMARK | 6 263 | 15 579 | 3 992 | 10 395 | 2 207 | 5 629 |
| ICELAND | 88 | 219 | 41 | 107 | 23 | 60 |
| NORWAY | 1 413 | 3 151 | 957 | 2 012 | 525 | 1 090 |
| SWEDEN | 2 462 | 5 854 | 1 665 | 3 787 | 920 | 2 056 |
| FINLAND | 101 | 250 | 116 | 250 | 64 | 138 |
| SWITZERLAND | 2 759 | 10 066 | 1 990 | 6 894 | 1 101 | 3 717 |
| AUSTRIA | 14 537 | 38 903 | 8 447 | 22 118 | 4 677 | 11 986 |
| SPAIN | 182 | 232 | 128 | 152 | 69 | 81 |
| YUGOSLAVIA | | 100 | | 62 | | 33 |
| GREECE | 65 | 211 | 149 | 263 | 82 | 143 |
| POLAND | 42 | 189 | 38 | 231 | 22 | 123 |
| CZECHOSLOVA | 559 | 2 391 | 293 | 1 321 | 161 | 709 |
| HUNGARY | 338 | 643 | 351 | 663 | 196 | 361 |
| BULGARIA | 181 | 391 | 110 | 242 | 61 | 131 |
| CANARY IS | 106 | 137 | 42 | 66 | 23 | 34 |
| EGYPT | 1 | 173 | 1 | 107 | 1 | 56 |
| NIGERIA | 998 | 1 008 | 429 | 440 | 238 | 244 |
| REP S AFRICA | 80 | 228 | 67 | 221 | 38 | 123 |
| USA | 5 189 | 18 634 | 3 744 | 11 376 | 2 071 | 6 174 |
| CANADA | 848 | 1 934 | 932 | 1 833 | 520 | 1 003 |
| CHILE | 151 | 356 | 159 | 357 | 88 | 193 |
| PARAGUAY | 15 | 57 | 19 | 68 | 10 | 36 |
| ARGENTINA | 281 | 444 | 261 | 439 | 143 | 241 |
| LEBANON | 54 | 194 | 26 | 109 | 14 | 59 |
| SYRIA | 261 | 270 | 364 | 370 | 200 | 204 |
| ISRAEL | 139 | 247 | 64 | 140 | 35 | 76 |
| SAUDI ARABIA | 48 | 226 | 50 | 180 | 28 | 94 |
| KUWAIT | 464 | 1 473 | 311 | 989 | 172 | 538 |
| BAHRAIN | 68 | 129 | 29 | 67 | 16 | 36 |
| ARAB EMIRAT | 143 | 151 | 60 | 66 | 33 | 35 |
| MALAYSIA | | 88 | | 104 | | 56 |
| SINGAPORE | 180 | 330 | 129 | 241 | 68 | 126 |
| JAPAN | 1 939 | 2 830 | 1 584 | 2 047 | 877 | 1 126 |
| HONG KONG | 103 | 255 | 153 | 392 | 84 | 211 |
| AUSTRALIA | 157 | 419 | 161 | 443 | 90 | 241 |
| 074 TEA AND MATE | | | | | | |
| IMPORTS | 34 911 | 111 295 | 26 298 | 84 314 | 14 475 | 45 429 |
| FRANCE | 17 | 53 | 15 | 90 | 8 | 48 |
| NETHERLANDS | 216 | 768 | 194 | 555 | 107 | 298 |
| UNTD KINGDOM | 291 | 1 382 | 262 | 1 151 | 146 | 623 |
| SWITZERLAND | 9 | 31 | 18 | 62 | 9 | 32 |
| TURKEY | 572 | 1 698 | 331 | 1 369 | 183 | 738 |
| USSR | 300 | 1 536 | 215 | 1 093 | 118 | 581 |
| KENYA | 1 139 | 3 042 | 848 | 2 188 | 465 | 1 181 |
| TANZANIA | 96 | 275 | 69 | 170 | 39 | 92 |
| MOZAMBIQUE | 448 | 1 717 | 321 | 1 202 | 176 | 648 |
| MALAWI | 556 | 4 364 | 437 | 3 349 | 241 | 1 792 |
| BRAZIL | 667 | 1 336 | 106 | 332 | 59 | 178 |
| ARGENTINA | 260 | 1 476 | 195 | 1 112 | 106 | 596 |
| INDIA | 13 243 | 42 541 | 10 221 | 32 788 | 5 624 | 17 657 |
| BANGLADESH | 800 | 2 644 | 573 | 1 868 | 315 | 1 004 |
| SRI LANKA | 10 437 | 27 079 | 8 104 | 20 923 | 4 463 | 11 296 |
| VIETNAM | 162 | 945 | 126 | 708 | 70 | 383 |
| INDONESIA | 2 784 | 8 452 | 1 761 | 5 558 | 970 | 2 999 |
| P REP CHINA | 2 724 | 11 151 | 2 298 | 9 088 | 1 263 | 4 899 |

6 IMPORTS AND EXPORTS (SPECIAL TRADE) BY GROUPS OF THE SITC AND BY COUNTRIES OF PRODUCTION AND CONSUMPTION 1979

| GROUP COUNTRY | DT = 100 KG | | 1 000 DM | | 1 000 \$ | |
|------------------|-------------|----------|-----------|----------|-----------|----------|
| | JULY/SEPT | JAN/SEPT | JULY/SEPT | JAN/SEPT | JULY/SEPT | JAN/SEPT |
| JAPAN | 24 | 125 | 33 | 129 | 18 | 70 |
| TAIWAN | 90 | 361 | 73 | 286 | 42 | 156 |
| HONG KONG | 38 | 105 | 45 | 138 | 24 | 74 |
| EXPORTS | 3 004 | 10 421 | 2 264 | 7 388 | 1 246 | 3 979 |
| FRANCE | 252 | 668 | 295 | 804 | 162 | 431 |
| BELGIUM LUX | 59 | 167 | 51 | 189 | 29 | 105 |
| NETHERLANDS | 180 | 723 | 141 | 540 | 77 | 291 |
| ITALY | 105 | 335 | 202 | 575 | 109 | 309 |
| UNTD KINGDOM | | 515 | | 96 | | 51 |
| DENMARK | 284 | 857 | 305 | 827 | 168 | 445 |
| NORWAY | 24 | 63 | 27 | 69 | 15 | 39 |
| SWEDEN | 433 | 1 577 | 189 | 751 | 105 | 405 |
| FINLAND | 3 | 192 | 1 | 124 | | 66 |
| SWITZERLAND | 45 | 427 | 50 | 335 | 27 | 180 |
| AUSTRIA | 1 018 | 2 600 | 622 | 1 771 | 345 | 958 |
| SPAIN | 163 | 445 | 130 | 321 | 71 | 172 |
| USA | 238 | 597 | 99 | 278 | 55 | 151 |
| CANADA | 42 | 321 | 35 | 191 | 19 | 102 |
| PAKISTAN | | 587 | | 221 | | 116 |
| 075 SPICES | | | | | | |
| IMPORTS | 108 001 | 298 454 | 40 127 | 112 607 | 22 084 | 60 774 |
| FRANCE | 1 518 | 5 733 | 691 | 2 350 | 382 | 1 269 |
| BELGIUM LUX | 98 | 151 | 54 | 75 | 29 | 41 |
| NETHERLANDS | 4 264 | 10 440 | 1 800 | 3 966 | 985 | 2 140 |
| ITALY | 8 310 | 12 629 | 2 204 | 3 787 | 1 213 | 2 054 |
| UNTD KINGDOM | 2 034 | 4 777 | 729 | 1 648 | 403 | 892 |
| DENMARK | 1 131 | 3 836 | 386 | 1 137 | 209 | 609 |
| SWITZERLAND | 22 | 76 | 50 | 122 | 27 | 66 |
| AUSTRIA | 970 | 1 137 | 241 | 286 | 133 | 156 |
| PORTUGAL | 12 | 88 | 8 | 100 | 5 | 53 |
| SPAIN | 8 821 | 25 454 | 2 928 | 8 093 | 1 614 | 4 377 |
| YUGOSLAVIA | 4 003 | 20 966 | 959 | 4 468 | 527 | 2 400 |
| GREECE | 3 170 | 10 955 | 508 | 2 680 | 280 | 1 442 |
| TURKEY | 2 349 | 8 142 | 511 | 2 199 | 280 | 1 181 |
| USSR | 256 | 256 | 61 | 61 | 34 | 34 |
| POLAND | 1 555 | 4 149 | 470 | 1 198 | 263 | 650 |
| CZECHOSLOVA | 1 164 | 1 664 | 300 | 396 | 166 | 216 |
| HUNGARY | 6 496 | 18 068 | 1 686 | 5 374 | 926 | 2 890 |
| ROMANIA | 1 465 | 5 009 | 135 | 518 | 74 | 276 |
| BULGARIA | 1 600 | 4 755 | 251 | 738 | 126 | 398 |
| ALBANIA | 10 | 630 | 1 | 116 | 1 | 63 |
| MOROCCO | 669 | 3 938 | 58 | 490 | 32 | 268 |
| EGYPT | 2 180 | 5 620 | 377 | 775 | 210 | 424 |
| CAMEROON | 468 | 1 116 | 165 | 388 | 90 | 207 |
| KENYA | 72 | 662 | 10 | 167 | 6 | 88 |
| TANZANIA | 96 | 282 | 153 | 630 | 84 | 339 |
| MADAGASCAR | 2 379 | 6 944 | 4 353 | 11 769 | 2 394 | 6 333 |
| REUNION | 7 | 106 | 89 | 140 | 49 | 76 |
| COMORO IS | 243 | 722 | 1 912 | 3 290 | 1 063 | 1 800 |
| REP S AFRICA | | 404 | | 101 | | 53 |
| USA | 282 | 457 | 217 | 389 | 116 | 206 |
| MEXICO | 1 342 | 2 495 | 243 | 464 | 131 | 251 |
| GUATEMALA | 429 | 1 472 | 805 | 3 299 | 441 | 1 777 |
| REP HAITI | 1 469 | 1 955 | 238 | 319 | 131 | 173 |
| JAMAICA | 319 | 1 120 | 131 | 452 | 72 | 243 |
| WEST INDIES | 237 | 1 012 | 72 | 412 | 39 | 218 |
| GRENADA | 1 930 | 3 832 | 766 | 1 598 | 424 | 868 |
| PERU | | 281 | | 72 | | 38 |
| BRAZIL | 4 515 | 23 371 | 1 906 | 9 708 | 1 349 | 5 231 |
| ARGENTINA | 583 | 677 | 194 | 217 | 106 | 119 |
| PAKISTAN | 921 | 2 484 | 155 | 419 | 86 | 226 |
| INDIA | 7 016 | 12 761 | 1 640 | 3 604 | 907 | 1 956 |
| SRI LANKA | 840 | 2 591 | 336 | 1 033 | 184 | 555 |
| THAILAND | 309 | 391 | 85 | 116 | 45 | 61 |
| INDONESIA | 15 901 | 43 573 | 6 999 | 18 804 | 3 849 | 10 156 |
| MALAYSIA | 9 525 | 24 338 | 3 931 | 10 630 | 2 169 | 5 748 |
| SINGAPORE | 335 | 944 | 132 | 420 | 72 | 225 |
| P REP CHINA | 6 273 | 14 768 | 1 062 | 3 012 | 584 | 1 624 |
| PAPUA NEW G | 104 | 115 | 48 | 56 | 26 | 30 |
| EXPORTS | 8 212 | 26 474 | 8 142 | 28 383 | 4 480 | 15 272 |
| FRANCE | 1 714 | 4 248 | 1 775 | 6 082 | 978 | 3 284 |
| BELGIUM LUX | 668 | 2 157 | 737 | 2 061 | 407 | 1 111 |
| NETHERLANDS | 917 | 3 130 | 1 089 | 3 189 | 596 | 1 719 |
| ITALY | 223 | 625 | 196 | 724 | 109 | 392 |
| UNTD KINGDOM | 576 | 1 918 | 536 | 1 628 | 296 | 878 |
| DENMARK | 1 008 | 2 992 | 706 | 2 190 | 390 | 1 189 |
| ICELAND | 94 | 134 | 58 | 81 | 31 | 41 |
| NORWAY | 278 | 792 | 195 | 600 | 109 | 330 |
| SWEDEN | 386 | 1 267 | 223 | 1 061 | 122 | 565 |
| FINLAND | 275 | 887 | 194 | 709 | 109 | 384 |
| SWITZERLAND | 529 | 1 824 | 423 | 1 745 | 234 | 941 |
| AUSTRIA | 750 | 1 923 | 486 | 1 182 | 266 | 632 |
| SPAIN | 16 | 330 | 9 | 409 | 5 | 218 |
| YUGOSLAVIA | 2 | 687 | 31 | 408 | 17 | 219 |
| GREECE | 65 | 303 | 39 | 150 | 20 | 75 |

6 IMPORTS AND EXPORTS (SPECIAL TRADE) BY GROUPS OF THE SITC AND BY COUNTRIES OF PRODUCTION AND CONSUMPTION 1979

| GROUP COUNTRY | DT = 100 KG | | 1 000 DM | | 1 000 \$ | |
|------------------|-------------|----------|-----------|----------|-----------|----------|
| | JULY/SEPT | JAN/SEPT | JULY/SEPT | JAN/SEPT | JULY/SEPT | JAN/SEPT |
| POLAND | 6 | 739 | 32 | 142 | 17 | 76 |
| REP S AFRICA | 100 | 263 | 92 | 247 | 50 | 130 |
| USA | 17 | 254 | 14 | 158 | 8 | 82 |
| CANADA | 34 | 90 | 50 | 140 | 29 | 79 |
| GUATEMALA | 29 | 93 | 14 | 58 | 8 | 32 |
| BRAZIL | 10 | 234 | 90 | 1 808 | 49 | 962 |
| ARGENTINA | 3 | 172 | 5 | 595 | 2 | 317 |
| IRAQ | 31 | 41 | 50 | 57 | 28 | 32 |
| ISRAEL | 41 | 53 | 60 | 66 | 33 | 37 |
| JORDAN | | 27 | | 90 | | 49 |
| SAUDI ARABIA | 166 | 382 | 662 | 1 574 | 364 | 844 |
| MALAYSIA | 23 | 79 | 20 | 70 | 12 | 38 |
| SOUTH KOREA | 16 | 29 | 43 | 234 | 23 | 125 |
| AUSTRALIA | 25 | 68 | 91 | 240 | 50 | 130 |
| NEW ZEALAND | 1 | 23 | 7 | 60 | 4 | 33 |

081 FEEDING STUFF FOR ANIMLS

| | | | | | | |
|----------------|------------|------------|---------|-----------|---------|-----------|
| IMPORTS | 15 464 168 | 50 665 538 | 590 617 | 1 905 178 | 324 936 | 1 025 909 |
| FRANCE | 589 432 | 2 050 928 | 18 110 | 63 330 | 9 954 | 34 065 |
| BELGIUM LUX | 46 763 | 251 891 | 5 227 | 18 374 | 2 881 | 9 902 |
| NETHERLANDS | 1 486 707 | 4 805 384 | 72 996 | 235 303 | 40 197 | 126 747 |
| ITALY | 71 280 | 291 099 | 1 756 | 7 119 | 970 | 3 824 |
| UNITED KINGDOM | 36 359 | 106 786 | 9 509 | 25 645 | 5 242 | 13 841 |
| IRISH REP | 55 | 139 | 36 | 98 | 19 | 52 |
| DENMARK | 310 451 | 849 101 | 8 762 | 25 154 | 4 824 | 13 587 |
| ICELAND | 11 205 | 45 462 | 776 | 3 351 | 424 | 1 787 |
| NORWAY | 52 427 | 104 734 | 4 235 | 9 986 | 2 329 | 5 373 |
| SWEDEN | 12 | 5 927 | 3 | 385 | 2 | 204 |
| SWITZERLAND | 3 549 | 28 458 | 383 | 1 383 | 211 | 745 |
| AUSTRIA | 4 812 | 17 859 | 210 | 637 | 116 | 346 |
| PORTUGAL | 31 973 | 164 516 | 1 366 | 4 749 | 749 | 2 548 |
| SPAIN | 122 678 | 389 012 | 2 530 | 8 587 | 1 398 | 4 623 |
| YUGOSLAVIA | 8 895 | 23 380 | 325 | 914 | 180 | 499 |
| GREECE | 5 289 | 45 465 | 171 | 1 369 | 94 | 729 |
| USSR | | 1 376 | | 93 | | 51 |
| POLAND | 3 507 | 22 219 | 75 | 561 | 42 | 299 |
| CZECHOSLOVAKIA | 940 | 3 573 | 311 | 972 | 171 | 527 |
| HUNGARY | 281 843 | 877 432 | 6 449 | 18 745 | 3 541 | 10 087 |
| RUMANIA | 188 | 984 | 16 | 83 | 9 | 45 |
| BULGARIA | 1 516 | 4 773 | 708 | 1 406 | 392 | 763 |
| MOROCCO | 2 151 | 17 171 | 144 | 906 | 80 | 487 |
| SUDAN | 28 213 | 175 425 | 882 | 5 544 | 487 | 2 987 |
| SENEGAL | | 32 353 | | 1 268 | | 668 |
| GUIN BISSAU | | 1 891 | | 70 | | 37 |
| REP GUINEA | 4 488 | 27 866 | 175 | 1 013 | 96 | 541 |
| SIERRA LEONE | 9 437 | 25 398 | 323 | 835 | 177 | 451 |
| LIBERIA | 4 778 | 4 778 | 157 | 157 | 87 | 87 |
| IVORY COAST | 16 619 | 107 025 | 679 | 3 500 | 375 | 1 883 |
| GHANA | | 4 172 | | 253 | | 136 |
| TOGO | | 5 980 | | 147 | | 78 |
| BENIN | 9 200 | 48 269 | 338 | 1 637 | 187 | 880 |
| NIGERIA | 97 055 | 535 616 | 2 818 | 14 842 | 1 543 | 7 965 |
| CAMEROON | | 14 839 | | 414 | | 222 |
| GABON | | 3 239 | | 60 | | 32 |
| ZAIRE | 12 456 | 65 847 | 429 | 2 133 | 236 | 1 149 |
| KENYA | 6 256 | 16 091 | 216 | 532 | 117 | 284 |
| TANZANIA | 4 271 | 17 533 | 137 | 596 | 77 | 321 |
| MOZAMBIQUE | 7 500 | 9 522 | 292 | 368 | 160 | 202 |
| REP S AFRICA | 1 643 324 | 4 949 097 | 52 231 | 151 546 | 28 717 | 81 649 |
| USA | 4 423 084 | 14 207 427 | 157 665 | 515 747 | 86 673 | 277 887 |
| CANADA | 31 877 | 667 115 | 1 422 | 19 013 | 783 | 10 182 |
| MEXICO | 50 | 1 887 | 22 | 197 | 12 | 106 |
| BERMUDA | | 21 292 | | 1 650 | | 893 |
| PANAMA EX CZ | | 5 086 | | 161 | | 86 |
| PERU | 323 195 | 737 117 | 22 756 | 53 160 | 12 489 | 28 643 |
| BRAZIL | 2 177 431 | 6 265 791 | 89 367 | 253 762 | 49 145 | 136 613 |
| CHILE | 325 343 | 1 274 378 | 18 291 | 72 695 | 10 085 | 39 072 |
| PARAGUAY | 48 544 | 184 358 | 1 526 | 5 987 | 840 | 3 214 |
| URUGUAY | 9 737 | 69 419 | 503 | 2 879 | 275 | 1 551 |
| ARGENTINA | 1 108 281 | 4 186 478 | 37 859 | 142 357 | 20 825 | 76 519 |
| ISRAEL | 1 079 | 3 193 | 209 | 589 | 115 | 318 |
| PAKISTAN | 40 836 | 81 152 | 1 820 | 3 255 | 1 000 | 1 763 |
| INDIA | 440 538 | 1 169 870 | 11 428 | 32 498 | 6 296 | 17 509 |
| BURMA | 11 789 | 146 450 | 504 | 5 662 | 275 | 3 026 |
| THAILAND | 69 168 | 138 683 | 1 830 | 3 886 | 1 003 | 2 105 |
| INDONESIA | 420 948 | 1 595 451 | 14 653 | 53 031 | 8 062 | 28 545 |
| MALAYSIA | 238 540 | 967 830 | 7 680 | 29 561 | 4 230 | 15 899 |
| PHILIPPINES | 795 021 | 2 648 363 | 28 354 | 90 897 | 15 664 | 49 040 |
| P REP CHINA | 79 062 | 111 143 | 1 810 | 2 657 | 1 001 | 1 450 |
| JAPAN | 9 | 29 | 141 | 297 | 78 | 161 |
| AUSTRALIA | | 3 424 | | 135 | | 72 |
| PAPUA NEW G | | 26 307 | | 981 | | 522 |
| EXPORTS | 5 823 692 | 20 344 124 | 252 541 | 855 859 | 138 991 | 461 000 |
| FRANCE | 304 640 | 1 062 346 | 21 483 | 72 678 | 11 836 | 39 143 |
| BELGIUM LUX | 170 312 | 526 920 | 13 573 | 44 024 | 7 477 | 23 712 |
| NETHERLANDS | 2 238 395 | 7 558 975 | 50 909 | 191 946 | 28 025 | 103 435 |
| ITALY | 42 620 | 133 638 | 4 395 | 11 854 | 2 417 | 6 396 |
| UNITED KINGDOM | 408 936 | 2 785 466 | 15 528 | 90 350 | 8 528 | 48 508 |

6 IMPORTS AND EXPORTS (SPECIAL TRADE) BY GROUPS OF THE SITC AND BY COUNTRIES OF PRODUCTION AND CONSUMPTION 1979

| GROUP COUNTRY | DT = 100 KG | | 1 000 DM | | 1 000 \$ | |
|------------------------------|-------------|-----------|-----------|----------|-----------|----------|
| | JULY/SEPT | JAN/SEPT | JULY/SEPT | JAN/SEPT | JULY/SEPT | JAN/SEPT |
| IRISH REP | 21 548 | 89 775 | 1 056 | 3 776 | 583 | 2 032 |
| DENMARK | 882 511 | 2 949 809 | 39 358 | 127 893 | 21 649 | 68 827 |
| ICELAND | 5 748 | 5 862 | 186 | 217 | 103 | 119 |
| NORWAY | 11 121 | 84 555 | 1 048 | 4 572 | 575 | 2 466 |
| SWEDEN | 101 649 | 486 919 | 7 266 | 28 757 | 3 994 | 15 457 |
| FINLAND | 8 965 | 37 685 | 932 | 3 168 | 514 | 1 702 |
| SWITZERLAND | 384 077 | 827 887 | 11 196 | 30 822 | 6 173 | 16 629 |
| AUSTRIA | 825 901 | 2 476 887 | 49 269 | 142 105 | 27 135 | 76 643 |
| PORTUGAL | 289 | 1 264 | 178 | 632 | 99 | 343 |
| SPAIN | 2 959 | 7 617 | 947 | 2 474 | 521 | 1 338 |
| YUGOSLAVIA | 2 506 | 6 295 | 280 | 681 | 154 | 364 |
| GREECE | 6 181 | 19 844 | 790 | 2 429 | 433 | 1 307 |
| TURKEY | | 2 288 | 1 | 403 | | 213 |
| USSR | 119 | 460 | 54 | 129 | 29 | 70 |
| POLAND | 111 355 | 159 007 | 8 722 | 12 395 | 4 789 | 6 747 |
| CZECHOSLOVA | 155 | 1 180 | 257 | 626 | 141 | 340 |
| HUNGARY | 67 097 | 377 345 | 4 395 | 21 784 | 2 429 | 11 683 |
| RUMANIA | 255 | 36 169 | 9 | 2 830 | 5 | 1 526 |
| MOROCCO | 69 | 295 | 24 | 140 | 14 | 76 |
| ALGERIA | 1 594 | 3 008 | 165 | 502 | 102 | 271 |
| TUNISIA | 62 | 1 462 | 16 | 237 | 9 | 127 |
| LIBYA | 105 006 | 422 381 | 4 275 | 14 612 | 2 338 | 7 885 |
| EGYPT | 120 | 777 | 37 | 143 | 20 | 77 |
| SUDAN | 1 692 | 3 570 | 241 | 472 | 132 | 256 |
| LIBERIA | 6 483 | 7 957 | 288 | 355 | 159 | 194 |
| GHANA | 2 567 | 2 984 | 229 | 342 | 125 | 184 |
| NIGERIA | 11 891 | 33 336 | 507 | 2 057 | 278 | 1 110 |
| ZAIRE | 419 | 579 | 87 | 104 | 47 | 56 |
| KENYA | 357 | 4 349 | 46 | 468 | 26 | 247 |
| ZAMBIA | | 924 | | 88 | | 47 |
| REP S AFRICA | 365 | 693 | 324 | 451 | 177 | 244 |
| USA | 2 932 | 9 785 | 3 207 | 12 091 | 1 769 | 6 520 |
| CANADA | 1 783 | 6 913 | 663 | 1 772 | 367 | 956 |
| MEXICO | 7 200 | 11 288 | 680 | 1 157 | 377 | 631 |
| GUATEMALA | 161 | 2 093 | 117 | 369 | 65 | 200 |
| EL SALVADOR | 343 | 1 246 | 79 | 177 | 45 | 97 |
| COSTA RICA | 71 | 1 201 | 12 | 110 | 6 | 58 |
| DOMINIC REP | 678 | 974 | 155 | 299 | 85 | 162 |
| COLOMBIA | 1 100 | 3 605 | 73 | 257 | 40 | 138 |
| VENEZUELA | 680 | 3 425 | 142 | 642 | 78 | 345 |
| ECUADOR | 269 | 1 350 | 29 | 108 | 15 | 57 |
| BRAZIL | 2 509 | 6 024 | 215 | 503 | 118 | 269 |
| CHILE | 555 | 1 404 | 79 | 160 | 43 | 85 |
| PARAGUAY | 3 560 | 3 560 | 231 | 231 | 127 | 127 |
| URUGUAY | 303 | 963 | 19 | 76 | 10 | 40 |
| ARGENTINA | 151 | 197 | 69 | 208 | 39 | 114 |
| LEBANON | 49 | 606 | 11 | 68 | 6 | 39 |
| IRAN | 5 652 | 10 202 | 896 | 1 412 | 495 | 767 |
| ISRAEL | 814 | 1 237 | 136 | 224 | 75 | 122 |
| JORDAN | 8 515 | 13 785 | 729 | 1 232 | 400 | 666 |
| SAUDI ARABIA | 1 413 | 12 074 | 152 | 930 | 84 | 497 |
| KUWAIT | 1 456 | 4 648 | 139 | 456 | 75 | 244 |
| BAHRAIN | 3 770 | 15 541 | 264 | 1 062 | 146 | 576 |
| ARAB EMIRAT | 1 617 | 3 777 | 110 | 276 | 60 | 150 |
| OMAN | 2 087 | 4 875 | 126 | 322 | 69 | 173 |
| PAKISTAN | 280 | 459 | 58 | 102 | 32 | 56 |
| BANGLADESH | | 1 360 | | 82 | | 43 |
| SRI LANKA | | 918 | | 343 | | 183 |
| THAILAND | 155 | 816 | 362 | 1 008 | 199 | 541 |
| INDONESIA | 365 | 877 | 68 | 147 | 38 | 79 |
| MALAYSIA | 1 183 | 1 391 | 195 | 327 | 107 | 178 |
| SINGAPORE | 434 | 3 079 | 65 | 632 | 47 | 337 |
| PHILIPPINES | 501 | 1 112 | 26 | 88 | 15 | 49 |
| JAPAN | 543 | 2 297 | 286 | 1 162 | 156 | 622 |
| TAIWAN | 42 887 | 86 501 | 4 088 | 9 733 | 2 572 | 5 253 |
| HONG KONG | 52 | 306 | 76 | 483 | 42 | 258 |
| AUSTRALIA | 186 | 443 | 83 | 540 | 47 | 291 |
| 091 MARGARINE AND SHORTENING | | | | | | |
| IMPORTS | 67 915 | 206 261 | 11 117 | 33 626 | 6 123 | 18 128 |
| FRANCE | 1 207 | 4 765 | 365 | 1 392 | 199 | 744 |
| BELGIUM LUX | 29 242 | 87 811 | 4 443 | 13 228 | 2 448 | 7 137 |
| NETHERLANDS | 33 675 | 101 351 | 5 474 | 16 155 | 3 016 | 8 708 |
| UNITD KINGDOM | 90 | 360 | 21 | 79 | 12 | 43 |
| DENMARK | 2 020 | 6 859 | 603 | 2 087 | 331 | 1 126 |
| SWITZERLAND | 1 282 | 4 043 | 135 | 408 | 75 | 221 |
| POLAND | | 158 | | 81 | | 44 |
| HUNGARY | 369 | 469 | 65 | 91 | 36 | 50 |
| EXPORTS | 369 960 | 1 116 464 | 53 236 | 154 983 | 29 290 | 83 517 |
| FRANCE | 39 262 | 121 104 | 7 002 | 19 878 | 3 850 | 10 727 |
| BELGIUM LUX | 51 979 | 171 879 | 7 560 | 24 643 | 4 166 | 13 274 |
| NETHERLANDS | 99 623 | 314 489 | 12 751 | 39 382 | 7 020 | 21 221 |
| ITALY | 12 116 | 40 645 | 2 724 | 8 575 | 1 503 | 4 615 |
| UNITD KINGDOM | 153 921 | 424 623 | 21 165 | 55 528 | 11 634 | 29 926 |
| IRISH REP | 1 091 | 5 832 | 157 | 765 | 87 | 412 |
| DENMARK | 8 972 | 23 875 | 1 105 | 2 910 | 607 | 1 567 |
| SWITZERLAND | 538 | 1 450 | 214 | 597 | 118 | 322 |
| AUSTRIA | 1 635 | 4 627 | 344 | 952 | 189 | 512 |

6 IMPORTS AND EXPORTS (SPECIAL TRADE) BY GROUPS OF THE SITC AND BY COUNTRIES OF PRODUCTION AND CONSUMPTION 1979

| GROUP COUNTRY | DT = 100 KG | | 1 000 DM | | 1 000 \$ | |
|------------------------------|-------------|-----------|-----------|----------|-----------|----------|
| | JULY/SEPT | JAN/SEPT | JULY/SEPT | JAN/SEPT | JULY/SEPT | JAN/SEPT |
| SPAIN | | 713 | | 79 | | 42 |
| GREECE | | 1 099 | | 242 | | 131 |
| CANARY IS | 330 | 1 488 | 101 | 423 | 55 | 227 |
| NIGERIA | 182 | 1 831 | 25 | 357 | 14 | 193 |
| MAURITIUS | | 2 169 | | 359 | | 191 |
| SAUDI ARABIA | 28 | 178 | 20 | 153 | 11 | 81 |
| 098 EDIBLE PRODCTS,PREPS NES | | | | | | |
| IMPORTS | 374 286 | 1 150 240 | 96 599 | 303 027 | 53 152 | 163 192 |
| FRANCE | 70 643 | 193 621 | 14 345 | 39 082 | 7 899 | 21 080 |
| BELGIUM LUX | 54 739 | 163 924 | 13 701 | 43 304 | 7 539 | 23 293 |
| NETHERLANDS | 101 807 | 324 523 | 25 233 | 82 347 | 13 881 | 44 351 |
| ITALY | 46 432 | 151 556 | 7 519 | 28 109 | 4 133 | 15 114 |
| UNTD KINGDOM | 11 356 | 36 853 | 4 710 | 13 730 | 2 595 | 7 397 |
| IRISH REP | 1 506 | 4 740 | 6 280 | 22 427 | 3 450 | 12 060 |
| DENMARK | 14 442 | 46 873 | 3 987 | 12 197 | 2 195 | 6 576 |
| NORWAY | 247 | 437 | 173 | 410 | 96 | 222 |
| SWEDEN | 1 514 | 5 566 | 452 | 1 697 | 250 | 907 |
| SWITZERLAND | 24 601 | 78 910 | 8 536 | 26 320 | 4 696 | 14 176 |
| AUSTRIA | 4 412 | 11 609 | 1 943 | 4 305 | 1 064 | 2 323 |
| SPAIN | 48 | 270 | 9 | 74 | 5 | 42 |
| YUGOSLAVIA | 559 | 1 655 | 189 | 480 | 106 | 263 |
| GREECE | 1 710 | 6 706 | 552 | 2 096 | 303 | 1 127 |
| TURKEY | 2 830 | 8 009 | 394 | 1 434 | 217 | 775 |
| HUNGARY | 3 415 | 12 466 | 435 | 1 618 | 238 | 870 |
| ROMANIA | 1 214 | 2 424 | 175 | 367 | 97 | 201 |
| USA | 14 742 | 43 042 | 3 976 | 10 670 | 2 190 | 5 759 |
| CANADA | 2 734 | 8 870 | 442 | 1 594 | 245 | 858 |
| BRAZIL | 853 | 1 700 | 284 | 586 | 158 | 320 |
| ISRAEL | 5 339 | 11 221 | 835 | 1 690 | 459 | 913 |
| INDIA | 30 | 150 | 36 | 73 | 20 | 41 |
| SRI LANKA | 95 | 314 | 154 | 399 | 84 | 214 |
| THAILAND | 413 | 828 | 161 | 330 | 89 | 178 |
| P REP CHINA | 1 539 | 4 055 | 233 | 617 | 128 | 334 |
| SOUTH KOREA | 702 | 1 852 | 355 | 1 164 | 194 | 625 |
| JAPAN | 3 359 | 10 246 | 962 | 2 672 | 529 | 1 436 |
| TAIWAN | 1 897 | 15 466 | 274 | 2 630 | 152 | 1 408 |
| HONG KONG | 695 | 1 665 | 196 | 468 | 107 | 254 |
| EXPORTS | 323 148 | 908 763 | 111 699 | 328 906 | 61 454 | 177 169 |
| FRANCE | 45 299 | 140 303 | 11 568 | 37 436 | 6 366 | 20 145 |
| BELGIUM LUX | 28 505 | 85 419 | 8 948 | 28 024 | 4 924 | 15 092 |
| NETHERLANDS | 69 759 | 189 166 | 17 390 | 49 015 | 9 580 | 26 429 |
| ITALY | 22 733 | 63 497 | 6 693 | 19 195 | 3 682 | 10 332 |
| UNTD KINGDOM | 6 917 | 18 037 | 2 417 | 7 455 | 1 330 | 4 013 |
| IRISH REP | 3 379 | 4 117 | 641 | 921 | 352 | 499 |
| DENMARK | 11 941 | 37 885 | 2 902 | 9 168 | 1 600 | 4 948 |
| ICELAND | 310 | 698 | 86 | 200 | 47 | 110 |
| NORWAY | 1 894 | 6 379 | 773 | 2 488 | 428 | 1 344 |
| SWEDEN | 7 384 | 21 504 | 2 631 | 7 197 | 1 446 | 3 880 |
| FINLAND | 4 909 | 14 636 | 1 003 | 3 333 | 550 | 1 790 |
| SWITZERLAND | 32 055 | 81 187 | 10 376 | 28 276 | 5 710 | 15 256 |
| AUSTRIA | 24 474 | 59 163 | 9 484 | 23 910 | 5 212 | 12 913 |
| PORTUGAL | 1 128 | 3 870 | 477 | 1 797 | 259 | 963 |
| SPAIN | 3 785 | 9 744 | 1 207 | 3 213 | 661 | 1 732 |
| MALTA | 146 | 287 | 63 | 133 | 36 | 72 |
| YUGOSLAVIA | 3 601 | 14 050 | 1 635 | 6 195 | 901 | 3 330 |
| GREECE | 2 643 | 8 021 | 1 611 | 4 870 | 887 | 2 623 |
| USSR | 63 | 146 | 56 | 97 | 30 | 52 |
| POLAND | 2 424 | 4 467 | 1 283 | 2 700 | 706 | 1 461 |
| CZECHOSLOVA | 762 | 2 862 | 367 | 1 698 | 201 | 912 |
| HUNGARY | 190 | 430 | 52 | 177 | 29 | 96 |
| ROMANIA | 645 | 1 429 | 581 | 1 224 | 320 | 662 |
| BULGARIA | 8 | 227 | 8 | 161 | 4 | 85 |
| CANARY IS | 186 | 858 | 87 | 330 | 48 | 183 |
| LIBYA | 2 110 | 2 552 | 742 | 894 | 407 | 486 |
| EGYPT | 680 | 1 589 | 266 | 551 | 148 | 298 |
| SUDAN | 119 | 208 | 61 | 95 | 32 | 51 |
| SENEGAL | 381 | 2 662 | 60 | 421 | 33 | 223 |
| LIBERIA | 122 | 256 | 40 | 89 | 22 | 48 |
| IVORY COAST | 6 289 | 19 512 | 1 371 | 3 715 | 757 | 2 007 |
| TOGO | 216 | 1 790 | 26 | 248 | 14 | 131 |
| NIGERIA | 3 901 | 6 121 | 1 498 | 2 211 | 827 | 1 209 |
| CAMEROON | 382 | 1 119 | 58 | 167 | 32 | 90 |
| GABON | | 523 | | 76 | | 40 |
| ETHIOPIA | | 259 | | 63 | | 34 |
| KENYA | 775 | 2 216 | 215 | 612 | 118 | 329 |
| MAURITIUS | 4 | 62 | 27 | 175 | 15 | 95 |
| REP S AFRICA | 779 | 4 188 | 328 | 1 503 | 181 | 806 |
| USA | 12 215 | 49 499 | 13 370 | 52 990 | 7 334 | 28 416 |
| CANADA | 428 | 1 615 | 257 | 767 | 142 | 415 |
| NICARAGUA | 120 | 217 | 39 | 91 | 22 | 49 |
| BAHAMAS | | 1 152 | | 781 | | 416 |
| COLOMBIA | 343 | 655 | 77 | 179 | 40 | 94 |
| VENEZUELA | 600 | 2 186 | 259 | 846 | 142 | 457 |
| BRAZIL | 9 | 212 | 15 | 110 | 8 | 61 |
| CHILE | 20 | 103 | 35 | 130 | 17 | 67 |
| PARAGUAY | 4 | 88 | 15 | 163 | 8 | 86 |
| CYPRUS | 38 | 197 | 24 | 123 | 13 | 64 |

6 IMPORTS AND EXPORTS (SPECIAL TRADE) BY GROUPS OF THE SITC AND BY COUNTRIES OF PRODUCTION AND CONSUMPTION 1979

| GROUP COUNTRY | DT = 100 KG | | 1 000 DM | | 1 000 \$ | |
|------------------------------|-------------|------------|-----------|-----------|-----------|----------|
| | JULY/SEPT | JAN/SEPT | JULY/SEPT | JAN/SEPT | JULY/SEPT | JAN/SEPT |
| LEBANON | 346 | 1 167 | 139 | 560 | 77 | 301 |
| SYRIA | 92 | 324 | 133 | 390 | 73 | 211 |
| IRAQ | 67 | 1 597 | 266 | 1 004 | 147 | 545 |
| IRAN | 5 033 | 10 491 | 2 731 | 5 884 | 1 508 | 3 187 |
| ISRAEL | 64 | 178 | 23 | 76 | 12 | 41 |
| JORDAN | 281 | 737 | 204 | 575 | 113 | 309 |
| SAUDI ARABIA | 8 103 | 17 977 | 4 875 | 9 400 | 2 691 | 5 088 |
| KUWAIT | 263 | 767 | 239 | 577 | 131 | 308 |
| ARAB EMIRAT | 230 | 586 | 155 | 354 | 87 | 193 |
| OMAN | 73 | 155 | 50 | 105 | 29 | 59 |
| BANGLADESH | 296 | 298 | 135 | 137 | 76 | 77 |
| INDONESIA | 27 | 135 | 11 | 63 | 6 | 33 |
| SINGAPORE | 33 | 132 | 26 | 86 | 13 | 44 |
| PHILIPPINES | 159 | 224 | 108 | 209 | 60 | 113 |
| SOUTH KOREA | 70 | 120 | 32 | 58 | 18 | 31 |
| JAPAN | 2 491 | 3 739 | 972 | 1 595 | 537 | 868 |
| TAIWAN | 31 | 139 | 36 | 130 | 20 | 70 |
| HONG KONG | 180 | 451 | 60 | 182 | 33 | 99 |
| AUSTRALIA | 75 | 470 | 70 | 316 | 40 | 173 |
| NEW ZEALAND | 24 | 114 | 33 | 107 | 18 | 56 |
| 111 NON-ALCOHL BEVERAGES NES | | | | | | |
| IMPORTS | 855 889 | 2 528 115 | 29 366 | 104 051 | 16 143 | 55 901 |
| FRANCE | 181 272 | 571 631 | 5 219 | 16 178 | 2 869 | 8 710 |
| BELGIUM LUX | 32 975 | 87 846 | 2 060 | 5 456 | 1 132 | 2 944 |
| NETHERLANDS | 479 748 | 1 534 072 | 17 138 | 65 343 | 9 420 | 35 070 |
| ITALY | 10 285 | 44 442 | 1 081 | 4 807 | 595 | 2 581 |
| UNTD KINGDOM | 28 717 | 29 949 | 123 | 284 | 69 | 155 |
| DENMARK | 7 130 | 26 847 | 794 | 3 184 | 434 | 1 705 |
| SWITZERLAND | 79 257 | 135 874 | 713 | 2 286 | 392 | 1 230 |
| AUSTRIA | 20 143 | 64 783 | 1 612 | 5 216 | 889 | 2 810 |
| YUGOSLAVIA | 5 072 | 16 495 | 299 | 708 | 163 | 381 |
| USA | 4 908 | 5 283 | 161 | 239 | 89 | 129 |
| SAUDI ARABIA | 1 980 | 4 620 | 35 | 88 | 19 | 47 |
| ARAB EMIRAT | 2 769 | 2 769 | 55 | 55 | 30 | 30 |
| EXPORTS | 14 080 159 | 42 718 587 | 26 640 | 79 553 | 14 647 | 42 762 |
| FRANCE | 25 285 | 45 921 | 1 943 | 4 062 | 1 069 | 2 192 |
| BELGIUM LUX | 65 815 | 191 123 | 4 218 | 12 192 | 2 320 | 6 559 |
| NETHERLANDS | 13 834 147 | 41 957 865 | 3 429 | 9 107 | 1 887 | 4 903 |
| ITALY | 6 998 | 17 946 | 1 037 | 2 569 | 568 | 1 380 |
| UNTD KINGDOM | 2 133 | 5 747 | 285 | 737 | 155 | 397 |
| IRISH REP | 120 | 472 | 20 | 79 | 12 | 42 |
| DENMARK | 413 | 1 559 | 90 | 317 | 50 | 170 |
| NORWAY | 1 188 | 2 023 | 254 | 473 | 140 | 257 |
| SWEDEN | 2 126 | 6 970 | 431 | 1 423 | 237 | 765 |
| FINLAND | 239 | 1 005 | 68 | 193 | 38 | 104 |
| SWITZERLAND | 20 350 | 51 947 | 2 085 | 5 314 | 1 145 | 2 865 |
| AUSTRIA | 54 793 | 150 295 | 5 173 | 14 262 | 2 841 | 7 671 |
| SPAIN | 8 528 | 16 208 | 891 | 1 698 | 488 | 917 |
| GREECE | 34 857 | 81 115 | 4 069 | 9 374 | 2 242 | 5 074 |
| USSR | 786 | 1 890 | 75 | 188 | 41 | 102 |
| POLAND | 298 | 2 967 | 33 | 262 | 18 | 138 |
| CANARY IS | 439 | 1 193 | 40 | 125 | 22 | 67 |
| EGYPT | 653 | 3 560 | 62 | 288 | 34 | 154 |
| LIBERIA | 11 | 1 159 | 1 | 109 | | 57 |
| NIGERIA | 37 | 657 | 8 | 140 | 5 | 75 |
| USA | 8 818 | 20 699 | 835 | 1 874 | 458 | 1 012 |
| CANADA | 1 748 | 8 499 | 161 | 771 | 88 | 412 |
| GUADELOUPE | 192 | 738 | 33 | 97 | 18 | 51 |
| NETH ANTILL | 392 | 1 958 | 53 | 249 | 29 | 133 |
| LEBANON | | 1 661 | | 163 | | 88 |
| ISRAEL | 262 | 563 | 22 | 59 | 12 | 33 |
| JORDAN | 98 | 1 132 | 15 | 109 | 8 | 59 |
| SAUDI ARABIA | 846 | 113 860 | 113 | 10 008 | 62 | 5 309 |
| ARAB EMIRAT | | 8 277 | | 732 | | 389 |
| NORTH YEMEN | 4 471 | 6 945 | 718 | 1 096 | 396 | 597 |
| SINGAPORE | 1 920 | 2 688 | 188 | 258 | 103 | 139 |
| HONG KONG | | 4 202 | | 511 | | 270 |
| 112 ALCOHOLIC BEVERAGES | | | | | | |
| IMPORTS | 2 347 688 | 8 126 767 | 401 034 | 1 318 997 | 220 840 | 710 511 |
| FRANCE | 592 629 | 2 235 100 | 148 639 | 515 156 | 81 866 | 277 326 |
| BELGIUM LUX | 61 032 | 153 957 | 6 189 | 15 856 | 3 411 | 8 562 |
| NETHERLANDS | 9 766 | 46 266 | 1 673 | 7 705 | 922 | 4 145 |
| ITALY | 1 009 705 | 3 440 605 | 105 877 | 351 648 | 58 272 | 189 410 |
| UNTD KINGDOM | 51 319 | 156 754 | 24 530 | 68 159 | 13 511 | 36 766 |
| IRISH REP | 4 760 | 13 939 | 1 486 | 3 646 | 821 | 1 972 |
| DENMARK | 65 296 | 167 496 | 9 584 | 24 461 | 5 281 | 13 215 |
| NORWAY | 407 | 1 403 | 224 | 744 | 123 | 401 |
| FINLAND | 329 | 940 | 176 | 422 | 100 | 232 |
| SWITZERLAND | 1 222 | 4 271 | 1 767 | 5 912 | 981 | 3 177 |
| AUSTRIA | 57 920 | 218 223 | 13 031 | 46 541 | 7 178 | 25 028 |
| PORTUGAL | 20 384 | 64 847 | 7 296 | 20 504 | 4 007 | 11 048 |
| SPAIN | 150 198 | 439 317 | 25 721 | 69 473 | 14 161 | 37 541 |
| YUGOSLAVIA | 71 928 | 244 088 | 7 815 | 25 844 | 4 309 | 13 935 |
| GREECE | 33 768 | 161 099 | 9 280 | 35 664 | 5 111 | 19 188 |

6 IMPORTS AND EXPORTS (SPECIAL TRADE) BY GROUPS OF THE SITC AND BY COUNTRIES OF PRODUCTION AND CONSUMPTION 1979

| GROUP COUNTRY | DT = 100 KG | | 1 000 DM | | 1 000 \$ | |
|------------------|-------------|-----------|-----------|----------|-----------|----------|
| | JULY/SEPT | JAN/SEPT | JULY/SEPT | JAN/SEPT | JULY/SEPT | JAN/SEPT |
| TURKEY | 861 | 4 496 | 432 | 2 270 | 237 | 1 220 |
| USSR | 18 558 | 44 664 | 9 590 | 22 962 | 5 282 | 12 428 |
| POLAND | 1 608 | 5 761 | 614 | 2 254 | 340 | 1 213 |
| CZECHOSLOVA | 42 312 | 123 055 | 2 517 | 7 112 | 1 383 | 3 837 |
| HUNGARY | 60 473 | 206 009 | 6 825 | 25 149 | 3 764 | 13 529 |
| RUMANIA | 26 830 | 88 653 | 2 866 | 9 560 | 1 577 | 5 144 |
| BULGARIA | 10 456 | 62 473 | 876 | 5 164 | 482 | 2 773 |
| ALGERIA | 1 023 | 3 408 | 110 | 377 | 61 | 204 |
| TUNISIA | 10 043 | 77 762 | 993 | 7 059 | 543 | 3 787 |
| MADAGASCAR | 500 | 844 | 51 | 90 | 28 | 49 |
| REUNION | 371 | 1 944 | 46 | 228 | 25 | 122 |
| REP S AFRICA | 850 | 2 335 | 244 | 762 | 135 | 409 |
| USA | 12 126 | 48 011 | 3 286 | 13 315 | 1 806 | 7 163 |
| CANADA | 636 | 2 302 | 278 | 979 | 153 | 529 |
| MEXICO | 313 | 832 | 66 | 174 | 36 | 94 |
| BAHAMAS | 2 737 | 11 900 | 1 114 | 5 301 | 613 | 2 847 |
| MARTINIQUE | 7 126 | 20 096 | 3 182 | 8 724 | 1 756 | 4 725 |
| JAMAICA | 6 820 | 12 943 | 2 219 | 4 424 | 1 219 | 2 391 |
| SURINAM | 814 | 2 774 | 105 | 339 | 58 | 182 |
| BRAZIL | 394 | 1 819 | 223 | 974 | 124 | 526 |
| CHILE | 259 | 1 206 | 79 | 237 | 42 | 125 |
| ARGENTINA | 795 | 3 701 | 118 | 479 | 65 | 257 |
| CYPRUS | 348 | 1 518 | 52 | 274 | 30 | 151 |
| ISRAEL | 175 | 754 | 57 | 264 | 32 | 141 |
| INDONESIA | 256 | 728 | 138 | 342 | 76 | 184 |
| P REP CHINA | 94 | 292 | 44 | 140 | 25 | 73 |
| SOUTH KOREA | 24 | 166 | 18 | 103 | 11 | 56 |
| JAPAN | 785 | 2 347 | 301 | 962 | 166 | 517 |
| TAIWAN | 98 | 266 | 33 | 102 | 19 | 57 |
| EXPORTS | 1 295 880 | 3 510 245 | 247 197 | 670 946 | 136 055 | 361 520 |
| FRANCE | 116 910 | 342 819 | 11 887 | 36 266 | 6 537 | 19 522 |
| BELGIUM LUX | 62 343 | 140 209 | 9 906 | 25 650 | 5 459 | 13 856 |
| NETHERLANDS | 60 244 | 205 958 | 17 453 | 52 577 | 9 610 | 28 326 |
| ITALY | 114 487 | 315 113 | 14 467 | 40 726 | 7 950 | 21 888 |
| UNTD KINGDOM | 335 607 | 848 535 | 60 632 | 150 978 | 33 367 | 81 380 |
| IRISH REP | 5 000 | 13 485 | 1 862 | 4 864 | 1 024 | 2 621 |
| DENMARK | 36 832 | 109 063 | 9 428 | 28 807 | 5 184 | 15 484 |
| ICELAND | 510 | 798 | 204 | 318 | 112 | 173 |
| NORWAY | 5 099 | 10 987 | 1 539 | 3 174 | 848 | 1 718 |
| SWEDEN | 26 717 | 70 606 | 5 772 | 14 481 | 3 175 | 7 804 |
| FINLAND | 2 141 | 5 569 | 663 | 1 736 | 368 | 936 |
| SWITZERLAND | 30 840 | 95 689 | 4 233 | 12 922 | 2 329 | 6 963 |
| AUSTRIA | 64 969 | 169 852 | 5 803 | 15 581 | 3 190 | 8 402 |
| PORTUGAL | 468 | 636 | 77 | 126 | 42 | 69 |
| SPAIN | 6 885 | 28 989 | 1 014 | 3 438 | 557 | 1 845 |
| ANDORRA | 316 | 395 | 46 | 57 | 26 | 32 |
| GIBRALTAR | 62 | 334 | 15 | 90 | 8 | 47 |
| MALTA | 459 | 1 455 | 102 | 416 | 55 | 224 |
| YUGOSLAVIA | 574 | 1 089 | 139 | 303 | 76 | 161 |
| GREECE | 1 770 | 4 261 | 292 | 708 | 162 | 384 |
| USSR | 1 072 | 2 572 | 142 | 382 | 77 | 203 |
| POLAND | 922 | 5 176 | 223 | 900 | 124 | 485 |
| CZECHOSLOVA | 262 | 2 558 | 70 | 512 | 37 | 272 |
| HUNGARY | 1 001 | 3 535 | 119 | 472 | 64 | 252 |
| RUMANIA | 480 | 669 | 57 | 84 | 31 | 45 |
| BULGARIA | 1 275 | 1 395 | 225 | 288 | 123 | 156 |
| CANARY IS | 5 434 | 14 100 | 589 | 1 623 | 323 | 874 |
| EGYPT | 1 369 | 5 729 | 149 | 722 | 80 | 384 |
| SUDAN | 857 | 1 396 | 126 | 208 | 69 | 113 |
| NIGER | 196 | 616 | 28 | 86 | 15 | 45 |
| LIBERIA | 239 | 628 | 31 | 111 | 17 | 60 |
| IVORY COAST | | 514 | | 77 | | 38 |
| TOGO | 111 | 543 | 13 | 77 | 7 | 41 |
| BENIN | 5 637 | 8 610 | 814 | 1 210 | 446 | 654 |
| NIGERIA | 93 | 2 575 | 24 | 459 | 13 | 245 |
| CAMEROON | 5 416 | 15 058 | 754 | 2 032 | 418 | 1 099 |
| GABON | 1 342 | 4 102 | 180 | 558 | 99 | 300 |
| CONGO | 623 | 2 680 | 80 | 325 | 44 | 175 |
| ZAIRE | 194 | 765 | 32 | 130 | 16 | 69 |
| ANGOLA | 62 | 62 | 125 | 125 | 68 | 68 |
| DJIBOUTI | 1 109 | 2 078 | 107 | 231 | 59 | 124 |
| KENYA | 163 | 402 | 97 | 210 | 54 | 117 |
| ZAMBIA | 85 | 135 | 32 | 60 | 17 | 32 |
| MALAWI | 42 | 130 | 19 | 59 | 11 | 33 |
| REP S AFRICA | 445 | 1 421 | 180 | 640 | 101 | 345 |
| SWAZILAND | | 31 | | 60 | | 32 |
| USA | 256 896 | 727 801 | 61 687 | 174 641 | 33 962 | 94 083 |
| CANADA | 40 954 | 101 058 | 14 498 | 35 693 | 8 005 | 19 278 |
| MEXICO | 3 864 | 6 458 | 1 432 | 2 287 | 787 | 1 239 |
| BERMUDA | 1 510 | 5 324 | 247 | 903 | 136 | 485 |
| GUATEMALA | 170 | 362 | 102 | 149 | 53 | 77 |
| BELIZE | 110 | 229 | 28 | 61 | 15 | 34 |
| COSTA RICA | 115 | 296 | 75 | 148 | 40 | 81 |
| PANAMA, EX CZ | 164 | 316 | 69 | 126 | 37 | 67 |
| PANAMA C ZON | 11 | 338 | 9 | 59 | 5 | 32 |
| BAHAMAS | 14 616 | 43 200 | 1 741 | 5 315 | 959 | 2 862 |
| TURKS CAICOS | 291 | 730 | 43 | 106 | 24 | 60 |
| DOMINIC REP | 2 551 | 7 254 | 384 | 1 120 | 212 | 604 |
| AM VIRGIN IS | 156 | 394 | 27 | 90 | 15 | 48 |

6 IMPORTS AND EXPORTS (SPECIAL TRADE) BY GROUPS OF THE SITC AND BY COUNTRIES OF PRODUCTION AND CONSUMPTION 1979

| GROUP COUNTRY | DT = 100 KG | | 1 000 DM | | 1 000 \$ | |
|------------------|-------------|----------|-----------|----------|-----------|----------|
| | JULY/SEPT | JAN/SEPT | JULY/SEPT | JAN/SEPT | JULY/SEPT | JAN/SEPT |
| GUADELOUPE | 262 | 579 | 29 | 76 | 16 | 41 |
| BARBADOS | 58 | 198 | 30 | 107 | 16 | 56 |
| WEST INDIES | 435 | 1 701 | 67 | 241 | 38 | 131 |
| TRINIDAD TOB | 212 | 394 | 104 | 191 | 58 | 103 |
| NETH ANTILL | 1 027 | 2 321 | 183 | 445 | 101 | 241 |
| COLOMBIA | 551 | 1 212 | 99 | 225 | 56 | 126 |
| VENEZUELA | 964 | 2 409 | 254 | 543 | 139 | 295 |
| ECUADOR | 82 | 161 | 35 | 66 | 19 | 34 |
| BRAZIL | 1 982 | 3 453 | 652 | 1 166 | 360 | 634 |
| CHILE | 737 | 1 574 | 153 | 376 | 82 | 200 |
| PARAGUAY | 649 | 1 409 | 182 | 331 | 100 | 179 |
| URUGUAY | 165 | 285 | 39 | 61 | 22 | 34 |
| ARGENTINA | 3 013 | 4 776 | 442 | 860 | 244 | 465 |
| CYPRUS | 334 | 1 556 | 68 | 267 | 37 | 143 |
| LEBANON | 292 | 394 | 45 | 61 | 25 | 33 |
| SYRIA | 56 | 80 | 73 | 140 | 40 | 73 |
| IRAQ | 5 801 | 9 500 | 638 | 1 133 | 349 | 612 |
| ISRAEL | 267 | 795 | 28 | 104 | 16 | 54 |
| JORDAN | 64 | 386 | 16 | 62 | 8 | 32 |
| SAUDI ARABIA | 3 294 | 4 369 | 467 | 629 | 257 | 343 |
| BAHRAIN | 334 | 3 770 | 84 | 684 | 45 | 363 |
| QATAR | 90 | 358 | 19 | 76 | 11 | 42 |
| ARAB EMIRAT | 1 465 | 10 396 | 286 | 1 732 | 157 | 927 |
| OMAN | 60 | 747 | 16 | 154 | 9 | 82 |
| AFGHANISTAN | 369 | 735 | 63 | 121 | 35 | 67 |
| INDIA | 238 | 542 | 38 | 97 | 22 | 53 |
| SRI LANKA | 243 | 459 | 56 | 98 | 30 | 51 |
| THAILAND | 124 | 270 | 37 | 108 | 21 | 57 |
| MALAYSIA | 97 | 522 | 55 | 263 | 31 | 139 |
| SINGAPORE | 478 | 1 435 | 160 | 496 | 88 | 269 |
| PHILIPPINES | 30 | 169 | 12 | 71 | 6 | 39 |
| SOUTH KOREA | 48 | 143 | 27 | 81 | 15 | 44 |
| JAPAN | 16 881 | 57 218 | 6 195 | 18 886 | 3 407 | 10 178 |
| HONG KONG | 13 776 | 31 149 | 1 823 | 4 368 | 1 005 | 2 361 |
| AUSTRALIA | 8 347 | 20 148 | 3 463 | 8 368 | 1 906 | 4 526 |
| PAPUA NEW G | 78 | 178 | 33 | 84 | 19 | 44 |
| NEW ZEALAND | 1 534 | 3 133 | 689 | 1 452 | 380 | 786 |
| AMER OCEANIA | 64 | 207 | 28 | 64 | 15 | 34 |
| FIJI | 46 | 121 | 24 | 65 | 14 | 38 |

121 TOBACCO UNMNFCTRD, REFUSE

| IMPORTS | 387 771 | 1 106 251 | 236 256 | 687 908 | 129 978 | 371 025 |
|--------------|---------|-----------|---------|---------|---------|---------|
| FRANCE | 823 | 2 161 | 590 | 1 435 | 328 | 783 |
| BELGIUM LUX | 98 | 341 | 29 | 71 | 15 | 38 |
| NETHERLANDS | 853 | 4 778 | 325 | 2 600 | 179 | 1 396 |
| ITALY | 63 246 | 137 298 | 27 444 | 58 466 | 15 082 | 31 631 |
| DENMARK | 82 | 364 | 72 | 236 | 39 | 125 |
| SWITZERLAND | 131 | 385 | 126 | 325 | 70 | 177 |
| YUGOSLAVIA | 6 188 | 18 031 | 3 109 | 9 506 | 1 714 | 5 126 |
| GREECE | 26 766 | 89 324 | 16 588 | 57 998 | 9 142 | 31 302 |
| TURKEY | 15 025 | 61 354 | 8 211 | 35 455 | 4 523 | 19 147 |
| USSR | 109 | 212 | 71 | 133 | 39 | 72 |
| POLAND | 7 544 | 21 104 | 4 080 | 11 642 | 2 248 | 6 278 |
| HUNGARY | 614 | 2 373 | 313 | 1 213 | 173 | 653 |
| RUMANIA | 445 | 5 978 | 188 | 2 875 | 102 | 1 542 |
| BULGARIA | 6 402 | 22 286 | 3 974 | 13 468 | 2 189 | 7 269 |
| CAMEROON | 850 | 1 045 | 708 | 986 | 390 | 537 |
| TANZANIA | 852 | 2 888 | 608 | 1 941 | 331 | 1 041 |
| MOZAMBIQUE | 263 | 927 | 124 | 464 | 70 | 252 |
| MADAGASCAR | | 167 | | 82 | | 44 |
| ZAMBIA | 105 | 1 275 | 63 | 1 022 | 47 | 544 |
| MALAWI | 9 588 | 32 667 | 6 308 | 21 072 | 3 471 | 11 341 |
| REP S AFRICA | 1 313 | 4 866 | 661 | 2 373 | 365 | 1 272 |
| USA | 84 379 | 269 766 | 74 275 | 235 311 | 40 892 | 126 781 |
| CANADA | 6 111 | 19 276 | 3 730 | 11 644 | 2 051 | 6 279 |
| MEXICO | 7 165 | 21 761 | 4 843 | 14 689 | 2 666 | 7 917 |
| GUATEMALA | 635 | 2 525 | 455 | 1 724 | 250 | 921 |
| REP HONDURAS | 198 | 1 368 | 162 | 997 | 90 | 536 |
| CUBA | 920 | 3 063 | 388 | 1 247 | 215 | 676 |
| DOMINIC REP | 1 648 | 6 653 | 475 | 2 017 | 262 | 1 086 |
| COLOMBIA | 1 929 | 6 744 | 1 771 | 6 006 | 979 | 3 235 |
| ECUADOR | 8 | 37 | 20 | 96 | 11 | 52 |
| PERU | 274 | 2 384 | 89 | 730 | 49 | 395 |
| BRAZIL | 44 994 | 109 190 | 26 214 | 60 498 | 14 397 | 32 695 |
| PARAGUAY | 824 | 2 936 | 206 | 726 | 114 | 393 |
| ARGENTINA | 18 958 | 41 911 | 8 586 | 18 191 | 4 717 | 9 844 |
| PAKISTAN | 2 | 356 | 1 | 95 | | 51 |
| INDIA | 686 | 4 038 | 386 | 2 093 | 213 | 1 122 |
| NEPAL | 495 | 495 | 215 | 215 | 120 | 120 |
| THAILAND | 23 335 | 61 383 | 10 935 | 29 268 | 6 007 | 15 742 |
| INDONESIA | 5 857 | 22 936 | 4 680 | 17 837 | 2 576 | 9 589 |
| PHILIPPINES | 17 053 | 31 320 | 7 826 | 13 477 | 4 298 | 7 322 |
| NORTH KOREA | 861 | 2 298 | 256 | 736 | 140 | 396 |
| SOUTH KOREA | 22 011 | 59 931 | 13 902 | 36 856 | 7 639 | 19 874 |
| JAPAN | 17 | 154 | 41 | 227 | 22 | 121 |
| TAIWAN | 89 | 268 | 46 | 144 | 23 | 77 |

6 IMPORTS AND EXPORTS (SPECIAL TRADE) BY GROUPS OF THE SITC AND BY COUNTRIES OF PRODUCTION AND CONSUMPTION 1979

| GROUP COUNTRY | DT = 100 KG | | 1 000 DM | | 1 000 \$ | |
|------------------|-------------|----------|-----------|----------|-----------|----------|
| | JULY/SEPT | JAN/SEPT | JULY/SEPT | JAN/SEPT | JULY/SEPT | JAN/SEPT |
| EXPORTS | 23 214 | 75 485 | 5 726 | 15 887 | 3 149 | 8 562 |
| FRANCE | 14 782 | 52 534 | 1 173 | 4 059 | 645 | 2 185 |
| BELGIUM LUX | 174 | 464 | 35 | 157 | 18 | 83 |
| NETHERLANDS | 529 | 2 380 | 74 | 525 | 40 | 280 |
| SWITZERLAND | 2 690 | 6 610 | 1 891 | 5 127 | 1 043 | 2 770 |
| AUSTRIA | 140 | 1 016 | 106 | 748 | 59 | 404 |
| SPAIN | 997 | 1 496 | 911 | 1 366 | 498 | 740 |
| ANDORRA | | 333 | | 180 | | 97 |
| YUGOSLAVIA | 500 | 500 | 315 | 315 | 175 | 175 |
| GREECE | 649 | 1 474 | 740 | 1 675 | 407 | 903 |
| BULGARIA | | 98 | | 102 | | 53 |
| MOROCCO | | 361 | | 73 | | 39 |
| TUNISIA | | 350 | | 73 | | 38 |
| REP GUINEA | 810 | 810 | 102 | 102 | 57 | 57 |
| USA | 1 651 | 6 531 | 319 | 1 262 | 175 | 674 |
| BRAZIL | 241 | 446 | 25 | 72 | 14 | 39 |
| 122 TOBACCO MFRS | | | | | | |
| IMPORTS | 57 860 | 178 716 | 47 503 | 135 283 | 26 153 | 72 980 |
| FRANCE | 31 581 | 111 237 | 10 233 | 34 683 | 5 639 | 18 685 |
| BELGIUM LUX | 135 | 933 | 338 | 1 237 | 186 | 663 |
| NETHERLANDS | 12 586 | 34 886 | 20 852 | 61 623 | 11 490 | 33 247 |
| ITALY | 31 | 449 | 43 | 207 | 23 | 108 |
| UNTD KINGDOM | 880 | 2 329 | 1 814 | 4 785 | 998 | 2 583 |
| IRISH REP | 601 | 1 493 | 1 286 | 3 710 | 707 | 1 993 |
| DENMARK | 2 868 | 6 383 | 7 266 | 15 889 | 3 994 | 8 597 |
| SWEDEN | 32 | 254 | 40 | 262 | 22 | 140 |
| SWITZERLAND | 1 491 | 2 763 | 1 440 | 2 424 | 789 | 1 311 |
| AUSTRIA | 23 | 116 | 59 | 300 | 33 | 162 |
| CANARY IS | 100 | 101 | 225 | 235 | 123 | 129 |
| USA | 6 826 | 15 846 | 2 369 | 5 401 | 1 301 | 2 918 |
| CUBA | 41 | 99 | 633 | 1 801 | 351 | 975 |
| BRAZIL | 587 | 1 623 | 759 | 2 308 | 416 | 1 245 |
| PHILIPPINES | 47 | 104 | 83 | 201 | 46 | 109 |
| EXPORTS | 121 784 | 304 519 | 173 528 | 440 587 | 95 510 | 237 876 |
| FRANCE | 15 473 | 34 420 | 22 213 | 48 629 | 12 234 | 26 314 |
| BELGIUM LUX | 6 412 | 17 903 | 11 211 | 34 968 | 6 171 | 18 852 |
| NETHERLANDS | 15 414 | 39 872 | 18 102 | 48 644 | 9 967 | 26 240 |
| ITALY | 55 728 | 136 464 | 81 892 | 206 234 | 45 045 | 111 365 |
| UNTD KINGDOM | 1 755 | 4 680 | 4 573 | 12 274 | 2 517 | 6 622 |
| IRISH REP | 80 | 203 | 169 | 453 | 94 | 246 |
| DENMARK | 965 | 2 148 | 1 464 | 3 226 | 805 | 1 742 |
| NORWAY | 30 | 59 | 55 | 103 | 31 | 55 |
| SWEDEN | 33 | 363 | 118 | 529 | 65 | 285 |
| FINLAND | 42 | 124 | 95 | 222 | 52 | 121 |
| SWITZERLAND | 4 641 | 9 340 | 5 946 | 12 501 | 3 278 | 6 756 |
| AUSTRIA | 1 587 | 4 556 | 2 200 | 6 304 | 1 212 | 3 397 |
| PORTUGAL | 19 | 52 | 26 | 83 | 15 | 46 |
| SPAIN | 621 | 7 106 | 1 008 | 7 674 | 557 | 4 098 |
| VATICAN CITY | 21 | 65 | 38 | 116 | 21 | 63 |
| YUGOSLAVIA | 758 | 1 430 | 1 046 | 1 664 | 575 | 904 |
| GREECE | 431 | 949 | 465 | 1 027 | 254 | 555 |
| TURKEY | 451 | 696 | 870 | 1 311 | 479 | 714 |
| USSR | 3 | 233 | 8 | 314 | 5 | 169 |
| POLAND | 380 | 1 120 | 802 | 2 262 | 440 | 1 220 |
| CZECHOSLOVA | 270 | 627 | 333 | 831 | 185 | 450 |
| HUNGARY | 172 | 561 | 263 | 780 | 145 | 422 |
| RUMANIA | 109 | 232 | 141 | 289 | 78 | 158 |
| BULGARIA | 449 | 460 | 548 | 562 | 303 | 311 |
| CANARY IS | 369 | 1 419 | 747 | 2 428 | 409 | 1 304 |
| LIBYA | 6 | 2 651 | 12 | 2 768 | 7 | 1 469 |
| EGYPT | 53 | 55 | 73 | 78 | 41 | 43 |
| REP S AFRICA | 16 | 34 | 51 | 117 | 27 | 60 |
| USA | 58 | 162 | 187 | 582 | 103 | 315 |
| CANADA | 8 | 34 | 10 | 64 | 6 | 36 |
| GUADELOUPE | 20 | 33 | 35 | 62 | 19 | 33 |
| VENEZUELA | 20 | 20 | 70 | 70 | 38 | 38 |
| BRAZIL | 30 | 328 | 25 | 240 | 14 | 127 |
| CYPRUS | 3 | 37 | 7 | 74 | 4 | 41 |
| SAUDI ARABIA | 5 804 | 6 682 | 6 952 | 7 990 | 3 846 | 4 397 |
| KUWAIT | 245 | 919 | 303 | 1 077 | 166 | 583 |
| BAHRAIN | 55 | 263 | 66 | 308 | 35 | 165 |
| QATAR | 324 | 1 010 | 453 | 1 260 | 251 | 680 |
| ARAB EMIRAT | 8 237 | 18 838 | 10 052 | 22 177 | 5 521 | 11 987 |
| OMAN | 534 | 7 863 | 639 | 9 245 | 355 | 4 941 |
| THAILAND | 4 | 16 | 10 | 57 | 5 | 31 |
| SOUTH KOREA | | 59 | | 138 | | 74 |
| JAPAN | 37 | 93 | 73 | 182 | 39 | 98 |
| HONG KONG | 4 | 25 | 5 | 57 | 3 | 31 |
| AUSTRALIA | 24 | 61 | 40 | 122 | 22 | 65 |

6 IMPORTS AND EXPORTS (SPECIAL TRADE) BY GROUPS OF THE SITC AND BY COUNTRIES OF PRODUCTION AND CONSUMPTION 1979

| GROUP COUNTRY | DT = 100 KG | | 1 000 DM | | 1 000 \$ | |
|---------------------------|-------------|----------|-----------|----------|-----------|----------|
| | JULY/SEPT | JAN/SEPT | JULY/SEPT | JAN/SEPT | JULY/SEPT | JAN/SEPT |
| 211 HIDES,SKINS,UNDRESSED | | | | | | |
| IMPORTS | 225 506 | 703 890 | 71 746 | 202 704 | 39 483 | 109 266 |
| FRANCE | 20 230 | 72 720 | 7 439 | 22 638 | 4 088 | 12 193 |
| BELGIUM LUX | 14 460 | 48 942 | 5 013 | 15 406 | 2 755 | 8 293 |
| NETHERLANDS | 19 871 | 60 769 | 6 524 | 18 090 | 3 596 | 9 751 |
| ITALY | 21 322 | 68 464 | 1 312 | 4 361 | 725 | 2 347 |
| UNTD KINGDOM | 5 079 | 13 581 | 2 923 | 7 090 | 1 610 | 3 826 |
| IRISH REP | 2 339 | 11 958 | 1 139 | 4 585 | 627 | 2 467 |
| DENMARK | 10 771 | 30 007 | 4 171 | 10 252 | 2 295 | 5 533 |
| NORWAY | 1 228 | 5 360 | 348 | 1 615 | 194 | 864 |
| SWEDEN | 2 115 | 6 718 | 1 012 | 2 477 | 559 | 1 343 |
| FINLAND | 2 212 | 5 831 | 1 114 | 2 916 | 613 | 1 571 |
| SWITZERLAND | 13 408 | 39 049 | 4 827 | 12 793 | 2 653 | 6 898 |
| AUSTRIA | 24 359 | 72 177 | 7 131 | 20 391 | 3 921 | 10 990 |
| PORTUGAL | 6 | 17 | 27 | 82 | 16 | 45 |
| SPAIN | 114 | 1 602 | 332 | 641 | 182 | 349 |
| MALTA | 9 | 31 | 26 | 89 | 14 | 47 |
| YUGOSLAVIA | 3 284 | 8 359 | 24 | 56 | 14 | 31 |
| GREECE | | 72 | | 188 | | 101 |
| USSR | 2 103 | 5 676 | 38 | 599 | 22 | 317 |
| POLAND | 14 099 | 42 437 | 314 | 1 029 | 173 | 553 |
| CZECHOSLOVA | 17 197 | 47 009 | 77 | 189 | 42 | 102 |
| HUNGARY | 2 643 | 6 826 | 32 | 62 | 18 | 35 |
| NIGERIA | 131 | 257 | 316 | 591 | 174 | 319 |
| ETHIOPIA | 143 | 367 | 517 | 1 050 | 284 | 568 |
| REP S AFRICA | 3 078 | 12 809 | 2 348 | 8 094 | 1 289 | 4 352 |
| USA | 11 467 | 37 804 | 5 036 | 13 891 | 2 771 | 7 486 |
| CANADA | 3 031 | 6 170 | 1 248 | 2 432 | 691 | 1 319 |
| FRENCH GUIAN | 29 | 34 | 81 | 87 | 45 | 48 |
| PERU | 46 | 140 | 169 | 415 | 93 | 224 |
| BRAZIL | 86 | 383 | 222 | 868 | 122 | 469 |
| CHILE | 496 | 1 236 | 366 | 665 | 203 | 362 |
| BOLIVIA | 101 | 195 | 305 | 650 | 166 | 351 |
| PARAGUAY | 499 | 1 125 | 1 006 | 2 596 | 555 | 1 406 |
| URUGUAY | | 43 | | 103 | | 55 |
| ARGENTINA | 1 616 | 4 981 | 844 | 2 338 | 464 | 1 263 |
| SYRIA | | 38 | | 134 | | 71 |
| IRAN | 1 786 | 13 583 | 568 | 3 283 | 315 | 1 762 |
| AFGHANISTAN | 30 | 480 | 36 | 546 | 20 | 291 |
| PAKISTAN | | 102 | | 99 | | 54 |
| BANGLADESH | 140 | 528 | 497 | 1 213 | 273 | 659 |
| THAILAND | 228 | 611 | 529 | 719 | 291 | 391 |
| INDONESIA | 310 | 1 609 | 726 | 2 859 | 397 | 1 538 |
| SINGAPORE | 40 | 119 | 697 | 1 841 | 385 | 996 |
| P REP CHINA | 844 | 1 955 | 1 737 | 5 128 | 959 | 2 777 |
| NORTH KOREA | 59 | 110 | 318 | 660 | 177 | 358 |
| AUSTRALIA | 21 814 | 67 175 | 9 081 | 24 555 | 4 989 | 13 222 |
| NEW ZEALAND | 2 277 | 3 607 | 1 221 | 1 981 | 673 | 1 080 |
| EXPORTS | 189 742 | 774 112 | 71 387 | 280 932 | 39 293 | 151 031 |
| FRANCE | 15 288 | 62 997 | 4 656 | 16 530 | 2 566 | 8 900 |
| BELGIUM LUX | 11 893 | 39 549 | 4 345 | 14 129 | 2 389 | 7 610 |
| NETHERLANDS | 33 547 | 139 358 | 11 186 | 47 137 | 6 147 | 25 324 |
| ITALY | 56 882 | 296 425 | 24 082 | 121 511 | 13 289 | 65 255 |
| UNTD KINGDOM | 7 003 | 22 170 | 2 017 | 6 216 | 1 107 | 3 339 |
| DENMARK | 3 072 | 9 752 | 1 601 | 4 593 | 881 | 2 475 |
| NORWAY | 3 330 | 10 159 | 1 101 | 2 727 | 607 | 1 473 |
| SWEDEN | 756 | 5 411 | 236 | 1 555 | 131 | 835 |
| FINLAND | | 976 | | 387 | | 209 |
| SWITZERLAND | 11 025 | 36 835 | 4 111 | 11 686 | 2 260 | 6 292 |
| AUSTRIA | 12 394 | 34 501 | 4 240 | 11 459 | 2 331 | 6 172 |
| SPAIN | 12 638 | 47 904 | 3 622 | 13 700 | 1 995 | 7 370 |
| YUGOSLAVIA | 3 718 | 19 647 | 1 713 | 7 470 | 940 | 4 017 |
| USSR | 765 | 4 470 | 367 | 2 154 | 201 | 1 147 |
| CZECHOSLOVA | 6 974 | 21 672 | 2 913 | 8 240 | 1 596 | 4 435 |
| HUNGARY | 9 786 | 20 598 | 5 043 | 10 952 | 2 768 | 5 915 |
| USA | 281 | 536 | 78 | 220 | 43 | 119 |
| THAILAND | | 399 | | 101 | | 53 |
| HONG KONG | 368 | 582 | 61 | 95 | 34 | 53 |
| 212 FUR SKINS UNDRRESSED | | | | | | |
| IMPORTS | 8 498 | 29 642 | 141 752 | 728 416 | 78 156 | 391 724 |
| FRANCE | 186 | 699 | 436 | 2 546 | 238 | 1 361 |
| BELGIUM LUX | 6 | 101 | 8 | 901 | 5 | 481 |
| NETHERLANDS | 34 | 330 | 497 | 6 917 | 273 | 3 713 |
| ITALY | 6 | 21 | 258 | 379 | 141 | 203 |
| UNTD KINGDOM | 124 | 580 | 3 602 | 15 983 | 1 995 | 8 604 |
| IRISH REP | | 17 | 3 | 464 | 2 | 249 |
| DENMARK | 118 | 1 912 | 6 217 | 107 740 | 3 437 | 57 784 |
| ICELAND | 13 | 13 | 193 | 193 | 107 | 107 |
| NORWAY | 110 | 756 | 3 744 | 37 986 | 2 076 | 20 291 |
| SWEDEN | 96 | 552 | 4 938 | 29 070 | 2 718 | 15 627 |
| FINLAND | 128 | 1 484 | 6 182 | 80 176 | 3 398 | 42 968 |
| SWITZERLAND | 9 | 112 | 145 | 742 | 78 | 400 |
| AUSTRIA | 7 | 101 | 4 | 86 | 2 | 45 |
| SPAIN | 11 | 104 | 47 | 186 | 26 | 101 |
| YUGOSLAVIA | 1 | 26 | 9 | 461 | 5 | 243 |

6 IMPORTS AND EXPORTS (SPECIAL TRADE) BY GROUPS OF THE SITC AND BY COUNTRIES OF PRODUCTION AND CONSUMPTION 1979

| GROUP COUNTRY | DT = 100 KG | | 1 000 DM | | 1 000 \$ | |
|------------------|-------------|----------|-----------|----------|-----------|----------|
| | JULY/SEPT | JAN/SEPT | JULY/SEPT | JAN/SEPT | JULY/SEPT | JAN/SEPT |
| GREECE | 1 | 6 | 28 | 358 | 16 | 194 |
| USSR | 493 | 1 565 | 10 469 | 50 268 | 5 756 | 27 063 |
| POLAND | 103 | 766 | 3 540 | 28 977 | 1 943 | 15 511 |
| HUNGARY | 761 | 1 384 | 553 | 1 030 | 305 | 559 |
| BULGARIA | 10 | 70 | 175 | 1 196 | 96 | 637 |
| ALBANIA | | 9 | | 132 | | 70 |
| KENYA | | 2 | | 60 | | 32 |
| REP S AFRICA | 1 995 | 3 695 | 39 437 | 71 333 | 21 806 | 38 872 |
| USA | 762 | 6 954 | 13 231 | 160 331 | 7 275 | 85 934 |
| CANADA | 484 | 1 354 | 3 862 | 26 966 | 2 122 | 14 481 |
| MEXICO | | 115 | | 1 511 | | 806 |
| BELIZE | | | 27 | 88 | 15 | 48 |
| REP HONDURAS | 2 | 3 | 59 | 76 | 32 | 41 |
| NICARAGUA | | 5 | | 213 | | 113 |
| COLOMBIA | | 6 | | 283 | | 153 |
| VENEZUELA | | 14 | | 654 | | 354 |
| PERU | 7 | 23 | 420 | 1 134 | 232 | 612 |
| BRAZIL | 86 | 294 | 1 554 | 4 626 | 852 | 2 502 |
| CHILE | 4 | 41 | 45 | 304 | 24 | 162 |
| BOLIVIA | 8 | 8 | 154 | 154 | 85 | 85 |
| PARAGUAY | 494 | 954 | 10 731 | 23 518 | 5 908 | 12 716 |
| URUGUAY | 16 | 83 | 125 | 608 | 69 | 328 |
| ARGENTINA | 87 | 126 | 379 | 832 | 208 | 451 |
| SYRIA | 6 | 62 | 10 | 372 | 6 | 199 |
| IRAN | | 7 | | 120 | | 64 |
| AFGHANISTAN | 359 | 1 204 | 6 009 | 13 760 | 3 343 | 7 488 |
| PAKISTAN | 239 | 829 | 3 705 | 12 055 | 2 042 | 6 493 |
| INDIA | 34 | 134 | 576 | 1 992 | 317 | 1 075 |
| MONGOL P REP | 18 | 74 | 136 | 1 223 | 76 | 657 |
| P REP CHINA | 347 | 547 | 4 286 | 10 930 | 2 353 | 5 889 |
| NORTH KOREA | 468 | 753 | 2 383 | 3 569 | 1 310 | 1 948 |
| SOUTH KOREA | 94 | 186 | 521 | 1 016 | 296 | 556 |
| JAPAN | | 22 | 19 | 923 | 11 | 493 |
| AUSTRALIA | 695 | 1 180 | 12 312 | 20 673 | 6 762 | 11 181 |
| NEW ZEALAND | 76 | 342 | 712 | 3 092 | 395 | 1 669 |
| EXPORTS | 729 | 3 550 | 7 430 | 58 815 | 4 095 | 31 460 |
| FRANCE | 91 | 751 | 1 050 | 11 543 | 579 | 6 146 |
| BELGIUM LUX | 260 | 1 060 | 2 499 | 18 226 | 1 373 | 9 751 |
| NETHERLANDS | | 64 | 12 | 783 | 7 | 418 |
| ITALY | 13 | 518 | 706 | 14 579 | 391 | 7 803 |
| UNIT KINGDOM | 3 | 109 | 204 | 1 534 | 112 | 827 |
| DENMARK | 9 | 46 | 202 | 1 151 | 111 | 619 |
| SWEDEN | | 17 | | 69 | | 37 |
| SWITZERLAND | 73 | 238 | 774 | 3 672 | 431 | 1 957 |
| AUSTRIA | 5 | 13 | 30 | 377 | 16 | 199 |
| SPAIN | 66 | 191 | 723 | 2 935 | 398 | 1 578 |
| YUGOSLAVIA | 10 | 42 | 99 | 123 | 54 | 67 |
| GREECE | | 13 | 4 | 160 | 2 | 84 |
| CZECHOSLOVAKIA | 2 | 221 | 24 | 237 | 14 | 129 |
| TUNISIA | | 5 | | 63 | | 34 |
| USA | 5 | 26 | 21 | 1 407 | 12 | 753 |
| CANADA | 6 | 14 | 239 | 661 | 132 | 354 |
| URUGUAY | 30 | 30 | 601 | 601 | 330 | 330 |
| ARGENTINA | | 3 | | 90 | | 49 |
| SOUTH KOREA | 154 | 184 | 211 | 257 | 116 | 140 |
| HONG KONG | | 2 | | 208 | | 111 |

222 SEEDS FOR*SOFT*FIXED OIL

| IMPORTS | 12 089 666 | 34 938 804 | 677 950 | 1 907 579 | 373 026 | 1 028 720 |
|---------------|------------|------------|---------|-----------|---------|-----------|
| FRANCE | 12 997 | 450 826 | 1 279 | 42 070 | 712 | 22 506 |
| BELGIUM LUX | 4 116 | 4 416 | 361 | 382 | 198 | 207 |
| NETHERLANDS | 6 732 | 27 601 | 889 | 2 582 | 491 | 1 401 |
| ITALY | 698 | 840 | 119 | 162 | 65 | 89 |
| UNITD KINGDOM | 3 298 | 6 144 | 447 | 858 | 245 | 461 |
| DENMARK | 39 377 | 207 348 | 3 639 | 20 012 | 2 025 | 10 753 |
| SWEDEN | 100 202 | 372 163 | 5 629 | 20 758 | 3 119 | 11 192 |
| AUSTRIA | 1 089 | 1 089 | 193 | 193 | 108 | 108 |
| SPAIN | 3 199 | 10 700 | 456 | 1 287 | 251 | 689 |
| YUGOSLAVIA | 1 882 | 3 765 | 244 | 437 | 134 | 238 |
| POLAND | 198 | 1 738 | 11 | 107 | 6 | 57 |
| HUNGARY | 19 896 | 58 780 | 1 762 | 5 482 | 975 | 2 981 |
| ROMANIA | 6 723 | 7 537 | 746 | 834 | 408 | 455 |
| BULGARIA | 1 784 | 21 949 | 146 | 1 938 | 80 | 1 040 |
| EGYPT | 226 | 908 | 19 | 138 | 11 | 75 |
| SUDAN | 14 058 | 42 316 | 2 196 | 6 514 | 1 210 | 3 511 |
| SENEGAL | 700 | 1 454 | 115 | 226 | 63 | 122 |
| ETHIOPIA | 119 | 2 292 | 23 | 445 | 12 | 235 |
| KENYA | 1 199 | 3 452 | 160 | 416 | 87 | 223 |
| TANZANIA | | 1 837 | | 145 | | 78 |
| MOZAMBIQUE | 252 | 484 | 35 | 79 | 19 | 43 |
| REP S AFRICA | 30 349 | 116 470 | 4 340 | 18 008 | 2 389 | 9 674 |
| USA | 3 748 604 | 22 294 989 | 212 325 | 1 157 525 | 116 931 | 621 370 |
| CANADA | 1 404 106 | 3 271 943 | 78 870 | 180 531 | 43 384 | 97 275 |
| MEXICO | 5 299 | 16 666 | 944 | 3 137 | 517 | 1 688 |
| GUATEMALA | 3 983 | 13 876 | 926 | 3 123 | 507 | 1 672 |
| EL SALVADOR | 202 | 2 178 | 45 | 483 | 24 | 258 |
| NICARAGUA | 893 | 11 540 | 235 | 2 770 | 129 | 1 479 |
| BRAZIL | 954 859 | 1 418 532 | 52 508 | 77 126 | 28 805 | 41 879 |

6 IMPORTS AND EXPORTS (SPECIAL TRADE) BY GROUPS OF THE SITC AND BY COUNTRIES OF PRODUCTION AND CONSUMPTION 1979

| GROUP COUNTRY | DT = 100 KG | | 1 000 DM | | 1 000 \$ | |
|------------------------------|-------------|-----------|-----------|----------|-----------|----------|
| | JULY/SEPT | JAN/SEPT | JULY/SEPT | JAN/SEPT | JULY/SEPT | JAN/SEPT |
| PARAGUAY | 376 863 | 463 900 | 20 446 | 24 600 | 11 197 | 13 407 |
| URUGUAY | 26 682 | 26 682 | 1 578 | 1 578 | 862 | 862 |
| ARGENTINA | 5 262 954 | 5 988 524 | 281 782 | 322 235 | 155 025 | 176 517 |
| ISRAEL | 61 | 7 268 | 18 | 1 636 | 10 | 875 |
| INDIA | 2 215 | 2 500 | 378 | 410 | 208 | 224 |
| P REP CHINA | 12 196 | 31 896 | 2 226 | 6 245 | 1 227 | 3 355 |
| AUSTRALIA | 41 583 | 43 055 | 2 839 | 2 965 | 1 580 | 1 647 |
| EXPORTS | 53 899 | 215 946 | 5 769 | 20 947 | 3 192 | 11 356 |
| FRANCE | 19 320 | 28 030 | 2 083 | 3 206 | 1 149 | 1 751 |
| BELGIUM LUX | 251 | 629 | 42 | 115 | 23 | 64 |
| NETHERLANDS | 1 331 | 8 829 | 175 | 1 235 | 96 | 664 |
| ITALY | 256 | 67 724 | 39 | 4 016 | 22 | 2 174 |
| UNTD KINGDOM | 35 | 59 490 | 19 | 6 237 | 10 | 3 361 |
| DENMARK | 1 702 | 9 659 | 313 | 1 123 | 171 | 606 |
| NORWAY | 221 | 805 | 30 | 121 | 18 | 63 |
| SWEDEN | 1 526 | 6 349 | 351 | 1 132 | 194 | 610 |
| SWITZERLAND | 861 | 1 909 | 204 | 394 | 114 | 214 |
| AUSTRIA | 2 311 | 5 699 | 426 | 1 067 | 236 | 577 |
| GREECE | 102 | 115 | 103 | 106 | 57 | 59 |
| POLAND | 231 | 530 | 63 | 111 | 35 | 60 |
| CZECHOSLOVA | 25 319 | 25 340 | 1 795 | 1 859 | 999 | 1 032 |
| 223 SEEDS FOR OTH FIXED OILS | | | | | | |
| IMPORTS | 1 227 519 | 2 307 485 | 89 706 | 174 271 | 49 354 | 94 396 |
| FRANCE | 3 778 | 13 705 | 337 | 1 286 | 185 | 692 |
| BELGIUM LUX | 26 520 | 86 763 | 2 195 | 6 829 | 1 212 | 3 679 |
| NETHERLANDS | 13 314 | 44 789 | 1 287 | 4 318 | 705 | 2 331 |
| ITALY | | 877 | | 113 | | 60 |
| UNTD KINGDOM | 2 427 | 11 180 | 227 | 1 061 | 126 | 570 |
| DENMARK | 2 337 | 7 266 | 187 | 721 | 103 | 388 |
| YUGOSLAVIA | 3 516 | 10 440 | 432 | 1 387 | 238 | 748 |
| GREECE | 60 | 230 | 21 | 80 | 11 | 43 |
| TURKEY | 796 | 1 441 | 78 | 149 | 44 | 83 |
| USSR | 5 437 | 12 301 | 432 | 1 151 | 237 | 617 |
| POLAND | 3 959 | 8 204 | 529 | 1 116 | 291 | 601 |
| CZECHOSLOVA | | 1 467 | | 205 | | 109 |
| HUNGARY | 14 704 | 65 623 | 1 206 | 5 727 | 664 | 3 075 |
| RUMANIA | 4 943 | 12 447 | 487 | 1 366 | 268 | 739 |
| SUDAN | 2 389 | 7 670 | 192 | 644 | 107 | 349 |
| TOGO | | 746 | | 61 | | 33 |
| NIGERIA | | 45 274 | | 3 595 | | 1 946 |
| ANGOLA | 7 149 | 7 149 | 583 | 583 | 325 | 325 |
| ETHIOPIA | 1 107 | 1 738 | 109 | 267 | 59 | 143 |
| KENYA | 2 782 | 23 109 | 227 | 1 961 | 124 | 1 050 |
| TANZANIA | | 7 733 | | 849 | | 446 |
| MOZAMBIQUE | 8 633 | 8 633 | 1 126 | 1 126 | 627 | 627 |
| MALAWI | | 977 | | 82 | | 43 |
| REP S AFRICA | | 1 117 | | 86 | | 46 |
| USA | 3 057 | 67 171 | 315 | 4 142 | 172 | 2 214 |
| CANADA | 831 164 | 1 235 989 | 44 753 | 66 639 | 24 634 | 36 215 |
| REP HAITI | 517 | 1 540 | 39 | 119 | 22 | 65 |
| PARAGUAY | 18 651 | 58 414 | 1 462 | 4 799 | 802 | 2 571 |
| URUGUAY | | 3 000 | | 193 | | 103 |
| ARGENTINA | 1 664 | 12 490 | 210 | 773 | 116 | 413 |
| IRAN | 1 250 | 4 116 | 97 | 395 | 55 | 212 |
| AFGHANISTAN | 300 | 1 202 | 34 | 125 | 18 | 67 |
| INDIA | 3 026 | 6 107 | 603 | 1 269 | 334 | 693 |
| THAILAND | 20 321 | 39 421 | 1 620 | 3 197 | 895 | 1 745 |
| MALAYSIA | 13 635 | 13 635 | 1 817 | 1 817 | 993 | 993 |
| SINGAPORE | 8 801 | 8 801 | 1 191 | 1 191 | 653 | 653 |
| PHILIPPINES | 112 540 | 246 496 | 15 556 | 31 027 | 8 548 | 16 794 |
| P REP CHINA | 47 909 | 75 511 | 3 746 | 5 713 | 2 060 | 3 107 |
| AUSTRALIA | 967 | 11 416 | 98 | 738 | 53 | 388 |
| PAPUA NEW G | 6 888 | 31 110 | 899 | 3 400 | 493 | 1 834 |
| AMER OCEANIA | | 4 674 | | 477 | | 258 |
| BRIT OCEANIA | 21 072 | 42 860 | 2 744 | 5 300 | 1 510 | 2 861 |
| NEW HEBRIDES | 21 667 | 43 100 | 3 354 | 5 735 | 1 863 | 3 128 |
| TONGA | | 8 802 | | 876 | | 472 |
| WEST SAMOA | 9 673 | 9 673 | 1 353 | 1 353 | 742 | 742 |
| EXPORTS | 17 609 | 67 651 | 1 948 | 7 956 | 1 070 | 4 286 |
| FRANCE | 441 | 1 531 | 55 | 210 | 29 | 110 |
| BELGIUM LUX | 287 | 1 667 | 38 | 186 | 21 | 100 |
| NETHERLANDS | 4 835 | 19 329 | 378 | 2 030 | 210 | 1 100 |
| ITALY | 932 | 2 692 | 99 | 277 | 54 | 147 |
| UNTD KINGDOM | 2 759 | 6 772 | 253 | 626 | 140 | 341 |
| DENMARK | 2 181 | 14 086 | 245 | 1 277 | 136 | 685 |
| NORWAY | 216 | 632 | 38 | 112 | 20 | 62 |
| SWEDEN | 1 053 | 3 217 | 124 | 397 | 70 | 215 |
| FINLAND | 663 | 2 187 | 82 | 240 | 45 | 130 |
| SWITZERLAND | 516 | 2 247 | 102 | 447 | 54 | 239 |
| AUSTRIA | 1 786 | 4 783 | 257 | 737 | 140 | 397 |
| SPAIN | | 347 | | 122 | | 66 |
| YUGOSLAVIA | 260 | 2 054 | 39 | 309 | 21 | 165 |
| GREECE | 260 | 613 | 36 | 84 | 21 | 47 |
| HUNGARY | | 1 222 | | 107 | | 58 |
| USA | 405 | 1 031 | 44 | 339 | 25 | 184 |

6 IMPORTS AND EXPORTS (SPECIAL TRADE) BY GROUPS OF THE SITC AND BY COUNTRIES OF PRODUCTION AND CONSUMPTION 1979

| GROUP COUNTRY | DT = 100 KG | | 1 000 DM | | 1 000 \$ | |
|----------------------------------|-------------|-----------|-----------|----------|-----------|----------|
| | JULY/SEPT | JAN/SEPT | JULY/SEPT | JAN/SEPT | JULY/SEPT | JAN/SEPT |
| CANADA | | 92 | | 61 | | 33 |
| BRAZIL | 297 | 924 | 29 | 97 | 15 | 52 |
| ARGENTINA | 267 | 1 059 | 40 | 112 | 22 | 60 |
| 232 NATURAL RUBBER, GUMS | | | | | | |
| IMPORTS | 460 201 | 1 440 394 | 117 665 | 335 511 | 64 738 | 180 902 |
| FRANCE | 1 995 | 5 228 | 551 | 1 359 | 302 | 735 |
| BELGIUM LUX | 840 | 2 415 | 224 | 589 | 123 | 317 |
| NETHERLANDS | 3 667 | 11 278 | 618 | 1 836 | 339 | 993 |
| ITALY | 4 297 | 11 842 | 1 583 | 3 958 | 872 | 2 139 |
| UNTD KINGDOM | 713 | 2 264 | 291 | 678 | 159 | 362 |
| IRISH REP | | 96 | | 61 | | 35 |
| SWITZERLAND | 301 | 1 088 | 68 | 250 | 37 | 133 |
| LIBERIA | 460 | 6 870 | 99 | 1 518 | 54 | 813 |
| IVORY COAST | 1 948 | 18 149 | 520 | 4 075 | 286 | 2 182 |
| NIGERIA | 1 424 | 4 968 | 328 | 1 019 | 181 | 550 |
| CAMEROON | 841 | 5 337 | 214 | 1 190 | 117 | 639 |
| ZAIRE | 9 638 | 28 921 | 2 405 | 6 567 | 1 324 | 3 552 |
| USA | 368 | 407 | 84 | 90 | 46 | 49 |
| SRI LANKA | 16 557 | 52 891 | 4 456 | 12 828 | 2 454 | 6 903 |
| THAILAND | 25 763 | 64 858 | 6 332 | 15 246 | 3 480 | 8 198 |
| VIETNAM | 2 784 | 8 717 | 615 | 1 900 | 336 | 1 023 |
| INDONESIA | 52 535 | 132 985 | 11 654 | 28 615 | 6 431 | 15 471 |
| MALAYSIA | 270 806 | 894 918 | 68 974 | 205 298 | 37 918 | 110 610 |
| SINGAPORE | 65 209 | 186 653 | 18 634 | 48 259 | 10 272 | 26 108 |
| JAPAN | | 328 | | 95 | | 51 |
| EXPORTS | 3 509 | 13 623 | 1 090 | 3 767 | 602 | 2 034 |
| FRANCE | 51 | 1 217 | 10 | 326 | 5 | 176 |
| BELGIUM LUX | 147 | 371 | 39 | 90 | 22 | 50 |
| NETHERLANDS | 67 | 651 | 23 | 157 | 13 | 84 |
| ITALY | 1 232 | 3 563 | 319 | 912 | 175 | 491 |
| UNTD KINGDOM | 400 | 1 020 | 123 | 272 | 69 | 150 |
| DENMARK | 45 | 493 | 14 | 121 | 7 | 66 |
| SWEDEN | 67 | 185 | 23 | 59 | 13 | 32 |
| FINLAND | 10 | 307 | 5 | 80 | 3 | 43 |
| SWITZERLAND | 86 | 314 | 26 | 98 | 15 | 53 |
| AUSTRIA | 453 | 1 415 | 147 | 379 | 79 | 204 |
| PORTUGAL | 113 | 462 | 68 | 253 | 37 | 135 |
| HUNGARY | 232 | 2 229 | 46 | 495 | 27 | 267 |
| EGYPT | 154 | 154 | 54 | 54 | 30 | 30 |
| ANGOLA | | 320 | | 86 | | 46 |
| PERU | 309 | 564 | 132 | 246 | 74 | 134 |
| 233 RUBBER, SYNTHETIC, RECLAIMED | | | | | | |
| IMPORTS | 676 022 | 2 167 806 | 155 625 | 454 136 | 85 657 | 244 867 |
| FRANCE | 187 425 | 647 391 | 41 514 | 133 954 | 22 854 | 72 177 |
| BELGIUM LUX | 30 351 | 101 806 | 7 894 | 23 968 | 4 338 | 12 909 |
| NETHERLANDS | 115 490 | 430 269 | 25 573 | 84 003 | 14 084 | 45 228 |
| ITALY | 46 462 | 173 989 | 10 260 | 33 218 | 5 653 | 17 915 |
| UNTD KINGDOM | 41 073 | 139 447 | 8 808 | 31 339 | 4 847 | 16 860 |
| DENMARK | 1 107 | 3 730 | 26 | 137 | 14 | 73 |
| SWEDEN | 353 | 1 962 | 18 | 74 | 9 | 39 |
| SWITZERLAND | 19 079 | 46 753 | 2 308 | 4 535 | 1 272 | 2 451 |
| AUSTRIA | 3 341 | 6 740 | 422 | 700 | 231 | 382 |
| SPAIN | 1 625 | 10 264 | 290 | 1 444 | 160 | 778 |
| YUGOSLAVIA | 841 | 4 134 | 25 | 117 | 14 | 63 |
| USSR | 10 147 | 26 599 | 2 307 | 5 044 | 1 264 | 2 724 |
| POLAND | 30 285 | 81 944 | 4 769 | 11 866 | 2 625 | 6 409 |
| CZECHOSLOVAKIA | 6 080 | 19 150 | 401 | 1 394 | 221 | 751 |
| HUNGARY | 2 680 | 11 084 | 345 | 1 297 | 189 | 695 |
| ROMANIA | 17 273 | 57 866 | 3 663 | 10 329 | 2 033 | 5 586 |
| USA | 113 672 | 241 071 | 37 918 | 78 410 | 20 848 | 42 431 |
| CANADA | 3 890 | 15 980 | 1 255 | 4 628 | 691 | 2 495 |
| ARGENTINA | 1 195 | 7 132 | 218 | 1 049 | 120 | 562 |
| MALAYSIA | 1 336 | 2 023 | 250 | 430 | 138 | 234 |
| JAPAN | 31 629 | 116 757 | 6 965 | 23 937 | 3 835 | 12 893 |
| TAIWAN | 2 856 | 18 995 | 352 | 2 182 | 195 | 1 170 |
| EXPORTS | 663 493 | 2 138 142 | 143 984 | 421 445 | 79 290 | 227 157 |
| FRANCE | 73 656 | 262 193 | 14 447 | 47 289 | 7 971 | 25 485 |
| BELGIUM LUX | 63 305 | 224 379 | 9 238 | 32 341 | 5 092 | 17 416 |
| NETHERLANDS | 49 219 | 160 711 | 6 796 | 21 036 | 3 739 | 11 349 |
| ITALY | 64 824 | 258 293 | 15 065 | 52 867 | 8 314 | 28 468 |
| UNTD KINGDOM | 35 471 | 108 839 | 10 068 | 25 444 | 5 537 | 13 736 |
| IRISH REP | 1 720 | 4 537 | 306 | 809 | 168 | 432 |
| DENMARK | 6 513 | 23 555 | 1 419 | 4 543 | 783 | 2 454 |
| NORWAY | 2 442 | 6 897 | 443 | 1 279 | 244 | 694 |
| SWEDEN | 9 758 | 47 667 | 2 667 | 10 922 | 1 465 | 5 865 |
| FINLAND | 6 312 | 18 685 | 1 281 | 3 224 | 708 | 1 747 |
| SWITZERLAND | 25 135 | 79 263 | 4 075 | 12 792 | 2 245 | 6 893 |
| AUSTRIA | 42 175 | 149 762 | 6 774 | 24 545 | 3 734 | 13 207 |
| PORTUGAL | 17 812 | 54 537 | 3 458 | 9 712 | 1 902 | 5 230 |
| SPAIN | 16 499 | 65 705 | 4 032 | 14 609 | 2 214 | 7 865 |
| MALTA | 940 | 1 796 | 364 | 657 | 199 | 354 |
| YUGOSLAVIA | 11 355 | 48 665 | 3 407 | 13 079 | 1 877 | 7 016 |

6 IMPORTS AND EXPORTS (SPECIAL TRADE) BY GROUPS OF THE SITC AND BY COUNTRIES OF PRODUCTION AND CONSUMPTION 1979

| GROUP COUNTRY | DT = 100 KG | | 1 000 DM | | 1 000 \$ | |
|------------------------|-------------|----------|-----------|----------|-----------|----------|
| | JULY/SEPT | JAN/SEPT | JULY/SEPT | JAN/SEPT | JULY/SEPT | JAN/SEPT |
| GREECE | 1 838 | 8 770 | 606 | 2 440 | 335 | 1 308 |
| TURKEY | 6 204 | 21 208 | 1 221 | 4 333 | 673 | 2 337 |
| USSR | 8 520 | 21 111 | 3 351 | 7 547 | 1 841 | 4 074 |
| POLAND | 7 336 | 17 063 | 1 515 | 3 309 | 837 | 1 792 |
| CZECHOSLOVAKIA | 18 459 | 55 736 | 4 867 | 12 931 | 2 671 | 6 957 |
| HUNGARY | 6 921 | 21 474 | 1 843 | 5 630 | 1 015 | 3 042 |
| RUMANIA | 14 458 | 29 490 | 3 839 | 7 862 | 2 114 | 4 268 |
| BULGARIA | 2 529 | 5 255 | 711 | 1 306 | 392 | 711 |
| MOROCCO | 3 096 | 6 949 | 757 | 1 524 | 417 | 825 |
| ALGERIA | 3 407 | 8 140 | 1 097 | 1 991 | 604 | 1 079 |
| TUNISIA | 997 | 1 662 | 256 | 541 | 141 | 292 |
| EGYPT | 56 | 316 | 12 | 90 | 6 | 47 |
| SUDAN | 243 | 794 | 69 | 192 | 38 | 103 |
| SENEGAL | 113 | 451 | 34 | 113 | 18 | 59 |
| IVORY COAST | 138 | 384 | 35 | 103 | 18 | 55 |
| GHANA | 352 | 352 | 88 | 88 | 48 | 48 |
| NIGERIA | 3 502 | 8 283 | 1 446 | 2 786 | 799 | 1 505 |
| ANGOLA | 494 | 2 363 | 82 | 470 | 46 | 250 |
| ETHIOPIA | 4 551 | 6 891 | 1 215 | 1 758 | 674 | 961 |
| KENYA | 1 411 | 2 233 | 364 | 610 | 200 | 331 |
| TANZANIA | 2 877 | 6 348 | 686 | 1 468 | 377 | 794 |
| MOZAMBIQUE | 604 | 2 663 | 146 | 540 | 81 | 292 |
| ZAMBIA | 397 | 2 678 | 106 | 597 | 58 | 320 |
| REP S AFRICA | 12 200 | 34 464 | 2 856 | 7 599 | 1 567 | 4 095 |
| USA | 15 494 | 50 509 | 3 016 | 7 445 | 1 657 | 4 002 |
| CANADA | 515 | 2 433 | 123 | 528 | 66 | 282 |
| MEXICO | 1 806 | 10 621 | 591 | 3 124 | 326 | 1 676 |
| GUATEMALA | 692 | 1 673 | 221 | 549 | 122 | 294 |
| REP HONDURAS | 233 | 482 | 58 | 130 | 32 | 71 |
| EL SALVADOR | 150 | 741 | 48 | 229 | 26 | 122 |
| NICARAGUA | | 913 | | 318 | | 169 |
| COSTA RICA | 60 | 334 | 24 | 96 | 14 | 51 |
| PANAM EX CZ | 198 | 474 | 74 | 176 | 41 | 95 |
| CUBA | 55 | 443 | 19 | 120 | 11 | 64 |
| DOMINIC REP | 200 | 302 | 84 | 128 | 46 | 69 |
| JAMAICA | 582 | 824 | 177 | 277 | 97 | 149 |
| COLOMBIA | 10 126 | 15 665 | 2 172 | 3 460 | 1 191 | 1 876 |
| VENEZUELA | 2 531 | 18 312 | 616 | 3 803 | 341 | 2 036 |
| ECUADOR | 3 988 | 9 582 | 807 | 1 898 | 442 | 1 024 |
| PERU | 538 | 1 199 | 162 | 323 | 90 | 176 |
| BRAZIL | 9 798 | 25 531 | 3 344 | 8 016 | 1 844 | 4 337 |
| CHILE | 2 853 | 13 752 | 779 | 2 963 | 428 | 1 585 |
| BOLIVIA | 242 | 529 | 77 | 157 | 44 | 88 |
| PARAGUAY | 1 485 | 1 485 | 438 | 438 | 239 | 239 |
| URUGUAY | 2 251 | 5 443 | 541 | 1 215 | 295 | 654 |
| ARGENTINA | 13 933 | 44 235 | 3 467 | 10 116 | 1 907 | 5 434 |
| CYPRUS | 150 | 365 | 40 | 99 | 22 | 53 |
| LEBANON | 319 | 618 | 86 | 129 | 47 | 69 |
| SYRIA | 980 | 4 069 | 291 | 899 | 161 | 483 |
| IRAQ | 30 | 1 885 | 21 | 406 | 12 | 217 |
| IRAN | 10 222 | 11 035 | 2 408 | 2 575 | 1 329 | 1 418 |
| ISRAEL | 3 703 | 7 717 | 892 | 1 961 | 493 | 1 066 |
| JORDAN | 1 050 | 1 885 | 217 | 364 | 118 | 196 |
| AFGHANISTAN | 1 453 | 4 337 | 66 | 220 | 37 | 117 |
| PAKISTAN | 2 966 | 10 594 | 609 | 2 091 | 335 | 1 127 |
| INDIA | 7 617 | 19 889 | 1 996 | 4 886 | 1 100 | 2 632 |
| SRI LANKA | 100 | 162 | 50 | 83 | 28 | 45 |
| THAILAND | 1 364 | 3 867 | 354 | 973 | 195 | 526 |
| INDONESIA | 2 301 | 7 164 | 555 | 1 458 | 306 | 784 |
| MALAYSIA | 3 839 | 6 750 | 914 | 1 527 | 503 | 834 |
| SINGAPORE | 574 | 1 691 | 164 | 468 | 89 | 249 |
| PHILIPPINES | 5 779 | 9 417 | 1 374 | 2 231 | 754 | 1 209 |
| NORTH KOREA | 2 992 | 2 992 | 630 | 630 | 351 | 351 |
| SOUTH KOREA | 606 | 3 126 | 162 | 944 | 100 | 509 |
| JAPAN | 14 270 | 37 402 | 3 624 | 9 234 | 1 998 | 4 986 |
| TAIWAN | 4 579 | 9 556 | 854 | 1 857 | 467 | 1 002 |
| HONG KONG | 681 | 2 530 | 160 | 596 | 87 | 319 |
| AUSTRALIA | 1 427 | 3 174 | 367 | 827 | 261 | 447 |
| NEW ZEALAND | 352 | 716 | 96 | 208 | 52 | 111 |
| 244 CORK RAW AND WASTE | | | | | | |
| IMPORTS | 19 189 | 49 326 | 4 085 | 11 918 | 2 250 | 6 427 |
| FRANCE | 394 | 1 303 | 22 | 95 | 12 | 50 |
| NETHERLANDS | 274 | 1 098 | 247 | 881 | 136 | 473 |
| UNITED KINGDOM | 47 | 197 | 40 | 111 | 22 | 60 |
| SWITZERLAND | 353 | 756 | 62 | 130 | 34 | 70 |
| PORTUGAL | 15 081 | 34 730 | 1 334 | 4 442 | 735 | 2 393 |
| SPAIN | 877 | 6 300 | 109 | 668 | 60 | 360 |
| TUNISIA | 628 | 1 128 | 31 | 56 | 17 | 30 |
| SOUTH KOREA | 1 484 | 3 615 | 2 674 | 5 058 | 1 143 | 2 733 |
| JAPAN | 45 | 122 | 164 | 446 | 90 | 240 |
| EXPORTS | 342 | 1 037 | 143 | 504 | 78 | 272 |
| FRANCE | 32 | 185 | 16 | 82 | 9 | 47 |
| NETHERLANDS | 12 | 76 | 7 | 70 | 4 | 36 |
| SWITZERLAND | 40 | 107 | 23 | 65 | 13 | 35 |
| AUSTRIA | 107 | 233 | 31 | 100 | 16 | 53 |

6 IMPORTS AND EXPORTS (SPECIAL TRADE) BY GROUPS OF THE SITC AND BY COUNTRIES OF PRODUCTION AND CONSUMPTION 1979

| GROUP COUNTRY | DT = 100 KG | | 1 000 DM | | 1 000 \$ | |
|------------------------------|-------------|------------|-----------|----------|-----------|----------|
| | JULY/SEPT | JAN/SEPT | JULY/SEPT | JAN/SEPT | JULY/SEPT | JAN/SEPT |
| 245 FUEL WOOD NES,CHARCOAL | | | | | | |
| IMPORTS | 89 549 | 282 676 | 4 101 | 11 499 | 2 256 | 6 192 |
| FRANCE | 12 929 | 56 183 | 491 | 1 593 | 269 | 855 |
| NETHERLANDS | 12 719 | 23 911 | 650 | 1 302 | 359 | 706 |
| DENMARK | 4 370 | 8 400 | 40 | 73 | 22 | 38 |
| SPAIN | 13 936 | 41 213 | 779 | 2 138 | 428 | 1 151 |
| YUGOSLAVIA | 7 619 | 13 275 | 504 | 863 | 277 | 468 |
| POLAND | 3 297 | 21 965 | 98 | 337 | 54 | 183 |
| CZECHOSLOVA | 14 593 | 37 782 | 597 | 1 555 | 329 | 840 |
| HUNGARY | 8 030 | 21 587 | 431 | 1 102 | 237 | 593 |
| ROMANIA | 423 | 1 623 | 23 | 82 | 13 | 45 |
| REP S AFRICA | 4 860 | 20 553 | 252 | 1 036 | 139 | 555 |
| USA | 1 639 | 7 478 | 114 | 491 | 62 | 262 |
| MEXICO | 1 905 | 18 055 | 67 | 741 | 37 | 394 |
| EXPORTS | 61 476 | 189 128 | 1 761 | 5 542 | 970 | 2 988 |
| FRANCE | 2 138 | 4 597 | 72 | 308 | 40 | 165 |
| BELGIUM LUX | 4 841 | 12 451 | 175 | 463 | 97 | 251 |
| NETHEPLANDS | 16 576 | 25 217 | 515 | 1 184 | 283 | 638 |
| ITALY | 483 | 1 572 | 88 | 275 | 48 | 148 |
| UNTD KINGDOM | 1 200 | 2 056 | 111 | 219 | 61 | 120 |
| DENMARK | 678 | 5 684 | 33 | 393 | 18 | 210 |
| SWEDEN | 53 | 849 | 12 | 154 | 7 | 82 |
| SWITZERLAND | 30 247 | 103 029 | 364 | 1 312 | 212 | 708 |
| AUSTRIA | 4 232 | 31 273 | 99 | 563 | 55 | 302 |
| BRAZIL | 90 | 383 | 20 | 83 | 11 | 45 |
| JAPAN | 322 | 790 | 71 | 194 | 40 | 107 |
| 246 PULPWOOD,CHIPS,WOODWASTE | | | | | | |
| IMPORTS | 2 864 390 | 7 479 610 | 17 698 | 46 112 | 9 732 | 24 853 |
| FRANCE | 356 346 | 1 023 989 | 2 285 | 6 666 | 1 258 | 3 597 |
| BELGIUM LUX | 41 155 | 80 207 | 286 | 549 | 159 | 299 |
| NETHERLANDS | 140 221 | 385 560 | 1 228 | 3 707 | 676 | 1 994 |
| UNTD KINGDOM | 11 675 | 36 077 | 73 | 198 | 40 | 107 |
| DENMARK | 20 480 | 104 663 | 125 | 951 | 68 | 508 |
| SWEDEN | 34 789 | 45 614 | 314 | 439 | 174 | 244 |
| SWITZERLAND | 34 633 | 98 467 | 342 | 983 | 189 | 532 |
| AUSTRIA | 83 673 | 222 956 | 642 | 1 658 | 353 | 889 |
| POLAND | 467 167 | 1 063 148 | 3 444 | 6 943 | 1 891 | 3 741 |
| CZECHOSLOVA | 1 673 189 | 4 415 414 | 8 930 | 23 907 | 4 908 | 12 881 |
| EXPORTS | 3 209 093 | 7 008 424 | 33 348 | 70 025 | 18 360 | 37 867 |
| FRANCE | 264 362 | 722 832 | 2 666 | 6 593 | 1 470 | 3 556 |
| BELGIUM LUX | 380 400 | 935 055 | 4 175 | 10 210 | 2 295 | 5 510 |
| NETHERLANDS | 496 278 | 1 121 414 | 6 436 | 13 729 | 3 540 | 7 423 |
| ITALY | 82 645 | 192 310 | 1 094 | 2 933 | 601 | 1 581 |
| UNTD KINGDOM | 525 | 9 918 | 6 | 66 | 3 | 35 |
| DENMARK | 33 948 | 90 903 | 116 | 306 | 64 | 164 |
| NORWAY | 87 918 | 160 821 | 543 | 1 114 | 301 | 607 |
| SWEDEN | 319 223 | 600 546 | 2 741 | 5 263 | 1 508 | 2 838 |
| SWITZERLAND | 548 214 | 1 287 397 | 4 665 | 10 705 | 2 570 | 5 787 |
| AUSTRIA | 999 116 | 1 881 146 | 10 800 | 18 863 | 5 946 | 10 236 |
| HUNGARY | 750 | 2 420 | 36 | 107 | 20 | 57 |
| 247 OTH WOOD ROUGH,SQUARED | | | | | | |
| IMPORTS | 4 301 898 | 12 552 724 | 160 853 | 536 351 | 88 488 | 288 490 |
| FRANCE | 503 624 | 1 497 483 | 15 862 | 51 483 | 8 723 | 27 696 |
| BELGIUM LUX | 607 442 | 1 459 595 | 15 143 | 36 802 | 8 336 | 19 848 |
| NETHERLANDS | 60 196 | 125 609 | 1 001 | 2 484 | 549 | 1 335 |
| ITALY | 1 151 | 4 406 | 57 | 415 | 32 | 224 |
| UNTD KINGDOM | 18 081 | 60 807 | 553 | 2 363 | 304 | 1 269 |
| IRISH REP | | 4 999 | | 73 | | 39 |
| DENMARK | 24 365 | 135 088 | 492 | 2 163 | 273 | 1 154 |
| NORWAY | 193 | 14 411 | 14 | 380 | 8 | 201 |
| SWEDEN | 72 937 | 145 943 | 2 240 | 4 440 | 1 235 | 2 402 |
| FINLAND | 142 124 | 211 175 | 4 209 | 6 692 | 2 318 | 3 640 |
| SWITZERLAND | 40 030 | 96 787 | 1 283 | 3 624 | 705 | 1 951 |
| AUSTRIA | 40 535 | 124 829 | 1 221 | 3 436 | 676 | 1 852 |
| PORTUGAL | 3 957 | 34 872 | 121 | 881 | 66 | 469 |
| YUGOSLAVIA | 333 | 28 037 | 3 | 1 032 | 2 | 546 |
| USSR | 106 859 | 221 859 | 1 622 | 3 803 | 894 | 2 060 |
| POLAND | 138 129 | 264 904 | 2 473 | 4 556 | 1 360 | 2 465 |
| CZECHOSLOVA | 690 562 | 1 848 617 | 11 288 | 30 906 | 6 212 | 16 648 |
| HUNGARY | 615 | 2 798 | 31 | 115 | 17 | 62 |
| SIERRA LEONE | 4 535 | 6 745 | 179 | 290 | 99 | 158 |
| LIBERIA | 194 006 | 613 527 | 11 891 | 35 760 | 6 547 | 19 265 |
| IVORY COAST | 525 018 | 1 630 881 | 25 512 | 77 063 | 14 032 | 41 503 |
| GHANA | 233 142 | 775 624 | 10 100 | 37 797 | 5 568 | 20 356 |
| NIGERIA | 152 | 768 | 28 | 147 | 15 | 78 |
| CAMEROON | 208 111 | 482 713 | 11 920 | 27 909 | 6 560 | 15 062 |
| CENT AFR EMP | 3 919 | 4 537 | 304 | 363 | 167 | 199 |
| GABON | 121 922 | 387 745 | 6 369 | 19 332 | 3 513 | 10 431 |
| CONGO | 114 218 | 243 729 | 6 595 | 14 091 | 3 624 | 7 622 |
| ZAIRE | 42 875 | 144 931 | 2 671 | 8 895 | 1 468 | 4 787 |

6 IMPORTS AND EXPORTS (SPECIAL TRADE) BY GROUPS OF THE SITC AND BY COUNTRIES OF PRODUCTION AND CONSUMPTION 1979

| GROUP COUNTRY | DT = 100 KG | | 1 000 DM | | 1 000 \$ | |
|------------------|-------------|------------|-----------|-----------|-----------|----------|
| | JULY/SEPT | JAN/SEPT | JULY/SEPT | JAN/SEPT | JULY/SEPT | JAN/SEPT |
| MOZAMBIQUE | 52 | 5 972 | 5 | 742 | 3 | 399 |
| REP S AFRICA | 217 | 1 731 | 8 | 111 | 5 | 60 |
| USA | 209 343 | 1 394 559 | 19 542 | 123 945 | 10 715 | 66 341 |
| CANADA | 2 683 | 16 446 | 304 | 1 382 | 167 | 743 |
| REP HONDURAS | 1 918 | 4 619 | 268 | 441 | 147 | 239 |
| NICARAGUA | | 1 365 | | 126 | | 67 |
| SURINAM | 4 367 | 10 978 | 197 | 570 | 107 | 307 |
| CHILE | 38 075 | 84 951 | 536 | 1 235 | 296 | 668 |
| INDIA | 2 | 484 | 2 | 68 | 2 | 38 |
| BURMA | 1 030 | 46 927 | 185 | 7 305 | 103 | 3 896 |
| INDONESIA | 78 999 | 214 724 | 4 057 | 8 456 | 2 233 | 4 566 |
| MALAYSIA | 6 186 | 32 150 | 500 | 1 623 | 275 | 870 |
| PHILIPPINES | 3 530 | 25 105 | 60 | 773 | 32 | 411 |
| JAPAN | 2 738 | 32 842 | 730 | 9 402 | 402 | 5 006 |
| BRIT OCEANIA | 53 150 | 104 167 | 1 236 | 2 694 | 676 | 1 461 |
| EXPORTS | 1 697 155 | 4 654 766 | 38 958 | 104 668 | 21 455 | 56 433 |
| FRANCE | 123 760 | 415 492 | 2 775 | 9 815 | 1 532 | 5 285 |
| BELGIUM LUX | 18 327 | 65 923 | 692 | 2 284 | 383 | 1 227 |
| NETHERLANDS | 379 538 | 986 598 | 4 800 | 12 540 | 2 644 | 6 758 |
| ITALY | 569 527 | 1 663 427 | 12 782 | 35 184 | 7 041 | 18 966 |
| UNTD KINGDOM | 4 207 | 21 353 | 78 | 429 | 42 | 226 |
| DENMARK | 31 368 | 81 028 | 651 | 1 641 | 359 | 886 |
| SWEDEN | 1 742 | 3 528 | 36 | 172 | 20 | 94 |
| SWITZERLAND | 140 830 | 368 284 | 4 258 | 10 718 | 2 347 | 5 790 |
| AUSTRIA | 355 713 | 919 851 | 7 995 | 22 842 | 4 397 | 12 296 |
| SPAIN | 1 633 | 9 222 | 127 | 587 | 70 | 315 |
| YUGOSLAVIA | 449 | 3 302 | 27 | 109 | 15 | 59 |
| POLAND | | 427 | | 95 | | 51 |
| CZECHOSLOVA | 34 452 | 43 962 | 2 167 | 3 065 | 1 193 | 1 668 |
| HUNGARY | 12 075 | 31 399 | 337 | 854 | 186 | 466 |
| RUMANIA | 5 745 | 6 184 | 647 | 669 | 358 | 369 |
| BULGARIA | 2 260 | 2 260 | 115 | 115 | 63 | 63 |
| ALGERIA | 482 | 482 | 57 | 57 | 31 | 31 |
| EGYPT | | 381 | | 111 | | 58 |
| USA | 149 | 638 | 27 | 94 | 14 | 50 |
| ISRAEL | 579 | 1 892 | 29 | 130 | 16 | 69 |
| JORDAN | | 1 304 | | 164 | | 86 |
| SAUDI ARABIA | 12 359 | 20 327 | 1 239 | 2 161 | 677 | 1 173 |
| JAPAN | 426 | 3 928 | 54 | 535 | 30 | 287 |
| TAIWAN | 599 | 969 | 38 | 80 | 21 | 43 |
| 248 WOOD SHAPED | | | | | | |
| IMPORTS | 8 550 545 | 23 330 254 | 591 056 | 1 565 723 | 325 392 | 844 465 |
| FRANCE | 260 085 | 905 041 | 20 179 | 66 570 | 11 108 | 35 802 |
| BELGIUM LUX | 44 248 | 110 357 | 3 485 | 9 009 | 1 920 | 4 855 |
| NETHERLANDS | 56 923 | 164 218 | 5 029 | 14 214 | 2 768 | 7 658 |
| ITALY | 10 783 | 31 983 | 1 452 | 3 882 | 798 | 2 095 |
| UNTD KINGDOM | 710 | 2 794 | 87 | 220 | 46 | 116 |
| DENMARK | 45 058 | 122 661 | 2 948 | 7 871 | 1 624 | 4 241 |
| NORWAY | 140 529 | 419 964 | 8 280 | 25 292 | 4 559 | 13 628 |
| SWEDEN | 1 260 947 | 3 763 775 | 88 533 | 255 964 | 48 808 | 137 988 |
| FINLAND | 1 223 622 | 2 984 483 | 76 681 | 185 243 | 42 164 | 99 871 |
| SWITZERLAND | 10 261 | 47 779 | 904 | 4 019 | 495 | 2 154 |
| AUSTRIA | 1 152 354 | 3 240 211 | 63 798 | 171 400 | 35 136 | 92 435 |
| PORTUGAL | 94 889 | 321 282 | 2 446 | 7 797 | 1 341 | 4 189 |
| SPAIN | 349 | 2 091 | 43 | 260 | 24 | 141 |
| YUGOSLAVIA | 16 986 | 64 060 | 1 765 | 7 106 | 975 | 3 813 |
| GREECE | 2 502 | 10 863 | 120 | 508 | 66 | 273 |
| USSR | 1 199 088 | 2 338 884 | 69 386 | 125 961 | 38 230 | 68 433 |
| POLAND | 283 103 | 753 566 | 11 420 | 29 394 | 6 288 | 15 846 |
| CZECHOSLOVA | 334 760 | 982 726 | 10 540 | 29 674 | 5 803 | 15 994 |
| HUNGARY | 100 418 | 256 227 | 3 802 | 10 293 | 2 097 | 5 566 |
| RUMANIA | 57 775 | 236 553 | 3 684 | 14 196 | 2 027 | 7 610 |
| LIBYA | 901 | 901 | 80 | 80 | 45 | 45 |
| SIERRA LEONE | | 2 763 | | 236 | | 125 |
| LIBERIA | 62 406 | 145 434 | 4 741 | 10 852 | 2 613 | 5 881 |
| IVORY COAST | 53 950 | 173 967 | 5 295 | 16 070 | 2 910 | 8 638 |
| GHANA | 51 723 | 122 471 | 5 290 | 12 642 | 2 922 | 6 849 |
| CAMEROON | 22 948 | 64 039 | 1 757 | 4 512 | 968 | 2 438 |
| CENT AFR EMP | 1 038 | 2 260 | 119 | 234 | 65 | 126 |
| CONGO | 4 056 | 16 553 | 400 | 1 691 | 219 | 908 |
| ZAIRE | 16 409 | 42 281 | 1 637 | 4 252 | 899 | 2 291 |
| TANZANIA | 336 | 1 650 | 30 | 135 | 16 | 72 |
| MOZAMBIQUE | 2 321 | 13 649 | 190 | 953 | 105 | 512 |
| REP S AFRICA | 5 090 | 6 558 | 191 | 320 | 106 | 174 |
| USA | 383 199 | 1 220 680 | 48 427 | 149 094 | 26 620 | 80 264 |
| CANADA | 397 429 | 1 173 594 | 36 859 | 94 996 | 20 286 | 51 247 |
| MEXICO | 946 | 2 200 | 457 | 1 532 | 250 | 831 |
| REP HONDURAS | 20 086 | 57 219 | 1 721 | 5 825 | 944 | 3 134 |
| NICARAGUA | 247 | 4 173 | 18 | 305 | 10 | 161 |
| COLOMBIA | 86 | 551 | 21 | 149 | 12 | 80 |
| SURINAM | 290 | 820 | 25 | 72 | 14 | 39 |
| ECUADOR | 1 238 | 3 707 | 977 | 2 763 | 538 | 1 488 |
| PERU | 2 178 | 4 662 | 186 | 406 | 102 | 220 |
| BRAZIL | 73 794 | 221 352 | 8 043 | 24 956 | 4 419 | 13 435 |
| CHILE | 198 030 | 602 971 | 7 147 | 20 378 | 3 934 | 10 977 |
| BOLIVIA | 6 157 | 18 567 | 510 | 1 565 | 280 | 841 |
| ARGENTINA | | 647 | | 58 | | 31 |

6 IMPORTS AND EXPORTS (SPECIAL TRADE) BY GROUPS OF THE SITC AND BY COUNTRIES OF PRODUCTION AND CONSUMPTION 1979

| GROUP COUNTRY | DT = 100 KG | | 1 000 DM | | 1 000 \$ | |
|--------------------------|-------------|------------|-----------|-----------|-----------|----------|
| | JULY/SEPT | JAN/SEPT | JULY/SEPT | JAN/SEPT | JULY/SEPT | JAN/SEPT |
| INDIA | 253 | 1 347 | 75 | 379 | 41 | 203 |
| SRI LANKA | | 230 | | 101 | | 54 |
| BURMA | 304 | 6 140 | 60 | 1 176 | 33 | 630 |
| THAILAND | | 1 853 | | 411 | | 221 |
| INDONESIA | 36 590 | 79 033 | 3 986 | 8 486 | 2 192 | 4 587 |
| MALAYSIA | 686 110 | 1 999 304 | 66 498 | 178 737 | 36 599 | 96 400 |
| SINGAPORE | 128 518 | 353 407 | 12 506 | 32 300 | 6 886 | 17 420 |
| PHILIPPINES | 85 363 | 184 805 | 7 552 | 14 772 | 4 167 | 8 011 |
| JAPAN | 4 202 | 19 035 | 714 | 4 248 | 390 | 2 259 |
| HONG KONG | 254 | 1 014 | 69 | 199 | 37 | 106 |
| AUSTRALIA | 5 101 | 13 279 | 494 | 1 133 | 273 | 612 |
| NEW ZEALAND | 1 706 | 2 943 | 238 | 425 | 132 | 230 |
| EXPORTS | 1 358 488 | 4 156 686 | 80 077 | 238 011 | 44 102 | 128 236 |
| FRANCE | 90 768 | 302 053 | 6 487 | 20 349 | 3 575 | 10 961 |
| BELGIUM LUX | 146 918 | 484 334 | 7 297 | 25 093 | 4 022 | 13 508 |
| NETHERLANDS | 279 992 | 899 344 | 15 382 | 46 833 | 8 467 | 25 220 |
| ITALY | 130 518 | 364 059 | 6 272 | 16 539 | 3 459 | 8 934 |
| UNTD KINGDOM | 100 381 | 267 264 | 5 622 | 14 069 | 3 096 | 7 592 |
| IRISH REP | 400 | 693 | 37 | 75 | 21 | 41 |
| DENMARK | 33 572 | 96 568 | 2 450 | 7 590 | 1 353 | 4 085 |
| ICELAND | 454 | 1 235 | 42 | 141 | 23 | 76 |
| NORWAY | 4 897 | 20 446 | 460 | 1 728 | 254 | 930 |
| SWEDEN | 6 508 | 22 027 | 506 | 1 547 | 280 | 832 |
| FINLAND | 4 177 | 10 857 | 427 | 1 434 | 235 | 773 |
| SWITZERLAND | 136 801 | 397 243 | 11 041 | 31 809 | 6 082 | 17 140 |
| AUSTRIA | 120 500 | 342 317 | 9 637 | 27 383 | 5 305 | 14 756 |
| PORTUGAL | 375 | 375 | 73 | 73 | 40 | 40 |
| SPAIN | 224 211 | 755 574 | 9 295 | 30 382 | 5 112 | 16 356 |
| YUGOSLAVIA | 1 295 | 1 700 | 79 | 307 | 44 | 167 |
| GREECE | 1 | 2 465 | 1 | 203 | | 107 |
| USSR | 159 | 203 | 70 | 88 | 38 | 48 |
| POLAND | 609 | 661 | 359 | 451 | 198 | 248 |
| CZECHOSLOVA | 137 | 968 | 91 | 329 | 50 | 176 |
| HUNGARY | 11 229 | 39 572 | 410 | 1 360 | 225 | 730 |
| RUMANIA | 213 | 302 | 31 | 75 | 18 | 42 |
| MOROCCO | 54 | 2 149 | 4 | 134 | 2 | 70 |
| ALGERIA | 1 258 | 1 258 | 86 | 86 | 47 | 47 |
| LIBYA | 792 | 6 119 | 40 | 332 | 22 | 177 |
| EGYPT | 2 486 | 6 794 | 56 | 240 | 30 | 127 |
| USA | 8 | 757 | 45 | 444 | 24 | 236 |
| CANADA | | 324 | | 98 | | 52 |
| IRAN | 69 | 9 123 | 8 | 564 | 4 | 303 |
| ISRAEL | 375 | 2 921 | 19 | 248 | 10 | 132 |
| JORDAN | 379 | 2 639 | 43 | 225 | 24 | 122 |
| SAUDI ARABIA | 56 713 | 107 442 | 3 247 | 6 348 | 1 788 | 3 438 |
| KUWAIT | 155 | 445 | 30 | 69 | 17 | 37 |
| ARAB EMIRAT | 310 | 1 760 | 162 | 292 | 89 | 158 |
| JAPAN | 120 | 707 | 71 | 585 | 39 | 314 |
| 251 PULP AND WASTE PAPER | | | | | | |
| IMPORTS | 7 337 228 | 21 021 898 | 498 934 | 1 401 080 | 274 524 | 754 949 |
| FRANCE | 211 366 | 619 534 | 12 263 | 36 517 | 6 753 | 19 679 |
| BELGIUM LUX | 223 779 | 592 516 | 9 004 | 24 536 | 4 957 | 13 236 |
| NETHERLANDS | 529 849 | 1 428 210 | 16 236 | 40 600 | 8 943 | 21 929 |
| ITALY | 1 457 | 6 304 | 71 | 482 | 38 | 257 |
| UNTD KINGDOM | 49 850 | 123 864 | 2 106 | 5 523 | 1 160 | 2 987 |
| IRISH REP | 3 205 | 6 914 | 123 | 220 | 67 | 119 |
| DENMARK | 87 471 | 225 661 | 2 447 | 6 086 | 1 353 | 3 287 |
| NORWAY | 279 531 | 898 424 | 19 145 | 58 525 | 10 543 | 31 493 |
| SWEDEN | 1 840 654 | 5 449 460 | 138 191 | 402 994 | 76 058 | 217 032 |
| FINLAND | 919 387 | 2 553 738 | 66 097 | 180 319 | 36 347 | 97 153 |
| SWITZERLAND | 31 028 | 95 758 | 1 911 | 5 660 | 1 060 | 3 052 |
| AUSTRIA | 75 398 | 211 247 | 5 728 | 15 156 | 3 151 | 8 185 |
| PORTUGAL | 110 526 | 254 380 | 7 650 | 17 146 | 4 214 | 9 275 |
| SPAIN | 141 147 | 293 793 | 10 619 | 21 219 | 5 506 | 11 467 |
| YUGOSLAVIA | 10 376 | 51 970 | 833 | 4 132 | 457 | 2 214 |
| USSR | 202 870 | 646 726 | 11 197 | 33 914 | 6 163 | 18 274 |
| CZECHOSLOVA | 35 755 | 126 949 | 1 436 | 3 879 | 791 | 2 085 |
| RUMANIA | 14 860 | 36 732 | 1 005 | 2 161 | 554 | 1 170 |
| BULGARIA | 1 172 | 3 613 | 87 | 252 | 48 | 135 |
| MOROCCO | 3 216 | 3 216 | 207 | 207 | 115 | 115 |
| TUNISIA | 15 341 | 38 563 | 1 567 | 3 950 | 870 | 2 136 |
| MOZAMBIQUE | 1 002 | 8 775 | 68 | 546 | 38 | 290 |
| REP S AFRICA | 474 | 8 751 | 32 | 362 | 18 | 195 |
| SWAZILAND | 2 006 | 4 567 | 139 | 295 | 78 | 160 |
| USA | 953 979 | 2 539 379 | 79 597 | 207 234 | 43 767 | 111 756 |
| CANADA | 1 324 032 | 4 088 497 | 92 195 | 277 555 | 50 728 | 149 437 |
| MEXICO | 2 701 | 10 271 | 341 | 1 257 | 188 | 675 |
| BERMUDA | 16 800 | 16 800 | 1 169 | 1 169 | 639 | 639 |
| PANAM EX CZ | 3 252 | 4 439 | 117 | 167 | 63 | 89 |
| BRAZIL | 151 219 | 404 008 | 11 233 | 29 659 | 6 184 | 15 986 |
| CHILE | 91 918 | 263 547 | 6 344 | 18 233 | 3 477 | 9 836 |
| PHILIPPINES | 1 169 | 4 046 | 339 | 1 094 | 187 | 590 |

6 IMPORTS AND EXPORTS (SPECIAL TRADE) BY GROUPS OF THE SITC AND BY COUNTRIES OF PRODUCTION AND CONSUMPTION 1979

| GROUP COUNTRY | DT = 100 KG | | 1 000 DM | | 1 000 \$ | |
|------------------|-------------|-----------|-----------|----------|-----------|----------|
| | JULY/SEPT | JAN/SEPT | JULY/SEPT | JAN/SEPT | JULY/SEPT | JAN/SEPT |
| EXPORTS | 1 412 109 | 4 654 253 | 49 022 | 149 027 | 26 985 | 80 234 |
| FRANCE | 231 038 | 873 403 | 9 229 | 31 250 | 5 083 | 16 819 |
| BELGIUM LUX | 32 896 | 107 149 | 3 356 | 10 264 | 1 851 | 5 529 |
| NETHERLANDS | 286 462 | 873 255 | 8 144 | 22 382 | 4 485 | 12 058 |
| ITALY | 383 856 | 1 344 730 | 13 479 | 42 068 | 7 417 | 22 657 |
| UNTD KINGDOM | 5 483 | 17 187 | 772 | 2 005 | 424 | 1 078 |
| DENMARK | 10 366 | 32 163 | 192 | 727 | 106 | 389 |
| SWEDEN | 178 176 | 496 070 | 3 226 | 8 876 | 1 781 | 4 783 |
| FINLAND | 5 | 6 208 | 1 | 578 | 1 | 307 |
| SWITZERLAND | 108 629 | 339 629 | 3 263 | 9 575 | 1 795 | 5 157 |
| AUSTRIA | 120 587 | 414 481 | 3 265 | 10 299 | 1 797 | 5 541 |
| PORTUGAL | 10 723 | 17 729 | 822 | 1 349 | 448 | 726 |
| SPAIN | 874 | 3 985 | 111 | 476 | 62 | 258 |
| YUGOSLAVIA | 23 028 | 50 284 | 1 364 | 2 719 | 746 | 1 468 |
| POLAND | 1 200 | 3 809 | 148 | 446 | 82 | 242 |
| HUNGARY | 2 005 | 2 005 | 171 | 171 | 94 | 94 |
| BULGARIA | 12 094 | 47 044 | 833 | 3 117 | 461 | 1 677 |
| ALGERIA | 552 | 861 | 96 | 152 | 52 | 81 |
| REP S AFRICA | 775 | 1 699 | 134 | 286 | 73 | 154 |
| USA | 118 | 191 | 10 | 72 | 5 | 36 |
| MEXICO | 414 | 2 292 | 55 | 285 | 30 | 153 |
| COLOMBIA | 100 | 600 | 17 | 86 | 9 | 46 |
| VENEZUELA | 1 211 | 2 292 | 90 | 178 | 50 | 98 |
| BRAZIL | 125 | 1 155 | 20 | 170 | 11 | 90 |
| IRAN | | 1 250 | | 136 | | 73 |
| INDONESIA | | 3 001 | | 65 | | 35 |
| JAPAN | 220 | 6 132 | 39 | 637 | 21 | 336 |
| TAIWAN | 400 | 900 | 59 | 161 | 32 | 87 |
| AUSTRALIA | | 406 | 1 | 62 | | 32 |
| 261 SILK | | | | | | |
| IMPORTS | 1 954 | 6 927 | 4 290 | 15 561 | 2 365 | 8 388 |
| FRANCE | | 25 | 1 | 138 | | 74 |
| BELGIUM LUX | 11 | 33 | 14 | 80 | 7 | 43 |
| ITALY | 1 | 127 | 9 | 118 | 5 | 64 |
| UNTD KINGDOM | 16 | 84 | 41 | 218 | 23 | 117 |
| SWITZERLAND | 29 | 88 | 412 | 1 401 | 226 | 753 |
| USSR | 819 | 2 941 | 1 272 | 4 674 | 704 | 2 528 |
| REP S AFRICA | 90 | 90 | 58 | 58 | 32 | 32 |
| USA | | 109 | | 289 | | 155 |
| BRAZIL | 47 | 115 | 243 | 593 | 134 | 322 |
| INDIA | 13 | 136 | 15 | 175 | 8 | 94 |
| P REP CHINA | 613 | 1 878 | 1 805 | 5 582 | 996 | 3 010 |
| JAPAN | 307 | 1 270 | 414 | 2 200 | 227 | 1 178 |
| EXPORTS | 465 | 2 552 | 830 | 3 944 | 457 | 2 107 |
| FRANCE | 60 | 118 | 107 | 206 | 59 | 112 |
| ITALY | 116 | 497 | 171 | 962 | 95 | 518 |
| SWITZERLAND | 5 | 32 | 19 | 126 | 10 | 65 |
| JAPAN | 256 | 1 866 | 485 | 2 584 | 266 | 1 375 |
| 263 COTTON | | | | | | |
| IMPORTS | 586 700 | 2 020 429 | 125 115 | 461 715 | 68 906 | 248 462 |
| FRANCE | 6 716 | 25 578 | 836 | 3 236 | 461 | 1 741 |
| BELGIUM LUX | 6 061 | 19 192 | 419 | 1 385 | 232 | 746 |
| NETHERLANDS | 5 265 | 21 277 | 616 | 2 224 | 338 | 1 196 |
| ITALY | 2 631 | 9 939 | 221 | 912 | 122 | 486 |
| UNTD KINGDOM | 4 831 | 14 923 | 927 | 2 517 | 311 | 1 362 |
| FINLAND | 1 228 | 2 912 | 222 | 510 | 123 | 277 |
| SWITZERLAND | 5 737 | 20 714 | 747 | 2 963 | 412 | 1 595 |
| AUSTRIA | 2 450 | 8 211 | 345 | 865 | 191 | 469 |
| GREECE | 1 261 | 16 110 | 312 | 3 172 | 172 | 1 705 |
| TURKEY | 76 512 | 248 386 | 11 102 | 36 953 | 6 116 | 19 968 |
| USSR | 58 166 | 210 928 | 15 855 | 61 199 | 8 713 | 32 912 |
| CZECHOSLOVA | 3 565 | 11 777 | 199 | 679 | 110 | 366 |
| HUNGARY | 4 979 | 8 127 | 756 | 935 | 414 | 510 |
| MOROCCO | 200 | 1 735 | 95 | 787 | 52 | 423 |
| EGYPT | 8 868 | 62 112 | 3 670 | 28 727 | 2 029 | 15 328 |
| SUDAN | 9 273 | 35 652 | 3 235 | 14 737 | 1 787 | 7 928 |
| MALI | 16 983 | 61 791 | 5 138 | 18 639 | 2 826 | 9 982 |
| UPPER VOLTA | 7 503 | 39 082 | 2 190 | 11 690 | 1 206 | 6 277 |
| CHAD | 11 891 | 51 292 | 3 527 | 15 483 | 1 941 | 8 314 |
| IVORY COAST | 750 | 13 142 | 234 | 4 164 | 130 | 2 225 |
| NIGERIA | | 7 889 | | 2 332 | | 1 246 |
| CAMEROON | | 7 701 | | 2 410 | | 1 287 |
| CENT AFR EMP | | 3 484 | | 1 061 | | 571 |
| BURUNDI | 395 | 1 875 | 115 | 565 | 63 | 301 |
| UGANDA | 1 002 | 13 731 | 388 | 5 833 | 213 | 3 135 |
| TANZANIA | 483 | 5 184 | 167 | 1 890 | 93 | 1 013 |
| REP S AFRICA | 27 569 | 118 376 | 7 080 | 34 049 | 3 906 | 18 409 |
| USA | 75 551 | 267 009 | 16 716 | 53 655 | 9 220 | 28 929 |
| MEXICO | 14 971 | 35 003 | 1 470 | 6 014 | 807 | 3 231 |
| BERMUDA | | 200 | | 60 | | 32 |
| GUATEMALA | 37 531 | 138 952 | 10 566 | 37 049 | 5 810 | 19 838 |
| REP HONDURAS | | 1 759 | | 109 | | 58 |
| EL SALVADOR | 1 013 | 6 099 | 295 | 555 | 165 | 305 |

6 IMPORTS AND EXPORTS (SPECIAL TRADE) BY GROUPS OF THE SITC AND BY COUNTRIES OF PRODUCTION AND CONSUMPTION 1979

| GROUP COUNTRY | DT = 100 KG | | 1 000 DM | | 1 000 \$ | |
|------------------------------|-------------|----------|-----------|----------|-----------|----------|
| | JULY/SEPT | JAN/SEPT | JULY/SEPT | JAN/SEPT | JULY/SEPT | JAN/SEPT |
| NICARAGUA | 30 226 | 111 031 | 4 622 | 18 607 | 2 544 | 9 976 |
| COSTA RICA | | 4 048 | | 1 274 | | 678 |
| COLOMBIA | 5 300 | 31 605 | 1 722 | 10 002 | 947 | 5 375 |
| PERU | 21 644 | 28 767 | 9 127 | 12 237 | 5 028 | 6 672 |
| BRAZIL | 5 145 | 5 699 | 296 | 431 | 163 | 235 |
| BOLIVIA | 21 | 267 | 8 | 65 | 4 | 35 |
| PARAGUAY | 35 350 | 54 167 | 10 362 | 15 984 | 5 707 | 8 717 |
| URUGUAY | | 340 | | 98 | | 53 |
| ARGENTINA | 1 612 | 33 218 | 328 | 3 249 | 181 | 1 746 |
| SYRIA | 6 000 | 36 548 | 248 | 5 715 | 137 | 3 041 |
| IRAN | 51 086 | 92 258 | 6 094 | 13 906 | 3 358 | 7 509 |
| ISRAEL | 5 807 | 35 447 | 556 | 7 514 | 306 | 4 011 |
| SOUTH YEMEN | 346 | 1 672 | 181 | 891 | 99 | 476 |
| AFGHANISTAN | 324 | 18 727 | 31 | 5 063 | 17 | 2 737 |
| PAKISTAN | 1 742 | 3 736 | 272 | 588 | 149 | 318 |
| INDIA | 3 571 | 4 621 | 884 | 1 135 | 485 | 621 |
| THAILAND | 2 798 | 7 761 | 424 | 1 317 | 232 | 705 |
| MALAYSIA | 595 | 595 | 127 | 127 | 69 | 69 |
| SINGAPORE | | 2 863 | | 600 | | 320 |
| P REP CHINA | 9 295 | 26 366 | 449 | 1 254 | 248 | 676 |
| JAPAN | 8 898 | 19 177 | 1 603 | 3 307 | 883 | 1 791 |
| HONG KONG | 3 179 | 10 025 | 281 | 821 | 154 | 443 |
| EXPORTS | 126 547 | 473 325 | 23 066 | 87 102 | 12 720 | 46 885 |
| FRANCE | 32 922 | 148 504 | 6 154 | 26 663 | 3 397 | 14 321 |
| BELGIUM LUX | 6 606 | 23 830 | 1 084 | 3 662 | 599 | 1 973 |
| NETHERLANDS | 16 314 | 61 402 | 2 634 | 10 446 | 1 457 | 5 622 |
| ITALY | 18 977 | 67 350 | 3 782 | 12 301 | 2 089 | 6 636 |
| UNITD KINGDOM | 10 831 | 30 354 | 1 565 | 4 233 | 861 | 2 283 |
| IRISH REP | 500 | 2 109 | 109 | 641 | 60 | 344 |
| DENMARK | 1 589 | 4 812 | 200 | 828 | 111 | 447 |
| NORWAY | 781 | 2 998 | 113 | 488 | 61 | 262 |
| SWEDEN | 3 247 | 9 974 | 522 | 1 592 | 287 | 857 |
| FINLAND | 272 | 2 407 | 45 | 325 | 26 | 177 |
| SWITZERLAND | 11 750 | 38 850 | 2 419 | 9 142 | 1 331 | 4 929 |
| AUSTRIA | 6 333 | 25 956 | 1 762 | 7 767 | 970 | 4 181 |
| PORTUGAL | | 2 489 | | 792 | | 423 |
| SPAIN | 1 804 | 10 023 | 252 | 1 323 | 138 | 712 |
| YUGOSLAVIA | 4 370 | 15 755 | 615 | 2 179 | 339 | 1 172 |
| POLAND | 6 122 | 12 174 | 1 026 | 1 985 | 562 | 1 073 |
| CZECHOSLOVA | 2 394 | 6 891 | 490 | 1 173 | 269 | 632 |
| HUNGARY | 470 | 1 572 | 64 | 213 | 35 | 116 |
| MOROCCO | | 636 | | 168 | | 89 |
| TRINIDAD TOB | 55 | 186 | 51 | 174 | 28 | 92 |
| ISRAEL | 943 | 943 | 142 | 142 | 78 | 78 |
| SRI LANKA | | 2 981 | | 678 | | 365 |
| 264 JUTE,OTH TEX BAST FIERES | | | | | | |
| IMPORTS | 42 746 | 136 140 | 3 123 | 10 587 | 1 726 | 5 721 |
| BELGIUM LUX | 1 544 | 7 454 | 84 | 441 | 46 | 234 |
| NETHERLANDS | 3 804 | 16 110 | 298 | 1 361 | 166 | 730 |
| HUNGARY | 1 350 | 2 891 | 53 | 109 | 29 | 60 |
| INDIA | 108 | 4 399 | 11 | 303 | 6 | 161 |
| BANGLADESH | 27 167 | 87 139 | 2 084 | 7 157 | 1 150 | 3 872 |
| NEPAL | 1 359 | 3 949 | 98 | 291 | 54 | 157 |
| BURMA | 2 448 | 5 733 | 186 | 420 | 103 | 228 |
| THAILAND | 952 | 1 729 | 53 | 97 | 30 | 54 |
| P REP CHINA | 3 726 | 5 446 | 247 | 363 | 136 | 198 |
| EXPORTS | 1 616 | 6 530 | 60 | 481 | 34 | 259 |
| BELGIUM LUX | 951 | 2 586 | 29 | 94 | 15 | 49 |
| ANGOLA | | 1 500 | | 233 | | 126 |
| 265 VEG FIBRE,EXCL COTN JUTE | | | | | | |
| IMPORTS | 72 374 | 204 009 | 7 364 | 22 915 | 4 059 | 12 346 |
| FRANCE | 1 461 | 8 172 | 453 | 1 976 | 249 | 1 058 |
| BELGIUM LUX | 8 078 | 35 191 | 2 312 | 9 477 | 1 277 | 5 102 |
| NETHERLANDS | 381 | 721 | 53 | 99 | 30 | 54 |
| ITALY | 588 | 2 241 | 281 | 1 071 | 154 | 575 |
| YUGOSLAVIA | 339 | 972 | 57 | 177 | 31 | 94 |
| CZECHOSLOVA | | 1 100 | | 183 | | 98 |
| HUNGARY | 300 | 900 | 60 | 134 | 33 | 72 |
| RUMANIA | 600 | 700 | 60 | 71 | 33 | 39 |
| KENYA | 606 | 2 625 | 65 | 272 | 36 | 145 |
| TANZANIA | 2 333 | 6 457 | 258 | 688 | 140 | 366 |
| MADAGASCAR | 1 174 | 5 514 | 166 | 573 | 92 | 309 |
| BRAZIL | 500 | 1 000 | 47 | 96 | 26 | 52 |
| SRI LANKA | 52 673 | 129 464 | 3 209 | 7 334 | 1 771 | 3 970 |
| THAILAND | 1 762 | 3 911 | 87 | 181 | 47 | 96 |
| PHILIPPINES | 600 | 1 350 | 100 | 196 | 54 | 105 |
| P REP CHINA | 102 | 504 | 69 | 138 | 38 | 75 |

6 IMPORTS AND EXPORTS (SPECIAL TRADE) BY GROUPS OF THE SITC AND BY COUNTRIES OF PRODUCTION AND CONSUMPTION 1979

| GROUP COUNTRY | DT = 100 KG | | 1 000 DM | | 1 000 \$ | |
|-----------------------------|-------------|-----------|-----------|----------|-----------|----------|
| | JULY/SEPT | JAN/SEPT | JULY/SEPT | JAN/SEPT | JULY/SEPT | JAN/SEPT |
| EXPORTS | 2 144 | 9 215 | 490 | 1 542 | 267 | 826 |
| FRANCE | 421 | 1 425 | 69 | 170 | 39 | 96 |
| BELGIUM LUX | 511 | 1 530 | 79 | 320 | 42 | 166 |
| NETHERLANDS | 568 | 3 157 | 90 | 386 | 48 | 204 |
| ITALY | 24 | 900 | 15 | 123 | 9 | 66 |
| UNTD KINGDOM | 50 | 187 | 41 | 76 | 23 | 42 |
| SWITZERLAND | 81 | 125 | 86 | 106 | 47 | 59 |
| AUSTRIA | 404 | 1 469 | 94 | 271 | 50 | 145 |
| 266 SYNTHETIC FIBRE TO SPIN | | | | | | |
| IMPORTS | 221 820 | 771 418 | 78 921 | 260 386 | 43 486 | 140 228 |
| FRANCE | 30 646 | 128 446 | 12 928 | 48 653 | 7 114 | 26 161 |
| BELGIUM LUX | 17 063 | 53 119 | 6 470 | 21 096 | 3 566 | 11 359 |
| NETHERLANDS | 18 071 | 91 312 | 6 640 | 31 745 | 3 667 | 17 058 |
| ITALY | 39 494 | 137 715 | 13 764 | 41 902 | 7 587 | 22 592 |
| UNTD KINGDOM | 27 062 | 78 596 | 9 047 | 24 464 | 4 983 | 13 190 |
| IRISH REP | 7 558 | 19 928 | 2 056 | 5 244 | 1 133 | 2 836 |
| DENMARK | 2 129 | 7 470 | 643 | 2 115 | 355 | 1 142 |
| SWITZERLAND | 24 803 | 90 904 | 9 842 | 34 240 | 5 425 | 18 436 |
| AUSTRIA | 17 259 | 69 864 | 5 173 | 19 714 | 2 852 | 10 614 |
| SPAIN | 5 056 | 7 700 | 1 497 | 2 148 | 824 | 1 169 |
| YUGOSLAVIA | 199 | 596 | 49 | 141 | 26 | 75 |
| GREECE | 1 464 | 2 187 | 451 | 673 | 250 | 367 |
| TURKEY | | 874 | | 190 | | 103 |
| USSR | | 1 185 | | 85 | | 45 |
| CZECHOSLOVA | 1 393 | 1 695 | 349 | 399 | 190 | 217 |
| HUNGARY | 1 127 | 5 886 | 328 | 1 618 | 181 | 867 |
| RUMANIA | 9 837 | 26 854 | 2 397 | 6 472 | 1 325 | 3 494 |
| BULGARIA | 4 325 | 6 700 | 1 053 | 1 584 | 576 | 860 |
| USA | 12 169 | 33 451 | 5 373 | 15 213 | 2 958 | 8 196 |
| JAPAN | 1 887 | 6 482 | 792 | 2 576 | 437 | 1 385 |
| EXPORTS | 648 574 | 2 215 704 | 226 801 | 737 727 | 124 933 | 397 338 |
| FRANCE | 92 300 | 347 456 | 32 620 | 118 571 | 17 976 | 63 808 |
| BELGIUM LUX | 77 883 | 250 936 | 31 622 | 97 913 | 17 430 | 52 812 |
| NETHERLANDS | 25 290 | 102 939 | 9 190 | 34 316 | 5 063 | 18 479 |
| ITALY | 108 892 | 443 471 | 35 683 | 135 408 | 19 659 | 72 860 |
| UNTD KINGDOM | 58 251 | 181 549 | 20 042 | 60 161 | 11 031 | 32 418 |
| IRISH REP | 2 836 | 14 767 | 1 194 | 5 631 | 657 | 3 025 |
| DENMARK | 3 885 | 12 711 | 1 349 | 4 002 | 747 | 2 166 |
| NORWAY | 3 241 | 11 959 | 1 148 | 4 382 | 629 | 2 355 |
| SWEDEN | 5 170 | 19 082 | 2 170 | 7 583 | 1 197 | 4 091 |
| FINLAND | 4 630 | 16 531 | 1 731 | 5 547 | 953 | 2 984 |
| SWITZERLAND | 13 914 | 56 745 | 6 249 | 23 091 | 3 436 | 12 413 |
| AUSTRIA | 13 362 | 49 046 | 5 339 | 19 130 | 2 935 | 10 298 |
| PORTUGAL | 12 595 | 32 629 | 3 935 | 10 864 | 2 166 | 5 862 |
| SPAIN | 39 872 | 139 295 | 12 955 | 42 092 | 7 137 | 22 652 |
| YUGOSLAVIA | 15 119 | 44 163 | 5 071 | 14 312 | 2 789 | 7 688 |
| GREECE | 25 694 | 97 533 | 8 760 | 31 823 | 4 832 | 17 111 |
| TURKEY | 3 629 | 7 793 | 812 | 1 927 | 447 | 1 044 |
| USSR | 15 690 | 35 747 | 6 653 | 15 514 | 3 676 | 8 364 |
| POLAND | 9 931 | 29 665 | 3 211 | 8 991 | 1 769 | 4 845 |
| CZECHOSLOVA | 3 263 | 14 390 | 1 232 | 4 950 | 679 | 2 659 |
| HUNGARY | 11 067 | 36 011 | 3 517 | 11 882 | 1 936 | 6 399 |
| RUMANIA | 194 | 201 | 118 | 127 | 65 | 70 |
| MOROCCO | 7 783 | 32 435 | 2 192 | 7 993 | 1 208 | 4 296 |
| ALGERIA | 4 206 | 11 290 | 1 432 | 3 139 | 786 | 1 694 |
| TUNISIA | 694 | 1 125 | 212 | 328 | 117 | 178 |
| EGYPT | 4 658 | 8 281 | 1 712 | 2 957 | 949 | 1 604 |
| SUDAN | | 1 500 | | 329 | | 173 |
| KENYA | 3 116 | 7 110 | 975 | 2 063 | 539 | 1 116 |
| REP S AFRICA | 981 | 2 866 | 475 | 1 433 | 261 | 771 |
| USA | 15 602 | 40 044 | 5 221 | 13 304 | 2 874 | 7 176 |
| CANADA | 1 286 | 3 308 | 528 | 1 300 | 292 | 702 |
| MEXICO | 131 | 1 931 | 80 | 870 | 43 | 470 |
| VENEZUELA | 1 089 | 3 508 | 401 | 1 435 | 222 | 778 |
| ECUADOR | 148 | 248 | 46 | 133 | 26 | 72 |
| BRAZIL | 2 528 | 5 114 | 964 | 1 923 | 530 | 1 040 |
| CHILE | 22 347 | 30 515 | 5 860 | 8 036 | 3 227 | 4 386 |
| BOLIVIA | 2 394 | 5 356 | 909 | 2 075 | 497 | 1 122 |
| PARAGUAY | 299 | 597 | 116 | 217 | 63 | 117 |
| URUGUAY | 1 398 | 4 380 | 499 | 1 451 | 274 | 781 |
| ARGENTINA | 1 634 | 3 294 | 717 | 1 399 | 395 | 760 |
| LEBANON | 169 | 1 953 | 44 | 605 | 24 | 319 |
| SYRIA | | 515 | | 151 | | 79 |
| IRAN | 15 588 | 17 435 | 4 916 | 5 518 | 2 704 | 3 024 |
| ISRAEL | 4 900 | 12 494 | 1 452 | 3 391 | 797 | 1 832 |
| JORDAN | | 552 | | 128 | | 69 |
| AFGHANISTAN | | 299 | | 110 | | 59 |
| PAKISTAN | 2 560 | 22 893 | 640 | 4 630 | 351 | 2 484 |
| INDIA | 812 | 814 | 243 | 244 | 135 | 135 |
| BURMA | | 4 599 | | 1 154 | | 609 |
| THAILAND | 2 | 1 451 | 1 | 312 | | 164 |
| MALAYSIA | | 556 | | 192 | | 102 |
| PHILIPPINES | 993 | 7 529 | 240 | 1 660 | 132 | 891 |
| P REP CHINA | | 4 997 | | 874 | | 473 |
| NORTH KOREA | | 4 781 | | 702 | | 378 |
| JAPAN | 1 170 | 11 117 | 650 | 4 407 | 358 | 2 370 |

6 IMPORTS AND EXPORTS (SPECIAL TRADE) BY GROUPS OF THE SITC AND BY COUNTRIES OF PRODUCTION AND CONSUMPTION 1979

| GROUP COUNTRY | DT = 100 KG | | 1 000 DM | | 1 000 \$ | |
|--------------------------------|-------------|----------|-----------|----------|-----------|----------|
| | JULY/SEPT | JAN/SEPT | JULY/SEPT | JAN/SEPT | JULY/SEPT | JAN/SEPT |
| TAIWAN | 998 | 1 888 | 291 | 526 | 159 | 282 |
| HONG KONG | | 272 | | 83 | | 46 |
| AUSTRALIA | 3 649 | 12 657 | 1 131 | 3 933 | 623 | 2 110 |
| NEW ZEALAND | 601 | 978 | 187 | 318 | 102 | 172 |
| 267 OTHER MAN-MADE FIBRES | | | | | | |
| IMPORTS | 193 078 | 577 164 | 40 246 | 123 975 | 22 166 | 66 851 |
| FRANCE | 17 043 | 64 126 | 3 486 | 14 278 | 1 921 | 7 686 |
| BELGIUM LUX | 19 913 | 72 081 | 5 202 | 18 123 | 2 868 | 9 760 |
| NETHERLANDS | 14 616 | 48 100 | 2 265 | 6 944 | 1 250 | 3 747 |
| ITALY | 5 741 | 13 686 | 1 608 | 3 764 | 884 | 2 032 |
| UNTD KINGDOM | 15 764 | 45 934 | 4 547 | 13 320 | 2 506 | 7 191 |
| IRISH REP | 524 | 1 161 | 76 | 167 | 42 | 91 |
| DENMARK | 2 299 | 9 149 | 474 | 1 823 | 262 | 982 |
| NORWAY | 5 613 | 18 646 | 882 | 3 417 | 485 | 1 838 |
| SWEDEN | 11 853 | 36 106 | 3 047 | 8 703 | 1 673 | 4 695 |
| FINLAND | 11 315 | 33 341 | 2 388 | 6 707 | 1 314 | 3 621 |
| SWITZERLAND | 341 | 1 249 | 38 | 169 | 21 | 92 |
| AUSTRIA | 38 579 | 125 956 | 9 574 | 30 412 | 5 274 | 16 391 |
| SPAIN | 226 | 1 523 | 28 | 165 | 15 | 48 |
| YUGOSLAVIA | 534 | 4 229 | 106 | 836 | 58 | 446 |
| USSR | 9 671 | 18 055 | 900 | 1 475 | 497 | 804 |
| POLAND | 994 | 1 722 | 288 | 637 | 160 | 346 |
| CZECHOSLOVA | 2 479 | 7 792 | 327 | 867 | 179 | 466 |
| HUNGARY | 2 321 | 7 580 | 429 | 1 356 | 237 | 733 |
| RUMANIA | 4 954 | 13 474 | 547 | 1 590 | 301 | 858 |
| BULGARIA | 203 | 1 661 | 21 | 261 | 12 | 139 |
| EGYPT | 3 030 | 4 754 | 580 | 887 | 318 | 480 |
| USA | 20 756 | 35 546 | 2 373 | 5 356 | 1 306 | 2 900 |
| CANADA | 1 302 | 4 726 | 245 | 779 | 135 | 417 |
| JAPAN | 2 400 | 5 449 | 784 | 1 835 | 432 | 993 |
| EXPORTS | 131 272 | 399 149 | 29 591 | 86 183 | 16 310 | 46 464 |
| FRANCE | 8 558 | 36 046 | 1 563 | 6 457 | 861 | 3 467 |
| BELGIUM LUX | 10 133 | 27 059 | 1 656 | 4 640 | 915 | 2 507 |
| NETHERLANDS | 16 136 | 57 380 | 2 261 | 6 977 | 1 259 | 3 765 |
| ITALY | 32 728 | 93 491 | 6 980 | 18 833 | 3 855 | 10 162 |
| UNTD KINGDOM | 5 112 | 16 328 | 1 279 | 3 374 | 702 | 1 815 |
| IRISH REP | 6 732 | 19 219 | 532 | 1 494 | 295 | 810 |
| DENMARK | 710 | 1 567 | 166 | 358 | 93 | 196 |
| NORWAY | 48 | 281 | 24 | 67 | 14 | 37 |
| SWEDEN | 187 | 406 | 36 | 89 | 20 | 48 |
| FINLAND | 423 | 1 697 | 98 | 429 | 52 | 231 |
| SWITZERLAND | 7 281 | 20 964 | 2 117 | 6 608 | 1 168 | 3 563 |
| AUSTRIA | 16 937 | 44 070 | 5 525 | 14 537 | 3 048 | 7 859 |
| PORTUGAL | 2 104 | 10 731 | 643 | 3 483 | 353 | 1 865 |
| SPAIN | 377 | 4 099 | 77 | 923 | 42 | 494 |
| YUGOSLAVIA | 1 425 | 3 744 | 516 | 1 324 | 283 | 707 |
| GREECE | 2 800 | 8 644 | 915 | 2 760 | 507 | 1 488 |
| TURKEY | 348 | 3 394 | 22 | 534 | 12 | 288 |
| POLAND | 100 | 1 202 | 30 | 327 | 17 | 173 |
| CZECHOSLOVA | 160 | 1 933 | 23 | 316 | 13 | 169 |
| HUNGARY | 375 | 1 832 | 64 | 379 | 36 | 202 |
| BULGARIA | 5 995 | 10 979 | 2 038 | 3 646 | 1 116 | 1 969 |
| MOROCCO | 1 006 | 2 248 | 272 | 601 | 149 | 323 |
| NIGERIA | | 322 | | 115 | | 61 |
| ANGOLA | | 498 | | 266 | | 143 |
| KENYA | 999 | 1 897 | 264 | 498 | 145 | 270 |
| UGANDA | | 239 | | 113 | | 60 |
| MOZAMBIQUE | | 195 | | 99 | | 53 |
| REP S AFRICA | 2 077 | 3 827 | 862 | 1 514 | 475 | 823 |
| USA | 5 423 | 12 625 | 639 | 1 514 | 350 | 817 |
| VENEZUELA | 60 | 183 | 20 | 61 | 11 | 33 |
| ISRAEL | 925 | 4 060 | 430 | 1 941 | 236 | 1 039 |
| PAKISTAN | | 3 522 | | 829 | | 445 |
| INDIA | 1 912 | 4 105 | 450 | 986 | 246 | 535 |
| 268 WOOL (EXC TOPS), ANML HAIR | | | | | | |
| IMPORTS | 211 962 | 795 129 | 150 703 | 544 685 | 82 987 | 292 889 |
| FRANCE | 16 271 | 53 941 | 13 594 | 46 144 | 7 502 | 24 878 |
| BELGIUM LUX | 13 824 | 47 136 | 11 613 | 40 491 | 6 396 | 21 788 |
| NETHERLANDS | 3 444 | 12 727 | 1 780 | 6 311 | 979 | 3 396 |
| ITALY | 2 076 | 5 146 | 1 379 | 4 354 | 758 | 2 351 |
| UNTD KINGDOM | 4 088 | 14 219 | 4 663 | 14 398 | 2 574 | 7 757 |
| IRISH REP | 476 | 558 | 332 | 682 | 184 | 372 |
| DENMARK | 400 | 631 | 242 | 600 | 132 | 322 |
| ICELAND | 491 | 1 424 | 298 | 822 | 164 | 442 |
| NORWAY | 187 | 767 | 111 | 439 | 63 | 237 |
| SWEDEN | 844 | 2 109 | 366 | 931 | 203 | 503 |
| SWITZERLAND | 922 | 3 287 | 1 160 | 4 097 | 637 | 2 205 |
| AUSTRIA | 1 010 | 2 380 | 311 | 828 | 170 | 442 |
| PORTUGAL | 103 | 964 | 126 | 868 | 69 | 467 |
| SPAIN | 1 999 | 10 205 | 1 055 | 5 546 | 581 | 2 974 |
| YUGOSLAVIA | 28 | 75 | 128 | 300 | 70 | 161 |
| GREECE | 225 | 986 | 195 | 727 | 106 | 390 |
| TURKEY | 20 | 190 | 2 | 458 | 1 | 245 |
| CZECHOSLOVA | 247 | 1 409 | 116 | 476 | 64 | 258 |

6 IMPORTS AND EXPORTS (SPECIAL TRADE) BY GROUPS OF THE SITC AND BY COUNTRIES OF PRODUCTION AND CONSUMPTION 1979

| GROUP COUNTRY | DT = 100 KG | | 1 000 DM | | 1 000 \$ | |
|------------------|-------------|----------|-----------|----------|-----------|----------|
| | JULY/SEPT | JAN/SEPT | JULY/SEPT | JAN/SEPT | JULY/SEPT | JAN/SEPT |
| HUNGARY | 977 | 2 123 | 299 | 834 | 164 | 452 |
| RUMANIA | 269 | 594 | 153 | 325 | 84 | 177 |
| BULGARIA | 204 | 2 172 | 124 | 1 266 | 68 | 685 |
| MOROCCO | 175 | 418 | 60 | 137 | 32 | 74 |
| SUDAN | | 120 | | 101 | | 54 |
| KENYA | 2 349 | 5 272 | 979 | 2 185 | 536 | 1 179 |
| REP S AFRICA | 10 087 | 70 680 | 8 290 | 49 831 | 4 562 | 26 737 |
| USA | 609 | 3 640 | 160 | 1 330 | 89 | 709 |
| CANADA | 8 | 192 | 26 | 141 | 14 | 75 |
| MEXICO | 29 | 181 | 9 | 90 | 5 | 49 |
| COLOMBIA | 79 | 253 | 25 | 85 | 14 | 46 |
| PERU | 1 760 | 6 011 | 3 014 | 10 048 | 1 656 | 5 408 |
| BRAZIL | 1 540 | 4 190 | 588 | 1 652 | 325 | 892 |
| CHILE | 2 404 | 23 954 | 1 183 | 10 733 | 652 | 5 719 |
| PARAGUAY | 316 | 1 325 | 224 | 1 027 | 125 | 554 |
| URUGUAY | 3 176 | 12 908 | 1 768 | 7 481 | 974 | 4 015 |
| ARGENTINA | 14 137 | 69 904 | 8 029 | 40 438 | 4 418 | 21 713 |
| IRAN | 12 | 31 | 107 | 313 | 58 | 170 |
| INDIA | 25 | 165 | 21 | 110 | 12 | 59 |
| MONGOL P REP | 263 | 680 | 173 | 546 | 95 | 295 |
| P REP CHINA | 1 991 | 7 051 | 4 926 | 16 149 | 2 715 | 8 699 |
| SOUTH KOREA | 1 | 6 | 13 | 64 | 8 | 35 |
| JAPAN | 39 | 64 | 247 | 574 | 137 | 311 |
| AUSTRALIA | 92 354 | 304 188 | 60 509 | 192 075 | 33 319 | 103 352 |
| NEW ZEALAND | 32 324 | 119 908 | 22 218 | 78 304 | 12 223 | 42 042 |
| N ZEAL OCEAN | | 198 | | 128 | | 68 |
| EXPORTS | 38 921 | 127 566 | 24 006 | 79 651 | 13 215 | 42 898 |
| FRANCE | 1 741 | 8 020 | 1 048 | 4 190 | 578 | 2 249 |
| BELGIUM LUX | 11 409 | 28 686 | 4 985 | 12 710 | 2 739 | 6 850 |
| NETHERLANDS | 2 672 | 8 470 | 1 402 | 3 960 | 773 | 2 145 |
| ITALY | 5 323 | 25 333 | 3 452 | 16 449 | 1 899 | 8 838 |
| UNTD KINGDOM | 397 | 2 025 | 222 | 1 209 | 123 | 650 |
| IRISH REP | 61 | 74 | 47 | 140 | 25 | 75 |
| DENMARK | 2 261 | 6 588 | 1 674 | 4 575 | 922 | 2 464 |
| NORWAY | 456 | 1 238 | 365 | 940 | 202 | 508 |
| SWEDEN | 503 | 1 546 | 414 | 1 234 | 228 | 665 |
| FINLAND | 1 393 | 3 517 | 1 129 | 2 745 | 620 | 1 484 |
| SWITZERLAND | 1 746 | 5 217 | 1 258 | 4 977 | 694 | 2 680 |
| AUSTRIA | 4 374 | 15 699 | 3 312 | 12 038 | 1 826 | 6 484 |
| PORTUGAL | 1 643 | 4 825 | 696 | 1 805 | 384 | 972 |
| YUGOSLAVIA | 59 | 753 | 47 | 941 | 25 | 502 |
| GREECE | 642 | 2 481 | 452 | 1 403 | 248 | 757 |
| TURKEY | 506 | 2 129 | 287 | 1 019 | 157 | 547 |
| POLAND | 557 | 1 348 | 369 | 879 | 202 | 475 |
| CZECHOSLOVA | 1 089 | 2 108 | 769 | 1 525 | 423 | 821 |
| HUNGARY | 506 | 933 | 396 | 698 | 218 | 381 |
| BULGARIA | | 153 | | 93 | | 48 |
| MOROCCO | 738 | 2 071 | 623 | 1 746 | 346 | 945 |
| ALGERIA | 122 | 2 049 | 101 | 1 668 | 56 | 894 |
| TUNISIA | 238 | 455 | 178 | 307 | 97 | 166 |
| USA | 110 | 802 | 264 | 803 | 145 | 432 |
| CANADA | 57 | 85 | 225 | 324 | 124 | 176 |
| MEXICO | 2 | 22 | 13 | 123 | 7 | 67 |
| ISRAEL | 302 | 617 | 250 | 510 | 138 | 279 |
| JAPAN | 3 | 258 | 16 | 566 | 9 | 306 |

269 WASTE OF TEXTILE FABRICS

| GROUP COUNTRY | DT = 100 KG | | 1 000 DM | | 1 000 \$ | |
|------------------|-------------|-----------|-----------|----------|-----------|----------|
| | JULY/SEPT | JAN/SEPT | JULY/SEPT | JAN/SEPT | JULY/SEPT | JAN/SEPT |
| IMPORTS | 83 243 | 264 018 | 4 659 | 15 242 | 2 565 | 8 203 |
| FRANCE | 7 707 | 17 243 | 445 | 1 127 | 247 | 608 |
| BELGIUM LUX | 5 752 | 15 165 | 418 | 1 028 | 230 | 554 |
| NETHERLANDS | 30 651 | 109 333 | 1 609 | 5 428 | 885 | 2 922 |
| ITALY | 2 253 | 11 928 | 294 | 1 380 | 161 | 739 |
| UNTD KINGDOM | 3 570 | 5 842 | 286 | 1 253 | 157 | 673 |
| DENMARK | 47 | 1 124 | 22 | 97 | 12 | 53 |
| SWITZERLAND | 3 914 | 10 390 | 179 | 494 | 99 | 268 |
| AUSTRIA | 2 793 | 9 482 | 210 | 661 | 117 | 357 |
| YUGOSLAVIA | 530 | 1 766 | 51 | 203 | 28 | 107 |
| POLAND | 2 210 | 6 651 | 64 | 212 | 35 | 115 |
| CZECHOSLOVA | 16 471 | 52 279 | 106 | 360 | 58 | 194 |
| HUNGARY | 1 304 | 4 504 | 58 | 221 | 31 | 119 |
| RUMANIA | 646 | 2 521 | 28 | 127 | 15 | 68 |
| EGYPT | 429 | 1 791 | 81 | 305 | 45 | 163 |
| USA | 2 726 | 7 051 | 428 | 1 225 | 236 | 656 |
| JAPAN | 1 531 | 3 732 | 349 | 824 | 191 | 444 |
| TAIWAN | 125 | 237 | 4 | 64 | 2 | 34 |
| EXPORTS | 312 698 | 1 066 224 | 24 874 | 82 243 | 13 725 | 44 283 |
| FRANCE | 48 745 | 163 281 | 3 484 | 11 800 | 1 918 | 6 347 |
| BELGIUM LUX | 46 128 | 158 355 | 2 969 | 9 647 | 1 640 | 5 195 |
| NETHERLANDS | 68 458 | 204 243 | 4 271 | 12 205 | 2 359 | 6 576 |
| ITALY | 101 955 | 397 916 | 8 356 | 31 461 | 4 618 | 16 934 |
| UNTD KINGDOM | 2 174 | 5 251 | 367 | 1 080 | 214 | 582 |
| DENMARK | 113 | 1 342 | 31 | 231 | 17 | 124 |
| SWEDEN | 1 101 | 2 369 | 117 | 338 | 65 | 182 |
| FINLAND | 3 411 | 10 034 | 329 | 1 007 | 182 | 544 |
| SWITZERLAND | 7 844 | 26 625 | 666 | 2 377 | 364 | 1 278 |
| AUSTRIA | 2 956 | 7 597 | 312 | 784 | 173 | 423 |

6 IMPORTS AND EXPORTS (SPECIAL TRADE) BY GROUPS OF THE SITC AND BY COUNTRIES OF PRODUCTION AND CONSUMPTION 1979

| GROUP COUNTRY | DT = 100 KG | | 1 000 DM | | 1 000 \$ | |
|----------------------------|-------------|-------------|-----------|----------|-----------|----------|
| | JULY/SEPT | JAN/SEPT | JULY/SEPT | JAN/SEPT | JULY/SEPT | JAN/SEPT |
| SPAIN | 6 339 | 18 229 | 562 | 1 576 | 309 | 847 |
| HUNGARY | 2 179 | 10 892 | 131 | 683 | 72 | 364 |
| TUNISIA | 411 | 761 | 59 | 107 | 32 | 58 |
| SIERRA LEONE | 105 | 651 | 14 | 102 | 8 | 56 |
| TOGO | 2 156 | 6 099 | 432 | 1 272 | 238 | 689 |
| GABON | 81 | 313 | 28 | 67 | 15 | 36 |
| TANZANIA | 211 | 601 | 22 | 58 | 13 | 32 |
| REP S AFRICA | | 618 | 1 | 147 | | 78 |
| USA | 1 086 | 3 061 | 235 | 611 | 129 | 328 |
| LEBANON | 973 | 1 735 | 126 | 227 | 69 | 123 |
| SYRIA | 7 553 | 19 266 | 906 | 2 413 | 500 | 1 304 |
| IRAQ | 96 | 1 061 | 19 | 115 | 11 | 62 |
| JORDAN | 3 015 | 8 643 | 657 | 1 682 | 360 | 907 |
| AFGHANISTAN | 1 961 | 7 219 | 347 | 1 227 | 193 | 663 |
| PAKISTAN | 1 362 | 2 828 | 218 | 432 | 120 | 235 |
| 271 FERTILIZERS, CRUDE | | | | | | |
| IMPORTS | 7 132 566 | 19 332 838 | 59 326 | 161 890 | 32 608 | 87 266 |
| FRANCE | 4 365 | 13 771 | 78 | 312 | 43 | 168 |
| NETHERLANDS | 34 349 | 106 637 | 314 | 1 322 | 173 | 712 |
| ITALY | 1 967 | 5 177 | 39 | 95 | 22 | 51 |
| USSR | 498 617 | 1 121 798 | 6 732 | 14 885 | 3 707 | 8 053 |
| MOROCCO | 990 317 | 2 758 131 | 8 297 | 23 620 | 4 567 | 12 752 |
| TUNISIA | 45 787 | 138 930 | 362 | 1 075 | 198 | 578 |
| SENEGAL | 583 240 | 1 642 984 | 5 918 | 16 975 | 3 256 | 9 130 |
| TOGO | 298 643 | 1 181 838 | 3 051 | 11 696 | 1 678 | 6 288 |
| REP S AFRICA | 6 885 | 23 191 | 424 | 1 531 | 236 | 827 |
| USA | 3 910 196 | 10 945 904 | 27 883 | 76 699 | 15 300 | 42 387 |
| NETH ANTILL | 7 920 | 32 675 | 198 | 817 | 110 | 441 |
| CHILE | 3 415 | 17 069 | 99 | 522 | 55 | 278 |
| ISRAEL | 741 598 | 1 320 210 | 5 889 | 10 222 | 3 241 | 5 539 |
| EXPORTS | 260 922 | 782 531 | 1 340 | 4 583 | 740 | 2 479 |
| FRANCE | 3 816 | 11 348 | 13 | 71 | 8 | 40 |
| BELGIUM LUX | 70 156 | 190 721 | 501 | 1 552 | 276 | 841 |
| NETHERLANDS | 131 088 | 477 741 | 327 | 1 560 | 181 | 844 |
| UNTD KINGDOM | 42 288 | 57 213 | 258 | 340 | 143 | 187 |
| SWEDEN | 1 357 | 3 263 | 30 | 82 | 16 | 43 |
| SWITZERLAND | 8 611 | 24 193 | 173 | 496 | 95 | 266 |
| AUSTRIA | 1 193 | 10 567 | 20 | 249 | 11 | 133 |
| SAUDI ARABIA | | 1 549 | | 175 | | 95 |
| 273 STONE, SAND AND GRAVEL | | | | | | |
| IMPORTS | 59 355 607 | 134 204 363 | 98 025 | 227 840 | 53 951 | 122 947 |
| FRANCE | 29 341 500 | 71 541 538 | 20 910 | 50 959 | 11 515 | 27 489 |
| BELGIUM LUX | 2 258 194 | 5 249 386 | 5 053 | 12 683 | 2 782 | 6 836 |
| NETHERLANDS | 2 166 543 | 7 160 368 | 3 075 | 9 275 | 1 696 | 4 999 |
| ITALY | 530 796 | 1 330 311 | 11 769 | 29 518 | 6 479 | 15 920 |
| UNTD KINGDOM | 2 278 488 | 4 331 509 | 4 245 | 8 447 | 2 334 | 4 558 |
| IRISH REP | 811 865 | 1 767 039 | 1 608 | 3 625 | 886 | 1 954 |
| DENMARK | 7 845 850 | 14 186 976 | 9 626 | 17 035 | 5 294 | 9 216 |
| NORWAY | 3 681 331 | 7 716 545 | 10 422 | 23 478 | 5 727 | 12 662 |
| SWEDEN | 3 554 061 | 6 814 218 | 10 356 | 20 815 | 5 696 | 11 250 |
| FINLAND | 41 902 | 117 649 | 1 006 | 2 775 | 555 | 1 498 |
| SWITZERLAND | 84 386 | 280 907 | 2 634 | 6 346 | 1 454 | 3 424 |
| AUSTRIA | 5 055 771 | 10 647 536 | 7 717 | 18 396 | 4 252 | 9 922 |
| PORTUGAL | 42 415 | 124 351 | 1 662 | 4 795 | 910 | 2 584 |
| SPAIN | 31 763 | 68 822 | 493 | 1 376 | 272 | 743 |
| YUGOSLAVIA | 3 020 | 7 393 | 84 | 171 | 46 | 92 |
| GREECE | 35 147 | 60 046 | 732 | 1 694 | 402 | 910 |
| TURKEY | 18 962 | 31 896 | 644 | 1 095 | 357 | 597 |
| USSR | 26 432 | 54 338 | 452 | 879 | 248 | 477 |
| POLAND | 1 301 092 | 2 061 129 | 887 | 1 603 | 489 | 870 |
| CZECHOSLOVA | 79 230 | 176 818 | 277 | 692 | 154 | 374 |
| MOROCCO | 1 212 | 2 813 | 96 | 205 | 52 | 109 |
| ANGOLA | | 2 513 | | 111 | | 60 |
| REP S AFRICA | 117 231 | 361 385 | 2 628 | 7 598 | 1 445 | 4 102 |
| USA | 1 722 | 10 953 | 387 | 1 160 | 212 | 625 |
| BRAZIL | 6 391 | 21 117 | 204 | 642 | 112 | 347 |
| ARGENTINA | 1 234 | 3 716 | 65 | 176 | 36 | 96 |
| IRAN | | 1 294 | | 73 | | 39 |
| ISRAEL | 10 285 | 10 464 | 229 | 233 | 125 | 127 |
| INDIA | 22 474 | 48 908 | 699 | 1 817 | 385 | 975 |
| EXPORTS | 58 972 029 | 145 440 078 | 68 462 | 178 282 | 37 707 | 96 092 |
| FRANCE | 364 260 | 872 160 | 1 638 | 4 292 | 903 | 2 321 |
| BELGIUM LUX | 5 701 149 | 12 794 369 | 7 505 | 18 429 | 4 130 | 9 942 |
| NETHERLANDS | 46 610 848 | 115 537 998 | 40 263 | 103 146 | 22 180 | 55 566 |
| ITALY | 377 086 | 872 951 | 3 073 | 7 185 | 1 694 | 3 880 |
| UNTD KINGDOM | 12 104 | 33 929 | 273 | 768 | 150 | 413 |
| DENMARK | 50 815 | 153 988 | 599 | 1 752 | 329 | 947 |
| NORWAY | 5 412 | 15 355 | 125 | 367 | 66 | 193 |
| SWEDEN | 28 524 | 84 269 | 336 | 1 116 | 183 | 596 |
| FINLAND | 5 448 | 17 858 | 109 | 383 | 60 | 205 |
| SWITZERLAND | 3 730 253 | 9 156 556 | 6 185 | 15 501 | 3 410 | 8 381 |
| AUSTRIA | 1 916 976 | 5 338 206 | 4 591 | 12 652 | 2 533 | 6 822 |

6 IMPORTS AND EXPORTS (SPECIAL TRADE) BY GROUPS OF THE SITC AND BY COUNTRIES OF PRODUCTION AND CONSUMPTION 1979

| GROUP COUNTRY | DT = 100 KG | | 1 000 DM | | 1 000 \$ | |
|------------------|-------------|-----------|-----------|----------|-----------|----------|
| | JULY/SEPT | JAN/SEPT | JULY/SEPT | JAN/SEPT | JULY/SEPT | JAN/SEPT |
| SPAIN | 838 | 1 919 | 51 | 95 | 27 | 48 |
| YUGOSLAVIA | 37 635 | 181 367 | 431 | 1 795 | 238 | 970 |
| GREECE | 1 895 | 4 762 | 36 | 124 | 19 | 66 |
| POLAND | 25 447 | 61 537 | 485 | 1 164 | 266 | 625 |
| CZECHOSLOVIA | 2 867 | 8 279 | 82 | 253 | 45 | 137 |
| HUNGARY | 12 818 | 31 064 | 293 | 568 | 163 | 308 |
| ALGERIA | 257 | 8 501 | 49 | 263 | 26 | 140 |
| LIBYA | 3 144 | 18 112 | 136 | 513 | 75 | 276 |
| EGYPT | 1 600 | 5 373 | 30 | 181 | 16 | 97 |
| SUDAN | 2 023 | 7 014 | 48 | 154 | 26 | 82 |
| LIBERIA | | 8 084 | | 86 | | 46 |
| NIGERIA | 2 992 | 6 391 | 123 | 273 | 67 | 148 |
| UGANDA | | 500 | | 72 | | 39 |
| REP S AFRICA | 7 342 | 28 338 | 139 | 554 | 77 | 300 |
| VENEZUELA | 1 579 | 4 972 | 45 | 153 | 24 | 82 |
| PERU | 888 | 2 736 | 115 | 343 | 63 | 184 |
| CHILE | 913 | 2 113 | 32 | 70 | 17 | 37 |
| LEBANON | 1 201 | 3 246 | 21 | 63 | 11 | 33 |
| IRAN | 4 604 | 27 135 | 156 | 718 | 85 | 387 |
| ISRAEL | 1 972 | 4 246 | 79 | 144 | 43 | 78 |
| SAUDI ARABIA | 2 971 | 14 784 | 183 | 1 706 | 101 | 908 |
| KUWAIT | 1 202 | 3 483 | 21 | 58 | 12 | 32 |
| OMAN | | 2 563 | | 114 | | 62 |
| SRI LANKA | 8 500 | 12 151 | 146 | 216 | 80 | 117 |
| THAILAND | 1 850 | 2 820 | 81 | 134 | 45 | 73 |
| INDONESIA | 3 310 | 9 667 | 62 | 195 | 35 | 106 |
| MALAYSIA | 2 171 | 6 173 | 51 | 184 | 28 | 98 |
| SINGAPORE | 4 831 | 7 763 | 68 | 189 | 38 | 103 |
| PHILIPPINES | 14 725 | 38 038 | 261 | 764 | 144 | 414 |
| TAIWAN | 8 056 | 8 686 | 168 | 203 | 92 | 111 |
| HONG KONG | 445 | 2 215 | 23 | 85 | 12 | 45 |
| AUSTRALIA | 1 156 | 3 413 | 36 | 137 | 21 | 75 |
| NEW ZEALAND | 1 160 | 3 139 | 25 | 87 | 15 | 47 |
| 274 SULPHUR ETC | | | | | | |
| IMPORTS | 1 514 106 | 3 639 775 | 16 060 | 39 748 | 8 835 | 21 462 |
| FRANCE | 31 376 | 129 476 | 551 | 2 073 | 305 | 1 113 |
| BELGIUM LUX | 947 | 3 124 | 47 | 126 | 27 | 70 |
| NETHERLANDS | 2 014 | 82 455 | 4 | 514 | 2 | 273 |
| SWEDEN | 39 198 | 39 198 | 718 | 718 | 394 | 394 |
| SPAIN | | 80 288 | | 493 | | 266 |
| USSR | 490 288 | 702 930 | 2 527 | 3 460 | 1 389 | 1 882 |
| POLAND | 563 178 | 1 424 227 | 6 587 | 16 129 | 3 628 | 8 712 |
| USA | 180 141 | 511 608 | 2 867 | 7 459 | 1 577 | 4 025 |
| CANADA | 199 507 | 642 368 | 2 370 | 7 529 | 1 298 | 4 055 |
| EXPORTS | 1 157 436 | 2 771 223 | 17 738 | 41 092 | 9 761 | 22 183 |
| FRANCE | 73 577 | 201 759 | 916 | 2 289 | 505 | 1 239 |
| BELGIUM LUX | 43 416 | 110 461 | 661 | 1 530 | 364 | 825 |
| NETHERLANDS | 356 958 | 731 780 | 4 839 | 9 464 | 2 663 | 5 112 |
| ITALY | 35 700 | 121 146 | 429 | 1 359 | 237 | 733 |
| UNITD KINGDOM | 10 123 | 11 775 | 330 | 526 | 181 | 284 |
| DENMARK | 230 248 | 598 105 | 2 777 | 7 084 | 1 526 | 3 821 |
| SWEDEN | 1 400 | 4 831 | 78 | 283 | 42 | 150 |
| FINLAND | 390 | 1 080 | 19 | 82 | 10 | 44 |
| SWITZERLAND | 170 381 | 389 885 | 2 753 | 6 563 | 1 513 | 3 539 |
| AUSTRIA | 136 610 | 349 702 | 2 182 | 5 312 | 1 200 | 2 870 |
| SPAIN | 202 | 2 002 | 42 | 407 | 22 | 219 |
| GREECE | 160 | 415 | 28 | 70 | 16 | 38 |
| CZECHOSLOVIA | 72 265 | 192 063 | 1 258 | 3 045 | 695 | 1 642 |
| RUMANIA | 1 500 | 3 403 | 61 | 149 | 34 | 81 |
| GHANA | 260 | 1 860 | 56 | 107 | 31 | 59 |
| NIGERIA | 4 506 | 8 238 | 171 | 295 | 93 | 160 |
| KENYA | 2 540 | 5 809 | 106 | 249 | 57 | 132 |
| REP S AFRICA | 855 | 1 480 | 166 | 282 | 91 | 152 |
| MEXICO | 330 | 560 | 53 | 89 | 28 | 46 |
| REP HONDURAS | 2 000 | 2 525 | 47 | 59 | 26 | 32 |
| NICARAGUA | 1 030 | 3 808 | 24 | 85 | 14 | 47 |
| BRAZIL | 800 | 1 000 | 51 | 83 | 28 | 45 |
| PARAGUAY | | 3 922 | | 126 | | 68 |
| IRAN | 990 | 1 445 | 37 | 75 | 20 | 40 |
| INDIA | 760 | 2 390 | 152 | 437 | 83 | 233 |
| BANGLADESH | 6 000 | 6 032 | 260 | 261 | 145 | 146 |
| INDONESIA | 330 | 1 270 | 14 | 56 | 9 | 32 |
| MALAYSIA | 575 | 3 525 | 31 | 165 | 16 | 88 |

6 IMPORTS AND EXPORTS (SPECIAL TRADE) BY GROUPS OF THE SITC AND BY COUNTRIES OF PRODUCTION AND CONSUMPTION 1979

| GROUP COUNTRY | DT = 100 KG | | 1 000 DM | | 1 000 \$ | |
|----------------------------------|-------------|------------|-----------|----------|-----------|----------|
| | JULY/SEPT | JAN/SEPT | JULY/SEPT | JAN/SEPT | JULY/SEPT | JAN/SEPT |
| 277 NATURAL ABRASIVES NES | | | | | | |
| IMPORTS | 396 016 | 590 523 | 23 066 | 69 163 | 12 694 | 37 276 |
| FRANCE | 1 407 | 3 600 | 51 | 141 | 29 | 76 |
| BELGIUM LUX | | 240 | 3 636 | 12 135 | 2 002 | 6 535 |
| NETHERLANDS | 20 075 | 24 330 | 175 | 423 | 96 | 225 |
| ITALY | 3 768 | 33 456 | 137 | 1 364 | 77 | 734 |
| UNTD KINGDOM | 9 | 189 | 630 | 2 269 | 345 | 1 219 |
| IRISH REP | 1 | 1 | 4 075 | 10 425 | 2 246 | 5 628 |
| SWITZERLAND | | | 705 | 2 531 | 388 | 1 359 |
| PORTUGAL | 51 015 | 51 015 | 268 | 268 | 146 | 146 |
| SPAIN | | 527 | 61 | 78 | 34 | 44 |
| GREECE | 315 933 | 456 639 | 1 134 | 1 520 | 627 | 833 |
| CANARY IS | 500 | 4 234 | 18 | 142 | 10 | 76 |
| LIBERIA | | | 49 | 973 | 27 | 524 |
| GHANA | | | 26 | 91 | 14 | 49 |
| ZAIRE | | | 1 047 | 3 492 | 577 | 1 883 |
| REP S AFRICA | | | 3 139 | 9 929 | 1 728 | 5 354 |
| USA | 3 068 | 12 351 | 7 559 | 22 655 | 4 153 | 12 196 |
| GUATEMALA | | 2 986 | | 175 | | 93 |
| ISRAEL | | | 21 | 70 | 12 | 38 |
| INDIA | | 710 | 52 | 80 | 29 | 45 |
| JAPAN | | | 208 | 304 | 114 | 166 |
| EXPORTS | 886 335 | 2 841 479 | 8 070 | 21 979 | 4 448 | 11 858 |
| FRANCE | 32 591 | 86 254 | 562 | 1 632 | 311 | 882 |
| BELGIUM LUX | 96 374 | 271 886 | 599 | 1 488 | 329 | 802 |
| NETHERLANDS | 736 221 | 2 436 215 | 1 984 | 5 338 | 1 095 | 2 876 |
| UNTD KINGDOM | 4 838 | 7 422 | 441 | 1 256 | 245 | 680 |
| IRISH REP | | | 195 | 570 | 107 | 307 |
| DENMARK | 13 000 | 27 052 | 69 | 140 | 38 | 75 |
| SWEDEN | 668 | 4 223 | 41 | 192 | 22 | 103 |
| SWITZERLAND | 1 270 | 4 390 | 1 228 | 3 389 | 680 | 1 835 |
| AUSTRIA | 263 | 426 | 441 | 1 606 | 243 | 864 |
| PORTUGAL | 3 | 66 | 6 | 85 | 3 | 45 |
| SPAIN | 61 | 109 | 153 | 730 | 85 | 391 |
| YUGOSLAVIA | 1 | 19 | 2 | 67 | 1 | 37 |
| GREECE | | 5 | 706 | 2 060 | 387 | 1 108 |
| HUNGARY | | 11 | 3 | 123 | 2 | 67 |
| BULGARIA | | 2 | 715 | 1 024 | 392 | 555 |
| REP S AFRICA | 465 | 467 | 53 | 57 | 30 | 32 |
| USA | 200 | 343 | 159 | 493 | 87 | 267 |
| BRAZIL | | 50 | 326 | 620 | 180 | 336 |
| SYRIA | | 1 510 | | 95 | | 51 |
| JAPAN | 15 | 29 | 309 | 832 | 170 | 447 |
| 278 OTHER CRUDE MINERALS | | | | | | |
| IMPORTS | 23 508 555 | 60 936 386 | 280 232 | 733 880 | 154 474 | 396 205 |
| FRANCE | 5 909 365 | 15 612 953 | 32 133 | 89 709 | 17 681 | 48 390 |
| BELGIUM LUX | 4 138 846 | 10 591 403 | 12 025 | 30 533 | 6 614 | 16 476 |
| NETHERLANDS | 2 162 120 | 6 326 346 | 13 700 | 41 276 | 7 540 | 22 222 |
| ITALY | 512 889 | 2 420 527 | 11 928 | 39 173 | 6 545 | 21 059 |
| UNTD KINGDOM | 2 715 914 | 6 134 813 | 28 564 | 75 871 | 15 715 | 40 906 |
| IRISH REP | 30 726 | 70 439 | 332 | 778 | 181 | 420 |
| DENMARK | 174 910 | 405 548 | 1 821 | 5 226 | 1 007 | 2 820 |
| NORWAY | 425 834 | 1 760 824 | 4 329 | 18 837 | 2 380 | 10 114 |
| SWEDEN | 101 050 | 344 593 | 663 | 2 525 | 366 | 1 359 |
| FINLAND | 45 790 | 105 115 | 981 | 2 097 | 542 | 1 134 |
| SWITZERLAND | 63 670 | 295 773 | 532 | 1 703 | 295 | 921 |
| AUSTRIA | 1 410 979 | 2 858 965 | 10 887 | 27 795 | 5 994 | 14 995 |
| PORTUGAL | 2 879 | 4 761 | 89 | 134 | 49 | 73 |
| SPAIN | 670 039 | 1 926 691 | 13 837 | 40 343 | 7 628 | 21 749 |
| YUGOSLAVIA | 52 357 | 97 209 | 497 | 1 089 | 271 | 586 |
| GREECE | 653 614 | 1 576 326 | 15 831 | 42 081 | 8 722 | 22 687 |
| TURKEY | 198 723 | 734 853 | 3 225 | 20 089 | 1 779 | 10 769 |
| USSR | 58 606 | 228 808 | 3 200 | 12 534 | 1 764 | 6 709 |
| POLAND | 15 677 | 44 541 | 675 | 1 782 | 372 | 957 |
| CZECHOSLOVIA | 888 943 | 2 223 113 | 10 402 | 26 343 | 5 727 | 14 222 |
| HUNGARY | 35 024 | 97 169 | 438 | 1 110 | 240 | 599 |
| RUMANIA | 7 836 | 44 535 | 93 | 297 | 52 | 163 |
| BULGARIA | 1 190 | 4 598 | 45 | 177 | 25 | 95 |
| MOROCCO | 30 867 | 150 080 | 565 | 2 840 | 309 | 1 525 |
| ANGOLA | 422 | 624 | 58 | 84 | 32 | 45 |
| KENYA | | 109 867 | | 1 873 | | 998 |
| MOZAMBIQUE | 72 237 | 73 111 | 1 177 | 1 230 | 644 | 672 |
| MADAGASCAR | 9 242 | 17 847 | 1 000 | 1 917 | 550 | 1 037 |
| REP S AFRICA | 331 316 | 934 265 | 11 611 | 43 945 | 6 403 | 23 617 |
| USA | 994 129 | 2 623 246 | 29 357 | 78 190 | 16 178 | 42 250 |
| CANADA | 1 061 120 | 1 376 990 | 51 480 | 74 957 | 28 518 | 41 017 |
| GREENLAND | 5 155 | 20 043 | 584 | 2 205 | 321 | 1 188 |
| MEXICO | 77 230 | 136 286 | 1 168 | 2 000 | 641 | 1 088 |
| PANAM EX CZ | 1 018 | 1 018 | 159 | 159 | 87 | 87 |
| TRINIDAD TOB | 44 353 | 110 087 | 1 247 | 2 869 | 694 | 1 565 |
| BRAZIL | 47 748 | 119 675 | 997 | 2 851 | 552 | 1 536 |
| ARGENTINA | 4 282 | 11 374 | 134 | 353 | 74 | 191 |
| CYPRUS | 1 116 | 4 785 | 74 | 316 | 41 | 170 |
| ISRAEL | 73 626 | 142 523 | 3 337 | 6 078 | 1 845 | 3 304 |
| INDIA | 14 763 | 64 575 | 844 | 2 985 | 466 | 1 604 |

6 IMPORTS AND EXPORTS (SPECIAL TRADE) BY GROUPS OF THE SITC AND BY COUNTRIES OF PRODUCTION AND CONSUMPTION 1979

| GROUP COUNTRY | DT = 100 KG | | 1 000 DM | | 1 000 \$ | |
|------------------|-------------|------------|-----------|----------|-----------|----------|
| | JULY/SEPT | JAN/SEPT | JULY/SEPT | JAN/SEPT | JULY/SEPT | JAN/SEPT |
| SRI LANKA | 450 | 930 | 79 | 149 | 43 | 80 |
| THAILAND | 10 113 | 35 331 | 145 | 578 | 79 | 312 |
| P REP CHINA | 341 075 | 693 688 | 5 860 | 12 905 | 3 235 | 6 994 |
| NORTH KOREA | 87 895 | 318 207 | 2 581 | 9 031 | 1 427 | 4 869 |
| SOUTH KOREA | 11 034 | 14 578 | 299 | 436 | 164 | 235 |
| JAPAN | 9 639 | 41 113 | 1 015 | 3 140 | 557 | 1 708 |
| AUSTRALIA | 935 | 23 734 | 160 | 1 176 | 86 | 631 |
| EXPORTS | 25 806 823 | 73 776 411 | 138 807 | 435 519 | 76 448 | 234 595 |
| FRANCE | 1 785 520 | 5 268 680 | 23 558 | 69 782 | 12 975 | 37 583 |
| BELGIUM LUX | 4 476 059 | 14 407 932 | 13 795 | 50 164 | 7 598 | 27 005 |
| NETHERLANDS | 14 318 961 | 38 561 889 | 26 449 | 69 617 | 14 557 | 37 507 |
| ITALY | 1 252 768 | 3 497 106 | 12 256 | 41 379 | 6 749 | 22 262 |
| UNITED KINGDOM | 1 002 129 | 1 442 119 | 7 062 | 13 483 | 3 892 | 7 319 |
| IRISH REP | 33 865 | 127 198 | 237 | 1 177 | 134 | 638 |
| DENMARK | 345 259 | 1 446 004 | 4 685 | 15 063 | 2 577 | 8 122 |
| ICELAND | 3 819 | 5 493 | 56 | 110 | 30 | 58 |
| NORWAY | 206 847 | 924 207 | 2 465 | 10 896 | 1 360 | 5 861 |
| SWEDEN | 784 102 | 2 410 085 | 7 023 | 21 719 | 3 866 | 11 715 |
| FINLAND | 127 005 | 409 232 | 2 058 | 6 459 | 1 136 | 3 472 |
| SWITZERLAND | 308 472 | 863 983 | 3 845 | 11 203 | 2 117 | 6 038 |
| AUSTRIA | 321 009 | 1 441 824 | 6 190 | 25 274 | 3 406 | 13 618 |
| PORTUGAL | 7 045 | 25 043 | 316 | 1 435 | 173 | 767 |
| SPAIN | 56 992 | 191 801 | 1 606 | 8 836 | 883 | 4 749 |
| YUGOSLAVIA | 50 596 | 167 672 | 1 792 | 6 496 | 988 | 3 496 |
| GREECE | 3 961 | 8 782 | 271 | 604 | 149 | 325 |
| TURKEY | 739 | 6 808 | 160 | 1 033 | 88 | 554 |
| USSR | 3 061 | 9 367 | 779 | 2 368 | 428 | 1 272 |
| POLAND | 50 544 | 98 396 | 1 087 | 2 349 | 598 | 1 264 |
| CZECHOSLOVAKIA | 39 417 | 127 666 | 976 | 3 065 | 535 | 1 651 |
| HUNGARY | 54 845 | 112 409 | 1 791 | 3 846 | 985 | 2 078 |
| ROMANIA | 18 249 | 62 641 | 1 369 | 3 790 | 756 | 2 048 |
| BULGARIA | 186 | 7 425 | 34 | 754 | 20 | 407 |
| ALBANIA | 605 | 685 | 70 | 74 | 39 | 41 |
| MOROCCO | 1 492 | 6 977 | 61 | 609 | 31 | 321 |
| ALGERIA | 17 759 | 63 072 | 428 | 1 745 | 235 | 941 |
| LIBYA | 3 100 | 10 173 | 47 | 171 | 26 | 92 |
| EGYPT | 677 | 18 264 | 36 | 185 | 19 | 97 |
| SUDAN | 565 | 1 118 | 62 | 108 | 34 | 61 |
| SENEGAL | 361 | 2 312 | 13 | 67 | 8 | 36 |
| SIERRA LEONE | 2 167 | 11 353 | 59 | 217 | 33 | 117 |
| LIBERIA | 8 469 | 38 219 | 148 | 700 | 82 | 376 |
| IVORY COAST | 6 813 | 86 675 | 122 | 1 975 | 66 | 1 046 |
| GHANA | 1 005 | 2 085 | 62 | 103 | 35 | 56 |
| NIGERIA | 99 222 | 370 393 | 4 282 | 13 661 | 2 368 | 7 372 |
| CAMEROON | 2 733 | 14 901 | 91 | 443 | 50 | 241 |
| GABON | 9 162 | 18 226 | 169 | 338 | 93 | 183 |
| CONGO | 1 290 | 12 734 | 27 | 302 | 15 | 162 |
| ZAIRE | 346 | 2 091 | 19 | 271 | 10 | 144 |
| ANGOLA | 2 452 | 3 982 | 286 | 383 | 156 | 207 |
| ETHIOPIA | 274 | 488 | 38 | 69 | 21 | 36 |
| KENYA | 975 | 1 523 | 57 | 73 | 32 | 39 |
| TANZANIA | 1 063 | 3 113 | 27 | 106 | 15 | 58 |
| MADAGASCAR | 2 200 | 2 953 | 69 | 81 | 38 | 45 |
| REUNION | 2 653 | 7 629 | 60 | 146 | 33 | 79 |
| ZAMBIA | 10 028 | 10 162 | 137 | 145 | 75 | 80 |
| MALAWI | 5 806 | 21 115 | 67 | 222 | 37 | 121 |
| REP S AFRICA | 12 808 | 37 724 | 344 | 1 252 | 195 | 684 |
| USA | 15 237 | 170 341 | 1 056 | 4 222 | 583 | 2 271 |
| CANADA | 605 | 2 293 | 45 | 153 | 23 | 80 |
| MEXICO | 1 609 | 4 990 | 94 | 277 | 52 | 148 |
| EL SALVADOR | 60 | 424 | 10 | 62 | 5 | 32 |
| COSTA RICA | 3 325 | 9 145 | 94 | 255 | 51 | 137 |
| GUADELOUPE | 719 | 3 214 | 23 | 106 | 13 | 58 |
| MARTINIQUE | 2 393 | 10 105 | 57 | 239 | 31 | 128 |
| NETH ANTILL | 2 000 | 5 050 | 89 | 120 | 49 | 65 |
| COLOMBIA | 164 | 10 771 | 19 | 1 382 | 11 | 736 |
| VENEZUELA | 36 202 | 134 259 | 1 125 | 3 752 | 624 | 2 020 |
| SURINAM | 6 574 | 12 103 | 74 | 155 | 41 | 84 |
| ECUADOR | 7 520 | 8 006 | 266 | 308 | 145 | 167 |
| PERU | 565 | 1 383 | 33 | 76 | 20 | 41 |
| BRAZIL | 2 699 | 8 176 | 269 | 770 | 149 | 415 |
| CHILE | 406 | 1 332 | 34 | 187 | 18 | 100 |
| PARAGUAY | 1 104 | 1 331 | 57 | 84 | 31 | 45 |
| ARGENTINA | 2 490 | 9 010 | 292 | 1 199 | 160 | 643 |
| CYPRUS | 1 211 | 4 235 | 162 | 604 | 91 | 325 |
| SYRIA | 3 041 | 3 666 | 83 | 133 | 46 | 71 |
| IRAQ | 1 179 | 3 069 | 129 | 392 | 71 | 211 |
| IRAN | 14 936 | 21 974 | 1 762 | 2 141 | 970 | 1 173 |
| ISRAEL | 14 621 | 33 761 | 841 | 1 890 | 465 | 1 021 |
| SAUDI ARABIA | 5 998 | 16 612 | 156 | 614 | 85 | 330 |
| ARAB EMIRAT | 401 | 18 403 | 5 | 116 | 2 | 61 |
| PAKISTAN | 82 | 10 684 | 16 | 1 524 | 10 | 818 |
| INDIA | 1 079 | 2 118 | 160 | 316 | 87 | 170 |
| BANGLADESH | 2 024 | 5 307 | 33 | 333 | 19 | 177 |
| BURMA | 400 | 4 700 | 13 | 101 | 7 | 54 |
| THAILAND | 50 | 930 | 6 | 76 | 4 | 43 |
| INDONESIA | 1 808 | 6 696 | 225 | 518 | 124 | 281 |
| MALAYSIA | 1 829 | 11 155 | 40 | 179 | 23 | 96 |
| SINGAPORE | 184 009 | 702 356 | 3 445 | 13 916 | 1 892 | 7 485 |
| PHILIPPINES | 7 599 | 21 134 | 214 | 537 | 119 | 293 |

6 IMPORTS AND EXPORTS (SPECIAL TRADE) BY GROUPS OF THE SITC AND BY COUNTRIES OF PRODUCTION AND CONSUMPTION 1979

| GROUP COUNTRY | DT = 100 KG JULY/SEPT | JAN/SEPT | 1 000 DM JULY/SEPT | JAN/SEPT | 1 000 \$ JULY/SEPT | JAN/SEPT |
|----------------------------|--------------------------|-------------|-----------------------|-----------|-----------------------|----------|
| SOUTH KOREA | 66 | 632 | 15 | 143 | 8 | 77 |
| JAPAN | 4 067 | 8 518 | 315 | 749 | 174 | 404 |
| TAIWAN | 622 | 2 786 | 48 | 208 | 27 | 109 |
| HONG KONG | 2 796 | 15 416 | 45 | 185 | 25 | 101 |
| AUSTRALIA | 553 | 2 099 | 111 | 470 | 60 | 249 |
| PAPUA NEW G | 5 223 | 15 928 | 93 | 299 | 51 | 162 |
| NEW ZEALAND | 1 119 | 5 750 | 59 | 265 | 32 | 137 |
| FIJI | 4 387 | 16 229 | 86 | 356 | 48 | 195 |
| FR POLYNESIA | 15 196 | 55 460 | 304 | 1 059 | 168 | 567 |
| 281 IRON ORE, CONCENTRATES | | | | | | |
| IMPORTS | 137 277 260 | 383 372 702 | 620 733 | 1 661 339 | 341 722 | 896 262 |
| FRANCE | 5 170 820 | 13 954 715 | 8 053 | 22 183 | 4 428 | 11 963 |
| BELGIUM LUX | 375 031 | 1 135 076 | 1 186 | 3 551 | 654 | 1 919 |
| NETHERLANDS | 10 568 | 18 386 | 169 | 409 | 95 | 223 |
| NORWAY | 7 520 992 | 18 540 901 | 42 206 | 97 493 | 23 220 | 52 563 |
| SWEDEN | 16 569 505 | 48 387 467 | 71 649 | 197 081 | 39 444 | 106 364 |
| PORTUGAL | 125 551 | 276 003 | 441 | 965 | 244 | 523 |
| SPAIN | 2 426 807 | 7 181 735 | 8 505 | 21 715 | 4 672 | 11 717 |
| USSR | 807 721 | 2 370 189 | 3 207 | 8 796 | 1 771 | 4 770 |
| MOROCCO | 219 761 | 219 761 | 1 337 | 1 337 | 741 | 741 |
| CEUTA MEL | 95 951 | 95 951 | 566 | 566 | 315 | 315 |
| MAURITANIA | 2 041 247 | 6 497 862 | 9 762 | 30 303 | 5 360 | 16 335 |
| LIBERIA | 20 216 470 | 57 866 920 | 88 626 | 250 778 | 48 826 | 135 182 |
| REP S AFRICA | 11 836 890 | 32 529 706 | 59 765 | 156 534 | 32 927 | 84 415 |
| CANADA | 18 983 852 | 47 302 262 | 91 112 | 216 764 | 50 157 | 117 038 |
| VENEZUELA | 5 901 887 | 11 899 993 | 24 618 | 49 787 | 13 538 | 26 948 |
| BRAZIL | 31 515 988 | 86 324 760 | 147 885 | 396 420 | 81 324 | 213 827 |
| CHILE | | 1 693 903 | | 7 518 | | 4 047 |
| INDIA | | 1 229 410 | | 4 091 | | 2 193 |
| AUSTRALIA | 13 454 903 | 45 837 447 | 61 627 | 194 952 | 33 995 | 105 128 |
| EXPORTS | 512 137 | 1 811 142 | 1 181 | 3 918 | 649 | 2 109 |
| FRANCE | 32 153 | 138 243 | 33 | 148 | 18 | 79 |
| BELGIUM LUX | 364 004 | 1 183 831 | 489 | 1 708 | 269 | 919 |
| ITALY | 4 241 | 9 065 | 140 | 305 | 77 | 163 |
| UNTD KINGDOM | 1 560 | 20 650 | 31 | 112 | 18 | 62 |
| SWITZERLAND | 14 710 | 168 170 | 27 | 318 | 14 | 170 |
| AUSTRIA | 88 579 | 274 433 | 304 | 864 | 167 | 465 |
| CHILE | 5 000 | 5 000 | 124 | 124 | 68 | 68 |
| IRAQ | | 7 500 | | 241 | | 130 |
| 282 IRON AND STEEL SCRAP | | | | | | |
| IMPORTS | 4 886 147 | 11 865 243 | 137 554 | 324 479 | 75 651 | 175 243 |
| FRANCE | 592 748 | 1 491 593 | 19 627 | 48 820 | 10 794 | 26 347 |
| BELGIUM LUX | 738 628 | 1 712 516 | 19 133 | 44 078 | 10 543 | 23 848 |
| NETHERLANDS | 1 668 928 | 4 550 365 | 40 116 | 102 279 | 22 083 | 55 191 |
| ITALY | 6 288 | 46 234 | 1 242 | 6 087 | 680 | 3 250 |
| UNTD KINGDOM | 818 983 | 1 425 086 | 22 883 | 44 974 | 12 590 | 24 358 |
| IRISH REP | 846 | 3 194 | 113 | 374 | 62 | 201 |
| DENMARK | 126 657 | 574 855 | 3 167 | 12 655 | 1 739 | 6 785 |
| NORWAY | 86 561 | 199 087 | 1 879 | 4 571 | 1 035 | 2 468 |
| SWEDEN | 7 011 | 39 118 | 282 | 944 | 156 | 510 |
| FINLAND | | 81 820 | | 2 313 | | 1 234 |
| SWITZERLAND | 24 846 | 84 840 | 3 297 | 10 239 | 1 816 | 5 511 |
| AUSTRIA | 4 983 | 9 417 | 435 | 1 177 | 241 | 637 |
| PORTUGAL | 956 | 2 000 | 83 | 201 | 45 | 109 |
| SPAIN | 913 | 15 046 | 67 | 864 | 37 | 466 |
| MALTA | 837 | 1 338 | 118 | 182 | 65 | 99 |
| YUGOSLAVIA | 5 224 | 14 623 | 1 095 | 2 692 | 601 | 1 452 |
| USSR | 322 523 | 823 363 | 5 305 | 13 042 | 2 903 | 7 023 |
| POLAND | 19 899 | 55 670 | 532 | 1 521 | 293 | 823 |
| CZECHOSLOVA | 51 841 | 190 932 | 896 | 3 178 | 494 | 1 710 |
| HUNGARY | 26 093 | 65 050 | 1 660 | 2 902 | 913 | 1 573 |
| BULGARIA | | 202 | | 72 | | 38 |
| MOROCCO | 5 314 | 11 174 | 146 | 286 | 81 | 155 |
| KENYA | 2 489 | 19 103 | 50 | 198 | 28 | 107 |
| USA | 356 094 | 392 081 | 13 635 | 17 137 | 7 470 | 9 353 |
| CANADA | 5 527 | 18 859 | 1 220 | 2 292 | 668 | 1 239 |
| ISRAEL | 11 009 | 34 674 | 234 | 725 | 128 | 388 |
| INDIA | 352 | 1 440 | 151 | 363 | 83 | 197 |
| JAPAN | 410 | 579 | 118 | 121 | 64 | 66 |
| EXPORTS | 7 577 304 | 22 990 668 | 196 660 | 574 842 | 108 247 | 309 710 |
| FRANCE | 245 533 | 778 501 | 7 845 | 20 143 | 4 319 | 10 876 |
| BELGIUM LUX | 1 030 948 | 2 884 928 | 32 617 | 87 955 | 17 958 | 47 440 |
| NETHERLANDS | 130 375 | 360 299 | 3 656 | 10 562 | 2 009 | 5 688 |
| ITALY | 5 111 900 | 15 892 146 | 126 989 | 382 272 | 69 900 | 205 952 |
| UNTD KINGDOM | 10 417 | 43 068 | 1 473 | 4 066 | 814 | 2 192 |
| DENMARK | 71 078 | 360 862 | 1 530 | 7 134 | 841 | 3 828 |
| SWEDEN | 4 554 | 18 210 | 610 | 3 164 | 337 | 1 709 |
| FINLAND | | 68 987 | | 1 360 | | 726 |
| SWITZERLAND | 395 017 | 1 009 713 | 7 983 | 21 020 | 4 393 | 11 310 |
| AUSTRIA | 219 403 | 425 134 | 6 498 | 13 051 | 3 580 | 7 064 |
| PORTUGAL | 162 | 86 144 | 19 | 1 864 | 10 | 1 004 |
| SPAIN | 28 | 250 070 | 3 | 6 285 | 2 | 3 323 |

6 IMPORTS AND EXPORTS (SPECIAL TRADE) BY GROUPS OF THE SITC AND BY COUNTRIES OF PRODUCTION AND CONSUMPTION 1979

| GROUP COUNTRY | DT = 100 KG | | 1 000 DM | | 1 000 \$ | |
|-------------------------------|-------------|------------|-----------|-----------|-----------|----------|
| | JULY/SEPT | JAN/SEPT | JULY/SEPT | JAN/SEPT | JULY/SEPT | JAN/SEPT |
| TURKEY | 217 766 | 439 363 | 5 259 | 10 329 | 2 887 | 5 564 |
| CZECHOSLOVA | 129 428 | 362 211 | 1 957 | 5 373 | 1 075 | 2 889 |
| BULGARIA | 8 785 | 8 785 | 140 | 140 | 77 | 77 |
| 287 BASE METAL ORES, CONC NES | | | | | | |
| IMPORTS | 18 725 179 | 53 522 131 | 662 526 | 1 728 083 | 364 205 | 932 224 |
| FRANCE | 9 134 | 32 561 | 1 816 | 9 558 | 1 001 | 5 105 |
| BELGIUM LUX | 55 218 | 86 687 | 12 686 | 39 305 | 6 983 | 21 169 |
| NETHERLANDS | 56 789 | 125 574 | 14 895 | 46 730 | 8 184 | 25 114 |
| ITALY | 364 021 | 1 017 384 | 13 957 | 36 519 | 7 727 | 19 743 |
| UNTD KINGDOM | 22 789 | 64 967 | 20 662 | 66 326 | 11 345 | 35 601 |
| IRISH REP | 238 026 | 548 695 | 11 948 | 27 459 | 6 576 | 14 800 |
| DENMARK | 33 241 | 65 533 | 1 439 | 2 730 | 794 | 1 487 |
| NORWAY | 1 045 948 | 3 416 068 | 11 217 | 39 355 | 6 173 | 21 186 |
| SWEDEN | 265 080 | 837 492 | 22 311 | 70 439 | 12 283 | 37 907 |
| FINLAND | 5 190 | 68 355 | 147 | 1 209 | 81 | 648 |
| SWITZERLAND | 95 | 472 | 95 | 1 319 | 53 | 702 |
| AUSTRIA | 3 354 | 6 666 | 1 357 | 3 365 | 746 | 1 821 |
| PORTUGAL | 541 | 713 | 44 | 129 | 25 | 69 |
| SPAIN | 19 507 | 21 371 | 1 436 | 2 749 | 786 | 1 491 |
| YUGOSLAVIA | 15 297 | 15 297 | 3 610 | 3 610 | 1 974 | 1 974 |
| GREECE | 264 324 | 837 032 | 2 576 | 7 882 | 1 418 | 4 251 |
| TURKEY | 125 232 | 130 682 | 3 171 | 3 522 | 1 750 | 1 940 |
| USSR | 89 103 | 210 349 | 1 389 | 4 640 | 759 | 2 483 |
| CZECHOSLOVA | 35 539 | 89 203 | 1 770 | 5 040 | 979 | 2 725 |
| HUNGARY | | 1 397 | 1 | 57 | | 30 |
| BULGARIA | 673 | 1 200 | 815 | 1 780 | 446 | 954 |
| ALBANIA | 491 864 | 1 305 507 | 8 383 | 20 220 | 4 596 | 10 862 |
| MOROCCO | 131 995 | 336 389 | 11 468 | 31 105 | 6 346 | 16 745 |
| SUDAN | 51 547 | 69 838 | 1 485 | 2 559 | 812 | 1 389 |
| REP GUINEA | 4 462 314 | 9 839 707 | 28 993 | 62 474 | 15 941 | 33 771 |
| SIERRA LEONE | 421 292 | 1 966 644 | 2 359 | 10 604 | 1 296 | 5 713 |
| GHANA | 156 593 | 314 459 | 1 018 | 1 997 | 556 | 1 071 |
| NIGERIA | 300 | 701 | 532 | 919 | 291 | 500 |
| GABON | 268 952 | 268 952 | 1 224 | 1 224 | 682 | 682 |
| CONGO | | 1 017 | | 99 | | 52 |
| ZAIRE | 106 | 241 | 209 | 633 | 115 | 339 |
| RWANDA | 400 | 1 107 | 446 | 1 560 | 244 | 841 |
| BURUNDI | 22 | 162 | 173 | 433 | 96 | 234 |
| UGANDA | 182 | 182 | 289 | 289 | 159 | 159 |
| REP S AFRICA | 2 817 789 | 6 188 130 | 38 544 | 122 284 | 21 193 | 65 952 |
| USA | 121 723 | 264 965 | 115 142 | 250 197 | 63 354 | 135 244 |
| CANADA | 786 422 | 2 753 113 | 59 731 | 162 942 | 32 791 | 87 768 |
| GREENLAND | 304 734 | 437 337 | 17 975 | 24 226 | 9 849 | 13 223 |
| MEXICO | 95 990 | 266 994 | 3 392 | 10 179 | 1 870 | 5 487 |
| GUATEMALA | 500 | 500 | 121 | 121 | 66 | 66 |
| REP HONDURAS | 274 | 52 898 | 52 | 1 751 | 29 | 944 |
| CUBA | 7 254 | 22 374 | 7 031 | 16 867 | 3 853 | 9 093 |
| GUYANA | 121 621 | 501 452 | 4 535 | 14 556 | 2 495 | 7 823 |
| SURINAM | 418 267 | 736 075 | 13 457 | 22 624 | 7 436 | 12 297 |
| PERU | 98 004 | 364 102 | 21 248 | 51 095 | 11 654 | 27 598 |
| BRAZIL | 138 366 | 614 669 | 1 802 | 7 361 | 984 | 3 961 |
| CHILE | 263 957 | 502 247 | 47 656 | 81 997 | 26 245 | 44 705 |
| BOLIVIA | 5 577 | 56 323 | 4 877 | 16 073 | 2 682 | 8 644 |
| ARGENTINA | | 234 | | 1 043 | | 551 |
| IRAN | 28 877 | 79 149 | 730 | 1 913 | 400 | 1 024 |
| INDIA | 5 050 | 391 144 | 169 | 4 578 | 92 | 2 419 |
| SRI LANKA | | 2 779 | | 63 | | 33 |
| THAILAND | 29 082 | 38 742 | 10 029 | 14 889 | 5 497 | 8 085 |
| INDONESIA | 492 731 | 1 383 130 | 2 217 | 31 178 | 1 225 | 16 777 |
| MALAYSIA | 1 465 | 3 726 | 1 797 | 3 403 | 988 | 1 850 |
| SINGAPORE | 1 213 | 3 394 | 203 | 514 | 111 | 275 |
| PHILIPPINES | 207 | 51 282 | 1 108 | 6 075 | 606 | 3 248 |
| P REP CHINA | 40 465 | 194 647 | 8 676 | 25 212 | 4 764 | 13 539 |
| SOUTH KOREA | 300 | 1 025 | 552 | 2 613 | 304 | 1 405 |
| JAPAN | 2 530 | 2 638 | 1 091 | 1 344 | 603 | 739 |
| AUSTRALIA | 3 863 034 | 15 574 339 | 62 758 | 194 069 | 34 533 | 104 646 |
| PAPUA NEW G | 445 079 | 1 350 808 | 53 712 | 150 965 | 29 364 | 81 167 |
| NEW ZEALAND | | 61 | | 105 | | 57 |
| EXPORTS | 834 215 | 2 571 375 | 125 324 | 335 811 | 68 995 | 181 013 |
| FRANCE | 56 279 | 200 698 | 3 845 | 14 537 | 2 117 | 7 824 |
| BELGIUM LUX | 63 252 | 288 233 | 12 365 | 50 094 | 6 795 | 26 892 |
| NETHERLANDS | 129 982 | 273 245 | 7 665 | 29 350 | 4 214 | 15 689 |
| ITALY | 31 104 | 112 451 | 2 903 | 10 792 | 1 597 | 5 804 |
| UNTD KINGDOM | 22 552 | 121 456 | 5 366 | 31 795 | 2 951 | 16 991 |
| IRISH REP | 8 | 214 | 4 | 69 | 2 | 38 |
| DENMARK | 2 687 | 7 503 | 116 | 338 | 64 | 181 |
| NORWAY | 1 475 | 5 451 | 138 | 447 | 75 | 240 |
| SWEDEN | 6 850 | 22 132 | 5 853 | 11 743 | 3 239 | 6 381 |
| FINLAND | 11 239 | 26 476 | 294 | 719 | 162 | 386 |
| SWITZERLAND | 25 803 | 64 417 | 1 390 | 7 109 | 766 | 3 810 |
| AUSTRIA | 186 749 | 627 963 | 5 700 | 24 075 | 3 128 | 12 907 |
| PORTUGAL | 1 713 | 10 036 | 125 | 660 | 70 | 356 |
| SPAIN | 16 434 | 42 225 | 1 342 | 7 153 | 741 | 3 813 |
| YUGOSLAVIA | 3 607 | 8 882 | 375 | 830 | 206 | 446 |
| USSR | 2 035 | 2 036 | 9 771 | 9 772 | 5 396 | 5 397 |
| POLAND | 36 720 | 107 435 | 1 651 | 4 076 | 910 | 2 186 |
| CZECHOSLOVA | 2 949 | 4 166 | 4 568 | 6 781 | 2 502 | 3 690 |

6 IMPORTS AND EXPORTS (SPECIAL TRADE) BY GROUPS OF THE SITC AND BY COUNTRIES OF PRODUCTION AND CONSUMPTION 1979

| GROUP COUNTRY | DT = 100 KG | | 1 000 DM | | 1 000 \$ | |
|-----------------------------|-------------|-----------|-----------|----------|-----------|----------|
| | JULY/SEPT | JAN/SEPT | JULY/SEPT | JAN/SEPT | JULY/SEPT | JAN/SEPT |
| HUNGARY | 3 082 | 6 491 | 232 | 417 | 129 | 229 |
| RUMANIA | 3 729 | 49 593 | 256 | 2 443 | 140 | 1 314 |
| BULGARIA | 8 057 | 29 096 | 845 | 2 286 | 469 | 1 238 |
| REP S AFRICA | 851 | 2 830 | 92 | 247 | 50 | 131 |
| USA | 18 884 | 49 367 | 50 311 | 95 086 | 27 689 | 51 568 |
| CANADA | 180 255 | 477 899 | 4 628 | 12 766 | 2 577 | 6 904 |
| MEXICO | 778 | 1 118 | 2 066 | 2 200 | 1 130 | 1 200 |
| COLOMBIA | 500 | 2 787 | 30 | 212 | 17 | 114 |
| VENEZUELA | | 254 | | 77 | | 42 |
| PERU | | 135 | | 385 | | 203 |
| BRAZIL | 4 334 | 9 016 | 477 | 1 409 | 262 | 762 |
| ARGENTINA | 2 395 | 4 839 | 268 | 511 | 147 | 277 |
| ISRAEL | 204 | 908 | 23 | 140 | 13 | 74 |
| PAKISTAN | 507 | 1 319 | 47 | 121 | 26 | 65 |
| INDIA | 799 | 3 415 | 71 | 302 | 40 | 164 |
| JAPAN | 1 043 | 2 729 | 2 337 | 6 310 | 1 277 | 3 399 |
| HONG KONG | 360 | 1 092 | 41 | 129 | 23 | 70 |
| AUSTRALIA | 320 | 631 | 29 | 73 | 16 | 39 |
| 288 NONFERR METAL SCRAP NES | | | | | | |
| IMPORTS | 1 725 935 | 5 839 108 | 313 296 | 891 789 | 172 435 | 480 482 |
| FRANCE | 147 678 | 610 446 | 36 455 | 145 046 | 20 053 | 77 905 |
| BELGIUM LUX | 132 871 | 434 895 | 25 634 | 69 685 | 14 159 | 37 604 |
| NETHERLANDS | 298 862 | 958 993 | 54 669 | 167 484 | 30 136 | 90 203 |
| ITALY | 66 291 | 296 352 | 9 906 | 46 843 | 5 466 | 25 086 |
| UNTD KINGDOM | 229 587 | 562 223 | 53 558 | 104 415 | 29 498 | 56 544 |
| IRISH REP | 3 471 | 8 897 | 693 | 2 210 | 381 | 1 192 |
| DENMARK | 56 441 | 185 323 | 11 636 | 34 501 | 6 418 | 18 609 |
| ICELAND | 3 343 | 10 425 | 242 | 661 | 134 | 357 |
| NORWAY | 41 122 | 121 645 | 5 677 | 17 469 | 3 119 | 9 417 |
| SWEDEN | 4 175 | 22 816 | 653 | 3 089 | 358 | 1 650 |
| FINLAND | 3 077 | 5 519 | 163 | 288 | 89 | 154 |
| SWITZERLAND | 39 932 | 131 572 | 9 907 | 27 560 | 5 451 | 14 846 |
| AUSTRIA | 73 979 | 218 971 | 10 137 | 28 786 | 5 570 | 15 504 |
| PORTUGAL | 4 870 | 20 076 | 256 | 1 324 | 142 | 711 |
| SPAIN | 24 028 | 66 586 | 6 577 | 11 367 | 3 611 | 6 148 |
| MALTA | 35 | 426 | 8 | 139 | 4 | 72 |
| YUGOSLAVIA | 6 102 | 15 060 | 2 020 | 4 167 | 1 107 | 2 256 |
| GREECE | 3 388 | 5 097 | 296 | 424 | 161 | 230 |
| USSR | 9 850 | 11 132 | 941 | 1 265 | 515 | 690 |
| POLAND | 19 818 | 67 835 | 3 154 | 6 396 | 1 733 | 3 458 |
| CZECHOSLOVA | 23 886 | 72 607 | 2 395 | 6 134 | 1 317 | 3 309 |
| HUNGARY | 21 277 | 61 185 | 3 310 | 9 475 | 1 824 | 5 104 |
| RUMANIA | 216 | 3 765 | 51 | 295 | 28 | 158 |
| BULGARIA | 1 746 | 4 846 | 396 | 1 733 | 219 | 926 |
| MOROCCO | 1 624 | 2 171 | 366 | 520 | 201 | 283 |
| LIBYA | 400 | 922 | 90 | 196 | 50 | 107 |
| SUDAN | 1 100 | 1 100 | 152 | 152 | 83 | 83 |
| GHANA | 2 257 | 2 389 | 138 | 166 | 77 | 92 |
| NIGERIA | 1 975 | 6 052 | 1 099 | 1 826 | 601 | 991 |
| ZAIRE | 1 222 | 6 025 | 224 | 2 082 | 124 | 1 121 |
| TANZANIA | 360 | 1 012 | 140 | 156 | 76 | 85 |
| REP S AFRICA | 250 174 | 482 541 | 14 194 | 36 748 | 7 792 | 19 806 |
| USA | 151 844 | 479 950 | 33 199 | 91 049 | 18 256 | 49 097 |
| CANADA | 15 365 | 797 056 | 4 563 | 35 325 | 2 519 | 18 907 |
| MEXICO | 8 | 25 | 33 | 103 | 18 | 54 |
| GUATEMALA | 1 364 | 3 889 | 117 | 377 | 64 | 203 |
| NICARAGUA | 30 | 1 599 | 7 | 199 | 4 | 106 |
| COSTA RICA | 180 | 769 | 26 | 69 | 14 | 37 |
| CUBA | 778 | 778 | 117 | 117 | 64 | 64 |
| DOMINIC REP | | 4 171 | | 515 | | 276 |
| JAMAICA | 199 | 199 | 64 | 64 | 35 | 35 |
| WEST INDIES | 772 | 1 167 | 155 | 220 | 84 | 118 |
| TRINIDAD TOB | 17 | 454 | 5 | 90 | 3 | 49 |
| SURINAM | | 954 | | 227 | | 121 |
| PERU | 6 456 | 6 456 | 277 | 277 | 151 | 151 |
| BRAZIL | 29 784 | 31 053 | 2 994 | 3 361 | 1 641 | 1 837 |
| CHILE | 8 | 2 768 | 44 | 163 | 25 | 89 |
| CYPRUS | 459 | 809 | 95 | 167 | 54 | 91 |
| LEBANON | 1 863 | 6 757 | 495 | 1 386 | 271 | 740 |
| SYRIA | | 3 659 | | 487 | | 259 |
| ISRAEL | 7 299 | 16 889 | 1 075 | 2 613 | 593 | 1 412 |
| SAUDI ARABIA | 498 | 1 953 | 116 | 476 | 63 | 253 |
| KUWAIT | 508 | 3 865 | 131 | 961 | 71 | 511 |
| BAHRAIN | | 935 | | 249 | | 135 |
| INDIA | 1 271 | 1 417 | 356 | 378 | 195 | 207 |
| THAILAND | 287 | 1 767 | 343 | 1 422 | 188 | 756 |
| MALAYSIA | 20 036 | 37 372 | 10 594 | 13 001 | 5 794 | 7 080 |
| SINGAPORE | 452 | 469 | 219 | 265 | 119 | 143 |
| JAPAN | 4 655 | 6 122 | 1 602 | 2 382 | 877 | 1 291 |
| AUSTRALIA | 5 311 | 21 944 | 1 263 | 2 434 | 690 | 1 324 |
| NEW CALEDON | | 292 | | 73 | | 38 |
| EXPORTS | 861 018 | 2 377 324 | 101 790 | 303 874 | 56 033 | 163 670 |
| FRANCE | 86 616 | 278 886 | 12 432 | 41 325 | 6 854 | 22 253 |
| BELGIUM LUX | 285 152 | 582 784 | 14 596 | 42 911 | 8 043 | 23 095 |
| NETHERLANDS | 181 449 | 518 687 | 18 631 | 50 484 | 10 266 | 27 230 |
| ITALY | 143 496 | 460 895 | 23 210 | 65 966 | 12 782 | 35 606 |
| UNTD KINGDOM | 26 858 | 88 853 | 8 899 | 22 301 | 4 894 | 12 011 |

6 IMPORTS AND EXPORTS (SPECIAL TRADE) BY GROUPS OF THE SITC AND BY COUNTRIES OF PRODUCTION AND CONSUMPTION 1979

| GROUP COUNTRY | DT = 100 KG | | 1 000 DM | | 1 000 \$ | |
|------------------------------|-------------|-----------|-----------|----------|-----------|----------|
| | JULY/SEPT | JAN/SEPT | JULY/SEPT | JAN/SEPT | JULY/SEPT | JAN/SEPT |
| DENMARK | 9 672 | 30 052 | 1 334 | 5 665 | 730 | 3 035 |
| NORWAY | | 1 000 | | 108 | | 57 |
| SWEDEN | 45 628 | 131 875 | 5 374 | 23 586 | 2 946 | 12 648 |
| SWITZERLAND | 6 026 | 17 808 | 1 184 | 3 929 | 655 | 2 117 |
| AUSTRIA | 49 211 | 155 248 | 9 897 | 29 241 | 5 441 | 15 730 |
| PORTUGAL | | 920 | | 77 | | 41 |
| SPAIN | 4 528 | 16 918 | 983 | 3 283 | 543 | 1 768 |
| CZECHOSLOVA | 302 | 1 832 | 11 | 194 | 5 | 103 |
| HUNGARY | 3 147 | 9 272 | 876 | 2 476 | 480 | 1 335 |
| REP S AFRICA | 739 | 4 498 | 109 | 361 | 60 | 194 |
| USA | 21 240 | 66 426 | 3 514 | 8 320 | 1 928 | 4 496 |
| PAKISTAN | | 2 349 | | 273 | | 145 |
| INDIA | 196 | 2 716 | 47 | 288 | 25 | 154 |
| SOUTH KOREA | | 507 | | 198 | | 104 |
| JAPAN | 275 | 1 374 | 234 | 1 734 | 128 | 923 |
| HONG KONG | 170 | 1 095 | 340 | 885 | 186 | 478 |
| 289 PREC METAL ORE,WASTE NES | | | | | | |
| IMPORTS | 1 530 | 4 163 | 25 463 | 81 173 | 14 049 | 43 761 |
| FRANCE | 82 | 111 | 92 | 312 | 50 | 167 |
| BELGIUM LUX | 17 | 278 | 1 553 | 3 688 | 853 | 1 996 |
| NETHERLANDS | 53 | 161 | 5 653 | 11 321 | 3 112 | 6 124 |
| ITALY | | | 154 | 154 | 84 | 84 |
| UNTD KINGDOM | 331 | 533 | 2 493 | 7 508 | 1 377 | 4 068 |
| IRISH REP | | 4 | | 101 | | 54 |
| DENMARK | 5 | 10 | 875 | 2 215 | 484 | 1 197 |
| NORWAY | | 253 | 126 | 3 169 | 70 | 1 677 |
| SWEDEN | 23 | 201 | 922 | 5 307 | 507 | 2 843 |
| FINLAND | 4 | 4 | 716 | 1 724 | 394 | 937 |
| SWITZERLAND | 107 | 288 | 1 432 | 4 178 | 794 | 2 258 |
| AUSTRIA | 5 | 273 | 1 114 | 3 882 | 612 | 2 091 |
| PORTUGAL | 9 | 9 | 251 | 562 | 138 | 302 |
| SPAIN | | | | 337 | | 178 |
| YUGOSLAVIA | | | 25 | 2 064 | 13 | 1 101 |
| GREECE | | | 122 | 336 | 67 | 182 |
| HUNGARY | 8 | 11 | 1 806 | 6 025 | 995 | 3 245 |
| BULGARIA | | | | 1 052 | | 551 |
| EGYPT | | 5 | | 564 | | 295 |
| REP S AFRICA | | 6 | 66 | 483 | 37 | 261 |
| USA | 790 | 1 912 | 6 035 | 21 564 | 3 337 | 11 638 |
| MEXICO | | | 186 | 506 | 103 | 273 |
| COLOMBIA | | | 248 | 774 | 137 | 416 |
| PERU | | | 5 | 210 | 3 | 114 |
| BRAZIL | | | 352 | 555 | 196 | 306 |
| ISRAEL | | | 70 | 124 | 39 | 68 |
| ARAB EMIRAT | | 6 | 3 | 267 | 2 | 142 |
| PAKISTAN | | 1 | | 283 | | 153 |
| INDIA | | | 35 | 238 | 19 | 127 |
| P REP CHINA | 5 | 5 | 113 | 113 | 62 | 62 |
| JAPAN | | | 72 | 142 | 40 | 77 |
| TAIWAN | 2 | 3 | 696 | 1 014 | 386 | 554 |
| HONG KONG | 2 | 2 | 150 | 156 | 84 | 87 |
| AUSTRALIA | 87 | 87 | 50 | 83 | 28 | 46 |
| EXPORTS | 275 | 1 323 | 2 060 | 4 749 | 1 132 | 2 555 |
| FRANCE | 147 | 231 | 741 | 1 429 | 406 | 768 |
| BELGIUM LUX | | 931 | | 1 257 | | 661 |
| NETHERLANDS | 18 | 18 | 593 | 961 | 327 | 525 |
| SWEDEN | | | | 227 | | 123 |
| SWITZERLAND | 105 | 138 | 444 | 561 | 243 | 306 |
| SPAIN | 3 | 3 | 230 | 230 | 127 | 127 |
| 291 CRUDE ANIMAL MTRIALS NES | | | | | | |
| IMPORTS | 340 380 | 1 121 180 | 112 359 | 349 680 | 61 839 | 188 382 |
| FRANCE | 11 928 | 37 950 | 5 686 | 18 973 | 3 134 | 10 223 |
| BELGIUM LUX | 14 619 | 42 149 | 1 408 | 4 454 | 774 | 2 391 |
| NETHERLANDS | 81 286 | 234 017 | 7 123 | 22 202 | 3 921 | 11 968 |
| ITALY | 16 129 | 69 091 | 1 346 | 4 046 | 741 | 2 183 |
| UNTD KINGDOM | 833 | 3 538 | 1 891 | 6 590 | 1 040 | 3 538 |
| IRISH REP | 1 370 | 4 428 | 478 | 1 581 | 264 | 853 |
| DENMARK | 30 133 | 111 520 | 7 792 | 27 520 | 4 284 | 14 807 |
| ICELAND | 418 | 427 | 52 | 521 | 28 | 278 |
| NORWAY | 166 | 465 | 31 | 164 | 18 | 89 |
| SWEDEN | 1 309 | 6 850 | 580 | 2 098 | 322 | 1 135 |
| FINLAND | 412 | 1 535 | 193 | 301 | 105 | 164 |
| SWITZERLAND | 8 600 | 34 647 | 1 016 | 4 319 | 556 | 2 314 |
| AUSTRIA | 35 957 | 118 214 | 2 549 | 8 213 | 1 406 | 4 435 |
| PORTUGAL | 788 | 2 618 | 1 466 | 7 184 | 805 | 3 851 |
| SPAIN | 622 | 2 171 | 480 | 1 606 | 265 | 866 |
| YUGOSLAVIA | 6 450 | 24 477 | 3 821 | 12 469 | 2 107 | 6 729 |
| GREECE | 1 623 | 4 163 | 464 | 1 578 | 254 | 850 |
| TURKEY | 685 | 3 823 | 3 565 | 12 446 | 1 958 | 6 695 |
| USSR | 13 409 | 44 147 | 1 668 | 4 645 | 916 | 2 504 |
| POLAND | 6 550 | 26 708 | 2 607 | 8 383 | 1 434 | 4 514 |
| CZECHOSLOVA | 14 741 | 46 021 | 1 982 | 4 823 | 1 092 | 2 610 |
| HUNGARY | 9 797 | 35 726 | 6 333 | 18 966 | 3 492 | 10 254 |
| RUMANIA | 1 240 | 3 900 | 633 | 2 778 | 348 | 1 496 |

6 IMPORTS AND EXPORTS (SPECIAL TRADE) BY GROUPS OF THE SITC AND BY COUNTRIES OF PRODUCTION AND CONSUMPTION 1979

| GROUP COUNTRY | DT = 100 KG | | 1 000 DM | | 1 000 \$ | |
|------------------|-------------|-----------|-----------|----------|-----------|----------|
| | JULY/SEPT | JAN/SEPT | JULY/SEPT | JAN/SEPT | JULY/SEPT | JAN/SEPT |
| MOROCCO | 8 | 114 | 52 | 256 | 29 | 137 |
| TUNISIA | 11 | 47 | 14 | 156 | 7 | 84 |
| LIBYA | | 12 | | 77 | | 41 |
| EGYPT | 50 | 1 006 | 198 | 751 | 109 | 404 |
| SUDAN | 4 | 76 | 1 | 90 | | 45 |
| CHAD | 4 | 30 | 16 | 120 | 9 | 64 |
| CAMEROON | | 35 | 8 | 165 | 4 | 89 |
| ZAIRE | 20 | 66 | 224 | 678 | 122 | 366 |
| BURUNDI | 15 | 29 | 175 | 334 | 96 | 182 |
| KENYA | 81 | 233 | 657 | 2 082 | 363 | 1 123 |
| UGANDA | 52 | 52 | 598 | 599 | 328 | 329 |
| TANZANIA | 70 | 125 | 140 | 244 | 77 | 133 |
| MOZAMBIQUE | 29 | 36 | 333 | 408 | 184 | 224 |
| ZAMBIA | | 13 | | 112 | | 59 |
| REP S AFRICA | 305 | 1 198 | 408 | 1 268 | 225 | 680 |
| USA | 3 113 | 16 248 | 3 566 | 10 510 | 1 965 | 5 656 |
| CANADA | 373 | 1 571 | 1 125 | 5 069 | 618 | 2 725 |
| MEXICO | 148 | 476 | 42 | 155 | 23 | 85 |
| CUBA | 1 087 | 1 452 | 88 | 129 | 48 | 69 |
| COLOMBIA | 118 | 846 | 33 | 108 | 19 | 58 |
| VENEZUELA | 247 | 927 | 22 | 57 | 12 | 31 |
| PERU | 554 | 1 275 | 267 | 777 | 148 | 421 |
| BRAZIL | 7 935 | 21 186 | 2 825 | 6 684 | 1 555 | 3 613 |
| CHILE | 2 113 | 6 552 | 194 | 598 | 107 | 322 |
| PARAGUAY | 240 | 821 | 244 | 672 | 135 | 363 |
| URUGUAY | 5 026 | 17 664 | 825 | 2 515 | 454 | 1 356 |
| ARGENTINA | 12 159 | 45 824 | 1 417 | 5 032 | 781 | 2 704 |
| LEBANON | 136 | 398 | 798 | 2 428 | 442 | 1 313 |
| SYRIA | 297 | 1 093 | 2 209 | 7 388 | 1 216 | 3 979 |
| IRAQ | 37 | 111 | 315 | 886 | 173 | 478 |
| IRAN | 1 696 | 4 702 | 8 442 | 24 008 | 4 650 | 12 920 |
| AFGHANISTAN | 152 | 584 | 1 053 | 3 476 | 580 | 1 871 |
| PAKISTAN | 398 | 961 | 456 | 1 390 | 252 | 752 |
| INDIA | 6 604 | 16 142 | 809 | 2 206 | 444 | 1 187 |
| SRI LANKA | 403 | 972 | 36 | 86 | 20 | 47 |
| THAILAND | 180 | 600 | 153 | 436 | 84 | 235 |
| VIETNAM | 725 | 2 041 | 622 | 1 752 | 341 | 944 |
| INDONESIA | 121 | 443 | 161 | 542 | 89 | 291 |
| MALAYSIA | 352 | 539 | 1 193 | 1 705 | 659 | 929 |
| SINGAPORE | 78 | 166 | 27 | 88 | 15 | 45 |
| PHILIPPINES | 560 | 1 773 | 56 | 214 | 31 | 114 |
| P REP CHINA | 32 228 | 101 234 | 23 201 | 67 505 | 12 759 | 36 377 |
| JAPAN | 194 | 332 | 185 | 473 | 101 | 256 |
| TAIWAN | 144 | 1 335 | 306 | 1 723 | 167 | 921 |
| HONG KONG | 305 | 1 204 | 532 | 2 231 | 293 | 1 205 |
| AUSTRALIA | 606 | 2 786 | 1 625 | 5 089 | 895 | 2 744 |
| NEW ZEALAND | 1 972 | 5 538 | 3 406 | 10 151 | 1 871 | 5 452 |
| EXPORTS | 321 771 | 1 010 671 | 49 146 | 150 413 | 27 063 | 81 059 |
| FRANCE | 105 166 | 277 429 | 9 845 | 26 773 | 5 422 | 14 443 |
| BELGIUM LUX | 99 905 | 309 501 | 4 174 | 12 496 | 2 298 | 6 728 |
| NETHERLANDS | 24 291 | 80 283 | 3 386 | 9 433 | 1 862 | 5 087 |
| ITALY | 11 496 | 47 178 | 2 544 | 9 187 | 1 400 | 4 950 |
| UNTD KINGDOM | 2 518 | 7 688 | 2 869 | 9 589 | 1 583 | 5 161 |
| IRISH REP | 18 | 142 | 55 | 342 | 30 | 182 |
| DENMARK | 22 247 | 102 787 | 1 762 | 7 934 | 969 | 4 258 |
| NORWAY | 3 365 | 10 179 | 583 | 1 885 | 322 | 1 012 |
| SWEDEN | 2 122 | 17 181 | 575 | 2 373 | 321 | 1 280 |
| FINLAND | 9 494 | 31 237 | 1 096 | 3 862 | 603 | 2 076 |
| SWITZERLAND | 4 049 | 12 640 | 3 657 | 11 137 | 2 015 | 6 006 |
| AUSTRIA | 14 317 | 59 384 | 5 287 | 17 511 | 2 905 | 9 425 |
| PORTUGAL | 548 | 1 663 | 623 | 1 250 | 344 | 678 |
| SPAIN | 4 850 | 13 113 | 1 241 | 3 782 | 680 | 2 033 |
| YUGOSLAVIA | 7 276 | 17 863 | 1 218 | 5 003 | 664 | 2 683 |
| GREECE | 596 | 813 | 211 | 551 | 118 | 301 |
| TURKEY | 99 | 107 | 211 | 229 | 115 | 124 |
| POLAND | 938 | 1 579 | 612 | 942 | 337 | 510 |
| CZECHOSLOVA | 1 951 | 2 109 | 91 | 143 | 50 | 78 |
| HUNGARY | 4 | 62 | 223 | 383 | 129 | 208 |
| REP S AFRICA | 1 384 | 3 235 | 1 112 | 2 253 | 613 | 1 226 |
| USA | 3 313 | 9 829 | 3 396 | 11 517 | 1 872 | 6 210 |
| CANADA | 29 | 81 | 279 | 347 | 155 | 192 |
| MEXICO | 120 | 232 | 246 | 473 | 137 | 260 |
| EL SALVADOR | 6 | 46 | 19 | 122 | 10 | 67 |
| COLOMBIA | 12 | 67 | 27 | 310 | 15 | 167 |
| BRAZIL | 347 | 1 468 | 305 | 955 | 168 | 516 |
| URUGUAY | | 70 | | 64 | | 34 |
| ARGENTINA | 182 | 191 | 102 | 152 | 55 | 82 |
| LEBANON | 42 | 65 | 99 | 160 | 54 | 86 |
| IRAQ | 10 | 37 | 30 | 79 | 17 | 43 |
| ISRAEL | 30 | 81 | 6 | 93 | 4 | 51 |
| INDIA | 3 | 30 | 30 | 401 | 17 | 215 |
| THAILAND | 6 | 5 | 105 | 189 | 59 | 102 |
| SINGAPORE | 102 | 225 | 37 | 110 | 20 | 59 |
| P REP CHINA | 106 | 183 | 36 | 156 | 20 | 85 |
| SOUTH KOREA | 118 | 316 | 311 | 904 | 171 | 488 |
| JAPAN | 302 | 769 | 2 111 | 5 238 | 1 166 | 2 831 |
| TAIWAN | | 10 | | 60 | | 32 |
| HONG KONG | 105 | 270 | 469 | 1 575 | 257 | 848 |
| AUSTRALIA | 21 | 61 | 36 | 100 | 20 | 54 |

6 IMPORTS AND EXPORTS (SPECIAL TRADE) BY GROUPS OF THE SITC AND BY COUNTRIES OF PRODUCTION AND CONSUMPTION 1979

| GROUP COUNTRY | DT = 100 KG | | 1 000 DM | | 1 000 \$ | |
|-----------------------------|-------------|-----------|-----------|-----------|-----------|----------|
| | JULY/SEPT | JAN/SEPT | JULY/SEPT | JAN/SEPT | JULY/SEPT | JAN/SEPT |
| 292 CRUDE VEG MATERIALS NES | | | | | | |
| IMPORTS | 988 460 | 3 109 713 | 451 149 | 1 636 408 | 248 500 | 880 394 |
| FRANCE | 28 723 | 152 463 | 8 309 | 53 623 | 4 573 | 28 813 |
| BELGIUM LUX | 23 646 | 71 675 | 6 223 | 21 935 | 3 439 | 11 835 |
| NETHERLANDS | 552 179 | 1 467 166 | 292 809 | 934 560 | 161 331 | 503 279 |
| ITALY | 59 326 | 230 142 | 28 555 | 151 560 | 15 704 | 81 281 |
| UNITED KINGDOM | 12 282 | 22 098 | 2 730 | 6 763 | 1 507 | 3 662 |
| IRISH REP | 842 | 2 991 | 882 | 2 762 | 486 | 1 491 |
| DENMARK | 52 894 | 187 716 | 23 019 | 77 439 | 12 664 | 41 621 |
| NORWAY | 2 602 | 3 743 | 935 | 1 207 | 517 | 664 |
| SWEDEN | 2 097 | 4 140 | 1 249 | 5 195 | 690 | 2 814 |
| FINLAND | 3 901 | 4 935 | 2 577 | 3 328 | 1 417 | 1 815 |
| SWITZERLAND | 2 528 | 8 073 | 1 495 | 5 244 | 823 | 2 830 |
| AUSTRIA | 10 103 | 31 575 | 2 206 | 5 539 | 1 219 | 2 993 |
| PORTUGAL | 1 314 | 6 407 | 264 | 1 374 | 147 | 740 |
| SPAIN | 15 710 | 50 774 | 4 908 | 19 189 | 2 702 | 10 316 |
| YUGOSLAVIA | 10 285 | 24 229 | 3 335 | 7 774 | 1 843 | 4 217 |
| GREECE | 3 818 | 6 080 | 1 053 | 2 023 | 578 | 1 095 |
| TURKEY | 1 221 | 5 020 | 641 | 4 216 | 353 | 2 278 |
| USSR | 749 | 2 080 | 185 | 749 | 102 | 404 |
| POLAND | 10 809 | 77 850 | 2 095 | 16 328 | 1 155 | 8 742 |
| CZECHOSLOVAKIA | 2 776 | 14 880 | 833 | 3 344 | 462 | 1 811 |
| HUNGARY | 31 763 | 68 312 | 2 986 | 8 876 | 1 643 | 4 794 |
| ROMANIA | 3 736 | 10 554 | 1 200 | 3 623 | 658 | 1 951 |
| BULGARIA | 7 043 | 19 140 | 1 704 | 4 272 | 942 | 2 312 |
| ALBANIA | 1 699 | 3 495 | 427 | 851 | 236 | 461 |
| CANARY IS | 266 | 1 246 | 498 | 2 193 | 274 | 1 176 |
| MOROCCO | 2 582 | 21 241 | 829 | 2 897 | 455 | 1 555 |
| TUNISIA | 108 | 898 | 4 | 60 | 2 | 32 |
| EGYPT | 3 475 | 8 775 | 1 231 | 3 671 | 673 | 1 964 |
| SUDAN | 4 132 | 17 607 | 973 | 4 242 | 538 | 2 279 |
| SENEGAL | 1 223 | 1 589 | 297 | 373 | 163 | 204 |
| SIERRA LEONE | 480 | 3 923 | 60 | 483 | 32 | 259 |
| LIBERIA | | 95 | | 83 | | 45 |
| IVORY COAST | 900 | 3 242 | 615 | 2 051 | 338 | 1 105 |
| GHANA | 2 | 29 | 4 | 59 | 2 | 30 |
| NIGERIA | 870 | 3 281 | 140 | 540 | 76 | 288 |
| CAMEROON | 669 | 1 021 | 260 | 484 | 143 | 263 |
| ZAIRE | 2 | 3 149 | 4 | 2 460 | 2 | 1 316 |
| RWANDA | 47 | 52 | 550 | 615 | 303 | 338 |
| BURUNDI | 110 | 110 | 54 | 54 | 30 | 30 |
| ETHIOPIA | 141 | 341 | 100 | 185 | 57 | 104 |
| SOMALIA | 21 | 182 | 20 | 112 | 10 | 58 |
| KENYA | 1 601 | 24 851 | 1 078 | 18 374 | 597 | 9 812 |
| TANZANIA | 1 693 | 2 887 | 52 | 247 | 29 | 131 |
| MOZAMBIQUE | 600 | 1 590 | 179 | 487 | 98 | 262 |
| MADAGASCAR | 1 978 | 3 248 | 705 | 1 211 | 390 | 658 |
| REP S AFRICA | 5 071 | 18 742 | 4 938 | 17 836 | 2 721 | 9 616 |
| USA | 12 576 | 48 658 | 8 462 | 30 683 | 4 655 | 16 496 |
| CANADA | 366 | 2 865 | 194 | 1 163 | 107 | 626 |
| MEXICO | 2 150 | 6 266 | 977 | 2 860 | 543 | 1 552 |
| GUATEMALA | 1 363 | 3 481 | 428 | 1 396 | 234 | 747 |
| REP HONDURAS | 462 | 2 211 | 236 | 715 | 128 | 386 |
| EL SALVADOR | 103 | 263 | 280 | 734 | 154 | 396 |
| COSTA RICA | 271 | 2 105 | 190 | 1 590 | 104 | 848 |
| REP HAITI | 220 | 550 | 47 | 109 | 25 | 61 |
| JAMAICA | 134 | 572 | 149 | 634 | 82 | 340 |
| COLOMBIA | 4 120 | 19 006 | 3 122 | 17 045 | 1 723 | 9 160 |
| ECUADOR | 1 969 | 4 882 | 641 | 1 500 | 354 | 812 |
| PERU | 70 | 599 | 68 | 182 | 37 | 100 |
| BRAZIL | 1 434 | 5 971 | 838 | 3 174 | 465 | 1 712 |
| CHILE | 562 | 3 558 | 123 | 826 | 69 | 442 |
| ARGENTINA | 5 920 | 25 104 | 1 988 | 9 368 | 1 092 | 5 039 |
| CYPRUS | 990 | 4 974 | 77 | 363 | 42 | 196 |
| LEBANON | 12 | 129 | 4 | 69 | 1 | 35 |
| IRAQ | 136 | 442 | 41 | 122 | 22 | 65 |
| IRAN | 6 596 | 16 979 | 3 211 | 8 727 | 1 757 | 4 693 |
| ISRAEL | 3 237 | 101 304 | 1 949 | 65 460 | 1 066 | 34 946 |
| SOUTH YEMEN | 287 | 815 | 192 | 473 | 106 | 254 |
| AFGHANISTAN | 393 | 1 917 | 63 | 326 | 35 | 176 |
| PAKISTAN | 7 089 | 18 308 | 1 244 | 3 058 | 685 | 1 651 |
| INDIA | 28 166 | 111 811 | 5 506 | 20 931 | 3 038 | 11 264 |
| SRI LANKA | 3 422 | 5 278 | 139 | 207 | 75 | 109 |
| THAILAND | 5 412 | 16 401 | 3 324 | 15 440 | 1 831 | 8 305 |
| VIETNAM | 6 | 17 | 19 | 56 | 11 | 30 |
| INDONESIA | 4 206 | 13 228 | 2 151 | 6 309 | 1 182 | 3 403 |
| MALAYSIA | 4 258 | 8 987 | 489 | 1 259 | 270 | 679 |
| SINGAPORE | 3 257 | 10 698 | 2 279 | 7 731 | 1 256 | 4 160 |
| PHILIPPINES | 301 | 1 229 | 65 | 250 | 35 | 131 |
| P REP CHINA | 11 893 | 34 143 | 2 422 | 8 022 | 1 337 | 4 323 |
| SOUTH KOREA | 216 | 6 338 | 2 110 | 9 261 | 1 156 | 4 989 |
| JAPAN | 803 | 2 523 | 1 990 | 7 011 | 1 092 | 3 760 |
| TAIWAN | 1 066 | 3 777 | 311 | 1 025 | 171 | 552 |
| HONG KONG | 2 235 | 8 886 | 655 | 2 146 | 361 | 1 153 |
| AUSTRALIA | 3 239 | 18 958 | 1 374 | 4 601 | 759 | 2 470 |
| NEW ZEALAND | 1 089 | 2 078 | 421 | 707 | 232 | 384 |

6 IMPORTS AND EXPORTS (SPECIAL TRADE) BY GROUPS OF THE SITC AND BY COUNTRIES OF PRODUCTION AND CONSUMPTION 1979

| GROUP COUNTRY | DT = 100 KG | | 1 000 DM | | 1 000 \$ | |
|------------------|-------------|----------|-----------|----------|-----------|----------|
| | JULY/SEPT | JAN/SEPT | JULY/SEPT | JAN/SEPT | JULY/SEPT | JAN/SEPT |
| EXPORTS | 117 423 | 398 128 | 72 979 | 299 091 | 40 252 | 161 149 |
| FRANCE | 13 023 | 47 097 | 13 497 | 57 523 | 7 447 | 31 023 |
| BELGIUM LUX | 5 249 | 18 533 | 2 569 | 13 425 | 1 407 | 7 222 |
| NETHERLANDS | 19 962 | 55 463 | 8 232 | 27 610 | 4 552 | 14 900 |
| ITALY | 5 790 | 24 776 | 4 793 | 23 876 | 2 641 | 12 888 |
| UNITD KINGDOM | 2 911 | 12 517 | 1 721 | 8 290 | 951 | 4 464 |
| IRISH REP | 4 073 | 6 417 | 513 | 1 606 | 280 | 863 |
| DENMARK | 6 656 | 18 586 | 3 409 | 15 567 | 1 885 | 8 381 |
| ICELAND | 29 | 45 | 33 | 54 | 18 | 30 |
| NORWAY | 2 060 | 6 398 | 912 | 2 855 | 504 | 1 542 |
| SWEDEN | 4 732 | 42 226 | 2 062 | 10 922 | 1 144 | 5 842 |
| FINLAND | 1 748 | 5 191 | 750 | 3 319 | 417 | 1 781 |
| SWITZERLAND | 15 128 | 43 293 | 7 228 | 26 475 | 3 996 | 14 294 |
| AUSTRIA | 12 891 | 47 057 | 5 731 | 26 057 | 3 164 | 14 016 |
| PORTUGAL | 170 | 524 | 127 | 753 | 68 | 403 |
| SPAIN | 1 731 | 7 548 | 2 379 | 10 137 | 1 311 | 5 455 |
| YUGOSLAVIA | 982 | 8 740 | 426 | 10 461 | 230 | 5 624 |
| GREECE | 270 | 1 487 | 302 | 3 337 | 166 | 1 799 |
| TURKEY | 15 | 128 | 63 | 218 | 35 | 117 |
| USSR | | 1 506 | 1 | 3 497 | 1 | 1 838 |
| POLAND | 1 329 | 2 690 | 928 | 2 339 | 514 | 1 264 |
| CZECHOSLOVA | 685 | 1 761 | 325 | 1 436 | 181 | 781 |
| HUNGARY | 484 | 3 065 | 216 | 2 790 | 118 | 1 509 |
| RUMANIA | 222 | 766 | 236 | 654 | 128 | 351 |
| BULGARIA | 200 | 568 | 95 | 346 | 52 | 188 |
| CANARY IS | 19 | 40 | 24 | 73 | 14 | 38 |
| MOROCCO | 3 449 | 3 748 | 2 147 | 2 461 | 1 174 | 1 344 |
| ALGERIA | 589 | 621 | 1 416 | 1 457 | 781 | 802 |
| TUNISIA | 54 | 67 | 173 | 191 | 98 | 107 |
| EGYPT | 147 | 266 | 216 | 269 | 119 | 147 |
| LIBERIA | | 40 | | 68 | | 36 |
| IVORY COAST | 15 | 32 | 32 | 70 | 18 | 39 |
| GHANA | 140 | 187 | 314 | 375 | 174 | 206 |
| TOGO | | 82 | | 238 | | 127 |
| BENIN | 19 | 169 | 81 | 384 | 45 | 206 |
| NIGERIA | 160 | 676 | 399 | 1 501 | 218 | 807 |
| CAMEROON | 187 | 575 | 601 | 1 654 | 329 | 888 |
| CENT AFR EMP | | 84 | | 177 | | 93 |
| GABON | | 75 | | 238 | | 126 |
| CONGO | 9 | 34 | 33 | 75 | 18 | 40 |
| BURUNDI | | 100 | | 151 | | 81 |
| ETHIOPIA | | 213 | | 536 | | 287 |
| KENYA | 144 | 148 | 473 | 478 | 258 | 261 |
| TANZANIA | 1 | 201 | 1 | 282 | | 152 |
| MADAGASCAR | 3 | 116 | 2 | 255 | 1 | 137 |
| ZAMBIA | 282 | 282 | 844 | 844 | 465 | 465 |
| MALAWI | | 30 | | 112 | | 60 |
| REP S AFRICA | 348 | 1 602 | 366 | 3 298 | 198 | 1 754 |
| USA | 2 863 | 8 249 | 2 855 | 7 896 | 1 575 | 4 268 |
| CANADA | 115 | 601 | 217 | 856 | 117 | 463 |
| MEXICO | 535 | 1 868 | 440 | 1 515 | 239 | 810 |
| GUATEMALA | 86 | 145 | 47 | 91 | 26 | 48 |
| EL SALVADOR | 33 | 131 | 30 | 93 | 18 | 52 |
| COSTA RICA | 74 | 165 | 29 | 102 | 14 | 54 |
| CUBA | 7 | 1 012 | 25 | 682 | 14 | 359 |
| DOMINIC REP | 49 | 149 | 31 | 110 | 17 | 58 |
| TRINIDAD TOB | 3 | 27 | 8 | 59 | 5 | 33 |
| NETH ANTILL | 25 | 50 | 35 | 70 | 20 | 39 |
| COLOMBIA | 119 | 482 | 100 | 596 | 54 | 315 |
| VENEZUELA | 517 | 1 345 | 286 | 820 | 161 | 449 |
| ECUADOR | 12 | 137 | 16 | 227 | 9 | 118 |
| PERU | 13 | 100 | 30 | 95 | 15 | 47 |
| BRAZIL | 1 041 | 2 460 | 597 | 1 565 | 331 | 850 |
| CHILE | 123 | 413 | 96 | 399 | 56 | 217 |
| BOLIVIA | 40 | 107 | 79 | 131 | 42 | 70 |
| PARAGUAY | 25 | 65 | 15 | 72 | 10 | 40 |
| URUGUAY | 147 | 803 | 159 | 1 104 | 88 | 597 |
| ARGENTINA | 1 049 | 2 847 | 769 | 2 048 | 421 | 1 106 |
| CYPRUS | | 66 | | 135 | | 72 |
| LEBANON | 50 | 145 | 52 | 147 | 29 | 80 |
| SYRIA | 1 257 | 1 343 | 795 | 917 | 442 | 508 |
| IRAQ | 32 | 137 | 116 | 483 | 64 | 258 |
| IRAN | 1 026 | 1 415 | 623 | 826 | 348 | 457 |
| ISRAEL | 267 | 928 | 191 | 718 | 102 | 383 |
| JORDAN | 1 | 27 | 2 | 55 | 1 | 31 |
| ARAB EMIRAT | 52 | 82 | 44 | 110 | 24 | 58 |
| AFGHANISTAN | | 20 | 1 | 145 | | 77 |
| PAKISTAN | 1 | 719 | 2 | 501 | 1 | 264 |
| INDIA | 490 | 675 | 141 | 319 | 77 | 169 |
| THAILAND | 80 | 145 | 53 | 203 | 28 | 108 |
| INDONESIA | 189 | 434 | 124 | 477 | 66 | 252 |
| MALAYSIA | 9 | 51 | 25 | 110 | 14 | 59 |
| PHILIPPINES | 100 | 1 241 | 29 | 714 | 15 | 386 |
| SOUTH KOREA | 67 | 588 | 144 | 1 558 | 79 | 839 |
| JAPAN | 409 | 1 135 | 495 | 2 092 | 273 | 1 134 |
| HONG KONG | 102 | 520 | 65 | 405 | 36 | 219 |
| AUSTRALIA | 148 | 408 | 231 | 590 | 129 | 319 |
| PAPUA NEW G | 41 | 121 | 59 | 174 | 32 | 93 |
| NEW ZEALAND | 39 | 88 | 39 | 95 | 21 | 52 |
| FR POLYNESIA | 3 | 20 | 5 | 56 | 3 | 30 |

6 IMPORTS AND EXPORTS (SPECIAL TRADE) BY GROUPS OF THE SITC AND BY COUNTRIES OF PRODUCTION AND CONSUMPTION 1979

| GROUP COUNTRY | DT = 100 KG | | 1 000 DM | | 1 000 \$ | |
|-----------------------------|-------------|-------------|-----------|-----------|-----------|-----------|
| | JULY/SEPT | JAN/SEPT | JULY/SEPT | JAN/SEPT | JULY/SEPT | JAN/SEPT |
| 322 COAL,LIGNITE,PEAT | | | | | | |
| IMPORTS | 22 170 036 | 63 949 920 | 188 300 | 524 211 | 103 475 | 282 349 |
| FRANCE | 534 092 | 2 485 791 | 8 332 | 35 756 | 4 606 | 19 232 |
| BELGIUM LUX | 490 929 | 1 014 748 | 6 055 | 12 536 | 3 328 | 6 782 |
| NETHERLANDS | 807 339 | 2 454 662 | 7 499 | 23 557 | 4 122 | 12 703 |
| ITALY | 468 | 18 099 | 4 | 157 | 2 | 82 |
| UNTD KINGDOM | 2 315 248 | 4 725 737 | 22 332 | 43 201 | 12 294 | 23 368 |
| DENMARK | 825 | 3 601 | 19 | 74 | 10 | 39 |
| NORWAY | 178 360 | 178 360 | 1 669 | 1 669 | 915 | 915 |
| SWEDEN | 240 | 71 610 | 4 | 523 | 2 | 275 |
| AUSTRIA | 28 964 | 65 225 | 182 | 409 | 101 | 220 |
| USSR | 519 709 | 1 712 502 | 5 349 | 15 935 | 2 939 | 8 591 |
| POLAND | 5 708 870 | 16 206 750 | 52 398 | 140 282 | 28 762 | 75 388 |
| CZECHOSLOVA | 4 109 999 | 12 000 488 | 16 200 | 43 658 | 8 917 | 23 558 |
| REP S AFRICA | 2 386 560 | 6 173 717 | 18 547 | 46 204 | 10 178 | 24 911 |
| USA | 2 774 849 | 7 750 659 | 31 432 | 89 215 | 17 291 | 48 158 |
| CANADA | 734 581 | 3 166 041 | 5 578 | 23 581 | 3 053 | 12 649 |
| P REP CHINA | 284 967 | 706 652 | 2 510 | 6 159 | 1 376 | 3 290 |
| AUSTRALIA | 1 293 516 | 5 212 801 | 10 183 | 41 228 | 5 575 | 22 152 |
| EXPORTS | 39 336 348 | 120 707 665 | 572 631 | 1 781 166 | 315 096 | 959 863 |
| FRANCE | 17 912 195 | 52 792 235 | 286 530 | 865 054 | 157 612 | 466 253 |
| BELGIUM LUX | 8 517 180 | 26 245 630 | 129 828 | 412 965 | 71 477 | 222 567 |
| NETHERLANDS | 4 135 973 | 12 234 468 | 52 496 | 152 570 | 28 895 | 82 211 |
| ITALY | 4 215 401 | 13 367 153 | 48 417 | 151 127 | 26 672 | 81 450 |
| UNTD KINGDOM | 495 838 | 1 453 291 | 7 930 | 25 199 | 4 371 | 13 579 |
| IRISH REP | 19 040 | 33 040 | 367 | 684 | 204 | 375 |
| DENMARK | 1 499 733 | 5 275 226 | 8 033 | 28 548 | 4 409 | 15 351 |
| NORWAY | 67 050 | 170 700 | 1 282 | 3 218 | 704 | 1 742 |
| SWEDEN | 696 338 | 1 080 908 | 8 489 | 13 066 | 4 665 | 7 097 |
| SWITZERLAND | 445 888 | 1 209 481 | 8 287 | 21 840 | 4 567 | 11 770 |
| AUSTRIA | 316 833 | 1 877 114 | 4 850 | 28 854 | 2 675 | 15 486 |
| SPAIN | 401 495 | 422 014 | 5 433 | 5 780 | 2 971 | 3 155 |
| YUGOSLAVIA | | 471 112 | | 5 751 | | 3 101 |
| HUNGARY | | 366 720 | | 5 664 | | 3 061 |
| ALBANIA | 295 142 | 656 163 | 3 990 | 8 608 | 2 185 | 4 632 |
| CANARY IS | 1 440 | 2 840 | 43 | 82 | 24 | 45 |
| MOROCCO | | 39 900 | | 629 | | 330 |
| EGYPT | | 7 190 | | 154 | | 83 |
| REP S AFRICA | 567 | 25 567 | 18 | 595 | 10 | 317 |
| USA | | 2 264 | | 100 | | 54 |
| BRAZIL | 85 000 | 135 000 | 1 800 | 2 715 | 987 | 1 473 |
| ARGENTINA | 22 500 | 42 660 | 418 | 794 | 229 | 429 |
| LEBANON | 2 019 | 3 690 | 50 | 94 | 28 | 52 |
| IRAN | 191 983 | 284 467 | 3 973 | 5 338 | 2 193 | 2 918 |
| SAUDI ARABIA | 5 364 | 13 184 | 80 | 257 | 44 | 138 |
| JAPAN | 1 | 2 469 849 | 1 | 40 664 | 1 | 21 755 |
| AUSTRALIA | 7 040 | 17 387 | 248 | 578 | 135 | 310 |
| 323 BRIQUETS,COKE,SEMI-COKE | | | | | | |
| IMPORTS | 3 287 092 | 8 025 348 | 49 050 | 113 951 | 27 017 | 61 488 |
| FRANCE | 944 006 | 1 859 803 | 17 784 | 35 376 | 9 801 | 19 131 |
| BELGIUM LUX | 201 298 | 693 176 | 4 012 | 13 300 | 2 207 | 7 147 |
| NETHERLANDS | 472 878 | 960 573 | 9 086 | 17 691 | 5 002 | 9 569 |
| UNTD KINGDOM | 226 907 | 657 131 | 2 748 | 7 164 | 1 503 | 3 846 |
| DENMARK | 10 906 | 46 385 | 107 | 458 | 59 | 245 |
| NORWAY | 8 722 | 67 331 | 96 | 773 | 53 | 418 |
| AUSTRIA | 3 108 | 7 592 | 62 | 157 | 35 | 85 |
| POLAND | 239 213 | 487 317 | 2 152 | 4 319 | 1 186 | 2 330 |
| CZECHOSLOVA | 72 274 | 166 686 | 973 | 2 127 | 535 | 1 149 |
| REP S AFRICA | | 64 924 | | 568 | | 305 |
| USA | 987 070 | 2 298 701 | 10 731 | 24 367 | 5 919 | 13 153 |
| CANADA | 44 947 | 179 309 | 546 | 1 797 | 302 | 975 |
| BRAZIL | 22 411 | 75 400 | 233 | 781 | 127 | 418 |
| ARGENTINA | 46 765 | 297 488 | 453 | 2 892 | 252 | 1 550 |
| AUSTRALIA | 3 836 | 160 581 | 32 | 2 141 | 18 | 1 146 |
| EXPORTS | 33 947 625 | 91 315 802 | 717 964 | 1 889 757 | 395 301 | 1 020 048 |
| FRANCE | 4 923 070 | 16 902 326 | 106 391 | 356 963 | 58 625 | 192 421 |
| BELGIUM LUX | 9 248 425 | 25 118 313 | 219 581 | 603 887 | 120 927 | 325 770 |
| NETHERLANDS | 2 432 833 | 5 111 405 | 50 745 | 99 349 | 27 958 | 53 840 |
| ITALY | 203 324 | 615 062 | 4 832 | 14 601 | 2 663 | 7 868 |
| UNTD KINGDOM | 64 216 | 363 865 | 1 573 | 8 391 | 864 | 4 495 |
| IRISH REP | 8 288 | 14 788 | 218 | 373 | 121 | 203 |
| DENMARK | 180 612 | 333 076 | 3 830 | 7 107 | 2 104 | 3 854 |
| NORWAY | 219 460 | 717 244 | 3 796 | 12 307 | 2 100 | 6 643 |
| SWEDEN | 1 392 419 | 2 585 526 | 25 897 | 46 627 | 14 250 | 25 291 |
| FINLAND | 744 043 | 2 517 029 | 14 130 | 46 641 | 7 766 | 25 065 |
| SWITZERLAND | 409 389 | 1 172 980 | 9 425 | 27 039 | 5 188 | 14 580 |
| AUSTRIA | 2 100 859 | 4 658 761 | 41 968 | 89 432 | 23 092 | 48 353 |
| PORTUGAL | 36 179 | 221 378 | 809 | 3 950 | 444 | 2 117 |
| SPAIN | 213 187 | 337 106 | 3 800 | 6 250 | 2 086 | 3 387 |
| GREECE | 1 000 | 3 082 | 28 | 95 | 15 | 51 |
| TURKEY | 50 000 | 52 830 | 890 | 959 | 496 | 532 |
| HUNGARY | 205 095 | 705 056 | 4 620 | 14 210 | 2 543 | 7 703 |
| RUMANIA | 4 231 013 | 10 251 801 | 90 719 | 196 345 | 49 910 | 106 426 |

6 IMPORTS AND EXPORTS (SPECIAL TRADE) BY GROUPS OF THE SITC AND BY COUNTRIES OF PRODUCTION AND CONSUMPTION 1979

| GROUP COUNTRY | DT = 100 KG | | 1 000 DM | | 1 000 \$ | |
|--------------------------------------|-------------|-------------|-----------|------------|-----------|------------|
| | JULY/SEPT | JAN/SEPT | JULY/SEPT | JAN/SEPT | JULY/SEPT | JAN/SEPT |
| BULGARIA | | 226 099 | | 4 703 | | 2 486 |
| MOROCCO | 20 238 | 37 492 | 362 | 671 | 202 | 366 |
| ALGERIA | 114 578 | 944 003 | 2 108 | 17 228 | 1 156 | 9 200 |
| TUNISIA | 277 069 | 825 622 | 5 494 | 15 244 | 3 025 | 8 231 |
| EGYPT | | 60 020 | | 1 247 | | 660 |
| SUDAN | 9 840 | 9 840 | 210 | 210 | 115 | 115 |
| USA | 6 122 167 | 14 792 504 | 113 571 | 269 380 | 62 514 | 145 315 |
| CANADA | 51 225 | 101 803 | 918 | 1 823 | 502 | 983 |
| VENEZUELA | 387 691 | 745 018 | 6 040 | 10 386 | 3 333 | 5 647 |
| BRAZIL | 289 500 | 1 691 359 | 5 630 | 30 016 | 3 094 | 16 119 |
| CHILE | | 7 050 | | 164 | | 87 |
| IRAN | | 7 083 | | 312 | | 169 |
| PAKISTAN | | 160 000 | | 3 040 | | 1 634 |
| BANGLADESH | 3 960 | 3 960 | 102 | 102 | 57 | 57 |
| SRI LANKA | 1 777 | 5 902 | 37 | 122 | 20 | 66 |
| INDONESIA | 1 968 | 3 018 | 68 | 107 | 37 | 58 |
| SINGAPORE | 2 584 | 4 089 | 108 | 154 | 59 | 83 |
| 333 CRUDE PETROLEUM | | | | | | |
| IMPORTS | 271 183 316 | 799 213 939 | 8 245 266 | 20 808 116 | 4 540 334 | 11 234 061 |
| UNTD KINGDOM | 32 877 500 | 83 448 094 | 1 051 874 | 2 274 946 | 578 651 | 1 230 797 |
| NORWAY | 9 648 409 | 25 237 943 | 316 547 | 712 678 | 174 493 | 386 024 |
| ALGERIA | 22 484 434 | 71 480 755 | 777 659 | 2 057 881 | 428 884 | 1 111 642 |
| TUNISIA | 611 980 | 3 337 802 | 17 353 | 81 010 | 9 515 | 43 317 |
| LIBYA | 43 727 838 | 127 943 736 | 1 444 980 | 3 587 551 | 796 192 | 1 938 085 |
| EGYPT | 16 950 | 2 826 610 | 416 | 66 726 | 228 | 35 604 |
| NIGERIA | 32 581 515 | 116 115 657 | 1 065 119 | 3 076 078 | 586 339 | 1 657 489 |
| GABON | 688 780 | 5 844 160 | 21 603 | 134 995 | 11 815 | 72 235 |
| CONGO | | 228 294 | | 5 272 | | 2 800 |
| VENEZUELA | 4 090 921 | 11 264 407 | 86 694 | 219 291 | 47 679 | 118 430 |
| SYRIA | 3 049 347 | 7 366 642 | 86 171 | 184 177 | 47 422 | 99 414 |
| IRAQ | 3 217 437 | 17 547 624 | 90 279 | 408 517 | 49 412 | 219 178 |
| IRAN | 34 560 567 | 80 863 311 | 1 015 304 | 2 117 967 | 559 785 | 1 146 760 |
| SAUDI ARABIA | 44 552 275 | 132 720 697 | 1 122 528 | 2 979 186 | 617 885 | 1 607 597 |
| KUWAIT | 4 766 704 | 17 279 133 | 135 115 | 406 720 | 74 268 | 218 862 |
| QATAR | 1 240 530 | 2 728 959 | 34 680 | 75 536 | 18 999 | 40 636 |
| ARAB EMIRAT | 22 301 740 | 60 098 684 | 651 828 | 1 552 687 | 358 888 | 838 745 |
| OMAN | 1 046 960 | 2 872 599 | 31 842 | 71 342 | 17 431 | 38 540 |
| INDONESIA | | 4 303 510 | | 114 537 | | 60 972 |
| EXPORTS | 1 | 292 | 1 | 14 | 1 | 8 |
| 334 PETROLEUM PRODUCTS, REFIN | | | | | | |
| IMPORTS | 96 454 387 | 280 721 624 | 5 256 901 | 12 783 675 | 2 892 775 | 6 902 986 |
| FRANCE | 6 848 077 | 19 843 854 | 279 776 | 702 140 | 153 989 | 379 060 |
| BELGIUM LUX | 10 984 315 | 26 759 360 | 623 633 | 1 326 703 | 343 509 | 716 904 |
| NETHERLANDS | 35 190 179 | 122 589 871 | 1 860 604 | 5 354 300 | 1 024 205 | 2 887 039 |
| ITALY | 4 287 209 | 12 894 364 | 262 915 | 682 418 | 144 529 | 367 694 |
| UNTD KINGDOM | 4 581 154 | 10 794 955 | 256 153 | 525 148 | 140 794 | 284 375 |
| IRISH REP | 3 021 | 3 021 | 143 | 143 | 79 | 79 |
| DENMARK | 250 324 | 268 716 | 17 267 | 18 738 | 9 467 | 10 245 |
| NORWAY | 204 919 | 1 135 347 | 11 811 | 56 867 | 6 518 | 30 548 |
| SWEDEN | 521 679 | 757 750 | 28 747 | 37 482 | 15 841 | 20 475 |
| FINLAND | 10 | 481 611 | 1 | 7 658 | 1 | 4 122 |
| SWITZERLAND | 4 552 | 28 714 | 1 760 | 6 436 | 972 | 3 469 |
| AUSTRIA | 6 350 | 16 048 | 556 | 1 432 | 307 | 771 |
| PORTUGAL | | 254 889 | | 8 003 | | 4 331 |
| SPAIN | 246 047 | 639 100 | 6 654 | 20 620 | 3 647 | 11 194 |
| YUGOSLAVIA | 285 606 | 386 744 | 19 022 | 24 387 | 10 445 | 13 280 |
| GREECE | 218 629 | 732 672 | 14 092 | 37 165 | 7 726 | 20 040 |
| TURKEY | 400 | 1 009 | 44 | 112 | 24 | 60 |
| USSR | 16 389 709 | 36 276 854 | 894 924 | 1 788 308 | 492 090 | 967 574 |
| POLAND | 655 265 | 1 877 177 | 35 302 | 86 485 | 19 403 | 46 579 |
| CZECHOSLOVA | 981 027 | 1 704 790 | 58 294 | 91 642 | 32 068 | 49 805 |
| HUNGARY | 478 363 | 1 469 339 | 27 088 | 68 994 | 14 979 | 37 199 |
| RUMANIA | 4 357 895 | 6 961 813 | 280 975 | 419 605 | 154 960 | 228 660 |
| BULGARIA | 28 459 | 397 622 | 1 328 | 18 196 | 728 | 9 720 |
| ALGERIA | 33 084 | 490 471 | 1 978 | 18 622 | 1 084 | 9 930 |
| LIBYA | 1 482 073 | 4 691 903 | 92 453 | 234 267 | 50 799 | 126 375 |
| EGYPT | 241 784 | 623 184 | 12 379 | 29 379 | 6 788 | 15 755 |
| LIBERIA | 15 614 | 15 614 | 957 | 957 | 524 | 524 |
| TOGO | 169 892 | 169 892 | 11 425 | 11 425 | 6 264 | 6 264 |
| NIGERIA | 245 231 | 1 571 240 | 15 950 | 71 029 | 8 746 | 38 279 |
| GABON | 201 639 | 1 317 841 | 6 693 | 38 352 | 3 692 | 20 579 |
| USA | 169 915 | 708 538 | 18 038 | 58 303 | 9 922 | 31 343 |
| CANADA | 17 229 | 2 062 491 | 2 212 | 94 330 | 1 214 | 50 156 |
| MEXICO | | 4 433 | | 255 | | 137 |
| CUBA | 47 791 | 240 605 | 2 334 | 9 584 | 1 300 | 5 224 |
| BAHAMAS | 3 152 287 | 7 789 046 | 202 588 | 409 710 | 111 623 | 221 940 |
| TRINIDAD TOB | 602 806 | 2 968 968 | 28 572 | 87 708 | 15 662 | 47 133 |
| NETH ANTILL | 185 907 | 1 535 709 | 10 105 | 58 414 | 5 570 | 31 317 |
| COLOMBIA | 734 598 | 2 495 383 | 18 747 | 50 608 | 10 282 | 27 369 |
| VENEZUELA | 313 123 | 2 446 583 | 15 750 | 61 062 | 8 628 | 32 841 |
| BRAZIL | | 652 | | 116 | | 62 |
| IRAN | 387 509 | 387 737 | 19 255 | 19 264 | 10 550 | 10 555 |
| ISRAEL | 180 649 | 354 732 | 11 393 | 19 148 | 6 247 | 10 416 |

6 IMPORTS AND EXPORTS (SPECIAL TRADE) BY GROUPS OF THE SITC AND BY COUNTRIES OF PRODUCTION AND CONSUMPTION 1979

| GROUP COUNTRY | DT = 100 KG | | 1 000 DM | | 1 000 \$ | |
|------------------|-------------|------------|-----------|-----------|-----------|-----------|
| | JULY/SEPT | JAN/SEPT | JULY/SEPT | JAN/SEPT | JULY/SEPT | JAN/SEPT |
| SAUDI ARABIA | 99 100 | 283 918 | 5 316 | 9 667 | 2 912 | 5 259 |
| KUWAIT | 1 348 040 | 3 743 969 | 84 217 | 192 478 | 46 107 | 104 120 |
| BANGLADESH | | 185 380 | | 8 120 | | 4 312 |
| SINGAPORE | 243 249 | 243 249 | 13 015 | 13 015 | 7 237 | 7 237 |
| JAPAN | 55 | 177 | 44 | 116 | 26 | 61 |
| SHIPS SUPPL | 53 617 | 113 297 | 2 388 | 4 741 | 1 315 | 2 563 |
| EXPORTS | 17 385 397 | 55 365 072 | 830 426 | 2 249 668 | 457 066 | 1 213 568 |
| FRANCE | 2 109 414 | 7 074 062 | 100 904 | 282 742 | 55 564 | 152 438 |
| BELGIUM LUX | 859 483 | 3 630 349 | 44 479 | 150 580 | 24 485 | 81 027 |
| NETHERLANDS | 1 164 178 | 4 867 047 | 67 116 | 235 116 | 36 886 | 126 450 |
| ITALY | 244 623 | 402 102 | 16 222 | 41 241 | 8 969 | 22 308 |
| UNITED KINGDOM | 1 242 516 | 3 501 567 | 44 960 | 112 732 | 24 817 | 61 077 |
| IRISH REP | 608 | 271 687 | 119 | 6 412 | 64 | 3 383 |
| DENMARK | 531 266 | 1 155 488 | 28 678 | 62 890 | 15 715 | 33 878 |
| ICELAND | 670 | 1 094 | 123 | 225 | 67 | 121 |
| NORWAY | 5 195 | 128 656 | 857 | 6 939 | 473 | 3 743 |
| SWEDEN | 831 179 | 1 958 087 | 34 684 | 76 874 | 19 048 | 41 547 |
| FINLAND | 16 071 | 51 207 | 1 714 | 5 106 | 945 | 2 750 |
| SWITZERLAND | 1 225 967 | 5 107 295 | 71 214 | 235 539 | 39 190 | 126 862 |
| AUSTRIA | 1 947 188 | 6 065 139 | 79 050 | 218 843 | 43 478 | 117 978 |
| PORTUGAL | 6 572 | 20 366 | 1 293 | 4 018 | 708 | 2 158 |
| SPAIN | 254 806 | 290 882 | 17 757 | 22 101 | 9 717 | 12 035 |
| MALTA | 129 | 243 | 51 | 86 | 26 | 44 |
| YUGOSLAVIA | 18 478 | 37 733 | 2 614 | 8 913 | 1 441 | 4 795 |
| GREECE | 10 879 | 33 009 | 1 812 | 5 843 | 998 | 3 147 |
| TURKEY | 1 328 | 4 621 | 389 | 1 211 | 214 | 651 |
| USSR | 5 192 | 14 936 | 1 807 | 5 613 | 1 000 | 3 028 |
| POLAND | 72 002 | 196 569 | 7 167 | 18 430 | 3 939 | 9 936 |
| CZECHOSLOVAKIA | 26 141 | 778 080 | 3 649 | 25 860 | 2 009 | 13 866 |
| HUNGARY | 8 843 | 170 619 | 1 449 | 6 610 | 797 | 3 572 |
| RUMANIA | 15 070 | 24 271 | 1 817 | 3 686 | 994 | 1 990 |
| BULGARIA | 1 514 | 4 121 | 501 | 1 286 | 272 | 691 |
| CANARY IS | 190 | 1 407 | 42 | 201 | 23 | 107 |
| MOROCCO | 1 868 | 5 848 | 378 | 1 105 | 209 | 597 |
| ALGERIA | 3 197 | 17 658 | 575 | 2 324 | 318 | 1 257 |
| TUNISIA | 632 | 1 650 | 127 | 382 | 70 | 202 |
| LIBYA | 3 107 | 4 461 | 892 | 1 246 | 493 | 684 |
| EGYPT | 23 681 | 55 009 | 1 515 | 3 731 | 830 | 2 024 |
| SUDAN | 3 653 | 5 731 | 477 | 713 | 262 | 389 |
| MAURITANIA | 23 | 377 | 3 | 59 | 2 | 31 |
| MALI | 194 | 472 | 36 | 79 | 20 | 43 |
| NIGER | 157 | 935 | 27 | 147 | 14 | 78 |
| SENEGAL | 329 | 1 465 | 64 | 225 | 36 | 124 |
| SIERRA LEONE | 1 182 | 1 243 | 141 | 150 | 77 | 82 |
| LIBERIA | 238 | 680 | 108 | 225 | 60 | 121 |
| IVORY COAST | 451 | 25 918 | 70 | 1 364 | 39 | 725 |
| GHANA | 3 950 | 4 875 | 589 | 717 | 326 | 396 |
| NIGERIA | 22 082 | 53 613 | 2 602 | 5 039 | 1 433 | 2 728 |
| CAMEROON | 73 | 640 | 35 | 124 | 19 | 68 |
| ZAIRE | 2 314 | 4 808 | 156 | 312 | 84 | 168 |
| ANGOLA | 2 659 | 4 647 | 206 | 481 | 112 | 258 |
| ETHIOPIA | 1 912 | 4 379 | 317 | 779 | 176 | 422 |
| KENYA | 3 026 | 6 131 | 529 | 1 022 | 291 | 552 |
| TANZANIA | 21 445 | 39 472 | 1 206 | 2 177 | 669 | 1 185 |
| MOZAMBIQUE | 594 | 19 742 | 55 | 998 | 31 | 526 |
| MADAGASCAR | 24 | 69 | 13 | 90 | 8 | 49 |
| MAURITIUS | 100 | 131 | 58 | 68 | 32 | 37 |
| ZAMBIA | 745 | 2 359 | 145 | 406 | 79 | 218 |
| REP S AFRICA | 14 052 | 22 785 | 2 322 | 4 367 | 1 280 | 2 368 |
| USA | 42 046 | 386 263 | 2 639 | 15 642 | 1 453 | 8 384 |
| CANADA | 527 | 1 739 | 254 | 678 | 143 | 366 |
| MEXICO | 476 | 1 030 | 305 | 642 | 164 | 342 |
| GUATEMALA | 8 | 237 | 4 | 89 | 1 | 48 |
| EL SALVADOR | 83 | 185 | 31 | 77 | 15 | 40 |
| NICARAGUA | 2 | 178 | 7 | 60 | 4 | 32 |
| COSTA RICA | 17 | 248 | 11 | 93 | 6 | 49 |
| PANAMA EX CZ | 19 | 271 | 12 | 102 | 6 | 54 |
| CUBA | 1 278 | 1 495 | 147 | 193 | 81 | 106 |
| BAHAMAS | 21 | 21 | 54 | 54 | 30 | 30 |
| DOMINIC REP | 397 | 853 | 90 | 199 | 49 | 107 |
| COLOMBIA | 882 | 2 075 | 386 | 756 | 213 | 408 |
| VENEZUELA | 595 | 1 812 | 239 | 704 | 130 | 376 |
| ECUADOR | 206 | 824 | 66 | 239 | 35 | 124 |
| PERU | 644 | 1 972 | 138 | 632 | 75 | 339 |
| BRAZIL | 4 222 | 13 711 | 742 | 2 151 | 410 | 1 160 |
| CHILE | 1 883 | 4 209 | 746 | 1 737 | 410 | 938 |
| BOLIVIA | 550 | 1 660 | 136 | 388 | 74 | 209 |
| PARAGUAY | 70 | 197 | 19 | 75 | 10 | 39 |
| URUGUAY | 1 438 | 3 513 | 360 | 868 | 198 | 471 |
| ARGENTINA | 2 478 | 5 689 | 696 | 1 484 | 388 | 805 |
| CYPRUS | 92 | 259 | 45 | 110 | 24 | 57 |
| LEBANON | 1 596 | 6 806 | 273 | 971 | 150 | 523 |
| SYRIA | 805 | 9 115 | 180 | 1 221 | 99 | 663 |
| IRAQ | 2 262 | 4 528 | 414 | 811 | 229 | 438 |
| IRAN | 9 042 | 16 299 | 3 701 | 5 217 | 2 035 | 2 847 |
| ISRAEL | 4 075 | 12 134 | 791 | 2 040 | 437 | 1 099 |
| JORDAN | 2 042 | 8 284 | 330 | 1 217 | 183 | 658 |
| SAUDI ARABIA | 3 439 | 18 507 | 557 | 2 276 | 309 | 1 225 |
| KUWAIT | 3 243 | 26 120 | 436 | 2 443 | 241 | 1 307 |
| BAHRAIN | 517 | 1 056 | 54 | 113 | 30 | 62 |

6 IMPORTS AND EXPORTS (SPECIAL TRADE) BY GROUPS OF THE SITC AND BY COUNTRIES OF PRODUCTION AND CONSUMPTION 1979

| GROUP COUNTRY | DT = 100 KG | | 1 000 DM | | 1 000 \$ | |
|------------------------------|-------------|------------|-----------|----------|-----------|----------|
| | JULY/SEPT | JAN/SEPT | JULY/SEPT | JAN/SEPT | JULY/SEPT | JAN/SEPT |
| QATAR | 1 226 | 1 721 | 107 | 154 | 59 | 83 |
| ARAB EMIRAT | 2 758 | 11 542 | 347 | 1 131 | 187 | 607 |
| OMAN | 225 | 819 | 30 | 103 | 17 | 56 |
| NORTH YEMEN | 1 411 | 1 991 | 117 | 174 | 64 | 92 |
| SOUTH YEMEN | 80 | 730 | 7 | 84 | 4 | 45 |
| AFGHANISTAN | 207 | 1 451 | 73 | 366 | 41 | 197 |
| PAKISTAN | 987 | 3 274 | 270 | 875 | 147 | 468 |
| INDIA | 3 521 | 10 407 | 707 | 2 072 | 389 | 1 116 |
| BANGLADESH | 140 | 1 066 | 38 | 181 | 21 | 97 |
| SRI LANKA | 1 499 | 2 425 | 190 | 418 | 106 | 227 |
| BURMA | 486 | 631 | 91 | 115 | 49 | 62 |
| THAILAND | 775 | 4 083 | 203 | 1 558 | 112 | 828 |
| INDONESIA | 1 692 | 4 542 | 511 | 1 232 | 280 | 663 |
| MALAYSIA | 1 738 | 2 923 | 315 | 611 | 174 | 331 |
| SINGAPORE | 791 | 2 736 | 232 | 612 | 128 | 335 |
| PHILIPPINES | 1 234 | 2 847 | 488 | 932 | 265 | 504 |
| P REP CHINA | 222 | 270 | 62 | 73 | 34 | 39 |
| NORTH KOREA | 98 | 102 | 80 | 81 | 44 | 44 |
| SOUTH KOREA | 3 332 | 9 781 | 997 | 2 948 | 550 | 1 588 |
| JAPAN | 7 529 | 17 479 | 2 152 | 5 180 | 1 184 | 2 801 |
| TAIWAN | 4 398 | 17 884 | 1 473 | 6 750 | 812 | 3 620 |
| HONG KONG | 498 | 1 290 | 239 | 641 | 131 | 348 |
| AUSTRALIA | 4 859 | 11 448 | 1 245 | 3 061 | 684 | 1 652 |
| NEW ZEALAND | 897 | 2 303 | 174 | 447 | 95 | 240 |
| SHIPS SUPPL | 6 548 105 | 18 643 029 | 263 166 | 608 896 | 144 974 | 329 167 |
| 335 RESIDUAL PETRLM PROD NES | | | | | | |
| IMPORTS | 10 284 563 | 30 716 401 | 370 029 | 949 314 | 203 793 | 512 056 |
| FRANCE | 1 022 162 | 3 103 363 | 36 486 | 102 402 | 20 092 | 55 118 |
| BELGIUM LUX | 502 253 | 1 155 749 | 19 414 | 43 541 | 10 680 | 23 524 |
| NETHERLANDS | 3 769 388 | 10 699 583 | 174 264 | 423 424 | 96 008 | 228 618 |
| ITALY | 20 286 | 32 601 | 805 | 1 557 | 445 | 844 |
| UNTD KINGDOM | 241 501 | 711 426 | 15 448 | 45 681 | 8 508 | 24 543 |
| DENMARK | 9 506 | 15 915 | 299 | 478 | 165 | 258 |
| NORWAY | 81 290 | 158 757 | 979 | 2 365 | 536 | 1 265 |
| SWEDEN | 81 029 | 172 334 | 2 039 | 4 450 | 1 118 | 2 410 |
| SWITZERLAND | 16 208 | 23 981 | 328 | 687 | 179 | 369 |
| AUSTRIA | 52 661 | 137 967 | 2 559 | 6 056 | 1 407 | 3 267 |
| PORTUGAL | | 8 810 | | 192 | | 103 |
| SPAIN | 22 210 | 43 691 | 1 308 | 2 636 | 723 | 1 427 |
| YUGOSLAVIA | 11 978 | 53 603 | 589 | 2 118 | 324 | 1 143 |
| GREECE | 15 530 | 15 530 | 519 | 519 | 284 | 284 |
| USSR | 977 373 | 2 537 602 | 48 773 | 106 554 | 26 871 | 57 569 |
| POLAND | 109 838 | 247 903 | 3 095 | 6 310 | 1 703 | 3 410 |
| CZECHOSLOVA | 57 036 | 170 193 | 3 588 | 9 231 | 1 976 | 4 992 |
| HUNGARY | 54 506 | 156 018 | 2 883 | 7 914 | 1 583 | 4 262 |
| RUMANIA | 4 202 | 52 599 | 233 | 1 202 | 128 | 644 |
| BULGARIA | 34 558 | 98 823 | 2 223 | 5 886 | 1 225 | 3 181 |
| REP S AFRICA | 17 244 | 47 563 | 2 548 | 7 031 | 1 405 | 3 797 |
| USA | 2 892 048 | 10 556 903 | 40 215 | 147 449 | 22 126 | 79 288 |
| CANADA | 70 083 | 121 171 | 5 703 | 9 233 | 3 130 | 4 998 |
| NETH ANTILL | 1 931 | 6 096 | 175 | 494 | 96 | 265 |
| BRAZIL | | 1 216 | | 144 | | 76 |
| ARGENTINA | 206 754 | 320 475 | 3 891 | 5 400 | 2 164 | 2 980 |
| IRAQ | 4 139 | 21 490 | 460 | 2 253 | 253 | 1 209 |
| ISRAEL | 4 972 | 32 735 | 313 | 1 652 | 172 | 888 |
| P REP CHINA | 1 131 | 3 912 | 116 | 364 | 63 | 196 |
| JAPAN | 2 632 | 7 494 | 758 | 2 006 | 419 | 1 081 |
| EXPORTS | 4 727 238 | 12 009 300 | 225 111 | 545 753 | 123 921 | 294 651 |
| FRANCE | 330 827 | 1 045 482 | 15 804 | 46 716 | 8 720 | 25 196 |
| BELGIUM LUX | 114 829 | 401 932 | 6 042 | 19 513 | 3 328 | 10 525 |
| NETHERLANDS | 1 614 399 | 3 573 664 | 80 610 | 152 773 | 44 370 | 82 693 |
| ITALY | 180 939 | 509 257 | 9 324 | 26 608 | 5 120 | 14 343 |
| UNTD KINGDOM | 41 224 | 124 511 | 2 383 | 6 353 | 1 312 | 3 427 |
| IRISH REP | 1 483 | 3 967 | 176 | 432 | 96 | 233 |
| DENMARK | 258 782 | 621 507 | 8 661 | 22 154 | 4 770 | 11 960 |
| ICELAND | 1 165 | 1 806 | 129 | 196 | 70 | 108 |
| NORWAY | 96 822 | 432 327 | 4 247 | 16 970 | 2 342 | 9 130 |
| SWEDEN | 86 878 | 269 582 | 4 229 | 11 913 | 2 336 | 6 423 |
| FINLAND | 14 939 | 54 635 | 1 789 | 5 868 | 988 | 3 162 |
| SWITZERLAND | 386 745 | 861 149 | 13 134 | 30 552 | 7 216 | 16 497 |
| AUSTRIA | 653 607 | 1 390 256 | 22 193 | 48 585 | 12 216 | 26 257 |
| PORTUGAL | 5 773 | 13 170 | 355 | 775 | 196 | 425 |
| SPAIN | 233 340 | 574 500 | 8 541 | 22 278 | 4 706 | 12 048 |
| MALTA | 1 000 | 1 843 | 99 | 179 | 55 | 97 |
| YUGOSLAVIA | 16 704 | 36 100 | 1 572 | 3 548 | 862 | 1 917 |
| GREECE | 3 265 | 16 311 | 342 | 1 466 | 188 | 794 |
| TURKEY | 32 363 | 38 928 | 1 477 | 2 292 | 817 | 1 255 |
| USSR | 133 537 | 341 449 | 5 790 | 14 740 | 3 188 | 7 921 |
| POLAND | 79 186 | 186 988 | 4 525 | 9 986 | 2 488 | 5 388 |
| CZECHOSLOVA | 26 098 | 105 240 | 1 441 | 5 091 | 793 | 2 735 |
| HUNGARY | 10 452 | 19 743 | 1 470 | 2 173 | 810 | 1 186 |
| RUMANIA | 9 204 | 76 995 | 578 | 3 911 | 316 | 2 091 |
| BULGARIA | 1 289 | 3 744 | 256 | 675 | 141 | 366 |
| ALBANIA | 2 000 | 2 046 | 250 | 260 | 137 | 142 |
| MOROCCO | 1 633 | 4 086 | 221 | 487 | 120 | 262 |
| ALGERIA | 9 860 | 78 117 | 1 074 | 8 317 | 590 | 4 455 |
| TUNISIA | 53 | 820 | 12 | 102 | 7 | 56 |

6 IMPORTS AND EXPORTS (SPECIAL TRADE) BY GROUPS OF THE SITC AND BY COUNTRIES OF PRODUCTION AND CONSUMPTION 1979

| GROUP COUNTRY | DT = 100 KG | | 1 000 DM | | 1 000 \$ | |
|------------------|-------------|----------|-----------|----------|-----------|----------|
| | JULY/SEPT | JAN/SEPT | JULY/SEPT | JAN/SEPT | JULY/SEPT | JAN/SEPT |
| EGYPT | 733 | 7 632 | 85 | 814 | 47 | 435 |
| SUDAN | 1 353 | 3 618 | 184 | 373 | 100 | 200 |
| SENEGAL | 1 204 | 8 528 | 159 | 857 | 87 | 457 |
| GAMBIA | 250 | 1 250 | 37 | 122 | 21 | 67 |
| SIERRA LEONE | 1 012 | 3 837 | 105 | 384 | 58 | 209 |
| LIBERIA | 404 | 1 321 | 61 | 178 | 34 | 96 |
| IVORY COAST | 3 294 | 7 616 | 346 | 777 | 190 | 420 |
| GHANA | 45 510 | 187 146 | 1 386 | 5 692 | 772 | 3 071 |
| NIGERIA | 6 290 | 21 402 | 747 | 2 051 | 412 | 1 109 |
| CAMEROON | 45 254 | 144 490 | 1 996 | 5 968 | 1 094 | 3 209 |
| ZAIRE | 843 | 1 205 | 72 | 117 | 40 | 63 |
| RWANDA | 501 | 1 502 | 59 | 180 | 32 | 96 |
| ANGOLA | 100 | 217 | 52 | 72 | 29 | 39 |
| ETHIOPIA | 273 | 1 384 | 27 | 154 | 15 | 83 |
| KENYA | 1 404 | 2 568 | 149 | 283 | 83 | 155 |
| TANZANIA | 284 | 403 | 47 | 68 | 26 | 36 |
| MOZAMBIQUE | 625 | 1 821 | 76 | 217 | 41 | 116 |
| MADAGASCAR | 9 690 | 15 495 | 876 | 1 389 | 480 | 751 |
| ZAMBIA | 3 859 | 8 429 | 550 | 1 368 | 301 | 739 |
| REP S AFRICA | 37 229 | 92 805 | 4 165 | 9 640 | 2 287 | 5 211 |
| USA | 9 840 | 46 292 | 1 286 | 4 299 | 709 | 2 312 |
| CANADA | 53 684 | 164 356 | 1 350 | 4 127 | 741 | 2 216 |
| MEXICO | 2 658 | 5 639 | 376 | 761 | 207 | 410 |
| GUATEMALA | 883 | 2 614 | 97 | 247 | 54 | 134 |
| EL SALVADOR | 1 047 | 1 575 | 99 | 170 | 54 | 91 |
| COSTA RICA | 3 282 | 21 456 | 321 | 2 046 | 178 | 1 097 |
| REP HAITI | 225 | 1 072 | 25 | 105 | 14 | 56 |
| DOMINIC REP | 28 | 1 318 | 5 | 115 | 2 | 62 |
| JAMAICA | 338 | 747 | 45 | 92 | 25 | 50 |
| TRINIDAD TOB | 600 | 886 | 78 | 112 | 43 | 62 |
| COLOMBIA | 528 | 6 004 | 74 | 410 | 42 | 220 |
| VENEZUELA | 1 624 | 20 122 | 298 | 1 886 | 164 | 1 010 |
| ECUADOR | 13 535 | 16 437 | 1 235 | 1 544 | 677 | 841 |
| PERU | 893 | 3 931 | 131 | 430 | 74 | 232 |
| BRAZIL | 1 192 | 4 778 | 249 | 950 | 134 | 504 |
| CHILE | 7 008 | 15 756 | 695 | 1 475 | 383 | 800 |
| URUGUAY | 1 112 | 1 363 | 163 | 195 | 89 | 106 |
| ARGENTINA | 17 905 | 98 623 | 871 | 3 684 | 474 | 1 973 |
| LEBANON | 921 | 2 277 | 40 | 121 | 22 | 65 |
| IRAQ | 3 487 | 15 339 | 476 | 1 427 | 266 | 777 |
| IRAN | 5 294 | 6 088 | 493 | 639 | 272 | 352 |
| ISRAEL | 2 113 | 6 061 | 213 | 631 | 116 | 340 |
| JORDAN | 113 | 981 | 10 | 121 | 5 | 65 |
| SAUDI ARABIA | 2 251 | 14 338 | 219 | 1 306 | 121 | 705 |
| KUWAIT | 603 | 1 551 | 69 | 156 | 36 | 81 |
| ARAB EMIRAT | 433 | 1 733 | 46 | 183 | 25 | 98 |
| NORTH YEMEN | 4 683 | 10 414 | 122 | 286 | 66 | 153 |
| AFGHANISTAN | 317 | 631 | 39 | 74 | 21 | 40 |
| PAKISTAN | 3 117 | 4 512 | 234 | 374 | 128 | 201 |
| INDIA | 25 337 | 58 276 | 2 826 | 6 166 | 1 557 | 3 341 |
| BANGLADESH | 657 | 2 198 | 39 | 192 | 22 | 104 |
| SRI LANKA | 1 225 | 1 534 | 110 | 147 | 61 | 80 |
| THAILAND | 1 309 | 2 726 | 143 | 302 | 79 | 162 |
| INDONESIA | 1 937 | 13 208 | 224 | 1 431 | 125 | 770 |
| MALAYSIA | 803 | 1 269 | 71 | 143 | 39 | 78 |
| SINGAPORE | 353 | 585 | 55 | 92 | 31 | 51 |
| PHILIPPINES | 993 | 1 930 | 130 | 321 | 73 | 175 |
| P REP CHINA | 41 000 | 120 290 | 3 577 | 10 470 | 1 972 | 5 622 |
| SOUTH KOREA | 998 | 11 658 | 113 | 1 075 | 64 | 570 |
| JAPAN | 373 | 491 | 77 | 123 | 41 | 66 |
| TAIWAN | 503 | 2 842 | 61 | 281 | 34 | 153 |
| HONG KONG | 129 | 593 | 31 | 85 | 17 | 45 |
| AUSTRALIA | 932 | 3 670 | 131 | 461 | 74 | 252 |
| NEW ZEALAND | 1 458 | 3 178 | 147 | 342 | 82 | 186 |

341 GAS NATURAL AND MANUFCTD

| | | | | | | |
|---------|------------|-------------|-----------|-----------|---------|-----------|
| IMPORTS | 80 029 108 | 281 541 190 | 1 329 967 | 4 531 217 | 732 953 | 2 443 859 |
|---------|------------|-------------|-----------|-----------|---------|-----------|

6 IMPORTS AND EXPORTS (SPECIAL TRADE) BY GROUPS OF THE SITC AND BY COUNTRIES OF PRODUCTION AND CONSUMPTION 1979

| GROUP COUNTRY | DT = 100 KG | | 1 000 DM | | 1 000 \$ | |
|-------------------------------|-------------|------------|-----------|----------|-----------|----------|
| | JULY/SEPT | JAN/SEPT | JULY/SEPT | JAN/SEPT | JULY/SEPT | JAN/SEPT |
| EXPORTS | 16 076 895 | 43 254 176 | 343 431 | 890 756 | 189 145 | 480 450 |
| 351 ELECTRIC ENERGY, 1000 KWH | | | | | | |
| IMPORTS | 3 191 341 | 6 979 234 | 173 928 | 489 173 | 95 741 | 263 964 |
| BELGIUM LUX | 561 | 1 997 | 11 835 | 35 778 | 6 517 | 19 290 |
| NETHERLANDS | 64 958 | 313 611 | 14 773 | 47 513 | 8 135 | 25 658 |
| SWITZERLAND | 1 511 538 | 3 553 477 | 66 439 | 196 919 | 36 565 | 106 175 |
| AUSTRIA | 1 561 672 | 3 013 330 | 78 972 | 204 875 | 43 477 | 110 631 |
| EXPORTS | 2 371 109 | 9 279 792 | 110 878 | 466 810 | 61 085 | 251 791 |
| FRANCE | 792 900 | 3 463 071 | 39 871 | 178 576 | 21 954 | 96 326 |
| BELGIUM LUX | 480 597 | 1 495 584 | 27 039 | 81 164 | 14 891 | 43 777 |
| NETHERLANDS | 685 556 | 716 080 | 29 919 | 31 602 | 16 497 | 17 397 |
| SWITZERLAND | 182 642 | 2 848 525 | 8 762 | 151 763 | 4 828 | 81 541 |
| AUSTRIA | 169 043 | 656 021 | 2 621 | 19 485 | 1 444 | 10 449 |
| 411 ANIMAL OILS AND FATS | | | | | | |
| IMPORTS | 912 615 | 2 573 439 | 90 497 | 249 457 | 49 774 | 134 484 |
| FRANCE | 12 060 | 35 464 | 1 266 | 3 897 | 698 | 2 099 |
| BELGIUM LUX | 12 244 | 39 365 | 1 635 | 5 354 | 898 | 2 883 |
| NETHERLANDS | 25 443 | 65 182 | 3 190 | 8 007 | 1 758 | 4 329 |
| ITALY | 39 150 | 101 062 | 7 012 | 17 646 | 3 865 | 9 559 |
| UNITED KINGDOM | 2 734 | 10 195 | 859 | 2 819 | 474 | 1 519 |
| IRISH REP | 358 | 1 497 | 31 | 137 | 16 | 73 |
| DENMARK | 136 484 | 327 803 | 11 550 | 26 181 | 6 337 | 14 141 |
| ICELAND | 29 948 | 190 670 | 2 727 | 15 742 | 1 498 | 8 447 |
| NORWAY | 103 793 | 222 206 | 9 044 | 19 288 | 4 950 | 10 379 |
| SWEDEN | 3 752 | 7 408 | 348 | 670 | 189 | 361 |
| SWITZERLAND | 20 692 | 61 573 | 2 020 | 5 695 | 1 110 | 3 074 |
| AUSTRIA | 45 287 | 132 411 | 3 957 | 11 669 | 2 179 | 6 288 |
| PORTUGAL | 628 | 17 580 | 69 | 1 429 | 38 | 761 |
| SPAIN | 430 | 1 532 | 82 | 259 | 45 | 140 |
| YUGOSLAVIA | 10 473 | 17 219 | 908 | 1 500 | 497 | 813 |
| USSR | 2 314 | 5 398 | 152 | 406 | 83 | 217 |
| CZECHOSLOVAKIA | 21 040 | 50 701 | 1 979 | 4 541 | 1 088 | 2 461 |
| HUNGARY | 11 133 | 30 903 | 1 160 | 3 269 | 638 | 1 764 |
| ROMANIA | 949 | 11 923 | 78 | 996 | 44 | 533 |
| CANARY IS | 8 490 | 16 172 | 652 | 1 239 | 363 | 681 |
| MOROCCO | 21 174 | 42 738 | 1 687 | 3 396 | 939 | 1 838 |
| USA | 145 574 | 540 716 | 15 500 | 55 446 | 8 531 | 29 822 |
| CANADA | 64 869 | 114 187 | 7 440 | 12 687 | 4 086 | 6 874 |
| BERMUDA | | 13 116 | | 1 106 | | 580 |
| PERU | 71 760 | 75 634 | 5 797 | 5 994 | 3 228 | 3 333 |
| CHILE | 18 039 | 49 417 | 1 653 | 4 430 | 909 | 2 400 |
| ARGENTINA | 1 479 | 51 935 | 129 | 4 982 | 71 | 2 659 |
| ISRAEL | 607 | 965 | 104 | 175 | 57 | 94 |
| JAPAN | 68 142 | 252 551 | 5 911 | 21 425 | 3 239 | 11 480 |
| AUSTRALIA | 33 568 | 82 199 | 3 556 | 8 704 | 1 946 | 4 685 |
| NEW ZEALAND | | 3 088 | | 305 | | 164 |
| EXPORTS | 389 277 | 1 218 386 | 38 636 | 117 932 | 21 261 | 63 543 |
| FRANCE | 83 975 | 225 315 | 8 857 | 23 201 | 4 878 | 12 509 |
| BELGIUM LUX | 19 726 | 91 583 | 1 885 | 8 564 | 1 038 | 4 595 |
| NETHERLANDS | 212 542 | 644 279 | 18 134 | 54 223 | 9 981 | 29 240 |
| ITALY | 294 | 1 765 | 125 | 365 | 69 | 197 |
| UNITED KINGDOM | 14 895 | 37 169 | 1 976 | 4 761 | 1 084 | 2 563 |
| IRISH REP | 1 896 | 2 097 | 224 | 247 | 122 | 134 |
| DENMARK | 33 146 | 144 558 | 3 258 | 14 836 | 1 794 | 7 978 |
| SWEDEN | 20 | 247 | 28 | 90 | 16 | 50 |
| SWITZERLAND | 1 885 | 8 285 | 350 | 1 106 | 192 | 598 |
| AUSTRIA | 530 | 2 227 | 59 | 326 | 33 | 174 |
| PORTUGAL | 8 | 218 | 14 | 58 | 8 | 32 |
| SPAIN | 835 | 3 161 | 115 | 631 | 64 | 340 |
| YUGOSLAVIA | 70 | 416 | 32 | 97 | 17 | 52 |
| GREECE | 544 | 1 397 | 86 | 263 | 49 | 143 |
| USSR | 100 | 100 | 112 | 112 | 62 | 62 |
| POLAND | 2 037 | 4 037 | 158 | 316 | 87 | 170 |
| CZECHOSLOVAKIA | 52 | 98 | 74 | 150 | 40 | 81 |

6 IMPORTS AND EXPORTS (SPECIAL TRADE) BY GROUPS OF THE SITC AND BY COUNTRIES OF PRODUCTION AND CONSUMPTION 1979

| GROUP COUNTRY | DT = 100 KG | | 1 000 DM | | 1 000 \$ | |
|------------------|-------------|----------|-----------|----------|-----------|----------|
| | JULY/SEPT | JAN/SEPT | JULY/SEPT | JAN/SEPT | JULY/SEPT | JAN/SEPT |
| HUNGARY | 846 | 2 613 | 122 | 367 | 68 | 199 |
| BULGARIA | | 327 | | 68 | | 36 |
| EGYPT | 1 460 | 4 260 | 206 | 612 | 114 | 327 |
| SUDAN | 1 347 | 2 346 | 232 | 398 | 126 | 214 |
| NIGERIA | 3 931 | 4 103 | 590 | 623 | 325 | 342 |
| RWANDA | | 2 001 | | 275 | | 146 |
| BURUNDI | | 2 126 | | 227 | | 122 |
| KENYA | 1 958 | 4 456 | 242 | 523 | 133 | 284 |
| TANZANIA | 1 447 | 11 772 | 213 | 1 702 | 116 | 916 |
| REP S AFRICA | 1 525 | 4 892 | 272 | 796 | 149 | 429 |
| USA | 1 105 | 3 271 | 282 | 637 | 156 | 346 |
| MEXICO | 710 | 1 938 | 514 | 1 019 | 281 | 550 |
| VENEZUELA | 13 | 277 | 2 | 55 | 1 | 38 |
| BRAZIL | 330 | 1 600 | 37 | 132 | 20 | 71 |
| CHILE | 213 | 226 | 52 | 89 | 28 | 47 |
| IRAN | 1 080 | 1 911 | 169 | 291 | 92 | 156 |
| SOUTH YEMEN | | 999 | | 151 | | 80 |
| INDONESIA | 82 | 252 | 28 | 83 | 16 | 45 |
| JAPAN | 24 | 31 | 46 | 62 | 25 | 33 |

423 FIXED VEG OILS,SOFT

| | | | | | | |
|--------------|-----------|-----------|---------|---------|--------|---------|
| IMPORTS | 679 966 | 1 577 082 | 95 761 | 226 253 | 52 676 | 122 057 |
| FRANCE | 11 831 | 51 998 | 1 775 | 8 176 | 973 | 4 378 |
| BELGIUM LUX | 37 463 | 98 322 | 6 738 | 17 373 | 3 713 | 9 387 |
| NETHERLANDS | 425 566 | 757 771 | 54 439 | 94 564 | 29 954 | 51 262 |
| ITALY | 5 190 | 12 726 | 2 286 | 6 023 | 1 258 | 3 252 |
| UNTD KINGDOM | 37 811 | 74 512 | 5 112 | 10 166 | 2 812 | 5 488 |
| SWITZERLAND | 9 745 | 38 883 | 1 548 | 5 351 | 853 | 2 881 |
| PORTUGAL | 329 | 523 | 144 | 249 | 79 | 134 |
| SPAIN | 2 963 | 5 532 | 1 153 | 2 214 | 635 | 1 197 |
| GREECE | 308 | 474 | 116 | 179 | 64 | 97 |
| TURKEY | 116 | 840 | 48 | 285 | 26 | 152 |
| USSR | | 4 894 | | 719 | | 381 |
| POLAND | 23 114 | 124 901 | 2 682 | 13 760 | 1 472 | 7 403 |
| CZECHOSLOVA | | 5 175 | | 548 | | 296 |
| RUMANIA | 17 414 | 62 035 | 2 477 | 8 575 | 1 368 | 4 599 |
| MALI | 2 242 | 4 720 | 445 | 956 | 244 | 514 |
| SENEGAL | 957 | 3 040 | 197 | 640 | 108 | 342 |
| REP S AFRICA | | 5 946 | | 828 | | 437 |
| USA | 219 | 10 897 | 38 | 1 590 | 21 | 846 |
| BRAZIL | 26 019 | 159 851 | 4 354 | 28 585 | 2 389 | 15 225 |
| ARGENTINA | 70 753 | 133 216 | 11 498 | 22 753 | 6 316 | 12 332 |
| ISRAEL | | 9 984 | | 1 425 | | 750 |
| PHILIPPINES | 842 | 842 | 99 | 99 | 55 | 55 |
| P REP CHINA | | 2 733 | | 548 | | 296 |
| JAPAN | 6 967 | 6 967 | 567 | 587 | 322 | 322 |
| EXPORTS | 1 267 121 | 3 615 271 | 173 803 | 480 572 | 95 661 | 259 370 |
| FRANCE | 233 561 | 707 440 | 37 517 | 108 365 | 20 659 | 58 511 |
| BELGIUM LUX | 55 484 | 188 208 | 8 345 | 26 938 | 4 591 | 14 535 |
| NETHERLANDS | 365 510 | 957 314 | 45 603 | 118 336 | 25 110 | 63 912 |
| ITALY | 101 988 | 404 722 | 12 818 | 49 585 | 7 063 | 26 695 |
| UNTD KINGDOM | 16 298 | 48 102 | 2 176 | 6 357 | 1 192 | 3 412 |
| IRISH REP | 1 506 | 2 507 | 237 | 382 | 130 | 207 |
| DENMARK | 14 624 | 30 651 | 2 080 | 4 294 | 1 145 | 2 331 |
| NORWAY | 18 | 101 | 11 | 54 | 6 | 30 |
| SWEDEN | 73 158 | 214 085 | 9 183 | 26 174 | 5 038 | 14 050 |
| FINLAND | 102 | 398 | 42 | 139 | 24 | 77 |
| SWITZERLAND | 22 679 | 58 695 | 3 333 | 8 240 | 1 834 | 4 459 |
| AUSTRIA | 90 592 | 280 809 | 11 444 | 34 330 | 6 295 | 18 491 |
| SPAIN | 6 | 2 520 | 1 | 338 | 1 | 179 |
| POLAND | | 10 000 | | 1 067 | | 575 |
| CZECHOSLOVA | 176 | 675 | 37 | 142 | 20 | 76 |
| HUNGARY | 2 036 | 6 464 | 263 | 793 | 144 | 428 |
| CANARY IS | 4 782 | 30 175 | 624 | 3 738 | 346 | 2 014 |
| MOROCCO | 26 176 | 26 176 | 3 034 | 3 034 | 1 685 | 1 685 |
| ALGERIA | | 97 104 | | 10 741 | | 5 740 |
| LIBYA | | 1 498 | | 237 | | 126 |
| MALI | | 15 000 | | 2 122 | | 1 134 |
| CAPE VERDE | 351 | 601 | 87 | 155 | 48 | 84 |
| GUIN BISSAU | | 414 | | 76 | | 41 |
| SIERRA LEONE | 2 581 | 5 390 | 421 | 873 | 230 | 469 |
| LIBERIA | 1 066 | 2 259 | 175 | 368 | 96 | 201 |
| IVORY COAST | 1 603 | 1 603 | 210 | 210 | 114 | 114 |
| NIGERIA | 149 230 | 273 731 | 19 758 | 36 899 | 10 864 | 20 016 |
| GABON | 502 | 7 768 | 81 | 1 365 | 44 | 726 |
| ANGOLA | 41 209 | 71 208 | 7 757 | 12 970 | 4 264 | 7 024 |
| KENYA | 249 | 949 | 40 | 146 | 22 | 79 |
| TANZANIA | 100 | 3 081 | 17 | 613 | 9 | 329 |
| REP S AFRICA | 2 100 | 2 100 | 300 | 300 | 165 | 165 |
| USA | | 2 500 | | 330 | | 173 |
| COSTA RICA | 10 | 1 009 | 3 | 155 | 2 | 84 |
| GUYANA | | 5 550 | | 785 | | 422 |
| CHILE | 138 | 684 | 23 | 126 | 13 | 68 |
| CYPRUS | | 1 000 | | 148 | | 79 |
| LEBANON | | 10 235 | | 1 522 | | 820 |
| INDIA | 17 753 | 40 989 | 2 063 | 4 677 | 1 133 | 2 528 |
| BANGLADESH | 6 220 | 6 220 | 1 018 | 1 018 | 566 | 566 |
| SRI LANKA | | 999 | | 164 | | 86 |

6 IMPORTS AND EXPORTS (SPECIAL TRADE) BY GROUPS OF THE SITC AND BY COUNTRIES OF PRODUCTION AND CONSUMPTION 1979

| GROUP COUNTRY | DT = 100 KG | | 1 000 DM | | 1 000 \$ | |
|---------------------------|-------------|-----------|-----------|----------|-----------|----------|
| | JULY/SEPT | JAN/SEPT | JULY/SEPT | JAN/SEPT | JULY/SEPT | JAN/SEPT |
| INDONESIA | 1 001 | 4 031 | 154 | 645 | 84 | 343 |
| SINGAPORE | 63 | 324 | 12 | 55 | 7 | 30 |
| PHILIPPINES | | 800 | | 119 | | 65 |
| HONG KONG | 16 523 | 61 753 | 2 028 | 7 151 | 1 119 | 3 857 |
| AUSTRALIA | 2 700 | 2 700 | 385 | 385 | 211 | 211 |
| NEW ZEALAND | 9 211 | 15 461 | 1 554 | 2 386 | 856 | 1 298 |
| N ZEAL OCEAN | 3 200 | 3 200 | 515 | 515 | 283 | 283 |
| FIJI | 2 177 | 4 177 | 346 | 609 | 189 | 328 |
| 424 FIXED VEG OIL NONSOFT | | | | | | |
| IMPORTS | 849 317 | 2 992 119 | 136 093 | 440 233 | 74 914 | 236 955 |
| FRANCE | 2 985 | 9 089 | 466 | 1 425 | 257 | 768 |
| BELGIUM LUX | 9 726 | 20 234 | 1 825 | 4 054 | 1 005 | 2 201 |
| NETHERLANDS | 92 759 | 361 702 | 16 566 | 61 914 | 9 124 | 33 308 |
| ITALY | 1 540 | 6 997 | 605 | 2 357 | 332 | 1 264 |
| UNTD KINGDOM | 2 978 | 9 212 | 527 | 1 675 | 293 | 903 |
| DENMARK | 11 029 | 30 119 | 1 583 | 5 062 | 873 | 2 716 |
| SWEDEN | 188 | 1 027 | 27 | 122 | 15 | 65 |
| SWITZERLAND | 191 | 625 | 87 | 184 | 48 | 101 |
| AUSTRIA | 81 | 463 | 86 | 241 | 47 | 131 |
| YUGOSLAVIA | 12 383 | 22 869 | 1 472 | 2 692 | 810 | 1 451 |
| RUMANIA | | 12 825 | | 1 598 | | 855 |
| LIBERIA | | 9 643 | | 1 299 | | 697 |
| IVORY COAST | 39 329 | 101 678 | 6 436 | 14 999 | 3 532 | 8 101 |
| BENIN | 10 193 | 12 729 | 1 350 | 1 702 | 738 | 925 |
| NIGERIA | 5 254 | 20 250 | 976 | 3 635 | 534 | 1 949 |
| CAMEROON | | 10 054 | | 1 468 | | 785 |
| ZAIRE | 9 628 | 22 244 | 1 870 | 3 957 | 1 027 | 2 133 |
| USA | 9 550 | 24 935 | 1 462 | 4 054 | 804 | 2 189 |
| DOMINIC REP | 233 | 16 201 | 51 | 2 607 | 29 | 1 413 |
| SURINAM | 2 658 | 2 658 | 341 | 341 | 186 | 186 |
| ECUADOR | 3 518 | 6 256 | 534 | 892 | 293 | 483 |
| BRAZIL | 63 706 | 256 449 | 11 071 | 41 644 | 6 089 | 22 370 |
| PARAGUAY | 3 985 | 4 775 | 1 000 | 1 217 | 550 | 665 |
| URUGUAY | | 12 891 | | 1 379 | | 727 |
| ARGENTINA | 17 528 | 222 695 | 2 038 | 23 322 | 1 121 | 12 493 |
| INDIA | 11 882 | 41 749 | 1 999 | 6 293 | 1 094 | 3 365 |
| SRI LANKA | | 2 326 | | 427 | | 224 |
| INDONESIA | 59 738 | 274 935 | 7 253 | 32 303 | 4 001 | 17 348 |
| MALAYSIA | 183 000 | 639 536 | 23 377 | 77 211 | 12 883 | 41 540 |
| SINGAPORE | 5 162 | 5 165 | 712 | 713 | 389 | 389 |
| PHILIPPINES | 241 944 | 732 098 | 46 132 | 126 565 | 25 399 | 68 237 |
| P REP CHINA | 762 | 6 538 | 171 | 1 095 | 94 | 584 |
| JAPAN | 185 | 299 | 175 | 306 | 97 | 165 |
| PAPUA NEW G | 30 647 | 59 373 | 3 783 | 7 449 | 2 080 | 4 029 |
| BRIT OCEANIA | 16 486 | 30 980 | 2 094 | 3 822 | 1 156 | 2 082 |
| EXPORTS | 342 279 | 922 529 | 53 009 | 145 897 | 29 171 | 78 774 |
| FRANCE | 26 034 | 70 369 | 5 691 | 14 664 | 3 134 | 7 916 |
| BELGIUM LUX | 7 124 | 23 603 | 1 053 | 3 821 | 580 | 2 058 |
| NETHERLANDS | 61 153 | 155 894 | 8 252 | 22 415 | 4 531 | 12 097 |
| ITALY | 22 175 | 65 091 | 3 796 | 11 661 | 2 088 | 6 274 |
| UNTD KINGDOM | 35 223 | 61 773 | 4 248 | 8 365 | 2 344 | 4 532 |
| DENMARK | 10 582 | 25 906 | 1 754 | 4 603 | 966 | 2 485 |
| NORWAY | 270 | 614 | 46 | 132 | 26 | 69 |
| SWEDEN | 6 008 | 20 294 | 920 | 3 009 | 508 | 1 626 |
| FINLAND | 857 | 3 300 | 177 | 569 | 97 | 305 |
| SWITZERLAND | 5 575 | 18 203 | 1 132 | 3 519 | 619 | 1 889 |
| AUSTRIA | 25 358 | 66 473 | 4 099 | 10 641 | 2 260 | 5 755 |
| PORTUGAL | 404 | 931 | 78 | 194 | 43 | 105 |
| SPAIN | 96 | 268 | 41 | 116 | 23 | 63 |
| MALTA | 146 | 342 | 65 | 158 | 35 | 85 |
| YUGOSLAVIA | 3 168 | 10 871 | 657 | 1 803 | 361 | 971 |
| GREECE | 741 | 1 981 | 152 | 328 | 82 | 174 |
| TURKEY | | 559 | | 139 | | 76 |
| POLAND | 3 212 | 13 146 | 627 | 2 652 | 344 | 1 429 |
| CZECHOSLOVA | 17 | 3 053 | 9 | 548 | 4 | 291 |
| HUNGARY | 5 436 | 15 951 | 815 | 2 666 | 449 | 1 443 |
| RUMANIA | 31 488 | 97 435 | 4 300 | 13 261 | 2 364 | 7 136 |
| ALGERIA | 13 998 | 33 511 | 2 553 | 6 076 | 1 402 | 3 274 |
| TUNISIA | 100 | 3 946 | 17 | 585 | 9 | 312 |
| EGYPT | 570 | 1 234 | 156 | 314 | 86 | 172 |
| SIERRA LEONE | 800 | 1 299 | 141 | 226 | 78 | 123 |
| NIGERIA | 71 330 | 201 038 | 10 090 | 28 512 | 5 562 | 15 449 |
| GABON | 2 944 | 4 344 | 507 | 734 | 278 | 400 |
| MAURITIUS | 103 | 404 | 21 | 80 | 12 | 43 |
| USA | 241 | 542 | 196 | 419 | 107 | 226 |
| CUBA | | 790 | | 77 | | 42 |
| JAMAICA | 900 | 992 | 138 | 151 | 77 | 84 |
| TRINIDAD TOB | 241 | 515 | 45 | 88 | 25 | 48 |
| LEBANON | | 546 | | 146 | | 79 |
| IRAN | 847 | 1 853 | 284 | 451 | 158 | 246 |
| SAUDI ARABIA | 125 | 2 495 | 31 | 589 | 17 | 317 |
| THAILAND | | 1 546 | | 164 | | 89 |
| MALAYSIA | 1 600 | 3 220 | 236 | 440 | 129 | 239 |
| SINGAPORE | 1 707 | 3 520 | 260 | 393 | 143 | 214 |
| PHILIPPINES | 289 | 771 | 43 | 99 | 24 | 54 |
| SOUTH KOREA | 682 | 688 | 105 | 111 | 57 | 59 |
| JAPAN | 20 | 92 | 53 | 110 | 29 | 60 |

6 IMPORTS AND EXPORTS (SPECIAL TRADE) BY GROUPS OF THE SITC AND BY COUNTRIES OF PRODUCTION AND CONSUMPTION 1979

| GROUP COUNTRY | DT = 100 KG | | 1 000 DM | | 1 000 \$ | |
|-----------------------------------|-------------|-----------|-----------|----------|-----------|----------|
| | JULY/SEPT | JAN/SEPT | JULY/SEPT | JAN/SEPT | JULY/SEPT | JAN/SEPT |
| AUSTRALIA | 26 | 53 | 30 | 61 | 17 | 33 |
| 431 PROCESSED ANIMAL VEG OIL, ETC | | | | | | |
| IMPORTS | 538 343 | 1 679 153 | 62 931 | 194 065 | 34 644 | 104 574 |
| FRANCE | 40 327 | 106 469 | 3 972 | 10 110 | 2 186 | 5 459 |
| BELGIUM LUX | 34 677 | 123 366 | 4 107 | 14 675 | 2 260 | 7 892 |
| NETHERLANDS | 174 483 | 586 913 | 21 796 | 69 932 | 12 004 | 37 690 |
| ITALY | 21 883 | 81 243 | 3 285 | 11 777 | 1 804 | 6 331 |
| UNITED KINGDOM | 15 206 | 64 020 | 2 076 | 9 741 | 1 139 | 5 217 |
| DENMARK | 19 090 | 62 408 | 2 945 | 8 739 | 1 620 | 4 720 |
| NORWAY | 9 348 | 35 637 | 1 017 | 3 665 | 560 | 1 974 |
| SWEDEN | 17 916 | 58 240 | 1 809 | 5 851 | 997 | 3 155 |
| FINLAND | 6 111 | 18 607 | 786 | 2 245 | 434 | 1 209 |
| SWITZERLAND | 5 778 | 19 039 | 616 | 2 779 | 374 | 1 211 |
| AUSTRIA | 8 680 | 17 249 | 718 | 1 354 | 397 | 735 |
| PORTUGAL | 740 | 3 502 | 129 | 499 | 71 | 269 |
| SPAIN | 10 456 | 16 968 | 1 040 | 1 355 | 569 | 736 |
| MALTA | 748 | 748 | 55 | 55 | 30 | 30 |
| YUGOSLAVIA | 35 728 | 89 369 | 3 531 | 8 579 | 1 944 | 4 636 |
| USSR | 80 | 307 | 73 | 266 | 40 | 143 |
| POLAND | 18 682 | 37 156 | 1 484 | 2 784 | 812 | 1 505 |
| CZECHOSLOVAKIA | 8 668 | 28 509 | 756 | 2 506 | 419 | 1 353 |
| HUNGARY | 2 455 | 6 226 | 176 | 479 | 98 | 260 |
| ROMANIA | 6 423 | 24 621 | 427 | 1 784 | 234 | 959 |
| BULGARIA | 2 198 | 4 938 | 220 | 815 | 122 | 442 |
| MOROCCO | 102 | 858 | 90 | 739 | 49 | 397 |
| CENTRAL AFRICA | | 138 | | 126 | | 66 |
| TANZANIA | 80 | 80 | 73 | 73 | 40 | 40 |
| MADAGASCAR | 226 | 468 | 196 | 407 | 108 | 221 |
| USA | 33 497 | 93 052 | 4 172 | 11 551 | 2 306 | 6 241 |
| MEXICO | 507 | 1 868 | 350 | 1 198 | 192 | 646 |
| REPUBLIC OF HAITI | 77 | 154 | 69 | 141 | 38 | 76 |
| PERU | 18 847 | 50 424 | 1 050 | 2 701 | 574 | 1 456 |
| BRAZIL | 2 636 | 6 327 | 1 055 | 2 510 | 579 | 1 352 |
| CHILE | 314 | 1 006 | 274 | 864 | 151 | 463 |
| PARAGUAY | 2 778 | 2 778 | 229 | 229 | 127 | 127 |
| ARGENTINA | 7 249 | 27 858 | 876 | 3 017 | 483 | 1 622 |
| INDIA | 535 | 535 | 104 | 104 | 57 | 57 |
| SRI LANKA | | 1 307 | | 123 | | 67 |
| THAILAND | | 2 630 | | 160 | | 85 |
| MALAYSIA | 28 903 | 89 911 | 2 654 | 8 334 | 1 462 | 4 479 |
| SINGAPORE | 203 | 1 926 | 30 | 237 | 17 | 126 |
| PHILIPPINES | 2 204 | 8 546 | 281 | 888 | 154 | 476 |
| PEOPLES REPUBLIC OF CHINA | 120 | 2 236 | 95 | 483 | 53 | 257 |
| JAPAN | 160 | 350 | 68 | 191 | 38 | 102 |
| AUSTRALIA | 100 | 236 | 91 | 219 | 50 | 118 |
| NEW ZEALAND | 20 | 77 | 18 | 71 | 10 | 38 |
| EXPORTS | 870 941 | 2 616 105 | 127 053 | 373 081 | 69 904 | 201 066 |
| FRANCE | 127 027 | 420 193 | 18 623 | 60 132 | 10 254 | 32 378 |
| BELGIUM LUX | 66 173 | 203 359 | 9 832 | 29 230 | 5 414 | 15 763 |
| NETHERLANDS | 124 025 | 307 350 | 16 323 | 42 154 | 8 967 | 22 748 |
| ITALY | 36 037 | 113 709 | 6 609 | 20 684 | 3 646 | 11 159 |
| UNITED KINGDOM | 91 003 | 221 490 | 10 990 | 27 766 | 6 044 | 14 957 |
| IRISH REPUBLIC | 18 088 | 61 325 | 2 121 | 6 991 | 1 175 | 3 767 |
| DENMARK | 124 565 | 415 025 | 12 855 | 41 746 | 7 078 | 22 486 |
| NORWAY | 2 095 | 5 103 | 436 | 1 041 | 239 | 561 |
| SWEDEN | 5 654 | 20 068 | 1 043 | 3 537 | 575 | 1 904 |
| FINLAND | 904 | 2 934 | 234 | 764 | 129 | 412 |
| SWITZERLAND | 10 179 | 41 972 | 2 012 | 7 576 | 1 108 | 4 069 |
| AUSTRIA | 49 431 | 135 081 | 7 803 | 21 143 | 4 291 | 11 404 |
| PORTUGAL | 2 398 | 7 173 | 530 | 1 611 | 290 | 866 |
| SPAIN | 3 933 | 13 731 | 749 | 2 544 | 415 | 1 369 |
| MALTA | | 166 | | 68 | | 35 |
| YUGOSLAVIA | 7 680 | 21 901 | 1 929 | 4 954 | 1 060 | 2 672 |
| GREECE | 14 615 | 62 674 | 2 793 | 11 069 | 1 534 | 5 929 |
| TURKEY | 405 | 3 067 | 118 | 721 | 65 | 388 |
| USSR | 100 | 18 761 | 21 | 3 291 | 12 | 1 749 |
| POLAND | 31 082 | 92 821 | 5 003 | 12 226 | 2 746 | 6 597 |
| CZECHOSLOVAKIA | 3 524 | 5 950 | 431 | 780 | 237 | 423 |
| HUNGARY | 3 814 | 11 780 | 709 | 2 032 | 394 | 1 097 |
| ROMANIA | 9 183 | 29 002 | 2 386 | 6 018 | 1 315 | 3 263 |
| BULGARIA | 70 | 1 296 | 28 | 264 | 15 | 141 |
| ALBANIA | 372 | 372 | 83 | 83 | 45 | 45 |
| MOROCCO | 821 | 5 244 | 138 | 761 | 75 | 407 |
| ALGERIA | 22 827 | 55 606 | 4 057 | 9 811 | 2 231 | 5 294 |
| TUNISIA | 1 707 | 3 560 | 304 | 588 | 169 | 320 |
| LIBYA | 400 | 1 152 | 114 | 319 | 62 | 171 |
| EGYPT | 4 182 | 20 448 | 532 | 2 450 | 291 | 1 314 |
| SUDAN | 3 000 | 3 000 | 450 | 450 | 247 | 247 |
| UPPER VOLTA | 3 046 | 16 090 | 397 | 2 004 | 218 | 1 077 |
| SENEGAL | 10 071 | 10 158 | 985 | 1 005 | 540 | 551 |
| SIERRA LEONE | 8 752 | 26 298 | 1 050 | 3 144 | 575 | 1 697 |
| LIBERIA | 2 261 | 5 177 | 271 | 620 | 149 | 334 |
| IVORY COAST | 565 | 1 019 | 127 | 213 | 70 | 116 |
| GHANA | | 3 027 | | 408 | | 220 |
| NIGERIA | 951 | 1 483 | 184 | 309 | 102 | 169 |
| CAMEROON | 25 | 2 058 | 6 | 347 | 3 | 184 |
| RWANDA | | 3 308 | | 396 | | 210 |

6 IMPORTS AND EXPORTS (SPECIAL TRADE) BY GROUPS OF THE SITC AND BY COUNTRIES OF PRODUCTION AND CONSUMPTION 1979

| GROUP COUNTRY | DT = 100 KG | | 1 000 DM | | 1 000 \$ | |
|------------------|-------------|----------|-----------|----------|-----------|----------|
| | JULY/SEPT | JAN/SEPT | JULY/SEPT | JAN/SEPT | JULY/SEPT | JAN/SEPT |
| ETHIOPIA | 6 159 | 14 933 | 795 | 1 868 | 436 | 1 011 |
| KENYA | 855 | 1 554 | 148 | 252 | 82 | 139 |
| TANZANIA | 9 695 | 49 286 | 1 424 | 6 932 | 780 | 3 737 |
| MADAGASCAR | | 4 000 | | 516 | | 277 |
| MAURITIUS | 4 288 | 10 098 | 727 | 1 697 | 399 | 916 |
| REP S AFRICA | 1 089 | 8 494 | 224 | 1 259 | 123 | 679 |
| USA | 339 | 5 687 | 62 | 802 | 33 | 422 |
| CANADA | 161 | 775 | 35 | 204 | 20 | 111 |
| MEXICO | 31 | 343 | 13 | 129 | 7 | 68 |
| GUATEMALA | 50 | 179 | 11 | 56 | 7 | 32 |
| EL SALVADOR | 63 | 276 | 16 | 63 | 7 | 32 |
| PANAM EX CZ | 143 | 393 | 29 | 76 | 16 | 43 |
| CUBA | | 825 | | 164 | | 87 |
| JAMAICA | 303 | 504 | 48 | 78 | 26 | 42 |
| WEST INDIES | 598 | 598 | 120 | 120 | 67 | 67 |
| TRINIDAD TOB | 621 | 2 859 | 284 | 810 | 155 | 436 |
| COLOMBIA | 42 | 521 | 8 | 101 | 4 | 53 |
| VENEZUELA | 1 088 | 3 729 | 393 | 1 275 | 214 | 683 |
| ECUADOR | 161 | 324 | 54 | 111 | 32 | 63 |
| PERU | 156 | 365 | 45 | 109 | 25 | 59 |
| BRAZIL | 5 | 2 268 | 2 | 632 | 1 | 338 |
| CHILE | 174 | 521 | 40 | 117 | 22 | 63 |
| ARGENTINA | 2 628 | 4 439 | 590 | 1 000 | 327 | 544 |
| CYPRUS | 356 | 866 | 81 | 184 | 44 | 99 |
| LEBANON | 4 813 | 14 455 | 625 | 1 986 | 345 | 1 071 |
| SYRIA | 8 128 | 15 346 | 1 233 | 2 055 | 676 | 1 113 |
| IRAQ | 268 | 583 | 61 | 160 | 33 | 85 |
| IRAN | 8 103 | 11 780 | 2 001 | 2 699 | 1 103 | 1 471 |
| ISRAEL | 4 953 | 17 607 | 801 | 2 744 | 439 | 1 471 |
| JORDAN | 251 | 930 | 75 | 213 | 42 | 117 |
| SAUDI ARABIA | 1 099 | 1 125 | 171 | 184 | 95 | 101 |
| KUWAIT | | 500 | | 103 | | 55 |
| AFGHANISTAN | 391 | 545 | 64 | 94 | 36 | 53 |
| INDIA | 30 | 261 | 7 | 71 | 4 | 39 |
| BANGLADESH | 216 | 349 | 42 | 68 | 23 | 36 |
| THAILAND | 1 426 | 4 171 | 298 | 755 | 164 | 408 |
| INDONESIA | 383 | 1 168 | 80 | 232 | 43 | 124 |
| MALAYSIA | 550 | 1 933 | 149 | 441 | 81 | 235 |
| SINGAPORE | 461 | 1 462 | 95 | 278 | 52 | 148 |
| PHILIPPINES | 896 | 2 648 | 192 | 518 | 106 | 283 |
| P REP CHINA | | 2 136 | | 241 | | 130 |
| SOUTH KOREA | 1 067 | 2 726 | 321 | 761 | 175 | 412 |
| JAPAN | 1 013 | 2 956 | 436 | 1 270 | 240 | 683 |
| TAIWAN | 3 124 | 23 497 | 686 | 4 663 | 376 | 2 505 |
| HONG KONG | 3 287 | 6 363 | 567 | 1 080 | 312 | 586 |
| AUSTRALIA | 9 368 | 12 927 | 1 501 | 2 096 | 826 | 1 143 |
| NEW ZEALAND | 772 | 1 111 | 142 | 201 | 78 | 110 |

511 HYDROCARBONS NES, DERIVS

| IMPORTS | 6 005 935 | 18 197 669 | 595 962 | 1 560 137 | 328 089 | 841 791 |
|--------------|-----------|------------|---------|-----------|---------|---------|
| FRANCE | 474 516 | 1 599 884 | 45 302 | 137 518 | 24 900 | 73 966 |
| BELGIUM LUX | 1 543 411 | 4 963 538 | 152 022 | 414 189 | 83 949 | 223 642 |
| NETHERLANDS | 2 664 758 | 7 331 014 | 254 309 | 614 343 | 139 926 | 331 783 |
| ITALY | 79 005 | 267 860 | 9 159 | 26 964 | 5 028 | 15 608 |
| UNTD KINGDOM | 425 153 | 1 076 526 | 48 225 | 102 382 | 26 480 | 55 324 |
| IRISH REP | | 21 343 | | 1 915 | | 1 012 |
| DENMARK | 10 | 423 | 20 | 60 | 11 | 31 |
| NORWAY | 3 | 53 | 4 | 805 | 3 | 436 |
| SWEDEN | 266 | 1 133 | 40 | 203 | 22 | 110 |
| FINLAND | 53 599 | 290 456 | 5 183 | 17 685 | 2 834 | 9 490 |
| SWITZERLAND | 5 609 | 27 760 | 2 154 | 11 822 | 1 181 | 6 356 |
| AUSTRIA | 31 127 | 96 499 | 2 363 | 6 500 | 1 300 | 3 504 |
| PORTUGAL | 1 400 | 3 660 | 193 | 490 | 105 | 265 |
| SPAIN | 79 814 | 140 077 | 8 204 | 13 244 | 4 513 | 7 176 |
| USSR | 81 402 | 298 671 | 7 137 | 22 722 | 3 940 | 12 252 |
| POLAND | 11 758 | 34 738 | 969 | 2 499 | 534 | 1 349 |
| CZECHOSLOVA | 68 507 | 205 189 | 7 922 | 18 209 | 4 358 | 9 882 |
| HUNGARY | 57 686 | 171 870 | 5 213 | 12 382 | 2 878 | 6 701 |
| RUMANIA | 13 573 | 33 573 | 908 | 1 918 | 502 | 1 039 |
| USA | 335 137 | 1 275 921 | 39 158 | 119 930 | 21 504 | 64 530 |
| CANADA | 70 841 | 257 209 | 5 805 | 21 178 | 3 197 | 11 374 |
| ARGENTINA | | 11 026 | | 1 185 | | 629 |
| ISRAEL | 20 | 297 | 11 | 95 | 6 | 53 |
| INDIA | 6 | 830 | 2 | 267 | 1 | 143 |
| P REP CHINA | 850 | 11 848 | 252 | 1 588 | 140 | 841 |
| JAPAN | 6 777 | 46 776 | 1 343 | 5 470 | 742 | 2 943 |
| TAIWAN | | 28 119 | | 2 392 | | 1 254 |
| EXPORTS | 4 824 773 | 15 076 886 | 536 506 | 1 494 533 | 295 267 | 805 356 |
| FRANCE | 413 465 | 1 427 567 | 45 600 | 145 482 | 25 090 | 78 336 |
| BELGIUM LUX | 1 513 751 | 4 327 858 | 180 081 | 447 000 | 99 182 | 241 498 |
| NETHERLANDS | 956 519 | 3 558 541 | 86 870 | 305 757 | 47 746 | 163 949 |
| ITALY | 255 700 | 868 885 | 29 283 | 87 758 | 16 143 | 47 326 |
| UNTD KINGDOM | 285 413 | 785 390 | 36 370 | 81 665 | 20 003 | 44 068 |
| IRISH REP | 5 800 | 17 107 | 613 | 1 904 | 338 | 1 022 |
| DENMARK | 13 400 | 47 957 | 2 131 | 6 694 | 1 175 | 3 616 |
| NORWAY | 6 934 | 18 737 | 1 102 | 3 181 | 604 | 1 716 |
| SWEDEN | 56 044 | 128 608 | 8 741 | 17 830 | 4 797 | 9 632 |
| FINLAND | 21 339 | 35 909 | 3 368 | 5 813 | 1 865 | 3 166 |

6 IMPORTS AND EXPORTS (SPECIAL TRADE) BY GROUPS OF THE SITC AND BY COUNTRIES OF PRODUCTION AND CONSUMPTION 1979

| GROUP COUNTRY | DT = 100 KG | | 1 000 DM | | 1 000 \$ | |
|------------------|-------------|-----------|-----------|----------|-----------|----------|
| | JULY/SEPT | JAN/SEPT | JULY/SEPT | JAN/SEPT | JULY/SEPT | JAN/SEPT |
| SWITZERLAND | 89 261 | 281 885 | 11 788 | 35 343 | 6 498 | 19 068 |
| AUSTRIA | 540 587 | 1 503 626 | 44 696 | 110 322 | 24 614 | 59 579 |
| PORTUGAL | 4 390 | 18 292 | 605 | 2 282 | 330 | 1 224 |
| SPAIN | 32 122 | 79 408 | 5 420 | 11 909 | 2 991 | 6 450 |
| MALTA | 209 | 521 | 40 | 91 | 22 | 50 |
| YUGOSLAVIA | 39 612 | 114 146 | 4 661 | 13 386 | 2 563 | 7 218 |
| GREECE | 10 258 | 30 386 | 1 196 | 3 481 | 652 | 1 868 |
| TURKEY | 19 903 | 100 895 | 2 141 | 8 033 | 1 176 | 4 327 |
| USSR | 85 043 | 245 948 | 6 032 | 15 846 | 3 318 | 8 530 |
| POLAND | 84 281 | 260 300 | 8 713 | 27 246 | 4 787 | 14 660 |
| CZECHOSLOVA | 62 033 | 104 101 | 5 974 | 10 075 | 3 291 | 5 467 |
| HUNGARY | 12 707 | 31 150 | 1 712 | 4 375 | 943 | 2 361 |
| RUMANIA | 87 746 | 314 346 | 9 666 | 32 283 | 5 332 | 17 358 |
| BULGARIA | 44 | 2 704 | 20 | 401 | 10 | 213 |
| MOROCCO | 612 | 3 187 | 265 | 723 | 146 | 392 |
| ALGERIA | 2 912 | 7 521 | 360 | 962 | 200 | 521 |
| TUNISIA | 227 | 1 096 | 69 | 289 | 37 | 151 |
| LIBYA | 426 | 2 561 | 84 | 477 | 47 | 258 |
| EGYPT | 5 379 | 9 733 | 579 | 1 128 | 316 | 608 |
| SUDAN | 99 | 9 952 | 15 | 852 | 8 | 460 |
| SENEGAL | 614 | 1 241 | 119 | 254 | 64 | 137 |
| LIBERIA | 233 | 789 | 47 | 121 | 26 | 65 |
| IVORY COAST | 698 | 3 734 | 369 | 999 | 204 | 537 |
| NIGERIA | 3 060 | 4 910 | 723 | 1 178 | 398 | 639 |
| CAMEROON | 107 | 711 | 45 | 154 | 24 | 82 |
| GABON | 160 | 428 | 42 | 96 | 23 | 52 |
| ZAIRE | 1 614 | 1 762 | 190 | 222 | 105 | 123 |
| ANGOLA | 219 | 662 | 66 | 179 | 35 | 96 |
| ETHIOPIA | 317 | 1 093 | 60 | 188 | 34 | 104 |
| KENYA | 3 101 | 7 542 | 357 | 973 | 195 | 522 |
| TANZANIA | 1 010 | 2 199 | 206 | 371 | 116 | 204 |
| MADAGASCAR | 38 | 398 | 9 | 57 | 6 | 32 |
| REP S AFRICA | 10 713 | 25 551 | 1 777 | 4 143 | 973 | 2 233 |
| USA | 55 931 | 157 866 | 12 344 | 27 546 | 6 786 | 14 909 |
| CANADA | 10 522 | 28 997 | 975 | 3 116 | 539 | 1 674 |
| MEXICO | 11 607 | 22 075 | 1 461 | 3 301 | 798 | 1 777 |
| GUATEMALA | 114 | 375 | 31 | 116 | 15 | 62 |
| EL SALVADOR | 1 092 | 3 074 | 155 | 481 | 86 | 256 |
| COSTA RICA | 451 | 643 | 72 | 130 | 37 | 66 |
| CUBA | 37 | 689 | 10 | 97 | 5 | 50 |
| DOMINIC REP | 117 | 444 | 22 | 82 | 13 | 44 |
| BARBADOS | 400 | 800 | 37 | 73 | 21 | 40 |
| COLOMBIA | 4 425 | 12 878 | 750 | 2 088 | 410 | 1 121 |
| VENEZUELA | 11 321 | 26 945 | 878 | 2 436 | 486 | 1 305 |
| ECUADOR | 307 | 1 319 | 56 | 212 | 29 | 112 |
| PERU | 1 422 | 3 436 | 286 | 613 | 157 | 330 |
| BRAZIL | 9 627 | 38 774 | 1 784 | 9 818 | 978 | 5 277 |
| CHILE | 1 407 | 2 874 | 281 | 645 | 154 | 345 |
| PARAGUAY | 256 | 472 | 58 | 132 | 31 | 71 |
| URUGUAY | 346 | 1 263 | 137 | 330 | 77 | 176 |
| ARGENTINA | 6 318 | 16 649 | 2 385 | 4 414 | 1 314 | 2 388 |
| CYPRUS | 1 452 | 5 387 | 138 | 509 | 77 | 275 |
| LEBANON | 360 | 1 580 | 263 | 472 | 145 | 256 |
| SYRIA | 202 | 379 | 29 | 69 | 14 | 36 |
| IRAQ | 164 | 478 | 45 | 201 | 26 | 109 |
| IRAN | 8 653 | 12 955 | 1 343 | 2 571 | 738 | 1 388 |
| ISRAEL | 13 584 | 35 310 | 2 146 | 7 069 | 1 175 | 3 793 |
| JORDAN | 175 | 979 | 62 | 191 | 33 | 102 |
| SAUDI ARABIA | 1 447 | 12 205 | 391 | 2 255 | 215 | 1 207 |
| KUWAIT | 2 445 | 7 389 | 299 | 903 | 166 | 488 |
| BAHRAIN | 358 | 1 223 | 84 | 261 | 46 | 139 |
| ARAB EMIRAT | 889 | 3 906 | 118 | 407 | 63 | 217 |
| NORTH YEMEN | 72 | 123 | 50 | 57 | 27 | 31 |
| PAKISTAN | 843 | 2 174 | 124 | 351 | 66 | 182 |
| INDIA | 2 354 | 5 656 | 380 | 879 | 208 | 472 |
| BANGLADESH | 262 | 513 | 96 | 159 | 54 | 88 |
| SRI LANKA | 255 | 3 197 | 37 | 374 | 22 | 200 |
| THAILAND | 2 765 | 10 990 | 453 | 1 913 | 248 | 1 027 |
| INDONESIA | 1 150 | 4 050 | 306 | 928 | 165 | 495 |
| MALAYSIA | 1 711 | 5 756 | 380 | 1 214 | 209 | 652 |
| SINGAPORE | 2 356 | 6 196 | 441 | 1 138 | 244 | 615 |
| PHILIPPINES | 4 307 | 13 287 | 658 | 1 706 | 365 | 926 |
| P REP CHINA | 2 250 | 41 757 | 158 | 2 412 | 86 | 1 284 |
| SOUTH KOREA | 7 036 | 19 883 | 881 | 2 161 | 484 | 1 164 |
| JAPAN | 3 223 | 122 586 | 804 | 12 505 | 442 | 6 698 |
| TAIWAN | 4 475 | 8 076 | 1 088 | 1 848 | 594 | 992 |
| HONG KONG | 864 | 2 820 | 194 | 501 | 107 | 270 |
| AUSTRALIA | 15 926 | 32 405 | 1 294 | 2 628 | 715 | 1 421 |
| NEW ZEALAND | 338 | 4 058 | 51 | 961 | 29 | 517 |

6 IMPORTS AND EXPORTS (SPECIAL TRADE) BY GROUPS OF THE SITC AND BY COUNTRIES OF PRODUCTION AND CONSUMPTION 1979

| GROUP COUNTRY | DT = 100 KG | | 1 000 DM | | 1 000 \$ | |
|----------------------------|-------------|-----------|-----------|-----------|-----------|----------|
| | JULY/SEPT | JAN/SEPT | JULY/SEPT | JAN/SEPT | JULY/SEPT | JAN/SEPT |
| 512 ALCOHOLS, PHENOLS, ETC | | | | | | |
| IMPORTS | 2 467 331 | 6 855 950 | 190 159 | 521 313 | 104 700 | 281 158 |
| FRANCE | 183 201 | 581 668 | 32 973 | 103 163 | 18 141 | 55 537 |
| BELGIUM LUX | 236 017 | 789 587 | 23 376 | 67 272 | 12 881 | 36 307 |
| NETHERLANDS | 955 023 | 2 509 758 | 56 195 | 144 611 | 30 938 | 78 047 |
| ITALY | 45 314 | 164 547 | 7 756 | 25 760 | 4 267 | 13 848 |
| UNTD KINGDOM | 394 411 | 1 230 191 | 21 867 | 57 311 | 12 058 | 30 949 |
| DENMARK | 1 559 | 4 260 | 364 | 991 | 201 | 535 |
| NORWAY | 85 636 | 115 500 | 3 218 | 4 427 | 1 782 | 2 428 |
| SWEDEN | 4 519 | 18 808 | 1 233 | 4 780 | 682 | 2 570 |
| FINLAND | 1 579 | 6 345 | 1 011 | 2 666 | 556 | 1 438 |
| SWITZERLAND | 16 158 | 59 671 | 1 805 | 6 918 | 992 | 3 719 |
| AUSTRIA | 60 | 3 143 | 21 | 500 | 12 | 270 |
| SPAIN | 9 750 | 14 316 | 1 185 | 2 042 | 655 | 1 112 |
| YUGOSLAVIA | 398 | 1 461 | 83 | 298 | 45 | 160 |
| USSR | 62 693 | 213 959 | 2 160 | 6 398 | 1 187 | 3 448 |
| POLAND | 29 973 | 44 800 | 1 165 | 1 745 | 642 | 953 |
| CZECHOSLOVA | 17 635 | 22 589 | 1 098 | 2 225 | 604 | 1 202 |
| HUNGARY | 1 470 | 4 587 | 420 | 950 | 229 | 513 |
| RUMANIA | 30 975 | 42 528 | 1 131 | 1 603 | 620 | 872 |
| ALGERIA | 10 209 | 32 596 | 266 | 1 959 | 148 | 1 035 |
| LIBYA | 187 936 | 477 793 | 6 647 | 14 887 | 3 657 | 8 046 |
| EGYPT | 3 000 | 3 000 | 427 | 427 | 233 | 233 |
| SUDAN | 568 | 1 135 | 76 | 150 | 42 | 82 |
| SENEGAL | | 1 818 | | 205 | | 110 |
| IVORY COAST | 4 000 | 10 498 | 578 | 1 395 | 319 | 753 |
| NIGERIA | 504 | 1 007 | 47 | 108 | 26 | 59 |
| ZAIRE | 498 | 2 507 | 69 | 293 | 38 | 157 |
| SOMALIA | 227 | 7 694 | 19 | 658 | 11 | 356 |
| KENYA | 2 147 | 5 306 | 278 | 622 | 152 | 333 |
| USA | 158 862 | 373 681 | 17 393 | 44 508 | 9 563 | 23 997 |
| CANADA | 2 934 | 10 676 | 696 | 2 427 | 383 | 1 308 |
| MEXICO | 106 | 45 587 | 71 | 1 314 | 40 | 707 |
| CUBA | 1 150 | 6 271 | 244 | 627 | 136 | 342 |
| JAMAICA | 680 | 1 036 | 99 | 138 | 56 | 77 |
| TRINIDAD TOB | | 862 | | 97 | | 52 |
| BRAZIL | 364 | 1 016 | 444 | 1 592 | 243 | 854 |
| PARAGUAY | 9 | 94 | 23 | 237 | 13 | 127 |
| URUGUAY | 224 | 1 352 | 52 | 320 | 28 | 169 |
| ARGENTINA | | 2 053 | | 210 | | 113 |
| INDONESIA | 2 420 | 2 420 | 315 | 315 | 172 | 172 |
| MALAYSIA | 2 045 | 3 045 | 280 | 402 | 154 | 219 |
| P REP CHINA | 349 | 1 567 | 446 | 1 937 | 246 | 1 040 |
| SOUTH KOREA | 700 | 2 275 | 168 | 490 | 94 | 266 |
| JAPAN | 11 863 | 31 799 | 4 425 | 12 078 | 2 435 | 6 505 |
| TAIWAN | | 180 | | 104 | | 56 |
| EXPORTS | 2 425 470 | 7 582 519 | 433 807 | 1 198 764 | 238 877 | 646 550 |
| FRANCE | 212 512 | 796 862 | 42 022 | 135 605 | 23 159 | 73 049 |
| BELGIUM LUX | 224 979 | 701 493 | 31 755 | 88 849 | 17 475 | 47 876 |
| NETHERLANDS | 307 195 | 923 833 | 46 484 | 132 461 | 25 587 | 71 434 |
| ITALY | 242 881 | 812 694 | 40 891 | 118 300 | 22 527 | 63 806 |
| UNTD KINGDOM | 143 701 | 422 029 | 28 221 | 75 835 | 15 537 | 40 872 |
| IRISH REP | 4 662 | 18 800 | 2 032 | 4 795 | 1 115 | 2 589 |
| DENMARK | 38 305 | 109 523 | 6 463 | 16 959 | 3 565 | 9 170 |
| NORWAY | 17 270 | 56 103 | 2 973 | 8 433 | 1 636 | 4 544 |
| SWEDEN | 29 444 | 103 655 | 5 666 | 17 347 | 3 124 | 9 357 |
| FINLAND | 18 738 | 48 651 | 3 213 | 7 870 | 1 776 | 4 251 |
| SWITZERLAND | 82 384 | 284 506 | 14 293 | 39 335 | 7 872 | 21 225 |
| AUSTRIA | 68 131 | 202 922 | 11 724 | 28 957 | 6 466 | 15 657 |
| PORTUGAL | 7 429 | 14 777 | 1 240 | 2 869 | 682 | 1 552 |
| SPAIN | 42 173 | 143 948 | 9 665 | 31 867 | 5 319 | 17 137 |
| YUGOSLAVIA | 46 570 | 136 429 | 9 045 | 23 043 | 4 987 | 12 456 |
| GREECE | 5 835 | 15 012 | 1 068 | 3 579 | 584 | 1 917 |
| TURKEY | 12 075 | 52 407 | 2 751 | 9 008 | 1 519 | 4 849 |
| USSR | 291 562 | 763 651 | 43 217 | 99 173 | 23 805 | 53 592 |
| POLAND | 55 382 | 122 754 | 12 247 | 25 966 | 6 730 | 14 039 |
| CZECHOSLOVA | 61 794 | 202 455 | 12 919 | 35 807 | 7 113 | 19 268 |
| HUNGARY | 44 563 | 108 996 | 8 497 | 18 124 | 4 674 | 9 811 |
| RUMANIA | 20 171 | 78 797 | 5 572 | 15 711 | 3 078 | 8 487 |
| BULGARIA | 5 956 | 21 852 | 1 497 | 4 766 | 828 | 2 575 |
| CANARY IS | 62 | 124 | 50 | 82 | 26 | 44 |
| MOROCCO | 832 | 3 568 | 166 | 608 | 89 | 323 |
| ALGERIA | 1 449 | 1 995 | 317 | 579 | 173 | 313 |
| TUNISIA | 37 | 792 | 27 | 236 | 15 | 126 |
| LIBYA | 390 | 1 266 | 102 | 310 | 56 | 165 |
| EGYPT | 168 | 1 527 | 85 | 302 | 46 | 162 |
| SENEGAL | 23 | 109 | 13 | 83 | 6 | 42 |
| IVORY COAST | 325 | 570 | 67 | 109 | 37 | 61 |
| GHANA | 78 | 1 883 | 22 | 225 | 12 | 119 |
| NIGERIA | 428 | 1 176 | 326 | 606 | 179 | 327 |
| CAMEROON | 20 | 973 | 16 | 385 | 8 | 202 |
| ZAIRE | 39 | 103 | 43 | 65 | 24 | 35 |
| ANGOLA | 15 | 239 | 12 | 87 | 7 | 48 |
| KENYA | 476 | 1 248 | 137 | 316 | 77 | 172 |
| TANZANIA | 40 | 495 | 18 | 161 | 11 | 87 |
| MADAGASCAR | 13 | 330 | 30 | 97 | 17 | 52 |
| ZAMBIA | 1 404 | 2 821 | 417 | 799 | 231 | 436 |
| REP S AFRICA | 16 394 | 33 801 | 3 483 | 6 639 | 1 916 | 3 597 |

6 IMPORTS AND EXPORTS (SPECIAL TRADE) BY GROUPS OF THE SITC AND BY COUNTRIES OF PRODUCTION AND CONSUMPTION 1979

| GROUP COUNTRY | DT = 100 KG | | 1 000 DM | | 1 000 \$ | |
|-----------------------|-------------|-----------|-----------|-----------|-----------|----------|
| | JULY/SEPT | JAN/SEPT | JULY/SEPT | JAN/SEPT | JULY/SEPT | JAN/SEPT |
| USA | 76 692 | 185 858 | 19 232 | 47 316 | 10 581 | 25 559 |
| CANADA | 2 623 | 16 432 | 563 | 3 172 | 311 | 1 705 |
| MEXICO | 1 923 | 32 182 | 991 | 5 587 | 548 | 2 995 |
| GUATEMALA | 122 | 376 | 74 | 187 | 42 | 102 |
| REP HONDURAS | 39 | 97 | 25 | 90 | 13 | 49 |
| EL SALVADOR | 117 | 325 | 38 | 123 | 23 | 66 |
| COSTA RICA | 181 | 324 | 127 | 223 | 70 | 120 |
| CUBA | 1 050 | 2 294 | 276 | 566 | 154 | 309 |
| DOMINIC REP | 65 | 346 | 28 | 125 | 15 | 66 |
| JAMAICA | 25 | 1 166 | 13 | 302 | 5 | 159 |
| COLOMBIA | 1 189 | 4 907 | 336 | 1 137 | 182 | 613 |
| VENEZUELA | 7 807 | 11 640 | 1 535 | 2 769 | 848 | 1 506 |
| ECUADOR | 1 506 | 2 204 | 324 | 563 | 176 | 302 |
| PERU | 6 420 | 14 475 | 1 160 | 2 274 | 635 | 1 229 |
| BRAZIL | 70 370 | 131 272 | 11 794 | 23 271 | 6 512 | 12 633 |
| CHILE | 600 | 2 511 | 285 | 919 | 157 | 490 |
| BOLIVIA | 53 | 146 | 21 | 65 | 12 | 34 |
| URUGUAY | 5 381 | 10 772 | 912 | 1 696 | 500 | 917 |
| ARGENTINA | 49 532 | 96 711 | 7 982 | 15 421 | 4 394 | 8 359 |
| CYPRUS | 52 | 570 | 13 | 78 | 7 | 37 |
| LEBANON | 959 | 2 322 | 175 | 415 | 96 | 224 |
| SYRIA | 614 | 1 731 | 105 | 301 | 58 | 162 |
| IRAQ | 10 993 | 12 828 | 2 150 | 2 543 | 1 193 | 1 401 |
| IRAN | 3 547 | 5 588 | 977 | 1 436 | 536 | 778 |
| ISRAEL | 13 418 | 57 336 | 3 018 | 9 023 | 1 660 | 4 878 |
| JORDAN | 1 621 | 3 136 | 433 | 765 | 237 | 415 |
| SAUDI ARABIA | 143 | 564 | 28 | 237 | 17 | 126 |
| KUWAIT | 56 | 200 | 36 | 86 | 21 | 46 |
| ARAB EMIRAT | 286 | 536 | 58 | 133 | 31 | 70 |
| AFGHANISTAN | 53 | 95 | 31 | 57 | 17 | 32 |
| PAKISTAN | 409 | 1 773 | 168 | 449 | 92 | 238 |
| INDIA | 17 288 | 69 466 | 3 847 | 12 485 | 2 124 | 6 746 |
| BANGLADESH | 275 | 1 264 | 38 | 233 | 20 | 125 |
| BURMA | 49 | 253 | 78 | 148 | 43 | 82 |
| THAILAND | 10 248 | 12 858 | 1 787 | 2 372 | 979 | 1 294 |
| INDONESIA | 1 451 | 3 819 | 369 | 1 222 | 205 | 655 |
| MALAYSIA | 913 | 2 950 | 347 | 1 075 | 188 | 576 |
| SINGAPORE | 2 596 | 6 539 | 1 156 | 2 581 | 638 | 1 393 |
| PHILIPPINES | 7 678 | 27 675 | 1 462 | 4 075 | 799 | 2 185 |
| P REP CHINA | 43 333 | 405 020 | 8 744 | 56 743 | 4 788 | 30 436 |
| NORTH KOREA | 51 | 20 889 | 71 | 2 143 | 39 | 1 134 |
| SOUTH KOREA | 32 474 | 97 808 | 4 855 | 11 695 | 2 673 | 6 306 |
| JAPAN | 25 003 | 69 094 | 6 290 | 16 270 | 3 461 | 8 784 |
| TAIWAN | 12 483 | 43 797 | 1 329 | 5 020 | 730 | 2 689 |
| HONG KONG | 159 | 489 | 65 | 146 | 34 | 77 |
| AUSTRALIA | 3 937 | 16 452 | 1 157 | 3 444 | 638 | 1 857 |
| NEW ZEALAND | 3 191 | 6 539 | 207 | 878 | 170 | 473 |
| 513 ORGANIC ACIDS,ETC | | | | | | |
| IMPORTS | 920 028 | 2 807 065 | 188 016 | 532 225 | 103 448 | 286 820 |
| FRANCE | 276 864 | 835 456 | 53 032 | 144 694 | 29 187 | 78 007 |
| BELGIUM LUX | 150 895 | 473 931 | 28 491 | 78 164 | 15 679 | 42 155 |
| NETHERLANDS | 249 968 | 738 128 | 40 229 | 110 318 | 22 130 | 59 469 |
| ITALY | 64 587 | 198 875 | 13 221 | 38 705 | 7 271 | 20 857 |
| UNTD KINGDOM | 66 073 | 209 211 | 15 916 | 48 942 | 8 754 | 26 324 |
| IRISH REP | 6 417 | 20 621 | 2 767 | 8 853 | 1 522 | 4 774 |
| DENMARK | 5 531 | 16 212 | 1 574 | 4 238 | 866 | 2 280 |
| NORWAY | 484 | 2 002 | 210 | 724 | 116 | 389 |
| SWEDEN | 7 576 | 23 944 | 2 620 | 7 311 | 1 447 | 3 945 |
| FINLAND | 990 | 6 102 | 168 | 767 | 92 | 410 |
| SWITZERLAND | 8 397 | 31 020 | 7 905 | 25 832 | 4 354 | 13 928 |
| AUSTRIA | 12 907 | 47 003 | 3 290 | 11 885 | 1 812 | 6 391 |
| SPAIN | 6 648 | 23 183 | 1 783 | 4 880 | 978 | 2 636 |
| YUGOSLAVIA | 2 000 | 2 000 | 330 | 330 | 181 | 181 |
| TURKEY | 400 | 3 000 | 78 | 577 | 43 | 308 |
| USSR | 1 895 | 4 442 | 196 | 509 | 109 | 272 |
| POLAND | 986 | 4 618 | 295 | 874 | 161 | 470 |
| CZECHOSLOVA | 3 881 | 10 306 | 791 | 1 831 | 435 | 988 |
| HUNGARY | 400 | 1 166 | 76 | 319 | 43 | 174 |
| RUMANIA | 1 254 | 4 983 | 262 | 1 028 | 143 | 549 |
| USA | 43 191 | 122 211 | 10 452 | 26 546 | 5 743 | 14 309 |
| CANADA | 1 269 | 4 363 | 185 | 785 | 102 | 420 |
| MEXICO | 42 | 130 | 1 343 | 4 097 | 735 | 2 203 |
| EL SALVADOR | | 11 | | 207 | | 111 |
| BRAZIL | 2 310 | 4 510 | 472 | 910 | 259 | 493 |
| ARGENTINA | 118 | 316 | 110 | 169 | 62 | 93 |
| ISRAEL | 1 050 | 2 607 | 256 | 639 | 142 | 345 |
| P REP CHINA | 945 | 3 381 | 238 | 667 | 129 | 358 |
| JAPAN | 2 629 | 12 202 | 1 677 | 7 171 | 926 | 3 846 |
| TAIWAN | 250 | 880 | 26 | 102 | 14 | 54 |
| NEW ZEALAND | | 11 | | 58 | | 31 |
| EXPORTS | 2 705 558 | 8 208 489 | 528 863 | 1 453 649 | 291 174 | 784 076 |
| FRANCE | 224 877 | 775 639 | 43 562 | 143 755 | 24 041 | 77 454 |
| BELGIUM LUX | 165 122 | 556 947 | 25 337 | 78 737 | 13 956 | 42 395 |
| NETHERLANDS | 420 279 | 1 263 470 | 74 475 | 200 058 | 41 000 | 107 937 |
| ITALY | 281 595 | 904 676 | 53 441 | 156 384 | 29 449 | 84 324 |
| UNTD KINGDOM | 197 258 | 573 106 | 42 496 | 108 462 | 23 389 | 58 482 |
| IRISH REP | 12 516 | 33 654 | 2 861 | 6 238 | 1 575 | 3 382 |

6 IMPORTS AND EXPORTS (SPECIAL TRADE) BY GROUPS OF THE SITC AND BY COUNTRIES OF PRODUCTION AND CONSUMPTION 1979

| GROUP COUNTRY | DT = 100 KG | | 1 000 DM | | 1 000 \$ | |
|------------------|-------------|----------|-----------|----------|-----------|----------|
| | JULY/SEPT | JAN/SEPT | JULY/SEPT | JAN/SEPT | JULY/SEPT | JAN/SEPT |
| DENMARK | 44 308 | 134 063 | 9 090 | 24 816 | 5 003 | 13 406 |
| ICELAND | 525 | 2 997 | 169 | 802 | 92 | 428 |
| NORWAY | 68 368 | 188 768 | 5 521 | 17 609 | 3 029 | 9 459 |
| SWEDEN | 57 681 | 189 784 | 13 724 | 37 597 | 7 573 | 20 274 |
| FINLAND | 18 001 | 69 781 | 3 336 | 9 979 | 1 842 | 5 396 |
| SWITZERLAND | 107 481 | 357 206 | 23 572 | 71 804 | 12 970 | 38 716 |
| AUSTRIA | 60 705 | 171 487 | 12 957 | 34 109 | 7 133 | 18 420 |
| PORTUGAL | 19 294 | 59 723 | 3 786 | 10 798 | 2 076 | 5 807 |
| SPAIN | 74 288 | 222 422 | 13 720 | 38 182 | 7 562 | 20 612 |
| MALTA | 168 | 300 | 41 | 83 | 22 | 45 |
| YUGOSLAVIA | 34 997 | 133 593 | 7 390 | 24 493 | 4 079 | 13 186 |
| GREECE | 24 191 | 85 195 | 4 961 | 14 185 | 2 738 | 7 666 |
| TURKEY | 22 182 | 62 032 | 4 232 | 11 264 | 2 329 | 6 077 |
| USSR | 91 579 | 171 796 | 19 431 | 33 762 | 10 670 | 18 295 |
| POLAND | 25 761 | 50 214 | 6 397 | 11 924 | 3 524 | 6 470 |
| CZECHOSLOVAKIA | 56 964 | 147 393 | 11 557 | 27 154 | 6 358 | 14 667 |
| HUNGARY | 35 286 | 71 664 | 6 602 | 13 005 | 3 633 | 7 070 |
| RUMANIA | 44 367 | 61 070 | 7 863 | 11 340 | 4 324 | 6 169 |
| BULGARIA | 14 095 | 27 500 | 2 737 | 5 821 | 1 501 | 3 134 |
| ALBANIA | 469 | 473 | 262 | 273 | 143 | 147 |
| CANARY IS | 171 | 541 | 49 | 157 | 26 | 82 |
| MOROCCO | 17 837 | 26 067 | 3 437 | 4 846 | 1 894 | 2 650 |
| ALGERIA | 23 777 | 47 828 | 5 122 | 9 729 | 2 821 | 5 267 |
| TUNISIA | 1 186 | 4 320 | 281 | 867 | 156 | 465 |
| LIBYA | 21 | 79 | 34 | 79 | 19 | 45 |
| EGYPT | 4 277 | 22 637 | 890 | 3 483 | 491 | 1 875 |
| SUDAN | 161 | 732 | 97 | 296 | 54 | 164 |
| SENEGAL | 21 | 2 555 | 4 | 358 | 3 | 191 |
| LIBERIA | 201 | 1 970 | 23 | 181 | 12 | 97 |
| IVORY COAST | 1 524 | 3 911 | 331 | 721 | 182 | 386 |
| GHANA | 52 | 180 | 8 | 80 | 4 | 43 |
| NIGERIA | 16 637 | 26 250 | 3 961 | 5 881 | 2 182 | 3 200 |
| CAMEROON | 450 | 3 422 | 50 | 509 | 27 | 270 |
| ZAIRE | 181 | 398 | 49 | 87 | 26 | 47 |
| ANGOLA | 1 707 | 5 029 | 438 | 1 203 | 240 | 649 |
| ETHIOPIA | 3 469 | 5 977 | 619 | 984 | 341 | 534 |
| KENYA | 1 477 | 3 528 | 394 | 838 | 218 | 451 |
| TANZANIA | 163 | 1 648 | 33 | 340 | 19 | 181 |
| MADAGASCAR | 380 | 618 | 63 | 102 | 35 | 57 |
| ZAMBIA | 96 | 357 | 28 | 72 | 16 | 38 |
| REP S AFRICA | 5 407 | 21 394 | 1 754 | 5 622 | 973 | 3 034 |
| USA | 46 254 | 168 893 | 15 906 | 63 524 | 8 748 | 34 211 |
| CANADA | 2 214 | 12 980 | 722 | 6 977 | 396 | 3 749 |
| MEXICO | 5 230 | 15 738 | 1 177 | 3 680 | 641 | 1 974 |
| GUATEMALA | 433 | 1 050 | 130 | 355 | 72 | 191 |
| REP HONDURAS | 221 | 499 | 101 | 158 | 55 | 85 |
| EL SALVADOR | 279 | 2 262 | 261 | 1 169 | 145 | 622 |
| NICARAGUA | | 9 104 | | 1 033 | | 552 |
| COSTA RICA | 1 551 | 4 242 | 329 | 726 | 183 | 389 |
| PANAM EX CZ | 70 | 388 | 29 | 105 | 14 | 53 |
| CUBA | 2 283 | 9 420 | 591 | 3 396 | 324 | 1 809 |
| DOMINIC REP | 106 | 502 | 34 | 159 | 19 | 82 |
| TRINIDAD TOB | 61 | 393 | 13 | 112 | 7 | 58 |
| COLOMBIA | 25 253 | 53 724 | 4 507 | 9 722 | 2 481 | 5 250 |
| VENEZUELA | 5 086 | 12 242 | 1 371 | 3 761 | 755 | 2 036 |
| ECUADOR | 354 | 763 | 153 | 413 | 84 | 226 |
| PERU | 4 146 | 5 830 | 987 | 1 612 | 545 | 880 |
| BRAZIL | 29 897 | 73 322 | 6 020 | 14 284 | 3 313 | 7 720 |
| CHILE | 2 985 | 11 169 | 1 602 | 4 003 | 879 | 2 156 |
| BOLIVIA | 380 | 878 | 56 | 190 | 31 | 102 |
| PARAGUAY | 296 | 524 | 53 | 115 | 30 | 63 |
| URUGUAY | 1 450 | 6 275 | 255 | 933 | 136 | 495 |
| ARGENTINA | 23 302 | 93 337 | 4 706 | 14 737 | 2 576 | 7 938 |
| CYPRUS | 740 | 1 422 | 162 | 304 | 89 | 161 |
| LEBANON | 1 139 | 2 521 | 248 | 634 | 136 | 341 |
| SYRIA | 567 | 4 215 | 158 | 796 | 85 | 424 |
| IRAQ | 9 649 | 13 961 | 1 692 | 2 250 | 937 | 1 234 |
| IRAN | 9 108 | 11 073 | 2 150 | 3 124 | 1 185 | 1 698 |
| ISRAEL | 9 088 | 31 308 | 2 094 | 6 713 | 1 147 | 3 602 |
| JORDAN | 1 020 | 4 177 | 185 | 676 | 102 | 362 |
| SAUDI ARABIA | 306 | 883 | 116 | 421 | 62 | 220 |
| KUWAIT | 38 | 515 | 12 | 214 | 7 | 114 |
| ARAB EMIRAT | 219 | 458 | 79 | 194 | 44 | 105 |
| AFGHANISTAN | 264 | 457 | 89 | 198 | 51 | 108 |
| PAKISTAN | 4 701 | 23 262 | 1 146 | 4 283 | 633 | 2 314 |
| INDIA | 31 596 | 74 648 | 5 462 | 11 877 | 3 004 | 6 424 |
| BANGLADESH | 3 725 | 7 199 | 775 | 1 452 | 428 | 787 |
| SRI LANKA | 2 058 | 5 425 | 178 | 687 | 98 | 366 |
| BURMA | 146 | 414 | 20 | 102 | 11 | 54 |
| THAILAND | 20 816 | 178 671 | 3 516 | 21 461 | 1 930 | 11 470 |
| VIETNAM | | 700 | | 168 | | 91 |
| INDONESIA | 30 168 | 80 386 | 5 472 | 10 807 | 3 015 | 5 861 |
| MALAYSIA | 10 753 | 29 793 | 1 625 | 3 913 | 896 | 2 114 |
| SINGAPORE | 17 745 | 61 206 | 2 942 | 8 321 | 1 618 | 4 492 |
| PHILIPPINES | 7 001 | 31 702 | 1 616 | 5 633 | 889 | 3 024 |
| P REP CHINA | 28 | 124 366 | 16 | 10 227 | 8 | 5 477 |
| NORTH KOREA | 439 | 580 | 81 | 107 | 44 | 58 |
| SOUTH KOREA | 16 547 | 75 608 | 3 194 | 12 263 | 1 756 | 6 584 |
| JAPAN | 26 262 | 58 711 | 5 679 | 16 423 | 3 129 | 8 845 |
| TAIWAN | 139 064 | 324 578 | 25 975 | 48 953 | 14 293 | 26 516 |
| HONG KONG | 13 542 | 46 136 | 2 600 | 7 396 | 1 427 | 3 965 |
| AUSTRALIA | 16 727 | 28 202 | 4 238 | 11 648 | 2 329 | 6 304 |

6 IMPORTS AND EXPORTS (SPECIAL TRADE) BY GROUPS OF THE SITC AND BY COUNTRIES OF PRODUCTION AND CONSUMPTION 1979

| GROUP COUNTRY | DT = 100 KG | | 1 000 DM | | 1 000 \$ | |
|-------------------------------|-------------|-----------|-----------|-----------|-----------|----------|
| | JULY/SEPT | JAN/SEPT | JULY/SEPT | JAN/SEPT | JULY/SEPT | JAN/SEPT |
| NEW ZEALAND | 4 225 | 6 677 | 971 | 1 652 | 536 | 897 |
| 514 NITROGEN-FUNCTN COMPOUNDS | | | | | | |
| IMPORTS | 762 205 | 2 120 911 | 284 746 | 847 939 | 156 621 | 456 675 |
| FRANCE | 208 529 | 641 977 | 73 641 | 215 722 | 40 551 | 116 283 |
| BELGIUM LUX | 98 967 | 296 926 | 23 982 | 76 057 | 13 198 | 40 939 |
| NETHERLANDS | 129 313 | 322 437 | 19 887 | 50 069 | 10 951 | 27 034 |
| ITALY | 31 794 | 105 611 | 14 444 | 45 769 | 7 974 | 24 696 |
| UNITED KINGDOM | 119 901 | 169 088 | 80 452 | 212 553 | 44 175 | 114 497 |
| IRISH REP | 1 | 160 | 287 | 396 | 161 | 218 |
| DENMARK | 857 | 1 934 | 577 | 1 816 | 318 | 974 |
| NORWAY | 1 551 | 4 493 | 197 | 707 | 109 | 381 |
| SWEDEN | 2 729 | 6 025 | 1 256 | 3 394 | 689 | 1 830 |
| FINLAND | 833 | 1 138 | 496 | 1 200 | 274 | 647 |
| SWITZERLAND | 10 284 | 30 372 | 16 669 | 80 028 | 9 163 | 42 886 |
| AUSTRIA | 90 105 | 352 296 | 12 146 | 39 575 | 6 682 | 21 332 |
| PORTUGAL | 417 | 1 517 | 33 | 119 | 18 | 64 |
| SPAIN | 1 070 | 3 711 | 4 229 | 8 354 | 2 320 | 4 533 |
| YUGOSLAVIA | 2 836 | 4 734 | 414 | 1 102 | 229 | 595 |
| USSR | 166 | 974 | 44 | 409 | 25 | 218 |
| POLAND | 19 291 | 46 791 | 2 064 | 4 710 | 1 135 | 2 544 |
| CZECHOSLOVAKIA | 2 499 | 9 715 | 748 | 2 403 | 408 | 1 288 |
| HUNGARY | 1 796 | 4 002 | 3 039 | 7 445 | 1 675 | 4 028 |
| ROMANIA | 1 185 | 3 188 | 149 | 354 | 81 | 191 |
| BULGARIA | 198 | 218 | 62 | 71 | 34 | 39 |
| USA | 20 780 | 59 110 | 14 226 | 43 265 | 7 814 | 23 236 |
| CANADA | 2 386 | 6 515 | 384 | 1 017 | 210 | 547 |
| MEXICO | 50 | 900 | 78 | 554 | 43 | 297 |
| BRAZIL | 943 | 3 294 | 318 | 924 | 176 | 500 |
| ARGENTINA | 3 | 3 | 73 | 73 | 40 | 40 |
| ISRAEL | 779 | 1 699 | 113 | 289 | 62 | 153 |
| INDIA | 5 | 1 021 | 6 | 782 | 3 | 417 |
| P. REP. CHINA | 443 | 1 511 | 393 | 896 | 214 | 485 |
| SOUTH KOREA | 2 062 | 6 693 | 1 509 | 5 302 | 830 | 2 848 |
| JAPAN | 9 567 | 30 518 | 12 229 | 41 258 | 6 730 | 22 221 |
| TAIWAN | 840 | 2 280 | 565 | 1 225 | 309 | 659 |
| HONG KONG | 20 | 52 | 30 | 92 | 17 | 50 |
| EXPORTS | 1 141 124 | 3 914 622 | 625 348 | 1 734 510 | 343 876 | 935 662 |
| FRANCE | 123 250 | 413 863 | 42 231 | 144 337 | 23 302 | 77 804 |
| BELGIUM LUX | 156 885 | 601 611 | 32 740 | 116 705 | 18 024 | 62 835 |
| NETHERLANDS | 103 694 | 456 149 | 131 916 | 254 894 | 72 348 | 137 994 |
| ITALY | 85 678 | 337 563 | 35 512 | 123 267 | 19 558 | 66 359 |
| UNITED KINGDOM | 62 484 | 190 775 | 40 958 | 98 568 | 22 510 | 53 209 |
| IRISH REP | 3 946 | 9 983 | 1 916 | 5 064 | 1 555 | 2 729 |
| DENMARK | 18 792 | 56 937 | 5 641 | 15 667 | 3 106 | 8 462 |
| NORWAY | 3 901 | 11 208 | 1 506 | 4 193 | 826 | 2 257 |
| SWEDEN | 19 988 | 53 464 | 7 091 | 19 040 | 3 912 | 10 282 |
| FINLAND | 6 009 | 19 870 | 2 544 | 7 280 | 1 401 | 3 931 |
| SWITZERLAND | 90 939 | 266 446 | 59 682 | 156 790 | 32 828 | 84 657 |
| AUSTRIA | 17 657 | 68 034 | 7 474 | 24 674 | 4 110 | 13 277 |
| PORTUGAL | 2 491 | 9 792 | 3 237 | 9 527 | 1 776 | 5 129 |
| SPAIN | 29 212 | 128 331 | 15 367 | 52 001 | 8 458 | 28 013 |
| MALTA | 207 | 233 | 76 | 94 | 40 | 50 |
| YUGOSLAVIA | 14 597 | 60 487 | 7 305 | 27 306 | 4 021 | 14 677 |
| GREECE | 9 625 | 21 277 | 3 681 | 9 326 | 2 035 | 5 034 |
| TURKEY | 5 828 | 31 624 | 2 589 | 12 146 | 1 432 | 6 532 |
| USSR | 31 866 | 98 806 | 13 340 | 39 317 | 7 333 | 21 161 |
| POLAND | 14 062 | 40 841 | 5 850 | 17 659 | 3 223 | 9 527 |
| CZECHOSLOVAKIA | 7 590 | 29 030 | 4 276 | 17 365 | 2 348 | 9 331 |
| HUNGARY | 13 190 | 45 921 | 9 317 | 29 150 | 5 128 | 15 759 |
| ROMANIA | 4 326 | 11 262 | 1 793 | 5 935 | 986 | 3 202 |
| BULGARIA | 4 081 | 8 174 | 935 | 3 521 | 508 | 1 889 |
| ALBANIA | 24 | 428 | 32 | 166 | 17 | 89 |
| MOROCCO | 2 714 | 4 401 | 907 | 1 462 | 496 | 790 |
| ALGERIA | 1 954 | 4 103 | 816 | 1 498 | 448 | 813 |
| TUNISIA | 29 | 734 | 13 | 283 | 8 | 147 |
| LIBYA | 728 | 3 001 | 148 | 1 113 | 83 | 596 |
| EGYPT | 2 886 | 7 729 | 1 962 | 3 843 | 1 076 | 2 076 |
| SUDAN | 53 | 128 | 41 | 134 | 22 | 70 |
| NIGER | 55 | 133 | 126 | 293 | 69 | 159 |
| CHAD | 63 | 256 | 107 | 398 | 59 | 215 |
| SENEGAL | 247 | 694 | 196 | 775 | 108 | 419 |
| IVORY COAST | 218 | 1 037 | 274 | 1 278 | 149 | 686 |
| GHANA | 89 | 432 | 155 | 431 | 85 | 233 |
| TOGO | | 273 | | 530 | | 281 |
| NIGERIA | 2 553 | 5 890 | 5 575 | 11 824 | 3 068 | 6 376 |
| CAMEROON | 263 | 1 336 | 470 | 2 054 | 260 | 1 104 |
| GABON | 13 | 132 | 31 | 236 | 16 | 125 |
| CONGO | 78 | 236 | 210 | 560 | 114 | 302 |
| ZAIRE | 717 | 1 252 | 467 | 925 | 258 | 501 |
| ANGOLA | 1 194 | 1 364 | 411 | 714 | 225 | 386 |
| ETHIOPIA | 339 | 1 120 | 598 | 1 255 | 330 | 679 |
| SOMALIA | | 45 | | 277 | | 147 |
| KENYA | 308 | 1 774 | 183 | 657 | 101 | 354 |
| UGANDA | 22 | 79 | 299 | 425 | 167 | 236 |
| TANZANIA | 297 | 850 | 423 | 1 355 | 233 | 726 |
| MOZAMBIQUE | 12 | 192 | 30 | 247 | 16 | 132 |
| MADAGASCAR | 141 | 361 | 261 | 618 | 142 | 332 |

6 IMPORTS AND EXPORTS (SPECIAL TRADE) BY GROUPS OF THE SITC AND BY COUNTRIES OF PRODUCTION AND CONSUMPTION 1979

| GROUP COUNTRY | DT = 100 KG | | 1 000 DM | | 1 000 \$ | |
|------------------|-------------|----------|-----------|----------|-----------|----------|
| | JULY/SEPT | JAN/SEPT | JULY/SEPT | JAN/SEPT | JULY/SEPT | JAN/SEPT |
| REUNION | 538 | 870 | 229 | 370 | 125 | 199 |
| MAURITIUS | | 513 | | 99 | | 51 |
| ZAMBIA | 166 | 254 | 149 | 372 | 83 | 203 |
| MALAWI | 247 | 567 | 102 | 240 | 55 | 129 |
| REP S AFRICA | 15 307 | 34 859 | 6 736 | 15 851 | 3 705 | 8 568 |
| USA | 63 570 | 207 557 | 45 569 | 146 975 | 25 063 | 79 145 |
| CANADA | 2 998 | 17 601 | 1 661 | 11 538 | 912 | 6 214 |
| MEXICO | 12 786 | 30 800 | 9 936 | 23 533 | 5 458 | 12 731 |
| GUATEMALA | 806 | 1 423 | 397 | 727 | 218 | 394 |
| REP HONDURAS | 27 | 475 | 41 | 224 | 23 | 117 |
| EL SALVADOR | 1 441 | 2 057 | 1 468 | 2 828 | 804 | 1 532 |
| NICARAGUA | | 22 | | 63 | | 32 |
| COSTA RICA | 555 | 1 083 | 156 | 279 | 87 | 150 |
| PANAM EX CZ | 219 | 235 | 76 | 111 | 41 | 59 |
| CUBA | 294 | 693 | 228 | 524 | 127 | 282 |
| DOMINIC REP | 550 | 819 | 127 | 225 | 69 | 122 |
| BARBADOS | 33 | 119 | 21 | 231 | 11 | 122 |
| NETH ANTILL | 189 | 191 | 60 | 67 | 33 | 37 |
| COLOMBIA | 5 354 | 18 288 | 2 292 | 9 086 | 1 264 | 4 870 |
| VENEZUELA | 10 412 | 23 457 | 5 036 | 11 114 | 2 769 | 6 008 |
| ECUADOR | 1 629 | 3 123 | 701 | 1 550 | 385 | 836 |
| PERU | 1 405 | 2 803 | 883 | 2 144 | 487 | 1 156 |
| BRAZIL | 28 123 | 96 591 | 20 398 | 53 205 | 11 234 | 28 775 |
| CHILE | 2 223 | 3 747 | 850 | 1 859 | 469 | 1 013 |
| BOLIVIA | 61 | 197 | 36 | 100 | 19 | 53 |
| PARAGUAY | 714 | 1 529 | 219 | 473 | 122 | 255 |
| URUGUAY | 1 312 | 2 101 | 541 | 1 150 | 299 | 626 |
| ARGENTINA | 13 715 | 33 354 | 10 722 | 23 481 | 5 906 | 12 698 |
| CYPRUS | 152 | 925 | 50 | 230 | 28 | 123 |
| LEBANON | 643 | 3 215 | 204 | 737 | 113 | 400 |
| SYRIA | 676 | 7 698 | 321 | 1 794 | 178 | 964 |
| IRAQ | 6 193 | 17 821 | 1 791 | 4 364 | 982 | 2 359 |
| IRAN | 8 674 | 11 941 | 3 570 | 5 202 | 1 978 | 2 840 |
| ISRAEL | 11 498 | 31 296 | 3 809 | 13 787 | 2 095 | 7 430 |
| JORDAN | 1 385 | 5 457 | 473 | 1 353 | 262 | 731 |
| SAUDI ARABIA | 802 | 7 437 | 145 | 1 439 | 79 | 767 |
| KUWAIT | 19 | 1 712 | 19 | 447 | 12 | 236 |
| BAHRAIN | 204 | 542 | 63 | 139 | 34 | 74 |
| QATAR | | 301 | | 66 | | 35 |
| ARAB EMIRAT | 213 | 1 219 | 86 | 542 | 48 | 294 |
| NORTH YEMEN | 5 | 4 505 | 17 | 1 022 | 9 | 545 |
| AFGHANISTAN | 135 | 973 | 51 | 1 043 | 29 | 555 |
| PAKISTAN | 1 270 | 3 840 | 555 | 1 456 | 305 | 787 |
| INDIA | 8 959 | 26 973 | 5 938 | 18 575 | 3 274 | 10 023 |
| BANGLADESH | 437 | 713 | 420 | 844 | 232 | 455 |
| SRI LANKA | 61 | 467 | 47 | 461 | 25 | 244 |
| BURMA | 93 | 270 | 142 | 391 | 78 | 211 |
| THAILAND | 2 579 | 9 520 | 2 155 | 6 110 | 1 180 | 3 291 |
| INDONESIA | 4 372 | 14 087 | 3 663 | 10 973 | 2 011 | 5 903 |
| MALAYSIA | 2 292 | 7 289 | 946 | 2 425 | 519 | 1 308 |
| SINGAPORE | 1 248 | 6 881 | 419 | 1 824 | 228 | 973 |
| PHILIPPINES | 3 039 | 12 182 | 1 171 | 4 059 | 639 | 2 180 |
| P REP CHINA | 7 898 | 61 788 | 3 597 | 20 788 | 1 972 | 11 169 |
| SOUTH KOREA | 7 009 | 19 273 | 3 945 | 10 634 | 2 171 | 5 723 |
| JAPAN | 37 818 | 99 726 | 22 249 | 59 210 | 12 221 | 31 947 |
| TAIWAN | 6 111 | 18 388 | 3 122 | 9 605 | 1 715 | 5 160 |
| HONG KONG | 4 149 | 11 056 | 2 126 | 6 002 | 1 166 | 3 229 |
| AUSTRALIA | 9 865 | 28 871 | 4 473 | 12 194 | 2 465 | 6 599 |
| NEW ZEALAND | 941 | 2 641 | 298 | 857 | 166 | 469 |

515 ORG-INORG COMPOUNDS ETC

| IMPORTS | 309 854 | 1 008 370 | 203 539 | 655 178 | 112 020 | 352 913 |
|--------------|---------|-----------|---------|---------|---------|---------|
| FRANCE | 45 421 | 148 208 | 26 100 | 87 696 | 14 357 | 47 231 |
| BELGIUM LUX | 141 767 | 488 596 | 47 318 | 154 641 | 26 052 | 83 243 |
| NETHERLANDS | 45 654 | 130 031 | 12 304 | 37 803 | 6 773 | 20 367 |
| ITALY | 14 315 | 45 993 | 9 462 | 27 760 | 5 200 | 14 946 |
| UNTD KINGDOM | 8 845 | 29 023 | 13 798 | 44 719 | 7 590 | 24 102 |
| IRISH REP | 1 628 | 5 243 | 7 240 | 19 158 | 4 002 | 10 358 |
| DENMARK | 1 682 | 5 961 | 1 723 | 5 661 | 949 | 3 052 |
| SWEDEN | 599 | 2 810 | 648 | 2 627 | 357 | 1 406 |
| FINLAND | 170 | 374 | 356 | 687 | 195 | 373 |
| SWITZERLAND | 4 967 | 16 281 | 38 663 | 130 613 | 21 272 | 70 350 |
| AUSTRIA | 7 463 | 14 350 | 1 194 | 2 493 | 660 | 1 353 |
| SPAIN | 1 265 | 5 180 | 2 270 | 7 917 | 1 247 | 4 250 |
| YUGOSLAVIA | 2 646 | 5 682 | 887 | 3 023 | 488 | 1 628 |
| USSR | 441 | 705 | 570 | 923 | 313 | 499 |
| POLAND | 181 | 1 676 | 251 | 1 484 | 139 | 799 |
| CZECHOSLOVA | 259 | 948 | 263 | 824 | 147 | 446 |
| HUNGARY | 2 728 | 8 695 | 6 042 | 12 351 | 3 311 | 6 665 |
| RUMANIA | 626 | 6 696 | 523 | 2 279 | 286 | 1 223 |
| BULGARIA | 91 | 726 | 145 | 826 | 81 | 446 |
| EGYPT | 72 | 522 | 205 | 1 312 | 113 | 707 |
| REP S AFRICA | | 312 | | 290 | | 157 |
| USA | 15 577 | 45 322 | 15 670 | 53 123 | 8 618 | 28 621 |
| CANADA | 1 | 334 | 45 | 948 | 24 | 501 |
| MEXICO | 31 | 167 | 46 | 262 | 26 | 142 |
| ISRAEL | 341 | 2 009 | 441 | 2 626 | 242 | 1 411 |
| AFGHANISTAN | | 55 | | 143 | | 76 |
| PAKISTAN | | 63 | | 144 | | 77 |
| INDIA | 196 | 659 | 370 | 1 775 | 203 | 953 |

6 IMPORTS AND EXPORTS (SPECIAL TRADE) BY GROUPS OF THE SITC AND BY COUNTRIES OF PRODUCTION AND CONSUMPTION 1979

| GROUP COUNTRY | DT = 100 KG | | 1 000 DM | | 1 000 \$ | |
|------------------|-------------|-----------|-----------|-----------|-----------|----------|
| | JULY/SEPT | JAN/SEPT | JULY/SEPT | JAN/SEPT | JULY/SEPT | JAN/SEPT |
| P REP CHINA | 1 240 | 6 869 | 2 457 | 8 302 | 1 353 | 4 472 |
| SOUTH KOREA | 1 107 | 6 196 | 343 | 1 499 | 187 | 801 |
| JAPAN | 10 078 | 28 127 | 13 770 | 40 421 | 7 593 | 21 794 |
| TAIWAN | 359 | 434 | 112 | 412 | 62 | 223 |
| HONG KONG | 100 | 113 | 269 | 305 | 150 | 170 |
| EXPORTS | 529 870 | 1 585 423 | 428 946 | 1 342 801 | 236 192 | 723 479 |
| FRANCE | 37 073 | 129 191 | 37 152 | 125 387 | 20 469 | 67 573 |
| BELGIUM LUX | 20 193 | 62 048 | 9 242 | 32 950 | 5 095 | 17 742 |
| NETHERLANDS | 53 203 | 151 523 | 25 435 | 100 803 | 13 991 | 53 939 |
| ITALY | 71 427 | 240 431 | 43 946 | 162 605 | 24 231 | 87 480 |
| UNTD KINGDOM | 21 658 | 65 080 | 27 040 | 74 926 | 14 883 | 40 463 |
| IRISH REP | 1 532 | 5 214 | 3 309 | 8 311 | 1 816 | 4 490 |
| DENMARK | 2 985 | 8 910 | 3 310 | 8 361 | 1 821 | 4 516 |
| ICELAND | 5 | 1 086 | 10 | 503 | 6 | 267 |
| NORWAY | 1 088 | 3 389 | 1 367 | 3 549 | 756 | 1 924 |
| SWEDEN | 3 329 | 13 232 | 2 218 | 9 240 | 1 224 | 4 964 |
| FINLAND | 1 348 | 6 090 | 2 084 | 5 952 | 1 144 | 3 209 |
| SWITZERLAND | 78 439 | 240 164 | 42 335 | 118 775 | 23 302 | 64 072 |
| AUSTRIA | 11 467 | 31 887 | 6 408 | 21 896 | 3 535 | 11 803 |
| PORTUGAL | 2 830 | 6 533 | 4 108 | 11 135 | 2 270 | 6 012 |
| SPAIN | 17 683 | 40 933 | 16 091 | 48 993 | 8 858 | 26 415 |
| MALTA | 26 | 86 | 17 | 54 | 11 | 31 |
| YUGOSLAVIA | 14 599 | 35 051 | 10 055 | 26 511 | 5 533 | 14 290 |
| GREECE | 1 382 | 7 177 | 2 491 | 10 571 | 1 370 | 5 691 |
| TURKEY | 784 | 4 269 | 1 998 | 8 842 | 1 099 | 4 746 |
| USSR | 15 509 | 23 445 | 5 074 | 11 322 | 2 790 | 6 105 |
| POLAND | 13 154 | 20 497 | 8 828 | 16 239 | 4 853 | 8 814 |
| CZECHOSLOVA | 11 857 | 36 069 | 5 007 | 17 028 | 2 754 | 9 168 |
| HUNGARY | 5 974 | 14 690 | 4 010 | 9 943 | 2 211 | 5 391 |
| RUMANIA | 5 776 | 16 552 | 1 366 | 8 160 | 753 | 4 396 |
| BULGARIA | 18 | 699 | 274 | 1 500 | 149 | 810 |
| MOROCCO | 704 | 1 922 | 891 | 2 644 | 491 | 1 427 |
| ALGERIA | 631 | 1 855 | 193 | 729 | 105 | 390 |
| TUNISIA | 12 | 176 | 19 | 104 | 9 | 52 |
| LIBYA | 238 | 357 | 224 | 429 | 124 | 235 |
| EGYPT | 354 | 2 120 | 915 | 4 851 | 505 | 2 607 |
| SUDAN | | 314 | | 438 | | 233 |
| SENEGAL | 12 | 56 | 44 | 71 | 24 | 39 |
| IVORY COAST | 183 | 602 | 318 | 1 236 | 174 | 662 |
| GHANA | 100 | 211 | 34 | 93 | 19 | 51 |
| NIGERIA | 1 376 | 2 248 | 630 | 1 061 | 344 | 573 |
| ZAIRE | 51 | 121 | 28 | 396 | 16 | 213 |
| ANGOLA | 256 | 332 | 389 | 503 | 213 | 275 |
| ETHIOPIA | 45 | 203 | 42 | 168 | 22 | 90 |
| KENYA | 508 | 875 | 434 | 1 212 | 240 | 652 |
| TANZANIA | 582 | 760 | 281 | 349 | 155 | 191 |
| MADAGASCAR | 174 | 449 | 129 | 260 | 70 | 140 |
| MAURITIUS | 3 | 3 | 55 | 59 | 29 | 32 |
| ZAMBIA | 429 | 7 344 | 84 | 1 467 | 47 | 781 |
| REP S AFRICA | 9 767 | 19 227 | 7 190 | 14 606 | 3 960 | 7 909 |
| USA | 40 931 | 147 806 | 36 752 | 141 396 | 20 266 | 75 978 |
| CANADA | 2 778 | 10 673 | 2 034 | 7 520 | 1 117 | 4 049 |
| MEXICO | 8 921 | 19 156 | 9 103 | 24 400 | 5 008 | 13 167 |
| GUATEMALA | 546 | 6 814 | 892 | 9 871 | 490 | 5 307 |
| EL SALVADOR | 299 | 753 | 378 | 1 129 | 209 | 610 |
| COSTA RICA | 197 | 979 | 111 | 524 | 63 | 285 |
| PANAM EX CZ | 77 | 422 | 226 | 913 | 124 | 493 |
| PANAMA C ZON | | 60 | | 180 | | 97 |
| CUBA | 3 | 224 | 183 | 534 | 100 | 286 |
| DOMINIC REP | 235 | 921 | 111 | 451 | 61 | 242 |
| NETH ANTILL | 20 | 40 | 80 | 145 | 45 | 80 |
| COLOMBIA | 854 | 4 651 | 2 380 | 7 876 | 1 310 | 4 241 |
| VENEZUELA | 1 347 | 6 447 | 3 415 | 11 049 | 1 877 | 5 953 |
| ECUADOR | 121 | 272 | 935 | 1 960 | 512 | 1 060 |
| PERU | 585 | 1 108 | 1 556 | 3 396 | 858 | 1 845 |
| BRAZIL | 15 216 | 35 405 | 21 901 | 58 527 | 12 042 | 31 575 |
| CHILE | 230 | 757 | 733 | 2 282 | 403 | 1 226 |
| BOLIVIA | 19 | 173 | 49 | 345 | 26 | 184 |
| PARAGUAY | 31 | 73 | 78 | 168 | 44 | 93 |
| URUGUAY | 253 | 638 | 770 | 2 112 | 423 | 1 144 |
| ARGENTINA | 3 566 | 9 196 | 9 616 | 21 258 | 5 286 | 11 488 |
| CYPRUS | 44 | 141 | 35 | 90 | 19 | 49 |
| LEBANON | 107 | 708 | 57 | 361 | 30 | 191 |
| SYRIA | 25 | 207 | 18 | 183 | 9 | 97 |
| IRAQ | 362 | 597 | 220 | 387 | 122 | 208 |
| IRAN | 1 220 | 1 939 | 3 216 | 4 984 | 1 772 | 2 707 |
| ISRAEL | 2 936 | 9 137 | 1 571 | 5 175 | 866 | 2 798 |
| JORDAN | 151 | 405 | 82 | 456 | 45 | 243 |
| SAUDI ARABIA | 149 | 535 | 74 | 280 | 40 | 149 |
| KUWAIT | 8 | 236 | 27 | 135 | 15 | 73 |
| AFGHANISTAN | 88 | 423 | 721 | 1 678 | 398 | 906 |
| PAKISTAN | 436 | 1 527 | 2 300 | 7 017 | 1 261 | 3 780 |
| INDIA | 2 168 | 9 392 | 2 700 | 9 662 | 1 484 | 5 198 |
| BANGLADESH | 26 | 459 | 268 | 1 589 | 148 | 847 |
| SRI LANKA | 83 | 205 | 45 | 265 | 24 | 141 |
| BURMA | 49 | 76 | 28 | 73 | 16 | 39 |
| THAILAND | 954 | 2 630 | 1 000 | 2 615 | 548 | 1 414 |
| INDONESIA | 2 044 | 6 157 | 3 239 | 11 785 | 1 777 | 6 340 |
| MALAYSIA | 980 | 3 106 | 351 | 1 226 | 182 | 660 |
| SINGAPORE | 606 | 1 515 | 336 | 1 341 | 184 | 722 |

6 IMPORTS AND EXPORTS (SPECIAL TRADE) BY GROUPS OF THE SITC AND BY COUNTRIES OF PRODUCTION AND CONSUMPTION 1979

| GROUP COUNTRY | DT = 100 KG | | 1 000 DM | | 1 000 \$ | |
|------------------|-------------|----------|-----------|----------|-----------|----------|
| | JULY/SEPT | JAN/SEPT | JULY/SEPT | JAN/SEPT | JULY/SEPT | JAN/SEPT |
| PHILIPPINES | 2 047 | 7 066 | 1 406 | 4 215 | 771 | 2 266 |
| P REP CHINA | 542 | 1 028 | 102 | 490 | 56 | 261 |
| NORTH KOREA | 300 | 362 | 129 | 162 | 71 | 89 |
| SOUTH KOREA | 1 726 | 13 710 | 2 424 | 11 180 | 1 333 | 6 027 |
| JAPAN | 21 755 | 55 895 | 31 555 | 77 086 | 17 403 | 41 770 |
| TAIWAN | 1 210 | 5 237 | 1 348 | 6 134 | 744 | 3 299 |
| HONG KONG | 801 | 2 246 | 1 139 | 2 675 | 629 | 1 448 |
| AUSTRALIA | 3 491 | 8 813 | 7 462 | 18 525 | 4 109 | 10 009 |
| NEW ZEALAND | 320 | 1 154 | 581 | 2 237 | 318 | 1 202 |
| UNID COUNTR | 24 | 66 | 36 | 105 | 20 | 55 |

516 OTHER ORGANIC CHEMICALS

| | | | | | | |
|--------------|-----------|-----------|---------|---------|---------|---------|
| IMPORTS | 828 136 | 2 653 415 | 153 701 | 454 417 | 84 611 | 245 025 |
| FRANCE | 146 030 | 452 065 | 26 256 | 73 611 | 14 449 | 39 711 |
| BELGIUM LUX | 274 605 | 1 016 393 | 40 197 | 126 928 | 22 135 | 68 443 |
| NETHERLANDS | 203 718 | 614 033 | 30 617 | 87 424 | 16 865 | 47 160 |
| ITALY | 106 203 | 248 884 | 9 975 | 26 427 | 5 494 | 14 270 |
| UNTD KINGDOM | 20 589 | 80 427 | 8 179 | 23 778 | 4 509 | 12 823 |
| IRISH REP | 18 | 78 | 81 | 278 | 45 | 151 |
| DENMARK | 4 337 | 11 878 | 4 431 | 11 203 | 2 435 | 6 051 |
| NORWAY | 1 149 | 3 227 | 1 632 | 4 889 | 898 | 2 638 |
| SWEDEN | 819 | 1 892 | 690 | 1 607 | 381 | 870 |
| FINLAND | 6 157 | 19 515 | 2 175 | 6 726 | 1 198 | 3 623 |
| SWITZERLAND | 11 838 | 34 261 | 10 645 | 31 623 | 5 855 | 17 053 |
| AUSTRIA | 23 784 | 54 658 | 943 | 2 488 | 517 | 1 337 |
| PORTUGAL | 58 | 6 473 | 75 | 333 | 41 | 178 |
| SPAIN | 5 479 | 15 943 | 1 971 | 8 497 | 1 060 | 4 560 |
| YUGOSLAVIA | 1 | 11 | 8 | 75 | 4 | 41 |
| POLAND | 3 251 | 6 106 | 286 | 505 | 155 | 272 |
| CZECHOSLOVA | 1 305 | 4 107 | 125 | 333 | 68 | 180 |
| ZAIRE | | 30 | | 263 | | 140 |
| REP S AFRICA | | | 294 | 824 | 162 | 444 |
| USA | 17 288 | 58 514 | 8 674 | 28 509 | 4 766 | 15 316 |
| CANADA | 50 | 436 | 78 | 557 | 43 | 299 |
| NETH ANTILL | | | 183 | 1 400 | 102 | 748 |
| BRAZIL | 18 | 7 371 | 17 | 868 | 9 | 461 |
| ISRAEL | 114 | 228 | 261 | 493 | 142 | 265 |
| INDIA | 1 917 | 2 928 | 1 573 | 2 600 | 864 | 1 413 |
| INDONESIA | 20 | 51 | 33 | 72 | 18 | 38 |
| P REP CHINA | 362 | 1 084 | 175 | 518 | 97 | 281 |
| JAPAN | 2 904 | 10 301 | 3 701 | 10 443 | 2 047 | 5 640 |
| TAIWAN | 2 065 | 2 396 | 389 | 1 055 | 213 | 569 |
| EXPORTS | 1 675 221 | 5 166 452 | 316 589 | 911 657 | 174 312 | 491 599 |
| FRANCE | 111 861 | 328 423 | 23 068 | 72 869 | 12 718 | 39 294 |
| BELGIUM LUX | 368 164 | 1 143 150 | 51 717 | 143 133 | 28 488 | 77 183 |
| NETHERLANDS | 495 381 | 1 542 817 | 51 695 | 146 601 | 28 447 | 79 044 |
| ITALY | 90 053 | 320 912 | 21 580 | 72 692 | 11 901 | 39 172 |
| UNTD KINGDOM | 78 446 | 290 300 | 17 249 | 55 866 | 9 498 | 30 086 |
| IRISH REP | 1 023 | 2 599 | 238 | 677 | 132 | 371 |
| DENMARK | 18 605 | 60 663 | 3 358 | 13 927 | 1 857 | 7 499 |
| NORWAY | 17 168 | 29 966 | 2 252 | 4 685 | 1 244 | 2 554 |
| SWEDEN | 75 651 | 205 068 | 10 469 | 28 321 | 5 765 | 15 272 |
| FINLAND | 2 180 | 6 857 | 997 | 3 195 | 548 | 1 718 |
| SWITZERLAND | 107 989 | 289 637 | 19 915 | 58 062 | 10 951 | 31 315 |
| AUSTRIA | 44 703 | 148 921 | 7 299 | 21 655 | 4 020 | 11 690 |
| PORTUGAL | 4 716 | 11 203 | 1 067 | 3 143 | 586 | 1 696 |
| SPAIN | 15 990 | 74 171 | 4 835 | 18 197 | 2 669 | 9 796 |
| YUGOSLAVIA | 13 465 | 54 556 | 3 246 | 12 517 | 1 787 | 6 717 |
| GREECE | 1 068 | 3 816 | 498 | 1 704 | 274 | 921 |
| TURKEY | 3 012 | 12 440 | 1 365 | 3 962 | 751 | 2 139 |
| USSR | 35 330 | 96 463 | 9 470 | 20 488 | 5 219 | 11 090 |
| POLAND | 19 358 | 47 710 | 4 435 | 10 149 | 2 434 | 5 477 |
| CZECHOSLOVA | 15 129 | 45 684 | 3 847 | 10 651 | 2 118 | 5 749 |
| HUNGARY | 14 096 | 36 032 | 3 393 | 8 306 | 1 863 | 4 486 |
| RUMANIA | 9 141 | 21 534 | 2 063 | 4 619 | 1 139 | 2 500 |
| BULGARIA | 3 246 | 7 355 | 1 199 | 2 685 | 658 | 1 453 |
| MOROCCO | 154 | 1 207 | 88 | 432 | 49 | 232 |
| ALGERIA | 234 | 1 710 | 126 | 640 | 69 | 347 |
| TUNISIA | 53 | 440 | 32 | 156 | 20 | 89 |
| LIBYA | 883 | 1 622 | 249 | 616 | 138 | 333 |
| EGYPT | 468 | 3 597 | 243 | 1 011 | 133 | 542 |
| SUDAN | 60 | 2 150 | 45 | 1 980 | 25 | 1 041 |
| SENEGAL | 57 | 379 | 77 | 264 | 42 | 145 |
| IVORY COAST | 104 | 320 | 75 | 180 | 40 | 95 |
| GHANA | 58 | 61 | 80 | 84 | 44 | 46 |
| NIGERIA | 231 | 485 | 143 | 262 | 77 | 141 |
| ANGOLA | 124 | 401 | 43 | 369 | 23 | 195 |
| ETHIOPIA | 80 | 125 | 52 | 70 | 28 | 37 |
| KENYA | 107 | 176 | 142 | 205 | 76 | 110 |
| TANZANIA | 26 | 970 | 17 | 1 088 | 10 | 589 |
| MADAGASCAR | 87 | 279 | 27 | 100 | 14 | 52 |
| ZAMBIA | 128 | 186 | 51 | 67 | 28 | 36 |
| REP S AFRICA | 4 685 | 14 640 | 3 379 | 9 493 | 1 853 | 5 096 |
| USA | 30 190 | 105 177 | 19 696 | 58 816 | 10 826 | 31 679 |
| CANADA | 267 | 924 | 262 | 850 | 144 | 462 |
| MEXICO | 19 645 | 59 206 | 3 829 | 10 501 | 2 115 | 5 682 |
| GUATEMALA | 347 | 835 | 194 | 642 | 104 | 346 |
| REP HONDURAS | | 135 | 3 | 58 | 1 | 30 |

6 IMPORTS AND EXPORTS (SPECIAL TRADE) BY GROUPS OF THE SITC AND BY COUNTRIES OF PRODUCTION AND CONSUMPTION 1979

| GROUP COUNTRY | DT = 100 KG | | 1 000 DM | | 1 000 \$ | |
|------------------|-------------|----------|-----------|----------|-----------|----------|
| | JULY/SEPT | JAN/SEPT | JULY/SEPT | JAN/SEPT | JULY/SEPT | JAN/SEPT |
| EL SALVADOR | 1 768 | 1 871 | 805 | 898 | 447 | 500 |
| NICARAGUA | | 80 | | 62 | | 33 |
| COSTA RICA | 39 | 185 | 29 | 151 | 16 | 80 |
| CUBA | 157 | 498 | 46 | 193 | 25 | 100 |
| BAHAMAS | | 100 | | 63 | | 34 |
| JAMAICA | 50 | 172 | 21 | 75 | 12 | 41 |
| TRINIDAD TOB | 3 840 | 8 939 | 306 | 648 | 171 | 354 |
| COLOMBIA | 4 046 | 5 814 | 1 680 | 2 798 | 923 | 1 515 |
| VENEZUELA | 767 | 3 726 | 504 | 1 849 | 278 | 998 |
| ECUADOR | 39 | 210 | 94 | 322 | 48 | 167 |
| PERU | 1 025 | 3 151 | 715 | 1 856 | 396 | 1 005 |
| BRAZIL | 10 647 | 20 658 | 8 236 | 14 108 | 4 553 | 7 682 |
| CHILE | 270 | 912 | 215 | 542 | 115 | 288 |
| BOLIVIA | 47 | 217 | 23 | 144 | 12 | 77 |
| PARAGUAY | 156 | 224 | 30 | 94 | 17 | 52 |
| URUGUAY | 222 | 791 | 136 | 284 | 71 | 146 |
| ARGENTINA | 6 336 | 19 857 | 4 467 | 9 774 | 2 444 | 5 270 |
| LEBANON | 67 | 184 | 58 | 142 | 29 | 75 |
| SYRIA | 652 | 3 052 | 156 | 745 | 83 | 398 |
| IRAQ | 556 | 2 344 | 196 | 475 | 106 | 254 |
| IRAN | 862 | 1 565 | 703 | 1 663 | 386 | 899 |
| ISRAEL | 3 788 | 11 464 | 2 238 | 4 856 | 1 238 | 2 623 |
| JORDAN | 8 | 118 | 15 | 135 | 7 | 71 |
| SAUDI ARABIA | 102 | 1 331 | 71 | 531 | 42 | 283 |
| KUWAIT | 153 | 458 | 62 | 192 | 35 | 106 |
| BAHRAIN | 43 | 255 | 21 | 50 | 12 | 30 |
| QATAR | 14 | 24 | 101 | 123 | 55 | 68 |
| ARAB EMIRAT | 249 | 837 | 163 | 431 | 90 | 233 |
| AFGHANISTAN | 86 | 273 | 66 | 210 | 37 | 112 |
| PAKISTAN | 653 | 2 377 | 219 | 610 | 123 | 333 |
| INDIA | 5 707 | 17 847 | 5 667 | 15 742 | 3 127 | 8 503 |
| BANGLADESH | 11 | 374 | 24 | 299 | 12 | 159 |
| SRI LANKA | 372 | 466 | 178 | 284 | 98 | 152 |
| BURMA | 127 | 302 | 38 | 216 | 22 | 118 |
| THAILAND | 678 | 1 936 | 239 | 724 | 130 | 389 |
| INDONESIA | 1 570 | 2 739 | 1 955 | 3 877 | 1 078 | 2 107 |
| MALAYSIA | 589 | 1 734 | 256 | 647 | 142 | 345 |
| SINGAPORE | 1 353 | 6 189 | 381 | 1 364 | 211 | 731 |
| PHILIPPINES | 3 147 | 6 494 | 1 188 | 3 031 | 653 | 1 635 |
| P REP CHINA | 1 | 3 419 | 24 | 1 350 | 13 | 724 |
| SOUTH KOREA | 3 727 | 6 913 | 1 948 | 5 539 | 1 077 | 3 000 |
| JAPAN | 11 331 | 32 189 | 5 014 | 16 961 | 2 760 | 9 136 |
| TAIWAN | 483 | 4 619 | 374 | 2 479 | 200 | 1 325 |
| HONG KONG | 55 | 544 | 103 | 388 | 58 | 210 |
| AUSTRALIA | 3 879 | 9 485 | 3 015 | 7 129 | 1 655 | 3 839 |
| NEW ZEALAND | 1 432 | 3 118 | 442 | 977 | 243 | 522 |

522 INORG ELEMTS,OXIDES,ETC

| IMPORTS | 3 378 422 | 10 562 443 | 245 670 | 699 211 | 135 271 | 376 881 |
|--------------|-----------|------------|---------|---------|---------|---------|
| FRANCE | 1 069 316 | 2 788 852 | 43 719 | 124 770 | 24 063 | 67 257 |
| BELGIUM LUX | 540 343 | 2 154 337 | 35 502 | 118 330 | 19 557 | 63 702 |
| NETHERLANDS | 505 645 | 1 721 580 | 52 196 | 149 662 | 28 752 | 80 715 |
| ITALY | 51 384 | 163 336 | 6 373 | 20 789 | 3 511 | 11 203 |
| UNTD KINGDOM | 32 942 | 104 245 | 8 825 | 30 878 | 4 855 | 16 593 |
| IRISH REP | 2 263 | 8 592 | 459 | 1 768 | 256 | 954 |
| DENMARK | 5 255 | 16 905 | 158 | 434 | 86 | 230 |
| NORWAY | 32 963 | 88 049 | 7 825 | 19 338 | 4 297 | 10 441 |
| SWEDEN | 31 245 | 71 404 | 1 979 | 5 256 | 1 089 | 2 832 |
| FINLAND | 960 | 6 016 | 562 | 4 593 | 308 | 2 464 |
| SWITZERLAND | 132 822 | 481 094 | 6 050 | 16 954 | 3 327 | 9 134 |
| AUSTRIA | 205 526 | 637 321 | 12 285 | 34 751 | 6 773 | 18 756 |
| PORTUGAL | 5 036 | 44 937 | 1 391 | 9 387 | 761 | 5 024 |
| SPAIN | 7 117 | 26 790 | 1 733 | 4 399 | 952 | 2 372 |
| YUGOSLAVIA | 13 096 | 33 659 | 2 755 | 5 979 | 1 514 | 3 233 |
| GREECE | 2 568 | 7 548 | 573 | 1 514 | 314 | 819 |
| TURKEY | 4 200 | 14 800 | 403 | 1 426 | 221 | 762 |
| USSR | 32 966 | 67 066 | 3 916 | 7 929 | 2 156 | 4 288 |
| POLAND | 204 996 | 822 092 | 3 733 | 14 803 | 2 052 | 7 954 |
| CZECHOSLOVA | 31 628 | 43 877 | 1 027 | 1 825 | 565 | 988 |
| HUNGARY | 22 390 | 73 382 | 1 683 | 5 228 | 925 | 2 815 |
| RUMANIA | 380 | 1 008 | 33 | 91 | 18 | 50 |
| BULGARIA | 695 | 5 457 | 594 | 1 960 | 327 | 1 052 |
| MOROCCO | 244 294 | 569 063 | 7 555 | 17 075 | 4 137 | 9 209 |
| ALGERIA | 249 | 943 | 445 | 1 228 | 246 | 663 |
| REP S AFRICA | 82 211 | 299 164 | 5 497 | 16 997 | 3 025 | 9 141 |
| USA | 34 791 | 92 841 | 14 270 | 31 646 | 7 835 | 17 093 |
| CANADA | 17 279 | 48 015 | 5 510 | 12 093 | 3 025 | 6 534 |
| MEXICO | 1 060 | 5 499 | 228 | 1 088 | 126 | 583 |
| PERU | 24 | 39 | 189 | 303 | 104 | 164 |
| BRAZIL | | 699 | | 159 | | 84 |
| CHILE | 1 047 | 2 603 | 1 324 | 3 110 | 730 | 1 685 |
| BOLIVIA | 1 000 | 1 801 | 547 | 997 | 301 | 540 |
| ARGENTINA | | 234 | | 1 037 | | 559 |
| ISRAEL | 49 951 | 126 548 | 4 012 | 9 706 | 2 210 | 5 245 |
| MALAYSIA | 83 | 203 | 175 | 199 | 96 | 109 |
| SINGAPORE | 520 | 520 | 157 | 157 | 86 | 86 |
| P REP CHINA | 274 | 1 042 | 296 | 537 | 162 | 291 |
| JAPAN | 9 721 | 30 670 | 11 564 | 20 449 | 6 329 | 11 056 |
| HONG KONG | 77 | 97 | 166 | 198 | 91 | 108 |
| FIJI | 10 | 10 | 84 | 84 | 46 | 46 |

6 IMPORTS AND EXPORTS (SPECIAL TRADE) BY GROUPS OF THE SITC AND BY COUNTRIES OF PRODUCTION AND CONSUMPTION 1979

| GROUP COUNTRY | DT = 100 KG | | 1 000 DM | | 1 000 \$ | |
|------------------|-------------|------------|-----------|-----------|-----------|----------|
| | JULY/SEPT | JAN/SEPT | JULY/SEPT | JAN/SEPT | JULY/SEPT | JAN/SEPT |
| EXPORTS | 8 448 605 | 26 618 514 | 449 484 | 1 297 268 | 247 374 | 699 198 |
| FRANCE | 957 598 | 2 803 973 | 46 726 | 141 120 | 25 732 | 76 068 |
| BELGIUM LUX | 937 006 | 2 573 148 | 28 635 | 82 991 | 15 767 | 44 736 |
| NETHERLANDS | 1 770 853 | 6 652 593 | 46 323 | 145 766 | 25 483 | 78 501 |
| ITALY | 493 513 | 1 112 684 | 30 161 | 90 299 | 16 639 | 48 752 |
| UNITD KINGDOM | 499 950 | 1 263 847 | 28 738 | 74 693 | 15 816 | 40 274 |
| IRISH REP | 4 642 | 19 562 | 449 | 1 854 | 248 | 998 |
| DENMARK | 367 833 | 1 215 262 | 28 966 | 68 198 | 15 925 | 36 685 |
| ICELAND | 482 | 1 274 | 113 | 232 | 62 | 130 |
| NORWAY | 25 646 | 79 269 | 4 055 | 12 359 | 2 236 | 6 660 |
| SWEDEN | 503 400 | 1 107 013 | 15 806 | 46 476 | 8 704 | 25 063 |
| FINLAND | 305 753 | 540 108 | 4 990 | 13 839 | 2 748 | 7 475 |
| SWITZERLAND | 88 055 | 284 052 | 12 351 | 36 132 | 6 809 | 19 493 |
| AUSTRIA | 304 326 | 851 421 | 20 286 | 57 895 | 11 155 | 31 212 |
| PORTUGAL | 17 919 | 71 148 | 3 379 | 10 163 | 1 862 | 5 471 |
| SPAIN | 288 330 | 1 268 479 | 7 703 | 27 474 | 4 241 | 14 784 |
| MALTA | 1 119 | 3 309 | 131 | 342 | 70 | 181 |
| YUGOSLAVIA | 122 267 | 321 756 | 6 483 | 19 473 | 3 569 | 10 500 |
| GREECE | 20 490 | 96 752 | 4 105 | 9 977 | 2 263 | 5 387 |
| TURKEY | 116 059 | 732 019 | 3 804 | 14 089 | 2 083 | 7 589 |
| USSR | 64 894 | 166 271 | 9 394 | 31 682 | 5 155 | 17 020 |
| POLAND | 34 234 | 102 449 | 5 669 | 14 211 | 3 116 | 7 672 |
| CZECHOSLOVA | 132 297 | 392 084 | 11 497 | 27 304 | 6 345 | 14 764 |
| HUNGARY | 38 510 | 132 225 | 4 225 | 11 872 | 2 326 | 6 421 |
| RUMANIA | 56 632 | 146 086 | 3 844 | 10 527 | 2 111 | 5 674 |
| BULGARIA | 7 217 | 18 786 | 1 320 | 3 755 | 728 | 2 023 |
| ALBANIA | 397 | 629 | 78 | 167 | 44 | 92 |
| MOROCCO | 6 442 | 19 515 | 1 019 | 2 844 | 560 | 1 539 |
| ALGERIA | 14 626 | 33 637 | 2 115 | 4 832 | 1 166 | 2 610 |
| TUNISIA | 2 839 | 7 349 | 445 | 937 | 242 | 502 |
| LIBYA | 14 057 | 36 535 | 1 218 | 2 053 | 671 | 1 114 |
| EGYPT | 46 373 | 53 859 | 2 970 | 4 456 | 1 633 | 2 423 |
| SUDAN | 9 137 | 20 893 | 634 | 1 272 | 348 | 690 |
| MALI | 217 | 5 266 | 18 | 153 | 9 | 81 |
| UPPER VOLTA | 1 675 | 4 976 | 76 | 188 | 41 | 99 |
| SENEGAL | 7 767 | 21 000 | 292 | 804 | 160 | 434 |
| SIERRA LEONE | 1 597 | 3 147 | 71 | 120 | 39 | 65 |
| LIBERIA | 687 | 2 577 | 94 | 212 | 51 | 115 |
| IVORY COAST | 3 310 | 9 642 | 224 | 541 | 121 | 288 |
| GHANA | 6 887 | 31 678 | 728 | 1 741 | 398 | 937 |
| TOGO | 1 578 | 5 001 | 97 | 289 | 53 | 156 |
| BENIN | 4 702 | 7 747 | 250 | 349 | 137 | 191 |
| NIGERIA | 25 013 | 65 150 | 1 550 | 4 416 | 853 | 2 379 |
| CAMEROON | 2 800 | 4 147 | 197 | 286 | 107 | 154 |
| GABON | 1 617 | 1 628 | 85 | 90 | 47 | 50 |
| ZAIRE | 1 345 | 6 763 | 142 | 565 | 79 | 303 |
| RWANDA | 795 | 2 476 | 39 | 136 | 21 | 72 |
| BURUNDI | 730 | 1 838 | 89 | 132 | 49 | 73 |
| ANGOLA | 1 685 | 6 171 | 208 | 522 | 115 | 281 |
| ETHIOPIA | 3 008 | 9 468 | 341 | 1 006 | 187 | 543 |
| KENYA | 5 143 | 13 303 | 593 | 1 469 | 324 | 790 |
| TANZANIA | 9 518 | 28 920 | 710 | 1 634 | 395 | 890 |
| MOZAMBIQUE | 2 170 | 7 748 | 279 | 497 | 152 | 269 |
| MADAGASCAR | 8 485 | 17 277 | 350 | 632 | 191 | 343 |
| MAURITIUS | 392 | 828 | 68 | 141 | 38 | 78 |
| ZAMBIA | 4 983 | 9 811 | 449 | 908 | 248 | 490 |
| MALAWI | 1 407 | 2 877 | 91 | 154 | 50 | 84 |
| REP S AFRICA | 182 563 | 431 422 | 6 113 | 15 590 | 3 359 | 8 409 |
| USA | 417 487 | 1 110 470 | 31 669 | 88 819 | 17 428 | 47 863 |
| CANADA | 69 146 | 885 243 | 1 605 | 11 013 | 882 | 5 900 |
| MEXICO | 4 757 | 19 787 | 1 357 | 4 276 | 743 | 2 300 |
| GUATEMALA | 1 924 | 5 592 | 285 | 876 | 156 | 474 |
| REP HONDURAS | 224 | 1 877 | 39 | 307 | 24 | 169 |
| EL SALVADOR | 1 304 | 2 988 | 142 | 376 | 78 | 201 |
| NICARAGUA | 41 | 739 | 8 | 129 | 4 | 69 |
| COSTA RICA | 1 878 | 4 766 | 238 | 650 | 131 | 346 |
| PANAM EX CZ | 1 150 | 1 552 | 102 | 205 | 55 | 111 |
| CUBA | 5 665 | 12 972 | 295 | 1 491 | 160 | 793 |
| REP HAITI | 75 | 426 | 21 | 76 | 12 | 40 |
| DOMINIC REP | 1 040 | 2 120 | 209 | 434 | 116 | 235 |
| JAMAICA | 233 | 290 | 61 | 90 | 34 | 49 |
| TRINIDAD TOB | 658 | 1 211 | 100 | 200 | 55 | 111 |
| COLOMBIA | 7 996 | 27 150 | 1 386 | 4 210 | 764 | 2 271 |
| VENEZUELA | 8 110 | 19 121 | 1 303 | 3 839 | 717 | 2 071 |
| SURINAM | 50 | 563 | 13 | 113 | 7 | 60 |
| ECUADOR | 2 145 | 5 860 | 236 | 761 | 131 | 412 |
| PERU | 11 787 | 21 126 | 855 | 1 643 | 473 | 892 |
| BRAZIL | 23 570 | 72 252 | 5 133 | 14 129 | 2 829 | 7 623 |
| CHILE | 6 921 | 12 263 | 922 | 1 803 | 501 | 961 |
| BOLIVIA | 1 062 | 3 582 | 188 | 403 | 104 | 219 |
| PARAGUAY | 262 | 2 968 | 8 | 142 | 5 | 78 |
| URUGUAY | 5 862 | 14 834 | 635 | 1 309 | 353 | 711 |
| ARGENTINA | 31 111 | 87 285 | 2 891 | 7 600 | 1 594 | 4 106 |
| CYPRUS | 241 | 925 | 39 | 103 | 21 | 56 |
| LEBANON | 962 | 7 966 | 187 | 553 | 102 | 295 |
| SYRIA | 7 460 | 9 868 | 822 | 1 341 | 446 | 721 |
| IRAQ | 6 602 | 30 254 | 710 | 1 948 | 393 | 1 046 |
| IRAN | 18 337 | 31 738 | 1 807 | 4 176 | 994 | 2 247 |
| ISRAEL | 29 171 | 72 876 | 3 101 | 8 062 | 1 706 | 4 344 |
| JORDAN | 892 | 1 792 | 81 | 238 | 46 | 130 |
| SAUDI ARABIA | 2 475 | 8 761 | 316 | 2 331 | 176 | 1 250 |

6 IMPORTS AND EXPORTS (SPECIAL TRADE) BY GROUPS OF THE SITC AND BY COUNTRIES OF PRODUCTION AND CONSUMPTION 1979

| GROUP COUNTRY | DT = 100 KG | | 1 000 DM | | 1 000 \$ | |
|------------------|-------------|----------|-----------|----------|-----------|----------|
| | JULY/SEPT | JAN/SEPT | JULY/SEPT | JAN/SEPT | JULY/SEPT | JAN/SEPT |
| KUWAIT | 7 652 | 10 601 | 1 043 | 1 683 | 574 | 913 |
| BAHRAIN | 188 | 2 995 | 56 | 285 | 29 | 151 |
| QATAR | 600 | 909 | 49 | 106 | 27 | 58 |
| ARAB EMIRAT | 5 071 | 11 393 | 504 | 1 791 | 278 | 960 |
| NORTH YEMEN | 109 | 1 679 | 43 | 161 | 24 | 87 |
| SOUTH YEMEN | 6 | 246 | 5 | 75 | 2 | 40 |
| AFGHANISTAN | 200 | 8 596 | 41 | 438 | 22 | 234 |
| PAKISTAN | 5 497 | 26 438 | 816 | 2 926 | 447 | 1 563 |
| INDIA | 32 057 | 55 167 | 3 339 | 6 344 | 1 845 | 3 446 |
| BANGLADESH | 3 606 | 24 593 | 412 | 1 569 | 228 | 844 |
| SRI LANKA | 1 480 | 3 001 | 261 | 487 | 145 | 266 |
| BURMA | 2 179 | 19 480 | 130 | 861 | 71 | 457 |
| THAILAND | 9 809 | 32 480 | 1 519 | 5 128 | 840 | 2 772 |
| INDONESIA | 31 736 | 142 888 | 2 403 | 7 911 | 1 317 | 4 261 |
| MALAYSIA | 5 673 | 27 534 | 756 | 2 523 | 416 | 1 362 |
| SINGAPORE | 30 414 | 64 240 | 1 784 | 4 076 | 983 | 2 203 |
| PHILIPPINES | 10 840 | 36 153 | 1 321 | 3 331 | 725 | 1 798 |
| P. REP. CHINA | 12 672 | 184 493 | 1 330 | 14 671 | 730 | 7 864 |
| NORTH KOREA | | 497 | | 151 | | 81 |
| SOUTH KOREA | 2 759 | 13 232 | 1 032 | 4 250 | 564 | 2 276 |
| JAPAN | 21 425 | 61 568 | 15 314 | 39 999 | 8 410 | 21 569 |
| TAIWAN | 24 871 | 71 533 | 3 715 | 12 424 | 2 038 | 6 665 |
| HONG KONG | 10 304 | 33 154 | 1 112 | 2 951 | 613 | 1 593 |
| AUSTRALIA | 18 280 | 450 742 | 3 804 | 14 596 | 2 097 | 7 875 |
| NEW ZEALAND | 6 164 | 16 750 | 974 | 2 497 | 536 | 1 345 |
| FIJI | 60 | 2 585 | 17 | 106 | 9 | 56 |

523 OTHR INORGANIC CHEMICALS

| IMPORTS | 2 161 947 | 6 337 333 | 176 908 | 523 304 | 97 357 | 282 045 |
|---------------|-----------|------------|---------|-----------|---------|---------|
| FRANCE | 308 411 | 944 645 | 22 625 | 73 479 | 12 456 | 39 581 |
| BELGIUM LUX | 332 636 | 1 131 703 | 23 810 | 74 659 | 13 114 | 40 224 |
| NETHERLANDS | 554 669 | 1 552 766 | 50 769 | 140 946 | 27 941 | 76 062 |
| ITALY | 33 852 | 96 909 | 5 381 | 16 257 | 2 955 | 8 749 |
| UNTD KINGDOM | 23 518 | 75 504 | 6 433 | 21 917 | 3 549 | 11 795 |
| IRISH REP | 56 | 280 | 29 | 75 | 17 | 42 |
| DENMARK | 264 | 6 216 | 87 | 458 | 48 | 249 |
| NORWAY | 28 792 | 95 229 | 4 889 | 14 880 | 2 691 | 8 021 |
| SWEDEN | 45 117 | 142 694 | 4 829 | 13 801 | 2 664 | 7 442 |
| FINLAND | 2 279 | 6 056 | 1 811 | 4 134 | 995 | 2 232 |
| SWITZERLAND | 128 391 | 321 984 | 5 457 | 14 349 | 2 997 | 7 741 |
| AUSTRIA | 74 563 | 207 882 | 5 471 | 15 871 | 3 011 | 8 560 |
| PORTUGAL | | 2 991 | | 199 | | 106 |
| SPAIN | 13 460 | 39 165 | 1 864 | 4 980 | 1 023 | 2 680 |
| YUGOSLAVIA | 6 083 | 32 549 | 991 | 3 270 | 544 | 1 759 |
| TURKEY | 6 893 | 36 067 | 344 | 1 973 | 189 | 1 056 |
| USSR | 48 748 | 88 610 | 2 258 | 5 619 | 1 241 | 3 035 |
| POLAND | 180 936 | 390 595 | 5 812 | 13 480 | 3 198 | 7 273 |
| CZECHOSLOVA | 62 727 | 217 134 | 1 959 | 6 630 | 1 082 | 3 572 |
| HUNGARY | 34 843 | 102 533 | 1 257 | 5 281 | 692 | 2 832 |
| RUMANIA | 11 628 | 41 255 | 800 | 1 783 | 440 | 968 |
| BULGARIA | 158 611 | 480 820 | 2 015 | 6 371 | 1 109 | 3 427 |
| TUNISIA | | 5 000 | | 656 | | 344 |
| REP S AFRICA | 2 663 | 7 362 | 1 572 | 4 242 | 865 | 2 289 |
| USA | 62 919 | 197 882 | 15 894 | 48 874 | 8 728 | 26 301 |
| CANADA | 55 | 144 | 157 | 231 | 88 | 128 |
| MEXICO | 1 361 | 2 701 | 298 | 568 | 165 | 307 |
| CHILE | 2 | 234 | 383 | 390 | 211 | 215 |
| ISRAEL | 4 036 | 12 873 | 409 | 1 185 | 225 | 635 |
| JORDAN | 2 340 | 2 340 | 128 | 128 | 70 | 70 |
| INDIA | 3 345 | 3 495 | 547 | 620 | 302 | 341 |
| P. REP. CHINA | 21 377 | 62 205 | 1 910 | 7 599 | 1 047 | 4 087 |
| SOUTH KOREA | 1 050 | 2 942 | 2 071 | 6 348 | 1 140 | 3 427 |
| JAPAN | 3 592 | 9 958 | 787 | 1 861 | 434 | 1 003 |
| TAIWAN | 450 | 11 004 | 25 | 487 | 14 | 260 |
| AUSTRALIA | 2 200 | 5 409 | 3 806 | 9 644 | 2 096 | 5 200 |
| EXPORTS | 4 428 088 | 12 672 764 | 372 420 | 1 072 547 | 205 029 | 578 264 |
| FRANCE | 288 872 | 945 601 | 29 839 | 91 013 | 16 454 | 49 094 |
| BELGIUM LUX | 541 226 | 1 461 847 | 27 023 | 75 658 | 14 890 | 40 804 |
| NETHERLANDS | 358 044 | 1 067 736 | 37 209 | 106 716 | 20 485 | 57 571 |
| ITALY | 160 047 | 564 918 | 18 135 | 64 430 | 9 991 | 34 687 |
| UNTD KINGDOM | 232 470 | 647 632 | 30 828 | 71 084 | 16 957 | 38 414 |
| IRISH REP | 26 843 | 64 967 | 1 462 | 4 922 | 805 | 2 648 |
| DENMARK | 95 698 | 302 049 | 9 397 | 29 005 | 5 174 | 15 653 |
| ICELAND | 3 597 | 4 896 | 140 | 261 | 75 | 142 |
| NORWAY | 572 565 | 1 573 795 | 5 131 | 17 276 | 2 830 | 9 313 |
| SWEDEN | 86 187 | 401 273 | 8 490 | 29 850 | 4 684 | 16 073 |
| FINLAND | 49 641 | 150 299 | 3 119 | 10 723 | 1 715 | 5 769 |
| SWITZERLAND | 249 844 | 709 215 | 22 557 | 63 409 | 12 425 | 34 231 |
| AUSTRIA | 109 010 | 318 064 | 12 533 | 35 265 | 6 910 | 19 027 |
| PORTUGAL | 14 669 | 58 799 | 1 734 | 7 011 | 953 | 3 753 |
| SPAIN | 56 169 | 266 137 | 6 317 | 21 753 | 3 476 | 11 701 |
| MALTA | 423 | 1 017 | 64 | 136 | 34 | 72 |
| YUGOSLAVIA | 49 676 | 113 393 | 5 978 | 15 524 | 3 285 | 8 389 |
| GREECE | 14 389 | 60 115 | 1 782 | 6 583 | 987 | 3 546 |
| TURKEY | 20 521 | 66 597 | 2 912 | 7 767 | 1 603 | 4 198 |
| USSR | 16 069 | 52 826 | 2 467 | 7 445 | 1 356 | 4 006 |
| POLAND | 36 661 | 94 031 | 5 154 | 12 364 | 2 835 | 6 679 |
| CZECHOSLOVA | 68 183 | 219 595 | 6 316 | 19 359 | 3 478 | 10 430 |

6 IMPORTS AND EXPORTS (SPECIAL TRADE) BY GROUPS OF THE SITC AND BY COUNTRIES OF PRODUCTION AND CONSUMPTION 1979

| GROUP COUNTRY | DT = 100 KG | | 1 000 DM | | 1 000 \$ | |
|------------------|-------------|----------|-----------|----------|-----------|----------|
| | JULY/SEPT | JAN/SEPT | JULY/SEPT | JAN/SEPT | JULY/SEPT | JAN/SEPT |
| HUNGARY | 72 033 | 220 654 | 5 998 | 18 350 | 3 303 | 9 908 |
| RUMANIA | 6 060 | 16 412 | 1 223 | 3 297 | 671 | 1 784 |
| BULGARIA | 3 613 | 6 968 | 680 | 1 177 | 373 | 637 |
| ALBANIA | 1 914 | 2 907 | 222 | 296 | 122 | 162 |
| MOROCCO | 4 806 | 12 940 | 331 | 1 005 | 182 | 535 |
| ALGERIA | 7 457 | 23 680 | 660 | 2 178 | 366 | 1 180 |
| TUNISIA | 3 634 | 14 471 | 167 | 647 | 89 | 341 |
| LIBYA | 14 547 | 59 055 | 661 | 2 010 | 367 | 1 082 |
| EGYPT | 13 901 | 55 914 | 1 339 | 5 948 | 735 | 3 192 |
| SUDAN | 1 334 | 35 910 | 123 | 1 828 | 66 | 978 |
| SENEGAL | 1 978 | 5 812 | 130 | 304 | 71 | 163 |
| LIBERIA | 1 606 | 4 604 | 52 | 175 | 29 | 95 |
| IVORY COAST | 1 845 | 9 414 | 99 | 434 | 55 | 233 |
| GHANA | 1 931 | 7 590 | 270 | 1 052 | 147 | 565 |
| TOGO | 45 | 150 | 69 | 81 | 39 | 47 |
| NIGERIA | 43 944 | 113 698 | 1 906 | 4 622 | 1 047 | 2 494 |
| CAMEROON | 6 710 | 10 391 | 360 | 531 | 196 | 289 |
| S TOME PRINC | | 2 970 | | 408 | | 214 |
| ZAIRE | 352 | 2 868 | 54 | 334 | 30 | 178 |
| ANGOLA | 461 | 2 312 | 72 | 357 | 41 | 194 |
| ETHIOPIA | 4 388 | 5 185 | 175 | 252 | 96 | 138 |
| SOMALIA | 5 220 | 8 230 | 351 | 522 | 194 | 286 |
| KENYA | 2 628 | 13 030 | 247 | 762 | 138 | 414 |
| UGANDA | | 1 242 | | 62 | | 34 |
| TANZANIA | 1 138 | 6 578 | 134 | 951 | 73 | 508 |
| MOZAMBIQUE | 3 389 | 20 604 | 124 | 493 | 68 | 266 |
| MADAGASCAR | 5 218 | 6 441 | 540 | 655 | 300 | 365 |
| MAURITIUS | 325 | 649 | 69 | 146 | 39 | 79 |
| ZAMBIA | 16 493 | 63 298 | 639 | 1 823 | 354 | 982 |
| MALAWI | 361 | 852 | 25 | 57 | 14 | 31 |
| REP S AFRICA | 93 100 | 213 738 | 6 571 | 17 411 | 3 617 | 9 382 |
| SWAZILAND | 5 000 | 5 000 | 84 | 84 | 47 | 47 |
| USA | 272 771 | 623 190 | 26 421 | 82 187 | 14 557 | 44 314 |
| CANADA | 33 510 | 104 757 | 2 476 | 7 837 | 1 366 | 4 225 |
| MEXICO | 21 226 | 69 752 | 2 733 | 8 071 | 1 504 | 4 350 |
| GUATEMALA | 2 210 | 5 307 | 215 | 583 | 116 | 311 |
| REP HONDURAS | 279 | 1 073 | 23 | 119 | 10 | 59 |
| EL SALVADOR | 1 409 | 3 652 | 150 | 491 | 81 | 257 |
| NICARAGUA | 15 | 449 | 3 | 53 | 2 | 30 |
| COSTA RICA | 2 974 | 7 468 | 286 | 710 | 157 | 382 |
| PANAM EX CZ | 426 | 1 047 | 39 | 219 | 16 | 109 |
| CUBA | 40 823 | 49 418 | 2 840 | 4 325 | 1 560 | 2 349 |
| REP HAITI | 232 | 1 254 | 16 | 71 | 9 | 39 |
| DOMINIC REP | 207 | 3 900 | 91 | 357 | 49 | 185 |
| TRINIDAD TOB | 370 | 6 237 | 50 | 322 | 27 | 171 |
| COLOMBIA | 18 304 | 32 735 | 882 | 1 798 | 482 | 973 |
| VENEZUELA | 65 148 | 127 215 | 7 966 | 14 458 | 4 423 | 7 911 |
| GUYANA | 360 | 933 | 32 | 106 | 18 | 59 |
| SURINAM | 300 | 620 | 25 | 60 | 14 | 30 |
| FRENCH GUIAN | 1 000 | 1 200 | 60 | 81 | 33 | 45 |
| ECUADOR | 21 950 | 30 848 | 965 | 1 445 | 529 | 783 |
| PERU | 6 970 | 15 984 | 891 | 2 005 | 493 | 1 084 |
| BRAZIL | 121 431 | 269 880 | 12 864 | 48 090 | 7 064 | 25 786 |
| CHILE | 1 888 | 8 491 | 391 | 1 255 | 210 | 665 |
| BOLIVIA | 2 691 | 3 908 | 99 | 223 | 51 | 120 |
| PARAGUAY | 189 | 987 | 29 | 107 | 15 | 55 |
| URUGUAY | 3 566 | 11 644 | 437 | 1 321 | 241 | 715 |
| ARGENTINA | 56 242 | 130 766 | 3 593 | 10 798 | 1 976 | 5 772 |
| CYPRUS | 989 | 8 706 | 93 | 765 | 49 | 406 |
| LEBANON | 4 372 | 14 795 | 490 | 1 156 | 262 | 619 |
| SYRIA | 2 682 | 7 502 | 402 | 873 | 215 | 462 |
| IRAQ | 25 762 | 40 471 | 1 466 | 2 529 | 805 | 1 367 |
| IRAN | 34 160 | 42 986 | 4 147 | 5 802 | 2 280 | 3 153 |
| ISRAEL | 14 419 | 61 108 | 2 071 | 5 582 | 1 139 | 3 002 |
| JORDAN | 9 919 | 23 104 | 330 | 802 | 179 | 433 |
| SAUDI ARABIA | 64 637 | 206 207 | 2 085 | 5 551 | 1 150 | 2 999 |
| KUWAIT | 1 715 | 6 078 | 224 | 709 | 123 | 386 |
| QATAR | 2 741 | 9 452 | 165 | 412 | 91 | 223 |
| ARAB EMIRAT | 7 502 | 14 947 | 309 | 639 | 169 | 344 |
| OMAN | | 3 400 | | 97 | | 53 |
| NORTH YEMEN | 2 150 | 4 285 | 92 | 175 | 51 | 94 |
| SOUTH YEMEN | 389 | 694 | 51 | 81 | 27 | 43 |
| AFGHANISTAN | 2 060 | 3 791 | 315 | 511 | 172 | 277 |
| PAKISTAN | 8 876 | 25 530 | 1 157 | 3 017 | 633 | 1 621 |
| INDIA | 15 367 | 41 048 | 1 964 | 5 542 | 1 084 | 2 998 |
| BANGLADESH | 3 944 | 15 071 | 506 | 1 288 | 276 | 694 |
| SRI LANKA | 1 231 | 21 542 | 141 | 1 281 | 79 | 689 |
| BURMA | 9 328 | 25 036 | 273 | 601 | 150 | 326 |
| THAILAND | 4 051 | 25 615 | 803 | 2 837 | 442 | 1 522 |
| INDONESIA | 10 043 | 32 333 | 1 302 | 3 939 | 718 | 2 113 |
| MALAYSIA | 3 594 | 10 855 | 437 | 1 287 | 239 | 694 |
| SINGAPORE | 9 767 | 28 527 | 703 | 2 259 | 387 | 1 215 |
| PHILIPPINES | 1 076 | 9 164 | 226 | 980 | 123 | 518 |
| P REP CHINA | 20 536 | 54 869 | 3 277 | 10 808 | 1 808 | 5 830 |
| NORTH KOREA | 250 | 4 256 | 15 | 252 | 8 | 133 |
| SOUTH KOREA | 15 005 | 46 127 | 2 041 | 5 751 | 1 127 | 3 102 |
| JAPAN | 30 407 | 63 811 | 11 435 | 24 075 | 6 283 | 12 999 |
| TAIWAN | 34 625 | 118 452 | 3 495 | 10 182 | 1 921 | 5 482 |
| HONG KONG | 4 276 | 22 383 | 4 491 | 13 933 | 2 460 | 7 498 |
| AUSTRALIA | 25 528 | 55 768 | 1 900 | 4 570 | 1 044 | 2 452 |
| NEW ZEALAND | 2 185 | 8 167 | 233 | 811 | 129 | 440 |
| UNID COUNTR | 23 | 23 | 76 | 76 | 42 | 42 |

6 IMPORTS AND EXPORTS (SPECIAL TRADE) BY GROUPS OF THE SITC AND BY COUNTRIES OF PRODUCTION AND CONSUMPTION 1979

| GROUP COUNTRY | DT = 100 KG | | 1 000 DM | | 1 000 \$ | |
|------------------------------|-------------|----------|-----------|-----------|-----------|----------|
| | JULY/SEPT | JAN/SEPT | JULY/SEPT | JAN/SEPT | JULY/SEPT | JAN/SEPT |
| 524 RADIOACTIVE ETC MATERIAL | | | | | | |
| IMPORTS | 8 263 | 29 977 | 346 620 | 1 246 891 | 190 976 | 672 565 |
| FRANCE | 812 | 2 879 | 8 671 | 18 983 | 4 803 | 10 306 |
| BELGIUM LUX | | | 1 031 | 3 097 | 564 | 1 672 |
| NETHERLANDS | 1 | 1 | 566 | 1 639 | 314 | 886 |
| ITALY | | 5 | 320 | 916 | 175 | 492 |
| UNTD KINGDOM | 705 | 2 143 | 3 080 | 11 788 | 1 696 | 6 349 |
| NORWAY | 2 | 9 | 133 | 470 | 73 | 252 |
| SWEDEN | | | 740 | 2 182 | 406 | 1 173 |
| SWITZERLAND | 1 | 2 | 791 | 2 018 | 436 | 1 090 |
| AUSTRIA | 389 | 1 306 | 505 | 1 766 | 279 | 952 |
| USSR | 1 316 | 6 432 | 123 177 | 533 383 | 67 809 | 288 063 |
| POLAND | 1 | 2 | 46 | 78 | 25 | 44 |
| NIGER | 916 | 1 271 | 20 836 | 27 176 | 11 424 | 14 772 |
| REP S AFRICA | 2 209 | 2 506 | 42 660 | 48 879 | 23 758 | 27 108 |
| USA | 1 738 | 7 238 | 139 402 | 541 645 | 76 650 | 290 902 |
| CANADA | 4 | 5 342 | 453 | 37 414 | 248 | 20 205 |
| BRAZIL | | 75 | | 58 | | 31 |
| ARGENTINA | 106 | 626 | 1 590 | 9 590 | 869 | 5 126 |
| ISRAEL | | | 173 | 471 | 95 | 253 |
| JAPAN | 43 | 120 | 2 396 | 5 214 | 1 325 | 2 822 |
| EXPORTS | 9 036 | 19 767 | 109 495 | 265 326 | 60 157 | 143 632 |
| FRANCE | 5 323 | 6 564 | 68 872 | 88 463 | 37 781 | 48 216 |
| BELGIUM LUX | 26 | 125 | 2 150 | 7 488 | 1 186 | 4 029 |
| NETHERLANDS | 498 | 1 518 | 28 271 | 48 996 | 15 589 | 26 536 |
| ITALY | 3 | 63 | 1 329 | 16 753 | 731 | 9 052 |
| UNTD KINGDOM | 1 | 158 | 2 206 | 3 589 | 1 206 | 1 938 |
| DENMARK | | | 157 | 511 | 83 | 271 |
| NORWAY | 122 | 144 | 108 | 239 | 57 | 125 |
| SWEDEN | | 433 | 279 | 72 902 | 155 | 39 286 |
| FINLAND | 10 | 31 | 29 | 176 | 14 | 92 |
| SWITZERLAND | 7 | 18 | 458 | 1 254 | 254 | 678 |
| AUSTRIA | 58 | 233 | 755 | 2 489 | 416 | 1 340 |
| SPAIN | 11 | 21 | 217 | 714 | 119 | 385 |
| YUGOSLAVIA | 1 | 10 | 712 | 2 161 | 391 | 1 166 |
| GREECE | | | 135 | 417 | 74 | 223 |
| TURKEY | 1 | 6 | 29 | 184 | 16 | 100 |
| USSR | | | 123 | 582 | 70 | 315 |
| POLAND | | | 68 | 140 | 37 | 76 |
| CZECHOSLOVA | | | 22 | 72 | 12 | 36 |
| HUNGARY | | | 179 | 252 | 99 | 138 |
| BULGARIA | | | 6 | 198 | 2 | 105 |
| EGYPT | | 8 | 12 | 62 | 7 | 35 |
| RHODESIA | | | | 78 | | 41 |
| REP S AFRICA | 1 | 1 | 119 | 289 | 66 | 158 |
| USA | 2 550 | 8 711 | 1 669 | 6 415 | 920 | 3 457 |
| MEXICO | | | 22 | 62 | 11 | 33 |
| BRAZIL | 35 | 76 | 246 | 607 | 136 | 330 |
| ARGENTINA | 5 | 112 | 9 | 3 061 | 5 | 1 626 |
| ISRAEL | | | 37 | 113 | 19 | 58 |
| KUWAIT | | | 57 | 151 | 31 | 81 |
| BURMA | | | | 78 | | 42 |
| SOUTH KOREA | | 53 | 268 | 311 | 150 | 174 |
| JAPAN | 366 | 1 397 | 728 | 5 797 | 400 | 3 104 |
| 531 SYNT DYE,NAT INDGO,LAKES | | | | | | |
| IMPORTS | 61 651 | 175 459 | 93 454 | 277 696 | 51 448 | 149 698 |
| FRANCE | 7 864 | 23 896 | 12 090 | 37 542 | 6 659 | 20 236 |
| BELGIUM LUX | 2 390 | 7 034 | 3 477 | 9 396 | 1 912 | 5 068 |
| NETHERLANDS | 3 823 | 10 708 | 2 571 | 7 792 | 1 414 | 4 197 |
| ITALY | 4 472 | 11 979 | 3 579 | 10 073 | 1 970 | 5 442 |
| UNTD KINGDOM | 13 576 | 32 791 | 20 105 | 50 942 | 11 086 | 27 522 |
| DENMARK | 1 970 | 6 142 | 3 098 | 9 571 | 1 709 | 5 164 |
| SWITZERLAND | 14 177 | 48 847 | 33 613 | 115 003 | 18 496 | 61 900 |
| AUSTRIA | 39 | 124 | 68 | 177 | 35 | 93 |
| SPAIN | 691 | 2 013 | 680 | 1 662 | 373 | 896 |
| POLAND | 683 | 1 576 | 513 | 1 445 | 284 | 778 |
| CZECHOSLOVA | 1 439 | 2 860 | 1 958 | 3 913 | 1 073 | 2 122 |
| RUMANIA | 552 | 632 | 488 | 545 | 267 | 298 |
| USA | 4 989 | 12 579 | 5 819 | 14 613 | 3 199 | 7 887 |
| INDIA | 407 | 1 753 | 644 | 2 782 | 354 | 1 488 |
| P REP CHINA | 35 | 136 | 20 | 72 | 12 | 41 |
| SOUTH KOREA | 2 | 202 | 2 | 229 | 1 | 122 |
| JAPAN | 4 404 | 11 801 | 4 650 | 11 704 | 2 561 | 6 318 |
| EXPORTS | 287 497 | 863 202 | 585 961 | 1 706 534 | 322 504 | 919 785 |
| FRANCE | 23 032 | 76 686 | 33 720 | 109 719 | 18 583 | 59 083 |
| BELGIUM LUX | 7 053 | 25 169 | 11 952 | 42 384 | 6 578 | 22 812 |
| NETHERLANDS | 12 048 | 38 203 | 18 228 | 57 530 | 10 044 | 30 996 |
| ITALY | 28 007 | 97 224 | 53 009 | 172 285 | 29 200 | 92 755 |
| UNTD KINGDOM | 23 040 | 62 090 | 41 573 | 110 315 | 22 866 | 59 462 |
| IRISH REP | 998 | 2 815 | 1 755 | 5 238 | 964 | 2 824 |
| DENMARK | 3 253 | 9 579 | 6 054 | 16 736 | 3 336 | 9 033 |
| ICELAND | 29 | 126 | 95 | 360 | 51 | 193 |
| NORWAY | 1 599 | 4 833 | 2 287 | 7 177 | 1 257 | 3 866 |

6 IMPORTS AND EXPORTS (SPECIAL TRADE) BY GROUPS OF THE SITC AND BY COUNTRIES OF PRODUCTION AND CONSUMPTION 1979

| GROUP COUNTRY | DT = 100 KG | | 1 000 DM | | 1 000 \$ | |
|------------------|-------------|----------|-----------|----------|-----------|----------|
| | JULY/SEPT | JAN/SEPT | JULY/SEPT | JAN/SEPT | JULY/SEPT | JAN/SEPT |
| SWEDEN | 7 732 | 24 479 | 7 787 | 23 981 | 4 285 | 12 924 |
| FINLAND | 5 100 | 16 414 | 7 235 | 22 467 | 3 989 | 12 109 |
| SWITZERLAND | 14 013 | 41 338 | 34 380 | 97 268 | 18 936 | 52 468 |
| AUSTRIA | 7 971 | 25 436 | 13 241 | 41 454 | 7 294 | 22 335 |
| PORTUGAL | 4 709 | 12 051 | 10 350 | 26 572 | 5 694 | 14 315 |
| SPAIN | 5 217 | 16 842 | 13 181 | 41 884 | 7 254 | 22 551 |
| YUGOSLAVIA | 5 354 | 16 314 | 13 439 | 39 957 | 7 384 | 21 524 |
| GREECE | 2 872 | 6 451 | 6 342 | 15 473 | 3 493 | 8 359 |
| TURKEY | 1 922 | 6 434 | 3 650 | 12 592 | 2 005 | 6 799 |
| USSR | 3 287 | 14 552 | 8 021 | 29 864 | 4 413 | 16 069 |
| POLAND | 1 875 | 6 478 | 4 685 | 17 038 | 2 574 | 9 168 |
| CZECHOSLOVIA | 1 348 | 4 290 | 3 812 | 11 802 | 2 102 | 6 361 |
| HUNGARY | 2 187 | 8 211 | 5 627 | 19 592 | 3 092 | 10 552 |
| RUMANIA | 1 897 | 7 530 | 5 452 | 20 898 | 2 988 | 11 232 |
| BULGARIA | 1 054 | 3 569 | 3 020 | 10 213 | 1 656 | 5 484 |
| ALBANIA | 43 | 106 | 169 | 367 | 94 | 200 |
| MOROCCO | 1 199 | 3 723 | 2 175 | 7 159 | 1 200 | 3 860 |
| ALGERIA | 544 | 1 163 | 1 056 | 2 372 | 581 | 1 281 |
| TUNISIA | 521 | 1 844 | 1 283 | 4 983 | 702 | 2 668 |
| LIBYA | 90 | 503 | 157 | 670 | 87 | 359 |
| EGYPT | 1 715 | 4 416 | 4 222 | 11 639 | 2 321 | 6 281 |
| SUDAN | 174 | 599 | 387 | 1 460 | 213 | 785 |
| MALI | 40 | 150 | 225 | 638 | 123 | 346 |
| UPPER VOLTA | 58 | 211 | 185 | 655 | 101 | 352 |
| NIGER | 82 | 171 | 335 | 590 | 183 | 317 |
| CHAD | 84 | 181 | 360 | 648 | 196 | 351 |
| SENEGAL | 142 | 1 180 | 326 | 2 889 | 182 | 1 546 |
| GAMBIA | 55 | 73 | 149 | 256 | 81 | 138 |
| SIERRA LEONE | 6 | 38 | 140 | 236 | 77 | 127 |
| LIBERIA | 13 | 52 | 29 | 319 | 16 | 170 |
| IVORY COAST | 877 | 2 934 | 2 555 | 7 276 | 1 406 | 3 931 |
| GHANA | 20 | 37 | 58 | 99 | 30 | 52 |
| TOGO | 5 | 192 | 6 | 864 | 3 | 460 |
| BENIN | 95 | 294 | 453 | 1 485 | 248 | 798 |
| NIGERIA | 3 674 | 7 702 | 14 555 | 30 633 | 8 005 | 16 529 |
| CAMEROON | 235 | 718 | 780 | 2 573 | 429 | 1 383 |
| GABON | 1 | 53 | 5 | 257 | 3 | 138 |
| CONGO | 82 | 269 | 401 | 1 354 | 220 | 728 |
| ZAIRE | 209 | 571 | 775 | 1 290 | 427 | 703 |
| ANGOLA | 161 | 360 | 524 | 1 171 | 292 | 636 |
| ETHIOPIA | 370 | 901 | 1 195 | 2 558 | 662 | 1 388 |
| KENYA | 873 | 1 667 | 2 024 | 4 573 | 1 119 | 2 476 |
| UGANDA | 55 | 194 | 267 | 975 | 150 | 533 |
| TANZANIA | 136 | 1 121 | 305 | 3 150 | 169 | 1 682 |
| SEYCHELLES | 27 | 51 | 128 | 204 | 70 | 112 |
| MOZAMBIQUE | 75 | 144 | 169 | 459 | 93 | 248 |
| MADAGASCAR | 504 | 1 145 | 1 662 | 3 619 | 917 | 1 963 |
| REUNION | 17 | 31 | 26 | 59 | 14 | 31 |
| MAURITIUS | 80 | 200 | 394 | 700 | 218 | 382 |
| ZAMBIA | 301 | 437 | 669 | 1 134 | 368 | 614 |
| MALAWI | 216 | 346 | 573 | 1 123 | 314 | 608 |
| REP S AFRICA | 6 596 | 14 025 | 13 669 | 29 068 | 7 515 | 15 720 |
| SWAZILAND | 176 | 604 | 238 | 825 | 131 | 444 |
| USA | 18 482 | 49 270 | 39 149 | 108 291 | 21 545 | 58 384 |
| CANADA | 6 731 | 21 863 | 10 389 | 31 521 | 5 714 | 16 999 |
| MEXICO | 1 141 | 2 757 | 3 644 | 9 651 | 2 003 | 5 205 |
| GUATEMALA | 254 | 1 100 | 738 | 2 549 | 404 | 1 364 |
| REP HONDURAS | 58 | 354 | 129 | 724 | 70 | 389 |
| EL SALVADOR | 398 | 1 059 | 931 | 2 736 | 514 | 1 479 |
| NICARAGUA | | 73 | | 159 | | 84 |
| COSTA RICA | 120 | 306 | 256 | 656 | 141 | 356 |
| PANAMA EX CZ | 621 | 1 612 | 884 | 2 364 | 488 | 1 272 |
| CUBA | 133 | 1 097 | 178 | 2 001 | 98 | 1 067 |
| REP HAITI | 3 | 41 | 7 | 100 | 4 | 52 |
| DOMINIC REP | 207 | 547 | 347 | 939 | 190 | 507 |
| JAMAICA | 44 | 194 | 84 | 458 | 45 | 246 |
| TRINIDAD TOB | 14 | 118 | 28 | 224 | 16 | 121 |
| COLOMBIA | 1 507 | 5 996 | 3 011 | 10 974 | 1 657 | 5 891 |
| VENEZUELA | 1 171 | 3 034 | 3 319 | 8 389 | 1 829 | 4 535 |
| GUYANA | 3 | 26 | 15 | 56 | 8 | 30 |
| ECUADOR | 544 | 1 204 | 1 300 | 2 845 | 716 | 1 542 |
| PERU | 1 025 | 2 164 | 2 208 | 4 730 | 1 216 | 2 562 |
| BRAZIL | 3 444 | 8 721 | 10 048 | 24 717 | 5 533 | 13 358 |
| CHILE | 1 044 | 2 670 | 2 210 | 5 818 | 1 212 | 3 144 |
| BOLIVIA | 195 | 522 | 523 | 1 359 | 290 | 735 |
| PARAGUAY | 128 | 281 | 277 | 630 | 153 | 339 |
| URUGUAY | 734 | 2 184 | 1 810 | 5 005 | 994 | 2 696 |
| ARGENTINA | 1 970 | 5 034 | 5 225 | 12 580 | 2 877 | 6 799 |
| CYPRUS | 60 | 189 | 160 | 458 | 90 | 246 |
| LEBANON | 262 | 643 | 454 | 1 301 | 247 | 699 |
| SYRIA | 496 | 1 713 | 1 053 | 2 935 | 576 | 1 581 |
| IRAQ | 1 109 | 2 576 | 3 145 | 6 584 | 1 737 | 3 566 |
| IRAN | 4 305 | 6 159 | 10 092 | 13 935 | 5 547 | 7 578 |
| ISRAEL | 1 952 | 4 818 | 3 121 | 8 404 | 1 717 | 4 536 |
| JORDAN | 165 | 343 | 316 | 594 | 174 | 323 |
| SAUDI ARABIA | 486 | 1 148 | 250 | 417 | 138 | 225 |
| KUWAIT | 16 | 146 | 42 | 215 | 23 | 117 |
| ARAB EMIRAT | 73 | 123 | 74 | 170 | 40 | 91 |
| NORTH YEMEN | 40 | 211 | 122 | 389 | 66 | 210 |
| SOUTH YEMEN | | 54 | | 151 | | 81 |
| AFGHANISTAN | 219 | 978 | 312 | 1 879 | 172 | 1 006 |
| PAKISTAN | 1 703 | 4 476 | 3 615 | 8 808 | 1 991 | 4 762 |

6 IMPORTS AND EXPORTS (SPECIAL TRADE) BY GROUPS OF THE SITC AND BY COUNTRIES OF PRODUCTION AND CONSUMPTION 1979

| GROUP COUNTRY | DT = 100 KG | | 1 000 DM | | 1 000 \$ | |
|------------------|-------------|----------|-----------|----------|-----------|----------|
| | JULY/SEPT | JAN/SEPT | JULY/SEPT | JAN/SEPT | JULY/SEPT | JAN/SEPT |
| INDIA | 1 068 | 2 034 | 3 010 | 6 325 | 1 662 | 3 425 |
| BANGLADESH | 247 | 903 | 566 | 2 211 | 308 | 1 188 |
| SRI LANKA | 111 | 383 | 259 | 996 | 141 | 533 |
| NEPAL | 1 | 30 | 1 | 87 | 1 | 48 |
| BURMA | 315 | 1 060 | 802 | 2 369 | 443 | 1 273 |
| THAILAND | 3 679 | 10 484 | 6 553 | 19 078 | 3 605 | 10 269 |
| INDONESIA | 3 536 | 11 902 | 6 281 | 20 300 | 3 453 | 10 916 |
| MALAYSIA | 957 | 2 501 | 2 563 | 6 185 | 1 414 | 3 342 |
| SINGAPORE | 1 405 | 4 367 | 2 332 | 7 142 | 1 284 | 3 850 |
| PHILIPPINES | 1 417 | 5 674 | 2 253 | 9 779 | 1 243 | 5 246 |
| P. REP. CHINA | 4 566 | 13 498 | 12 014 | 38 404 | 6 607 | 20 680 |
| NORTH KOREA | 20 | 72 | 39 | 211 | 22 | 114 |
| SOUTH KOREA | 1 927 | 7 279 | 5 038 | 19 242 | 2 779 | 10 351 |
| JAPAN | 17 917 | 52 658 | 43 515 | 126 399 | 23 933 | 68 174 |
| TAIWAN | 2 612 | 7 980 | 5 438 | 16 291 | 2 988 | 8 753 |
| HONG KONG | 6 740 | 18 983 | 14 364 | 38 559 | 7 914 | 20 809 |
| AUSTRALIA | 4 051 | 9 062 | 8 032 | 18 017 | 4 428 | 9 747 |
| NEW ZEALAND | 888 | 2 891 | 1 830 | 5 861 | 1 006 | 3 158 |

532 DYES, NES, TANNING PRODS

| | | | | | | |
|----------------|---------|---------|--------|---------|--------|--------|
| IMPORTS | 9 716 | 59 455 | 2 870 | 13 694 | 1 581 | 7 351 |
| FRANCE | 3 465 | 16 447 | 847 | 4 397 | 465 | 2 351 |
| BELGIUM LUX | 349 | 958 | 321 | 953 | 177 | 513 |
| NETHERLANDS | 357 | 469 | 371 | 460 | 205 | 251 |
| ITALY | 1 888 | 6 211 | 387 | 1 643 | 214 | 885 |
| UNITD KINGDOM | 118 | 593 | 103 | 513 | 56 | 278 |
| DENMARK | 165 | 441 | 121 | 306 | 68 | 167 |
| SWITZERLAND | 9 | 88 | 40 | 133 | 21 | 71 |
| SPAIN | 12 | 200 | 88 | 770 | 47 | 414 |
| HUNGARY | 21 | 54 | 89 | 216 | 49 | 117 |
| CANARY IS | 2 | 10 | 66 | 218 | 36 | 116 |
| REP. S. AFRICA | 300 | 6 475 | 33 | 662 | 18 | 352 |
| USA | 175 | 463 | 55 | 313 | 32 | 171 |
| BRAZIL | 433 | 7 962 | 43 | 813 | 24 | 433 |
| ARGENTINA | 2 118 | 17 543 | 239 | 2 061 | 132 | 1 106 |
| INDIA | | 954 | | 122 | | 65 |
| EXPORTS | 221 326 | 700 961 | 35 242 | 110 787 | 19 400 | 59 687 |
| FRANCE | 10 568 | 46 767 | 1 536 | 6 326 | 849 | 3 409 |
| BELGIUM LUX | 8 137 | 32 494 | 982 | 4 131 | 541 | 2 224 |
| NETHERLANDS | 2 262 | 9 752 | 441 | 2 231 | 243 | 1 200 |
| ITALY | 35 205 | 147 841 | 5 970 | 24 123 | 3 288 | 12 974 |
| UNITD KINGDOM | 2 589 | 8 886 | 500 | 1 667 | 274 | 895 |
| IRISH REP | 461 | 1 217 | 87 | 216 | 48 | 117 |
| DENMARK | 444 | 1 907 | 88 | 348 | 49 | 191 |
| NORWAY | 444 | 1 390 | 147 | 396 | 82 | 215 |
| SWEDEN | 1 114 | 3 154 | 211 | 607 | 116 | 329 |
| FINLAND | 1 979 | 5 038 | 379 | 1 013 | 213 | 550 |
| SWITZERLAND | 1 933 | 5 439 | 422 | 1 227 | 232 | 657 |
| AUSTRIA | 5 267 | 11 332 | 854 | 2 012 | 471 | 1 090 |
| PORTUGAL | 4 023 | 14 819 | 706 | 2 414 | 386 | 1 297 |
| SPAIN | 2 342 | 8 609 | 607 | 2 196 | 335 | 1 182 |
| MALTA | 162 | 616 | 46 | 114 | 25 | 61 |
| YUGOSLAVIA | 2 130 | 9 372 | 465 | 1 961 | 257 | 1 051 |
| GREECE | 4 754 | 15 975 | 696 | 2 384 | 383 | 1 282 |
| TURKEY | 286 | 2 017 | 59 | 326 | 32 | 176 |
| USSR | 2 183 | 2 885 | 313 | 492 | 172 | 267 |
| POLAND | 1 952 | 4 424 | 377 | 859 | 208 | 465 |
| CZECHOSLOVAKIA | 1 316 | 2 956 | 267 | 574 | 146 | 310 |
| HUNGARY | 332 | 4 273 | 71 | 826 | 39 | 444 |
| BULGARIA | 3 849 | 5 894 | 543 | 847 | 297 | 458 |
| MOROCCO | 1 786 | 6 791 | 292 | 1 023 | 161 | 553 |
| ALGERIA | 5 794 | 15 737 | 664 | 1 793 | 367 | 963 |
| TUNISIA | 602 | 4 881 | 146 | 803 | 81 | 433 |
| LIBYA | 372 | 2 370 | 115 | 511 | 63 | 278 |
| EGYPT | 2 215 | 6 275 | 316 | 958 | 173 | 511 |
| SUDAN | 20 | 1 595 | 9 | 271 | 5 | 145 |
| SENEGAL | 233 | 494 | 42 | 90 | 23 | 48 |
| GHANA | 291 | 461 | 60 | 86 | 33 | 46 |
| NIGERIA | 1 034 | 2 189 | 226 | 381 | 123 | 204 |
| CAMEROON | 530 | 1 395 | 110 | 284 | 60 | 152 |
| ETHIOPIA | 3 612 | 5 067 | 617 | 903 | 339 | 492 |
| SOMALIA | 230 | 280 | 71 | 78 | 39 | 42 |
| KENYA | 1 981 | 10 370 | 287 | 1 381 | 158 | 739 |
| TANZANIA | 2 035 | 3 872 | 346 | 651 | 192 | 353 |
| MOZAMBIQUE | | 550 | | 86 | | 46 |
| MADAGASCAR | 225 | 1 415 | 70 | 300 | 38 | 160 |
| ZAMBIA | 650 | 1 350 | 112 | 210 | 61 | 113 |
| REP. S. AFRICA | 1 693 | 4 736 | 378 | 975 | 209 | 524 |
| USA | 1 102 | 6 218 | 253 | 1 056 | 140 | 568 |
| CANADA | 1 927 | 7 977 | 253 | 1 215 | 140 | 650 |
| MEXICO | 100 | 268 | 21 | 79 | 11 | 42 |
| GUATEMALA | 1 565 | 4 283 | 186 | 417 | 103 | 229 |
| REP. HONDURAS | 397 | 1 602 | 51 | 224 | 30 | 123 |
| EL SALVADOR | 2 550 | 4 671 | 240 | 452 | 134 | 246 |
| NICARAGUA | | 630 | | 58 | | 31 |
| COSTA RICA | 929 | 5 676 | 116 | 605 | 65 | 326 |
| PANAM EX. C.Z. | 356 | 1 792 | 48 | 289 | 26 | 155 |
| CUBA | 44 | 504 | 11 | 115 | 6 | 61 |

6 IMPORTS AND EXPORTS (SPECIAL TRADE) BY GROUPS OF THE SITC AND BY COUNTRIES OF PRODUCTION AND CONSUMPTION 1979

| GROUP COUNTRY | DT = 100 KG JULY/SEPT | JAN/SEPT | 1 000 DM JULY/SEPT | JAN/SEPT | 1 000 \$ JULY/SEPT | JAN/SEPT |
|---------------------------|--------------------------|-----------|-----------------------|-----------|-----------------------|----------|
| DOMINIC REP | 1 290 | 2 519 | 126 | 280 | 69 | 151 |
| JAMAICA | 812 | 856 | 91 | 99 | 51 | 55 |
| COLOMBIA | 219 | 2 260 | 44 | 287 | 25 | 154 |
| VENEZUELA | 13 790 | 30 453 | 1 499 | 3 502 | 826 | 1 891 |
| ECUADOR | 622 | 2 199 | 110 | 277 | 60 | 151 |
| PERU | 1 106 | 3 185 | 217 | 541 | 118 | 290 |
| CHILE | 1 525 | 3 086 | 300 | 614 | 165 | 333 |
| BOLIVIA | 1 809 | 5 154 | 231 | 655 | 128 | 358 |
| URUGUAY | 1 273 | 4 783 | 259 | 1 030 | 143 | 553 |
| ARGENTINA | 878 | 1 832 | 190 | 401 | 104 | 215 |
| LEBANON | 236 | 1 673 | 37 | 288 | 21 | 154 |
| SYRIA | 2 829 | 6 062 | 459 | 920 | 253 | 499 |
| IRAQ | 527 | 545 | 128 | 165 | 71 | 91 |
| IRAN | 5 643 | 5 956 | 912 | 963 | 502 | 530 |
| ISRAEL | 1 328 | 4 685 | 265 | 895 | 145 | 479 |
| JORDAN | 320 | 712 | 50 | 117 | 27 | 63 |
| AFGHANISTAN | 509 | 1 615 | 146 | 506 | 79 | 270 |
| PAKISTAN | 8 200 | 33 088 | 1 289 | 4 054 | 708 | 2 183 |
| INDIA | 5 511 | 15 054 | 754 | 1 869 | 414 | 1 008 |
| BANGLADESH | 2 086 | 5 317 | 265 | 627 | 147 | 340 |
| SRI LANKA | 462 | 936 | 59 | 119 | 32 | 64 |
| NEPAL | 210 | 580 | 32 | 91 | 18 | 50 |
| BURMA | 1 600 | 2 685 | 206 | 347 | 113 | 188 |
| THAILAND | 4 026 | 7 355 | 429 | 848 | 237 | 460 |
| INDONESIA | 959 | 3 697 | 110 | 532 | 59 | 285 |
| MALAYSIA | 552 | 1 453 | 59 | 151 | 32 | 83 |
| PHILIPPINES | 1 530 | 3 978 | 188 | 492 | 103 | 267 |
| SOUTH KOREA | 2 878 | 13 074 | 504 | 1 999 | 277 | 1 074 |
| JAPAN | 17 733 | 46 415 | 3 255 | 9 703 | 1 786 | 5 226 |
| TAIWAN | 5 009 | 15 176 | 736 | 2 204 | 402 | 1 186 |
| HONG KONG | 1 451 | 4 384 | 220 | 510 | 121 | 275 |
| AUSTRALIA | 4 706 | 10 392 | 718 | 1 620 | 395 | 877 |
| NEW ZEALAND | 2 748 | 6 909 | 379 | 1 008 | 208 | 542 |
| 533 PIGMENTS, PAINTS, ETC | | | | | | |
| IMPORTS | 500 436 | 1 434 198 | 147 868 | 430 479 | 81 400 | 231 991 |
| FRANCE | 131 188 | 374 140 | 32 687 | 88 642 | 17 997 | 47 798 |
| BELGIUM LUX | 77 919 | 240 938 | 23 493 | 73 313 | 12 936 | 39 506 |
| NETHERLANDS | 107 281 | 320 697 | 36 795 | 106 751 | 20 245 | 57 527 |
| ITALY | 27 642 | 70 027 | 4 880 | 14 204 | 2 687 | 7 656 |
| UNTD KINGDOM | 20 562 | 67 742 | 11 129 | 33 683 | 6 126 | 18 131 |
| IRISH REP | 147 | 894 | 207 | 791 | 114 | 425 |
| DENMARK | 9 706 | 26 465 | 3 898 | 10 204 | 2 148 | 5 499 |
| NORWAY | 1 462 | 3 889 | 682 | 1 809 | 376 | 979 |
| SWEDEN | 13 498 | 34 098 | 2 068 | 5 718 | 1 135 | 3 082 |
| FINLAND | 12 964 | 46 072 | 3 282 | 12 011 | 1 815 | 6 463 |
| SWITZERLAND | 32 614 | 80 616 | 11 981 | 31 646 | 6 600 | 17 089 |
| AUSTRIA | 42 488 | 98 171 | 3 228 | 8 564 | 1 781 | 4 629 |
| SPAIN | 3 180 | 16 352 | 1 631 | 6 165 | 893 | 3 304 |
| YUGOSLAVIA | 263 | 578 | 68 | 145 | 38 | 77 |
| POLAND | 729 | 1 119 | 214 | 322 | 118 | 176 |
| CZECHOSLOVA | 1 507 | 4 257 | 107 | 296 | 59 | 160 |
| HUNGARY | 550 | 761 | 144 | 200 | 79 | 108 |
| USA | 15 765 | 44 635 | 10 644 | 34 030 | 5 850 | 18 308 |
| CANADA | 349 | 553 | 73 | 128 | 40 | 70 |
| ISRAEL | 8 | 874 | 3 | 180 | 1 | 96 |
| SOUTH KOREA | | 100 | | 82 | | 44 |
| JAPAN | 347 | 795 | 560 | 1 431 | 309 | 771 |
| EXPORTS | 1 771 808 | 4 965 179 | 503 683 | 1 425 603 | 277 331 | 768 703 |
| FRANCE | 180 587 | 498 196 | 58 196 | 173 700 | 32 046 | 93 622 |
| BELGIUM LUX | 129 312 | 397 962 | 41 390 | 127 406 | 22 805 | 68 678 |
| NETHERLANDS | 217 812 | 647 721 | 44 763 | 135 752 | 24 653 | 73 151 |
| ITALY | 83 536 | 258 362 | 42 082 | 125 327 | 23 186 | 67 598 |
| UNTD KINGDOM | 58 350 | 161 608 | 21 610 | 54 876 | 11 891 | 29 607 |
| IRISH REP | 4 275 | 13 471 | 1 358 | 3 949 | 751 | 2 134 |
| DENMARK | 24 832 | 67 091 | 12 214 | 33 849 | 6 732 | 18 268 |
| ICELAND | 521 | 1 084 | 259 | 662 | 139 | 349 |
| NORWAY | 7 952 | 24 301 | 4 542 | 13 002 | 2 500 | 7 010 |
| SWEDEN | 33 310 | 107 305 | 17 597 | 54 572 | 9 699 | 29 408 |
| FINLAND | 10 809 | 32 849 | 5 458 | 16 936 | 3 002 | 9 118 |
| SWITZERLAND | 358 705 | 928 465 | 29 024 | 79 408 | 15 996 | 42 841 |
| AUSTRIA | 83 091 | 218 250 | 29 579 | 79 705 | 16 290 | 42 982 |
| PORTUGAL | 11 561 | 25 714 | 3 879 | 9 524 | 2 139 | 5 152 |
| SPAIN | 20 654 | 64 398 | 9 661 | 25 214 | 4 988 | 13 606 |
| MALTA | 185 | 398 | 41 | 199 | 24 | 111 |
| YUGOSLAVIA | 32 122 | 96 983 | 16 076 | 49 841 | 8 847 | 26 825 |
| GREECE | 25 975 | 74 067 | 8 399 | 23 074 | 4 627 | 12 457 |
| TURKEY | 8 695 | 32 651 | 3 145 | 10 658 | 1 730 | 5 752 |
| USSR | 23 022 | 64 038 | 10 702 | 28 952 | 5 887 | 15 598 |
| POLAND | 27 356 | 65 992 | 12 478 | 28 034 | 6 860 | 15 150 |
| CZECHOSLOVA | 14 439 | 38 499 | 7 088 | 19 080 | 3 902 | 10 289 |
| HUNGARY | 16 694 | 43 834 | 6 857 | 20 188 | 3 770 | 10 883 |
| RUMANIA | 5 652 | 19 033 | 2 621 | 9 779 | 1 435 | 5 250 |
| BULGARIA | 2 911 | 7 908 | 1 814 | 5 209 | 992 | 2 794 |
| ALBANIA | 136 | 158 | 149 | 168 | 84 | 95 |
| CANARY IS | 57 | 450 | 47 | 356 | 25 | 192 |
| MOROCCO | 3 969 | 6 815 | 995 | 2 181 | 549 | 1 181 |
| ALGERIA | 21 224 | 61 611 | 4 832 | 11 850 | 2 662 | 6 393 |

6 IMPORTS AND EXPORTS (SPECIAL TRADE) BY GROUPS OF THE SITC AND BY COUNTRIES OF PRODUCTION AND CONSUMPTION 1979

| GROUP COUNTRY | DT = 100 KG | | 1 000 DM | | 1 000 \$ | |
|------------------|-------------|----------|-----------|----------|-----------|----------|
| | JULY/SEPT | JAN/SEPT | JULY/SEPT | JAN/SEPT | JULY/SEPT | JAN/SEPT |
| TUNISIA | 3 711 | 11 265 | 1 033 | 3 292 | 568 | 1 766 |
| LIBYA | 6 363 | 10 410 | 692 | 2 147 | 380 | 1 157 |
| EGYPT | 12 855 | 24 429 | 2 622 | 5 749 | 1 443 | 3 118 |
| SUDAN | 807 | 1 015 | 378 | 523 | 207 | 284 |
| NIGER | 27 | 62 | 90 | 141 | 50 | 77 |
| SENEGAL | 261 | 1 336 | 75 | 362 | 43 | 195 |
| REP GUINEA | | 95 | | 90 | | 48 |
| SIERRA LEONE | 37 | 87 | 28 | 75 | 15 | 42 |
| LIBERIA | 140 | 460 | 63 | 234 | 36 | 127 |
| IVORY COAST | 298 | 2 093 | 162 | 714 | 87 | 384 |
| GHANA | 380 | 764 | 421 | 629 | 234 | 345 |
| TOGO | 25 | 105 | 30 | 89 | 16 | 47 |
| BENIN | 101 | 567 | 65 | 121 | 36 | 66 |
| NIGERIA | 20 817 | 36 876 | 8 493 | 15 070 | 4 669 | 8 163 |
| CAMEROON | 58 | 132 | 91 | 150 | 51 | 81 |
| ZAIRE | 525 | 1 013 | 186 | 359 | 104 | 194 |
| RWANDA | 6 | 219 | 2 | 62 | 1 | 33 |
| ANGOLA | 507 | 1 379 | 162 | 1 089 | 90 | 580 |
| ETHIOPIA | 336 | 661 | 316 | 545 | 175 | 296 |
| SOMALIA | 326 | 326 | 80 | 80 | 44 | 44 |
| KENYA | 2 637 | 6 384 | 844 | 1 761 | 466 | 955 |
| TANZANIA | 287 | 971 | 149 | 457 | 82 | 247 |
| MOZAMBIQUE | 13 | 225 | 11 | 159 | 6 | 83 |
| MADAGASCAR | 220 | 740 | 175 | 359 | 94 | 214 |
| MAURITIUS | 47 | 134 | 44 | 132 | 25 | 76 |
| ZAMBIA | 238 | 1 062 | 213 | 473 | 116 | 256 |
| REP S AFRICA | 4 012 | 10 408 | 1 950 | 5 027 | 1 068 | 2 701 |
| USA | 68 687 | 237 472 | 13 511 | 45 348 | 7 438 | 24 382 |
| CANADA | 2 519 | 25 564 | 719 | 4 488 | 394 | 2 392 |
| MEXICO | 231 | 735 | 237 | 682 | 131 | 366 |
| GUATEMALA | 805 | 1 477 | 406 | 792 | 224 | 430 |
| REP HONDURAS | 147 | 574 | 138 | 495 | 77 | 269 |
| EL SALVADOR | 404 | 1 038 | 317 | 680 | 178 | 376 |
| NICARAGUA | 18 | 240 | 27 | 91 | 15 | 50 |
| COSTA RICA | 402 | 1 367 | 306 | 977 | 167 | 524 |
| PANAM EX CZ | 166 | 966 | 149 | 700 | 82 | 379 |
| CUBA | 176 | 5 598 | 107 | 1 098 | 61 | 590 |
| REP HAITI | 305 | 534 | 64 | 120 | 36 | 64 |
| DOMINIC REP | 1 065 | 1 814 | 247 | 455 | 135 | 244 |
| JAMAICA | 12 | 596 | 12 | 140 | 6 | 75 |
| BARBADOS | 62 | 115 | 32 | 55 | 18 | 30 |
| TRINIDAD TOB | 52 | 191 | 97 | 260 | 53 | 137 |
| COLOMBIA | 3 943 | 13 077 | 1 602 | 4 228 | 880 | 2 272 |
| VENEZUELA | 6 074 | 15 334 | 1 792 | 4 720 | 984 | 2 540 |
| ECUADOR | 489 | 1 911 | 297 | 1 089 | 162 | 584 |
| PERU | 2 467 | 4 728 | 849 | 1 643 | 470 | 890 |
| BRAZIL | 33 447 | 95 341 | 7 220 | 20 048 | 3 968 | 10 822 |
| CHILE | 4 818 | 11 678 | 1 507 | 4 101 | 824 | 2 202 |
| BOLIVIA | 677 | 1 471 | 328 | 771 | 180 | 417 |
| PARAGUAY | 227 | 1 088 | 100 | 358 | 56 | 193 |
| URUGUAY | 7 025 | 8 559 | 1 590 | 2 319 | 885 | 1 270 |
| ARGENTINA | 20 590 | 48 280 | 5 800 | 12 085 | 3 193 | 6 549 |
| CYPRUS | 893 | 2 227 | 387 | 825 | 215 | 449 |
| LEBANON | 3 685 | 8 818 | 1 158 | 2 815 | 638 | 1 528 |
| SYRIA | 1 599 | 11 568 | 926 | 3 000 | 510 | 1 615 |
| IRAQ | 3 391 | 7 535 | 2 425 | 4 376 | 1 338 | 2 377 |
| IRAN | 6 905 | 12 407 | 3 854 | 6 386 | 2 120 | 3 468 |
| ISRAEL | 9 949 | 20 092 | 3 346 | 7 615 | 1 841 | 4 113 |
| JORDAN | 1 766 | 3 092 | 444 | 930 | 244 | 506 |
| SAUDI ARABIA | 47 015 | 96 991 | 7 724 | 18 305 | 4 254 | 9 885 |
| KUWAIT | 3 383 | 15 915 | 701 | 4 009 | 384 | 2 151 |
| BAHRAIN | 46 | 445 | 35 | 174 | 19 | 95 |
| ARAB EMIRAT | 1 269 | 4 466 | 818 | 2 182 | 449 | 1 175 |
| OMAN | 143 | 573 | 57 | 257 | 30 | 135 |
| NORTH YEMEN | 178 | 212 | 46 | 57 | 26 | 31 |
| AFGHANISTAN | 1 074 | 1 704 | 370 | 544 | 202 | 294 |
| PAKISTAN | 1 603 | 3 860 | 632 | 1 653 | 346 | 891 |
| INDIA | 3 581 | 10 224 | 1 420 | 3 428 | 782 | 1 856 |
| BANGLADESH | 414 | 1 755 | 165 | 604 | 91 | 326 |
| SRI LANKA | 347 | 850 | 156 | 338 | 88 | 187 |
| BURMA | 334 | 534 | 425 | 834 | 235 | 453 |
| THAILAND | 8 110 | 23 359 | 1 819 | 5 578 | 1 002 | 3 008 |
| INDONESIA | 4 286 | 20 678 | 1 142 | 4 858 | 631 | 2 621 |
| MALAYSIA | 3 503 | 11 642 | 976 | 3 015 | 540 | 1 622 |
| SINGAPORE | 3 793 | 10 369 | 1 632 | 4 076 | 900 | 2 202 |
| PHILIPPINES | 3 193 | 13 002 | 1 137 | 4 030 | 624 | 2 169 |
| P REP CHINA | 25 | 3 338 | 453 | 1 296 | 246 | 697 |
| NORTH KOREA | | 396 | | 206 | | 111 |
| SOUTH KOREA | 6 717 | 14 766 | 3 169 | 8 275 | 1 743 | 4 464 |
| JAPAN | 17 727 | 49 848 | 8 706 | 23 468 | 4 783 | 12 643 |
| TAIWAN | 5 855 | 25 409 | 2 907 | 9 638 | 1 597 | 5 178 |
| HONG KONG | 2 525 | 6 182 | 1 301 | 3 108 | 718 | 1 685 |
| AUSTRALIA | 7 612 | 21 289 | 2 218 | 5 861 | 1 223 | 3 173 |
| NEW ZEALAND | 2 903 | 6 995 | 856 | 1 927 | 475 | 1 047 |
| FIJI | 20 | 1 320 | 2 | 243 | 1 | 132 |
| FR POLYNESIA | 102 | 179 | 76 | 128 | 42 | 71 |

6 IMPORTS AND EXPORTS (SPECIAL TRADE) BY GROUPS OF THE SITC AND BY COUNTRIES OF PRODUCTION AND CONSUMPTION 1979

| GROUP COUNTRY | DT = 100 KG | | 1 000 DM | | 1 000 \$ | |
|----------------------------|-------------|----------|-----------|-----------|-----------|-----------|
| | JULY/SEPT | JAN/SEPT | JULY/SEPT | JAN/SEPT | JULY/SEPT | JAN/SEPT |
| 541 MEDICINAL ETC PRODUCTS | | | | | | |
| IMPORTS | 92 103 | 282 427 | 503 388 | 1 565 938 | 276 981 | 843 805 |
| FRANCE | 22 921 | 69 271 | 68 629 | 235 311 | 37 763 | 126 666 |
| BELGIUM LUX | 7 107 | 22 233 | 52 619 | 143 968 | 28 976 | 77 675 |
| NETHERLANDS | 8 563 | 20 880 | 45 230 | 129 158 | 24 878 | 69 643 |
| ITALY | 9 287 | 36 182 | 30 138 | 104 365 | 16 582 | 56 175 |
| UNTD KINGDOM | 8 716 | 25 545 | 59 769 | 168 548 | 32 902 | 90 855 |
| IRISH REP | 1 006 | 2 325 | 5 123 | 28 977 | 2 819 | 15 510 |
| DENMARK | 2 780 | 8 118 | 14 071 | 40 588 | 7 742 | 21 876 |
| NORWAY | 200 | 530 | 884 | 3 929 | 487 | 2 107 |
| SWEDEN | 2 574 | 7 353 | 20 232 | 58 427 | 11 125 | 31 499 |
| FINLAND | 20 | 88 | 280 | 1 284 | 153 | 685 |
| SWITZERLAND | 9 067 | 32 188 | 95 541 | 295 853 | 52 533 | 159 447 |
| AUSTRIA | 5 675 | 14 173 | 30 135 | 88 810 | 16 585 | 47 904 |
| PORTUGAL | 167 | 233 | 1 115 | 1 967 | 615 | 1 070 |
| SPAIN | 1 619 | 3 758 | 6 827 | 20 701 | 3 762 | 11 185 |
| YUGOSLAVIA | 1 191 | 3 579 | 3 007 | 10 077 | 1 652 | 5 422 |
| GREECE | | 17 | | 159 | | 84 |
| USSR | 148 | 900 | 1 091 | 4 300 | 599 | 2 308 |
| POLAND | 160 | 460 | 145 | 1 283 | 80 | 687 |
| CZECHOSLOVA | 133 | 302 | 2 103 | 7 453 | 1 157 | 4 012 |
| HUNGARY | 30 | 107 | 369 | 1 200 | 204 | 647 |
| RUMANIA | 204 | 1 193 | 1 467 | 4 461 | 807 | 2 398 |
| BULGARIA | 445 | 2 705 | 484 | 2 843 | 264 | 1 519 |
| EGYPT | | 46 | | 177 | | 94 |
| ZAIRE | | 976 | | 14 356 | | 7 702 |
| TANZANIA | | 132 | | 1 860 | | 1 002 |
| USA | 2 929 | 8 148 | 37 069 | 115 958 | 20 404 | 62 533 |
| CANADA | 249 | 640 | 1 163 | 4 226 | 640 | 2 276 |
| MEXICO | 17 | 77 | 1 456 | 4 626 | 800 | 2 491 |
| PANAM EX CZ | 1 | 1 | 82 | 82 | 45 | 45 |
| BAHAMAS | | | 1 818 | 5 496 | 1 007 | 2 971 |
| PERU | | 2 | 5 | 171 | 3 | 93 |
| BRAZIL | 773 | 2 363 | 3 893 | 11 626 | 2 136 | 6 255 |
| URUGUAY | | 1 | | 129 | | 70 |
| ARGENTINA | 16 | 88 | 1 692 | 6 426 | 925 | 3 447 |
| ISRAEL | 19 | 157 | 242 | 1 296 | 133 | 697 |
| INDIA | 328 | 1 505 | 206 | 1 039 | 114 | 562 |
| INDONESIA | 16 | 16 | 526 | 527 | 291 | 292 |
| MALAYSIA | 80 | 227 | 336 | 906 | 185 | 489 |
| SINGAPORE | 8 | 38 | 63 | 117 | 35 | 64 |
| P REP CHINA | 564 | 1 875 | 1 649 | 3 923 | 909 | 2 119 |
| SOUTH KOREA | 61 | 148 | 133 | 509 | 74 | 273 |
| JAPAN | 2 601 | 6 409 | 10 821 | 30 107 | 5 957 | 16 257 |
| TAIWAN | 2 422 | 7 406 | 2 903 | 8 467 | 1 599 | 4 565 |
| AUSTRALIA | 3 | 15 | 25 | 92 | 14 | 50 |
| EXPORTS | 215 638 | 619 041 | 912 057 | 2 699 620 | 501 942 | 1 455 576 |
| FRANCE | 8 864 | 28 972 | 36 645 | 127 342 | 20 178 | 68 609 |
| BELGIUM LUX | 11 837 | 33 941 | 59 211 | 180 526 | 32 602 | 97 300 |
| NETHERLANDS | 14 226 | 39 627 | 51 965 | 141 395 | 28 590 | 76 363 |
| ITALY | 13 572 | 40 594 | 64 565 | 208 304 | 35 540 | 112 285 |
| UNTD KINGDOM | 7 788 | 20 887 | 39 281 | 116 156 | 21 636 | 62 647 |
| IRISH REP | 2 624 | 6 947 | 4 316 | 12 074 | 2 374 | 6 517 |
| DENMARK | 4 143 | 13 980 | 18 690 | 56 697 | 10 285 | 30 565 |
| ICELAND | 139 | 294 | 331 | 791 | 181 | 423 |
| NORWAY | 917 | 3 002 | 4 992 | 15 530 | 2 750 | 8 380 |
| SWEDEN | 4 957 | 13 946 | 30 807 | 92 803 | 16 959 | 50 035 |
| FINLAND | 1 953 | 5 312 | 6 832 | 19 485 | 3 768 | 10 525 |
| SWITZERLAND | 10 076 | 33 644 | 50 491 | 156 188 | 27 789 | 84 163 |
| AUSTRIA | 10 867 | 35 625 | 63 614 | 196 831 | 35 005 | 106 107 |
| PORTUGAL | 1 396 | 4 152 | 10 532 | 30 483 | 5 799 | 16 425 |
| SPAIN | 3 845 | 10 396 | 13 727 | 51 682 | 7 556 | 27 822 |
| MALTA | 250 | 610 | 896 | 2 220 | 489 | 1 193 |
| YUGOSLAVIA | 2 357 | 6 430 | 13 635 | 37 908 | 7 524 | 20 482 |
| GREECE | 2 236 | 7 371 | 11 132 | 35 535 | 6 135 | 19 144 |
| TURKEY | 305 | 806 | 2 824 | 8 710 | 1 554 | 4 714 |
| USSR | 81 | 284 | 854 | 3 523 | 471 | 1 895 |
| POLAND | 3 953 | 8 391 | 7 707 | 21 184 | 4 238 | 11 405 |
| CZECHOSLOVA | 405 | 968 | 2 655 | 6 464 | 1 462 | 3 489 |
| HUNGARY | 1 180 | 2 845 | 3 085 | 9 261 | 1 703 | 5 018 |
| RUMANIA | 1 230 | 3 886 | 3 087 | 10 803 | 1 694 | 5 810 |
| BULGARIA | 251 | 1 436 | 1 815 | 8 758 | 998 | 4 714 |
| ALBANIA | 2 | 8 | 36 | 94 | 19 | 49 |
| CANARY IS | 2 | 13 | 14 | 56 | 8 | 30 |
| MOROCCO | 220 | 743 | 1 449 | 3 844 | 803 | 2 079 |
| ALGERIA | 732 | 1 887 | 2 271 | 5 679 | 1 250 | 3 063 |
| TUNISIA | 213 | 654 | 515 | 1 480 | 284 | 800 |
| LIBYA | 1 820 | 5 926 | 6 150 | 11 393 | 3 394 | 6 204 |
| EGYPT | 1 349 | 4 630 | 8 425 | 25 898 | 4 630 | 13 933 |
| SUDAN | 862 | 2 125 | 3 073 | 7 728 | 1 697 | 4 172 |
| MAURITANIA | 102 | 104 | 100 | 120 | 56 | 66 |
| MALI | 23 | 38 | 104 | 169 | 57 | 91 |
| UPPER VOLTA | 137 | 155 | 130 | 184 | 69 | 97 |
| NIGER | 1 | 87 | 11 | 156 | 6 | 83 |
| CHAD | 107 | 220 | 396 | 868 | 215 | 467 |
| SENEGAL | 20 | 54 | 36 | 175 | 20 | 94 |
| GUIN BISSAU | 6 | 31 | 14 | 133 | 7 | 69 |
| REP GUINEA | 55 | 99 | 436 | 796 | 239 | 430 |

6 IMPORTS AND EXPORTS (SPECIAL TRADE) BY GROUPS OF THE SITC AND BY COUNTRIES OF PRODUCTION AND CONSUMPTION 1979

| GROUP COUNTRY | DT = 100 KG | | 1 000 DM | | 1 000 \$ | |
|------------------|-------------|----------|-----------|----------|-----------|----------|
| | JULY/SEPT | JAN/SEPT | JULY/SEPT | JAN/SEPT | JULY/SEPT | JAN/SEPT |
| SIERRA LEONE | 40 | 437 | 535 | 1 191 | 294 | 640 |
| LIBERIA | 216 | 689 | 574 | 1 364 | 314 | 738 |
| IVORY COAST | 99 | 275 | 477 | 1 368 | 264 | 737 |
| GHANA | 692 | 2 087 | 1 551 | 6 686 | 855 | 3 603 |
| TOGO | 31 | 70 | 130 | 336 | 70 | 179 |
| BENIN | 89 | 219 | 236 | 659 | 129 | 353 |
| NIGERIA | 6 064 | 12 985 | 12 333 | 26 497 | 6 815 | 14 349 |
| CAMEROON | 97 | 192 | 330 | 593 | 179 | 319 |
| CENT AFR EMP | 30 | 46 | 61 | 79 | 35 | 46 |
| S TOME PRINC | 17 | 17 | 73 | 80 | 40 | 44 |
| CONGO | 128 | 156 | 198 | 235 | 108 | 129 |
| ZAIRE | 720 | 1 983 | 1 467 | 3 982 | 811 | 2 155 |
| RWANDA | 118 | 144 | 154 | 369 | 85 | 200 |
| BURUNDI | 23 | 178 | 89 | 397 | 49 | 214 |
| ANGOLA | 817 | 2 173 | 3 467 | 8 506 | 1 903 | 4 592 |
| ETHIOPIA | 293 | 1 099 | 1 173 | 5 084 | 642 | 2 709 |
| SOMALIA | 22 | 261 | 133 | 1 040 | 73 | 557 |
| KENYA | 774 | 1 375 | 1 704 | 4 591 | 938 | 2 469 |
| UGANDA | 39 | 225 | 142 | 793 | 76 | 420 |
| TANZANIA | 906 | 6 047 | 1 120 | 5 389 | 611 | 2 896 |
| MOZAMBIQUE | 1 224 | 1 789 | 1 473 | 3 603 | 812 | 1 950 |
| MADAGASCAR | 39 | 130 | 270 | 790 | 150 | 426 |
| REUNION | 2 | 8 | 49 | 72 | 27 | 39 |
| MAURITIUS | 88 | 283 | 450 | 1 276 | 248 | 689 |
| ZAMBIA | 140 | 534 | 917 | 2 152 | 500 | 1 157 |
| RHODESIA | 33 | 58 | 212 | 318 | 117 | 174 |
| MALAWI | 6 | 96 | 46 | 221 | 27 | 120 |
| REP S AFRICA | 1 550 | 4 424 | 10 921 | 25 813 | 6 006 | 13 949 |
| USA | 18 188 | 51 512 | 42 029 | 130 343 | 23 151 | 70 243 |
| CANADA | 1 916 | 5 630 | 6 397 | 18 849 | 3 521 | 10 168 |
| MEXICO | 2 883 | 6 211 | 8 488 | 21 051 | 4 668 | 11 351 |
| GUATEMALA | 425 | 1 416 | 1 632 | 4 692 | 896 | 2 520 |
| REP HONDURAS | 391 | 637 | 1 203 | 2 299 | 664 | 1 248 |
| EL SALVADOR | 237 | 588 | 1 179 | 3 921 | 650 | 2 112 |
| NICARAGUA | 119 | 303 | 529 | 1 114 | 290 | 605 |
| COSTA RICA | 527 | 1 040 | 1 135 | 2 666 | 623 | 1 441 |
| PANAM EX CZ | 1 113 | 3 440 | 7 713 | 23 377 | 4 240 | 12 593 |
| PANAMA C ZON | 101 | 852 | 347 | 3 066 | 191 | 1 634 |
| CUBA | 562 | 4 233 | 1 933 | 7 252 | 1 064 | 3 902 |
| REP HAITI | 180 | 652 | 320 | 861 | 176 | 463 |
| DOMINIC REP | 499 | 1 236 | 1 625 | 4 265 | 897 | 2 300 |
| AM VIRGIN IS | | 30 | 1 | 259 | | 137 |
| MARTINIQUE | 31 | 36 | 61 | 75 | 33 | 42 |
| JAMAICA | 19 | 48 | 410 | 507 | 222 | 275 |
| BARBADOS | 164 | 370 | 1 601 | 2 329 | 878 | 1 267 |
| TRINIDAD TOB | 9 | 293 | 45 | 588 | 24 | 314 |
| NETH ANTILL | 50 | 114 | 288 | 658 | 157 | 355 |
| COLOMBIA | 827 | 2 037 | 4 815 | 14 141 | 2 652 | 7 619 |
| VENEZUELA | 610 | 2 052 | 3 748 | 13 484 | 2 058 | 7 248 |
| GUYANA | 2 | 43 | 63 | 139 | 34 | 74 |
| SURINAM | 60 | 128 | 190 | 364 | 105 | 199 |
| ECUADOR | 412 | 1 394 | 3 251 | 9 392 | 1 797 | 5 073 |
| PERU | 245 | 721 | 1 728 | 5 312 | 947 | 2 860 |
| BRAZIL | 5 124 | 14 310 | 15 136 | 45 438 | 8 320 | 24 466 |
| CHILE | 864 | 1 918 | 2 260 | 7 106 | 1 241 | 3 831 |
| BOLIVIA | 342 | 1 566 | 1 391 | 4 808 | 762 | 2 579 |
| PARAGUAY | 290 | 789 | 687 | 2 343 | 374 | 1 255 |
| URUGUAY | 400 | 1 058 | 2 409 | 6 166 | 1 319 | 3 323 |
| ARGENTINA | 2 474 | 5 856 | 13 037 | 30 163 | 7 182 | 16 330 |
| CYPRUS | 150 | 472 | 620 | 1 856 | 344 | 1 004 |
| LEBANON | 586 | 2 106 | 3 990 | 12 827 | 2 190 | 6 909 |
| SYRIA | 1 954 | 8 955 | 10 831 | 36 129 | 5 929 | 19 407 |
| IRAQ | 3 721 | 5 888 | 9 763 | 18 603 | 5 360 | 10 089 |
| IRAN | 7 639 | 12 641 | 25 673 | 41 975 | 14 130 | 22 761 |
| ISRAEL | 510 | 1 125 | 3 851 | 10 249 | 2 117 | 5 530 |
| JORDAN | 520 | 1 121 | 1 303 | 3 832 | 713 | 2 062 |
| SAUDI ARABIA | 3 104 | 10 778 | 14 711 | 42 079 | 8 085 | 22 695 |
| KUWAIT | 518 | 1 783 | 2 088 | 6 796 | 1 148 | 3 650 |
| BAHRAIN | 92 | 296 | 443 | 1 391 | 242 | 741 |
| QATAR | 183 | 439 | 770 | 2 073 | 426 | 1 124 |
| ARAB EMIRAT | 855 | 1 886 | 3 125 | 7 862 | 1 712 | 4 224 |
| OMAN | 182 | 359 | 689 | 1 305 | 378 | 706 |
| NORTH YEMEN | 1 552 | 3 129 | 4 969 | 10 575 | 2 752 | 5 752 |
| SOUTH YEMEN | 106 | 439 | 635 | 1 390 | 350 | 751 |
| AFGHANISTAN | 300 | 433 | 798 | 1 701 | 441 | 925 |
| PAKISTAN | 1 078 | 2 978 | 4 309 | 12 805 | 2 366 | 6 890 |
| INDIA | 725 | 1 865 | 3 024 | 7 827 | 1 661 | 4 229 |
| BANGLADESH | 547 | 1 376 | 1 859 | 5 255 | 1 031 | 2 839 |
| SRI LANKA | 95 | 335 | 187 | 896 | 102 | 481 |
| BURMA | 174 | 332 | 744 | 1 217 | 411 | 659 |
| THAILAND | 2 040 | 5 851 | 6 391 | 16 472 | 3 520 | 8 903 |
| VIETNAM | 52 | 226 | 262 | 657 | 143 | 353 |
| INDONESIA | 994 | 2 474 | 4 500 | 12 587 | 2 468 | 6 777 |
| MALAYSIA | 786 | 2 902 | 2 170 | 8 567 | 1 190 | 4 600 |
| SINGAPORE | 674 | 1 638 | 2 174 | 5 278 | 1 196 | 2 855 |
| PHILIPPINES | 574 | 1 699 | 2 274 | 7 652 | 1 251 | 4 118 |
| P REP CHINA | 15 | 90 | 121 | 1 023 | 66 | 551 |
| NORTH KOREA | 34 | 40 | 92 | 116 | 50 | 62 |
| SOUTH KOREA | 505 | 1 714 | 3 431 | 10 743 | 1 881 | 5 779 |
| JAPAN | 11 162 | 36 163 | 79 450 | 256 355 | 43 720 | 138 129 |
| TAIWAN | 976 | 3 407 | 5 085 | 14 770 | 2 803 | 7 980 |
| HONG KONG | 1 562 | 5 086 | 5 616 | 17 544 | 3 088 | 9 452 |

6 IMPORTS AND EXPORTS (SPECIAL TRADE) BY GROUPS OF THE SITC AND BY COUNTRIES OF PRODUCTION AND CONSUMPTION 1979

| GROUP COUNTRY | DT = 100 KG | | 1 000 DM | | 1 000 \$ | |
|-------------------------------|-------------|----------|-----------|----------|-----------|----------|
| | JULY/SEPT | JAN/SEPT | JULY/SEPT | JAN/SEPT | JULY/SEPT | JAN/SEPT |
| AUSTRALIA | 2 248 | 7 037 | 8 961 | 28 788 | 4 921 | 15 481 |
| PAPUA NEW G | 413 | 757 | 514 | 1 033 | 283 | 561 |
| NEW ZEALAND | 514 | 1 475 | 3 710 | 8 931 | 2 047 | 4 830 |
| FIJI | 1 | 20 | 4 | 64 | 3 | 37 |
| 551 ESSENTL OIL, PERFUME, ETC | | | | | | |
| IMPORTS | 37 147 | 105 311 | 69 549 | 213 373 | 38 276 | 115 018 |
| FRANCE | 5 036 | 16 866 | 17 321 | 54 512 | 9 531 | 29 400 |
| BELGIUM LUX | 76 | 352 | 121 | 610 | 66 | 324 |
| NETHERLANDS | 5 964 | 16 785 | 12 645 | 40 195 | 6 959 | 21 676 |
| ITALY | 2 734 | 9 378 | 2 205 | 8 238 | 1 215 | 4 424 |
| UNTD KINGDOM | 2 241 | 6 472 | 5 487 | 16 208 | 3 019 | 8 731 |
| IRISH REP | 193 | 354 | 773 | 1 750 | 425 | 944 |
| DENMARK | 197 | 305 | 132 | 464 | 72 | 247 |
| SWEDEN | 207 | 472 | 65 | 180 | 37 | 100 |
| SWITZERLAND | 4 076 | 11 951 | 16 201 | 51 806 | 8 922 | 27 920 |
| AUSTRIA | 252 | 1 155 | 344 | 1 666 | 190 | 895 |
| PORTUGAL | 92 | 452 | 79 | 365 | 44 | 195 |
| SPAIN | 1 578 | 3 706 | 1 258 | 4 001 | 693 | 2 150 |
| YUGOSLAVIA | 140 | 537 | 374 | 944 | 206 | 513 |
| GREECE | 16 | 554 | 17 | 387 | 9 | 208 |
| USSR | 18 | 50 | 132 | 255 | 72 | 135 |
| POLAND | 82 | 164 | 18 | 196 | 10 | 107 |
| HUNGARY | 34 | 171 | 218 | 879 | 120 | 475 |
| RUMANIA | | 378 | | 95 | | 50 |
| BULGARIA | 18 | 67 | 95 | 322 | 53 | 174 |
| MOROCCO | 40 | 234 | 248 | 814 | 135 | 433 |
| TUNISIA | 22 | 50 | 68 | 158 | 37 | 85 |
| EGYPT | 25 | 51 | 210 | 474 | 115 | 256 |
| MADAGASCAR | 22 | 110 | 30 | 121 | 16 | 65 |
| USA | 5 876 | 13 451 | 5 238 | 12 216 | 2 883 | 6 612 |
| CANADA | 66 | 211 | 222 | 803 | 123 | 433 |
| MEXICO | 21 | 143 | 198 | 375 | 111 | 204 |
| REP HAITI | | 11 | | 128 | | 69 |
| BRAZIL | 4 099 | 11 746 | 1 260 | 3 325 | 696 | 1 795 |
| PARAGUAY | 95 | 556 | 183 | 987 | 102 | 530 |
| ARGENTINA | 192 | 417 | 297 | 724 | 162 | 391 |
| ISRAEL | 235 | 392 | 71 | 144 | 38 | 76 |
| INDIA | 108 | 313 | 441 | 1 465 | 243 | 788 |
| SRI LANKA | 19 | 36 | 81 | 180 | 44 | 97 |
| INDONESIA | 393 | 646 | 497 | 990 | 272 | 536 |
| SINGAPORE | 10 | 184 | 53 | 455 | 28 | 240 |
| P REP CHINA | 2 537 | 5 358 | 2 365 | 5 216 | 1 298 | 2 817 |
| NORTH KOREA | 20 | 70 | 32 | 95 | 18 | 52 |
| SOUTH KOREA | 101 | 101 | 152 | 152 | 83 | 83 |
| JAPAN | 49 | 318 | 165 | 573 | 91 | 307 |
| TAIWAN | 93 | 425 | 124 | 408 | 67 | 218 |
| AUSTRALIA | 18 | 93 | 24 | 82 | 13 | 44 |
| EXPORTS | 18 105 | 57 591 | 42 840 | 138 964 | 23 575 | 74 829 |
| FRANCE | 1 160 | 3 924 | 2 670 | 8 334 | 1 464 | 4 484 |
| BELGIUM LUX | 960 | 3 297 | 1 696 | 5 911 | 937 | 3 181 |
| NETHERLANDS | 1 844 | 5 146 | 2 172 | 8 248 | 1 195 | 4 437 |
| ITALY | 955 | 4 262 | 2 662 | 10 780 | 1 466 | 5 795 |
| UNTD KINGDOM | 415 | 1 341 | 803 | 3 138 | 441 | 1 684 |
| IRISH REP | 39 | 128 | 118 | 250 | 66 | 135 |
| DENMARK | 378 | 1 286 | 629 | 2 360 | 348 | 1 271 |
| NORWAY | 121 | 325 | 420 | 1 010 | 230 | 544 |
| SWEDEN | 178 | 564 | 691 | 2 231 | 382 | 1 207 |
| FINLAND | 174 | 557 | 693 | 2 178 | 381 | 1 173 |
| SWITZERLAND | 1 295 | 3 535 | 2 326 | 7 879 | 1 280 | 4 247 |
| AUSTRIA | 1 240 | 4 136 | 2 812 | 8 974 | 1 549 | 4 842 |
| PORTUGAL | 53 | 211 | 250 | 716 | 136 | 384 |
| SPAIN | 1 144 | 3 816 | 1 067 | 5 177 | 588 | 2 779 |
| MALTA | 121 | 262 | 51 | 133 | 28 | 70 |
| YUGOSLAVIA | 666 | 2 124 | 1 558 | 5 193 | 859 | 2 797 |
| GREECE | 219 | 732 | 623 | 2 252 | 342 | 1 209 |
| TURKEY | 316 | 863 | 1 011 | 2 293 | 556 | 1 240 |
| USSR | 177 | 182 | 168 | 211 | 92 | 115 |
| POLAND | 266 | 519 | 536 | 1 234 | 294 | 669 |
| CZECHOSLOVA | 87 | 256 | 346 | 1 187 | 190 | 641 |
| HUNGARY | 78 | 389 | 224 | 1 127 | 123 | 608 |
| RUMANIA | 86 | 327 | 387 | 614 | 213 | 333 |
| MOROCCO | 14 | 52 | 50 | 155 | 28 | 85 |
| ALGERIA | 85 | 560 | 282 | 1 036 | 154 | 557 |
| TUNISIA | 104 | 366 | 148 | 494 | 81 | 264 |
| LIBYA | 33 | 417 | 136 | 1 021 | 75 | 548 |
| EGYPT | 94 | 322 | 213 | 737 | 118 | 396 |
| SUDAN | 68 | 175 | 175 | 593 | 95 | 318 |
| SENEGAL | 3 | 21 | 21 | 123 | 12 | 67 |
| IVORY COAST | 18 | 57 | 44 | 204 | 24 | 109 |
| BENIN | | 101 | 1 | 74 | | 39 |
| NIGERIA | 1 441 | 2 566 | 3 248 | 5 891 | 1 799 | 3 203 |
| CAMEROON | 3 | 20 | 13 | 68 | 7 | 37 |
| ZAIRE | | 57 | | 64 | | 34 |
| BURUNDI | | 59 | | 98 | | 53 |
| ANGOLA | 36 | 256 | 320 | 878 | 176 | 472 |
| SOMALIA | 31 | 67 | 61 | 198 | 34 | 107 |
| KENYA | 37 | 149 | 88 | 278 | 49 | 149 |

6 IMPORTS AND EXPORTS (SPECIAL TRADE) BY GROUPS OF THE SITC AND BY COUNTRIES OF PRODUCTION AND CONSUMPTION 1979

| GROUP COUNTRY | DT = 100 KG | | 1 000 DM | | 1 000 \$ | |
|------------------|-------------|----------|-----------|----------|-----------|----------|
| | JULY/SEPT | JAN/SEPT | JULY/SEPT | JAN/SEPT | JULY/SEPT | JAN/SEPT |
| TANZANIA | 27 | 81 | 61 | 337 | 34 | 180 |
| MADAGASCAR | 136 | 311 | 268 | 718 | 146 | 383 |
| MAURITIUS | 8 | 16 | 58 | 129 | 30 | 69 |
| ZAMBIA | 93 | 162 | 223 | 370 | 123 | 201 |
| REP S AFRICA | 229 | 681 | 708 | 2 239 | 390 | 1 208 |
| USA | 233 | 958 | 796 | 3 217 | 434 | 1 730 |
| CANADA | 6 | 26 | 23 | 91 | 13 | 50 |
| MEXICO | 51 | 86 | 166 | 388 | 92 | 207 |
| GUATEMALA | 29 | 140 | 120 | 391 | 65 | 213 |
| REP HONDURAS | 5 | 33 | 41 | 195 | 23 | 103 |
| EL SALVADOR | 33 | 78 | 97 | 254 | 52 | 135 |
| COSTA RICA | 56 | 127 | 87 | 208 | 46 | 111 |
| CUBA | 21 | 70 | 13 | 122 | 7 | 64 |
| REP HAITI | 5 | 27 | 12 | 57 | 6 | 32 |
| DOMINIC REP | 17 | 44 | 138 | 231 | 76 | 126 |
| COLOMBIA | 51 | 215 | 206 | 703 | 112 | 372 |
| VENEZUELA | 97 | 320 | 556 | 1 343 | 305 | 721 |
| ECUADOR | 26 | 61 | 132 | 304 | 73 | 163 |
| PERU | 31 | 114 | 140 | 435 | 78 | 237 |
| BRAZIL | 49 | 102 | 152 | 422 | 83 | 230 |
| CHILE | 152 | 393 | 410 | 1 120 | 225 | 603 |
| BOLIVIA | 25 | 62 | 86 | 256 | 46 | 137 |
| URUGUAY | 4 | 7 | 32 | 60 | 17 | 33 |
| ARGENTINA | 13 | 41 | 60 | 259 | 36 | 144 |
| CYPRUS | 33 | 102 | 119 | 441 | 65 | 236 |
| LEBANON | 28 | 171 | 104 | 476 | 58 | 256 |
| SYRIA | 80 | 546 | 312 | 1 073 | 173 | 577 |
| IRAQ | 56 | 153 | 261 | 640 | 143 | 343 |
| IRAN | 187 | 271 | 636 | 946 | 348 | 515 |
| ISRAEL | 115 | 295 | 252 | 744 | 139 | 398 |
| JORDAN | 18 | 64 | 57 | 180 | 31 | 96 |
| SAUDI ARABIA | 19 | 74 | 95 | 510 | 51 | 271 |
| ARAB EMIRAT | 9 | 22 | 39 | 88 | 21 | 46 |
| NORTH YEMEN | 21 | 144 | 58 | 554 | 32 | 297 |
| PAKISTAN | 67 | 150 | 177 | 464 | 97 | 248 |
| INDIA | 30 | 343 | 94 | 1 010 | 52 | 540 |
| BANGLADESH | 17 | 89 | 40 | 200 | 22 | 107 |
| SRI LANKA | 8 | 52 | 25 | 81 | 14 | 46 |
| BURMA | 76 | 139 | 141 | 271 | 77 | 147 |
| THAILAND | 145 | 412 | 483 | 1 192 | 267 | 646 |
| INDONESIA | 463 | 2 252 | 1 518 | 6 379 | 834 | 3 425 |
| MALAYSIA | 10 | 176 | 28 | 687 | 16 | 364 |
| SINGAPORE | 85 | 278 | 232 | 746 | 128 | 404 |
| PHILIPPINES | 70 | 306 | 235 | 854 | 129 | 457 |
| SOUTH KOREA | 166 | 590 | 1 320 | 4 138 | 729 | 2 231 |
| JAPAN | 240 | 755 | 1 003 | 3 197 | 552 | 1 722 |
| TAIWAN | 84 | 271 | 298 | 830 | 164 | 447 |
| HONG KONG | 359 | 1 189 | 1 026 | 3 381 | 568 | 1 823 |
| AUSTRALIA | 216 | 653 | 636 | 1 714 | 349 | 929 |
| NEW ZEALAND | 16 | 46 | 79 | 262 | 43 | 141 |

553 PERFUMERY, COSMETICS, ETC

| | | | | | | |
|--------------|---------|---------|---------|---------|--------|---------|
| IMPORTS | 83 094 | 274 106 | 109 828 | 330 736 | 60 486 | 178 274 |
| FRANCE | 22 999 | 91 570 | 50 343 | 159 566 | 27 724 | 85 987 |
| BELGIUM LUX | 16 691 | 53 008 | 9 487 | 31 430 | 5 217 | 16 921 |
| NETHERLANDS | 7 483 | 23 040 | 5 500 | 17 927 | 3 028 | 9 633 |
| ITALY | 7 411 | 26 465 | 9 759 | 29 815 | 5 371 | 16 043 |
| UNTD KINGDOM | 16 699 | 46 198 | 19 499 | 49 882 | 10 745 | 26 941 |
| IRISH REP | 1 071 | 2 265 | 1 618 | 3 471 | 891 | 1 873 |
| DENMARK | 304 | 650 | 484 | 1 121 | 266 | 603 |
| SWEDEN | 52 | 156 | 74 | 270 | 39 | 142 |
| SWITZERLAND | 7 242 | 19 808 | 9 546 | 25 519 | 5 266 | 13 791 |
| AUSTRIA | 571 | 1 947 | 745 | 2 277 | 412 | 1 232 |
| PORTUGAL | 13 | 33 | 56 | 142 | 31 | 78 |
| SPAIN | 292 | 1 277 | 573 | 2 219 | 314 | 1 193 |
| YUGOSLAVIA | 23 | 38 | 5 | 102 | 2 | 54 |
| USA | 1 636 | 5 486 | 1 718 | 5 462 | 948 | 2 950 |
| BRAZIL | 124 | 948 | 23 | 179 | 12 | 96 |
| ISRAEL | 13 | 161 | 23 | 293 | 12 | 155 |
| INDIA | 115 | 313 | 120 | 314 | 68 | 171 |
| P REP CHINA | 196 | 283 | 35 | 94 | 19 | 52 |
| SOUTH KOREA | 15 | 29 | 36 | 94 | 20 | 51 |
| JAPAN | 58 | 100 | 73 | 175 | 42 | 91 |
| TAIWAN | 55 | 104 | 62 | 106 | 34 | 55 |
| EXPORTS | 113 677 | 330 055 | 116 688 | 332 060 | 64 266 | 179 105 |
| FRANCE | 7 523 | 22 910 | 7 437 | 21 779 | 4 099 | 11 739 |
| BELGIUM LUX | 14 443 | 48 245 | 9 489 | 32 419 | 5 228 | 17 463 |
| NETHERLANDS | 18 116 | 52 787 | 15 753 | 47 664 | 8 687 | 25 683 |
| ITALY | 6 141 | 19 611 | 7 462 | 22 123 | 4 118 | 11 943 |
| UNTD KINGDOM | 6 879 | 15 784 | 10 414 | 24 496 | 5 729 | 13 232 |
| IRISH REP | 74 | 247 | 114 | 428 | 63 | 231 |
| DENMARK | 1 734 | 5 345 | 1 848 | 5 125 | 1 023 | 2 772 |
| ICELAND | 204 | 507 | 219 | 551 | 119 | 297 |
| NORWAY | 1 498 | 3 611 | 1 211 | 3 622 | 666 | 1 957 |
| SWEDEN | 3 417 | 11 729 | 3 767 | 11 487 | 2 080 | 6 206 |
| FINLAND | 716 | 2 061 | 1 217 | 3 471 | 672 | 1 878 |
| SWITZERLAND | 10 131 | 31 499 | 11 516 | 31 892 | 6 344 | 17 210 |
| AUSTRIA | 11 866 | 38 096 | 11 711 | 40 465 | 6 443 | 21 782 |

6 IMPORTS AND EXPORTS (SPECIAL TRADE) BY GROUPS OF THE SITC AND BY COUNTRIES OF PRODUCTION AND CONSUMPTION 1979

| GROUP COUNTRY | DT = 100 KG | | 1 000 DM | | 1 000 \$ | |
|------------------|-------------|----------|-----------|----------|-----------|----------|
| | JULY/SEPT | JAN/SEPT | JULY/SEPT | JAN/SEPT | JULY/SEPT | JAN/SEPT |
| PORTUGAL | 20 | 45 | 58 | 160 | 33 | 87 |
| SPAIN | 65 | 294 | 419 | 1 105 | 232 | 601 |
| MALTA | 293 | 805 | 216 | 604 | 119 | 322 |
| YUGOSLAVIA | 621 | 965 | 689 | 1 353 | 376 | 729 |
| GREECE | 208 | 935 | 217 | 823 | 118 | 436 |
| TURKEY | 2 | 29 | 11 | 117 | 6 | 63 |
| USSR | 802 | 1 064 | 344 | 631 | 187 | 339 |
| POLAND | 322 | 811 | 623 | 1 472 | 344 | 795 |
| CZECHOSLOVAKIA | 286 | 478 | 285 | 689 | 158 | 376 |
| HUNGARY | 448 | 1 392 | 280 | 909 | 157 | 492 |
| ROMANIA | 100 | 495 | 88 | 564 | 49 | 304 |
| BULGARIA | 344 | 706 | 357 | 1 161 | 196 | 625 |
| CANARY IS | 30 | 138 | 40 | 284 | 21 | 149 |
| ALGERIA | 208 | 403 | 186 | 380 | 101 | 205 |
| TUNISIA | 526 | 712 | 200 | 270 | 109 | 146 |
| LIBYA | 3 710 | 6 068 | 3 084 | 4 774 | 1 704 | 2 604 |
| EGYPT | 322 | 876 | 280 | 620 | 154 | 334 |
| SUDAN | 67 | 163 | 60 | 153 | 33 | 82 |
| LIBERIA | 65 | 272 | 81 | 309 | 43 | 164 |
| IVORY COAST | 18 | 108 | 14 | 128 | 8 | 70 |
| TOGO | 22 | 67 | 71 | 174 | 40 | 95 |
| NIGERIA | 215 | 721 | 207 | 804 | 115 | 435 |
| GABON | 63 | 64 | 73 | 74 | 40 | 40 |
| ZAIRE | 4 | 134 | 13 | 155 | 6 | 82 |
| ANGOLA | 19 | 40 | 25 | 69 | 14 | 38 |
| KENYA | 21 | 65 | 20 | 74 | 10 | 40 |
| MADAGASCAR | 101 | 149 | 69 | 113 | 38 | 61 |
| REUNION | 9 | 75 | 11 | 60 | 6 | 31 |
| MAURITIUS | 17 | 125 | 14 | 158 | 8 | 85 |
| ZAMBIA | 69 | 69 | 68 | 68 | 37 | 37 |
| REP S AFRICA | 176 | 645 | 314 | 1 028 | 173 | 552 |
| USA | 2 265 | 4 090 | 6 952 | 16 387 | 3 823 | 8 867 |
| CANADA | 752 | 2 229 | 1 621 | 4 044 | 893 | 2 183 |
| MEXICO | 43 | 85 | 213 | 388 | 116 | 210 |
| GUATEMALA | 35 | 87 | 19 | 64 | 11 | 35 |
| REP HONDURAS | 32 | 72 | 51 | 101 | 29 | 57 |
| EL SALVADOR | 101 | 201 | 110 | 213 | 61 | 115 |
| NICARAGUA | 5 | 35 | 3 | 59 | 1 | 31 |
| PANAM EX CZ | 113 | 457 | 144 | 556 | 79 | 297 |
| PANAMA C ZON | | 65 | | 82 | | 45 |
| REP HAITI | 78 | 145 | 40 | 99 | 23 | 54 |
| BAHAMAS | 31 | 120 | 30 | 97 | 16 | 52 |
| DOMINIC REP | 122 | 221 | 67 | 154 | 36 | 81 |
| GUADELOUPE | 40 | 98 | 48 | 100 | 26 | 55 |
| BARBADOS | 84 | 169 | 97 | 192 | 53 | 105 |
| TRINIDAD TOB | 158 | 171 | 64 | 83 | 36 | 46 |
| NETH ANTILL | 116 | 360 | 245 | 586 | 134 | 313 |
| COLOMBIA | 45 | 110 | 46 | 81 | 24 | 43 |
| VENEZUELA | 130 | 746 | 320 | 1 064 | 174 | 571 |
| SURINAM | 128 | 331 | 118 | 325 | 65 | 174 |
| BRAZIL | 10 | 52 | 22 | 93 | 11 | 51 |
| CHILE | 354 | 800 | 419 | 952 | 231 | 511 |
| BOLIVIA | 157 | 700 | 212 | 659 | 118 | 359 |
| PARAGUAY | 403 | 981 | 581 | 934 | 208 | 499 |
| ARGENTINA | 7 | 58 | 33 | 141 | 19 | 77 |
| CYPRUS | 49 | 214 | 68 | 207 | 38 | 111 |
| LEBANON | 649 | 2 187 | 472 | 1 527 | 262 | 825 |
| SYRIA | 772 | 1 564 | 739 | 1 705 | 409 | 923 |
| IRAQ | 109 | 114 | 74 | 109 | 41 | 59 |
| IRAN | 520 | 772 | 446 | 640 | 244 | 347 |
| ISRAEL | 79 | 264 | 89 | 333 | 50 | 179 |
| JORDAN | 860 | 2 455 | 544 | 1 367 | 299 | 737 |
| SAUDI ARABIA | 5 614 | 15 365 | 5 145 | 13 097 | 2 830 | 7 074 |
| KUWAIT | 1 650 | 4 981 | 1 667 | 4 922 | 920 | 2 655 |
| BAHRAIN | 197 | 933 | 216 | 921 | 118 | 495 |
| QATAR | 281 | 360 | 279 | 446 | 152 | 240 |
| ARAB EMIRAT | 2 151 | 5 414 | 1 512 | 3 823 | 839 | 2 071 |
| OMAN | 91 | 242 | 106 | 300 | 57 | 162 |
| NORTH YEMEN | 21 | 256 | 18 | 156 | 8 | 82 |
| AFGHANISTAN | 164 | 269 | 172 | 267 | 93 | 143 |
| PAKISTAN | 117 | 314 | 76 | 232 | 42 | 126 |
| THAILAND | 64 | 205 | 40 | 174 | 21 | 90 |
| INDONESIA | 86 | 252 | 57 | 164 | 30 | 87 |
| MALAYSIA | 299 | 590 | 236 | 480 | 130 | 258 |
| SINGAPORE | 445 | 1 200 | 460 | 1 364 | 252 | 735 |
| SOUTH KOREA | 189 | 1 043 | 104 | 387 | 58 | 207 |
| JAPAN | 1 155 | 3 723 | 1 137 | 3 027 | 625 | 1 628 |
| TAIWAN | 28 | 76 | 40 | 100 | 22 | 54 |
| HONG KONG | 448 | 1 770 | 502 | 1 783 | 278 | 961 |
| AUSTRALIA | 203 | 714 | 347 | 1 219 | 189 | 654 |

6 IMPORTS AND EXPORTS (SPECIAL TRADE) BY GROUPS OF THE SITC AND BY COUNTRIES OF PRODUCTION AND CONSUMPTION 1979

| GROUP COUNTRY | DT = 100 KG | | 1 000 DM | | 1 000 \$ | |
|-------------------------------|-------------|-----------|-----------|----------|-----------|----------|
| | JULY/SEPT | JAN/SEPT | JULY/SEPT | JAN/SEPT | JULY/SEPT | JAN/SEPT |
| 554 SOAPS, CLEANING ETC PREPS | | | | | | |
| IMPORTS | 367 190 | 1 160 125 | 78 864 | 239 184 | 43 439 | 128 919 |
| FRANCE | 40 136 | 133 240 | 10 692 | 36 411 | 5 884 | 19 599 |
| BELGIUM LUX | 119 559 | 344 571 | 20 434 | 59 185 | 11 269 | 31 926 |
| NETHERLANDS | 88 946 | 298 125 | 15 612 | 49 278 | 8 599 | 26 567 |
| ITALY | 2 481 | 11 948 | 608 | 2 851 | 333 | 1 533 |
| UNTD KINGDOM | 23 763 | 77 484 | 7 389 | 21 107 | 4 066 | 11 366 |
| IRISH REP | 3 357 | 5 524 | 3 746 | 6 025 | 2 063 | 3 277 |
| DENMARK | 15 626 | 41 029 | 2 029 | 6 199 | 1 115 | 3 342 |
| NORWAY | 1 311 | 8 330 | 251 | 1 212 | 139 | 652 |
| SWEDEN | 4 899 | 14 906 | 1 120 | 3 441 | 613 | 1 846 |
| SWITZERLAND | 35 305 | 123 604 | 7 423 | 24 394 | 4 090 | 13 132 |
| AUSTRIA | 1 376 | 4 755 | 756 | 2 458 | 414 | 1 325 |
| SPAIN | 5 463 | 19 231 | 1 417 | 4 499 | 785 | 2 438 |
| YUGOSLAVIA | 664 | 1 127 | 108 | 177 | 60 | 96 |
| TURKEY | 152 | 474 | 5 | 59 | 3 | 31 |
| USSR | | 715 | | 75 | | 39 |
| POLAND | 739 | 3 111 | 138 | 532 | 77 | 286 |
| CZECHOSLOVA | 3 234 | 10 925 | 323 | 834 | 177 | 449 |
| HUNGARY | 2 136 | 6 745 | 284 | 849 | 157 | 457 |
| USA | 17 713 | 52 638 | 6 391 | 18 864 | 3 519 | 10 165 |
| CANADA | 71 | 455 | 19 | 187 | 11 | 102 |
| P REP CHINA | 71 | 260 | 19 | 76 | 9 | 40 |
| JAPAN | 44 | 215 | 66 | 338 | 36 | 182 |
| EXPORTS | 1 259 923 | 3 795 324 | 298 252 | 862 602 | 164 244 | 465 046 |
| FRANCE | 147 646 | 498 537 | 36 164 | 116 073 | 19 921 | 62 523 |
| BELGIUM LUX | 120 954 | 381 515 | 22 869 | 70 506 | 12 607 | 38 026 |
| NETHERLANDS | 121 297 | 392 555 | 22 289 | 69 168 | 12 274 | 37 263 |
| ITALY | 139 314 | 411 505 | 27 483 | 83 060 | 15 157 | 44 791 |
| UNTD KINGDOM | 53 435 | 154 163 | 11 573 | 31 267 | 6 369 | 16 857 |
| IRISH REP | 3 951 | 13 788 | 868 | 2 701 | 475 | 1 452 |
| DENMARK | 28 694 | 97 621 | 6 687 | 20 601 | 3 686 | 11 107 |
| ICELAND | 999 | 2 104 | 286 | 583 | 154 | 313 |
| NORWAY | 3 408 | 11 411 | 1 183 | 3 569 | 649 | 1 922 |
| SWEDEN | 24 111 | 78 316 | 5 409 | 16 722 | 2 981 | 9 011 |
| FINLAND | 6 719 | 26 802 | 1 916 | 7 197 | 1 054 | 3 878 |
| SWITZERLAND | 76 669 | 230 932 | 16 947 | 50 762 | 9 341 | 27 387 |
| AUSTRIA | 80 989 | 244 135 | 18 077 | 53 616 | 9 950 | 28 900 |
| PORTUGAL | 10 585 | 27 732 | 3 050 | 7 470 | 1 678 | 4 035 |
| SPAIN | 11 323 | 35 425 | 3 411 | 10 208 | 1 881 | 5 508 |
| MALTA | 892 | 3 109 | 219 | 706 | 120 | 382 |
| YUGOSLAVIA | 14 949 | 52 739 | 4 702 | 15 353 | 2 585 | 8 252 |
| GREECE | 11 745 | 35 971 | 3 501 | 10 925 | 1 930 | 5 884 |
| TURKEY | 2 916 | 10 036 | 981 | 3 282 | 541 | 1 768 |
| USSR | 104 392 | 313 601 | 24 009 | 66 564 | 13 216 | 35 826 |
| POLAND | 27 661 | 48 907 | 5 934 | 11 855 | 3 258 | 6 413 |
| CZECHOSLOVA | 7 366 | 20 738 | 2 630 | 6 993 | 1 447 | 3 767 |
| HUNGARY | 16 364 | 47 381 | 4 454 | 11 826 | 2 460 | 6 406 |
| RUMANIA | 8 122 | 26 614 | 2 429 | 7 770 | 1 335 | 4 191 |
| BULGARIA | 2 699 | 12 801 | 1 110 | 4 794 | 612 | 2 559 |
| ALBANIA | 551 | 751 | 109 | 140 | 60 | 76 |
| MOROCCO | 1 156 | 6 357 | 377 | 1 797 | 209 | 964 |
| ALGERIA | 14 036 | 39 690 | 2 598 | 6 976 | 1 430 | 3 766 |
| TUNISIA | 1 474 | 4 404 | 334 | 1 127 | 183 | 603 |
| LIBYA | 2 658 | 7 991 | 1 006 | 2 990 | 554 | 1 619 |
| EGYPT | 6 233 | 10 223 | 1 707 | 2 927 | 936 | 1 586 |
| SUDAN | 322 | 1 008 | 127 | 459 | 68 | 247 |
| MAURITANIA | | 525 | | 101 | | 54 |
| MALI | 140 | 277 | 38 | 83 | 20 | 43 |
| UPPER VOLTA | 165 | 325 | 57 | 111 | 32 | 61 |
| NIGER | 176 | 347 | 54 | 101 | 29 | 52 |
| SENEGAL | 541 | 1 819 | 162 | 501 | 90 | 272 |
| LIBERIA | 1 621 | 5 308 | 339 | 1 262 | 186 | 676 |
| IVORY COAST | 2 163 | 6 253 | 581 | 1 509 | 322 | 817 |
| GHANA | 315 | 1 049 | 114 | 269 | 62 | 145 |
| TOGO | 82 | 408 | 27 | 147 | 15 | 79 |
| BENIN | 404 | 807 | 153 | 291 | 85 | 157 |
| NIGERIA | 9 045 | 19 536 | 3 615 | 7 724 | 1 987 | 4 174 |
| CAMEROON | 746 | 1 763 | 92 | 282 | 52 | 152 |
| GABON | 287 | 1 231 | 88 | 371 | 48 | 199 |
| CONGO | 107 | 173 | 36 | 63 | 19 | 34 |
| ZAIRE | 203 | 1 345 | 48 | 305 | 24 | 160 |
| ANGOLA | 2 261 | 3 334 | 779 | 1 139 | 430 | 621 |
| ETHIOPIA | 1 235 | 5 339 | 404 | 1 188 | 223 | 641 |
| SOMALIA | 258 | 365 | 70 | 106 | 38 | 58 |
| KENYA | 961 | 2 977 | 375 | 1 138 | 206 | 610 |
| TANZANIA | 287 | 1 754 | 109 | 686 | 63 | 374 |
| SEYCHELLES | 254 | 398 | 118 | 168 | 66 | 94 |
| MOZAMBIQUE | 65 | 547 | 56 | 226 | 31 | 122 |
| MADAGASCAR | 550 | 1 522 | 266 | 652 | 146 | 350 |
| MAURITIUS | 264 | 456 | 108 | 196 | 60 | 107 |
| ZAMBIA | 4 151 | 9 090 | 981 | 1 853 | 543 | 1 007 |
| MALAWI | 132 | 218 | 97 | 138 | 52 | 74 |
| REP S AFRICA | 15 051 | 31 274 | 4 328 | 8 862 | 2 377 | 4 792 |
| USA | 12 326 | 30 277 | 4 127 | 10 499 | 2 271 | 5 663 |
| CANADA | 2 833 | 8 547 | 938 | 2 844 | 515 | 1 531 |
| MEXICO | 484 | 1 336 | 284 | 843 | 153 | 452 |
| GUATEMALA | 895 | 2 413 | 280 | 692 | 154 | 370 |

6 IMPORTS AND EXPORTS (SPECIAL TRADE) BY GROUPS OF THE SITC AND BY COUNTRIES OF PRODUCTION AND CONSUMPTION 1979

| GROUP COUNTRY | DT = 100 KG | | 1 000 DM | | 1 000 \$ | |
|------------------|-------------|----------|-----------|----------|-----------|----------|
| | JULY/SEPT | JAN/SEPT | JULY/SEPT | JAN/SEPT | JULY/SEPT | JAN/SEPT |
| REP HONDURAS | 187 | 1 602 | 73 | 451 | 42 | 245 |
| EL SALVADOR | 891 | 2 176 | 340 | 751 | 187 | 403 |
| NICARAGUA | | 214 | | 86 | | 45 |
| COSTA RICA | 499 | 2 013 | 156 | 531 | 87 | 287 |
| PANAM EX CZ | 44 | 693 | 20 | 263 | 10 | 140 |
| CUBA | 1 392 | 1 767 | 301 | 382 | 165 | 210 |
| DOMINIC REP | 266 | 1 744 | 74 | 470 | 40 | 253 |
| JAMAICA | 880 | 3 113 | 205 | 599 | 113 | 325 |
| TRINIDAD TOB | 86 | 373 | 33 | 106 | 19 | 58 |
| COLOMBIA | 2 997 | 9 144 | 751 | 2 317 | 412 | 1 245 |
| VENEZUELA | 4 942 | 11 906 | 1 703 | 3 863 | 934 | 2 081 |
| SURINAM | 11 | 218 | 8 | 79 | 4 | 41 |
| ECUADOR | 680 | 1 946 | 333 | 821 | 182 | 442 |
| PERU | 1 631 | 4 644 | 708 | 1 863 | 389 | 1 006 |
| BRAZIL | 3 314 | 10 752 | 1 572 | 4 231 | 865 | 2 284 |
| CHILE | 5 346 | 13 067 | 1 663 | 4 006 | 916 | 2 169 |
| BOLIVIA | 1 251 | 3 025 | 358 | 851 | 198 | 458 |
| PARAGUAY | 312 | 705 | 116 | 277 | 64 | 148 |
| URUGUAY | 1 582 | 5 181 | 579 | 1 569 | 319 | 847 |
| ARGENTINA | 12 652 | 37 162 | 3 779 | 10 105 | 2 080 | 5 452 |
| CYPRUS | 2 142 | 6 402 | 487 | 1 439 | 269 | 781 |
| LEBANON | 2 446 | 10 691 | 643 | 2 548 | 354 | 1 374 |
| SYRIA | 1 420 | 9 679 | 386 | 2 172 | 213 | 1 170 |
| IRAQ | 5 141 | 7 239 | 1 507 | 2 010 | 828 | 1 096 |
| IRAN | 24 284 | 31 966 | 6 665 | 9 122 | 3 674 | 4 977 |
| ISRAEL | 4 558 | 14 256 | 1 326 | 3 982 | 728 | 2 142 |
| JORDAN | 1 612 | 12 395 | 421 | 2 372 | 231 | 1 268 |
| SAUDI ARABIA | 2 219 | 6 051 | 761 | 1 979 | 418 | 1 067 |
| KUWAIT | 1 169 | 4 051 | 445 | 1 434 | 245 | 778 |
| BAHRAIN | 532 | 840 | 113 | 197 | 63 | 107 |
| QATAR | 12 | 532 | 7 | 145 | 4 | 76 |
| ARAB EMIRAT | 611 | 2 767 | 195 | 816 | 105 | 438 |
| OMAN | 90 | 279 | 35 | 87 | 20 | 46 |
| NORTH YEMEN | 59 | 140 | 27 | 61 | 14 | 33 |
| AFGHANISTAN | 462 | 2 714 | 120 | 783 | 68 | 417 |
| PAKISTAN | 1 730 | 5 058 | 445 | 1 160 | 246 | 630 |
| INDIA | 1 667 | 3 381 | 512 | 1 044 | 285 | 574 |
| BANGLADESH | 236 | 612 | 83 | 206 | 45 | 112 |
| SRI LANKA | 223 | 463 | 72 | 158 | 40 | 84 |
| BURMA | 3 186 | 3 668 | 493 | 617 | 270 | 335 |
| THAILAND | 3 123 | 9 423 | 998 | 2 746 | 554 | 1 490 |
| INDONESIA | 4 541 | 17 991 | 1 409 | 4 624 | 777 | 2 486 |
| MALAYSIA | 5 657 | 17 507 | 1 731 | 4 923 | 959 | 2 662 |
| SINGAPORE | 4 262 | 11 200 | 1 067 | 2 770 | 590 | 1 491 |
| PHILIPPINES | 2 856 | 9 456 | 762 | 2 512 | 419 | 1 350 |
| P REP CHINA | 1 358 | 3 410 | 591 | 1 348 | 324 | 730 |
| NORTH KOREA | 298 | 422 | 176 | 250 | 96 | 136 |
| SOUTH KOREA | 1 906 | 10 605 | 703 | 3 417 | 385 | 1 830 |
| JAPAN | 12 768 | 40 450 | 4 353 | 14 803 | 2 399 | 7 969 |
| TAIWAN | 3 859 | 11 760 | 1 236 | 3 455 | 678 | 1 856 |
| HONG KONG | 7 945 | 20 140 | 1 746 | 4 643 | 956 | 2 502 |
| AUSTRALIA | 4 322 | 11 109 | 1 902 | 4 504 | 1 041 | 2 427 |
| NEW ZEALAND | 2 326 | 6 388 | 763 | 1 913 | 421 | 1 032 |

562 FERTILIZERS MANUFACTURED

| IMPORTS | | | | | | |
|--------------|------------|------------|---------|---------|---------|---------|
| | 9 043 206 | 24 124 834 | 214 391 | 601 210 | 118 048 | 324 200 |
| FRANCE | 904 284 | 1 828 488 | 22 167 | 44 056 | 12 189 | 23 888 |
| BELGIUM LUX | 3 877 094 | 10 015 643 | 69 140 | 202 215 | 38 090 | 109 019 |
| NETHERLANDS | 1 384 796 | 3 644 447 | 39 448 | 106 581 | 21 721 | 57 427 |
| ITALY | 69 090 | 729 012 | 2 072 | 21 483 | 1 150 | 11 469 |
| UNTD KINGDOM | 146 412 | 720 930 | 4 652 | 21 913 | 2 561 | 11 709 |
| SWEDEN | 4 256 | 18 999 | 88 | 397 | 48 | 212 |
| SWITZERLAND | 198 | 2 117 | 163 | 769 | 90 | 417 |
| AUSTRIA | 1 584 872 | 3 320 915 | 47 151 | 98 852 | 25 968 | 53 654 |
| PORTUGAL | 108 368 | 534 570 | 3 139 | 14 745 | 1 725 | 7 873 |
| SPAIN | 142 702 | 241 960 | 3 327 | 5 557 | 1 834 | 3 024 |
| YUGOSLAVIA | | 227 142 | | 6 334 | | 3 394 |
| POLAND | 165 886 | 419 446 | 4 425 | 10 491 | 2 425 | 5 654 |
| CZECHOSLOVA | 34 653 | 98 071 | 773 | 2 316 | 425 | 1 253 |
| HUNGARY | 162 886 | 688 941 | 4 092 | 16 911 | 2 265 | 9 079 |
| RUMANIA | 85 807 | 393 371 | 1 894 | 9 364 | 1 041 | 5 030 |
| MOROCCO | | 134 378 | | 3 601 | | 1 913 |
| TUNISIA | 202 811 | 325 532 | 5 790 | 9 247 | 3 183 | 5 004 |
| EGYPT | | 24 735 | | 304 | | 165 |
| REP S AFRICA | 18 210 | 47 858 | 659 | 1 604 | 362 | 866 |
| USA | 121 320 | 567 442 | 4 440 | 19 698 | 2 436 | 10 591 |
| BERMUDA | | 7 122 | | 233 | | 122 |
| ISRAEL | 28 543 | 130 673 | 939 | 4 313 | 517 | 2 312 |
| JAPAN | 5 | 1 290 | 1 | 157 | 1 | 85 |
| EXPORTS | | | | | | |
| | 11 014 113 | 38 503 871 | 211 432 | 747 041 | 116 400 | 402 096 |
| FRANCE | 668 801 | 2 244 745 | 15 238 | 53 373 | 8 405 | 28 729 |
| BELGIUM LUX | 3 226 196 | 10 647 985 | 48 305 | 166 903 | 26 565 | 89 803 |
| NETHERLANDS | 534 356 | 1 699 165 | 11 223 | 37 182 | 6 181 | 20 032 |
| ITALY | 341 435 | 1 096 879 | 10 079 | 32 479 | 5 567 | 17 569 |
| UNTD KINGDOM | 389 284 | 1 374 498 | 6 840 | 23 320 | 3 768 | 12 545 |
| IRISH REP | 454 067 | 1 681 089 | 7 814 | 28 664 | 4 308 | 15 411 |
| DENMARK | 129 150 | 1 132 624 | 3 628 | 30 339 | 2 000 | 16 215 |
| ICELAND | | 2 600 | | 86 | | 46 |

6 IMPORTS AND EXPORTS (SPECIAL TRADE) BY GROUPS OF THE SITC AND BY COUNTRIES OF PRODUCTION AND CONSUMPTION 1979

| GROUP COUNTRY | DT = 100' KG | | 1 000 DM | | 1 000 \$ | |
|------------------|--------------|-----------|-----------|----------|-----------|----------|
| | JULY/SEPT | JAN/SEPT | JULY/SEPT | JAN/SEPT | JULY/SEPT | JAN/SEPT |
| NORWAY | 89 671 | 244 316 | 1 251 | 3 624 | 690 | 1 950 |
| SWEDEN | 252 476 | 971 147 | 4 064 | 15 904 | 2 236 | 8 567 |
| FINLAND | 248 475 | 604 567 | 3 631 | 8 385 | 2 000 | 4 531 |
| SWITZERLAND | 169 223 | 609 066 | 4 742 | 18 749 | 2 613 | 10 108 |
| AUSTRIA | 652 020 | 1 483 802 | 17 449 | 37 279 | 9 650 | 20 247 |
| PORTUGAL | 589 | 10 790 | 44 | 512 | 24 | 273 |
| SPAIN | 61 513 | 151 961 | 1 140 | 3 542 | 629 | 1 917 |
| MALTA | 2 365 | 5 663 | 67 | 154 | 38 | 84 |
| YUGOSLAVIA | 40 639 | 41 813 | 917 | 1 067 | 509 | 588 |
| GREECE | 720 | 120 743 | 80 | 3 471 | 44 | 1 853 |
| TURKEY | 20 | 543 213 | 2 | 12 372 | 1 | 6 639 |
| USSR | 502 | 503 | 89 | 92 | 49 | 50 |
| POLAND | 1 242 | 206 199 | 34 | 4 396 | 19 | 2 324 |
| HUNGARY | 6 444 | 349 699 | 319 | 8 714 | 175 | 4 678 |
| RUMANIA | 680 | 33 873 | 15 | 753 | 8 | 405 |
| CANARY IS | 46 805 | 213 311 | 1 077 | 3 324 | 590 | 1 785 |
| MOROCCO | 202 | 29 151 | 29 | 499 | 15 | 266 |
| TUNISIA | 705 | 2 338 | 25 | 116 | 14 | 63 |
| LIBYA | | 650 | | 65 | | 35 |
| EGYPT | 6 394 | 8 201 | 1 168 | 1 273 | 639 | 694 |
| SUDAN | 665 | 2 690 | 22 | 101 | 12 | 54 |
| SENEGAL | 15 | 4 030 | 5 | 156 | 2 | 82 |
| LIBERIA | 45 763 | 68 811 | 899 | 1 503 | 501 | 825 |
| IVORY COAST | 23 | 3 755 | 4 | 139 | 2 | 74 |
| GHANA | 30 | 125 447 | 1 | 3 208 | 1 | 1 700 |
| NIGERIA | 25 800 | 485 171 | 648 | 12 404 | 355 | 6 581 |
| CAMEROON | 850 | 42 151 | 33 | 581 | 18 | 313 |
| CENT AFR EMP | | 1 237 | | 63 | | 34 |
| ZAIRE | 1 200 | 23 419 | 29 | 494 | 16 | 266 |
| BURUNDI | 448 | 1 948 | 17 | 88 | 9 | 47 |
| ANGOLA | | 1 250 | | 70 | | 37 |
| ETHIOPIA | 19 437 | 19 448 | 466 | 469 | 255 | 257 |
| KENYA | 40 157 | 146 307 | 1 220 | 4 017 | 673 | 2 161 |
| MOZAMBIQUE | 14 370 | 14 379 | 258 | 260 | 141 | 142 |
| MADAGASCAR | 4 264 | 45 047 | 85 | 1 071 | 48 | 575 |
| ZAMBIA | | 177 | | 60 | | 33 |
| MALAWI | 40 955 | 40 955 | 605 | 605 | 332 | 332 |
| REP S AFRICA | 22 254 | 287 013 | 636 | 4 844 | 350 | 2 561 |
| USA | 108 837 | 732 697 | 2 675 | 12 716 | 1 473 | 6 830 |
| CANADA | 420 | 1 958 | 22 | 60 | 12 | 34 |
| MEXICO | | 245 400 | | 2 729 | | 1 464 |
| GUATEMALA | 52 707 | 233 657 | 1 369 | 5 340 | 751 | 2 854 |
| REP HONDURAS | 36 421 | 63 525 | 587 | 1 172 | 322 | 637 |
| EL SALVADOR | 68 093 | 241 384 | 1 468 | 4 460 | 805 | 2 381 |
| COSTA RICA | 28 305 | 99 589 | 596 | 2 095 | 329 | 1 132 |
| PANAM EX CZ | 33 500 | 44 088 | 597 | 811 | 327 | 440 |
| CUBA | 40 030 | 40 064 | 924 | 928 | 515 | 517 |
| DOMINIC REP | 4 536 | 11 856 | 144 | 367 | 79 | 199 |
| JAMAICA | 10 360 | 18 043 | 195 | 412 | 108 | 222 |
| BARBADOS | 11 040 | 28 120 | 255 | 687 | 140 | 370 |
| TRINIDAD TOB | 22 125 | 39 927 | 484 | 1 148 | 264 | 617 |
| COLOMBIA | 330 | 427 | 12 | 131 | 7 | 70 |
| VENEZUELA | 151 | 301 | 53 | 296 | 28 | 156 |
| SURINAM | 2 243 | 6 721 | 67 | 166 | 36 | 89 |
| ECUADOR | 271 | 724 | 50 | 141 | 28 | 77 |
| PERU | 19 165 | 79 541 | 612 | 2 366 | 337 | 1 273 |
| BRAZIL | 1 024 717 | 2 242 359 | 15 546 | 35 408 | 8 530 | 19 103 |
| CHILE | 838 | 7 153 | 100 | 328 | 56 | 178 |
| BOLIVIA | 5 223 | 57 050 | 209 | 2 005 | 114 | 1 077 |
| PARAGUAY | 195 | 6 864 | 25 | 248 | 14 | 132 |
| URUGUAY | 45 462 | 71 563 | 725 | 1 074 | 401 | 588 |
| ARGENTINA | 21 817 | 68 874 | 573 | 1 844 | 319 | 996 |
| CYPRUS | | 261 | | 55 | | 30 |
| LEBANON | 900 | 91 408 | 78 | 1 967 | 42 | 1 056 |
| SYRIA | 135 | 388 | 71 | 108 | 38 | 57 |
| IRAQ | 101 298 | 101 318 | 3 208 | 3 222 | 1 754 | 1 761 |
| IRAN | 633 | 1 025 | 53 | 154 | 30 | 85 |
| ISRAEL | 61 | 105 136 | 12 | 1 144 | 4 | 598 |
| JORDAN | 134 | 369 | 36 | 87 | 20 | 47 |
| SAUDI ARABIA | 408 | 6 810 | 22 | 353 | 13 | 189 |
| ARAB EMIRAT | 2 | 3 214 | 2 | 144 | 1 | 77 |
| PAKISTAN | 9 425 | 159 654 | 252 | 5 221 | 140 | 2 822 |
| INDIA | 587 001 | 2 602 257 | 7 137 | 37 629 | 3 935 | 20 251 |
| BANGLADESH | | 2 055 | | 123 | | 66 |
| BURMA | 146 | 20 346 | 3 | 242 | 1 | 129 |
| THAILAND | 90 877 | 332 944 | 2 625 | 7 492 | 1 445 | 4 047 |
| INDONESIA | 54 921 | 297 319 | 1 825 | 9 122 | 1 009 | 4 909 |
| MALAYSIA | 175 851 | 687 798 | 4 905 | 18 148 | 2 701 | 9 744 |
| SINGAPORE | 250 282 | 747 135 | 4 616 | 12 867 | 2 546 | 6 921 |
| PHILIPPINES | 2 194 | 17 540 | 75 | 538 | 40 | 287 |
| P REP CHINA | 413 692 | 1 147 675 | 7 844 | 23 210 | 4 291 | 12 486 |
| JAPAN | 141 744 | 777 365 | 3 263 | 13 032 | 1 784 | 7 022 |
| TAIWAN | 129 | 291 | 28 | 79 | 16 | 45 |
| HONG KONG | 65 073 | 110 609 | 2 136 | 3 654 | 1 176 | 1 981 |
| AUSTRALIA | 17 511 | 41 936 | 816 | 1 969 | 447 | 1 064 |
| PAPUA NEW G | 12 791 | 22 242 | 428 | 758 | 236 | 413 |
| NEW ZEALAND | 6 553 | 36 071 | 278 | 1 138 | 153 | 611 |
| FIJI | 1 493 | 5 668 | 44 | 118 | 25 | 65 |
| FR POLYNESIA | 2 985 | 14 426 | 87 | 472 | 48 | 255 |

6 IMPORTS AND EXPORTS (SPECIAL TRADE) BY GROUPS OF THE SITC AND BY COUNTRIES OF PRODUCTION AND CONSUMPTION 1979

| GROUP COUNTRY | DT = 100 KG | | 1 000 DM | | 1 000 \$ | |
|-------------------------------|-------------|----------|-----------|----------|-----------|----------|
| | JULY/SEPT | JAN/SEPT | JULY/SEPT | JAN/SEPT | JULY/SEPT | JAN/SEPT |
| 572 EXPLOSIVES, PYROTECH PROD | | | | | | |
| IMPORTS | 25 680 | 56 291 | 18 968 | 44 377 | 10 438 | 23 983 |
| FRANCE | 460 | 1 770 | 910 | 3 724 | 501 | 1 997 |
| BELGIUM LUX | 1 161 | 4 276 | 2 201 | 7 127 | 1 212 | 3 844 |
| NETHERLANDS | 2 091 | 3 769 | 3 387 | 6 633 | 1 861 | 3 588 |
| ITALY | 2 530 | 6 663 | 3 470 | 7 764 | 1 916 | 4 210 |
| UNTD KINGDOM | 77 | 355 | 277 | 916 | 153 | 495 |
| NORWAY | 146 | 1 405 | 247 | 1 940 | 133 | 1 041 |
| SWEDEN | 225 | 1 340 | 312 | 1 459 | 172 | 783 |
| FINLAND | 513 | 1 179 | 518 | 1 006 | 285 | 543 |
| SWITZERLAND | 24 | 95 | 187 | 278 | 103 | 152 |
| AUSTRIA | 23 | 130 | 38 | 231 | 21 | 125 |
| YUGOSLAVIA | 4 910 | 12 938 | 696 | 1 870 | 384 | 1 006 |
| GREECE | | 400 | | 61 | | 33 |
| POLAND | 1 968 | 4 153 | 250 | 532 | 137 | 288 |
| CZECHOSLOVA | 164 | 613 | 159 | 677 | 87 | 359 |
| HUNGARY | 237 | 520 | 27 | 88 | 15 | 47 |
| USA | 43 | 160 | 1 241 | 2 483 | 681 | 1 340 |
| BRAZIL | 649 | 1 087 | 806 | 1 273 | 443 | 689 |
| ISRAEL | 305 | 396 | 538 | 671 | 294 | 365 |
| P REP CHINA | 9 250 | 13 801 | 3 000 | 4 497 | 1 653 | 2 454 |
| JAPAN | 105 | 294 | 168 | 488 | 92 | 262 |
| TAIWAN | 162 | 200 | 180 | 229 | 99 | 125 |
| HONG KONG | 617 | 724 | 324 | 392 | 179 | 216 |
| EXPORTS | 31 419 | 84 619 | 25 968 | 69 886 | 14 290 | 37 698 |
| FRANCE | 1 036 | 3 908 | 733 | 3 565 | 401 | 1 919 |
| BELGIUM LUX | 2 169 | 8 179 | 998 | 3 107 | 550 | 1 673 |
| NETHERLANDS | 1 740 | 3 944 | 2 334 | 5 061 | 1 286 | 2 746 |
| ITALY | 1 460 | 3 150 | 1 822 | 3 878 | 1 001 | 2 099 |
| UNTD KINGDOM | 4 372 | 6 288 | 2 231 | 3 822 | 1 225 | 2 074 |
| IRISH REP | 17 | 49 | 75 | 144 | 40 | 78 |
| DENMARK | 565 | 1 269 | 865 | 1 917 | 475 | 1 037 |
| NORWAY | 1 238 | 3 079 | 2 364 | 5 799 | 1 301 | 3 128 |
| SWEDEN | 1 005 | 2 716 | 1 853 | 5 341 | 1 021 | 2 879 |
| FINLAND | 50 | 240 | 138 | 514 | 77 | 277 |
| SWITZERLAND | 771 | 2 116 | 722 | 2 812 | 397 | 1 502 |
| AUSTRIA | 1 163 | 2 334 | 1 767 | 2 890 | 974 | 1 571 |
| PORTUGAL | 12 | 178 | 22 | 345 | 12 | 186 |
| SPAIN | 17 | 161 | 37 | 120 | 21 | 66 |
| YUGOSLAVIA | 30 | 74 | 272 | 656 | 149 | 355 |
| GREECE | 357 | 1 466 | 961 | 3 384 | 530 | 1 825 |
| TURKEY | 94 | 979 | 204 | 606 | 113 | 326 |
| POLAND | 194 | 209 | 59 | 89 | 32 | 48 |
| CZECHOSLOVA | 4 500 | 11 414 | 1 233 | 3 121 | 683 | 1 684 |
| ROMANIA | 239 | 239 | 64 | 64 | 35 | 35 |
| MOROCCO | 227 | 275 | 178 | 247 | 98 | 135 |
| TUNISIA | 1 | 14 | 6 | 93 | 3 | 49 |
| LIBYA | 69 | 134 | 347 | 693 | 189 | 371 |
| EGYPT | | 115 | | 168 | | 89 |
| SUDAN | 80 | 184 | 421 | 767 | 235 | 422 |
| NIGERIA | 3 038 | 11 960 | 1 077 | 4 031 | 589 | 2 164 |
| CAMEROON | 1 | 546 | 2 | 182 | 1 | 96 |
| ZAIRE | | 578 | | 1 447 | | 780 |
| ETHIOPIA | | 47 | | 120 | | 65 |
| MADAGASCAR | 44 | 88 | 60 | 120 | 33 | 65 |
| REP S AFRICA | 3 | 22 | 4 | 65 | 3 | 36 |
| USA | 72 | 265 | 235 | 719 | 129 | 386 |
| CANADA | 10 | 165 | 27 | 262 | 16 | 141 |
| VENEZUELA | 1 075 | 1 219 | 435 | 765 | 239 | 414 |
| BRAZIL | 302 | 390 | 780 | 1 004 | 426 | 545 |
| CHILE | 13 | 25 | 37 | 92 | 20 | 49 |
| LEBANON | | 527 | | 164 | | 87 |
| IRAQ | 23 | 98 | 9 | 57 | 5 | 30 |
| IRAN | 5 | 85 | 456 | 1 077 | 250 | 586 |
| ISRAEL | 24 | 235 | 117 | 922 | 65 | 499 |
| JORDAN | | 121 | 3 | 99 | 1 | 52 |
| SAUDI ARABIA | 2 345 | 4 985 | 826 | 2 861 | 459 | 1 541 |
| KUWAIT | 40 | 126 | 157 | 423 | 86 | 227 |
| ARAB EMIRAT | 10 | 19 | 70 | 133 | 38 | 72 |
| OMAN | 105 | 106 | 366 | 370 | 202 | 204 |
| NORTH YEMEN | 857 | 3 191 | 146 | 627 | 80 | 335 |
| SOUTH YEMEN | 523 | 2 028 | 173 | 558 | 95 | 302 |
| SRI LANKA | 1 250 | 3 678 | 255 | 816 | 140 | 435 |
| MALAYSIA | 81 | 105 | 531 | 589 | 292 | 323 |
| SINGAPORE | 34 | 879 | 111 | 2 176 | 60 | 1 148 |
| SOUTH KOREA | | 7 | 5 | 60 | 3 | 32 |
| AUSTRALIA | 31 | 94 | 136 | 434 | 76 | 234 |
| NEW ZEALAND | 62 | 71 | 70 | 94 | 38 | 51 |

6 IMPORTS AND EXPORTS (SPECIAL TRADE) BY GROUPS OF THE SITC AND BY COUNTRIES OF PRODUCTION AND CONSUMPTION 1979

| GROUP COUNTRY | DT = 100 KG | | 1 000 DM | | 1 000 \$ | |
|------------------------------|-------------|-----------|-----------|-----------|-----------|-----------|
| | JULY/SEPT | JAN/SEPT | JULY/SEPT | JAN/SEPT | JULY/SEPT | JAN/SEPT |
| 582 PROD OF CONDENSATION ETC | | | | | | |
| IMPORTS | 1 573 277 | 4 638 386 | 452 188 | 1 221 414 | 248 859 | 658 826 |
| FRANCE | 211 099 | 608 648 | 50 237 | 134 589 | 27 668 | 72 578 |
| BELGIUM LUX | 148 211 | 458 268 | 51 457 | 153 421 | 28 309 | 82 691 |
| NETHERLANDS | 670 335 | 1 924 029 | 203 228 | 500 526 | 111 820 | 270 216 |
| ITALY | 107 112 | 339 617 | 25 496 | 72 311 | 14 029 | 38 977 |
| UNTD KINGDOM | 39 872 | 159 444 | 18 363 | 61 300 | 10 108 | 33 069 |
| IRISH REP | 731 | 1 560 | 991 | 2 133 | 548 | 1 157 |
| DENMARK | 29 197 | 113 139 | 3 538 | 11 008 | 1 947 | 5 936 |
| NORWAY | 3 421 | 14 711 | 788 | 3 004 | 434 | 1 618 |
| SWEDEN | 11 640 | 41 561 | 3 552 | 11 557 | 1 957 | 6 235 |
| FINLAND | 1 820 | 4 349 | 536 | 1 276 | 296 | 690 |
| SWITZERLAND | 60 546 | 180 737 | 30 425 | 89 694 | 16 739 | 48 311 |
| AUSTRIA | 159 510 | 473 989 | 15 284 | 43 823 | 8 419 | 23 635 |
| PORTUGAL | 131 | 497 | 121 | 481 | 64 | 256 |
| SPAIN | 8 143 | 25 527 | 2 171 | 7 006 | 1 199 | 3 774 |
| YUGOSLAVIA | 1 753 | 3 733 | 513 | 1 352 | 285 | 733 |
| GREECE | 220 | 441 | 45 | 92 | 25 | 50 |
| USSR | 1 390 | 3 745 | 134 | 316 | 73 | 170 |
| POLAND | 7 408 | 23 373 | 443 | 1 236 | 245 | 672 |
| CZECHOSLOVA | 39 907 | 72 587 | 1 899 | 4 600 | 1 047 | 2 485 |
| HUNGARY | 2 739 | 6 363 | 440 | 1 076 | 242 | 582 |
| RUMANIA | 3 923 | 14 575 | 904 | 2 005 | 497 | 1 082 |
| BULGARIA | 865 | 1 417 | 300 | 489 | 166 | 267 |
| REP S AFRICA | 268 | 1 143 | 71 | 294 | 39 | 155 |
| USA | 53 692 | 139 717 | 36 626 | 103 639 | 20 159 | 55 846 |
| CANADA | 110 | 1 052 | 52 | 491 | 28 | 261 |
| ISRAEL | 3 428 | 6 186 | 864 | 1 416 | 475 | 769 |
| INDIA | 410 | 764 | 113 | 201 | 62 | 109 |
| JAPAN | 5 360 | 16 998 | 3 575 | 11 898 | 1 967 | 6 406 |
| HONG KONG | | 16 | 1 | 88 | | 46 |
| EXPORTS | 2 379 372 | 7 437 459 | 795 948 | 2 362 637 | 438 263 | 1 273 425 |
| FRANCE | 369 023 | 1 241 688 | 98 572 | 323 180 | 54 321 | 174 085 |
| BELGIUM LUX | 247 309 | 783 512 | 43 446 | 129 608 | 23 931 | 69 862 |
| NETHERLANDS | 263 389 | 788 908 | 80 313 | 231 734 | 44 208 | 124 958 |
| ITALY | 218 450 | 790 741 | 78 650 | 259 208 | 43 017 | 139 566 |
| UNTD KINGDOM | 132 996 | 400 077 | 62 580 | 177 180 | 34 450 | 95 483 |
| IRISH REP | 27 221 | 72 274 | 5 317 | 12 852 | 2 923 | 6 946 |
| DENMARK | 49 994 | 167 146 | 20 587 | 63 956 | 11 335 | 34 472 |
| ICELAND | 595 | 1 479 | 280 | 708 | 154 | 380 |
| NORWAY | 15 810 | 45 118 | 7 009 | 19 006 | 3 861 | 10 271 |
| SWEDEN | 52 600 | 177 996 | 23 270 | 71 718 | 12 819 | 38 676 |
| FINLAND | 31 890 | 94 315 | 13 690 | 38 585 | 7 543 | 20 805 |
| SWITZERLAND | 156 305 | 447 845 | 47 142 | 133 023 | 25 962 | 71 749 |
| AUSTRIA | 175 472 | 523 066 | 50 210 | 143 602 | 27 665 | 77 444 |
| PORTUGAL | 15 321 | 46 748 | 8 347 | 24 681 | 4 591 | 13 301 |
| SPAIN | 34 645 | 147 578 | 17 792 | 73 411 | 9 791 | 39 469 |
| MALTA | 1 170 | 3 515 | 512 | 1 474 | 283 | 795 |
| YUGOSLAVIA | 44 116 | 167 872 | 20 989 | 69 957 | 11 551 | 37 641 |
| GREECE | 22 925 | 93 371 | 9 082 | 33 479 | 4 997 | 17 985 |
| TURKEY | 1 519 | 11 820 | 798 | 5 452 | 438 | 2 914 |
| USSR | 40 044 | 98 302 | 16 698 | 42 341 | 9 194 | 22 883 |
| POLAND | 31 702 | 79 394 | 16 646 | 42 328 | 9 156 | 22 833 |
| CZECHOSLOVA | 11 120 | 35 036 | 6 765 | 20 157 | 3 723 | 10 864 |
| HUNGARY | 18 096 | 67 283 | 10 424 | 34 827 | 5 744 | 18 763 |
| RUMANIA | 9 328 | 30 228 | 5 196 | 18 294 | 2 860 | 9 856 |
| BULGARIA | 9 330 | 25 400 | 5 535 | 12 379 | 3 042 | 6 683 |
| ALBANIA | 153 | 170 | 134 | 150 | 74 | 82 |
| MOROCCO | 3 820 | 10 080 | 960 | 2 697 | 529 | 1 454 |
| ALGERIA | 18 136 | 30 022 | 4 692 | 8 070 | 2 576 | 4 370 |
| TUNISIA | 1 316 | 12 941 | 415 | 2 090 | 227 | 1 118 |
| LIBYA | 239 | 3 816 | 269 | 2 480 | 148 | 1 325 |
| EGYPT | 14 987 | 24 500 | 4 111 | 7 048 | 2 252 | 3 827 |
| SUDAN | 561 | 638 | 181 | 232 | 100 | 127 |
| SENEGAL | 57 | 711 | 21 | 301 | 13 | 163 |
| REP GUINEA | 2 | 801 | 1 | 86 | | 46 |
| SIERRA LEONE | 31 | 94 | 10 | 82 | 5 | 44 |
| LIBERIA | 31 | 165 | 28 | 132 | 16 | 72 |
| IVORY COAST | 454 | 2 050 | 160 | 702 | 88 | 379 |
| GHANA | 16 | 213 | 19 | 81 | 10 | 44 |
| NIGERIA | 4 052 | 6 310 | 1 826 | 3 292 | 1 004 | 1 786 |
| CAMEROUN | 941 | 2 125 | 271 | 679 | 151 | 371 |
| GABON | 283 | 661 | 72 | 179 | 39 | 96 |
| CONGO | 61 | 131 | 20 | 65 | 10 | 34 |
| ZAIRE | 1 422 | 4 266 | 512 | 1 351 | 279 | 726 |
| RWANDA | 103 | 208 | 36 | 76 | 20 | 42 |
| BURUNDI | 300 | 573 | 136 | 217 | 74 | 117 |
| ANGOLA | 779 | 1 787 | 603 | 1 072 | 331 | 578 |
| ETHIOPIA | 1 746 | 4 097 | 258 | 586 | 142 | 317 |
| KENYA | 3 764 | 5 782 | 954 | 1 745 | 526 | 946 |
| TANZANIA | 2 110 | 3 711 | 868 | 1 518 | 480 | 828 |
| MOZAMBIQUE | 189 | 1 190 | 72 | 305 | 40 | 165 |
| MADAGASCAR | 634 | 1 613 | 152 | 402 | 85 | 218 |
| REUNION | 2 414 | 3 216 | 436 | 532 | 239 | 289 |
| ZAMBIA | 2 712 | 2 939 | 794 | 879 | 436 | 483 |
| MALAWI | 773 | 1 527 | 170 | 310 | 93 | 168 |
| REP S AFRICA | 20 710 | 54 024 | 9 637 | 23 962 | 5 308 | 12 942 |
| USA | 38 178 | 101 318 | 13 909 | 38 820 | 7 653 | 20 923 |

6 IMPORTS AND EXPORTS (SPECIAL TRADE) BY GROUPS OF THE SITC AND BY COUNTRIES OF PRODUCTION AND CONSUMPTION 1979

| GROUP COUNTRY | DT = 100 KG | | 1 000 DM | | 1 000 \$ | |
|------------------|-------------|----------|-----------|----------|-----------|----------|
| | JULY/SEPT | JAN/SEPT | JULY/SEPT | JAN/SEPT | JULY/SEPT | JAN/SEPT |
| CANADA | 4 480 | 18 238 | 2 155 | 8 666 | 1 185 | 4 657 |
| MEXICO | 6 111 | 13 915 | 4 371 | 10 474 | 2 408 | 5 663 |
| GUATEMALA | 3 602 | 5 369 | 637 | 1 169 | 351 | 633 |
| REP HONDURAS | 42 | 82 | 33 | 73 | 18 | 39 |
| EL SALVADOR | 396 | 1 170 | 133 | 387 | 74 | 210 |
| COSTA RICA | 964 | 16 442 | 305 | 1 909 | 168 | 1 022 |
| PANAM EX CZ | 413 | 623 | 84 | 193 | 48 | 107 |
| CUBA | 615 | 1 057 | 221 | 395 | 124 | 217 |
| DOMINIC REP | 3 269 | 4 785 | 726 | 1 010 | 398 | 553 |
| MARTINIQUE | 84 | 210 | 39 | 93 | 21 | 50 |
| JAMAICA | 362 | 614 | 74 | 143 | 41 | 77 |
| BARBADOS | 7 | 57 | 6 | 60 | 4 | 34 |
| TRINIDAD TOB | 290 | 1 033 | 123 | 389 | 67 | 208 |
| COLOMBIA | 6 424 | 22 722 | 1 956 | 6 928 | 1 074 | 3 716 |
| VENEZUELA | 2 324 | 9 238 | 1 392 | 5 000 | 762 | 2 689 |
| SURINAM | 3 657 | 18 517 | 235 | 1 091 | 127 | 584 |
| ECUADOR | 664 | 5 545 | 245 | 1 303 | 133 | 692 |
| PERU | 9 151 | 20 104 | 3 569 | 7 156 | 1 965 | 3 869 |
| BRAZIL | 14 282 | 37 315 | 9 867 | 24 405 | 5 426 | 13 178 |
| CHILE | 1 653 | 5 149 | 841 | 2 283 | 461 | 1 231 |
| BOLIVIA | 213 | 333 | 92 | 175 | 51 | 96 |
| PARAGUAY | 1 141 | 3 520 | 199 | 600 | 110 | 325 |
| URUGUAY | 4 173 | 10 473 | 1 754 | 4 207 | 965 | 2 271 |
| ARGENTINA | 9 437 | 26 944 | 4 940 | 12 833 | 2 721 | 6 931 |
| CYPRUS | 1 609 | 6 198 | 585 | 1 967 | 321 | 1 053 |
| LEBANON | 1 783 | 3 554 | 674 | 1 262 | 369 | 681 |
| SYRIA | 4 146 | 16 601 | 933 | 4 201 | 512 | 2 249 |
| IRAQ | 3 345 | 25 492 | 1 169 | 5 355 | 645 | 2 881 |
| IRAN | 32 142 | 46 906 | 9 739 | 13 583 | 5 369 | 7 409 |
| ISRAEL | 8 645 | 24 243 | 3 857 | 10 122 | 2 124 | 5 461 |
| JORDAN | 5 077 | 10 294 | 1 220 | 2 434 | 673 | 1 319 |
| SAUDI ARABIA | 12 447 | 31 946 | 4 874 | 11 461 | 2 682 | 6 184 |
| KUWAIT | 3 647 | 17 202 | 1 146 | 4 239 | 630 | 2 273 |
| BAHRAIN | 482 | 1 063 | 110 | 196 | 62 | 107 |
| ARAB EMIRAT | 8 867 | 22 567 | 2 064 | 5 950 | 1 135 | 3 211 |
| OMAN | 48 | 850 | 16 | 323 | 10 | 172 |
| NORTH YEMEN | 6 | 6 205 | 8 | 1 067 | 4 | 567 |
| AFGHANISTAN | 612 | 862 | 99 | 244 | 53 | 130 |
| PAKISTAN | 10 159 | 25 145 | 1 286 | 3 471 | 709 | 1 870 |
| INDIA | 3 703 | 14 592 | 1 669 | 5 629 | 920 | 3 028 |
| BANGLADESH | 477 | 1 266 | 138 | 415 | 75 | 224 |
| SRI LANKA | 183 | 388 | 53 | 124 | 30 | 69 |
| BURMA | 95 | 203 | 30 | 77 | 16 | 41 |
| THAILAND | 3 647 | 14 177 | 1 149 | 3 556 | 631 | 1 913 |
| INDONESIA | 12 051 | 51 430 | 2 859 | 9 731 | 1 571 | 5 228 |
| MALAYSIA | 8 897 | 24 358 | 1 889 | 5 302 | 1 036 | 2 852 |
| SINGAPORE | 15 403 | 36 920 | 2 865 | 7 090 | 1 573 | 3 827 |
| PHILIPPINES | 3 555 | 21 881 | 747 | 4 806 | 410 | 2 577 |
| P REP CHINA | 888 | 2 582 | 575 | 1 447 | 318 | 784 |
| NORTH KOREA | 120 | 224 | 133 | 251 | 73 | 137 |
| SOUTH KOREA | 2 592 | 12 012 | 1 450 | 5 131 | 794 | 2 746 |
| JAPAN | 18 725 | 53 007 | 12 717 | 34 011 | 6 999 | 18 360 |
| TAIWAN | 5 101 | 21 007 | 2 833 | 8 268 | 1 559 | 4 453 |
| HONG KONG | 7 936 | 24 954 | 2 623 | 7 622 | 1 440 | 4 102 |
| AUSTRALIA | 21 273 | 56 635 | 7 998 | 21 150 | 4 405 | 11 418 |
| NEW ZEALAND | 6 240 | 15 812 | 3 293 | 7 374 | 1 813 | 3 991 |
| FR POLYNESIA | 117 | 133 | 31 | 54 | 17 | 30 |

583 PROD OF POLYMERIZING ETC

| IMPORTS | 4 652 144 | 13 752 174 | 1 031 691 | 2 823 562 | 567 823 | 1 522 675 |
|--------------|-----------|------------|-----------|-----------|---------|-----------|
| FRANCE | 1 015 067 | 3 015 293 | 215 895 | 588 392 | 118 785 | 317 107 |
| BELGIUM LUX | 1 071 706 | 3 036 003 | 229 016 | 601 942 | 126 044 | 324 789 |
| NETHERLANDS | 1 167 280 | 3 532 033 | 249 987 | 695 262 | 137 608 | 375 048 |
| ITALY | 519 747 | 1 518 990 | 104 219 | 299 952 | 57 414 | 161 739 |
| UNTD KINGDOM | 184 968 | 452 430 | 49 323 | 117 667 | 27 114 | 63 524 |
| IRISH REP | 2 232 | 10 289 | 724 | 3 104 | 398 | 1 665 |
| DENMARK | 9 589 | 30 387 | 3 489 | 11 173 | 1 921 | 6 011 |
| NORWAY | 104 597 | 267 740 | 20 114 | 46 031 | 11 069 | 24 845 |
| SWEDEN | 92 373 | 299 853 | 22 403 | 65 907 | 12 340 | 35 488 |
| FINLAND | 29 000 | 92 075 | 6 158 | 16 778 | 3 396 | 9 059 |
| SWITZERLAND | 69 016 | 224 319 | 20 599 | 60 959 | 11 342 | 32 877 |
| AUSTRIA | 87 407 | 293 953 | 22 515 | 66 335 | 12 399 | 35 742 |
| PORTUGAL | 182 | 747 | 67 | 174 | 37 | 94 |
| SPAIN | 13 497 | 35 511 | 3 828 | 10 396 | 2 106 | 5 590 |
| YUGOSLAVIA | 364 | 5 453 | 63 | 951 | 35 | 505 |
| GREECE | 2 341 | 7 983 | 1 134 | 3 787 | 624 | 2 034 |
| USSR | 63 714 | 221 599 | 6 752 | 20 638 | 3 717 | 11 125 |
| POLAND | 548 | 21 660 | 79 | 2 545 | 44 | 1 356 |
| CZECHOSLOVA | 58 006 | 180 408 | 7 773 | 21 074 | 4 268 | 11 365 |
| HUNGARY | 24 657 | 91 641 | 2 945 | 9 725 | 1 618 | 5 243 |
| RUMANIA | 9 395 | 44 377 | 1 134 | 4 651 | 625 | 2 504 |
| REP S AFRICA | 1 048 | 2 018 | 276 | 464 | 152 | 250 |
| USA | 98 791 | 273 502 | 50 571 | 137 367 | 27 821 | 74 095 |
| CANADA | 3 747 | 14 198 | 861 | 3 094 | 474 | 1 660 |
| ISRAEL | 2 783 | 7 908 | 720 | 1 815 | 397 | 980 |
| THAILAND | 1 535 | 5 048 | 565 | 1 727 | 311 | 930 |
| SINGAPORE | 114 | 137 | 62 | 117 | 35 | 64 |
| SOUTH KOREA | 217 | 521 | 59 | 140 | 32 | 75 |
| JAPAN | 15 981 | 59 189 | 9 602 | 29 170 | 5 281 | 15 720 |
| TAIWAN | 1 619 | 5 231 | 584 | 1 823 | 323 | 982 |

6 IMPORTS AND EXPORTS (SPECIAL TRADE) BY GROUPS OF THE SITC AND BY COUNTRIES OF PRODUCTION AND CONSUMPTION 1979

| GROUP COUNTRY | DT = 100 KG | | 1 000 DM | | 1 000 \$ | |
|------------------|-------------|------------|-----------|-----------|-----------|-----------|
| | JULY/SEPT | JAN/SEPT | JULY/SEPT | JAN/SEPT | JULY/SEPT | JAN/SEPT |
| NEW ZEALAND | 124 | 204 | 107 | 122 | 58 | 66 |
| EXPORTS | 7 032 885 | 20 587 490 | 1 796 072 | 4 808 459 | 988 945 | 2 594 145 |
| FRANCE | 758 046 | 2 479 067 | 203 845 | 618 380 | 112 272 | 333 289 |
| BELGIUM LUX | 470 075 | 1 507 698 | 111 738 | 326 156 | 61 548 | 175 810 |
| NETHERLANDS | 591 210 | 1 827 071 | 157 904 | 453 054 | 86 956 | 244 284 |
| ITALY | 807 633 | 2 439 265 | 189 659 | 523 691 | 104 533 | 282 548 |
| UNITD KINGDOM | 497 420 | 1 366 253 | 135 990 | 348 854 | 74 820 | 188 160 |
| IRISH REP | 63 613 | 186 395 | 15 550 | 39 889 | 8 550 | 21 514 |
| DENMARK | 222 423 | 730 999 | 58 196 | 167 876 | 32 071 | 90 536 |
| ICELAND | 11 968 | 27 371 | 2 674 | 5 609 | 1 473 | 3 033 |
| NORWAY | 118 320 | 345 739 | 25 569 | 67 680 | 14 066 | 36 487 |
| SWEDEN | 273 542 | 875 506 | 65 458 | 192 507 | 36 063 | 103 776 |
| FINLAND | 144 114 | 394 991 | 32 595 | 82 012 | 17 953 | 44 299 |
| SWITZERLAND | 405 560 | 1 158 685 | 103 640 | 276 612 | 57 061 | 149 266 |
| AUSTRIA | 335 308 | 1 023 115 | 90 281 | 256 569 | 49 707 | 138 325 |
| PORTUGAL | 81 789 | 253 095 | 18 627 | 51 500 | 10 255 | 27 756 |
| SPAIN | 83 752 | 277 270 | 20 828 | 62 922 | 11 443 | 33 888 |
| MALTA | 10 664 | 22 329 | 2 635 | 4 863 | 1 447 | 2 634 |
| YUGOSLAVIA | 120 772 | 344 780 | 32 266 | 87 630 | 17 766 | 47 205 |
| GREECE | 95 815 | 282 000 | 20 627 | 51 394 | 11 345 | 27 746 |
| TURKEY | 20 289 | 38 686 | 5 166 | 10 343 | 2 850 | 5 603 |
| USSR | 60 099 | 189 588 | 18 421 | 57 383 | 10 128 | 30 776 |
| POLAND | 106 518 | 256 382 | 26 164 | 59 579 | 14 402 | 32 172 |
| CZECHOSLOVA | 60 350 | 157 635 | 16 976 | 42 391 | 9 339 | 22 881 |
| HUNGARY | 81 396 | 232 786 | 22 944 | 58 548 | 12 613 | 31 596 |
| RUMANIA | 21 250 | 56 673 | 5 280 | 14 595 | 2 911 | 7 874 |
| BULGARIA | 20 310 | 42 246 | 6 219 | 13 093 | 3 422 | 7 072 |
| ALBANIA | 153 | 258 | 93 | 126 | 51 | 69 |
| CANARY IS | 3 081 | 8 724 | 788 | 1 937 | 433 | 1 045 |
| MOROCCO | 32 834 | 93 500 | 7 322 | 16 977 | 4 033 | 9 197 |
| ALGERIA | 61 888 | 146 349 | 14 289 | 29 029 | 7 858 | 15 698 |
| TUNISIA | 17 971 | 37 750 | 4 261 | 8 674 | 2 348 | 4 693 |
| LIBYA | 3 441 | 14 873 | 1 023 | 3 454 | 562 | 1 848 |
| EGYPT | 79 755 | 187 866 | 17 021 | 35 152 | 9 358 | 19 037 |
| SUDAN | 1 942 | 14 734 | 475 | 2 895 | 261 | 1 554 |
| MALI | 1 205 | 3 061 | 263 | 563 | 146 | 308 |
| UPPER VOLTA | 691 | 1 730 | 150 | 320 | 82 | 173 |
| NIGER | 7 | 2 591 | 6 | 448 | 2 | 238 |
| CAPE VERDE | 232 | 475 | 86 | 186 | 48 | 99 |
| SENEGAL | 4 077 | 19 581 | 906 | 3 710 | 498 | 1 989 |
| SIERRA LEONE | 1 858 | 3 734 | 510 | 789 | 282 | 432 |
| LIBERIA | 380 | 1 836 | 192 | 715 | 102 | 382 |
| IVORY COAST | 12 921 | 41 901 | 2 783 | 7 405 | 1 527 | 4 092 |
| GHANA | 3 538 | 9 612 | 884 | 2 210 | 486 | 1 196 |
| TOGO | 195 | 506 | 80 | 191 | 43 | 101 |
| BENIN | 174 | 288 | 66 | 98 | 36 | 52 |
| NIGERIA | 87 241 | 199 561 | 22 980 | 46 427 | 12 645 | 25 100 |
| CAMEROON | 2 447 | 9 351 | 662 | 1 751 | 364 | 948 |
| GABON | 404 | 1 341 | 88 | 292 | 48 | 158 |
| CONGO | 1 | 247 | 2 | 81 | 2 | 46 |
| ZAIRE | 3 581 | 13 803 | 1 099 | 3 632 | 603 | 1 954 |
| RWANDA | 362 | 627 | 91 | 151 | 51 | 82 |
| BURUNDI | 151 | 685 | 38 | 234 | 20 | 125 |
| ANGOLA | 40 713 | 69 908 | 10 472 | 15 699 | 5 768 | 8 568 |
| ETHIOPIA | 2 458 | 8 530 | 661 | 1 859 | 365 | 1 007 |
| KENYA | 28 956 | 73 659 | 5 869 | 13 537 | 3 227 | 7 307 |
| TANZANIA | 8 116 | 30 883 | 1 912 | 6 189 | 1 059 | 3 344 |
| MOZAMBIQUE | 3 623 | 8 342 | 1 024 | 1 976 | 564 | 1 064 |
| MADAGASCAR | 5 420 | 12 109 | 1 805 | 3 952 | 999 | 2 151 |
| REUNION | 219 | 295 | 72 | 97 | 39 | 53 |
| MAURITIUS | 155 | 1 447 | 59 | 346 | 32 | 184 |
| ZAMBIA | 15 837 | 36 229 | 4 089 | 7 991 | 2 259 | 4 337 |
| MALAWI | 4 880 | 9 490 | 1 126 | 1 947 | 622 | 1 058 |
| REP S AFRICA | 62 771 | 193 729 | 17 871 | 45 486 | 9 849 | 24 557 |
| USA | 200 712 | 490 945 | 56 235 | 136 457 | 30 960 | 73 761 |
| CANADA | 16 707 | 49 996 | 5 348 | 14 841 | 2 946 | 8 000 |
| GREENLAND | 300 | 300 | 59 | 59 | 32 | 32 |
| MEXICO | 7 812 | 20 058 | 3 398 | 7 617 | 1 867 | 4 121 |
| GUATEMALA | 8 394 | 23 942 | 1 945 | 4 854 | 1 067 | 2 619 |
| REP HONDURAS | 916 | 6 891 | 206 | 1 332 | 114 | 710 |
| EL SALVADOR | 9 954 | 26 977 | 2 124 | 5 667 | 1 164 | 3 047 |
| NICARAGUA | | 562 | 1 | 73 | 1 | 38 |
| COSTA RICA | 9 728 | 17 400 | 2 505 | 4 000 | 1 374 | 2 174 |
| PANAM EX CZ | 2 217 | 9 107 | 536 | 2 034 | 295 | 1 093 |
| CUBA | 15 995 | 23 346 | 3 443 | 4 565 | 1 915 | 2 509 |
| REP HAITI | 407 | 545 | 103 | 131 | 57 | 71 |
| DOMINIC REP | 1 037 | 8 373 | 286 | 1 490 | 156 | 796 |
| JAMAICA | 1 293 | 18 053 | 302 | 2 925 | 169 | 1 568 |
| BARBADOS | 973 | 3 195 | 213 | 626 | 119 | 338 |
| WEST INDIES | 1 358 | 1 728 | 337 | 450 | 185 | 235 |
| TRINIDAD, TOB | 1 381 | 4 801 | 361 | 1 078 | 198 | 582 |
| COLOMBIA | 11 699 | 40 551 | 2 577 | 7 190 | 1 413 | 3 875 |
| VENEZUELA | 83 294 | 155 922 | 20 649 | 35 118 | 11 376 | 19 080 |
| GUYANA | 410 | 1 761 | 100 | 379 | 55 | 205 |
| SURINAM | 984 | 4 811 | 243 | 978 | 134 | 525 |
| ECUADOR | 18 522 | 49 268 | 5 192 | 10 300 | 2 852 | 5 571 |
| PERU | 11 083 | 28 140 | 3 171 | 7 356 | 1 743 | 3 956 |
| BRAZIL | 50 690 | 160 938 | 12 389 | 32 428 | 6 829 | 17 514 |
| CHILE | 16 705 | 32 155 | 4 571 | 8 873 | 2 522 | 4 819 |
| BOLIVIA | 15 149 | 27 998 | 3 738 | 6 090 | 2 058 | 3 312 |

6 IMPORTS AND EXPORTS (SPECIAL TRADE) BY GROUPS OF THE SITC AND BY COUNTRIES OF PRODUCTION AND CONSUMPTION 1979

| GROUP COUNTRY | DT = 100 KG | | 1 000 DM | | 1 000 \$ | |
|------------------|-------------|----------|-----------|----------|-----------|----------|
| | JULY/SEPT | JAN/SEPT | JULY/SEPT | JAN/SEPT | JULY/SEPT | JAN/SEPT |
| PARAGUAY | 3 632 | 11 313 | 821 | 2 146 | 448 | 1 155 |
| URUGUAY | 21 006 | 52 054 | 4 838 | 9 816 | 2 656 | 5 317 |
| ARGENTINA | 78 888 | 179 364 | 20 038 | 39 363 | 11 017 | 21 318 |
| CYPRUS | 7 883 | 24 872 | 1 786 | 5 117 | 980 | 2 749 |
| LEBANON | 13 457 | 46 987 | 2 974 | 8 563 | 1 633 | 4 611 |
| SYRIA | 21 919 | 41 731 | 4 391 | 8 104 | 2 419 | 4 406 |
| IRAQ | 57 824 | 143 488 | 15 215 | 30 767 | 8 405 | 16 691 |
| IRAN | 42 062 | 60 120 | 10 943 | 16 285 | 6 044 | 8 899 |
| ISRAEL | 19 393 | 64 988 | 5 321 | 15 546 | 2 927 | 8 376 |
| JORDAN | 14 793 | 32 879 | 3 452 | 6 826 | 1 899 | 3 695 |
| SAUDI ARABIA | 31 312 | 98 500 | 11 099 | 27 752 | 6 096 | 15 013 |
| KUWAIT | 17 860 | 40 544 | 3 764 | 8 492 | 2 068 | 4 584 |
| BAHRAIN | 1 250 | 4 239 | 332 | 949 | 184 | 512 |
| QATAR | 157 | 795 | 105 | 300 | 58 | 162 |
| ARAB EMIRAT | 6 493 | 20 333 | 1 908 | 5 527 | 1 047 | 2 972 |
| OMAN | 720 | 2 973 | 179 | 650 | 98 | 346 |
| NORTH YEMEN | 1 581 | 3 624 | 392 | 927 | 218 | 501 |
| SOUTH YEMEN | 820 | 2 174 | 216 | 540 | 119 | 289 |
| AFGHANISTAN | 46 | 1 443 | 20 | 506 | 10 | 271 |
| PAKISTAN | 11 759 | 45 775 | 2 779 | 8 103 | 1 536 | 4 364 |
| INDIA | 3 226 | 18 382 | 1 195 | 4 985 | 660 | 2 689 |
| BANGLADESH | 2 427 | 15 934 | 738 | 2 953 | 409 | 1 582 |
| SRI LANKA | 5 118 | 9 959 | 1 199 | 2 241 | 658 | 1 212 |
| NEPAL | 1 419 | 2 279 | 344 | 512 | 191 | 279 |
| BURMA | 3 597 | 4 415 | 755 | 955 | 413 | 517 |
| THAILAND | 8 695 | 57 937 | 2 179 | 10 487 | 1 200 | 5 635 |
| VIETNAM | | 220 | | 61 | | 33 |
| INDONESIA | 13 199 | 34 347 | 3 300 | 8 121 | 1 809 | 4 381 |
| MALAYSIA | 18 321 | 58 679 | 4 824 | 11 765 | 2 656 | 6 359 |
| SINGAPORE | 32 032 | 87 641 | 8 626 | 20 803 | 4 751 | 11 232 |
| PHILIPPINES | 3 905 | 19 545 | 925 | 3 928 | 505 | 2 103 |
| MONGOL P REP | 500 | 1 236 | 140 | 358 | 77 | 191 |
| P REP CHINA | 26 702 | 131 478 | 3 830 | 17 528 | 2 113 | 9 401 |
| NORTH KOREA | 1 521 | 5 819 | 344 | 941 | 189 | 508 |
| SOUTH KOREA | 16 844 | 33 026 | 4 319 | 9 149 | 2 382 | 4 956 |
| JAPAN | 26 584 | 59 356 | 10 153 | 25 811 | 5 586 | 13 936 |
| TAIWAN | 13 798 | 29 078 | 3 665 | 7 341 | 2 016 | 3 975 |
| HONG KONG | 32 802 | 87 978 | 8 056 | 19 112 | 4 427 | 10 305 |
| AUSTRALIA | 17 547 | 49 029 | 7 792 | 21 508 | 4 282 | 11 587 |
| NEW ZEALAND | 7 705 | 18 951 | 2 456 | 6 256 | 1 351 | 3 375 |
| FR POLYNESIA | 84 | 320 | 62 | 229 | 33 | 123 |

584 CELLULOSE DERIVATIVES ETC

| IMPORTS | | | | | | |
|--------------|---------|---------|---------|---------|--------|---------|
| | 94 179 | 315 996 | 51 347 | 159 188 | 28 289 | 85 759 |
| FRANCE | 28 674 | 99 245 | 13 427 | 44 001 | 7 401 | 23 703 |
| BELGIUM LUX | 18 403 | 60 307 | 11 610 | 34 350 | 6 391 | 18 512 |
| NETHERLANDS | 6 709 | 20 025 | 4 416 | 12 058 | 2 435 | 6 509 |
| ITALY | 4 582 | 13 275 | 2 396 | 7 995 | 1 324 | 4 313 |
| UNTD KINGDOM | 9 919 | 32 348 | 4 460 | 14 174 | 2 461 | 7 634 |
| IRISH REP | 2 | 86 | 10 | 65 | 5 | 34 |
| DENMARK | 500 | 512 | 365 | 387 | 200 | 211 |
| NORWAY | 1 336 | 4 028 | 495 | 1 431 | 274 | 773 |
| SWEDEN | 3 640 | 11 497 | 1 384 | 3 979 | 759 | 2 138 |
| FINLAND | 3 995 | 16 129 | 1 337 | 5 003 | 735 | 2 693 |
| SWITZERLAND | 1 167 | 3 603 | 1 183 | 3 534 | 650 | 1 899 |
| AUSTRIA | 50 | 344 | 71 | 282 | 41 | 151 |
| SPAIN | | 324 | | 327 | | 175 |
| USSR | 1 844 | 4 578 | 369 | 888 | 205 | 482 |
| POLAND | 1 205 | 5 017 | 228 | 992 | 126 | 534 |
| CZECHOSLOVA | 1 260 | 3 286 | 324 | 824 | 178 | 443 |
| HUNGARY | 735 | 2 050 | 176 | 505 | 98 | 272 |
| USA | 9 998 | 38 420 | 8 779 | 27 263 | 4 835 | 14 675 |
| JAPAN | 158 | 905 | 314 | 1 117 | 171 | 603 |
| EXPORTS | | | | | | |
| | 215 070 | 650 356 | 138 747 | 407 027 | 76 371 | 219 382 |
| FRANCE | 20 688 | 63 803 | 13 344 | 40 303 | 7 357 | 21 722 |
| BELGIUM LUX | 14 962 | 46 673 | 7 394 | 23 358 | 4 076 | 12 591 |
| NETHERLANDS | 17 605 | 41 662 | 7 882 | 20 902 | 4 330 | 11 280 |
| ITALY | 25 535 | 84 252 | 14 966 | 47 485 | 8 245 | 25 578 |
| UNTD KINGDOM | 6 703 | 23 843 | 4 357 | 14 784 | 2 394 | 7 950 |
| IRISH REP | 1 242 | 3 652 | 2 110 | 5 659 | 1 165 | 3 058 |
| DENMARK | 4 704 | 13 700 | 2 811 | 8 465 | 1 546 | 4 558 |
| NORWAY | 687 | 2 658 | 595 | 2 095 | 327 | 1 129 |
| SWEDEN | 3 325 | 8 989 | 2 905 | 8 321 | 1 602 | 4 487 |
| FINLAND | 937 | 3 405 | 744 | 3 431 | 412 | 1 839 |
| SWITZERLAND | 11 715 | 37 055 | 8 149 | 23 168 | 4 486 | 12 504 |
| AUSTRIA | 11 633 | 34 483 | 8 708 | 25 830 | 4 791 | 13 905 |
| PORTUGAL | 1 724 | 4 419 | 955 | 2 483 | 525 | 1 338 |
| SPAIN | 8 200 | 27 010 | 4 672 | 14 542 | 2 571 | 7 831 |
| MALTA | 116 | 313 | 177 | 485 | 96 | 263 |
| YUGOSLAVIA | 3 519 | 11 524 | 3 662 | 11 890 | 2 016 | 6 402 |
| GREECE | 4 463 | 10 032 | 2 712 | 6 679 | 1 492 | 3 611 |
| TURKEY | 5 930 | 18 720 | 2 615 | 7 823 | 1 440 | 4 213 |
| USSR | 4 969 | 17 356 | 2 114 | 8 107 | 1 160 | 4 356 |
| POLAND | 2 832 | 5 581 | 1 456 | 2 968 | 800 | 1 604 |
| CZECHOSLOVA | 916 | 4 604 | 682 | 3 172 | 377 | 1 704 |
| HUNGARY | 1 185 | 3 659 | 1 128 | 2 966 | 626 | 1 599 |
| RUMANIA | 863 | 2 734 | 471 | 1 776 | 259 | 959 |
| BULGARIA | 770 | 5 792 | 457 | 2 724 | 252 | 1 461 |

6 IMPORTS AND EXPORTS (SPECIAL TRADE) BY GROUPS OF THE SITC AND BY COUNTRIES OF PRODUCTION AND CONSUMPTION 1979

| GROUP COUNTRY | DT = 100 KG | | 1 000 DM | | 1 000 \$ | |
|------------------|-------------|----------|-----------|----------|-----------|----------|
| | JULY/SEPT | JAN/SEPT | JULY/SEPT | JAN/SEPT | JULY/SEPT | JAN/SEPT |
| CANARY IS | 161 | 192 | 102 | 139 | 56 | 76 |
| MOROCCO | 449 | 944 | 265 | 561 | 145 | 305 |
| ALGERIA | 2 081 | 6 183 | 1 115 | 3 291 | 612 | 1 773 |
| TUNISIA | 21 | 316 | 19 | 249 | 10 | 133 |
| LIBYA | 2 100 | 6 517 | 681 | 2 216 | 374 | 1 188 |
| EGYPT | 197 | 1 651 | 104 | 618 | 57 | 328 |
| SUDAN | 60 | 147 | 52 | 118 | 29 | 64 |
| LIBERIA | 36 | 70 | 32 | 58 | 18 | 32 |
| IVORY COAST | 335 | 554 | 30 | 181 | 17 | 98 |
| NIGERIA | 1 453 | 2 954 | 793 | 1 605 | 437 | 873 |
| CONGO | | 160 | | 91 | | 49 |
| ZAIRE | 39 | 70 | 17 | 92 | 9 | 49 |
| ANGOLA | 9 | 1 057 | 12 | 694 | 7 | 366 |
| ETHIOPIA | 263 | 1 095 | 129 | 600 | 71 | 321 |
| KENYA | 476 | 1 693 | 338 | 904 | 186 | 489 |
| TANZANIA | 450 | 1 430 | 186 | 668 | 103 | 359 |
| MOZAMBIQUE | 10 | 330 | 15 | 151 | 8 | 79 |
| MADAGASCAR | 619 | 1 477 | 447 | 985 | 246 | 533 |
| ZAMBIA | 644 | 970 | 158 | 357 | 88 | 193 |
| REP S AFRICA | 2 691 | 9 531 | 1 612 | 4 941 | 885 | 2 663 |
| USA | 6 704 | 19 865 | 9 839 | 25 924 | 5 416 | 13 999 |
| CANADA | 2 077 | 5 932 | 1 102 | 3 375 | 607 | 1 820 |
| MEXICO | 1 629 | 7 769 | 834 | 3 394 | 457 | 1 824 |
| GUATEMALA | 676 | 1 208 | 340 | 540 | 185 | 293 |
| EL SALVADOR | 56 | 85 | 30 | 95 | 15 | 48 |
| COSTA RICA | 413 | 499 | 149 | 216 | 81 | 118 |
| CUBA | | 506 | 1 | 363 | | 191 |
| REP HAITI | 25 | 79 | 19 | 54 | 11 | 30 |
| DOMINIC REP | 405 | 1 158 | 187 | 611 | 102 | 328 |
| JAMAICA | 56 | 139 | 31 | 65 | 17 | 35 |
| COLOMBIA | 824 | 3 278 | 707 | 2 188 | 387 | 1 174 |
| VENEZUELA | 1 903 | 3 850 | 1 170 | 2 466 | 642 | 1 335 |
| ECUADOR | 90 | 250 | 54 | 224 | 29 | 119 |
| PERU | 1 104 | 2 602 | 540 | 1 307 | 297 | 707 |
| BRAZIL | 1 386 | 4 124 | 1 333 | 4 134 | 731 | 2 224 |
| CHILE | 1 036 | 2 623 | 1 046 | 2 328 | 575 | 1 259 |
| BOLIVIA | 56 | 135 | 54 | 132 | 31 | 74 |
| PARAGUAY | 31 | 116 | 24 | 85 | 13 | 44 |
| URUGUAY | 512 | 1 046 | 247 | 510 | 137 | 280 |
| ARGENTINA | 2 241 | 6 192 | 1 433 | 3 799 | 789 | 2 052 |
| CYPRUS | 323 | 915 | 135 | 369 | 73 | 196 |
| LEBANON | 475 | 1 385 | 253 | 553 | 139 | 299 |
| SYRIA | 414 | 3 242 | 242 | 1 122 | 134 | 607 |
| IRAQ | 1 585 | 2 781 | 336 | 798 | 185 | 430 |
| IRAN | 5 313 | 10 260 | 3 528 | 6 395 | 1 938 | 3 461 |
| ISRAEL | 228 | 1 109 | 367 | 1 074 | 203 | 582 |
| JORDAN | 127 | 744 | 66 | 216 | 35 | 115 |
| SAUDI ARABIA | 314 | 5 172 | 379 | 1 622 | 207 | 862 |
| KUWAIT | 45 | 355 | 37 | 121 | 21 | 65 |
| ARAB EMIRAT | 487 | 647 | 185 | 320 | 101 | 172 |
| AFGHANISTAN | | 270 | | 152 | | 81 |
| PAKISTAN | 624 | 2 570 | 327 | 1 232 | 180 | 662 |
| INDIA | 301 | 785 | 152 | 559 | 85 | 301 |
| THAILAND | 834 | 1 662 | 392 | 820 | 217 | 446 |
| INDONESIA | 912 | 2 109 | 351 | 844 | 193 | 456 |
| MALAYSIA | 339 | 879 | 197 | 469 | 109 | 254 |
| BRUNEI | | 6 500 | | 1 381 | | 739 |
| SINGAPORE | 885 | 2 234 | 589 | 1 355 | 325 | 734 |
| PHILIPPINES | 307 | 886 | 193 | 525 | 105 | 285 |
| P REP CHINA | 21 | 84 | 19 | 62 | 10 | 33 |
| SOUTH KOREA | 35 | 102 | 34 | 79 | 19 | 44 |
| JAPAN | 4 731 | 10 734 | 5 594 | 15 107 | 3 082 | 8 151 |
| TAIWAN | 4 743 | 11 455 | 2 834 | 6 721 | 1 559 | 3 635 |
| HONG KONG | 2 007 | 4 806 | 928 | 2 019 | 509 | 1 090 |
| AUSTRALIA | 709 | 1 735 | 771 | 1 787 | 429 | 973 |
| AUST OCEANIA | | 28 | | 61 | | 33 |
| NEW ZEALAND | 382 | 1 342 | 263 | 881 | 145 | 476 |

585 PLASTIC MATERIALS NES

| IMPORTS | 179 236 | 531 127 | 39 503 | 108 281 | 21 729 | 58 406 |
|--------------|---------|---------|--------|---------|--------|--------|
| FRANCE | 36 033 | 115 602 | 7 738 | 22 421 | 4 250 | 12 077 |
| BELGIUM LUX | 4 979 | 12 596 | 1 447 | 4 070 | 796 | 2 196 |
| NETHERLANDS | 63 468 | 238 893 | 9 875 | 28 994 | 5 432 | 15 627 |
| ITALY | 10 723 | 15 410 | 2 373 | 4 459 | 1 305 | 2 416 |
| UNTD KINGDOM | 50 014 | 117 481 | 5 830 | 14 814 | 3 205 | 7 996 |
| IRISH REP | 153 | 282 | 60 | 85 | 33 | 47 |
| DENMARK | 40 | 156 | 619 | 1 774 | 342 | 958 |
| NORWAY | 1 317 | 4 201 | 1 410 | 4 410 | 777 | 2 382 |
| SWEDEN | 689 | 1 605 | 2 382 | 7 131 | 1 317 | 3 851 |
| SWITZERLAND | 1 089 | 3 065 | 1 174 | 1 930 | 649 | 1 047 |
| AUSTRIA | 78 | 238 | 526 | 1 906 | 291 | 1 024 |
| SPAIN | 781 | 1 519 | 594 | 2 360 | 326 | 1 270 |
| GREECE | 883 | 4 160 | 171 | 776 | 94 | 417 |
| HUNGARY | 3 925 | 3 930 | 458 | 546 | 252 | 298 |
| USA | 3 295 | 8 997 | 1 538 | 4 979 | 844 | 2 685 |
| CANADA | 202 | 867 | 158 | 770 | 87 | 414 |
| MEXICO | | | 69 | 155 | 38 | 84 |
| BRAZIL | 5 | 13 | 1 290 | 3 211 | 708 | 1 732 |
| URUGUAY | | | 263 | 529 | 145 | 288 |
| ARGENTINA | 3 | 7 | 812 | 1 677 | 445 | 904 |

6 IMPORTS AND EXPORTS (SPECIAL TRADE) BY GROUPS OF THE SITC AND BY COUNTRIES OF PRODUCTION AND CONSUMPTION 1979

| GROUP COUNTRY | DT = 100 KG | | 1 000 DM | | 1 000 \$ | |
|------------------------------|-------------|-----------|-----------|-----------|-----------|----------|
| | JULY/SEPT | JAN/SEPT | JULY/SEPT | JAN/SEPT | JULY/SEPT | JAN/SEPT |
| P REP CHINA | 1 | 1 | 236 | 433 | 131 | 235 |
| JAPAN | 421 | 557 | 413 | 733 | 227 | 396 |
| EXPORTS | 121 814 | 456 527 | 33 507 | 106 559 | 18 436 | 57 419 |
| FRANCE | 2 759 | 8 975 | 2 624 | 8 555 | 1 447 | 4 613 |
| BELGIUM LUX | 3 063 | 10 367 | 1 628 | 5 503 | 894 | 2 963 |
| NETHERLANDS | 2 314 | 15 250 | 1 183 | 5 698 | 649 | 3 067 |
| ITALY | 3 735 | 12 108 | 1 124 | 4 724 | 622 | 2 544 |
| UNTD KINGDOM | 5 439 | 11 865 | 3 381 | 7 778 | 1 859 | 4 202 |
| IRISH REP | 58 | 194 | 242 | 704 | 133 | 380 |
| DENMARK | 9 103 | 18 097 | 1 818 | 4 334 | 998 | 2 339 |
| NORWAY | 2 478 | 4 050 | 216 | 420 | 117 | 228 |
| SWEDEN | 4 165 | 12 439 | 634 | 1 945 | 351 | 1 049 |
| FINLAND | 7 486 | 20 788 | 904 | 2 756 | 499 | 1 485 |
| SWITZERLAND | 54 573 | 264 706 | 3 012 | 13 408 | 1 655 | 7 183 |
| AUSTRIA | 1 452 | 4 054 | 1 032 | 2 621 | 565 | 1 412 |
| PORTUGAL | 46 | 173 | 33 | 154 | 17 | 82 |
| SPAIN | 3 481 | 9 181 | 2 601 | 6 762 | 1 430 | 3 658 |
| YUGOSLAVIA | 487 | 1 450 | 1 100 | 3 137 | 606 | 1 689 |
| GREECE | 39 | 498 | 94 | 606 | 52 | 324 |
| TURKEY | 50 | 493 | 197 | 484 | 107 | 262 |
| USSR | | 130 | 21 | 78 | 11 | 41 |
| POLAND | 1 150 | 2 884 | 565 | 1 673 | 310 | 900 |
| CZECHOSLOVA | 284 | 524 | 53 | 88 | 28 | 46 |
| HUNGARY | 56 | 350 | 33 | 198 | 18 | 106 |
| RUMANIA | 420 | 720 | 131 | 203 | 73 | 112 |
| MOROCCO | 50 | 212 | 16 | 72 | 9 | 37 |
| EGYPT | 246 | 447 | 80 | 188 | 44 | 102 |
| SENEGAL | | 126 | | 155 | | 84 |
| NIGERIA | 144 | 273 | 53 | 99 | 30 | 54 |
| TANZANIA | 110 | 141 | 263 | 276 | 146 | 153 |
| REP S AFRICA | 758 | 1 265 | 468 | 1 373 | 257 | 740 |
| USA | 3 233 | 18 708 | 5 889 | 21 805 | 3 238 | 11 743 |
| CANADA | 1 588 | 5 377 | 433 | 1 061 | 238 | 575 |
| MEXICO | 180 | 375 | 120 | 285 | 66 | 154 |
| COLOMBIA | 90 | 181 | 76 | 186 | 42 | 99 |
| VENEZUELA | 41 | 69 | 215 | 438 | 121 | 241 |
| PERU | 2 | 9 | 46 | 156 | 25 | 83 |
| BRAZIL | 273 | 2 202 | 261 | 1 531 | 145 | 826 |
| CHILE | 49 | 583 | 29 | 217 | 17 | 117 |
| BOLIVIA | | 10 | | 76 | | 40 |
| ARGENTINA | 61 | 108 | 164 | 445 | 90 | 242 |
| IRAN | 692 | 702 | 292 | 307 | 161 | 168 |
| ISRAEL | 90 | 194 | 50 | 101 | 28 | 54 |
| SAUDI ARABIA | 150 | 158 | 45 | 66 | 25 | 37 |
| KUWAIT | 62 | 75 | 39 | 52 | 22 | 30 |
| PAKISTAN | 262 | 612 | 76 | 180 | 42 | 97 |
| BANGLADESH | 12 | 96 | 6 | 73 | 3 | 39 |
| THAILAND | 163 | 263 | 75 | 115 | 42 | 64 |
| INDONESIA | 473 | 778 | 247 | 405 | 137 | 219 |
| MALAYSIA | 220 | 556 | 45 | 117 | 26 | 64 |
| SOUTH KOREA | 120 | 432 | 42 | 181 | 23 | 97 |
| JAPAN | 8 943 | 20 371 | 630 | 1 874 | 346 | 1 010 |
| TAIWAN | 72 | 566 | 19 | 151 | 11 | 80 |
| HONG KONG | 20 | 301 | 8 | 103 | 4 | 54 |
| AUSTRALIA | 603 | 964 | 910 | 2 009 | 499 | 1 085 |
| NEW ZEALAND | 19 | 58 | 43 | 118 | 24 | 64 |
| 591 PESTICIDES,DISINFECTANTS | | | | | | |
| IMPORTS | 88 462 | 328 258 | 73 487 | 264 965 | 40 471 | 142 654 |
| FRANCE | 30 038 | 106 682 | 28 611 | 93 333 | 15 769 | 50 305 |
| BELGIUM LUX | 2 043 | 12 548 | 1 477 | 10 891 | 808 | 5 850 |
| NETHERLANDS | 14 333 | 43 411 | 4 852 | 16 138 | 2 675 | 8 698 |
| ITALY | 1 935 | 11 649 | 2 558 | 8 197 | 1 402 | 4 416 |
| UNTD KINGDOM | 10 148 | 42 806 | 9 536 | 35 401 | 5 257 | 19 056 |
| IRISH REP | 42 | 610 | 121 | 877 | 67 | 471 |
| DENMARK | 9 347 | 27 306 | 4 085 | 10 967 | 2 245 | 5 915 |
| SWEDEN | 180 | 1 170 | 256 | 332 | 142 | 181 |
| FINLAND | 370 | 666 | 167 | 378 | 92 | 204 |
| SWITZERLAND | 11 472 | 38 559 | 11 642 | 37 584 | 6 411 | 20 237 |
| AUSTRIA | 1 044 | 3 718 | 403 | 1 879 | 225 | 1 006 |
| SPAIN | 41 | 4 715 | 61 | 711 | 33 | 383 |
| YUGOSLAVIA | 95 | 2 074 | 151 | 445 | 83 | 241 |
| CZECHOSLOVA | 229 | 949 | 73 | 315 | 40 | 168 |
| BULGARIA | | 450 | | 58 | | 30 |
| TANZANIA | | 13 | | 112 | | 60 |
| USA | 4 730 | 22 602 | 6 288 | 36 522 | 3 468 | 19 587 |
| CANADA | 63 | 124 | 89 | 212 | 48 | 114 |
| ISRAEL | 1 121 | 5 086 | 405 | 2 020 | 222 | 1 085 |
| JAPAN | 950 | 2 772 | 2 655 | 8 480 | 1 452 | 4 587 |
| EXPORTS | 348 833 | 1 396 418 | 237 475 | 1 088 045 | 130 809 | 585 153 |
| FRANCE | 46 488 | 236 641 | 42 665 | 207 888 | 23 528 | 111 927 |
| BELGIUM LUX | 7 513 | 47 997 | 5 434 | 41 205 | 2 994 | 22 084 |
| NETHERLANDS | 31 330 | 105 420 | 11 369 | 69 623 | 6 259 | 37 353 |
| ITALY | 38 767 | 137 956 | 15 475 | 69 675 | 8 536 | 37 506 |
| UNTD KINGDOM | 20 209 | 89 854 | 27 335 | 115 487 | 15 034 | 62 144 |
| IRISH REP | 1 185 | 5 399 | 1 990 | 4 771 | 1 097 | 2 583 |

6 IMPORTS AND EXPORTS (SPECIAL TRADE) BY GROUPS OF THE SITC AND BY COUNTRIES OF PRODUCTION AND CONSUMPTION 1979

| GROUP COUNTRY | DT = 100 KG | | 1 000 DM | | 1 000 \$ | |
|------------------|-------------|----------|-----------|----------|-----------|----------|
| | JULY/SEPT | JAN/SEPT | JULY/SEPT | JAN/SEPT | JULY/SEPT | JAN/SEPT |
| DENMARK | 2 933 | 36 609 | 2 826 | 39 378 | 1 553 | 21 050 |
| ICELAND | 824 | 3 783 | 165 | 918 | 90 | 487 |
| NORWAY | 826 | 4 911 | 534 | 4 375 | 296 | 2 344 |
| SWEDEN | 3 523 | 26 779 | 2 274 | 18 601 | 1 247 | 9 946 |
| FINLAND | 2 169 | 14 231 | 824 | 9 986 | 458 | 5 350 |
| SWITZERLAND | 6 549 | 24 897 | 4 756 | 19 931 | 2 616 | 10 731 |
| AUSTRIA | 6 192 | 31 553 | 3 533 | 18 030 | 1 947 | 9 705 |
| PORTUGAL | 1 427 | 14 174 | 1 006 | 9 075 | 552 | 4 874 |
| SPAIN | 4 598 | 30 871 | 3 153 | 22 568 | 1 740 | 12 117 |
| MALTA | 40 | 94 | 40 | 74 | 22 | 40 |
| YUGOSLAVIA | 1 650 | 12 382 | 1 124 | 11 122 | 617 | 5 953 |
| GREECE | 3 408 | 15 020 | 2 843 | 12 416 | 1 564 | 6 686 |
| TURKEY | 2 393 | 14 797 | 2 378 | 16 025 | 1 312 | 8 528 |
| USSR | 8 | 34 507 | 19 | 25 859 | 11 | 13 898 |
| POLAND | 532 | 10 129 | 390 | 13 459 | 214 | 7 200 |
| CZECHOSLOVA | 897 | 7 005 | 491 | 12 267 | 269 | 6 581 |
| HUNGARY | 6 961 | 29 694 | 3 778 | 18 335 | 2 096 | 9 938 |
| RUMANIA | 106 | 5 257 | 193 | 7 469 | 108 | 4 016 |
| BULGARIA | 457 | 6 537 | 295 | 7 748 | 161 | 4 173 |
| ALBANIA | | 380 | | 279 | | 150 |
| MOROCCO | 1 467 | 6 247 | 1 108 | 3 948 | 610 | 2 127 |
| ALGERIA | 188 | 1 886 | 187 | 2 567 | 104 | 1 367 |
| TUNISIA | 266 | 1 021 | 207 | 873 | 113 | 467 |
| LIBYA | 246 | 432 | 436 | 726 | 239 | 395 |
| EGYPT | 216 | 4 118 | 279 | 9 986 | 152 | 5 381 |
| SUDAN | 11 479 | 12 299 | 4 026 | 4 785 | 2 217 | 2 617 |
| MALI | 1 | 94 | 1 | 156 | | 81 |
| NIGER | | 34 | | 96 | | 51 |
| CAPE VERDE | 5 | 59 | 5 | 83 | 3 | 44 |
| SENEGAL | 603 | 903 | 212 | 456 | 116 | 246 |
| GAMBIA | 19 | 56 | 23 | 69 | 13 | 39 |
| SIERRA LEONE | | 75 | | 121 | | 64 |
| LIBERIA | 103 | 223 | 47 | 138 | 26 | 75 |
| IVORY COAST | 1 012 | 5 162 | 1 161 | 5 507 | 641 | 2 958 |
| GHANA | 5 | 63 | 6 | 76 | 3 | 41 |
| TOGO | 3 | 228 | 3 | 219 | 1 | 115 |
| BENIN | 5 | 32 | 3 | 65 | 2 | 34 |
| NIGERIA | 1 779 | 4 719 | 1 545 | 2 444 | 853 | 1 335 |
| CAMEROON | 242 | 1 088 | 140 | 860 | 75 | 459 |
| GABON | 20 | 94 | 2 | 68 | 1 | 37 |
| ZAIRE | 954 | 1 534 | 1 651 | 1 970 | 916 | 1 087 |
| RWANDA | 14 | 126 | 12 | 112 | 7 | 62 |
| ANGOLA | 1 345 | 3 471 | 326 | 1 117 | 182 | 606 |
| ETHIOPIA | 321 | 3 908 | 297 | 3 117 | 164 | 1 668 |
| KENYA | 843 | 3 229 | 405 | 2 339 | 223 | 1 262 |
| TANZANIA | 10 931 | 11 391 | 2 924 | 3 224 | 1 619 | 1 781 |
| SEYCHELLES | 323 | 627 | 76 | 224 | 41 | 119 |
| MADAGASCAR | 750 | 1 085 | 301 | 440 | 164 | 239 |
| REUNION | 272 | 627 | 194 | 484 | 106 | 262 |
| MAURITIUS | 53 | 270 | 101 | 386 | 55 | 209 |
| ZAMBIA | 18 | 26 | 58 | 91 | 32 | 49 |
| RHODESIA | | 51 | | 157 | | 85 |
| MALAWI | 48 | 51 | 86 | 105 | 47 | 56 |
| REP S AFRICA | 7 710 | 13 032 | 6 356 | 9 984 | 3 493 | 5 435 |
| USA | 14 202 | 32 438 | 12 882 | 35 419 | 7 109 | 19 055 |
| CANADA | 149 | 5 072 | 144 | 2 845 | 80 | 1 522 |
| MEXICO | 820 | 4 294 | 2 521 | 9 807 | 1 379 | 5 254 |
| GUATEMALA | 8 053 | 15 201 | 6 535 | 10 225 | 3 601 | 5 569 |
| REP HONDURAS | 342 | 1 177 | 129 | 397 | 70 | 211 |
| EL SALVADOR | 5 422 | 15 558 | 2 191 | 7 634 | 1 209 | 4 095 |
| NICARAGUA | | 725 | | 854 | | 454 |
| COSTA RICA | 740 | 7 740 | 342 | 3 629 | 187 | 1 942 |
| PANAM EX CZ | 432 | 4 096 | 181 | 1 308 | 100 | 699 |
| CUBA | 4 797 | 44 247 | 1 754 | 19 472 | 969 | 10 363 |
| DOMINIC REP | 12 | 644 | 25 | 289 | 15 | 156 |
| GUADELOUPE | 59 | 454 | 23 | 337 | 12 | 178 |
| MARTINIQUE | 14 | 435 | 13 | 350 | 6 | 186 |
| JAMAICA | 9 | 452 | 13 | 382 | 7 | 204 |
| BARBADOS | 45 | 134 | 49 | 145 | 27 | 78 |
| WEST INDIES | 13 | 136 | 5 | 64 | 3 | 35 |
| TRINIDAD TOB | 178 | 1 963 | 43 | 2 219 | 24 | 1 182 |
| GRENADA | 66 | 143 | 70 | 142 | 39 | 77 |
| COLOMBIA | 893 | 3 028 | 713 | 1 379 | 391 | 747 |
| VENEZUELA | 2 491 | 8 928 | 1 270 | 3 951 | 695 | 2 121 |
| SURINAM | 331 | 891 | 231 | 512 | 130 | 281 |
| ECUADOR | 4 257 | 7 313 | 3 605 | 6 753 | 1 977 | 3 665 |
| PERU | 1 533 | 4 204 | 1 217 | 3 540 | 669 | 1 907 |
| BRAZIL | 5 061 | 19 013 | 1 745 | 7 189 | 962 | 3 882 |
| CHILE | 2 639 | 5 533 | 2 295 | 4 708 | 1 258 | 2 544 |
| BOLIVIA | 390 | 1 195 | 316 | 779 | 174 | 419 |
| PARAGUAY | 221 | 475 | 244 | 608 | 135 | 330 |
| URUGUAY | 3 672 | 6 806 | 1 458 | 3 090 | 799 | 1 664 |
| ARGENTINA | 5 126 | 10 977 | 3 369 | 7 383 | 1 851 | 3 984 |
| CYPRUS | 119 | 414 | 89 | 310 | 48 | 167 |
| LEBANON | 236 | 2 781 | 269 | 2 219 | 148 | 1 185 |
| SYRIA | 51 | 728 | 87 | 922 | 47 | 497 |
| IRAQ | 2 193 | 2 802 | 1 239 | 1 832 | 677 | 994 |
| IRAN | 8 547 | 29 507 | 9 511 | 35 157 | 5 263 | 18 916 |
| ISRAEL | 540 | 2 937 | 712 | 2 873 | 393 | 1 548 |
| JORDAN | 1 089 | 2 935 | 390 | 1 506 | 214 | 808 |
| SAUDI ARABIA | 858 | 3 705 | 1 220 | 4 773 | 669 | 2 562 |
| KUWAIT | 16 | 156 | 28 | 192 | 15 | 104 |

6 IMPORTS AND EXPORTS (SPECIAL TRADE) BY GROUPS OF THE SITC AND BY COUNTRIES OF PRODUCTION AND CONSUMPTION 1979

| GROUP COUNTRY | DT = 100 KG | | 1 000 DM | | 1 000 \$ | |
|------------------|-------------|----------|-----------|----------|-----------|----------|
| | JULY/SEPT | JAN/SEPT | JULY/SEPT | JAN/SEPT | JULY/SEPT | JAN/SEPT |
| BAHRAIN | 63 | 211 | 76 | 128 | 42 | 70 |
| ARAB EMIRAT | 586 | 833 | 751 | 1 008 | 417 | 552 |
| OMAN | 119 | 501 | 40 | 131 | 22 | 71 |
| NORTH YEMEN | 363 | 842 | 415 | 856 | 229 | 466 |
| SOUTH YEMEN | 22 | 45 | 23 | 67 | 13 | 36 |
| PAKISTAN | 1 225 | 4 398 | 1 290 | 5 490 | 708 | 2 927 |
| INDIA | 687 | 1 201 | 528 | 1 059 | 291 | 572 |
| BANGLADESH | 268 | 338 | 139 | 177 | 75 | 95 |
| SRI LANKA | 1 214 | 2 071 | 428 | 839 | 235 | 452 |
| BURMA | 184 | 226 | 203 | 280 | 111 | 153 |
| THAILAND | 4 522 | 15 833 | 2 124 | 8 068 | 1 164 | 4 343 |
| VIETNAM | | 1 554 | | 652 | | 352 |
| INDONESIA | 7 843 | 16 712 | 3 098 | 7 143 | 1 706 | 3 854 |
| MALAYSIA | 3 029 | 7 609 | 2 127 | 4 732 | 1 172 | 2 558 |
| SINGAPORE | 1 433 | 3 514 | 867 | 1 604 | 478 | 872 |
| PHILIPPINES | 1 044 | 3 342 | 593 | 1 561 | 324 | 840 |
| P REP CHINA | 71 | 16 397 | 45 | 6 294 | 25 | 3 371 |
| NORTH KOREA | | 3 045 | | 975 | | 525 |
| SOUTH KOREA | 57 | 369 | 66 | 605 | 36 | 328 |
| JAPAN | 10 282 | 20 209 | 4 307 | 11 635 | 2 369 | 6 286 |
| TAIWAN | 1 588 | 7 168 | 967 | 4 056 | 536 | 2 184 |
| HONG KONG | 1 228 | 3 199 | 390 | 1 067 | 213 | 573 |
| AUSTRALIA | 2 718 | 5 967 | 1 754 | 4 015 | 969 | 2 173 |
| NEW ZEALAND | 1 795 | 5 019 | 2 741 | 5 641 | 1 505 | 3 052 |
| NEW CALEDON | 145 | 194 | 172 | 233 | 94 | 127 |
| FR POLYNESIA | 78 | 175 | 106 | 229 | 57 | 122 |

592 STARCH, INULIN, GLUTEN, ETC

| GROUP COUNTRY | DT = 100 KG | | 1 000 DM | | 1 000 \$ | |
|------------------|-------------|-----------|-----------|----------|-----------|----------|
| | JULY/SEPT | JAN/SEPT | JULY/SEPT | JAN/SEPT | JULY/SEPT | JAN/SEPT |
| BAHRAIN | 63 | 211 | 76 | 128 | 42 | 70 |
| ARAB EMIRAT | 586 | 833 | 751 | 1 008 | 417 | 552 |
| OMAN | 119 | 501 | 40 | 131 | 22 | 71 |
| NORTH YEMEN | 363 | 842 | 415 | 856 | 229 | 466 |
| SOUTH YEMEN | 22 | 45 | 23 | 67 | 13 | 36 |
| PAKISTAN | 1 225 | 4 398 | 1 290 | 5 490 | 708 | 2 927 |
| INDIA | 687 | 1 201 | 528 | 1 059 | 291 | 572 |
| BANGLADESH | 268 | 338 | 139 | 177 | 75 | 95 |
| SRI LANKA | 1 214 | 2 071 | 428 | 839 | 235 | 452 |
| BURMA | 184 | 226 | 203 | 280 | 111 | 153 |
| THAILAND | 4 522 | 15 833 | 2 124 | 8 068 | 1 164 | 4 343 |
| VIETNAM | | 1 554 | | 652 | | 352 |
| INDONESIA | 7 843 | 16 712 | 3 098 | 7 143 | 1 706 | 3 854 |
| MALAYSIA | 3 029 | 7 609 | 2 127 | 4 732 | 1 172 | 2 558 |
| SINGAPORE | 1 433 | 3 514 | 867 | 1 604 | 478 | 872 |
| PHILIPPINES | 1 044 | 3 342 | 593 | 1 561 | 324 | 840 |
| P REP CHINA | 71 | 16 397 | 45 | 6 294 | 25 | 3 371 |
| NORTH KOREA | | 3 045 | | 975 | | 525 |
| SOUTH KOREA | 57 | 369 | 66 | 605 | 36 | 328 |
| JAPAN | 10 282 | 20 209 | 4 307 | 11 635 | 2 369 | 6 286 |
| TAIWAN | 1 588 | 7 168 | 967 | 4 056 | 536 | 2 184 |
| HONG KONG | 1 228 | 3 199 | 390 | 1 067 | 213 | 573 |
| AUSTRALIA | 2 718 | 5 967 | 1 754 | 4 015 | 969 | 2 173 |
| NEW ZEALAND | 1 795 | 5 019 | 2 741 | 5 641 | 1 505 | 3 052 |
| NEW CALEDON | 145 | 194 | 172 | 233 | 94 | 127 |
| FR POLYNESIA | 78 | 175 | 106 | 229 | 57 | 122 |
| IMPORTS | 317 417 | 937 252 | 60 609 | 181 560 | 33 352 | 97 857 |
| FRANCE | 110 694 | 319 237 | 18 090 | 49 919 | 9 947 | 26 924 |
| BELGIUM LUX | 40 344 | 105 016 | 9 067 | 28 286 | 5 001 | 15 249 |
| NETHERLANDS | 102 363 | 320 431 | 12 102 | 40 417 | 6 657 | 21 768 |
| ITALY | 10 210 | 27 722 | 1 253 | 4 411 | 687 | 2 369 |
| UNITD KINGDOM | 3 691 | 9 350 | 2 059 | 7 193 | 1 136 | 3 867 |
| IRISH REP | 4 452 | 9 121 | 2 090 | 6 155 | 1 153 | 3 317 |
| DENMARK | 4 980 | 14 799 | 1 427 | 3 825 | 782 | 2 059 |
| ICELAND | 105 | 405 | 31 | 113 | 18 | 62 |
| SWEDEN | 2 714 | 7 130 | 1 391 | 3 679 | 765 | 1 982 |
| SWITZERLAND | 2 148 | 7 363 | 1 560 | 5 097 | 860 | 2 749 |
| AUSTRIA | 2 288 | 9 574 | 321 | 1 238 | 177 | 671 |
| YUGOSLAVIA | 109 | 731 | 42 | 130 | 24 | 71 |
| USSR | 2 876 | 8 941 | 867 | 2 545 | 476 | 1 371 |
| POLAND | 9 946 | 25 228 | 2 892 | 6 822 | 1 593 | 3 688 |
| CZECHOSLOVA | 1 908 | 3 424 | 119 | 212 | 65 | 114 |
| REP S AFRICA | 100 | 268 | 32 | 78 | 18 | 42 |
| USA | 7 858 | 21 260 | 4 049 | 10 516 | 2 225 | 5 675 |
| CANADA | 24 | 266 | 11 | 174 | 7 | 96 |
| COLOMBIA | 480 | 1 120 | 289 | 621 | 158 | 334 |
| URUGUAY | 116 | 164 | 41 | 59 | 23 | 32 |
| THAILAND | 1 533 | 9 550 | 88 | 571 | 48 | 305 |
| P REP CHINA | 1 625 | 5 543 | 369 | 1 060 | 203 | 571 |
| JAPAN | 269 | 583 | 333 | 780 | 182 | 417 |
| AUSTRALIA | | 485 | | 151 | | 79 |
| NEW ZEALAND | 6 453 | 28 844 | 2 055 | 7 287 | 1 129 | 3 929 |
| EXPORTS | 505 812 | 1 412 993 | 104 549 | 300 814 | 57 583 | 162 228 |
| FRANCE | 42 614 | 148 640 | 13 209 | 43 158 | 7 267 | 23 230 |
| BELGIUM LUX | 29 146 | 92 526 | 9 021 | 27 980 | 4 967 | 15 085 |
| NETHERLANDS | 84 479 | 211 220 | 12 299 | 36 072 | 6 770 | 19 447 |
| ITALY | 36 217 | 106 256 | 8 805 | 26 760 | 4 855 | 14 430 |
| UNITD KINGDOM | 21 404 | 60 600 | 5 978 | 15 965 | 3 294 | 8 619 |
| IRISH REP | 709 | 2 734 | 339 | 1 158 | 184 | 621 |
| DENMARK | 49 772 | 103 124 | 5 533 | 13 279 | 3 049 | 7 178 |
| ICELAND | 168 | 440 | 77 | 180 | 44 | 98 |
| NORWAY | 5 451 | 19 527 | 1 131 | 3 603 | 623 | 1 937 |
| SWEDEN | 47 964 | 134 664 | 3 285 | 9 855 | 1 813 | 5 321 |
| FINLAND | 12 778 | 32 751 | 1 019 | 3 012 | 561 | 1 627 |
| SWITZERLAND | 38 717 | 144 786 | 6 314 | 19 548 | 3 480 | 10 535 |
| AUSTRIA | 10 783 | 37 232 | 3 786 | 11 312 | 2 086 | 6 098 |
| PORTUGAL | 1 520 | 3 432 | 514 | 1 363 | 286 | 734 |
| SPAIN | 2 470 | 7 436 | 1 474 | 4 327 | 808 | 2 334 |
| MALTA | 136 | 417 | 64 | 210 | 34 | 112 |
| YUGOSLAVIA | 21 025 | 42 029 | 3 006 | 7 874 | 1 658 | 4 253 |
| GREECE | 5 224 | 9 476 | 1 645 | 3 770 | 909 | 2 045 |
| TURKEY | 2 440 | 2 698 | 205 | 430 | 113 | 233 |
| USSR | 7 591 | 15 797 | 1 997 | 4 343 | 1 099 | 2 346 |
| POLAND | 4 232 | 5 954 | 850 | 1 721 | 467 | 928 |
| CZECHOSLOVA | 1 022 | 3 453 | 414 | 1 654 | 227 | 889 |
| HUNGARY | 5 986 | 17 956 | 1 381 | 4 089 | 760 | 2 200 |
| RUMANIA | 1 428 | 4 026 | 486 | 1 261 | 268 | 684 |
| BULGARIA | 809 | 2 720 | 246 | 807 | 136 | 435 |
| MOROCCO | 268 | 836 | 168 | 402 | 92 | 216 |
| ALGERIA | 1 469 | 3 489 | 658 | 1 219 | 365 | 665 |
| TUNISIA | 224 | 3 471 | 95 | 730 | 53 | 389 |
| LIBYA | 108 | 706 | 50 | 354 | 29 | 191 |
| EGYPT | 4 228 | 10 391 | 261 | 824 | 143 | 442 |
| SUDAN | 246 | 4 454 | 128 | 978 | 71 | 528 |
| SENEGAL | 185 | 567 | 77 | 200 | 42 | 108 |
| LIBERIA | 227 | 327 | 57 | 130 | 31 | 67 |

6 IMPORTS AND EXPORTS (SPECIAL TRADE) BY GROUPS OF THE SITC AND BY COUNTRIES OF PRODUCTION AND CONSUMPTION 1979

| GROUP COUNTRY | DT = 100 KG | | 1 000 DM | | 1 000 \$ | |
|------------------|-------------|----------|-----------|----------|-----------|----------|
| | JULY/SEPT | JAN/SEPT | JULY/SEPT | JAN/SEPT | JULY/SEPT | JAN/SEPT |
| IVORY COAST | 117 | 242 | 70 | 151 | 39 | 82 |
| GHANA | 408 | 774 | 149 | 208 | 81 | 113 |
| NIGERIA | 4 844 | 11 696 | 838 | 1 923 | 457 | 1 030 |
| CAMEROON | 425 | 978 | 123 | 289 | 67 | 156 |
| ZAIRE | 655 | 1 303 | 203 | 430 | 113 | 234 |
| ANGOLA | 2 383 | 5 943 | 995 | 3 373 | 550 | 1 819 |
| ETHIOPIA | 1 197 | 1 569 | 155 | 312 | 86 | 170 |
| KENYA | 115 | 1 044 | 48 | 304 | 25 | 158 |
| TANZANIA | 1 060 | 1 104 | 142 | 248 | 76 | 132 |
| MADAGASCAR | 183 | 398 | 59 | 144 | 33 | 78 |
| MAURITIUS | 68 | 253 | 43 | 151 | 23 | 80 |
| REP S AFRICA | 774 | 1 810 | 382 | 1 006 | 213 | 548 |
| USA | 2 398 | 7 983 | 1 543 | 4 165 | 854 | 2 250 |
| CANADA | 417 | 1 345 | 243 | 883 | 131 | 472 |
| MEXICO | 300 | 722 | 197 | 308 | 107 | 167 |
| GUATEMALA | 176 | 377 | 166 | 320 | 91 | 173 |
| COSTA RICA | 38 | 183 | 44 | 156 | 26 | 85 |
| PANAM EX CZ | 133 | 205 | 37 | 58 | 21 | 32 |
| CUBA | 45 | 3 696 | 18 | 401 | 10 | 216 |
| DOMINIC REP | 319 | 1 452 | 104 | 463 | 59 | 250 |
| JAMAICA | 192 | 407 | 61 | 136 | 32 | 72 |
| COLOMBIA | 45 | 291 | 72 | 308 | 40 | 166 |
| VENEZUELA | 1 249 | 2 637 | 1 417 | 2 330 | 777 | 1 267 |
| SURINAM | 85 | 161 | 34 | 63 | 19 | 35 |
| ECUADOR | 241 | 355 | 116 | 185 | 62 | 98 |
| PERU | 54 | 160 | 51 | 132 | 27 | 69 |
| BRAZIL | 119 | 680 | 186 | 845 | 99 | 449 |
| CHILE | 1 103 | 1 244 | 273 | 547 | 150 | 296 |
| BOLIVIA | 113 | 331 | 37 | 128 | 20 | 68 |
| PARAGUAY | 110 | 248 | 44 | 166 | 25 | 90 |
| ARGENTINA | 115 | 270 | 108 | 422 | 60 | 231 |
| CYPRUS | 1 628 | 6 404 | 186 | 616 | 102 | 332 |
| LEBANON | 2 779 | 3 668 | 343 | 692 | 190 | 372 |
| SYRIA | 882 | 1 739 | 389 | 799 | 214 | 434 |
| IRAQ | 3 779 | 6 071 | 623 | 1 197 | 345 | 651 |
| IRAN | 11 328 | 16 491 | 2 766 | 4 026 | 1 523 | 2 196 |
| ISRAEL | 996 | 3 209 | 320 | 936 | 174 | 504 |
| JORDAN | 470 | 1 447 | 141 | 438 | 79 | 239 |
| SAUDI ARABIA | 2 892 | 12 962 | 1 142 | 5 518 | 627 | 2 957 |
| KUWAIT | 462 | 2 233 | 357 | 947 | 196 | 510 |
| BAHRAIN | 41 | 543 | 17 | 91 | 10 | 48 |
| QATAR | 99 | 480 | 24 | 174 | 12 | 93 |
| ARAB EMIRAT | 1 131 | 1 796 | 259 | 617 | 142 | 333 |
| NORTH YEMEN | 1 254 | 25 943 | 56 | 1 148 | 31 | 620 |
| PAKISTAN | 190 | 1 390 | 51 | 260 | 30 | 143 |
| INDIA | 100 | 431 | 98 | 559 | 54 | 305 |
| BANGLADESH | 1 256 | 2 401 | 138 | 398 | 78 | 218 |
| SRI LANKA | 135 | 589 | 35 | 197 | 22 | 110 |
| BURMA | 12 | 227 | 7 | 81 | 3 | 42 |
| THAILAND | 2 359 | 5 323 | 668 | 1 403 | 368 | 760 |
| INDONESIA | 2 000 | 6 671 | 475 | 1 773 | 262 | 954 |
| MALAYSIA | 2 153 | 2 522 | 143 | 293 | 80 | 161 |
| SINGAPORE | 3 446 | 6 931 | 172 | 425 | 96 | 231 |
| PHILIPPINES | 277 | 757 | 127 | 368 | 69 | 197 |
| P REP CHINA | 117 | 276 | 44 | 153 | 24 | 83 |
| SOUTH KOREA | 662 | 2 060 | 454 | 1 138 | 248 | 612 |
| JAPAN | 2 216 | 4 832 | 1 902 | 4 129 | 1 053 | 2 237 |
| TAIWAN | 215 | 1 850 | 39 | 256 | 19 | 133 |
| HONG KONG | 1 494 | 6 048 | 508 | 1 793 | 283 | 969 |
| AUSTRALIA | 127 | 415 | 142 | 363 | 79 | 197 |
| PAPUA NEW G | 58 | 196 | 19 | 68 | 10 | 35 |
| NEW ZEALAND | 32 | 104 | 43 | 108 | 24 | 57 |

598 MISC CHEMICAL PRODS NES

| IMPORTS | 2 231 820 | 6 416 879 | 327 276 | 926 710 | 180 144 | 499 671 |
|--------------|-----------|-----------|---------|---------|---------|---------|
| FRANCE | 587 433 | 1 642 101 | 68 582 | 183 361 | 37 748 | 98 900 |
| BELGIUM LUX | 306 411 | 881 827 | 38 259 | 100 200 | 21 064 | 54 126 |
| NETHERLANDS | 473 167 | 1 403 751 | 62 642 | 170 011 | 34 491 | 91 747 |
| ITALY | 55 989 | 171 514 | 13 016 | 38 554 | 7 152 | 20 724 |
| UNTD KINGDOM | 125 746 | 331 435 | 33 044 | 97 231 | 18 213 | 52 394 |
| IRISH REP | 573 | 11 697 | 2 321 | 9 013 | 1 275 | 4 840 |
| DENMARK | 76 072 | 136 028 | 7 751 | 23 267 | 4 262 | 12 546 |
| ICELAND | 21 018 | 44 854 | 1 244 | 2 685 | 685 | 1 455 |
| NORWAY | 16 368 | 46 974 | 1 488 | 4 714 | 819 | 2 541 |
| SWEDEN | 94 449 | 280 470 | 9 603 | 26 030 | 5 286 | 14 034 |
| FINLAND | 20 510 | 66 386 | 1 689 | 5 586 | 924 | 3 002 |
| SWITZERLAND | 54 717 | 161 502 | 14 962 | 46 001 | 8 246 | 24 799 |
| AUSTRIA | 44 913 | 120 602 | 3 348 | 10 740 | 1 842 | 5 785 |
| PORTUGAL | 65 724 | 198 399 | 6 247 | 17 909 | 3 440 | 9 663 |
| SPAIN | 8 926 | 24 700 | 1 439 | 3 792 | 794 | 2 046 |
| YUGOSLAVIA | 3 540 | 9 054 | 740 | 1 624 | 408 | 877 |
| GREECE | 2 520 | 9 564 | 895 | 3 020 | 489 | 1 623 |
| USSR | 6 880 | 34 235 | 332 | 1 830 | 180 | 981 |
| POLAND | 15 323 | 34 402 | 1 330 | 3 300 | 732 | 1 778 |
| CZECHOSLOVA | 5 702 | 19 877 | 840 | 2 248 | 464 | 1 215 |
| HUNGARY | 2 530 | 7 743 | 266 | 602 | 144 | 327 |
| RUMANIA | 6 876 | 17 732 | 585 | 1 498 | 321 | 806 |
| BULGARIA | 374 | 374 | 59 | 59 | 32 | 32 |
| REP S AFRICA | 5 858 | 18 105 | 488 | 1 470 | 271 | 793 |
| USA | 157 912 | 506 873 | 44 440 | 134 334 | 24 452 | 72 363 |

6 IMPORTS AND EXPORTS (SPECIAL TRADE) BY GROUPS OF THE SITC AND BY COUNTRIES OF PRODUCTION AND CONSUMPTION 1979

| GROUP COUNTRY | DT = 100 KG | | 1 000 DM | | 1 000 \$ | |
|------------------|-------------|------------|-----------|-----------|-----------|-----------|
| | JULY/SEPT | JAN/SEPT | JULY/SEPT | JAN/SEPT | JULY/SEPT | JAN/SEPT |
| CANADA | 3 835 | 7 801 | 788 | 2 026 | 432 | 1 094 |
| REP HONDURAS | 6 841 | 18 534 | 673 | 1 880 | 371 | 1 016 |
| NICARAGUA | | 2 659 | | 223 | | 119 |
| BAHAMAS | | 169 | | 76 | | 41 |
| NETH ANTILL | 441 | 5 015 | 37 | 420 | 20 | 224 |
| ECUADOR | | 122 | | 78 | | 43 |
| BRAZIL | 9 280 | 32 533 | 1 703 | 6 015 | 938 | 3 232 |
| ISRAEL | 643 | 1 201 | 74 | 267 | 41 | 144 |
| INDIA | 1 299 | 3 370 | 199 | 552 | 111 | 297 |
| P REP CHINA | 47 016 | 157 089 | 3 736 | 12 187 | 2 045 | 6 570 |
| SOUTH KOREA | 22 | 52 | 29 | 68 | 16 | 37 |
| JAPAN | 2 669 | 7 396 | 4 246 | 13 325 | 2 338 | 7 181 |
| AUSTRALIA | 19 | 58 | 92 | 277 | 50 | 149 |
| EXPORTS | 3 958 079 | 12 000 031 | 820 392 | 2 391 592 | 451 745 | 1 289 570 |
| FRANCE | 687 237 | 2 131 738 | 98 400 | 306 213 | 54 228 | 165 092 |
| BELGIUM LUX | 388 646 | 1 215 903 | 52 792 | 154 531 | 29 095 | 83 349 |
| NETHERLANDS | 534 487 | 1 439 682 | 63 551 | 184 113 | 35 003 | 99 255 |
| ITALY | 361 638 | 1 166 483 | 80 338 | 254 357 | 44 293 | 137 132 |
| UNITD KINGDOM | 222 760 | 665 215 | 50 964 | 146 731 | 28 060 | 79 147 |
| IRISH REP | 4 247 | 32 313 | 1 862 | 6 522 | 1 027 | 3 511 |
| DENMARK | 107 290 | 361 213 | 16 905 | 50 678 | 9 304 | 27 327 |
| ICELAND | 1 046 | 3 572 | 261 | 852 | 146 | 460 |
| NORWAY | 38 487 | 121 406 | 8 930 | 27 272 | 4 928 | 14 734 |
| SWEDEN | 119 898 | 399 796 | 27 195 | 76 805 | 14 995 | 41 469 |
| FINLAND | 40 001 | 120 826 | 9 477 | 29 413 | 5 222 | 15 850 |
| SWITZERLAND | 276 049 | 908 091 | 39 254 | 114 110 | 21 608 | 61 531 |
| AUSTRIA | 233 640 | 741 249 | 42 146 | 122 454 | 23 210 | 66 020 |
| PORTUGAL | 18 059 | 54 248 | 5 998 | 17 760 | 3 300 | 9 566 |
| SPAIN | 49 599 | 156 566 | 16 317 | 53 995 | 8 984 | 29 096 |
| MALTA | 415 | 1 106 | 329 | 1 186 | 181 | 640 |
| YUGOSLAVIA | 73 858 | 234 676 | 24 601 | 76 702 | 13 551 | 41 324 |
| GREECE | 28 218 | 92 400 | 7 188 | 22 827 | 3 958 | 12 299 |
| TURKEY | 14 105 | 54 250 | 2 701 | 11 055 | 1 494 | 5 942 |
| USSR | 39 034 | 118 153 | 16 508 | 43 846 | 9 082 | 23 613 |
| POLAND | 49 233 | 132 019 | 13 910 | 37 418 | 7 653 | 20 160 |
| CZECHOSLOVA | 20 192 | 64 233 | 8 586 | 24 929 | 4 734 | 13 442 |
| HUNGARY | 41 181 | 132 740 | 9 070 | 32 254 | 4 985 | 17 358 |
| RUMANIA | 27 730 | 91 282 | 7 378 | 28 259 | 4 055 | 15 213 |
| BULGARIA | 23 882 | 53 168 | 7 434 | 15 093 | 4 084 | 8 161 |
| ALBANIA | 2 940 | 5 739 | 311 | 1 049 | 172 | 564 |
| CANARY IS | 364 | 950 | 64 | 394 | 37 | 214 |
| MOROCCO | 7 783 | 30 720 | 1 547 | 5 388 | 850 | 2 900 |
| ALGERIA | 11 793 | 34 778 | 2 654 | 7 592 | 1 458 | 4 097 |
| TUNISIA | 2 627 | 6 464 | 797 | 2 077 | 441 | 1 119 |
| LIBYA | 3 471 | 9 852 | 1 105 | 3 305 | 613 | 1 791 |
| EGYPT | 17 798 | 35 309 | 3 347 | 9 488 | 1 841 | 5 109 |
| SUDAN | 5 440 | 7 166 | 468 | 1 096 | 258 | 589 |
| MAURITANIA | 396 | 595 | 65 | 102 | 35 | 55 |
| MALI | 84 | 454 | 94 | 292 | 51 | 155 |
| UPPER VOLTA | 120 | 415 | 38 | 190 | 21 | 102 |
| NIGER | 112 | 219 | 120 | 234 | 66 | 128 |
| CHAD | 195 | 416 | 68 | 149 | 37 | 80 |
| SENEGAL | 431 | 1 698 | 210 | 906 | 117 | 491 |
| LIBERIA | 1 370 | 2 445 | 106 | 317 | 58 | 169 |
| IVORY COAST | 2 573 | 8 824 | 834 | 2 376 | 457 | 1 278 |
| GHANA | 530 | 1 537 | 182 | 549 | 101 | 298 |
| TOGO | 123 | 426 | 32 | 234 | 17 | 122 |
| BENIN | 50 | 626 | 18 | 78 | 9 | 42 |
| NIGERIA | 11 005 | 27 270 | 3 698 | 8 917 | 2 033 | 4 806 |
| CAMEROUN | 885 | 2 657 | 298 | 889 | 164 | 477 |
| GABON | 67 | 94 | 52 | 67 | 29 | 38 |
| CONGO | 307 | 771 | 285 | 718 | 157 | 387 |
| ZAIRE | 3 144 | 5 619 | 794 | 1 470 | 435 | 793 |
| ANGOLA | 776 | 1 965 | 232 | 955 | 125 | 511 |
| ETHIOPIA | 768 | 2 187 | 306 | 747 | 167 | 402 |
| SOMALIA | 255 | 285 | 116 | 125 | 63 | 68 |
| KENYA | 3 078 | 8 053 | 952 | 3 538 | 526 | 1 904 |
| TANZANIA | 2 108 | 4 859 | 1 168 | 2 198 | 615 | 1 197 |
| MOZAMBIQUE | 407 | 895 | 129 | 318 | 70 | 169 |
| MADAGASCAR | 2 016 | 5 438 | 825 | 1 693 | 453 | 914 |
| REUNION | 64 | 148 | 20 | 59 | 11 | 30 |
| MAURITIUS | 73 | 546 | 56 | 139 | 31 | 74 |
| ZAMBIA | 917 | 2 082 | 286 | 726 | 157 | 390 |
| MALAWI | 538 | 843 | 158 | 268 | 85 | 142 |
| REP S AFRICA | 47 341 | 124 593 | 12 692 | 34 626 | 6 982 | 18 662 |
| USA | 61 970 | 162 798 | 51 840 | 138 507 | 28 494 | 74 746 |
| CANADA | 8 628 | 32 425 | 3 545 | 10 857 | 1 952 | 5 840 |
| MEXICO | 7 054 | 16 812 | 3 604 | 8 328 | 1 993 | 4 506 |
| GUATEMALA | 2 350 | 4 490 | 657 | 1 565 | 361 | 844 |
| REP HONDURAS | 288 | 637 | 184 | 329 | 100 | 174 |
| EL SALVADOR | 235 | 1 529 | 135 | 621 | 70 | 335 |
| NICARAGUA | 141 | 341 | 21 | 174 | 12 | 96 |
| COSTA RICA | 1 131 | 3 795 | 504 | 1 579 | 274 | 845 |
| PANAM EX CZ | 110 | 655 | 94 | 380 | 53 | 200 |
| CUBA | 963 | 5 857 | 368 | 1 680 | 205 | 903 |
| DOMINIC REP | 355 | 1 207 | 119 | 480 | 65 | 258 |
| JAMAICA | 360 | 754 | 161 | 382 | 85 | 202 |
| TRINIDAD TOB | 384 | 1 963 | 105 | 435 | 59 | 235 |
| NETH ANTILL | 20 | 508 | 53 | 190 | 29 | 103 |
| COLOMBIA | 4 786 | 13 573 | 1 733 | 5 270 | 954 | 2 841 |

6 IMPORTS AND EXPORTS (SPECIAL TRADE) BY GROUPS OF THE SITC AND BY COUNTRIES OF PRODUCTION AND CONSUMPTION 1979

| GROUP COUNTRY | DT = 100 KG | | 1 000 DM | | 1 000 \$ | |
|------------------|-------------|----------|-----------|----------|-----------|----------|
| | JULY/SEPT | JAN/SEPT | JULY/SEPT | JAN/SEPT | JULY/SEPT | JAN/SEPT |
| VENEZUELA | 12 088 | 39 610 | 4 969 | 12 844 | 2 744 | 6 938 |
| SURINAM | 83 | 116 | 39 | 70 | 23 | 39 |
| ECUADOR | 1 300 | 3 247 | 770 | 1 981 | 425 | 1 071 |
| PERU | 4 203 | 8 559 | 2 130 | 3 825 | 1 175 | 2 083 |
| BRAZIL | 33 683 | 84 107 | 10 433 | 25 064 | 5 740 | 13 547 |
| CHILE | 3 665 | 9 089 | 1 463 | 3 676 | 805 | 1 987 |
| BOLIVIA | 2 186 | 3 566 | 546 | 1 156 | 302 | 626 |
| PARAGUAY | 522 | 1 805 | 181 | 572 | 100 | 305 |
| URUGUAY | 1 820 | 6 097 | 631 | 1 820 | 350 | 984 |
| ARGENTINA | 17 693 | 64 104 | 5 594 | 17 178 | 3 081 | 9 234 |
| CYPRUS | 1 757 | 3 468 | 511 | 1 298 | 280 | 699 |
| LEBANON | 3 101 | 7 372 | 753 | 1 990 | 406 | 1 067 |
| SYRIA | 2 599 | 7 355 | 1 139 | 3 201 | 630 | 1 739 |
| IRAQ | 6 076 | 13 473 | 2 191 | 4 342 | 1 206 | 2 350 |
| IRAN | 32 388 | 56 183 | 8 962 | 14 564 | 4 940 | 7 919 |
| ISRAEL | 11 982 | 38 508 | 3 446 | 11 151 | 1 894 | 6 015 |
| JORDAN | 856 | 3 735 | 341 | 1 726 | 189 | 930 |
| SAUDI ARABIA | 21 001 | 63 180 | 3 548 | 10 434 | 1 957 | 5 628 |
| KUWAIT | 948 | 2 799 | 303 | 1 054 | 167 | 572 |
| BAHRAIN | 509 | 867 | 102 | 190 | 56 | 104 |
| QATAR | 4 | 1 260 | 20 | 357 | 10 | 189 |
| ARAB EMIRAT | 1 839 | 7 014 | 577 | 1 656 | 318 | 895 |
| OMAN | 79 | 816 | 36 | 245 | 21 | 133 |
| NORTH YEMEN | 33 | 998 | 63 | 402 | 33 | 212 |
| AFGHANISTAN | 768 | 6 211 | 172 | 1 085 | 93 | 582 |
| PAKISTAN | 2 433 | 20 030 | 1 045 | 3 586 | 576 | 1 924 |
| INDIA | 9 275 | 34 100 | 3 821 | 10 691 | 2 093 | 5 752 |
| BANGLADESH | 732 | 2 498 | 140 | 427 | 75 | 224 |
| SRI LANKA | 518 | 1 804 | 178 | 480 | 98 | 255 |
| BURMA | 325 | 1 240 | 58 | 241 | 32 | 129 |
| THAILAND | 7 524 | 20 812 | 2 220 | 6 163 | 1 213 | 3 313 |
| INDONESIA | 5 380 | 17 012 | 1 912 | 5 953 | 1 050 | 3 210 |
| MALAYSIA | 10 861 | 28 127 | 2 061 | 4 796 | 1 133 | 2 595 |
| SINGAPORE | 16 918 | 34 856 | 3 022 | 7 459 | 1 669 | 4 030 |
| PHILIPPINES | 6 372 | 18 961 | 1 762 | 5 717 | 969 | 3 080 |
| P. REP. CHINA | 13 585 | 37 427 | 2 206 | 7 649 | 1 208 | 4 107 |
| NORTH KOREA | 220 | 1 223 | 111 | 329 | 60 | 176 |
| SOUTH KOREA | 7 787 | 22 539 | 3 485 | 11 808 | 1 916 | 6 357 |
| JAPAN | 41 130 | 104 521 | 21 858 | 55 207 | 12 013 | 29 790 |
| TAIWAN | 10 224 | 29 736 | 3 887 | 10 982 | 2 137 | 5 915 |
| HONG KONG | 9 780 | 41 476 | 4 069 | 10 894 | 2 237 | 5 873 |
| AUSTRALIA | 21 260 | 49 451 | 7 423 | 17 423 | 4 088 | 9 420 |
| NEW ZEALAND | 9 900 | 22 700 | 2 741 | 5 921 | 1 509 | 3 197 |

611 LEATHER

| | | | | | | |
|----------------|--------|---------|---------|---------|---------|---------|
| IMPORTS | 78 108 | 250 670 | 255 019 | 801 719 | 140 352 | 431 719 |
| FRANCE | 6 057 | 20 896 | 24 392 | 89 857 | 13 419 | 48 318 |
| BELGIUM LUX | 3 236 | 10 853 | 11 525 | 33 415 | 6 345 | 18 017 |
| NETHERLANDS | 6 592 | 22 327 | 11 294 | 39 014 | 6 220 | 21 003 |
| ITALY | 16 493 | 60 872 | 80 310 | 277 433 | 44 193 | 149 294 |
| UNTD KINGDOM | 2 098 | 7 840 | 8 764 | 24 507 | 4 821 | 13 209 |
| IRISH REP | 467 | 706 | 378 | 765 | 209 | 416 |
| DENMARK | 633 | 1 893 | 2 512 | 7 664 | 1 384 | 4 134 |
| NORWAY | 449 | 998 | 1 118 | 2 609 | 617 | 1 406 |
| SWEDEN | 1 418 | 6 222 | 6 133 | 21 506 | 3 381 | 11 551 |
| FINLAND | 1 114 | 3 227 | 871 | 3 281 | 481 | 1 757 |
| SWITZERLAND | 846 | 2 850 | 3 031 | 9 547 | 1 671 | 5 144 |
| AUSTRIA | 5 028 | 12 428 | 8 384 | 23 682 | 4 614 | 12 758 |
| PORTUGAL | 354 | 921 | 620 | 1 832 | 340 | 983 |
| SPAIN | 558 | 1 946 | 6 706 | 22 472 | 3 684 | 12 097 |
| YUGOSLAVIA | 1 672 | 5 292 | 6 542 | 18 718 | 3 600 | 10 084 |
| GREECE | 2 | 103 | 12 | 229 | 6 | 121 |
| USSR | 984 | 3 214 | 218 | 525 | 119 | 284 |
| POLAND | 1 | 37 | 19 | 292 | 11 | 158 |
| HUNGARY | 526 | 1 460 | 1 491 | 3 533 | 822 | 1 910 |
| BULGARIA | | 1 200 | | 987 | | 523 |
| MOROCCO | 54 | 180 | 352 | 1 088 | 195 | 588 |
| EGYPT | 1 347 | 2 547 | 2 978 | 5 123 | 1 639 | 2 777 |
| ETHIOPIA | 22 | 110 | 82 | 209 | 44 | 111 |
| KENYA | 112 | 153 | 128 | 180 | 70 | 98 |
| REP. S. AFRICA | 30 | 73 | 267 | 980 | 146 | 526 |
| USA | 1 851 | 3 787 | 4 238 | 8 713 | 2 336 | 4 724 |
| CANADA | 174 | 1 490 | 129 | 679 | 73 | 366 |
| MEXICO | 21 | 26 | 68 | 79 | 38 | 44 |
| NICARAGUA | | 16 | | 351 | | 187 |
| COSTA RICA | 433 | 1 476 | 564 | 1 565 | 310 | 840 |
| PANAM EX CZ | 2 | 21 | 24 | 405 | 14 | 215 |
| COLOMBIA | 485 | 1 350 | 1 681 | 6 451 | 925 | 3 468 |
| PERU | 89 | 338 | 839 | 1 743 | 463 | 943 |
| BRAZIL | 6 263 | 18 280 | 12 140 | 32 839 | 6 680 | 17 693 |
| BOLIVIA | 47 | 125 | 646 | 1 456 | 358 | 790 |
| PARAGUAY | 36 | 63 | 482 | 1 046 | 267 | 568 |
| URUGUAY | 2 188 | 8 323 | 5 965 | 19 292 | 3 284 | 10 372 |
| ARGENTINA | 7 120 | 18 465 | 9 734 | 25 426 | 5 362 | 13 718 |
| IRAN | | 69 | | 213 | | 114 |
| ARAB EMIRAT | | 59 | | 1 963 | | 1 052 |
| AFGHANISTAN | | 22 | | 794 | | 426 |
| PAKISTAN | 496 | 1 667 | 1 134 | 3 997 | 625 | 2 144 |
| INDIA | 4 782 | 15 216 | 27 658 | 74 933 | 15 205 | 40 425 |
| BANGLADESH | 771 | 1 338 | 1 709 | 2 807 | 943 | 1 521 |

6 IMPORTS AND EXPORTS (SPECIAL TRADE) BY GROUPS OF THE SITC AND BY COUNTRIES OF PRODUCTION AND CONSUMPTION 1979

| GROUP COUNTRY | DT = 100 KG | | 1 000 DM | | 1 000 \$ | |
|------------------|-------------|----------|-----------|----------|-----------|----------|
| | JULY/SEPT | JAN/SEPT | JULY/SEPT | JAN/SEPT | JULY/SEPT | JAN/SEPT |
| NEPAL | 276 | 1 045 | 968 | 3 162 | 535 | 1 706 |
| THAILAND | 891 | 2 882 | 2 320 | 6 595 | 1 278 | 3 554 |
| INDONESIA | 37 | 164 | 185 | 574 | 101 | 310 |
| SINGAPORE | 5 | 7 | 94 | 125 | 52 | 69 |
| P REP CHINA | 2 | 21 | 4 | 115 | 2 | 61 |
| SOUTH KOREA | 4 | 34 | 27 | 137 | 15 | 74 |
| JAPAN | 1 750 | 4 178 | 5 486 | 14 301 | 3 017 | 7 710 |
| TAIWAN | 270 | 689 | 587 | 1 772 | 323 | 958 |
| HONG KONG | 10 | 13 | 109 | 166 | 60 | 91 |
| AUSTRALIA | 5 | 1 126 | 32 | 433 | 17 | 233 |
| EXPORTS | 64 544 | 208 008 | 110 911 | 350 632 | 61 076 | 188 871 |
| FRANCE | 6 659 | 27 460 | 15 421 | 51 657 | 8 502 | 27 823 |
| BELGIUM LUX | 796 | 2 905 | 3 212 | 11 742 | 1 769 | 6 319 |
| NETHERLANDS | 5 800 | 20 510 | 15 405 | 52 279 | 8 484 | 28 136 |
| ITALY | 10 054 | 33 890 | 9 024 | 29 153 | 4 972 | 15 706 |
| UNTD KINGDOM | 1 419 | 5 042 | 3 183 | 9 211 | 1 753 | 4 967 |
| IRISH REP | 236 | 690 | 100 | 361 | 54 | 192 |
| DENMARK | 1 050 | 3 296 | 4 525 | 11 301 | 2 488 | 6 127 |
| NORWAY | 840 | 1 901 | 3 919 | 7 418 | 2 161 | 4 025 |
| SWEDEN | 1 016 | 2 851 | 2 420 | 6 809 | 1 337 | 3 681 |
| FINLAND | 498 | 1 793 | 353 | 1 710 | 194 | 917 |
| SWITZERLAND | 3 620 | 9 567 | 6 685 | 21 203 | 3 681 | 11 425 |
| AUSTRIA | 5 244 | 17 362 | 16 143 | 46 430 | 8 893 | 25 032 |
| PORTUGAL | 423 | 1 371 | 2 009 | 6 197 | 1 107 | 3 340 |
| SPAIN | 736 | 4 548 | 467 | 2 262 | 256 | 1 214 |
| MALTA | 264 | 1 034 | 1 266 | 4 911 | 697 | 2 645 |
| YUGOSLAVIA | 1 077 | 4 746 | 5 423 | 22 544 | 2 985 | 12 095 |
| GREECE | 761 | 2 781 | 2 404 | 6 067 | 1 322 | 3 273 |
| POLAND | 238 | 412 | 1 634 | 2 959 | 899 | 1 601 |
| CZECHOSLOVA | 154 | 3 018 | 333 | 3 231 | 182 | 1 736 |
| HUNGARY | 307 | 1 038 | 1 184 | 4 127 | 651 | 2 220 |
| RUMANIA | 948 | 2 406 | 2 495 | 6 972 | 1 371 | 3 749 |
| MOROCCO | 208 | 231 | 163 | 318 | 90 | 173 |
| ALGERIA | 1 676 | 8 524 | 392 | 1 826 | 215 | 983 |
| TUNISIA | 374 | 1 820 | 1 078 | 4 136 | 592 | 2 225 |
| SUDAN | | 493 | | 180 | | 96 |
| NIGERIA | 98 | 197 | 35 | 86 | 19 | 46 |
| REP S AFRICA | 1 182 | 3 256 | 568 | 1 581 | 311 | 845 |
| USA | 4 146 | 12 870 | 3 896 | 15 058 | 2 146 | 8 092 |
| CANADA | 7 | 78 | 60 | 291 | 32 | 156 |
| MEXICO | 42 | 114 | 395 | 923 | 218 | 499 |
| REP HAITI | | 562 | | 165 | | 88 |
| COLOMBIA | 2 | 12 | 17 | 101 | 9 | 53 |
| GUYANA | 53 | 230 | 17 | 75 | 10 | 41 |
| BRAZIL | 67 | 185 | 520 | 1 333 | 285 | 722 |
| URUGUAY | | 19 | | 135 | | 72 |
| LEBANON | 524 | 901 | 97 | 248 | 53 | 133 |
| IRAQ | 56 | 204 | 22 | 64 | 12 | 34 |
| IRAN | 56 | 278 | 337 | 703 | 186 | 379 |
| ISRAEL | 77 | 438 | 254 | 566 | 141 | 308 |
| THAILAND | 287 | 913 | 194 | 375 | 108 | 205 |
| MALAYSIA | 45 | 407 | 14 | 204 | 7 | 108 |
| SINGAPORE | 180 | 443 | 49 | 163 | 27 | 89 |
| SOUTH KOREA | 204 | 688 | 81 | 664 | 44 | 354 |
| JAPAN | 8 775 | 17 194 | 2 757 | 6 989 | 1 513 | 3 765 |
| TAIWAN | 1 491 | 3 779 | 1 187 | 3 447 | 654 | 1 857 |
| HONG KONG | 1 593 | 2 344 | 611 | 1 135 | 335 | 614 |
| AUSTRALIA | 254 | 769 | 332 | 599 | 183 | 325 |
| NEW ZEALAND | 184 | 344 | 42 | 78 | 22 | 41 |

612 LEATHER ETC MANUFACTURES

| | | | | | | |
|--------------|--------|---------|--------|---------|--------|--------|
| IMPORTS | 36 273 | 113 592 | 61 827 | 180 811 | 34 039 | 97 497 |
| FRANCE | 913 | 3 644 | 2 601 | 8 399 | 1 433 | 4 528 |
| BELGIUM LUX | 1 565 | 3 548 | 2 065 | 4 833 | 1 139 | 2 618 |
| NETHERLANDS | 1 501 | 4 125 | 2 619 | 7 643 | 1 441 | 4 112 |
| ITALY | 14 375 | 48 747 | 16 863 | 57 652 | 9 282 | 31 049 |
| UNTD KINGDOM | 981 | 2 684 | 1 957 | 5 074 | 1 075 | 2 736 |
| IRISH REP | 23 | 78 | 135 | 491 | 75 | 263 |
| DENMARK | 193 | 601 | 945 | 2 601 | 521 | 1 404 |
| SWEDEN | 6 | 52 | 23 | 115 | 13 | 64 |
| SWITZERLAND | 264 | 1 084 | 784 | 3 410 | 434 | 1 828 |
| AUSTRIA | 7 129 | 22 751 | 6 905 | 21 605 | 3 809 | 11 646 |
| PORTUGAL | 225 | 807 | 1 762 | 4 428 | 968 | 2 393 |
| SPAIN | 598 | 2 339 | 1 485 | 5 420 | 817 | 2 923 |
| MALTA | 261 | 697 | 1 990 | 5 907 | 1 096 | 3 190 |
| YUGOSLAVIA | 2 230 | 6 231 | 9 020 | 20 042 | 4 968 | 10 845 |
| GREECE | 2 | 8 | 17 | 72 | 8 | 36 |
| HUNGARY | 307 | 1 063 | 189 | 800 | 102 | 431 |
| RUMANIA | 60 | 179 | 226 | 537 | 124 | 290 |
| MOROCCO | 115 | 426 | 795 | 2 057 | 436 | 1 105 |
| TUNISIA | 416 | 917 | 1 609 | 4 310 | 886 | 2 331 |
| EGYPT | 57 | 72 | 72 | 106 | 40 | 56 |
| USA | 363 | 655 | 707 | 1 773 | 385 | 951 |
| CANADA | 29 | 51 | 53 | 111 | 28 | 59 |
| MEXICO | 52 | 125 | 104 | 232 | 58 | 128 |
| COLOMBIA | 1 532 | 3 617 | 1 790 | 4 427 | 986 | 2 391 |
| BRAZIL | 319 | 1 811 | 801 | 3 623 | 441 | 1 943 |
| URUGUAY | 475 | 1 101 | 1 733 | 4 033 | 956 | 2 177 |

6 IMPORTS AND EXPORTS (SPECIAL TRADE) BY GROUPS OF THE SITC AND BY COUNTRIES OF PRODUCTION AND CONSUMPTION 1979

| GROUP COUNTRY | DT = 100 KG | | 1 000 DM | | 1 000 \$ | |
|------------------|-------------|----------|-----------|----------|-----------|----------|
| | JULY/SEPT | JAN/SEPT | JULY/SEPT | JAN/SEPT | JULY/SEPT | JAN/SEPT |
| ARGENTINA | 69 | 207 | 236 | 693 | 132 | 376 |
| ISRAEL | 174 | 448 | 324 | 771 | 178 | 417 |
| PAKISTAN | 44 | 105 | 56 | 146 | 30 | 78 |
| INDIA | 959 | 2 447 | 2 471 | 5 713 | 1 360 | 3 093 |
| THAILAND | 245 | 750 | 262 | 720 | 145 | 389 |
| SOUTH KOREA | 422 | 1 369 | 266 | 1 053 | 149 | 568 |
| JAPAN | 38 | 179 | 66 | 320 | 37 | 170 |
| TAIWAN | 148 | 267 | 561 | 842 | 309 | 456 |
| HONG KONG | 164 | 329 | 271 | 676 | 147 | 364 |
| EXPORTS | 25 885 | 83 143 | 44 008 | 133 989 | 24 229 | 72 201 |
| FRANCE | 3 349 | 11 576 | 5 903 | 19 571 | 3 254 | 10 545 |
| BELGIUM LUX | 901 | 3 495 | 2 012 | 7 136 | 1 107 | 3 838 |
| NETHERLANDS | 2 513 | 8 752 | 4 038 | 13 077 | 2 225 | 7 041 |
| ITALY | 630 | 2 287 | 1 280 | 5 364 | 706 | 2 880 |
| UNTD KINGDOM | 583 | 1 474 | 945 | 2 654 | 522 | 1 436 |
| IRISH REP | 113 | 344 | 112 | 392 | 62 | 212 |
| DENMARK | 559 | 1 470 | 986 | 2 688 | 541 | 1 446 |
| ICELAND | 24 | 53 | 43 | 98 | 25 | 54 |
| NORWAY | 325 | 1 179 | 699 | 2 286 | 386 | 1 230 |
| SWEDEN | 340 | 916 | 1 039 | 2 647 | 573 | 1 433 |
| FINLAND | 880 | 2 555 | 1 160 | 3 477 | 641 | 1 880 |
| SWITZERLAND | 1 556 | 5 213 | 3 927 | 11 780 | 2 158 | 6 343 |
| AUSTRIA | 5 772 | 18 433 | 7 883 | 24 863 | 4 340 | 13 395 |
| PORTUGAL | 286 | 885 | 318 | 1 061 | 176 | 570 |
| SPAIN | 476 | 931 | 1 068 | 2 265 | 588 | 1 223 |
| MALTA | 342 | 1 401 | 557 | 1 932 | 305 | 1 038 |
| YUGOSLAVIA | 1 972 | 4 364 | 2 600 | 5 868 | 1 435 | 3 178 |
| GREECE | 188 | 903 | 364 | 1 334 | 200 | 712 |
| TURKEY | | 17 | | 292 | | 156 |
| USSR | 268 | 1 962 | 261 | 1 729 | 144 | 925 |
| POLAND | 403 | 1 326 | 398 | 1 487 | 216 | 796 |
| CZECHOSLOVA | 3 | 23 | 8 | 61 | 4 | 32 |
| HUNGARY | 421 | 1 508 | 520 | 1 937 | 284 | 1 037 |
| RUMANIA | 283 | 1 656 | 324 | 1 784 | 180 | 960 |
| BULGARIA | 3 | 281 | 20 | 269 | 11 | 144 |
| MOROCCO | | 29 | 3 | 68 | 1 | 37 |
| ALGERIA | 744 | 1 733 | 659 | 1 470 | 364 | 797 |
| TUNISIA | 184 | 670 | 211 | 811 | 114 | 429 |
| LIBYA | 5 | 11 | 25 | 72 | 13 | 37 |
| NIGERIA | 493 | 1 056 | 427 | 874 | 235 | 476 |
| ETHIOPIA | 7 | 17 | 56 | 73 | 31 | 40 |
| TANZANIA | 5 | 41 | 2 | 92 | 1 | 49 |
| REP S AFRICA | 191 | 412 | 527 | 1 127 | 292 | 614 |
| USA | 372 | 999 | 1 141 | 3 114 | 632 | 1 689 |
| CANADA | 142 | 509 | 249 | 957 | 138 | 517 |
| GUATEMALA | 2 | 6 | 25 | 58 | 13 | 32 |
| VENEZUELA | 6 | 12 | 63 | 141 | 34 | 74 |
| BRAZIL | 5 | 42 | 25 | 146 | 13 | 77 |
| CHILE | 84 | 121 | 903 | 1 256 | 495 | 681 |
| URUGUAY | 165 | 497 | 129 | 400 | 71 | 216 |
| ARGENTINA | 264 | 285 | 338 | 385 | 186 | 213 |
| IRAQ | 6 | 7 | 116 | 129 | 64 | 71 |
| IRAN | 20 | 28 | 111 | 162 | 62 | 90 |
| ISRAEL | 69 | 189 | 141 | 321 | 78 | 176 |
| SAUDI ARABIA | 10 | 18 | 97 | 149 | 53 | 80 |
| PAKISTAN | 46 | 510 | 132 | 275 | 73 | 150 |
| SINGAPORE | 15 | 61 | 41 | 179 | 22 | 96 |
| PHILIPPINES | 14 | 107 | 34 | 169 | 19 | 92 |
| SOUTH KOREA | 77 | 150 | 209 | 444 | 115 | 241 |
| JAPAN | 265 | 663 | 619 | 1 621 | 340 | 872 |
| TAIWAN | 199 | 811 | 469 | 1 225 | 257 | 662 |
| HONG KONG | 10 | 41 | 85 | 263 | 46 | 142 |
| AUSTRALIA | 212 | 555 | 462 | 1 091 | 252 | 586 |

613 FUR SKINS TANNED,DRESSED

| GROUP COUNTRY | DT = 100 KG | | 1 000 DM | | 1 000 \$ | |
|------------------|-------------|----------|-----------|----------|-----------|----------|
| | JULY/SEPT | JAN/SEPT | JULY/SEPT | JAN/SEPT | JULY/SEPT | JAN/SEPT |
| IMPORTS | 10 545 | 29 756 | 118 623 | 336 503 | 65 323 | 181 357 |
| FRANCE | 581 | 1 576 | 6 016 | 15 488 | 3 306 | 8 347 |
| BELGIUM LUX | 948 | 2 943 | 8 782 | 29 635 | 4 835 | 15 930 |
| NETHERLANDS | 242 | 670 | 1 101 | 3 900 | 607 | 2 093 |
| ITALY | 715 | 2 640 | 9 744 | 31 089 | 5 350 | 16 717 |
| UNTD KINGDOM | 823 | 2 253 | 13 009 | 35 528 | 7 170 | 19 166 |
| IRISH REP | | 14 | | 481 | | 258 |
| DENMARK | 125 | 366 | 2 828 | 6 022 | 1 555 | 3 246 |
| ICELAND | 54 | 173 | 134 | 438 | 74 | 236 |
| NORWAY | 169 | 752 | 2 124 | 6 341 | 1 169 | 3 417 |
| SWEDEN | 82 | 317 | 532 | 2 114 | 294 | 1 136 |
| FINLAND | 31 | 191 | 363 | 1 408 | 203 | 758 |
| SWITZERLAND | 45 | 136 | 1 145 | 5 903 | 634 | 3 154 |
| AUSTRIA | 333 | 993 | 1 282 | 3 095 | 708 | 1 672 |
| PORTUGAL | | 8 | | 76 | | 41 |
| SPAIN | 2 267 | 5 816 | 23 755 | 56 565 | 13 071 | 30 524 |
| MALTA | 153 | 276 | 423 | 649 | 233 | 355 |
| YUGOSLAVIA | 98 | 507 | 422 | 1 711 | 233 | 921 |
| GREECE | 502 | 1 517 | 18 011 | 55 803 | 9 943 | 30 069 |
| USSR | 160 | 371 | 2 815 | 6 847 | 1 548 | 3 707 |
| POLAND | 15 | 38 | 480 | 1 199 | 264 | 646 |
| CZECHOSLOVA | 151 | 370 | 1 944 | 6 913 | 1 071 | 3 721 |
| HUNGARY | 65 | 148 | 461 | 866 | 252 | 469 |

6 IMPORTS AND EXPORTS (SPECIAL TRADE) BY GROUPS OF THE SITC AND BY COUNTRIES OF PRODUCTION AND CONSUMPTION 1979

| GROUP COUNTRY | DT = 100 KG | | 1 000 DM | | 1 000 \$ | |
|------------------|-------------|----------|-----------|----------|-----------|----------|
| | JULY/SEPT | JAN/SEPT | JULY/SEPT | JAN/SEPT | JULY/SEPT | JAN/SEPT |
| RUMANIA | 155 | 372 | 583 | 1 488 | 321 | 801 |
| ETHIOPIA | | 6 | | 96 | | 52 |
| REP S AFRICA | 42 | 96 | 546 | 1 240 | 297 | 669 |
| USA | 195 | 534 | 2 189 | 10 180 | 1 210 | 5 466 |
| CANADA | 4 | 11 | 80 | 265 | 43 | 141 |
| PERU | 55 | 200 | 247 | 848 | 135 | 457 |
| BRAZIL | 564 | 1 409 | 1 360 | 3 307 | 745 | 1 785 |
| PARAGUAY | | 2 | 13 | 57 | 7 | 31 |
| URUGUAY | 607 | 1 140 | 1 481 | 3 699 | 817 | 2 006 |
| ARGENTINA | 457 | 1 257 | 9 703 | 23 585 | 5 349 | 12 761 |
| LEBANON | 48 | 111 | 154 | 305 | 85 | 165 |
| ISRAEL | 12 | 55 | 670 | 2 476 | 369 | 1 334 |
| PAKISTAN | 2 | 7 | 87 | 133 | 48 | 72 |
| INDIA | 3 | 26 | 58 | 341 | 32 | 184 |
| P. REP. CHINA | 460 | 1 434 | 5 245 | 14 223 | 2 888 | 7 670 |
| SOUTH KOREA | | 10 | | 115 | | 61 |
| JAPAN | 31 | 67 | 170 | 466 | 93 | 251 |
| HONG KONG | 32 | 99 | 170 | 339 | 93 | 183 |
| AUSTRALIA | 274 | 749 | 395 | 955 | 218 | 516 |
| NEW ZEALAND | 13 | 27 | 32 | 131 | 18 | 71 |

| | | | | | | |
|---------|-------|--------|---------|---------|--------|---------|
| EXPORTS | 8 402 | 26 054 | 180 627 | 519 981 | 99 442 | 280 109 |
|---------|-------|--------|---------|---------|--------|---------|

| | | | | | | |
|---------------|-------|--------|---------|---------|--------|---------|
| FRANCE | 154 | 971 | 2 341 | 13 018 | 1 290 | 6 960 |
| BELGIUM LUX | 1 542 | 4 941 | 1 884 | 6 220 | 1 041 | 3 347 |
| NETHERLANDS | 109 | 500 | 3 784 | 13 961 | 2 085 | 7 511 |
| ITALY | 363 | 1 101 | 6 270 | 22 271 | 3 453 | 11 971 |
| UNTD KINGDOM | 124 | 381 | 6 855 | 15 509 | 3 773 | 8 398 |
| DENMARK | 89 | 382 | 1 749 | 5 117 | 961 | 2 753 |
| NORWAY | 15 | 47 | 512 | 2 130 | 281 | 1 140 |
| SWEDEN | 13 | 123 | 112 | 1 288 | 63 | 694 |
| FINLAND | 10 | 35 | 163 | 825 | 92 | 448 |
| SWITZERLAND | 242 | 602 | 6 475 | 16 713 | 3 569 | 9 003 |
| AUSTRIA | 213 | 602 | 4 291 | 14 348 | 2 365 | 7 701 |
| PORTUGAL | 9 | 37 | 56 | 227 | 30 | 120 |
| SPAIN | 63 | 324 | 1 501 | 6 737 | 827 | 3 611 |
| MALTA | 73 | 196 | 1 726 | 4 970 | 951 | 2 679 |
| YUGOSLAVIA | 155 | 290 | 1 832 | 3 468 | 1 009 | 1 882 |
| GREECE | 4 026 | 12 579 | 119 432 | 336 607 | 65 733 | 181 381 |
| TURKEY | 1 | 5 | 77 | 202 | 43 | 111 |
| POLAND | 37 | 190 | 316 | 1 453 | 174 | 778 |
| CZECHOSLOVA | 50 | 150 | 1 737 | 5 424 | 954 | 2 925 |
| HUNGARY | 13 | 44 | 174 | 545 | 97 | 292 |
| BULGARIA | 104 | 1 226 | 1 166 | 2 616 | 644 | 1 418 |
| TUNISIA | 28 | 65 | 1 436 | 3 382 | 791 | 1 826 |
| REP S AFRICA | 3 | 32 | 155 | 1 014 | 87 | 544 |
| USA | 114 | 270 | 2 984 | 8 242 | 1 648 | 4 442 |
| CANADA | 72 | 111 | 405 | 1 109 | 223 | 597 |
| BRAZIL | 12 | 17 | 37 | 144 | 21 | 79 |
| URUGUAY | 153 | 316 | 4 148 | 9 569 | 2 277 | 5 152 |
| ARGENTINA | 6 | 27 | 166 | 245 | 93 | 134 |
| ISRAEL | 70 | 127 | 1 534 | 3 488 | 846 | 1 884 |
| PAKISTAN | 9 | 9 | 133 | 133 | 73 | 73 |
| P. REP. CHINA | | 3 | | 76 | | 41 |
| SOUTH KOREA | 480 | 1 004 | 4 173 | 7 601 | 2 302 | 4 120 |
| JAPAN | 10 | 68 | 770 | 3 820 | 425 | 2 052 |
| HONG KONG | 36 | 141 | 2 181 | 7 110 | 1 195 | 3 827 |
| AUSTRALIA | | 7 | 1 | 184 | | 98 |

621 MATERIALS OF RUBBER

| | | | | | | |
|---------|---------|---------|--------|---------|--------|---------|
| IMPORTS | 189 907 | 580 233 | 82 830 | 248 878 | 45 624 | 134 133 |
|---------|---------|---------|--------|---------|--------|---------|

| | | | | | | |
|--------------|--------|---------|--------|--------|-------|--------|
| FRANCE | 43 601 | 131 512 | 17 625 | 55 505 | 9 712 | 29 909 |
| BELGIUM LUX | 28 446 | 99 919 | 11 273 | 37 304 | 6 217 | 20 107 |
| NETHERLANDS | 16 575 | 47 765 | 6 188 | 16 285 | 3 405 | 8 787 |
| ITALY | 24 935 | 74 046 | 13 292 | 38 539 | 7 321 | 20 771 |
| UNTD KINGDOM | 13 865 | 39 214 | 8 816 | 26 355 | 4 852 | 14 197 |
| IRISH REP | 660 | 2 425 | 500 | 1 858 | 275 | 998 |
| DENMARK | 1 449 | 3 274 | 868 | 2 359 | 478 | 1 281 |
| NORWAY | 41 | 105 | 37 | 103 | 20 | 56 |
| SWEDEN | 3 565 | 11 051 | 2 111 | 5 862 | 1 163 | 3 157 |
| FINLAND | 82 | 494 | 47 | 223 | 26 | 118 |
| SWITZERLAND | 4 611 | 11 786 | 2 560 | 6 930 | 1 410 | 3 735 |
| AUSTRIA | 35 108 | 102 958 | 9 694 | 27 685 | 5 341 | 14 938 |
| SPAIN | 494 | 4 986 | 452 | 2 210 | 248 | 1 187 |
| YUGOSLAVIA | 2 728 | 9 121 | 668 | 2 205 | 368 | 1 186 |
| POLAND | 1 897 | 9 455 | 366 | 1 791 | 200 | 956 |
| CZECHOSLOVA | 1 455 | 3 202 | 173 | 423 | 96 | 229 |
| HUNGARY | 448 | 1 624 | 122 | 418 | 68 | 227 |
| RUMANIA | 994 | 4 022 | 177 | 684 | 100 | 370 |
| USA | 7 140 | 18 358 | 5 288 | 14 052 | 2 909 | 7 574 |
| ISRAEL | 449 | 1 185 | 217 | 656 | 119 | 351 |
| THAILAND | 134 | 325 | 34 | 79 | 19 | 43 |
| MALAYSIA | 18 | 531 | 5 | 402 | 2 | 214 |
| JAPAN | 792 | 2 300 | 2 202 | 6 718 | 1 213 | 3 620 |
| HONG KONG | 16 | 54 | 18 | 63 | 10 | 33 |

6 IMPORTS AND EXPORTS (SPECIAL TRADE) BY GROUPS OF THE SITC AND BY COUNTRIES OF PRODUCTION AND CONSUMPTION 1979

| GROUP COUNTRY | DT = 100 KG | | 1 000 DM | | 1 000 \$ | |
|------------------|-------------|----------|-----------|----------|-----------|----------|
| | JULY/SEPT | JAN/SEPT | JULY/SEPT | JAN/SEPT | JULY/SEPT | JAN/SEPT |
| EXPORTS | 311 393 | 931 458 | 140 255 | 414 006 | 77 256 | 223 240 |
| FRANCE | 53 646 | 158 612 | 21 110 | 63 860 | 11 626 | 34 430 |
| BELGIUM LUX | 53 472 | 196 219 | 17 030 | 58 505 | 9 385 | 31 516 |
| NETHERLANDS | 42 700 | 127 527 | 15 854 | 46 418 | 8 739 | 25 027 |
| ITALY | 19 519 | 49 756 | 9 489 | 27 098 | 5 226 | 14 595 |
| UNTD KINGDOM | 10 519 | 28 933 | 7 316 | 20 532 | 4 140 | 11 083 |
| IRISH REP | 2 418 | 6 921 | 781 | 2 284 | 431 | 1 230 |
| DENMARK | 6 579 | 18 228 | 3 556 | 9 863 | 1 961 | 5 330 |
| ICELAND | 330 | 887 | 205 | 511 | 114 | 275 |
| NORWAY | 2 046 | 6 282 | 1 255 | 3 657 | 693 | 1 975 |
| SWEDEN | 4 478 | 16 064 | 4 441 | 14 110 | 2 452 | 7 610 |
| FINLAND | 2 377 | 6 449 | 1 470 | 4 163 | 809 | 2 240 |
| SWITZERLAND | 16 142 | 43 371 | 7 343 | 20 902 | 4 047 | 11 281 |
| AUSTRIA | 30 112 | 78 444 | 11 544 | 29 802 | 6 355 | 16 104 |
| PORTUGAL | 1 314 | 3 989 | 598 | 2 127 | 327 | 1 143 |
| SPAIN | 3 167 | 7 995 | 2 055 | 6 370 | 1 131 | 3 428 |
| MALTA | 26 | 120 | 20 | 87 | 11 | 48 |
| YUGOSLAVIA | 5 214 | 17 689 | 3 787 | 13 174 | 2 083 | 7 092 |
| GREECE | 1 804 | 5 405 | 1 329 | 3 799 | 730 | 2 047 |
| TURKEY | 241 | 1 344 | 306 | 1 335 | 168 | 722 |
| USSR | 1 854 | 5 646 | 1 575 | 4 615 | 868 | 2 481 |
| POLAND | 1 888 | 4 594 | 850 | 2 581 | 469 | 1 393 |
| CZECHOSLOVA | 527 | 2 116 | 434 | 1 530 | 239 | 822 |
| HUNGARY | 1 832 | 2 991 | 783 | 1 919 | 432 | 1 037 |
| RUMANIA | 715 | 1 951 | 941 | 2 637 | 519 | 1 419 |
| BULGARIA | 89 | 428 | 113 | 537 | 63 | 290 |
| ALBANIA | | 10 | | 63 | | 34 |
| CANARY IS | 8 | 136 | 20 | 109 | 11 | 55 |
| MOROCCO | 627 | 1 461 | 471 | 1 029 | 261 | 560 |
| ALGERIA | 429 | 1 921 | 428 | 1 237 | 233 | 662 |
| TUNISIA | 245 | 400 | 84 | 238 | 46 | 127 |
| LIBYA | 9 | 245 | 32 | 182 | 19 | 98 |
| EGYPT | 295 | 1 382 | 193 | 627 | 107 | 340 |
| SUDAN | 93 | 242 | 76 | 203 | 42 | 109 |
| LIBERIA | 63 | 385 | 54 | 461 | 31 | 245 |
| IVORY COAST | 65 | 104 | 29 | 71 | 16 | 37 |
| GHANA | 201 | 206 | 72 | 76 | 40 | 42 |
| NIGERIA | 218 | 779 | 158 | 572 | 88 | 313 |
| CAMEROUN | 23 | 136 | 64 | 157 | 35 | 84 |
| ZAIRE | 10 | 81 | 22 | 109 | 13 | 60 |
| BURUNDI | 44 | 52 | 53 | 64 | 29 | 34 |
| ANGOLA | 5 | 1 676 | 8 | 318 | 4 | 168 |
| ETHIOPIA | 2 000 | 4 939 | 498 | 1 382 | 274 | 746 |
| KENYA | 45 | 201 | 48 | 194 | 25 | 105 |
| TANZANIA | 116 | 309 | 32 | 118 | 18 | 65 |
| MADAGASCAR | 164 | 117 | 109 | 174 | 62 | 97 |
| MAURITIUS | 321 | 719 | 61 | 141 | 33 | 77 |
| ZAMBIA | 585 | 1 021 | 202 | 432 | 110 | 233 |
| REP S AFRICA | 1 436 | 5 300 | 1 015 | 3 164 | 558 | 1 709 |
| USA | 17 390 | 55 705 | 7 452 | 24 115 | 4 099 | 12 988 |
| CANADA | 1 707 | 7 135 | 635 | 2 565 | 348 | 1 373 |
| MEXICO | 250 | 591 | 667 | 1 220 | 367 | 660 |
| GUATEMALA | 147 | 335 | 287 | 461 | 157 | 247 |
| EL SALVADOR | 21 | 132 | 12 | 89 | 8 | 48 |
| COSTA RICA | 35 | 181 | 33 | 117 | 18 | 62 |
| PANAM EX CZ | 107 | 337 | 40 | 125 | 22 | 67 |
| COLOMBIA | 23 | 75 | 38 | 97 | 21 | 54 |
| VENEZUELA | 60 | 820 | 124 | 820 | 68 | 441 |
| ECUADOR | 553 | 728 | 1 156 | 1 275 | 644 | 708 |
| PERU | 37 | 272 | 72 | 251 | 39 | 135 |
| BRAZIL | 2 628 | 9 571 | 1 372 | 4 218 | 753 | 2 271 |
| CHILE | 461 | 670 | 293 | 575 | 161 | 310 |
| BOLIVIA | 207 | 351 | 146 | 203 | 80 | 110 |
| URUGUAY | 35 | 65 | 33 | 59 | 17 | 32 |
| ARGENTINA | 190 | 411 | 156 | 359 | 87 | 196 |
| CYPRUS | 444 | 913 | 167 | 330 | 93 | 181 |
| LEBANON | 1 059 | 1 872 | 300 | 630 | 164 | 339 |
| SYRIA | 653 | 1 928 | 100 | 586 | 56 | 314 |
| IRAQ | 891 | 3 177 | 522 | 2 328 | 285 | 1 246 |
| IRAN | 1 811 | 2 460 | 766 | 1 310 | 424 | 716 |
| ISRAEL | 2 010 | 4 757 | 1 108 | 2 239 | 611 | 1 215 |
| JORDAN | 225 | 472 | 89 | 180 | 49 | 100 |
| SAUDI ARABIA | 308 | 2 249 | 439 | 1 917 | 240 | 1 026 |
| KUWAIT | 188 | 414 | 243 | 500 | 133 | 268 |
| ARAB EMIRAT | 366 | 623 | 260 | 427 | 142 | 229 |
| PAKISTAN | 185 | 342 | 90 | 375 | 49 | 200 |
| INDIA | 298 | 437 | 302 | 542 | 166 | 295 |
| THAILAND | 411 | 1 958 | 303 | 1 082 | 168 | 587 |
| INDONESIA | 78 | 609 | 131 | 429 | 73 | 232 |
| MALAYSIA | 279 | 545 | 226 | 558 | 124 | 301 |
| SINGAPORE | 907 | 2 729 | 433 | 1 270 | 238 | 680 |
| PHILIPPINES | 78 | 119 | 108 | 220 | 59 | 118 |
| P REP CHINA | 664 | 1 107 | 377 | 664 | 207 | 361 |
| NORTH KOREA | | 2 | | 60 | | 33 |
| SOUTH KOREA | 934 | 1 001 | 771 | 1 017 | 424 | 558 |
| JAPAN | 1 560 | 3 801 | 793 | 2 063 | 434 | 1 114 |
| TAIWAN | 347 | 640 | 352 | 976 | 196 | 530 |
| HONG KONG | 2 716 | 4 687 | 929 | 1 773 | 511 | 962 |
| AUSTRALIA | 572 | 2 189 | 383 | 1 373 | 211 | 739 |
| NEW ZEALAND | 345 | 500 | 153 | 227 | 83 | 121 |

6 IMPORTS AND EXPORTS (SPECIAL TRADE) BY GROUPS OF THE SITC AND BY COUNTRIES OF PRODUCTION AND CONSUMPTION 1979

| GROUP COUNTRY | DT = 100 KG | | 1 000 DM | | 1 000 \$ | |
|------------------------|-------------|-----------|-----------|-----------|-----------|----------|
| | JULY/SEPT | JAN/SEPT | JULY/SEPT | JAN/SEPT | JULY/SEPT | JAN/SEPT |
| 625 RUBBER TYRES,TUBES | | | | | | |
| IMPORTS | 723 594 | 2 186 211 | 369 423 | 1 109 328 | 203 557 | 598 027 |
| FRANCE | 244 124 | 781 886 | 122 974 | 390 266 | 67 773 | 210 273 |
| BELGIUM LUX | 90 501 | 284 153 | 53 160 | 167 464 | 29 292 | 90 237 |
| NETHERLANDS | 47 783 | 166 143 | 24 705 | 86 639 | 13 596 | 46 615 |
| ITALY | 78 394 | 205 681 | 43 300 | 114 915 | 23 858 | 62 041 |
| UNTD KINGDOM | 55 851 | 169 636 | 30 481 | 92 340 | 16 817 | 49 756 |
| IRISH REP | 5 460 | 14 013 | 2 507 | 6 342 | 1 379 | 3 426 |
| DENMARK | 1 965 | 7 828 | 636 | 2 612 | 351 | 1 407 |
| NORWAY | 2 727 | 7 288 | 1 580 | 4 164 | 870 | 2 248 |
| SWEDEN | 16 699 | 41 116 | 9 489 | 22 279 | 5 232 | 12 045 |
| FINLAND | 52 | 139 | 32 | 102 | 18 | 56 |
| SWITZERLAND | 14 821 | 44 173 | 3 240 | 8 893 | 1 786 | 4 804 |
| AUSTRIA | 50 719 | 131 730 | 22 905 | 59 029 | 12 612 | 31 874 |
| PORTUGAL | 302 | 351 | 155 | 182 | 87 | 103 |
| SPAIN | 29 097 | 84 734 | 16 673 | 48 761 | 9 204 | 26 343 |
| YUGOSLAVIA | 7 288 | 31 358 | 3 136 | 13 706 | 1 726 | 7 362 |
| POLAND | 2 787 | 9 892 | 1 017 | 3 776 | 561 | 2 030 |
| CZECHOSLOVA | 803 | 1 510 | 183 | 399 | 101 | 217 |
| HUNGARY | 2 314 | 7 343 | 622 | 2 021 | 342 | 1 088 |
| RUMANIA | 4 374 | 16 535 | 1 192 | 4 417 | 652 | 2 360 |
| REP S AFRICA | 194 | 253 | 98 | 162 | 54 | 88 |
| USA | 6 966 | 21 535 | 3 879 | 11 064 | 2 140 | 5 968 |
| CANADA | 115 | 224 | 83 | 164 | 43 | 86 |
| ISRAEL | 984 | 4 087 | 487 | 1 784 | 273 | 963 |
| MALAYSIA | 594 | 1 135 | 306 | 618 | 166 | 334 |
| SINGAPORE | 36 | 126 | 109 | 366 | 60 | 197 |
| SOUTH KOREA | 11 745 | 41 311 | 4 621 | 15 931 | 2 539 | 8 584 |
| JAPAN | 40 938 | 94 822 | 19 458 | 44 187 | 10 704 | 23 886 |
| TAIWAN | 5 584 | 16 575 | 2 252 | 6 460 | 1 241 | 3 484 |
| AUSTRALIA | 115 | 368 | 67 | 204 | 37 | 109 |
| EXPORTS | 763 932 | 2 318 891 | 389 498 | 1 145 371 | 214 447 | 617 567 |
| FRANCE | 172 205 | 523 840 | 89 341 | 247 608 | 49 226 | 133 671 |
| BELGIUM LUX | 84 021 | 278 344 | 46 847 | 147 274 | 25 820 | 79 410 |
| NETHERLANDS | 67 438 | 189 685 | 32 383 | 88 555 | 17 815 | 47 802 |
| ITALY | 71 804 | 234 430 | 25 446 | 85 289 | 14 027 | 45 935 |
| UNTD KINGDOM | 55 802 | 147 933 | 30 779 | 82 705 | 16 928 | 44 555 |
| IRISH REP | 2 309 | 7 353 | 1 349 | 3 999 | 748 | 2 161 |
| DENMARK | 15 625 | 45 332 | 8 438 | 23 623 | 4 645 | 12 738 |
| ICELAND | 317 | 628 | 77 | 198 | 42 | 106 |
| NORWAY | 7 761 | 20 600 | 4 361 | 11 876 | 2 409 | 6 423 |
| SWEDEN | 30 343 | 111 399 | 15 741 | 57 121 | 8 664 | 30 714 |
| FINLAND | 5 015 | 12 903 | 2 297 | 5 574 | 1 258 | 3 005 |
| SWITZERLAND | 44 356 | 114 341 | 25 803 | 67 630 | 14 205 | 36 485 |
| AUSTRIA | 39 267 | 103 306 | 17 513 | 47 538 | 9 647 | 25 650 |
| PORTUGAL | 1 546 | 5 651 | 1 016 | 3 661 | 558 | 1 971 |
| SPAIN | 4 957 | 11 922 | 2 536 | 5 416 | 1 395 | 2 927 |
| MALTA | 184 | 241 | 47 | 64 | 26 | 35 |
| YUGOSLAVIA | 1 081 | 2 697 | 860 | 2 128 | 478 | 1 157 |
| GREECE | 2 101 | 9 595 | 1 172 | 4 802 | 643 | 2 587 |
| TURKEY | 650 | 1 413 | 400 | 951 | 217 | 510 |
| USSR | 321 | 502 | 264 | 398 | 144 | 216 |
| POLAND | 741 | 3 356 | 407 | 1 841 | 224 | 993 |
| CZECHOSLOVA | 110 | 484 | 80 | 329 | 43 | 175 |
| HUNGARY | 381 | 2 804 | 201 | 1 449 | 110 | 773 |
| RUMANIA | | 504 | | 177 | | 95 |
| BULGARIA | 440 | 1 838 | 230 | 1 021 | 127 | 548 |
| CANARY IS | 224 | 667 | 146 | 460 | 81 | 246 |
| MOROCCO | 113 | 475 | 68 | 324 | 39 | 171 |
| ALGERIA | 17 766 | 48 404 | 9 827 | 26 613 | 5 399 | 14 330 |
| TUNISIA | 2 306 | 4 707 | 1 207 | 2 265 | 660 | 1 228 |
| LIBYA | 2 979 | 24 949 | 1 837 | 14 648 | 1 015 | 7 902 |
| EGYPT | 551 | 899 | 401 | 678 | 220 | 367 |
| SUDAN | 584 | 1 150 | 509 | 908 | 279 | 494 |
| MAURITANIA | 1 | 411 | 1 | 308 | | 162 |
| UPPER VOLTA | 147 | 336 | 106 | 200 | 58 | 107 |
| NIGER | 44 | 118 | 29 | 77 | 15 | 42 |
| SENEGAL | 237 | 764 | 113 | 482 | 64 | 261 |
| LIBERIA | 73 | 126 | 58 | 94 | 32 | 51 |
| IVORY COAST | 914 | 3 137 | 602 | 2 590 | 331 | 1 385 |
| GHANA | 983 | 4 461 | 30 | 1 871 | 15 | 1 010 |
| TOGO | 77 | 256 | 71 | 223 | 39 | 120 |
| NIGERIA | 5 944 | 16 296 | 3 975 | 10 614 | 2 174 | 5 697 |
| CAMEROUN | 319 | 1 079 | 173 | 507 | 94 | 269 |
| CENT AFR EMP | 57 | 153 | 38 | 110 | 21 | 57 |
| GABON | 88 | 458 | 58 | 268 | 32 | 141 |
| ZAIRE | 179 | 504 | 122 | 346 | 67 | 186 |
| RWANDA | 5 | 163 | 4 | 67 | 2 | 36 |
| ANGOLA | 67 | 430 | 56 | 263 | 30 | 142 |
| ETHIOPIA | 69 | 188 | 97 | 230 | 52 | 125 |
| SOMALIA | 5 | 108 | 4 | 91 | 2 | 49 |
| KENYA | 102 | 221 | 45 | 123 | 25 | 67 |
| TANZANIA | 313 | 892 | 272 | 724 | 150 | 392 |
| MADAGASCAR | 103 | 434 | 66 | 277 | 35 | 145 |
| REUNION | 131 | 488 | 93 | 332 | 52 | 178 |
| REP S AFRICA | 390 | 1 231 | 227 | 668 | 122 | 356 |
| USA | 65 483 | 233 817 | 33 937 | 118 764 | 18 663 | 63 913 |
| CANADA | 3 194 | 7 888 | 1 637 | 3 950 | 901 | 2 137 |

6 IMPORTS AND EXPORTS (SPECIAL TRADE) BY GROUPS OF THE SITC AND BY COUNTRIES OF PRODUCTION AND CONSUMPTION 1979

| GROUP COUNTRY | DT = 100 KG | | 1 000 DM | | 1 000 \$ | |
|------------------|-------------|----------|-----------|----------|-----------|----------|
| | JULY/SEPT | JAN/SEPT | JULY/SEPT | JAN/SEPT | JULY/SEPT | JAN/SEPT |
| MEXICO | 932 | 1 093 | 529 | 651 | 294 | 360 |
| EL SALVADOR | 115 | 156 | 92 | 118 | 50 | 64 |
| COSTA RICA | 139 | 268 | 118 | 215 | 66 | 116 |
| PANAM EX CZ | 21 | 308 | 14 | 187 | 8 | 99 |
| CUBA | 212 | 1 270 | 109 | 649 | 60 | 350 |
| DOMINIC REP | 1 465 | 5 720 | 70 | 348 | 38 | 185 |
| GUADELOUPE | 116 | 596 | 88 | 578 | 48 | 309 |
| MARTINIQUE | 444 | 1 172 | 343 | 896 | 187 | 481 |
| COLOMBIA | 74 | 237 | 53 | 220 | 29 | 120 |
| VENEZUELA | 89 | 917 | 75 | 623 | 41 | 331 |
| ECUADOR | 1 | 98 | 1 | 66 | | 35 |
| BRAZIL | 75 | 130 | 57 | 83 | 33 | 48 |
| CHILE | 355 | 758 | 232 | 496 | 129 | 267 |
| URUGUAY | 100 | 237 | 71 | 167 | 39 | 89 |
| ARGENTINA | 966 | 2 119 | 603 | 1 354 | 331 | 733 |
| CYPRUS | 243 | 449 | 95 | 207 | 52 | 112 |
| LEBANON | 3 538 | 7 980 | 201 | 884 | 111 | 473 |
| SYRIA | 2 046 | 3 086 | 1 302 | 1 945 | 717 | 1 062 |
| IRAQ | 2 508 | 5 855 | 1 248 | 2 956 | 689 | 1 597 |
| IRAN | 1 783 | 2 518 | 1 029 | 1 457 | 569 | 796 |
| ISRAEL | 119 | 1 079 | 72 | 573 | 40 | 311 |
| JORDAN | 219 | 1 461 | 65 | 388 | 36 | 208 |
| SAUDI ARABIA | 2 788 | 7 260 | 2 182 | 5 309 | 1 206 | 2 874 |
| KUWAIT | 1 824 | 2 714 | 687 | 979 | 382 | 535 |
| BAHRAIN | 59 | 126 | 29 | 99 | 16 | 53 |
| ARAB EMIRAT | 277 | 714 | 219 | 530 | 119 | 285 |
| OMAN | 311 | 1 210 | 189 | 792 | 107 | 430 |
| SOUTH YEMEN | | 217 | | 201 | | 108 |
| PAKISTAN | 274 | 562 | 53 | 154 | 28 | 80 |
| THAILAND | 160 | 945 | 81 | 711 | 44 | 380 |
| INDONESIA | 145 | 446 | 69 | 227 | 38 | 122 |
| SINGAPORE | 480 | 749 | 314 | 480 | 173 | 262 |
| SOUTH KOREA | | 213 | | 126 | | 67 |
| JAPAN | 25 211 | 64 306 | 13 149 | 32 404 | 7 230 | 17 519 |
| TAIWAN | 333 | 1 580 | 211 | 930 | 114 | 497 |
| HONG KONG | 144 | 563 | 121 | 393 | 68 | 214 |
| AUSTRALIA | 3 150 | 10 800 | 1 720 | 4 978 | 949 | 2 685 |
| NEW ZEALAND | 85 | 269 | 57 | 199 | 33 | 109 |
| NEW CALEDON | 405 | 681 | 282 | 482 | 155 | 260 |
| FR POLYNESIA | 49 | 286 | 13 | 106 | 7 | 53 |

628 RUBBER ARTICLES NES

| IMPORTS | 87 144 | 262 874 | 102 374 | 304 054 | 56 371 | 163 896 |
|--------------|---------|---------|---------|---------|--------|---------|
| FRANCE | 13 051 | 43 616 | 15 306 | 50 215 | 8 427 | 27 032 |
| BELGIUM LUX | 3 689 | 13 055 | 4 858 | 17 506 | 2 676 | 9 427 |
| NETHERLANDS | 14 924 | 46 616 | 10 217 | 32 579 | 5 623 | 17 554 |
| ITALY | 10 017 | 30 363 | 14 642 | 43 966 | 8 070 | 23 694 |
| UNTD KINGDOM | 7 964 | 26 021 | 11 304 | 34 337 | 6 222 | 18 497 |
| IRISH REP | 1 433 | 4 191 | 1 813 | 5 340 | 997 | 2 879 |
| DENMARK | 2 265 | 6 184 | 2 698 | 6 742 | 1 484 | 3 642 |
| NORWAY | 675 | 1 244 | 433 | 809 | 239 | 439 |
| SWEDEN | 1 369 | 3 474 | 2 351 | 6 850 | 1 299 | 3 693 |
| FINLAND | 355 | 1 303 | 144 | 562 | 78 | 302 |
| SWITZERLAND | 1 522 | 4 600 | 4 594 | 13 111 | 2 329 | 7 075 |
| AUSTRIA | 4 429 | 10 525 | 4 632 | 12 266 | 2 554 | 6 623 |
| PORTUGAL | 202 | 599 | 156 | 475 | 87 | 259 |
| SPAIN | 2 170 | 5 816 | 2 495 | 6 953 | 1 374 | 3 752 |
| MALTA | 160 | 430 | 1 408 | 3 510 | 777 | 1 896 |
| YUGOSLAVIA | 4 331 | 15 117 | 1 742 | 6 045 | 957 | 3 258 |
| POLAND | 71 | 374 | 33 | 223 | 18 | 122 |
| CZECHOSLOVA | 1 315 | 3 268 | 723 | 1 730 | 397 | 934 |
| HUNGARY | 5 205 | 12 635 | 810 | 1 911 | 446 | 1 031 |
| RUMANIA | 111 | 1 318 | 44 | 316 | 24 | 170 |
| USA | 4 636 | 11 087 | 12 451 | 33 089 | 6 859 | 17 859 |
| CANADA | 36 | 1 586 | 72 | 540 | 42 | 293 |
| BRAZIL | 419 | 1 125 | 1 045 | 2 838 | 574 | 1 529 |
| ISRAEL | 545 | 1 357 | 483 | 1 276 | 265 | 688 |
| PAKISTAN | | 484 | | 213 | | 115 |
| INDIA | 294 | 894 | 136 | 497 | 75 | 269 |
| SRI LANKA | 135 | 345 | 27 | 70 | 15 | 37 |
| THAILAND | 1 042 | 2 882 | 271 | 750 | 148 | 404 |
| MALAYSIA | 1 490 | 4 071 | 484 | 1 302 | 265 | 700 |
| SINGAPORE | 67 | 151 | 64 | 147 | 34 | 78 |
| P REP CHINA | 289 | 290 | 118 | 119 | 65 | 66 |
| SOUTH KOREA | 523 | 1 321 | 658 | 1 630 | 363 | 881 |
| JAPAN | 1 561 | 4 269 | 5 564 | 14 619 | 3 060 | 7 879 |
| TAIWAN | 687 | 1 866 | 454 | 1 132 | 250 | 615 |
| HONG KONG | 138 | 302 | 95 | 270 | 51 | 144 |
| EXPORTS | 115 288 | 333 340 | 171 610 | 502 171 | 94 503 | 270 797 |
| FRANCE | 8 398 | 30 810 | 16 984 | 58 722 | 9 351 | 31 629 |
| BELGIUM LUX | 16 015 | 48 456 | 16 966 | 52 145 | 9 355 | 28 127 |
| NETHERLANDS | 11 073 | 35 652 | 13 861 | 43 287 | 7 629 | 23 327 |
| ITALY | 3 353 | 10 807 | 9 791 | 31 879 | 5 390 | 17 174 |
| UNTD KINGDOM | 6 175 | 20 599 | 10 616 | 33 227 | 5 841 | 17 896 |
| IRISH REP | 270 | 993 | 523 | 1 553 | 290 | 837 |
| DENMARK | 2 611 | 8 186 | 5 456 | 16 653 | 3 005 | 8 975 |
| ICELAND | 59 | 170 | 99 | 260 | 53 | 137 |
| NORWAY | 1 177 | 2 827 | 2 106 | 5 368 | 1 163 | 2 903 |

6 IMPORTS AND EXPORTS (SPECIAL TRADE) BY GROUPS OF THE SITC AND BY COUNTRIES OF PRODUCTION AND CONSUMPTION 1979

| GROUP COUNTRY | DT = 100 KG | | 1 000 DM | | 1 000 \$ | |
|------------------|-------------|----------|-----------|----------|-----------|----------|
| | JULY/SEPT | JAN/SEPT | JULY/SEPT | JAN/SEPT | JULY/SEPT | JAN/SEPT |
| SWEDEN | 3 742 | 11 826 | 7 155 | 20 966 | 3 945 | 11 313 |
| FINLAND | 883 | 2 445 | 1 951 | 5 651 | 1 076 | 3 048 |
| SWITZERLAND | 4 136 | 12 193 | 6 843 | 20 111 | 3 769 | 10 850 |
| AUSTRIA | 5 794 | 18 656 | 9 598 | 28 409 | 5 281 | 15 301 |
| PORTUGAL | 184 | 901 | 839 | 3 185 | 461 | 1 715 |
| SPAIN | 1 926 | 6 544 | 3 926 | 13 370 | 2 164 | 7 206 |
| MALTA | 18 | 52 | 76 | 180 | 42 | 98 |
| YUGOSLAVIA | 806 | 2 839 | 2 264 | 7 641 | 1 250 | 4 114 |
| GREECE | 900 | 2 826 | 1 770 | 4 900 | 978 | 2 640 |
| TURKEY | 175 | 333 | 230 | 824 | 126 | 444 |
| USSR | 805 | 6 902 | 826 | 7 501 | 457 | 4 012 |
| POLAND | 24 371 | 46 062 | 18 230 | 32 527 | 10 048 | 17 651 |
| CZECHOSLOVA | 166 | 1 724 | 669 | 2 024 | 368 | 1 087 |
| HUNGARY | 737 | 2 647 | 1 757 | 6 016 | 964 | 3 219 |
| RUMANIA | 218 | 1 011 | 934 | 2 901 | 512 | 1 558 |
| BULGARIA | 166 | 356 | 358 | 782 | 197 | 423 |
| CANARY IS | 35 | 51 | 140 | 253 | 77 | 138 |
| MOROCCO | 382 | 2 180 | 564 | 2 188 | 311 | 1 168 |
| ALGERIA | 516 | 2 474 | 653 | 2 599 | 360 | 1 401 |
| TUNISIA | 58 | 274 | 89 | 550 | 49 | 294 |
| LIBYA | 170 | 538 | 356 | 1 127 | 198 | 611 |
| EGYPT | 817 | 4 606 | 663 | 3 405 | 365 | 1 837 |
| SUDAN | 38 | 572 | 60 | 573 | 33 | 307 |
| NIGER | 12 | 24 | 27 | 58 | 15 | 31 |
| SIERRA LEONE | 10 | 38 | 17 | 71 | 9 | 37 |
| LIBERIA | 329 | 1 956 | 328 | 1 683 | 182 | 905 |
| IVORY COAST | 42 | 60 | 147 | 204 | 79 | 109 |
| GHANA | 30 | 102 | 56 | 645 | 30 | 349 |
| TOGO | 28 | 125 | 49 | 177 | 26 | 93 |
| NIGERIA | 318 | 789 | 550 | 1 379 | 306 | 752 |
| CAMEROON | 28 | 77 | 104 | 181 | 56 | 97 |
| CONGO | 11 | 31 | 29 | 77 | 16 | 40 |
| ZAIRE | 58 | 354 | 152 | 1 062 | 83 | 568 |
| ANGOLA | 33 | 213 | 114 | 504 | 64 | 272 |
| ETHIOPIA | 8 | 51 | 37 | 157 | 20 | 84 |
| KENYA | 60 | 346 | 118 | 401 | 63 | 216 |
| TANZANIA | 12 | 140 | 48 | 361 | 25 | 194 |
| MOZAMBIQUE | 31 | 113 | 52 | 192 | 29 | 103 |
| MADAGASCAR | 35 | 49 | 105 | 164 | 59 | 91 |
| MAURITIUS | 9 | 19 | 26 | 62 | 14 | 34 |
| ZAMBIA | 56 | 57 | 176 | 186 | 96 | 101 |
| REP S AFRICA | 1 263 | 3 709 | 2 827 | 7 933 | 1 558 | 4 285 |
| USA | 3 774 | 9 343 | 7 960 | 21 156 | 4 380 | 11 422 |
| CANADA | 350 | 1 274 | 731 | 2 137 | 403 | 1 151 |
| MEXICO | 55 | 190 | 452 | 1 266 | 248 | 684 |
| GUATEMALA | 99 | 185 | 209 | 394 | 116 | 215 |
| REP HONDURAS | 109 | 175 | 170 | 305 | 95 | 164 |
| EL SALVADOR | 14 | 256 | 41 | 327 | 22 | 174 |
| COSTA RICA | 60 | 109 | 169 | 301 | 95 | 165 |
| CUBA | 74 | 81 | 226 | 284 | 124 | 154 |
| DOMINIC REP | 19 | 104 | 36 | 168 | 19 | 90 |
| JAMAICA | 3 | 62 | 4 | 83 | 2 | 44 |
| TRINIDAD TOB | 21 | 55 | 47 | 111 | 25 | 58 |
| NETH ANTILL | 68 | 90 | 36 | 80 | 19 | 42 |
| COLOMBIA | 24 | 106 | 79 | 322 | 43 | 175 |
| VENEZUELA | 128 | 743 | 395 | 1 897 | 219 | 1 026 |
| SURINAM | 16 | 27 | 41 | 83 | 21 | 43 |
| ECUADOR | 76 | 159 | 125 | 307 | 69 | 164 |
| PERU | 78 | 228 | 329 | 866 | 181 | 465 |
| BRAZIL | 370 | 745 | 747 | 1 774 | 412 | 962 |
| CHILE | 263 | 458 | 365 | 906 | 199 | 487 |
| BOLIVIA | 59 | 134 | 98 | 262 | 54 | 143 |
| PARAGUAY | 54 | 159 | 99 | 283 | 56 | 155 |
| URUGUAY | 46 | 156 | 128 | 398 | 71 | 214 |
| ARGENTINA | 308 | 1 681 | 1 139 | 3 328 | 629 | 1 798 |
| CYPRUS | 33 | 124 | 67 | 188 | 37 | 101 |
| LEBANON | 125 | 421 | 188 | 777 | 103 | 416 |
| SYRIA | 103 | 879 | 260 | 1 461 | 142 | 787 |
| IRAQ | 339 | 609 | 840 | 1 520 | 461 | 822 |
| IRAN | 918 | 1 179 | 1 816 | 2 487 | 999 | 1 357 |
| ISRAEL | 618 | 1 205 | 627 | 2 111 | 457 | 1 143 |
| JORDAN | 3 544 | 4 068 | 1 956 | 2 529 | 1 074 | 1 380 |
| SAUDI ARABIA | 1 384 | 3 035 | 2 331 | 5 050 | 1 284 | 2 732 |
| KUWAIT | 584 | 924 | 590 | 1 196 | 325 | 649 |
| BAHRAIN | 7 | 19 | 87 | 178 | 47 | 94 |
| QATAR | 19 | 58 | 36 | 83 | 19 | 44 |
| ARAB EMIRAT | 292 | 832 | 293 | 1 485 | 162 | 799 |
| OMAN | 1 | 42 | 3 | 61 | 2 | 33 |
| NORTH YEMEN | 11 | 99 | 17 | 149 | 9 | 81 |
| AFGHANISTAN | 16 | 35 | 31 | 81 | 17 | 46 |
| PAKISTAN | 42 | 558 | 122 | 358 | 67 | 190 |
| INDIA | 109 | 823 | 562 | 1 442 | 310 | 780 |
| BANGLADESH | 23 | 79 | 42 | 88 | 24 | 49 |
| BURMA | 3 | 15 | 22 | 65 | 12 | 35 |
| THAILAND | 206 | 652 | 542 | 1 453 | 296 | 783 |
| INDONESIA | 136 | 597 | 269 | 988 | 148 | 532 |
| MALAYSIA | 332 | 635 | 570 | 1 234 | 314 | 665 |
| SINGAPORE | 309 | 843 | 972 | 2 344 | 535 | 1 269 |
| PHILIPPINES | 130 | 368 | 295 | 801 | 163 | 434 |
| SOUTH KOREA | 37 | 103 | 110 | 332 | 61 | 184 |
| JAPAN | 503 | 1 125 | 1 461 | 3 792 | 801 | 2 048 |
| TAIWAN | 60 | 243 | 196 | 611 | 107 | 330 |

6 IMPORTS AND EXPORTS (SPECIAL TRADE) BY GROUPS OF THE SITC AND BY COUNTRIES OF PRODUCTION AND CONSUMPTION 1979

| GROUP COUNTRY | DT = 100 KG | | 1 000 DM | | 1 000 \$ | |
|---------------------------|-------------|-----------|-----------|----------|-----------|----------|
| | JULY/SEPT | JAN/SEPT | JULY/SEPT | JAN/SEPT | JULY/SEPT | JAN/SEPT |
| HONG KONG | 93 | 297 | 268 | 745 | 150 | 402 |
| AUSTRALIA | 480 | 1 470 | 1 307 | 3 429 | 720 | 1 848 |
| PAPUA NEW G | 22 | 60 | 58 | 106 | 31 | 57 |
| NEW ZEALAND | 102 | 385 | 249 | 896 | 136 | 478 |
| 633 CORK MANUFACTURES | | | | | | |
| IMPORTS | 26 878 | 86 844 | 18 605 | 65 320 | 10 230 | 35 123 |
| FRANCE | 727 | 2 945 | 587 | 2 311 | 323 | 1 244 |
| NETHERLANDS | 1 296 | 3 775 | 538 | 1 887 | 296 | 1 014 |
| ITALY | 689 | 2 070 | 285 | 943 | 156 | 506 |
| UNTD KINGDOM | 516 | 1 632 | 321 | 1 175 | 177 | 629 |
| DENMARK | 83 | 290 | 73 | 217 | 40 | 118 |
| NORWAY | | 10 | | 63 | | 33 |
| SWEDEN | 580 | 1 618 | 291 | 804 | 160 | 435 |
| FINLAND | 867 | 867 | 411 | 412 | 229 | 229 |
| SWITZERLAND | 244 | 810 | 67 | 225 | 35 | 119 |
| PORTUGAL | 15 284 | 56 010 | 12 820 | 47 814 | 7 042 | 25 690 |
| SPAIN | 929 | 3 172 | 688 | 2 722 | 379 | 1 465 |
| MOROCCO | 3 573 | 6 863 | 533 | 1 043 | 294 | 566 |
| TUNISIA | 811 | 2 953 | 179 | 457 | 99 | 247 |
| USA | 27 | 91 | 65 | 157 | 35 | 79 |
| P REP CHINA | 9 | 30 | 16 | 60 | 10 | 34 |
| SOUTH KOREA | 1 184 | 3 576 | 1 669 | 4 859 | 921 | 2 624 |
| JAPAN | 8 | 23 | 26 | 89 | 15 | 48 |
| EXPORTS | 3 254 | 8 164 | 3 560 | 9 203 | 1 959 | 4 968 |
| FRANCE | 313 | 841 | 250 | 906 | 136 | 486 |
| BELGIUM LUX | 223 | 500 | 205 | 629 | 112 | 340 |
| NETHERLANDS | 380 | 892 | 285 | 723 | 159 | 393 |
| ITALY | 30 | 92 | 85 | 228 | 48 | 124 |
| UNTD KINGDOM | 13 | 40 | 35 | 106 | 17 | 57 |
| DENMARK | 265 | 813 | 168 | 473 | 91 | 253 |
| NORWAY | 23 | 82 | 20 | 61 | 11 | 34 |
| SWEDEN | 200 | 529 | 130 | 369 | 71 | 199 |
| SWITZERLAND | 217 | 747 | 334 | 1 065 | 186 | 577 |
| AUSTRIA | 403 | 1 051 | 312 | 938 | 173 | 508 |
| SPAIN | 7 | 43 | 14 | 81 | 7 | 43 |
| GREECE | 53 | 116 | 44 | 79 | 25 | 44 |
| CZECHOSLOVA | 51 | 196 | 34 | 132 | 19 | 71 |
| LIBYA | 10 | 115 | 8 | 58 | 4 | 31 |
| REP S AFRICA | 309 | 495 | 962 | 1 588 | 528 | 860 |
| USA | 21 | 123 | 26 | 366 | 15 | 195 |
| CANADA | 28 | 38 | 96 | 131 | 54 | 73 |
| IRAQ | 181 | 208 | 102 | 122 | 57 | 68 |
| IRAN | | 13 | | 96 | | 52 |
| THAILAND | 349 | 787 | 293 | 641 | 161 | 346 |
| 634 VENEERS, PLYWOOD, ETC | | | | | | |
| IMPORTS | 2 384 090 | 7 376 660 | 261 986 | 819 555 | 144 312 | 441 308 |
| FRANCE | 374 836 | 1 085 981 | 42 277 | 131 053 | 23 276 | 70 541 |
| BELGIUM LUX | 418 398 | 1 256 451 | 22 252 | 66 753 | 12 274 | 36 002 |
| NETHERLANDS | 59 565 | 198 794 | 11 305 | 35 511 | 6 227 | 19 123 |
| ITALY | 91 276 | 303 339 | 29 764 | 91 801 | 16 389 | 49 456 |
| UNTD KINGDOM | 4 843 | 16 801 | 1 515 | 5 844 | 829 | 3 136 |
| IRISH REP | | 70 | | 62 | | 33 |
| DENMARK | 20 929 | 56 013 | 3 613 | 9 784 | 1 988 | 5 277 |
| NORWAY | 375 | 900 | 76 | 196 | 43 | 107 |
| SWEDEN | 65 013 | 251 624 | 2 529 | 9 306 | 1 393 | 5 004 |
| FINLAND | 144 849 | 531 468 | 26 590 | 95 718 | 14 655 | 51 484 |
| SWITZERLAND | 265 405 | 716 059 | 14 720 | 42 748 | 8 112 | 23 033 |
| AUSTRIA | 380 630 | 1 187 450 | 17 258 | 51 320 | 9 504 | 27 673 |
| PORTUGAL | 6 164 | 16 539 | 907 | 2 453 | 499 | 1 320 |
| SPAIN | 12 037 | 43 082 | 1 222 | 4 349 | 675 | 2 342 |
| YUGOSLAVIA | 6 530 | 20 687 | 870 | 3 617 | 481 | 1 942 |
| GREECE | 4 579 | 20 448 | 928 | 3 757 | 509 | 2 017 |
| TURKEY | | 443 | | 56 | | 30 |
| USSR | 27 823 | 78 923 | 1 421 | 4 082 | 782 | 2 194 |
| POLAND | 9 318 | 25 002 | 1 174 | 3 468 | 645 | 1 863 |
| CZECHOSLOVA | 18 736 | 48 860 | 1 544 | 3 781 | 850 | 2 045 |
| HUNGARY | 3 480 | 10 426 | 315 | 883 | 173 | 476 |
| RUMANIA | 54 709 | 222 514 | 2 135 | 7 773 | 1 175 | 4 179 |
| LIBERIA | 7 774 | 9 982 | 727 | 1 040 | 400 | 566 |
| IVORY COAST | 13 309 | 57 319 | 2 364 | 9 639 | 1 307 | 5 184 |
| GHANA | 1 908 | 5 040 | 610 | 1 488 | 337 | 804 |
| CAMEROON | 3 031 | 4 105 | 695 | 836 | 380 | 455 |
| GABON | 6 930 | 23 048 | 1 222 | 3 679 | 672 | 1 984 |
| CONGO | 15 381 | 50 327 | 2 639 | 8 094 | 1 456 | 4 371 |
| ZAIRE | 1 471 | 4 594 | 480 | 1 491 | 263 | 803 |
| KENYA | | 159 | | 64 | | 35 |
| REP S AFRICA | 1 619 | 5 371 | 269 | 778 | 148 | 418 |
| USA | 93 096 | 308 109 | 28 676 | 90 953 | 15 781 | 48 905 |
| CANADA | 104 436 | 301 688 | 13 627 | 40 590 | 7 502 | 21 850 |
| ECUADOR | 64 | 609 | 40 | 385 | 22 | 207 |
| BRAZIL | 19 581 | 75 790 | 6 211 | 24 504 | 3 415 | 13 149 |
| CHILE | 19 | 408 | 8 | 204 | 5 | 110 |
| BOLIVIA | | 554 | | 330 | | 178 |
| ARGENTINA | 132 | 529 | 14 | 69 | 8 | 37 |

6 IMPORTS AND EXPORTS (SPECIAL TRADE) BY GROUPS OF THE SITC AND BY COUNTRIES OF PRODUCTION AND CONSUMPTION 1979

| GROUP COUNTRY | DT = 100 KG | | 1 000 DM | | 1 000 \$ | |
|------------------|-------------|-----------|-----------|----------|-----------|----------|
| | JULY/SEPT | JAN/SEPT | JULY/SEPT | JAN/SEPT | JULY/SEPT | JAN/SEPT |
| INDIA | 223 | 1 001 | 290 | 623 | 159 | 337 |
| THAILAND | 320 | 701 | 312 | 526 | 171 | 285 |
| INDONESIA | 536 | 1 715 | 48 | 163 | 26 | 87 |
| MALAYSIA | 16 741 | 57 805 | 2 171 | 6 799 | 1 202 | 3 675 |
| SINGAPORE | 13 375 | 48 030 | 1 638 | 5 610 | 901 | 3 022 |
| PHILIPPINES | 31 455 | 63 189 | 3 213 | 6 424 | 1 774 | 3 477 |
| P. REP. CHINA | 110 | 836 | 27 | 179 | 15 | 96 |
| NORTH KOREA | 689 | 809 | 107 | 134 | 59 | 74 |
| SOUTH KOREA | 23 553 | 73 273 | 3 236 | 9 475 | 1 787 | 5 120 |
| JAPAN | 759 | 3 751 | 276 | 1 273 | 152 | 679 |
| TAIWAN | 55 906 | 165 188 | 10 348 | 27 980 | 5 713 | 15 102 |
| AUSTRALIA | 253 | 863 | 196 | 553 | 108 | 297 |
| NEW ZEALAND | 1 924 | 19 103 | 127 | 1 230 | 70 | 657 |
| EXPORTS | 1 513 215 | 4 445 518 | 146 404 | 443 500 | 80 674 | 239 040 |
| FRANCE | 250 523 | 806 325 | 18 069 | 59 244 | 9 961 | 31 903 |
| BELGIUM LUX | 128 968 | 376 036 | 13 257 | 39 193 | 7 312 | 21 144 |
| NETHERLANDS | 314 229 | 939 022 | 22 143 | 69 667 | 12 209 | 37 559 |
| ITALY | 235 592 | 622 064 | 14 025 | 38 615 | 7 725 | 20 839 |
| UNTD. KINGDOM | 308 486 | 792 561 | 26 738 | 72 896 | 14 718 | 39 293 |
| IRISH REP | 4 302 | 14 377 | 654 | 2 227 | 359 | 1 197 |
| DENMARK | 102 716 | 352 724 | 10 905 | 34 677 | 6 012 | 18 685 |
| ICELAND | 880 | 1 923 | 414 | 840 | 226 | 453 |
| NORWAY | 4 781 | 13 283 | 2 158 | 6 468 | 1 187 | 3 485 |
| SWEDEN | 18 110 | 85 651 | 3 758 | 14 272 | 2 074 | 7 683 |
| FINLAND | 3 576 | 9 473 | 1 902 | 4 880 | 1 050 | 2 639 |
| SWITZERLAND | 39 076 | 116 164 | 8 047 | 23 941 | 4 435 | 12 903 |
| AUSTRIA | 55 287 | 171 583 | 12 036 | 35 803 | 6 631 | 19 304 |
| PORTUGAL | 300 | 1 333 | 180 | 773 | 99 | 414 |
| SPAIN | 1 663 | 6 748 | 462 | 2 603 | 254 | 1 391 |
| YUGOSLAVIA | 8 375 | 28 023 | 1 780 | 7 406 | 981 | 3 981 |
| GREECE | 1 163 | 3 889 | 266 | 842 | 145 | 454 |
| USSR | 164 | 3 193 | 276 | 3 005 | 153 | 1 616 |
| POLAND | 808 | 3 538 | 28 | 293 | 15 | 155 |
| CZECHOSLOVIA | 1 277 | 13 491 | 675 | 2 039 | 374 | 1 097 |
| HUNGARY | 1 030 | 2 495 | 275 | 511 | 151 | 277 |
| RUMANIA | 439 | 698 | 375 | 552 | 206 | 299 |
| CANARY IS | 97 | 312 | 109 | 342 | 59 | 184 |
| ALGERIA | 4 844 | 6 293 | 1 243 | 1 932 | 682 | 1 052 |
| LIBYA | 859 | 2 905 | 140 | 337 | 76 | 184 |
| EGYPT | 2 173 | 5 450 | 118 | 621 | 66 | 334 |
| LIBERIA | | 58 | | 110 | | 58 |
| NIGERIA | 452 | 637 | 84 | 124 | 46 | 68 |
| REP. S. AFRICA | 819 | 2 378 | 388 | 992 | 215 | 538 |
| USA | 3 016 | 7 206 | 1 124 | 4 035 | 621 | 2 167 |
| CANADA | 1 431 | 3 269 | 403 | 824 | 224 | 448 |
| MEXICO | 331 | 585 | 137 | 290 | 76 | 156 |
| VENEZUELA | 450 | 1 771 | 126 | 567 | 70 | 304 |
| ARGENTINA | 339 | 505 | 112 | 217 | 60 | 117 |
| CYPRUS | 816 | 2 415 | 262 | 884 | 146 | 478 |
| LEBANON | 100 | 324 | 65 | 284 | 36 | 153 |
| SYRIA | 137 | 463 | 82 | 252 | 45 | 136 |
| IRAQ | 4 | 1 716 | 3 | 609 | 2 | 324 |
| IRAN | 891 | 1 661 | 238 | 459 | 133 | 248 |
| ISRAEL | 704 | 2 162 | 245 | 942 | 136 | 511 |
| SAUDI ARABIA | 9 411 | 23 804 | 1 340 | 3 707 | 738 | 2 001 |
| KUWAIT | 427 | 3 927 | 194 | 698 | 106 | 373 |
| BAHRAIN | 140 | 539 | 6 | 92 | 3 | 50 |
| ARAB EMIRAT | 201 | 1 093 | 37 | 311 | 20 | 166 |
| PAKISTAN | 339 | 705 | 90 | 240 | 50 | 131 |
| INDIA | | 706 | | 306 | | 163 |
| THAILAND | 272 | 669 | 41 | 213 | 23 | 115 |
| MALAYSIA | 246 | 246 | 164 | 164 | 91 | 91 |
| SINGAPORE | 40 | 664 | 6 | 122 | 4 | 67 |
| SOUTH KOREA | 606 | 2 288 | 277 | 927 | 152 | 497 |
| JAPAN | 295 | 993 | 122 | 367 | 68 | 198 |
| TAIWAN | 235 | 375 | 99 | 144 | 54 | 79 |
| HONG KONG | 184 | 949 | 44 | 206 | 24 | 110 |
| AUSTRALIA | 443 | 781 | 215 | 439 | 118 | 234 |
| NEW ZEALAND | 535 | 1 037 | 347 | 582 | 190 | 315 |

635 WOOD MANUFACTURES NES

| | | | | | | |
|---------------|---------|-----------|---------|---------|---------|---------|
| IMPORTS | 822 034 | 2 270 605 | 190 635 | 520 715 | 104 989 | 280 720 |
| FRANCE | 44 285 | 123 683 | 14 452 | 37 759 | 7 968 | 20 382 |
| BELGIUM LUX | 16 376 | 49 470 | 5 291 | 14 980 | 2 916 | 8 078 |
| NETHERLANDS | 62 376 | 148 132 | 14 449 | 36 124 | 7 962 | 19 498 |
| ITALY | 60 088 | 181 186 | 34 775 | 101 219 | 19 142 | 54 544 |
| UNTD. KINGDOM | 10 389 | 32 409 | 3 852 | 11 103 | 2 128 | 5 980 |
| IRISH REP | 315 | 2 079 | 222 | 1 182 | 123 | 634 |
| DENMARK | 94 988 | 266 038 | 23 414 | 63 420 | 12 902 | 34 149 |
| NORWAY | 4 724 | 13 609 | 1 420 | 3 937 | 782 | 2 121 |
| SWEDEN | 45 811 | 135 800 | 12 729 | 36 166 | 7 016 | 19 499 |
| FINLAND | 23 513 | 59 836 | 4 995 | 13 493 | 2 755 | 7 282 |
| SWITZERLAND | 8 157 | 24 408 | 4 169 | 13 528 | 2 294 | 7 273 |
| AUSTRIA | 122 070 | 307 409 | 24 612 | 57 125 | 13 546 | 30 845 |
| PORTUGAL | 1 384 | 3 075 | 614 | 1 640 | 338 | 878 |
| SPAIN | 4 607 | 15 318 | 3 531 | 10 409 | 1 942 | 5 618 |
| YUGOSLAVIA | 11 987 | 33 364 | 2 483 | 6 196 | 1 366 | 3 343 |
| GREECE | 469 | 1 834 | 190 | 568 | 106 | 308 |

6 IMPORTS AND EXPORTS (SPECIAL TRADE) BY GROUPS OF THE SITC AND BY COUNTRIES OF PRODUCTION AND CONSUMPTION 1979

| GROUP COUNTRY | DT = 100 KG | | 1 000 DM | | 1 000 \$ | |
|------------------|-------------|-----------|-----------|----------|-----------|----------|
| | JULY/SEPT | JAN/SEPT | JULY/SEPT | JAN/SEPT | JULY/SEPT | JAN/SEPT |
| USSR | 5 | 120 | 53 | 231 | 30 | 125 |
| POLAND | 6 451 | 18 461 | 740 | 2 089 | 406 | 1 124 |
| CZECHOSLOVA | 140 765 | 381 170 | 5 628 | 15 205 | 3 096 | 8 194 |
| HUNGARY | 73 443 | 194 735 | 4 754 | 12 190 | 2 623 | 6 577 |
| RUMANIA | 7 572 | 23 029 | 1 700 | 5 517 | 938 | 2 969 |
| BULGARIA | 6 624 | 18 392 | 378 | 930 | 208 | 500 |
| LIBERIA | 2 489 | 7 362 | 108 | 296 | 59 | 158 |
| CAMEROUN | 2 755 | 8 003 | 163 | 421 | 91 | 228 |
| KENYA | 140 | 282 | 127 | 305 | 70 | 164 |
| TANZANIA | 100 | 212 | 77 | 238 | 42 | 127 |
| MOZAMBIQUE | 856 | 2 074 | 117 | 291 | 64 | 157 |
| REP S AFRICA | 1 095 | 4 394 | 200 | 698 | 109 | 374 |
| SWAZILAND | 779 | 1 468 | 214 | 385 | 117 | 208 |
| USA | 1 757 | 6 560 | 796 | 2 843 | 442 | 1 535 |
| CANADA | 5 461 | 20 191 | 1 454 | 4 861 | 802 | 2 622 |
| MEXICO | 26 | 71 | 31 | 87 | 16 | 45 |
| REP HONDURAS | 36 | 372 | 39 | 106 | 21 | 56 |
| ECUADOR | 57 | 123 | 84 | 177 | 46 | 97 |
| BRAZIL | 15 367 | 42 315 | 2 689 | 6 924 | 1 475 | 3 736 |
| ARGENTINA | 72 | 732 | 10 | 107 | 5 | 58 |
| ISRAEL | 3 | 58 | 14 | 105 | 7 | 58 |
| INDIA | 1 156 | 3 039 | 809 | 1 984 | 446 | 1 072 |
| SRI LANKA | 56 | 121 | 65 | 165 | 36 | 88 |
| BURMA | | 52 | | 76 | | 41 |
| THAILAND | 10 683 | 44 187 | 3 470 | 12 549 | 1 909 | 6 757 |
| VIETNAM | | 27 | | 60 | | 32 |
| INDONESIA | 1 382 | 7 534 | 353 | 1 237 | 193 | 664 |
| MALAYSIA | 4 230 | 11 174 | 805 | 1 951 | 448 | 1 055 |
| SINGAPORE | 2 085 | 7 145 | 1 027 | 3 382 | 567 | 1 824 |
| PHILIPPINES | 1 710 | 5 067 | 1 198 | 3 088 | 657 | 1 663 |
| P REP CHINA | 1 477 | 4 386 | 583 | 1 851 | 320 | 988 |
| SOUTH KOREA | 627 | 1 571 | 336 | 907 | 183 | 486 |
| JAPAN | 1 779 | 5 065 | 1 261 | 3 716 | 691 | 1 995 |
| TAIWAN | 18 846 | 52 003 | 9 625 | 25 557 | 5 300 | 13 798 |
| HONG KONG | 239 | 731 | 376 | 853 | 207 | 461 |
| NEW ZEALAND | | 52 | | 77 | | 41 |
| EXPORTS | 462 196 | 1 456 732 | 137 362 | 439 278 | 75 642 | 236 562 |
| FRANCE | 75 957 | 204 709 | 16 715 | 48 843 | 9 203 | 26 323 |
| BELGIUM LUX | 81 909 | 247 273 | 21 254 | 63 840 | 11 715 | 34 423 |
| NETHERLANDS | 87 438 | 336 355 | 20 464 | 70 862 | 11 277 | 38 111 |
| ITALY | 11 854 | 32 194 | 3 610 | 9 998 | 1 984 | 5 392 |
| UNTD KINGDOM | 7 108 | 21 976 | 2 916 | 8 556 | 1 610 | 4 623 |
| IRISH REP | 854 | 1 970 | 311 | 662 | 170 | 354 |
| DENMARK | 8 195 | 23 633 | 2 133 | 6 674 | 1 174 | 3 590 |
| ICELAND | 120 | 242 | 90 | 204 | 53 | 112 |
| NORWAY | 1 263 | 3 737 | 685 | 2 095 | 375 | 1 124 |
| SWEDEN | 2 764 | 10 665 | 961 | 3 942 | 531 | 2 124 |
| FINLAND | 2 329 | 5 347 | 886 | 1 988 | 490 | 1 078 |
| SWITZERLAND | 68 505 | 204 150 | 21 506 | 60 371 | 11 848 | 32 561 |
| AUSTRIA | 42 634 | 108 106 | 15 772 | 41 068 | 8 692 | 22 168 |
| PORTUGAL | 7 | 52 | 16 | 82 | 8 | 44 |
| SPAIN | 1 325 | 3 181 | 569 | 1 335 | 313 | 724 |
| ANDORRA | 2 | 67 | 2 | 85 | 2 | 46 |
| MALTA | 184 | 537 | 47 | 108 | 25 | 60 |
| YUGOSLAVIA | 3 060 | 6 593 | 870 | 1 932 | 476 | 1 034 |
| GREECE | 783 | 2 949 | 297 | 910 | 164 | 485 |
| TURKEY | 16 | 404 | 13 | 188 | 7 | 101 |
| USSR | 136 | 257 | 79 | 140 | 44 | 77 |
| POLAND | 255 | 514 | 121 | 239 | 67 | 131 |
| CZECHOSLOVA | 299 | 498 | 83 | 312 | 46 | 169 |
| HUNGARY | 425 | 537 | 223 | 320 | 123 | 172 |
| RUMANIA | 71 | 393 | 17 | 79 | 9 | 42 |
| BULGARIA | 4 | 59 | 8 | 66 | 5 | 35 |
| CANARY IS | 90 | 195 | 94 | 197 | 53 | 109 |
| MOROCCO | 24 | 60 | 30 | 66 | 16 | 36 |
| ALGERIA | 715 | 8 655 | 374 | 2 590 | 206 | 1 393 |
| TUNISIA | 109 | 238 | 25 | 74 | 12 | 35 |
| LIBYA | 16 827 | 69 254 | 12 068 | 50 151 | 6 638 | 26 956 |
| EGYPT | 12 | 134 | 18 | 157 | 11 | 85 |
| SUDAN | 7 | 249 | 2 | 183 | 1 | 96 |
| NIGERIA | 1 485 | 5 808 | 489 | 2 842 | 269 | 1 520 |
| ETHIOPIA | 1 700 | 1 901 | 110 | 122 | 62 | 68 |
| KENYA | 165 | 726 | 54 | 215 | 29 | 115 |
| TANZANIA | 8 | 282 | 22 | 192 | 13 | 104 |
| REP S AFRICA | 159 | 704 | 181 | 602 | 103 | 323 |
| USA | 1 056 | 9 326 | 1 650 | 4 889 | 910 | 2 638 |
| CANADA | 165 | 363 | 146 | 375 | 80 | 203 |
| GUATEMALA | | 75 | | 99 | | 53 |
| JAMAICA | 3 | 199 | 1 | 64 | 1 | 35 |
| VENEZUELA | 344 | 776 | 334 | 689 | 185 | 373 |
| ECUADOR | 5 | 69 | 1 | 103 | 1 | 56 |
| PERU | 11 | 36 | 16 | 68 | 9 | 35 |
| ARGENTINA | 48 | 76 | 61 | 103 | 32 | 55 |
| LEBANON | 19 | 103 | 30 | 149 | 16 | 79 |
| SYRIA | 264 | 837 | 26 | 179 | 14 | 95 |
| IRAQ | 377 | 2 511 | 76 | 952 | 43 | 509 |
| IRAN | 4 610 | 6 440 | 1 101 | 2 288 | 605 | 1 243 |
| ISRAEL | 895 | 1 523 | 163 | 373 | 90 | 199 |
| JORDAN | 299 | 5 648 | 126 | 4 698 | 70 | 2 529 |
| SAUDI ARABIA | 32 332 | 113 448 | 8 911 | 35 569 | 4 897 | 19 104 |

6 IMPORTS AND EXPORTS (SPECIAL TRADE) BY GROUPS OF THE SITC AND BY COUNTRIES OF PRODUCTION AND CONSUMPTION 1979

| GROUP COUNTRY | DT = 100 KG | | 1 000 DM | | 1 000 \$ | |
|--------------------------|-------------|------------|-----------|-----------|-----------|-----------|
| | JULY/SEPT | JAN/SEPT | JULY/SEPT | JAN/SEPT | JULY/SEPT | JAN/SEPT |
| KUWAIT | 444 | 3 953 | 114 | 1 479 | 62 | 783 |
| ARAB EMIRAT | 227 | 1 146 | 99 | 567 | 55 | 307 |
| OMAN | 15 | 438 | 6 | 61 | 3 | 34 |
| NORTH YEMEN | 418 | 437 | 109 | 123 | 60 | 67 |
| BURMA | | 59 | | 626 | | 332 |
| INDONESIA | 161 | 179 | 129 | 156 | 71 | 86 |
| MALAYSIA | 190 | 203 | 110 | 132 | 61 | 73 |
| SINGAPORE | 17 | 64 | 37 | 83 | 20 | 44 |
| PHILIPPINES | 25 | 272 | 42 | 280 | 22 | 149 |
| P REP CHINA | 143 | 482 | 13 | 293 | 7 | 154 |
| JAPAN | 285 | 627 | 348 | 911 | 191 | 492 |
| HONG KONG | 135 | 344 | 140 | 264 | 78 | 143 |
| AUSTRALIA | 262 | 737 | 142 | 418 | 78 | 221 |
| 641 PAPER AND PAPERBOARD | | | | | | |
| IMPORTS | 10 105 808 | 30 608 084 | 1 178 446 | 3 477 761 | 648 808 | 1 874 475 |
| FRANCE | 968 847 | 3 075 443 | 129 928 | 393 347 | 71 534 | 211 938 |
| BELGIUM LUX | 434 772 | 1 208 545 | 85 446 | 242 369 | 47 026 | 130 667 |
| NETHERLANDS | 810 784 | 2 474 266 | 108 715 | 320 330 | 59 844 | 172 672 |
| ITALY | 554 847 | 1 709 478 | 83 411 | 250 145 | 45 905 | 134 855 |
| UNTD KINGDOM | 108 192 | 326 297 | 34 055 | 98 857 | 18 744 | 53 266 |
| IRISH REP | 4 410 | 13 120 | 2 654 | 7 266 | 1 466 | 3 926 |
| DENMARK | 80 298 | 243 082 | 11 167 | 31 565 | 6 152 | 17 020 |
| NORWAY | 351 757 | 1 248 740 | 36 171 | 128 197 | 19 930 | 69 013 |
| SWEDEN | 2 039 692 | 6 712 017 | 203 555 | 643 625 | 112 131 | 346 724 |
| FINLAND | 1 707 769 | 4 997 155 | 188 879 | 549 501 | 104 046 | 296 213 |
| SWITZERLAND | 282 566 | 872 549 | 33 261 | 94 119 | 18 312 | 50 749 |
| AUSTRIA | 856 603 | 2 452 187 | 88 508 | 248 702 | 48 713 | 134 151 |
| PORTUGAL | 40 942 | 126 561 | 3 205 | 8 993 | 1 760 | 4 836 |
| SPAIN | 38 257 | 128 675 | 6 809 | 20 865 | 3 745 | 11 236 |
| YUGOSLAVIA | 32 808 | 76 403 | 3 152 | 7 288 | 1 737 | 3 946 |
| GREECE | 512 | 1 705 | 75 | 144 | 41 | 77 |
| USSR | 219 881 | 645 395 | 10 908 | 31 834 | 6 001 | 17 163 |
| POLAND | 57 599 | 152 893 | 2 699 | 6 872 | 1 486 | 3 701 |
| CZECHOSLOVA | 159 213 | 345 846 | 8 678 | 19 422 | 4 784 | 10 504 |
| HUNGARY | 36 584 | 119 659 | 1 119 | 3 520 | 617 | 1 902 |
| RUMANIA | 89 667 | 306 200 | 8 336 | 27 291 | 4 593 | 14 692 |
| REP S AFRICA | 12 455 | 46 394 | 1 375 | 3 728 | 757 | 2 004 |
| USA | 763 793 | 1 951 893 | 70 536 | 174 071 | 38 784 | 93 920 |
| CANADA | 359 585 | 1 107 742 | 28 709 | 88 877 | 15 795 | 47 867 |
| BRAZIL | 30 904 | 87 809 | 2 199 | 5 648 | 1 212 | 3 054 |
| CHILE | 2 484 | 2 670 | 193 | 207 | 105 | 113 |
| ISRAEL | 2 962 | 11 757 | 558 | 2 090 | 306 | 1 122 |
| SOUTH KOREA | 47 | 377 | 75 | 566 | 41 | 301 |
| JAPAN | 57 201 | 161 716 | 24 027 | 68 085 | 13 220 | 36 719 |
| EXPORTS | 4 593 539 | 13 575 939 | 738 792 | 2 140 968 | 406 916 | 1 154 612 |
| FRANCE | 1 233 911 | 3 821 102 | 168 018 | 500 144 | 92 606 | 269 786 |
| BELGIUM LUX | 619 271 | 1 863 663 | 87 633 | 260 498 | 48 272 | 140 434 |
| NETHERLANDS | 867 696 | 2 569 558 | 117 223 | 346 354 | 64 541 | 186 772 |
| ITALY | 323 241 | 859 912 | 48 958 | 137 822 | 26 983 | 74 354 |
| UNTD KINGDOM | 414 139 | 1 181 643 | 74 826 | 200 603 | 41 216 | 108 232 |
| IRISH REP | 19 628 | 51 601 | 3 447 | 8 900 | 1 903 | 4 806 |
| DENMARK | 78 991 | 252 017 | 13 359 | 40 682 | 7 356 | 21 924 |
| ICELAND | 1 780 | 3 820 | 497 | 924 | 273 | 501 |
| NORWAY | 16 069 | 50 736 | 4 228 | 12 935 | 2 330 | 6 981 |
| SWEDEN | 40 208 | 124 852 | 8 031 | 25 290 | 4 428 | 13 635 |
| FINLAND | 5 691 | 15 979 | 1 926 | 5 709 | 1 065 | 3 078 |
| SWITZERLAND | 160 591 | 445 260 | 34 785 | 96 842 | 19 137 | 52 239 |
| AUSTRIA | 159 936 | 440 909 | 34 816 | 95 231 | 19 196 | 51 410 |
| PORTUGAL | 5 382 | 14 530 | 1 405 | 4 651 | 772 | 2 504 |
| SPAIN | 95 890 | 291 097 | 14 154 | 44 222 | 7 798 | 23 837 |
| MALTA | 402 | 1 121 | 95 | 218 | 49 | 116 |
| YUGOSLAVIA | 18 077 | 66 667 | 6 905 | 23 091 | 3 799 | 12 416 |
| GREECE | 14 807 | 50 550 | 3 729 | 11 572 | 2 054 | 6 234 |
| TURKEY | 4 425 | 10 887 | 1 713 | 4 832 | 942 | 2 600 |
| USSR | 66 680 | 214 604 | 15 580 | 48 165 | 8 578 | 25 940 |
| POLAND | 82 275 | 166 262 | 13 439 | 26 190 | 7 402 | 14 180 |
| CZECHOSLOVA | 23 505 | 64 703 | 3 429 | 9 087 | 1 882 | 4 892 |
| HUNGARY | 25 983 | 89 088 | 6 195 | 20 061 | 3 406 | 10 798 |
| RUMANIA | 2 017 | 9 457 | 698 | 2 827 | 385 | 1 525 |
| BULGARIA | 9 456 | 34 536 | 2 442 | 7 514 | 1 347 | 4 054 |
| CANARY IS | 634 | 1 397 | 137 | 341 | 75 | 183 |
| MOROCCO | 863 | 2 392 | 319 | 801 | 174 | 430 |
| ALGERIA | 2 835 | 5 191 | 724 | 1 432 | 396 | 774 |
| TUNISIA | 617 | 1 168 | 246 | 533 | 135 | 287 |
| LIBYA | 5 870 | 7 317 | 1 221 | 2 004 | 675 | 1 095 |
| EGYPT | 7 451 | 16 669 | 1 722 | 4 073 | 950 | 2 204 |
| SUDAN | 121 | 2 602 | 124 | 818 | 67 | 440 |
| UPPER VOLTA | 10 | 302 | 8 | 78 | 4 | 41 |
| NIGER | 448 | 455 | 119 | 121 | 65 | 66 |
| REP GUINEA | | 705 | | 148 | | 80 |
| SIERRA LEONE | 3 | 1 061 | 1 | 330 | 1 | 176 |
| LIBERIA | 171 | 459 | 54 | 146 | 31 | 80 |
| IVORY COAST | 187 | 396 | 54 | 125 | 30 | 68 |
| GHANA | 433 | 2 279 | 45 | 491 | 25 | 265 |
| NIGERIA | 6 666 | 27 914 | 1 484 | 4 529 | 815 | 2 442 |
| CAMEROON | 43 | 196 | 27 | 87 | 15 | 47 |
| GABON | 9 | 193 | 7 | 79 | 4 | 41 |

6 IMPORTS AND EXPORTS (SPECIAL TRADE) BY GROUPS OF THE SITC AND BY COUNTRIES OF PRODUCTION AND CONSUMPTION 1979

| GROUP COUNTRY | DT = 100 KG | | 1 000 DM | | 1 000 \$ | |
|------------------|-------------|----------|-----------|----------|-----------|----------|
| | JULY/SEPT | JAN/SEPT | JULY/SEPT | JAN/SEPT | JULY/SEPT | JAN/SEPT |
| ZAIRE | 400 | 1 037 | 150 | 350 | 81 | 186 |
| ANGOLA | 1 477 | 2 908 | 532 | 980 | 292 | 531 |
| ETHIOPIA | 3 749 | 4 124 | 421 | 578 | 230 | 315 |
| KENYA | 1 084 | 2 240 | 189 | 368 | 104 | 197 |
| TANZANIA | 4 688 | 6 475 | 517 | 966 | 284 | 525 |
| MADAGASCAR | 207 | 485 | 143 | 386 | 78 | 206 |
| MAURITIUS | 215 | 565 | 58 | 154 | 31 | 82 |
| ZAMBIA | 291 | 1 786 | 61 | 531 | 33 | 281 |
| REP S AFRICA | 14 704 | 40 956 | 3 869 | 10 744 | 2 128 | 5 786 |
| USA | 54 973 | 146 349 | 9 930 | 33 309 | 5 461 | 17 904 |
| CANADA | 6 725 | 11 157 | 1 518 | 4 074 | 835 | 2 201 |
| MEXICO | 1 089 | 2 970 | 592 | 1 887 | 325 | 1 013 |
| GUATEMALA | 36 | 496 | 20 | 140 | 9 | 76 |
| REP HONDURAS | 64 | 95 | 57 | 83 | 31 | 45 |
| EL SALVADOR | 273 | 3 571 | 85 | 650 | 46 | 350 |
| COSTA RICA | 186 | 891 | 132 | 469 | 73 | 249 |
| PANAM EX CZ | 308 | 468 | 51 | 144 | 28 | 78 |
| CUBA | 727 | 2 995 | 217 | 880 | 119 | 469 |
| DOMINIC REP | 374 | 617 | 130 | 291 | 72 | 158 |
| TRINIDAD TOB | 188 | 860 | 117 | 367 | 64 | 198 |
| NETH ANTILL | 414 | 864 | 65 | 134 | 37 | 75 |
| COLOMBIA | 1 338 | 3 822 | 719 | 1 899 | 397 | 1 030 |
| VENEZUELA | 2 636 | 6 705 | 1 103 | 3 439 | 601 | 1 844 |
| SURINAM | 163 | 1 438 | 32 | 220 | 17 | 118 |
| ECUADOR | 857 | 2 000 | 359 | 808 | 198 | 437 |
| PERU | 456 | 1 294 | 312 | 811 | 172 | 436 |
| BRAZIL | 7 582 | 24 787 | 3 155 | 9 623 | 1 739 | 5 204 |
| CHILE | 1 006 | 2 796 | 613 | 1 543 | 337 | 830 |
| BOLIVIA | 243 | 454 | 86 | 191 | 47 | 102 |
| PARAGUAY | 97 | 263 | 143 | 210 | 79 | 118 |
| URUGUAY | 280 | 684 | 119 | 290 | 64 | 154 |
| ARGENTINA | 3 819 | 10 265 | 1 584 | 4 471 | 874 | 2 421 |
| CYPRUS | 773 | 2 820 | 202 | 605 | 114 | 328 |
| LEBANON | 3 218 | 6 388 | 493 | 1 254 | 273 | 679 |
| SYRIA | 1 190 | 2 601 | 353 | 850 | 195 | 460 |
| IRAQ | 14 102 | 63 147 | 2 074 | 8 778 | 1 140 | 4 706 |
| IRAN | 7 329 | 9 496 | 3 307 | 4 167 | 1 820 | 2 278 |
| ISRAEL | 6 011 | 18 607 | 1 620 | 5 114 | 889 | 2 748 |
| JORDAN | 1 220 | 5 968 | 216 | 1 224 | 121 | 657 |
| SAUDI ARABIA | 3 846 | 12 944 | 1 054 | 3 518 | 577 | 1 885 |
| KUWAIT | 832 | 4 324 | 296 | 1 464 | 164 | 785 |
| BAHRAIN | 94 | 333 | 50 | 148 | 29 | 82 |
| QATAR | 317 | 596 | 81 | 261 | 45 | 143 |
| ARAB EMIRAT | 490 | 1 330 | 137 | 421 | 77 | 229 |
| NORTH YEMEN | 118 | 166 | 61 | 89 | 33 | 48 |
| AFGHANISTAN | 88 | 360 | 24 | 82 | 12 | 42 |
| PAKISTAN | 4 993 | 11 762 | 782 | 2 342 | 435 | 1 266 |
| INDIA | 6 630 | 22 087 | 2 193 | 7 540 | 1 209 | 4 065 |
| BANGLADESH | 82 | 399 | 27 | 133 | 15 | 72 |
| SRI LANKA | 2 180 | 2 372 | 315 | 403 | 173 | 221 |
| THAILAND | 9 877 | 26 092 | 1 556 | 5 013 | 854 | 2 713 |
| INDONESIA | 7 922 | 28 892 | 1 542 | 6 290 | 850 | 3 387 |
| MALAYSIA | 11 103 | 32 553 | 976 | 2 718 | 536 | 1 465 |
| SINGAPORE | 4 967 | 31 709 | 1 047 | 3 898 | 574 | 2 093 |
| PHILIPPINES | 9 592 | 20 228 | 693 | 1 859 | 379 | 999 |
| P REP CHINA | 979 | 2 803 | 243 | 630 | 134 | 339 |
| SOUTH KOREA | 729 | 2 329 | 227 | 814 | 125 | 438 |
| JAPAN | 13 749 | 30 322 | 7 600 | 16 870 | 4 169 | 9 114 |
| TAIWAN | 1 492 | 3 300 | 538 | 1 177 | 296 | 634 |
| HONG KONG | 18 654 | 67 791 | 1 963 | 5 567 | 1 079 | 2 998 |
| AUSTRALIA | 30 648 | 95 239 | 7 202 | 22 235 | 3 967 | 11 990 |
| NEW ZEALAND | 2 599 | 14 605 | 765 | 3 283 | 424 | 1 768 |

642 ARTICLES OF PAPER ETC

| IMPORTS | 824 330 | 2 477 475 | 201 446 | 593 074 | 110 895 | 319 636 |
|----------------|---------|-----------|---------|---------|---------|---------|
| FRANCE | 107 252 | 345 401 | 28 268 | 89 900 | 15 572 | 48 462 |
| BELGIUM LUX | 59 039 | 170 517 | 18 916 | 53 307 | 10 420 | 28 754 |
| NETHERLANDS | 244 054 | 745 840 | 47 042 | 139 133 | 25 893 | 74 981 |
| ITALY | 30 388 | 97 813 | 9 898 | 31 216 | 5 446 | 16 820 |
| UNITED KINGDOM | 28 685 | 94 557 | 12 375 | 36 932 | 6 808 | 19 902 |
| IRISH REP | 1 041 | 3 298 | 654 | 2 014 | 363 | 1 084 |
| DENMARK | 50 584 | 134 929 | 9 177 | 23 633 | 5 076 | 12 736 |
| NORWAY | 3 262 | 10 331 | 678 | 2 748 | 483 | 1 480 |
| SWEDEN | 35 975 | 107 832 | 6 855 | 20 750 | 3 786 | 11 188 |
| FINLAND | 15 131 | 45 443 | 2 039 | 5 771 | 1 123 | 3 108 |
| SWITZERLAND | 28 819 | 72 915 | 9 099 | 22 689 | 5 016 | 12 256 |
| AUSTRIA | 131 248 | 402 408 | 23 673 | 69 755 | 13 038 | 37 618 |
| PORTUGAL | 660 | 2 016 | 201 | 617 | 111 | 333 |
| SPAIN | 4 865 | 16 640 | 1 276 | 4 208 | 706 | 2 272 |
| YUGOSLAVIA | 7 202 | 14 253 | 1 046 | 2 057 | 575 | 1 116 |
| GREECE | 492 | 726 | 121 | 169 | 66 | 94 |
| POLAND | 240 | 562 | 70 | 168 | 39 | 90 |
| CZECHOSLOVAKIA | 3 136 | 8 775 | 499 | 1 388 | 274 | 750 |
| ROMANIA | 1 799 | 2 897 | 256 | 408 | 139 | 220 |
| USA | 32 928 | 112 088 | 15 538 | 51 498 | 8 530 | 27 642 |
| CANADA | 13 362 | 14 531 | 3 257 | 3 779 | 1 788 | 2 065 |
| CYPRUS | 170 | 170 | 143 | 143 | 80 | 80 |
| ISRAEL | 805 | 1 261 | 150 | 249 | 79 | 129 |
| INDIA | 60 | 106 | 120 | 203 | 67 | 114 |
| SINGAPORE | 251 | 543 | 138 | 292 | 77 | 159 |

6 IMPORTS AND EXPORTS (SPECIAL TRADE) BY GROUPS OF THE SITC AND BY COUNTRIES OF PRODUCTION AND CONSUMPTION 1979

| GROUP COUNTRY | DT = 100 KG | | 1 000 DM | | 1 000 \$ | |
|------------------|-------------|-----------|-----------|----------|-----------|----------|
| | JULY/SEPT | JAN/SEPT | JULY/SEPT | JAN/SEPT | JULY/SEPT | JAN/SEPT |
| PHILIPPINES | 17 | 40 | 25 | 58 | 15 | 31 |
| P REP CHINA | 1 155 | 2 897 | 434 | 1 064 | 239 | 573 |
| SOUTH KOREA | 15 016 | 47 261 | 3 504 | 11 008 | 1 932 | 5 934 |
| JAPAN | 4 731 | 15 579 | 4 196 | 13 468 | 2 315 | 7 256 |
| TAIWAN | 283 | 846 | 214 | 710 | 120 | 381 |
| HONG KONG | 1 468 | 4 645 | 1 291 | 3 363 | 710 | 1 918 |
| EXPORTS | 1 087 132 | 3 102 875 | 350 564 | 994 962 | 192 987 | 536 657 |
| FRANCE | 175 061 | 489 839 | 50 276 | 155 422 | 27 683 | 83 789 |
| BELGIUM LUX | 192 508 | 539 903 | 51 949 | 146 521 | 28 603 | 79 054 |
| NETHERLANDS | 350 190 | 1 039 216 | 88 592 | 249 618 | 48 767 | 134 646 |
| ITALY | 44 170 | 114 694 | 15 973 | 45 493 | 8 790 | 24 535 |
| UNITED KINGDOM | 38 028 | 86 638 | 17 771 | 43 815 | 9 788 | 23 662 |
| IRISH REP | 3 411 | 11 439 | 1 221 | 4 341 | 673 | 2 338 |
| DENMARK | 30 647 | 84 677 | 11 932 | 34 068 | 6 573 | 18 366 |
| ICELAND | 1 538 | 2 908 | 716 | 1 361 | 396 | 737 |
| NORWAY | 5 829 | 19 882 | 3 505 | 11 193 | 1 925 | 6 028 |
| SWEDEN | 12 149 | 39 755 | 6 240 | 19 640 | 3 438 | 10 586 |
| FINLAND | 3 493 | 11 247 | 2 247 | 6 947 | 1 235 | 3 737 |
| SWITZERLAND | 46 225 | 136 349 | 19 886 | 57 996 | 10 951 | 31 277 |
| AUSTRIA | 51 215 | 133 597 | 19 425 | 53 030 | 10 693 | 28 615 |
| PORTUGAL | 409 | 1 981 | 954 | 2 868 | 527 | 1 551 |
| SPAIN | 9 796 | 30 839 | 3 765 | 12 244 | 2 079 | 6 599 |
| ANDORRA | 36 | 307 | 20 | 350 | 11 | 186 |
| MALTA | 430 | 1 455 | 127 | 445 | 71 | 237 |
| YUGOSLAVIA | 4 350 | 11 519 | 2 764 | 7 970 | 1 522 | 4 305 |
| GREECE | 19 010 | 62 280 | 5 161 | 15 785 | 2 844 | 8 511 |
| TURKEY | 1 451 | 2 886 | 723 | 1 683 | 396 | 908 |
| USSR | 5 499 | 12 119 | 1 959 | 4 884 | 1 075 | 2 647 |
| POLAND | 6 460 | 37 366 | 1 512 | 5 807 | 826 | 3 116 |
| CZECHOSLOVAKIA | 1 014 | 3 704 | 452 | 1 425 | 245 | 760 |
| HUNGARY | 3 749 | 11 469 | 1 092 | 3 267 | 602 | 1 765 |
| RUMANIA | 5 047 | 11 299 | 1 560 | 3 353 | 859 | 1 810 |
| BULGARIA | 6 411 | 13 872 | 1 747 | 3 742 | 959 | 2 024 |
| ALBANIA | 3 | 2 811 | 4 | 335 | 2 | 179 |
| CANARY IS | 136 | 325 | 83 | 190 | 47 | 105 |
| MOROCCO | 164 | 674 | 111 | 338 | 59 | 178 |
| ALGERIA | 6 125 | 13 159 | 2 151 | 4 663 | 1 180 | 2 521 |
| TUNISIA | 475 | 1 861 | 159 | 551 | 86 | 294 |
| LIBYA | 9 784 | 22 215 | 3 270 | 7 901 | 1 802 | 4 264 |
| EGYPT | 680 | 2 930 | 561 | 1 575 | 308 | 848 |
| SUDAN | 103 | 607 | 50 | 217 | 27 | 114 |
| SENEGAL | 81 | 205 | 59 | 162 | 32 | 86 |
| LIBERIA | 252 | 845 | 124 | 375 | 69 | 198 |
| IVORY COAST | 406 | 967 | 231 | 541 | 128 | 292 |
| GHANA | 61 | 218 | 33 | 132 | 18 | 69 |
| NIGERIA | 2 185 | 5 359 | 1 384 | 4 109 | 758 | 2 221 |
| CAMEROON | 84 | 279 | 57 | 185 | 30 | 100 |
| GABON | 69 | 165 | 60 | 131 | 32 | 70 |
| CONGO | 104 | 171 | 74 | 128 | 42 | 71 |
| ZAIRE | 462 | 1 287 | 444 | 1 037 | 244 | 560 |
| ANGOLA | 53 | 230 | 75 | 302 | 40 | 162 |
| ETHIOPIA | 107 | 771 | 96 | 503 | 52 | 268 |
| KENYA | 121 | 178 | 159 | 344 | 87 | 187 |
| TANZANIA | 69 | 583 | 37 | 199 | 22 | 109 |
| MOZAMBIQUE | 22 | 42 | 19 | 63 | 12 | 34 |
| MADAGASCAR | 358 | 608 | 334 | 621 | 183 | 337 |
| REUNION | 46 | 140 | 33 | 114 | 19 | 60 |
| MAURITIUS | 20 | 57 | 30 | 75 | 14 | 39 |
| ZAMBIA | 23 | 89 | 44 | 113 | 24 | 59 |
| MALAWI | 96 | 110 | 80 | 101 | 45 | 57 |
| REP S AFRICA | 1 073 | 2 373 | 1 187 | 2 702 | 657 | 1 465 |
| USA | 12 550 | 36 710 | 5 710 | 16 042 | 3 152 | 8 666 |
| CANADA | 878 | 3 323 | 729 | 2 672 | 403 | 1 436 |
| MEXICO | 305 | 622 | 373 | 925 | 208 | 499 |
| GUATEMALA | 338 | 563 | 346 | 591 | 191 | 321 |
| REP HONDURAS | 131 | 553 | 179 | 419 | 99 | 228 |
| EL SALVADOR | 158 | 412 | 159 | 510 | 89 | 277 |
| NICARAGUA | | 119 | | 139 | | 75 |
| COSTA RICA | 51 | 199 | 54 | 142 | 29 | 72 |
| PANAMA EX CZ | 13 | 57 | 22 | 74 | 9 | 35 |
| CUBA | 278 | 551 | 157 | 317 | 86 | 171 |
| DOMINIC REP | 31 | 310 | 62 | 306 | 32 | 161 |
| TRINIDAD TOB | 10 | 99 | 18 | 74 | 10 | 39 |
| NETH ANTILL | 78 | 182 | 75 | 143 | 41 | 76 |
| COLOMBIA | 198 | 452 | 306 | 705 | 170 | 384 |
| VENEZUELA | 725 | 1 733 | 520 | 1 403 | 285 | 756 |
| SURINAM | 151 | 300 | 81 | 216 | 43 | 116 |
| ECUADOR | 135 | 213 | 83 | 159 | 47 | 88 |
| PERU | 88 | 245 | 102 | 295 | 57 | 159 |
| BRAZIL | 287 | 838 | 564 | 1 383 | 310 | 747 |
| CHILE | 641 | 1 739 | 394 | 1 075 | 217 | 581 |
| BOLIVIA | 116 | 363 | 106 | 384 | 58 | 203 |
| PARAGUAY | 96 | 245 | 67 | 171 | 36 | 92 |
| URUGUAY | 87 | 141 | 68 | 173 | 37 | 91 |
| ARGENTINA | 1 217 | 1 819 | 934 | 1 712 | 513 | 932 |
| CYPRUS | 412 | 941 | 179 | 461 | 98 | 250 |
| LEBANON | 339 | 1 148 | 231 | 696 | 126 | 377 |
| SYRIA | 476 | 924 | 158 | 439 | 87 | 237 |
| IRAQ | 3 010 | 4 728 | 2 165 | 3 270 | 1 191 | 1 775 |
| IRAN | 2 281 | 3 271 | 1 180 | 1 995 | 654 | 1 086 |

6 IMPORTS AND EXPORTS (SPECIAL TRADE) BY GROUPS OF THE SITC AND BY COUNTRIES OF PRODUCTION AND CONSUMPTION 1979

| GROUP COUNTRY | DT = 100 KG | | 1 000 DM | | 1 000 \$ | |
|------------------|-------------|----------|-----------|----------|-----------|----------|
| | JULY/SEPT | JAN/SEPT | JULY/SEPT | JAN/SEPT | JULY/SEPT | JAN/SEPT |
| ISRAEL | 2 834 | 6 293 | 1 859 | 3 843 | 1 023 | 2 084 |
| JORDAN | 468 | 6 903 | 217 | 1 591 | 118 | 850 |
| SAUDI ARABIA | 4 785 | 15 533 | 1 979 | 5 653 | 1 089 | 3 047 |
| KUWAIT | 702 | 2 838 | 403 | 1 426 | 219 | 763 |
| BAHRAIN | 472 | 1 433 | 267 | 750 | 147 | 400 |
| QATAR | 143 | 316 | 116 | 215 | 65 | 116 |
| ARAB EMIRAT | 1 170 | 3 115 | 602 | 1 475 | 334 | 799 |
| OMAN | 152 | 684 | 75 | 394 | 41 | 211 |
| NORTH YEMEN | 45 | 62 | 37 | 63 | 22 | 35 |
| SOUTH YEMEN | 77 | 107 | 57 | 93 | 31 | 50 |
| AFGHANISTAN | 84 | 437 | 30 | 115 | 15 | 60 |
| PAKISTAN | 132 | 237 | 38 | 125 | 21 | 66 |
| INDIA | 223 | 973 | 196 | 657 | 105 | 354 |
| BANGLADESH | 766 | 2 740 | 192 | 675 | 105 | 362 |
| SRI LANKA | 8 | 228 | 25 | 82 | 12 | 42 |
| THAILAND | 552 | 1 574 | 452 | 1 390 | 250 | 750 |
| INDONESIA | 488 | 1 799 | 410 | 1 301 | 230 | 707 |
| MALAYSIA | 475 | 834 | 423 | 762 | 233 | 414 |
| SINGAPORE | 1 064 | 2 655 | 684 | 1 516 | 377 | 826 |
| PHILIPPINES | 92 | 147 | 106 | 176 | 57 | 91 |
| SOUTH KOREA | 87 | 265 | 184 | 495 | 100 | 268 |
| JAPAN | 1 590 | 7 188 | 1 613 | 5 646 | 884 | 3 039 |
| TAIWAN | 200 | 554 | 214 | 751 | 117 | 401 |
| HONG KONG | 2 322 | 8 211 | 1 108 | 3 686 | 610 | 1 985 |
| AUSTRALIA | 1 234 | 2 754 | 1 273 | 2 883 | 702 | 1 566 |
| NEW ZEALAND | 57 | 230 | 100 | 378 | 58 | 205 |
| NEW CALEDON | 64 | 214 | 39 | 90 | 21 | 47 |

651 TEXTILE YARN AND THREAD

| | | | | | | |
|---------------|---------|-----------|---------|-----------|---------|-----------|
| IMPORTS | 908 818 | 2 946 953 | 674 996 | 2 165 117 | 371 874 | 1 166 687 |
| FRANCE | 105 252 | 364 308 | 108 125 | 375 348 | 59 607 | 202 129 |
| BELGIUM LUX | 102 471 | 301 414 | 78 007 | 229 078 | 43 015 | 123 632 |
| NETHERLANDS | 146 208 | 487 175 | 95 196 | 314 838 | 52 416 | 169 610 |
| ITALY | 99 892 | 351 402 | 81 947 | 279 690 | 45 144 | 150 612 |
| UNITD KINGDOM | 42 524 | 127 128 | 39 026 | 114 785 | 21 514 | 61 871 |
| IRISH REP | 3 624 | 8 732 | 4 136 | 10 335 | 2 277 | 5 573 |
| DENMARK | 2 849 | 8 907 | 2 365 | 7 020 | 1 301 | 3 786 |
| ICELAND | 37 | 142 | 80 | 300 | 44 | 161 |
| NORWAY | 3 603 | 7 960 | 1 459 | 3 313 | 805 | 1 793 |
| SWEDEN | 943 | 2 533 | 684 | 1 845 | 379 | 1 005 |
| FINLAND | 2 297 | 7 535 | 1 347 | 4 413 | 741 | 2 378 |
| SWITZERLAND | 32 976 | 118 670 | 37 562 | 131 318 | 20 721 | 70 745 |
| AUSTRIA | 27 288 | 92 242 | 18 750 | 64 705 | 10 334 | 34 862 |
| PORTUGAL | 1 575 | 9 934 | 1 344 | 7 821 | 742 | 4 195 |
| SPAIN | 15 570 | 55 544 | 8 691 | 31 914 | 4 787 | 17 177 |
| MALTA | 327 | 817 | 165 | 442 | 91 | 239 |
| YUGOSLAVIA | 8 458 | 27 138 | 4 848 | 15 574 | 2 671 | 8 379 |
| GREECE | 56 421 | 188 101 | 42 826 | 136 935 | 23 578 | 73 757 |
| TURKEY | 61 212 | 239 890 | 32 057 | 119 519 | 17 630 | 64 295 |
| POLAND | 1 003 | 2 031 | 745 | 1 396 | 409 | 753 |
| CZECHOSLOVA | 12 282 | 38 873 | 3 649 | 11 056 | 2 012 | 5 971 |
| HUNGARY | 766 | 1 192 | 380 | 552 | 208 | 299 |
| RUMANIA | 1 604 | 9 052 | 721 | 4 087 | 392 | 2 182 |
| MOROCCO | 2 | 246 | 3 | 258 | 2 | 140 |
| EGYPT | 13 397 | 40 088 | 8 776 | 25 685 | 4 839 | 13 847 |
| SUDAN | 507 | 676 | 321 | 436 | 176 | 239 |
| IVORY COAST | 185 | 1 905 | 120 | 1 127 | 67 | 604 |
| TANZANIA | 225 | 1 175 | 30 | 156 | 17 | 84 |
| MOZAMBIQUE | | 300 | | 69 | | 37 |
| MAURITIUS | 2 907 | 8 058 | 1 524 | 4 221 | 842 | 2 273 |
| REP S AFRICA | 12 419 | 26 404 | 8 562 | 19 192 | 4 715 | 10 380 |
| USA | 42 248 | 94 100 | 24 025 | 56 736 | 13 221 | 30 654 |
| CANADA | 390 | 1 302 | 3 535 | 6 803 | 1 944 | 3 676 |
| MEXICO | 1 307 | 2 782 | 687 | 1 323 | 379 | 717 |
| GUATEMALA | 100 | 168 | 60 | 92 | 33 | 50 |
| EL SALVADOR | 2 705 | 6 278 | 1 613 | 3 613 | 888 | 1 956 |
| REP HAITI | 150 | 150 | 88 | 88 | 49 | 49 |
| COLOMBIA | 6 191 | 19 733 | 4 175 | 12 657 | 2 290 | 6 810 |
| PERU | 4 938 | 14 650 | 4 303 | 11 534 | 2 369 | 6 234 |
| BRAZIL | 39 883 | 110 127 | 23 950 | 65 379 | 13 199 | 35 298 |
| CHILE | | 453 | | 487 | | 258 |
| URUGUAY | 2 218 | 9 662 | 2 146 | 8 378 | 1 184 | 4 506 |
| ARGENTINA | 628 | 3 886 | 396 | 2 524 | 219 | 1 359 |
| ISRAEL | 3 067 | 9 277 | 3 104 | 8 931 | 1 712 | 4 813 |
| PAKISTAN | 3 090 | 3 570 | 1 464 | 1 732 | 802 | 942 |
| INDIA | 8 966 | 22 492 | 1 764 | 4 085 | 974 | 2 215 |
| BANGLADESH | 1 441 | 8 864 | 272 | 1 657 | 150 | 890 |
| SRI LANKA | 732 | 1 640 | 90 | 196 | 49 | 105 |
| THAILAND | 6 139 | 22 642 | 1 590 | 5 426 | 875 | 2 917 |
| INDONESIA | 452 | 1 953 | 295 | 976 | 161 | 525 |
| MALAYSIA | 2 075 | 5 329 | 1 234 | 3 276 | 676 | 1 765 |
| SINGAPORE | 3 360 | 9 548 | 1 639 | 4 603 | 902 | 2 481 |
| P REP CHINA | 1 315 | 8 001 | 730 | 4 053 | 402 | 2 182 |
| SOUTH KOREA | 5 699 | 27 627 | 4 332 | 17 267 | 2 382 | 9 305 |
| JAPAN | 3 926 | 9 377 | 4 349 | 11 128 | 2 387 | 5 994 |
| TAIWAN | 8 005 | 20 815 | 4 726 | 11 764 | 2 607 | 6 365 |
| HONG KONG | 71 | 222 | 122 | 332 | 68 | 179 |
| AUSTRALIA | 820 | 2 493 | 833 | 2 473 | 460 | 1 338 |

6 IMPORTS AND EXPORTS (SPECIAL TRADE) BY GROUPS OF THE SITC AND BY COUNTRIES OF PRODUCTION AND CONSUMPTION 1979

| GROUP COUNTRY | DT = 100 KG | | 1 000 DM | | 1 000 \$ | |
|------------------|-------------|-----------|-----------|-----------|-----------|-----------|
| | JULY/SEPT | JAN/SEPT | JULY/SEPT | JAN/SEPT | JULY/SEPT | JAN/SEPT |
| EXPORTS | 909 380 | 2 972 808 | 738 584 | 2 317 677 | 406 858 | 1 248 992 |
| FRANCE | 116 964 | 386 070 | 89 492 | 282 730 | 49 343 | 152 409 |
| BELGIUM LUX | 99 309 | 355 881 | 68 834 | 238 120 | 37 919 | 128 255 |
| NETHERLANDS | 112 910 | 384 222 | 85 619 | 286 678 | 47 175 | 154 451 |
| ITALY | 92 510 | 298 646 | 76 944 | 238 212 | 42 441 | 128 444 |
| UNITD KINGDOM | 79 415 | 266 316 | 58 403 | 187 045 | 32 149 | 100 731 |
| IRISH REP | 22 430 | 83 520 | 10 715 | 35 218 | 5 893 | 18 972 |
| DENMARK | 32 187 | 108 280 | 22 324 | 72 121 | 12 297 | 38 849 |
| ICELAND | 217 | 325 | 151 | 328 | 82 | 177 |
| NORWAY | 3 934 | 15 551 | 3 920 | 14 976 | 2 158 | 8 054 |
| SWEDEN | 13 483 | 49 071 | 12 191 | 41 868 | 6 715 | 22 549 |
| FINLAND | 11 139 | 32 902 | 10 412 | 31 849 | 5 740 | 17 170 |
| SWITZERLAND | 25 271 | 89 927 | 26 652 | 90 075 | 14 700 | 48 520 |
| AUSTRIA | 48 545 | 157 909 | 50 213 | 161 087 | 27 688 | 86 797 |
| PORTUGAL | 8 791 | 24 355 | 6 955 | 17 449 | 3 825 | 9 398 |
| SPAIN | 11 689 | 35 219 | 7 729 | 21 838 | 4 256 | 11 781 |
| MALTA | 186 | 803 | 817 | 2 705 | 448 | 1 455 |
| YUGOSLAVIA | 19 650 | 60 941 | 20 433 | 62 872 | 11 245 | 33 822 |
| GREECE | 10 336 | 29 517 | 10 155 | 28 784 | 5 588 | 15 515 |
| TURKEY | 5 934 | 13 310 | 3 824 | 8 087 | 2 110 | 4 386 |
| USSR | 27 321 | 75 090 | 24 206 | 62 423 | 13 320 | 33 703 |
| POLAND | 7 851 | 27 915 | 7 950 | 25 272 | 4 378 | 13 612 |
| CZECHOSLOVIA | 5 225 | 12 803 | 5 278 | 13 048 | 2 906 | 7 043 |
| HUNGARY | 15 555 | 63 794 | 14 108 | 54 796 | 7 762 | 29 506 |
| RUMANIA | 689 | 5 345 | 1 253 | 7 753 | 689 | 4 147 |
| BULGARIA | 1 350 | 4 803 | 1 090 | 5 867 | 930 | 3 152 |
| CANARY IS | 19 | 53 | 44 | 113 | 25 | 63 |
| MOROCCO | 9 527 | 29 169 | 5 521 | 16 273 | 3 041 | 8 779 |
| ALGERIA | 16 662 | 32 229 | 14 368 | 28 469 | 7 905 | 15 395 |
| TUNISIA | 2 435 | 7 686 | 3 168 | 8 859 | 1 743 | 4 766 |
| LIBYA | 173 | 228 | 1 217 | 2 342 | 667 | 1 264 |
| EGYPT | 2 084 | 4 957 | 1 461 | 3 176 | 802 | 1 713 |
| SUDAN | 106 | 193 | 157 | 259 | 87 | 140 |
| REP GUINEA | 67 | 67 | 111 | 113 | 61 | 62 |
| IVORY COAST | 7 | 141 | 19 | 155 | 11 | 84 |
| TQGO | 11 | 62 | 113 | 407 | 62 | 219 |
| NIGERIA | 2 075 | 19 798 | 2 076 | 14 085 | 1 148 | 7 583 |
| ZAIRE | 556 | 1 819 | 535 | 1 752 | 293 | 938 |
| ANGOLA | 189 | 413 | 135 | 474 | 74 | 257 |
| ETHIOPIA | 21 | 22 | 67 | 75 | 36 | 40 |
| KENYA | 756 | 2 613 | 534 | 1 497 | 293 | 800 |
| TANZANIA | 1 465 | 7 379 | 823 | 3 943 | 451 | 2 132 |
| MOZAMBIQUE | | 311 | | 674 | | 356 |
| MADAGASCAR | 757 | 2 682 | 691 | 2 591 | 379 | 1 390 |
| REUNION | 12 | 24 | 33 | 61 | 18 | 33 |
| MAURITIUS | 55 | 100 | 49 | 167 | 28 | 91 |
| ZAMBIA | 855 | 2 069 | 736 | 1 675 | 405 | 907 |
| REP S AFRICA | 18 190 | 55 765 | 11 826 | 34 747 | 6 521 | 18 708 |
| BOTSWANA | | 1 225 | | 583 | | 310 |
| USA | 8 497 | 27 716 | 15 379 | 51 089 | 8 458 | 27 556 |
| CANADA | 4 357 | 12 135 | 2 988 | 9 895 | 1 651 | 5 339 |
| MEXICO | 1 124 | 2 857 | 1 428 | 3 591 | 783 | 1 935 |
| GUATEMALA | 1 659 | 4 233 | 1 115 | 2 789 | 610 | 1 504 |
| EL SALVADOR | 354 | 1 384 | 208 | 761 | 113 | 409 |
| COSTA RICA | 110 | 157 | 102 | 166 | 56 | 89 |
| DOMINIC REP | 113 | 636 | 104 | 354 | 58 | 190 |
| COLOMBIA | 332 | 931 | 356 | 1 083 | 195 | 582 |
| VENEZUELA | 180 | 1 794 | 228 | 1 366 | 127 | 736 |
| ECUADOR | 949 | 1 183 | 674 | 893 | 373 | 489 |
| PERU | 9 | 28 | 49 | 190 | 27 | 103 |
| BRAZIL | 796 | 2 357 | 1 116 | 3 024 | 617 | 1 637 |
| CHILE | 343 | 858 | 528 | 1 169 | 287 | 628 |
| BOLIVIA | 2 | 34 | 10 | 111 | 5 | 61 |
| PARAGUAY | 17 | 40 | 35 | 74 | 19 | 39 |
| URUGUAY | 70 | 179 | 95 | 204 | 52 | 110 |
| ARGENTINA | 843 | 1 110 | 1 053 | 1 456 | 579 | 794 |
| CYPRUS | 154 | 420 | 350 | 1 080 | 192 | 582 |
| LEBANON | 637 | 1 867 | 734 | 1 956 | 401 | 1 050 |
| SYRIA | 12 698 | 21 174 | 6 271 | 10 831 | 3 448 | 5 881 |
| IRAQ | 8 274 | 18 195 | 6 575 | 13 606 | 3 620 | 7 356 |
| IRAN | 9 953 | 18 285 | 9 636 | 15 485 | 5 312 | 8 445 |
| ISRAEL | 5 697 | 22 787 | 4 598 | 15 363 | 2 528 | 8 271 |
| JORDAN | 15 | 166 | 48 | 216 | 26 | 116 |
| SAUDI ARABIA | 191 | 352 | 450 | 1 989 | 246 | 1 070 |
| KUWAIT | 46 | 82 | 97 | 271 | 54 | 147 |
| BAHRAIN | 1 | 23 | 88 | 178 | 50 | 100 |
| ARAB EMIRAT | 45 | 91 | 81 | 175 | 45 | 96 |
| AFGHANISTAN | 129 | 323 | 146 | 452 | 79 | 244 |
| PAKISTAN | 1 101 | 7 152 | 918 | 4 333 | 505 | 2 320 |
| INDIA | 182 | 8 049 | 96 | 3 329 | 52 | 1 785 |
| SRI LANKA | 227 | 550 | 149 | 564 | 82 | 301 |
| BURMA | 18 | 78 | 65 | 123 | 36 | 66 |
| THAILAND | 315 | 871 | 336 | 846 | 185 | 457 |
| VIETNAM | 1 000 | 3 860 | 586 | 2 276 | 326 | 1 229 |
| MALAYSIA | 144 | 1 522 | 389 | 2 582 | 215 | 1 383 |
| SINGAPORE | 172 | 453 | 429 | 1 037 | 236 | 559 |
| PHILIPPINES | 482 | 941 | 836 | 1 578 | 459 | 853 |
| P REP CHINA | 10 810 | 31 015 | 5 618 | 13 845 | 2 760 | 7 432 |
| SOUTH KOREA | 560 | 2 163 | 716 | 2 619 | 393 | 1 403 |
| JAPAN | 4 155 | 11 619 | 5 974 | 17 929 | 3 286 | 9 668 |
| TAIWAN | 274 | 813 | 278 | 845 | 153 | 456 |

6 IMPORTS AND EXPORTS (SPECIAL TRADE) BY GROUPS OF THE SITC AND BY COUNTRIES OF PRODUCTION AND CONSUMPTION 1979

| GROUP COUNTRY | DT = 100 KG | | 1 000 DM | | 1 000 \$ | |
|---------------------------|-------------|----------|-----------|-----------|-----------|----------|
| | JULY/SEPT | JAN/SEPT | JULY/SEPT | JAN/SEPT | JULY/SEPT | JAN/SEPT |
| HONG KONG | 1 443 | 5 138 | 1 262 | 3 754 | 690 | 2 024 |
| AUSTRALIA | 1 489 | 4 353 | 2 313 | 6 611 | 1 269 | 3 558 |
| NEW ZEALAND | 357 | 868 | 407 | 923 | 222 | 498 |
| 652 COTTON FABRICS, WOVEN | | | | | | |
| IMPORTS | 239 940 | 770 738 | 324 134 | 1 114 669 | 178 403 | 600 429 |
| FRANCE | 50 402 | 170 365 | 76 398 | 271 226 | 42 075 | 146 064 |
| BELGIUM LUX | 11 138 | 42 163 | 18 977 | 73 662 | 10 459 | 39 628 |
| NETHERLANDS | 17 082 | 61 313 | 29 278 | 103 165 | 16 123 | 55 586 |
| ITALY | 16 795 | 65 278 | 41 364 | 174 460 | 22 763 | 93 866 |
| UNTD KINGDOM | 2 137 | 8 796 | 4 978 | 16 295 | 2 742 | 8 789 |
| IRISH REP | 108 | 330 | 358 | 980 | 196 | 530 |
| DENMARK | 682 | 2 336 | 1 295 | 4 396 | 713 | 2 365 |
| NORWAY | 20 | 161 | 47 | 322 | 25 | 173 |
| SWEDEN | 925 | 2 870 | 2 202 | 7 053 | 1 208 | 3 792 |
| FINLAND | 585 | 1 594 | 1 047 | 3 472 | 575 | 1 858 |
| SWITZERLAND | 9 469 | 34 840 | 24 832 | 89 867 | 13 693 | 48 449 |
| AUSTRIA | 8 307 | 26 717 | 18 627 | 62 696 | 10 274 | 33 805 |
| PORTUGAL | 1 048 | 2 957 | 1 858 | 5 001 | 1 023 | 2 704 |
| SPAIN | 227 | 933 | 471 | 2 657 | 259 | 1 431 |
| YUGOSLAVIA | 2 017 | 6 856 | 1 622 | 5 303 | 892 | 2 858 |
| GREECE | 1 022 | 5 920 | 1 528 | 8 629 | 842 | 4 625 |
| TURKEY | 1 502 | 5 932 | 1 602 | 6 046 | 880 | 3 256 |
| USSR | 2 367 | 9 534 | 1 750 | 6 506 | 966 | 3 500 |
| POLAND | 1 171 | 3 488 | 1 257 | 3 874 | 689 | 2 088 |
| CZECHOSLOVA | 6 812 | 22 663 | 6 558 | 22 071 | 3 612 | 11 886 |
| HUNGARY | 1 243 | 3 943 | 1 677 | 4 935 | 925 | 2 668 |
| RUMANIA | 2 997 | 10 309 | 2 260 | 7 833 | 1 243 | 4 214 |
| BULGARIA | 232 | 1 596 | 158 | 973 | 87 | 519 |
| TUNISIA | 15 | 175 | 36 | 229 | 21 | 125 |
| EGYPT | 1 869 | 3 634 | 1 293 | 2 402 | 712 | 1 300 |
| TOGO | 141 | 563 | 135 | 574 | 74 | 308 |
| MADAGASCAR | 5 973 | 16 173 | 3 949 | 10 345 | 2 173 | 5 587 |
| REP S AFRICA | 121 | 121 | 116 | 117 | 65 | 65 |
| USA | 11 134 | 43 639 | 13 140 | 52 343 | 7 234 | 28 145 |
| MEXICO | 841 | 2 118 | 580 | 1 462 | 320 | 791 |
| GUATEMALA | 706 | 2 525 | 962 | 3 273 | 528 | 1 766 |
| COLOMBIA | 2 560 | 8 220 | 2 438 | 7 108 | 1 337 | 3 833 |
| PERU | 2 454 | 7 335 | 1 409 | 3 969 | 774 | 2 144 |
| BRAZIL | 12 341 | 33 518 | 8 538 | 23 490 | 4 697 | 12 678 |
| ARGENTINA | 84 | 1 050 | 48 | 478 | 27 | 259 |
| ISRAEL | 413 | 906 | 926 | 1 937 | 509 | 1 052 |
| AFGHANISTAN | | 75 | | 55 | | 30 |
| PAKISTAN | 11 946 | 29 622 | 7 257 | 17 448 | 3 976 | 9 412 |
| INDIA | 13 249 | 31 172 | 8 244 | 19 396 | 4 515 | 10 470 |
| THAILAND | 11 573 | 28 000 | 8 865 | 20 668 | 4 869 | 11 164 |
| MALAYSIA | 3 711 | 10 702 | 2 818 | 7 675 | 1 546 | 4 134 |
| SINGAPORE | 1 469 | 2 776 | 1 512 | 2 718 | 829 | 1 474 |
| P REP CHINA | 6 000 | 16 474 | 5 295 | 14 059 | 2 912 | 7 578 |
| SOUTH KOREA | 3 513 | 12 510 | 3 680 | 12 001 | 2 016 | 6 447 |
| JAPAN | 4 580 | 7 759 | 6 134 | 12 721 | 3 373 | 6 888 |
| TAIWAN | 4 561 | 15 075 | 4 604 | 13 836 | 2 524 | 7 452 |
| HONG KONG | 2 391 | 5 582 | 1 977 | 4 797 | 1 089 | 2 596 |
| EXPORTS | 199 514 | 649 677 | 364 500 | 1 205 752 | 200 797 | 649 503 |
| FRANCE | 67 134 | 202 836 | 98 201 | 300 310 | 54 156 | 161 945 |
| BELGIUM LUX | 8 717 | 31 420 | 16 917 | 59 568 | 9 329 | 32 058 |
| NETHERLANDS | 29 813 | 104 001 | 42 501 | 149 641 | 23 414 | 80 600 |
| ITALY | 22 060 | 67 374 | 27 468 | 91 778 | 15 142 | 49 446 |
| UNTD KINGDOM | 6 428 | 21 937 | 17 113 | 58 615 | 9 422 | 31 544 |
| IRISH REP | 439 | 1 628 | 1 626 | 5 464 | 897 | 2 945 |
| DENMARK | 2 924 | 9 439 | 5 987 | 18 255 | 3 300 | 9 847 |
| ICELAND | 135 | 384 | 262 | 789 | 146 | 428 |
| NORWAY | 677 | 2 208 | 2 148 | 6 723 | 1 185 | 3 626 |
| SWEDEN | 1 660 | 5 921 | 4 115 | 12 946 | 2 268 | 6 975 |
| FINLAND | 1 286 | 4 330 | 3 971 | 12 701 | 2 181 | 6 837 |
| SWITZERLAND | 6 657 | 25 457 | 15 676 | 54 932 | 8 630 | 29 529 |
| AUSTRIA | 8 451 | 25 971 | 18 544 | 59 695 | 10 219 | 32 187 |
| PORTUGAL | 630 | 2 051 | 1 594 | 5 866 | 879 | 3 160 |
| SPAIN | 183 | 435 | 608 | 1 361 | 332 | 742 |
| MALTA | 4 016 | 14 126 | 7 983 | 27 403 | 4 402 | 14 764 |
| YUGOSLAVIA | 4 388 | 13 749 | 12 253 | 37 429 | 6 744 | 20 188 |
| GREECE | 6 648 | 21 237 | 15 413 | 49 677 | 8 483 | 26 778 |
| TURKEY | 226 | 628 | 171 | 554 | 95 | 302 |
| USSR | 276 | 452 | 856 | 1 578 | 471 | 850 |
| POLAND | 2 548 | 6 707 | 5 900 | 17 716 | 3 238 | 9 555 |
| CZECHOSLOVA | 1 301 | 3 281 | 1 937 | 4 920 | 1 067 | 2 658 |
| HUNGARY | 4 569 | 14 734 | 9 277 | 32 670 | 5 106 | 17 595 |
| RUMANIA | 878 | 3 536 | 2 223 | 8 599 | 1 221 | 4 633 |
| BULGARIA | 486 | 2 065 | 1 027 | 4 576 | 563 | 2 459 |
| CANARY IS | 10 | 132 | 36 | 596 | 20 | 317 |
| MOROCCO | 259 | 1 517 | 576 | 2 598 | 317 | 1 394 |
| ALGERIA | 1 006 | 4 937 | 2 302 | 10 451 | 1 261 | 5 606 |
| TUNISIA | 3 795 | 14 633 | 8 590 | 32 300 | 4 726 | 17 381 |
| EGYPT | 101 | 184 | 307 | 488 | 170 | 266 |
| SUDAN | 340 | 399 | 189 | 220 | 103 | 119 |
| MAURITANIA | 145 | 438 | 629 | 1 848 | 345 | 995 |
| MALI | 570 | 1 141 | 2 769 | 5 354 | 1 519 | 2 895 |
| NIGER | 457 | 1 981 | 1 933 | 8 442 | 1 064 | 4 525 |

6 IMPORTS AND EXPORTS (SPECIAL TRADE) BY GROUPS OF THE SITC AND BY COUNTRIES OF PRODUCTION AND CONSUMPTION 1979

| GROUP COUNTRY | DT = 100 KG | | 1 000 DM | | 1 000 \$ | |
|------------------|-------------|----------|-----------|----------|-----------|----------|
| | JULY/SEPT | JAN/SEPT | JULY/SEPT | JAN/SEPT | JULY/SEPT | JAN/SEPT |
| SENEGAL | 397 | 1 537 | 1 272 | 5 594 | 696 | 3 009 |
| GAMBIA | 20 | 132 | 17 | 320 | 9 | 169 |
| SIERRA LEONE | 96 | 400 | 30 | 263 | 16 | 141 |
| LIBERIA | 161 | 607 | 679 | 2 604 | 372 | 1 403 |
| IVORY COAST | 111 | 255 | 435 | 813 | 237 | 438 |
| TOGO | 40 | 62 | 194 | 236 | 107 | 130 |
| BENIN | 285 | 1 859 | 1 157 | 7 353 | 638 | 3 967 |
| NIGERIA | 21 | 104 | 57 | 207 | 32 | 114 |
| CAMEROON | 186 | 305 | 666 | 949 | 365 | 517 |
| GABON | 16 | 52 | 22 | 85 | 10 | 43 |
| CONGO | 29 | 120 | 101 | 284 | 57 | 157 |
| ZAIRE | | 17 | | 62 | | 33 |
| ANGOLA | 404 | 593 | 747 | 990 | 414 | 544 |
| TANZANIA | 54 | 102 | 110 | 191 | 61 | 103 |
| MADAGASCAR | | 168 | | 165 | | 90 |
| REUNION | 14 | 23 | 32 | 66 | 19 | 35 |
| MAURITIUS | 13 | 174 | 56 | 313 | 31 | 170 |
| ZAMBIA | 178 | 558 | 213 | 634 | 117 | 342 |
| MALAWI | 12 | 71 | 11 | 106 | 6 | 57 |
| REP S AFRICA | 308 | 1 114 | 1 130 | 3 903 | 620 | 2 094 |
| USA | 609 | 2 894 | 2 014 | 7 613 | 1 118 | 4 105 |
| CANADA | 458 | 2 333 | 924 | 4 915 | 508 | 2 634 |
| GUATEMALA | 11 | 25 | 30 | 74 | 17 | 41 |
| NICARAGUA | 48 | 48 | 55 | 55 | 30 | 30 |
| COLOMBIA | | 54 | 2 | 99 | 2 | 53 |
| VENEZUELA | 70 | 103 | 118 | 242 | 64 | 129 |
| PERU | 10 | 10 | 55 | 55 | 30 | 30 |
| CHILE | 34 | 86 | 87 | 332 | 48 | 178 |
| BOLIVIA | 1 | 99 | 2 | 78 | 1 | 42 |
| ARGENTINA | 122 | 487 | 281 | 1 306 | 156 | 707 |
| CYPRUS | 524 | 1 820 | 1 100 | 3 261 | 605 | 1 762 |
| LEBANON | 295 | 765 | 697 | 1 814 | 384 | 977 |
| SYRIA | 144 | 548 | 267 | 623 | 114 | 334 |
| IRAQ | 77 | 336 | 202 | 1 034 | 112 | 558 |
| IRAN | 153 | 487 | 205 | 795 | 113 | 428 |
| ISRAEL | 784 | 4 303 | 1 603 | 5 513 | 881 | 2 969 |
| JORDAN | 51 | 422 | 92 | 433 | 50 | 232 |
| SAUDI ARABIA | 313 | 763 | 1 273 | 2 955 | 699 | 1 597 |
| KUWAIT | 81 | 287 | 320 | 1 060 | 176 | 571 |
| BAHRAIN | 23 | 82 | 76 | 275 | 43 | 150 |
| QATAR | 13 | 35 | 49 | 108 | 26 | 57 |
| ARAB EMIRAT | 59 | 145 | 232 | 531 | 128 | 286 |
| OMAN | 8 | 37 | 28 | 112 | 16 | 60 |
| SRI LANKA | 202 | 236 | 404 | 453 | 220 | 247 |
| THAILAND | 17 | 37 | 55 | 107 | 30 | 57 |
| INDONESIA | | 19 | | 75 | | 39 |
| MALAYSIA | 21 | 70 | 72 | 221 | 42 | 121 |
| SINGAPORE | 159 | 726 | 490 | 2 458 | 268 | 1 311 |
| PHILIPPINES | 2 | 86 | 10 | 228 | 5 | 121 |
| P REP CHINA | 32 | 209 | 152 | 358 | 83 | 194 |
| SOUTH KOREA | 94 | 393 | 287 | 1 229 | 157 | 655 |
| JAPAN | 1 932 | 7 645 | 10 126 | 40 535 | 5 572 | 21 721 |
| TAIWAN | 157 | 206 | 762 | 902 | 423 | 497 |
| HONG KONG | 798 | 2 559 | 2 401 | 8 671 | 1 322 | 4 659 |
| AUSTRALIA | 429 | 1 246 | 1 523 | 4 517 | 841 | 2 434 |
| NEW ZEALAND | 137 | 297 | 387 | 970 | 212 | 521 |

653 WOVN MAN-MADE FIB FABRIC

| IMPORTS | 192 730 | 656 345 | 334 407 | 1 138 746 | 184 131 | 613 505 |
|--------------|---------|---------|---------|-----------|---------|---------|
| FRANCE | 21 963 | 80 234 | 50 451 | 186 373 | 27 783 | 100 375 |
| BELGIUM LUX | 26 549 | 97 903 | 45 545 | 172 721 | 25 103 | 93 031 |
| NETHERLANDS | 24 848 | 92 948 | 37 983 | 135 288 | 20 959 | 72 876 |
| ITALY | 42 813 | 135 310 | 87 779 | 283 692 | 48 288 | 152 857 |
| UNTD KINGDOM | 7 507 | 24 479 | 10 072 | 31 173 | 5 543 | 16 799 |
| IRISH REP | 6 584 | 17 617 | 8 695 | 23 530 | 4 799 | 12 700 |
| DENMARK | 1 205 | 5 031 | 2 056 | 7 420 | 1 131 | 3 994 |
| NORWAY | 92 | 253 | 247 | 707 | 135 | 378 |
| SWEDEN | 592 | 1 843 | 1 106 | 3 802 | 609 | 2 052 |
| FINLAND | 59 | 152 | 244 | 619 | 135 | 335 |
| SWITZERLAND | 6 307 | 22 040 | 21 456 | 69 101 | 11 822 | 37 258 |
| AUSTRIA | 8 713 | 32 958 | 15 964 | 60 917 | 8 796 | 32 805 |
| PORTUGAL | 722 | 2 514 | 1 221 | 4 509 | 670 | 2 430 |
| SPAIN | 1 019 | 3 515 | 2 522 | 9 342 | 1 380 | 5 025 |
| YUGOSLAVIA | 282 | 999 | 338 | 1 130 | 185 | 610 |
| GREECE | 1 498 | 4 187 | 859 | 2 505 | 471 | 1 347 |
| TURKEY | 18 | 147 | 38 | 279 | 21 | 152 |
| USSR | 1 162 | 3 183 | 615 | 1 642 | 339 | 884 |
| POLAND | 1 391 | 7 139 | 945 | 5 481 | 519 | 2 951 |
| CZECHOSLOVA | 3 686 | 14 344 | 3 188 | 12 274 | 1 757 | 6 605 |
| HUNGARY | 1 426 | 3 627 | 699 | 1 734 | 384 | 931 |
| RUMANIA | 2 412 | 9 869 | 1 703 | 7 465 | 938 | 4 024 |
| BULGARIA | 51 | 347 | 58 | 269 | 31 | 143 |
| MOROCCO | 128 | 798 | 131 | 719 | 72 | 389 |
| USA | 2 913 | 10 190 | 5 159 | 17 794 | 2 838 | 9 569 |
| CANADA | 513 | 1 352 | 282 | 852 | 154 | 461 |
| GUATEMALA | 24 | 251 | 42 | 451 | 23 | 238 |
| SYRIA | 115 | 115 | 100 | 100 | 55 | 55 |
| ISRAEL | 997 | 2 071 | 2 405 | 4 820 | 1 324 | 2 612 |
| INDIA | 278 | 358 | 247 | 355 | 134 | 190 |
| THAILAND | 5 364 | 15 521 | 5 195 | 14 344 | 2 849 | 7 733 |

6 IMPORTS AND EXPORTS (SPECIAL TRADE) BY GROUPS OF THE SITC AND BY COUNTRIES OF PRODUCTION AND CONSUMPTION 1979

| GROUP COUNTRY | DT = 100 KG | | 1 000 DM | | 1 000 \$ | |
|------------------|-------------|----------|-----------|-----------|-----------|----------|
| | JULY/SEPT | JAN/SEPT | JULY/SEPT | JAN/SEPT | JULY/SEPT | JAN/SEPT |
| MALAYSIA | 3 069 | 7 536 | 3 136 | 7 819 | 1 722 | 4 220 |
| SINGAPORE | 155 | 155 | 275 | 275 | 150 | 150 |
| P REP CHINA | 3 909 | 11 444 | 3 161 | 8 584 | 1 739 | 4 632 |
| SOUTH KOREA | 1 847 | 6 208 | 1 906 | 6 201 | 1 047 | 3 339 |
| JAPAN | 7 284 | 21 114 | 13 663 | 37 083 | 7 517 | 20 003 |
| TAIWAN | 4 573 | 14 702 | 4 164 | 14 345 | 2 292 | 7 722 |
| HONG KONG | 642 | 3 768 | 663 | 2 678 | 364 | 1 443 |
| AUSTRALIA | 4 | 13 | 39 | 166 | 22 | 90 |
| EXPORTS | 252 866 | 851 072 | 485 346 | 1 634 599 | 267 317 | 880 730 |
| FRANCE | 33 357 | 124 146 | 62 244 | 214 735 | 34 310 | 115 788 |
| BELGIUM LUX | 26 462 | 94 800 | 31 030 | 117 223 | 17 118 | 63 146 |
| NETHERLANDS | 37 577 | 128 668 | 56 432 | 196 485 | 31 093 | 105 866 |
| ITALY | 20 990 | 73 253 | 37 035 | 130 172 | 20 387 | 70 076 |
| UNITED KINGDOM | 16 815 | 67 205 | 40 066 | 159 106 | 22 064 | 85 628 |
| IRISH REP | 1 387 | 4 213 | 2 749 | 8 767 | 1 513 | 4 722 |
| DENMARK | 4 351 | 16 356 | 8 395 | 29 519 | 4 629 | 15 896 |
| ICELAND | 174 | 469 | 481 | 1 424 | 263 | 758 |
| NORWAY | 3 744 | 9 833 | 8 454 | 21 907 | 4 660 | 11 836 |
| SWEDEN | 4 744 | 19 015 | 9 843 | 37 607 | 5 424 | 20 241 |
| FINLAND | 2 176 | 7 250 | 5 031 | 15 929 | 2 774 | 8 590 |
| SWITZERLAND | 9 519 | 31 536 | 23 983 | 80 347 | 13 217 | 43 300 |
| AUSTRIA | 16 017 | 50 905 | 33 562 | 108 870 | 18 496 | 58 689 |
| PORTUGAL | 407 | 1 612 | 1 283 | 4 755 | 706 | 2 558 |
| SPAIN | 1 940 | 4 542 | 2 643 | 7 248 | 1 456 | 3 913 |
| MALTA | 3 325 | 10 065 | 6 053 | 17 861 | 3 330 | 9 622 |
| YUGOSLAVIA | 9 744 | 35 573 | 22 602 | 81 392 | 12 445 | 43 838 |
| GREECE | 11 336 | 32 151 | 21 304 | 64 585 | 11 731 | 34 835 |
| TURKEY | 526 | 1 319 | 825 | 2 225 | 453 | 1 202 |
| USSR | 3 995 | 7 914 | 8 254 | 19 337 | 4 545 | 10 441 |
| POLAND | 3 090 | 9 966 | 8 206 | 27 093 | 4 511 | 14 610 |
| CZECHOSLOVAKIA | 893 | 2 344 | 2 571 | 6 255 | 1 417 | 3 389 |
| HUNGARY | 5 036 | 17 526 | 12 005 | 41 032 | 6 605 | 22 101 |
| RUMANIA | 3 623 | 10 707 | 6 677 | 20 684 | 3 667 | 11 140 |
| BULGARIA | 938 | 3 090 | 2 559 | 7 958 | 1 404 | 4 296 |
| CANARY IS | 5 | 22 | 19 | 57 | 10 | 31 |
| MOROCCO | 1 543 | 2 978 | 1 510 | 3 563 | 831 | 1 929 |
| ALGERIA | 235 | 667 | 879 | 1 938 | 490 | 1 060 |
| TUNISIA | 3 175 | 9 514 | 6 049 | 18 587 | 3 326 | 10 029 |
| EGYPT | 1 393 | 2 042 | 1 022 | 1 869 | 560 | 1 006 |
| SUDAN | 11 | 313 | 18 | 194 | 10 | 104 |
| MALI | 53 | 725 | 63 | 547 | 34 | 291 |
| NIGER | 4 | 40 | 8 | 189 | 5 | 103 |
| SENEGAL | 196 | 899 | 305 | 1 490 | 170 | 804 |
| GAMBIA | 13 | 85 | 16 | 77 | 8 | 40 |
| SIERRA LEONE | 32 | 61 | 21 | 83 | 11 | 44 |
| IVORY COAST | 73 | 280 | 195 | 570 | 108 | 309 |
| GHANA | | 430 | | 410 | | 217 |
| BENIN | 14 | 233 | 75 | 386 | 42 | 210 |
| NIGERIA | 249 | 360 | 383 | 591 | 213 | 324 |
| CAMEROON | 254 | 813 | 452 | 1 572 | 248 | 846 |
| CENT AFR EMP | 1 | 48 | 3 | 88 | 1 | 48 |
| GABON | 11 | 25 | 22 | 61 | 13 | 35 |
| CONGO | 113 | 164 | 233 | 350 | 128 | 190 |
| ZAIRE | | 64 | | 188 | | 102 |
| BURUNDI | 9 | 129 | 10 | 149 | 7 | 80 |
| ANGOLA | 108 | 492 | 588 | 1 204 | 322 | 650 |
| DJIBOUTI | 11 | 63 | 21 | 147 | 12 | 80 |
| KENYA | 41 | 195 | 134 | 449 | 73 | 242 |
| TANZANIA | 62 | 107 | 97 | 149 | 53 | 81 |
| MADAGASCAR | 34 | 190 | 80 | 352 | 43 | 188 |
| REUNION | 62 | 159 | 154 | 433 | 87 | 238 |
| MAURITIUS | 106 | 478 | 237 | 1 408 | 131 | 761 |
| ZAMBIA | 310 | 928 | 625 | 2 034 | 344 | 1 100 |
| MALAWI | 21 | 474 | 14 | 205 | 7 | 110 |
| REP S AFRICA | 1 951 | 5 891 | 4 895 | 15 758 | 2 698 | 8 474 |
| USA | 2 831 | 6 983 | 7 591 | 20 849 | 4 175 | 11 222 |
| CANADA | 681 | 3 256 | 1 977 | 8 087 | 1 089 | 4 343 |
| MEXICO | 79 | 423 | 372 | 1 013 | 206 | 548 |
| GUATEMALA | 14 | 49 | 45 | 144 | 25 | 78 |
| REP HAITI | 5 | 239 | 8 | 460 | 4 | 244 |
| COLOMBIA | 12 | 46 | 56 | 228 | 31 | 122 |
| VENEZUELA | 257 | 785 | 272 | 1 370 | 148 | 738 |
| BRAZIL | 446 | 851 | 405 | 827 | 222 | 448 |
| CHILE | 34 | 106 | 187 | 578 | 103 | 314 |
| PARAGUAY | 31 | 51 | 55 | 76 | 31 | 41 |
| URUGUAY | 126 | 171 | 133 | 264 | 74 | 144 |
| ARGENTINA | 1 092 | 1 366 | 2 365 | 3 362 | 1 301 | 1 833 |
| CYPRUS | 590 | 1 855 | 1 051 | 3 462 | 580 | 1 863 |
| LEBANON | 519 | 1 899 | 918 | 3 438 | 504 | 1 843 |
| SYRIA | 165 | 968 | 469 | 1 900 | 262 | 1 030 |
| IRAQ | 164 | 413 | 359 | 998 | 198 | 537 |
| IRAN | 722 | 873 | 798 | 1 154 | 439 | 626 |
| ISRAEL | 1 057 | 4 590 | 2 079 | 9 600 | 1 141 | 5 143 |
| JORDAN | 421 | 2 007 | 534 | 2 833 | 294 | 1 522 |
| SAUDI ARABIA | 1 333 | 3 800 | 6 468 | 17 364 | 3 559 | 9 370 |
| KUWAIT | 629 | 1 937 | 1 828 | 6 298 | 1 006 | 3 397 |
| BAHRAIN | 19 | 179 | 85 | 663 | 45 | 353 |
| QATAR | 38 | 130 | 115 | 441 | 62 | 237 |
| ARAB EMIRAT | 177 | 661 | 720 | 2 376 | 395 | 1 278 |
| OMAN | 32 | 105 | 149 | 428 | 85 | 235 |

6 IMPORTS AND EXPORTS (SPECIAL TRADE) BY GROUPS OF THE SITC AND BY COUNTRIES OF PRODUCTION AND CONSUMPTION 1979

| GROUP COUNTRY | DT = 100 KG | | 1 000 DM | | 1 000 \$ | |
|------------------|-------------|----------|-----------|----------|-----------|----------|
| | JULY/SEPT | JAN/SEPT | JULY/SEPT | JAN/SEPT | JULY/SEPT | JAN/SEPT |
| AFGHANISTAN | 15 | 56 | 71 | 303 | 40 | 166 |
| PAKISTAN | 40 | 132 | 25 | 65 | 14 | 35 |
| SRI LANKA | 867 | 964 | 1 175 | 1 327 | 644 | 724 |
| THAILAND | 61 | 198 | 139 | 476 | 76 | 256 |
| INDONESIA | 82 | 228 | 139 | 461 | 77 | 251 |
| MALAYSIA | 102 | 472 | 209 | 890 | 114 | 478 |
| SINGAPORE | 625 | 2 231 | 2 091 | 7 142 | 1 145 | 3 844 |
| PHILIPPINES | 321 | 812 | 659 | 1 585 | 365 | 862 |
| NORTH KOREA | | 15 | | 56 | | 30 |
| SOUTH KOREA | 760 | 1 049 | 872 | 1 683 | 482 | 914 |
| JAPAN | 1 280 | 3 667 | 5 414 | 16 638 | 2 982 | 8 933 |
| TAIWAN | 878 | 2 057 | 1 962 | 4 816 | 1 079 | 2 602 |
| HONG KONG | 1 750 | 4 370 | 4 396 | 11 178 | 2 415 | 6 024 |
| AUSTRALIA | 1 576 | 4 289 | 4 365 | 13 209 | 2 402 | 7 105 |
| NEW ZEALAND | 705 | 3 109 | 2 138 | 8 165 | 1 175 | 4 377 |
| FR POLYNESIA | 2 | 35 | 4 | 72 | 2 | 39 |

654 OTH WOVEN TEXTILE FABRIC

| IMPORTS | 127 873 | 361 977 | 276 478 | 774 655 | 152 085 | 417 373 |
|--------------|---------|---------|---------|---------|---------|---------|
| FRANCE | 12 790 | 40 989 | 27 118 | 83 324 | 14 902 | 44 819 |
| BELGIUM LUX | 11 528 | 39 096 | 14 075 | 49 999 | 7 759 | 26 910 |
| NETHERLANDS | 11 911 | 39 220 | 16 068 | 52 802 | 8 857 | 28 442 |
| ITALY | 58 284 | 150 407 | 154 378 | 403 182 | 84 877 | 217 310 |
| UNTD KINGDOM | 8 550 | 24 124 | 24 983 | 66 893 | 13 740 | 36 060 |
| IRISH REP | 140 | 501 | 533 | 1 677 | 297 | 906 |
| DENMARK | 987 | 3 183 | 1 063 | 3 558 | 585 | 1 913 |
| NORWAY | 75 | 577 | 127 | 623 | 69 | 336 |
| SWEDEN | 1 152 | 3 035 | 1 757 | 4 113 | 972 | 2 228 |
| SWITZERLAND | 1 701 | 5 552 | 8 499 | 25 967 | 4 688 | 13 991 |
| AUSTRIA | 2 363 | 8 595 | 7 109 | 25 162 | 3 919 | 13 524 |
| PORTUGAL | 171 | 677 | 496 | 1 051 | 274 | 570 |
| SPAIN | 639 | 1 953 | 1 912 | 5 766 | 1 051 | 3 110 |
| YUGOSLAVIA | 794 | 1 761 | 176 | 408 | 96 | 220 |
| GREECE | 21 | 81 | 31 | 144 | 16 | 73 |
| POLAND | 828 | 1 780 | 738 | 1 558 | 409 | 848 |
| CZECHOSLOVA | 1 215 | 2 711 | 900 | 2 007 | 498 | 1 087 |
| HUNGARY | 41 | 775 | 15 | 446 | 7 | 238 |
| RUMANIA | 130 | 216 | 287 | 440 | 157 | 239 |
| REP S AFRICA | 95 | 303 | 26 | 86 | 14 | 47 |
| USA | 539 | 2 611 | 898 | 3 481 | 491 | 1 872 |
| PERU | 6 | 110 | 28 | 458 | 16 | 246 |
| BRAZIL | 57 | 429 | 509 | 978 | 279 | 529 |
| URUGUAY | 876 | 1 750 | 2 364 | 4 577 | 1 297 | 2 478 |
| ARGENTINA | 481 | 852 | 1 399 | 2 347 | 769 | 1 276 |
| ISRAEL | 9 | 24 | 29 | 56 | 16 | 31 |
| PAKISTAN | 150 | 150 | 61 | 61 | 33 | 33 |
| INDIA | 8 818 | 19 380 | 5 772 | 17 206 | 3 170 | 9 268 |
| BANGLADESH | 2 656 | 8 344 | 492 | 1 427 | 268 | 769 |
| THAILAND | 15 | 159 | 144 | 597 | 81 | 326 |
| VIETNAM | | 35 | | 76 | | 40 |
| P REP CHINA | 295 | 1 117 | 2 916 | 9 271 | 1 611 | 4 990 |
| SOUTH KOREA | 191 | 650 | 864 | 2 536 | 478 | 1 370 |
| JAPAN | 282 | 435 | 549 | 1 432 | 301 | 773 |
| HONG KONG | 9 | 152 | 98 | 696 | 54 | 370 |
| EXPORTS | 66 904 | 184 708 | 148 193 | 397 418 | 81 522 | 214 059 |
| FRANCE | 1 869 | 6 562 | 5 643 | 18 541 | 3 099 | 9 975 |
| BELGIUM LUX | 1 976 | 6 463 | 4 710 | 13 551 | 2 600 | 7 304 |
| NETHERLANDS | 11 375 | 35 930 | 18 228 | 57 878 | 10 035 | 31 176 |
| ITALY | 4 205 | 11 700 | 11 184 | 30 047 | 6 160 | 16 168 |
| UNTD KINGDOM | 971 | 2 474 | 2 816 | 7 749 | 1 551 | 4 178 |
| IRISH REP | 744 | 2 450 | 1 093 | 3 350 | 605 | 1 818 |
| DENMARK | 1 745 | 5 688 | 2 265 | 6 470 | 1 245 | 3 478 |
| ICELAND | 35 | 76 | 94 | 204 | 52 | 112 |
| NORWAY | 298 | 995 | 792 | 2 497 | 434 | 1 342 |
| SWEDEN | 880 | 2 458 | 2 495 | 6 137 | 1 371 | 3 310 |
| FINLAND | 723 | 2 365 | 1 195 | 4 393 | 651 | 2 352 |
| SWITZERLAND | 3 265 | 9 717 | 8 973 | 26 518 | 4 947 | 14 296 |
| AUSTRIA | 10 851 | 30 469 | 17 845 | 46 461 | 9 822 | 25 057 |
| PORTUGAL | 230 | 552 | 630 | 1 722 | 348 | 931 |
| SPAIN | 257 | 602 | 885 | 1 777 | 485 | 962 |
| MALTA | 590 | 1 490 | 1 609 | 4 007 | 887 | 2 171 |
| YUGOSLAVIA | 8 098 | 21 905 | 20 889 | 54 465 | 11 489 | 29 297 |
| GREECE | 4 039 | 9 629 | 9 855 | 23 635 | 5 422 | 12 748 |
| TURKEY | 100 | 268 | 330 | 834 | 179 | 447 |
| POLAND | 3 905 | 7 364 | 8 844 | 17 322 | 4 858 | 9 351 |
| CZECHOSLOVA | 371 | 1 182 | 919 | 2 766 | 506 | 1 489 |
| HUNGARY | 3 176 | 7 432 | 7 699 | 18 554 | 4 226 | 9 973 |
| RUMANIA | 3 188 | 4 819 | 6 954 | 10 584 | 3 816 | 5 733 |
| BULGARIA | 625 | 907 | 1 141 | 1 635 | 626 | 889 |
| MOROCCO | 101 | 222 | 204 | 414 | 112 | 224 |
| TUNISIA | 465 | 902 | 962 | 1 920 | 529 | 1 038 |
| SENEGAL | 27 | 120 | 47 | 184 | 26 | 99 |
| NIGERIA | 13 | 33 | 26 | 85 | 14 | 46 |
| MAURITIUS | 94 | 328 | 341 | 1 197 | 188 | 646 |
| ZAMBIA | 40 | 76 | 90 | 172 | 50 | 94 |
| REP S AFRICA | 55 | 228 | 149 | 681 | 83 | 361 |
| USA | 584 | 1 741 | 1 842 | 5 505 | 1 015 | 2 966 |
| CANADA | 126 | 403 | 348 | 1 365 | 193 | 735 |

6 IMPORTS AND EXPORTS (SPECIAL TRADE) BY GROUPS OF THE SITC AND BY COUNTRIES OF PRODUCTION AND CONSUMPTION 1979

| GROUP COUNTRY | DT = 100 KG | | 1 000 DM | | 1 000 \$ | |
|------------------|-------------|----------|-----------|----------|-----------|----------|
| | JULY/SEPT | JAN/SEPT | JULY/SEPT | JAN/SEPT | JULY/SEPT | JAN/SEPT |
| VENEZUELA | 7 | 71 | 40 | 231 | 21 | 124 |
| BRAZIL | 119 | 238 | 93 | 207 | 51 | 109 |
| CHILE | 1 | 70 | 9 | 78 | 5 | 41 |
| ARGENTINA | 33 | 50 | 53 | 146 | 29 | 77 |
| CYPRUS | 27 | 32 | 74 | 91 | 43 | 52 |
| LEBANON | 61 | 96 | 155 | 268 | 85 | 144 |
| SYRIA | 84 | 395 | 141 | 1 506 | 77 | 810 |
| IRAN | 150 | 261 | 606 | 940 | 331 | 509 |
| ISRAEL | 121 | 367 | 347 | 962 | 189 | 514 |
| SAUDI ARABIA | 256 | 715 | 572 | 1 630 | 316 | 876 |
| KUWAIT | 15 | 51 | 67 | 180 | 38 | 98 |
| INDIA | 4 | 16 | 12 | 69 | 7 | 36 |
| SINGAPORE | 28 | 43 | 421 | 482 | 231 | 262 |
| PHILIPPINES | | 26 | 1 | 117 | 1 | 63 |
| SOUTH KOREA | 459 | 2 818 | 1 010 | 5 436 | 557 | 2 917 |
| JAPAN | 195 | 915 | 2 310 | 9 060 | 1 266 | 4 844 |
| TAIWAN | 16 | 43 | 58 | 83 | 32 | 47 |
| HONG KONG | 116 | 379 | 582 | 1 449 | 318 | 778 |
| AUSTRALIA | 34 | 135 | 142 | 569 | 79 | 304 |
| NEW ZEALAND | 51 | 137 | 176 | 580 | 95 | 309 |

655 KNIT ETC FABRICS

| | | | | | | |
|--------------|---------|---------|---------|---------|---------|---------|
| IMPORTS | 65 650 | 198 583 | 131 769 | 399 648 | 72 583 | 215 408 |
| FRANCE | 5 669 | 19 699 | 16 459 | 56 681 | 9 059 | 30 492 |
| BELGIUM LUX | 1 335 | 5 457 | 2 604 | 9 386 | 1 439 | 5 049 |
| NETHERLANDS | 13 017 | 41 181 | 20 531 | 66 989 | 11 317 | 36 091 |
| ITALY | 21 103 | 61 330 | 46 236 | 137 561 | 25 456 | 74 155 |
| UNTD KINGDOM | 3 596 | 10 159 | 6 510 | 18 466 | 3 586 | 9 950 |
| IRISH REP | 100 | 312 | 283 | 787 | 157 | 424 |
| DENMARK | 111 | 392 | 308 | 1 066 | 171 | 573 |
| NORWAY | 233 | 499 | 430 | 910 | 237 | 493 |
| SWEDEN | 114 | 333 | 249 | 650 | 136 | 351 |
| SWITZERLAND | 3 821 | 10 472 | 11 274 | 32 665 | 6 217 | 17 623 |
| AUSTRIA | 7 447 | 21 310 | 13 859 | 37 219 | 7 644 | 20 108 |
| PORTUGAL | 16 | 37 | 33 | 74 | 17 | 37 |
| SPAIN | 1 372 | 4 123 | 2 691 | 7 548 | 1 480 | 4 078 |
| MALTA | 257 | 1 288 | 266 | 1 146 | 149 | 620 |
| YUGOSLAVIA | 134 | 252 | 143 | 258 | 79 | 141 |
| GREECE | 2 063 | 6 616 | 2 645 | 8 526 | 1 452 | 4 590 |
| TURKEY | 65 | 819 | 96 | 768 | 53 | 410 |
| POLAND | 1 181 | 3 227 | 1 511 | 4 265 | 830 | 2 296 |
| CZECHOSLOVA | 705 | 1 904 | 381 | 1 134 | 210 | 611 |
| HUNGARY | 1 428 | 4 677 | 815 | 2 586 | 450 | 1 390 |
| RUMANIA | | 72 | | 68 | | 36 |
| USA | 942 | 1 496 | 1 568 | 3 108 | 864 | 1 689 |
| ISRAEL | 442 | 1 105 | 803 | 1 965 | 442 | 1 064 |
| SINGAPORE | 20 | 22 | 69 | 71 | 36 | 37 |
| SOUTH KOREA | 1 | 135 | 1 | 207 | 1 | 110 |
| JAPAN | 444 | 1 336 | 1 910 | 5 174 | 1 050 | 2 792 |
| TAIWAN | 9 | 240 | 13 | 196 | 7 | 103 |
| HONG KONG | 6 | 16 | 19 | 58 | 11 | 32 |
| EXPORTS | 125 187 | 362 396 | 251 343 | 731 653 | 138 452 | 394 528 |
| FRANCE | 21 646 | 60 101 | 39 709 | 117 690 | 21 890 | 63 475 |
| BELGIUM LUX | 12 901 | 35 062 | 19 660 | 53 592 | 10 838 | 28 915 |
| NETHERLANDS | 22 924 | 67 425 | 43 623 | 127 801 | 24 041 | 68 959 |
| ITALY | 9 361 | 26 040 | 15 634 | 43 650 | 8 620 | 23 550 |
| UNTD KINGDOM | 4 618 | 14 101 | 10 102 | 29 438 | 5 553 | 15 871 |
| IRISH REP | 1 010 | 3 815 | 2 051 | 6 989 | 1 128 | 3 764 |
| DENMARK | 826 | 2 556 | 1 993 | 6 407 | 1 101 | 3 447 |
| ICELAND | 18 | 37 | 73 | 158 | 41 | 89 |
| NORWAY | 316 | 817 | 765 | 2 314 | 421 | 1 247 |
| SWEDEN | 770 | 2 240 | 2 201 | 6 192 | 1 209 | 3 335 |
| FINLAND | 354 | 1 083 | 1 011 | 3 019 | 558 | 1 627 |
| SWITZERLAND | 5 695 | 17 832 | 13 818 | 40 637 | 7 615 | 21 921 |
| AUSTRIA | 10 623 | 32 970 | 22 613 | 69 896 | 12 455 | 37 667 |
| PORTUGAL | 145 | 395 | 418 | 1 041 | 228 | 560 |
| SPAIN | 430 | 1 217 | 1 014 | 3 154 | 562 | 1 703 |
| MALTA | 482 | 1 330 | 1 021 | 2 606 | 559 | 1 403 |
| YUGOSLAVIA | 4 432 | 14 890 | 11 693 | 38 316 | 6 441 | 20 624 |
| GREECE | 7 472 | 20 349 | 15 454 | 41 172 | 8 519 | 22 226 |
| TURKEY | 64 | 95 | 108 | 227 | 59 | 122 |
| USSR | 1 282 | 4 279 | 1 795 | 6 420 | 987 | 3 440 |
| POLAND | 1 763 | 4 164 | 4 737 | 11 988 | 2 601 | 6 463 |
| CZECHOSLOVA | 1 185 | 2 893 | 2 897 | 7 137 | 1 596 | 3 869 |
| HUNGARY | 4 428 | 12 579 | 11 894 | 33 854 | 6 545 | 18 242 |
| RUMANIA | 912 | 2 556 | 2 645 | 6 889 | 1 449 | 3 709 |
| BULGARIA | 1 288 | 3 583 | 3 144 | 8 159 | 1 727 | 4 404 |
| MOROCCO | 610 | 1 207 | 784 | 1 656 | 433 | 898 |
| ALGERIA | 172 | 309 | 348 | 571 | 191 | 310 |
| TUNISIA | 1 726 | 4 774 | 3 052 | 9 285 | 1 685 | 5 007 |
| EGYPT | 131 | 298 | 397 | 762 | 218 | 413 |
| SUDAN | | 116 | | 134 | | 71 |
| MALI | 108 | 145 | 122 | 165 | 68 | 91 |
| SENEGAL | 147 | 717 | 178 | 869 | 97 | 466 |
| GAMBIA | | 51 | | 61 | | 32 |
| REP GUINEA | 28 | 28 | 65 | 65 | 36 | 36 |
| SIERRA LEONE | 70 | 387 | 32 | 385 | 18 | 205 |
| IVORY COAST | 11 | 157 | 25 | 239 | 15 | 130 |

6 IMPORTS AND EXPORTS (SPECIAL TRADE) BY GROUPS OF THE SITC AND BY COUNTRIES OF PRODUCTION AND CONSUMPTION 1979

| GROUP COUNTRY | DT = 100 KG | | 1 000 DM | | 1 000 \$ | |
|-------------------------------|-------------|----------|-----------|----------|-----------|----------|
| | JULY/SEPT | JAN/SEPT | JULY/SEPT | JAN/SEPT | JULY/SEPT | JAN/SEPT |
| GHANA | | 64 | | 118 | | 64 |
| NIGERIA | 24 | 63 | 23 | 75 | 12 | 39 |
| CAMEROON | 138 | 630 | 198 | 1 020 | 110 | 546 |
| BURUNDI | 1 | 32 | 3 | 58 | 1 | 30 |
| ANGOLA | 447 | 765 | 665 | 1 595 | 365 | 865 |
| MADAGASCAR | 42 | 257 | 82 | 347 | 46 | 189 |
| REUNION | 16 | 30 | 55 | 91 | 30 | 48 |
| MAURITIUS | 30 | 250 | 83 | 500 | 45 | 267 |
| ZAMBIA | 225 | 710 | 461 | 1 441 | 253 | 776 |
| REP S AFRICA | 442 | 1 526 | 992 | 3 375 | 545 | 1 812 |
| BOTSWANA | 19 | 93 | 22 | 120 | 12 | 64 |
| USA | 760 | 2 903 | 1 579 | 6 223 | 871 | 3 350 |
| CANADA | 159 | 534 | 474 | 1 570 | 262 | 844 |
| VENEZUELA | 7 | 54 | 40 | 227 | 21 | 120 |
| ARGENTINA | 28 | 39 | 104 | 149 | 58 | 84 |
| CYPRUS | 576 | 1 304 | 908 | 2 198 | 500 | 1 188 |
| LEBANON | 621 | 1 691 | 1 017 | 2 444 | 562 | 1 329 |
| SYRIA | 209 | 501 | 220 | 574 | 123 | 311 |
| IRAQ | 8 | 147 | 28 | 206 | 16 | 111 |
| IRAN | 3 | 70 | 10 | 86 | 6 | 47 |
| ISRAEL | 400 | 955 | 890 | 2 346 | 490 | 1 266 |
| JORDAN | 137 | 258 | 185 | 349 | 100 | 187 |
| SAUDI ARABIA | 112 | 487 | 274 | 896 | 153 | 485 |
| KUWAIT | 265 | 566 | 305 | 963 | 167 | 520 |
| BAHRAIN | 9 | 54 | 21 | 124 | 11 | 66 |
| QATAR | 6 | 67 | 17 | 249 | 9 | 133 |
| ARAB EMIRAT | 141 | 375 | 447 | 1 058 | 246 | 570 |
| AFGHANISTAN | 4 | 24 | 14 | 82 | 8 | 44 |
| THAILAND | 37 | 59 | 73 | 151 | 40 | 80 |
| MALAYSIA | 35 | 152 | 64 | 200 | 36 | 106 |
| SINGAPORE | 213 | 647 | 784 | 1 708 | 429 | 927 |
| PHILIPPINES | 32 | 98 | 136 | 351 | 73 | 185 |
| P REP CHINA | 32 | 120 | 80 | 297 | 44 | 161 |
| SOUTH KOREA | 88 | 225 | 342 | 877 | 189 | 471 |
| JAPAN | 660 | 1 931 | 2 067 | 6 504 | 1 137 | 3 497 |
| TAIWAN | 42 | 234 | 137 | 660 | 76 | 355 |
| HONG KONG | 902 | 2 374 | 2 303 | 5 529 | 1 269 | 2 982 |
| AUSTRALIA | 337 | 1 047 | 894 | 2 834 | 490 | 1 530 |
| NEW ZEALAND | 37 | 151 | 125 | 458 | 67 | 241 |
| 656 LACE, RIBBONS, TULLE, ETC | | | | | | |
| IMPORTS | 17 748 | 61 295 | 50 532 | 172 101 | 27 835 | 92 669 |
| FRANCE | 2 123 | 8 461 | 9 621 | 35 863 | 5 302 | 19 312 |
| BELGIUM LUX | 1 088 | 3 079 | 1 993 | 6 210 | 1 101 | 3 354 |
| NETHERLANDS | 1 331 | 3 961 | 2 497 | 7 058 | 1 379 | 3 814 |
| ITALY | 5 236 | 17 066 | 7 854 | 25 406 | 4 327 | 13 693 |
| UNTD KINGDOM | 760 | 3 040 | 2 103 | 6 946 | 1 156 | 3 725 |
| IRISH REP | 427 | 756 | 1 040 | 2 140 | 575 | 1 162 |
| DENMARK | 25 | 84 | 92 | 342 | 50 | 189 |
| SWEDEN | 85 | 186 | 166 | 396 | 89 | 209 |
| FINLAND | 43 | 593 | 56 | 596 | 32 | 320 |
| SWITZERLAND | 1 102 | 5 446 | 7 121 | 24 084 | 3 924 | 12 959 |
| AUSTRIA | 1 264 | 4 384 | 9 144 | 32 239 | 5 032 | 17 359 |
| SPAIN | 1 544 | 5 867 | 2 450 | 9 299 | 1 353 | 5 003 |
| MALTA | 72 | 261 | 119 | 406 | 65 | 218 |
| POLAND | 57 | 398 | 65 | 423 | 36 | 225 |
| CZECHOSLOVIA | 1 056 | 2 770 | 1 355 | 3 647 | 745 | 1 961 |
| HUNGARY | 21 | 101 | 37 | 180 | 21 | 98 |
| REP S AFRICA | 52 | 174 | 142 | 456 | 79 | 248 |
| USA | 417 | 1 049 | 2 091 | 7 579 | 1 152 | 4 073 |
| CANADA | 51 | 109 | 195 | 640 | 107 | 343 |
| BRAZIL | 35 | 83 | 177 | 406 | 97 | 218 |
| PAKISTAN | 4 | 9 | 103 | 266 | 55 | 139 |
| INDIA | 32 | 371 | 119 | 1 237 | 64 | 660 |
| MALAYSIA | 44 | 78 | 460 | 793 | 252 | 429 |
| SOUTH KOREA | 12 | 14 | 51 | 65 | 27 | 36 |
| JAPAN | 694 | 1 926 | 1 135 | 3 863 | 624 | 2 080 |
| TAIWAN | 15 | 81 | 30 | 145 | 15 | 75 |
| HONG KONG | 150 | 892 | 284 | 1 231 | 157 | 666 |
| EXPORTS | 13 350 | 42 033 | 41 210 | 130 681 | 22 700 | 70 418 |
| FRANCE | 1 094 | 3 504 | 3 494 | 11 682 | 1 922 | 6 288 |
| BELGIUM LUX | 873 | 2 353 | 1 998 | 6 226 | 1 102 | 3 361 |
| NETHERLANDS | 1 375 | 4 171 | 4 201 | 13 250 | 2 312 | 7 135 |
| ITALY | 699 | 2 354 | 2 593 | 8 030 | 1 432 | 4 329 |
| UNTD KINGDOM | 521 | 1 303 | 2 323 | 5 709 | 1 282 | 3 085 |
| IRISH REP | 20 | 65 | 91 | 280 | 50 | 150 |
| DENMARK | 495 | 1 495 | 1 540 | 4 813 | 854 | 2 602 |
| ICELAND | 17 | 39 | 72 | 176 | 43 | 98 |
| NORWAY | 78 | 271 | 513 | 1 726 | 280 | 924 |
| SWEDEN | 622 | 1 532 | 1 573 | 4 714 | 865 | 2 543 |
| FINLAND | 528 | 1 733 | 1 095 | 3 560 | 603 | 1 911 |
| SWITZERLAND | 512 | 1 807 | 1 813 | 6 395 | 996 | 3 444 |
| AUSTRIA | 2 271 | 7 275 | 6 457 | 19 872 | 3 556 | 10 722 |
| PORTUGAL | 27 | 108 | 128 | 443 | 69 | 235 |
| SPAIN | 111 | 781 | 418 | 2 486 | 231 | 1 327 |
| MALTA | 91 | 300 | 330 | 1 190 | 182 | 643 |
| YUGOSLAVIA | 485 | 1 552 | 2 210 | 6 945 | 1 215 | 3 742 |
| GREECE | 268 | 1 076 | 958 | 3 644 | 532 | 1 970 |

6 IMPORTS AND EXPORTS (SPECIAL TRADE) BY GROUPS OF THE SITC AND BY COUNTRIES OF PRODUCTION AND CONSUMPTION 1979

| GROUP COUNTRY | DT = 100 KG | | 1 000 DM | | 1 000 \$ | |
|------------------|-------------|----------|-----------|----------|-----------|----------|
| | JULY/SEPT | JAN/SEPT | JULY/SEPT | JAN/SEPT | JULY/SEPT | JAN/SEPT |
| TURKEY | 15 | 40 | 55 | 161 | 28 | 83 |
| USSR | 161 | 251 | 204 | 324 | 112 | 176 |
| POLAND | 75 | 247 | 357 | 1 081 | 196 | 580 |
| CZECHOSLOVA | 109 | 405 | 357 | 1 395 | 193 | 740 |
| HUNGARY | 238 | 641 | 976 | 2 865 | 534 | 1 547 |
| RUMANIA | 42 | 198 | 329 | 920 | 183 | 502 |
| BULGARIA | 35 | 131 | 150 | 541 | 84 | 296 |
| MOROCCO | 441 | 797 | 432 | 1 006 | 237 | 538 |
| ALGERIA | 117 | 135 | 257 | 310 | 142 | 171 |
| TUNISIA | 132 | 411 | 545 | 1 666 | 302 | 904 |
| EGYPT | 46 | 107 | 86 | 235 | 48 | 127 |
| SUDAN | 31 | 116 | 61 | 260 | 34 | 140 |
| SENEGAL | | 14 | | 167 | | 90 |
| GHANA | | 60 | | 145 | | 78 |
| NIGERIA | 3 | 169 | 6 | 254 | 3 | 136 |
| ZAIRE | 16 | 17 | 76 | 78 | 41 | 42 |
| ANGOLA | 1 | 13 | 12 | 119 | 7 | 63 |
| KENYA | 1 | 24 | 12 | 77 | 6 | 41 |
| TANZANIA | | 34 | | 88 | | 48 |
| MAURITIUS | 9 | 22 | 56 | 111 | 32 | 59 |
| ZAMBIA | 12 | 26 | 51 | 109 | 28 | 60 |
| REP S AFRICA | 17 | 86 | 126 | 577 | 70 | 309 |
| USA | 629 | 2 800 | 1 311 | 4 798 | 720 | 2 579 |
| CANADA | 180 | 1 077 | 349 | 1 961 | 192 | 1 043 |
| CHILE | 8 | 33 | 141 | 221 | 75 | 119 |
| BOLIVIA | 5 | 7 | 66 | 119 | 36 | 65 |
| CYPRUS | 20 | 51 | 127 | 369 | 70 | 200 |
| LEBANON | 10 | 46 | 57 | 168 | 30 | 88 |
| IRAQ | 61 | 182 | 116 | 339 | 64 | 183 |
| IRAN | 158 | 335 | 195 | 554 | 107 | 300 |
| ISRAEL | 72 | 147 | 228 | 559 | 126 | 308 |
| JORDAN | 4 | 24 | 18 | 69 | 9 | 36 |
| SAUDI ARABIA | 53 | 249 | 287 | 1 551 | 160 | 840 |
| KUWAIT | 5 | 40 | 16 | 138 | 10 | 76 |
| BAHRAIN | 4 | 4 | 41 | 63 | 23 | 35 |
| ARAB EMIRAT | 61 | 129 | 234 | 541 | 131 | 296 |
| THAILAND | 24 | 81 | 80 | 197 | 44 | 107 |
| INDONESIA | 4 | 14 | 18 | 62 | 10 | 34 |
| MALAYSIA | 4 | 14 | 31 | 92 | 14 | 47 |
| SINGAPORE | 31 | 99 | 135 | 370 | 75 | 199 |
| PHILIPPINES | 30 | 62 | 110 | 257 | 59 | 137 |
| P REP CHINA | 3 | 9 | 32 | 88 | 17 | 46 |
| SOUTH KOREA | 14 | 55 | 102 | 330 | 55 | 175 |
| JAPAN | 47 | 108 | 325 | 930 | 181 | 502 |
| TAIWAN | 3 | 28 | 12 | 109 | 9 | 58 |
| HONG KONG | 136 | 313 | 513 | 1 343 | 287 | 724 |
| AUSTRALIA | 57 | 230 | 226 | 833 | 125 | 450 |
| NEW ZEALAND | 8 | 16 | 57 | 123 | 30 | 65 |

657 SPECIAL TEXTILE ETC PROD

| IMPORTS | 271 493 | 896 540 | 218 275 | 671 326 | 120 178 | 361 651 |
|--------------|---------|---------|---------|---------|---------|---------|
| FRANCE | 50 276 | 147 030 | 36 759 | 105 308 | 20 243 | 56 766 |
| BELGIUM LUX | 40 235 | 129 630 | 31 310 | 99 463 | 17 260 | 53 604 |
| NETHERLANDS | 37 203 | 122 108 | 31 911 | 104 556 | 17 564 | 56 303 |
| ITALY | 22 115 | 67 572 | 34 296 | 112 438 | 18 870 | 60 558 |
| UNTD KINGDOM | 9 198 | 23 017 | 10 670 | 26 680 | 5 868 | 14 408 |
| IRISH REP | 123 | 274 | 949 | 2 288 | 523 | 1 238 |
| DENMARK | 2 117 | 8 745 | 1 444 | 5 308 | 797 | 2 855 |
| NORWAY | 1 367 | 5 542 | 1 373 | 4 965 | 754 | 2 664 |
| SWEDEN | 2 804 | 9 170 | 4 319 | 13 449 | 2 380 | 7 246 |
| FINLAND | 1 755 | 4 217 | 1 516 | 3 618 | 837 | 1 946 |
| SWITZERLAND | 6 296 | 18 645 | 12 554 | 35 558 | 6 928 | 19 198 |
| AUSTRIA | 13 763 | 36 692 | 10 913 | 29 991 | 6 001 | 16 163 |
| PORTUGAL | 14 095 | 39 979 | 2 564 | 6 960 | 1 409 | 3 751 |
| SPAIN | 3 730 | 8 679 | 2 670 | 7 062 | 1 470 | 3 812 |
| MALTA | 9 | 44 | 21 | 104 | 12 | 56 |
| YUGOSLAVIA | 3 567 | 8 019 | 1 595 | 4 215 | 880 | 2 274 |
| GREECE | 1 043 | 2 369 | 357 | 735 | 199 | 401 |
| POLAND | 345 | 1 277 | 241 | 877 | 132 | 474 |
| CZECHOSLOVA | 1 294 | 3 607 | 871 | 2 213 | 479 | 1 194 |
| HUNGARY | 2 280 | 4 498 | 853 | 1 840 | 474 | 999 |
| TUNISIA | 11 | 19 | 35 | 60 | 19 | 33 |
| KENYA | 150 | 2 461 | 23 | 297 | 13 | 158 |
| TANZANIA | 26 732 | 121 076 | 3 275 | 15 570 | 1 793 | 8 305 |
| REP S AFRICA | 30 | 51 | 608 | 950 | 333 | 516 |
| USA | 7 391 | 20 519 | 11 221 | 31 930 | 6 178 | 17 211 |
| CANADA | 21 | 88 | 68 | 414 | 38 | 225 |
| MEXICO | 345 | 22 276 | 55 | 3 351 | 30 | 1 783 |
| EL SALVADOR | 11 | 79 | 16 | 112 | 8 | 59 |
| BRAZIL | 9 811 | 54 381 | 1 255 | 7 498 | 687 | 4 004 |
| ISRAEL | 38 | 85 | 59 | 120 | 33 | 65 |
| INDIA | 145 | 327 | 177 | 369 | 100 | 202 |
| BANGLADESH | 554 | 566 | 86 | 98 | 49 | 56 |
| THAILAND | 5 170 | 12 625 | 1 705 | 4 494 | 937 | 2 420 |
| PHILIPPINES | 1 316 | 3 409 | 321 | 1 146 | 178 | 615 |
| P REP CHINA | 390 | 947 | 243 | 660 | 134 | 356 |
| SOUTH KOREA | 123 | 373 | 104 | 287 | 57 | 156 |
| JAPAN | 3 421 | 9 940 | 10 846 | 33 098 | 5 966 | 17 832 |
| TAIWAN | 1 074 | 2 790 | 623 | 1 959 | 339 | 1 050 |

6 IMPORTS AND EXPORTS (SPECIAL TRADE) BY GROUPS OF THE SITC AND BY COUNTRIES OF PRODUCTION AND CONSUMPTION 1979

| GROUP COUNTRY | DT = 100 KG | | 1 000 DM | | 1 000 \$ | |
|------------------|-------------|----------|-----------|----------|-----------|----------|
| | JULY/SEPT | JAN/SEPT | JULY/SEPT | JAN/SEPT | JULY/SEPT | JAN/SEPT |
| HONG KONG | 54 | 217 | 85 | 574 | - 48 | 312 |
| EXPORTS | 273 504 | 908 969 | 299 123 | 962 587 | 164 769 | 518 622 |
| FRANCE | 56 743 | 207 092 | 48 063 | 163 784 | 26 504 | 88 256 |
| BELGIUM LUX | 30 909 | 100 592 | 29 709 | 94 842 | 16 376 | 51 139 |
| NETHERLANDS | 31 434 | 107 063 | 29 637 | 101 821 | 16 319 | 54 825 |
| ITALY | 18 360 | 66 196 | 20 679 | 72 859 | 11 398 | 39 203 |
| UNTD KINGDOM | 17 327 | 49 581 | 17 181 | 49 992 | 9 463 | 26 956 |
| IRISH REP | 1 271 | 2 295 | 1 348 | 3 084 | 741 | 1 658 |
| DENMARK | 6 568 | 20 234 | 7 832 | 24 384 | 4 305 | 13 138 |
| ICELAND | 221 | 819 | 308 | 999 | 167 | 530 |
| FAROE IS | | 47 | | 63 | | 34 |
| NORWAY | 8 340 | 22 258 | 6 296 | 19 223 | 3 469 | 10 367 |
| SWEDEN | 6 215 | 20 332 | 10 190 | 30 902 | 5 626 | 16 675 |
| FINLAND | 3 676 | 12 913 | 4 726 | 16 057 | 2 605 | 8 649 |
| SWITZERLAND | 13 362 | 43 161 | 16 652 | 52 345 | 9 175 | 28 212 |
| AUSTRIA | 14 354 | 45 367 | 21 613 | 67 721 | 11 909 | 36 511 |
| PORTUGAL | 1 028 | 2 392 | 1 769 | 4 143 | 976 | 2 239 |
| SPAIN | 3 523 | 13 469 | 4 515 | 15 670 | 2 486 | 8 434 |
| ANDORRA | 84 | 85 | 56 | 66 | 30 | 36 |
| MALTA | 288 | 972 | 470 | 1 622 | 256 | 861 |
| YUGOSLAVIA | 6 766 | 21 514 | 11 668 | 35 208 | 6 422 | 18 961 |
| GREECE | 3 332 | 13 369 | 4 267 | 16 069 | 2 350 | 8 653 |
| TURKEY | 197 | 2 198 | 572 | 3 612 | 314 | 1 945 |
| USSR | 188 | 3 788 | 817 | 4 704 | 452 | 2 521 |
| POLAND | 4 708 | 11 128 | 7 689 | 18 091 | 4 230 | 9 760 |
| CZECHOSLOVA | 536 | 1 494 | 1 570 | 4 603 | 871 | 2 483 |
| HUNGARY | 1 725 | 4 077 | 3 791 | 10 101 | 2 087 | 5 460 |
| RUMANIA | 1 043 | 2 822 | 1 671 | 6 148 | 918 | 3 306 |
| BULGARIA | 438 | 868 | 932 | 2 084 | 516 | 1 126 |
| ALBANIA | | 31 | | 183 | | 99 |
| CANARY IS | 8 | 81 | 63 | 210 | 36 | 114 |
| MOROCCO | 991 | 3 942 | 653 | 2 551 | 364 | 1 379 |
| ALGERIA | 1 238 | 2 830 | 1 486 | 3 296 | 817 | 1 783 |
| TUNISIA | 350 | 1 031 | 446 | 2 122 | 245 | 1 147 |
| LIBYA | 298 | 457 | 254 | 594 | 139 | 319 |
| EGYPT | 719 | 1 852 | 880 | 1 917 | 484 | 1 038 |
| SUDAN | 216 | 1 728 | 72 | 630 | 40 | 339 |
| SENEGAL | 270 | 403 | 76 | 170 | 42 | 94 |
| REP GUINEA | 4 | 44 | 9 | 100 | 5 | 53 |
| LIBERIA | 20 | 52 | 22 | 62 | 10 | 34 |
| IVORY COAST | 210 | 1 333 | 104 | 408 | 57 | 219 |
| GHANA | | 67 | | 124 | | 69 |
| NIGERIA | 539 | 1 948 | 592 | 1 938 | 323 | 1 047 |
| CAMEROON | 288 | 574 | 153 | 333 | 82 | 179 |
| GABON | 15 | 77 | 18 | 70 | 9 | 37 |
| ZAIRE | 14 | 281 | 32 | 337 | 17 | 180 |
| ANGOLA | 22 | 74 | 62 | 165 | 34 | 90 |
| ETHIOPIA | 75 | 76 | 73 | 83 | 41 | 46 |
| KENYA | 140 | 304 | 159 | 413 | 88 | 223 |
| TANZANIA | 118 | 291 | 88 | 252 | 49 | 137 |
| MOZAMBIQUE | 7 | 24 | 27 | 74 | 15 | 42 |
| MADAGASCAR | 4 | 217 | 16 | 397 | 8 | 213 |
| MAURITIUS | 33 | 173 | 58 | 196 | 33 | 109 |
| ZAMBIA | 474 | 1 578 | 398 | 1 028 | 221 | 555 |
| REP S AFRICA | 1 165 | 4 018 | 2 853 | 8 837 | 1 564 | 4 749 |
| BOTSWANA | | 200 | | 1 192 | | 630 |
| USA | 11 657 | 38 027 | 10 513 | 34 785 | 5 784 | 18 727 |
| CANADA | 2 531 | 12 887 | 1 690 | 5 601 | 930 | 3 016 |
| MEXICO | 201 | 930 | 482 | 1 790 | 266 | 960 |
| GUATEMALA | 11 | 50 | 29 | 148 | 15 | 81 |
| REP HONDURAS | 230 | 301 | 99 | 155 | 54 | 83 |
| EL SALVADOR | 46 | 221 | 52 | 207 | 27 | 112 |
| COSTA RICA | 126 | 148 | 96 | 127 | 54 | 72 |
| PANAM EX CZ | 12 | 43 | 30 | 127 | 16 | 68 |
| PANAMA C ZON | 48 | 160 | 36 | 117 | 20 | 64 |
| CUBA | 507 | 514 | 425 | 464 | 233 | 254 |
| COLOMBIA | 178 | 621 | 245 | 740 | 133 | 396 |
| VENEZUELA | 126 | 1 358 | 331 | 3 218 | 183 | 1 729 |
| ECUADOR | 64 | 144 | 380 | 627 | 206 | 340 |
| PERU | 13 | 259 | 61 | 734 | 35 | 395 |
| BRAZIL | 420 | 985 | 1 262 | 3 147 | 695 | 1 696 |
| CHILE | 498 | 2 042 | 682 | 2 238 | 377 | 1 207 |
| BOLIVIA | 6 | 48 | 27 | 98 | 14 | 51 |
| PARAGUAY | 15 | 22 | 30 | 56 | 17 | 31 |
| URUGUAY | 26 | 114 | 67 | 375 | 34 | 199 |
| ARGENTINA | 261 | 633 | 628 | 1 490 | 344 | 804 |
| CYPRUS | 221 | 1 125 | 296 | 1 109 | 163 | 591 |
| LEBANON | 900 | 2 497 | 633 | 1 525 | 347 | 821 |
| SYRIA | 2 807 | 9 460 | 1 284 | 3 946 | 706 | 2 125 |
| IRAQ | 623 | 2 188 | 454 | 1 676 | 249 | 905 |
| IRAN | 1 301 | 1 708 | 1 500 | 2 038 | 825 | 1 110 |
| ISRAEL | 1 452 | 4 884 | 1 542 | 5 478 | 854 | 2 954 |
| JORDAN | 891 | 1 522 | 399 | 733 | 222 | 399 |
| SAUDI ARABIA | 290 | 1 549 | 644 | 2 477 | 358 | 1 332 |
| KUWAIT | 47 | 407 | 46 | 324 | 24 | 172 |
| QATAR | 53 | 86 | 143 | 213 | 80 | 117 |
| ARAB EMIRAT | 211 | 518 | 216 | 566 | 119 | 305 |
| OMAN | | 135 | 1 | 620 | 1 | 327 |
| AFGHANISTAN | 24 | 36 | 37 | 62 | 22 | 34 |
| PAKISTAN | 57 | 314 | 110 | 532 | 61 | 290 |

6 IMPORTS AND EXPORTS (SPECIAL TRADE) BY GROUPS OF THE SITC AND BY COUNTRIES OF PRODUCTION AND CONSUMPTION 1979

| GROUP COUNTRY | DT = 100 KG | | 1 000 DM | | 1 000 \$ | |
|--------------------------|-------------|----------|-----------|----------|-----------|----------|
| | JULY/SEPT | JAN/SEPT | JULY/SEPT | JAN/SEPT | JULY/SEPT | JAN/SEPT |
| INDIA | 77 | 283 | 358 | 1 301 | 193 | 698 |
| BANGLADESH | 3 | 56 | 14 | 219 | 7 | 116 |
| SRI LANKA | 171 | 292 | 258 | 613 | 140 | 329 |
| BURMA | 15 | 78 | 127 | 757 | 70 | 407 |
| THAILAND | 73 | 302 | 85 | 363 | 48 | 198 |
| INDONESIA | 23 | 428 | 84 | 786 | 46 | 423 |
| MALAYSIA | 113 | 611 | 169 | 936 | 93 | 501 |
| SINGAPORE | 536 | 1 257 | 613 | 1 447 | 333 | 773 |
| PHILIPPINES | 179 | 834 | 296 | 937 | 163 | 507 |
| P. REP. CHINA | | 37 | | 103 | | 55 |
| SOUTH KOREA | 155 | 2 060 | 466 | 3 206 | 258 | 1 710 |
| JAPAN | 1 769 | 4 325 | 3 278 | 8 176 | 1 809 | 4 424 |
| TAIWAN | 314 | 801 | 599 | 1 494 | 328 | 802 |
| HONG KONG | 2 416 | 5 544 | 3 682 | 8 391 | 1 690 | 4 525 |
| AUSTRALIA | 1 223 | 4 426 | 1 678 | 6 064 | 932 | 3 264 |
| NEW ZEALAND | 550 | 1 148 | 740 | 1 671 | 400 | 894 |
| 658 TEXTILE ARTICLES NES | | | | | | |
| IMPORTS | 136 427 | 441 555 | 164 468 | 493 334 | 90 515 | 265 912 |
| FRANCE | 3 814 | 11 397 | 7 177 | 23 146 | 3 956 | 12 467 |
| BELGIUM LUX | 3 917 | 14 774 | 6 867 | 24 333 | 3 787 | 13 083 |
| NETHERLANDS | 5 586 | 23 565 | 7 997 | 28 317 | 4 412 | 15 237 |
| ITALY | 8 344 | 32 103 | 12 338 | 43 519 | 6 793 | 23 419 |
| UNTD KINGDOM | 2 932 | 7 543 | 5 323 | 14 815 | 2 924 | 7 993 |
| IRISH REP | 483 | 1 707 | 469 | 1 622 | 255 | 871 |
| DENMARK | 2 599 | 5 545 | 4 049 | 9 866 | 2 223 | 5 327 |
| NORWAY | 42 | 139 | 143 | 436 | 78 | 230 |
| SWEDEN | 1 277 | 3 341 | 3 104 | 8 460 | 1 701 | 4 553 |
| FINLAND | 382 | 1 591 | 1 146 | 3 327 | 634 | 1 795 |
| SWITZERLAND | 924 | 2 719 | 4 433 | 11 907 | 2 448 | 6 437 |
| AUSTRIA | 2 737 | 9 285 | 5 280 | 16 158 | 2 910 | 8 713 |
| PORTUGAL | 4 754 | 15 990 | 7 288 | 22 205 | 4 003 | 11 965 |
| SPAIN | 159 | 973 | 374 | 1 782 | 204 | 951 |
| YUGOSLAVIA | 2 176 | 6 749 | 1 980 | 6 359 | 1 090 | 3 431 |
| GREECE | 7 603 | 21 371 | 8 697 | 24 901 | 4 780 | 13 422 |
| TURKEY | 202 | 598 | 326 | 999 | 180 | 536 |
| USSR | 1 177 | 3 035 | 699 | 1 910 | 385 | 1 036 |
| POLAND | 3 958 | 12 598 | 3 499 | 10 737 | 1 923 | 5 773 |
| CZECHOSLOVAKIA | 6 981 | 24 653 | 5 478 | 19 335 | 3 017 | 10 404 |
| HUNGARY | 3 787 | 12 159 | 3 594 | 11 354 | 1 980 | 6 106 |
| RUMANIA | 433 | 1 200 | 344 | 973 | 188 | 523 |
| BULGARIA | 289 | 1 204 | 218 | 802 | 119 | 429 |
| ALBANIA | 52 | 303 | 39 | 272 | 21 | 144 |
| MOROCCO | 1 286 | 4 141 | 1 345 | 4 166 | 740 | 2 250 |
| TUNISIA | 592 | 1 851 | 915 | 2 578 | 503 | 1 388 |
| EGYPT | 908 | 1 334 | 663 | 1 033 | 368 | 566 |
| TOGO | 113 | 835 | 133 | 953 | 73 | 512 |
| BENIN | 46 | 153 | 70 | 241 | 39 | 132 |
| MAURITIUS | 202 | 253 | 294 | 365 | 160 | 196 |
| USA | 1 572 | 3 881 | 4 544 | 11 430 | 2 496 | 6 158 |
| CANADA | 392 | 973 | 336 | 836 | 184 | 451 |
| EL SALVADOR | 220 | 518 | 73 | 331 | 39 | 173 |
| REP. HAITI | 6 | 14 | 44 | 61 | 25 | 34 |
| COLOMBIA | | 81 | 1 | 115 | | 61 |
| PERU | 30 | 59 | 114 | 223 | 63 | 119 |
| BRAZIL | 12 342 | 32 707 | 14 503 | 37 766 | 7 992 | 20 391 |
| PARAGUAY | 6 | 249 | 15 | 226 | 8 | 122 |
| CYPRUS | 9 | 253 | 18 | 134 | 10 | 70 |
| LEBANON | 35 | 229 | 46 | 373 | 25 | 202 |
| SYRIA | 733 | 1 737 | 1 020 | 2 384 | 562 | 1 288 |
| IRAN | 5 | 10 | 80 | 162 | 43 | 87 |
| ISRAEL | 3 090 | 8 924 | 5 304 | 14 659 | 2 925 | 7 919 |
| AFGHANISTAN | 23 | 163 | 201 | 582 | 109 | 313 |
| PAKISTAN | 2 174 | 5 208 | 1 259 | 3 051 | 696 | 1 652 |
| INDIA | 15 178 | 40 816 | 11 633 | 29 381 | 6 385 | 15 864 |
| BANGLADESH | 11 930 | 46 436 | 2 077 | 7 129 | 1 145 | 3 839 |
| THAILAND | 1 047 | 1 712 | 974 | 2 299 | 534 | 1 242 |
| INDONESIA | 8 | 17 | 29 | 67 | 17 | 34 |
| MALAYSIA | 117 | 747 | 411 | 1 899 | 228 | 1 019 |
| SINGAPORE | 84 | 366 | 184 | 682 | 101 | 368 |
| PHILIPPINES | 94 | 846 | 151 | 1 040 | 85 | 557 |
| P. REP. CHINA | 7 353 | 19 551 | 10 842 | 25 934 | 5 960 | 14 029 |
| SOUTH KOREA | 5 417 | 27 021 | 4 417 | 18 646 | 2 435 | 10 059 |
| JAPAN | 2 451 | 5 658 | 2 700 | 6 479 | 1 485 | 3 498 |
| TAIWAN | 1 969 | 13 646 | 1 753 | 10 328 | 963 | 5 550 |
| HONG KONG | 1 606 | 4 511 | 4 026 | 10 746 | 2 220 | 5 804 |
| MACAO | 669 | 1 779 | 3 268 | 9 146 | 1 798 | 4 931 |
| AUSTRALIA | 3 | 15 | 21 | 53 | 12 | 31 |
| EXPORTS | 70 333 | 204 463 | 107 834 | 314 277 | 59 441 | 169 495 |
| FRANCE | 4 996 | 16 797 | 9 974 | 33 234 | 5 499 | 17 906 |
| BELGIUM LUX | 7 158 | 18 801 | 8 497 | 27 555 | 4 690 | 14 847 |
| NETHERLANDS | 25 310 | 74 212 | 27 058 | 78 490 | 14 922 | 42 354 |
| ITALY | 2 993 | 8 347 | 3 627 | 12 694 | 2 001 | 6 837 |
| UNTD KINGDOM | 1 480 | 6 018 | 2 406 | 7 207 | 1 324 | 3 890 |
| IRISH REP | 197 | 335 | 238 | 609 | 131 | 333 |
| DENMARK | 2 809 | 9 179 | 3 488 | 10 443 | 1 923 | 5 635 |
| ICELAND | 23 | 55 | 81 | 188 | 42 | 100 |
| NORWAY | 680 | 2 267 | 1 517 | 4 369 | 838 | 2 366 |

6 IMPORTS AND EXPORTS (SPECIAL TRADE) BY GROUP OF THE SITE AND BY COUNTRY OF PRODUCTION FOR CONSUMPTION 1979

| GROUP COUNTRY | MT = 100 KG JULY/SEPT | JAN/SEPT | 1 FOR DM JULY/SEPT | JAN/SEPT | 1 FOR \$ JULY/SEPT | JAN/SEPT |
|------------------|--------------------------|----------|-----------------------|----------|-----------------------|----------|
| SWEDEN | 3 101 | 8 004 | 3 753 | 10 953 | 2 067 | 5 910 |
| FINLAND | 110 | 304 | 271 | 781 | 146 | 417 |
| SWITZERLAND | 6 184 | 15 138 | 15 345 | 38 059 | 8 474 | 20 576 |
| AUSTRIA | 6 520 | 18 251 | 12 860 | 36 610 | 7 086 | 19 770 |
| PORTUGAL | 26 | 86 | 56 | 230 | 30 | 123 |
| SPAIN | 94 | 443 | 282 | 1 019 | 153 | 542 |
| ANDORRA | 8 | 66 | 21 | 115 | 12 | 63 |
| MALTA | 17 | 62 | 40 | 135 | 24 | 75 |
| YUGOSLAVIA | 93 | 966 | 158 | 1 120 | 88 | 596 |
| GREECE | 367 | 808 | 419 | 1 117 | 234 | 611 |
| TURKEY | 46 | 94 | 200 | 338 | 110 | 177 |
| USSR | 7 | 24 | 73 | 247 | 38 | 128 |
| POLAND | 192 | 499 | 217 | 761 | 121 | 405 |
| CZECHOSLOVA | 129 | 251 | 217 | 465 | 119 | 253 |
| HUNGARY | 230 | 395 | 204 | 544 | 114 | 296 |
| RUMANIA | 8 | 20 | 22 | 67 | 12 | 37 |
| CANARY IS | 27 | 52 | 47 | 137 | 27 | 74 |
| ALGERIA | 104 | 211 | 155 | 235 | 86 | 128 |
| TUNISIA | 147 | 227 | 649 | 1 024 | 356 | 550 |
| LIBYA | 1 027 | 3 900 | 2 371 | 8 927 | 1 302 | 4 792 |
| EGYPT | 17 | 254 | 61 | 396 | 34 | 211 |
| SUDAN | 121 | 121 | 322 | 322 | 176 | 176 |
| MALI | | 45 | | 109 | | 59 |
| UPPER VOLTA | | 48 | | 71 | | 38 |
| SENEGAL | 6 | 245 | 16 | 148 | 9 | 79 |
| LIBERIA | 1 | 235 | 5 | 198 | 3 | 106 |
| GHANA | 1 | 172 | 2 | 197 | 1 | 106 |
| NIGERIA | 56 | 123 | 216 | 358 | 120 | 196 |
| ANGOLA | 163 | 191 | 240 | 342 | 132 | 188 |
| KENYA | 1 | 59 | 3 | 113 | 2 | 61 |
| TANZANIA | 11 | 1 249 | 15 | 1 055 | 8 | 569 |
| MOZAMBIQUE | | 46 | | 103 | | 55 |
| REP S AFRICA | 77 | 175 | 173 | 394 | 97 | 212 |
| USA | 2 192 | 5 436 | 4 611 | 11 614 | 2 539 | 6 257 |
| CANADA | 148 | 537 | 431 | 1 698 | 240 | 916 |
| MEXICO | 5 | 34 | 29 | 137 | 15 | 70 |
| COLOMBIA | 1 | 32 | 7 | 93 | 4 | 49 |
| VENEZUELA | 1 | 6 | 4 | 66 | 2 | 35 |
| BRAZIL | 2 | 11 | 11 | 100 | 6 | 54 |
| CHILE | 27 | 41 | 64 | 123 | 36 | 63 |
| LEBANON | 30 | 104 | 56 | 155 | 31 | 86 |
| IRAQ | 27 | 49 | 78 | 162 | 43 | 85 |
| IRAN | 11 | 25 | 79 | 155 | 43 | 83 |
| ISRAEL | 661 | 2 522 | 333 | 710 | 180 | 379 |
| JORDAN | 12 | 225 | 52 | 208 | 29 | 109 |
| SAUDI ARABIA | 449 | 1 513 | 920 | 3 378 | 508 | 1 817 |
| KUWAIT | 217 | 713 | 283 | 1 341 | 155 | 719 |
| BAHRAIN | 9 | 31 | 33 | 117 | 19 | 61 |
| QATAR | 14 | 40 | 43 | 115 | 22 | 61 |
| ARAB EMIRAT | 98 | 329 | 251 | 980 | 141 | 526 |
| OMAN | 10 | 19 | 11 | 73 | 6 | 39 |
| PAKISTAN | | 34 | 1 | 90 | | 46 |
| SRI LANKA | 24 | 49 | 92 | 189 | 51 | 103 |
| THAILAND | 20 | 35 | 46 | 57 | 24 | 30 |
| MALAYSIA | 413 | 436 | 476 | 547 | 265 | 304 |
| SINGAPORE | 32 | 107 | 127 | 416 | 70 | 227 |
| P REP CHINA | 2 | 129 | 4 | 60 | 2 | 32 |
| JAPAN | 532 | 1 033 | 3 197 | 6 160 | 1 753 | 3 336 |
| HONG KONG | 410 | 505 | 174 | 607 | 94 | 326 |
| AUSTRALIA | 185 | 725 | 559 | 1 875 | 305 | 1 004 |
| NEW ZEALAND | 47 | 126 | 180 | 395 | 99 | 212 |

659 FLOOR COVERINGS ETC

| IMPORTS | 500 383 | 1 563 099 | 619 437 | 1 790 313 | 341 071 | 965 798 |
|---------------|---------|-----------|---------|-----------|---------|---------|
| FRANCE | 10 384 | 31 939 | 5 004 | 16 036 | 2 755 | 8 624 |
| BELGIUM LUX | 253 095 | 792 299 | 144 102 | 453 979 | 79 393 | 244 773 |
| NETHERLANDS | 84 998 | 268 598 | 49 771 | 160 205 | 27 390 | 86 328 |
| ITALY | 6 599 | 22 734 | 4 187 | 14 203 | 2 306 | 7 642 |
| UNITD KINGDOM | 21 707 | 76 558 | 16 165 | 51 831 | 8 901 | 27 927 |
| IRISH REP | 520 | 898 | 478 | 903 | 263 | 490 |
| DENMARK | 12 887 | 36 675 | 8 142 | 23 228 | 4 486 | 12 523 |
| SWEDEN | 711 | 1 907 | 666 | 1 670 | 364 | 902 |
| FINLAND | 209 | 498 | 253 | 598 | 141 | 326 |
| SWITZERLAND | 3 134 | 9 474 | 3 340 | 9 939 | 1 842 | 5 361 |
| AUSTRIA | 14 039 | 44 648 | 9 413 | 25 947 | 5 191 | 14 007 |
| PORTUGAL | 651 | 1 967 | 717 | 2 166 | 396 | 1 172 |
| SPAIN | 52 | 344 | 90 | 654 | 49 | 348 |
| YUGOSLAVIA | 980 | 5 063 | 775 | 2 332 | 427 | 1 258 |
| GREECE | 5 571 | 19 748 | 6 813 | 23 072 | 3 749 | 12 425 |
| TURKEY | 702 | 1 735 | 11 629 | 30 097 | 6 414 | 16 282 |
| USSR | 980 | 3 176 | 11 856 | 37 222 | 6 525 | 20 119 |
| POLAND | 800 | 3 143 | 423 | 881 | 234 | 476 |
| CZECHOSLOVA | 2 263 | 7 252 | 1 534 | 5 013 | 845 | 2 696 |
| HUNGARY | 4 660 | 20 744 | 2 067 | 6 436 | 1 136 | 3 467 |
| RUMANIA | 188 | 861 | 1 205 | 4 732 | 663 | 2 546 |
| BULGARIA | 39 | 152 | 451 | 1 736 | 251 | 938 |
| ALBANIA | 122 | 367 | 519 | 1 920 | 288 | 1 033 |
| MOROCCO | 16 150 | 52 545 | 27 304 | 88 914 | 15 017 | 47 860 |
| ALGERIA | 92 | 541 | 184 | 1 051 | 101 | 562 |
| TUNISIA | 645 | 2 096 | 4 409 | 12 671 | 2 426 | 6 818 |

6 IMPORTS AND EXPORTS (SPECIAL TRADE) BY GROUPS OF THE SITC AND BY COUNTRIES OF PRODUCTION AND CONSUMPTION 1979

| GROUP COUNTRY | DT = 100 KG | | 1 000 DM | | 1 000 \$ | |
|------------------|-------------|----------|-----------|----------|-----------|----------|
| | JULY/SEPT | JAN/SEPT | JULY/SEPT | JAN/SEPT | JULY/SEPT | JAN/SEPT |
| EGYPT | 1 517 | 4 816 | 3 764 | 12 045 | 2 066 | 6 489 |
| ETHIOPIA | 25 | 70 | 37 | 100 | 21 | 54 |
| MADAGASCAR | | 138 | | 77 | | 43 |
| REP S AFRICA | 32 | 62 | 82 | 179 | 44 | 96 |
| SWAZILAND | 227 | 227 | 427 | 429 | 238 | 239 |
| USA | 968 | 4 436 | 844 | 3 783 | 463 | 2 032 |
| CANADA | 1 | 277 | 1 | 148 | | 78 |
| MEXICO | 404 | 2 617 | 128 | 847 | 68 | 450 |
| WEST INDIES | | 74 | | 140 | | 74 |
| PERU | 14 | 35 | 31 | 117 | 17 | 63 |
| BRAZIL | 1 838 | 3 981 | 395 | 873 | 216 | 473 |
| LEBANON | 165 | 239 | 259 | 376 | 145 | 209 |
| IRAN | 10 230 | 26 746 | 173 667 | 457 225 | 95 645 | 246 851 |
| ISRAEL | 2 049 | 6 584 | 3 261 | 10 000 | 1 795 | 5 389 |
| SAUDI ARABIA | 4 | 4 | 55 | 72 | 30 | 38 |
| AFGHANISTAN | 1 600 | 4 106 | 11 636 | 29 997 | 6 415 | 16 235 |
| PAKISTAN | 4 140 | 12 121 | 32 310 | 93 477 | 17 789 | 50 374 |
| INDIA | 25 668 | 60 085 | 61 345 | 146 501 | 33 739 | 79 267 |
| SRI LANKA | 152 | 420 | 38 | 99 | 21 | 54 |
| NEPAL | 483 | 902 | 2 215 | 4 126 | 1 217 | 2 230 |
| THAILAND | 99 | 135 | 168 | 232 | 91 | 124 |
| VIETNAM | | 75 | 2 | 209 | 2 | 113 |
| INDONESIA | 28 | 111 | 39 | 180 | 20 | 96 |
| PHILIPPINES | 185 | 649 | 211 | 802 | 119 | 436 |
| P REP CHINA | 3 072 | 10 547 | 8 651 | 25 488 | 4 762 | 13 739 |
| SOUTH KOREA | 4 031 | 13 245 | 6 030 | 19 546 | 3 309 | 10 516 |
| JAPAN | 417 | 1 155 | 657 | 1 892 | 362 | 1 022 |
| TAIWAN | 172 | 881 | 189 | 540 | 104 | 293 |
| HONG KONG | 583 | 2 213 | 1 314 | 2 953 | 721 | 1 595 |
| EXPORTS | 194 126 | 596 759 | 162 446 | 472 760 | 89 506 | 254 992 |
| FRANCE | 25 861 | 81 107 | 19 245 | 63 461 | 10 604 | 34 177 |
| BELGIUM LUX | 21 916 | 62 881 | 18 505 | 57 775 | 10 197 | 31 159 |
| NETHERLANDS | 36 107 | 108 484 | 34 335 | 94 976 | 18 951 | 51 301 |
| ITALY | 11 968 | 39 500 | 7 877 | 25 605 | 4 340 | 13 790 |
| UNITD KINGDOM | 10 030 | 29 750 | 5 451 | 15 203 | 3 008 | 8 208 |
| IRISH REP | 795 | 2 494 | 319 | 927 | 174 | 493 |
| DENMARK | 9 691 | 31 371 | 4 743 | 15 618 | 2 609 | 8 413 |
| ICELAND | 329 | 1 011 | 213 | 682 | 119 | 370 |
| FAROE IS | 262 | 262 | 90 | 90 | 49 | 49 |
| NORWAY | 4 536 | 19 653 | 2 661 | 9 397 | 1 470 | 5 053 |
| SWEDEN | 9 794 | 32 138 | 6 504 | 20 463 | 3 585 | 11 026 |
| FINLAND | 889 | 4 079 | 521 | 1 651 | 288 | 883 |
| SWITZERLAND | 18 991 | 66 588 | 28 659 | 77 223 | 15 761 | 41 654 |
| AUSTRIA | 22 492 | 66 158 | 17 497 | 50 994 | 9 647 | 27 519 |
| PORTUGAL | 176 | 2 114 | 57 | 578 | 31 | 310 |
| SPAIN | 513 | 4 462 | 356 | 2 166 | 195 | 1 166 |
| YUGOSLAVIA | 339 | 854 | 237 | 561 | 129 | 301 |
| GREECE | 736 | 2 036 | 356 | 1 015 | 196 | 549 |
| TURKEY | 299 | 623 | 651 | 1 308 | 357 | 709 |
| USSR | 585 | 822 | 819 | 958 | 456 | 530 |
| POLAND | 62 | 188 | 98 | 353 | 54 | 187 |
| CZECHOSLOVA | 23 | 124 | 44 | 172 | 25 | 94 |
| CANARY IS | 136 | 253 | 70 | 197 | 39 | 106 |
| MOROCCO | 26 | 262 | 19 | 185 | 10 | 99 |
| ALGERIA | 46 | 74 | 39 | 69 | 22 | 37 |
| TUNISIA | 13 | 31 | 64 | 144 | 35 | 77 |
| LIBYA | 571 | 880 | 602 | 832 | 330 | 451 |
| EGYPT | 70 | 252 | 54 | 227 | 29 | 120 |
| LIBERIA | 138 | 157 | 68 | 87 | 38 | 49 |
| IVORY COAST | 6 | 113 | 3 | 94 | 2 | 52 |
| NIGERIA | 28 | 44 | 35 | 59 | 20 | 33 |
| ZAIRE | 136 | 192 | 84 | 120 | 46 | 65 |
| UGANDA | | 25 | | 57 | | 31 |
| REUNION | 26 | 252 | 18 | 185 | 10 | 97 |
| REP S AFRICA | 103 | 381 | 310 | 565 | 174 | 311 |
| USA | 922 | 3 414 | 1 842 | 5 122 | 1 010 | 2 759 |
| CANADA | 171 | 411 | 241 | 747 | 131 | 400 |
| NETH ANTILL | 92 | 121 | 42 | 58 | 24 | 33 |
| BRAZIL | 16 | 106 | 56 | 260 | 32 | 142 |
| CHILE | 836 | 1 441 | 493 | 828 | 268 | 448 |
| ARGENTINA | 7 | 268 | 28 | 178 | 15 | 92 |
| CYPRUS | 69 | 302 | 74 | 190 | 39 | 103 |
| LEBANON | 841 | 1 575 | 1 047 | 1 505 | 574 | 818 |
| SYRIA | 301 | 456 | 92 | 126 | 51 | 69 |
| IRAQ | 23 | 52 | 12 | 69 | 7 | 36 |
| IRAN | 6 337 | 7 961 | 2 932 | 3 843 | 1 619 | 2 099 |
| ISRAEL | 275 | 655 | 183 | 501 | 101 | 274 |
| JORDAN | 13 | 241 | 14 | 146 | 8 | 79 |
| SAUDI ARABIA | 3 150 | 10 716 | 2 737 | 8 813 | 1 507 | 4 755 |
| KUWAIT | 27 | 206 | 56 | 295 | 30 | 155 |
| BAHRAIN | 23 | 63 | 23 | 66 | 12 | 35 |
| QATAR | | 144 | | 153 | | 81 |
| ARAB EMIRAT | 42 | 230 | 39 | 182 | 21 | 96 |
| OMAN | 12 | 129 | 14 | 81 | 7 | 43 |
| NORTH YEMEN | | 377 | | 210 | | 111 |
| INDIA | | 36 | 2 | 115 | 1 | 61 |
| INDONESIA | 71 | 189 | 67 | 164 | 37 | 90 |
| SINGAPORE | 92 | 185 | 56 | 126 | 31 | 68 |
| JAPAN | 1 857 | 4 414 | 1 169 | 3 137 | 643 | 1 689 |
| TAIWAN | 386 | 800 | 87 | 152 | 48 | 83 |

6 IMPORTS AND EXPORTS (SPECIAL TRADE) BY GROUPS OF THE SITC AND BY COUNTRIES OF PRODUCTION AND CONSUMPTION 1979

| GROUP COUNTRY | DT = 100 KG | | 1 000 DM | | 1 000 \$ | |
|------------------------------|-------------|------------|-----------|----------|-----------|----------|
| | JULY/SEPT | JAN/SEPT | JULY/SEPT | JAN/SEPT | JULY/SEPT | JAN/SEPT |
| HONG KONG | 34 | 135 | 20 | 101 | 10 | 54 |
| AUSTRALIA | 632 | 1 596 | -297 | 737 | 164 | 398 |
| 661 CEMENT ETC BUILDING PROD | | | | | | |
| IMPORTS | 6 959 215 | 16 977 252 | 184 066 | 482 270 | 101 374 | 260 049 |
| FRANCE | 2 095 087 | 4 739 147 | 25 871 | 64 745 | 14 244 | 34 919 |
| BELGIUM LUX | 1 626 528 | 3 890 535 | 23 066 | 60 924 | 12 705 | 32 830 |
| NETHERLANDS | 453 293 | 1 366 071 | 5 219 | 14 581 | 2 874 | 7 846 |
| ITALY | 1 432 892 | 3 721 587 | 94 130 | 248 530 | 51 845 | 134 049 |
| UNTD KINGDOM | 11 496 | 28 375 | 1 740 | 4 237 | 959 | 2 285 |
| DENMARK | 34 406 | 75 911 | 2 254 | 5 496 | 1 240 | 2 958 |
| NORWAY | 2 939 | 8 574 | 258 | 814 | 145 | 441 |
| SWEDEN | 3 279 | 10 256 | 179 | 649 | 100 | 349 |
| FINLAND | 513 | 1 239 | 119 | 280 | 65 | 152 |
| SWITZERLAND | 116 869 | 287 086 | 4 155 | 11 481 | 2 289 | 6 186 |
| AUSTRIA | 171 259 | 325 655 | 4 476 | 8 888 | 2 467 | 4 808 |
| PORTUGAL | 260 772 | 732 740 | 6 733 | 18 413 | 3 706 | 9 922 |
| SPAIN | 53 535 | 163 857 | 4 148 | 12 298 | 2 286 | 6 634 |
| YUGOSLAVIA | 5 856 | 19 498 | 191 | 639 | 105 | 344 |
| GREECE | 13 053 | 37 336 | 1 344 | 4 003 | 741 | 2 159 |
| TURKEY | 438 | 655 | 49 | 143 | 27 | 77 |
| USSR | 41 | 79 | 31 | 66 | 17 | 35 |
| POLAND | 119 551 | 212 084 | 931 | 1 818 | 512 | 980 |
| CZECHOSLOVA | 400 813 | 982 756 | 4 042 | 9 520 | 2 226 | 5 134 |
| HUNGARY | 6 055 | 18 060 | 220 | 597 | 122 | 323 |
| ROMANIA | 63 950 | 189 004 | 884 | 2 444 | 487 | 1 317 |
| BULGARIA | 18 508 | 18 868 | 171 | 176 | 95 | 98 |
| REP S AFRICA | 818 | 2 683 | 82 | 295 | 45 | 158 |
| USA | 15 704 | 67 101 | 1 413 | 7 027 | 776 | 3 767 |
| CANADA | 26 550 | 45 343 | 974 | 1 612 | 538 | 878 |
| MEXICO | 254 | 552 | 128 | 252 | 70 | 137 |
| BRAZIL | 818 | 1 222 | 198 | 240 | 108 | 130 |
| ARGENTINA | 29 | 110 | 40 | 139 | 22 | 77 |
| PAKISTAN | 40 | 165 | 32 | 142 | 16 | 75 |
| INDIA | 22 585 | 28 956 | 791 | 1 396 | 435 | 751 |
| P REP CHINA | 132 | 233 | 59 | 120 | 33 | 65 |
| TAIWAN | 146 | 424 | 62 | 180 | 34 | 101 |
| EXPORTS | 8 810 508 | 23 534 565 | 126 331 | 328 755 | 69 593 | 177 293 |
| FRANCE | 288 279 | 836 851 | 7 620 | 20 662 | 4 189 | 11 134 |
| BELGIUM LUX | 571 408 | 1 462 777 | 10 698 | 28 270 | 5 900 | 15 254 |
| NETHERLANDS | 5 618 764 | 14 522 067 | 54 772 | 140 385 | 30 186 | 75 668 |
| ITALY | 10 915 | 27 039 | 728 | 1 993 | 400 | 1 072 |
| UNTD KINGDOM | 3 817 | 11 002 | 240 | 727 | 131 | 391 |
| IRISH REP | 451 000 | 684 405 | 4 429 | 6 721 | 2 425 | 3 638 |
| DENMARK | 124 326 | 463 086 | 2 337 | 7 262 | 1 287 | 3 901 |
| ICELAND | 3 629 | 5 141 | 224 | 255 | 121 | 139 |
| NORWAY | 1 402 | 6 134 | 89 | 256 | 49 | 138 |
| SWEDEN | 25 199 | 110 225 | 1 090 | 3 646 | 601 | 1 968 |
| FINLAND | 2 671 | 6 005 | 239 | 616 | 133 | 334 |
| SWITZERLAND | 146 100 | 375 563 | 5 194 | 13 673 | 2 858 | 7 372 |
| AUSTRIA | 91 593 | 233 420 | 5 140 | 13 022 | 2 832 | 7 028 |
| PORTUGAL | 643 | 774 | 15 | 65 | 8 | 35 |
| SPAIN | 3 683 | 18 908 | 275 | 803 | 150 | 432 |
| YUGOSLAVIA | 3 378 | 15 888 | 413 | 1 358 | 228 | 734 |
| GREECE | 268 | 1 005 | 31 | 117 | 17 | 62 |
| TURKEY | 2 140 | 3 293 | 30 | 106 | 17 | 57 |
| USSR | 4 977 | 18 540 | 847 | 3 529 | 469 | 1 898 |
| CZECHOSLOVA | 1 881 | 4 623 | 417 | 1 026 | 231 | 557 |
| ALGERIA | 41 | 3 053 | 26 | 481 | 15 | 258 |
| TUNISIA | 6 402 | 7 608 | 112 | 145 | 62 | 80 |
| LIBYA | 116 790 | 162 561 | 3 112 | 10 098 | 1 720 | 5 470 |
| EGYPT | 46 381 | 183 772 | 626 | 2 485 | 343 | 1 332 |
| SUDAN | 41 250 | 44 764 | 623 | 670 | 344 | 369 |
| MALI | 33 200 | 116 200 | 304 | 1 063 | 167 | 568 |
| NIGER | 2 985 | 6 399 | 59 | 119 | 32 | 64 |
| SIERRA LEONE | 5 792 | 14 792 | 53 | 134 | 29 | 73 |
| LIBERIA | 1 255 | 7 378 | 23 | 124 | 13 | 68 |
| GHANA | 23 150 | 47 660 | 238 | 568 | 131 | 309 |
| TOGO | 1 098 | 2 741 | 87 | 104 | 48 | 57 |
| NIGERIA | 326 954 | 2 101 883 | 3 698 | 19 329 | 2 033 | 10 350 |
| CAMEROON | 1 005 | 6 005 | 31 | 100 | 17 | 53 |
| GABON | 500 | 17 505 | 10 | 302 | 6 | 159 |
| CONGO | 15 000 | 24 000 | 269 | 424 | 147 | 229 |
| ANGOLA | | 8 536 | | 159 | | 84 |
| TANZANIA | 132 | 4 662 | 9 | 77 | 5 | 42 |
| REP S AFRICA | 6 055 | 19 591 | 341 | 690 | 188 | 374 |
| USA | 11 670 | 38 079 | 1 241 | 3 281 | 685 | 1 766 |
| CANADA | 11 604 | 11 616 | 466 | 470 | 258 | 260 |
| MEXICO | 2 710 | 10 610 | 129 | 498 | 71 | 265 |
| GUATEMALA | 8 004 | 18 601 | 71 | 165 | 39 | 88 |
| REP HONDURAS | 3 825 | 12 113 | 55 | 166 | 29 | 88 |
| COSTA RICA | 10 000 | 15 000 | 126 | 181 | 69 | 98 |
| VENEZUELA | 617 | 8 849 | 47 | 595 | 26 | 316 |
| SURINAM | 90 | 129 190 | 6 | 726 | 3 | 390 |
| PERU | 1 300 | 2 350 | 68 | 116 | 37 | 62 |
| BRAZIL | 11 | 1 590 | 1 | 96 | 1 | 53 |
| CHILE | 24 273 | 29 148 | 332 | 543 | 184 | 296 |
| ARGENTINA | 2 453 | 3 317 | 80 | 148 | 43 | 79 |

6 IMPORTS AND EXPORTS (SPECIAL TRADE) BY GROUPS OF THE SITC AND BY COUNTRIES OF PRODUCTION AND CONSUMPTION 1979

| GROUP COUNTRY | DT = 100 KG | | 1 000 DM | | 1 000 \$ | |
|------------------|-------------|----------|-----------|----------|-----------|----------|
| | JULY/SEPT | JAN/SEPT | JULY/SEPT | JAN/SEPT | JULY/SEPT | JAN/SEPT |
| LEBANON | 220 | 222 | 203 | 206 | 111 | 112 |
| SYRIA | | 90 | | 95 | | 51 |
| IRAQ | 28 085 | 49 819 | 1 157 | 1 848 | 641 | 1 008 |
| IRAN | | 27 812 | | 739 | | 398 |
| ISRAEL | 20 379 | 21 103 | 206 | 247 | 113 | 134 |
| SAUDI ARABIA | 373 010 | 588 674 | 11 186 | 19 439 | 6 167 | 10 561 |
| KUWAIT | 26 542 | 84 004 | 641 | 1 702 | 350 | 912 |
| BAHRAIN | | 20 060 | | 194 | | 102 |
| QATAR | 20 541 | 111 689 | 360 | 2 009 | 197 | 1 071 |
| ARAB EMIRAT | 75 064 | 245 409 | 1 030 | 3 295 | 569 | 1 783 |
| OMAN | 74 617 | 130 160 | 1 767 | 2 933 | 969 | 1 591 |
| NORTH YEMEN | | 13 785 | | 116 | | 63 |
| SOUTH YEMEN | | 20 006 | | 223 | | 120 |
| PAKISTAN | | 8 601 | | 222 | | 118 |
| INDIA | 507 | 772 | 92 | 175 | 51 | 96 |
| BRUNEI | 44 523 | 112 165 | 787 | 1 952 | 437 | 1 060 |
| SINGAPORE | 41 421 | 87 480 | 592 | 1 311 | 328 | 710 |
| JAPAN | 8 139 | 13 774 | 496 | 842 | 273 | 455 |
| TAIWAN | | 1 685 | | 80 | | 43 |
| HONG KONG | 18 | 178 | 45 | 107 | 25 | 57 |
| AUSTRALIA | 4 030 | 9 566 | 83 | 249 | 44 | 136 |
| FR POLYNESIA | 24 990 | 98 285 | 444 | 1 600 | 247 | 869 |

662 CLAY, REFRACTORY BLDG PRD

| | | | | | | |
|--------------|-----------|------------|---------|---------|---------|---------|
| IMPORTS | 5 868 301 | 15 036 903 | 286 418 | 794 654 | 157 669 | 428 484 |
| FRANCE | 699 515 | 1 839 835 | 18 974 | 57 009 | 10 443 | 30 704 |
| BELGIUM LUX | 351 195 | 808 434 | 14 171 | 33 895 | 7 803 | 18 300 |
| NETHERLANDS | 1 983 076 | 4 289 881 | 60 204 | 131 377 | 33 148 | 70 954 |
| ITALY | 1 697 096 | 5 008 394 | 136 757 | 390 272 | 75 289 | 210 406 |
| UNTD KINGDOM | 82 091 | 228 050 | 5 345 | 16 494 | 2 946 | 8 882 |
| IRISH REP | 12 798 | 74 116 | 970 | 5 006 | 534 | 2 691 |
| DENMARK | 196 080 | 423 574 | 3 682 | 8 535 | 2 030 | 4 603 |
| NORWAY | 29 886 | 84 567 | 1 396 | 3 988 | 767 | 2 146 |
| SWEDEN | 23 394 | 54 524 | 916 | 1 902 | 503 | 1 023 |
| SWITZERLAND | 44 514 | 110 935 | 3 571 | 9 548 | 1 965 | 5 142 |
| AUSTRIA | 405 482 | 950 801 | 14 817 | 44 078 | 8 148 | 23 764 |
| PORTUGAL | 1 110 | 1 316 | 86 | 118 | 45 | 64 |
| SPAIN | 64 395 | 195 057 | 5 017 | 14 715 | 2 760 | 7 931 |
| YUGOSLAVIA | 38 133 | 98 404 | 2 220 | 6 076 | 1 221 | 3 278 |
| GREECE | 1 847 | 5 131 | 96 | 267 | 54 | 145 |
| POLAND | 3 831 | 16 585 | 95 | 1 039 | 52 | 557 |
| CZECHOSLOVA | 94 025 | 255 319 | 2 296 | 6 534 | 1 262 | 3 521 |
| HUNGARY | 9 330 | 27 075 | 716 | 1 951 | 395 | 1 052 |
| USA | 3 593 | 20 168 | 666 | 4 236 | 366 | 2 270 |
| CANADA | 3 719 | 6 438 | 321 | 494 | 178 | 269 |
| BRAZIL | 361 | 5 061 | 19 | 525 | 12 | 285 |
| ISRAEL | 1 356 | 7 485 | 76 | 430 | 42 | 231 |
| SRI LANKA | 703 | 9 038 | 62 | 727 | 33 | 391 |
| THAILAND | 20 562 | 150 202 | 1 855 | 13 573 | 1 020 | 7 319 |
| PHILIPPINES | 3 209 | 20 962 | 284 | 1 748 | 155 | 943 |
| SOUTH KOREA | 23 929 | 134 442 | 2 121 | 11 837 | 1 167 | 6 370 |
| JAPAN | 73 066 | 209 767 | 9 684 | 28 197 | 5 331 | 15 200 |
| EXPORTS | 3 890 535 | 11 240 035 | 341 871 | 985 645 | 188 181 | 531 447 |
| FRANCE | 845 599 | 2 494 671 | 85 910 | 251 579 | 47 293 | 135 651 |
| BELGIUM LUX | 703 988 | 2 027 045 | 43 492 | 123 622 | 23 946 | 66 654 |
| NETHERLANDS | 513 087 | 1 464 280 | 30 673 | 89 409 | 16 897 | 48 182 |
| ITALY | 131 541 | 320 456 | 14 291 | 37 253 | 7 877 | 20 126 |
| UNTD KINGDOM | 53 411 | 163 575 | 6 066 | 17 620 | 3 349 | 9 499 |
| IRISH REP | 7 610 | 18 673 | 1 122 | 2 353 | 616 | 1 276 |
| DENMARK | 135 844 | 407 113 | 8 374 | 25 333 | 4 614 | 13 660 |
| ICELAND | 1 224 | 3 074 | 138 | 393 | 74 | 211 |
| NORWAY | 23 349 | 85 471 | 2 052 | 7 312 | 1 130 | 3 936 |
| SWEDEN | 114 739 | 300 982 | 9 730 | 26 023 | 5 351 | 14 040 |
| FINLAND | 22 592 | 73 341 | 2 272 | 6 932 | 1 250 | 3 730 |
| SWITZERLAND | 262 415 | 680 201 | 14 218 | 40 022 | 7 822 | 21 578 |
| AUSTRIA | 254 536 | 670 608 | 21 021 | 54 664 | 11 579 | 29 490 |
| PORTUGAL | 12 451 | 33 646 | 1 262 | 3 762 | 696 | 2 030 |
| SPAIN | 17 023 | 73 502 | 2 872 | 9 295 | 1 585 | 5 009 |
| YUGOSLAVIA | 30 320 | 100 114 | 6 217 | 14 109 | 3 416 | 7 614 |
| GREECE | 39 204 | 76 019 | 4 666 | 9 003 | 2 559 | 4 869 |
| TURKEY | 7 184 | 68 601 | 1 201 | 9 172 | 660 | 4 922 |
| USSR | 5 262 | 9 577 | 1 269 | 3 028 | 698 | 1 641 |
| POLAND | 8 796 | 30 804 | 3 642 | 10 370 | 2 002 | 5 596 |
| CZECHOSLOVA | 9 879 | 30 518 | 1 525 | 4 202 | 840 | 2 263 |
| HUNGARY | 7 998 | 33 028 | 1 543 | 5 657 | 853 | 3 038 |
| RUMANIA | 44 214 | 97 438 | 4 120 | 10 074 | 2 269 | 5 448 |
| BULGARIA | 12 267 | 25 590 | 1 387 | 3 216 | 764 | 1 742 |
| CANARY IS | 657 | 2 119 | 94 | 245 | 52 | 131 |
| MOROCCO | 9 499 | 21 919 | 1 006 | 2 280 | 554 | 1 235 |
| ALGERIA | 31 515 | 61 362 | 2 663 | 5 925 | 1 468 | 3 207 |
| TUNISIA | 3 645 | 17 357 | 565 | 2 436 | 314 | 1 313 |
| LIBYA | 13 463 | 23 757 | 1 373 | 2 580 | 750 | 1 393 |
| EGYPT | 5 252 | 35 743 | 781 | 4 570 | 428 | 2 460 |
| SUDAN | 390 | 576 | 40 | 65 | 22 | 35 |
| UPPER VOLTA | 852 | 1 014 | 77 | 95 | 44 | 54 |
| NIGER | 1 920 | 4 627 | 190 | 471 | 105 | 254 |
| SENEGAL | 1 398 | 3 911 | 94 | 340 | 51 | 182 |
| SIERRA LEONE | | 1 410 | | 313 | | 168 |

6 IMPORTS AND EXPORTS (SPECIAL TRADE) BY GROUPS OF THE SITC AND BY COUNTRIES OF PRODUCTION AND CONSUMPTION 1979

| GROUP COUNTRY | DT = 100 KG | | 1 000 DM | | 1 000 \$ | |
|------------------|-------------|----------|-----------|----------|-----------|----------|
| | JULY/SEPT | JAN/SEPT | JULY/SEPT | JAN/SEPT | JULY/SEPT | JAN/SEPT |
| LIBERIA | 1 779 | 3 593 | 174 | 314 | 96 | 169 |
| IVORY COAST | 1 507 | 12 045 | 188 | 1 329 | 105 | 715 |
| GHANA | 46 | 525 | 21 | 102 | 11 | 56 |
| TOGO | 4 788 | 7 079 | 417 | 654 | 232 | 359 |
| BENIN | 1 122 | 2 585 | 102 | 238 | 56 | 129 |
| NIGERIA | 1 697 | 18 325 | 113 | 2 585 | 61 | 1 393 |
| CAMEROON | 221 | 1 841 | 22 | 186 | 12 | 98 |
| CENT AFR EMP | 38 | 425 | 13 | 67 | 7 | 36 |
| GABON | 312 | 1 622 | 36 | 201 | 20 | 108 |
| CONGO | 139 | 2 172 | 18 | 222 | 10 | 119 |
| ZAIRE | 297 | 5 078 | 52 | 516 | 29 | 275 |
| ETHIOPIA | 235 | 973 | 25 | 106 | 14 | 58 |
| KENYA | 449 | 12 945 | 49 | 1 628 | 26 | 869 |
| TANZANIA | 1 544 | 12 851 | 95 | 962 | 52 | 511 |
| REUNION | 485 | 765 | 65 | 100 | 36 | 54 |
| MALAWI | 1 388 | 1 420 | 158 | 168 | 86 | 91 |
| REP S AFRICA | 16 320 | 51 291 | 1 502 | 4 348 | 825 | 2 345 |
| USA | 33 331 | 182 636 | 2 746 | 15 925 | 1 510 | 8 533 |
| CANADA | 35 734 | 92 784 | 3 732 | 9 090 | 2 051 | 4 910 |
| MEXICO | 3 506 | 5 917 | 913 | 1 927 | 501 | 1 043 |
| GUADELOUPE | 2 652 | 13 129 | 314 | 1 594 | 173 | 856 |
| MARTINIQUE | 2 798 | 8 371 | 352 | 981 | 193 | 530 |
| TRINIDAD TOB | | 888 | 1 | 94 | | 50 |
| NETH ANTILL | 425 | 1 915 | 55 | 210 | 31 | 112 |
| COLOMBIA | 90 | 440 | 34 | 82 | 19 | 45 |
| VENEZUELA | 29 568 | 99 125 | 2 551 | 7 689 | 1 400 | 4 136 |
| SURINAM | 275 | 647 | 38 | 93 | 20 | 49 |
| ECUADOR | 3 812 | 5 173 | 453 | 600 | 250 | 329 |
| PERU | 6 130 | 19 061 | 649 | 1 297 | 360 | 700 |
| BRAZIL | 2 653 | 16 175 | 635 | 3 688 | 350 | 1 985 |
| CHILE | 370 | 1 109 | 58 | 425 | 30 | 227 |
| BOLIVIA | 121 | 3 363 | 12 | 277 | 6 | 146 |
| URUGUAY | 202 | 2 700 | 66 | 359 | 37 | 193 |
| ARGENTINA | 21 985 | 42 481 | 2 618 | 5 569 | 1 436 | 2 999 |
| CYPRUS | 1 185 | 3 555 | 166 | 364 | 91 | 195 |
| LEBANON | 6 744 | 10 414 | 1 112 | 1 394 | 612 | 761 |
| SYRIA | 8 033 | 36 766 | 757 | 2 464 | 417 | 1 326 |
| IRAQ | 18 048 | 54 723 | 1 824 | 5 410 | 1 009 | 2 918 |
| IRAN | 20 976 | 38 804 | 2 458 | 4 170 | 1 354 | 2 271 |
| ISRAEL | 1 394 | 6 068 | 153 | 590 | 83 | 317 |
| JORDAN | 1 089 | 2 029 | 113 | 207 | 62 | 111 |
| SAUDI ARABIA | 106 670 | 269 732 | 14 844 | 35 692 | 8 167 | 19 266 |
| KUWAIT | 8 233 | 26 037 | 883 | 2 477 | 485 | 1 328 |
| BAHRAIN | 8 438 | 10 150 | 917 | 1 221 | 503 | 662 |
| QATAR | 2 691 | 7 858 | 136 | 519 | 74 | 277 |
| ARAB EMIRAT | 46 708 | 171 823 | 5 340 | 22 099 | 2 943 | 11 881 |
| OMAN | 304 | 935 | 22 | 114 | 13 | 62 |
| NORTH YEMEN | 294 | 612 | 60 | 122 | 33 | 66 |
| AFGHANISTAN | 424 | 518 | 110 | 122 | 61 | 68 |
| PAKISTAN | 2 432 | 17 174 | 234 | 2 002 | 130 | 1 067 |
| INDIA | 828 | 4 506 | 190 | 905 | 106 | 483 |
| BANGLADESH | 1 576 | 6 480 | 89 | 624 | 49 | 337 |
| SRI LANKA | 984 | 1 111 | 68 | 86 | 37 | 47 |
| BURMA | 10 448 | 10 773 | 2 106 | 2 143 | 1 153 | 1 173 |
| THAILAND | 8 409 | 18 336 | 751 | 1 756 | 411 | 949 |
| INDONESIA | 18 724 | 45 838 | 2 118 | 5 334 | 1 166 | 2 879 |
| MALAYSIA | 5 908 | 16 451 | 631 | 998 | 351 | 547 |
| SINGAPORE | 9 307 | 24 637 | 986 | 2 769 | 540 | 1 495 |
| PHILIPPINES | 1 369 | 5 112 | 99 | 534 | 53 | 284 |
| P REP CHINA | 1 200 | 1 220 | 158 | 162 | 88 | 90 |
| SOUTH KOREA | 49 649 | 200 440 | 7 144 | 27 876 | 3 873 | 15 027 |
| JAPAN | 10 305 | 23 058 | 1 595 | 3 647 | 879 | 1 968 |
| TAIWAN | 7 035 | 75 642 | 504 | 6 299 | 277 | 3 386 |
| HONG KONG | 11 206 | 26 349 | 1 090 | 2 719 | 600 | 1 470 |
| AUSTRALIA | 6 524 | 26 391 | 654 | 2 459 | 360 | 1 324 |
| NEW ZEALAND | 213 | 784 | 31 | 126 | 17 | 67 |
| NEW CALEDON | 2 684 | 4 015 | 230 | 407 | 126 | 219 |
| FR POLYNESIA | 110 | 704 | 13 | 88 | 8 | 48 |

663 0TH NONMETAL MINERAL MFS

| IMPORTS | 2 944 867 | 7 725 659 | 201 799 | 591 749 | 111 106 | 318 859 |
|---------------|-----------|-----------|---------|---------|---------|---------|
| FRANCE | 346 158 | 1 345 932 | 35 414 | 121 891 | 19 483 | 65 566 |
| BELGIUM LUX | 208 180 | 543 854 | 16 055 | 45 435 | 8 845 | 24 502 |
| NETHERLANDS | 916 892 | 2 242 263 | 28 310 | 80 920 | 15 603 | 43 642 |
| ITALY | 276 296 | 777 780 | 18 859 | 55 910 | 10 390 | 30 133 |
| UNITD KINGDOM | 36 448 | 97 249 | 16 681 | 49 391 | 9 180 | 26 596 |
| IRISH REP | 259 | 976 | 1 110 | 2 243 | 611 | 1 216 |
| DENMARK | 515 388 | 1 138 171 | 16 365 | 40 407 | 9 012 | 21 816 |
| NORWAY | 1 691 | 5 612 | 660 | 1 963 | 363 | 1 062 |
| SWEDEN | 35 872 | 74 850 | 3 110 | 8 270 | 1 716 | 4 457 |
| FINLAND | 11 219 | 18 058 | 933 | 2 826 | 514 | 1 519 |
| SWITZERLAND | 40 985 | 112 303 | 5 137 | 15 478 | 2 820 | 8 324 |
| AUSTRIA | 404 200 | 966 553 | 31 361 | 91 348 | 17 264 | 49 232 |
| PORTUGAL | 830 | 3 123 | 154 | 435 | 85 | 234 |
| SPAIN | 5 375 | 16 713 | 2 187 | 6 327 | 1 205 | 3 414 |
| YUGOSLAVIA | 27 522 | 65 490 | 2 152 | 5 933 | 1 186 | 3 200 |
| GREECE | 40 | 81 | 49 | 121 | 27 | 62 |
| USSR | | 2 | 11 | 77 | 7 | 41 |
| POLAND | 11 373 | 39 497 | 589 | 2 017 | 326 | 1 084 |
| CZECHOSLOVA | 90 917 | 231 885 | 1 199 | 3 325 | 659 | 1 790 |

6 IMPORTS AND EXPORTS (SPECIAL TRADE) BY GROUPS OF THE SITC AND BY COUNTRIES OF PRODUCTION AND CONSUMPTION 1979

| GROUP COUNTRY | DT = 100 KG | | 1 000 DM | | 1 000 \$ | |
|------------------|-------------|-----------|-----------|----------|-----------|----------|
| | JULY/SEPT | JAN/SEPT | JULY/SEPT | JAN/SEPT | JULY/SEPT | JAN/SEPT |
| HUNGARY | 382 | 937 | 53 | 106 | 30 | 60 |
| RUMANIA | 2 096 | 5 046 | 545 | 1 365 | 301 | 739 |
| TUNISIA | 75 | 166 | 92 | 175 | 50 | 95 |
| MADAGASCAR | 2 | 8 | 26 | 86 | 15 | 47 |
| USA | 8 021 | 24 125 | 14 004 | 36 480 | 7 705 | 19 661 |
| CANADA | 628 | 1 041 | 300 | 822 | 165 | 446 |
| MEXICO | 14 | 47 | 13 | 61 | 7 | 32 |
| VENEZUELA | 22 | 392 | 17 | 236 | 9 | 125 |
| BRAZIL | 16 | 54 | 603 | 1 304 | 333 | 706 |
| PARAGUAY | 4 | 32 | 17 | 178 | 9 | 97 |
| ISRAEL | 124 | 1 281 | 1 406 | 3 946 | 776 | 2 132 |
| INDIA | 155 | 338 | 287 | 668 | 160 | 363 |
| P REP CHINA | 405 | 1 195 | 125 | 497 | 68 | 266 |
| SOUTH KOREA | 1 552 | 4 982 | 788 | 2 474 | 433 | 1 332 |
| JAPAN | 1 105 | 2 933 | 2 934 | 7 920 | 1 611 | 4 271 |
| TAIWAN | 498 | 2 458 | 219 | 1 038 | 121 | 559 |
| EXPORTS | 3 327 898 | 8 598 022 | 330 609 | 980 437 | 182 082 | 528 568 |
| FRANCE | 547 347 | 1 429 746 | 60 103 | 179 645 | 33 119 | 96 883 |
| BELGIUM LUX | 799 485 | 1 878 809 | 28 342 | 81 467 | 15 597 | 43 884 |
| NETHERLANDS | 815 459 | 2 085 173 | 34 072 | 97 744 | 18 780 | 52 702 |
| ITALY | 72 981 | 185 521 | 26 378 | 73 818 | 14 557 | 39 835 |
| UNTD KINGDOM | 43 103 | 147 645 | 20 021 | 61 246 | 11 019 | 33 008 |
| IRISH REP | 2 694 | 9 173 | 1 251 | 4 103 | 686 | 2 211 |
| DENMARK | 144 007 | 398 394 | 7 707 | 22 720 | 4 248 | 12 254 |
| ICELAND | 393 | 634 | 131 | 266 | 73 | 141 |
| NORWAY | 44 179 | 91 940 | 4 576 | 12 998 | 2 532 | 7 017 |
| SWEDEN | 33 885 | 98 834 | 8 114 | 26 344 | 4 472 | 14 205 |
| FINLAND | 4 153 | 16 215 | 3 318 | 11 212 | 1 821 | 6 048 |
| SWITZERLAND | 428 414 | 1 112 149 | 20 842 | 59 621 | 11 476 | 32 153 |
| AUSTRIA | 193 697 | 482 076 | 21 419 | 58 449 | 11 794 | 31 535 |
| PORTUGAL | 4 713 | 9 620 | 2 284 | 5 877 | 1 256 | 3 166 |
| SPAIN | 15 287 | 49 603 | 5 896 | 19 770 | 3 247 | 10 643 |
| MALTA | 28 | 133 | 43 | 188 | 23 | 100 |
| YUGOSLAVIA | 10 411 | 34 114 | 7 333 | 20 886 | 4 038 | 11 257 |
| GREECE | 10 409 | 26 655 | 3 594 | 9 384 | 1 983 | 5 065 |
| TURKEY | 4 276 | 12 785 | 1 940 | 4 879 | 1 067 | 2 636 |
| USSR | 15 963 | 47 438 | 4 790 | 17 821 | 2 639 | 9 584 |
| POLAND | 5 440 | 14 445 | 5 235 | 13 532 | 2 879 | 7 302 |
| CZECHOSLOVA | 3 062 | 7 377 | 2 911 | 7 448 | 1 603 | 4 016 |
| HUNGARY | 4 397 | 10 603 | 2 837 | 7 343 | 1 565 | 3 971 |
| RUMANIA | 5 770 | 24 527 | 3 775 | 15 062 | 2 076 | 8 097 |
| BULGARIA | 1 829 | 3 010 | 1 108 | 2 213 | 609 | 1 197 |
| CANARY IS | 89 | 1 846 | 67 | 205 | 39 | 112 |
| MOROCCO | 1 605 | 9 769 | 752 | 1 770 | 414 | 957 |
| ALGERIA | 2 300 | 9 779 | 552 | 4 070 | 299 | 2 176 |
| TUNISIA | 189 | 546 | 223 | 595 | 125 | 322 |
| LIBYA | 4 360 | 8 165 | 244 | 1 460 | 133 | 780 |
| EGYPT | 1 397 | 13 661 | 813 | 2 731 | 445 | 1 467 |
| SUDAN | 209 | 313 | 60 | 185 | 33 | 99 |
| LIBERIA | 166 | 984 | 95 | 338 | 51 | 182 |
| IVORY COAST | 188 | 910 | 130 | 541 | 71 | 289 |
| GHANA | 1 577 | 1 857 | 77 | 269 | 41 | 144 |
| NIGERIA | 2 677 | 16 241 | 1 594 | 5 842 | 879 | 3 154 |
| CAMEROON | 13 | 226 | 23 | 241 | 12 | 128 |
| GABON | 57 | 254 | 43 | 145 | 22 | 76 |
| CONGO | 22 | 68 | 27 | 110 | 15 | 58 |
| ZAIRE | 1 608 | 1 892 | 305 | 563 | 168 | 308 |
| ANGOLA | 80 | 373 | 93 | 439 | 51 | 236 |
| ETHIOPIA | 294 | 372 | 73 | 153 | 40 | 83 |
| KENYA | 88 | 2 656 | 94 | 444 | 52 | 238 |
| TANZANIA | 22 | 125 | 32 | 115 | 16 | 63 |
| MOZAMBIQUE | 625 | 740 | 131 | 154 | 72 | 85 |
| MADAGASCAR | 45 | 162 | 59 | 196 | 32 | 105 |
| MAURITIUS | 36 | 117 | 36 | 77 | 18 | 40 |
| ZAMBIA | 14 | 86 | 23 | 98 | 12 | 51 |
| REP S AFRICA | 3 570 | 28 712 | 2 448 | 8 909 | 1 351 | 4 792 |
| USA | 16 037 | 42 120 | 12 470 | 37 029 | 6 861 | 19 956 |
| CANADA | 3 170 | 8 898 | 1 862 | 5 674 | 1 026 | 3 059 |
| MEXICO | 1 798 | 5 108 | 1 025 | 2 689 | 563 | 1 457 |
| GUATEMALA | 134 | 494 | 117 | 416 | 65 | 221 |
| REP HONDURAS | 39 | 73 | 40 | 91 | 21 | 48 |
| EL SALVADOR | 46 | 454 | 42 | 211 | 24 | 115 |
| NICARAGUA | 24 | 159 | 11 | 92 | 6 | 45 |
| COSTA RICA | 93 | 212 | 109 | 260 | 60 | 143 |
| CUBA | 52 | 64 | 49 | 235 | 27 | 126 |
| REP HAITI | 101 | 139 | 37 | 58 | 21 | 32 |
| DOMINIC REP | 205 | 855 | 124 | 513 | 69 | 275 |
| MARTINIQUE | 15 | 44 | 28 | 79 | 17 | 42 |
| COLOMBIA | 5 302 | 5 836 | 720 | 1 062 | 399 | 576 |
| VENEZUELA | 3 712 | 8 961 | 749 | 1 889 | 411 | 1 020 |
| SURINAM | 21 | 47 | 28 | 52 | 16 | 31 |
| ECUADOR | 71 | 404 | 66 | 384 | 36 | 207 |
| PERU | 151 | 4 206 | 177 | 1 118 | 98 | 602 |
| BRAZIL | 4 183 | 9 798 | 2 773 | 6 920 | 1 526 | 3 745 |
| CHILE | 446 | 1 362 | 481 | 1 277 | 266 | 687 |
| BOLIVIA | 126 | 302 | 90 | 227 | 49 | 119 |
| PARAGUAY | 153 | 254 | 58 | 97 | 33 | 56 |
| URUGUAY | 52 | 452 | 88 | 385 | 49 | 207 |
| ARGENTINA | 2 034 | 8 253 | 1 365 | 4 359 | 745 | 2 348 |
| CYPRUS | 297 | 1 000 | 99 | 356 | 54 | 190 |

6 IMPORTS AND EXPORTS (SPECIAL TRADE) BY GROUPS OF THE SITC AND BY COUNTRIES OF PRODUCTION AND CONSUMPTION 1979

| GROUP COUNTRY | DT = 100 KG | | 1 000 DM | | 1 000 \$ | |
|------------------|-------------|----------|-----------|----------|-----------|----------|
| | JULY/SEPT | JAN/SEPT | JULY/SEPT | JAN/SEPT | JULY/SEPT | JAN/SEPT |
| LEBANON | 398 | 709 | 397 | 749 | 216 | 400 |
| SYRIA | 643 | 8 486 | 347 | 2 189 | 193 | 1 180 |
| IRAQ | 4 278 | 6 765 | 876 | 1 866 | 481 | 1 012 |
| IRAN | 6 434 | 50 246 | 2 879 | 13 034 | 1 588 | 7 065 |
| ISRAEL | 1 599 | 5 661 | 1 059 | 4 295 | 582 | 2 310 |
| JORDAN | 249 | 934 | 162 | 574 | 89 | 310 |
| SAUDI ARABIA | 27 917 | 79 244 | 5 430 | 13 223 | 2 992 | 7 143 |
| KUWAIT | 768 | 4 130 | 382 | 1 432 | 210 | 768 |
| QATAR | 30 | 1 367 | 33 | 337 | 18 | 178 |
| ARAB EMIRAT | 1 139 | 14 146 | 254 | 1 580 | 136 | 841 |
| OMAN | 20 | 43 | 29 | 53 | 17 | 31 |
| AFGHANISTAN | 99 | 168 | 106 | 155 | 59 | 86 |
| PAKISTAN | 1 347 | 4 357 | 628 | 1 874 | 344 | 1 007 |
| INDIA | 1 197 | 5 551 | 1 043 | 3 896 | 575 | 2 091 |
| BANGLADESH | 71 | 699 | 51 | 393 | 29 | 210 |
| SRI LANKA | 395 | 685 | 251 | 507 | 138 | 275 |
| THAILAND | 399 | 2 828 | 272 | 1 726 | 147 | 923 |
| INDONESIA | 849 | 9 737 | 697 | 3 283 | 382 | 1 765 |
| MALAYSIA | 1 256 | 1 774 | 498 | 1 019 | 273 | 550 |
| SINGAPORE | 1 042 | 2 957 | 1 028 | 2 689 | 560 | 1 442 |
| PHILIPPINES | 826 | 1 135 | 549 | 917 | 302 | 501 |
| MONGOL P REP | 6 | 43 | 6 | 62 | 3 | 33 |
| P REP CHINA | 2 | 44 | 4 | 100 | 2 | 53 |
| SOUTH KOREA | 391 | 1 080 | 530 | 1 549 | 292 | 832 |
| JAPAN | 408 | 1 690 | 1 125 | 3 045 | 619 | 1 639 |
| TAIWAN | 520 | 6 800 | 492 | 2 869 | 272 | 1 537 |
| HONG KONG | 511 | 1 691 | 503 | 1 502 | 276 | 803 |
| AUSTRALIA | 3 549 | 6 958 | 1 854 | 4 809 | 1 020 | 2 592 |
| NEW ZEALAND | 189 | 489 | 204 | 600 | 112 | 325 |
| NEW CALEDON | 340 | 435 | 77 | 115 | 43 | 63 |
| FR POLYNESIA | 16 | 107 | 25 | 68 | 13 | 37 |

664 GLASS

| IMPORTS | 1 359 230 | 3 555 812 | 185 630 | 511 915 | 102 236 | 276 177 |
|----------------|-----------|-----------|---------|---------|---------|---------|
| FRANCE | 123 634 | 383 394 | 22 573 | 61 669 | 12 432 | 33 280 |
| BELGIUM LUX | 622 153 | 1 469 533 | 56 039 | 144 929 | 30 878 | 78 267 |
| NETHERLANDS | 92 291 | 285 640 | 16 396 | 45 118 | 9 034 | 24 342 |
| ITALY | 167 536 | 424 481 | 26 584 | 73 505 | 14 639 | 39 658 |
| UNITED KINGDOM | 55 603 | 136 147 | 10 264 | 29 018 | 5 650 | 15 655 |
| IRISH REP | 2 043 | 4 348 | 2 276 | 5 284 | 1 257 | 2 859 |
| DENMARK | 15 207 | 41 536 | 2 722 | 7 801 | 1 501 | 4 210 |
| NORWAY | 1 364 | 2 868 | 413 | 882 | 228 | 478 |
| SWEDEN | 69 435 | 163 633 | 7 790 | 19 963 | 4 290 | 10 775 |
| FINLAND | 19 448 | 61 499 | 6 919 | 23 522 | 3 813 | 12 671 |
| SWITZERLAND | 8 605 | 24 566 | 2 688 | 6 971 | 1 482 | 3 755 |
| AUSTRIA | 34 454 | 95 449 | 3 593 | 9 097 | 1 979 | 4 911 |
| SPAIN | 11 917 | 32 419 | 2 574 | 6 945 | 1 411 | 3 741 |
| YUGOSLAVIA | 2 099 | 6 244 | 356 | 1 040 | 198 | 560 |
| GREECE | 20 | 213 | 15 | 84 | 9 | 45 |
| USSR | 22 363 | 86 802 | 646 | 2 716 | 354 | 1 457 |
| POLAND | 10 779 | 29 734 | 553 | 1 416 | 303 | 763 |
| CZECHOSLOVAKIA | 42 239 | 108 150 | 3 110 | 7 972 | 1 711 | 4 301 |
| HUNGARY | 15 136 | 42 673 | 1 026 | 2 983 | 566 | 1 611 |
| RUMANIA | 4 128 | 10 770 | 204 | 531 | 112 | 286 |
| REP S AFRICA | | 330 | | 88 | | 47 |
| USA | 26 189 | 111 487 | 13 164 | 42 978 | 7 241 | 23 139 |
| CANADA | 4 041 | 15 689 | 1 633 | 5 693 | 899 | 3 067 |
| MEXICO | 12 | 293 | 8 | 164 | 5 | 89 |
| ISRAEL | 339 | 1 071 | 64 | 224 | 35 | 121 |
| MALAYSIA | 109 | 296 | 525 | 1 727 | 287 | 929 |
| P REP CHINA | 173 | 328 | 31 | 63 | 16 | 32 |
| SOUTH KOREA | 5 | 6 | 35 | 93 | 20 | 52 |
| JAPAN | 4 633 | 13 153 | 2 289 | 6 687 | 1 258 | 3 596 |
| TAIWAN | 512 | 825 | 328 | 595 | 181 | 322 |
| HONG KONG | 736 | 2 155 | 755 | 2 002 | 415 | 1 076 |
| EXPORTS | 1 296 553 | 4 084 279 | 221 027 | 667 569 | 121 728 | 359 861 |
| FRANCE | 153 782 | 571 665 | 21 915 | 80 688 | 12 077 | 43 453 |
| BELGIUM LUX | 101 508 | 298 935 | 15 971 | 43 941 | 8 796 | 23 734 |
| NETHERLANDS | 258 663 | 781 044 | 24 382 | 72 323 | 13 438 | 39 006 |
| ITALY | 115 682 | 466 469 | 16 450 | 61 020 | 9 061 | 32 834 |
| UNITED KINGDOM | 99 371 | 290 082 | 19 988 | 57 408 | 11 011 | 30 965 |
| IRISH REP | 2 811 | 11 082 | 408 | 1 493 | 224 | 800 |
| DENMARK | 26 937 | 80 357 | 5 163 | 15 065 | 2 845 | 8 116 |
| ICELAND | 185 | 1 418 | 43 | 220 | 24 | 117 |
| NORWAY | 25 902 | 70 720 | 4 220 | 12 078 | 2 322 | 6 507 |
| SWEDEN | 22 655 | 111 107 | 6 670 | 24 559 | 3 675 | 13 223 |
| FINLAND | 19 516 | 82 212 | 2 872 | 9 885 | 1 586 | 5 318 |
| SWITZERLAND | 72 958 | 216 844 | 14 531 | 43 133 | 8 007 | 23 268 |
| AUSTRIA | 176 972 | 449 787 | 23 084 | 60 015 | 12 718 | 32 399 |
| PORTUGAL | 988 | 3 597 | 774 | 2 267 | 424 | 1 222 |
| SPAIN | 7 233 | 26 931 | 1 749 | 6 742 | 963 | 3 631 |
| MALTA | 79 | 98 | 52 | 86 | 29 | 45 |
| YUGOSLAVIA | 18 846 | 57 516 | 4 158 | 13 818 | 2 291 | 7 431 |
| GREECE | 6 903 | 21 126 | 1 343 | 3 763 | 740 | 2 021 |
| TURKEY | 918 | 4 187 | 394 | 1 347 | 218 | 723 |
| USSR | 756 | 1 210 | 463 | 689 | 256 | 377 |
| POLAND | 2 318 | 5 289 | 1 150 | 2 922 | 631 | 1 575 |
| CZECHOSLOVAKIA | 171 | 592 | 240 | 414 | 134 | 224 |

6 IMPORTS AND EXPORTS (SPECIAL TRADE) BY GROUPS OF THE SITC AND BY COUNTRIES OF PRODUCTION AND CONSUMPTION 1979

| GROUP COUNTRY | DT = 100 KG | | 1 000 DM | | 1 000 \$ | |
|------------------|-------------|-----------|-----------|----------|-----------|----------|
| | JULY/SEPT | JAN/SEPT | JULY/SEPT | JAN/SEPT | JULY/SEPT | JAN/SEPT |
| HUNGARY | 2 938 | 8 703 | 1 469 | 4 863 | 808 | 2 617 |
| RUMANIA | 143 | 712 | 476 | 1 506 | 262 | 816 |
| BULGARIA | 2 350 | 4 057 | 940 | 1 639 | 517 | 891 |
| MOROCCO | 211 | 876 | 69 | 285 | 39 | 152 |
| ALGERIA | 5 537 | 16 402 | 747 | 2 849 | 409 | 1 539 |
| TUNISIA | 559 | 724 | 42 | 112 | 24 | 60 |
| LIBYA | 3 518 | 3 822 | 351 | 545 | 193 | 294 |
| EGYPT | 1 742 | 2 970 | 523 | 1 117 | 286 | 601 |
| SENEGAL | 147 | 347 | 55 | 83 | 30 | 44 |
| LIBERIA | 299 | 711 | 54 | 160 | 29 | 87 |
| IVORY COAST | 575 | 1 116 | 134 | 280 | 74 | 153 |
| GHANA | | 359 | | 87 | | 45 |
| NIGERIA | 461 | 3 871 | 343 | 1 011 | 187 | 546 |
| CAMEROON | 254 | 372 | 46 | 78 | 25 | 44 |
| ZAIRE | 391 | 401 | 65 | 73 | 35 | 40 |
| ANGOLA | 25 | 139 | 42 | 145 | 22 | 78 |
| SOMALIA | | 639 | | 73 | | 40 |
| KENYA | 5 | 52 | 9 | 61 | 5 | 34 |
| MADAGASCAR | 160 | 672 | 33 | 123 | 19 | 67 |
| REUNION | 184 | 1 351 | 33 | 229 | 18 | 122 |
| REP S AFRICA | 9 323 | 21 386 | 2 021 | 5 090 | 1 113 | 2 746 |
| USA | 41 682 | 123 958 | 19 052 | 53 353 | 10 482 | 28 762 |
| CANADA | 2 403 | 10 220 | 677 | 2 408 | 373 | 1 297 |
| MEXICO | 279 | 718 | 256 | 624 | 139 | 337 |
| REP HONDURAS | 239 | 477 | 31 | 71 | 17 | 36 |
| EL SALVADOR | 22 | 521 | 3 | 72 | 2 | 37 |
| COSTA RICA | 354 | 677 | 50 | 109 | 28 | 59 |
| PANAM EX CZ | 929 | 1 666 | 69 | 168 | 36 | 89 |
| CUBA | 187 | 254 | 58 | 107 | 33 | 59 |
| MARTINIQUE | 337 | 1 054 | 49 | 134 | 27 | 73 |
| TRINIDAD TOB | 294 | 1 267 | 26 | 155 | 14 | 81 |
| COLOMBIA | 2 929 | 6 045 | 310 | 863 | 173 | 467 |
| VENEZUELA | 3 353 | 4 484 | 370 | 670 | 205 | 365 |
| ECUADOR | 1 982 | 2 763 | 235 | 488 | 129 | 263 |
| PERU | 245 | 389 | 43 | 113 | 23 | 61 |
| BRAZIL | 494 | 2 725 | 409 | 1 252 | 224 | 669 |
| CHILE | 1 259 | 1 524 | 332 | 581 | 181 | 312 |
| BOLIVIA | 121 | 191 | 11 | 462 | 6 | 247 |
| URUGUAY | 143 | 311 | 120 | 234 | 67 | 127 |
| ARGENTINA | 543 | 1 523 | 481 | 1 168 | 263 | 629 |
| CYPRUS | 71 | 1 339 | 18 | 176 | 9 | 93 |
| LEBANON | 5 180 | 14 679 | 500 | 1 527 | 275 | 820 |
| SYRIA | 2 163 | 7 755 | 407 | 1 290 | 225 | 698 |
| IRAQ | 1 528 | 13 460 | 855 | 2 808 | 469 | 1 510 |
| IRAN | 9 644 | 19 747 | 1 635 | 3 361 | 901 | 1 822 |
| ISRAEL | 2 825 | 12 322 | 1 041 | 3 310 | 574 | 1 784 |
| JORDAN | 2 103 | 3 606 | 330 | 687 | 181 | 372 |
| SAUDI ARABIA | 5 957 | 29 248 | 1 677 | 6 615 | 926 | 3 556 |
| KUWAIT | 2 083 | 7 003 | 624 | 1 943 | 343 | 1 046 |
| BAHRAIN | 525 | 1 559 | 86 | 241 | 46 | 130 |
| QATAR | 20 | 1 321 | 15 | 187 | 8 | 99 |
| ARAB EMIRAT | 660 | 6 451 | 126 | 935 | 69 | 500 |
| OMAN | 258 | 1 291 | 19 | 138 | 10 | 74 |
| AFGHANISTAN | 134 | 271 | 57 | 109 | 32 | 61 |
| PAKISTAN | 809 | 1 313 | 128 | 515 | 70 | 275 |
| INDIA | 4 843 | 15 710 | 1 067 | 3 744 | 591 | 2 015 |
| THAILAND | 1 396 | 8 526 | 468 | 1 475 | 260 | 797 |
| INDONESIA | 157 | 991 | 41 | 276 | 22 | 146 |
| MALAYSIA | 1 158 | 4 542 | 648 | 1 542 | 359 | 835 |
| SINGAPORE | 3 739 | 5 604 | 1 141 | 2 398 | 630 | 1 302 |
| PHILIPPINES | 432 | 1 306 | 214 | 517 | 116 | 278 |
| SOUTH KOREA | 2 503 | 3 696 | 316 | 970 | 176 | 525 |
| JAPAN | 7 021 | 19 900 | 7 664 | 18 395 | 4 215 | 9 938 |
| TAIWAN | 1 236 | 4 170 | 1 036 | 2 231 | 565 | 1 203 |
| HONG KONG | 2 722 | 7 047 | 543 | 1 768 | 301 | 961 |
| AUSTRALIA | 31 529 | 100 215 | 3 450 | 10 956 | 1 892 | 5 898 |
| NEW ZEALAND | 2 640 | 4 504 | 577 | 1 176 | 318 | 636 |
| FR POLYNESIA | 67 | 484 | 7 | 74 | 4 | 39 |
| 665 GLASSWARE | | | | | | |
| IMPORTS | 843 873 | 2 424 950 | 123 765 | 384 161 | 68 120 | 206 958 |
| FRANCE | 120 107 | 384 893 | 30 577 | 103 983 | 16 835 | 55 993 |
| BELGIUM LUX | 177 692 | 457 915 | 14 946 | 41 135 | 8 226 | 22 179 |
| NETHERLANDS | 116 459 | 443 144 | 9 572 | 34 705 | 5 267 | 18 665 |
| ITALY | 81 323 | 249 022 | 19 032 | 57 846 | 10 465 | 31 154 |
| UNTD KINGDOM | 9 878 | 27 094 | 4 567 | 13 932 | 2 521 | 7 510 |
| IRISH REP | 29 | 101 | 27 | 62 | 14 | 30 |
| DENMARK | 1 982 | 19 313 | 1 044 | 5 580 | 579 | 2 995 |
| NORWAY | 60 | 103 | 18 | 120 | 9 | 62 |
| SWEDEN | 1 786 | 13 805 | 1 733 | 6 156 | 954 | 3 325 |
| FINLAND | 566 | 1 991 | 443 | 1 153 | 246 | 621 |
| SWITZERLAND | 37 514 | 84 077 | 3 058 | 7 281 | 1 684 | 3 929 |
| AUSTRIA | 41 106 | 107 091 | 8 684 | 25 941 | 4 779 | 13 977 |
| PORTUGAL | 1 621 | 6 184 | 1 249 | 4 586 | 684 | 2 464 |
| SPAIN | 2 561 | 7 949 | 1 320 | 4 040 | 729 | 2 180 |
| MALTA | | 67 | | 63 | | 34 |
| YUGOSLAVIA | 7 179 | 23 326 | 2 256 | 8 526 | 1 244 | 4 594 |
| GREECE | 40 | 333 | 18 | 158 | 10 | 85 |
| TURKEY | 4 136 | 15 538 | 2 294 | 7 976 | 1 262 | 4 294 |
| POLAND | 43 653 | 95 695 | 2 143 | 6 017 | 1 182 | 3 248 |

6 IMPORTS AND EXPORTS (SPECIAL TRADE) BY GROUPS OF THE SITC AND BY COUNTRIES OF PRODUCTION AND CONSUMPTION 1979

| GROUP COUNTRY | DT = 100 KG | | 1 000 DM | | 1 000 \$ | |
|------------------|-------------|-----------|-----------|----------|-----------|----------|
| | JULY/SEPT | JAN/SEPT | JULY/SEPT | JAN/SEPT | JULY/SEPT | JAN/SEPT |
| CZECHOSLOVAKIA | 39 037 | 97 557 | 3 939 | 9 946 | 2 170 | 5 378 |
| HUNGARY | 132 469 | 320 487 | 4 758 | 11 165 | 2 618 | 6 034 |
| ROMANIA | 7 737 | 16 676 | 3 502 | 8 156 | 1 929 | 4 408 |
| USA | 8 793 | 29 446 | 4 959 | 15 169 | 2 723 | 8 163 |
| CANADA | 813 | 1 310 | 54 | 146 | 29 | 78 |
| MEXICO | 1 227 | 3 774 | 435 | 1 392 | 239 | 751 |
| ISRAEL | 91 | 240 | 82 | 264 | 45 | 143 |
| INDIA | 1 010 | 4 052 | 651 | 2 467 | 359 | 1 329 |
| THAILAND | 77 | 530 | 16 | 130 | 9 | 70 |
| P. REP. CHINA | 216 | 662 | 63 | 197 | 35 | 105 |
| JAPAN | 442 | 1 240 | 477 | 1 229 | 261 | 664 |
| TAIWAN | 2 803 | 8 063 | 1 296 | 3 318 | 711 | 1 789 |
| HONG KONG | 565 | 1 204 | 397 | 824 | 219 | 445 |
| AUSTRALIA | 587 | 1 562 | 113 | 323 | 61 | 173 |
| EXPORTS | 1 394 981 | 3 832 740 | 201 824 | 583 943 | 111 123 | 314 798 |
| FRANCE | 367 833 | 895 320 | 32 968 | 92 469 | 18 150 | 49 845 |
| BELGIUM LUX | 154 182 | 430 949 | 18 047 | 54 274 | 9 942 | 29 263 |
| NETHERLANDS | 479 550 | 1 415 773 | 36 979 | 110 651 | 20 355 | 59 613 |
| ITALY | 26 335 | 64 384 | 11 490 | 34 457 | 6 329 | 18 583 |
| UNITED KINGDOM | 117 863 | 337 585 | 14 181 | 39 010 | 7 811 | 21 025 |
| IRISH REP. | 8 374 | 21 684 | 1 098 | 3 414 | 605 | 1 833 |
| DENMARK | 40 816 | 130 719 | 5 429 | 16 314 | 2 996 | 8 802 |
| ICELAND | 44 | 115 | 76 | 125 | 45 | 72 |
| NORWAY | 3 310 | 7 213 | 1 737 | 5 020 | 954 | 2 712 |
| SWEDEN | 5 997 | 17 348 | 2 683 | 8 117 | 1 474 | 4 371 |
| FINLAND | 2 108 | 16 137 | 1 289 | 8 017 | 715 | 4 289 |
| SWITZERLAND | 50 724 | 156 789 | 12 597 | 36 598 | 6 938 | 19 730 |
| AUSTRIA | 30 838 | 77 692 | 10 563 | 28 995 | 5 824 | 15 652 |
| PORTUGAL | 202 | 661 | 227 | 823 | 125 | 440 |
| SPAIN | 8 057 | 17 180 | 4 273 | 10 524 | 2 353 | 5 690 |
| MALTA | 306 | 932 | 194 | 877 | 108 | 470 |
| YUGOSLAVIA | 16 658 | 21 527 | 1 451 | 2 579 | 797 | 1 396 |
| GREECE | 10 022 | 45 646 | 3 030 | 11 167 | 1 669 | 6 017 |
| TURKEY | 234 | 444 | 129 | 358 | 69 | 189 |
| USSR | 110 | 245 | 106 | 228 | 58 | 123 |
| POLAND | 2 776 | 5 932 | 441 | 1 014 | 242 | 547 |
| CZECHOSLOVAKIA | 17 | 61 | 55 | 154 | 30 | 84 |
| HUNGARY | 507 | 1 030 | 433 | 1 099 | 236 | 588 |
| ROMANIA | 5 223 | 7 969 | 793 | 1 576 | 437 | 852 |
| BULGARIA | 21 | 175 | 168 | 335 | 93 | 181 |
| CANARY IS. | 123 | 197 | 104 | 208 | 57 | 113 |
| MOROCCO | 148 | 3 729 | 90 | 680 | 49 | 370 |
| ALGERIA | 37 | 360 | 117 | 525 | 65 | 285 |
| TUNISIA | 18 | 338 | 24 | 690 | 14 | 370 |
| LIBYA | 64 | 659 | 124 | 866 | 70 | 464 |
| EGYPT | 52 | 184 | 97 | 256 | 53 | 136 |
| SUDAN | 340 | 540 | 121 | 269 | 66 | 144 |
| SENEGAL | 12 | 35 | 58 | 103 | 32 | 55 |
| GAMBIA | | 776 | | 57 | | 31 |
| LIBERIA | 8 | 71 | 10 | 57 | 6 | 30 |
| IVORY COAST | 360 | 1 274 | 80 | 242 | 44 | 126 |
| GHANA | 2 793 | 2 804 | 201 | 255 | 112 | 141 |
| NIGERIA | 990 | 2 675 | 234 | 577 | 130 | 314 |
| ZAIRE | 4 | 119 | 19 | 100 | 9 | 52 |
| KENYA | 15 | 66 | 47 | 172 | 26 | 93 |
| UGANDA | 2 140 | 2 140 | 180 | 180 | 98 | 98 |
| SEYCHELLES | | 1 069 | | 67 | | 35 |
| REP. S. AFRICA | 1 136 | 3 531 | 969 | 2 759 | 537 | 1 488 |
| USA | 16 419 | 48 965 | 18 415 | 57 113 | 10 131 | 30 786 |
| CANADA | 1 170 | 3 997 | 1 377 | 4 117 | 752 | 2 215 |
| MEXICO | 399 | 1 331 | 824 | 1 848 | 452 | 996 |
| GUATEMALA | 53 | 159 | 24 | 89 | 10 | 45 |
| EL SALVADOR | 11 | 22 | 31 | 60 | 16 | 30 |
| COSTA RICA | 30 | 103 | 60 | 171 | 33 | 89 |
| PANAMA EX. CZ. | 94 | 206 | 111 | 239 | 58 | 124 |
| CUBA | 2 | 268 | 7 | 202 | 4 | 108 |
| REP. HAITI | 4 | 139 | 5 | 81 | 3 | 43 |
| DOMINIC REP. | 48 | 191 | 22 | 74 | 14 | 41 |
| GUADELOUPE | 281 | 1 618 | 26 | 142 | 15 | 77 |
| WEST INDIES | 2 | 12 | 13 | 67 | 7 | 36 |
| TRINIDAD TOB. | 15 | 2 773 | 40 | 198 | 22 | 107 |
| NETH. ANTILL. | 36 | 80 | 50 | 98 | 30 | 58 |
| COLOMBIA | 250 | 521 | 231 | 544 | 127 | 292 |
| VENEZUELA | 1 650 | 4 034 | 1 040 | 2 329 | 572 | 1 268 |
| ECUADOR | 247 | 724 | 141 | 479 | 77 | 257 |
| PERU | 33 | 154 | 88 | 280 | 48 | 153 |
| BRAZIL | 513 | 2 399 | 644 | 2 466 | 357 | 1 333 |
| CHILE | 303 | 707 | 315 | 825 | 178 | 453 |
| BOLIVIA | 30 | 72 | 52 | 137 | 29 | 74 |
| PARAGUAY | 5 | 31 | 13 | 70 | 7 | 37 |
| URUGUAY | 8 081 | 10 950 | 1 071 | 1 539 | 590 | 839 |
| ARGENTINA | 450 | 758 | 406 | 749 | 225 | 406 |
| CYPRUS | 244 | 1 553 | 149 | 463 | 80 | 250 |
| LEBANON | 170 | 504 | 136 | 452 | 73 | 241 |
| SYRIA | 45 | 325 | 65 | 461 | 35 | 247 |
| IRAQ | 136 | 628 | 474 | 995 | 265 | 541 |
| IRAN | 6 797 | 10 011 | 1 788 | 2 785 | 982 | 1 511 |
| ISRAEL | 609 | 1 547 | 730 | 1 834 | 403 | 987 |
| JORDAN | 17 | 64 | 30 | 102 | 17 | 56 |
| SAUDI ARABIA | 626 | 1 571 | 1 610 | 3 185 | 886 | 1 722 |

6 IMPORTS AND EXPORTS (SPECIAL TRADE) BY GROUPS OF THE SITC AND BY COUNTRIES OF PRODUCTION AND CONSUMPTION 1979

| GROUP COUNTRY | DT = 100 KG | | 1 000 DM | | 1 000 \$ | |
|------------------|-------------|----------|-----------|----------|-----------|----------|
| | JULY/SEPT | JAN/SEPT | JULY/SEPT | JAN/SEPT | JULY/SEPT | JAN/SEPT |
| KUWAIT | 6 434 | 14 590 | 807 | 1 543 | 443 | 827 |
| QATAR | 35 | 56 | 65 | 94 | 33 | 49 |
| ARAB EMIRAT | 207 | 4 197 | 115 | 673 | 63 | 364 |
| OMAN | | 1 894 | 1 | 211 | 1 | 112 |
| AFGHANISTAN | 399 | 721 | 157 | 354 | 86 | 191 |
| PAKISTAN | 209 | 943 | 222 | 766 | 125 | 412 |
| INDIA | 20 | 151 | 94 | 480 | 50 | 255 |
| BANGLADESH | 5 | 406 | 7 | 181 | 3 | 96 |
| THAILAND | 203 | 543 | 204 | 554 | 110 | 295 |
| INDONESIA | 704 | 1 880 | 517 | 1 315 | 284 | 705 |
| MALAYSIA | 520 | 1 025 | 452 | 772 | 247 | 417 |
| SINGAPORE | 244 | 669 | 457 | 1 060 | 253 | 575 |
| PHILIPPINES | 104 | 268 | 139 | 362 | 75 | 196 |
| P REP CHINA | 1 | 5 | 17 | 59 | 9 | 31 |
| SOUTH KOREA | 137 | 293 | 140 | 408 | 75 | 217 |
| JAPAN | 2 072 | 5 069 | 2 639 | 6 872 | 1 454 | 3 713 |
| TAIWAN | 27 | 81 | 95 | 225 | 53 | 125 |
| HONG KONG | 179 | 426 | 309 | 822 | 170 | 446 |
| AUSTRALIA | 1 576 | 5 046 | 1 440 | 4 358 | 791 | 2 347 |
| NEW ZEALAND | 442 | 910 | 494 | 1 060 | 272 | 573 |
| FR POLYNESIA | 1 783 | 2 004 | 100 | 130 | 55 | 72 |
| 666 POTTERY | | | | | | |
| IMPORTS | 141 929 | 474 762 | 93 223 | 285 954 | 51 313 | 154 049 |
| FRANCE | 11 551 | 44 082 | 5 688 | 20 737 | 3 136 | 11 162 |
| BELGIUM LUX | 5 003 | 17 601 | 7 323 | 24 438 | 4 029 | 13 157 |
| NETHERLANDS | 5 870 | 18 326 | 4 294 | 12 799 | 2 367 | 6 895 |
| ITALY | 41 101 | 151 750 | 21 743 | 72 484 | 11 958 | 39 003 |
| UNTD KINGDOM | 23 408 | 71 727 | 15 087 | 45 052 | 8 300 | 24 257 |
| IRISH REP | 1 151 | 3 058 | 803 | 2 118 | 439 | 1 140 |
| DENMARK | 1 166 | 2 674 | 4 134 | 9 008 | 2 275 | 4 867 |
| NORWAY | 96 | 497 | 93 | 486 | 50 | 260 |
| SWEDEN | 702 | 2 305 | 799 | 2 800 | 439 | 1 509 |
| FINLAND | 308 | 1 155 | 392 | 1 345 | 215 | 721 |
| SWITZERLAND | 974 | 2 933 | 987 | 3 020 | 544 | 1 627 |
| AUSTRIA | 1 019 | 2 975 | 1 062 | 2 735 | 586 | 1 475 |
| PORTUGAL | 2 162 | 8 904 | 1 235 | 4 550 | 677 | 2 437 |
| SPAIN | 2 025 | 8 559 | 1 040 | 3 484 | 572 | 1 870 |
| YUGOSLAVIA | 111 | 568 | 44 | 280 | 25 | 150 |
| GREECE | 246 | 403 | 109 | 277 | 57 | 145 |
| TURKEY | 80 | 254 | 95 | 304 | 52 | 162 |
| USSR | 181 | 349 | 24 | 171 | 13 | 92 |
| POLAND | 48 | 290 | 24 | 138 | 13 | 75 |
| CZECHOSLOVA | 866 | 2 748 | 395 | 1 288 | 218 | 693 |
| HUNGARY | 885 | 2 012 | 952 | 2 662 | 524 | 1 436 |
| RUMANIA | 28 | 134 | 9 | 59 | 4 | 31 |
| BULGARIA | 146 | 836 | 68 | 453 | 38 | 241 |
| USA | 213 | 468 | 438 | 1 029 | 241 | 556 |
| MEXICO | 531 | 1 635 | 435 | 1 290 | 241 | 694 |
| BRAZIL | 569 | 1 131 | 479 | 869 | 264 | 468 |
| CHILE | 419 | 1 692 | 349 | 1 384 | 191 | 746 |
| URUGUAY | 32 | 99 | 150 | 378 | 83 | 205 |
| ISRAEL | 70 | 77 | 68 | 75 | 39 | 41 |
| INDIA | 67 | 148 | 52 | 109 | 31 | 61 |
| SRI LANKA | 172 | 392 | 118 | 253 | 64 | 136 |
| THAILAND | 150 | 568 | 159 | 371 | 86 | 199 |
| PHILIPPINES | 195 | 1 279 | 171 | 869 | 95 | 467 |
| P REP CHINA | 2 342 | 6 352 | 950 | 2 552 | 525 | 1 381 |
| SOUTH KOREA | 9 706 | 23 255 | 4 061 | 9 340 | 2 237 | 5 055 |
| JAPAN | 19 255 | 52 482 | 14 931 | 41 634 | 8 222 | 22 465 |
| TAIWAN | 8 719 | 40 309 | 4 001 | 14 019 | 2 211 | 7 590 |
| HONG KONG | 231 | 643 | 319 | 757 | 176 | 404 |
| EXPORTS | 157 103 | 481 786 | 148 787 | 439 087 | 81 929 | 236 738 |
| FRANCE | 26 416 | 89 001 | 17 706 | 57 890 | 9 765 | 31 194 |
| BELGIUM LUX | 11 758 | 35 674 | 9 417 | 28 843 | 5 185 | 15 547 |
| NETHERLANDS | 21 934 | 68 324 | 13 663 | 40 273 | 7 529 | 21 730 |
| ITALY | 29 792 | 92 688 | 24 550 | 71 497 | 13 518 | 38 548 |
| UNTD KINGDOM | 7 811 | 24 308 | 5 024 | 16 396 | 2 763 | 8 828 |
| IRISH REP | 86 | 227 | 57 | 152 | 31 | 82 |
| DENMARK | 4 717 | 11 376 | 4 613 | 11 226 | 2 543 | 6 061 |
| ICELAND | 85 | 190 | 188 | 391 | 104 | 211 |
| NORWAY | 2 873 | 6 849 | 2 604 | 6 316 | 1 434 | 3 410 |
| SWEDEN | 7 758 | 20 721 | 7 047 | 18 829 | 3 880 | 10 165 |
| FINLAND | 824 | 1 821 | 584 | 1 365 | 321 | 737 |
| SWITZERLAND | 10 798 | 31 021 | 11 181 | 30 376 | 6 156 | 16 381 |
| AUSTRIA | 8 718 | 29 143 | 9 437 | 28 525 | 5 197 | 15 376 |
| SPAIN | 1 377 | 4 798 | 1 272 | 4 070 | 700 | 2 190 |
| ANDORRA | 28 | 169 | 92 | 293 | 50 | 159 |
| MALTA | 14 | 78 | 28 | 126 | 14 | 64 |
| YUGOSLAVIA | 599 | 629 | 640 | 701 | 353 | 386 |
| GREECE | 2 473 | 5 812 | 1 603 | 3 631 | 884 | 1 964 |
| TURKEY | 67 | 109 | 214 | 311 | 118 | 168 |
| CZECHOSLOVA | 28 | 48 | 45 | 68 | 26 | 38 |
| HUNGARY | 848 | 1 131 | 489 | 584 | 268 | 318 |
| CANARY IS | 103 | 263 | 196 | 417 | 107 | 223 |
| MOROCCO | 71 | 434 | 53 | 417 | 30 | 224 |
| CEUTA MEL | 3 | 14 | 12 | 59 | 6 | 32 |
| ALGERIA | 616 | 678 | 420 | 496 | 233 | 272 |

6 IMPORTS AND EXPORTS (SPECIAL TRADE) BY GROUPS OF THE SITC AND BY COUNTRIES OF PRODUCTION AND CONSUMPTION 1979

| GROUP COUNTRY | DT = 100 KG | | 1 000 DM | | 1 000 \$ | |
|------------------------------|-------------|----------|-----------|----------|-----------|----------|
| | JULY/SEPT | JAN/SEPT | JULY/SEPT | JAN/SEPT | JULY/SEPT | JAN/SEPT |
| TUNISIA | 36 | 48 | 46 | 66 | 26 | 37 |
| EGYPT | 319 | 364 | 452 | 512 | 247 | 280 |
| IVORY COAST | 1 | 115 | 4 | 118 | 2 | 63 |
| NIGERIA | 28 | 52 | 74 | 128 | 41 | 70 |
| ZAIRE | | 34 | | 62 | | 33 |
| TANZANIA | 12 | 234 | 20 | 494 | 11 | 263 |
| REP S AFRICA | 83 | 293 | 139 | 364 | 78 | 202 |
| USA | 10 138 | 35 947 | 25 321 | 85 392 | 13 923 | 45 986 |
| CANADA | 1 509 | 4 265 | 2 196 | 6 081 | 1 206 | 3 278 |
| MEXICO | 154 | 316 | 395 | 988 | 219 | 535 |
| BERMUDA | 39 | 83 | 210 | 537 | 114 | 289 |
| EL SALVADOR | 17 | 37 | 40 | 93 | 22 | 48 |
| PANAM EX CZ | 65 | 98 | 270 | 447 | 149 | 243 |
| BAHAMAS | 18 | 55 | 125 | 348 | 69 | 189 |
| AM VIRGIN IS | 41 | 89 | 150 | 280 | 83 | 153 |
| CAYMAN IS | 2 | 5 | 31 | 58 | 17 | 31 |
| JAMAICA | 72 | 77 | 112 | 185 | 61 | 99 |
| BARBADOS | 9 | 80 | 66 | 234 | 36 | 125 |
| TRINIDAD TOB | 18 | 23 | 52 | 77 | 28 | 42 |
| NETH ANTILL | 51 | 180 | 425 | 818 | 234 | 445 |
| COLOMBIA | 19 | 51 | 91 | 323 | 50 | 175 |
| VENEZUELA | 850 | 1 364 | 1 122 | 1 904 | 620 | 1 038 |
| ECUADOR | 79 | 114 | 112 | 299 | 63 | 165 |
| CHILE | 25 | 45 | 85 | 139 | 47 | 77 |
| PARAGUAY | 27 | 34 | 49 | 66 | 27 | 36 |
| URUGUAY | 4 | 4 | 68 | 68 | 38 | 38 |
| ARGENTINA | 86 | 141 | 197 | 274 | 109 | 152 |
| CYPRUS | 99 | 248 | 125 | 321 | 68 | 170 |
| LEBANON | 79 | 264 | 94 | 289 | 52 | 154 |
| IRAQ | 69 | 121 | 69 | 135 | 38 | 74 |
| IRAN | 2 | 1 284 | 10 | 373 | 6 | 199 |
| ISRAEL | 318 | 1 480 | 306 | 1 047 | 168 | 562 |
| JORDAN | | 46 | | 65 | | 33 |
| SAUDI ARABIA | 578 | 1 298 | 1 136 | 2 245 | 629 | 1 222 |
| KUWAIT | 216 | 637 | 349 | 849 | 191 | 460 |
| BAHRAIN | 18 | 56 | 34 | 111 | 19 | 60 |
| QATAR | 10 | 152 | 55 | 250 | 30 | 135 |
| ARAB EMIRAT | 105 | 367 | 133 | 522 | 75 | 281 |
| OMAN | | 56 | | 84 | | 45 |
| NORTH YEMEN | 3 | 41 | 7 | 58 | 4 | 32 |
| PAKISTAN | | 45 | | 90 | | 46 |
| INDONESIA | 31 | 89 | 76 | 137 | 42 | 75 |
| SINGAPORE | 53 | 169 | 129 | 437 | 72 | 232 |
| PHILIPPINES | 40 | 150 | 76 | 344 | 41 | 182 |
| JAPAN | 775 | 2 062 | 1 678 | 3 998 | 923 | 2 160 |
| HONG KONG | 31 | 144 | 91 | 386 | 49 | 207 |
| AUSTRALIA | 704 | 2 385 | 610 | 1 996 | 336 | 1 071 |
| NEW ZEALAND | 249 | 584 | 394 | 838 | 220 | 459 |
| AMER OCEANIA | 26 | 29 | 71 | 101 | 39 | 55 |
| 667 PEARL,PREC-,SEMI-P STONE | | | | | | |
| IMPORTS | 3 141 | 12 154 | 182 825 | 596 974 | 100 823 | 322 047 |
| FRANCE | 5 | 110 | 1 763 | 6 288 | 968 | 3 388 |
| NETHERLANDS | 50 | 56 | 5 177 | 13 905 | 2 862 | 7 526 |
| ITALY | 12 | 26 | 338 | 835 | 187 | 448 |
| UNTD KINGDOM | 1 | 143 | 2 123 | 8 738 | 1 170 | 4 704 |
| IRISH REP | | | 48 | 287 | 27 | 155 |
| DENMARK | | | 35 | 78 | 18 | 39 |
| SWEDEN | | | 109 | 286 | 61 | 156 |
| FINLAND | 1 | 3 | 28 | 62 | 15 | 33 |
| SWITZERLAND | 27 | 133 | 13 877 | 53 146 | 7 654 | 28 594 |
| AUSTRIA | 1 | 3 | 661 | 3 667 | 365 | 1 961 |
| USSR | 6 | 7 | 5 064 | 46 136 | 2 794 | 24 934 |
| MOROCCO | 100 | 215 | 19 | 62 | 11 | 33 |
| NIGERIA | | | | 191 | | 103 |
| ZAIRE | 13 | 25 | 25 | 60 | 13 | 30 |
| KENYA | | 17 | 813 | 2 396 | 449 | 1 298 |
| TANZANIA | 21 | 144 | 102 | 379 | 55 | 204 |
| MADAGASCAR | 65 | 278 | 320 | 565 | 177 | 307 |
| ZAMBIA | | 32 | 89 | 225 | 50 | 123 |
| REP S AFRICA | 155 | 655 | 2 327 | 6 743 | 1 284 | 3 632 |
| USA | 610 | 1 596 | 5 879 | 18 827 | 3 236 | 10 153 |
| CANADA | | 1 | 152 | 248 | 62 | 133 |
| MEXICO | 4 | 10 | 37 | 129 | 20 | 69 |
| PANAM EX CZ | 1 | 13 | 144 | 172 | 80 | 95 |
| NETH ANTILL | | | 23 | 365 | 13 | 197 |
| COLOMBIA | | | 615 | 2 502 | 342 | 1 354 |
| BRAZIL | 1 654 | 7 526 | 4 556 | 13 747 | 2 504 | 7 390 |
| URUGUAY | 123 | 198 | 50 | 157 | 27 | 86 |
| ARGENTINA | 41 | 178 | 194 | 608 | 107 | 327 |
| LEBANON | | | 40 | 89 | 22 | 48 |
| IRAN | | | 74 | 163 | 40 | 88 |
| ISRAEL | | | 27 999 | 97 586 | 15 442 | 52 596 |
| ARAB EMIRAT | | | 104 | 104 | 58 | 58 |
| AFGHANISTAN | 21 | 33 | 241 | 413 | 133 | 227 |
| PAKISTAN | 10 | 60 | 32 | 164 | 17 | 89 |
| INDIA | 27 | 228 | 12 254 | 32 403 | 6 751 | 17 477 |
| SRI LANKA | | | 506 | 1 423 | 279 | 772 |
| BURMA | | | 9 | 203 | 6 | 110 |

6 IMPORTS AND EXPORTS (SPECIAL TRADE) BY GROUPS OF THE SITC AND BY COUNTRIES OF PRODUCTION AND CONSUMPTION 1979

| GROUP COUNTRY | DT = 100 KG | | 1 000 DM | | 1 000 \$ | |
|------------------|-------------|-----------|-----------|----------|-----------|----------|
| | JULY/SEPT | JAN/SEPT | JULY/SEPT | JAN/SEPT | JULY/SEPT | JAN/SEPT |
| THAILAND | 3 | 10 | 6 219 | 20 021 | 3 426 | 10 781 |
| SINGAPORE | | | | 262 | | 142 |
| P REP CHINA | | | 68 | 386 | 37 | 207 |
| SOUTH KOREA | | | 66 | 179 | 37 | 96 |
| JAPAN | 45 | 132 | 18 174 | 55 311 | 10 008 | 29 822 |
| TAIWAN | 1 | 4 | 231 | 613 | 126 | 329 |
| HONG KONG | 21 | 78 | 3 413 | 10 260 | 1 882 | 5 546 |
| AUSTRALIA | 84 | 143 | 722 | 3 780 | 398 | 2 030 |
| EXPORTS | 381 | 1 528 | 82 781 | 254 470 | 45 604 | 137 015 |
| FRANCE | 3 | 12 | 3 351 | 11 202 | 1 849 | 6 031 |
| NETHERLANDS | 27 | 74 | 3 967 | 7 397 | 2 183 | 4 008 |
| ITALY | 65 | 111 | 3 976 | 9 238 | 2 200 | 4 998 |
| UNTD KINGDOM | 6 | 13 | 5 116 | 14 984 | 2 818 | 8 062 |
| IRISH REP | | | 18 | 57 | 10 | 31 |
| DENMARK | 3 | 3 | 250 | 986 | 138 | 532 |
| NORWAY | 2 | 2 | 105 | 845 | 58 | 452 |
| SWEDEN | | 8 | 133 | 723 | 73 | 386 |
| FINLAND | 1 | 3 | 149 | 471 | 84 | 254 |
| SWITZERLAND | 15 | 62 | 17 279 | 75 013 | 9 517 | 40 182 |
| AUSTRIA | 46 | 120 | 3 554 | 7 477 | 1 952 | 4 033 |
| PORTUGAL | | | 24 | 167 | 13 | 89 |
| SPAIN | | 10 | 709 | 2 890 | 389 | 1 550 |
| ANDORRA | 1 | 3 | 76 | 198 | 43 | 108 |
| YUGOSLAVIA | 22 | 51 | 98 | 665 | 53 | 358 |
| GREECE | | 7 | 19 | 140 | 10 | 74 |
| TURKEY | | | 4 | 60 | 1 | 30 |
| POLAND | | 4 | 134 | 282 | 75 | 155 |
| CZECHOSLOVA | 2 | 5 | 70 | 225 | 39 | 122 |
| HUNGARY | | | 10 | 77 | 6 | 43 |
| LIBYA | | | 1 | 90 | | 47 |
| MAURITANIA | 1 | 1 | 75 | 231 | 41 | 125 |
| MALI | 2 | 9 | 116 | 430 | 63 | 231 |
| KENYA | 1 | 2 | 66 | 135 | 36 | 72 |
| REP S AFRICA | | 10 | 164 | 513 | 90 | 275 |
| USA | 14 | 65 | 10 917 | 30 642 | 6 015 | 16 527 |
| CANADA | | | 688 | 1 784 | 379 | 966 |
| MEXICO | | | 18 | 74 | 10 | 40 |
| PANAM EX CZ | | | 3 | 63 | 2 | 34 |
| COLOMBIA | | | 66 | 877 | 36 | 472 |
| VENEZUELA | | | 4 | 120 | 3 | 65 |
| BRAZIL | 1 | 2 | 168 | 182 | 60 | 99 |
| CHILE | | | | 108 | | 57 |
| LEBANON | | 3 | 793 | 1 043 | 436 | 570 |
| IRAN | 6 | 10 | 66 | 187 | 36 | 99 |
| ISRAEL | | 1 | 1 947 | 5 949 | 1 078 | 3 207 |
| SAUDI ARABIA | 9 | 27 | 489 | 2 155 | 268 | 1 157 |
| KUWAIT | 3 | 3 | 44 | 57 | 24 | 31 |
| ARAB EMIRAT | | | 13 | 537 | 7 | 285 |
| INDIA | 24 | 57 | 343 | 1 389 | 189 | 749 |
| THAILAND | | 4 | 443 | 760 | 244 | 413 |
| MALAYSIA | 1 | 1 | 162 | 1 202 | 90 | 646 |
| SINGAPORE | | | 851 | 1 446 | 467 | 784 |
| P REP CHINA | 21 | 498 | 196 | 2 036 | 107 | 1 098 |
| SOUTH KOREA | | | 268 | 275 | 147 | 150 |
| JAPAN | 4 | 186 | 1 889 | 7 164 | 1 037 | 3 860 |
| TAIWAN | 76 | 79 | 44 | 115 | 24 | 60 |
| HONG KONG | 17 | 35 | 6 296 | 20 393 | 3 473 | 10 998 |
| AUSTRALIA | | 4 | 657 | 1 728 | 361 | 929 |
| NEW ZEALAND | | | 84 | 141 | 47 | 78 |
| 671 PIG IRON ETC | | | | | | |
| IMPORTS | 3 042 638 | 8 187 621 | 368 237 | 928 572 | 202 718 | 501 257 |
| FRANCE | 347 446 | 967 307 | 40 646 | 112 720 | 22 331 | 60 729 |
| BELGIUM LUX | 51 556 | 184 992 | 32 599 | 83 626 | 17 937 | 45 147 |
| NETHERLANDS | 111 745 | 128 216 | 8 246 | 20 760 | 4 550 | 11 221 |
| ITALY | 88 120 | 214 942 | 13 809 | 31 685 | 7 583 | 17 105 |
| UNTD KINGDOM | 33 482 | 118 863 | 12 289 | 37 396 | 6 762 | 20 094 |
| IRISH REP | | 708 | 20 | 58 | 11 | 31 |
| ICELAND | 6 768 | 6 768 | 873 | 873 | 486 | 486 |
| NORWAY | 543 784 | 1 816 681 | 50 059 | 160 713 | 27 539 | 86 567 |
| SWEDEN | 188 133 | 591 826 | 17 537 | 53 096 | 9 658 | 28 561 |
| FINLAND | 20 913 | 87 040 | 1 990 | 7 077 | 1 091 | 3 814 |
| SWITZERLAND | 407 | 2 417 | 283 | 631 | 155 | 340 |
| AUSTRIA | 1 769 | 6 888 | 1 667 | 5 434 | 919 | 2 923 |
| PORTUGAL | 14 836 | 40 237 | 2 525 | 6 658 | 1 394 | 3 600 |
| SPAIN | 181 656 | 481 654 | 19 971 | 49 237 | 10 986 | 26 578 |
| YUGOSLAVIA | 5 074 | 31 445 | 687 | 4 001 | 380 | 2 135 |
| GREECE | 90 696 | 307 025 | 21 919 | 55 261 | 12 125 | 29 855 |
| TURKEY | 62 265 | 148 156 | 8 454 | 19 601 | 4 654 | 10 623 |
| USSR | 37 494 | 82 229 | 3 763 | 7 604 | 2 070 | 4 125 |
| CZECHOSLOVA | 38 364 | 117 296 | 3 200 | 9 255 | 1 760 | 4 990 |
| ROMANIA | 46 451 | 83 554 | 3 908 | 6 548 | 2 154 | 3 555 |
| BULGARIA | 3 733 | 22 031 | 212 | 1 028 | 118 | 552 |
| REP S AFRICA | 607 308 | 1 266 178 | 52 309 | 106 680 | 28 880 | 57 782 |
| USA | 10 133 | 29 545 | 4 155 | 9 351 | 2 286 | 5 067 |
| CANADA | 124 027 | 494 798 | 4 299 | 17 072 | 2 367 | 9 176 |
| DOMINIC REP | 7 486 | 21 314 | 2 675 | 6 666 | 1 467 | 3 605 |

6 IMPORTS AND EXPORTS (SPECIAL TRADE) BY GROUPS OF THE SITC AND BY COUNTRIES OF PRODUCTION AND CONSUMPTION 1979

| GROUP COUNTRY | DT = 100 KG | | 1 000 DM | | 1 000 \$ | |
|------------------|-------------|-----------|-----------|----------|-----------|----------|
| | JULY/SEPT | JAN/SEPT | JULY/SEPT | JAN/SEPT | JULY/SEPT | JAN/SEPT |
| VENEZUELA | 101 730 | 204 005 | 2 494 | 4 443 | 1 367 | 2 415 |
| BRAZIL | 177 797 | 451 987 | 18 619 | 45 546 | 10 279 | 24 655 |
| ARGENTINA | | 1 877 | | 71 | | 37 |
| INDIA | | 5 024 | | 344 | | 186 |
| THAILAND | | 220 | | 189 | | 102 |
| SOUTH KOREA | 32 | 32 | 174 | 174 | 95 | 95 |
| JAPAN | 1 654 | 15 518 | 730 | 4 382 | 398 | 2 342 |
| AUSTRALIA | | 4 995 | | 421 | | 221 |
| NEW CALEDON | 137 438 | 251 338 | 38 124 | 59 947 | 20 915 | 32 530 |
| EXPORTS | 3 023 173 | 8 625 263 | 163 311 | 469 923 | 89 865 | 253 248 |
| FRANCE | 1 103 522 | 3 305 324 | 46 283 | 133 415 | 25 476 | 71 957 |
| BELGIUM LUX | 98 897 | 396 228 | 11 191 | 38 848 | 6 161 | 20 896 |
| NETHERLANDS | 63 725 | 196 314 | 7 603 | 20 987 | 4 174 | 11 307 |
| ITALY | 291 458 | 977 151 | 13 439 | 49 860 | 7 421 | 26 822 |
| UNTD KINGDOM | 126 612 | 402 658 | 7 589 | 20 955 | 4 185 | 11 311 |
| IRISH REP | 538 | 1 363 | 103 | 253 | 56 | 137 |
| DENMARK | 11 627 | 38 196 | 795 | 2 386 | 438 | 1 289 |
| NORWAY | 5 724 | 20 666 | 222 | 796 | 121 | 426 |
| SWEDEN | 34 676 | 84 289 | 2 405 | 6 258 | 1 328 | 3 387 |
| FINLAND | 1 864 | 4 406 | 373 | 966 | 203 | 518 |
| SWITZERLAND | 127 744 | 316 173 | 6 186 | 15 974 | 3 406 | 8 616 |
| AUSTRIA | 54 760 | 153 730 | 6 477 | 14 726 | 3 563 | 7 963 |
| PORTUGAL | 766 | 2 803 | 151 | 534 | 83 | 287 |
| SPAIN | 22 659 | 44 765 | 2 258 | 8 492 | 1 238 | 4 572 |
| YUGOSLAVIA | 7 550 | 21 864 | 2 355 | 8 522 | 1 292 | 4 565 |
| GREECE | 44 495 | 50 085 | 1 875 | 2 748 | 1 033 | 1 498 |
| TURKEY | 336 | 6 898 | 314 | 990 | 174 | 532 |
| USSR | 545 | 1 847 | 233 | 977 | 128 | 524 |
| POLAND | 425 075 | 900 137 | 14 736 | 29 594 | 8 112 | 16 020 |
| CZECHOSLOVA | 5 727 | 22 689 | 1 624 | 5 795 | 892 | 3 116 |
| HUNGARY | 17 377 | 99 388 | 1 383 | 7 035 | 760 | 3 770 |
| RUMANIA | 159 490 | 743 836 | 6 429 | 25 692 | 3 536 | 13 759 |
| BULGARIA | 2 404 | 5 059 | 832 | 1 585 | 456 | 858 |
| ALBANIA | 20 | 1 060 | 159 | 295 | 89 | 162 |
| MOROCCO | 340 | 710 | 75 | 145 | 41 | 78 |
| ALGERIA | 240 | 46 275 | 45 | 2 209 | 25 | 1 180 |
| EGYPT | 208 000 | 213 160 | 6 259 | 6 428 | 3 426 | 3 518 |
| SIERRA LEONE | 330 | 2 310 | 60 | 413 | 33 | 219 |
| GABON | | 530 | | 70 | | 36 |
| ANGOLA | 7 000 | 7 000 | 610 | 610 | 336 | 336 |
| TANZANIA | | 3 350 | | 443 | | 234 |
| REP S AFRICA | 700 | 2 732 | 153 | 641 | 84 | 343 |
| USA | 72 503 | 312 322 | 8 630 | 33 228 | 4 741 | 17 839 |
| CANADA | 1 215 | 2 384 | 145 | 289 | 79 | 155 |
| MEXICO | 378 | 943 | 121 | 367 | 66 | 210 |
| EL SALVADOR | 400 | 812 | 36 | 69 | 20 | 38 |
| COSTA RICA | 500 | 1 350 | 21 | 54 | 12 | 30 |
| CUBA | 9 500 | 9 500 | 613 | 613 | 341 | 341 |
| DOMINIC REP | 2 768 | 5 408 | 634 | 1 190 | 349 | 645 |
| VENEZUELA | 56 | 1 666 | 17 | 173 | 9 | 92 |
| BRAZIL | 7 060 | 14 933 | 1 038 | 2 215 | 570 | 1 195 |
| ARGENTINA | 34 355 | 83 575 | 1 866 | 5 796 | 1 032 | 3 123 |
| SYRIA | 2 156 | 8 957 | 206 | 974 | 112 | 521 |
| IRAQ | 31 400 | 31 401 | 1 003 | 1 007 | 549 | 551 |
| IRAN | 4 141 | 5 703 | 732 | 969 | 405 | 533 |
| ISRAEL | 5 704 | 16 057 | 226 | 551 | 125 | 299 |
| INDIA | 429 | 1 703 | 190 | 589 | 104 | 315 |
| BANGLADESH | 15 000 | 15 060 | 555 | 569 | 309 | 316 |
| BURMA | | 8 214 | | 247 | | 133 |
| THAILAND | | 1 040 | | 154 | | 82 |
| INDONESIA | 2 500 | 5 750 | 111 | 253 | 61 | 136 |
| MALAYSIA | 75 | 255 | 22 | 59 | 12 | 31 |
| SINGAPORE | 36 | 140 | 7 | 95 | 3 | 51 |
| PHILIPPINES | 27 | 1 758 | 3 | 297 | 2 | 160 |
| P REP CHINA | 2 500 | 5 000 | 540 | 1 080 | 295 | 582 |
| SOUTH KOREA | 100 | 335 | 22 | 284 | 12 | 154 |
| JAPAN | 4 248 | 11 098 | 3 580 | 8 402 | 1 971 | 4 544 |
| TAIWAN | 40 | 728 | 241 | 565 | 133 | 304 |
| AUSTRALIA | 534 | 3 046 | 297 | 755 | 164 | 408 |

672 IRON, STL PRIMARY FORMS

| | | | | | | |
|--------------|-----------|------------|---------|-----------|---------|---------|
| IMPORTS | 5 273 517 | 19 836 147 | 352 077 | 1 200 323 | 193 734 | 646 673 |
| FRANCE | 263 155 | 1 024 671 | 20 268 | 76 168 | 11 140 | 41 082 |
| BELGIUM LUX | 1 508 541 | 5 352 407 | 97 888 | 346 213 | 53 818 | 186 276 |
| NETHERLANDS | 856 676 | 3 818 424 | 44 092 | 176 865 | 24 246 | 95 243 |
| ITALY | 103 262 | 508 034 | 8 183 | 37 754 | 4 514 | 20 319 |
| UNTD KINGDOM | 81 748 | 376 819 | 10 392 | 34 700 | 5 729 | 18 699 |
| DENMARK | 10 130 | 23 587 | 446 | 1 012 | 245 | 543 |
| NORWAY | 479 | 64 745 | 19 | 2 594 | 10 | 1 394 |
| SWEDEN | 221 943 | 740 823 | 17 682 | 56 438 | 9 747 | 30 451 |
| FINLAND | 139 320 | 391 340 | 15 498 | 35 327 | 8 565 | 19 146 |
| SWITZERLAND | 56 768 | 145 812 | 4 406 | 10 428 | 2 415 | 5 627 |
| AUSTRIA | 651 924 | 2 023 216 | 40 305 | 127 845 | 22 215 | 68 961 |
| SPAIN | 372 107 | 852 711 | 40 614 | 91 578 | 22 334 | 49 442 |
| YUGOSLAVIA | 717 | 2 413 | 122 | 438 | 68 | 236 |
| USSR | 168 708 | 558 424 | 7 302 | 24 346 | 4 013 | 13 154 |
| POLAND | 8 037 | 719 400 | 309 | 25 240 | 168 | 13 559 |
| CZECHOSLOVA | 69 321 | 255 875 | 4 343 | 13 753 | 2 393 | 7 415 |

6 IMPORTS AND EXPORTS (SPECIAL TRADE) BY GROUPS OF THE SITC AND BY COUNTRIES OF PRODUCTION AND CONSUMPTION 1979

| GROUP COUNTRY | DT = 100 KG | | 1 000 DM | | 1 000 \$ | |
|------------------|-------------|------------|-----------|-----------|-----------|----------|
| | JULY/SEPT | JAN/SEPT | JULY/SEPT | JAN/SEPT | JULY/SEPT | JAN/SEPT |
| HUNGARY | 17 142 | 119 735 | 1 162 | 8 467 | 642 | 4 551 |
| RUMANIA | 145 127 | 504 999 | 9 409 | 28 142 | 5 163 | 15 150 |
| BULGARIA | 175 363 | 798 701 | 6 750 | 30 555 | 3 737 | 16 486 |
| USA | 98 | 276 | 61 | 150 | 35 | 82 |
| CANADA | 1 316 | 5 405 | 63 | 281 | 34 | 150 |
| VENEZUELA | 5 755 | 124 528 | 284 | 6 899 | 156 | 3 672 |
| SOUTH KOREA | 41 357 | 55 448 | 1 956 | 2 777 | 1 073 | 1 519 |
| JAPAN | 106 797 | 546 389 | 6 662 | 34 569 | 3 674 | 18 506 |
| AUSTRALIA | 267 723 | 821 952 | 13 859 | 27 781 | 7 599 | 15 009 |
| EXPORTS | 9 674 395 | 25 430 396 | 637 845 | 1 625 950 | 351 129 | 877 551 |
| FRANCE | 2 164 845 | 6 471 327 | 136 061 | 389 496 | 74 920 | 209 737 |
| BELGIUM LUX | 629 249 | 1 539 339 | 57 006 | 138 734 | 31 342 | 74 853 |
| NETHERLANDS | 227 829 | 618 924 | 13 408 | 37 010 | 7 388 | 19 941 |
| ITALY | 1 103 733 | 2 814 719 | 68 703 | 174 036 | 37 884 | 94 134 |
| UNTD KINGDOM | 640 945 | 1 378 627 | 45 051 | 91 740 | 24 838 | 49 623 |
| IRISH REP | 5 004 | 10 860 | 393 | 804 | 218 | 436 |
| DENMARK | 24 792 | 51 114 | 1 746 | 3 576 | 967 | 1 944 |
| ICELAND | 2 926 | 2 926 | 246 | 246 | 135 | 135 |
| NORWAY | 55 797 | 212 277 | 3 388 | 14 920 | 1 863 | 7 974 |
| SWEDEN | 55 241 | 235 886 | 10 302 | 40 351 | 5 647 | 21 685 |
| FINLAND | 41 250 | 47 174 | 8 586 | 8 970 | 4 739 | 4 946 |
| SWITZERLAND | 193 767 | 359 289 | 12 823 | 25 170 | 7 052 | 13 627 |
| AUSTRIA | 70 170 | 211 855 | 6 614 | 16 921 | 3 642 | 9 123 |
| PORTUGAL | 93 873 | 351 478 | 5 221 | 19 938 | 2 881 | 10 747 |
| SPAIN | 469 158 | 1 460 266 | 47 668 | 129 407 | 26 256 | 69 915 |
| MALTA | 4 110 | 4 110 | 158 | 158 | 87 | 87 |
| YUGOSLAVIA | 16 017 | 120 200 | 798 | 6 860 | 436 | 3 617 |
| GREECE | 21 280 | 26 218 | 1 099 | 1 415 | 603 | 773 |
| TURKEY | 228 100 | 310 017 | 13 310 | 18 364 | 7 280 | 9 942 |
| USSR | 13 442 | 132 158 | 866 | 9 038 | 475 | 4 818 |
| POLAND | | 8 891 | | 794 | | 426 |
| CZECHOSLOVA | 49 177 | 49 835 | 2 572 | 2 673 | 1 432 | 1 487 |
| RUMANIA | 128 685 | 412 599 | 10 995 | 30 353 | 6 035 | 16 358 |
| BULGARIA | 7 | 77 220 | 7 | 4 851 | 4 | 2 577 |
| MOROCCO | 23 568 | 35 884 | 1 324 | 2 051 | 726 | 1 112 |
| ALGERIA | 366 343 | 1 250 931 | 20 422 | 72 411 | 11 252 | 39 018 |
| TUNISIA | 1 190 | 53 742 | 84 | 2 616 | 47 | 1 374 |
| EGYPT | 996 | 10 175 | 64 | 588 | 35 | 317 |
| NIGERIA | 10 449 | 10 449 | 449 | 449 | 247 | 247 |
| CAMEROON | 70 665 | 111 997 | 3 470 | 5 558 | 1 911 | 3 019 |
| ANGOLA | | 12 920 | | 1 149 | | 607 |
| KENYA | | 9 871 | | 489 | | 259 |
| TANZANIA | | 24 829 | | 1 250 | | 677 |
| REP S AFRICA | 182 | 5 101 | 40 | 418 | 22 | 222 |
| USA | 1 868 707 | 3 714 662 | 101 179 | 199 082 | 55 638 | 107 844 |
| CANADA | 182 214 | 534 637 | 9 350 | 29 117 | 5 171 | 15 606 |
| MEXICO | 19 627 | 59 029 | 1 222 | 3 412 | 674 | 1 848 |
| GUATEMALA | 10 832 | 10 832 | 587 | 587 | 327 | 327 |
| NICARAGUA | | 8 741 | | 464 | | 245 |
| BAHAMAS | 33 254 | 69 567 | 1 966 | 4 157 | 1 078 | 2 240 |
| COLOMBIA | 5 783 | 20 576 | 355 | 1 110 | 198 | 604 |
| VENEZUELA | 187 246 | 187 246 | 10 257 | 10 257 | 5 612 | 5 612 |
| ECUADOR | | 85 016 | | 3 820 | | 2 058 |
| PERU | 2 585 | 2 585 | 182 | 182 | 99 | 99 |
| BRAZIL | 25 336 | 36 764 | 4 898 | 7 316 | 2 699 | 3 977 |
| LEBANON | 49 951 | 49 951 | 2 273 | 2 273 | 1 246 | 1 246 |
| SYRIA | 64 731 | 267 082 | 3 137 | 12 171 | 1 747 | 6 531 |
| IRAN | 142 574 | 477 195 | 9 605 | 28 542 | 5 275 | 15 439 |
| ISRAEL | 70 018 | 212 160 | 4 011 | 10 998 | 2 201 | 5 912 |
| JORDAN | 55 138 | 85 097 | 2 799 | 4 151 | 1 535 | 2 253 |
| KUWAIT | | 12 276 | | 804 | | 435 |
| PAKISTAN | 30 563 | 74 259 | 1 696 | 4 067 | 931 | 2 189 |
| INDIA | 158 866 | 214 170 | 8 613 | 11 929 | 4 764 | 6 543 |
| THAILAND | 697 | 46 796 | 20 | 1 743 | 11 | 929 |
| INDONESIA | 13 556 | 154 121 | 472 | 5 834 | 259 | 3 151 |
| MALAYSIA | 7 968 | 17 850 | 317 | 684 | 173 | 367 |
| SINGAPORE | 4 512 | 23 524 | 316 | 1 215 | 173 | 651 |
| PHILIPPINES | | 98 920 | | 4 007 | | 2 158 |
| P REP CHINA | 25 513 | 476 824 | 1 396 | 23 314 | 778 | 12 501 |
| SOUTH KOREA | | 52 757 | | 1 312 | | 707 |
| JAPAN | 713 | 2 555 | 76 | 220 | 42 | 118 |
| AUSTRALIA | 1 221 | 1 743 | 244 | 326 | 134 | 177 |

673 IRON AND STEEL SHAPES

| | | | | | | |
|--------------|-----------|------------|---------|-----------|---------|-----------|
| IMPORTS | 8 665 622 | 29 429 330 | 674 710 | 2 210 988 | 371 235 | 1 190 438 |
| FRANCE | 1 223 005 | 3 736 354 | 112 691 | 329 118 | 62 059 | 177 431 |
| BELGIUM LUX | 2 438 626 | 7 905 026 | 170 567 | 546 338 | 93 858 | 294 318 |
| NETHERLANDS | 162 653 | 615 738 | 13 996 | 49 864 | 7 706 | 26 835 |
| ITALY | 964 930 | 4 728 392 | 81 979 | 352 261 | 45 126 | 189 467 |
| UNTD KINGDOM | 436 541 | 1 135 405 | 33 735 | 88 347 | 18 569 | 47 692 |
| DENMARK | 88 265 | 389 405 | 5 415 | 25 687 | 2 985 | 13 788 |
| NORWAY | 133 964 | 367 912 | 8 644 | 23 525 | 4 757 | 12 666 |
| SWEDEN | 271 178 | 964 014 | 31 206 | 103 176 | 17 167 | 55 499 |
| FINLAND | 83 763 | 300 638 | 7 556 | 26 860 | 4 165 | 14 466 |
| SWITZERLAND | 560 623 | 1 756 755 | 36 885 | 115 365 | 20 292 | 62 159 |
| AUSTRIA | 202 539 | 794 237 | 25 488 | 90 244 | 14 044 | 48 598 |
| PORTUGAL | 2 947 | 64 946 | 220 | 4 492 | 121 | 2 376 |
| SPAIN | 764 773 | 2 664 945 | 58 214 | 196 063 | 31 935 | 105 365 |

6 IMPORTS AND EXPORTS (SPECIAL TRADE) BY GROUPS OF THE SITC AND BY COUNTRIES OF PRODUCTION AND CONSUMPTION 1979

| GROUP COUNTRY | DT = 100 KG | | 1 000 DM | | 1 000 \$ | |
|------------------|-------------|------------|-----------|-----------|-----------|-----------|
| | JULY/SEPT | JAN/SEPT | JULY/SEPT | JAN/SEPT | JULY/SEPT | JAN/SEPT |
| YUGOSLAVIA | 37 729 | 75 648 | 4 026 | 8 893 | 2 216 | 4 808 |
| USSR | 490 | 544 | 67 | 78 | 38 | 44 |
| POLAND | 309 696 | 846 343 | 19 047 | 53 391 | 10 477 | 28 715 |
| CZECHOSLOVA | 401 710 | 1 223 030 | 24 397 | 73 077 | 13 413 | 39 345 |
| HUNGARY | 303 760 | 1 277 906 | 18 234 | 75 485 | 10 001 | 40 486 |
| RUMANIA | 135 790 | 278 456 | 9 184 | 18 260 | 5 067 | 9 916 |
| BULGARIA | | 9 826 | | 270 | | 141 |
| REP S AFRICA | 46 284 | 117 284 | 2 917 | 6 992 | 1 610 | 3 790 |
| USA | 1 475 | 7 504 | 1 020 | 3 861 | 557 | 2 061 |
| CANADA | 1 666 | 10 077 | 144 | 1 027 | 79 | 549 |
| BRAZIL | 6 759 | 22 150 | 1 538 | 3 135 | 854 | 1 707 |
| ARGENTINA | 10 | 13 795 | 2 | 878 | 1 | 473 |
| JAPAN | 13 424 | 47 552 | 3 250 | 9 742 | 1 787 | 5 246 |
| AUSTRALIA | 72 760 | 75 140 | 4 264 | 4 485 | 2 337 | 2 456 |
| EXPORTS | 10 393 865 | 29 261 740 | 922 330 | 2 577 436 | 507 856 | 1 390 340 |
| FRANCE | 1 757 414 | 6 065 228 | 174 577 | 578 911 | 96 196 | 311 898 |
| BELGIUM LUX | 525 476 | 1 614 613 | 50 085 | 150 432 | 27 584 | 81 085 |
| NETHERLANDS | 1 209 132 | 3 370 973 | 105 196 | 290 748 | 57 911 | 156 818 |
| ITALY | 320 386 | 809 625 | 32 546 | 78 590 | 17 946 | 42 468 |
| UNITD KINGDOM | 322 342 | 768 116 | 37 721 | 88 796 | 20 767 | 47 923 |
| IRISH REP | 37 561 | 114 048 | 3 487 | 10 143 | 1 924 | 5 458 |
| DENMARK | 287 864 | 748 143 | 26 427 | 69 389 | 14 566 | 37 450 |
| ICELAND | 10 633 | 13 391 | 781 | 1 008 | 431 | 551 |
| NORWAY | 137 373 | 392 274 | 11 877 | 32 738 | 6 540 | 17 668 |
| SWEDEN | 244 318 | 816 491 | 26 486 | 77 537 | 14 616 | 41 773 |
| FINLAND | 59 544 | 165 409 | 6 311 | 17 772 | 3 481 | 9 576 |
| SWITZERLAND | 477 162 | 1 432 464 | 47 153 | 137 609 | 25 970 | 74 184 |
| AUSTRIA | 285 038 | 742 809 | 29 460 | 75 101 | 16 223 | 40 561 |
| PORTUGAL | 48 972 | 206 031 | 4 282 | 18 643 | 2 349 | 10 008 |
| SPAIN | 36 149 | 170 063 | 5 439 | 16 821 | 2 995 | 9 077 |
| MALTA | 2 807 | 4 649 | 205 | 380 | 111 | 202 |
| YUGOSLAVIA | 122 986 | 204 518 | 12 645 | 23 016 | 6 969 | 12 494 |
| GREECE | 122 586 | 235 639 | 9 469 | 18 460 | 5 210 | 9 986 |
| TURKEY | 56 478 | 152 154 | 6 243 | 15 305 | 3 424 | 8 265 |
| USSR | 219 206 | 1 066 750 | 17 672 | 70 442 | 9 699 | 37 914 |
| POLAND | 111 358 | 341 672 | 14 328 | 44 382 | 7 891 | 23 906 |
| CZECHOSLOVA | 579 | 4 209 | 126 | 857 | 71 | 461 |
| HUNGARY | 12 064 | 36 978 | 2 561 | 7 532 | 1 405 | 4 058 |
| RUMANIA | 209 371 | 641 961 | 26 659 | 79 529 | 14 640 | 42 801 |
| BULGARIA | 101 159 | 156 640 | 7 733 | 14 356 | 4 254 | 7 797 |
| ALBANIA | 1 115 | 8 761 | 111 | 1 081 | 60 | 581 |
| CANARY IS | 334 | 1 621 | 24 | 110 | 14 | 61 |
| MOROCCO | 39 069 | 139 257 | 2 627 | 7 973 | 1 443 | 4 316 |
| ALGERIA | 129 116 | 338 869 | 9 297 | 24 501 | 5 108 | 13 243 |
| TUNISIA | 37 673 | 100 867 | 2 760 | 6 424 | 1 531 | 3 487 |
| LIBYA | 7 806 | 41 933 | 763 | 3 641 | 421 | 1 959 |
| EGYPT | 131 634 | 349 532 | 9 136 | 23 127 | 5 033 | 12 483 |
| SUDAN | 9 742 | 22 128 | 744 | 1 670 | 413 | 905 |
| MALI | 401 | 11 191 | 32 | 812 | 18 | 435 |
| UPPER VOLTA | 2 007 | 2 189 | 146 | 161 | 80 | 88 |
| SENEGAL | 3 885 | 5 089 | 281 | 358 | 156 | 197 |
| GUIN BISSAU | 335 | 2 059 | 27 | 141 | 15 | 76 |
| REP GUINEA | 747 | 1 496 | 45 | 88 | 25 | 48 |
| SIERRA LEONE | 386 | 3 404 | 90 | 324 | 49 | 172 |
| LIBERIA | 2 368 | 12 429 | 181 | 1 046 | 101 | 566 |
| IVORY COAST | 1 524 | 13 592 | 105 | 802 | 59 | 437 |
| TOGO | 2 588 | 5 382 | 222 | 420 | 124 | 229 |
| BENIN | 1 794 | 2 089 | 130 | 150 | 70 | 81 |
| NIGERIA | 31 159 | 136 432 | 2 633 | 9 783 | 1 448 | 5 284 |
| CAMEROON | 849 | 3 134 | 80 | 234 | 45 | 128 |
| CENT AFR EMP | 790 | 790 | 58 | 58 | 32 | 32 |
| GABON | 408 | 1 057 | 29 | 68 | 17 | 40 |
| ZAIRE | 3 547 | 5 864 | 243 | 397 | 134 | 215 |
| BURUNDI | | 1 026 | | 77 | | 40 |
| ANGOLA | 13 547 | 26 366 | 945 | 2 030 | 519 | 1 102 |
| ETHIOPIA | 5 795 | 5 795 | 354 | 354 | 195 | 195 |
| KENYA | 1 138 | 1 939 | 71 | 132 | 40 | 72 |
| TANZANIA | 126 | 2 579 | 13 | 175 | 7 | 95 |
| MADAGASCAR | 440 | 1 564 | 49 | 159 | 27 | 87 |
| REUNION | 2 735 | 2 735 | 199 | 199 | 110 | 110 |
| ZAMBIA | | 1 858 | | 190 | | 101 |
| REP S AFRICA | 5 710 | 13 481 | 1 627 | 3 703 | 895 | 2 003 |
| USA | 1 115 074 | 1 958 409 | 76 450 | 142 921 | 42 118 | 77 480 |
| CANADA | 99 702 | 276 075 | 7 233 | 19 477 | 3 982 | 10 501 |
| MEXICO | 92 977 | 140 391 | 6 728 | 10 756 | 3 690 | 5 832 |
| GUATEMALA | 7 009 | 16 994 | 655 | 1 294 | 363 | 702 |
| REP HONDURAS | 399 | 10 848 | 36 | 902 | 19 | 485 |
| EL SALVADOR | 329 | 11 268 | 21 | 590 | 12 | 319 |
| COSTA RICA | 3 184 | 6 393 | 401 | 658 | 222 | 359 |
| CUBA | 1 030 | 41 161 | 127 | 2 670 | 70 | 1 442 |
| REP HAITI | 235 | 829 | 18 | 60 | 10 | 33 |
| GUADELOUPE | 1 088 | 1 428 | 78 | 103 | 43 | 56 |
| MARTINIQUE | 2 984 | 3 568 | 218 | 254 | 120 | 139 |
| TRINIDAD TOB | 11 667 | 11 990 | 772 | 792 | 422 | 432 |
| COLOMBIA | 1 307 | 7 809 | 164 | 603 | 90 | 323 |
| VENEZUELA | 263 033 | 473 162 | 17 260 | 33 420 | 9 486 | 18 119 |
| SURINAM | 2 007 | 2 628 | 131 | 173 | 72 | 94 |
| ECUADOR | 16 799 | 17 798 | 1 189 | 1 306 | 649 | 710 |
| PERU | 17 446 | 32 936 | 1 289 | 2 477 | 713 | 1 340 |
| BRAZIL | 3 582 | 25 829 | 492 | 2 807 | 273 | 1 511 |

6 IMPORTS AND EXPORTS (SPECIAL TRADE) BY GROUPS OF THE SITC AND BY COUNTRIES OF PRODUCTION AND CONSUMPTION 1979

| GROUP COUNTRY | DT = 100 KG | | 1 000 DM | | 1 000 \$ | |
|------------------|-------------|-----------|-----------|----------|-----------|----------|
| | JULY/SEPT | JAN/SEPT | JULY/SEPT | JAN/SEPT | JULY/SEPT | JAN/SEPT |
| CHILE | 7 119 | 16 351 | 1 110 | 2 630 | 613 | 1 424 |
| BOLIVIA | 873 | 1 529 | 62 | 113 | 34 | 62 |
| URUGUAY | 5 062 | 6 923 | 432 | 629 | 238 | 342 |
| ARGENTINA | 27 093 | 63 106 | 2 302 | 6 049 | 1 263 | 3 269 |
| CYPRUS | 4 774 | 7 948 | 269 | 473 | 149 | 259 |
| LEBANON | 1 533 | 7 537 | 139 | 624 | 77 | 337 |
| SYRIA | 22 694 | 107 356 | 1 558 | 6 503 | 850 | 3 475 |
| IRAQ | 248 500 | 520 918 | 16 285 | 34 852 | 8 955 | 18 874 |
| IRAN | 327 153 | 604 555 | 19 448 | 36 514 | 10 739 | 19 895 |
| ISRAEL | 50 685 | 97 606 | 4 897 | 9 808 | 2 692 | 5 312 |
| JORDAN | 7 623 | 17 192 | 581 | 1 299 | 319 | 702 |
| SAUDI ARABIA | 145 739 | 397 591 | 10 300 | 26 920 | 5 667 | 14 532 |
| KUWAIT | 64 464 | 159 196 | 3 976 | 9 305 | 2 185 | 5 043 |
| BAHRAIN | 43 | 4 023 | 3 | 283 | 2 | 154 |
| QATAR | 2 015 | 2 840 | 136 | 187 | 74 | 102 |
| ARAB EMIRAT | 10 460 | 42 577 | 869 | 2 978 | 476 | 1 605 |
| OMAN | 2 010 | 6 700 | 131 | 460 | 73 | 250 |
| NORTH YEMEN | | 1 160 | | 124 | | 66 |
| AFGHANISTAN | 103 | 1 926 | 13 | 121 | 7 | 66 |
| PAKISTAN | 14 355 | 60 290 | 1 158 | 4 465 | 634 | 2 396 |
| INDIA | 30 140 | 89 894 | 5 624 | 13 833 | 2 766 | 7 474 |
| BANGLADESH | 483 | 1 152 | 60 | 146 | 32 | 77 |
| NEPAL | | 64 | | 59 | | 32 |
| BURMA | 383 | 954 | 62 | 175 | 34 | 94 |
| THAILAND | 36 895 | 130 097 | 1 566 | 5 447 | 860 | 2 926 |
| VIETNAM | 1 085 | 24 979 | 182 | 1 685 | 100 | 902 |
| INDONESIA | 11 765 | 24 049 | 646 | 1 539 | 355 | 829 |
| MALAYSIA | 7 725 | 30 692 | 466 | 2 047 | 255 | 1 087 |
| BRUNEI | 933 | 1 459 | 56 | 88 | 31 | 48 |
| SINGAPORE | 88 648 | 183 071 | 5 797 | 11 871 | 3 184 | 6 433 |
| PHILIPPINES | 1 904 | 6 736 | 319 | 760 | 175 | 411 |
| P REP CHINA | 432 327 | 1 958 824 | 32 914 | 152 495 | 18 097 | 81 807 |
| SOUTH KOREA | 14 519 | 47 326 | 2 253 | 5 443 | 1 240 | 2 939 |
| JAPAN | 8 563 | 21 488 | 1 186 | 2 772 | 652 | 1 496 |
| TAIWAN | 3 294 | 4 272 | 482 | 730 | 265 | 398 |
| HONG KONG | 5 240 | 8 753 | 821 | 1 077 | 454 | 590 |
| AUSTRALIA | 4 287 | 10 913 | 699 | 2 056 | 384 | 1 108 |
| NEW CALEDON | 2 094 | 2 394 | 153 | 171 | 85 | 95 |
| UNID COUNTR | | 1 057 | | 91 | | 49 |

674 IRN, STL UNIV, PLATE, SHEET

| | | | | | | |
|--------------|------------|------------|-----------|-----------|---------|-----------|
| IMPORTS | 8 711 725 | 32 065 159 | 776 257 | 2 730 745 | 427 384 | 1 470 333 |
| FRANCE | 1 478 171 | 5 281 984 | 142 321 | 496 588 | 78 351 | 267 602 |
| BELGIUM LUX | 2 872 763 | 10 359 384 | 240 262 | 840 970 | 132 283 | 452 922 |
| NETHERLANDS | 667 890 | 2 025 421 | 55 000 | 162 182 | 30 283 | 87 409 |
| ITALY | 342 969 | 1 289 900 | 38 974 | 136 126 | 21 481 | 73 353 |
| UNTD KINGDOM | 374 980 | 1 263 929 | 39 981 | 123 431 | 22 026 | 66 445 |
| IRISH REP | 222 | 904 | 18 | 101 | 10 | 55 |
| DENMARK | 226 564 | 887 896 | 15 885 | 55 755 | 7 650 | 30 007 |
| NORWAY | 2 444 | 11 109 | 119 | 731 | 66 | 395 |
| SWEDEN | 268 706 | 1 130 890 | 37 643 | 126 960 | 20 745 | 68 400 |
| FINLAND | 171 849 | 890 272 | 18 321 | 81 843 | 10 056 | 43 903 |
| SWITZERLAND | 45 793 | 130 218 | 4 309 | 11 287 | 2 364 | 6 075 |
| AUSTRIA | 768 302 | 2 560 979 | 70 240 | 230 468 | 38 689 | 124 243 |
| PORTUGAL | 3 937 | 48 049 | 333 | 3 269 | 182 | 1 736 |
| SPAIN | 316 582 | 1 820 301 | 22 601 | 119 283 | 12 437 | 64 130 |
| YUGOSLAVIA | 2 240 | 41 748 | 150 | 2 886 | 81 | 1 543 |
| GREECE | 7 950 | 72 961 | 668 | 5 622 | 365 | 3 019 |
| POLAND | 171 167 | 556 119 | 9 778 | 31 970 | 5 380 | 17 202 |
| CZECHOSLOVA | 258 698 | 763 556 | 16 115 | 47 398 | 8 874 | 25 543 |
| HUNGARY | 101 223 | 308 876 | 6 800 | 21 079 | 3 736 | 11 341 |
| RUMANIA | 48 934 | 702 144 | 2 881 | 20 591 | 1 584 | 11 043 |
| BULGARIA | 64 548 | 126 763 | 4 522 | 8 465 | 2 482 | 4 580 |
| EGYPT | 8 327 | 77 942 | 501 | 5 748 | 276 | 3 081 |
| REP S AFRICA | 50 792 | 272 625 | 3 833 | 20 473 | 2 113 | 10 945 |
| USA | 12 769 | 41 372 | 2 946 | 7 884 | 1 618 | 4 262 |
| CANADA | | 1 057 | | 299 | | 160 |
| ARGENTINA | 1 588 | 124 909 | 120 | 8 254 | 65 | 4 408 |
| SOUTH KOREA | 23 743 | 58 963 | 1 636 | 4 154 | 932 | 2 247 |
| JAPAN | 395 200 | 1 531 680 | 40 403 | 150 369 | 22 236 | 80 736 |
| AUSTRALIA | 23 152 | 82 382 | 1 836 | 6 424 | 1 016 | 3 476 |
| EXPORTS | 17 601 400 | 47 604 321 | 1 583 522 | 4 234 758 | 871 615 | 2 283 894 |
| FRANCE | 1 913 810 | 5 299 506 | 180 053 | 490 851 | 99 161 | 264 697 |
| BELGIUM LUX | 622 805 | 1 624 748 | 65 593 | 170 369 | 36 142 | 92 036 |
| NETHERLANDS | 870 007 | 2 441 251 | 95 028 | 252 604 | 52 303 | 136 188 |
| ITALY | 675 343 | 1 637 391 | 74 597 | 186 497 | 41 145 | 100 748 |
| UNTD KINGDOM | 779 063 | 1 943 356 | 82 226 | 208 544 | 45 274 | 112 497 |
| IRISH REP | 62 920 | 110 409 | 6 316 | 11 589 | 3 472 | 6 285 |
| DENMARK | 651 671 | 1 647 685 | 58 654 | 149 067 | 32 317 | 80 430 |
| ICELAND | 8 734 | 13 299 | 960 | 1 528 | 530 | 833 |
| NORWAY | 228 775 | 645 550 | 18 655 | 54 149 | 10 280 | 29 226 |
| SWEDEN | 677 155 | 1 806 815 | 59 141 | 158 866 | 32 562 | 85 743 |
| FINLAND | 43 313 | 134 847 | 5 971 | 18 385 | 3 296 | 9 897 |
| SWITZERLAND | 392 504 | 1 039 737 | 40 737 | 110 688 | 22 433 | 59 748 |
| AUSTRIA | 262 821 | 668 258 | 33 267 | 82 939 | 18 324 | 44 788 |
| PORTUGAL | 74 783 | 238 667 | 6 203 | 19 305 | 3 409 | 10 392 |
| SPAIN | 393 907 | 944 295 | 42 199 | 103 924 | 23 246 | 56 126 |
| MALTA | 836 | 3 677 | 63 | 289 | 34 | 154 |

6 IMPORTS AND EXPORTS (SPECIAL TRADE) BY GROUPS OF THE SITC AND BY COUNTRIES OF PRODUCTION AND CONSUMPTION 1979

| GROUP COUNTRY | DT = 100 KG | | 1 000 DM | | 1 000 \$ | |
|------------------|-------------|-----------|-----------|----------|-----------|----------|
| | JULY/SEPT | JAN/SEPT | JULY/SEPT | JAN/SEPT | JULY/SEPT | JAN/SEPT |
| YUGOSLAVIA | 221 773 | 626 813 | 26 715 | 72 797 | 14 673 | 39 255 |
| GREECE | 155 629 | 444 498 | 16 886 | 47 915 | 9 288 | 25 790 |
| TURKEY | 84 773 | 228 607 | 6 173 | 19 810 | 3 405 | 10 640 |
| USSR | 3 089 006 | 9 553 356 | 225 465 | 673 200 | 123 994 | 362 381 |
| POLAND | 426 863 | 1 050 876 | 34 427 | 89 026 | 18 933 | 48 055 |
| CZECHOSLOVAKIA | 33 520 | 110 334 | 2 988 | 9 539 | 1 648 | 5 141 |
| HUNGARY | 44 729 | 108 914 | 7 061 | 19 541 | 3 877 | 10 527 |
| RUMANIA | 49 969 | 338 666 | 11 142 | 65 254 | 6 100 | 34 928 |
| BULGARIA | 113 448 | 210 694 | 8 446 | 24 617 | 4 651 | 13 278 |
| ALBANIA | 7 414 | 16 183 | 617 | 1 415 | 340 | 763 |
| MOROCCO | 43 010 | 100 064 | 3 674 | 8 702 | 2 028 | 4 711 |
| ALGERIA | 148 293 | 477 134 | 14 237 | 43 322 | 7 829 | 23 307 |
| TUNISIA | 18 027 | 44 320 | 1 266 | 3 372 | 697 | 1 824 |
| LIBYA | 11 132 | 15 954 | 1 006 | 1 436 | 554 | 783 |
| EGYPT | 34 938 | 90 453 | 2 805 | 6 019 | 1 537 | 3 242 |
| SUDAN | 6 596 | 14 162 | 832 | 1 756 | 457 | 950 |
| CAPE VERDE | 2 132 | 2 132 | 143 | 143 | 80 | 80 |
| SENEGAL | 295 | 1 960 | 24 | 117 | 13 | 63 |
| GUIN BISSAU | 2 153 | 2 804 | 183 | 225 | 101 | 123 |
| LIBERIA | 1 790 | 6 645 | 163 | 565 | 90 | 304 |
| IVORY COAST | 1 352 | 4 739 | 219 | 449 | 122 | 244 |
| TOGO | | 1 558 | | 112 | | 59 |
| NIGERIA | 89 076 | 238 846 | 8 272 | 22 147 | 4 542 | 11 959 |
| CAMEROON | 25 | 1 893 | 3 | 146 | 1 | 76 |
| CONGO | | 898 | | 61 | | 33 |
| ZAIRE | 5 458 | 8 265 | 479 | 662 | 262 | 359 |
| RWANDA | 742 | 1 183 | 51 | 86 | 28 | 47 |
| ANGOLA | 5 172 | 14 636 | 515 | 1 297 | 282 | 698 |
| ETHIOPIA | 23 009 | 34 250 | 1 862 | 2 850 | 1 036 | 1 558 |
| KENYA | 3 734 | 6 671 | 316 | 696 | 174 | 379 |
| TANZANIA | 3 951 | 3 993 | 291 | 329 | 159 | 178 |
| MADAGASCAR | 4 | 1 980 | 3 | 129 | 2 | 70 |
| ZAMBIA | | 988 | | 200 | | 107 |
| REP S AFRICA | 95 210 | 121 176 | 12 417 | 16 162 | 6 835 | 8 839 |
| USA | 2 849 694 | 6 001 831 | 203 719 | 433 554 | 112 085 | 234 270 |
| CANADA | 76 555 | 189 083 | 14 135 | 26 048 | 7 776 | 14 126 |
| ST PIERRE | | 4 925 | | 446 | | 235 |
| MEXICO | 158 293 | 570 810 | 13 038 | 42 897 | 7 173 | 23 169 |
| GUATEMALA | 7 997 | 37 340 | 925 | 3 791 | 508 | 2 041 |
| REP HONDURAS | 6 465 | 12 213 | 595 | 1 331 | 329 | 721 |
| EL SALVADOR | 5 207 | 5 758 | 354 | 388 | 195 | 213 |
| COSTA RICA | 16 918 | 42 557 | 2 285 | 5 484 | 1 257 | 2 960 |
| PANAM EX CZ | 2 353 | 13 877 | 226 | 1 504 | 124 | 800 |
| CUBA | 9 644 | 9 804 | 965 | 1 046 | 534 | 577 |
| DOMINIC REP | 4 722 | 5 627 | 566 | 649 | 310 | 354 |
| JAMAICA | | 8 893 | | 632 | | 337 |
| NETH ANTILL | 10 653 | 16 702 | 735 | 1 164 | 403 | 635 |
| COLOMBIA | 27 226 | 84 563 | 1 885 | 5 773 | 1 036 | 3 112 |
| VENEZUELA | 69 436 | 113 953 | 5 466 | 9 651 | 3 014 | 5 251 |
| ECUADOR | 1 556 | 28 512 | 156 | 2 879 | 87 | 1 518 |
| PERU | 1 591 | 4 951 | 147 | 677 | 82 | 365 |
| BRAZIL | 336 001 | 640 442 | 34 875 | 79 999 | 19 161 | 43 205 |
| CHILE | 6 117 | 32 289 | 674 | 3 500 | 369 | 1 888 |
| BOLIVIA | | 9 162 | | 622 | | 330 |
| PARAGUAY | 572 | 5 189 | 47 | 390 | 26 | 207 |
| URUGUAY | 8 135 | 18 125 | 852 | 1 913 | 470 | 1 032 |
| ARGENTINA | 115 446 | 378 697 | 15 467 | 41 535 | 8 522 | 22 442 |
| CYPRUS | 4 944 | 8 875 | 402 | 708 | 222 | 386 |
| LEBANON | 24 496 | 50 972 | 1 990 | 4 332 | 1 092 | 2 332 |
| SYRIA | 156 244 | 213 899 | 11 580 | 16 368 | 6 398 | 8 930 |
| IRAQ | 9 392 | 14 798 | 971 | 1 530 | 535 | 836 |
| IRAN | 156 189 | 388 283 | 13 282 | 29 807 | 7 322 | 16 195 |
| ISRAEL | 54 284 | 177 511 | 5 629 | 18 154 | 3 095 | 9 775 |
| JORDAN | 6 627 | 23 293 | 614 | 2 006 | 336 | 1 082 |
| SAUDI ARABIA | 43 321 | 132 226 | 3 448 | 10 517 | 1 900 | 5 659 |
| KUWAIT | 14 711 | 30 226 | 1 164 | 2 385 | 641 | 1 299 |
| BAHRAIN | 385 | 1 749 | 36 | 164 | 20 | 87 |
| QATAR | 2 150 | 11 587 | 199 | 1 080 | 109 | 581 |
| ARAB EMIRAT | 1 156 | 41 019 | 149 | 3 027 | 81 | 1 618 |
| NORTH YEMEN | 1 | 636 | 1 | 105 | | 57 |
| AFGHANISTAN | 1 032 | 3 321 | 129 | 353 | 71 | 191 |
| PAKISTAN | 92 655 | 316 046 | 5 641 | 19 186 | 3 103 | 10 337 |
| INDIA | 446 893 | 1 171 300 | 41 093 | 101 833 | 22 605 | 54 961 |
| BANGLADESH | 19 | 6 540 | 5 | 638 | 2 | 344 |
| SRI LANKA | 113 | 1 550 | 13 | 135 | 7 | 72 |
| BURMA | 6 289 | 6 318 | 359 | 381 | 200 | 212 |
| THAILAND | 30 411 | 120 232 | 1 161 | 4 736 | 634 | 2 544 |
| VIETNAM | 3 413 | 3 413 | 356 | 356 | 195 | 195 |
| INDONESIA | 121 602 | 146 476 | 8 029 | 9 025 | 4 415 | 4 943 |
| MALAYSIA | 28 065 | 36 960 | 1 106 | 1 402 | 609 | 769 |
| SINGAPORE | 8 874 | 12 919 | 1 121 | 2 016 | 621 | 1 096 |
| PHILIPPINES | 5 931 | 66 203 | 684 | 6 549 | 375 | 3 495 |
| P REP CHINA | 249 353 | 2 167 597 | 20 167 | 157 096 | 11 097 | 84 089 |
| NORTH KOREA | 590 | 45 867 | 117 | 3 354 | 64 | 1 782 |
| SOUTH KOREA | 4 117 | 5 033 | 1 099 | 1 416 | 603 | 768 |
| JAPAN | 6 586 | 12 533 | 2 010 | 3 959 | 1 106 | 2 138 |
| TAIWAN | 3 446 | 8 538 | 998 | 2 308 | 550 | 1 249 |
| HONG KONG | 9 313 | 33 502 | 1 685 | 4 284 | 926 | 2 314 |
| AUSTRALIA | 9 386 | 20 275 | 2 666 | 5 550 | 1 466 | 2 997 |
| NEW CALEDON | | 1 049 | | 69 | | 37 |

6 IMPORTS AND EXPORTS (SPECIAL TRADE) BY GROUPS OF THE SITC AND BY COUNTRIES OF PRODUCTION AND CONSUMPTION 1979

| GROUP COUNTRY | DT = 100 KG | | 1 000 DM | | 1 000 \$ | |
|---------------------------|-------------|-----------|-----------|-----------|-----------|----------|
| | JULY/SEPT | JAN/SEPT | JULY/SEPT | JAN/SEPT | JULY/SEPT | JAN/SEPT |
| 675 IRON,STEEL HOOP,STRIP | | | | | | |
| IMPORTS | 1 664 576 | 5 479 341 | 167 370 | 545 364 | 92 160 | 293 914 |
| FRANCE | 395 653 | 1 432 931 | 46 355 | 162 216 | 25 514 | 87 319 |
| BELGIUM LUX | 750 434 | 2 401 784 | 58 218 | 187 274 | 32 047 | 100 925 |
| NETHERLANDS | 182 182 | 603 323 | 13 779 | 47 236 | 7 579 | 25 434 |
| ITALY | 15 566 | 57 468 | 3 176 | 11 134 | 1 754 | 6 000 |
| UNTD KINGDOM | 28 020 | 71 468 | 3 614 | 11 265 | 1 992 | 6 070 |
| DENMARK | 1 792 | 7 745 | 245 | 602 | 136 | 326 |
| NORWAY | 2 366 | 14 643 | 206 | 1 306 | 113 | 700 |
| SWEDEN | 37 558 | 113 729 | 12 725 | 38 980 | 7 008 | 21 020 |
| FINLAND | 4 922 | 90 295 | 678 | 7 482 | 373 | 4 024 |
| SWITZERLAND | 12 811 | 43 460 | 1 277 | 4 040 | 706 | 2 181 |
| AUSTRIA | 59 782 | 184 351 | 9 327 | 26 516 | 5 149 | 14 322 |
| SPAIN | 55 024 | 101 627 | 4 717 | 8 073 | 2 595 | 4 394 |
| GREECE | 5 921 | 17 771 | 693 | 2 117 | 379 | 1 141 |
| POLAND | 30 193 | 109 532 | 1 785 | 6 628 | 982 | 3 595 |
| CZECHOSLOVA | 50 103 | 148 305 | 3 105 | 9 002 | 1 715 | 4 876 |
| HUNGARY | 1 119 | 5 950 | 70 | 367 | 38 | 196 |
| USA | 2 211 | 13 178 | 1 649 | 6 467 | 905 | 3 465 |
| BRAZIL | 15 346 | 15 404 | 1 221 | 1 228 | 680 | 683 |
| SOUTH KOREA | | 3 320 | | 171 | | 92 |
| JAPAN | 13 346 | 42 078 | 4 498 | 13 143 | 2 478 | 7 088 |
| EXPORTS | 3 442 039 | 9 511 196 | 412 799 | 1 160 598 | 227 200 | 625 964 |
| FRANCE | 421 802 | 1 233 640 | 50 653 | 149 507 | 27 907 | 80 596 |
| BELGIUM LUX | 136 704 | 420 126 | 16 791 | 50 116 | 9 246 | 27 014 |
| NETHERLANDS | 280 184 | 941 475 | 37 072 | 120 034 | 20 414 | 64 663 |
| ITALY | 180 457 | 444 013 | 23 791 | 61 132 | 13 120 | 33 038 |
| UNTD KINGDOM | 131 905 | 337 830 | 22 484 | 56 573 | 12 377 | 31 609 |
| IRISH REP | 11 453 | 29 663 | 1 041 | 2 787 | 574 | 1 506 |
| DENMARK | 89 805 | 231 568 | 10 827 | 27 676 | 5 969 | 14 957 |
| ICELAND | 490 | 1 288 | 52 | 142 | 29 | 78 |
| NORWAY | 13 867 | 63 796 | 1 897 | 7 070 | 1 043 | 3 801 |
| SWEDEN | 108 310 | 334 077 | 10 879 | 32 128 | 6 008 | 17 334 |
| FINLAND | 11 990 | 56 253 | 1 571 | 7 374 | 861 | 3 960 |
| SWITZERLAND | 222 200 | 563 217 | 24 138 | 62 675 | 13 292 | 33 830 |
| AUSTRIA | 113 271 | 317 190 | 13 063 | 38 344 | 7 194 | 20 671 |
| PORTUGAL | 62 087 | 147 204 | 4 609 | 11 431 | 2 543 | 6 175 |
| SPAIN | 101 566 | 191 373 | 10 248 | 22 843 | 5 630 | 12 347 |
| MALTA | 108 | 267 | 18 | 63 | 10 | 34 |
| YUGOSLAVIA | 122 318 | 317 915 | 17 298 | 44 315 | 9 511 | 23 924 |
| GREECE | 189 948 | 341 493 | 12 653 | 23 388 | 6 941 | 12 656 |
| TURKEY | 5 022 | 18 026 | 1 544 | 5 350 | 847 | 2 874 |
| USSR | 509 871 | 1 481 254 | 57 801 | 167 673 | 31 758 | 90 368 |
| POLAND | 130 540 | 359 903 | 13 740 | 38 393 | 7 575 | 20 700 |
| CZECHOSLOVA | 8 556 | 17 881 | 2 158 | 4 735 | 1 187 | 2 562 |
| HUNGARY | 12 856 | 33 832 | 1 961 | 5 988 | 1 081 | 3 240 |
| RUMANIA | 36 702 | 171 744 | 5 825 | 24 206 | 3 201 | 13 003 |
| BULGARIA | 29 907 | 60 084 | 5 367 | 11 988 | 2 962 | 6 483 |
| ALBANIA | 245 | 720 | 39 | 95 | 21 | 50 |
| MOROCCO | 30 | 3 284 | 6 | 261 | 4 | 142 |
| ALGERIA | 20 464 | 32 196 | 1 723 | 2 963 | 951 | 1 610 |
| TUNISIA | 9 856 | 11 651 | 583 | 695 | 320 | 379 |
| EGYPT | 5 578 | 48 273 | 521 | 3 123 | 287 | 1 664 |
| SUDAN | 1 145 | 26 082 | 81 | 4 437 | 45 | 2 367 |
| LIBERIA | 666 | 858 | 75 | 98 | 42 | 55 |
| GHANA | | 1 295 | | 162 | | 86 |
| TOGO | 213 | 335 | 46 | 73 | 25 | 39 |
| NIGERIA | 1 888 | 30 314 | 282 | 2 823 | 154 | 1 525 |
| CAMEROON | 1 282 | 1 930 | 139 | 209 | 77 | 114 |
| GABON | 236 | 529 | 35 | 76 | 20 | 41 |
| CONGO | | 1 256 | | 148 | | 78 |
| ZAIRE | 407 | 585 | 58 | 85 | 32 | 46 |
| ANGOLA | | 1 191 | | 203 | | 108 |
| KENYA | 650 | 1 684 | 141 | 347 | 77 | 189 |
| MOZAMBIQUE | 500 | 550 | 99 | 110 | 54 | 60 |
| REP S AFRICA | 4 450 | 11 999 | 1 200 | 3 210 | 658 | 1 731 |
| USA | 85 472 | 248 471 | 15 713 | 46 144 | 8 654 | 24 889 |
| CANADA | 60 147 | 107 007 | 4 704 | 9 661 | 2 592 | 5 233 |
| MEXICO | 15 262 | 73 374 | 1 585 | 7 413 | 870 | 3 985 |
| GUATEMALA | 347 | 1 268 | 56 | 190 | 31 | 103 |
| REP HONDURAS | 57 | 544 | 13 | 68 | 7 | 36 |
| EL SALVADOR | | 2 577 | | 245 | | 131 |
| COSTA RICA | 49 | 638 | 8 | 113 | 4 | 60 |
| PANAM EX CZ | 458 | 836 | 58 | 108 | 32 | 59 |
| CUBA | 3 | 937 | 3 | 130 | 2 | 69 |
| DOMINIC REP | 681 | 1 822 | 54 | 126 | 29 | 68 |
| COLOMBIA | 5 235 | 16 972 | 769 | 1 959 | 423 | 1 058 |
| VENEZUELA | 17 372 | 27 557 | 1 481 | 3 039 | 815 | 1 647 |
| ECUADOR | 663 | 810 | 76 | 95 | 43 | 53 |
| PERU | 512 | 2 068 | 99 | 498 | 54 | 268 |
| BRAZIL | 9 126 | 29 845 | 2 163 | 6 269 | 1 189 | 3 380 |
| CHILE | 156 | 413 | 91 | 168 | 49 | 89 |
| BOLIVIA | | 708 | | 99 | | 53 |
| URUGUAY | 548 | 1 287 | 122 | 286 | 68 | 157 |
| ARGENTINA | 4 005 | 9 580 | 765 | 1 742 | 423 | 941 |
| CYPRUS | | 5 083 | | 303 | | 163 |
| LEBANON | 239 | 336 | 32 | 64 | 18 | 35 |
| SYRIA | 20 550 | 34 592 | 2 071 | 3 460 | 1 146 | 1 888 |

6 IMPORTS AND EXPORTS (SPECIAL TRADE) BY GROUPS OF THE SITC AND BY COUNTRIES OF PRODUCTION AND CONSUMPTION 1979

| GROUP COUNTRY | DT = 100 KG | | 1 000 DM | | 1 000 \$ | |
|------------------|-------------|----------|-----------|----------|-----------|----------|
| | JULY/SEPT | JAN/SEPT | JULY/SEPT | JAN/SEPT | JULY/SEPT | JAN/SEPT |
| IRAQ | 4 605 | 11 937 | 708 | 1 532 | 389 | 830 |
| IRAN | 16 862 | 42 019 | 2 233 | 4 752 | 1 233 | 2 582 |
| ISRAEL | 9 891 | 36 063 | 1 139 | 4 379 | 627 | 2 355 |
| SAUDI ARABIA | 6 144 | 11 777 | 1 314 | 2 169 | 726 | 1 182 |
| KUWAIT | 2 195 | 9 269 | 148 | 779 | 82 | 423 |
| BAHRAIN | 1 981 | 2 053 | 329 | 340 | 182 | 188 |
| ARAB EMIRAT | 1 123 | 1 544 | 86 | 154 | 47 | 82 |
| PAKISTAN | 1 393 | 4 254 | 147 | 745 | 80 | 402 |
| INDIA | 25 294 | 58 548 | 4 008 | 12 163 | 2 197 | 6 575 |
| SRI LANKA | 97 | 967 | 6 | 177 | 3 | 93 |
| THAILAND | 1 392 | 6 926 | 143 | 834 | 79 | 447 |
| VIETNAM | | 9 903 | | 971 | | 519 |
| INDONESIA | 736 | 1 778 | 238 | 536 | 131 | 290 |
| MALAYSIA | 516 | 1 326 | 207 | 484 | 114 | 262 |
| SINGAPORE | 2 965 | 10 452 | 620 | 1 736 | 341 | 936 |
| PHILIPPINES | 162 | 611 | 25 | 99 | 13 | 53 |
| P. REP. CHINA | 152 932 | 401 484 | 14 923 | 37 033 | 8 181 | 19 930 |
| SOUTH KOREA | 1 392 | 2 701 | 519 | 1 104 | 289 | 600 |
| JAPAN | 133 | 1 202 | 193 | 615 | 106 | 329 |
| TAIWAN | 768 | 3 795 | 299 | 1 291 | 166 | 698 |
| HONG KONG | 4 736 | 17 358 | 1 315 | 4 813 | 726 | 2 595 |
| AUSTRALIA | 3 967 | 11 750 | 1 400 | 3 509 | 770 | 1 898 |
| NEW ZEALAND | 701 | 3 014 | 182 | 554 | 99 | 299 |

676 RAILWAY RAILS ETC IRN, STL

| GROUP COUNTRY | DT = 100 KG | | 1 000 DM | | 1 000 \$ | |
|------------------|-------------|-----------|-----------|----------|-----------|----------|
| | JULY/SEPT | JAN/SEPT | JULY/SEPT | JAN/SEPT | JULY/SEPT | JAN/SEPT |
| IMPORTS | 65 519 | 345 559 | 3 124 | 13 851 | 1 716 | 7 437 |
| FRANCE | 3 721 | 13 073 | 211 | 994 | 115 | 533 |
| BELGIUM LUX | 2 755 | 20 356 | 205 | 2 169 | 113 | 1 154 |
| NETHERLANDS | 38 609 | 120 854 | 1 368 | 4 097 | 754 | 2 206 |
| ITALY | 498 | 1 560 | 46 | 103 | 25 | 54 |
| UNTD KINGDOM | 107 | 591 | 65 | 150 | 35 | 80 |
| DENMARK | | 4 142 | | 94 | | 50 |
| NORWAY | 864 | 6 014 | 42 | 182 | 24 | 98 |
| SWEDEN | 7 363 | 25 839 | 478 | 1 476 | 261 | 790 |
| FINLAND | 2 212 | 2 212 | 88 | 88 | 49 | 49 |
| SWITZERLAND | 1 636 | 3 630 | 98 | 255 | 54 | 138 |
| AUSTRIA | 697 | 2 411 | 27 | 93 | 14 | 49 |
| USSR | 650 | 1 284 | 95 | 199 | 54 | 106 |
| POLAND | 4 751 | 15 108 | 187 | 583 | 102 | 315 |
| HUNGARY | 1 644 | 5 256 | 207 | 701 | 114 | 378 |
| CANADA | | 123 131 | | 2 645 | | 1 425 |
| EXPORTS | 726 896 | 1 710 774 | 63 647 | 149 857 | 34 999 | 81 020 |
| FRANCE | 15 699 | 28 436 | 1 226 | 2 496 | 679 | 1 354 |
| BELGIUM LUX | 26 590 | 87 707 | 2 651 | 8 521 | 1 459 | 4 590 |
| NETHERLANDS | 60 082 | 269 453 | 6 504 | 26 138 | 3 582 | 14 072 |
| ITALY | 76 524 | 310 906 | 2 820 | 11 195 | 1 547 | 6 029 |
| UNTD KINGDOM | 1 831 | 91 094 | 349 | 7 202 | 193 | 3 864 |
| IRISH REP | 660 | 1 404 | 189 | 365 | 104 | 198 |
| DENMARK | 9 534 | 44 142 | 1 026 | 4 417 | 567 | 2 376 |
| NORWAY | 6 025 | 10 289 | 617 | 1 343 | 339 | 727 |
| SWEDEN | 3 267 | 17 871 | 379 | 2 000 | 208 | 1 073 |
| FINLAND | 910 | 4 057 | 305 | 748 | 166 | 401 |
| SWITZERLAND | 34 168 | 111 096 | 4 915 | 14 196 | 2 698 | 7 650 |
| AUSTRIA | 4 471 | 14 349 | 756 | 2 635 | 415 | 1 420 |
| PORTUGAL | 680 | 2 569 | 65 | 249 | 35 | 133 |
| SPAIN | 2 205 | 3 462 | 286 | 407 | 158 | 222 |
| YUGOSLAVIA | 184 263 | 224 667 | 14 864 | 19 685 | 8 139 | 10 699 |
| GREECE | 12 591 | 45 937 | 1 894 | 6 347 | 1 038 | 3 386 |
| USSR | | 162 | | 59 | | 31 |
| HUNGARY | 1 012 | 4 157 | 323 | 1 542 | 176 | 826 |
| RUMANIA | 9 889 | 11 979 | 860 | 1 042 | 470 | 568 |
| BULGARIA | 983 | 983 | 108 | 108 | 59 | 59 |
| ALGERIA | | 7 819 | | 842 | | 451 |
| LIBYA | 501 | 1 956 | 57 | 182 | 32 | 100 |
| EGYPT | 6 523 | 10 876 | 605 | 1 424 | 333 | 768 |
| UPPER VOLTA | | 5 880 | | 598 | | 313 |
| LIBERIA | 26 | 1 266 | 6 | 171 | 3 | 91 |
| IVORY COAST | | 5 880 | | 598 | | 316 |
| NIGERIA | 13 | 1 324 | 2 | 333 | | 178 |
| RWANDA | | 1 397 | | 89 | | 47 |
| USA | 226 148 | 293 458 | 16 601 | 21 251 | 9 157 | 11 646 |
| CANADA | 659 | 2 095 | 266 | 436 | 146 | 236 |
| COLOMBIA | 39 | 405 | 16 | 106 | 9 | 56 |
| VENEZUELA | 140 | 1 227 | 55 | 520 | 30 | 281 |
| PERU | 990 | 1 270 | 93 | 133 | 52 | 73 |
| BRAZIL | 10 307 | 21 480 | 1 954 | 2 993 | 1 087 | 1 646 |
| CHILE | 1 402 | 1 947 | 156 | 204 | 87 | 112 |
| ARGENTINA | 317 | 1 191 | 163 | 242 | 89 | 131 |
| SYRIA | 1 847 | 2 188 | 272 | 310 | 148 | 168 |
| IRAQ | 1 853 | 2 718 | 176 | 271 | 98 | 149 |
| IRAN | | 14 943 | | 2 694 | | 1 457 |
| ISRAEL | 342 | 653 | 123 | 152 | 67 | 82 |
| JORDAN | 78 | 1 931 | 24 | 352 | 13 | 186 |
| SAUDI ARABIA | 18 061 | 24 379 | 1 925 | 2 709 | 1 059 | 1 477 |
| KUWAIT | | 1 761 | | 427 | | 227 |
| INDIA | 597 | 2 204 | 60 | 213 | 34 | 114 |
| THAILAND | | 3 037 | | 66 | | 35 |
| SINGAPORE | 2 127 | 4 237 | 197 | 412 | 108 | 222 |

6 IMPORTS AND EXPORTS (SPECIAL TRADE) BY GROUPS OF THE SITC AND BY COUNTRIES OF PRODUCTION AND CONSUMPTION 1979

| GROUP COUNTRY | DT = 100 KG | | 1 000 DM | | 1 000 \$ | |
|-----------------------------|-------------|-----------|-----------|----------|-----------|----------|
| | JULY/SEPT | JAN/SEPT | JULY/SEPT | JAN/SEPT | JULY/SEPT | JAN/SEPT |
| SOUTH KOREA | 2 479 | 2 842 | 612 | 645 | 335 | 353 |
| JAPAN | 387 | 1 567 | 44 | 152 | 24 | 81 |
| HONG KONG | 21 | 2 106 | 14 | 304 | 7 | 164 |
| 677 IRN,STL WIRE EXCL W ROD | | | | | | |
| IMPORTS | 593 756 | 1 865 507 | 89 651 | 284 313 | 49 397 | 153 258 |
| FRANCE | 99 946 | 382 927 | 14 334 | 61 780 | 7 888 | 33 223 |
| BELGIUM LUX | 224 224 | 729 035 | 37 119 | 115 817 | 20 477 | 62 467 |
| NETHERLANDS | 33 095 | 99 771 | 4 107 | 11 609 | 2 267 | 6 268 |
| ITALY | 21 791 | 81 799 | 3 998 | 12 855 | 2 202 | 6 928 |
| UNITD KINGDOM | 12 328 | 32 002 | 1 844 | 5 736 | 1 015 | 3 089 |
| IRISH REP | 8 | 404 | 6 | 97 | 3 | 52 |
| DENMARK | 592 | 2 377 | 81 | 313 | 44 | 166 |
| SWEDEN | 23 962 | 76 541 | 10 610 | 30 507 | 5 846 | 16 456 |
| SWITZERLAND | 16 268 | 36 261 | 2 417 | 5 719 | 1 338 | 3 093 |
| AUSTRIA | 43 615 | 125 121 | 4 929 | 14 086 | 2 714 | 7 600 |
| SPAIN | 2 408 | 3 152 | 421 | 713 | 230 | 387 |
| POLAND | 22 432 | 49 296 | 1 551 | 3 202 | 852 | 1 730 |
| CZECHOSLOVA | 33 217 | 95 997 | 1 945 | 5 557 | 1 066 | 2 995 |
| HUNGARY | 11 838 | 23 188 | 729 | 1 448 | 401 | 784 |
| RUMANIA | 37 060 | 100 217 | 2 579 | 6 780 | 1 421 | 3 657 |
| BULGARIA | | 3 337 | | 121 | | 64 |
| USA | 1 102 | 3 821 | 782 | 2 860 | 426 | 1 532 |
| BRAZIL | | 245 | | 83 | | 45 |
| INDIA | 2 774 | 4 754 | 385 | 637 | 211 | 345 |
| JAPAN | 6 929 | 14 415 | 1 755 | 4 221 | 965 | 2 286 |
| EXPORTS | 803 599 | 2 502 285 | 134 732 | 412 530 | 74 212 | 222 333 |
| FRANCE | 125 996 | 427 651 | 17 994 | 60 722 | 9 923 | 32 713 |
| BELGIUM LUX | 63 011 | 225 020 | 10 075 | 34 337 | 5 550 | 18 494 |
| NETHERLANDS | 112 521 | 341 696 | 15 582 | 47 161 | 8 585 | 25 418 |
| ITALY | 29 665 | 70 954 | 4 820 | 13 210 | 2 657 | 7 128 |
| UNITD KINGDOM | 26 923 | 80 092 | 4 636 | 13 677 | 2 552 | 7 361 |
| IRISH REP | 1 573 | 6 106 | 803 | 2 299 | 443 | 1 245 |
| DENMARK | 19 383 | 61 128 | 3 110 | 9 116 | 1 717 | 4 922 |
| NORWAY | 4 994 | 12 563 | 919 | 2 209 | 503 | 1 195 |
| SWEDEN | 10 016 | 35 996 | 2 191 | 7 490 | 1 209 | 4 030 |
| FINLAND | 3 090 | 14 246 | 710 | 2 766 | 390 | 1 484 |
| SWITZERLAND | 33 877 | 97 795 | 9 362 | 27 073 | 5 162 | 14 610 |
| AUSTRIA | 27 089 | 86 638 | 4 587 | 14 462 | 2 526 | 7 796 |
| PORTUGAL | 7 980 | 20 327 | 1 272 | 3 192 | 702 | 1 721 |
| SPAIN | 4 194 | 11 831 | 1 090 | 3 125 | 601 | 1 685 |
| YUGOSLAVIA | 27 491 | 50 910 | 4 979 | 10 413 | 2 739 | 5 635 |
| GREECE | 12 486 | 40 487 | 1 903 | 5 760 | 1 045 | 3 100 |
| TURKEY | 8 498 | 22 310 | 1 339 | 3 453 | 733 | 1 857 |
| USSR | 7 562 | 26 139 | 1 675 | 5 801 | 922 | 3 122 |
| POLAND | 2 651 | 16 214 | 971 | 4 440 | 538 | 2 388 |
| CZECHOSLOVA | 2 639 | 10 655 | 785 | 2 744 | 436 | 1 478 |
| HUNGARY | 11 480 | 25 813 | 1 815 | 4 181 | 995 | 2 249 |
| RUMANIA | 43 953 | 133 547 | 8 295 | 25 989 | 4 555 | 13 990 |
| BULGARIA | 7 556 | 20 843 | 1 497 | 4 014 | 821 | 2 157 |
| CANARY IS | 450 | 625 | 89 | 126 | 48 | 68 |
| MOROCCO | 1 337 | 6 987 | 178 | 922 | 97 | 493 |
| ALGERIA | 9 453 | 27 802 | 1 233 | 3 327 | 678 | 1 794 |
| TUNISIA | 20 | 3 091 | 8 | 336 | 5 | 180 |
| LIBYA | 1 443 | 2 834 | 268 | 575 | 147 | 309 |
| EGYPT | 4 869 | 9 695 | 517 | 1 142 | 285 | 620 |
| SUDAN | 266 | 1 769 | 47 | 269 | 26 | 146 |
| GHANA | 40 | 452 | 8 | 88 | 4 | 47 |
| NIGERIA | 2 214 | 21 535 | 415 | 2 940 | 230 | 1 592 |
| KENYA | | 379 | 1 | 68 | 1 | 36 |
| TANZANIA | 38 | 407 | 16 | 109 | 10 | 59 |
| MADAGASCAR | 60 | 563 | 8 | 85 | 4 | 46 |
| MAURITIUS | 1 200 | 2 003 | 144 | 237 | 79 | 128 |
| ZAMBIA | 1 193 | 1 663 | 143 | 216 | 80 | 117 |
| REP S AFRICA | 1 882 | 5 622 | 797 | 2 207 | 446 | 1 195 |
| USA | 45 623 | 135 578 | 9 013 | 26 395 | 4 969 | 14 251 |
| CANADA | 12 021 | 32 121 | 2 213 | 5 470 | 1 220 | 2 960 |
| MEXICO | 7 537 | 18 791 | 1 649 | 4 341 | 910 | 2 345 |
| REP HONDURAS | 490 | 1 319 | 74 | 180 | 41 | 97 |
| EL SALVADOR | 860 | 2 057 | 101 | 255 | 57 | 140 |
| NICARAGUA | | 920 | | 101 | | 53 |
| COSTA RICA | 409 | 2 358 | 76 | 339 | 42 | 182 |
| PANAM EX CZ | 750 | 750 | 58 | 58 | 32 | 32 |
| CUBA | 20 393 | 41 091 | 2 479 | 5 022 | 1 372 | 2 715 |
| DOMINIC REP | 634 | 873 | 100 | 135 | 55 | 74 |
| JAMAICA | | 599 | | 77 | | 41 |
| COLOMBIA | 417 | 1 606 | 153 | 385 | 84 | 209 |
| VENEZUELA | 135 | 2 646 | 72 | 549 | 41 | 298 |
| ECUADOR | 491 | 585 | 78 | 129 | 43 | 70 |
| PERU | 141 | 2 177 | 21 | 523 | 10 | 279 |
| BRAZIL | 1 333 | 2 670 | 336 | 1 110 | 183 | 597 |
| CHILE | 257 | 826 | 112 | 367 | 62 | 197 |
| PARAGUAY | 2 | 1 300 | 5 | 201 | 3 | 107 |
| URUGUAY | 16 | 83 | 11 | 67 | 6 | 36 |
| ARGENTINA | 621 | 1 257 | 423 | 1 004 | 234 | 544 |
| CYPRUS | 100 | 458 | 12 | 62 | 7 | 32 |
| LEBANON | 2 601 | 6 406 | 259 | 664 | 142 | 359 |
| SYRIA | 2 056 | 8 030 | 284 | 1 224 | 157 | 657 |

6 IMPORTS AND EXPORTS (SPECIAL TRADE) BY GROUPS OF THE SITC AND BY COUNTRIES OF PRODUCTION AND CONSUMPTION 1979

| GROUP COUNTRY | DT = 100 KG | | 1 000 DM | | 1 000 \$ | |
|------------------|-------------|----------|-----------|----------|-----------|----------|
| | JULY/SEPT | JAN/SEPT | JULY/SEPT | JAN/SEPT | JULY/SEPT | JAN/SEPT |
| IRAQ | 3 515 | 15 394 | 406 | 1 738 | 224 | 935 |
| IRAN | 3 582 | 9 747 | 510 | 1 345 | 281 | 731 |
| ISRAEL | 7 110 | 31 714 | 951 | 3 702 | 524 | 1 993 |
| JORDAN | 1 020 | 4 540 | 119 | 522 | 65 | 279 |
| SAUDI ARABIA | 4 458 | 9 313 | 898 | 1 641 | 493 | 891 |
| KUWAIT | 839 | 3 553 | 130 | 360 | 71 | 194 |
| ARAB EMIRAT | 2 273 | 4 434 | 243 | 528 | 133 | 284 |
| NORTH YEMEN | | 336 | 1 | 70 | | 36 |
| SOUTH YEMEN | 500 | 500 | 63 | 63 | 34 | 34 |
| PAKISTAN | 612 | 2 071 | 105 | 320 | 57 | 171 |
| INDIA | 1 629 | 7 324 | 771 | 2 926 | 422 | 1 573 |
| BANGLADESH | 1 078 | 3 831 | 95 | 318 | 52 | 170 |
| THAILAND | 406 | 1 005 | 87 | 204 | 47 | 111 |
| INDONESIA | 3 067 | 4 480 | 441 | 782 | 240 | 421 |
| MALAYSIA | 140 | 1 398 | 37 | 254 | 21 | 137 |
| SINGAPORE | 334 | 825 | 111 | 298 | 62 | 162 |
| P. REP. CHINA | 55 054 | 203 236 | 6 888 | 24 673 | 3 790 | 13 260 |
| SOUTH KOREA | 283 | 2 295 | 317 | 739 | 176 | 401 |
| JAPAN | 145 | 357 | 168 | 479 | 91 | 256 |
| TAIWAN | 42 | 375 | 20 | 429 | 10 | 229 |
| HONG KONG | 403 | 1 828 | 229 | 841 | 126 | 450 |
| AUSTRALIA | 402 | 2 356 | 147 | 716 | 84 | 390 |

678 IRON, STL TUBES, PIPES, ETC

| GROUP COUNTRY | DT = 100 KG | | 1 000 DM | | 1 000 \$ | |
|------------------|-------------|------------|-----------|-----------|-----------|-----------|
| | JULY/SEPT | JAN/SEPT | JULY/SEPT | JAN/SEPT | JULY/SEPT | JAN/SEPT |
| IRAQ | 3 515 | 15 394 | 406 | 1 738 | 224 | 935 |
| IRAN | 3 582 | 9 747 | 510 | 1 345 | 281 | 731 |
| ISRAEL | 7 110 | 31 714 | 951 | 3 702 | 524 | 1 993 |
| JORDAN | 1 020 | 4 540 | 119 | 522 | 65 | 279 |
| SAUDI ARABIA | 4 458 | 9 313 | 898 | 1 641 | 493 | 891 |
| KUWAIT | 839 | 3 553 | 130 | 360 | 71 | 194 |
| ARAB EMIRAT | 2 273 | 4 434 | 243 | 528 | 133 | 284 |
| NORTH YEMEN | | 336 | 1 | 70 | | 36 |
| SOUTH YEMEN | 500 | 500 | 63 | 63 | 34 | 34 |
| PAKISTAN | 612 | 2 071 | 105 | 320 | 57 | 171 |
| INDIA | 1 629 | 7 324 | 771 | 2 926 | 422 | 1 573 |
| BANGLADESH | 1 078 | 3 831 | 95 | 318 | 52 | 170 |
| THAILAND | 406 | 1 005 | 87 | 204 | 47 | 111 |
| INDONESIA | 3 067 | 4 480 | 441 | 782 | 240 | 421 |
| MALAYSIA | 140 | 1 398 | 37 | 254 | 21 | 137 |
| SINGAPORE | 334 | 825 | 111 | 298 | 62 | 162 |
| P. REP. CHINA | 55 054 | 203 236 | 6 888 | 24 673 | 3 790 | 13 260 |
| SOUTH KOREA | 283 | 2 295 | 317 | 739 | 176 | 401 |
| JAPAN | 145 | 357 | 168 | 479 | 91 | 256 |
| TAIWAN | 42 | 375 | 20 | 429 | 10 | 229 |
| HONG KONG | 403 | 1 828 | 229 | 841 | 126 | 450 |
| AUSTRALIA | 402 | 2 356 | 147 | 716 | 84 | 390 |
| IMPORTS | 1 945 908 | 7 163 115 | 291 652 | 1 018 565 | 160 440 | 547 849 |
| FRANCE | 406 578 | 1 772 603 | 61 317 | 268 239 | 33 703 | 143 804 |
| BELGIUM LUX | 174 789 | 657 005 | 18 873 | 67 648 | 10 382 | 36 449 |
| NETHERLANDS | 302 850 | 895 140 | 34 558 | 104 778 | 19 012 | 56 411 |
| ITALY | 341 585 | 1 362 516 | 48 641 | 177 586 | 26 750 | 95 574 |
| UNTD KINGDOM | 16 430 | 63 428 | 6 937 | 21 034 | 3 817 | 11 323 |
| IRISH REP | 1 632 | 5 695 | 500 | 2 368 | 273 | 1 267 |
| DENMARK | 21 845 | 55 698 | 5 743 | 11 862 | 3 164 | 6 419 |
| NORWAY | 1 665 | 8 489 | 132 | 524 | 70 | 279 |
| SWEDEN | 92 946 | 289 772 | 26 660 | 83 369 | 14 689 | 44 939 |
| FINLAND | 8 903 | 21 581 | 1 377 | 3 546 | 758 | 1 914 |
| SWITZERLAND | 109 280 | 412 609 | 22 281 | 72 991 | 12 268 | 39 299 |
| AUSTRIA | 89 896 | 285 715 | 22 208 | 64 196 | 12 234 | 34 631 |
| PORTUGAL | 1 406 | 4 779 | 620 | 2 125 | 340 | 1 140 |
| SPAIN | 112 257 | 540 427 | 11 879 | 48 679 | 6 517 | 26 137 |
| MALTA | | 1 328 | | 302 | | 161 |
| YUGOSLAVIA | 11 127 | 75 821 | 1 527 | 8 125 | 844 | 4 368 |
| TURKEY | 1 844 | 1 844 | 186 | 188 | 103 | 103 |
| USSR | 8 887 | 19 291 | 620 | 1 278 | 341 | 696 |
| POLAND | 18 427 | 43 092 | 2 401 | 5 637 | 1 320 | 3 050 |
| CZECHOSLOVA | 40 016 | 133 380 | 2 823 | 9 604 | 1 558 | 5 165 |
| HUNGARY | 63 755 | 139 314 | 4 567 | 9 861 | 2 512 | 5 328 |
| RUMANIA | 97 704 | 285 820 | 6 462 | 18 469 | 3 550 | 9 916 |
| BULGARIA | 6 226 | 24 009 | 506 | 1 515 | 279 | 818 |
| REP S AFRICA | 5 | 107 | 11 | 65 | 6 | 36 |
| USA | 3 549 | 11 197 | 4 836 | 14 185 | 2 653 | 7 635 |
| CANADA | 34 | 97 | 101 | 282 | 57 | 153 |
| BRAZIL | 1 034 | 1 413 | 376 | 541 | 209 | 297 |
| ARGENTINA | | 2 655 | | 460 | | 245 |
| ISRAEL | 66 | 392 | 162 | 796 | 89 | 429 |
| INDIA | | 3 329 | | 253 | | 135 |
| JAPAN | 10 096 | 40 766 | 4 981 | 16 935 | 2 742 | 9 122 |
| TAIWAN | 1 049 | 3 662 | 321 | 979 | 175 | 526 |
| AUSTRALIA | 1 | 95 | 7 | 74 | 4 | 40 |
| EXPORTS | 9 758 101 | 26 220 770 | 1 419 309 | 3 854 655 | 781 032 | 2 079 077 |
| FRANCE | 386 642 | 1 182 157 | 69 086 | 214 635 | 38 057 | 115 645 |
| BELGIUM LUX | 152 412 | 457 575 | 33 968 | 103 575 | 18 700 | 55 819 |
| NETHERLANDS | 813 273 | 2 410 397 | 123 759 | 361 369 | 68 165 | 194 919 |
| ITALY | 236 310 | 590 714 | 35 539 | 90 405 | 19 581 | 48 809 |
| UNTD KINGDOM | 187 918 | 612 651 | 41 526 | 122 688 | 22 866 | 66 146 |
| IRISH REP | 9 486 | 29 800 | 1 626 | 4 661 | 895 | 2 510 |
| DENMARK | 167 639 | 509 892 | 30 952 | 92 068 | 17 038 | 49 606 |
| ICELAND | 10 775 | 17 886 | 1 217 | 2 183 | 668 | 1 182 |
| NORWAY | 157 439 | 416 650 | 26 630 | 68 617 | 14 644 | 37 059 |
| SWEDEN | 175 150 | 509 562 | 36 963 | 106 440 | 20 354 | 57 400 |
| FINLAND | 74 367 | 206 445 | 15 268 | 42 565 | 8 401 | 22 950 |
| SWITZERLAND | 166 851 | 400 475 | 37 801 | 97 019 | 20 816 | 52 383 |
| AUSTRIA | 207 194 | 592 451 | 47 322 | 134 960 | 26 041 | 72 807 |
| PORTUGAL | 16 632 | 64 622 | 4 233 | 14 778 | 2 1332 | 7 959 |
| SPAIN | 22 176 | 96 991 | 5 952 | 21 098 | 3 268 | 11 331 |
| MALTA | 10 | 1 924 | 3 | 734 | 2 | 395 |
| YUGOSLAVIA | 42 709 | 174 246 | 11 280 | 37 760 | 6 195 | 20 340 |
| GREECE | 52 558 | 166 312 | 16 135 | 36 941 | 8 862 | 19 934 |
| TURKEY | 14 096 | 33 409 | 2 063 | 4 982 | 1 134 | 2 683 |
| USSR | 3 218 747 | 7 721 367 | 343 960 | 810 016 | 189 156 | 437 222 |
| POLAND | 79 894 | 198 792 | 17 230 | 48 094 | 9 521 | 25 981 |
| CZECHOSLOVA | 531 920 | 1 491 325 | 56 390 | 162 622 | 31 184 | 87 668 |
| HUNGARY | 20 256 | 62 660 | 5 602 | 19 945 | 3 079 | 10 748 |
| RUMANIA | 57 222 | 267 936 | 19 261 | 84 909 | 10 575 | 45 667 |
| BULGARIA | 26 593 | 132 670 | 5 194 | 26 004 | 2 855 | 13 947 |
| ALBANIA | 2 239 | 3 297 | 442 | 649 | 245 | 356 |
| CANARY IS | 1 443 | 3 033 | 251 | 478 | 139 | 261 |
| MOROCCO | 7 406 | 29 136 | 1 135 | 3 890 | 622 | 2 087 |
| ALGERIA | 174 496 | 541 331 | 35 775 | 84 709 | 19 653 | 45 674 |

6 IMPORTS AND EXPORTS (SPECIAL TRADE) BY GROUPS OF THE SITC AND BY COUNTRIES OF PRODUCTION AND CONSUMPTION 1979

| GROUP COUNTRY | DT = 100 KG | | 1 000 DM | | 1 000 \$ | |
|------------------|-------------|-----------|-----------|----------|-----------|----------|
| | JULY/SEPT | JAN/SEPT | JULY/SEPT | JAN/SEPT | JULY/SEPT | JAN/SEPT |
| TUNISIA | 7 092 | 17 694 | 2 167 | 4 821 | 1 187 | 2 608 |
| LIBYA | 113 010 | 281 921 | 14 556 | 35 393 | 7 996 | 19 140 |
| EGYPT | 37 547 | 125 655 | 4 210 | 16 055 | 2 319 | 8 619 |
| SUDAN | 1 | 1 038 | 4 | 419 | 2 | 226 |
| NIGER | 98 | 265 | 48 | 156 | 26 | 82 |
| SENEGAL | 69 | 3 701 | 31 | 910 | 17 | 486 |
| REP GUINEA | | 80 | | 57 | | 31 |
| LIBERIA | 623 | 2 406 | 131 | 699 | 71 | 372 |
| IVORY COAST | 859 | 38 006 | 171 | 4 101 | 95 | 2 170 |
| GHANA | 160 | 619 | 105 | 210 | 56 | 113 |
| TOGO | 69 | 659 | 36 | 169 | 20 | 90 |
| BENIN | 97 | 392 | 56 | 216 | 30 | 117 |
| NIGERIA | 43 891 | 131 785 | 10 629 | 23 387 | 5 874 | 12 678 |
| CAMEROUN | 5 721 | 23 980 | 970 | 3 178 | 533 | 1 693 |
| GABON | 13 065 | 21 715 | 1 850 | 2 800 | 1 027 | 1 542 |
| CONGO | 8 562 | 12 610 | 1 168 | 1 705 | 640 | 926 |
| ZAIRE | 12 | 7 215 | 16 | 820 | 10 | 442 |
| BURUNDI | | 4 324 | | 614 | | 331 |
| ANGOLA | 6 282 | 7 519 | 746 | 1 449 | 416 | 791 |
| ETHIOPIA | 1 773 | 2 315 | 270 | 1 551 | 148 | 837 |
| KENYA | 174 | 5 403 | 133 | 1 231 | 72 | 663 |
| TANZANIA | 179 | 818 | 86 | 359 | 47 | 191 |
| MADAGASCAR | 208 | 235 | 142 | 173 | 78 | 94 |
| REUNION | 32 | 130 | 37 | 99 | 20 | 53 |
| MAURITIUS | 24 | 696 | 17 | 101 | 10 | 55 |
| ZAMBIA | 120 | 198 | 259 | 287 | 142 | 157 |
| REP S AFRICA | 15 467 | 47 152 | 7 797 | 29 435 | 4 299 | 15 833 |
| BOTSWANA | 47 | 47 | 54 | 54 | 30 | 30 |
| USA | 338 313 | 553 664 | 50 668 | 91 167 | 27 816 | 49 397 |
| CANADA | 26 136 | 79 478 | 5 972 | 17 598 | 3 282 | 9 481 |
| MEXICO | 30 612 | 195 398 | 15 461 | 38 038 | 8 480 | 20 527 |
| GUATEMALA | 1 332 | 2 162 | 617 | 856 | 339 | 469 |
| CUBA | 524 | 18 595 | 126 | 2 745 | 70 | 1 475 |
| DOMINIC REP | 30 | 30 | 63 | 63 | 34 | 34 |
| TRINIDAD TOB | 372 | 471 | 99 | 135 | 54 | 73 |
| NETH ANTILL | 9 142 | 16 047 | 1 152 | 2 040 | 632 | 1 105 |
| COLOMBIA | 589 | 4 436 | 162 | 903 | 90 | 486 |
| VENEZUELA | 2 564 | 14 454 | 537 | 3 259 | 296 | 1 754 |
| ECUADOR | 133 | 5 270 | 51 | 814 | 28 | 431 |
| PERU | 603 | 1 631 | 202 | 459 | 109 | 248 |
| BRAZIL | 6 336 | 14 010 | 3 195 | 8 229 | 1 764 | 4 463 |
| CHILE | 1 777 | 9 752 | 499 | 1 867 | 274 | 1 012 |
| BOLIVIA | 989 | 1 084 | 263 | 220 | 111 | 121 |
| URUGUAY | 67 | 321 | 18 | 55 | 10 | 31 |
| ARGENTINA | 2 556 | 7 271 | 1 016 | 2 748 | 557 | 1 477 |
| CYPRUS | 177 | 2 092 | 50 | 358 | 28 | 190 |
| LEBANON | 1 871 | 7 504 | 671 | 1 244 | 369 | 675 |
| SYRIA | 1 824 | 16 327 | 493 | 2 738 | 272 | 1 474 |
| IRAQ | 36 519 | 98 925 | 9 875 | 21 772 | 5 459 | 11 803 |
| IRAN | 11 420 | 70 019 | 2 283 | 19 431 | 1 264 | 10 500 |
| ISRAEL | 4 380 | 17 389 | 1 393 | 5 272 | 768 | 2 836 |
| JORDAN | 98 073 | 219 089 | 6 988 | 17 010 | 3 875 | 9 142 |
| SAUDI ARABIA | 126 654 | 476 809 | 27 913 | 85 982 | 15 368 | 46 341 |
| KUWAIT | 9 801 | 27 317 | 2 229 | 5 855 | 1 221 | 3 146 |
| BAHRAIN | 783 | 5 817 | 202 | 884 | 113 | 478 |
| QATAR | 4 409 | 48 535 | 777 | 4 473 | 428 | 2 416 |
| ARAB EMIRAT | 105 676 | 289 033 | 12 334 | 34 243 | 6 779 | 18 508 |
| OMAN | 186 181 | 268 413 | 20 959 | 29 303 | 11 555 | 15 998 |
| NORTH YEMEN | 23 | 407 | 16 | 99 | 8 | 53 |
| SOUTH YEMEN | 187 | 204 | 160 | 172 | 87 | 93 |
| AFGHANISTAN | 4 681 | 5 952 | 1 169 | 1 845 | 644 | 1 008 |
| PAKISTAN | 236 | 3 500 | 192 | 1 309 | 105 | 706 |
| INDIA | 24 919 | 130 366 | 7 568 | 32 091 | 4 168 | 17 212 |
| BANGLADESH | 364 | 3 745 | 47 | 632 | 25 | 341 |
| SRI LANKA | | 40 663 | | 4 549 | | 2 385 |
| BURMA | 23 | 330 | 21 | 252 | 11 | 135 |
| THAILAND | 1 123 | 2 969 | 229 | 617 | 125 | 332 |
| VIETNAM | 1 115 | 4 680 | 123 | 987 | 67 | 535 |
| INDONESIA | 9 401 | 23 211 | 1 635 | 4 599 | 899 | 2 458 |
| MALAYSIA | 355 | 1 041 | 112 | 310 | 61 | 165 |
| BRUNEI | 60 | 18 029 | 12 | 3 149 | 7 | 1 673 |
| SINGAPORE | 7 317 | 15 532 | 2 008 | 4 512 | 1 105 | 2 437 |
| PHILIPPINES | 3 836 | 7 439 | 649 | 1 654 | 357 | 896 |
| P REP CHINA | 1 413 886 | 3 770 478 | 161 229 | 429 981 | 88 621 | 231 828 |
| SOUTH KOREA | 3 405 | 27 152 | 3 433 | 29 402 | 1 885 | 15 767 |
| JAPAN | 130 | 353 | 152 | 503 | 85 | 268 |
| TAIWAN | 2 948 | 12 044 | 663 | 4 167 | 366 | 2 246 |
| HONG KONG | 968 | 3 507 | 292 | 816 | 161 | 438 |
| AUSTRALIA | 3 814 | 11 658 | 902 | 3 177 | 496 | 1 706 |
| NEW ZEALAND | 12 | 361 | 28 | 166 | 16 | 91 |

6 IMPORTS AND EXPORTS (SPECIAL TRADE) BY GROUPS OF THE SITC AND BY COUNTRIES OF PRODUCTION AND CONSUMPTION 1979

| GROUP COUNTRY | DT = 100 KG | | 1 000 DM | | 1 000 \$ | |
|-------------------------------|-------------|----------|-----------|----------|-----------|----------|
| | JULY/SEPT | JAN/SEPT | JULY/SEPT | JAN/SEPT | JULY/SEPT | JAN/SEPT |
| 679 IRN, STL CASTINGS UNWORKE | | | | | | |
| IMPORTS | 110 116 | 311 201 | 16 425 | 47 648 | 9 044 | 25 696 |
| FRANCE | 18 753 | 51 545 | 2 861 | 8 095 | 1 575 | 4 368 |
| BELGIUM LUX | 6 338 | 18 444 | 1 153 | 3 352 | 634 | 1 802 |
| NETHERLANDS | 9 343 | 42 706 | 2 065 | 9 227 | 1 136 | 4 962 |
| ITALY | 4 284 | 14 562 | 1 009 | 2 755 | 558 | 1 485 |
| UNTD KINGDOM | 5 451 | 17 486 | 856 | 2 586 | 471 | 1 390 |
| DENMARK | 3 289 | 8 868 | 691 | 1 964 | 380 | 1 059 |
| SWITZERLAND | 8 686 | 22 234 | 1 237 | 3 644 | 680 | 1 964 |
| AUSTRIA | 3 067 | 10 514 | 1 129 | 3 199 | 627 | 1 737 |
| SPAIN | 3 722 | 5 760 | 881 | 1 417 | 484 | 770 |
| YUGOSLAVIA | 1 073 | 2 334 | 251 | 601 | 139 | 327 |
| USSR | 1 502 | 1 550 | 72 | 84 | 39 | 44 |
| POLAND | 18 294 | 50 726 | 1 446 | 4 123 | 795 | 2 219 |
| CZECHOSLOVA | 560 | 2 075 | 109 | 402 | 59 | 216 |
| HUNGARY | 9 852 | 26 756 | 998 | 2 633 | 551 | 1 423 |
| RUMANIA | 10 414 | 25 062 | 941 | 2 267 | 517 | 1 224 |
| USA | 101 | 173 | 115 | 161 | 62 | 86 |
| CANADA | 996 | 998 | 248 | 249 | 136 | 136 |
| BRAZIL | 1 | 255 | 1 | 78 | 1 | 44 |
| INDIA | 3 425 | 7 836 | 269 | 654 | 150 | 355 |
| P REP CHINA | 885 | 885 | 59 | 59 | 32 | 32 |
| EXPORTS | 271 694 | 842 281 | 66 111 | 205 720 | 36 411 | 110 881 |
| FRANCE | 26 578 | 86 698 | 7 014 | 21 888 | 3 865 | 11 802 |
| BELGIUM LUX | 46 790 | 150 526 | 10 229 | 31 996 | 5 642 | 17 242 |
| NETHERLANDS | 31 237 | 94 596 | 9 402 | 27 986 | 5 180 | 15 094 |
| ITALY | 8 482 | 26 062 | 1 923 | 6 060 | 1 062 | 3 272 |
| UNTD KINGDOM | 15 032 | 48 139 | 4 735 | 12 971 | 2 611 | 6 998 |
| IRISH REP | 195 | 1 605 | 31 | 326 | 17 | 172 |
| DENMARK | 9 256 | 30 488 | 2 132 | 6 888 | 1 173 | 3 713 |
| NORWAY | 3 313 | 14 822 | 348 | 1 706 | 193 | 916 |
| SWEDEN | 15 521 | 51 828 | 3 695 | 11 906 | 2 039 | 6 415 |
| FINLAND | 1 140 | 4 243 | 352 | 1 259 | 194 | 679 |
| SWITZERLAND | 15 426 | 47 495 | 4 309 | 13 203 | 2 370 | 7 115 |
| AUSTRIA | 28 771 | 73 952 | 6 864 | 17 375 | 3 778 | 9 378 |
| PORTUGAL | 226 | 346 | 55 | 103 | 30 | 55 |
| SPAIN | 129 | 363 | 50 | 209 | 25 | 109 |
| YUGOSLAVIA | 4 065 | 5 907 | 1 275 | 2 464 | 699 | 1 336 |
| GREECE | 31 | 64 | 47 | 55 | 26 | 30 |
| USSR | 8 215 | 16 200 | 1 135 | 2 647 | 626 | 1 428 |
| POLAND | 45 | 226 | 15 | 84 | 8 | 45 |
| CZECHOSLOVA | 138 | 169 | 198 | 218 | 108 | 117 |
| HUNGARY | 1 221 | 1 548 | 970 | 1 240 | 534 | 677 |
| RUMANIA | 23 | 435 | 55 | 484 | 31 | 261 |
| ALGERIA | 3 710 | 15 494 | 996 | 4 487 | 543 | 2 403 |
| LIBYA | 181 | 263 | 41 | 61 | 23 | 33 |
| EGYPT | 565 | 1 639 | 177 | 670 | 97 | 363 |
| LIBERIA | 15 567 | 25 315 | 1 040 | 1 946 | 574 | 1 057 |
| GHANA | | 95 | | 63 | | 34 |
| NIGERIA | 380 | 5 043 | 59 | 1 066 | 32 | 573 |
| ETHIOPIA | | 1 000 | | 101 | | 53 |
| REP S AFRICA | | 982 | | 585 | | 314 |
| USA | 15 263 | 70 072 | 4 659 | 20 153 | 2 568 | 10 833 |
| CANADA | 710 | 4 413 | 204 | 1 920 | 112 | 1 031 |
| MEXICO | 1 688 | 2 843 | 480 | 1 039 | 263 | 560 |
| VENEZUELA | 5 | 103 | 2 | 113 | 1 | 58 |
| SURINAM | | 481 | | 61 | | 32 |
| BRAZIL | 157 | 322 | 150 | 299 | 82 | 161 |
| ARGENTINA | 185 | 987 | 96 | 297 | 53 | 159 |
| SYRIA | | 186 | | 79 | | 41 |
| IRAQ | 597 | 7 483 | 171 | 1 582 | 94 | 852 |
| IRAN | 1 335 | 2 463 | 187 | 410 | 103 | 222 |
| ISRAEL | 6 719 | 13 265 | 759 | 1 699 | 416 | 922 |
| JORDAN | 1 296 | 1 297 | 167 | 169 | 91 | 92 |
| SAUDI ARABIA | 4 850 | 18 483 | 1 189 | 5 436 | 653 | 2 931 |
| KUWAIT | 139 | 182 | 48 | 59 | 26 | 32 |
| ARAB EMIRAT | 222 | 467 | 42 | 83 | 23 | 45 |
| NORTH YEMEN | 32 | 8 943 | 26 | 847 | 15 | 449 |
| AFGHANISTAN | 47 | 153 | 41 | 106 | 23 | 57 |
| PAKISTAN | 400 | 467 | 39 | 80 | 22 | 44 |
| INDIA | 349 | 1 312 | 243 | 442 | 134 | 242 |
| SINGAPORE | | 423 | | 99 | | 52 |
| P REP CHINA | 1 116 | 1 116 | 324 | 324 | 178 | 178 |
| JAPAN | 118 | 221 | 60 | 125 | 33 | 68 |
| 681 SILVER, PLATINUM, ETC | | | | | | |
| IMPORTS | 3 205 | 10 718 | 265 871 | 715 177 | 146 376 | 385 797 |
| FRANCE | 57 | 283 | 3 805 | 10 719 | 2 089 | 5 769 |
| BELGIUM LUX | 177 | 769 | 11 371 | 41 770 | 6 273 | 22 511 |
| NETHERLANDS | 101 | 395 | 6 767 | 22 280 | 3 742 | 12 035 |
| ITALY | 4 | 21 | 11 408 | 17 463 | 6 271 | 9 494 |
| UNTD KINGDOM | 524 | 1 211 | 63 486 | 152 698 | 34 949 | 82 515 |
| DENMARK | 5 | 10 | 212 | 303 | 117 | 166 |
| NORWAY | | | | 367 | | 196 |
| SWEDEN | 464 | 939 | 24 578 | 44 836 | 13 548 | 24 337 |
| FINLAND | 31 | 74 | 1 656 | 3 952 | 905 | 2 138 |

6 IMPORTS AND EXPORTS (SPECIAL TRADE) BY GROUPS OF THE SITC AND BY COUNTRIES OF PRODUCTION AND CONSUMPTION 1979

| GROUP COUNTRY | DT = 100 KG | | 1 000 DM | | 1 000 \$ | |
|------------------|-------------|----------|-----------|----------|-----------|----------|
| | JULY/SEPT | JAN/SEPT | JULY/SEPT | JAN/SEPT | JULY/SEPT | JAN/SEPT |
| SWITZERLAND | 516 | 2 697 | 31 297 | 136 740 | 17 301 | 73 387 |
| AUSTRIA | 162 | 371 | 8 332 | 17 446 | 4 594 | 9 471 |
| PORTUGAL | 118 | 118 | 6 006 | 6 006 | 3 293 | 3 293 |
| SPAIN | 85 | 233 | 5 386 | 5 828 | 2 994 | 3 230 |
| YUGOSLAVIA | 38 | 374 | 1 839 | 14 662 | 1 008 | 7 845 |
| USSR | 20 | 47 | 22 524 | 53 958 | 12 368 | 29 090 |
| POLAND | 160 | 967 | 8 567 | 44 949 | 4 700 | 24 037 |
| HUNGARY | 42 | 43 | 2 233 | 2 261 | 1 221 | 1 235 |
| BULGARIA | 7 | 32 | 413 | 1 340 | 226 | 717 |
| REP S AFRICA | 14 | 37 | 1 664 | 5 660 | 916 | 3 057 |
| USA | 193 | 891 | 24 597 | 66 497 | 13 569 | 35 916 |
| CANADA | 1 | 144 | 461 | 6 561 | 253 | 3 509 |
| BERMUDA | | | | 608 | | 321 |
| CHILE | 450 | 450 | 25 880 | 25 880 | 14 175 | 14 175 |
| ISRAEL | 10 | 10 | 377 | 621 | 207 | 338 |
| INDIA | | 156 | | 6 135 | | 3 302 |
| BURMA | | 101 | | 4 262 | | 2 282 |
| NORTH KOREA | 20 | 338 | 1 296 | 16 141 | 717 | 8 638 |
| JAPAN | 2 | 3 | 1 462 | 4 801 | 799 | 2 554 |
| TAIWAN | | | | 120 | | 65 |
| HONG KONG | 4 | 4 | 191 | 191 | 107 | 107 |
| AUSTRALIA | | | 50 | 96 | 27 | 52 |
| EXPORTS | 2 351 | 7 669 | 131 042 | 344 299 | 72 221 | 185 882 |
| FRANCE | 132 | 421 | 8 321 | 25 942 | 4 583 | 13 972 |
| BELGIUM LUX | 69 | 201 | 1 847 | 7 373 | 1 015 | 3 941 |
| NETHERLANDS | 150 | 581 | 14 060 | 37 379 | 7 745 | 20 157 |
| ITALY | 283 | 978 | 13 860 | 40 742 | 7 660 | 22 011 |
| UNTD KINGDOM | 36 | 167 | 3 881 | 13 913 | 2 137 | 7 460 |
| DENMARK | 68 | 198 | 3 131 | 7 578 | 1 724 | 4 095 |
| ICELAND | | 3 | 7 | 192 | 4 | 103 |
| NORWAY | 91 | 293 | 4 701 | 12 671 | 2 586 | 6 839 |
| SWEDEN | 205 | 746 | 6 882 | 20 758 | 3 779 | 11 193 |
| FINLAND | 92 | 265 | 686 | 1 805 | 379 | 977 |
| SWITZERLAND | 210 | 628 | 23 738 | 44 806 | 13 111 | 24 324 |
| AUSTRIA | 228 | 562 | 5 952 | 12 915 | 3 274 | 6 991 |
| PORTUGAL | 73 | 303 | 3 223 | 12 140 | 1 779 | 6 537 |
| SPAIN | 67 | 156 | 1 858 | 4 064 | 1 028 | 2 210 |
| MALTA | 3 | 9 | 232 | 535 | 128 | 290 |
| YUGOSLAVIA | 36 | 285 | 1 862 | 4 558 | 1 027 | 2 467 |
| GREECE | 37 | 140 | 2 206 | 6 346 | 1 214 | 3 421 |
| TURKEY | 8 | 13 | 134 | 271 | 74 | 146 |
| USSR | | 1 | 7 | 957 | 4 | 505 |
| POLAND | 12 | 30 | 988 | 1 795 | 540 | 967 |
| CZECHOSLOVA | 1 | 5 | 1 444 | 1 578 | 790 | 862 |
| HUNGARY | 90 | 246 | 464 | 9 924 | 255 | 5 336 |
| RUMANIA | | 14 | 64 | 487 | 36 | 262 |
| BULGARIA | 64 | 74 | 760 | 853 | 415 | 464 |
| MOROCCO | | 1 | 37 | 124 | 21 | 66 |
| LIBYA | 9 | 25 | 632 | 1 642 | 348 | 885 |
| EGYPT | 3 | 47 | 61 | 395 | 34 | 209 |
| CENT AFR EMP | 1 | 2 | 70 | 273 | 38 | 146 |
| KENYA | 1 | 2 | 55 | 101 | 30 | 55 |
| REP S AFRICA | 25 | 78 | 414 | 1 152 | 226 | 620 |
| USA | 10 | 102 | 4 720 | 9 237 | 2 594 | 5 014 |
| CANADA | 2 | 4 | 65 | 182 | 37 | 99 |
| MEXICO | | 1 | 66 | 365 | 37 | 197 |
| COSTA RICA | | 3 | 4 | 55 | 2 | 30 |
| VENEZUELA | 2 | 7 | 130 | 205 | 71 | 111 |
| BRAZIL | 80 | 238 | 542 | 3 062 | 298 | 1 646 |
| CHILE | 7 | 14 | 85 | 193 | 47 | 103 |
| ARGENTINA | 3 | 11 | 474 | 943 | 263 | 514 |
| CYPRUS | 5 | 8 | 404 | 530 | 226 | 294 |
| LEBANON | | | 334 | 712 | 186 | 386 |
| SYRIA | | | 79 | 119 | 43 | 64 |
| IRAQ | 15 | 15 | 194 | 198 | 106 | 108 |
| IRAN | 15 | 71 | 706 | 2 456 | 389 | 1 313 |
| ISRAEL | 48 | 181 | 2 675 | 8 097 | 1 468 | 4 360 |
| SAUDI ARABIA | 20 | 49 | 94 | 244 | 53 | 133 |
| KUWAIT | 5 | 11 | 114 | 148 | 63 | 82 |
| ARAB EMIRAT | 3 | 32 | 14 | 118 | 8 | 62 |
| PAKISTAN | 11 | 17 | 112 | 131 | 63 | 72 |
| INDIA | 25 | 41 | 173 | 496 | 95 | 270 |
| THAILAND | | 24 | 6 | 112 | 4 | 62 |
| INDONESIA | | 17 | | 628 | | 335 |
| MALAYSIA | 2 | 5 | 45 | 205 | 25 | 109 |
| SINGAPORE | 17 | 47 | 515 | 1 398 | 283 | 750 |
| PHILIPPINES | 6 | 20 | 33 | 118 | 18 | 63 |
| P REP CHINA | | | 2 251 | 3 746 | 1 247 | 2 036 |
| NORTH KOREA | | | | 91 | | 49 |
| SOUTH KOREA | 8 | 17 | 469 | 1 008 | 258 | 545 |
| JAPAN | 5 | 37 | 7 780 | 18 635 | 4 290 | 10 074 |
| TAIWAN | 55 | 133 | 4 688 | 10 223 | 2 581 | 5 519 |
| HONG KONG | 4 | 63 | 2 458 | 6 189 | 1 358 | 3 342 |
| AUSTRALIA | 1 | 1 | 81 | 684 | 45 | 367 |
| NEW ZEALAND | 2 | 3 | 59 | 163 | 31 | 87 |

6 IMPORTS AND EXPORTS (SPECIAL TRADE) BY GROUPS OF THE SITC AND BY COUNTRIES OF PRODUCTION AND CONSUMPTION 1979

| GROUP COUNTRY | DT = 100 KG | | 1 000 DM | | 1 000 \$ | |
|------------------------------|-------------|-----------|-----------|-----------|-----------|-----------|
| | JULY/SEPT | JAN/SEPT | JULY/SEPT | JAN/SEPT | JULY/SEPT | JAN/SEPT |
| 682 COPPER EXC CEMENT COPPER | | | | | | |
| IMPORTS | 1 764 302 | 5 514 663 | 670 999 | 2 040 024 | 369 423 | 1 099 192 |
| FRANCE | 107 787 | 338 585 | 49 115 | 148 932 | 27 007 | 80 214 |
| BELGIUM LUX | 343 612 | 1 114 612 | 134 397 | 423 354 | 74 010 | 228 254 |
| NETHERLANDS | 41 096 | 102 471 | 17 611 | 43 817 | 9 670 | 23 648 |
| ITALY | 39 410 | 140 904 | 20 946 | 70 786 | 11 534 | 38 135 |
| UNITED KINGDOM | 54 730 | 188 069 | 24 447 | 76 399 | 13 441 | 41 104 |
| IRISH REP | 805 | 1 217 | 210 | 386 | 115 | 210 |
| DENMARK | 985 | 4 322 | 702 | 2 416 | 389 | 1 302 |
| NORWAY | 21 770 | 88 562 | 8 829 | 30 950 | 4 863 | 16 653 |
| SWEDEN | 25 046 | 94 351 | 11 422 | 39 839 | 6 298 | 21 440 |
| FINLAND | 10 796 | 25 173 | 4 614 | 10 420 | 2 556 | 5 645 |
| SWITZERLAND | 16 343 | 60 673 | 8 478 | 29 694 | 4 661 | 15 962 |
| AUSTRIA | 28 906 | 84 424 | 12 132 | 34 622 | 6 680 | 18 660 |
| PORTUGAL | 88 | 183 | 111 | 223 | 60 | 121 |
| SPAIN | 12 017 | 47 681 | 5 336 | 18 562 | 2 930 | 9 979 |
| YUGOSLAVIA | 17 113 | 47 407 | 6 306 | 16 893 | 3 463 | 9 083 |
| GREECE | 2 896 | 9 359 | 1 399 | 4 402 | 771 | 2 368 |
| USSR | 1 641 | 16 041 | 855 | 5 397 | 468 | 2 904 |
| POLAND | 161 216 | 553 816 | 54 047 | 182 388 | 29 783 | 98 111 |
| CZECHOSLOVAKIA | 17 390 | 73 428 | 6 190 | 25 909 | 3 411 | 13 905 |
| HUNGARY | 13 036 | 44 660 | 4 044 | 12 152 | 2 234 | 6 554 |
| ROMANIA | 23 097 | 37 352 | 6 858 | 11 296 | 3 767 | 6 136 |
| BULGARIA | 1 930 | 6 142 | 711 | 1 778 | 389 | 963 |
| NIGERIA | | 8 | | 59 | | 32 |
| CONGO | 249 | 249 | 84 | 84 | 46 | 46 |
| ZAIRE | 7 604 | 67 550 | 2 395 | 19 236 | 1 311 | 10 321 |
| ANGOLA | | 1 503 | | 575 | | 301 |
| UGANDA | 9 901 | 9 901 | 3 616 | 3 616 | 1 983 | 1 983 |
| ZAMBIA | 150 565 | 346 536 | 54 176 | 118 009 | 29 851 | 63 820 |
| REP S AFRICA | 152 764 | 425 542 | 54 519 | 151 379 | 30 025 | 81 604 |
| USA | 29 215 | 131 008 | 16 454 | 64 591 | 9 051 | 34 747 |
| CANADA | 34 541 | 50 763 | 11 882 | 17 883 | 6 547 | 9 744 |
| PERU | 3 478 | 13 215 | 1 187 | 4 299 | 653 | 2 312 |
| CHILE | 394 624 | 1 273 387 | 133 231 | 429 522 | 73 378 | 231 266 |
| ISRAEL | 533 | 625 | 147 | 236 | 82 | 129 |
| JORDAN | 8 650 | 8 650 | 3 441 | 3 441 | 1 887 | 1 887 |
| SOUTH KOREA | 1 047 | 1 047 | 242 | 244 | 132 | 133 |
| JAPAN | 8 281 | 34 298 | 3 323 | 12 990 | 1 828 | 6 986 |
| AUSTRALIA | 21 058 | 70 755 | 7 506 | 23 151 | 4 130 | 12 481 |
| EXPORTS | 1 097 393 | 3 565 877 | 570 612 | 1 752 471 | 314 105 | 944 227 |
| FRANCE | 108 999 | 370 675 | 57 281 | 188 709 | 31 567 | 101 615 |
| BELGIUM LUX | 117 049 | 364 106 | 52 622 | 162 933 | 29 002 | 87 734 |
| NETHERLANDS | 112 180 | 334 459 | 52 798 | 156 000 | 29 053 | 84 111 |
| ITALY | 109 886 | 331 147 | 58 749 | 167 685 | 32 360 | 90 447 |
| UNITED KINGDOM | 131 505 | 418 742 | 66 604 | 202 135 | 36 673 | 108 867 |
| IRISH REP | 1 805 | 7 209 | 1 093 | 3 713 | 598 | 1 991 |
| DENMARK | 22 937 | 68 964 | 14 272 | 38 788 | 7 857 | 20 925 |
| ICELAND | 143 | 232 | 207 | 344 | 114 | 188 |
| NORWAY | 17 204 | 63 283 | 8 304 | 29 593 | 4 555 | 15 909 |
| SWEDEN | 39 586 | 108 924 | 20 134 | 56 978 | 11 058 | 30 722 |
| FINLAND | 7 662 | 38 258 | 4 645 | 19 663 | 2 563 | 10 574 |
| SWITZERLAND | 87 045 | 308 038 | 43 731 | 146 159 | 24 070 | 78 673 |
| AUSTRIA | 74 726 | 242 643 | 35 523 | 111 259 | 19 559 | 59 934 |
| PORTUGAL | 3 856 | 10 954 | 3 223 | 8 153 | 1 771 | 4 393 |
| SPAIN | 14 050 | 40 737 | 9 214 | 26 210 | 5 070 | 14 124 |
| MALTA | 1 077 | 1 929 | 447 | 854 | 248 | 465 |
| YUGOSLAVIA | 7 071 | 14 588 | 5 533 | 14 050 | 3 048 | 7 592 |
| GREECE | 1 722 | 3 758 | 1 564 | 3 453 | 858 | 1 863 |
| TURKEY | 1 939 | 5 751 | 982 | 2 824 | 541 | 1 533 |
| USSR | 13 278 | 41 737 | 12 746 | 28 031 | 7 001 | 15 164 |
| POLAND | 3 090 | 10 279 | 3 660 | 10 726 | 2 009 | 5 775 |
| CZECHOSLOVAKIA | 28 125 | 88 545 | 11 530 | 32 741 | 6 345 | 17 601 |
| HUNGARY | 8 865 | 17 840 | 5 308 | 11 037 | 2 915 | 5 972 |
| ROMANIA | 4 345 | 22 824 | 2 715 | 13 624 | 1 494 | 7 310 |
| BULGARIA | 4 167 | 8 967 | 2 751 | 6 107 | 1 513 | 3 307 |
| ALBANIA | 530 | 1 193 | 306 | 845 | 168 | 456 |
| CANARY IS | 113 | 507 | 74 | 287 | 39 | 152 |
| MOROCCO | 1 222 | 4 167 | 682 | 2 364 | 372 | 1 266 |
| ALGERIA | 3 484 | 12 623 | 1 453 | 5 145 | 798 | 2 763 |
| TUNISIA | 1 195 | 1 447 | 914 | 1 171 | 503 | 641 |
| LIBYA | 983 | 1 067 | 997 | 1 104 | 545 | 605 |
| EGYPT | 5 164 | 13 723 | 2 482 | 6 598 | 1 368 | 3 562 |
| SUDAN | 117 | 260 | 105 | 220 | 58 | 119 |
| MALI | 160 | 281 | 71 | 121 | 40 | 66 |
| GHANA | | 561 | | 341 | | 184 |
| NIGERIA | 2 714 | 12 390 | 1 204 | 5 707 | 664 | 3 062 |
| ANGOLA | 25 | 272 | 25 | 438 | 13 | 231 |
| KENYA | 271 | 336 | 144 | 232 | 78 | 126 |
| TANZANIA | 28 | 79 | 29 | 66 | 17 | 36 |
| MOZAMBIQUE | | 262 | | 171 | | 91 |
| REP S AFRICA | 2 400 | 7 643 | 2 901 | 7 416 | 1 592 | 3 994 |
| USA | 76 777 | 301 394 | 37 866 | 141 177 | 20 828 | 75 989 |
| CANADA | 7 315 | 39 744 | 3 634 | 14 843 | 2 003 | 7 967 |
| MEXICO | 605 | 3 705 | 749 | 3 602 | 413 | 1 937 |
| EL SALVADOR | 109 | 139 | 65 | 82 | 36 | 44 |
| COSTA RICA | 36 | 56 | 46 | 90 | 26 | 50 |
| CUBA | | 7 866 | | 3 093 | | 1 660 |

6 IMPORTS AND EXPORTS (SPECIAL TRADE) BY GROUPS OF THE SITC AND BY COUNTRIES OF PRODUCTION AND CONSUMPTION 1979

| GROUP COUNTRY | DT = 100 KG | | 1 000 DM | | 1 000 \$ | |
|------------------|-------------|----------|-----------|----------|-----------|----------|
| | JULY/SEPT | JAN/SEPT | JULY/SEPT | JAN/SEPT | JULY/SEPT | JAN/SEPT |
| REP HAITI | 60 | 133 | 33 | 78 | 18 | 42 |
| COLOMBIA | 91 | 424 | 91 | 383 | 52 | 209 |
| VENEZUELA | 3 952 | 6 423 | 2 245 | 3 752 | 1 232 | 2 040 |
| ECUADOR | 42 | 68 | 34 | 68 | 19 | 37 |
| PERU | 843 | 2 100 | 449 | 1 169 | 247 | 629 |
| BRAZIL | 4 305 | 9 963 | 2 540 | 5 929 | 1 392 | 3 202 |
| CHILE | 61 | 101 | 68 | 125 | 39 | 69 |
| BOLIVIA | 24 | 201 | 33 | 135 | 17 | 72 |
| URUGUAY | 18 | 83 | 32 | 133 | 17 | 70 |
| ARGENTINA | 1 585 | 3 352 | 1 509 | 3 659 | 829 | 1 975 |
| CYPRUS | 57 | 128 | 48 | 104 | 27 | 56 |
| LEBANON | 288 | 450 | 163 | 239 | 89 | 129 |
| SYRIA | 4 217 | 5 211 | 1 840 | 2 371 | 1 007 | 1 291 |
| IRAQ | 3 131 | 3 257 | 1 583 | 1 672 | 878 | 925 |
| IRAN | 9 972 | 20 163 | 5 171 | 10 459 | 2 874 | 5 710 |
| ISRAEL | 7 586 | 25 907 | 3 673 | 11 497 | 2 021 | 6 175 |
| JORDAN | 113 | 802 | 130 | 557 | 71 | 297 |
| SAUDI ARABIA | 3 579 | 7 322 | 1 768 | 5 111 | 978 | 2 763 |
| KUWAIT | 246 | 589 | 309 | 633 | 170 | 341 |
| BAHRAIN | 183 | 213 | 198 | 236 | 110 | 129 |
| QATAR | 22 | 154 | 25 | 155 | 14 | 84 |
| ARAB EMIRAT | 195 | 1 239 | 181 | 910 | 99 | 488 |
| OMAN | 21 | 86 | 28 | 83 | 16 | 46 |
| NORTH YEMEN | 14 | 48 | 21 | 67 | 12 | 36 |
| AFGHANISTAN | 51 | 1 048 | 67 | 556 | 36 | 296 |
| PAKISTAN | 5 320 | 13 389 | 2 364 | 5 562 | 1 298 | 2 983 |
| INDIA | 1 319 | 31 328 | 1 209 | 11 908 | 667 | 6 381 |
| BANGLADESH | 110 | 140 | 92 | 106 | 51 | 59 |
| SRI LANKA | 167 | 287 | 107 | 175 | 59 | 97 |
| NEPAL | 99 | 297 | 54 | 144 | 30 | 78 |
| BURMA | 1 401 | 2 652 | 701 | 1 100 | 384 | 598 |
| THAILAND | 689 | 1 074 | 353 | 671 | 195 | 366 |
| INDONESIA | 448 | 1 785 | 277 | 1 361 | 153 | 728 |
| MALAYSIA | 658 | 973 | 390 | 597 | 215 | 326 |
| SINGAPORE | 2 044 | 7 623 | 1 660 | 5 089 | 911 | 2 729 |
| PHILIPPINES | 43 | 155 | 44 | 140 | 25 | 77 |
| P REP CHINA | 7 267 | 54 055 | 2 543 | 16 539 | 1 391 | 8 963 |
| SOUTH KOREA | 139 | 745 | 601 | 1 309 | 331 | 708 |
| JAPAN | 1 539 | 3 592 | 1 563 | 4 070 | 858 | 2 182 |
| TAIWAN | 2 075 | 7 266 | 1 465 | 4 719 | 806 | 2 542 |
| HONG KONG | 3 367 | 8 600 | 2 989 | 6 896 | 1 642 | 3 727 |
| AUSTRALIA | 4 131 | 7 200 | 2 231 | 4 214 | 1 230 | 2 292 |
| NEW ZEALAND | 95 | 322 | 114 | 365 | 63 | 196 |

683 NICKEL

| | | | | | | |
|--------------|---------|---------|---------|---------|--------|---------|
| IMPORTS | 118 323 | 397 076 | 141 451 | 393 628 | 77 795 | 212 289 |
| FRANCE | 7 611 | 32 852 | 11 102 | 41 838 | 6 082 | 22 470 |
| BELGIUM LUX | 490 | 3 470 | 386 | 2 227 | 212 | 1 198 |
| NETHERLANDS | 441 | 585 | 523 | 907 | 291 | 498 |
| ITALY | 162 | 439 | 271 | 737 | 151 | 401 |
| UNTD KINGDOM | 16 665 | 58 267 | 22 305 | 63 941 | 12 282 | 34 500 |
| IRISH REP | 69 | 296 | 331 | 1 147 | 185 | 621 |
| NORWAY | 13 766 | 54 200 | 15 577 | 47 163 | 8 583 | 25 501 |
| SWEDEN | 236 | 411 | 597 | 995 | 327 | 541 |
| FINLAND | 2 074 | 5 837 | 2 124 | 5 099 | 1 170 | 2 751 |
| SWITZERLAND | 91 | 367 | 550 | 1 561 | 304 | 840 |
| AUSTRIA | 117 | 159 | 174 | 245 | 95 | 134 |
| USSR | 16 649 | 44 255 | 17 942 | 38 208 | 9 868 | 20 719 |
| HUNGARY | 591 | 993 | 606 | 985 | 332 | 530 |
| BULGARIA | 394 | 1 424 | 509 | 1 362 | 279 | 737 |
| REP S AFRICA | 17 640 | 48 492 | 19 233 | 45 301 | 10 585 | 24 468 |
| USA | 22 072 | 58 684 | 28 117 | 66 537 | 15 439 | 35 889 |
| CANADA | 9 385 | 35 050 | 10 172 | 33 513 | 5 589 | 18 017 |
| PHILIPPINES | 1 405 | 5 889 | 1 469 | 5 144 | 810 | 2 761 |
| JAPAN | 7 | 213 | 43 | 227 | 24 | 122 |
| AUSTRALIA | 8 458 | 45 185 | 9 420 | 36 453 | 5 187 | 19 573 |
| EXPORTS | 46 254 | 170 689 | 73 272 | 233 871 | 40 355 | 125 923 |
| FRANCE | 10 314 | 35 382 | 14 696 | 46 054 | 8 120 | 24 835 |
| BELGIUM LUX | 1 056 | 7 290 | 2 115 | 9 616 | 1 168 | 5 169 |
| NETHERLANDS | 7 716 | 39 227 | 9 394 | 41 163 | 5 159 | 22 101 |
| ITALY | 1 193 | 4 773 | 2 657 | 9 069 | 1 464 | 4 873 |
| UNTD KINGDOM | 4 405 | 13 984 | 8 107 | 24 191 | 4 472 | 13 014 |
| IRISH REP | 301 | 950 | 648 | 1 644 | 359 | 890 |
| DENMARK | 180 | 444 | 411 | 1 023 | 227 | 549 |
| NORWAY | 25 | 77 | 96 | 242 | 53 | 129 |
| SWEDEN | 398 | 2 338 | 635 | 3 025 | 349 | 1 616 |
| FINLAND | 186 | 1 337 | 345 | 1 422 | 191 | 769 |
| SWITZERLAND | 1 596 | 5 597 | 3 280 | 8 741 | 1 809 | 4 715 |
| AUSTRIA | 796 | 4 883 | 1 998 | 7 227 | 1 099 | 3 886 |
| PORTUGAL | 118 | 313 | 153 | 539 | 84 | 291 |
| SPAIN | 566 | 1 535 | 1 047 | 2 482 | 577 | 1 341 |
| MALTA | 17 | 52 | 92 | 306 | 50 | 164 |
| YUGOSLAVIA | 379 | 768 | 856 | 1 802 | 470 | 976 |
| GREECE | 53 | 159 | 99 | 256 | 53 | 136 |
| TURKEY | 115 | 438 | 217 | 742 | 118 | 401 |
| POLAND | 66 | 575 | 134 | 1 103 | 75 | 598 |
| CZECHOSLOVA | 46 | 277 | 112 | 618 | 62 | 330 |
| HUNGARY | 32 | 43 | 151 | 214 | 87 | 120 |

6 IMPORTS AND EXPORTS (SPECIAL TRADE) BY GROUPS OF THE SITC AND BY COUNTRIES OF PRODUCTION AND CONSUMPTION 1979

| GROUP COUNTRY | DT = 100 KG | | 1 000 DM | | 1 000 \$ | |
|------------------|-------------|-----------|-----------|-----------|-----------|----------|
| | JULY/SEPT | JAN/SEPT | JULY/SEPT | JAN/SEPT | JULY/SEPT | JAN/SEPT |
| RUMANIA | 856 | 3 882 | 1 356 | 7 206 | 742 | 3 853 |
| BULGARIA | 44 | 255 | 108 | 443 | 60 | 238 |
| ALGERIA | 37 | 89 | 68 | 156 | 38 | 85 |
| EGYPT | 20 | 85 | 17 | 138 | 10 | 75 |
| REP S AFRICA | 309 | 799 | 458 | 1 091 | 253 | 588 |
| USA | 9 682 | 24 474 | 13 726 | 32 995 | 7 554 | 17 823 |
| CANADA | 494 | 2 250 | 1 136 | 6 207 | 623 | 3 333 |
| MEXICO | 425 | 1 062 | 703 | 1 642 | 386 | 885 |
| CUBA | 8 | 16 | 112 | 267 | 61 | 143 |
| COLOMBIA | | 47 | | 86 | | 46 |
| VENEZUELA | 25 | 180 | 69 | 320 | 37 | 172 |
| PERU | 92 | 225 | 154 | 355 | 85 | 191 |
| BRAZIL | 2 121 | 2 876 | 3 936 | 5 142 | 2 160 | 2 801 |
| CHILE | 106 | 130 | 154 | 189 | 84 | 103 |
| ARGENTINA | 253 | 397 | 470 | 798 | 261 | 436 |
| CYPRUS | 23 | 34 | 53 | 78 | 28 | 41 |
| LEBANON | 9 | 40 | 17 | 66 | 9 | 36 |
| SYRIA | 42 | 57 | 54 | 73 | 30 | 40 |
| IRAN | 112 | 213 | 126 | 293 | 74 | 156 |
| ISRAEL | 479 | 806 | 614 | 979 | 339 | 536 |
| ARAB EMIRAT | | 69 | | 82 | | 44 |
| PAKISTAN | 7 | 72 | 31 | 146 | 17 | 77 |
| INDIA | 651 | 9 448 | 938 | 8 911 | 516 | 4 769 |
| BANGLADESH | 26 | 39 | 40 | 55 | 22 | 30 |
| THAILAND | 100 | 135 | 159 | 218 | 88 | 119 |
| INDONESIA | 9 | 31 | 41 | 101 | 23 | 55 |
| MALAYSIA | 21 | 48 | 40 | 79 | 22 | 42 |
| SINGAPORE | 6 | 16 | 33 | 73 | 17 | 38 |
| PHILIPPINES | | 40 | | 62 | | 32 |
| P REP CHINA | | 115 | | 140 | | 74 |
| SOUTH KOREA | 199 | 320 | 280 | 527 | 153 | 286 |
| JAPAN | 334 | 1 208 | 658 | 1 958 | 362 | 1 061 |
| HONG KONG | 1 | 37 | 7 | 104 | 4 | 54 |
| AUSTRALIA | 60 | 491 | 173 | 830 | 96 | 446 |
| 684 ALUMINIUM | | | | | | |
| IMPORTS | 1 843 359 | 5 556 296 | 620 084 | 1 774 601 | 341 299 | 956 797 |
| FRANCE | 231 573 | 788 352 | 92 643 | 305 003 | 51 149 | 164 287 |
| BELGIUM LUX | 113 384 | 338 338 | 43 856 | 122 509 | 24 156 | 66 126 |
| NETHERLANDS | 250 178 | 727 134 | 91 636 | 254 856 | 50 480 | 137 540 |
| ITALY | 67 939 | 215 459 | 28 964 | 87 912 | 15 929 | 47 383 |
| UNTD KINGDOM | 315 448 | 657 819 | 96 415 | 198 074 | 53 017 | 107 075 |
| IRISH REP | 760 | 1 237 | 362 | 651 | 200 | 353 |
| DENMARK | 4 711 | 14 768 | 2 770 | 8 116 | 1 525 | 4 374 |
| ICELAND | 49 373 | 140 128 | 13 844 | 36 811 | 7 615 | 19 912 |
| NORWAY | 447 118 | 1 525 671 | 120 034 | 381 299 | 66 069 | 205 102 |
| SWEDEN | 36 770 | 110 030 | 12 595 | 35 919 | 6 930 | 19 383 |
| FINLAND | 519 | 2 780 | 333 | 1 226 | 183 | 658 |
| SWITZERLAND | 70 841 | 214 913 | 33 163 | 93 423 | 18 268 | 50 425 |
| AUSTRIA | 76 414 | 231 762 | 29 029 | 82 167 | 15 971 | 44 328 |
| SPAIN | 8 797 | 13 937 | 2 751 | 4 811 | 1 518 | 2 616 |
| YUGOSLAVIA | 15 025 | 44 418 | 5 002 | 14 536 | 2 755 | 7 847 |
| GREECE | 6 261 | 29 259 | 2 385 | 9 977 | 1 315 | 5 386 |
| USSR | 16 081 | 75 285 | 3 799 | 15 719 | 2 082 | 8 446 |
| POLAND | 518 | 691 | 138 | 228 | 77 | 125 |
| CZECHOSLOVA | | 489 | 1 | 119 | 1 | 63 |
| HUNGARY | 8 590 | 18 898 | 2 616 | 5 564 | 1 442 | 3 009 |
| RUMANIA | 7 501 | 22 577 | 1 877 | 5 341 | 1 029 | 2 880 |
| BULGARIA | | 9 919 | | 2 245 | | 1 202 |
| TUNISIA | 787 | 787 | 197 | 197 | 108 | 108 |
| EGYPT | 44 543 | 153 424 | 10 875 | 36 717 | 5 950 | 19 757 |
| GHANA | 4 277 | 8 563 | 1 202 | 2 364 | 658 | 1 275 |
| REP S AFRICA | 448 | 725 | 107 | 172 | 59 | 93 |
| USA | 17 658 | 47 257 | 9 644 | 26 531 | 5 313 | 14 332 |
| GUATEMALA | | 370 | | 177 | | 93 |
| SURINAM | 40 838 | 87 913 | 10 897 | 22 238 | 5 987 | 12 057 |
| ISRAEL | 3 958 | 12 146 | 1 576 | 4 773 | 867 | 2 576 |
| BAHRAIN | 22 | 16 309 | 11 | 4 361 | 6 | 2 323 |
| SOUTH KOREA | 60 | 61 | 81 | 82 | 44 | 44 |
| JAPAN | 1 402 | 2 920 | 538 | 1 550 | 295 | 836 |
| EXPORTS | 1 491 617 | 4 735 465 | 622 908 | 1 854 127 | 343 106 | 999 717 |
| FRANCE | 257 381 | 975 273 | 106 194 | 365 125 | 58 515 | 196 676 |
| BELGIUM LUX | 140 304 | 462 624 | 55 001 | 168 137 | 30 284 | 90 652 |
| NETHERLANDS | 186 996 | 660 004 | 74 864 | 248 392 | 41 229 | 133 840 |
| ITALY | 261 641 | 861 502 | 98 145 | 297 619 | 54 108 | 160 362 |
| UNTD KINGDOM | 213 193 | 462 798 | 84 191 | 185 312 | 46 377 | 100 307 |
| IRISH REP | 3 582 | 9 782 | 1 842 | 4 819 | 1 011 | 2 601 |
| DENMARK | 34 991 | 103 068 | 14 779 | 42 354 | 8 142 | 22 852 |
| ICELAND | 343 | 544 | 238 | 393 | 130 | 212 |
| NORWAY | 37 361 | 141 621 | 11 527 | 40 539 | 6 354 | 21 794 |
| SWEDEN | 33 172 | 117 975 | 15 966 | 52 569 | 8 795 | 28 344 |
| FINLAND | 11 564 | 50 511 | 4 962 | 19 742 | 2 728 | 10 611 |
| SWITZERLAND | 47 584 | 145 066 | 23 145 | 65 359 | 12 735 | 35 248 |
| AUSTRIA | 89 994 | 217 494 | 39 456 | 95 017 | 21 711 | 51 304 |
| PORTUGAL | 3 965 | 12 073 | 2 047 | 6 394 | 1 133 | 3 448 |
| SPAIN | 6 738 | 20 709 | 3 964 | 13 921 | 2 177 | 7 489 |
| MALTA | 4 | 545 | 3 | 932 | 2 | 495 |

6 IMPORTS AND EXPORTS (SPECIAL TRADE) BY GROUPS OF THE SITC AND BY COUNTRIES OF PRODUCTION AND CONSUMPTION 1979

| GROUP COUNTRY | DT = 100 KG | | 1 000 DM | | 1 000 \$ | |
|------------------|-------------|----------|-----------|----------|-----------|----------|
| | JULY/SEPT | JAN/SEPT | JULY/SEPT | JAN/SEPT | JULY/SEPT | JAN/SEPT |
| YUGOSLAVIA | 21 290 | 53 413 | 9 918 | 26 100 | 5 457 | 14 104 |
| GREECE | 3 630 | 11 051 | 2 232 | 6 161 | 1 234 | 3 326 |
| TURKEY | 146 | 640 | 111 | 629 | 61 | 338 |
| USSR | 5 279 | 8 541 | 2 996 | 4 592 | 1 645 | 2 499 |
| POLAND | 5 127 | 9 920 | 2 485 | 5 049 | 1 368 | 2 739 |
| CZECHOSLOVAKIA | 2 668 | 6 729 | 1 503 | 3 877 | 826 | 2 088 |
| HUNGARY | 2 910 | 7 988 | 1 352 | 3 906 | 747 | 2 103 |
| ROMANIA | 4 702 | 16 375 | 2 924 | 9 983 | 1 612 | 5 377 |
| BULGARIA | 10 540 | 35 177 | 5 513 | 15 496 | 3 033 | 8 357 |
| ALBANIA | 2 | 154 | 1 | 78 | 1 | 42 |
| CANARY IS | 746 | 1 150 | 585 | 1 044 | 323 | 567 |
| MOROCCO | 507 | 568 | 203 | 251 | 112 | 138 |
| ALGERIA | 1 052 | 4 658 | 593 | 3 158 | 328 | 1 699 |
| TUNISIA | 1 597 | 1 910 | 801 | 985 | 447 | 545 |
| LIBYA | 101 | 1 101 | 68 | 461 | 39 | 251 |
| EGYPT | 2 745 | 5 565 | 1 688 | 3 033 | 927 | 1 652 |
| SUDAN | 1 523 | 1 593 | 537 | 604 | 297 | 333 |
| MAURITANIA | 447 | 1 841 | 153 | 572 | 84 | 309 |
| REP GUINEA | 877 | 877 | 348 | 348 | 190 | 190 |
| IVORY COAST | 14 | 207 | 9 | 95 | 5 | 51 |
| GHANA | 120 | 277 | 73 | 289 | 40 | 157 |
| TOGO | | 434 | | 154 | | 82 |
| BENIN | 270 | 283 | 304 | 309 | 166 | 169 |
| NIGERIA | 3 203 | 6 393 | 1 551 | 3 111 | 858 | 1 695 |
| CAMEROON | 32 | 79 | 106 | 261 | 58 | 140 |
| ANGOLA | | 115 | | 151 | | 79 |
| ETHIOPIA | 413 | 420 | 193 | 202 | 108 | 112 |
| KENYA | 906 | 1 912 | 452 | 993 | 247 | 536 |
| TANZANIA | 410 | 2 172 | 167 | 946 | 91 | 511 |
| MOZAMBIQUE | | 150 | | 73 | | 38 |
| MADAGASCAR | 235 | 1 288 | 130 | 558 | 71 | 299 |
| MAURITIUS | 171 | 395 | 114 | 286 | 63 | 155 |
| ZAMBIA | | 428 | | 188 | | 99 |
| MALAWI | 88 | 276 | 43 | 136 | 24 | 74 |
| REP S AFRICA | 6 924 | 17 941 | 3 158 | 7 784 | 1 731 | 4 185 |
| USA | 12 814 | 67 777 | 9 849 | 35 455 | 5 412 | 19 043 |
| CANADA | 11 327 | 65 559 | 3 157 | 17 742 | 1 745 | 9 527 |
| MEXICO | 1 189 | 5 335 | 879 | 2 983 | 481 | 1 603 |
| GUATEMALA | 979 | 2 299 | 505 | 1 280 | 279 | 697 |
| EL SALVADOR | 557 | 1 945 | 264 | 1 004 | 146 | 542 |
| NICARAGUA | | 207 | | 114 | | 61 |
| COSTA RICA | 37 | 518 | 52 | 367 | 28 | 197 |
| PANAMA EX CZ | 270 | 414 | 224 | 361 | 123 | 195 |
| CUBA | 142 | 406 | 73 | 213 | 40 | 115 |
| DOMINIC REP | 1 169 | 2 241 | 694 | 1 280 | 384 | 696 |
| JAMAICA | | 520 | | 323 | | 173 |
| BARBADOS | 2 | 101 | 1 | 116 | | 62 |
| TRINIDAD TOB | 101 | 203 | 50 | 102 | 28 | 56 |
| COLOMBIA | 86 | 896 | 52 | 450 | 27 | 243 |
| VENEZUELA | 789 | 2 811 | 607 | 1 868 | 337 | 1 005 |
| SURINAM | 71 | 134 | 55 | 84 | 30 | 46 |
| ECUADOR | 167 | 832 | 105 | 729 | 55 | 387 |
| PERU | 533 | 871 | 315 | 540 | 173 | 295 |
| BRAZIL | 10 214 | 18 193 | 4 542 | 7 953 | 2 502 | 4 319 |
| CHILE | 2 323 | 5 816 | 1 223 | 3 113 | 676 | 1 684 |
| BOLIVIA | 144 | 180 | 81 | 119 | 44 | 64 |
| ARGENTINA | 514 | 1 249 | 523 | 1 237 | 291 | 667 |
| CYPRUS | 2 741 | 5 464 | 911 | 1 811 | 509 | 986 |
| LEBANON | 193 | 248 | 128 | 185 | 72 | 102 |
| SYRIA | 331 | 1 079 | 176 | 632 | 97 | 339 |
| IRAQ | 1 920 | 3 532 | 992 | 2 263 | 542 | 1 214 |
| IRAN | 5 190 | 13 401 | 2 830 | 7 293 | 1 558 | 3 948 |
| ISRAEL | 1 979 | 5 504 | 1 450 | 4 207 | 799 | 2 271 |
| JORDAN | 328 | 1 503 | 220 | 1 115 | 123 | 598 |
| SAUDI ARABIA | 2 007 | 7 075 | 1 968 | 5 937 | 1 079 | 3 190 |
| KUWAIT | 838 | 5 168 | 715 | 3 691 | 394 | 1 985 |
| BAHRAIN | 70 | 265 | 141 | 312 | 76 | 168 |
| QATAR | 102 | 352 | 132 | 322 | 73 | 174 |
| ARAB EMIRAT | 84 | 595 | 64 | 573 | 35 | 306 |
| NORTH YEMEN | | 2 815 | | 1 108 | | 588 |
| SOUTH YEMEN | | 242 | | 58 | | 31 |
| AFGHANISTAN | 13 | 77 | 18 | 88 | 9 | 45 |
| PAKISTAN | 2 315 | 6 716 | 886 | 3 028 | 485 | 1 631 |
| INDIA | 10 826 | 25 330 | 3 911 | 9 791 | 2 172 | 5 301 |
| BANGLADESH | 401 | 1 372 | 263 | 855 | 144 | 460 |
| SRI LANKA | 107 | 409 | 92 | 419 | 51 | 226 |
| THAILAND | 2 190 | 2 879 | 824 | 1 526 | 454 | 828 |
| INDONESIA | 768 | 2 193 | 475 | 1 628 | 260 | 878 |
| MALAYSIA | 548 | 3 079 | 382 | 2 085 | 209 | 1 112 |
| SINGAPORE | 1 316 | 3 966 | 1 260 | 3 547 | 691 | 1 910 |
| PHILIPPINES | 202 | 365 | 214 | 380 | 117 | 205 |
| P REP CHINA | 1 554 | 1 678 | 1 120 | 1 199 | 614 | 656 |
| NORTH KOREA | | 960 | | 516 | | 278 |
| SOUTH KOREA | 107 | 5 236 | 369 | 2 657 | 201 | 1 418 |
| JAPAN | 2 528 | 5 877 | 1 144 | 3 620 | 627 | 1 952 |
| TAIWAN | 727 | 2 784 | 960 | 3 880 | 530 | 2 083 |
| HONG KONG | 222 | 652 | 251 | 629 | 141 | 344 |
| AUSTRALIA | 746 | 1 481 | 709 | 1 751 | 392 | 949 |
| NEW ZEALAND | 148 | 487 | 182 | 606 | 101 | 329 |
| NEW CALEDON | 50 | 144 | 41 | 118 | 22 | 62 |

6 IMPORTS AND EXPORTS (SPECIAL TRADE) BY GROUPS OF THE SITC AND BY COUNTRIES OF PRODUCTION AND CONSUMPTION 1979

| GROUP COUNTRY | DT = 100 KG | | 1 000 DM | | 1 000 \$ | |
|------------------|-------------|-----------|-----------|----------|-----------|----------|
| | JULY/SEPT | JAN/SEPT | JULY/SEPT | JAN/SEPT | JULY/SEPT | JAN/SEPT |
| 685 LEAD | | | | | | |
| IMPORTS | 301 904 | 990 154 | 79 410 | 231 267 | 43 639 | 124 552 |
| FRANCE | 22 278 | 85 087 | 5 371 | 18 137 | 2 953 | 9 751 |
| BELGIUM LUX | 63 802 | 166 005 | 18 086 | 41 354 | 9 942 | 22 331 |
| NETHERLANDS | 26 522 | 79 295 | 6 322 | 18 294 | 3 485 | 9 873 |
| ITALY | 690 | 35 495 | 176 | 8 586 | 97 | 4 587 |
| UNITD KINGDOM | 90 485 | 301 730 | 25 684 | 75 377 | 14 133 | 40 571 |
| NORWAY | | 402 | | 92 | | 49 |
| SWEDEN | 70 167 | 158 679 | 16 512 | 32 384 | 9 037 | 17 515 |
| FINLAND | | 401 | | 84 | | 44 |
| SWITZERLAND | 2 852 | 4 179 | 571 | 785 | 314 | 428 |
| AUSTRIA | 85 | 332 | 20 | 241 | 11 | 130 |
| SPAIN | 133 | 1 036 | 59 | 259 | 33 | 139 |
| YUGOSLAVIA | 3 490 | 10 028 | 801 | 2 349 | 440 | 1 263 |
| USA | 115 | 835 | 63 | 239 | 36 | 134 |
| CANADA | 6 176 | 19 952 | 1 516 | 3 934 | 830 | 2 118 |
| MEXICO | 100 | 550 | 22 | 109 | 12 | 58 |
| NORTH KOREA | | 72 914 | | 16 963 | | 9 031 |
| AUSTRALIA | 15 009 | 53 025 | 4 207 | 11 972 | 2 316 | 6 472 |
| EXPORTS | 288 007 | 885 005 | 84 427 | 234 213 | 46 572 | 126 396 |
| FRANCE | 31 984 | 106 394 | 8 524 | 25 786 | 4 694 | 13 895 |
| BELGIUM LUX | 27 937 | 59 777 | 9 303 | 18 054 | 5 145 | 9 810 |
| NETHERLANDS | 57 302 | 94 889 | 19 557 | 37 954 | 10 817 | 20 623 |
| ITALY | 84 358 | 329 375 | 20 421 | 70 064 | 11 257 | 37 718 |
| UNITD KINGDOM | 1 337 | 6 507 | 1 236 | 4 714 | 679 | 2 528 |
| IRISH REP | 19 | 1 017 | 9 | 188 | 5 | 102 |
| DENMARK | 5 852 | 29 220 | 1 611 | 7 051 | 890 | 3 782 |
| NORWAY | 144 | 1 067 | 51 | 346 | 27 | 184 |
| SWEDEN | 3 368 | 12 595 | 939 | 3 143 | 516 | 1 687 |
| FINLAND | 586 | 9 857 | 256 | 2 035 | 140 | 1 095 |
| SWITZERLAND | 8 332 | 20 677 | 2 154 | 4 922 | 1 187 | 2 666 |
| AUSTRIA | 34 097 | 106 473 | 8 818 | 24 185 | 4 845 | 13 017 |
| SPAIN | 130 | 583 | 63 | 307 | 34 | 164 |
| YUGOSLAVIA | 82 | 271 | 149 | 312 | 83 | 170 |
| GREECE | 66 | 558 | 50 | 204 | 27 | 109 |
| TURKEY | 200 | 7 548 | 40 | 1 221 | 22 | 655 |
| USSR | 8 751 | 21 251 | 1 575 | 3 975 | 864 | 2 145 |
| CZECHOSLOVIA | 7 022 | 14 028 | 1 724 | 3 191 | 960 | 1 739 |
| HUNGARY | 1 000 | 8 494 | 1 201 | 6 176 | 663 | 3 320 |
| ALBANIA | 40 | 750 | 42 | 163 | 23 | 86 |
| CANARY IS | 151 | 212 | 192 | 249 | 106 | 136 |
| ALGERIA | 1 650 | 16 905 | 441 | 3 678 | 241 | 1 956 |
| LIBYA | 4 678 | 5 562 | 1 238 | 1 465 | 685 | 804 |
| LIBERIA | | 308 | | 57 | | 31 |
| GHANA | | 163 | | 196 | | 106 |
| ZAIRE | | 212 | | 102 | | 54 |
| ANGOLA | 2 639 | 2 657 | 478 | 519 | 263 | 285 |
| KENYA | 103 | 163 | 147 | 225 | 81 | 122 |
| USA | 2 233 | 12 361 | 2 697 | 9 050 | 1 490 | 4 879 |
| GUATEMALA | 91 | 544 | 28 | 146 | 15 | 78 |
| CUBA | 858 | 858 | 198 | 198 | 109 | 109 |
| DOMINIC REP | 60 | 150 | 79 | 152 | 44 | 83 |
| COLOMBIA | 82 | 162 | 137 | 268 | 75 | 146 |
| VENEZUELA | 617 | 751 | 250 | 337 | 138 | 183 |
| PERU | | 325 | | 97 | | 51 |
| LEBANON | 800 | 1 400 | 166 | 281 | 92 | 153 |
| ISRAEL | 321 | 331 | 99 | 118 | 54 | 64 |
| JORDAN | | 108 | | 126 | | 68 |
| SAUDI ARABIA | 206 | 1 128 | 68 | 329 | 36 | 174 |
| KUWAIT | | 572 | | 91 | | 50 |
| ARAB EMIRAT | 46 | 325 | 42 | 136 | 22 | 72 |
| NEPAL | | 380 | | 141 | | 76 |
| THAILAND | 222 | 322 | 64 | 86 | 35 | 47 |
| MALAYSIA | | 1 791 | | 376 | | 203 |
| SOUTH KOREA | 121 | 283 | 85 | 211 | 46 | 112 |
| TAIWAN | 60 | 243 | 46 | 184 | 25 | 100 |
| AUSTRALIA | 2 | 4 255 | 9 | 774 | 5 | 419 |
| 686 ZINC | | | | | | |
| IMPORTS | 416 138 | 1 428 705 | 65 830 | 219 810 | 36 244 | 118 339 |
| FRANCE | 72 169 | 201 905 | 14 184 | 38 215 | 7 807 | 20 630 |
| BELGIUM LUX | 167 261 | 633 793 | 25 228 | 94 583 | 13 894 | 50 865 |
| NETHERLANDS | 83 372 | 226 619 | 12 114 | 33 559 | 6 686 | 18 109 |
| ITALY | 345 | 4 420 | 69 | 731 | 39 | 393 |
| UNITD KINGDOM | 3 685 | 19 283 | 557 | 2 697 | 304 | 1 453 |
| NORWAY | 25 711 | 83 639 | 3 914 | 12 384 | 2 157 | 6 675 |
| FINLAND | 16 949 | 65 881 | 2 453 | 9 101 | 1 344 | 4 879 |
| SWITZERLAND | 1 018 | 12 900 | 235 | 2 157 | 131 | 1 153 |
| AUSTRIA | 77 | 3 383 | 95 | 613 | 51 | 327 |
| SPAIN | 13 987 | 60 998 | 1 921 | 8 355 | 1 054 | 4 481 |
| YUGOSLAVIA | 4 345 | 13 290 | 940 | 2 759 | 516 | 1 484 |
| POLAND | 4 000 | 13 338 | 709 | 2 267 | 391 | 1 223 |
| BULGARIA | 5 993 | 6 342 | 837 | 881 | 458 | 481 |
| ALGERIA | 9 017 | 28 135 | 1 379 | 4 125 | 757 | 2 219 |
| ZAIRE | 2 000 | 2 000 | 294 | 294 | 161 | 161 |
| ZAMBIA | 1 992 | 13 005 | 280 | 1 744 | 153 | 938 |

6 IMPORTS AND EXPORTS (SPECIAL TRADE) BY GROUPS OF THE SITC AND BY COUNTRIES OF PRODUCTION AND CONSUMPTION 1979

| GROUP COUNTRY | DT = 100 KG | | 1 000 DM | | 1 000 \$ | |
|------------------|-------------|----------|-----------|----------|-----------|----------|
| | JULY/SEPT | JAN/SEPT | JULY/SEPT | JAN/SEPT | JULY/SEPT | JAN/SEPT |
| CANADA | | 17 678 | | 2 402 | | 1 284 |
| P REP CHINA | | 525 | | 85 | | 45 |
| NORTH KOREA | 3 989 | 21 217 | 576 | 2 777 | 315 | 1 493 |
| EXPORTS | 253 833 | 870 825 | 41 246 | 138 795 | 22 716 | 74 618 |
| FRANCE | 37 222 | 108 667 | 6 597 | 19 813 | 3 635 | 10 681 |
| BELGIUM LUX | 13 908 | 38 531 | 2 227 | 6 131 | 1 226 | 3 302 |
| NETHERLANDS | 29 956 | 115 108 | 5 017 | 19 133 | 2 759 | 10 257 |
| ITALY | 31 956 | 128 272 | 4 882 | 19 403 | 2 696 | 10 427 |
| UNTD KINGDOM | 16 783 | 83 396 | 2 627 | 11 800 | 1 450 | 6 352 |
| IRISH REP | 194 | 595 | 75 | 184 | 41 | 100 |
| DENMARK | 2 545 | 8 487 | 534 | 1 807 | 294 | 974 |
| NORWAY | 65 | 661 | 24 | 170 | 13 | 90 |
| SWEDEN | 239 | 1 180 | 78 | 389 | 43 | 207 |
| FINLAND | 415 | 1 930 | 62 | 278 | 35 | 149 |
| SWITZERLAND | 14 538 | 66 111 | 2 272 | 9 691 | 1 258 | 5 213 |
| AUSTRIA | 11 187 | 35 778 | 2 038 | 6 526 | 1 121 | 3 514 |
| PORTUGAL | 714 | 3 878 | 249 | 1 000 | 138 | 539 |
| SPAIN | 38 | 5 284 | 13 | 777 | 7 | 418 |
| YUGOSLAVIA | | 3 002 | | 629 | | 332 |
| GREECE | 2 378 | 15 554 | 444 | 2 600 | 246 | 1 393 |
| TURKEY | | 938 | | 126 | | 67 |
| USSR | 18 010 | 38 018 | 2 731 | 5 459 | 1 497 | 2 934 |
| CZECHOSLOVA | 7 994 | 32 552 | 1 227 | 4 775 | 673 | 2 567 |
| HUNGARY | | 10 400 | | 1 550 | | 816 |
| RUMANIA | 1 002 | 7 502 | 195 | 1 429 | 109 | 774 |
| ALGERIA | | 139 | | 56 | | 30 |
| TUNISIA | | 1 009 | | 115 | | 60 |
| EGYPT | 279 | 4 429 | 53 | 84 | 29 | 45 |
| ETHIOPIA | 4 200 | 4 200 | 699 | 699 | 382 | 382 |
| USA | 50 087 | 144 984 | 7 184 | 20 976 | 3 951 | 11 263 |
| CANADA | 57 | 440 | 23 | 137 | 13 | 74 |
| MEXICO | 1 | 91 | 2 | 63 | 2 | 33 |
| SYRIA | 5 100 | 5 100 | 914 | 914 | 509 | 509 |
| ISRAEL | 139 | 270 | 28 | 67 | 14 | 34 |
| SAUDI ARABIA | 210 | 475 | 55 | 150 | 31 | 80 |
| KUWAIT | 3 001 | 3 501 | 501 | 582 | 274 | 317 |
| BURMA | 150 | 555 | 22 | 88 | 12 | 48 |
| JAPAN | 150 | 241 | 91 | 145 | 50 | 78 |
| TAIWAN | 245 | 826 | 69 | 226 | 37 | 120 |
| HONG KONG | 485 | 1 040 | 93 | 229 | 52 | 124 |
| NEW ZEALAND | 61 | 216 | 23 | 79 | 13 | 43 |
| 687 TIN | | | | | | |
| IMPORTS | 45 387 | 140 680 | 125 227 | 385 260 | 69 058 | 207 712 |
| FRANCE | 18 | 61 | 35 | 153 | 19 | 82 |
| BELGIUM LUX | 889 | 3 665 | 2 697 | 10 081 | 1 476 | 5 458 |
| NETHERLANDS | 6 561 | 18 093 | 17 897 | 49 053 | 9 851 | 26 453 |
| UNTD KINGDOM | 3 138 | 7 487 | 8 384 | 20 792 | 4 650 | 11 248 |
| NORWAY | | 52 | | 73 | | 39 |
| SWEDEN | | 57 | 1 | 146 | 1 | 80 |
| SWITZERLAND | | 70 | 3 | 183 | 1 | 96 |
| AUSTRIA | 1 | 89 | 5 | 131 | 3 | 70 |
| SPAIN | | 1 055 | | 3 036 | | 1 614 |
| USSR | 50 | 50 | 138 | 138 | 77 | 77 |
| NIGERIA | 732 | 1 081 | 2 044 | 2 978 | 1 123 | 1 623 |
| BRAZIL | | 250 | | 665 | | 358 |
| CHILE | | 709 | | 1 959 | | 1 045 |
| BOLIVIA | 2 485 | 7 649 | 6 261 | 19 474 | 3 468 | 10 529 |
| THAILAND | 10 794 | 40 072 | 30 562 | 111 174 | 16 852 | 59 793 |
| INDONESIA | 12 848 | 39 798 | 35 482 | 109 448 | 19 550 | 59 038 |
| MALAYSIA | 7 333 | 16 468 | 20 256 | 45 393 | 11 184 | 24 556 |
| SINGAPORE | 37 | 94 | 68 | 172 | 38 | 93 |
| P REP CHINA | | 1 983 | | 5 544 | | 2 941 |
| JAPAN | | 24 | | 57 | | 31 |
| AUSTRALIA | 500 | 1 831 | 1 382 | 4 507 | 761 | 2 438 |
| EXPORTS | 20 046 | 48 018 | 53 529 | 127 474 | 29 458 | 68 877 |
| FRANCE | 1 240 | 4 497 | 3 425 | 12 060 | 1 892 | 6 523 |
| BELGIUM LUX | 824 | 1 507 | 1 766 | 3 526 | 968 | 1 904 |
| NETHERLANDS | 14 836 | 29 644 | 39 486 | 78 117 | 21 723 | 42 295 |
| ITALY | 143 | 1 978 | 412 | 5 550 | 229 | 2 972 |
| UNTD KINGDOM | 186 | 760 | 586 | 2 281 | 321 | 1 220 |
| IRISH REP | 16 | 21 | 44 | 62 | 24 | 32 |
| DENMARK | 141 | 433 | 333 | 1 026 | 184 | 552 |
| NORWAY | 122 | 337 | 334 | 900 | 184 | 489 |
| SWEDEN | 198 | 1 036 | 566 | 2 733 | 313 | 1 474 |
| FINLAND | 138 | 515 | 405 | 1 423 | 223 | 770 |
| SWITZERLAND | 393 | 1 198 | 1 090 | 3 167 | 606 | 1 704 |
| AUSTRIA | 1 004 | 2 720 | 2 706 | 7 049 | 1 490 | 3 813 |
| YUGOSLAVIA | 71 | 351 | 225 | 936 | 124 | 501 |
| GREECE | 187 | 247 | 570 | 734 | 313 | 400 |
| TURKEY | 11 | 31 | 40 | 105 | 22 | 55 |
| POLAND | 6 | 39 | 53 | 143 | 29 | 77 |
| CZECHOSLOVA | | 300 | | 861 | | 453 |
| HUNGARY | 9 | 82 | 31 | 268 | 18 | 146 |
| RUMANIA | 1 | 42 | 7 | 79 | 5 | 43 |
| BULGARIA | | 38 | | 80 | | 44 |

6 IMPORTS AND EXPORTS (SPECIAL TRADE) BY GROUPS OF THE SITC AND BY COUNTRIES OF PRODUCTION AND CONSUMPTION 1979

| GROUP COUNTRY | DT = 100 KG | | 1 000 DM | | 1 000 \$ | |
|------------------------------|-------------|----------|-----------|----------|-----------|----------|
| | JULY/SEPT | JAN/SEPT | JULY/SEPT | JAN/SEPT | JULY/SEPT | JAN/SEPT |
| EGYPT | | 353 | | 980 | | 523 |
| SUDAN | 35 | 35 | 88 | 88 | 48 | 48 |
| ANGOLA | 37 | 41 | 63 | 75 | 35 | 42 |
| TANZANIA | | 31 | | 83 | | 44 |
| REP S AFRICA | | 31 | | 92 | | 49 |
| USA | 25 | 185 | 81 | 671 | 45 | 358 |
| REP HONDURAS | | 30 | | 93 | | 49 |
| BRAZIL | 10 | 24 | 39 | 95 | 20 | 50 |
| SYRIA | 108 | 548 | 335 | 1 576 | 184 | 834 |
| IRAN | 95 | 96 | 178 | 181 | 97 | 99 |
| ISRAEL | 34 | 56 | 115 | 163 | 63 | 90 |
| KUWAIT | | 306 | | 824 | | 443 |
| PAKISTAN | | 65 | | 182 | | 96 |
| INDIA | 9 | 36 | 32 | 129 | 17 | 69 |
| BANGLADESH | 19 | 19 | 64 | 64 | 36 | 36 |
| MALAYSIA | 30 | 58 | 101 | 204 | 56 | 111 |
| SOUTH KOREA | 13 | 32 | 41 | 110 | 23 | 60 |
| JAPAN | 9 | 9 | 68 | 71 | 37 | 38 |
| TAIWAN | 5 | 39 | 23 | 142 | 12 | 75 |
| 688 URANIUM, THORIUM, ALLOYS | | | | | | |
| IMPORTS | 2 | 18 | 16 | 73 | 9 | 39 |
| FRANCE | 2 | 10 | 16 | 64 | 9 | 34 |
| EXPORTS | 1 | 29 | 18 | 432 | 10 | 234 |
| UNTD KINGDOM | 1 | 4 | 17 | 86 | 9 | 46 |
| USSR | | 24 | | 337 | | 183 |
| 689 NON-FER BASE METALS NES | | | | | | |
| IMPORTS | 108 635 | 357 096 | 123 687 | 379 130 | 68 066 | 204 255 |
| FRANCE | 8 398 | 24 230 | 8 718 | 26 332 | 4 796 | 14 195 |
| BELGIUM LUX | 3 427 | 11 360 | 21 330 | 48 884 | 11 726 | 26 390 |
| NETHERLANDS | 3 054 | 6 916 | 1 637 | 4 793 | 904 | 2 590 |
| ITALY | 11 511 | 34 653 | 5 339 | 16 928 | 2 942 | 9 134 |
| UNTD KINGDOM | 1 835 | 4 352 | 6 202 | 14 984 | 3 414 | 8 086 |
| IRISH REP | 20 | 61 | 388 | 1 321 | 216 | 712 |
| DENMARK | 508 | 1 490 | 1 327 | 1 765 | 733 | 968 |
| NORWAY | 29 845 | 116 591 | 14 139 | 57 232 | 7 763 | 30 763 |
| SWEDEN | 779 | 3 305 | 1 802 | 5 687 | 987 | 3 069 |
| FINLAND | 563 | 2 022 | 1 020 | 15 517 | 562 | 8 284 |
| SWITZERLAND | 182 | 1 733 | 638 | 2 478 | 349 | 1 332 |
| AUSTRIA | 2 181 | 5 157 | 6 869 | 16 432 | 3 779 | 8 879 |
| SPAIN | 450 | 828 | 578 | 863 | 316 | 468 |
| YUGOSLAVIA | 4 | 111 | 16 | 182 | 8 | 96 |
| TURKEY | | 250 | | 141 | | 74 |
| USSR | 2 074 | 6 423 | 5 255 | 9 733 | 2 922 | 5 324 |
| POLAND | | 82 | | 319 | | 169 |
| HUNGARY | 7 | 141 | 88 | 305 | 49 | 164 |
| BULGARIA | 80 | 412 | 88 | 475 | 48 | 253 |
| ALGERIA | 150 | 200 | 183 | 245 | 100 | 132 |
| ZAIRE | 1 283 | 3 913 | 13 232 | 39 155 | 7 289 | 21 076 |
| ZAMBIA | 57 | 179 | 634 | 2 436 | 349 | 1 306 |
| REP S AFRICA | 7 449 | 23 360 | 1 474 | 5 004 | 808 | 2 688 |
| USA | 23 648 | 73 063 | 20 726 | 68 041 | 11 390 | 36 596 |
| CANADA | 4 901 | 17 054 | 2 818 | 10 659 | 1 598 | 5 757 |
| MEXICO | 20 | 165 | 9 | 131 | 5 | 70 |
| PERU | 50 | 50 | 57 | 57 | 32 | 32 |
| BRAZIL | 22 | 22 | 89 | 89 | 49 | 49 |
| BOLIVIA | | 316 | | 165 | | 88 |
| ISRAEL | | 44 | | 94 | | 51 |
| THAILAND | | 200 | | 542 | | 293 |
| P REP CHINA | 941 | 1 704 | 1 621 | 2 429 | 901 | 1 335 |
| NORTH KOREA | 98 | 607 | 115 | 579 | 63 | 310 |
| SOUTH KOREA | 160 | 358 | 645 | 1 609 | 353 | 863 |
| JAPAN | 4 906 | 15 523 | 6 410 | 23 107 | 3 524 | 12 435 |
| AUSTRALIA | 15 | 47 | 223 | 287 | 122 | 156 |
| EXPORTS | 14 269 | 45 218 | 53 884 | 142 844 | 29 635 | 77 029 |
| FRANCE | 1 431 | 3 586 | 4 506 | 13 277 | 2 483 | 7 145 |
| BELGIUM LUX | 1 192 | 4 111 | 2 584 | 8 971 | 1 424 | 4 830 |
| NETHERLANDS | 2 416 | 6 028 | 7 397 | 21 812 | 4 054 | 11 718 |
| ITALY | 2 539 | 9 441 | 1 916 | 5 230 | 1 054 | 2 823 |
| UNTD KINGDOM | 2 088 | 7 472 | 9 271 | 21 070 | 5 098 | 11 389 |
| DENMARK | 18 | 76 | 231 | 541 | 126 | 291 |
| NORWAY | 9 | 22 | 59 | 150 | 33 | 79 |
| SWEDEN | 52 | 338 | 441 | 1 667 | 242 | 896 |
| FINLAND | 5 | 143 | 30 | 536 | 15 | 286 |
| SWITZERLAND | 317 | 1 127 | 3 301 | 6 628 | 1 825 | 3 597 |
| AUSTRIA | 973 | 2 784 | 5 604 | 10 945 | 3 080 | 5 926 |
| PORTUGAL | 7 | 17 | 82 | 254 | 46 | 138 |
| SPAIN | 38 | 252 | 327 | 1 197 | 180 | 643 |
| YUGOSLAVIA | 65 | 96 | 752 | 1 093 | 415 | 596 |
| GREECE | | 12 | 22 | 104 | 12 | 57 |
| TURKEY | 42 | 100 | 88 | 134 | 48 | 73 |
| USSR | | 100 | | 78 | | 42 |
| POLAND | 4 | 127 | 42 | 1 624 | 23 | 871 |

6 IMPORTS AND EXPORTS (SPECIAL TRADE) BY GROUPS OF THE SITC AND BY COUNTRIES OF PRODUCTION AND CONSUMPTION 1979

| GROUP COUNTRY | DT = 100 KG | | 1 000 DM | | 1 000 \$ | |
|------------------|-------------|----------|-----------|----------|-----------|----------|
| | JULY/SEPT | JAN/SEPT | JULY/SEPT | JAN/SEPT | JULY/SEPT | JAN/SEPT |
| CZECHOSLOVA | 95 | 228 | 1 112 | 1 957 | 607 | 1 060 |
| RUMANIA | 15 | 77 | 234 | 555 | 129 | 303 |
| REP S AFRICA | 18 | 47 | 103 | 650 | 56 | 346 |
| USA | 1 683 | 6 240 | 7 878 | 26 871 | 4 335 | 14 467 |
| MEXICO | 270 | 480 | 1 375 | 2 398 | 758 | 1 297 |
| BRAZIL | 378 | 527 | 821 | 1 922 | 453 | 1 039 |
| ARGENTINA | 34 | 34 | 140 | 146 | 77 | 81 |
| ISRAEL | 60 | 139 | 463 | 901 | 255 | 487 |
| INDIA | 63 | 184 | 1 067 | 2 583 | 590 | 1 396 |
| THAILAND | 3 | 6 | 59 | 142 | 33 | 77 |
| SOUTH KOREA | 1 | 37 | 24 | 798 | 13 | 423 |
| JAPAN | 333 | 945 | 3 468 | 7 162 | 1 904 | 3 876 |
| TAIWAN | 19 | 86 | 346 | 1 111 | 191 | 599 |
| AUSTRALIA | 2 | 3 | 49 | 66 | 26 | 34 |

691 STRUCTURES AND PARTS NES

| | | | | | | |
|--------------|-----------|-----------|---------|-----------|---------|---------|
| IMPORTS | 706 819 | 1 886 310 | 184 491 | 491 415 | 101 594 | 264 976 |
| FRANCE | 193 688 | 523 458 | 35 868 | 100 754 | 19 749 | 54 284 |
| BELGIUM LUX | 65 705 | 185 531 | 16 974 | 50 899 | 9 351 | 27 389 |
| NETHERLANDS | 137 788 | 379 005 | 31 837 | 85 914 | 17 528 | 46 335 |
| ITALY | 84 884 | 208 513 | 21 824 | 56 837 | 12 018 | 30 670 |
| UNTD KINGDOM | 24 708 | 61 182 | 11 350 | 26 474 | 6 249 | 14 283 |
| IRISH REP | 189 | 1 094 | 75 | 521 | 41 | 281 |
| DENMARK | 37 062 | 76 874 | 10 168 | 21 330 | 5 609 | 11 549 |
| NORWAY | 2 592 | 5 166 | 1 091 | 2 441 | 604 | 1 320 |
| SWEDEN | 12 135 | 29 300 | 5 940 | 14 403 | 3 274 | 7 774 |
| FINLAND | 8 379 | 34 636 | 2 793 | 12 502 | 1 527 | 6 708 |
| SWITZERLAND | 33 364 | 90 538 | 18 212 | 46 767 | 10 032 | 25 244 |
| AUSTRIA | 68 312 | 154 688 | 19 975 | 47 412 | 10 998 | 25 603 |
| PORTUGAL | 55 | 312 | 104 | 323 | 58 | 175 |
| SPAIN | 1 224 | 5 274 | 434 | 2 004 | 238 | 1 075 |
| MALTA | 18 | 100 | 32 | 152 | 18 | 83 |
| YUGOSLAVIA | 3 558 | 7 097 | 1 103 | 2 100 | 611 | 1 140 |
| POLAND | 8 899 | 28 951 | 874 | 3 163 | 478 | 1 693 |
| CZECHOSLOVA | 1 593 | 3 756 | 258 | 664 | 141 | 358 |
| HUNGARY | 6 508 | 9 722 | 1 185 | 1 804 | 649 | 977 |
| RUMANIA | 6 008 | 20 733 | 829 | 2 703 | 455 | 1 452 |
| USA | 4 334 | 9 211 | 1 727 | 4 558 | 953 | 2 457 |
| CANADA | 3 442 | 10 434 | 1 156 | 3 296 | 635 | 1 779 |
| ISRAEL | 216 | 216 | 70 | 70 | 39 | 39 |
| SINGAPORE | | 35 079 | | 2 898 | | 1 536 |
| JAPAN | 2 033 | 5 231 | 566 | 1 284 | 312 | 694 |
| EXPORTS | 1 207 382 | 3 499 607 | 466 200 | 1 303 916 | 256 671 | 703 114 |
| FRANCE | 144 857 | 441 847 | 38 784 | 117 609 | 21 355 | 63 391 |
| BELGIUM LUX | 125 976 | 366 993 | 37 497 | 107 299 | 20 635 | 57 808 |
| NETHERLANDS | 155 471 | 446 723 | 44 373 | 132 050 | 24 436 | 71 113 |
| ITALY | 18 167 | 48 308 | 7 245 | 19 930 | 3 990 | 10 751 |
| UNTD KINGDOM | 23 134 | 74 446 | 9 476 | 30 821 | 5 217 | 16 600 |
| IRISH REP | 5 807 | 12 940 | 1 323 | 3 123 | 727 | 1 682 |
| DENMARK | 38 476 | 97 981 | 9 588 | 27 951 | 5 276 | 15 055 |
| ICELAND | 399 | 678 | 169 | 289 | 93 | 157 |
| NORWAY | 9 834 | 28 805 | 3 506 | 9 670 | 1 934 | 5 217 |
| SWEDEN | 17 488 | 50 574 | 6 550 | 21 070 | 3 614 | 11 373 |
| FINLAND | 1 893 | 6 128 | 598 | 1 811 | 330 | 979 |
| SWITZERLAND | 72 360 | 198 248 | 26 850 | 72 664 | 14 778 | 39 190 |
| AUSTRIA | 69 816 | 188 830 | 25 933 | 69 354 | 14 288 | 37 417 |
| PORTUGAL | 118 | 303 | 40 | 314 | 22 | 169 |
| SPAIN | 4 516 | 14 379 | 1 372 | 5 693 | 757 | 3 052 |
| YUGOSLAVIA | 8 654 | 16 799 | 2 253 | 7 503 | 1 243 | 4 034 |
| GREECE | 3 250 | 15 695 | 4 818 | 15 702 | 2 657 | 8 440 |
| TURKEY | 1 877 | 2 486 | 895 | 1 264 | 490 | 685 |
| USSR | 26 597 | 70 165 | 21 573 | 49 288 | 11 869 | 26 535 |
| POLAND | 1 430 | 103 601 | 204 | 13 748 | 111 | 7 409 |
| CZECHOSLOVA | 1 663 | 2 535 | 804 | 1 410 | 443 | 768 |
| HUNGARY | 3 467 | 7 553 | 1 911 | 4 006 | 1 052 | 2 163 |
| RUMANIA | 2 | 82 | 4 | 223 | 2 | 118 |
| BULGARIA | 149 | 305 | 279 | 529 | 151 | 286 |
| CANARY IS | 206 | 549 | 139 | 291 | 76 | 158 |
| MOROCCO | 21 | 4 841 | 36 | 2 292 | 20 | 1 236 |
| ALGERIA | 27 563 | 70 057 | 11 799 | 36 899 | 6 475 | 19 936 |
| TUNISIA | 295 | 682 | 138 | 293 | 76 | 157 |
| LIBYA | 40 481 | 131 176 | 29 741 | 101 063 | 16 461 | 54 549 |
| EGYPT | 9 117 | 17 794 | 3 011 | 7 309 | 1 657 | 3 941 |
| SUDAN | 183 | 938 | 90 | 535 | 50 | 290 |
| MALI | 406 | 2 551 | 855 | 4 266 | 469 | 2 266 |
| GUIN BISSAU | | 1 223 | | 451 | | 243 |
| REP GUINEA | 153 | 1 146 | 110 | 737 | 60 | 393 |
| SIERRA LEONE | 279 | 279 | 105 | 105 | 57 | 57 |
| LIBERIA | 163 | 2 083 | 59 | 777 | 33 | 413 |
| IVORY COAST | 4 565 | 8 680 | 3 797 | 5 660 | 2 083 | 3 071 |
| GHANA | 139 | 819 | 88 | 309 | 50 | 170 |
| TOGO | 609 | 1 302 | 1 396 | 2 436 | 764 | 1 317 |
| NIGERIA | 64 247 | 110 137 | 15 669 | 30 980 | 8 659 | 16 828 |
| CAMEROUN | | 257 | | 56 | | 30 |
| ZAIRE | 12 | 116 | 77 | 118 | 42 | 63 |
| BURUNDI | | 150 | | 95 | | 52 |
| ANGOLA | 4 | 76 | 4 | 76 | 2 | 41 |
| SOMALIA | 326 | 329 | 117 | 120 | 63 | 65 |

6 IMPORTS AND EXPORTS (SPECIAL TRADE) BY GROUPS OF THE SITC AND BY COUNTRIES OF PRODUCTION AND CONSUMPTION 1979

| GROUP COUNTRY | DT = 100 KG | | 1 000 DM | | 1 000 \$ | |
|---------------------------|-------------|----------|-----------|----------|-----------|----------|
| | JULY/SEPT | JAN/SEPT | JULY/SEPT | JAN/SEPT | JULY/SEPT | JAN/SEPT |
| KENYA | 88 | 1 256 | 197 | 648 | 110 | 350 |
| ZAMBIA | 14 | 177 | 35 | 83 | 19 | 45 |
| REP S AFRICA | 2 797 | 8 107 | 1 345 | 6 201 | 739 | 3 321 |
| USA | 13 028 | 28 694 | 5 204 | 10 936 | 2 885 | 5 945 |
| CANADA | 593 | 1 699 | 187 | 1 302 | 103 | 688 |
| MEXICO | 1 468 | 1 634 | 208 | 425 | 114 | 228 |
| GUATEMALA | 1 478 | 2 830 | 222 | 395 | 124 | 217 |
| COSTA RICA | 25 | 76 | 34 | 59 | 19 | 33 |
| PANAM EX C2 | 2 | 559 | 1 | 184 | 1 | 98 |
| CUBA | | 1 130 | | 202 | | 108 |
| NETH ANTILL | 467 | 767 | 50 | 118 | 28 | 64 |
| COLOMBIA | 223 | 225 | 441 | 447 | 241 | 244 |
| VENEZUELA | 5 879 | 39 810 | 3 608 | 18 498 | 1 978 | 9 969 |
| ECUADOR | 1 345 | 1 358 | 211 | 235 | 116 | 128 |
| BRAZIL | 352 | 9 663 | 598 | 3 860 | 327 | 2 076 |
| CHILE | 2 392 | 11 206 | 457 | 2 372 | 253 | 1 272 |
| BOLIVIA | 321 | 323 | 342 | 344 | 188 | 190 |
| PARAGUAY | 150 | 150 | 96 | 96 | 52 | 52 |
| ARGENTINA | 9 319 | 9 916 | 5 454 | 5 800 | 2 990 | 3 176 |
| CYPRUS | 392 | 1 022 | 16 | 180 | 9 | 95 |
| SYRIA | 2 225 | 5 249 | 960 | 2 281 | 526 | 1 224 |
| IRAQ | 56 747 | 122 616 | 34 205 | 78 659 | 18 770 | 42 318 |
| IRAN | 13 897 | 39 207 | 9 823 | 20 665 | 5 404 | 11 208 |
| ISRAEL | 5 055 | 7 568 | 1 405 | 2 143 | 772 | 1 165 |
| JORDAN | 4 975 | 12 008 | 1 551 | 4 499 | 849 | 2 426 |
| SAUDI ARABIA | 171 191 | 487 287 | 67 894 | 181 729 | 37 336 | 97 988 |
| KUWAIT | 3 631 | 15 551 | 2 027 | 7 173 | 1 122 | 3 860 |
| BAHRAIN | 472 | 1 529 | 232 | 845 | 126 | 454 |
| QATAR | 674 | 2 619 | 530 | 1 666 | 290 | 902 |
| ARAB EMIRAT | 5 454 | 50 291 | 2 600 | 19 139 | 1 430 | 10 252 |
| OMAN | 241 | 2 767 | 92 | 1 043 | 50 | 559 |
| NORTH YEMEN | 3 484 | 6 172 | 928 | 1 463 | 513 | 795 |
| SOUTH YEMEN | | 1 422 | | 117 | | 63 |
| PAKISTAN | 45 | 83 | 34 | 92 | 19 | 51 |
| INDIA | 45 | 118 | 58 | 121 | 32 | 64 |
| BURMA | 815 | 914 | 272 | 317 | 149 | 172 |
| THAILAND | 1 517 | 3 165 | 1 958 | 3 108 | 1 071 | 1 675 |
| INDONESIA | 3 915 | 4 022 | 1 275 | 1 311 | 707 | 726 |
| SINGAPORE | 501 | 2 626 | 256 | 2 008 | 142 | 1 083 |
| PHILIPPINES | 81 | 170 | 29 | 59 | 16 | 31 |
| P REP CHINA | 3 208 | 53 213 | 5 014 | 8 590 | 2 789 | 4 711 |
| SOUTH KOREA | 1 411 | 1 951 | 511 | 1 256 | 282 | 676 |
| JAPAN | 669 | 1 797 | 949 | 1 906 | 526 | 1 036 |
| TAIWAN | 547 | 925 | 653 | 1 107 | 358 | 601 |
| HONG KONG | 463 | 1 762 | 171 | 798 | 93 | 427 |
| AUSTRALIA | 999 | 1 194 | 602 | 785 | 329 | 426 |
| 692 METAL TANKS,BOXES,ETC | | | | | | |
| IMPORTS | 170 892 | 482 843 | 62 826 | 178 359 | 34 593 | 96 160 |
| FRANCE | 21 886 | 74 715 | 9 593 | 32 124 | 5 273 | 17 293 |
| BELGIUM LUX | 31 818 | 103 052 | 9 786 | 31 450 | 5 400 | 16 953 |
| NETHERLANDS | 33 450 | 88 505 | 12 018 | 33 646 | 6 613 | 18 125 |
| ITALY | 7 889 | 23 185 | 3 904 | 11 820 | 2 147 | 6 374 |
| UNTD KINGDOM | 14 583 | 37 424 | 6 437 | 17 187 | 3 547 | 9 270 |
| IRISH REP | 216 | 425 | 304 | 610 | 168 | 332 |
| DENMARK | 3 307 | 12 241 | 1 095 | 4 411 | 603 | 2 370 |
| NORWAY | 1 039 | 1 521 | 426 | 678 | 235 | 370 |
| SWEDEN | 5 077 | 14 839 | 1 426 | 4 893 | 786 | 2 627 |
| SWITZERLAND | 19 159 | 50 915 | 5 031 | 13 962 | 2 771 | 7 528 |
| AUSTRIA | 15 260 | 36 254 | 7 468 | 15 153 | 4 119 | 8 216 |
| SPAIN | 2 516 | 8 258 | 512 | 1 634 | 281 | 880 |
| YUGOSLAVIA | 2 229 | 4 760 | 548 | 1 239 | 302 | 673 |
| GREECE | 29 | 79 | 3 | 81 | 2 | 43 |
| POLAND | 5 275 | 9 665 | 1 368 | 2 379 | 752 | 1 287 |
| CZECHOSLOVA | 797 | 2 257 | 172 | 506 | 93 | 272 |
| HUNGARY | 4 240 | 8 794 | 1 520 | 3 482 | 837 | 1 882 |
| RUMANIA | 421 | 1 103 | 90 | 215 | 49 | 115 |
| USA | 1 133 | 2 550 | 754 | 2 051 | 413 | 1 106 |
| CANADA | 270 | 704 | 287 | 401 | 158 | 218 |
| P REP CHINA | 121 | 1 130 | 17 | 57 | 9 | 31 |
| JAPAN | 7 | 72 | 11 | 103 | 5 | 51 |
| HONG KONG | 11 | 102 | 7 | 66 | 3 | 32 |
| EXPORTS | 332 242 | 955 613 | 142 869 | 420 886 | 78 658 | 226 900 |
| FRANCE | 26 533 | 84 651 | 14 130 | 45 208 | 7 786 | 24 336 |
| BELGIUM LUX | 47 501 | 141 858 | 13 478 | 41 369 | 7 416 | 22 271 |
| NETHERLANDS | 106 712 | 319 045 | 35 242 | 108 533 | 19 390 | 58 446 |
| ITALY | 16 104 | 29 026 | 6 933 | 13 203 | 3 822 | 7 160 |
| UNTD KINGDOM | 8 710 | 23 385 | 7 854 | 22 018 | 4 318 | 11 845 |
| IRISH REP | 251 | 1 275 | 337 | 1 919 | 187 | 1 026 |
| DENMARK | 10 253 | 27 381 | 3 690 | 10 706 | 2 031 | 5 771 |
| ICELAND | 201 | 511 | 218 | 487 | 120 | 264 |
| NORWAY | 4 726 | 7 185 | 1 289 | 2 486 | 710 | 1 354 |
| SWEDEN | 5 578 | 20 123 | 4 226 | 14 387 | 2 324 | 7 747 |
| FINLAND | 871 | 2 148 | 540 | 1 603 | 299 | 866 |
| SWITZERLAND | 18 729 | 56 577 | 9 389 | 27 619 | 5 169 | 14 888 |
| AUSTRIA | 47 199 | 118 515 | 17 766 | 45 522 | 9 776 | 24 548 |
| PORTUGAL | 498 | 944 | 518 | 817 | 285 | 445 |
| SPAIN | 1 302 | 3 186 | 791 | 2 220 | 437 | 1 205 |

6 IMPORTS AND EXPORTS (SPECIAL TRADE) BY GROUPS OF THE SITC AND BY COUNTRIES OF PRODUCTION AND CONSUMPTION 1979

| GROUP COUNTRY | DT = 100 KG | | 1 000 DM | | 1 000 \$ | |
|------------------------------|-------------|-----------|-----------|----------|-----------|----------|
| | JULY/SEPT | JAN/SEPT | JULY/SEPT | JAN/SEPT | JULY/SEPT | JAN/SEPT |
| MALTA | 6 | 498 | 4 | 904 | 2 | 478 |
| YUGOSLAVIA | 3 515 | 10 967 | 3 817 | 7 605 | 2 121 | 4 134 |
| GREECE | 1 807 | 3 035 | 1 104 | 1 814 | 608 | 986 |
| TURKEY | 129 | 813 | 82 | 330 | 44 | 178 |
| USSR | 595 | 4 532 | 798 | 10 506 | 441 | 5 665 |
| POLAND | 227 | 284 | 231 | 366 | 125 | 198 |
| CZECHOSLOVA | 670 | 1 154 | 360 | 670 | 197 | 363 |
| HUNGARY | 816 | 930 | 492 | 745 | 271 | 405 |
| ROMANIA | 898 | 1 116 | 259 | 428 | 143 | 232 |
| BULGARIA | 407 | 1 438 | 37 | 129 | 20 | 68 |
| CANARY IS | | 144 | 2 | 114 | 1 | 60 |
| MOROCCO | 1 371 | 2 925 | 305 | 517 | 166 | 280 |
| ALGERIA | 407 | 2 056 | 544 | 2 250 | 301 | 1 212 |
| TUNISIA | 62 | 382 | 99 | 353 | 55 | 190 |
| LIBYA | 2 697 | 7 502 | 2 472 | 7 119 | 1 363 | 3 854 |
| EGYPT | 897 | 4 246 | 474 | 1 755 | 260 | 943 |
| SUDAN | 67 | 327 | 82 | 363 | 45 | 196 |
| MALI | | 257 | | 83 | | 44 |
| GUIN BISSAU | 1 | 451 | 7 | 131 | 4 | 69 |
| REP GUINEA | 56 | 458 | 37 | 191 | 20 | 102 |
| IVORY COAST | 275 | 584 | 192 | 417 | 105 | 226 |
| NIGERIA | 1 403 | 4 061 | 1 111 | 3 437 | 607 | 1 857 |
| CONGO | | 312 | | 210 | | 113 |
| ZAIRE | 727 | 2 250 | 178 | 531 | 98 | 288 |
| ANGOLA | 41 | 155 | 44 | 247 | 23 | 130 |
| ETHIOPIA | 2 | 45 | 7 | 68 | 4 | 37 |
| KENYA | 8 | 593 | 8 | 117 | 5 | 64 |
| UGANDA | | 165 | | 282 | | 153 |
| TANZANIA | 5 | 225 | 14 | 312 | 8 | 166 |
| MOZAMBIQUE | | 712 | | 347 | | 186 |
| MADAGASCAR | 23 | 53 | 51 | 131 | 28 | 71 |
| MAURITIUS | 44 | 111 | 121 | 298 | 67 | 160 |
| ZAMBIA | 21 | 78 | 80 | 139 | 43 | 75 |
| REP S AFRICA | 581 | 740 | 225 | 409 | 125 | 225 |
| USA | 1 550 | 2 670 | 1 602 | 3 387 | 880 | 1 832 |
| CANADA | 86 | 163 | 59 | 94 | 32 | 52 |
| GUATEMALA | 112 | 370 | 61 | 469 | 35 | 254 |
| EL SALVADOR | 24 | 51 | 38 | 67 | 21 | 37 |
| COSTA RICA | 159 | 428 | 44 | 289 | 24 | 156 |
| JAMAICA | 9 | 29 | 22 | 68 | 12 | 37 |
| COLOMBIA | 128 | 358 | 199 | 505 | 110 | 274 |
| VENEZUELA | 674 | 2 176 | 497 | 2 533 | 274 | 1 373 |
| ECUADOR | 42 | 341 | 45 | 210 | 24 | 113 |
| PERU | | 39 | | 92 | | 49 |
| BRAZIL | 155 | 237 | 215 | 292 | 118 | 159 |
| CHILE | 197 | 608 | 184 | 728 | 100 | 391 |
| BOLIVIA | 87 | 316 | 233 | 468 | 128 | 254 |
| PARAGUAY | 73 | 4 997 | 166 | 1 866 | 104 | 995 |
| URUGUAY | | 384 | | 182 | | 98 |
| ARGENTINA | 119 | 7 909 | 248 | 3 333 | 137 | 1 779 |
| CYPRUS | 16 | 243 | 47 | 291 | 9 | 153 |
| LEBANON | 25 | 91 | 51 | 99 | 27 | 53 |
| SYRIA | 318 | 620 | 123 | 381 | 66 | 204 |
| IRAQ | 1 426 | 3 056 | 815 | 2 069 | 451 | 1 116 |
| IRAN | 2 526 | 8 631 | 1 409 | 4 957 | 772 | 2 682 |
| ISRAEL | 663 | 1 533 | 1 051 | 1 970 | 581 | 1 072 |
| SAUDI ARABIA | 5 740 | 17 742 | 2 733 | 7 477 | 1 509 | 4 035 |
| KUWAIT | 99 | 2 564 | 149 | 1 083 | 82 | 586 |
| QATAR | 2 | 375 | 1 | 78 | | 40 |
| ARAB EMIRAT | 2 941 | 4 793 | 1 284 | 1 898 | 712 | 1 041 |
| OMAN | 100 | 101 | 179 | 182 | 100 | 102 |
| AFGHANISTAN | 103 | 274 | 68 | 143 | 36 | 76 |
| PAKISTAN | 21 | 123 | 80 | 225 | 44 | 124 |
| INDIA | | 813 | | 310 | | 164 |
| BANGLADESH | | 44 | | 132 | | 71 |
| THAILAND | 103 | 300 | 322 | 428 | 179 | 235 |
| INDONESIA | 205 | 645 | 190 | 569 | 104 | 308 |
| MALAYSIA | 17 | 25 | 22 | 71 | 13 | 40 |
| SINGAPORE | 67 | 130 | 62 | 161 | 33 | 85 |
| PHILIPPINES | 23 | 48 | 76 | 158 | 42 | 88 |
| SOUTH KOREA | 154 | 267 | 248 | 303 | 135 | 164 |
| JAPAN | 516 | 1 074 | 240 | 717 | 132 | 387 |
| AUSTRALIA | 459 | 655 | 214 | 480 | 117 | 261 |
| 693 WIRE PRODUCTS NON ELECTR | | | | | | |
| IMPORTS | 340 088 | 1 237 881 | 67 002 | 220 766 | 36 889 | 118 848 |
| FRANCE | 80 244 | 228 332 | 18 708 | 53 402 | 10 296 | 28 780 |
| BELGIUM LUX | 129 458 | 496 724 | 28 933 | 102 698 | 15 944 | 55 285 |
| NETHERLANDS | 43 186 | 145 847 | 4 312 | 14 061 | 2 369 | 7 555 |
| ITALY | 67 179 | 288 586 | 7 856 | 29 586 | 4 330 | 15 904 |
| UNTD KINGDOM | 3 278 | 5 778 | 1 056 | 2 580 | 583 | 1 396 |
| IRISH REP | 96 | 239 | 123 | 356 | 68 | 192 |
| DENMARK | 677 | 1 280 | 186 | 387 | 100 | 210 |
| NORWAY | 397 | 505 | 316 | 493 | 173 | 269 |
| SWEDEN | 274 | 772 | 322 | 835 | 181 | 452 |
| FINLAND | 506 | 520 | 374 | 384 | 205 | 209 |
| SWITZERLAND | 721 | 2 854 | 543 | 1 622 | 299 | 874 |
| AUSTRIA | 919 | 3 795 | 385 | 1 327 | 212 | 712 |
| PORTUGAL | 241 | 458 | 94 | 276 | 52 | 149 |
| SPAIN | 2 866 | 13 873 | 547 | 2 645 | 300 | 1 420 |

6 IMPORTS AND EXPORTS (SPECIAL TRADE) BY GROUPS OF THE SITC AND BY COUNTRIES OF PRODUCTION AND CONSUMPTION 1979

| GROUP COUNTRY | DT = 100 KG | | 1 000 DM | | 1 000 \$ | |
|------------------|-------------|-----------|-----------|----------|-----------|----------|
| | JULY/SEPT | JAN/SEPT | JULY/SEPT | JAN/SEPT | JULY/SEPT | JAN/SEPT |
| GREECE | 426 | 638 | 97 | 141 | 53 | 77 |
| POLAND | 4 008 | 25 734 | 442 | 2 142 | 241 | 1 147 |
| CZECHOSLOVA | 1 190 | 7 989 | 184 | 857 | 101 | 460 |
| RUMANIA | | 2 830 | | 349 | | 184 |
| USA | 502 | 1 573 | 1 541 | 4 527 | 846 | 2 440 |
| SOUTH KOREA | 2 920 | 7 977 | 708 | 1 567 | 388 | 848 |
| JAPAN | 335 | 375 | 149 | 223 | 82 | 122 |
| TAIWAN | 8 | 145 | 6 | 65 | 3 | 35 |
| HONG KONG | 374 | 379 | 60 | 65 | 32 | 35 |
| EXPORTS | 469 048 | 1 459 162 | 127 482 | 388 733 | 70 184 | 209 523 |
| FRANCE | 101 729 | 306 492 | 19 293 | 58 121 | 10 625 | 31 320 |
| BELGIUM LUX | 50 462 | 130 961 | 8 863 | 26 364 | 4 882 | 14 212 |
| NETHERLANDS | 103 478 | 286 139 | 16 561 | 48 130 | 9 118 | 25 938 |
| ITALY | 10 448 | 36 170 | 6 908 | 20 941 | 3 799 | 11 280 |
| UNITED KINGDOM | 15 028 | 47 868 | 8 567 | 24 613 | 4 713 | 13 275 |
| IRISH REP | 1 817 | 9 403 | 693 | 2 563 | 381 | 1 375 |
| DENMARK | 10 980 | 35 964 | 2 590 | 8 109 | 1 429 | 4 368 |
| ICELAND | 27 | 172 | 26 | 83 | 14 | 45 |
| NORWAY | 3 542 | 12 781 | 1 209 | 4 321 | 663 | 2 329 |
| SWEDEN | 23 173 | 77 077 | 4 641 | 14 280 | 2 557 | 7 703 |
| FINLAND | 1 654 | 10 062 | 2 125 | 6 929 | 1 170 | 3 730 |
| SWITZERLAND | 6 365 | 20 295 | 4 076 | 10 993 | 2 244 | 5 931 |
| AUSTRIA | 7 730 | 40 099 | 3 407 | 12 157 | 1 876 | 6 538 |
| PORTUGAL | 720 | 1 446 | 358 | 890 | 196 | 477 |
| SPAIN | 400 | 2 093 | 442 | 1 685 | 244 | 911 |
| YUGOSLAVIA | 2 472 | 7 138 | 1 456 | 4 057 | 804 | 2 184 |
| GREECE | 2 412 | 7 517 | 1 399 | 4 474 | 771 | 2 399 |
| TURKEY | 12 | 443 | 45 | 929 | 24 | 497 |
| USSR | 3 489 | 21 025 | 1 860 | 7 062 | 1 034 | 3 785 |
| POLAND | 2 958 | 9 771 | 1 257 | 3 466 | 689 | 1 870 |
| CZECHOSLOVA | 1 720 | 4 924 | 874 | 2 469 | 478 | 1 330 |
| HUNGARY | 2 566 | 10 667 | 930 | 3 472 | 512 | 1 871 |
| RUMANIA | 4 145 | 10 436 | 2 501 | 6 187 | 1 383 | 3 348 |
| BULGARIA | 11 305 | 21 911 | 2 200 | 5 430 | 1 206 | 2 932 |
| ALBANIA | | 76 | | 119 | | 64 |
| MOROCCO | 13 | 175 | 30 | 196 | 18 | 110 |
| ALGERIA | 735 | 7 202 | 234 | 1 119 | 128 | 607 |
| TUNISIA | 113 | 327 | 31 | 129 | 17 | 70 |
| LIBYA | 5 784 | 9 578 | 885 | 2 269 | 491 | 1 231 |
| EGYPT | 986 | 1 811 | 457 | 924 | 251 | 497 |
| SUDAN | 27 | 379 | 18 | 181 | 10 | 98 |
| NIGER | 353 | 375 | 131 | 139 | 73 | 77 |
| CHAD | 2 | 4 368 | 1 | 728 | 1 | 382 |
| LIBERIA | 972 | 1 981 | 183 | 420 | 101 | 225 |
| IVORY COAST | 86 | 1 070 | 26 | 195 | 14 | 104 |
| GHANA | 297 | 672 | 164 | 319 | 92 | 174 |
| BENIN | 1 | 768 | 1 | 179 | | 96 |
| NIGERIA | 1 502 | 8 702 | 603 | 1 832 | 331 | 990 |
| CAMEROON | 6 | 887 | 7 | 219 | 4 | 118 |
| GABON | 143 | 488 | 39 | 153 | 22 | 83 |
| CONGO | 6 | 221 | 4 | 63 | 2 | 33 |
| ZAIRE | 981 | 2 981 | 251 | 541 | 138 | 292 |
| ANGOLA | 300 | 375 | 92 | 121 | 52 | 67 |
| KENYA | 99 | 216 | 45 | 114 | 23 | 59 |
| TANZANIA | 95 | 347 | 114 | 420 | 62 | 226 |
| MADAGASCAR | | 371 | | 86 | | 46 |
| ZAMBIA | 375 | 639 | 205 | 354 | 113 | 193 |
| REP S AFRICA | 347 | 1 041 | 474 | 1 529 | 257 | 818 |
| USA | 15 012 | 58 728 | 11 525 | 36 537 | 6 343 | 19 676 |
| CANADA | 2 697 | 8 655 | 1 278 | 3 410 | 702 | 1 838 |
| MEXICO | 1 103 | 2 111 | 1 592 | 1 137 | 328 | 618 |
| GUATEMALA | 412 | 1 021 | 103 | 251 | 58 | 137 |
| REP HONDURAS | 151 | 354 | 40 | 99 | 22 | 53 |
| COSTA RICA | 176 | 364 | 44 | 127 | 24 | 70 |
| CUBA | 16 043 | 26 645 | 3 503 | 6 166 | 1 933 | 3 348 |
| DOMINIC REP | 93 | 336 | 20 | 77 | 11 | 42 |
| COLOMBIA | 7 | 927 | 28 | 341 | 15 | 183 |
| VENEZUELA | 496 | 2 600 | 321 | 980 | 178 | 530 |
| GUYANA | 366 | 1 001 | 124 | 319 | 68 | 171 |
| SURINAM | 108 | 407 | 22 | 121 | 12 | 65 |
| FRENCH GUIAN | 163 | 409 | 61 | 135 | 34 | 74 |
| ECUADOR | 133 | 259 | 69 | 163 | 37 | 87 |
| PERU | 12 | 318 | 13 | 116 | 8 | 63 |
| BRAZIL | 299 | 803 | 310 | 814 | 172 | 443 |
| CHILE | 1 811 | 2 737 | 535 | 1 073 | 291 | 574 |
| BOLIVIA | | 1 149 | | 255 | | 139 |
| URUGUAY | 52 | 381 | 18 | 111 | 9 | 58 |
| ARGENTINA | 524 | 1 509 | 339 | 848 | 185 | 457 |
| LEBANON | 234 | 711 | 80 | 364 | 45 | 198 |
| SYRIA | 755 | 970 | 290 | 522 | 161 | 284 |
| IRAQ | 207 | 1 540 | 134 | 420 | 74 | 225 |
| IRAN | 354 | 3 109 | 293 | 1 054 | 160 | 571 |
| ISRAEL | 1 557 | 4 812 | 524 | 1 810 | 291 | 978 |
| JORDAN | 125 | 587 | 99 | 222 | 55 | 122 |
| SAUDI ARABIA | 18 014 | 77 974 | 3 154 | 12 175 | 1 730 | 6 566 |
| KUWAIT | 664 | 1 759 | 214 | 645 | 117 | 346 |
| BAHRAIN | 218 | 351 | 49 | 91 | 28 | 50 |
| QATAR | 194 | 1 006 | 55 | 333 | 31 | 182 |
| ARAB EMIRAT | 895 | 1 311 | 185 | 313 | 103 | 169 |
| OMAN | 297 | 1 174 | 63 | 217 | 35 | 118 |

6 IMPORTS AND EXPORTS (SPECIAL TRADE) BY GROUPS OF THE SITC AND BY COUNTRIES OF PRODUCTION AND CONSUMPTION 1979

| GROUP COUNTRY | DT = 100 KG | | 1 000 DM | | 1 000 \$ | |
|------------------|-------------|----------|-----------|----------|-----------|----------|
| | JULY/SEPT | JAN/SEPT | JULY/SEPT | JAN/SEPT | JULY/SEPT | JAN/SEPT |
| NORTH YEMEN | 5 | 264 | 6 | 96 | 3 | 50 |
| AFGHANISTAN | | 268 | 1 | 99 | | 51 |
| PAKISTAN | 18 | 212 | 62 | 260 | 33 | 139 |
| INDIA | 41 | 120 | 148 | 514 | 82 | 279 |
| BANGLADESH | 16 | 49 | 42 | 55 | 23 | 30 |
| SRI LANKA | 12 | 36 | 16 | 71 | 8 | 37 |
| THAILAND | 43 | 568 | 57 | 549 | 32 | 293 |
| INDONESIA | 667 | 4 513 | 277 | 1 676 | 153 | 906 |
| MALAYSIA | 73 | 293 | 51 | 286 | 29 | 154 |
| SINGAPORE | 898 | 4 609 | 386 | 1 224 | 216 | 669 |
| PHILIPPINES | 78 | 487 | 92 | 446 | 53 | 241 |
| P REP CHINA | 19 054 | 72 803 | 3 715 | 15 030 | 2 041 | 8 092 |
| SOUTH KOREA | 195 | 841 | 626 | 1 584 | 346 | 853 |
| JAPAN | 77 | 408 | 419 | 1 296 | 229 | 698 |
| TAIWAN | 28 | 185 | 163 | 409 | 90 | 223 |
| HONG KONG | 441 | 5 595 | 198 | 1 668 | 110 | 900 |
| AUSTRALIA | 424 | 1 023 | 301 | 796 | 168 | 433 |
| PAPUA NEW G | 281 | 840 | 66 | 123 | 36 | 67 |
| NEW ZEALAND | 917 | 2 113 | 282 | 594 | 155 | 320 |

694 STL,COPPR NAILS,NUTS,ETC

| | | | | | | |
|--------------|---------|-----------|---------|---------|---------|---------|
| IMPORTS | 370 425 | 1 129 808 | 126 173 | 375 442 | 69 474 | 202 404 |
| FRANCE | 36 970 | 104 061 | 14 784 | 45 487 | 8 131 | 24 515 |
| BELGIUM LUX | 29 234 | 110 246 | 7 377 | 26 172 | 4 062 | 14 088 |
| NETHERLANDS | 31 089 | 96 929 | 8 845 | 28 184 | 4 869 | 15 182 |
| ITALY | 85 715 | 295 349 | 26 911 | 85 236 | 14 824 | 45 927 |
| UNTD KINGDOM | 8 177 | 23 556 | 6 996 | 20 237 | 3 853 | 10 907 |
| IRISH REP | 1 340 | 3 788 | 1 139 | 3 217 | 627 | 1 734 |
| DENMARK | 3 484 | 9 312 | 1 408 | 4 041 | 778 | 2 187 |
| NORWAY | 148 | 234 | 87 | 170 | 49 | 98 |
| SWEDEN | 7 546 | 22 931 | 3 891 | 12 036 | 2 140 | 6 484 |
| FINLAND | 19 | 66 | 44 | 134 | 24 | 72 |
| SWITZERLAND | 14 210 | 42 000 | 16 746 | 49 308 | 9 220 | 26 592 |
| AUSTRIA | 8 375 | 25 899 | 3 708 | 11 520 | 2 047 | 6 220 |
| SPAIN | 5 721 | 15 319 | 1 817 | 4 767 | 1 001 | 2 572 |
| YUGOSLAVIA | 2 499 | 11 980 | 577 | 1 714 | 317 | 922 |
| GREECE | 1 006 | 3 747 | 154 | 568 | 84 | 305 |
| POLAND | 21 672 | 75 306 | 1 938 | 6 165 | 1 068 | 3 318 |
| CZECHOSLOVA | 10 664 | 30 502 | 952 | 2 488 | 526 | 1 345 |
| HUNGARY | 8 344 | 24 169 | 812 | 2 452 | 447 | 1 324 |
| RUMANIA | 38 335 | 110 909 | 3 494 | 9 928 | 1 925 | 5 355 |
| BULGARIA | 5 894 | 14 637 | 689 | 1 734 | 380 | 936 |
| REP S AFRICA | 105 | 253 | 46 | 85 | 26 | 47 |
| USA | 6 550 | 16 481 | 10 469 | 30 200 | 5 746 | 16 249 |
| CANADA | 90 | 271 | 129 | 347 | 72 | 185 |
| BRAZIL | 212 | 271 | 150 | 197 | 85 | 109 |
| URUGUAY | 503 | 612 | 224 | 250 | 123 | 137 |
| ISRAEL | 1 | 81 | 1 | 151 | 1 | 81 |
| INDIA | 526 | 2 491 | 101 | 428 | 55 | 229 |
| MALAYSIA | 175 | 434 | 28 | 69 | 16 | 39 |
| SINGAPORE | 1 752 | 1 845 | 369 | 454 | 204 | 249 |
| P REP CHINA | 2 226 | 9 091 | 441 | 1 795 | 243 | 969 |
| SOUTH KOREA | 2 603 | 3 961 | 523 | 866 | 288 | 469 |
| JAPAN | 14 983 | 31 889 | 6 317 | 14 273 | 3 485 | 7 729 |
| TAIWAN | 18 487 | 31 671 | 4 525 | 8 263 | 2 493 | 4 486 |
| HONG KONG | 1 766 | 9 321 | 457 | 2 391 | 253 | 1 285 |
| AUSTRALIA | | 174 | | 65 | | 33 |
| EXPORTS | 365 596 | 1 144 148 | 208 603 | 639 160 | 114 892 | 344 549 |
| FRANCE | 47 750 | 164 747 | 27 571 | 89 674 | 15 194 | 48 331 |
| BELGIUM LUX | 46 550 | 142 057 | 23 163 | 73 036 | 12 764 | 39 364 |
| NETHERLANDS | 58 619 | 175 825 | 30 893 | 93 460 | 17 008 | 50 380 |
| ITALY | 10 116 | 31 719 | 8 344 | 26 228 | 4 602 | 14 138 |
| UNTD KINGDOM | 30 528 | 90 268 | 15 154 | 42 571 | 8 337 | 22 965 |
| IRISH REP | 1 852 | 5 162 | 852 | 2 501 | 471 | 1 354 |
| DENMARK | 15 927 | 46 818 | 8 917 | 26 496 | 4 908 | 14 283 |
| ICELAND | 301 | 551 | 198 | 412 | 108 | 220 |
| NORWAY | 6 541 | 23 040 | 3 306 | 10 972 | 1 823 | 5 918 |
| SWEDEN | 20 805 | 68 752 | 14 258 | 46 357 | 7 863 | 24 990 |
| FINLAND | 6 770 | 19 707 | 3 891 | 11 360 | 2 145 | 6 133 |
| SWITZERLAND | 30 924 | 83 610 | 16 383 | 46 368 | 9 020 | 25 021 |
| AUSTRIA | 26 319 | 81 592 | 14 442 | 43 780 | 7 955 | 23 601 |
| PORTUGAL | 873 | 3 450 | 782 | 2 768 | 432 | 1 490 |
| SPAIN | 3 984 | 12 667 | 2 803 | 9 243 | 1 557 | 4 994 |
| MALTA | 187 | 434 | 233 | 651 | 127 | 346 |
| YUGOSLAVIA | 977 | 4 730 | 1 205 | 4 812 | 661 | 2 590 |
| GREECE | 2 330 | 7 017 | 1 339 | 4 040 | 739 | 2 170 |
| TURKEY | 83 | 410 | 187 | 645 | 104 | 351 |
| USSR | 315 | 715 | 261 | 578 | 145 | 314 |
| POLAND | 1 486 | 3 031 | 1 082 | 2 097 | 600 | 1 140 |
| CZECHOSLOVA | 1 076 | 2 954 | 729 | 1 947 | 400 | 1 047 |
| HUNGARY | 1 962 | 9 029 | 1 635 | 5 789 | 899 | 3 103 |
| RUMANIA | 115 | 372 | 83 | 291 | 42 | 153 |
| BULGARIA | 941 | 2 705 | 475 | 1 210 | 260 | 653 |
| CANARY IS | 182 | 219 | 67 | 107 | 36 | 59 |
| MOROCCO | 170 | 1 598 | 94 | 779 | 50 | 410 |
| ALGERIA | 2 001 | 6 956 | 1 129 | 3 676 | 624 | 1 985 |
| TUNISIA | 61 | 144 | 80 | 225 | 43 | 119 |
| LIBYA | 391 | 712 | 183 | 581 | 101 | 308 |

6 IMPORTS AND EXPORTS (SPECIAL TRADE) BY GROUPS OF THE SITC AND BY COUNTRIES OF PRODUCTION AND CONSUMPTION 1979

| GROUP COUNTRY | DT = 100 KG | | 1 000 DM | | 1 000 \$ | |
|------------------|-------------|----------|-----------|----------|-----------|----------|
| | JULY/SEPT | JAN/SEPT | JULY/SEPT | JAN/SEPT | JULY/SEPT | JAN/SEPT |
| EGYPT | 320 | 2 023 | 424 | 1 543 | 231 | 826 |
| LIBERIA | 184 | 435 | 75 | 183 | 42 | 100 |
| IVORY COAST | 82 | 259 | 53 | 181 | 30 | 98 |
| GHANA | 1 | 734 | 7 | 283 | 3 | 153 |
| TOGO | 584 | 849 | 149 | 239 | 80 | 124 |
| NIGERIA | 1 515 | 3 727 | 646 | 1 945 | 353 | 1 051 |
| CAMEROUN | 232 | 276 | 70 | 108 | 38 | 58 |
| ZAIRE | 186 | 836 | 97 | 318 | 53 | 171 |
| ANGOLA | 289 | 550 | 164 | 434 | 88 | 231 |
| ETHIOPIA | 35 | 182 | 21 | 132 | 11 | 69 |
| KENYA | 1 040 | 1 949 | 182 | 435 | 100 | 233 |
| TANZANIA | 48 | 171 | 22 | 83 | 11 | 44 |
| ZAMBIA | 112 | 216 | 49 | 100 | 26 | 53 |
| REP S AFRICA | 2 063 | 5 171 | 1 754 | 4 084 | 964 | 2 205 |
| USA | 19 722 | 71 182 | 10 473 | 33 553 | 5 768 | 18 077 |
| CANADA | 752 | 2 168 | 476 | 1 348 | 261 | 730 |
| MEXICO | 93 | 301 | 196 | 571 | 108 | 305 |
| GUATEMALA | 89 | 510 | 85 | 252 | 52 | 138 |
| REP HONDURAS | 71 | 374 | 40 | 150 | 20 | 78 |
| EL SALVADOR | 40 | 171 | 25 | 124 | 15 | 70 |
| COSTA RICA | 164 | 458 | 108 | 285 | 60 | 155 |
| PANAM EX CZ | 34 | 81 | 27 | 68 | 16 | 39 |
| CUBA | 423 | 1 774 | 212 | 900 | 117 | 482 |
| REP HAITI | 205 | 651 | 75 | 243 | 42 | 133 |
| DOMINIC REP | 64 | 295 | 32 | 103 | 17 | 56 |
| JAMAICA | 244 | 545 | 100 | 195 | 55 | 104 |
| TRINIDAD TOB | 241 | 842 | 60 | 214 | 34 | 117 |
| NETH ANTILL | 126 | 209 | 50 | 93 | 28 | 51 |
| COLOMBIA | 82 | 290 | 50 | 192 | 27 | 102 |
| VENEZUELA | 567 | 1 889 | 332 | 1 392 | 182 | 751 |
| SURINAM | 213 | 337 | 80 | 134 | 45 | 77 |
| ECUADOR | 131 | 655 | 69 | 252 | 38 | 135 |
| PERU | 64 | 138 | 63 | 179 | 37 | 97 |
| BRAZIL | 161 | 794 | 557 | 1 593 | 305 | 853 |
| CHILE | 64 | 160 | 62 | 197 | 30 | 99 |
| URUGUAY | 4 | 57 | 48 | 182 | 26 | 96 |
| ARGENTINA | 79 | 670 | 239 | 1 185 | 132 | 638 |
| CYPRUS | 103 | 317 | 76 | 201 | 40 | 104 |
| LEBANON | 783 | 1 536 | 317 | 653 | 172 | 354 |
| SYRIA | 582 | 5 068 | 232 | 981 | 127 | 529 |
| IRAQ | 289 | 572 | 231 | 595 | 129 | 323 |
| IRAN | 1 978 | 5 035 | 1 399 | 3 486 | 771 | 1 894 |
| ISRAEL | 389 | 2 113 | 355 | 1 403 | 193 | 753 |
| JORDAN | 444 | 1 530 | 175 | 558 | 97 | 302 |
| SAUDI ARABIA | 3 562 | 12 056 | 2 226 | 6 231 | 1 231 | 3 377 |
| KUWAIT | 506 | 1 380 | 434 | 1 193 | 236 | 643 |
| BAHRAIN | 256 | 563 | 202 | 450 | 116 | 244 |
| QATAR | 47 | 145 | 36 | 97 | 19 | 51 |
| ARAB EMIRAT | 249 | 575 | 191 | 513 | 102 | 273 |
| OMAN | 31 | 489 | 15 | 153 | 8 | 82 |
| NORTH YEMEN | 78 | 162 | 21 | 72 | 12 | 39 |
| AFGHANISTAN | 30 | 75 | 98 | 121 | 52 | 64 |
| PAKISTAN | 58 | 119 | 100 | 185 | 56 | 102 |
| INDIA | 50 | 206 | 264 | 913 | 146 | 496 |
| BANGLADESH | 73 | 394 | 33 | 152 | 18 | 81 |
| SRI LANKA | 43 | 139 | 42 | 99 | 23 | 53 |
| THAILAND | 130 | 281 | 99 | 245 | 57 | 134 |
| INDONESIA | 765 | 2 732 | 344 | 1 329 | 190 | 715 |
| MALAYSIA | 303 | 847 | 196 | 481 | 106 | 257 |
| SINGAPORE | 470 | 1 406 | 862 | 2 405 | 478 | 1 299 |
| PHILIPPINES | 1 647 | 6 576 | 698 | 2 858 | 385 | 1 534 |
| SOUTH KOREA | 147 | 627 | 129 | 564 | 70 | 302 |
| JAPAN | 744 | 1 883 | 1 625 | 3 342 | 891 | 1 804 |
| TAIWAN | 40 | 96 | 133 | 246 | 75 | 134 |
| HONG KONG | 255 | 637 | 196 | 450 | 108 | 241 |
| AUSTRALIA | 601 | 2 082 | 692 | 2 100 | 381 | 1 126 |
| NEW ZEALAND | 187 | 599 | 117 | 356 | 67 | 193 |

695 TOOLS

| IMPORTS | 121 394 | 380 995 | 238 688 | 738 031 | 131 379 | 397 588 |
|--------------|---------|---------|---------|---------|---------|---------|
| FRANCE | 11 104 | 35 968 | 24 144 | 76 413 | 13 287 | 41 155 |
| BELGIUM LUX | 3 286 | 18 663 | 8 825 | 38 363 | 4 862 | 20 576 |
| NETHERLANDS | 9 765 | 24 472 | 21 361 | 57 253 | 11 762 | 30 900 |
| ITALY | 10 856 | 39 625 | 17 427 | 53 899 | 9 585 | 29 026 |
| UNTD KINGDOM | 4 991 | 15 191 | 13 768 | 41 957 | 7 589 | 22 592 |
| IRISH REP | 863 | 2 622 | 1 936 | 5 303 | 1 067 | 2 871 |
| DENMARK | 1 065 | 4 006 | 2 816 | 8 922 | 1 554 | 4 803 |
| NORWAY | 171 | 417 | 369 | 889 | 201 | 483 |
| SWEDEN | 3 463 | 11 952 | 26 690 | 89 573 | 14 697 | 48 190 |
| FINLAND | 47 | 141 | 124 | 326 | 66 | 174 |
| SWITZERLAND | 5 807 | 16 640 | 35 000 | 101 941 | 19 269 | 54 969 |
| AUSTRIA | 4 238 | 16 236 | 15 421 | 52 755 | 8 479 | 28 414 |
| PORTUGAL | 200 | 673 | 1 110 | 3 252 | 610 | 1 753 |
| SPAIN | 3 836 | 11 921 | 5 348 | 18 010 | 2 950 | 9 700 |
| MALTA | 13 | 52 | 118 | 288 | 63 | 153 |
| YUGOSLAVIA | 1 283 | 4 974 | 3 677 | 11 134 | 2 023 | 6 008 |
| GREECE | 9 | 36 | 447 | 1 364 | 245 | 737 |
| TURKEY | 104 | 125 | 197 | 240 | 109 | 132 |
| USSR | 355 | 2 004 | 83 | 517 | 43 | 276 |
| POLAND | 5 298 | 15 641 | 2 686 | 8 893 | 1 482 | 4 787 |

6 IMPORTS AND EXPORTS (SPECIAL TRADE) BY GROUPS OF THE SITC AND BY COUNTRIES OF PRODUCTION AND CONSUMPTION 1979

| GROUP COUNTRY | DT = 100 KG | | 1 000 DM | | 1 000 \$ | |
|------------------|-------------|----------|-----------|-----------|-----------|----------|
| | JULY/SEPT | JAN/SEPT | JULY/SEPT | JAN/SEPT | JULY/SEPT | JAN/SEPT |
| CZECHOSLOVA | 844 | 2 619 | 896 | 3 061 | 494 | 1 651 |
| HUNGARY | 2 283 | 6 363 | 1 685 | 4 739 | 932 | 2 566 |
| RUMANIA | 3 763 | 12 396 | 1 456 | 5 581 | 802 | 3 008 |
| BULGARIA | 34 | 276 | 82 | 415 | 45 | 222 |
| CANARY IS | 101 | 273 | 186 | 500 | 101 | 268 |
| REP S AFRICA | 168 | 2 685 | 287 | 1 899 | 158 | 1 014 |
| USA | 5 490 | 16 174 | 20 869 | 60 626 | 11 472 | 32 653 |
| CANADA | 49 | 100 | 357 | 869 | 194 | 468 |
| BRAZIL | 470 | 1 057 | 459 | 946 | 254 | 518 |
| ARGENTINA | 12 | 451 | 7 | 815 | 4 | 439 |
| ISRAEL | 69 | 366 | 903 | 3 231 | 495 | 1 732 |
| PAKISTAN | 60 | 109 | 70 | 175 | 39 | 95 |
| INDIA | 9 854 | 25 811 | 3 877 | 11 520 | 2 131 | 6 209 |
| SINGAPORE | 2 | 8 | 26 | 102 | 14 | 55 |
| P REP CHINA | 7 217 | 18 399 | 2 235 | 5 755 | 1 230 | 3 103 |
| SOUTH KOREA | 527 | 1 096 | 306 | 764 | 169 | 409 |
| JAPAN | 13 799 | 42 003 | 17 578 | 49 386 | 9 676 | 26 652 |
| TAIWAN | 6 985 | 21 139 | 3 604 | 10 128 | 1 986 | 5 473 |
| HONG KONG | 2 878 | 8 101 | 2 148 | 5 713 | 1 180 | 3 079 |
| AUSTRALIA | 4 | 19 | 20 | 75 | 8 | 38 |
| NEW ZEALAND | | 118 | 16 | 175 | 10 | 95 |
| EXPORTS | 213 303 | 690 368 | 495 019 | 1 551 264 | 272 611 | 836 011 |
| FRANCE | 20 093 | 66 392 | 53 239 | 173 444 | 29 321 | 93 434 |
| BELGIUM LUX | 20 211 | 66 419 | 34 477 | 118 603 | 19 002 | 63 863 |
| NETHERLANDS | 27 523 | 89 174 | 55 995 | 182 698 | 30 852 | 98 482 |
| ITALY | 12 884 | 40 494 | 37 618 | 113 412 | 20 737 | 61 116 |
| UNTD KINGDOM | 19 544 | 77 468 | 25 933 | 82 832 | 14 275 | 44 590 |
| IRISH REP | 1 649 | 6 318 | 2 314 | 10 066 | 1 274 | 5 417 |
| DENMARK | 5 846 | 17 568 | 13 876 | 41 330 | 7 644 | 22 292 |
| ICELAND | 198 | 571 | 444 | 1 230 | 246 | 659 |
| NORWAY | 2 492 | 7 948 | 6 952 | 21 437 | 3 830 | 11 561 |
| SWEDEN | 7 829 | 21 706 | 17 807 | 53 495 | 9 832 | 28 871 |
| FINLAND | 1 678 | 5 751 | 4 687 | 15 048 | 2 579 | 8 101 |
| SWITZERLAND | 14 602 | 48 123 | 44 318 | 140 763 | 24 410 | 75 855 |
| AUSTRIA | 12 414 | 45 152 | 29 822 | 96 783 | 16 415 | 52 173 |
| PORTUGAL | 1 408 | 4 308 | 4 212 | 11 568 | 2 310 | 6 230 |
| SPAIN | 1 717 | 4 806 | 5 621 | 17 983 | 3 096 | 9 686 |
| ANDORRA | 4 | 14 | 21 | 67 | 11 | 35 |
| MALTA | 137 | 370 | 254 | 712 | 140 | 385 |
| YUGOSLAVIA | 1 612 | 6 561 | 7 148 | 23 420 | 3 944 | 12 612 |
| GREECE | 1 819 | 6 982 | 4 363 | 16 366 | 2 401 | 8 806 |
| TURKEY | 909 | 3 268 | 1 784 | 7 655 | 984 | 4 111 |
| USSR | 449 | 1 790 | 4 482 | 12 730 | 2 462 | 6 866 |
| POLAND | 206 | 925 | 3 322 | 7 578 | 1 829 | 4 112 |
| CZECHOSLOVA | 529 | 1 085 | 3 934 | 9 191 | 2 164 | 4 964 |
| HUNGARY | 1 161 | 3 550 | 5 973 | 17 115 | 3 283 | 9 226 |
| RUMANIA | 150 | 430 | 2 227 | 5 748 | 1 231 | 3 119 |
| BULGARIA | 433 | 510 | 1 212 | 2 052 | 670 | 1 113 |
| CANARY IS | 91 | 460 | 224 | 925 | 123 | 492 |
| MOROCCO | 73 | 689 | 179 | 1 329 | 98 | 705 |
| ALGERIA | 2 034 | 5 060 | 3 766 | 8 897 | 2 068 | 4 808 |
| TUNISIA | 190 | 498 | 380 | 1 059 | 206 | 569 |
| LIBYA | 733 | 2 372 | 1 205 | 4 379 | 665 | 2 352 |
| EGYPT | 780 | 2 566 | 1 969 | 6 266 | 1 086 | 3 384 |
| SUDAN | 158 | 709 | 297 | 1 266 | 162 | 680 |
| MALI | 12 | 68 | 27 | 154 | 14 | 82 |
| NIGER | 6 | 17 | 33 | 67 | 18 | 36 |
| CHAD | 21 | 38 | 38 | 134 | 21 | 73 |
| SENEGAL | 44 | 97 | 83 | 187 | 43 | 97 |
| REP GUINEA | | 33 | 2 | 93 | 1 | 50 |
| SIERRA LEONE | 75 | 161 | 63 | 158 | 34 | 85 |
| LIBERIA | 161 | 344 | 348 | 1 001 | 191 | 542 |
| IVORY COAST | 682 | 1 813 | 597 | 1 712 | 330 | 928 |
| GHANA | 52 | 281 | 137 | 825 | 75 | 446 |
| TOGO | 32 | 54 | 58 | 113 | 32 | 60 |
| BENIN | 71 | 106 | 65 | 125 | 35 | 67 |
| NIGERIA | 2 137 | 4 604 | 3 138 | 6 588 | 1 722 | 3 573 |
| CAMEROON | 81 | 239 | 137 | 365 | 75 | 195 |
| CENT AFR EMP | 13 | 58 | 33 | 96 | 18 | 50 |
| GABON | 44 | 133 | 212 | 350 | 116 | 185 |
| CONGO | 127 | 277 | 99 | 228 | 55 | 122 |
| ZAIRE | 181 | 627 | 328 | 1 205 | 179 | 646 |
| RWANDA | 50 | 151 | 93 | 212 | 50 | 115 |
| BURUNDI | 28 | 91 | 94 | 251 | 54 | 138 |
| ANGOLA | 515 | 1 652 | 1 286 | 3 424 | 713 | 1 856 |
| ETHIOPIA | 172 | 474 | 277 | 875 | 153 | 470 |
| DJIBOUTI | 17 | 68 | 21 | 80 | 12 | 43 |
| SOMALIA | 13 | 69 | 58 | 207 | 31 | 110 |
| KENYA | 138 | 755 | 255 | 980 | 133 | 516 |
| UGANDA | 19 | 53 | 53 | 82 | 29 | 44 |
| TANZANIA | 408 | 965 | 431 | 1 194 | 238 | 639 |
| MOZAMBIQUE | 2 | 24 | 13 | 78 | 6 | 40 |
| MADAGASCAR | 65 | 168 | 193 | 449 | 105 | 242 |
| REUNION | 43 | 137 | 58 | 138 | 32 | 79 |
| MAURITIUS | 11 | 102 | 19 | 155 | 9 | 81 |
| ZAMBIA | 335 | 488 | 634 | 1 008 | 349 | 548 |
| MALAWI | 26 | 145 | 30 | 128 | 15 | 71 |
| REP S AFRICA | 2 432 | 6 217 | 6 324 | 16 098 | 3 476 | 8 684 |
| USA | 4 957 | 17 316 | 21 607 | 70 808 | 11 907 | 38 134 |
| CANADA | 1 472 | 5 715 | 3 174 | 11 196 | 1 745 | 6 012 |

6 IMPORTS AND EXPORTS (SPECIAL TRADE) BY GROUPS OF THE SITC AND BY COUNTRIES OF PRODUCTION AND CONSUMPTION 1979

| GROUP COUNTRY | DT = 100 KG JULY/SEPT | JAN/SEPT | 1 000 DM JULY/SEPT | JAN/SEPT | 1 000 \$ JULY/SEPT | JAN/SEPT |
|------------------|--------------------------|----------|-----------------------|----------|-----------------------|----------|
| MEXICO | 914 | 2 098 | 2 750 | 7 105 | 1 507 | 3 836 |
| GUATEMALA | 338 | 1 144 | 364 | 1 252 | 197 | 667 |
| REP HONDURAS | 158 | 443 | 214 | 658 | 116 | 349 |
| EL SALVADOR | 117 | 509 | 164 | 750 | 89 | 406 |
| NICARAGUA | 12 | 105 | 14 | 125 | 7 | 67 |
| COSTA RICA | 266 | 813 | 533 | 1 547 | 288 | 825 |
| PANAM EX CZ | 67 | 214 | 106 | 318 | 56 | 163 |
| CUBA | 387 | 859 | 278 | 996 | 154 | 533 |
| REP HAITI | 102 | 303 | 84 | 250 | 48 | 135 |
| DOMINIC REP | 149 | 545 | 189 | 676 | 104 | 365 |
| GUADELOUPE | 44 | 90 | 60 | 140 | 34 | 76 |
| MARTINIQUE | 42 | 85 | 81 | 153 | 42 | 77 |
| JAMAICA | 27 | 90 | 36 | 185 | 19 | 98 |
| BARBADOS | 26 | 43 | 29 | 53 | 17 | 30 |
| TRINIDAD TOB | 133 | 271 | 210 | 472 | 117 | 254 |
| NETH ANTILL | 99 | 262 | 136 | 394 | 79 | 218 |
| COLOMBIA | 1 104 | 2 888 | 1 468 | 3 670 | 816 | 1 998 |
| VENEZUELA | 1 192 | 3 344 | 2 791 | 7 481 | 1 539 | 4 052 |
| GUYANA | 19 | 59 | 19 | 82 | 10 | 45 |
| SURINAM | 117 | 242 | 183 | 380 | 102 | 210 |
| ECUADOR | 485 | 1 286 | 777 | 2 053 | 431 | 1 112 |
| PERU | 188 | 360 | 482 | 1 143 | 266 | 619 |
| BRAZIL | 949 | 8 021 | 4 514 | 14 036 | 2 484 | 7 565 |
| CHILE | 477 | 1 423 | 1 183 | 3 509 | 653 | 1 891 |
| BOLIVIA | 187 | 603 | 316 | 1 096 | 173 | 584 |
| PARAGUAY | 219 | 570 | 421 | 1 042 | 229 | 559 |
| URUGUAY | 433 | 1 160 | 317 | 1 046 | 178 | 564 |
| ARGENTINA | 991 | 2 087 | 2 403 | 6 172 | 1 329 | 3 337 |
| CYPRUS | 196 | 464 | 326 | 783 | 179 | 412 |
| LEBANON | 526 | 1 217 | 754 | 1 902 | 412 | 1 023 |
| SYRIA | 1 017 | 2 612 | 1 071 | 3 527 | 587 | 1 896 |
| IRAQ | 3 461 | 6 311 | 5 293 | 11 082 | 2 922 | 6 026 |
| IRAN | 2 644 | 6 399 | 6 359 | 24 975 | 3 500 | 13 435 |
| ISRAEL | 815 | 2 943 | 2 287 | 7 290 | 1 258 | 3 932 |
| JORDAN | 216 | 989 | 340 | 1 503 | 189 | 813 |
| SAUDI ARABIA | 5 473 | 14 889 | 7 866 | 22 147 | 4 323 | 11 938 |
| KUWAIT | 408 | 1 841 | 763 | 2 967 | 419 | 1 594 |
| BAHRAIN | 127 | 338 | 197 | 623 | 106 | 332 |
| QATAR | 148 | 405 | 259 | 833 | 138 | 447 |
| ARAB EMIRAT | 446 | 1 772 | 895 | 3 427 | 495 | 1 839 |
| OMAN | 34 | 211 | 76 | 381 | 41 | 203 |
| NORTH YEMEN | 647 | 1 646 | 444 | 1 223 | 246 | 665 |
| SOUTH YEMEN | 86 | 395 | 98 | 645 | 55 | 349 |
| AFGHANISTAN | 144 | 649 | 114 | 688 | 63 | 364 |
| PAKISTAN | 181 | 573 | 527 | 1 808 | 290 | 974 |
| INDIA | 425 | 927 | 1 835 | 4 893 | 1 013 | 2 643 |
| BANGLADESH | 204 | 1 295 | 209 | 1 493 | 115 | 801 |
| SRI LANKA | 194 | 388 | 230 | 481 | 129 | 264 |
| NEPAL | 3 | 6 | 6 | 189 | 4 | 101 |
| BURMA | 260 | 916 | 249 | 2 091 | 138 | 1 122 |
| THAILAND | 508 | 3 393 | 1 753 | 7 264 | 968 | 3 924 |
| INDONESIA | 1 870 | 5 465 | 2 740 | 7 139 | 1 510 | 3 863 |
| MALAYSIA | 475 | 1 498 | 1 118 | 2 785 | 616 | 1 502 |
| SINGAPORE | 1 099 | 2 993 | 3 055 | 7 592 | 1 679 | 4 103 |
| PHILIPPINES | 471 | 1 825 | 643 | 2 501 | 351 | 1 340 |
| P REP CHINA | 307 | 551 | 3 261 | 5 987 | 1 785 | 3 243 |
| NORTH KOREA | 10 | 63 | 49 | 345 | 28 | 184 |
| SOUTH KOREA | 133 | 747 | 663 | 4 257 | 364 | 2 279 |
| JAPAN | 2 275 | 4 147 | 3 930 | 12 339 | 2 163 | 6 668 |
| TAIWAN | 85 | 306 | 464 | 1 503 | 257 | 813 |
| HONG KONG | 334 | 822 | 974 | 2 658 | 539 | 1 430 |
| AUSTRALIA | 1 870 | 5 515 | 4 450 | 12 616 | 2 447 | 6 803 |
| PAPUA NEW G | 57 | 238 | 105 | 359 | 57 | 190 |
| NEW ZEALAND | 598 | 1 335 | 985 | 2 696 | 543 | 1 460 |
| AMER OCEANIA | 82 | 84 | 105 | 106 | 58 | 59 |
| NEW CALEDON | 16 | 46 | 35 | 98 | 18 | 51 |
| FIJI | 111 | 207 | 83 | 161 | 46 | 87 |
| FR POLYNESIA | 38 | 116 | 57 | 243 | 31 | 129 |
| UNID COUNTR | | 9 | | 144 | | 77 |
| 696 CUTLERY | | | | | | |
| IMPORTS | 27 234 | 87 413 | 58 210 | 178 230 | 32 043 | 96 080 |
| FRANCE | 513 | 1 533 | 1 397 | 4 495 | 773 | 2 424 |
| BELGIUM LUX | 56 | 88 | 144 | 345 | 80 | 186 |
| NETHERLANDS | 679 | 1 949 | 3 281 | 9 422 | 1 810 | 5 083 |
| ITALY | 2 420 | 8 367 | 6 754 | 22 245 | 3 713 | 11 958 |
| UNTD KINGDOM | 1 939 | 5 388 | 5 041 | 14 156 | 2 773 | 7 639 |
| DENMARK | 38 | 93 | 184 | 335 | 100 | 183 |
| NORWAY | 2 | 6 | 33 | 87 | 18 | 47 |
| SWEDEN | 23 | 75 | 121 | 352 | 64 | 186 |
| FINLAND | 108 | 246 | 586 | 1 310 | 321 | 708 |
| SWITZERLAND | 622 | 1 935 | 4 519 | 13 812 | 2 488 | 7 441 |
| AUSTRIA | 202 | 589 | 479 | 1 669 | 263 | 900 |
| PORTUGAL | 42 | 187 | 92 | 401 | 50 | 214 |
| SPAIN | 782 | 2 461 | 2 701 | 8 780 | 1 480 | 4 725 |
| EGYPT | 78 | 78 | 58 | 58 | 32 | 32 |
| USA | 1 478 | 4 290 | 6 119 | 18 740 | 3 368 | 10 101 |
| MEXICO | | 12 | | 120 | | 64 |
| BRAZIL | 61 | 219 | 228 | 794 | 125 | 425 |
| ISRAEL | 4 | 29 | 13 | 128 | 7 | 70 |

6 IMPORTS AND EXPORTS (SPECIAL TRADE) BY GROUPS OF THE SITC AND BY COUNTRIES OF PRODUCTION AND CONSUMPTION 1979

| GROUP COUNTRY | DT = 100 KG | | 1 000 DM | | 1 000 \$ | |
|------------------|-------------|----------|-----------|----------|-----------|----------|
| | JULY/SEPT | JAN/SEPT | JULY/SEPT | JAN/SEPT | JULY/SEPT | JAN/SEPT |
| PAKISTAN | 31 | 136 | 72 | 360 | 37 | 189 |
| INDIA | 30 | 64 | 36 | 76 | 19 | 43 |
| THAILAND | 317 | 872 | 739 | 1 931 | 404 | 1 042 |
| SINGAPORE | 750 | 1 523 | 810 | 3 660 | 445 | 1 962 |
| P REP CHINA | 368 | 637 | 207 | 332 | 115 | 181 |
| SOUTH KOREA | 3 141 | 21 244 | 3 687 | 19 271 | 2 030 | 10 385 |
| JAPAN | 10 921 | 28 271 | 18 183 | 47 851 | 10 026 | 25 839 |
| TAIWAN | 1 468 | 4 209 | 1 389 | 4 102 | 767 | 2 216 |
| HONG KONG | 1 047 | 2 592 | 1 186 | 3 063 | 651 | 1 654 |
| EXPORTS | 26 721 | 82 923 | 116 506 | 349 578 | 64 168 | 188 468 |
| FRANCE | 3 633 | 12 057 | 13 608 | 43 001 | 7 500 | 23 180 |
| BELGIUM LUX | 1 683 | 5 073 | 7 230 | 22 313 | 3 981 | 12 031 |
| NETHERLANDS | 2 065 | 6 551 | 10 283 | 31 619 | 5 676 | 17 061 |
| ITALY | 2 677 | 9 832 | 9 628 | 33 280 | 5 306 | 17 920 |
| UNTD KINGDOM | 3 290 | 9 464 | 13 311 | 36 827 | 7 321 | 19 868 |
| IRISH REP | 138 | 344 | 617 | 1 504 | 341 | 814 |
| DENMARK | 832 | 2 636 | 3 416 | 11 021 | 1 882 | 5 928 |
| ICELAND | 23 | 55 | 134 | 325 | 74 | 172 |
| NORWAY | 345 | 997 | 1 507 | 4 716 | 837 | 2 553 |
| SWEDEN | 414 | 1 435 | 1 938 | 6 091 | 1 066 | 3 287 |
| FINLAND | 219 | 735 | 910 | 2 802 | 500 | 1 515 |
| SWITZERLAND | 1 241 | 3 849 | 7 201 | 21 293 | 3 968 | 11 475 |
| AUSTRIA | 1 231 | 3 972 | 5 675 | 16 913 | 3 124 | 9 115 |
| PORTUGAL | 355 | 907 | 840 | 2 256 | 462 | 1 217 |
| SPAIN | 233 | 680 | 1 044 | 2 944 | 578 | 1 583 |
| ANDORRA | 30 | 62 | 238 | 507 | 131 | 271 |
| MALTA | 18 | 61 | 103 | 378 | 56 | 199 |
| YUGOSLAVIA | 160 | 344 | 1 268 | 2 753 | 700 | 1 494 |
| GREECE | 392 | 1 253 | 1 167 | 4 096 | 646 | 2 206 |
| TURKEY | 121 | 378 | 291 | 871 | 161 | 463 |
| USSR | 2 | 8 | 14 | 66 | 7 | 36 |
| POLAND | 4 | 14 | 19 | 56 | 9 | 30 |
| CZECHOSLOVA | 75 | 92 | 234 | 406 | 130 | 224 |
| HUNGARY | 54 | 110 | 229 | 433 | 125 | 233 |
| BULGARIA | 4 | 14 | 28 | 103 | 14 | 54 |
| CANARY IS | 31 | 47 | 178 | 289 | 97 | 160 |
| MOROCCO | 265 | 462 | 562 | 1 176 | 308 | 630 |
| ALGERIA | 70 | 225 | 183 | 603 | 103 | 325 |
| TUNISIA | 20 | 65 | 48 | 154 | 25 | 83 |
| LIBYA | 107 | 699 | 310 | 2 092 | 169 | 1 128 |
| EGYPT | 51 | 150 | 294 | 538 | 162 | 296 |
| SENEGAL | 12 | 48 | 29 | 98 | 17 | 54 |
| LIBERIA | 34 | 88 | 44 | 190 | 24 | 102 |
| IVORY COAST | 63 | 330 | 105 | 490 | 58 | 262 |
| NIGERIA | 793 | 1 722 | 992 | 2 015 | 541 | 1 086 |
| ZAIRE | 8 | 102 | 23 | 217 | 13 | 119 |
| ANGOLA | 11 | 197 | 38 | 526 | 22 | 284 |
| KENYA | 10 | 14 | 48 | 73 | 27 | 42 |
| TANZANIA | | 68 | 3 | 104 | 1 | 55 |
| MADAGASCAR | 7 | 43 | 20 | 78 | 12 | 44 |
| MAURITIUS | 4 | 44 | 7 | 66 | 4 | 35 |
| ZAMBIA | 12 | 15 | 84 | 92 | 45 | 49 |
| MALAWI | 22 | 68 | 41 | 126 | 23 | 66 |
| REP S AFRICA | 275 | 885 | 1 306 | 3 588 | 724 | 1 944 |
| USA | 1 617 | 4 926 | 12 043 | 36 798 | 6 639 | 19 855 |
| CANADA | 228 | 762 | 1 532 | 4 920 | 839 | 2 643 |
| MEXICO | 83 | 199 | 589 | 1 328 | 324 | 719 |
| BERMUDA | 4 | 6 | 43 | 72 | 24 | 39 |
| GUATEMALA | 43 | 197 | 97 | 318 | 51 | 167 |
| REP HONDURAS | 8 | 24 | 37 | 106 | 21 | 57 |
| EL SALVADOR | 22 | 47 | 87 | 164 | 47 | 88 |
| COSTA RICA | 18 | 49 | 86 | 194 | 47 | 102 |
| PANAM EX CZ | 8 | 27 | 50 | 142 | 26 | 74 |
| CUBA | 7 | 66 | 48 | 367 | 27 | 199 |
| REP HAITI | 4 | 56 | 11 | 97 | 7 | 53 |
| DOMINIC REP | 8 | 15 | 38 | 79 | 21 | 42 |
| BARBADOS | 15 | 23 | 39 | 60 | 21 | 33 |
| TRINIDAD TOB | | 30 | 9 | 80 | 5 | 44 |
| NETH ANTILL | 5 | 16 | 46 | 129 | 25 | 68 |
| COLOMBIA | 12 | 59 | 47 | 245 | 25 | 131 |
| VENEZUELA | 303 | 907 | 1 414 | 4 127 | 779 | 2 223 |
| SURINAM | 3 | 23 | 19 | 64 | 9 | 32 |
| ECUADOR | 31 | 45 | 74 | 131 | 41 | 71 |
| PERU | 3 | 16 | 26 | 86 | 13 | 47 |
| BRAZIL | 8 | 128 | 69 | 383 | 38 | 208 |
| CHILE | 22 | 85 | 169 | 458 | 89 | 245 |
| BOLIVIA | 14 | 58 | 51 | 174 | 29 | 92 |
| PARAGUAY | 11 | 44 | 71 | 332 | 38 | 180 |
| URUGUAY | 6 | 27 | 15 | 69 | 9 | 38 |
| ARGENTINA | 132 | 348 | 797 | 1 846 | 441 | 998 |
| CYPRUS | 27 | 76 | 100 | 336 | 56 | 184 |
| LEBANON | 26 | 102 | 107 | 524 | 58 | 284 |
| SYRIA | 19 | 86 | 66 | 237 | 36 | 126 |
| IRAQ | 200 | 267 | 365 | 489 | 202 | 267 |
| IRAN | 525 | 709 | 1 249 | 1 645 | 687 | 896 |
| ISRAEL | 107 | 484 | 476 | 2 016 | 261 | 1 085 |
| JORDAN | 107 | 488 | 223 | 952 | 124 | 516 |
| SAUDI ARABIA | 496 | 1 448 | 2 481 | 6 935 | 1 359 | 3 721 |
| KUWAIT | 56 | 274 | 374 | 1 197 | 207 | 651 |
| BAHRAIN | 17 | 96 | 70 | 275 | 38 | 146 |

6 IMPORTS AND EXPORTS (SPECIAL TRADE) BY GROUPS OF THE SITC AND BY COUNTRIES OF PRODUCTION AND CONSUMPTION 1979

| GROUP COUNTRY | DT = 100 KG | | 1 000 DM | | 1 000 \$ | |
|------------------------------|-------------|----------|-----------|----------|-----------|----------|
| | JULY/SEPT | JAN/SEPT | JULY/SEPT | JAN/SEPT | JULY/SEPT | JAN/SEPT |
| QATAR | 13 | 39 | 59 | 138 | 32 | 74 |
| ARAB EMIRAT | 196 | 670 | 440 | 1 832 | 245 | 990 |
| OMAN | 7 | 39 | 15 | 94 | 8 | 49 |
| NORTH YEMEN | 25 | 114 | 140 | 362 | 77 | 197 |
| PAKISTAN | 3 | 92 | 9 | 293 | 5 | 157 |
| INDIA | | 52 | 6 | 227 | 3 | 121 |
| SRI LANKA | 10 | 18 | 41 | 66 | 23 | 35 |
| BURMA | 4 | 4 | 56 | 56 | 31 | 31 |
| THAILAND | 28 | 82 | 205 | 507 | 113 | 273 |
| INDONESIA | 29 | 100 | 59 | 328 | 34 | 179 |
| MALAYSIA | 32 | 185 | 183 | 524 | 101 | 283 |
| SINGAPORE | 63 | 124 | 393 | 827 | 217 | 448 |
| PHILIPPINES | 16 | 71 | 118 | 379 | 66 | 208 |
| SOUTH KOREA | 8 | 27 | 50 | 151 | 27 | 81 |
| JAPAN | 542 | 1 426 | 3 892 | 9 452 | 2 150 | 5 111 |
| TAIWAN | 11 | 23 | 77 | 321 | 41 | 172 |
| HONG KONG | 61 | 203 | 519 | 1 289 | 285 | 691 |
| AUSTRALIA | 298 | 779 | 1 358 | 4 334 | 749 | 2 327 |
| PAPUA NEW G | 25 | 66 | 42 | 121 | 23 | 65 |
| NEW ZEALAND | 60 | 194 | 318 | 1 065 | 175 | 573 |
| 697 BASE MTL HOUSEHOLD EQUIP | | | | | | |
| IMPORTS | 165 008 | 521 441 | 138 219 | 411 565 | 76 106 | 221 759 |
| FRANCE | 20 173 | 62 569 | 15 281 | 47 302 | 8 412 | 25 486 |
| BELGIUM LUX | 7 046 | 19 296 | 4 831 | 15 633 | 2 660 | 8 431 |
| NETHERLANDS | 10 935 | 31 909 | 9 251 | 28 757 | 5 099 | 15 526 |
| ITALY | 38 446 | 123 114 | 40 360 | 122 169 | 22 214 | 65 804 |
| UNTD KINGDOM | 4 039 | 12 596 | 4 399 | 13 357 | 2 427 | 7 196 |
| IRISH REP | 208 | 310 | 98 | 181 | 54 | 98 |
| DENMARK | 2 187 | 5 045 | 2 040 | 4 921 | 1 125 | 2 655 |
| NORWAY | 1 806 | 2 660 | 1 377 | 2 141 | 760 | 1 164 |
| SWEDEN | 3 180 | 10 639 | 2 980 | 9 616 | 1 648 | 5 182 |
| FINLAND | 92 | 378 | 140 | 519 | 81 | 286 |
| SWITZERLAND | 6 564 | 21 753 | 9 833 | 26 627 | 5 403 | 14 359 |
| AUSTRIA | 8 169 | 21 488 | 4 804 | 14 127 | 2 651 | 7 606 |
| PORTUGAL | 222 | 401 | 455 | 848 | 249 | 455 |
| SPAIN | 4 567 | 15 636 | 3 504 | 12 789 | 1 923 | 6 870 |
| YUGOSLAVIA | 3 231 | 8 242 | 1 536 | 3 989 | 848 | 2 153 |
| GREECE | 403 | 1 040 | 458 | 1 256 | 252 | 683 |
| TURKEY | 541 | 1 791 | 720 | 2 425 | 397 | 1 302 |
| USSR | 3 | 90 | 4 | 62 | 2 | 33 |
| POLAND | 1 125 | 3 424 | 401 | 1 219 | 219 | 651 |
| CZECHOSLOVA | 1 305 | 5 272 | 345 | 1 499 | 191 | 804 |
| HUNGARY | 6 932 | 15 791 | 2 044 | 5 490 | 1 124 | 2 969 |
| RUMANIA | 1 998 | 6 796 | 854 | 2 566 | 470 | 1 384 |
| MOROCCO | 48 | 100 | 53 | 139 | 30 | 73 |
| EGYPT | 317 | 1 189 | 534 | 2 010 | 293 | 1 079 |
| REP S AFRICA | 1 184 | 2 848 | 473 | 1 165 | 260 | 626 |
| USA | 8 886 | 17 395 | 4 992 | 10 861 | 2 751 | 5 868 |
| CANADA | 37 | 167 | 45 | 140 | 24 | 75 |
| MEXICO | 30 | 128 | 79 | 191 | 44 | 103 |
| BRAZIL | 48 | 84 | 84 | 176 | 46 | 96 |
| SYRIA | 159 | 526 | 243 | 710 | 134 | 384 |
| IRAN | 161 | 282 | 225 | 455 | 124 | 245 |
| ISRAEL | 54 | 103 | 73 | 140 | 39 | 76 |
| AFGHANISTAN | 96 | 235 | 167 | 546 | 92 | 295 |
| PAKISTAN | 32 | 70 | 41 | 89 | 22 | 46 |
| INDIA | 6 273 | 18 095 | 7 693 | 21 238 | 4 226 | 11 447 |
| NEPAL | 33 | 101 | 99 | 324 | 53 | 174 |
| THAILAND | 234 | 812 | 348 | 1 094 | 191 | 588 |
| MALAYSIA | 7 | 15 | 28 | 73 | 16 | 40 |
| SINGAPORE | 1 153 | 3 041 | 2 140 | 5 362 | 1 182 | 2 903 |
| P REP CHINA | 129 | 557 | 162 | 448 | 91 | 241 |
| SOUTH KOREA | 3 354 | 7 060 | 3 460 | 7 304 | 1 910 | 3 962 |
| JAPAN | 2 193 | 8 967 | 2 539 | 9 900 | 1 398 | 5 297 |
| TAIWAN | 11 530 | 74 098 | 3 695 | 17 327 | 2 031 | 9 290 |
| HONG KONG | 5 848 | 15 090 | 5 298 | 14 163 | 2 919 | 7 641 |
| EXPORTS | 210 305 | 641 994 | 204 312 | 616 670 | 112 579 | 332 505 |
| FRANCE | 33 762 | 112 558 | 24 465 | 79 375 | 13 478 | 42 741 |
| BELGIUM LUX | 23 292 | 76 906 | 20 888 | 71 990 | 11 516 | 38 770 |
| NETHERLANDS | 31 091 | 97 768 | 26 796 | 88 324 | 14 770 | 47 599 |
| ITALY | 13 834 | 45 846 | 18 753 | 66 944 | 10 348 | 36 042 |
| UNTD KINGDOM | 6 857 | 20 973 | 7 119 | 22 529 | 3 925 | 12 161 |
| IRISH REP | 1 212 | 2 181 | 904 | 1 347 | 497 | 736 |
| DENMARK | 4 410 | 10 756 | 3 653 | 8 955 | 2 014 | 4 841 |
| ICELAND | 150 | 490 | 124 | 333 | 70 | 182 |
| NORWAY | 2 424 | 8 479 | 1 697 | 4 682 | 936 | 2 536 |
| SWEDEN | 2 178 | 4 765 | 2 201 | 5 258 | 1 215 | 2 839 |
| FINLAND | 540 | 1 565 | 711 | 1 831 | 394 | 992 |
| SWITZERLAND | 12 146 | 36 013 | 11 856 | 32 617 | 6 530 | 17 613 |
| AUSTRIA | 33 817 | 94 087 | 26 536 | 78 116 | 14 619 | 42 147 |
| PORTUGAL | 442 | 2 037 | 725 | 3 016 | 400 | 1 630 |
| SPAIN | 4 377 | 18 165 | 6 841 | 30 630 | 3 769 | 16 453 |
| ANDORRA | 23 | 39 | 64 | 134 | 35 | 72 |
| MALTA | 126 | 599 | 140 | 441 | 76 | 233 |
| YUGOSLAVIA | 3 870 | 10 304 | 6 754 | 13 637 | 3 734 | 7 403 |
| GREECE | 3 784 | 8 129 | 6 362 | 13 274 | 3 500 | 7 186 |
| TURKEY | 92 | 297 | 161 | 626 | 88 | 334 |

6 IMPORTS AND EXPORTS (SPECIAL TRADE) BY GROUPS OF THE SITC AND BY COUNTRIES OF PRODUCTION AND CONSUMPTION 1979

| GROUP COUNTRY | DT = 100 KG | | 1 000 DM | | 1 000 \$ | |
|------------------------------|-------------|-----------|-----------|-----------|-----------|----------|
| | JULY/SEPT | JAN/SEPT | JULY/SEPT | JAN/SEPT | JULY/SEPT | JAN/SEPT |
| USSR | 68 | 339 | 125 | 560 | 69 | 303 |
| POLAND | 85 | 190 | 224 | 403 | 120 | 216 |
| CZECHOSLOVA | 358 | 584 | 784 | 1 061 | 434 | 584 |
| HUNGARY | 688 | 1 185 | 860 | 1 526 | 473 | 823 |
| CANARY IS | 194 | 654 | 429 | 1 224 | 238 | 659 |
| MOROCCO | 214 | 1 006 | 89 | 376 | 49 | 200 |
| ALGERIA | 5 008 | 23 267 | 5 013 | 16 353 | 2 752 | 8 812 |
| TUNISIA | 12 | 781 | 7 | 252 | 5 | 135 |
| LIBYA | 151 | 341 | 247 | 601 | 138 | 329 |
| EGYPT | 223 | 2 173 | 408 | 2 097 | 223 | 1 132 |
| SUDAN | 36 | 279 | 53 | 206 | 29 | 108 |
| LIBERIA | 7 | 74 | 7 | 79 | 5 | 41 |
| IVORY COAST | 65 | 274 | 70 | 145 | 38 | 77 |
| NIGERIA | 335 | 1 315 | 585 | 1 405 | 324 | 763 |
| CAMEROON | 330 | 763 | 128 | 309 | 72 | 171 |
| CONGO | 14 | 186 | 14 | 77 | 8 | 40 |
| ZAIRE | 5 | 71 | 2 | 104 | 1 | 55 |
| RWANDA | 70 | 110 | 28 | 62 | 16 | 33 |
| ANGOLA | 141 | 164 | 87 | 109 | 47 | 58 |
| KENYA | 44 | 83 | 62 | 99 | 34 | 54 |
| ZAMBIA | 50 | 50 | 103 | 103 | 56 | 56 |
| REP S AFRICA | 308 | 953 | 458 | 1 433 | 255 | 775 |
| USA | 3 698 | 7 329 | 4 963 | 10 038 | 2 736 | 5 438 |
| CANADA | 728 | 2 160 | 1 126 | 2 645 | 619 | 1 429 |
| MEXICO | 257 | 704 | 222 | 643 | 121 | 347 |
| GUATEMALA | 14 | 176 | 25 | 238 | 11 | 122 |
| REP HONDURAS | 41 | 83 | 44 | 92 | 23 | 47 |
| EL SALVADOR | 31 | 108 | 34 | 96 | 18 | 51 |
| COSTA RICA | 54 | 87 | 101 | 169 | 56 | 90 |
| MARTINIQUE | 40 | 187 | 45 | 127 | 23 | 66 |
| TRINIDAD TOB | 25 | 74 | 40 | 103 | 22 | 56 |
| NETH ANTILL | 15 | 102 | 22 | 143 | 12 | 75 |
| COLOMBIA | 6 | 121 | 11 | 99 | 7 | 54 |
| VENEZUELA | 135 | 404 | 301 | 607 | 167 | 328 |
| SURINAM | 364 | 657 | 156 | 298 | 86 | 160 |
| ECUADOR | 68 | 336 | 159 | 494 | 87 | 265 |
| BRAZIL | 5 | 25 | 48 | 312 | 27 | 168 |
| CHILE | 152 | 512 | 367 | 1 162 | 200 | 619 |
| BOLIVIA | 2 | 158 | 11 | 112 | 6 | 59 |
| PARAGUAY | 32 | 90 | 24 | 69 | 14 | 37 |
| ARGENTINA | 276 | 411 | 424 | 595 | 234 | 325 |
| CYPRUS | 108 | 336 | 171 | 521 | 90 | 275 |
| LEBANON | 280 | 548 | 186 | 538 | 104 | 293 |
| SYRIA | 49 | 211 | 70 | 195 | 37 | 105 |
| IRAQ | 2 947 | 6 736 | 2 547 | 6 084 | 1 407 | 3 281 |
| IRAN | 3 168 | 3 865 | 3 148 | 3 793 | 1 734 | 2 078 |
| ISRAEL | 375 | 1 472 | 472 | 1 683 | 259 | 898 |
| JORDAN | 32 | 457 | 49 | 370 | 26 | 199 |
| SAUDI ARABIA | 1 174 | 3 950 | 2 284 | 6 095 | 1 261 | 3 300 |
| KUWAIT | 653 | 1 797 | 530 | 1 948 | 289 | 1 044 |
| BAHRAIN | 110 | 168 | 200 | 289 | 110 | 157 |
| QATAR | 41 | 178 | 71 | 355 | 37 | 187 |
| ARAB EMIRAT | 268 | 1 060 | 320 | 1 518 | 175 | 813 |
| OMAN | 63 | 258 | 65 | 213 | 35 | 115 |
| NORTH YEMEN | 69 | 283 | 25 | 233 | 13 | 123 |
| AFGHANISTAN | 132 | 181 | 166 | 212 | 90 | 116 |
| PAKISTAN | 72 | 220 | 61 | 435 | 33 | 232 |
| THAILAND | 192 | 731 | 100 | 504 | 55 | 271 |
| INDONESIA | 616 | 2 741 | 150 | 836 | 106 | 452 |
| MALAYSIA | 103 | 165 | 48 | 108 | 27 | 58 |
| SINGAPORE | 77 | 311 | 120 | 429 | 63 | 230 |
| PHILIPPINES | 101 | 206 | 67 | 165 | 37 | 89 |
| SOUTH KOREA | | 39 | 1 | 79 | 1 | 42 |
| JAPAN | 3 098 | 6 424 | 4 156 | 8 344 | 2 289 | 4 518 |
| TAIWAN | 183 | 758 | 66 | 235 | 36 | 125 |
| HONG KONG | 2 140 | 4 703 | 2 512 | 5 716 | 1 384 | 3 099 |
| AUSTRALIA | 1 015 | 2 605 | 1 479 | 3 813 | 814 | 2 064 |
| NEW ZEALAND | 69 | 156 | 95 | 262 | 53 | 137 |
| NEW CALEDON | 70 | 132 | 34 | 76 | 18 | 39 |
| FR POLYNESIA | 23 | 143 | 38 | 103 | 20 | 54 |
| 699 OTHER METAL MANUFACTURES | | | | | | |
| IMPORTS | 566 413 | 1 625 076 | 370 038 | 1 080 368 | 203 739 | 582 429 |
| FRANCE | 57 347 | 171 818 | 40 385 | 128 500 | 22 246 | 69 215 |
| BELGIUM LUX | 44 950 | 147 690 | 25 746 | 81 800 | 14 195 | 44 062 |
| NETHERLANDS | 69 105 | 202 329 | 42 887 | 130 570 | 23 614 | 70 365 |
| ITALY | 82 615 | 245 907 | 52 566 | 155 727 | 28 922 | 83 919 |
| UNTD KINGDOM | 31 270 | 86 616 | 28 128 | 79 724 | 15 496 | 43 000 |
| IRISH REP | 7 643 | 18 124 | 5 455 | 13 224 | 3 005 | 7 155 |
| DENMARK | 12 529 | 33 331 | 7 797 | 21 630 | 4 297 | 11 679 |
| NORWAY | 3 899 | 9 955 | 2 158 | 5 908 | 1 185 | 3 182 |
| SWEDEN | 9 941 | 32 228 | 9 306 | 29 108 | 5 124 | 15 673 |
| FINLAND | 1 171 | 3 769 | 767 | 2 162 | 417 | 1 165 |
| SWITZERLAND | 28 260 | 78 270 | 28 040 | 83 155 | 15 458 | 44 847 |
| AUSTRIA | 62 170 | 172 367 | 44 643 | 127 980 | 24 588 | 69 047 |
| PORTUGAL | 3 595 | 9 943 | 1 790 | 5 344 | 983 | 2 879 |
| SPAIN | 13 805 | 36 512 | 4 605 | 12 380 | 2 535 | 6 675 |
| MALTA | 93 | 238 | 390 | 773 | 216 | 421 |
| YUGOSLAVIA | 14 320 | 35 705 | 4 891 | 10 981 | 2 700 | 5 943 |
| GREECE | 3 550 | 12 940 | 2 558 | 7 893 | 1 408 | 4 250 |

6 IMPORTS AND EXPORTS (SPECIAL TRADE) BY GROUPS OF THE SITC AND BY COUNTRIES OF PRODUCTION AND CONSUMPTION 1979

| GROUP COUNTRY | DT = 100 KG | | 1 000 DM | | 1 000 \$ | |
|------------------|-------------|-----------|-----------|-----------|-----------|-----------|
| | JULY/SEPT | JAN/SEPT | JULY/SEPT | JAN/SEPT | JULY/SEPT | JAN/SEPT |
| TURKEY | 88 | 186 | 72 | 204 | 40 | 110 |
| USSR | 1 650 | 4 263 | 694 | 1 407 | 382 | 761 |
| POLAND | 12 274 | 37 953 | 1 878 | 5 526 | 1 032 | 2 982 |
| CZECHOSLOVA | 3 998 | 10 849 | 771 | 1 881 | 424 | 1 016 |
| HUNGARY | 11 083 | 34 916 | 3 026 | 9 445 | 1 658 | 5 083 |
| RUMANIA | 38 033 | 103 070 | 4 335 | 11 520 | 2 389 | 6 213 |
| REP S AFRICA | 88 | 467 | 80 | 267 | 44 | 144 |
| USA | 24 146 | 54 695 | 30 840 | 84 001 | 16 953 | 45 271 |
| CANADA | 460 | 2 317 | 746 | 3 303 | 406 | 1 770 |
| MEXICO | 1 430 | 4 669 | 377 | 1 252 | 210 | 674 |
| BRAZIL | 88 | 156 | 115 | 237 | 63 | 129 |
| IRAN | 30 | 36 | 40 | 54 | 22 | 30 |
| ISRAEL | 440 | 1 267 | 512 | 1 121 | 278 | 605 |
| INDIA | 2 197 | 11 718 | 1 078 | 3 472 | 595 | 1 872 |
| THAILAND | 57 | 105 | 134 | 225 | 71 | 117 |
| MALAYSIA | 82 | 225 | 363 | 986 | 201 | 534 |
| SINGAPORE | 783 | 2 290 | 702 | 2 202 | 388 | 1 193 |
| P REP CHINA | 3 105 | 4 204 | 446 | 918 | 247 | 499 |
| SOUTH KOREA | 1 235 | 2 122 | 1 154 | 2 386 | 637 | 1 297 |
| JAPAN | 10 322 | 25 618 | 14 075 | 32 895 | 7 743 | 17 774 |
| TAIWAN | 4 693 | 12 721 | 2 675 | 7 013 | 1 473 | 3 791 |
| HONG KONG | 3 811 | 13 207 | 3 717 | 12 699 | 2 044 | 6 833 |
| AUSTRALIA | 26 | 107 | 61 | 255 | 33 | 135 |
| EXPORTS | 1 012 990 | 3 117 676 | 846 214 | 2 497 832 | 466 043 | 1 346 761 |
| FRANCE | 133 635 | 432 153 | 104 615 | 324 371 | 57 634 | 174 858 |
| BELGIUM LUX | 118 034 | 391 370 | 84 447 | 270 469 | 46 546 | 145 776 |
| NETHERLANDS | 158 448 | 495 182 | 108 725 | 332 395 | 59 871 | 179 180 |
| ITALY | 36 578 | 115 812 | 42 185 | 117 465 | 23 227 | 63 378 |
| UNTD KINGDOM | 62 882 | 188 049 | 54 901 | 156 387 | 30 221 | 84 300 |
| IRISH REP | 2 497 | 8 606 | 2 805 | 8 573 | 1 546 | 4 613 |
| DENMARK | 30 996 | 98 981 | 25 312 | 78 042 | 13 967 | 42 083 |
| ICELAND | 746 | 3 086 | 564 | 1 843 | 301 | 977 |
| FAROE IS | 41 | 86 | 78 | 155 | 42 | 83 |
| NORWAY | 8 242 | 40 788 | 9 450 | 33 863 | 5 211 | 18 262 |
| SWEDEN | 54 836 | 179 599 | 47 888 | 153 606 | 26 419 | 82 795 |
| FINLAND | 9 682 | 28 512 | 9 269 | 28 239 | 5 116 | 15 241 |
| SWITZERLAND | 60 053 | 175 150 | 55 589 | 164 477 | 30 616 | 88 696 |
| AUSTRIA | 76 871 | 212 007 | 67 344 | 189 878 | 37 080 | 102 428 |
| PORTUGAL | 7 851 | 26 316 | 4 685 | 15 085 | 2 572 | 8 115 |
| SPAIN | 16 826 | 46 252 | 14 399 | 39 285 | 7 941 | 21 215 |
| ANDORRA | 30 | 54 | 41 | 72 | 23 | 39 |
| MALTA | 358 | 1 091 | 640 | 1 868 | 353 | 992 |
| YUGOSLAVIA | 15 939 | 40 965 | 14 544 | 41 248 | 8 014 | 22 222 |
| GREECE | 6 499 | 16 482 | 5 868 | 17 362 | 3 244 | 9 373 |
| TURKEY | 567 | 2 856 | 540 | 2 406 | 302 | 1 299 |
| USSR | 10 598 | 43 332 | 9 935 | 19 493 | 5 448 | 10 534 |
| POLAND | 5 717 | 15 740 | 7 094 | 15 307 | 3 903 | 8 262 |
| CZECHOSLOVA | 3 870 | 7 793 | 5 251 | 11 714 | 2 885 | 6 328 |
| HUNGARY | 9 007 | 24 954 | 6 944 | 20 100 | 3 812 | 10 815 |
| RUMANIA | 5 458 | 19 452 | 4 274 | 15 375 | 2 356 | 8 275 |
| BULGARIA | 464 | 1 610 | 1 276 | 3 268 | 711 | 1 774 |
| ALBANIA | 36 | 36 | 74 | 74 | 42 | 42 |
| CANARY IS | 411 | 1 345 | 497 | 1 465 | 277 | 792 |
| MOROCCO | 638 | 2 835 | 456 | 2 118 | 246 | 1 137 |
| ALGERIA | 9 044 | 23 715 | 5 282 | 14 290 | 2 908 | 7 706 |
| TUNISIA | 594 | 2 314 | 735 | 2 278 | 407 | 1 224 |
| LIBYA | 1 379 | 4 357 | 1 208 | 3 764 | 665 | 2 027 |
| EGYPT | 3 313 | 7 790 | 2 695 | 5 526 | 1 149 | 2 975 |
| SUDAN | 1 475 | 9 355 | 746 | 4 267 | 413 | 2 291 |
| MALI | 26 | 83 | 32 | 81 | 17 | 42 |
| NIGER | 11 | 41 | 35 | 144 | 19 | 77 |
| SENEGAL | 17 | 89 | 30 | 157 | 15 | 85 |
| GUIN BISSAU | | 150 | 1 | 56 | 1 | 31 |
| REP GUINEA | 2 | 72 | 8 | 101 | 4 | 53 |
| SIERRA LEONE | 38 | 120 | 74 | 142 | 40 | 75 |
| LIBERIA | 506 | 984 | 209 | 653 | 112 | 350 |
| IVORY COAST | 4 933 | 12 046 | 1 089 | 2 606 | 595 | 1 407 |
| GHANA | 23 | 405 | 114 | 603 | 63 | 325 |
| TOGO | 53 | 146 | 141 | 367 | 76 | 197 |
| NIGERIA | 6 603 | 15 560 | 4 231 | 12 581 | 2 327 | 6 794 |
| CAMEROON | 221 | 1 096 | 288 | 1 218 | 156 | 657 |
| GABON | 59 | 171 | 102 | 189 | 54 | 103 |
| CONGO | 191 | 335 | 163 | 303 | 88 | 162 |
| ZAIRE | 400 | 719 | 437 | 976 | 237 | 522 |
| RWANDA | 18 | 70 | 35 | 144 | 19 | 79 |
| ANGOLA | 338 | 1 028 | 519 | 1 575 | 284 | 843 |
| ETHIOPIA | 67 | 384 | 123 | 391 | 67 | 209 |
| KENYA | 333 | 877 | 429 | 846 | 234 | 453 |
| TANZANIA | 178 | 1 433 | 211 | 1 082 | 115 | 586 |
| MOZAMBIQUE | 176 | 237 | 226 | 255 | 124 | 140 |
| MADAGASCAR | 234 | 1 128 | 191 | 885 | 104 | 472 |
| REUNION | 8 | 132 | 16 | 98 | 8 | 52 |
| MAURITIUS | 52 | 175 | 121 | 432 | 68 | 238 |
| ZAMBIA | 440 | 729 | 541 | 1 112 | 301 | 605 |
| MALAWI | 15 | 86 | 16 | 125 | 9 | 67 |
| REP S AFRICA | 7 569 | 17 728 | 8 172 | 20 426 | 4 511 | 11 054 |
| USA | 38 136 | 104 662 | 31 679 | 86 972 | 17 442 | 46 903 |
| CANADA | 9 228 | 23 545 | 8 401 | 21 385 | 4 635 | 11 559 |
| MEXICO | 1 193 | 3 943 | 1 581 | 4 659 | 871 | 2 509 |
| GUATEMALA | 231 | 626 | 290 | 785 | 162 | 421 |

6 IMPORTS AND EXPORTS (SPECIAL TRADE) BY GROUPS OF THE SITC AND BY COUNTRIES OF PRODUCTION AND CONSUMPTION 1979

| GROUP COUNTRY | DT = 100 KG | | 1 000 DM | | 1 000 \$ | |
|------------------|-------------|----------|-----------|----------|-----------|----------|
| | JULY/SEPT | JAN/SEPT | JULY/SEPT | JAN/SEPT | JULY/SEPT | JAN/SEPT |
| REP HONDURAS | 68 | 210 | 142 | 337 | 76 | 172 |
| EL SALVADOR | 101 | 708 | 180 | 789 | 94 | 417 |
| NICARAGUA | 15 | 50 | 22 | 84 | 11 | 41 |
| COSTA RICA | 415 | 979 | 409 | 935 | 229 | 511 |
| PANAM EX CZ | 85 | 252 | 120 | 453 | 64 | 241 |
| CUBA | 210 | 2 693 | 400 | 2 438 | 221 | 1 310 |
| REP HAITI | 143 | 680 | 108 | 519 | 61 | 282 |
| DOMINIC REP | 140 | 348 | 133 | 387 | 74 | 210 |
| GUADELOUPE | 30 | 132 | 26 | 104 | 14 | 56 |
| MARTINIQUE | 13 | 65 | 20 | 70 | 10 | 34 |
| JAMAICA | 19 | 215 | 24 | 203 | 13 | 108 |
| BARBADOS | 48 | 231 | 47 | 143 | 25 | 78 |
| WEST INDIES | 14 | 66 | 17 | 68 | 9 | 36 |
| TRINIDAD TOB | 119 | 479 | 174 | 522 | 97 | 285 |
| NETH ANTILL | 108 | 285 | 230 | 496 | 127 | 273 |
| COLOMBIA | 1 969 | 6 696 | 1 440 | 4 345 | 794 | 2 348 |
| VENEZUELA | 1 363 | 5 934 | 1 883 | 5 847 | 1 029 | 3 139 |
| GUYANA | 6 | 372 | 9 | 118 | 6 | 64 |
| SURINAM | 219 | 698 | 286 | 619 | 156 | 337 |
| ECUADOR | 329 | 1 347 | 391 | 1 267 | 212 | 682 |
| PERU | 959 | 2 436 | 830 | 2 090 | 456 | 1 130 |
| BRAZIL | 2 406 | 10 213 | 3 611 | 12 466 | 1 989 | 6 711 |
| CHILE | 984 | 3 663 | 972 | 3 646 | 532 | 1 962 |
| BOLIVIA | 107 | 579 | 133 | 715 | 73 | 378 |
| PARAGUAY | 282 | 755 | 180 | 611 | 99 | 331 |
| URUGUAY | 169 | 330 | 216 | 469 | 114 | 253 |
| ARGENTINA | 1 687 | 2 924 | 3 056 | 5 643 | 1 678 | 3 053 |
| CYPRUS | 328 | 1 060 | 454 | 1 291 | 253 | 700 |
| LEBANON | 467 | 2 671 | 557 | 2 340 | 301 | 1 251 |
| SYRIA | 2 000 | 8 642 | 1 062 | 3 372 | 586 | 1 816 |
| IRAQ | 1 764 | 4 332 | 1 516 | 3 708 | 835 | 1 997 |
| IRAN | 9 045 | 22 348 | 7 457 | 18 888 | 4 104 | 10 204 |
| ISRAEL | 3 056 | 8 853 | 2 874 | 8 952 | 1 583 | 4 823 |
| JORDAN | 746 | 1 835 | 532 | 1 653 | 284 | 879 |
| SAUDI ARABIA | 13 162 | 39 843 | 9 889 | 24 030 | 5 445 | 12 964 |
| KUWAIT | 1 390 | 6 057 | 954 | 4 230 | 521 | 2 269 |
| BAHRAIN | 1 308 | 1 839 | 511 | 1 165 | 281 | 634 |
| QATAR | 115 | 403 | 133 | 513 | 75 | 279 |
| ARAB EMIRAT | 1 222 | 4 917 | 1 158 | 4 194 | 637 | 2 261 |
| OMAN | 123 | 521 | 232 | 577 | 131 | 311 |
| NORTH YEMEN | 658 | 1 366 | 1 334 | 1 793 | 733 | 978 |
| SQUTH YEMEN | 87 | 182 | 31 | 139 | 17 | 75 |
| AFGHANISTAN | 157 | 326 | 178 | 377 | 98 | 205 |
| PAKISTAN | 486 | 2 889 | 653 | 3 114 | 364 | 1 680 |
| INDIA | 1 808 | 4 769 | 1 822 | 5 926 | 1 006 | 3 184 |
| BANGLADESH | 9 | 165 | 29 | 289 | 18 | 156 |
| SRI LANKA | 763 | 1 781 | 182 | 414 | 100 | 224 |
| NEPAL | | 815 | | 777 | | 418 |
| BURMA | 68 | 94 | 89 | 118 | 50 | 67 |
| THAILAND | 1 436 | 5 363 | 1 735 | 5 048 | 955 | 2 728 |
| INDONESIA | 4 235 | 10 832 | 2 036 | 5 213 | 1 117 | 2 815 |
| MALAYSIA | 4 047 | 6 264 | 3 391 | 5 100 | 1 871 | 2 781 |
| BRUNEI | 1 | 67 | 2 | 66 | 1 | 34 |
| SINGAPORE | 6 886 | 29 936 | 4 853 | 16 329 | 2 671 | 8 783 |
| PHILIPPINES | 1 002 | 3 825 | 774 | 2 879 | 428 | 1 553 |
| P REP CHINA | 7 | 146 | 13 | 421 | 8 | 223 |
| NORTH KOREA | 20 | 77 | 103 | 162 | 57 | 87 |
| SOUTH KOREA | 3 299 | 7 054 | 2 645 | 7 192 | 1 457 | 3 873 |
| JAPAN | 5 057 | 11 455 | 12 086 | 32 898 | 6 652 | 17 776 |
| TAIWAN | 2 228 | 4 536 | 2 127 | 4 509 | 1 177 | 2 445 |
| HONG KONG | 2 523 | 5 684 | 1 874 | 5 106 | 1 030 | 2 745 |
| AUSTRALIA | 5 939 | 14 566 | 7 403 | 18 981 | 4 058 | 10 222 |
| PAPUA NEW G | 34 | 120 | 45 | 79 | 24 | 42 |
| NEW ZEALAND | 431 | 1 081 | 915 | 2 343 | 499 | 1 252 |
| NEW CALEDON | 13 | 31 | 38 | 88 | 18 | 47 |
| FR POLYNESIA | 28 | 81 | 43 | 116 | 22 | 60 |

711 STEAM BOILERS & AUX PLNT

| | | | | | | |
|--------------|---------|---------|---------|---------|---------|---------|
| IMPORTS | 7 801 | 16 716 | 14 217 | 31 543 | 7 840 | 17 094 |
| FRANCE | 2 150 | 5 670 | 10 407 | 22 793 | 5 749 | 12 357 |
| BELGIUM LUX | 1 376 | 1 702 | 1 052 | 1 671 | 576 | 907 |
| NETHERLANDS | 585 | 1 994 | 167 | 839 | 92 | 449 |
| ITALY | 112 | 656 | 145 | 843 | 80 | 454 |
| UNTD KINGDOM | 119 | 152 | 234 | 295 | 130 | 163 |
| DENMARK | 512 | 926 | 348 | 856 | 192 | 463 |
| SWEDEN | 46 | 68 | 29 | 80 | 15 | 43 |
| FINLAND | | 138 | | 122 | | 66 |
| SWITZERLAND | 228 | 1 358 | 104 | 1 660 | 56 | 893 |
| AUSTRIA | 327 | 1 193 | 441 | 609 | 242 | 331 |
| CZECHOSLOVA | 2 220 | 2 633 | 1 098 | 1 314 | 602 | 717 |
| USA | 118 | 194 | 184 | 413 | 102 | 225 |
| EXPORTS | 164 438 | 529 141 | 256 064 | 722 006 | 141 042 | 389 327 |
| FRANCE | 3 360 | 10 779 | 4 298 | 9 813 | 2 369 | 5 323 |
| BELGIUM LUX | 1 811 | 5 971 | 1 766 | 6 051 | 971 | 3 247 |
| NETHERLANDS | 2 493 | 14 672 | 1 564 | 9 852 | 859 | 5 265 |
| ITALY | 1 849 | 2 953 | 2 592 | 3 729 | 1 422 | 2 031 |
| UNTD KINGDOM | 1 852 | 5 030 | 1 414 | 4 638 | 781 | 2 507 |
| IRISH REP | 922 | 5 055 | 2 149 | 6 958 | 1 181 | 3 743 |

6 IMPORTS AND EXPORTS (SPECIAL TRADE) BY GROUPS OF THE SITC AND BY COUNTRIES OF PRODUCTION AND CONSUMPTION 1979

| GROUP COUNTRY | DT = 100 KG | | 1 000 DM | | 1 000 \$ | |
|------------------|-------------|----------|-----------|----------|-----------|----------|
| | JULY/SEPT | JAN/SEPT | JULY/SEPT | JAN/SEPT | JULY/SEPT | JAN/SEPT |
| DENMARK | 1 650 | 7 936 | 824 | 5 290 | 454 | 2 860 |
| ICELAND | 92 | 93 | 115 | 120 | 63 | 65 |
| NORWAY | 1 702 | 2 973 | 1 215 | 2 300 | 677 | 1 256 |
| SWEDEN | 195 | 1 862 | 363 | 1 861 | 199 | 993 |
| FINLAND | 366 | 1 529 | 662 | 1 671 | 365 | 902 |
| SWITZERLAND | 754 | 2 594 | 874 | 3 329 | 483 | 1 792 |
| AUSTRIA | 1 574 | 3 563 | 2 014 | 4 056 | 1 115 | 2 205 |
| PORTUGAL | 119 | 830 | 175 | 1 062 | 96 | 570 |
| SPAIN | 1 245 | 2 244 | 8 572 | 17 167 | 4 688 | 9 282 |
| YUGOSLAVIA | 8 452 | 14 149 | 7 121 | 14 820 | 3 911 | 8 015 |
| GREECE | 3 190 | 8 707 | 7 724 | 23 196 | 4 260 | 12 468 |
| TURKEY | 27 479 | 68 057 | 11 858 | 47 380 | 6 557 | 25 443 |
| USSR | 43 | 1 363 | 86 | 4 148 | 47 | 2 207 |
| POLAND | 314 | 479 | 185 | 510 | 101 | 275 |
| CZECHOSLOVA | 129 | 514 | 248 | 932 | 137 | 504 |
| HUNGARY | 446 | 5 442 | 641 | 5 450 | 351 | 2 910 |
| RUMANIA | 66 | 886 | 99 | 637 | 54 | 338 |
| MOROCCO | 2 | 235 | 49 | 771 | 28 | 415 |
| ALGERIA | 1 792 | 3 078 | 5 042 | 6 731 | 2 759 | 3 664 |
| TUNISIA | 54 | 2 396 | 113 | 3 771 | 61 | 1 985 |
| LIBYA | 52 393 | 191 751 | 95 937 | 242 663 | 52 922 | 131 113 |
| EGYPT | 1 900 | 4 446 | 3 858 | 7 144 | 2 109 | 3 862 |
| SUDAN | 3 | 867 | 11 | 116 | 6 | 62 |
| SENEGAL | | 6 | 13 | 67 | 7 | 37 |
| LIBERIA | 693 | 694 | 335 | 336 | 187 | 187 |
| IVORY COAST | | 127 | | 131 | | 71 |
| NIGERIA | 14 073 | 25 759 | 24 636 | 39 975 | 13 580 | 21 823 |
| GABON | 5 | 404 | 11 | 267 | 6 | 143 |
| CONGO | 58 | 89 | 62 | 120 | 34 | 65 |
| ETHIOPIA | 20 | 102 | 8 | 123 | 4 | 65 |
| KENYA | 34 | 35 | 57 | 58 | 32 | 33 |
| TANZANIA | 199 | 387 | 220 | 437 | 122 | 238 |
| ZAMBIA | 4 | 28 | 46 | 127 | 26 | 71 |
| REP S AFRICA | 7 863 | 22 381 | 25 369 | 98 330 | 13 934 | 52 703 |
| USA | 2 124 | 2 836 | 1 772 | 2 503 | 975 | 1 364 |
| CANADA | | 627 | | 518 | | 274 |
| MEXICO | 42 | 551 | 236 | 1 284 | 130 | 689 |
| COLOMBIA | | 148 | | 228 | | 123 |
| VENEZUELA | 62 | 93 | 272 | 347 | 148 | 190 |
| ECUADOR | 1 | 1 219 | 3 | 1 048 | 2 | 556 |
| PERU | 14 | 34 | 116 | 278 | 63 | 148 |
| BRAZIL | 50 | 59 | 242 | 323 | 134 | 176 |
| CHILE | 233 | 253 | 266 | 350 | 146 | 192 |
| BOLIVIA | 35 | 187 | 82 | 273 | 45 | 147 |
| PARAGUAY | 2 | 62 | 5 | 184 | 3 | 98 |
| ARGENTINA | 731 | 2 583 | 2 454 | 4 350 | 1 346 | 2 360 |
| LEBANON | | 191 | 1 | 412 | 1 | 222 |
| SYRIA | 113 | 9 658 | 178 | 11 426 | 99 | 6 070 |
| IRAQ | 292 | 1 267 | 294 | 1 915 | 162 | 1 022 |
| IRAN | 1 483 | 19 616 | 1 161 | 15 220 | 640 | 8 159 |
| ISRAEL | 81 | 825 | 133 | 516 | 73 | 277 |
| JORDAN | | 72 | | 78 | | 41 |
| SAUDI ARABIA | 67 | 1 449 | 49 | 1 313 | 28 | 704 |
| KUWAIT | 51 | 1 563 | 404 | 2 645 | 222 | 1 418 |
| QATAR | | 274 | 1 | 86 | | 45 |
| ARAB EMIRAT | 3 174 | 10 712 | 11 641 | 25 711 | 6 466 | 13 968 |
| OMAN | 28 | 58 | 338 | 643 | 183 | 346 |
| NORTH YEMEN | 1 | 45 | 4 | 63 | 2 | 33 |
| PAKISTAN | 621 | 827 | 354 | 1 055 | 193 | 561 |
| INDIA | 147 | 1 679 | 404 | 3 645 | 221 | 1 948 |
| BANGLADESH | 58 | 1 199 | 92 | 2 042 | 51 | 1 103 |
| SRI LANKA | 15 | 481 | 39 | 435 | 22 | 234 |
| THAILAND | 1 280 | 5 001 | 1 279 | 5 134 | 701 | 2 733 |
| INDONESIA | 1 423 | 5 800 | 1 620 | 4 600 | 893 | 2 493 |
| MALAYSIA | 28 | 50 | 91 | 180 | 48 | 95 |
| SINGAPORE | 873 | 1 252 | 434 | 649 | 241 | 355 |
| PHILIPPINES | 947 | 2 003 | 1 168 | 2 706 | 640 | 1 459 |
| SOUTH KOREA | 8 192 | 31 901 | 15 607 | 49 585 | 8 555 | 26 729 |
| JAPAN | 11 | 57 | 80 | 216 | 44 | 118 |
| HONG KONG | 203 | 944 | 191 | 818 | 105 | 440 |
| AUSTRALIA | 2 792 | 2 827 | 2 555 | 2 661 | 1 408 | 1 464 |

712 STEAM ENGINES, TURBINES

| | | | | | | |
|--------------|-------|--------|-------|--------|-------|--------|
| IMPORTS | 5 843 | 22 627 | 8 506 | 40 760 | 4 680 | 21 885 |
| FRANCE | 108 | 2 492 | 314 | 6 707 | 171 | 3 553 |
| BELGIUM LUX | 969 | 2 103 | 1 645 | 3 280 | 910 | 1 790 |
| NETHERLANDS | 1 265 | 4 595 | 1 212 | 5 241 | 673 | 2 824 |
| ITALY | 472 | 1 041 | 280 | 1 843 | 154 | 988 |
| UNTD KINGDOM | 198 | 542 | 335 | 1 145 | 183 | 614 |
| DENMARK | 1 | 139 | 1 | 417 | 1 | 224 |
| SWEDEN | 125 | 663 | 975 | 1 184 | 536 | 647 |
| FINLAND | 188 | 862 | 1 014 | 2 924 | 555 | 1 574 |
| SWITZERLAND | 547 | 3 288 | 955 | 8 166 | 526 | 4 388 |
| AUSTRIA | 1 115 | 3 683 | 946 | 4 159 | 516 | 2 230 |
| PORTUGAL | 32 | 32 | 90 | 90 | 49 | 49 |
| SPAIN | 162 | 272 | 20 | 72 | 11 | 38 |
| CZECHOSLOVA | 582 | 2 338 | 369 | 1 803 | 204 | 969 |
| HUNGARY | | 6 | | 95 | | 50 |
| ALGERIA | | 30 | | 125 | | 67 |
| USA | 63 | 279 | 226 | 2 313 | 123 | 1 232 |

6 IMPORTS AND EXPORTS (SPECIAL TRADE) BY GROUPS OF THE SITC AND BY COUNTRIES OF PRODUCTION AND CONSUMPTION 1979

| GROUP COUNTRY | DT = 100 KG | | 1 000 DM | | 1 000 \$ | |
|------------------------------|-------------|----------|-----------|-----------|-----------|----------|
| | JULY/SEPT | JAN/SEPT | JULY/SEPT | JAN/SEPT | JULY/SEPT | JAN/SEPT |
| SYRIA | | 85 | | 703 | | 380 |
| QATAR | | 15 | | 71 | | 38 |
| JAPAN | | 4 | | 121 | | 66 |
| EXPORTS | 35 591 | 130 019 | 129 151 | 406 187 | 70 941 | 218 129 |
| FRANCE | 2 583 | 7 480 | 9 406 | 27 653 | 5 171 | 14 957 |
| BELGIUM LUX | 311 | 1 691 | 1 440 | 7 483 | 793 | 4 028 |
| NETHERLANDS | 2 282 | 8 237 | 8 744 | 29 313 | 4 806 | 15 846 |
| ITALY | 604 | 3 891 | 2 015 | 7 968 | 1 104 | 4 264 |
| UNTD KINGDOM | 1 904 | 4 099 | 2 314 | 6 197 | 1 272 | 3 346 |
| IRISH REP | 15 | 625 | 307 | 1 977 | 168 | 1 046 |
| DENMARK | 1 | 452 | 27 | 1 882 | 15 | 999 |
| NORWAY | 11 | 503 | 113 | 1 657 | 62 | 897 |
| SWEDEN | 899 | 1 208 | 1 207 | 5 057 | 660 | 2 705 |
| FINLAND | 381 | 1 026 | 3 708 | 8 180 | 2 054 | 4 427 |
| SWITZERLAND | 1 477 | 3 783 | 2 891 | 5 884 | 1 598 | 3 191 |
| AUSTRIA | 737 | 1 448 | 3 361 | 6 000 | 1 847 | 3 260 |
| PORTUGAL | 734 | 1 630 | 529 | 3 031 | 290 | 1 633 |
| SPAIN | 641 | 1 604 | 1 759 | 3 547 | 966 | 1 924 |
| YUGOSLAVIA | 6 065 | 10 585 | 21 033 | 37 770 | 11 519 | 20 438 |
| GREECE | 394 | 428 | 1 115 | 1 912 | 616 | 1 044 |
| TURKEY | 1 658 | 1 830 | 10 275 | 11 230 | 5 669 | 6 174 |
| USSR | 13 | 963 | 96 | 1 571 | 53 | 832 |
| POLAND | 77 | 105 | 204 | 495 | 112 | 267 |
| CZECHOSLOVA | 138 | 167 | 137 | 645 | 74 | 343 |
| HUNGARY | 11 | 39 | 247 | 762 | 135 | 411 |
| RUMANIA | 61 | 159 | 711 | 1 682 | 390 | 907 |
| MOROCCO | 2 | 4 | 31 | 155 | 16 | 83 |
| ALGERIA | 142 | 223 | 1 043 | 2 419 | 580 | 1 310 |
| TUNISIA | 3 605 | 4 992 | 9 671 | 10 904 | 5 291 | 5 952 |
| LIBYA | 234 | 1 997 | 589 | 2 012 | 323 | 1 070 |
| EGYPT | 21 | 110 | 864 | 1 567 | 479 | 857 |
| MAURITANIA | 51 | 51 | 355 | 355 | 194 | 194 |
| NIGERIA | | 46 | | 151 | | 80 |
| CAMEROON | 33 | 38 | 107 | 197 | 60 | 109 |
| KENYA | 4 | 4 | 186 | 230 | 101 | 125 |
| TANZANIA | 5 | 23 | 8 | 169 | 4 | 99 |
| MAURITIUS | 44 | 75 | 140 | 262 | 76 | 140 |
| MALAWI | 23 | 23 | 71 | 71 | 39 | 39 |
| REP S AFRICA | 4 898 | 9 388 | 25 365 | 57 611 | 13 926 | 31 033 |
| USA | 3 020 | 13 664 | 3 882 | 19 759 | 2 131 | 10 630 |
| CANADA | 1 | 2 710 | 26 | 13 987 | 15 | 7 390 |
| MEXICO | 22 | 69 | 599 | 3 379 | 333 | 1 813 |
| PANAM EX CZ | | 2 | | 87 | | 46 |
| CUBA | 34 | 206 | 98 | 580 | 54 | 310 |
| JAMAICA | 5 | 5 | 87 | 88 | 48 | 48 |
| NETH ANTILL | 4 | 6 | 235 | 338 | 131 | 186 |
| COLOMBIA | 3 | 24 | 124 | 270 | 68 | 145 |
| VENEZUELA | | 3 | 12 | 105 | 6 | 56 |
| PERU | 10 | 14 | 85 | 221 | 46 | 120 |
| BRAZIL | 33 | 1 815 | 310 | 11 351 | 169 | 6 030 |
| CHILE | 1 | 2 | 23 | 123 | 13 | 67 |
| ARGENTINA | 198 | 461 | 1 229 | 5 310 | 675 | 2 847 |
| LEBANON | 8 | 125 | 79 | 1 122 | 44 | 599 |
| SYRIA | | 6 | | 426 | | 231 |
| IRAQ | 17 | 172 | 239 | 698 | 131 | 374 |
| IRAN | 47 | 402 | 1 643 | 5 413 | 902 | 2 905 |
| ISRAEL | | 12 | 15 | 339 | 9 | 184 |
| JORDAN | | 16 | | 671 | | 355 |
| SAUDI ARABIA | 32 | 103 | 991 | 1 535 | 541 | 830 |
| KUWAIT | 8 | 188 | 183 | 607 | 100 | 329 |
| QATAR | 2 | 78 | 175 | 950 | 96 | 510 |
| ARAB EMIRAT | 930 | 30 467 | 2 434 | 42 338 | 1 335 | 22 258 |
| OMAN | 15 | 21 | 134 | 367 | 73 | 196 |
| PAKISTAN | 3 | 46 | 166 | 1 162 | 91 | 621 |
| INDIA | 727 | 2 209 | 2 233 | 8 821 | 1 229 | 4 755 |
| BANGLADESH | 122 | 3 858 | 101 | 11 660 | 55 | 6 139 |
| SRI LANKA | 20 | 20 | 881 | 881 | 481 | 481 |
| INDONESIA | 113 | 289 | 329 | 1 878 | 183 | 1 017 |
| MALAYSIA | 1 | 108 | 50 | 312 | 29 | 169 |
| SINGAPORE | 1 | 5 | 12 | 100 | 6 | 53 |
| PHILIPPINES | 79 | 135 | 1 803 | 2 875 | 987 | 1 557 |
| SOUTH KOREA | 39 | 1 008 | 388 | 5 955 | 214 | 3 204 |
| JAPAN | 20 | 71 | 117 | 362 | 64 | 197 |
| TAIWAN | 4 | 14 | 82 | 386 | 45 | 205 |
| AUSTRALIA | 6 | 2 543 | 157 | 12 237 | 85 | 6 463 |
| NEW ZEALAND | | 193 | | 1 029 | | 542 |
| 713 INTRNL COMBUS PISTN ENGN | | | | | | |
| IMPORTS | 277 382 | 906 205 | 304 911 | 1 006 410 | 167 871 | 541 853 |
| FRANCE | 50 616 | 163 913 | 82 835 | 273 260 | 45 592 | 147 153 |
| BELGIUM LUX | 4 312 | 13 650 | 6 415 | 23 071 | 3 539 | 12 410 |
| NETHERLANDS | 12 008 | 36 789 | 10 757 | 31 940 | 5 915 | 17 211 |
| ITALY | 19 696 | 53 790 | 28 493 | 80 268 | 15 689 | 43 316 |
| UNTD KINGDOM | 58 960 | 193 162 | 52 864 | 167 491 | 29 133 | 90 221 |
| IRISH REP | 726 | 1 457 | 923 | 3 647 | 506 | 1 960 |
| DENMARK | 1 447 | 8 042 | 957 | 8 596 | 523 | 4 586 |
| NORWAY | 421 | 2 180 | 168 | 3 121 | 90 | 1 647 |
| SWEDEN | 3 555 | 12 122 | 2 984 | 12 855 | 1 642 | 6 895 |

6 IMPORTS AND EXPORTS (SPECIAL TRADE) BY GROUPS OF THE SITC AND BY COUNTRIES OF PRODUCTION AND CONSUMPTION 1979

| GROUP COUNTRY | DT = 100 KG | | 1 000 DM | | 1 000 \$ | |
|------------------|-------------|-----------|-----------|-----------|-----------|-----------|
| | JULY/SEPT | JAN/SEPT | JULY/SEPT | JAN/SEPT | JULY/SEPT | JAN/SEPT |
| FINLAND | 478 | 928 | 182 | 809 | 101 | 434 |
| SWITZERLAND | 3 824 | 19 221 | 5 093 | 23 980 | 2 810 | 12 889 |
| AUSTRIA | 10 332 | 28 165 | 7 328 | 18 354 | 4 034 | 9 913 |
| SPAIN | 35 626 | 105 248 | 30 410 | 90 267 | 16 782 | 48 629 |
| YUGOSLAVIA | 11 437 | 36 915 | 7 550 | 24 586 | 4 166 | 13 249 |
| GREECE | 38 | 62 | 182 | 221 | 100 | 121 |
| TURKEY | | 43 | 3 | 72 | 1 | 37 |
| USSR | 157 | 517 | 20 | 123 | 12 | 65 |
| POLAND | 951 | 2 196 | 314 | 1 195 | 173 | 641 |
| CZECHOSLOVA | 109 | 513 | 162 | 790 | 87 | 422 |
| HUNGARY | 619 | 4 699 | 325 | 4 366 | 178 | 2 330 |
| LIBERIA | 85 | 240 | 18 | 87 | 8 | 44 |
| REP S AFRICA | 683 | 1 537 | 1 040 | 2 239 | 574 | 1 213 |
| USA | 30 409 | 112 207 | 35 187 | 123 841 | 19 354 | 66 627 |
| CANADA | 25 | 1 772 | 36 | 1 653 | 20 | 883 |
| MEXICO | 3 870 | 9 080 | 2 524 | 9 688 | 1 393 | 5 216 |
| BRAZIL | 22 788 | 84 042 | 19 967 | 71 617 | 10 963 | 38 547 |
| CHILE | | 383 | | 191 | | 102 |
| ARGENTINA | 274 | 684 | 188 | 486 | 105 | 265 |
| SAUDI ARABIA | | 280 | | 100 | | 54 |
| INDIA | 154 | 1 203 | 617 | 2 546 | 338 | 1 368 |
| SOUTH KOREA | | 86 | | 180 | | 95 |
| JAPAN | 3 602 | 10 042 | 7 280 | 24 152 | 3 996 | 12 980 |
| AUSTRALIA | 111 | 409 | 29 | 243 | 16 | 129 |
| EXPORTS | 814 309 | 2 769 964 | 1 147 088 | 3 674 168 | 631 907 | 1 979 740 |
| FRANCE | 93 214 | 317 831 | 138 767 | 461 291 | 76 498 | 248 591 |
| BELGIUM LUX | 153 623 | 574 063 | 128 573 | 471 291 | 70 987 | 253 838 |
| NETHERLANDS | 32 757 | 105 613 | 43 973 | 151 853 | 24 213 | 81 754 |
| ITALY | 28 375 | 87 463 | 68 732 | 198 173 | 37 855 | 106 814 |
| UNTD KINGDOM | 120 506 | 423 473 | 81 580 | 265 645 | 44 956 | 143 164 |
| IRISH REP | 191 | 781 | 565 | 2 218 | 311 | 1 194 |
| DENMARK | 6 606 | 17 168 | 15 306 | 43 353 | 8 415 | 23 399 |
| ICELAND | 119 | 350 | 422 | 1 260 | 232 | 683 |
| NORWAY | 4 002 | 11 960 | 14 861 | 39 991 | 8 175 | 21 558 |
| SWEDEN | 28 914 | 98 958 | 49 653 | 150 055 | 27 358 | 80 883 |
| FINLAND | 2 405 | 7 878 | 5 613 | 17 509 | 3 095 | 9 445 |
| SWITZERLAND | 6 550 | 18 834 | 13 365 | 37 474 | 7 353 | 20 201 |
| AUSTRIA | 14 643 | 40 724 | 27 128 | 75 090 | 14 943 | 40 518 |
| PORTUGAL | 11 424 | 26 241 | 24 177 | 58 551 | 13 310 | 31 690 |
| SPAIN | 4 185 | 12 570 | 11 008 | 31 936 | 6 057 | 17 213 |
| GIBRALTAR | 3 | 29 | 26 | 99 | 15 | 54 |
| MALTA | 32 | 96 | 184 | 598 | 100 | 322 |
| YUGOSLAVIA | 7 703 | 23 852 | 20 121 | 64 633 | 11 073 | 34 764 |
| GREECE | 10 749 | 36 049 | 15 141 | 50 592 | 8 375 | 27 282 |
| TURKEY | 3 759 | 14 324 | 7 537 | 29 066 | 4 145 | 15 625 |
| USSR | 690 | 1 606 | 1 392 | 5 077 | 765 | 2 729 |
| POLAND | 1 328 | 2 925 | 3 822 | 8 826 | 2 111 | 4 773 |
| CZECHOSLOVA | 555 | 1 638 | 2 282 | 5 773 | 1 257 | 3 114 |
| HUNGARY | 5 155 | 14 788 | 5 728 | 16 693 | 3 157 | 8 994 |
| RUMANIA | 1 374 | 4 830 | 4 391 | 16 751 | 2 418 | 8 998 |
| BULGARIA | 411 | 1 980 | 1 165 | 4 403 | 641 | 2 378 |
| CANARY IS | 266 | 577 | 926 | 2 169 | 509 | 1 174 |
| MOROCCO | 590 | 1 062 | 1 556 | 3 123 | 853 | 1 690 |
| CEUTA MEL | 26 | 107 | 129 | 585 | 72 | 315 |
| ALGERIA | 11 203 | 37 754 | 26 539 | 92 503 | 14 572 | 49 600 |
| TUNISIA | 713 | 2 803 | 1 517 | 6 211 | 833 | 3 337 |
| LIBYA | 738 | 5 853 | 4 825 | 17 946 | 2 644 | 9 684 |
| EGYPT | 3 432 | 8 285 | 7 233 | 21 048 | 3 982 | 11 353 |
| SUDAN | 94 | 1 040 | 520 | 3 819 | 288 | 2 044 |
| MALI | 92 | 105 | 234 | 259 | 127 | 141 |
| SENEGAL | 45 | 208 | 265 | 862 | 148 | 466 |
| GAMBIA | 2 | 10 | 48 | 73 | 27 | 41 |
| GUIN BISSAU | | 104 | | 240 | | 129 |
| SIERRA LEONE | 52 | 153 | 214 | 615 | 118 | 332 |
| LIBERIA | 232 | 532 | 660 | 2 009 | 362 | 1 082 |
| IVORY COAST | 128 | 340 | 531 | 1 566 | 296 | 848 |
| GHANA | 254 | 434 | 444 | 1 090 | 245 | 595 |
| TOGO | 14 | 74 | 74 | 450 | 41 | 242 |
| NIGERIA | 1 581 | 4 789 | 4 491 | 11 411 | 2 473 | 6 192 |
| CAMEROON | 110 | 225 | 384 | 803 | 211 | 435 |
| GABON | 53 | 92 | 190 | 394 | 104 | 214 |
| CONGO | 16 | 103 | 74 | 442 | 41 | 237 |
| ZAIRE | 189 | 313 | 754 | 1 609 | 414 | 870 |
| RWANDA | 10 | 73 | 20 | 169 | 11 | 92 |
| ANGOLA | 25 | 511 | 231 | 2 837 | 126 | 1 517 |
| ETHIOPIA | 57 | 314 | 355 | 1 337 | 194 | 719 |
| SOMALIA | 2 | 12 | 4 | 68 | 2 | 36 |
| KENYA | 244 | 505 | 822 | 1 763 | 456 | 956 |
| UGANDA | | 2 | | 54 | | 30 |
| TANZANIA | 67 | 331 | 185 | 1 035 | 101 | 557 |
| SEYCHELLES | 11 | 13 | 58 | 106 | 33 | 59 |
| MOZAMBIQUE | 10 | 56 | 68 | 387 | 37 | 207 |
| MADAGASCAR | 338 | 647 | 877 | 2 635 | 483 | 1 416 |
| MAURITIUS | 1 | 146 | 7 | 267 | 3 | 143 |
| ZAMBIA | 94 | 322 | 470 | 1 255 | 263 | 683 |
| REP S AFRICA | 22 925 | 77 665 | 43 917 | 123 128 | 24 222 | 66 410 |
| USA | 158 594 | 564 328 | 185 164 | 615 296 | 101 982 | 331 365 |
| CANADA | 5 118 | 17 089 | 8 535 | 29 584 | 4 688 | 15 914 |
| MEXICO | 7 961 | 11 965 | 11 850 | 18 088 | 6 537 | 9 876 |
| BERMUDA | | 136 | | 130 | | 71 |

6 IMPORTS AND EXPORTS (SPECIAL TRADE) BY GROUPS OF THE SITC AND BY COUNTRIES OF PRODUCTION AND CONSUMPTION 1979

| GROUP COUNTRY | DT = 100 KG | | 1 000 DM | | 1 000 \$ | |
|------------------|-------------|----------|-----------|----------|-----------|----------|
| | JULY/SEPT | JAN/SEPT | JULY/SEPT | JAN/SEPT | JULY/SEPT | JAN/SEPT |
| GUATEMALA | 114 | 211 | 263 | 458 | 145 | 248 |
| REP HONDURAS | 14 | 49 | 26 | 107 | 14 | 57 |
| EL SALVADOR | 142 | 794 | 212 | 749 | 117 | 400 |
| COSTA RICA | 77 | 169 | 242 | 812 | 134 | 433 |
| PANAM EX CZ | 12 | 46 | 120 | 385 | 66 | 205 |
| PANAMA C ZON | 28 | 95 | 185 | 471 | 104 | 255 |
| CUBA | 71 | 305 | 557 | 2 210 | 308 | 1 188 |
| DOMINIC REP | 12 | 67 | 23 | 146 | 12 | 79 |
| GUADELOUPE | 2 | 25 | 17 | 104 | 9 | 55 |
| BARBADOS | 5 | 9 | 27 | 80 | 16 | 43 |
| TRINIDAD TOB | 11 | 125 | 93 | 590 | 52 | 318 |
| NETH ANTILL | 5 | 75 | 31 | 382 | 17 | 206 |
| COLOMBIA | 121 | 448 | 424 | 2 218 | 233 | 1 194 |
| VENEZUELA | 464 | 2 203 | 1 846 | 6 396 | 1 015 | 3 449 |
| SURINAM | 3 | 109 | 21 | 137 | 11 | 72 |
| ECUADOR | 356 | 2 421 | 1 600 | 8 554 | 888 | 4 647 |
| PERU | 115 | 295 | 825 | 2 111 | 453 | 1 139 |
| BRAZIL | 6 953 | 18 432 | 16 086 | 45 126 | 8 829 | 24 341 |
| CHILE | 450 | 1 418 | 1 826 | 5 939 | 1 005 | 3 217 |
| BOLIVIA | 27 | 197 | 82 | 958 | 45 | 516 |
| PARAGUAY | 78 | 186 | 278 | 940 | 152 | 506 |
| URUGUAY | 142 | 241 | 747 | 1 260 | 411 | 683 |
| ARGENTINA | 911 | 3 314 | 3 882 | 11 862 | 2 137 | 6 385 |
| CYPRUS | 71 | 391 | 226 | 995 | 121 | 533 |
| LEBANON | 763 | 1 844 | 1 270 | 3 436 | 695 | 1 848 |
| SYRIA | 4 144 | 7 383 | 3 808 | 8 047 | 2 096 | 4 357 |
| IRAQ | 2 050 | 5 267 | 5 811 | 15 179 | 3 206 | 8 202 |
| IRAN | 2 066 | 8 818 | 7 342 | 32 168 | 4 039 | 17 306 |
| ISRAEL | 569 | 2 989 | 1 657 | 6 697 | 911 | 3 602 |
| JORDAN | 969 | 3 564 | 2 328 | 6 334 | 1 284 | 3 415 |
| SAUDI ARABIA | 12 903 | 30 963 | 33 507 | 74 632 | 18 471 | 40 584 |
| KUWAIT | 569 | 1 368 | 1 180 | 4 146 | 649 | 2 230 |
| BAHRAIN | 23 | 45 | 83 | 281 | 46 | 152 |
| QATAR | 62 | 680 | 194 | 867 | 107 | 470 |
| ARAB EMIRAT | 638 | 8 736 | 1 361 | 12 626 | 760 | 6 708 |
| OMAN | 41 | 92 | 170 | 376 | 93 | 204 |
| NORTH YEMEN | 98 | 975 | 390 | 3 218 | 216 | 1 729 |
| SOUTH YEMEN | 54 | 60 | 195 | 237 | 107 | 129 |
| AFGHANISTAN | 73 | 1 112 | 223 | 624 | 122 | 333 |
| PAKISTAN | 212 | 1 581 | 843 | 4 250 | 462 | 2 269 |
| INDIA | 2 159 | 11 886 | 4 651 | 15 971 | 2 558 | 8 609 |
| BANGLADESH | 79 | 1 041 | 509 | 4 561 | 279 | 2 445 |
| SRI LANKA | 71 | 317 | 179 | 555 | 99 | 303 |
| BURMA | 5 | 281 | 9 | 576 | 5 | 305 |
| THAILAND | 647 | 1 656 | 1 666 | 4 362 | 911 | 2 354 |
| INDONESIA | 943 | 3 331 | 2 787 | 10 614 | 1 533 | 5 714 |
| MALAYSIA | 378 | 1 848 | 1 287 | 4 943 | 707 | 2 651 |
| SINGAPORE | 5 032 | 12 451 | 15 666 | 45 242 | 8 635 | 24 417 |
| PHILIPPINES | 470 | 2 198 | 943 | 6 600 | 518 | 3 506 |
| P REP CHINA | 261 | 1 672 | 1 615 | 7 537 | 887 | 4 062 |
| NORTH KOREA | | 71 | | 217 | | 116 |
| SOUTH KOREA | 4 887 | 15 539 | 16 977 | 75 906 | 9 325 | 40 613 |
| JAPAN | 2 768 | 8 374 | 4 951 | 15 881 | 2 724 | 8 548 |
| TAIWAN | 354 | 1 304 | 1 293 | 3 733 | 709 | 2 008 |
| HONG KONG | 146 | 2 033 | 578 | 7 360 | 319 | 3 942 |
| AUSTRALIA | 5 966 | 13 119 | 13 557 | 26 341 | 7 449 | 14 262 |
| PAPUA NEW G | 4 | 17 | 12 | 69 | 6 | 35 |
| NEW ZEALAND | 85 | 375 | 283 | 834 | 156 | 449 |
| NEW CALEDON | 4 | 19 | 17 | 80 | 10 | 45 |
| FR POLYNESIA | 15 | 43 | 116 | 298 | 64 | 162 |

714 ENGINES & MOTORS NES

| IMPORTS | 6 025 | 18 314 | 150 423 | 419 889 | 82 714 | 226 300 |
|--------------|-------|--------|---------|---------|--------|---------|
| FRANCE | 673 | 1 514 | 37 006 | 88 957 | 20 337 | 48 001 |
| BELGIUM LUX | 279 | 602 | 2 680 | 7 168 | 1 471 | 3 884 |
| NETHERLANDS | 652 | 1 604 | 5 738 | 16 990 | 3 167 | 9 163 |
| ITALY | 219 | 2 414 | 1 429 | 11 671 | 784 | 6 271 |
| UNTD KINGDOM | 1 114 | 2 455 | 29 076 | 79 279 | 16 018 | 42 706 |
| DENMARK | 12 | 68 | 938 | 2 708 | 517 | 1 464 |
| NORWAY | 84 | 91 | 629 | 1 140 | 351 | 625 |
| SWEDEN | 19 | 64 | 1 445 | 3 174 | 795 | 1 721 |
| FINLAND | 3 | 3 | 128 | 174 | 71 | 95 |
| SWITZERLAND | 768 | 2 090 | 11 318 | 18 184 | 6 196 | 9 846 |
| AUSTRIA | 322 | 970 | 269 | 1 130 | 147 | 606 |
| PORTUGAL | 5 | 7 | 528 | 611 | 293 | 338 |
| SPAIN | 4 | 12 | 164 | 1 093 | 91 | 592 |
| YUGOSLAVIA | | 5 | 20 | 316 | 11 | 168 |
| GREECE | 11 | 106 | 524 | 4 922 | 287 | 2 616 |
| TURKEY | 11 | 15 | 896 | 1 168 | 492 | 637 |
| RUMANIA | 6 | 12 | 308 | 636 | 171 | 343 |
| MOROCCO | 2 | 11 | 120 | 581 | 66 | 315 |
| ALGERIA | 4 | 4 | 228 | 228 | 125 | 125 |
| TUNISIA | | 6 | 2 | 417 | 1 | 221 |
| EGYPT | 6 | 144 | 361 | 6 548 | 199 | 3 505 |
| SUDAN | | 4 | | 240 | | 130 |
| IVORY COAST | 2 | 2 | 96 | 97 | 52 | 53 |
| GABON | 2 | 24 | 188 | 637 | 103 | 342 |
| ANGOLA | 4 | 6 | 420 | 630 | 232 | 345 |
| KENYA | | 2 | | 115 | | 62 |
| REP S AFRICA | 8 | 23 | 791 | 2 156 | 436 | 1 167 |

6 IMPORTS AND EXPORTS (SPECIAL TRADE) BY GROUPS OF THE SITC AND BY COUNTRIES OF PRODUCTION AND CONSUMPTION 1979

| GROUP COUNTRY | DT = 100 KG | | 1 000 DM | | 1 000 \$ | |
|------------------|-------------|----------|-----------|----------|-----------|----------|
| | JULY/SEPT | JAN/SEPT | JULY/SEPT | JAN/SEPT | JULY/SEPT | JAN/SEPT |
| USA | 1 651 | 5 426 | 45 219 | 137 238 | 24 854 | 73 891 |
| CANADA | 1 | 35 | 143 | 2 366 | 77 | 1 260 |
| ARGENTINA | 4 | 6 | 164 | 246 | 90 | 133 |
| CYPRUS | 1 | 1 | 181 | 181 | 101 | 101 |
| LEBANON | 2 | 111 | 57 | 77 | 32 | 42 |
| SYRIA | 2 | 13 | 109 | 879 | 61 | 472 |
| IRAQ | 2 | 16 | 120 | 1 676 | 66 | 897 |
| IRAN | 8 | 11 | 471 | 609 | 258 | 332 |
| ISRAEL | 19 | 23 | 2 298 | 3 210 | 1 262 | 1 746 |
| JORDAN | 10 | 14 | 663 | 1 162 | 369 | 633 |
| SAUDI ARABIA | 85 | 170 | 3 439 | 8 206 | 1 891 | 4 433 |
| KUWAIT | | 7 | | 987 | | 525 |
| BAHRAIN | 8 | 24 | 486 | 1 456 | 267 | 786 |
| QATAR | | 3 | | 92 | | 49 |
| OMAN | 8 | 35 | 776 | 3 508 | 427 | 1 884 |
| AFGHANISTAN | 2 | 4 | 103 | 206 | 57 | 113 |
| INDIA | 4 | 31 | 113 | 527 | 62 | 284 |
| NEPAL | 4 | 32 | 421 | 1 569 | 230 | 837 |
| MALAYSIA | 2 | 6 | 210 | 477 | 115 | 258 |
| SINGAPORE | 2 | 3 | 127 | 334 | 71 | 181 |
| SOUTH KOREA | | 2 | | 75 | | 39 |
| HONG KONG | | 61 | | 3 705 | | 1 991 |
| EXPORTS | 16 065 | 45 303 | 254 104 | 654 589 | 139 738 | 353 012 |
| FRANCE | 493 | 1 200 | 31 993 | 92 970 | 17 656 | 50 111 |
| BELGIUM LUX | 210 | 278 | 4 486 | 9 098 | 2 472 | 4 935 |
| NETHERLANDS | 1 202 | 2 120 | 16 400 | 33 900 | 9 025 | 18 370 |
| ITALY | 410 | 747 | 15 780 | 25 342 | 8 741 | 13 839 |
| UNTD KINGDOM | 1 143 | 3 397 | 48 574 | 173 258 | 26 653 | 92 991 |
| IRISH REP | | 87 | 15 | 1 660 | 7 | 892 |
| DENMARK | 112 | 208 | 3 876 | 8 423 | 2 149 | 4 572 |
| NORWAY | 5 | 27 | 381 | 1 172 | 209 | 633 |
| SWEDEN | 24 | 79 | 1 235 | 3 984 | 677 | 2 145 |
| FINLAND | 1 | 5 | 116 | 644 | 64 | 348 |
| SWITZERLAND | 2 202 | 5 355 | 13 428 | 20 654 | 7 356 | 11 199 |
| AUSTRIA | 18 | 44 | 183 | 398 | 101 | 214 |
| PORTUGAL | 2 | 20 | 274 | 1 884 | 151 | 1 008 |
| SPAIN | 8 | 21 | 1 251 | 1 648 | 685 | 897 |
| YUGOSLAVIA | 6 | 24 | 694 | 1 871 | 382 | 1 012 |
| GREECE | 14 | 42 | 988 | 3 307 | 547 | 1 786 |
| TURKEY | 41 | 95 | 1 941 | 4 624 | 1 063 | 2 498 |
| USSR | 2 667 | 3 766 | 25 326 | 26 266 | 13 886 | 14 380 |
| ROMANIA | 6 | 14 | 402 | 1 043 | 220 | 565 |
| MOROCCO | | 2 | 1 | 217 | | 114 |
| ALGERIA | 6 | 47 | 604 | 1 382 | 335 | 749 |
| TUNISIA | 17 | 25 | 514 | 794 | 283 | 432 |
| LIBYA | 121 | 5 423 | 336 | 14 037 | 184 | 7 454 |
| EGYPT | 121 | 493 | 4 840 | 19 273 | 2 653 | 10 331 |
| SUDAN | 3 | 12 | 256 | 851 | 140 | 455 |
| SENEGAL | 6 | 6 | 204 | 204 | 112 | 112 |
| GABON | 1 | 4 | 130 | 474 | 72 | 257 |
| KENYA | 2 | 2 | 134 | 163 | 73 | 89 |
| TANZANIA | | 3 | 14 | 121 | 8 | 66 |
| REP S AFRICA | 8 | 30 | 424 | 3 447 | 233 | 1 846 |
| USA | 997 | 3 121 | 28 458 | 61 361 | 15 689 | 33 226 |
| CANADA | 7 | 19 | 941 | 3 254 | 521 | 1 753 |
| JAMAICA | 1 | 8 | 2 | 80 | 1 | 43 |
| COLOMBIA | 2 | 2 | 109 | 129 | 60 | 70 |
| BRAZIL | 4 | 13 | 192 | 760 | 105 | 409 |
| ARGENTINA | 3 | 12 | 266 | 769 | 147 | 416 |
| CYPRUS | 12 | 12 | 320 | 320 | 175 | 175 |
| LEBANON | 4 | 22 | 313 | 1 342 | 172 | 721 |
| SYRIA | 482 | 493 | 2 498 | 4 106 | 1 370 | 2 227 |
| IRAQ | 211 | 331 | 2 943 | 8 221 | 1 611 | 4 423 |
| IRAN | 318 | 2 416 | 16 128 | 40 676 | 8 849 | 21 932 |
| ISRAEL | 9 | 13 | 614 | 888 | 336 | 485 |
| JORDAN | 4 | 15 | 346 | 977 | 192 | 528 |
| SAUDI ARABIA | 124 | 7 067 | 4 951 | 34 387 | 2 724 | 18 403 |
| KUWAIT | 1 | 16 | 77 | 1 450 | 42 | 770 |
| BAHRAIN | 2 287 | 2 305 | 10 466 | 11 932 | 5 739 | 6 521 |
| QATAR | 2 534 | 5 060 | 6 222 | 15 386 | 3 411 | 8 299 |
| ARAB EMIRAT | | 1 | | 54 | | 30 |
| OMAN | 8 | 43 | 1 232 | 6 183 | 683 | 3 321 |
| AFGHANISTAN | 4 | 4 | 188 | 188 | 103 | 103 |
| PAKISTAN | 30 | 51 | 289 | 1 026 | 159 | 553 |
| INDIA | 42 | 69 | 904 | 1 621 | 498 | 879 |
| BANGLADESH | 5 | 7 | 155 | 199 | 85 | 108 |
| NEPAL | | 45 | | 2 085 | | 1 105 |
| INDONESIA | 77 | 86 | 484 | 884 | 267 | 481 |
| MALAYSIA | 2 | 2 | 240 | 240 | 132 | 132 |
| SINGAPORE | 27 | 57 | 768 | 1 513 | 423 | 822 |
| TAIWAN | | 8 | | 86 | | 46 |
| AUSTRALIA | 4 | 381 | 34 | 925 | 18 | 498 |

6 IMPORTS AND EXPORTS (SPECIAL TRADE) BY GROUPS OF THE SITC AND BY COUNTRIES OF PRODUCTION AND CONSUMPTION 1979

| GROUP COUNTRY | DT = 100 KG | | 1 000 DM | | 1 000 \$ | |
|-----------------------------|-------------|----------|-----------|-----------|-----------|----------|
| | JULY/SEPT | JAN/SEPT | JULY/SEPT | JAN/SEPT | JULY/SEPT | JAN/SEPT |
| 716 ROTATING ELECTRIC PLANT | | | | | | |
| IMPORTS | 164 253 | 517 332 | 185 145 | 549 819 | 101 919 | 296 410 |
| FRANCE | 26 380 | 84 134 | 30 815 | 98 937 | 16 944 | 53 281 |
| BELGIUM LUX | 4 533 | 10 686 | 4 841 | 11 740 | 2 663 | 6 339 |
| NETHERLANDS | 6 027 | 14 575 | 10 653 | 25 995 | 5 868 | 14 045 |
| ITALY | 12 137 | 39 855 | 13 931 | 42 165 | 7 668 | 22 745 |
| UNTD KINGDOM | 11 673 | 43 368 | 10 349 | 31 283 | 5 698 | 16 850 |
| IRISH REP | 2 080 | 3 520 | 3 296 | 6 395 | 1 813 | 3 464 |
| DENMARK | 7 585 | 25 669 | 7 027 | 21 514 | 3 873 | 11 597 |
| NORWAY | 323 | 590 | 769 | 1 598 | 424 | 867 |
| SWEDEN | 3 103 | 10 875 | 4 662 | 15 628 | 2 574 | 8 432 |
| FINLAND | 301 | 838 | 194 | 638 | 103 | 341 |
| SWITZERLAND | 6 915 | 17 783 | 22 218 | 56 157 | 12 235 | 30 332 |
| AUSTRIA | 32 204 | 107 456 | 21 934 | 71 636 | 12 068 | 38 575 |
| PORTUGAL | | 40 | 11 | 95 | 6 | 50 |
| SPAIN | 1 894 | 7 462 | 1 864 | 7 531 | 1 024 | 4 055 |
| YUGOSLAVIA | 9 408 | 27 824 | 7 588 | 21 922 | 4 187 | 11 824 |
| GREECE | 60 | 164 | 33 | 157 | 18 | 82 |
| TURKEY | 47 | 72 | 86 | 191 | 47 | 104 |
| USSR | 750 | 3 589 | 277 | 1 114 | 153 | 595 |
| POLAND | 8 247 | 20 901 | 3 544 | 8 166 | 1 951 | 4 410 |
| CZECHOSLOVA | 7 375 | 25 830 | 2 201 | 8 023 | 1 212 | 4 322 |
| HUNGARY | 4 653 | 13 825 | 2 124 | 6 625 | 1 169 | 3 575 |
| RUMANIA | 1 370 | 3 431 | 383 | 1 282 | 209 | 686 |
| BULGARIA | 1 810 | 6 003 | 472 | 1 542 | 261 | 831 |
| ALGERIA | 1 | 2 | 52 | 191 | 29 | 104 |
| EGYPT | 6 | 33 | 123 | 483 | 68 | 261 |
| LIBERIA | 19 | 130 | 10 | 69 | 5 | 36 |
| NIGERIA | 19 | 331 | 11 | 499 | 6 | 269 |
| KENYA | | 45 | 53 | 164 | 29 | 88 |
| REP S AFRICA | 1 | 187 | 2 | 162 | 2 | 88 |
| USA | 11 568 | 33 933 | 27 376 | 80 706 | 15 072 | 43 496 |
| CANADA | 76 | 279 | 167 | 671 | 91 | 356 |
| BRAZIL | 595 | 2 130 | 319 | 883 | 176 | 482 |
| ARGENTINA | 33 | 43 | 115 | 121 | 62 | 65 |
| SYRIA | | 1 | 8 | 105 | 4 | 55 |
| IRAQ | | 2 | 21 | 83 | 12 | 45 |
| IRAN | 63 | 106 | 101 | 231 | 55 | 123 |
| JORDAN | 3 | 20 | 57 | 298 | 32 | 160 |
| SAUDI ARABIA | 3 | 512 | 139 | 1 622 | 77 | 866 |
| KUWAIT | 100 | 100 | 162 | 284 | 89 | 155 |
| SINGAPORE | 5 | 12 | 30 | 134 | 16 | 73 |
| JAPAN | 1 439 | 5 288 | 3 691 | 11 062 | 2 035 | 5 971 |
| TAIWAN | 75 | 454 | 101 | 426 | 55 | 229 |
| HONG KONG | 1 305 | 5 011 | 3 177 | 10 775 | 1 750 | 5 808 |
| EXPORTS | 256 315 | 782 537 | 469 337 | 1 423 715 | 258 461 | 767 458 |
| FRANCE | 21 982 | 71 225 | 40 104 | 127 485 | 22 081 | 68 670 |
| BELGIUM LUX | 15 449 | 49 658 | 22 139 | 67 698 | 12 187 | 36 456 |
| NETHERLANDS | 22 815 | 69 768 | 33 989 | 104 698 | 18 719 | 56 453 |
| ITALY | 20 055 | 60 081 | 29 666 | 89 677 | 16 345 | 48 375 |
| UNTD KINGDOM | 12 575 | 33 606 | 25 223 | 68 110 | 13 880 | 36 771 |
| IRISH REP | 1 723 | 3 895 | 2 513 | 5 284 | 1 381 | 2 853 |
| DENMARK | 12 370 | 37 152 | 15 728 | 47 112 | 8 666 | 25 398 |
| ICELAND | 23 | 179 | 55 | 238 | 32 | 131 |
| FAROE IS | | 124 | | 205 | | 110 |
| NORWAY | 7 004 | 22 829 | 8 720 | 26 565 | 4 800 | 14 320 |
| SWEDEN | 10 839 | 33 703 | 17 615 | 53 153 | 9 708 | 28 648 |
| FINLAND | 1 456 | 3 789 | 3 463 | 9 224 | 1 905 | 4 970 |
| SWITZERLAND | 22 141 | 65 501 | 43 804 | 127 840 | 24 136 | 68 958 |
| AUSTRIA | 11 365 | 38 315 | 18 402 | 55 923 | 10 132 | 30 130 |
| PORTUGAL | 344 | 1 224 | 756 | 2 601 | 414 | 1 401 |
| SPAIN | 2 950 | 7 879 | 4 445 | 12 486 | 2 442 | 6 728 |
| MALTA | | 25 | 10 | 161 | 5 | 87 |
| YUGOSLAVIA | 2 810 | 6 746 | 5 811 | 17 520 | 3 209 | 9 444 |
| GREECE | 2 072 | 7 049 | 4 213 | 13 789 | 2 319 | 7 415 |
| TURKEY | 2 103 | 7 804 | 4 446 | 18 194 | 2 444 | 9 817 |
| USSR | 2 044 | 6 025 | 9 535 | 17 078 | 5 246 | 9 294 |
| POLAND | 1 634 | 4 384 | 3 425 | 9 088 | 1 886 | 4 922 |
| CZECHOSLOVA | 913 | 3 433 | 2 840 | 8 591 | 1 570 | 4 643 |
| HUNGARY | 390 | 1 743 | 1 503 | 5 977 | 831 | 3 217 |
| RUMANIA | 2 613 | 5 664 | 4 485 | 10 405 | 2 470 | 5 616 |
| BULGARIA | 336 | 953 | 532 | 2 213 | 290 | 1 188 |
| ALBANIA | 35 | 35 | 120 | 120 | 65 | 65 |
| CANARY IS | 39 | 53 | 110 | 174 | 58 | 92 |
| MOROCCO | 89 | 342 | 214 | 901 | 115 | 483 |
| ALGERIA | 2 970 | 5 532 | 5 435 | 11 833 | 2 980 | 6 426 |
| TUNISIA | 3 035 | 3 231 | 4 337 | 4 858 | 2 380 | 2 659 |
| LIBYA | 9 397 | 22 200 | 28 577 | 68 237 | 15 767 | 36 916 |
| EGYPT | 3 621 | 10 071 | 9 095 | 23 647 | 4 977 | 12 698 |
| SUDAN | 185 | 765 | 441 | 1 643 | 244 | 885 |
| MALI | 17 | 22 | 43 | 62 | 23 | 34 |
| CAPE VERDE | 24 | 31 | 58 | 69 | 32 | 38 |
| SENEGAL | 10 | 128 | 31 | 265 | 18 | 141 |
| REP GUINEA | | 95 | | 266 | | 141 |
| SIERRA LEONE | 233 | 240 | 762 | 807 | 417 | 441 |
| LIBERIA | 105 | 209 | 116 | 415 | 61 | 221 |
| IVORY COAST | 7 | 106 | 41 | 363 | 22 | 192 |
| GHANA | 28 | 208 | 62 | 604 | 34 | 326 |

6 IMPORTS AND EXPORTS (SPECIAL TRADE) BY GROUPS OF THE SITC AND BY COUNTRIES OF PRODUCTION AND CONSUMPTION 1979

| GROUP COUNTRY | DT = 100 KG | | 1 000 DM | | 1 000 \$ | |
|------------------|-------------|----------|-----------|----------|-----------|----------|
| | JULY/SEPT | JAN/SEPT | JULY/SEPT | JAN/SEPT | JULY/SEPT | JAN/SEPT |
| TOGO | 9 | 86 | 18 | 179 | 10 | 95 |
| BENIN | | 124 | 1 | 272 | | 146 |
| NIGERIA | 1 026 | 6 910 | 2 658 | 15 087 | 1 455 | 8 133 |
| CAMEROON | 84 | 118 | 189 | 272 | 104 | 150 |
| CENT AFR EMP | | 60 | | 114 | | 60 |
| CONGO | | 85 | 3 | 113 | 2 | 61 |
| ZAIRE | 14 | 202 | 65 | 659 | 37 | 354 |
| RWANDA | 61 | 73 | 244 | 287 | 134 | 157 |
| ANGOLA | 16 | 76 | 51 | 187 | 28 | 100 |
| ETHIOPIA | 63 | 235 | 71 | 484 | 38 | 260 |
| KENYA | 46 | 227 | 233 | 731 | 127 | 387 |
| UGANDA | | 34 | | 584 | | 314 |
| TANZANIA | 58 | 401 | 218 | 1 045 | 121 | 561 |
| MOZAMBIQUE | 24 | 29 | 53 | 61 | 29 | 33 |
| MADAGASCAR | 10 | 26 | 47 | 97 | 27 | 53 |
| ZAMBIA | 11 | 47 | 33 | 184 | 18 | 97 |
| REP S AFRICA | 1 325 | 5 400 | 2 430 | 13 117 | 1 337 | 7 083 |
| USA | 11 716 | 36 702 | 23 085 | 72 636 | 12 725 | 39 110 |
| CANADA | 1 799 | 7 529 | 3 100 | 13 604 | 1 704 | 7 260 |
| MEXICO | 594 | 1 151 | 1 613 | 3 623 | 888 | 1 959 |
| GUATEMALA | 494 | 596 | 718 | 896 | 396 | 490 |
| EL SALVADOR | 15 | 42 | 28 | 85 | 15 | 45 |
| COSTA RICA | 326 | 772 | 1 526 | 2 247 | 839 | 1 224 |
| CUBA | 7 | 781 | 49 | 1 149 | 28 | 617 |
| REP HAITI | 26 | 32 | 75 | 82 | 41 | 45 |
| JAMAICA | | 129 | | 158 | | 86 |
| COLOMBIA | 880 | 1 539 | 1 167 | 2 210 | 641 | 1 196 |
| VENEZUELA | 2 086 | 14 235 | 3 448 | 23 275 | 1 900 | 12 478 |
| ECUADOR | 148 | 2 076 | 330 | 6 592 | 180 | 3 483 |
| PERU | 143 | 631 | 356 | 1 799 | 198 | 975 |
| BRAZIL | 1 173 | 3 352 | 2 883 | 9 292 | 1 588 | 5 018 |
| CHILE | 648 | 1 560 | 697 | 2 456 | 384 | 1 328 |
| BOLIVIA | 303 | 389 | 786 | 898 | 430 | 490 |
| PARAGUAY | 48 | 56 | 148 | 206 | 80 | 111 |
| URUGUAY | 17 | 56 | 26 | 121 | 13 | 65 |
| ARGENTINA | 546 | 1 286 | 1 639 | 3 989 | 900 | 2 152 |
| CYPRUS | 87 | 247 | 91 | 250 | 48 | 132 |
| LEBANON | 411 | 669 | 450 | 1 002 | 248 | 541 |
| SYRIA | 526 | 1 570 | 661 | 2 438 | 361 | 1 318 |
| IRAQ | 6 378 | 11 301 | 14 991 | 24 968 | 8 324 | 13 633 |
| IRAN | 1 740 | 8 970 | 3 471 | 20 156 | 1 912 | 10 799 |
| ISRAEL | 1 053 | 2 043 | 1 933 | 4 168 | 1 058 | 2 253 |
| JORDAN | 396 | 1 516 | 744 | 3 344 | 407 | 1 784 |
| SAUDI ARABIA | 11 448 | 33 517 | 19 542 | 68 908 | 10 767 | 37 072 |
| KUWAIT | 166 | 1 210 | 668 | 3 311 | 367 | 1 785 |
| BAHRAIN | 20 | 133 | 55 | 311 | 30 | 166 |
| QATAR | 7 | 42 | 56 | 233 | 30 | 125 |
| ARAB EMIRAT | 238 | 3 104 | 466 | 3 785 | 257 | 2 017 |
| OMAN | 19 | 54 | 108 | 200 | 61 | 110 |
| NORTH YEMEN | 190 | 1 861 | 336 | 4 779 | 185 | 2 546 |
| SOUTH YEMEN | | 39 | | 121 | | 65 |
| PAKISTAN | 334 | 624 | 1 509 | 2 504 | 829 | 1 363 |
| INDIA | 961 | 3 320 | 2 785 | 9 625 | 1 542 | 5 184 |
| BANGLADESH | 39 | 1 294 | 75 | 3 262 | 42 | 1 732 |
| SRI LANKA | 66 | 209 | 102 | 313 | 56 | 168 |
| BURMA | 13 | 333 | 46 | 798 | 26 | 427 |
| THAILAND | 474 | 1 603 | 589 | 3 312 | 326 | 1 770 |
| INDONESIA | 2 555 | 7 178 | 4 785 | 13 102 | 2 626 | 7 054 |
| MALAYSIA | 713 | 1 254 | 1 835 | 3 014 | 1 007 | 1 637 |
| SINGAPORE | 1 345 | 2 719 | 1 954 | 4 286 | 1 078 | 2 323 |
| PHILIPPINES | 170 | 1 310 | 428 | 2 988 | 234 | 1 595 |
| P REP CHINA | 16 | 481 | 36 | 1 240 | 19 | 668 |
| SOUTH KOREA | 831 | 6 204 | 1 470 | 14 803 | 806 | 7 947 |
| JAPAN | 708 | 1 435 | 1 553 | 4 189 | 860 | 2 258 |
| TAIWAN | 1 192 | 2 013 | 2 802 | 4 557 | 1 530 | 2 462 |
| HONG KONG | 302 | 1 380 | 438 | 2 311 | 242 | 1 243 |
| AUSTRALIA | 2 282 | 11 306 | 4 092 | 19 674 | 2 252 | 10 598 |
| NEW ZEALAND | 36 | 311 | 161 | 708 | 90 | 378 |

718 OTH POWER GENERATG MACHY

| IMPORTS | 7 627 | 26 768 | 20 493 | 62 986 | 11 276 | 33 891 |
|---------------|-------|--------|--------|--------|--------|--------|
| FRANCE | 291 | 648 | 740 | 2 055 | 408 | 1 112 |
| BELGIUM LUX | 119 | 524 | 283 | 1 057 | 155 | 565 |
| NETHERLANDS | 345 | 810 | 460 | 854 | 257 | 464 |
| ITALY | 423 | 1 674 | 589 | 2 518 | 325 | 1 353 |
| UNITD KINGDOM | 1 404 | 5 453 | 1 881 | 6 560 | 1 034 | 3 530 |
| DENMARK | 943 | 2 845 | 2 664 | 8 286 | 1 467 | 4 472 |
| NORWAY | 82 | 268 | 128 | 326 | 70 | 176 |
| SWEDEN | 514 | 2 461 | 1 880 | 7 884 | 1 035 | 4 244 |
| FINLAND | 5 | 47 | 15 | 112 | 8 | 59 |
| SWITZERLAND | 631 | 3 773 | 2 625 | 8 273 | 1 444 | 4 455 |
| AUSTRIA | 804 | 1 688 | 3 172 | 4 177 | 1 743 | 2 281 |
| CZECHOSLOVA | 122 | 796 | 100 | 774 | 54 | 415 |
| USA | 1 331 | 4 757 | 4 634 | 17 841 | 2 553 | 9 544 |
| JAPAN | 567 | 940 | 1 295 | 2 212 | 709 | 1 193 |

6 IMPORTS AND EXPORTS (SPECIAL TRADE) BY GROUPS OF THE SITC AND BY COUNTRIES OF PRODUCTION AND CONSUMPTION 1979

| GROUP COUNTRY | DT = 100 KG | | 1 000 DM | | 1 000 \$ | |
|------------------------------|-------------|----------|-----------|----------|-----------|----------|
| | JULY/SEPT | JAN/SEPT | JULY/SEPT | JAN/SEPT | JULY/SEPT | JAN/SEPT |
| EXPORTS | 22 684 | 65 325 | 109 829 | 317 374 | 60 629 | 171 120 |
| FRANCE | 985 | 5 140 | 9 712 | 21 996 | 5 380 | 11 928 |
| BELGIUM LUX | 2 161 | 3 872 | 27 614 | 53 682 | 15 180 | 29 194 |
| NETHERLANDS | 1 189 | 3 557 | 3 238 | 18 238 | 1 787 | 9 754 |
| ITALY | 932 | 3 455 | 3 143 | 15 191 | 1 732 | 8 153 |
| UNITD KINGDOM | 934 | 2 387 | 2 518 | 7 064 | 1 390 | 3 817 |
| IRISH REP | 5 | 16 | 46 | 113 | 26 | 62 |
| DENMARK | 139 | 535 | 596 | 2 001 | 330 | 1 078 |
| NORWAY | 754 | 1 914 | 1 143 | 2 806 | 629 | 1 517 |
| SWEDEN | 583 | 2 132 | 1 736 | 66 696 | 953 | 35 377 |
| FINLAND | 134 | 388 | 466 | 1 380 | 258 | 746 |
| SWITZERLAND | 2 712 | 6 261 | 29 099 | 38 005 | 16 184 | 20 951 |
| AUSTRIA | 2 241 | 5 471 | 4 112 | 9 680 | 2 267 | 5 233 |
| PORTUGAL | 9 | 107 | 34 | 385 | 18 | 206 |
| SPAIN | 87 | 402 | 393 | 1 917 | 216 | 1 029 |
| YUGOSLAVIA | 308 | 525 | 887 | 1 873 | 487 | 1 011 |
| GREECE | 62 | 142 | 134 | 365 | 73 | 197 |
| TURKEY | 5 | 42 | 14 | 97 | 8 | 53 |
| USSR | 2 | 466 | 9 | 1 511 | 5 | 810 |
| POLAND | 236 | 385 | 877 | 1 562 | 480 | 842 |
| CZECHOSLOVA | 163 | 258 | 542 | 808 | 298 | 438 |
| HUNGARY | 21 | 96 | 173 | 530 | 95 | 284 |
| RUMANIA | 92 | 260 | 342 | 836 | 190 | 452 |
| BULGARIA | 10 | 16 | 59 | 107 | 32 | 58 |
| MOROCCO | 35 | 5 221 | 79 | 6 346 | 43 | 3 362 |
| ALGERIA | 2 | 29 | 9 | 106 | 5 | 57 |
| MALI | 2 843 | 3 766 | 5 630 | 7 541 | 3 112 | 4 123 |
| NIGERIA | 38 | 38 | 159 | 162 | 88 | 89 |
| RWANDA | | 29 | | 131 | | 70 |
| KENYA | | 51 | | 79 | | 42 |
| TANZANIA | 129 | 1 877 | 120 | 3 866 | 66 | 2 065 |
| MALAWI | 1 667 | 3 349 | 2 883 | 4 485 | 1 592 | 2 442 |
| REP S AFRICA | 52 | 258 | 216 | 1 128 | 119 | 604 |
| USA | 2 760 | 6 439 | 3 053 | 7 864 | 1 680 | 4 245 |
| CANADA | 127 | 358 | 234 | 940 | 128 | 506 |
| MEXICO | 50 | 299 | 477 | 1 544 | 261 | 828 |
| GUATEMALA | 29 | 35 | 99 | 132 | 55 | 73 |
| CUBA | 14 | 14 | 131 | 131 | 72 | 72 |
| COLOMBIA | | 23 | | 344 | | 181 |
| VENEZUELA | 93 | 113 | 339 | 490 | 187 | 268 |
| ECUADOR | 3 | 3 | 126 | 129 | 69 | 70 |
| PERU | | 32 | 22 | 497 | 12 | 268 |
| BRAZIL | 236 | 1 028 | 1 405 | 5 157 | 770 | 2 756 |
| CHILE | 69 | 73 | 560 | 594 | 306 | 323 |
| BOLIVIA | 27 | 924 | 262 | 3 373 | 143 | 1 800 |
| ARGENTINA | 188 | 750 | 4 859 | 16 909 | 2 656 | 9 059 |
| IRAQ | | 20 | 16 | 98 | 8 | 52 |
| IRAN | | 1 178 | 3 | 2 436 | 2 | 1 319 |
| ISRAEL | 1 | 10 | 5 | 77 | 3 | 41 |
| SAUDI ARABIA | 40 | 65 | 47 | 107 | 26 | 57 |
| ARAB EMIRAT | 68 | 152 | 172 | 485 | 94 | 261 |
| PAKISTAN | 35 | 284 | 34 | 799 | 18 | 429 |
| INDIA | 155 | 185 | 415 | 592 | 227 | 318 |
| BANGLADESH | 26 | 26 | 188 | 188 | 103 | 103 |
| INDONESIA | 15 | 21 | 286 | 296 | 156 | 161 |
| SINGAPORE | 3 | 43 | 26 | 145 | 16 | 79 |
| PHILIPPINES | 24 | 34 | 68 | 92 | 37 | 50 |
| P REP CHINA | 101 | 102 | 568 | 572 | 311 | 313 |
| SOUTH KOREA | | 10 | | 113 | | 59 |
| JAPAN | 63 | 133 | 323 | 1 392 | 174 | 741 |
| TAIWAN | 4 | 18 | 18 | 68 | 10 | 36 |
| HONG KONG | 1 | 20 | 4 | 72 | 2 | 38 |
| AUSTRALIA | 16 | 92 | 76 | 331 | 42 | 181 |
| NEW ZEALAND | 1 | 245 | 3 | 478 | 2 | 254 |
| 721 AGRIC MACHY,EXC TRACTORS | | | | | | |
| IMPORTS | 197 142 | 677 602 | 140 932 | 488 275 | 77 561 | 262 489 |
| FRANCE | 45 752 | 164 781 | 33 487 | 114 611 | 18 421 | 61 612 |
| BELGIUM LUX | 12 353 | 49 393 | 10 232 | 39 113 | 5 646 | 21 058 |
| NETHERLANDS | 22 476 | 83 750 | 19 115 | 69 278 | 10 537 | 37 285 |
| ITALY | 18 962 | 64 304 | 10 969 | 40 266 | 6 025 | 21 640 |
| UNITD KINGDOM | 10 367 | 47 486 | 8 456 | 35 970 | 4 655 | 19 248 |
| IRISH REP | 44 | 86 | 97 | 184 | 54 | 101 |
| DENMARK | 27 070 | 62 962 | 14 939 | 36 103 | 8 217 | 19 507 |
| NORWAY | 5 655 | 18 005 | 2 954 | 10 157 | 1 621 | 5 468 |
| SWEDEN | 3 029 | 13 156 | 2 609 | 13 644 | 1 440 | 7 312 |
| FINLAND | 3 577 | 8 884 | 2 249 | 5 179 | 1 234 | 2 788 |
| SWITZERLAND | 3 064 | 6 429 | 4 226 | 9 435 | 2 320 | 5 090 |
| AUSTRIA | 19 322 | 57 279 | 13 009 | 39 129 | 7 169 | 21 095 |
| SPAIN | 601 | 2 033 | 334 | 835 | 183 | 448 |
| YUGOSLAVIA | 240 | 1 489 | 400 | 1 138 | 219 | 614 |
| POLAND | 4 840 | 8 369 | 994 | 1 759 | 551 | 963 |
| CZECHOSLOVA | 243 | 888 | 49 | 302 | 27 | 161 |
| HUNGARY | 8 134 | 28 760 | 5 199 | 16 411 | 2 866 | 8 822 |
| REP S AFRICA | 95 | 95 | 130 | 130 | 71 | 71 |
| USA | 10 514 | 55 055 | 10 528 | 49 914 | 5 777 | 26 676 |
| CANADA | 1 | 1 995 | 2 | 1 315 | 1 | 693 |
| ISRAEL | 141 | 332 | 131 | 333 | 72 | 180 |
| JAPAN | 643 | 1 872 | 782 | 2 694 | 432 | 1 453 |

6 IMPORTS AND EXPORTS (SPECIAL TRADE) BY GROUPS OF THE SITC AND BY COUNTRIES OF PRODUCTION AND CONSUMPTION 1979

| GROUP COUNTRY | DT = 100 KG | | 1 000 DM | | 1 000 \$ | |
|------------------|-------------|-----------|-----------|-----------|-----------|----------|
| | JULY/SEPT | JAN/SEPT | JULY/SEPT | JAN/SEPT | JULY/SEPT | JAN/SEPT |
| AUSTRALIA | 18 | 158 | 32 | 228 | 18 | 123 |
| NEW ZEALAND | 1 | 10 | 8 | 108 | 5 | 58 |
| EXPORTS | 375 809 | 1 486 128 | 325 303 | 1 241 833 | 179 080 | 667 844 |
| FRANCE | 74 852 | 295 335 | 61 161 | 235 159 | 33 683 | 126 431 |
| BELGIUM LUX | 13 322 | 50 694 | 12 629 | 43 950 | 6 947 | 23 631 |
| NETHERLANDS | 46 022 | 143 237 | 32 895 | 101 218 | 18 119 | 54 544 |
| ITALY | 13 141 | 68 731 | 13 273 | 57 158 | 7 317 | 30 716 |
| UNTD KINGDOM | 29 824 | 129 258 | 25 203 | 104 632 | 13 881 | 56 207 |
| IRISH REP | 2 237 | 26 768 | 2 214 | 19 989 | 1 218 | 10 694 |
| DENMARK | 17 450 | 48 836 | 16 486 | 45 050 | 9 055 | 24 252 |
| ICELAND | 992 | 1 969 | 748 | 1 399 | 410 | 756 |
| NORWAY | 4 064 | 12 917 | 3 491 | 11 219 | 1 916 | 6 019 |
| SWEDEN | 10 228 | 46 114 | 8 525 | 34 120 | 4 692 | 18 326 |
| FINLAND | 9 187 | 17 472 | 7 217 | 13 742 | 3 955 | 7 417 |
| SWITZERLAND | 15 869 | 58 062 | 14 928 | 51 696 | 8 217 | 27 821 |
| AUSTRIA | 33 256 | 96 945 | 25 440 | 75 887 | 13 985 | 40 864 |
| PORTUGAL | 1 095 | 5 637 | 1 124 | 4 490 | 620 | 2 427 |
| SPAIN | 5 245 | 62 821 | 5 701 | 54 052 | 3 142 | 29 019 |
| YUGOSLAVIA | 4 853 | 23 066 | 5 613 | 21 448 | 3 080 | 11 510 |
| GREECE | 2 965 | 22 783 | 2 654 | 21 479 | 1 456 | 11 485 |
| TURKEY | 770 | 3 374 | 1 754 | 5 618 | 961 | 3 011 |
| USSR | 44 | 8 848 | 115 | 9 140 | 64 | 4 842 |
| POLAND | 1 540 | 4 013 | 1 103 | 4 630 | 605 | 2 481 |
| CZECHOSLOVA | 2 083 | 4 703 | 3 085 | 8 919 | 1 688 | 4 794 |
| HUNGARY | 4 470 | 43 881 | 4 948 | 42 999 | 2 722 | 23 027 |
| BULGARIA | 34 | 169 | 79 | 332 | 44 | 180 |
| MOROCCO | 199 | 13 972 | 248 | 11 944 | 138 | 6 384 |
| ALGERIA | 2 187 | 7 959 | 2 513 | 9 729 | 1 379 | 5 217 |
| TUNISIA | 1 337 | 5 907 | 748 | 4 742 | 412 | 2 528 |
| LIBYA | 54 | 8 233 | 80 | 8 975 | 44 | 4 817 |
| EGYPT | 1 006 | 1 447 | 971 | 1 257 | 534 | 688 |
| SUDAN | 4 805 | 4 945 | 6 174 | 6 418 | 3 426 | 3 558 |
| UPPER VOLTA | 13 | 34 | 31 | 60 | 17 | 33 |
| NIGER | 180 | 180 | 169 | 169 | 95 | 95 |
| SENEGAL | 42 | 74 | 39 | 91 | 21 | 49 |
| REP GUINEA | | 99 | | 65 | | 33 |
| IVORY COAST | 30 | 182 | 25 | 403 | 14 | 218 |
| GHANA | 43 | 1 110 | 37 | 1 297 | 21 | 695 |
| TOGO | | 163 | | 204 | | 111 |
| NIGERIA | 255 | 543 | 212 | 562 | 115 | 301 |
| CAMEROON | 657 | 1 151 | 1 195 | 1 707 | 664 | 938 |
| GABON | 2 | 91 | 16 | 131 | 10 | 70 |
| CONGO | 4 | 66 | 5 | 125 | 2 | 67 |
| ANGOLA | | 91 | 1 | 294 | | 155 |
| ETHIOPIA | 70 | 74 | 112 | 138 | 62 | 76 |
| SOMALIA | 67 | 139 | 162 | 214 | 91 | 119 |
| KENYA | 605 | 664 | 510 | 600 | 285 | 334 |
| TANZANIA | 101 | 151 | 120 | 170 | 67 | 95 |
| MADAGASCAR | 29 | 257 | 70 | 564 | 37 | 299 |
| REUNION | 137 | 139 | 284 | 288 | 156 | 158 |
| ZAMBIA | 2 | 381 | 5 | 394 | 3 | 206 |
| REP S AFRICA | 2 390 | 7 896 | 2 452 | 7 612 | 1 352 | 4 102 |
| USA | 14 554 | 58 695 | 10 079 | 36 870 | 5 540 | 19 803 |
| CANADA | 552 | 5 391 | 705 | 3 873 | 389 | 2 080 |
| MEXICO | 5 868 | 7 994 | 3 999 | 7 912 | 2 194 | 4 289 |
| GUATEMALA | | 87 | | 93 | | 49 |
| REP HONDURAS | | 140 | | 192 | | 103 |
| EL SALVADOR | 177 | 181 | 179 | 184 | 100 | 103 |
| COSTA RICA | 8 | 61 | 21 | 125 | 11 | 69 |
| PANAM EX CZ | | 392 | 2 | 364 | | 194 |
| CUBA | 475 | 580 | 879 | 1 148 | 483 | 625 |
| DOMINIC REP | 514 | 1 005 | 466 | 929 | 257 | 504 |
| JAMAICA | 4 | 145 | 3 | 323 | 2 | 172 |
| COLOMBIA | 1 133 | 2 692 | 1 048 | 2 585 | 581 | 1 392 |
| VENEZUELA | 1 081 | 5 050 | 1 338 | 4 705 | 745 | 2 540 |
| SURINAM | 800 | 816 | 670 | 726 | 373 | 402 |
| ECUADOR | 341 | 2 091 | 372 | 2 530 | 206 | 1 354 |
| BRAZIL | 74 | 265 | 172 | 1 084 | 96 | 578 |
| CHILE | 134 | 233 | 202 | 389 | 111 | 211 |
| BOLIVIA | 21 | 128 | 18 | 131 | 10 | 70 |
| PARAGUAY | 311 | 432 | 144 | 283 | 79 | 153 |
| URUGUAY | 232 | 2 010 | 260 | 2 237 | 142 | 1 203 |
| ARGENTINA | 3 901 | 4 181 | 2 885 | 3 544 | 1 587 | 1 936 |
| CYPRUS | 18 | 158 | 51 | 199 | 28 | 109 |
| LEBANON | 35 | 106 | 29 | 92 | 14 | 48 |
| SYRIA | 18 | 264 | 42 | 319 | 23 | 170 |
| IRAQ | 9 035 | 85 129 | 9 059 | 77 871 | 4 999 | 41 845 |
| IRAN | 6 582 | 10 477 | 4 949 | 7 268 | 2 741 | 3 988 |
| ISRAEL | 537 | 1 528 | 719 | 1 685 | 396 | 911 |
| JORDAN | 8 | 181 | 17 | 189 | 9 | 102 |
| SAUDI ARABIA | 911 | 7 372 | 628 | 4 657 | 345 | 2 503 |
| KUWAIT | 4 | 391 | 14 | 343 | 9 | 187 |
| BAHRAIN | 8 | 21 | 29 | 67 | 15 | 35 |
| ARAB EMIRAT | 48 | 74 | 53 | 74 | 29 | 40 |
| OMAN | 83 | 117 | 126 | 187 | 69 | 101 |
| NORTH YEMEN | 40 | 883 | 51 | 473 | 28 | 254 |
| SOUTH YEMEN | | 2 158 | | 637 | | 335 |
| PAKISTAN | 47 | 157 | 67 | 161 | 38 | 86 |
| INDIA | | 26 | | 87 | | 46 |
| BANGLADESH | 228 | 374 | 385 | 642 | 211 | 347 |

6 IMPORTS AND EXPORTS (SPECIAL TRADE) BY GROUPS OF THE SITC AND BY COUNTRIES OF PRODUCTION AND CONSUMPTION 1979

| GROUP COUNTRY | DT = 100 KG | | 1 000 DM | | 1 000 \$ | |
|-----------------------|-------------|-----------|-----------|-----------|-----------|----------|
| | JULY/SEPT | JAN/SEPT | JULY/SEPT | JAN/SEPT | JULY/SEPT | JAN/SEPT |
| INDONESIA | 24 | 211 | 13 | 150 | 8 | 79 |
| MALAYSIA | 1 312 | 4 051 | 1 287 | 3 703 | 717 | 2 006 |
| SINGAPORE | 51 | 103 | 60 | 102 | 32 | 53 |
| PHILIPPINES | 63 | 91 | 208 | 287 | 114 | 156 |
| P REP CHINA | 633 | 1 258 | 656 | 1 239 | 360 | 668 |
| SOUTH KOREA | 83 | 1 066 | 175 | 4 455 | 95 | 2 401 |
| JAPAN | 3 686 | 25 356 | 4 072 | 21 931 | 2 228 | 11 754 |
| TAIWAN | 35 | 73 | 76 | 168 | 42 | 90 |
| HONG KONG | 56 | 56 | 181 | 208 | 98 | 113 |
| AUSTRALIA | 12 691 | 16 667 | 10 991 | 14 699 | 6 060 | 8 041 |
| NEW ZEALAND | 1 504 | 3 094 | 1 147 | 2 459 | 630 | 1 330 |
| NEW CALEDON | | 71 | | 62 | | 34 |
| 722 TRACTORS NON-ROAD | | | | | | |
| IMPORTS | 89 484 | 267 783 | 66 273 | 197 311 | 36 474 | 106 340 |
| FRANCE | 22 288 | 67 235 | 16 022 | 52 047 | 8 823 | 28 066 |
| BELGIUM LUX | 5 603 | 20 966 | 3 845 | 13 168 | 2 113 | 7 064 |
| NETHERLANDS | 1 604 | 6 147 | 669 | 3 611 | 368 | 1 948 |
| ITALY | 43 671 | 122 315 | 33 935 | 92 442 | 18 683 | 49 863 |
| UNTD KINGDOM | 1 366 | 4 507 | 1 016 | 3 451 | 561 | 1 864 |
| DENMARK | 228 | 929 | 299 | 661 | 163 | 355 |
| NORWAY | 17 | 55 | 19 | 69 | 11 | 38 |
| SWEDEN | 1 677 | 5 871 | 936 | 4 594 | 514 | 2 464 |
| FINLAND | | 85 | | 124 | | 65 |
| SWITZERLAND | 664 | 1 649 | 729 | 2 198 | 405 | 1 184 |
| AUSTRIA | 4 906 | 11 013 | 4 768 | 10 641 | 2 613 | 5 748 |
| SPAIN | 277 | 549 | 441 | 781 | 244 | 424 |
| YUGOSLAVIA | 76 | 78 | 98 | 100 | 54 | 55 |
| POLAND | 1 641 | 4 250 | 358 | 976 | 196 | 527 |
| CZECHOSLOVA | 3 582 | 14 605 | 1 072 | 4 729 | 588 | 2 542 |
| RUMANIA | 95 | 732 | 46 | 219 | 26 | 118 |
| USA | 414 | 2 564 | 457 | 2 275 | 252 | 1 217 |
| CANADA | 73 | 711 | 56 | 592 | 31 | 314 |
| JAPAN | 1 279 | 3 499 | 1 497 | 4 623 | 823 | 2 478 |
| EXPORTS | 380 506 | 1 429 410 | 286 933 | 1 056 028 | 159 002 | 567 435 |
| FRANCE | 67 520 | 239 505 | 50 943 | 177 594 | 28 024 | 95 477 |
| BELGIUM LUX | 9 567 | 40 322 | 8 003 | 32 749 | 4 400 | 17 608 |
| NETHERLANDS | 30 093 | 127 313 | 23 852 | 99 886 | 13 131 | 53 662 |
| ITALY | 23 558 | 68 640 | 17 252 | 49 654 | 9 526 | 26 776 |
| UNTD KINGDOM | 23 039 | 85 514 | 18 026 | 67 702 | 9 936 | 36 346 |
| IRISH REP | 1 780 | 6 317 | 1 499 | 5 300 | 826 | 2 854 |
| DENMARK | 14 000 | 52 592 | 11 542 | 43 200 | 6 368 | 23 274 |
| ICELAND | 63 | 166 | 76 | 152 | 41 | 80 |
| NORWAY | 4 314 | 21 568 | 3 123 | 15 804 | 1 721 | 8 476 |
| SWEDEN | 5 846 | 25 822 | 4 637 | 20 239 | 2 550 | 10 874 |
| FINLAND | 372 | 1 688 | 375 | 1 560 | 205 | 839 |
| SWITZERLAND | 9 868 | 35 077 | 8 708 | 29 779 | 4 791 | 16 044 |
| AUSTRIA | 14 861 | 44 866 | 13 486 | 38 985 | 7 413 | 21 006 |
| PORTUGAL | 1 956 | 7 795 | 1 422 | 5 286 | 786 | 2 847 |
| SPAIN | 19 809 | 47 182 | 15 022 | 35 254 | 8 266 | 19 063 |
| YUGOSLAVIA | 3 071 | 12 409 | 1 659 | 5 873 | 913 | 3 155 |
| GREECE | 10 991 | 38 162 | 8 184 | 29 702 | 4 507 | 15 978 |
| TURKEY | 321 | 1 057 | 321 | 797 | 176 | 431 |
| USSR | | 87 | | 144 | | 76 |
| POLAND | 60 | 86 | 96 | 161 | 54 | 86 |
| CZECHOSLOVA | 31 | 74 | 69 | 136 | 38 | 74 |
| HUNGARY | | 261 | | 333 | | 175 |
| BULGARIA | 264 | 264 | 495 | 495 | 271 | 271 |
| MOROCCO | 1 275 | 2 508 | 916 | 1 815 | 504 | 980 |
| ALGERIA | 69 | 648 | 68 | 646 | 38 | 349 |
| TUNISIA | 3 001 | 4 788 | 1 768 | 2 828 | 968 | 1 526 |
| LIBYA | 9 018 | 23 498 | 4 286 | 13 382 | 2 351 | 7 227 |
| EGYPT | | 619 | | 355 | | 189 |
| SUDAN | 1 172 | 1 772 | 754 | 1 578 | 420 | 864 |
| UPPER VOLTA | | 60 | | 57 | | 31 |
| NIGER | | 141 | | 97 | | 51 |
| REP GUINEA | | 149 | | 128 | | 68 |
| LIBERIA | 86 | 237 | 81 | 226 | 44 | 122 |
| IVORY COAST | | 295 | | 138 | | 73 |
| GHANA | 19 | 1 103 | 2 | 1 077 | 1 | 580 |
| NIGERIA | 971 | 1 105 | 624 | 769 | 348 | 427 |
| CAMEROON | 37 | 307 | 43 | 350 | 24 | 189 |
| ZAIRE | 265 | 507 | 307 | 660 | 170 | 356 |
| KENYA | 362 | 521 | 251 | 404 | 139 | 221 |
| UGANDA | | 86 | | 76 | | 41 |
| TANZANIA | 136 | 1 057 | 83 | 832 | 46 | 450 |
| MADAGASCAR | 831 | 2 288 | 408 | 1 640 | 224 | 884 |
| ZAMBIA | 1 223 | 2 571 | 547 | 1 520 | 300 | 818 |
| MALAWI | | 264 | | 159 | | 86 |
| REP S AFRICA | 7 669 | 25 168 | 4 460 | 15 673 | 2 455 | 8 435 |
| USA | 76 151 | 350 834 | 53 498 | 233 249 | 29 355 | 124 768 |
| CANADA | 13 988 | 54 145 | 11 925 | 39 409 | 6 592 | 21 252 |
| GUATEMALA | | 707 | | 546 | | 289 |
| BELIZE | | 122 | | 81 | | 43 |
| REP HONDURAS | | 1 165 | | 766 | | 411 |
| EL SALVADOR | 50 | 369 | 54 | 250 | 30 | 134 |
| COSTA RICA | 30 | 376 | 44 | 691 | 24 | 369 |
| PANAM EX CZ | | 407 | | 290 | | 155 |

6 IMPORTS AND EXPORTS (SPECIAL TRADE) BY GROUPS OF THE SITC AND BY COUNTRIES OF PRODUCTION AND CONSUMPTION 1979

| GROUP COUNTRY | DT = 100 KG | | 1 000 DM | | 1 000 \$ | |
|------------------|-------------|----------|-----------|----------|-----------|----------|
| | JULY/SEPT | JAN/SEPT | JULY/SEPT | JAN/SEPT | JULY/SEPT | JAN/SEPT |
| REP HAITI | | 446 | | 297 | | 157 |
| DOMINIC REP | | 907 | | 566 | | 305 |
| COLOMBIA | | 798 | | 853 | | 454 |
| VENEZUELA | 215 | 11 975 | 147 | 8 115 | 82 | 4 346 |
| ECUADOR | 880 | 1 996 | 786 | 1 539 | 433 | 836 |
| PERU | | 84 | | 99 | | 53 |
| BRAZIL | 830 | 830 | 690 | 690 | 384 | 384 |
| CHILE | | 1 069 | | 699 | | 374 |
| BOLIVIA | | 131 | | 104 | | 56 |
| PARAGUAY | 133 | 682 | 26 | 378 | 14 | 205 |
| URUGUAY | 64 | 672 | 76 | 654 | 41 | 352 |
| ARGENTINA | 257 | 257 | 256 | 256 | 143 | 143 |
| CYPRUS | | 509 | | 341 | | 184 |
| LEBANON | 104 | 452 | 25 | 241 | 14 | 131 |
| SYRIA | 253 | 579 | 123 | 316 | 67 | 169 |
| IRAQ | 813 | 1 051 | 1 078 | 1 421 | 600 | 786 |
| IRAN | 33 | 226 | 64 | 473 | 36 | 251 |
| ISRAEL | 1 985 | 7 685 | 1 542 | 6 105 | 850 | 3 281 |
| JORDAN | 152 | 183 | 162 | 223 | 89 | 122 |
| SAUDI ARABIA | 4 549 | 5 486 | 4 475 | 5 411 | 2 472 | 2 972 |
| KUWAIT | 31 | 96 | 41 | 93 | 23 | 51 |
| ARAB EMIRAT | 158 | 394 | 179 | 379 | 100 | 205 |
| OMAN | 235 | 257 | 414 | 452 | 228 | 248 |
| NORTH YEMEN | 459 | 922 | 393 | 794 | 215 | 426 |
| INDIA | | 779 | | 379 | | 204 |
| THAILAND | | 1 860 | | 1 366 | | 732 |
| INDONESIA | 96 | 1 094 | 120 | 1 223 | 66 | 657 |
| MALAYSIA | 38 | 625 | 74 | 481 | 41 | 260 |
| SINGAPORE | 201 | 1 260 | 168 | 1 024 | 92 | 547 |
| PHILIPPINES | | 382 | | 243 | | 128 |
| P REP CHINA | 2 793 | 2 872 | 2 321 | 2 427 | 1 269 | 1 326 |
| SOUTH KOREA | 82 | 873 | 104 | 1 001 | 58 | 535 |
| JAPAN | 624 | 20 269 | 750 | 16 407 | 411 | 8 653 |
| TAIWAN | 301 | 301 | 258 | 258 | 142 | 142 |
| AUSTRALIA | 6 831 | 22 675 | 5 178 | 17 035 | 2 842 | 9 184 |
| NEW ZEALAND | 616 | 3 862 | 524 | 2 898 | 288 | 1 550 |

723 CIVIL ENGINEERG EQUIP ETC

| | | | | | | |
|--------------|---------|-----------|---------|-----------|---------|-----------|
| IMPORTS | 424 302 | 1 308 216 | 295 849 | 874 433 | 162 783 | 471 001 |
| FRANCE | 99 855 | 328 899 | 79 722 | 243 010 | 43 395 | 130 895 |
| BELGIUM LUX | 40 188 | 149 010 | 31 516 | 117 829 | 17 319 | 63 247 |
| NETHERLANDS | 38 996 | 106 830 | 13 572 | 39 510 | 7 471 | 21 281 |
| ITALY | 92 292 | 292 921 | 43 102 | 126 144 | 23 694 | 67 970 |
| UNTD KINGDOM | 33 723 | 109 295 | 29 039 | 91 126 | 15 960 | 49 017 |
| IRISH REP | 710 | 2 173 | 849 | 2 526 | 467 | 1 361 |
| DENMARK | 3 173 | 7 683 | 1 737 | 3 975 | 955 | 2 147 |
| NORWAY | 1 066 | 3 160 | 655 | 1 985 | 362 | 1 071 |
| SWEDEN | 10 645 | 46 551 | 9 655 | 40 238 | 5 328 | 21 635 |
| FINLAND | 419 | 1 462 | 939 | 3 125 | 519 | 1 690 |
| SWITZERLAND | 3 970 | 10 624 | 3 596 | 11 276 | 1 983 | 6 075 |
| AUSTRIA | 20 951 | 52 933 | 18 130 | 41 992 | 9 999 | 22 686 |
| SPAIN | 1 576 | 4 982 | 573 | 2 155 | 314 | 1 157 |
| YUGOSLAVIA | 4 048 | 8 606 | 1 992 | 4 351 | 1 099 | 2 361 |
| USSR | 141 | 444 | 429 | 1 169 | 236 | 628 |
| POLAND | 1 | 384 | 2 | 96 | 1 | 50 |
| CZECHOSLOVA | 3 229 | 12 959 | 1 784 | 5 491 | 977 | 2 959 |
| HUNGARY | 5 910 | 11 634 | 1 173 | 2 399 | 646 | 1 302 |
| USA | 39 627 | 102 332 | 38 697 | 92 402 | 21 280 | 49 886 |
| CANADA | 2 458 | 4 933 | 2 234 | 4 500 | 1 230 | 2 434 |
| MEXICO | 387 | 387 | 274 | 274 | 150 | 150 |
| BRAZIL | 1 | 68 | 7 | 99 | 4 | 54 |
| SAUDI ARABIA | 200 | 380 | 9 | 170 | 5 | 89 |
| INDIA | 46 | 107 | 37 | 74 | 20 | 40 |
| JAPAN | 20 630 | 49 299 | 16 081 | 38 422 | 8 845 | 20 765 |
| EXPORTS | 825 123 | 2 325 661 | 692 361 | 1 972 734 | 381 229 | 1 063 633 |
| FRANCE | 82 123 | 241 617 | 64 793 | 189 053 | 35 713 | 101 973 |
| BELGIUM LUX | 39 055 | 119 882 | 27 556 | 85 230 | 15 175 | 45 934 |
| NETHERLANDS | 55 107 | 162 802 | 39 075 | 122 283 | 21 540 | 65 788 |
| ITALY | 69 985 | 179 676 | 36 541 | 94 777 | 20 137 | 51 221 |
| UNTD KINGDOM | 36 239 | 111 288 | 35 538 | 107 372 | 19 545 | 57 800 |
| IRISH REP | 1 810 | 8 511 | 1 865 | 8 376 | 1 030 | 4 503 |
| DENMARK | 15 551 | 49 299 | 14 344 | 43 883 | 7 909 | 23 609 |
| ICELAND | 292 | 370 | 247 | 481 | 135 | 262 |
| NORWAY | 8 663 | 27 322 | 8 234 | 27 190 | 4 535 | 14 636 |
| SWEDEN | 17 436 | 56 901 | 15 595 | 49 001 | 8 576 | 26 375 |
| FINLAND | 4 851 | 11 523 | 4 548 | 10 751 | 2 514 | 5 825 |
| SWITZERLAND | 25 016 | 70 933 | 25 764 | 76 614 | 14 187 | 41 297 |
| AUSTRIA | 40 081 | 105 589 | 35 109 | 98 628 | 19 334 | 53 180 |
| PORTUGAL | 6 068 | 13 934 | 4 041 | 9 949 | 2 222 | 5 385 |
| SPAIN | 11 603 | 35 551 | 12 570 | 38 615 | 6 906 | 20 765 |
| MALTA | 1 | 104 | 2 | 116 | 1 | 62 |
| YUGOSLAVIA | 23 726 | 111 056 | 29 027 | 105 018 | 15 976 | 56 459 |
| GREECE | 18 873 | 56 583 | 7 255 | 26 728 | 3 993 | 14 402 |
| TURKEY | 16 847 | 58 201 | 23 001 | 52 315 | 12 650 | 28 252 |
| USSR | 11 327 | 19 180 | 8 791 | 16 998 | 4 841 | 9 217 |
| POLAND | 13 906 | 32 839 | 9 872 | 29 103 | 5 440 | 15 764 |
| CZECHOSLOVA | 4 977 | 9 000 | 7 322 | 16 262 | 4 030 | 8 811 |
| HUNGARY | 6 019 | 10 967 | 4 214 | 13 480 | 2 314 | 7 250 |

6 IMPORTS AND EXPORTS (SPECIAL TRADE) BY GROUPS OF THE SITC AND BY COUNTRIES OF PRODUCTION AND CONSUMPTION 1979

| GROUP COUNTRY | DT = 100 KG | | 1 000 DM | | 1 000 \$ | |
|------------------|-------------|----------|-----------|----------|-----------|----------|
| | JULY/SEPT | JAN/SEPT | JULY/SEPT | JAN/SEPT | JULY/SEPT | JAN/SEPT |
| RUMANIA | 560 | 7 547 | 2 379 | 13 872 | 1 305 | 7 407 |
| BULGARIA | 3 631 | 9 679 | 2 607 | 7 944 | 1 442 | 4 261 |
| MOROCCO | 1 178 | 2 035 | 1 055 | 1 899 | 582 | 1 036 |
| ALGERIA | 10 004 | 25 620 | 9 946 | 28 642 | 5 488 | 15 464 |
| TUNISIA | 446 | 2 447 | 584 | 2 636 | 320 | 1 417 |
| LIBYA | 8 320 | 21 939 | 8 977 | 23 017 | 4 935 | 12 429 |
| EGYPT | 9 616 | 27 029 | 7 101 | 22 597 | 3 897 | 12 177 |
| SUDAN | 1 846 | 2 646 | 4 665 | 6 315 | 2 569 | 3 454 |
| MAURITANIA | 81 | 240 | 86 | 233 | 48 | 127 |
| MALI | 265 | 1 145 | 292 | 1 445 | 161 | 778 |
| NIGER | 10 | 59 | 93 | 149 | 51 | 81 |
| SENEGAL | 184 | 951 | 388 | 1 187 | 213 | 640 |
| SIERRA LEONE | 87 | 104 | 143 | 168 | 80 | 93 |
| LIBERIA | 1 691 | 4 119 | 1 468 | 3 318 | 772 | 1 789 |
| IVORY COAST | 163 | 523 | 169 | 738 | 104 | 400 |
| GHANA | 682 | 2 470 | 615 | 2 680 | 337 | 1 448 |
| TOGO | 131 | 729 | 153 | 789 | 83 | 423 |
| BENIN | 226 | 226 | 153 | 153 | 84 | 84 |
| NIGERIA | 2 741 | 8 503 | 5 528 | 15 908 | 3 045 | 8 602 |
| CAMEROON | 130 | 360 | 330 | 957 | 182 | 515 |
| CENT AFR EMP | | 416 | | 543 | | 292 |
| GABON | 1 287 | 1 554 | 1 263 | 1 530 | 693 | 836 |
| CONGO | 5 | 1 526 | 11 | 1 894 | 6 | 993 |
| ZAIRE | 121 | 862 | 252 | 3 231 | 138 | 1 720 |
| BURUNDI | | 204 | | 249 | | 133 |
| ANGOLA | 538 | 538 | 777 | 777 | 425 | 425 |
| ETHIOPIA | 11 | 141 | 80 | 296 | 43 | 157 |
| SOMALIA | 1 | 1 314 | 2 | 1 214 | | 648 |
| KENYA | 480 | 2 440 | 478 | 1 892 | 262 | 1 007 |
| TANZANIA | 20 | 869 | 110 | 1 307 | 61 | 692 |
| MOZAMBIQUE | | 105 | | 316 | | 169 |
| MADAGASCAR | 133 | 260 | 58 | 156 | 30 | 82 |
| MAURITIUS | 31 | 66 | 44 | 103 | 23 | 54 |
| ZAMBIA | 2 | 90 | 32 | 337 | 18 | 182 |
| MALAWI | 246 | 247 | 133 | 143 | 73 | 78 |
| REP S AFRICA | 5 622 | 17 021 | 6 036 | 19 545 | 3 327 | 10 513 |
| USA | 78 019 | 249 968 | 39 949 | 124 259 | 21 985 | 66 956 |
| CANADA | 5 430 | 22 940 | 4 925 | 21 931 | 2 767 | 11 769 |
| GREENLAND | 152 | 152 | 386 | 386 | 211 | 211 |
| MEXICO | 560 | 1 662 | 1 610 | 4 717 | 889 | 2 563 |
| GUATEMALA | 641 | 882 | 1 278 | 2 254 | 701 | 1 217 |
| REP HONDURAS | 190 | 219 | 179 | 238 | 99 | 131 |
| EL SALVADOR | 20 | 87 | 113 | 336 | 64 | 181 |
| COSTA RICA | 152 | 208 | 257 | 335 | 141 | 183 |
| CUBA | 6 | 57 | 53 | 343 | 29 | 183 |
| DOMINIC REP | 5 | 103 | 13 | 179 | 7 | 97 |
| GUADELOUPE | 4 | 247 | 4 | 331 | 2 | 177 |
| COLOMBIA | 536 | 1 436 | 544 | 1 738 | 300 | 941 |
| VENEZUELA | 1 713 | 8 482 | 2 029 | 7 699 | 1 114 | 4 128 |
| GUYANA | 47 | 336 | 96 | 615 | 52 | 327 |
| SURINAM | 179 | 325 | 231 | 405 | 126 | 219 |
| FRENCH GUIAN | 39 | 39 | 102 | 106 | 56 | 58 |
| ECUADOR | 799 | 1 346 | 916 | 1 626 | 507 | 886 |
| PERU | 481 | 767 | 528 | 1 386 | 290 | 750 |
| ERAZIL | 10 582 | 15 902 | 3 493 | 9 709 | 1 941 | 5 264 |
| CHILE | 643 | 1 141 | 780 | 2 291 | 430 | 1 239 |
| BOLIVIA | | 593 | | 1 958 | | 1 033 |
| PARAGUAY | 37 | 65 | 93 | 210 | 52 | 115 |
| URUGUAY | 15 | 23 | 44 | 104 | 23 | 56 |
| ARGENTINA | 1 683 | 4 237 | 1 803 | 4 908 | 990 | 2 644 |
| CYPRUS | 22 | 578 | 84 | 721 | 47 | 386 |
| LEBANON | 1 205 | 2 286 | 206 | 548 | 112 | 291 |
| SYRIA | 5 852 | 15 515 | 5 576 | 14 723 | 3 080 | 7 959 |
| IRAQ | 24 890 | 70 795 | 31 755 | 84 114 | 17 569 | 45 392 |
| IRAN | 63 | 466 | 62 | 597 | 35 | 325 |
| ISRAEL | 1 374 | 3 699 | 1 470 | 4 232 | 809 | 2 275 |
| JORDAN | 323 | 4 836 | 700 | 6 489 | 388 | 3 473 |
| SAUDI ARABIA | 15 758 | 45 215 | 19 393 | 54 739 | 10 671 | 29 506 |
| KUWAIT | 350 | 3 026 | 369 | 3 461 | 203 | 1 848 |
| BAHRAIN | 27 | 164 | 101 | 489 | 54 | 256 |
| QATAR | 653 | 841 | 641 | 989 | 354 | 536 |
| ARAB EMIRAT | 2 867 | 8 605 | 3 360 | 13 616 | 1 855 | 7 356 |
| OMAN | 426 | 1 090 | 539 | 1 405 | 297 | 761 |
| NORTH YEMEN | 6 | 711 | 42 | 1 269 | 22 | 679 |
| SOUTH YEMEN | 5 | 483 | 34 | 483 | 18 | 256 |
| AFGHANISTAN | 244 | 853 | 171 | 964 | 95 | 512 |
| PAKISTAN | 110 | 960 | 265 | 1 306 | 146 | 700 |
| INDIA | 1 641 | 8 678 | 1 406 | 12 786 | 776 | 6 895 |
| SRI LANKA | 49 | 71 | 90 | 110 | 50 | 60 |
| NEPAL | 67 | 757 | 157 | 571 | 87 | 305 |
| BURMA | 7 | 292 | 62 | 316 | 34 | 167 |
| THAILAND | 969 | 1 982 | 943 | 1 768 | 521 | 962 |
| INDONESIA | 2 223 | 3 428 | 2 455 | 3 904 | 1 354 | 2 134 |
| MALAYSIA | 1 943 | 4 755 | 1 721 | 3 897 | 949 | 2 102 |
| BRUNEI | | 62 | | 85 | | 48 |
| SINGAPORE | 329 | 1 294 | 657 | 2 274 | 469 | 1 228 |
| PHILIPPINES | 681 | 3 283 | 718 | 2 661 | 395 | 1 429 |
| P REP CHINA | 89 848 | 159 609 | 73 566 | 133 212 | 40 406 | 72 164 |
| SOUTH KOREA | 607 | 1 542 | 982 | 1 836 | 538 | 993 |
| JAPAN | 2 661 | 7 833 | 4 167 | 14 931 | 2 308 | 8 026 |
| TAIWAN | 556 | 853 | 1 040 | 1 498 | 572 | 817 |
| HONG KONG | 1 054 | 2 575 | 1 244 | 3 097 | 669 | 1 673 |

6 IMPORTS AND EXPORTS (SPECIAL TRADE) BY GROUPS OF THE SITC AND BY COUNTRIES OF PRODUCTION AND CONSUMPTION 1979

| GROUP COUNTRY | DT = 100 KG | | 1 000 DM | | 1 000 \$ | |
|-----------------------------|-------------|-----------|-----------|-----------|-----------|-----------|
| | JULY/SEPT | JAN/SEPT | JULY/SEPT | JAN/SEPT | JULY/SEPT | JAN/SEPT |
| AUSTRALIA | 5 398 | 15 485 | 6 597 | 18 080 | 3 634 | 9 737 |
| NEW ZEALAND | 821 | 1 907 | 643 | 1 992 | 354 | 1 075 |
| NEW CALEDON | 7 | 21 | 21 | 55 | 11 | 30 |
| FIJI | | 9 | | 73 | | 39 |
| TONGA | | 416 | | 398 | | 213 |
| FR POLYNESIA | 9 | 55 | 50 | 139 | 26 | 73 |
| 724 TEXTILE,LEATHER MACHNRY | | | | | | |
| IMPORTS | 94 075 | 319 000 | 172 685 | 567 532 | 95 100 | 305 626 |
| FRANCE | 7 001 | 25 894 | 14 074 | 45 593 | 7 758 | 24 565 |
| BELGIUM LUX | 5 224 | 16 108 | 8 837 | 25 914 | 4 867 | 13 971 |
| NETHERLANDS | 7 608 | 28 404 | 11 981 | 37 572 | 6 613 | 20 269 |
| ITALY | 13 027 | 42 898 | 23 039 | 76 699 | 12 677 | 41 282 |
| UNTD KINGDOM | 5 425 | 17 733 | 16 854 | 53 537 | 9 257 | 28 776 |
| IRISH REP | 341 | 1 682 | 471 | 2 493 | 260 | 1 340 |
| DENMARK | 1 176 | 4 690 | 1 789 | 6 688 | 982 | 3 601 |
| ICELAND | | 37 | | 60 | | 32 |
| NORWAY | 35 | 256 | 42 | 256 | 21 | 137 |
| SWEDEN | 2 007 | 5 875 | 2 838 | 9 858 | 1 561 | 5 301 |
| FINLAND | 345 | 1 537 | 395 | 630 | 220 | 345 |
| SWITZERLAND | 21 609 | 77 110 | 49 531 | 174 565 | 27 301 | 93 992 |
| AUSTRIA | 4 742 | 12 961 | 6 254 | 16 579 | 3 436 | 8 957 |
| PORTUGAL | 399 | 863 | 403 | 1 363 | 222 | 736 |
| SPAIN | 1 503 | 5 869 | 1 837 | 7 438 | 1 005 | 3 978 |
| YUGOSLAVIA | 4 922 | 19 043 | 583 | 2 245 | 321 | 1 209 |
| GREECE | 170 | 222 | 396 | 656 | 216 | 357 |
| TURKEY | 19 | 52 | 21 | 120 | 11 | 63 |
| USSR | 1 233 | 2 651 | 772 | 2 064 | 427 | 1 118 |
| POLAND | 1 130 | 5 430 | 253 | 928 | 139 | 499 |
| CZECHOSLOVA | 631 | 1 573 | 960 | 2 173 | 525 | 1 168 |
| HUNGARY | 459 | 1 598 | 337 | 1 215 | 186 | 650 |
| RUMANIA | 1 | 21 | 23 | 276 | 12 | 147 |
| TUNISIA | 13 | 96 | 12 | 184 | 6 | 96 |
| REP S AFRICA | 26 | 65 | 23 | 76 | 12 | 41 |
| USA | 4 594 | 13 848 | 11 291 | 36 027 | 6 222 | 19 405 |
| CANADA | 303 | 464 | 164 | 557 | 89 | 292 |
| BRAZIL | 90 | 720 | 143 | 453 | 79 | 244 |
| ARGENTINA | | 36 | | 101 | | 55 |
| ISRAEL | 68 | 208 | 187 | 574 | 101 | 309 |
| INDIA | 13 | 39 | 28 | 130 | 14 | 70 |
| SINGAPORE | 642 | 2 259 | 1 904 | 6 698 | 1 350 | 3 606 |
| SOUTH KOREA | 5 | 334 | 32 | 344 | 17 | 184 |
| JAPAN | 6 433 | 18 066 | 14 257 | 43 412 | 7 866 | 23 417 |
| TAIWAN | 2 749 | 10 084 | 2 872 | 9 693 | 1 582 | 5 221 |
| HONG KONG | 18 | 29 | 28 | 83 | 13 | 43 |
| EXPORTS | 410 444 | 1 225 736 | 1 088 023 | 3 239 752 | 598 905 | 1 746 167 |
| FRANCE | 32 733 | 92 704 | 82 296 | 253 780 | 45 327 | 136 806 |
| BELGIUM LUX | 11 908 | 36 913 | 28 281 | 88 645 | 15 577 | 47 750 |
| NETHERLANDS | 11 372 | 43 030 | 25 007 | 91 583 | 13 773 | 49 244 |
| ITALY | 34 233 | 102 902 | 91 284 | 276 434 | 50 293 | 149 004 |
| UNTD KINGDOM | 17 106 | 62 810 | 51 522 | 169 553 | 28 372 | 91 296 |
| IRISH REP | 2 748 | 15 523 | 4 776 | 28 102 | 2 632 | 15 104 |
| DENMARK | 2 565 | 8 651 | 7 027 | 24 565 | 3 882 | 13 224 |
| ICELAND | 148 | 422 | 577 | 1 575 | 316 | 849 |
| NORWAY | 1 300 | 4 428 | 3 242 | 11 490 | 1 788 | 6 204 |
| SWEDEN | 4 599 | 12 452 | 12 485 | 34 599 | 6 869 | 18 646 |
| FINLAND | 2 621 | 6 633 | 8 159 | 20 701 | 4 502 | 11 185 |
| SWITZERLAND | 20 031 | 58 020 | 38 865 | 112 532 | 21 404 | 60 681 |
| AUSTRIA | 14 198 | 37 331 | 33 018 | 89 355 | 18 200 | 48 262 |
| PORTUGAL | 5 961 | 19 696 | 14 896 | 51 075 | 8 204 | 27 490 |
| SPAIN | 8 031 | 23 380 | 22 469 | 63 150 | 12 371 | 34 065 |
| MALTA | 255 | 1 003 | 855 | 3 393 | 467 | 1 829 |
| YUGOSLAVIA | 12 828 | 38 125 | 40 045 | 129 152 | 22 032 | 69 590 |
| GREECE | 6 660 | 20 903 | 17 505 | 57 764 | 9 656 | 31 118 |
| TURKEY | 4 842 | 21 870 | 12 272 | 40 042 | 6 742 | 21 569 |
| USSR | 5 908 | 20 056 | 21 014 | 79 296 | 11 575 | 42 748 |
| POLAND | 2 275 | 9 077 | 8 067 | 20 592 | 4 433 | 11 127 |
| CZECHOSLOVA | 3 355 | 8 818 | 12 790 | 40 449 | 7 058 | 21 786 |
| HUNGARY | 2 648 | 9 457 | 9 011 | 31 177 | 4 953 | 16 768 |
| RUMANIA | 1 687 | 6 162 | 5 886 | 20 571 | 3 246 | 11 027 |
| BULGARIA | 260 | 1 973 | 1 760 | 6 174 | 963 | 3 309 |
| ALBANIA | 2 | 83 | 16 | 256 | 10 | 139 |
| CANARY IS | 43 | 144 | 117 | 385 | 63 | 206 |
| MOROCCO | 1 623 | 4 296 | 4 282 | 11 938 | 2 352 | 6 431 |
| ALGERIA | 2 038 | 5 592 | 7 986 | 23 060 | 4 404 | 12 451 |
| TUNISIA | 397 | 3 214 | 1 415 | 9 273 | 776 | 4 952 |
| LIBYA | 72 | 377 | 254 | 1 212 | 142 | 651 |
| EGYPT | 21 170 | 33 842 | 37 953 | 62 959 | 20 793 | 34 155 |
| SUDAN | 525 | 1 992 | 1 102 | 5 368 | 602 | 2 877 |
| MALI | 2 | 6 | 21 | 64 | 12 | 36 |
| UPPER VOLTA | 23 | 110 | 161 | 600 | 89 | 321 |
| NIGER | 23 | 106 | 105 | 338 | 57 | 179 |
| CHAD | 35 | 55 | 120 | 224 | 66 | 120 |
| SENEGAL | 45 | 213 | 246 | 809 | 136 | 434 |
| IVORY COAST | 86 | 696 | 481 | 2 746 | 264 | 1 473 |
| GHANA | 55 | 521 | 277 | 1 897 | 155 | 1 029 |
| TOGO | 609 | 737 | 1 500 | 1 898 | 825 | 1 039 |
| BENIN | 43 | 51 | 161 | 237 | 90 | 129 |

6 IMPORTS AND EXPORTS (SPECIAL TRADE) BY GROUPS OF THE SITC AND BY COUNTRIES OF PRODUCTION AND CONSUMPTION 1979

| GROUP COUNTRY | DT = 100 KG | | 1 000 DM | | 1 000 \$ | |
|------------------|-------------|----------|-----------|----------|-----------|----------|
| | JULY/SEPT | JAN/SEPT | JULY/SEPT | JAN/SEPT | JULY/SEPT | JAN/SEPT |
| NIGERIA | 2 399 | 5 566 | 8 001 | 17 087 | 4 405 | 9 266 |
| CAMEROON | 601 | 657 | 1 850 | 2 294 | 1 013 | 1 251 |
| GABON | 6 | 20 | 52 | 164 | 27 | 88 |
| CONGO | | 142 | 5 | 65 | 2 | 35 |
| ZAIRE | 71 | 162 | 155 | 735 | 87 | 400 |
| ANGOLA | 115 | 437 | 1 212 | 2 985 | 670 | 1 618 |
| ETHIOPIA | 54 | 459 | 398 | 2 904 | 222 | 1 565 |
| KENYA | 1 127 | 1 711 | 5 996 | 8 752 | 3 279 | 4 751 |
| UGANDA | 6 | 44 | 60 | 196 | 33 | 105 |
| TANZANIA | 1 800 | 2 920 | 7 441 | 11 411 | 4 078 | 6 201 |
| MOZAMBIQUE | 57 | 481 | 74 | 977 | 41 | 524 |
| MADAGASCAR | 1 052 | 1 626 | 3 588 | 5 458 | 1 982 | 2 979 |
| REUNION | 11 | 22 | 28 | 80 | 14 | 41 |
| MAURITIUS | 21 | 214 | 130 | 998 | 72 | 536 |
| ZAMBIA | 329 | 354 | 788 | 1 006 | 430 | 544 |
| MALAWI | 70 | 96 | 171 | 293 | 96 | 161 |
| REP S AFRICA | 6 665 | 18 501 | 19 011 | 53 358 | 10 462 | 28 746 |
| BOTSWANA | 63 | 65 | 82 | 107 | 45 | 59 |
| USA | 34 067 | 126 790 | 94 521 | 334 964 | 52 048 | 180 232 |
| CANADA | 3 475 | 8 394 | 11 362 | 27 849 | 6 256 | 15 060 |
| MEXICO | 8 509 | 35 158 | 24 017 | 89 536 | 13 215 | 48 090 |
| GUATEMALA | 272 | 759 | 1 343 | 3 162 | 737 | 1 712 |
| REP HONDURAS | 9 | 333 | 29 | 881 | 14 | 470 |
| EL SALVADOR | 95 | 675 | 349 | 2 016 | 190 | 1 078 |
| NICARAGUA | 1 | 9 | 6 | 85 | 3 | 44 |
| COSTA RICA | 96 | 330 | 382 | 1 399 | 210 | 751 |
| PANAM EX CZ | 6 | 81 | 70 | 589 | 37 | 310 |
| CUBA | 50 | 183 | 279 | 1 141 | 152 | 609 |
| REP HAITI | 136 | 152 | 354 | 432 | 195 | 236 |
| DOMINIC REP | 9 | 1 139 | 125 | 912 | 68 | 490 |
| MARTINIQUE | | 25 | 7 | 106 | 3 | 56 |
| JAMAICA | | 28 | 16 | 151 | 8 | 80 |
| TRINIDAD TOB | | 26 | 12 | 98 | 7 | 55 |
| COLOMBIA | 2 180 | 10 234 | 8 434 | 24 769 | 4 632 | 13 350 |
| VENEZUELA | 2 145 | 8 090 | 6 222 | 23 425 | 3 418 | 12 605 |
| GUYANA | | 11 | | 60 | | 33 |
| SURINAM | 8 | 20 | 28 | 83 | 15 | 43 |
| ECUADOR | 261 | 3 513 | 1 475 | 9 132 | 814 | 4 891 |
| PERU | 2 085 | 3 984 | 8 380 | 15 446 | 4 597 | 8 369 |
| BRAZIL | 8 985 | 22 865 | 29 059 | 78 691 | 15 998 | 42 427 |
| CHILE | 1 529 | 3 074 | 4 876 | 10 816 | 2 684 | 5 852 |
| BOLIVIA | 791 | 1 484 | 814 | 3 501 | 448 | 1 896 |
| PARAGUAY | 20 | 833 | 72 | 1 232 | 39 | 666 |
| URUGUAY | 1 261 | 2 253 | 2 162 | 5 130 | 1 193 | 2 784 |
| ARGENTINA | 5 684 | 12 812 | 13 992 | 34 642 | 7 706 | 18 735 |
| CYPRUS | 424 | 740 | 582 | 1 737 | 323 | 947 |
| LEBANON | 313 | 729 | 663 | 1 632 | 367 | 884 |
| SYRIA | 1 017 | 4 403 | 2 530 | 10 817 | 1 388 | 5 819 |
| IRAQ | 985 | 3 407 | 4 292 | 13 559 | 2 369 | 7 300 |
| IRAN | 3 741 | 9 818 | 9 901 | 25 784 | 5 448 | 13 930 |
| ISRAEL | 3 232 | 9 438 | 6 866 | 19 760 | 3 775 | 10 660 |
| JORDAN | 81 | 216 | 308 | 901 | 169 | 483 |
| SAUDI ARABIA | 962 | 2 591 | 1 557 | 5 149 | 855 | 2 778 |
| KUWAIT | 137 | 236 | 419 | 791 | 231 | 431 |
| BAHRAIN | 7 | 17 | 32 | 70 | 17 | 35 |
| QATAR | 4 | 54 | 11 | 176 | 6 | 96 |
| ARAB EMIRAT | 164 | 389 | 401 | 1 245 | 221 | 671 |
| OMAN | 14 | 80 | 52 | 237 | 29 | 128 |
| NORTH YEMEN | | 62 | 1 | 93 | | 47 |
| SOUTH YEMEN | 2 | 8 | 24 | 64 | 12 | 33 |
| AFGHANISTAN | 211 | 404 | 878 | 1 770 | 481 | 959 |
| PAKISTAN | 3 513 | 8 459 | 6 343 | 13 328 | 3 496 | 7 220 |
| INDIA | 3 040 | 8 383 | 10 573 | 29 095 | 5 829 | 15 719 |
| BANGLADESH | 995 | 3 394 | 1 304 | 6 925 | 716 | 3 734 |
| SRI LANKA | 108 | 714 | 318 | 1 308 | 178 | 705 |
| BURMA | 9 | 40 | 54 | 230 | 30 | 123 |
| THAILAND | 3 871 | 10 660 | 3 549 | 16 871 | 1 951 | 9 035 |
| VIETNAM | 1 | 10 | 45 | 78 | 24 | 41 |
| INDONESIA | 7 901 | 21 251 | 26 702 | 52 242 | 14 710 | 28 329 |
| MALAYSIA | 1 314 | 3 795 | 2 710 | 8 694 | 1 488 | 4 656 |
| SINGAPORE | 459 | 1 410 | 1 646 | 5 230 | 907 | 2 823 |
| PHILIPPINES | 3 301 | 11 183 | 8 066 | 31 549 | 4 417 | 16 922 |
| MONGOL P REP | 4 | 41 | 25 | 188 | 14 | 100 |
| P REP CHINA | 3 536 | 10 632 | 8 360 | 24 392 | 4 586 | 13 044 |
| NORTH KOREA | 5 | 652 | 61 | 1 814 | 34 | 977 |
| SOUTH KOREA | 21 835 | 47 680 | 46 732 | 99 727 | 25 703 | 53 888 |
| JAPAN | 10 730 | 31 015 | 36 887 | 100 489 | 20 304 | 54 181 |
| TAIWAN | 8 010 | 19 770 | 19 226 | 49 120 | 10 601 | 26 522 |
| HONG KONG | 4 181 | 11 270 | 10 198 | 33 099 | 5 614 | 17 844 |
| AUSTRALIA | 2 358 | 9 737 | 6 568 | 24 681 | 3 626 | 13 270 |
| AUST OCEANIA | | 17 | | 107 | | 57 |
| NEW ZEALAND | 759 | 1 789 | 3 221 | 8 166 | 1 771 | 4 417 |

6 IMPORTS AND EXPORTS (SPECIAL TRADE) BY GROUPS OF THE SITC AND BY COUNTRIES OF PRODUCTION AND CONSUMPTION 1979

| GROUP COUNTRY | DT = 100 KG | | 1 000 DM | | 1 000 \$ | |
|------------------------------|-------------|----------|-----------|----------|-----------|----------|
| | JULY/SEPT | JAN/SEPT | JULY/SEPT | JAN/SEPT | JULY/SEPT | JAN/SEPT |
| 725 PAPER ETC MILL MACHINERY | | | | | | |
| IMPORTS | 35 559 | 109 174 | 45 523 | 149 636 | 25 016 | 80 550 |
| FRANCE | 5 251 | 10 037 | 7 983 | 16 001 | 4 380 | 8 648 |
| BELGIUM LUX | 2 713 | 9 555 | 2 907 | 10 531 | 1 595 | 5 686 |
| NETHERLANDS | 5 020 | 16 072 | 4 012 | 15 332 | 2 200 | 8 238 |
| ITALY | 3 640 | 10 344 | 4 322 | 13 745 | 2 373 | 7 404 |
| UNITD KINGDOM | 3 593 | 16 337 | 3 483 | 18 176 | 1 918 | 9 745 |
| IRISH REP | 13 | 33 | 42 | 146 | 23 | 77 |
| DENMARK | 265 | 750 | 347 | 939 | 192 | 506 |
| NORWAY | 477 | 559 | 322 | 715 | 178 | 387 |
| SWEDEN | 2 200 | 4 761 | 3 014 | 7 135 | 1 659 | 3 850 |
| FINLAND | 821 | 5 339 | 1 033 | 5 642 | 567 | 3 048 |
| SWITZERLAND | 4 489 | 17 240 | 9 839 | 36 272 | 5 407 | 19 503 |
| AUSTRIA | 4 009 | 8 864 | 3 514 | 8 249 | 1 935 | 4 447 |
| PORTUGAL | 1 | 63 | 7 | 130 | 4 | 69 |
| SPAIN | 265 | 1 688 | 566 | 3 206 | 311 | 1 722 |
| YUGOSLAVIA | 146 | 1 054 | 327 | 1 507 | 182 | 811 |
| GREECE | | 117 | | 444 | | 235 |
| TURKEY | 33 | 235 | 49 | 77 | 27 | 43 |
| BULGARIA | 298 | 298 | 120 | 120 | 66 | 66 |
| USA | 1 225 | 2 973 | 2 462 | 7 718 | 1 354 | 4 153 |
| CANADA | 5 | 59 | 36 | 287 | 20 | 154 |
| BRAZIL | 11 | 71 | 21 | 165 | 12 | 90 |
| JAPAN | 944 | 2 547 | 1 079 | 3 006 | 593 | 1 621 |
| EXPORTS | 126 728 | 365 526 | 266 857 | 798 497 | 146 938 | 430 619 |
| FRANCE | 12 667 | 27 174 | 32 456 | 68 880 | 17 837 | 37 273 |
| BELGIUM LUX | 5 362 | 16 423 | 9 189 | 29 733 | 5 055 | 16 032 |
| NETHERLANDS | 10 144 | 25 649 | 18 267 | 47 358 | 10 059 | 25 563 |
| ITALY | 5 124 | 15 640 | 11 108 | 34 333 | 6 129 | 18 449 |
| UNITD KINGDOM | 14 460 | 32 692 | 31 535 | 79 403 | 17 382 | 42 853 |
| IRISH REP | 180 | 359 | 616 | 1 132 | 341 | 615 |
| DENMARK | 2 127 | 4 418 | 6 574 | 12 631 | 3 613 | 6 842 |
| ICELAND | 200 | 224 | 143 | 193 | 78 | 103 |
| NORWAY | 912 | 2 382 | 2 770 | 7 064 | 1 522 | 3 823 |
| SWEDEN | 2 756 | 8 354 | 7 809 | 26 546 | 4 295 | 14 307 |
| FINLAND | 2 307 | 6 002 | 6 191 | 17 819 | 3 402 | 9 582 |
| SWITZERLAND | 6 469 | 16 943 | 9 795 | 28 218 | 5 379 | 15 202 |
| AUSTRIA | 6 109 | 17 734 | 12 681 | 33 501 | 6 990 | 18 103 |
| PORTUGAL | 815 | 2 172 | 1 367 | 4 540 | 752 | 2 441 |
| SPAIN | 1 350 | 3 624 | 3 929 | 9 519 | 2 155 | 5 149 |
| MALTA | 2 | 13 | 16 | 72 | 8 | 37 |
| YUGOSLAVIA | 2 796 | 18 461 | 9 043 | 41 671 | 4 984 | 22 362 |
| GREECE | 487 | 1 102 | 981 | 2 742 | 540 | 1 481 |
| TURKEY | 595 | 1 878 | 2 396 | 6 316 | 1 328 | 3 416 |
| USSR | 786 | 8 519 | 3 322 | 26 874 | 1 827 | 14 528 |
| POLAND | 121 | 1 563 | 516 | 4 554 | 284 | 2 448 |
| CZECHOSLOVA | 609 | 1 173 | 2 048 | 4 456 | 1 140 | 2 415 |
| HUNGARY | 273 | 1 061 | 1 891 | 4 583 | 1 038 | 2 467 |
| RUMANIA | 87 | 194 | 371 | 1 232 | 204 | 663 |
| BULGARIA | 2 | 155 | 19 | 513 | 11 | 278 |
| CANARY IS | | 72 | | 126 | | 66 |
| MOROCCO | 136 | 401 | 315 | 839 | 173 | 452 |
| ALGERIA | 810 | 1 726 | 2 832 | 4 528 | 1 549 | 2 458 |
| TUNISIA | 135 | 468 | 410 | 1 168 | 228 | 636 |
| LIBYA | 49 | 126 | 80 | 282 | 44 | 153 |
| EGYPT | 288 | 830 | 819 | 2 771 | 450 | 1 495 |
| SUDAN | 16 | 46 | 128 | 258 | 71 | 143 |
| IVORY COAST | 69 | 169 | 158 | 318 | 86 | 170 |
| NIGERIA | 11 139 | 30 089 | 14 599 | 44 782 | 8 064 | 24 185 |
| CAMEROON | 32 | 256 | 67 | 296 | 36 | 157 |
| ZAIRE | | 39 | | 82 | | 43 |
| RWANDA | 22 | 63 | 33 | 83 | 18 | 44 |
| ANGOLA | | 159 | 14 | 340 | 8 | 185 |
| ETHIOPIA | 2 | 22 | 9 | 84 | 4 | 42 |
| KENYA | 40 | 484 | 76 | 381 | 41 | 205 |
| TANZANIA | 9 | 194 | 62 | 696 | 35 | 373 |
| SEYCHELLES | | 41 | 1 | 77 | 1 | 42 |
| MADAGASCAR | 3 | 91 | 7 | 199 | 4 | 107 |
| REP S AFRICA | 1 831 | 8 180 | 6 659 | 21 764 | 3 338 | 11 719 |
| USA | 15 219 | 46 823 | 26 076 | 82 980 | 14 380 | 44 718 |
| CANADA | 979 | 2 633 | 2 121 | 6 887 | 1 177 | 3 711 |
| MEXICO | 724 | 2 084 | 1 736 | 5 276 | 951 | 2 841 |
| GUATEMALA | 36 | 109 | 47 | 139 | 26 | 76 |
| EL SALVADOR | 23 | 101 | 29 | 201 | 14 | 103 |
| COSTA RICA | 40 | 119 | 64 | 162 | 34 | 88 |
| PANAM EX CZ | | 86 | 1 | 257 | 1 | 138 |
| CUBA | 12 | 59 | 60 | 142 | 33 | 77 |
| DOMINIC REP | 8 | 13 | 46 | 147 | 25 | 80 |
| JAMAICA | 39 | 40 | 83 | 93 | 46 | 51 |
| BARBADOS | 29 | 62 | 67 | 129 | 36 | 69 |
| TRINIDAD TOB | 11 | 30 | 55 | 124 | 31 | 66 |
| COLOMBIA | 167 | 672 | 313 | 1 522 | 173 | 818 |
| VENEZUELA | 1 007 | 2 191 | 2 081 | 5 529 | 1 145 | 2 989 |
| GUYANA | 25 | 27 | 43 | 56 | 24 | 31 |
| ECUADOR | 108 | 669 | 183 | 1 954 | 97 | 1 050 |
| PERU | 43 | 168 | 160 | 521 | 88 | 282 |
| BRAZIL | 1 083 | 3 916 | 3 118 | 11 663 | 1 722 | 6 312 |
| CHILE | 403 | 1 832 | 1 349 | 5 083 | 742 | 2 737 |

6 IMPORTS AND EXPORTS (SPECIAL TRADE) BY GROUPS OF THE SITC AND BY COUNTRIES OF PRODUCTION AND CONSUMPTION 1979

| GROUP COUNTRY | DT = 100 KG | | 1 000 DM | | 1 000 \$ | |
|------------------|-------------|----------|-----------|----------|-----------|----------|
| | JULY/SEPT | JAN/SEPT | JULY/SEPT | JAN/SEPT | JULY/SEPT | JAN/SEPT |
| BOLIVIA | 57 | 108 | 147 | 247 | 83 | 138 |
| PARAGUAY | 4 723 | 4 771 | 1 573 | 1 597 | 877 | 889 |
| URUGUAY | 90 | 111 | 143 | 318 | 79 | 172 |
| ARGENTINA | 618 | 1 604 | 2 207 | 4 163 | 1 206 | 2 251 |
| LEBANON | 226 | 752 | 462 | 1 337 | 254 | 719 |
| SYRIA | 101 | 308 | 166 | 795 | 92 | 430 |
| IRAQ | 524 | 2 344 | 1 660 | 9 077 | 909 | 4 869 |
| IRAN | 149 | 880 | 762 | 2 592 | 422 | 1 396 |
| ISRAEL | 360 | 908 | 1 025 | 2 946 | 563 | 1 591 |
| JORDAN | 37 | 469 | 44 | 592 | 24 | 314 |
| SAUDI ARABIA | 318 | 1 211 | 461 | 2 964 | 253 | 1 596 |
| KUWAIT | 325 | 1 884 | 1 166 | 1 947 | 639 | 1 055 |
| ARAB EMIRAT | 75 | 142 | 125 | 294 | 69 | 158 |
| NORTH YEMEN | 7 | 12 | 43 | 85 | 24 | 47 |
| AFGHANISTAN | 41 | 41 | 142 | 146 | 79 | 81 |
| PAKISTAN | 27 | 153 | 125 | 694 | 67 | 371 |
| INDIA | 1 539 | 4 456 | 3 928 | 9 708 | 2 176 | 5 251 |
| BANGLADESH | 7 | 539 | 26 | 3 889 | 15 | 2 065 |
| SRI LANKA | 71 | 347 | 171 | 618 | 93 | 332 |
| BURMA | 1 | 26 | 22 | 133 | 12 | 72 |
| THAILAND | 439 | 1 287 | 1 405 | 2 969 | 773 | 1 611 |
| INDONESIA | 195 | 778 | 376 | 1 785 | 207 | 964 |
| MALAYSIA | 48 | 731 | 78 | 1 210 | 44 | 648 |
| SINGAPORE | 344 | 979 | 660 | 1 744 | 366 | 951 |
| PHILIPPINES | 108 | 515 | 283 | 868 | 156 | 470 |
| SOUTH KOREA | 257 | 1 397 | 881 | 3 973 | 480 | 2 126 |
| JAPAN | 3 248 | 11 700 | 7 417 | 28 780 | 4 064 | 15 485 |
| TAIWAN | 163 | 470 | 201 | 1 173 | 111 | 632 |
| HONG KONG | 367 | 1 422 | 783 | 2 070 | 430 | 1 121 |
| AUSTRALIA | 778 | 5 394 | 1 501 | 11 822 | 825 | 6 325 |
| PAPUA NEW G | | 40 | | 67 | | 37 |
| NEW ZEALAND | 86 | 373 | 254 | 1 300 | 144 | 701 |
| FIJI | 21 | 21 | 91 | 93 | 50 | 50 |

726 PRINTG,BK BINDG MACHY,PTS

| | | | | | | |
|--------------|---------|---------|---------|-----------|---------|---------|
| IMPORTS | 30 717 | 101 328 | 82 272 | 267 331 | 45 269 | 143 954 |
| FRANCE | 4 470 | 13 275 | 5 685 | 17 699 | 3 132 | 9 532 |
| BELGIUM LUX | 1 688 | 5 286 | 2 086 | 6 831 | 1 152 | 3 683 |
| NETHERLANDS | 2 844 | 8 842 | 5 151 | 16 984 | 2 838 | 9 138 |
| ITALY | 4 196 | 10 952 | 9 193 | 24 231 | 5 043 | 13 058 |
| UNTD KINGDOM | 2 044 | 8 165 | 10 854 | 32 135 | 5 969 | 17 314 |
| IRISH REP | 5 | 95 | 79 | 165 | 43 | 88 |
| DENMARK | 838 | 2 336 | 1 222 | 3 173 | 676 | 1 719 |
| NORWAY | 411 | 909 | 123 | 411 | 67 | 220 |
| SWEDEN | 1 347 | 4 817 | 2 045 | 6 776 | 1 130 | 3 661 |
| FINLAND | 108 | 420 | 83 | 391 | 45 | 207 |
| SWITZERLAND | 7 702 | 26 164 | 26 623 | 85 741 | 14 632 | 46 187 |
| AUSTRIA | 887 | 4 684 | 1 884 | 10 251 | 1 038 | 5 500 |
| SPAIN | 333 | 1 155 | 684 | 2 018 | 375 | 1 087 |
| YUGOSLAVIA | 46 | 119 | 19 | 107 | 11 | 58 |
| USSR | 83 | 114 | 83 | 169 | 45 | 89 |
| CZECHOSLOVA | 36 | 330 | 70 | 666 | 38 | 353 |
| USA | 2 578 | 10 676 | 13 933 | 53 399 | 7 679 | 28 714 |
| CANADA | 50 | 91 | 178 | 401 | 98 | 219 |
| BRAZIL | | 28 | 5 | 160 | 3 | 86 |
| JAPAN | 870 | 2 102 | 2 092 | 5 152 | 1 154 | 2 785 |
| TAIWAN | 59 | 66 | 80 | 91 | 44 | 50 |
| EXPORTS | 179 632 | 553 538 | 527 495 | 1 580 966 | 290 441 | 852 200 |
| FRANCE | 14 626 | 47 763 | 42 169 | 133 007 | 23 241 | 71 752 |
| BELGIUM LUX | 7 764 | 18 798 | 26 698 | 62 000 | 14 674 | 33 512 |
| NETHERLANDS | 14 833 | 41 141 | 35 384 | 106 880 | 19 483 | 57 594 |
| ITALY | 11 800 | 40 321 | 31 097 | 101 931 | 17 102 | 54 857 |
| UNTD KINGDOM | 15 863 | 52 331 | 47 795 | 150 541 | 26 322 | 81 136 |
| IRISH REP | 574 | 2 579 | 2 528 | 8 805 | 1 386 | 4 743 |
| DENMARK | 1 964 | 7 972 | 6 211 | 25 837 | 3 418 | 13 863 |
| ICELAND | 37 | 223 | 186 | 690 | 100 | 364 |
| NORWAY | 1 132 | 5 201 | 4 218 | 18 371 | 2 326 | 9 889 |
| SWEDEN | 4 111 | 13 717 | 13 768 | 44 103 | 7 568 | 23 745 |
| FINLAND | 2 750 | 7 390 | 9 096 | 25 173 | 5 009 | 13 574 |
| SWITZERLAND | 11 638 | 29 037 | 28 224 | 80 033 | 15 552 | 43 201 |
| AUSTRIA | 6 362 | 19 632 | 16 273 | 56 696 | 8 969 | 30 573 |
| PORTUGAL | 495 | 2 172 | 1 607 | 4 769 | 882 | 2 564 |
| SPAIN | 3 185 | 8 817 | 8 936 | 24 406 | 4 935 | 13 195 |
| MALTA | 9 | 238 | 39 | 729 | 21 | 388 |
| YUGOSLAVIA | 6 975 | 14 738 | 24 328 | 45 339 | 13 396 | 24 562 |
| GREECE | 1 988 | 5 895 | 3 296 | 10 177 | 1 815 | 5 478 |
| TURKEY | 449 | 3 036 | 385 | 2 574 | 211 | 1 384 |
| USSR | 1 953 | 4 042 | 9 586 | 18 839 | 5 272 | 10 254 |
| POLAND | 224 | 549 | 1 297 | 3 157 | 715 | 1 715 |
| CZECHOSLOVA | 582 | 2 137 | 2 143 | 7 902 | 1 181 | 4 262 |
| HUNGARY | 118 | 1 004 | 569 | 2 896 | 310 | 1 549 |
| RUMANIA | 18 | 99 | 308 | 1 232 | 168 | 663 |
| BULGARIA | 600 | 839 | 1 395 | 1 817 | 776 | 1 001 |
| CANARY IS | | 3 | 19 | 59 | 12 | 30 |
| MOROCCO | 233 | 1 397 | 527 | 2 122 | 288 | 1 141 |
| ALGERIA | 1 972 | 4 741 | 6 562 | 12 585 | 3 595 | 6 808 |
| TUNISIA | 27 | 452 | 162 | 1 791 | 90 | 952 |
| LIBYA | 19 | 65 | 155 | 433 | 87 | 236 |

6 IMPORTS AND EXPORTS (SPECIAL TRADE) BY GROUPS OF THE SITC AND BY COUNTRIES OF PRODUCTION AND CONSUMPTION 1979

| GROUP COUNTRY | DT = 100 KG | | 1 000 DM | | 1 000 \$ | |
|------------------|-------------|----------|-----------|----------|-----------|----------|
| | JULY/SEPT | JAN/SEPT | JULY/SEPT | JAN/SEPT | JULY/SEPT | JAN/SEPT |
| EGYPT | 1 030 | 3 272 | 3 646 | 10 083 | 1 999 | 5 433 |
| SUDAN | 195 | 221 | 436 | 681 | 241 | 374 |
| MAURITANIA | 1 | 17 | 8 | 72 | 5 | 38 |
| MALI | 80 | 85 | 69 | 110 | 38 | 59 |
| SENEGAL | 10 | 116 | 54 | 391 | 29 | 210 |
| REP GUINEA | 125 | 155 | 374 | 505 | 209 | 278 |
| LIBERIA | 5 | 66 | 63 | 284 | 35 | 154 |
| IVORY COAST | 94 | 550 | 228 | 1 671 | 124 | 895 |
| GHANA | 172 | 450 | 35 | 426 | 19 | 229 |
| TOGO | 1 | 36 | 11 | 78 | 6 | 42 |
| BENIN | 10 | 37 | 227 | 303 | 126 | 166 |
| NIGERIA | 1 286 | 3 100 | 2 883 | 7 225 | 1 584 | 3 920 |
| CAMEROON | 133 | 247 | 200 | 470 | 109 | 253 |
| CONGO | 1 | 28 | 3 | 73 | 2 | 40 |
| ZAIRE | 10 | 1 778 | 9 | 6 027 | 4 | 3 257 |
| RWANDA | 239 | 240 | 786 | 796 | 430 | 434 |
| BURUNDI | 17 | 19 | 86 | 103 | 47 | 55 |
| ANGOLA | 4 | 112 | 41 | 815 | 22 | 433 |
| ETHIOPIA | 13 | 145 | 90 | 578 | 49 | 314 |
| DJIBOUTI | | 28 | | 79 | | 42 |
| SOMALIA | | 239 | | 378 | | 199 |
| KENYA | 148 | 599 | 478 | 2 171 | 263 | 1 162 |
| UGANDA | 34 | 166 | 235 | 871 | 129 | 469 |
| TANZANIA | 215 | 1 260 | 747 | 4 346 | 408 | 2 341 |
| MOZAMBIQUE | 8 | 441 | 45 | 1 534 | 24 | 813 |
| MADAGASCAR | 1 | 27 | 11 | 79 | 6 | 43 |
| REUNION | 90 | 155 | 198 | 403 | 110 | 220 |
| MAURITIUS | 2 | 103 | 19 | 334 | 11 | 180 |
| ZAMBIA | 27 | 134 | 104 | 518 | 58 | 273 |
| MALAWI | | 223 | 3 | 688 | 2 | 363 |
| REP S AFRICA | 1 332 | 3 676 | 4 193 | 10 615 | 2 308 | 5 732 |
| USA | 14 324 | 53 549 | 44 576 | 157 907 | 24 545 | 85 033 |
| CANADA | 1 397 | 5 603 | 4 077 | 16 249 | 2 240 | 8 705 |
| MEXICO | 1 603 | 5 495 | 5 542 | 15 800 | 3 049 | 8 475 |
| GUATEMALA | 36 | 660 | 70 | 1 297 | 38 | 697 |
| REP HONDURAS | 73 | 119 | 151 | 269 | 86 | 147 |
| EL SALVADOR | 118 | 291 | 421 | 926 | 234 | 501 |
| COSTA RICA | 192 | 370 | 335 | 796 | 184 | 430 |
| PANAMA EX CZ | 185 | 198 | 199 | 321 | 111 | 177 |
| CUBA | 1 | 2 717 | 28 | 10 335 | 15 | 5 419 |
| DOMINIC REP | 1 | 336 | 13 | 754 | 7 | 402 |
| MARTINIQUE | 39 | 43 | 136 | 161 | 74 | 88 |
| JAMAICA | 13 | 158 | 81 | 632 | 46 | 339 |
| BARBADOS | 56 | 67 | 268 | 343 | 147 | 187 |
| WEST INDIES | 37 | 39 | 111 | 127 | 61 | 71 |
| TRINIDAD TOB | 144 | 376 | 459 | 1 137 | 252 | 615 |
| NETH ANTILL | 1 | 93 | 1 | 220 | | 118 |
| COLOMBIA | 1 287 | 2 602 | 4 712 | 9 080 | 2 596 | 4 931 |
| VENEZUELA | 812 | 4 632 | 2 697 | 12 560 | 1 480 | 6 732 |
| GUYANA | | 63 | 21 | 206 | 12 | 112 |
| SURINAM | 1 | 41 | 7 | 124 | 4 | 67 |
| ECUADOR | 282 | 919 | 720 | 3 015 | 394 | 1 626 |
| PERU | 107 | 129 | 144 | 423 | 78 | 226 |
| BRAZIL | 3 368 | 7 847 | 12 007 | 29 530 | 6 616 | 15 978 |
| CHILE | 949 | 2 570 | 2 229 | 7 501 | 1 231 | 4 049 |
| BOLIVIA | 13 | 261 | 51 | 741 | 30 | 396 |
| PARAGUAY | 85 | 236 | 136 | 278 | 75 | 153 |
| URUGUAY | 327 | 399 | 1 135 | 1 390 | 628 | 764 |
| ARGENTINA | 1 899 | 4 220 | 5 856 | 14 232 | 3 227 | 7 700 |
| CYPRUS | 5 | 13 | 32 | 82 | 18 | 43 |
| LEBANON | 714 | 2 704 | 661 | 4 328 | 366 | 2 310 |
| SYRIA | 96 | 611 | 264 | 1 723 | 145 | 923 |
| IRAQ | 1 786 | 2 767 | 6 741 | 10 706 | 3 712 | 5 814 |
| IRAN | 476 | 1 053 | 1 381 | 3 295 | 761 | 1 780 |
| ISRAEL | 1 992 | 3 492 | 5 751 | 9 874 | 3 175 | 5 374 |
| JORDAN | 119 | 614 | 232 | 1 124 | 129 | 602 |
| SAUDI ARABIA | 1 553 | 4 643 | 4 937 | 14 119 | 2 721 | 7 619 |
| KUWAIT | 864 | 1 580 | 2 719 | 5 671 | 1 500 | 3 076 |
| BAHRAIN | 61 | 312 | 266 | 1 289 | 145 | 693 |
| QATAR | 10 | 153 | 80 | 553 | 44 | 296 |
| ARAB EMIRAT | 128 | 340 | 399 | 1 139 | 221 | 612 |
| OMAN | 5 | 47 | 15 | 190 | 7 | 101 |
| NORTH YEMEN | 80 | 96 | 241 | 341 | 134 | 188 |
| SOUTH YEMEN | 25 | 180 | 54 | 453 | 29 | 245 |
| AFGHANISTAN | 1 | 25 | 10 | 93 | 6 | 52 |
| PAKISTAN | 187 | 531 | 444 | 869 | 246 | 476 |
| INDIA | 76 | 807 | 589 | 3 052 | 323 | 1 641 |
| BANGLADESH | 172 | 739 | 308 | 1 373 | 167 | 736 |
| SRI LANKA | 131 | 1 133 | 387 | 2 388 | 213 | 1 288 |
| BURMA | 1 | 54 | 13 | 232 | 7 | 126 |
| THAILAND | 1 008 | 5 423 | 1 775 | 10 138 | 974 | 5 430 |
| LAOS | | 61 | | 204 | | 108 |
| INDONESIA | 478 | 3 017 | 1 350 | 7 254 | 740 | 3 872 |
| MALAYSIA | 929 | 2 969 | 2 507 | 8 215 | 1 380 | 4 432 |
| SINGAPORE | 720 | 3 441 | 2 397 | 9 890 | 1 328 | 5 310 |
| PHILIPPINES | 844 | 1 853 | 2 109 | 4 793 | 1 169 | 2 596 |
| MONGOL P REP | | 10 | | 100 | | 53 |
| P REP CHINA | 808 | 1 299 | 1 916 | 4 286 | 1 048 | 2 307 |
| SOUTH KOREA | 2 032 | 6 006 | 6 857 | 18 512 | 3 792 | 9 997 |
| JAPAN | 10 341 | 35 454 | 29 214 | 91 403 | 16 126 | 49 240 |
| TAIWAN | 767 | 2 095 | 2 272 | 5 902 | 1 248 | 3 176 |
| HONG KONG | 2 709 | 7 616 | 5 982 | 15 876 | 2 798 | 8 525 |

6 IMPORTS AND EXPORTS (SPECIAL TRADE) BY GROUPS OF THE SITC AND BY COUNTRIES OF PRODUCTION AND CONSUMPTION 1979

| GROUP COUNTRY | DT = 100 KG | | 1 000 DM | | 1 000 \$ | |
|------------------------------|-------------|----------|-----------|----------|-----------|----------|
| | JULY/SEPT | JAN/SEPT | JULY/SEPT | JAN/SEPT | JULY/SEPT | JAN/SEPT |
| AUSTRALIA | 5 148 | 12 562 | 18 635 | 41 420 | 10 221 | 22 320 |
| PAPUA NEW G | 16 | 30 | 44 | 82 | 24 | 44 |
| NEW ZEALAND | 353 | 1 679 | 1 256 | 5 631 | 693 | 3 039 |
| 727 FOOD MACHRY NON-DOMESTIC | | | | | | |
| IMPORTS | 16 525 | 58 556 | 31 163 | 100 629 | 17 139 | 54 183 |
| FRANCE | 1 159 | 4 402 | 2 384 | 8 041 | 1 312 | 4 323 |
| BELGIUM LUX | 420 | 1 888 | 564 | 2 143 | 313 | 1 156 |
| NETHERLANDS | 3 774 | 14 501 | 7 834 | 25 710 | 4 311 | 13 846 |
| ITALY | 1 188 | 4 486 | 2 360 | 9 197 | 1 298 | 4 932 |
| UNTD KINGDOM | 594 | 2 028 | 1 608 | 3 801 | 878 | 2 047 |
| IRISH REP | 73 | 131 | 195 | 363 | 109 | 199 |
| DENMARK | 982 | 3 470 | 1 810 | 7 657 | 997 | 4 126 |
| NORWAY | 2 353 | 6 903 | 2 537 | 7 156 | 1 390 | 3 839 |
| SWEDEN | 209 | 436 | 524 | 1 416 | 288 | 766 |
| FINLAND | 18 | 829 | 76 | 775 | 42 | 412 |
| SWITZERLAND | 3 723 | 11 088 | 4 880 | 14 539 | 2 690 | 7 849 |
| AUSTRIA | 909 | 4 163 | 2 198 | 10 228 | 1 209 | 5 509 |
| SPAIN | 5 | 273 | 12 | 217 | 6 | 116 |
| YUGOSLAVIA | | 409 | | 373 | | 199 |
| POLAND | 23 | 79 | 33 | 106 | 18 | 58 |
| HUNGARY | 1 | 30 | 5 | 64 | 3 | 34 |
| USA | 451 | 2 291 | 1 879 | 5 718 | 1 034 | 3 073 |
| CANADA | 313 | 454 | 875 | 1 000 | 479 | 546 |
| ISRAEL | 15 | 39 | 52 | 137 | 28 | 73 |
| JAPAN | 266 | 405 | 1 106 | 1 529 | 608 | 834 |
| AUSTRALIA | 47 | 60 | 221 | 270 | 120 | 145 |
| EXPORTS | 66 831 | 220 500 | 185 179 | 583 460 | 101 918 | 314 621 |
| FRANCE | 4 232 | 12 356 | 9 336 | 31 908 | 5 140 | 17 176 |
| BELGIUM LUX | 3 963 | 12 817 | 6 917 | 23 721 | 3 811 | 12 761 |
| NETHERLANDS | 6 018 | 25 867 | 12 979 | 44 122 | 7 142 | 23 753 |
| ITALY | 3 734 | 6 264 | 6 056 | 13 581 | 3 339 | 7 348 |
| UNTD KINGDOM | 3 156 | 12 038 | 8 501 | 28 627 | 4 683 | 15 442 |
| IRISH REP | 425 | 1 239 | 710 | 3 298 | 392 | 1 779 |
| DENMARK | 1 847 | 5 081 | 6 015 | 15 727 | 3 313 | 8 484 |
| ICELAND | 394 | 1 007 | 3 193 | 8 658 | 1 754 | 4 672 |
| FAROE IS | 9 | 143 | 72 | 1 078 | 39 | 580 |
| NORWAY | 878 | 2 564 | 3 475 | 12 442 | 1 912 | 6 694 |
| SWEDEN | 724 | 2 887 | 2 633 | 9 330 | 1 451 | 5 015 |
| FINLAND | 532 | 1 672 | 1 571 | 5 504 | 866 | 2 957 |
| SWITZERLAND | 2 215 | 7 411 | 4 348 | 16 019 | 2 397 | 8 622 |
| AUSTRIA | 2 968 | 8 302 | 7 961 | 21 527 | 4 385 | 11 598 |
| PORTUGAL | 224 | 1 274 | 661 | 2 995 | 363 | 1 607 |
| SPAIN | 793 | 3 185 | 3 642 | 10 728 | 2 000 | 5 772 |
| YUGOSLAVIA | 3 155 | 10 537 | 14 850 | 39 147 | 8 165 | 21 177 |
| GREECE | 1 438 | 2 684 | 3 546 | 7 416 | 1 952 | 4 013 |
| TURKEY | 530 | 1 815 | 1 184 | 3 451 | 649 | 1 861 |
| USSR | 437 | 2 525 | 1 859 | 11 760 | 1 025 | 6 312 |
| POLAND | 240 | 1 174 | 2 805 | 8 352 | 1 546 | 4 515 |
| CZECHOSLOVA | 94 | 640 | 543 | 2 373 | 298 | 1 279 |
| HUNGARY | 4 292 | 14 518 | 5 665 | 23 287 | 3 107 | 12 468 |
| RUMANIA | 37 | 104 | 378 | 537 | 207 | 293 |
| BULGARIA | 57 | 155 | 389 | 760 | 215 | 410 |
| CANARY IS | 1 | 20 | 7 | 105 | 4 | 57 |
| MOROCCO | 23 | 96 | 96 | 344 | 52 | 184 |
| ALGERIA | 51 | 781 | 181 | 1 216 | 100 | 652 |
| TUNISIA | 456 | 544 | 986 | 1 310 | 543 | 716 |
| LIBYA | 26 | 176 | 160 | 456 | 88 | 244 |
| EGYPT | 250 | 3 638 | 508 | 11 115 | 281 | 5 979 |
| SUDAN | 125 | 2 441 | 429 | 3 280 | 237 | 1 765 |
| MALI | 3 | 41 | 23 | 222 | 12 | 119 |
| UPPER VOLTA | | 20 | | 162 | | 86 |
| SENEGAL | 27 | 31 | 79 | 156 | 43 | 85 |
| GAMBIA | 6 | 18 | 48 | 122 | 27 | 67 |
| GUIN BISSAU | | 35 | 1 | 197 | | 106 |
| SIERRA LEONE | 2 | 23 | 8 | 162 | 5 | 87 |
| LIBERIA | 7 | 24 | 28 | 73 | 16 | 40 |
| IVORY COAST | 426 | 1 172 | 667 | 1 761 | 368 | 950 |
| GHANA | 10 | 23 | 26 | 71 | 14 | 36 |
| TOGO | 13 | 33 | 102 | 228 | 56 | 125 |
| BENIN | 3 | 409 | 2 | 821 | 1 | 438 |
| NIGERIA | 1 050 | 4 498 | 2 964 | 13 649 | 1 631 | 7 373 |
| CAMEROON | 32 | 143 | 53 | 343 | 28 | 184 |
| GABON | | 121 | 5 | 319 | 2 | 168 |
| CONGO | | 11 | 1 | 66 | | 35 |
| ZAIRE | 61 | 231 | 295 | 759 | 160 | 408 |
| BURUNDI | 2 | 15 | 13 | 70 | 7 | 37 |
| ANGOLA | 28 | 121 | 235 | 827 | 130 | 444 |
| ETHIOPIA | 8 | 169 | 32 | 375 | 18 | 202 |
| SOMALIA | 42 | 42 | 93 | 93 | 52 | 52 |
| KENYA | 31 | 680 | 178 | 2 118 | 96 | 1 137 |
| TANZANIA | 334 | 371 | 1 153 | 1 315 | 632 | 720 |
| MOZAMBIQUE | 1 | 20 | 11 | 58 | 6 | 31 |
| MADAGASCAR | 64 | 121 | 242 | 485 | 133 | 263 |
| REUNION | | 135 | 4 | 285 | 2 | 153 |
| ZAMBIA | 28 | 289 | 105 | 772 | 57 | 410 |
| MALAWI | 18 | 25 | 77 | 86 | 43 | 50 |
| REP S AFRICA | 761 | 1 963 | 1 910 | 5 934 | 1 051 | 3 197 |

6 IMPORTS AND EXPORTS (SPECIAL TRADE) BY GROUPS OF THE SITC AND BY COUNTRIES OF PRODUCTION AND CONSUMPTION 1979

| GROUP COUNTRY | DT = 100 KG | | 1 000 DM | | 1 000 \$ | |
|------------------|-------------|----------|-----------|----------|-----------|----------|
| | JULY/SEPT | JAN/SEPT | JULY/SEPT | JAN/SEPT | JULY/SEPT | JAN/SEPT |
| USA | 3 368 | 10 416 | 11 075 | 32 753 | 6 103 | 17 657 |
| CANADA | 715 | 2 847 | 2 618 | 12 042 | 1 437 | 6 471 |
| GREENLAND | | 70 | 1 | 583 | 1 | 307 |
| ST PIERRE | 2 | 12 | 4 | 72 | 2 | 38 |
| MEXICO | 206 | 483 | 1 225 | 2 012 | 679 | 1 096 |
| GUATEMALA | 129 | 672 | 300 | 1 713 | 165 | 922 |
| EL SALVADOR | 1 | 22 | 16 | 121 | 8 | 63 |
| COSTA RICA | 10 | 53 | 50 | 192 | 28 | 104 |
| PANAM EX CZ | 10 | 10 | 42 | 62 | 22 | 32 |
| CUBA | 2 | 70 | 29 | 389 | 16 | 209 |
| DOMINIC REP | 99 | 141 | 332 | 454 | 181 | 245 |
| GUADELOUPE | 63 | 108 | 146 | 226 | 80 | 121 |
| TRINIDAD TOB | 256 | 315 | 1 015 | 1 329 | 565 | 732 |
| COLOMBIA | 191 | 343 | 651 | 1 240 | 357 | 675 |
| VENEZUELA | 125 | 926 | 673 | 3 883 | 370 | 2 089 |
| SURINAM | 62 | 138 | 177 | 425 | 98 | 230 |
| ECUADOR | 497 | 880 | 1 315 | 2 869 | 725 | 1 563 |
| PERU | 8 | 97 | 98 | 550 | 55 | 296 |
| BRAZIL | 815 | 1 110 | 2 967 | 4 228 | 1 631 | 2 305 |
| CHILE | 283 | 3 551 | 1 254 | 8 473 | 694 | 4 541 |
| BOLIVIA | 5 | 78 | 16 | 321 | 9 | 173 |
| PARAGUAY | 54 | 153 | 111 | 383 | 61 | 207 |
| URUGUAY | 58 | 225 | 365 | 1 560 | 202 | 845 |
| ARGENTINA | 439 | 2 742 | 3 862 | 9 429 | 2 131 | 5 099 |
| CYPRUS | 19 | 21 | 71 | 92 | 39 | 50 |
| LEBANON | 286 | 309 | 620 | 709 | 345 | 392 |
| SYRIA | 584 | 2 277 | 1 660 | 7 772 | 909 | 4 204 |
| IRAQ | 652 | 3 961 | 2 489 | 8 619 | 1 374 | 4 671 |
| IRAN | 1 308 | 2 759 | 3 024 | 6 546 | 1 662 | 3 552 |
| ISRAEL | 234 | 604 | 1 053 | 2 481 | 578 | 1 341 |
| JORDAN | 6 | 56 | 66 | 268 | 36 | 144 |
| SAUDI ARABIA | 1 336 | 4 246 | 3 949 | 14 141 | 2 176 | 7 625 |
| KUWAIT | 14 | 239 | 54 | 368 | 30 | 197 |
| BAHRAIN | 18 | 20 | 52 | 65 | 29 | 35 |
| ARAB EMIRAT | 3 | 380 | 16 | 895 | 9 | 482 |
| NORTH YEMEN | 6 | 2 724 | 49 | 2 899 | 28 | 1 557 |
| SOUTH YEMEN | | 202 | | 609 | | 329 |
| PAKISTAN | 1 595 | 1 668 | 2 735 | 3 084 | 1 496 | 1 683 |
| INDIA | 116 | 170 | 270 | 538 | 149 | 294 |
| BANGLADESH | 4 | 324 | 25 | 1 140 | 15 | 617 |
| SRI LANKA | 10 | 69 | 14 | 136 | 7 | 72 |
| NEPAL | 5 | 41 | 28 | 151 | 15 | 81 |
| THAILAND | 56 | 1 327 | 228 | 2 934 | 124 | 1 578 |
| INDONESIA | 286 | 891 | 808 | 2 384 | 444 | 1 290 |
| MALAYSIA | 325 | 667 | 1 214 | 2 118 | 666 | 1 149 |
| BRUNEI | 149 | 149 | 291 | 291 | 162 | 162 |
| SINGAPORE | 134 | 318 | 131 | 549 | 72 | 297 |
| PHILIPPINES | 424 | 986 | 1 309 | 3 059 | 718 | 1 648 |
| MONGOL P REP | | 9 | | 103 | | 56 |
| P REP CHINA | 477 | 487 | 1 400 | 1 460 | 780 | 812 |
| SOUTH KOREA | 1 757 | 2 913 | 6 242 | 11 581 | 3 423 | 6 271 |
| JAPAN | 1 947 | 4 601 | 6 078 | 13 752 | 3 343 | 7 440 |
| TAIWAN | 768 | 1 910 | 748 | 2 811 | 409 | 1 509 |
| HONG KONG | 75 | 310 | 144 | 599 | 79 | 322 |
| AUSTRALIA | 383 | 2 637 | 1 400 | 7 588 | 770 | 4 082 |
| NEW ZEALAND | 121 | 832 | 457 | 2 097 | 251 | 1 133 |

728 OTH MACHY FOR SPCL INDUS

| IMPORTS | 206 510 | 609 391 | 315 354 | 951 922 | 173 587 | 512 778 |
|--------------|---------|---------|---------|---------|---------|---------|
| FRANCE | 19 490 | 63 435 | 31 184 | 91 866 | 17 149 | 49 475 |
| BELGIUM LUX | 12 759 | 35 050 | 13 458 | 42 652 | 7 409 | 23 004 |
| NETHERLANDS | 17 853 | 62 551 | 28 215 | 106 332 | 15 535 | 57 131 |
| ITALY | 29 284 | 85 697 | 40 802 | 116 005 | 22 463 | 62 514 |
| UNTD KINGDOM | 11 487 | 35 759 | 25 525 | 82 017 | 14 053 | 44 098 |
| IRISH REP | 780 | 3 636 | 745 | 3 113 | 409 | 1 677 |
| DENMARK | 5 213 | 14 567 | 9 440 | 26 628 | 5 197 | 14 355 |
| NORWAY | 326 | 1 966 | 769 | 3 707 | 392 | 1 992 |
| SWEDEN | 7 793 | 22 123 | 13 091 | 39 761 | 7 208 | 21 422 |
| FINLAND | 1 458 | 4 605 | 1 557 | 4 809 | 857 | 2 584 |
| SWITZERLAND | 17 505 | 53 939 | 53 026 | 164 927 | 29 192 | 88 885 |
| AUSTRIA | 23 403 | 71 704 | 26 329 | 81 427 | 14 493 | 43 876 |
| PORTUGAL | 191 | 606 | 258 | 492 | 142 | 266 |
| SPAIN | 3 479 | 11 572 | 3 246 | 9 647 | 1 782 | 5 189 |
| YUGOSLAVIA | 3 853 | 8 231 | 1 098 | 2 353 | 605 | 1 273 |
| GREECE | 163 | 175 | 103 | 145 | 57 | 79 |
| TURKEY | 690 | 1 822 | 424 | 887 | 232 | 480 |
| USSR | 225 | 349 | 50 | 123 | 27 | 66 |
| POLAND | 19 227 | 50 038 | 6 376 | 17 340 | 3 516 | 9 353 |
| CZECHOSLOVA | 1 761 | 7 834 | 770 | 2 838 | 424 | 1 533 |
| HUNGARY | 8 902 | 14 726 | 3 159 | 6 121 | 1 736 | 3 316 |
| RUMANIA | 3 879 | 14 463 | 1 267 | 5 322 | 698 | 2 860 |
| BULGARIA | 432 | 1 273 | 178 | 536 | 99 | 292 |
| EGYPT | | 94 | | 590 | | 313 |
| NIGERIA | | 109 | | 118 | | 62 |
| REP S AFRICA | 5 | 210 | 12 | 227 | 7 | 122 |
| USA | 12 882 | 32 078 | 44 232 | 116 652 | 24 341 | 62 920 |
| CANADA | 1 604 | 5 617 | 2 003 | 7 347 | 1 101 | 3 951 |
| BRAZIL | 121 | 157 | 239 | 498 | 133 | 271 |
| ISRAEL | 90 | 352 | 318 | 530 | 176 | 288 |
| SINGAPORE | | 6 | 11 | 85 | 6 | 44 |

6 IMPORTS AND EXPORTS (SPECIAL TRADE) BY GROUPS OF THE SITC AND BY COUNTRIES OF PRODUCTION AND CONSUMPTION 1979

| GROUP COUNTRY | DT = 100 KG | | 1 000 DM | | 1 000 \$ | |
|------------------|-------------|-----------|-----------|-----------|-----------|-----------|
| | JULY/SEPT | JAN/SEPT | JULY/SEPT | JAN/SEPT | JULY/SEPT | JAN/SEPT |
| PHILIPPINES | | 2 | | 59 | | 31 |
| JAPAN | 1 196 | 3 566 | 7 130 | 15 219 | 3 926 | 8 229 |
| TAIWAN | 114 | 516 | 115 | 710 | 62 | 375 |
| HONG KONG | 17 | 32 | 47 | 70 | 26 | 37 |
| AUSTRALIA | 238 | 348 | 115 | 435 | 64 | 235 |
| EXPORTS | 1 174 859 | 3 290 366 | 1 966 103 | 5 709 229 | 1 081 849 | 3 077 681 |
| FRANCE | 70 861 | 222 874 | 122 237 | 371 796 | 67 283 | 200 338 |
| BELGIUM LUX | 38 180 | 132 672 | 62 175 | 188 201 | 34 207 | 101 348 |
| NETHERLANDS | 54 219 | 170 333 | 93 492 | 281 885 | 51 501 | 151 986 |
| ITALY | 28 667 | 78 705 | 57 450 | 154 728 | 31 630 | 83 463 |
| UNITED KINGDOM | 41 675 | 125 222 | 101 468 | 291 283 | 55 872 | 157 043 |
| IRISH REP | 4 535 | 13 478 | 7 670 | 21 542 | 4 219 | 11 619 |
| DENMARK | 19 212 | 54 086 | 27 258 | 82 775 | 15 011 | 44 638 |
| ICELAND | 668 | 1 068 | 698 | 1 660 | 383 | 899 |
| FAROE IS | | 398 | | 360 | | 194 |
| NORWAY | 5 886 | 22 085 | 11 098 | 38 893 | 6 121 | 20 931 |
| SWEDEN | 16 630 | 53 410 | 31 443 | 99 836 | 17 297 | 53 749 |
| FINLAND | 5 555 | 16 334 | 13 083 | 34 703 | 7 203 | 18 736 |
| SWITZERLAND | 24 373 | 73 581 | 50 664 | 147 642 | 27 899 | 79 669 |
| AUSTRIA | 35 112 | 113 346 | 60 197 | 176 608 | 33 123 | 95 195 |
| PORTUGAL | 9 424 | 22 130 | 18 220 | 40 737 | 10 047 | 22 068 |
| SPAIN | 8 901 | 29 766 | 19 899 | 63 097 | 10 941 | 33 933 |
| ANDORRA | 6 | 9 | 43 | 91 | 23 | 48 |
| GIBRALTAR | 64 | 64 | 67 | 67 | 37 | 37 |
| MALTA | 111 | 1 135 | 277 | 2 207 | 150 | 1 178 |
| YUGOSLAVIA | 41 585 | 122 216 | 103 322 | 290 417 | 56 883 | 156 640 |
| GREECE | 9 484 | 40 743 | 21 475 | 78 181 | 11 821 | 42 000 |
| TURKEY | 5 184 | 29 943 | 10 800 | 42 648 | 5 944 | 22 954 |
| USSR | 94 714 | 211 695 | 189 179 | 477 375 | 104 094 | 257 822 |
| POLAND | 13 663 | 58 894 | 35 662 | 99 755 | 19 593 | 53 806 |
| CZECHOSLOVAKIA | 5 474 | 23 171 | 20 347 | 58 338 | 11 239 | 31 526 |
| HUNGARY | 4 369 | 16 181 | 13 742 | 46 964 | 7 564 | 25 298 |
| RUMANIA | 6 944 | 30 989 | 23 757 | 66 283 | 13 058 | 35 731 |
| BULGARIA | 1 918 | 7 145 | 5 448 | 21 931 | 2 999 | 11 871 |
| ALBANIA | 26 | 382 | 53 | 877 | 29 | 463 |
| CANARY IS | 131 | 1 673 | 550 | 4 043 | 303 | 2 160 |
| MOROCCO | 931 | 5 589 | 2 313 | 11 700 | 1 273 | 6 263 |
| ALGERIA | 29 232 | 69 774 | 64 407 | 166 817 | 35 363 | 89 945 |
| TUNISIA | 3 416 | 9 997 | 3 705 | 15 119 | 2 046 | 8 183 |
| LIBYA | 23 498 | 59 936 | 37 723 | 116 109 | 20 744 | 62 570 |
| EGYPT | 17 844 | 32 971 | 21 200 | 54 972 | 11 655 | 29 700 |
| SUDAN | 671 | 1 681 | 7 105 | 11 913 | 3 916 | 6 506 |
| MALI | 58 | 173 | 163 | 822 | 90 | 444 |
| CHAD | | 84 | | 1 321 | | 711 |
| SENEGAL | 160 | 1 279 | 504 | 2 644 | 278 | 1 412 |
| REP GUINEA | 69 | 110 | 39 | 85 | 22 | 47 |
| SIERRA LEONE | 101 | 617 | 160 | 910 | 88 | 484 |
| LIBERIA | 1 290 | 2 937 | 813 | 2 490 | 446 | 1 339 |
| IVORY COAST | 315 | 2 886 | 869 | 5 019 | 481 | 2 702 |
| GHANA | 388 | 5 135 | 584 | 9 565 | 323 | 5 166 |
| TOGO | 79 | 297 | 53 | 535 | 29 | 289 |
| NIGERIA | 5 102 | 17 178 | 12 416 | 37 878 | 6 840 | 20 437 |
| CAMEROON | 1 265 | 1 868 | 1 709 | 3 305 | 947 | 1 795 |
| CENT AFR EMP | 1 | 75 | 8 | 186 | 5 | 102 |
| GABON | 14 | 157 | 60 | 470 | 33 | 251 |
| CONGO | 22 | 299 | 54 | 870 | 29 | 468 |
| ZAIRE | 642 | 1 542 | 1 277 | 3 012 | 701 | 1 629 |
| RWANDA | 12 | 256 | 26 | 492 | 15 | 262 |
| ANGOLA | 135 | 440 | 383 | 1 087 | 211 | 587 |
| ETHIOPIA | 865 | 1 636 | 1 169 | 2 425 | 642 | 1 315 |
| KENYA | 236 | 2 237 | 1 114 | 5 126 | 613 | 2 774 |
| UGANDA | 48 | 62 | 108 | 153 | 60 | 83 |
| TANZANIA | 178 | 1 544 | 600 | 5 165 | 440 | 2 761 |
| SEYCHELLES | 30 | 30 | 135 | 135 | 74 | 74 |
| MOZAMBIQUE | 32 | 87 | 151 | 243 | 81 | 130 |
| MADAGASCAR | 66 | 501 | 183 | 1 260 | 101 | 676 |
| REUNION | 6 | 40 | 35 | 175 | 19 | 96 |
| MAURITIUS | 208 | 249 | 377 | 547 | 211 | 303 |
| ZAMBIA | 200 | 1 915 | 742 | 3 454 | 406 | 1 858 |
| PEP S AFRICA | 7 537 | 26 615 | 16 446 | 52 591 | 9 252 | 28 334 |
| USA | 56 262 | 163 441 | 115 205 | 341 299 | 63 395 | 183 822 |
| CANADA | 3 757 | 13 479 | 8 918 | 33 478 | 4 922 | 18 000 |
| MEXICO | 7 778 | 22 414 | 17 976 | 46 156 | 9 864 | 24 898 |
| GUATEMALA | 146 | 552 | 452 | 1 863 | 249 | 1 003 |
| REP HONDURAS | 60 | 196 | 197 | 508 | 109 | 274 |
| EL SALVADOR | 19 | 94 | 191 | 554 | 105 | 298 |
| NICARAGUA | 2 | 92 | 14 | 586 | 8 | 314 |
| COSTA RICA | 209 | 632 | 740 | 2 838 | 407 | 1 529 |
| PANAM EX CZ | 68 | 802 | 374 | 1 159 | 205 | 623 |
| CUBA | 15 | 494 | 162 | 1 847 | 92 | 1 000 |
| REP HAITI | 62 | 229 | 256 | 882 | 139 | 471 |
| DOMINIC REP | 22 | 217 | 149 | 727 | 82 | 393 |
| GUADELOUPE | 26 | 52 | 31 | 127 | 17 | 68 |
| JAMAICA | 22 | 78 | 211 | 560 | 115 | 301 |
| BARBADOS | 64 | 90 | 89 | 155 | 50 | 83 |
| WEST INDIES | 28 | 32 | 62 | 79 | 33 | 41 |
| TRINIDAD TOB | 176 | 492 | 781 | 2 146 | 427 | 1 158 |
| NETH ANTILL | 63 | 83 | 238 | 292 | 131 | 157 |
| COLOMBIA | 4 164 | 8 484 | 6 137 | 16 243 | 3 364 | 8 741 |
| VENEZUELA | 5 194 | 22 110 | 10 330 | 44 685 | 5 680 | 24 011 |

6 IMPORTS AND EXPORTS (SPECIAL TRADE) BY GROUPS OF THE SITC AND BY COUNTRIES OF PRODUCTION AND CONSUMPTION 1979

| GROUP COUNTRY | DT = 100 KG | | 1 000 DM | | 1 000 \$ | |
|------------------|-------------|----------|-----------|----------|-----------|----------|
| | JULY/SEPT | JAN/SEPT | JULY/SEPT | JAN/SEPT | JULY/SEPT | JAN/SEPT |
| GUYANA | 226 | 392 | 370 | 502 | 200 | 269 |
| SURINAM | 17 | 529 | 75 | 733 | 41 | 391 |
| ECUADOR | 485 | 4 574 | 1 568 | 9 835 | 863 | 5 297 |
| PERU | 8 103 | 16 253 | 14 073 | 22 928 | 7 807 | 12 476 |
| BRAZIL | 4 355 | 16 270 | 16 443 | 48 333 | 9 052 | 26 166 |
| CHILE | 1 990 | 6 869 | 4 673 | 14 390 | 2 577 | 7 758 |
| BOLIVIA | 360 | 3 846 | 817 | 13 179 | 448 | 6 971 |
| PARAGUAY | 187 | 862 | 248 | 1 777 | 137 | 954 |
| URUGUAY | 42 | 532 | 204 | 1 876 | 112 | 1 010 |
| ARGENTINA | 3 176 | 9 452 | 14 230 | 33 683 | 7 827 | 18 206 |
| CYPRUS | 502 | 1 339 | 991 | 2 426 | 543 | 1 306 |
| LEBANON | 602 | 2 289 | 1 470 | 3 874 | 809 | 2 099 |
| SYRIA | 2 890 | 9 645 | 3 654 | 14 115 | 2 009 | 7 593 |
| IRAQ | 22 231 | 45 158 | 45 237 | 110 992 | 24 919 | 59 966 |
| IRAN | 18 457 | 50 379 | 33 011 | 161 536 | 18 127 | 86 742 |
| ISRAEL | 4 273 | 12 648 | 9 192 | 23 659 | 5 057 | 12 779 |
| JORDAN | 3 239 | 7 824 | 6 416 | 13 028 | 3 530 | 7 070 |
| SAUDI ARABIA | 30 373 | 148 577 | 42 820 | 161 658 | 23 529 | 86 989 |
| KUWAIT | 4 180 | 14 375 | 5 025 | 18 287 | 2 764 | 9 883 |
| BAHRAIN | 144 | 363 | 285 | 699 | 158 | 378 |
| QATAR | 87 | 1 839 | 246 | 7 089 | 136 | 3 804 |
| ARAB EMIRAT | 7 039 | 30 689 | 11 115 | 48 213 | 6 151 | 25 989 |
| OMAN | 51 | 4 002 | 108 | 4 236 | 60 | 2 256 |
| NORTH YEMEN | 28 | 774 | 103 | 2 111 | 58 | 1 115 |
| SOUTH YEMEN | 3 | 416 | 7 | 698 | 4 | 376 |
| AFGHANISTAN | 323 | 559 | 564 | 1 136 | 310 | 612 |
| PAKISTAN | 2 654 | 4 681 | 3 925 | 6 877 | 2 164 | 3 736 |
| INDIA | 2 536 | 12 321 | 8 579 | 36 343 | 4 714 | 19 519 |
| BANGLADESH | 224 | 351 | 225 | 910 | 124 | 490 |
| SRI LANKA | 188 | 655 | 379 | 1 270 | 209 | 686 |
| NEPAL | 7 | 57 | 37 | 217 | 21 | 118 |
| BURMA | 1 008 | 1 943 | 3 552 | 8 488 | 1 944 | 4 589 |
| THAILAND | 2 780 | 9 857 | 6 568 | 16 488 | 3 601 | 8 884 |
| LAOS | | 21 | 2 | 67 | 1 | 36 |
| VIETNAM | 3 | 27 | 17 | 128 | 9 | 68 |
| INDONESIA | 2 607 | 13 592 | 7 801 | 19 744 | 4 302 | 10 644 |
| MALAYSIA | 1 077 | 10 955 | 3 965 | 16 525 | 2 186 | 8 882 |
| SINGAPORE | 1 610 | 5 066 | 5 857 | 19 989 | 3 221 | 10 777 |
| PHILIPPINES | 1 466 | 9 218 | 3 848 | 21 326 | 2 126 | 11 425 |
| MONGOL P REP | 11 | 19 | 172 | 213 | 95 | 116 |
| P REP CHINA | 283 323 | 565 714 | 193 068 | 404 986 | 106 061 | 218 595 |
| NORTH KOREA | 5 | 769 | 46 | 3 709 | 25 | 1 960 |
| SOUTH KOREA | 9 791 | 24 531 | 17 901 | 45 647 | 9 870 | 24 597 |
| JAPAN | 7 649 | 24 238 | 23 227 | 72 678 | 12 800 | 39 102 |
| TAIWAN | 15 777 | 32 935 | 14 563 | 46 811 | 7 981 | 25 188 |
| HONG KONG | 1 922 | 4 099 | 2 415 | 8 218 | 1 330 | 4 421 |
| AUSTRALIA | 5 865 | 18 866 | 14 287 | 51 507 | 7 866 | 27 740 |
| PAPUA NEW G | 244 | 470 | 260 | 720 | 141 | 389 |
| NEW ZEALAND | 285 | 1 310 | 1 147 | 5 141 | 630 | 2 754 |
| NEW CALEDON | 6 | 23 | 25 | 62 | 13 | 32 |

736 MACHINE TOOLS FOR METAL

| IMPORTS | 197 920 | 543 210 | 335 831 | 935 861 | 184 927 | 504 757 |
|--------------|---------|---------|---------|---------|---------|---------|
| FRANCE | 21 694 | 53 340 | 30 095 | 81 483 | 16 541 | 43 954 |
| BELGIUM LUX | 12 941 | 35 895 | 16 832 | 44 913 | 9 277 | 24 219 |
| NETHEPLANDS | 11 277 | 31 999 | 11 993 | 35 244 | 6 603 | 19 003 |
| ITALY | 18 718 | 59 541 | 31 355 | 97 972 | 17 237 | 52 710 |
| UNTD KINGDOM | 9 504 | 30 041 | 19 851 | 54 608 | 10 920 | 29 454 |
| IRISH REP | 521 | 1 420 | 791 | 1 845 | 436 | 998 |
| DENMARK | 3 903 | 10 927 | 3 329 | 8 925 | 1 837 | 4 822 |
| NORWAY | 46 | 304 | 235 | 771 | 133 | 419 |
| SWEDEN | 6 529 | 19 952 | 10 187 | 34 457 | 5 608 | 18 567 |
| FINLAND | 81 | 296 | 99 | 434 | 54 | 233 |
| SWITZERLAND | 26 060 | 78 509 | 100 891 | 277 299 | 55 585 | 149 586 |
| AUSTRIA | 7 438 | 20 865 | 17 313 | 39 575 | 9 566 | 21 412 |
| PORTUGAL | 122 | 466 | 105 | 339 | 56 | 183 |
| SPAIN | 11 790 | 39 669 | 12 426 | 41 020 | 6 826 | 22 058 |
| YUGOSLAVIA | 3 417 | 8 739 | 4 316 | 9 906 | 2 374 | 5 358 |
| TURKEY | | 235 | | 309 | | 164 |
| USSR | 4 085 | 7 328 | 2 235 | 4 077 | 1 229 | 2 211 |
| POLAND | 2 818 | 10 213 | 1 873 | 7 167 | 1 027 | 3 855 |
| CZECHOSLOVA | 20 549 | 39 318 | 10 574 | 22 417 | 5 845 | 12 178 |
| HUNGARY | 4 396 | 12 678 | 4 792 | 16 703 | 2 637 | 9 011 |
| RUMANIA | 1 413 | 7 951 | 786 | 5 604 | 437 | 3 006 |
| BULGARIA | 2 514 | 6 488 | 1 312 | 3 416 | 723 | 1 849 |
| REP S AFRICA | 30 | 45 | 57 | 91 | 31 | 50 |
| USA | 9 285 | 19 774 | 18 088 | 50 533 | 9 955 | 27 227 |
| CANADA | 291 | 380 | 755 | 1 237 | 413 | 669 |
| VENEZUELA | 1 | 2 | 76 | 127 | 42 | 69 |
| BRAZIL | 622 | 1 524 | 1 028 | 3 152 | 569 | 1 700 |
| ARGENTINA | | 196 | 1 | 120 | | 63 |
| IRAQ | | 90 | | 321 | | 173 |
| ISRAEL | 46 | 204 | 371 | 1 239 | 205 | 670 |
| INDIA | 427 | 2 208 | 236 | 1 197 | 131 | 645 |
| SINGAPORE | 621 | 1 313 | 1 858 | 3 660 | 1 022 | 1 991 |
| P REP CHINA | 548 | 918 | 247 | 433 | 138 | 239 |
| JAPAN | 12 117 | 31 899 | 30 529 | 80 950 | 16 810 | 43 683 |
| TAIWAN | 2 091 | 8 221 | 1 138 | 3 838 | 627 | 2 069 |
| AUSTRALIA | | 17 | 2 | 231 | 1 | 125 |

6 IMPORTS AND EXPORTS (SPECIAL TRADE) BY GROUPS OF THE SITC AND BY COUNTRIES OF PRODUCTION AND CONSUMPTION 1979

| GROUP COUNTRY | DT = 100 KG | | 1 000 DM | | 1 000 \$ | |
|------------------|-------------|-----------|-----------|-----------|-----------|-----------|
| | JULY/SEPT | JAN/SEPT | JULY/SEPT | JAN/SEPT | JULY/SEPT | JAN/SEPT |
| EXPORTS | 511 525 | 1 560 903 | 1 221 914 | 3 691 580 | 672 637 | 1 989 892 |
| FRANCE | 36 981 | 112 099 | 83 990 | 252 428 | 46 234 | 136 132 |
| BELGIUM LUX | 13 281 | 44 909 | 30 914 | 100 091 | 16 993 | 53 895 |
| NETHERLANDS | 19 276 | 59 988 | 33 908 | 111 344 | 18 672 | 59 918 |
| ITALY | 47 902 | 128 052 | 92 633 | 221 871 | 51 115 | 119 971 |
| UNITD KINGDOM | 36 413 | 109 918 | 114 400 | 324 994 | 62 861 | 175 102 |
| IRISH REP | 1 856 | 5 928 | 4 614 | 14 425 | 2 543 | 7 780 |
| DENMARK | 5 022 | 14 980 | 11 984 | 34 995 | 6 598 | 18 840 |
| ICELAND | 20 | 165 | 83 | 453 | 48 | 242 |
| NORWAY | 3 167 | 9 614 | 8 134 | 22 516 | 4 482 | 12 153 |
| SWEDEN | 10 816 | 30 288 | 26 479 | 81 963 | 14 587 | 44 135 |
| FINLAND | 1 969 | 6 788 | 5 560 | 17 087 | 3 062 | 9 198 |
| SWITZERLAND | 22 303 | 75 045 | 50 769 | 165 246 | 27 952 | 89 010 |
| AUSTRIA | 21 164 | 58 857 | 54 556 | 146 027 | 30 006 | 78 806 |
| PORTUGAL | 3 129 | 8 928 | 9 254 | 18 914 | 5 084 | 10 235 |
| SPAIN | 7 259 | 22 481 | 21 969 | 55 825 | 12 099 | 30 143 |
| MALTA | 80 | 415 | 263 | 1 019 | 145 | 546 |
| YUGOSLAVIA | 22 601 | 63 051 | 55 976 | 153 138 | 30 895 | 82 731 |
| GREECE | 4 021 | 6 576 | 9 353 | 16 282 | 5 141 | 8 832 |
| TURKEY | 1 468 | 22 727 | 3 926 | 21 033 | 2 159 | 11 297 |
| USSR | 27 973 | 129 304 | 99 024 | 392 843 | 54 498 | 211 383 |
| POLAND | 7 752 | 17 899 | 23 092 | 67 355 | 12 685 | 36 374 |
| CZECHOSLOVA | 5 059 | 17 377 | 19 770 | 49 218 | 10 932 | 26 614 |
| HUNGARY | 5 673 | 17 793 | 15 654 | 53 395 | 8 595 | 28 677 |
| RUMANIA | 12 688 | 33 111 | 27 749 | 86 818 | 15 307 | 46 872 |
| BULGARIA | 1 425 | 2 780 | 7 641 | 12 044 | 4 183 | 6 535 |
| MOROCCO | 151 | 630 | 722 | 1 441 | 397 | 782 |
| ALGERIA | 2 110 | 11 934 | 5 987 | 35 760 | 3 280 | 19 255 |
| TUNISIA | 228 | 558 | 633 | 1 488 | 349 | 804 |
| LIBYA | 642 | 1 288 | 622 | 2 719 | 344 | 1 467 |
| EGYPT | 3 187 | 7 601 | 6 208 | 19 384 | 3 424 | 10 468 |
| SUDAN | 163 | 427 | 521 | 1 455 | 285 | 783 |
| MALI | | 13 | | 57 | | 30 |
| CHAD | | 21 | | 68 | | 35 |
| SENEGAL | 3 | 18 | 32 | 71 | 18 | 38 |
| REP GUINEA | 1 | 32 | 21 | 86 | 11 | 45 |
| LIBERIA | 35 | 115 | 145 | 335 | 78 | 179 |
| IVORY COAST | 2 | 41 | 41 | 265 | 23 | 144 |
| GHANA | 89 | 739 | 356 | 1 860 | 196 | 1 008 |
| BENIN | 18 | 19 | 56 | 58 | 30 | 31 |
| NIGERIA | 893 | 2 568 | 3 259 | 6 885 | 1 789 | 3 740 |
| CAMEROON | 17 | 202 | 79 | 580 | 43 | 307 |
| CONGO | | 196 | 3 | 1 951 | 2 | 1 027 |
| ZAIPE | 87 | 248 | 185 | 669 | 102 | 361 |
| BURUNDI | 7 | 35 | 25 | 58 | 14 | 31 |
| ANGOLA | 146 | 290 | 193 | 461 | 107 | 247 |
| ETHIOPIA | 33 | 296 | 96 | 957 | 51 | 512 |
| KENYA | 197 | 495 | 509 | 1 514 | 278 | 811 |
| UGANDA | 157 | 432 | 55 | 1 483 | 30 | 781 |
| TANZANIA | 338 | 867 | 917 | 2 792 | 504 | 1 498 |
| MOZAMBIQUE | 49 | 71 | 147 | 248 | 80 | 133 |
| MADAGASCAR | 11 | 222 | 111 | 521 | 62 | 278 |
| MAURITIUS | 1 | 38 | 10 | 81 | 6 | 43 |
| ZAMBIA | 8 | 222 | 68 | 684 | 38 | 368 |
| MALAWI | | 426 | | 755 | | 409 |
| REP S AFRICA | 6 579 | 18 381 | 19 753 | 51 588 | 10 871 | 27 852 |
| USA | 66 328 | 165 301 | 113 368 | 316 782 | 62 399 | 170 816 |
| CANADA | 5 289 | 18 877 | 11 551 | 30 660 | 6 365 | 16 529 |
| MEXICO | 5 451 | 25 797 | 11 296 | 28 654 | 6 217 | 15 462 |
| GUATEMALA | 12 | 615 | 87 | 1 242 | 46 | 657 |
| REP HONDURAS | 23 | 85 | 61 | 287 | 33 | 151 |
| EL SALVADOR | 21 | 55 | 69 | 157 | 38 | 83 |
| NICARAGUA | | 99 | 2 | 179 | 1 | 96 |
| COSTA RICA | 131 | 266 | 239 | 927 | 134 | 505 |
| PANAM EX CZ | | 63 | 4 | 351 | 2 | 184 |
| CUBA | 53 | 110 | 139 | 299 | 77 | 162 |
| REP HAITI | 38 | 40 | 98 | 128 | 53 | 69 |
| DOMINIC REP | 25 | 126 | 50 | 533 | 26 | 286 |
| GUADELOUPE | | 15 | | 58 | | 31 |
| JAMAICA | 38 | 40 | 128 | 158 | 70 | 86 |
| TRINIDAD TOB | 16 | 124 | 42 | 215 | 23 | 116 |
| COLOMBIA | 155 | 2 230 | 529 | 5 731 | 293 | 3 078 |
| VENEZUELA | 1 593 | 5 287 | 3 756 | 15 208 | 2 071 | 8 183 |
| SURINAM | 33 | 72 | 37 | 130 | 21 | 72 |
| ECUADOR | 382 | 758 | 904 | 1 629 | 496 | 887 |
| PERU | 19 | 76 | 179 | 637 | 98 | 341 |
| BRAZIL | 19 215 | 60 148 | 50 638 | 157 396 | 27 947 | 85 041 |
| CHILE | 195 | 966 | 1 003 | 3 210 | 551 | 1 738 |
| BOLIVIA | 19 | 108 | 48 | 226 | 26 | 118 |
| PARAGUAY | 122 | 151 | 391 | 479 | 214 | 261 |
| URUGUAY | 33 | 169 | 105 | 407 | 58 | 218 |
| ARGENTINA | 6 549 | 17 731 | 9 014 | 29 863 | 4 969 | 16 140 |
| CYPRUS | 42 | 137 | 152 | 346 | 84 | 186 |
| LEBANON | 794 | 1 031 | 263 | 801 | 141 | 429 |
| SYRIA | 661 | 1 896 | 731 | 3 543 | 400 | 1 893 |
| IRAQ | 5 477 | 8 125 | 7 116 | 11 665 | 3 920 | 6 335 |
| IRAN | 6 454 | 13 213 | 14 513 | 38 803 | 7 949 | 20 925 |
| ISRAEL | 2 713 | 8 565 | 7 009 | 23 879 | 3 852 | 12 861 |
| JORDAN | 157 | 2 947 | 377 | 5 891 | 205 | 3 159 |
| SAUDI ARABIA | 2 571 | 8 837 | 4 793 | 15 070 | 2 639 | 8 110 |
| KUWAIT | 483 | 1 404 | 1 036 | 2 776 | 572 | 1 496 |

6 IMPORTS AND EXPORTS (SPECIAL TRADE) BY GROUPS OF THE SITC AND BY COUNTRIES OF PRODUCTION AND CONSUMPTION 1979

| GROUP COUNTRY | DT = 100 KG | | 1 000 DM | | 1 000 \$ | |
|------------------|-------------|----------|-----------|----------|-----------|----------|
| | JULY/SEPT | JAN/SEPT | JULY/SEPT | JAN/SEPT | JULY/SEPT | JAN/SEPT |
| BAHRAIN | 11 | 27 | 64 | 168 | 35 | 89 |
| QATAR | 79 | 203 | 164 | 506 | 92 | 274 |
| ARAB EMIRAT | 235 | 513 | 476 | 1 267 | 262 | 683 |
| OMAN | 14 | 41 | 22 | 56 | 12 | 31 |
| NORTH YEMEN | 38 | 186 | 76 | 281 | 43 | 154 |
| SOUTH YEMEN | 17 | 90 | 53 | 128 | 29 | 69 |
| AFGHANISTAN | 94 | 209 | 248 | 513 | 137 | 279 |
| PAKISTAN | 218 | 700 | 1 249 | 2 906 | 692 | 1 576 |
| INDIA | 4 076 | 13 831 | 15 887 | 47 064 | 8 754 | 25 434 |
| BANGLADESH | 39 | 532 | 77 | 1 239 | 43 | 664 |
| SRI LANKA | 4 | 57 | 47 | 404 | 24 | 216 |
| BURMA | 498 | 2 873 | 718 | 8 049 | 395 | 4 319 |
| THAILAND | 2 174 | 4 853 | 3 085 | 10 239 | 1 694 | 5 525 |
| LAOS | | 74 | | 189 | | 102 |
| VIETNAM | 263 | 264 | 1 251 | 1 257 | 684 | 687 |
| INDONESIA | 420 | 1 929 | 869 | 4 070 | 478 | 2 178 |
| MALAYSIA | 463 | 1 406 | 929 | 2 418 | 511 | 1 301 |
| SINGAPORE | 1 675 | 4 573 | 4 602 | 12 735 | 2 534 | 6 893 |
| PHILIPPINES | 370 | 2 089 | 1 483 | 5 304 | 821 | 2 862 |
| P REP CHINA | 5 545 | 16 482 | 21 725 | 56 155 | 11 915 | 30 248 |
| NORTH KOREA | 73 | 2 505 | 492 | 8 292 | 275 | 4 409 |
| SOUTH KOREA | 25 207 | 71 274 | 37 837 | 113 901 | 20 811 | 61 227 |
| JAPAN | 5 499 | 27 305 | 28 510 | 115 423 | 15 710 | 61 963 |
| TAIWAN | 1 158 | 4 265 | 4 425 | 12 575 | 2 427 | 6 776 |
| HONG KONG | 468 | 1 691 | 946 | 3 113 | 517 | 1 671 |
| AUSTRALIA | 1 040 | 8 501 | 3 443 | 23 938 | 1 895 | 12 817 |
| PAPUA NEW G | 15 | 35 | 90 | 117 | 48 | 61 |
| NEW ZEALAND | 196 | 1 103 | 776 | 2 685 | 427 | 1 439 |

737 METALWORKING MACHNRY NES

| IMPORTS | 101 761 | 269 520 | 76 401 | 235 869 | 42 070 | 126 861 |
|--------------|---------|-----------|---------|-----------|---------|---------|
| FRANCE | 13 327 | 49 867 | 9 188 | 47 881 | 5 061 | 25 513 |
| BELGIUM LUX | 23 369 | 66 369 | 9 960 | 26 441 | 5 467 | 14 262 |
| NETHERLANDS | 7 247 | 17 462 | 4 480 | 19 584 | 2 472 | 10 522 |
| ITALY | 16 190 | 40 620 | 13 871 | 35 836 | 7 635 | 19 332 |
| UNTD KINGDOM | 8 653 | 25 613 | 4 230 | 12 272 | 2 317 | 6 589 |
| DENMARK | 1 589 | 3 957 | 2 350 | 6 338 | 1 301 | 3 425 |
| NORWAY | 97 | 271 | 252 | 708 | 140 | 389 |
| SWEDEN | 3 625 | 8 482 | 3 341 | 8 838 | 1 842 | 4 775 |
| FINLAND | 451 | 1 041 | 167 | 572 | 92 | 308 |
| SWITZERLAND | 3 822 | 10 763 | 14 786 | 43 224 | 8 158 | 23 289 |
| AUSTRIA | 7 644 | 16 848 | 4 501 | 12 085 | 2 471 | 6 516 |
| SPAIN | 1 938 | 4 772 | 669 | 1 651 | 366 | 890 |
| MALTA | 47 | 190 | 72 | 272 | 40 | 150 |
| YUGOSLAVIA | 378 | 1 610 | 281 | 1 549 | 154 | 832 |
| USSR | | 397 | 3 | 151 | 2 | 80 |
| POLAND | 763 | 2 522 | 222 | 858 | 121 | 462 |
| CZECHOSLOVA | 264 | 534 | 118 | 364 | 67 | 197 |
| HUNGARY | 810 | 1 814 | 238 | 605 | 131 | 328 |
| USA | 616 | 3 261 | 2 622 | 9 481 | 1 434 | 5 081 |
| CANADA | 56 | 929 | 170 | 853 | 95 | 459 |
| BRAZIL | 247 | 346 | 447 | 607 | 245 | 330 |
| SINGAPORE | 4 | 37 | 57 | 80 | 31 | 45 |
| JAPAN | 10 368 | 11 406 | 4 085 | 5 189 | 2 269 | 2 858 |
| HONG KONG | 171 | 227 | 168 | 240 | 94 | 131 |
| EXPORTS | 532 218 | 1 733 403 | 324 513 | 1 159 415 | 178 557 | 623 986 |
| FRANCE | 101 445 | 271 509 | 31 950 | 80 242 | 17 572 | 43 282 |
| BELGIUM LUX | 219 408 | 694 959 | 31 930 | 90 533 | 17 582 | 48 845 |
| NETHERLANDS | 22 367 | 64 133 | 27 170 | 76 054 | 14 923 | 40 904 |
| ITALY | 17 300 | 41 096 | 15 823 | 43 605 | 8 709 | 23 513 |
| UNTD KINGDOM | 9 354 | 33 624 | 14 556 | 62 821 | 8 031 | 33 634 |
| IRISH REP | 318 | 1 431 | 433 | 2 017 | 238 | 1 082 |
| DENMARK | 1 658 | 15 812 | 4 149 | 12 180 | 2 278 | 6 563 |
| ICELAND | 18 | 70 | 26 | 154 | 16 | 84 |
| NORWAY | 1 652 | 4 302 | 1 704 | 6 276 | 940 | 3 373 |
| SWEDEN | 19 718 | 45 392 | 6 643 | 19 001 | 3 646 | 10 227 |
| FINLAND | 1 399 | 5 939 | 1 972 | 5 784 | 1 088 | 3 119 |
| SWITZERLAND | 4 009 | 11 302 | 8 109 | 25 527 | 4 473 | 13 735 |
| AUSTRIA | 16 731 | 44 591 | 10 249 | 51 152 | 5 642 | 27 489 |
| PORTUGAL | 173 | 673 | 1 038 | 2 839 | 567 | 1 531 |
| SPAIN | 1 813 | 8 508 | 2 476 | 10 330 | 1 360 | 5 529 |
| MALTA | 4 | 9 | 48 | 108 | 26 | 57 |
| YUGOSLAVIA | 3 150 | 18 836 | 4 679 | 26 562 | 2 577 | 14 248 |
| GREECE | 2 675 | 4 916 | 2 085 | 5 044 | 1 145 | 2 723 |
| TURKEY | 357 | 4 972 | 1 190 | 9 911 | 652 | 5 247 |
| USSR | 24 130 | 91 262 | 23 029 | 109 570 | 12 733 | 59 095 |
| POLAND | 11 892 | 15 573 | 7 042 | 13 808 | 3 861 | 7 465 |
| CZECHOSLOVA | 2 023 | 3 119 | 6 126 | 11 269 | 3 359 | 6 113 |
| HUNGARY | 2 911 | 10 450 | 8 423 | 21 066 | 4 627 | 11 312 |
| ROMANIA | 1 348 | 7 914 | 4 773 | 18 543 | 2 630 | 10 046 |
| BULGARIA | 90 | 134 | 431 | 965 | 237 | 520 |
| MOROCCO | 4 | 36 | 22 | 139 | 12 | 77 |
| ALGERIA | 11 372 | 63 232 | 15 563 | 74 652 | 8 524 | 40 310 |
| TUNISIA | 26 | 360 | 162 | 850 | 90 | 457 |
| LIBYA | 128 | 266 | 46 | 636 | 25 | 341 |
| EGYPT | 3 212 | 4 480 | 4 872 | 6 535 | 2 669 | 3 557 |
| SUDAN | 4 | 24 | 43 | 115 | 24 | 62 |
| MALI | | 78 | 3 | 224 | 2 | 121 |

6 IMPORTS AND EXPORTS (SPECIAL TRADE) BY GROUPS OF THE SITC AND BY COUNTRIES OF PRODUCTION AND CONSUMPTION 1979

| GROUP COUNTRY | DT = 100 KG | | 1 000 DM | | 1 000 \$ | |
|------------------|-------------|----------|-----------|----------|-----------|----------|
| | JULY/SEPT | JAN/SEPT | JULY/SEPT | JAN/SEPT | JULY/SEPT | JAN/SEPT |
| IVORY COAST | 14 | 15 | 61 | 69 | 34 | 38 |
| NIGERIA | 3 877 | 12 449 | 5 338 | 16 791 | 2 942 | 9 066 |
| CONGO | | 11 | | 164 | | 86 |
| ZAIRE | 3 | 25 | 15 | 77 | 8 | 41 |
| ANGOLA | 4 | 18 | 18 | 68 | 9 | 34 |
| ETHIOPIA | 3 | 16 | 18 | 60 | 9 | 31 |
| KENYA | 37 | 70 | 83 | 210 | 44 | 112 |
| TANZANIA | 24 | 74 | 79 | 229 | 44 | 124 |
| ZAMBIA | 19 | 128 | 24 | 215 | 14 | 116 |
| REP S AFRICA | 1 692 | 18 404 | 2 478 | 13 794 | 1 365 | 7 393 |
| USA | 2 750 | 11 125 | 8 016 | 21 745 | 4 406 | 11 751 |
| CANADA | 662 | 1 396 | 1 358 | 3 592 | 747 | 1 945 |
| MEXICO | 2 079 | 6 560 | 1 938 | 5 835 | 1 072 | 3 146 |
| GUATEMALA | 6 | 32 | 51 | 147 | 29 | 81 |
| COSTA RICA | 4 | 52 | 14 | 204 | 8 | 110 |
| DOMINIC REP | 41 | 42 | 67 | 89 | 37 | 47 |
| JAMAICA | 16 | 21 | 92 | 122 | 51 | 67 |
| TRINIDAD TOB | 7 710 | 7 715 | 1 604 | 1 626 | 893 | 904 |
| COLOMBIA | 45 | 6 573 | 189 | 2 425 | 102 | 1 310 |
| VENEZUELA | 2 775 | 20 316 | 5 678 | 28 567 | 3 117 | 15 450 |
| ECUADOR | 140 | 195 | 59 | 224 | 33 | 120 |
| PERU | 39 | 465 | 123 | 332 | 67 | 179 |
| BRAZIL | 14 495 | 31 448 | 28 187 | 59 639 | 15 532 | 32 304 |
| CHILE | 123 | 1 216 | 232 | 994 | 129 | 538 |
| BOLIVIA | 7 | 38 | 31 | 140 | 16 | 74 |
| PARAGUAY | 19 | 22 | 37 | 62 | 20 | 34 |
| URUGUAY | 11 | 116 | 47 | 182 | 26 | 97 |
| ARGENTINA | 865 | 2 214 | 1 259 | 5 277 | 693 | 2 843 |
| CYPRUS | 30 | 50 | 15 | 78 | 8 | 41 |
| LEBANON | 17 | 1 058 | 128 | 1 574 | 73 | 829 |
| SYRIA | 343 | 590 | 480 | 1 354 | 264 | 732 |
| IRAQ | 125 | 184 | 719 | 1 089 | 399 | 1 599 |
| IRAN | 316 | 85 515 | 1 161 | 82 790 | 636 | 44 019 |
| ISRAEL | 56 | 1 412 | 333 | 2 016 | 188 | 1 085 |
| JORDAN | 47 | 100 | 132 | 208 | 71 | 112 |
| SAUDI ARABIA | 317 | 3 493 | 1 059 | 8 312 | 582 | 4 452 |
| KUWAIT | 40 | 311 | 210 | 860 | 117 | 464 |
| BAHRAIN | 1 | 20 | 5 | 101 | 3 | 55 |
| ARAB EMIRAT | 103 | 128 | 448 | 537 | 245 | 294 |
| NORTH YEMEN | 13 | 43 | 41 | 128 | 22 | 68 |
| PAKISTAN | 10 | 31 | 29 | 201 | 14 | 103 |
| INDIA | 2 427 | 11 236 | 3 145 | 16 958 | 1 734 | 9 119 |
| BANGLADESH | 7 | 108 | 36 | 299 | 19 | 158 |
| SRI LANKA | | 3 | 18 | 52 | 11 | 30 |
| BURMA | 28 | 219 | 124 | 257 | 68 | 137 |
| THAILAND | 79 | 310 | 262 | 1 334 | 144 | 716 |
| VIETNAM | 279 | 279 | 2 421 | 2 421 | 1 323 | 1 323 |
| INDONESIA | 444 | 1 107 | 1 072 | 2 243 | 590 | 1 214 |
| MALAYSIA | 112 | 401 | 870 | 2 468 | 480 | 1 331 |
| SINGAPORE | 58 | 348 | 415 | 1 722 | 229 | 923 |
| PHILIPPINES | 12 | 40 | 150 | 245 | 84 | 135 |
| P REP CHINA | 1 060 | 7 737 | 7 169 | 31 916 | 3 920 | 17 106 |
| NORTH KOREA | 17 | 91 | 38 | 249 | 21 | 132 |
| SOUTH KOREA | 1 721 | 16 767 | 4 228 | 29 076 | 2 349 | 15 620 |
| JAPAN | 748 | 1 488 | 3 345 | 7 590 | 1 838 | 4 106 |
| TAIWAN | 149 | 4 481 | 420 | 6 830 | 230 | 3 625 |
| HONG KONG | 5 273 | 5 335 | 1 055 | 1 405 | 578 | 768 |
| AUSTRALIA | 121 | 500 | 681 | 2 638 | 375 | 1 417 |
| NEW ZEALAND | 12 | 56 | 93 | 354 | 51 | 191 |

741 HEATING, COOLING EQUIPMENT

| IMPORTS | 180 909 | 521 900 | 226 901 | 661 832 | 124 886 | 356 628 |
|----------------|---------|---------|---------|---------|---------|---------|
| FRANCE | 32 764 | 103 150 | 34 512 | 109 856 | 18 984 | 59 110 |
| BELGIUM LUX | 10 872 | 30 915 | 9 233 | 25 489 | 5 087 | 13 741 |
| NETHERLANDS | 17 289 | 47 427 | 20 466 | 61 213 | 11 281 | 32 974 |
| ITALY | 34 083 | 102 640 | 32 653 | 101 684 | 17 958 | 54 775 |
| UNITED KINGDOM | 13 239 | 35 087 | 17 298 | 48 009 | 9 498 | 25 848 |
| IRISH REP | 1 655 | 5 620 | 2 868 | 10 069 | 1 578 | 5 418 |
| DENMARK | 7 734 | 21 640 | 8 569 | 28 966 | 4 716 | 15 605 |
| NORWAY | 1 142 | 1 967 | 1 173 | 2 607 | 647 | 1 089 |
| SWEDEN | 13 043 | 32 967 | 15 674 | 39 653 | 8 625 | 21 404 |
| FINLAND | 2 864 | 7 817 | 2 692 | 7 763 | 1 484 | 4 189 |
| SWITZERLAND | 11 027 | 29 462 | 30 455 | 78 874 | 16 809 | 42 626 |
| AUSTRIA | 9 777 | 30 368 | 11 055 | 30 606 | 6 081 | 16 511 |
| PORTUGAL | 61 | 120 | 72 | 158 | 41 | 86 |
| SPAIN | 3 961 | 10 828 | 3 331 | 8 884 | 1 829 | 4 791 |
| YUGOSLAVIA | 1 094 | 2 438 | 840 | 2 316 | 464 | 1 254 |
| GREECE | 40 | 81 | 44 | 92 | 25 | 50 |
| TURKEY | 201 | 361 | 60 | 164 | 33 | 56 |
| POLAND | 520 | 1 498 | 279 | 1 008 | 154 | 542 |
| CZECHOSLOVAKIA | 294 | 1 048 | 162 | 516 | 88 | 278 |
| HUNGARY | 410 | 1 457 | 260 | 824 | 143 | 441 |
| ALGERIA | | | | 78 | | 42 |
| SENEGAL | | 2 | | 258 | | 136 |
| KENYA | | | 30 | 60 | 16 | 32 |
| REP S AFRICA | 54 | 143 | 36 | 109 | 19 | 57 |
| USA | 14 480 | 41 057 | 29 022 | 81 482 | 15 967 | 43 876 |
| CANADA | 148 | 272 | 210 | 339 | 115 | 182 |
| SYRIA | 1 | 2 | 77 | 254 | 42 | 137 |
| IRAQ | 40 | 40 | 8 | 72 | 4 | 38 |

6 IMPORTS AND EXPORTS (SPECIAL TRADE) BY GROUPS OF THE SITC AND BY COUNTRIES OF PRODUCTION AND CONSUMPTION 1979

| GROUP COUNTRY | DT = 100 KG | | 1 000 DM | | 1 000 \$ | |
|------------------|-------------|-----------|-----------|-----------|-----------|-----------|
| | JULY/SEPT | JAN/SEPT | JULY/SEPT | JAN/SEPT | JULY/SEPT | JAN/SEPT |
| IRAN | | 2 | 74 | 161 | 41 | 87 |
| ISRAEL | 122 | 548 | 100 | 725 | 56 | 389 |
| JORDAN | | 10 | 23 | 60 | 13 | 33 |
| SAUDI ARABIA | 2 | 8 | 185 | 671 | 101 | 358 |
| MALAYSIA | 110 | 186 | 101 | 165 | 56 | 90 |
| SINGAPORE | 1 | 39 | 188 | 308 | 102 | 167 |
| JAPAN | 3 765 | 12 118 | 4 930 | 17 060 | 2 719 | 9 182 |
| HONG KONG | 5 | 37 | 10 | 350 | 5 | 183 |
| AUSTRALIA | 8 | 389 | 23 | 1 205 | 12 | 643 |
| EXPORTS | 409 949 | 1 247 981 | 684 391 | 2 023 251 | 376 729 | 1 090 996 |
| FRANCE | 43 658 | 123 690 | 64 448 | 174 948 | 35 487 | 94 419 |
| BELGIUM LUX | 34 843 | 93 793 | 40 900 | 121 250 | 22 520 | 65 380 |
| NETHERLANDS | 41 587 | 132 267 | 49 539 | 156 684 | 27 295 | 84 423 |
| ITALY | 12 863 | 38 135 | 23 842 | 65 995 | 13 104 | 35 573 |
| UNTD KINGDOM | 15 387 | 46 591 | 24 430 | 71 475 | 13 429 | 38 445 |
| IRISH REP | 4 585 | 13 602 | 7 526 | 21 368 | 4 133 | 11 506 |
| DENMARK | 10 609 | 29 072 | 12 585 | 36 992 | 6 936 | 19 923 |
| ICELAND | 53 | 130 | 217 | 387 | 119 | 206 |
| NORWAY | 3 773 | 14 981 | 7 906 | 26 371 | 4 358 | 14 180 |
| SWEDEN | 8 357 | 26 584 | 16 025 | 43 287 | 8 814 | 23 341 |
| FINLAND | 2 418 | 7 080 | 5 772 | 13 183 | 3 190 | 7 139 |
| SWITZERLAND | 18 258 | 57 686 | 33 902 | 100 006 | 18 654 | 53 933 |
| AUSTRIA | 24 850 | 74 974 | 38 380 | 118 742 | 21 131 | 63 975 |
| PORTUGAL | 3 110 | 9 463 | 4 933 | 13 755 | 2 719 | 7 414 |
| SPAIN | 3 869 | 11 824 | 5 737 | 19 006 | 3 146 | 10 217 |
| MALTA | 6 | 156 | 47 | 462 | 24 | 244 |
| YUGOSLAVIA | 17 333 | 48 243 | 39 583 | 108 800 | 21 781 | 58 682 |
| GREECE | 3 400 | 11 034 | 6 056 | 19 149 | 3 333 | 10 304 |
| TURKEY | 4 682 | 13 723 | 6 495 | 23 179 | 3 572 | 12 463 |
| USSR | 18 696 | 45 534 | 28 324 | 72 630 | 15 657 | 39 384 |
| POLAND | 3 341 | 7 889 | 7 234 | 18 269 | 3 994 | 9 892 |
| CZECHOSLOVA | 4 799 | 15 875 | 9 697 | 30 574 | 5 345 | 16 477 |
| HUNGARY | 4 732 | 13 116 | 8 186 | 22 493 | 4 515 | 12 125 |
| RUMANIA | 3 506 | 13 352 | 8 609 | 33 154 | 4 736 | 17 841 |
| BULGARIA | 180 | 812 | 1 067 | 4 284 | 582 | 2 295 |
| ALBANIA | 212 | 214 | 139 | 155 | 76 | 85 |
| CANARY IS | 49 | 288 | 168 | 746 | 90 | 396 |
| MOROCCO | 520 | 1 874 | 736 | 2 682 | 403 | 1 437 |
| ALGERIA | 3 901 | 14 283 | 6 996 | 21 299 | 3 845 | 11 489 |
| TUNISIA | 1 709 | 2 610 | 2 553 | 4 442 | 1 400 | 2 407 |
| LIBYA | 2 547 | 14 096 | 8 398 | 42 314 | 4 608 | 22 764 |
| EGYPT | 2 440 | 20 884 | 4 460 | 26 810 | 2 447 | 14 410 |
| SUDAN | 416 | 986 | 516 | 1 491 | 284 | 805 |
| MAURITANIA | 31 | 31 | 86 | 87 | 47 | 48 |
| MALI | 4 | 42 | 6 | 86 | 2 | 45 |
| UPPER VOLTA | 172 | 218 | 352 | 419 | 194 | 228 |
| NIGER | 66 | 76 | 65 | 89 | 36 | 48 |
| SENEGAL | 106 | 259 | 249 | 544 | 137 | 296 |
| LIBERIA | 87 | 148 | 145 | 382 | 82 | 208 |
| IVORY COAST | 69 | 444 | 184 | 1 206 | 101 | 645 |
| GHANA | 47 | 274 | 215 | 2 604 | 118 | 1 400 |
| TOGO | 27 | 500 | 52 | 742 | 27 | 394 |
| BENIN | 3 428 | 3 444 | 6 199 | 6 216 | 3 393 | 3 401 |
| NIGERIA | 2 865 | 9 320 | 4 770 | 14 571 | 2 621 | 7 867 |
| CAMEROON | 275 | 587 | 379 | 1 160 | 210 | 622 |
| GABON | 3 | 243 | 9 | 398 | 4 | 209 |
| CONGO | 78 | 527 | 271 | 1 750 | 149 | 941 |
| ZAIRE | 546 | 3 568 | 1 346 | 3 270 | 743 | 1 774 |
| RWANDA | 1 | 73 | 3 | 191 | 2 | 103 |
| BURUNDI | 1 | 55 | 11 | 102 | 6 | 53 |
| ANGOLA | 33 | 194 | 124 | 724 | 69 | 388 |
| ETHIOPIA | 49 | 547 | 107 | 1 320 | 60 | 716 |
| SOMALIA | 61 | 69 | 103 | 125 | 58 | 70 |
| KENYA | 169 | 1 980 | 575 | 3 269 | 317 | 1 761 |
| UGANDA | | 52 | | 171 | | 92 |
| TANZANIA | 215 | 568 | 338 | 1 164 | 181 | 625 |
| MOZAMBIQUE | 10 | 11 | 77 | 145 | 42 | 77 |
| MADAGASCAR | 15 | 90 | 82 | 412 | 44 | 220 |
| REUNION | 8 | 49 | 12 | 93 | 6 | 49 |
| MAURITIUS | 12 | 23 | 48 | 81 | 27 | 45 |
| COMORO IS | 30 | 49 | 44 | 78 | 24 | 42 |
| ZAMBIA | 43 | 458 | 224 | 710 | 123 | 383 |
| REP S AFRICA | 5 180 | 14 886 | 10 468 | 32 980 | 5 746 | 17 802 |
| USA | 10 244 | 41 610 | 29 355 | 77 999 | 16 153 | 42 020 |
| CANADA | 1 383 | 5 136 | 1 706 | 5 621 | 936 | 3 034 |
| MEXICO | 2 712 | 18 547 | 3 239 | 14 325 | 1 778 | 7 724 |
| BERMUDA | | 133 | | 109 | | 59 |
| GUATEMALA | 25 | 733 | 89 | 1 206 | 49 | 644 |
| REP HONDURAS | 57 | 67 | 131 | 183 | 72 | 100 |
| EL SALVADOR | 17 | 91 | 67 | 362 | 36 | 193 |
| NICARAGUA | | 29 | 1 | 101 | 1 | 55 |
| COSTA RICA | 71 | 389 | 341 | 1 209 | 188 | 656 |
| PANAM EX CZ | 90 | 142 | 271 | 480 | 147 | 258 |
| CUBA | 12 | 55 | 93 | 280 | 51 | 151 |
| DOMINIC REP | 69 | 122 | 157 | 310 | 86 | 168 |
| GUADELOUPE | 7 | 63 | 26 | 157 | 14 | 85 |
| BARBADOS | 4 | 10 | 23 | 66 | 12 | 35 |
| TRINIDAD TOB | 1 195 | 1 340 | 425 | 662 | 231 | 356 |
| NETH ANTILL | 37 | 184 | 120 | 340 | 66 | 185 |
| COLOMBIA | 361 | 4 725 | 1 989 | 4 947 | 1 094 | 2 671 |

6 IMPORTS AND EXPORTS (SPECIAL TRADE) BY GROUPS OF THE SITC AND BY COUNTRIES OF PRODUCTION AND CONSUMPTION 1979

| GROUP COUNTRY | DT = 100 KG | | 1 000 DM | | 1 000 \$ | |
|------------------|-------------|----------|-----------|----------|-----------|----------|
| | JULY/SEPT | JAN/SEPT | JULY/SEPT | JAN/SEPT | JULY/SEPT | JAN/SEPT |
| VENEZUELA | 641 | 4 790 | 1 606 | 10 171 | 887 | 5 443 |
| SURINAM | 40 | 469 | 77 | 447 | 42 | 241 |
| ECUADOR | 213 | 2 887 | 685 | 6 034 | 379 | 3 237 |
| PERU | 361 | 708 | 458 | 2 022 | 253 | 1 092 |
| BRAZIL | 9 173 | 24 587 | 13 327 | 43 089 | 7 353 | 23 273 |
| CHILE | 1 881 | 5 187 | 5 376 | 11 261 | 2 971 | 6 118 |
| BOLIVIA | 710 | 1 589 | 1 238 | 3 778 | 688 | 2 027 |
| PARAGUAY | 5 | 16 | 32 | 98 | 16 | 51 |
| URUGUAY | 10 | 323 | 48 | 542 | 28 | 292 |
| ARGENTINA | 2 393 | 6 753 | 6 514 | 17 069 | 3 587 | 9 239 |
| CYPRUS | 3 688 | 3 936 | 1 507 | 1 859 | 826 | 1 011 |
| LEBANON | 1 127 | 4 305 | 1 121 | 4 560 | 615 | 2 454 |
| SYRIA | 641 | 2 036 | 1 630 | 4 246 | 897 | 2 296 |
| IRAQ | 4 718 | 17 816 | 7 032 | 34 499 | 3 882 | 18 545 |
| IRAN | 3 753 | 9 507 | 6 661 | 16 578 | 3 657 | 8 947 |
| ISRAEL | 1 453 | 4 648 | 2 973 | 7 664 | 1 645 | 4 145 |
| JORDAN | 265 | 1 032 | 651 | 1 905 | 361 | 1 027 |
| SAUDI ARABIA | 14 780 | 46 056 | 21 218 | 62 020 | 11 690 | 33 489 |
| KUWAIT | 677 | 1 933 | 1 500 | 4 366 | 826 | 2 350 |
| BAHRAIN | 93 | 244 | 174 | 459 | 95 | 248 |
| QATAR | 37 | 619 | 66 | 1 066 | 38 | 568 |
| ARAB EMIRAT | 1 978 | 6 820 | 4 250 | 13 390 | 2 331 | 7 248 |
| OMAN | 251 | 1 230 | 504 | 1 143 | 277 | 614 |
| NORTH YEMEN | 1 298 | 2 491 | 2 004 | 4 086 | 1 102 | 2 225 |
| SOUTH YEMEN | 3 | 31 | 12 | 142 | 7 | 77 |
| AFGHANISTAN | 111 | 211 | 488 | 813 | 268 | 439 |
| PAKISTAN | 594 | 1 424 | 908 | 3 449 | 499 | 1 855 |
| INDIA | 4 338 | 16 916 | 12 095 | 34 058 | 6 625 | 18 311 |
| BANGLADESH | 329 | 1 878 | 609 | 4 212 | 335 | 2 240 |
| SRI LANKA | 73 | 112 | 280 | 382 | 154 | 210 |
| NEPAL | 2 | 46 | 8 | 80 | 4 | 43 |
| BURMA | 1 426 | 1 693 | 2 656 | 3 383 | 1 454 | 1 844 |
| THAILAND | 1 507 | 4 033 | 3 332 | 8 057 | 1 829 | 4 340 |
| VIETNAM | 664 | 766 | 572 | 802 | 313 | 437 |
| INDONESIA | 1 233 | 5 120 | 3 280 | 11 384 | 1 818 | 6 153 |
| MALAYSIA | 746 | 1 945 | 1 916 | 4 532 | 1 055 | 2 457 |
| SINGAPORE | 4 358 | 7 530 | 5 473 | 10 272 | 3 013 | 5 566 |
| PHILIPPINES | 333 | 2 154 | 913 | 4 384 | 502 | 2 359 |
| P. REP CHINA | 1 962 | 2 043 | 7 916 | 8 458 | 4 355 | 4 643 |
| NORTH KOREA | 52 | 505 | 813 | 1 884 | 448 | 1 015 |
| SOUTH KOREA | 1 509 | 9 242 | 4 267 | 21 726 | 2 352 | 11 661 |
| JAPAN | 6 159 | 10 668 | 9 709 | 22 471 | 5 338 | 12 137 |
| TAIWAN | 2 099 | 6 798 | 5 964 | 17 469 | 3 314 | 9 491 |
| HONG KONG | 216 | 944 | 514 | 2 211 | 280 | 1 185 |
| AUSTRALIA | 1 197 | 5 435 | 1 661 | 8 332 | 911 | 4 468 |
| PAPUA NEW G | 3 | 37 | 17 | 107 | 10 | 59 |
| NEW ZEALAND | 194 | 1 227 | 227 | 1 825 | 123 | 968 |
| NEW CALEDON | | 70 | 1 | 241 | | 127 |

742 PUMPS FOR LIQUIDS ETC

| IMPORTS | 88 899 | 271 790 | 140 432 | 416 246 | 77 332 | 224 335 |
|--------------|--------|---------|---------|---------|--------|---------|
| FRANCE | 9 529 | 30 632 | 19 696 | 61 540 | 10 857 | 33 190 |
| BELGIUM LUX | 2 225 | 5 294 | 2 435 | 8 072 | 1 333 | 4 344 |
| NETHERLANDS | 8 156 | 23 443 | 9 905 | 28 187 | 5 467 | 15 189 |
| ITALY | 6 267 | 18 950 | 8 878 | 26 221 | 4 889 | 14 128 |
| UNTD KINGDOM | 8 085 | 22 927 | 17 874 | 51 421 | 9 832 | 27 675 |
| IRISH REP | 2 473 | 7 079 | 3 898 | 11 636 | 2 152 | 6 276 |
| DENMARK | 17 495 | 60 833 | 13 559 | 45 002 | 7 471 | 24 223 |
| NORWAY | 81 | 785 | 344 | 1 387 | 188 | 740 |
| SWEDEN | 3 009 | 9 784 | 6 236 | 19 454 | 3 432 | 10 477 |
| FINLAND | 207 | 586 | 395 | 1 144 | 221 | 621 |
| SWITZERLAND | 3 879 | 13 506 | 12 223 | 38 904 | 6 752 | 20 982 |
| AUSTRIA | 9 291 | 24 929 | 9 989 | 23 320 | 5 487 | 12 599 |
| PORTUGAL | 8 | 8 | 111 | 193 | 62 | 106 |
| SPAIN | 142 | 803 | 193 | 1 037 | 106 | 556 |
| YUGOSLAVIA | 1 104 | 2 621 | 801 | 1 858 | 441 | 1 000 |
| GREECE | 841 | 2 132 | 316 | 803 | 174 | 431 |
| TURKEY | 65 | 190 | 994 | 2 652 | 545 | 1 432 |
| USSR | 847 | 2 208 | 406 | 807 | 225 | 438 |
| POLAND | 202 | 277 | 90 | 165 | 49 | 88 |
| CZECHOSLOVA | 1 095 | 4 335 | 1 125 | 4 428 | 621 | 2 382 |
| HUNGARY | 335 | 687 | 270 | 552 | 150 | 302 |
| ALGERIA | 1 | 1 | 18 | 63 | 10 | 35 |
| TUNISIA | 3 | 4 | 45 | 123 | 25 | 67 |
| EGYPT | | 5 | 29 | 134 | 15 | 70 |
| KENYA | 1 | 1 | 78 | 78 | 43 | 43 |
| REP S AFRICA | 70 | 92 | 128 | 205 | 70 | 111 |
| USA | 8 720 | 26 893 | 17 709 | 53 590 | 9 725 | 28 841 |
| CANADA | 21 | 77 | 79 | 352 | 44 | 192 |
| BRAZIL | 1 363 | 2 288 | 3 699 | 6 054 | 2 036 | 3 296 |
| IRAQ | | 1 | 86 | 302 | 49 | 165 |
| IRAN | | | 39 | 62 | 21 | 32 |
| ISRAEL | 35 | 37 | 60 | 99 | 32 | 53 |
| JORDAN | | 3 | 38 | 174 | 21 | 94 |
| SAUDI ARABIA | 2 | 5 | 139 | 454 | 77 | 243 |
| KUWAIT | 1 | 1 | 110 | 234 | 61 | 127 |
| BAHRAIN | | | 23 | 54 | 13 | 31 |
| INDIA | 1 810 | 5 361 | 5 217 | 15 137 | 2 880 | 8 185 |
| SOUTH KOREA | | | 52 | 282 | 29 | 152 |
| JAPAN | 1 244 | 4 242 | 2 872 | 9 280 | 1 581 | 4 999 |

6 IMPORTS AND EXPORTS (SPECIAL TRADE) BY GROUPS OF THE SITC AND BY COUNTRIES OF PRODUCTION AND CONSUMPTION 1979

| GROUP COUNTRY | DT = 100 KG | | 1 000 DM | | 1 000 \$ | |
|------------------|-------------|----------|-----------|-----------|-----------|----------|
| | JULY/SEPT | JAN/SEPT | JULY/SEPT | JAN/SEPT | JULY/SEPT | JAN/SEPT |
| TAIWAN | 62 | 225 | 46 | 191 | 25 | 103 |
| HONG KONG | 167 | 337 | 74 | 180 | 40 | 96 |
| EXPORTS | 171 709 | 514 168 | 498 849 | 1 490 848 | 274 572 | 803 567 |
| FRANCE | 18 675 | 54 604 | 56 718 | 169 873 | 31 229 | 91 619 |
| BELGIUM LUX | 7 285 | 25 603 | 19 002 | 63 272 | 10 463 | 34 061 |
| NETHERLANDS | 12 678 | 42 687 | 33 785 | 114 391 | 18 612 | 61 627 |
| ITALY | 15 771 | 46 584 | 48 796 | 140 962 | 26 870 | 76 050 |
| UNTD KINGDOM | 8 857 | 35 743 | 24 396 | 94 229 | 13 436 | 50 596 |
| IRISH REP | 5 076 | 12 189 | 4 995 | 13 305 | 2 759 | 7 168 |
| DENMARK | 3 748 | 14 741 | 8 635 | 31 056 | 4 753 | 16 715 |
| ICELAND | 53 | 259 | 249 | 616 | 134 | 332 |
| NORWAY | 2 458 | 7 863 | 7 112 | 22 611 | 3 921 | 12 177 |
| SWEDEN | 8 380 | 28 031 | 30 236 | 96 714 | 16 654 | 52 129 |
| FINLAND | 1 227 | 3 898 | 4 884 | 14 939 | 2 688 | 8 048 |
| SWITZERLAND | 6 611 | 18 440 | 19 911 | 52 600 | 10 955 | 28 382 |
| AUSTRIA | 9 808 | 26 295 | 23 435 | 68 228 | 12 898 | 36 811 |
| PORTUGAL | 875 | 2 954 | 3 726 | 10 595 | 2 044 | 5 723 |
| SPAIN | 1 813 | 6 495 | 6 483 | 21 859 | 3 570 | 11 772 |
| MALTA | 17 | 44 | 50 | 172 | 28 | 95 |
| YUGOSLAVIA | 4 046 | 12 523 | 12 218 | 40 895 | 6 722 | 21 992 |
| GREECE | 1 207 | 3 689 | 3 448 | 10 496 | 1 900 | 5 659 |
| TURKEY | 1 095 | 2 732 | 4 049 | 9 956 | 2 228 | 5 374 |
| USSR | 1 298 | 5 448 | 4 026 | 18 905 | 2 219 | 10 186 |
| POLAND | 2 212 | 4 459 | 8 657 | 17 514 | 4 752 | 9 474 |
| CZECHOSLOVA | 1 453 | 2 945 | 5 549 | 12 600 | 3 058 | 6 819 |
| HUNGARY | 2 045 | 7 301 | 4 927 | 18 936 | 2 712 | 10 170 |
| RUMANIA | 1 250 | 3 196 | 5 128 | 10 597 | 2 826 | 5 748 |
| BULGARIA | 366 | 987 | 1 384 | 3 341 | 757 | 1 803 |
| CANARY IS | 36 | 65 | 86 | 187 | 48 | 99 |
| MOROCCO | 328 | 1 136 | 1 595 | 6 160 | 871 | 3 295 |
| ALGERIA | 1 601 | 3 689 | 5 138 | 11 481 | 2 840 | 6 230 |
| TUNISIA | 958 | 1 793 | 3 109 | 5 318 | 1 700 | 2 875 |
| LIBYA | 9 108 | 12 668 | 21 031 | 31 296 | 11 539 | 17 007 |
| EGYPT | 2 823 | 8 858 | 6 252 | 22 422 | 3 431 | 12 032 |
| SUDAN | 19 | 696 | 170 | 1 613 | 94 | 862 |
| NIGER | 24 | 63 | 33 | 196 | 19 | 103 |
| SENEGAL | 121 | 236 | 286 | 629 | 159 | 342 |
| GAMBIA | 3 | 126 | 16 | 215 | 9 | 114 |
| SIERRA LEONE | 4 | 54 | 8 | 101 | 5 | 56 |
| LIBERIA | 184 | 505 | 315 | 1 089 | 172 | 582 |
| IVORY COAST | 61 | 328 | 236 | 1 116 | 128 | 597 |
| GHANA | 8 | 194 | 32 | 570 | 18 | 305 |
| TOGO | 35 | 62 | 124 | 210 | 68 | 111 |
| BENIN | 168 | 219 | 131 | 307 | 72 | 167 |
| NIGERIA | 612 | 1 968 | 1 530 | 5 045 | 842 | 2 723 |
| CAMEROON | 24 | 72 | 123 | 261 | 67 | 139 |
| GABON | 3 | 10 | 30 | 78 | 17 | 40 |
| CONGO | 4 | 16 | 36 | 92 | 22 | 52 |
| ZAIRE | 40 | 281 | 214 | 1 238 | 118 | 665 |
| RWANDA | 39 | 148 | 125 | 392 | 69 | 212 |
| ANGOLA | 128 | 360 | 297 | 1 026 | 163 | 555 |
| ETHIOPIA | 10 | 47 | 90 | 249 | 52 | 136 |
| KENYA | 76 | 258 | 264 | 821 | 147 | 446 |
| TANZANIA | 85 | 880 | 535 | 3 294 | 293 | 1 769 |
| MOZAMBIQUE | | 16 | 3 | 79 | 1 | 43 |
| MADAGASCAR | 23 | 109 | 95 | 395 | 54 | 214 |
| MAURITIUS | 15 | 34 | 59 | 112 | 34 | 64 |
| ZAMBIA | 45 | 66 | 316 | 477 | 173 | 259 |
| REP S AFRICA | 1 568 | 4 365 | 6 191 | 17 594 | 3 401 | 9 492 |
| USA | 9 873 | 28 732 | 31 204 | 86 961 | 17 169 | 46 881 |
| CANADA | 533 | 1 594 | 1 922 | 6 120 | 1 059 | 3 286 |
| MEXICO | 187 | 915 | 991 | 5 088 | 542 | 2 730 |
| GUATEMALA | 155 | 410 | 315 | 769 | 172 | 416 |
| REP HONDURAS | 1 | 15 | 7 | 74 | 4 | 38 |
| EL SALVADOR | 5 | 63 | 15 | 110 | 8 | 59 |
| COSTA RICA | 1 | 36 | 25 | 180 | 13 | 94 |
| PANAM EX CZ | 44 | 46 | 72 | 105 | 39 | 57 |
| PANAMA C ZON | 3 | 13 | 23 | 115 | 12 | 61 |
| CUBA | 75 | 96 | 345 | 583 | 190 | 316 |
| DOMINIC REP | 4 | 10 | 29 | 69 | 15 | 34 |
| JAMAICA | 4 | 11 | 16 | 80 | 9 | 42 |
| TRINIDAD TOB | 21 | 36 | 72 | 151 | 39 | 82 |
| NETH ANTILL | 1 | 21 | 36 | 160 | 21 | 88 |
| COLOMBIA | 100 | 247 | 442 | 1 308 | 244 | 707 |
| VENEZUELA | 1 530 | 2 489 | 6 604 | 10 871 | 3 644 | 5 921 |
| SURINAM | 5 | 55 | 15 | 87 | 8 | 46 |
| ECUADOR | 59 | 213 | 202 | 933 | 110 | 497 |
| PERU | 42 | 215 | 258 | 835 | 141 | 447 |
| BRAZIL | 1 199 | 2 732 | 5 421 | 12 942 | 2 980 | 6 999 |
| CHILE | 222 | 814 | 905 | 3 435 | 499 | 1 857 |
| BOLIVIA | 137 | 234 | 258 | 1 168 | 143 | 626 |
| PARAGUAY | 6 | 18 | 37 | 81 | 21 | 44 |
| URUGUAY | 17 | 122 | 90 | 429 | 51 | 230 |
| ARGENTINA | 166 | 699 | 916 | 3 393 | 503 | 1 819 |
| CYPRUS | 59 | 148 | 157 | 442 | 86 | 239 |
| LEBANON | 463 | 853 | 1 005 | 2 300 | 556 | 1 246 |
| SYRIA | 734 | 1 585 | 1 879 | 3 633 | 1 031 | 1 969 |
| IRAQ | 2 850 | 5 803 | 5 704 | 14 624 | 3 145 | 7 902 |
| IRAN | 687 | 5 988 | 3 091 | 9 512 | 1 709 | 5 114 |
| ISRAEL | 378 | 1 594 | 1 292 | 4 939 | 708 | 2 657 |

6 IMPORTS AND EXPORTS (SPECIAL TRADE) BY GROUPS OF THE SITC AND BY COUNTRIES OF PRODUCTION AND CONSUMPTION 1979

| GROUP COUNTRY | DT = 100 KG | | 1 000 DM | | 1 000 \$ | |
|------------------|-------------|----------|-----------|----------|-----------|----------|
| | JULY/SEPT | JAN/SEPT | JULY/SEPT | JAN/SEPT | JULY/SEPT | JAN/SEPT |
| JORDAN | 118 | 519 | 804 | 2 047 | 442 | 1 102 |
| SAUDI ARABIA | 5 840 | 12 798 | 13 246 | 33 442 | 7 297 | 18 054 |
| KUWAIT | 560 | 2 859 | 1 969 | 8 282 | 1 084 | 4 458 |
| BAHRAIN | 1 478 | 1 842 | 2 301 | 2 914 | 1 262 | 1 589 |
| QATAR | 34 | 381 | 277 | 1 237 | 152 | 666 |
| ARAB EMIRAT | 610 | 2 210 | 1 629 | 4 955 | 895 | 2 664 |
| OMAN | 15 | 58 | 62 | 381 | 32 | 203 |
| NORTH YEMEN | 24 | 231 | 76 | 408 | 40 | 215 |
| AFGHANISTAN | 34 | 76 | 123 | 241 | 70 | 133 |
| PAKISTAN | 112 | 836 | 637 | 2 611 | 352 | 1 412 |
| INDIA | 333 | 2 644 | 2 833 | 14 559 | 1 558 | 7 799 |
| BANGLADESH | 40 | 2 569 | 267 | 6 162 | 148 | 3 310 |
| SRI LANKA | 3 | 32 | 40 | 368 | 22 | 200 |
| BURMA | 4 | 102 | 39 | 451 | 22 | 242 |
| THAILAND | 259 | 1 631 | 482 | 3 103 | 267 | 1 667 |
| VIETNAM | 4 | 156 | 14 | 306 | 8 | 166 |
| INDONESIA | 299 | 800 | 1 123 | 2 445 | 620 | 1 322 |
| MALAYSIA | 230 | 521 | 768 | 1 917 | 425 | 1 036 |
| SINGAPORE | 444 | 1 829 | 1 765 | 5 447 | 974 | 2 946 |
| PHILIPPINES | 249 | 1 001 | 1 290 | 4 373 | 706 | 2 346 |
| P. REP. CHINA | 886 | 1 767 | 2 817 | 6 152 | 1 545 | 3 321 |
| NORTH KOREA | | 7 | 1 | 145 | 1 | 77 |
| SOUTH KOREA | 836 | 4 029 | 2 412 | 13 303 | 1 324 | 7 131 |
| JAPAN | 1 125 | 3 583 | 4 064 | 12 989 | 2 233 | 6 999 |
| TAIWAN | 435 | 1 798 | 1 598 | 5 208 | 879 | 2 792 |
| HONG KONG | 728 | 2 000 | 1 491 | 3 994 | 824 | 2 157 |
| AUSTRALIA | 577 | 1 976 | 2 190 | 6 694 | 1 202 | 3 605 |
| NEW ZEALAND | 381 | 874 | 742 | 1 786 | 408 | 959 |

743 PUMPS NES, CENTRIFUGES ETC

| GROUP COUNTRY | DT = 100 KG | | 1 000 DM | | 1 000 \$ | |
|------------------|-------------|-----------|-----------|-----------|-----------|-----------|
| | JULY/SEPT | JAN/SEPT | JULY/SEPT | JAN/SEPT | JULY/SEPT | JAN/SEPT |
| IMPORTS | 171 379 | 518 552 | 231 123 | 685 663 | 127 300 | 369 602 |
| FRANCE | 24 499 | 66 818 | 30 186 | 79 904 | 16 612 | 43 099 |
| BELGIUM LUX | 14 266 | 43 963 | 23 575 | 68 652 | 12 988 | 37 009 |
| NETHERLANDS | 9 653 | 28 056 | 17 277 | 50 808 | 9 522 | 27 397 |
| ITALY | 41 380 | 129 072 | 36 158 | 113 279 | 19 933 | 61 062 |
| UNTD KINGDOM | 12 565 | 38 621 | 21 226 | 62 851 | 11 688 | 33 858 |
| IRISH REP | 462 | 879 | 1 371 | 3 689 | 751 | 1 983 |
| DENMARK | 13 168 | 46 746 | 9 915 | 34 048 | 5 460 | 18 341 |
| NORWAY | 96 | 294 | 168 | 557 | 94 | 297 |
| SWEDEN | 3 552 | 10 026 | 7 383 | 20 885 | 4 068 | 11 259 |
| FINLAND | 226 | 551 | 1 240 | 1 996 | 691 | 1 092 |
| SWITZERLAND | 5 280 | 16 335 | 15 510 | 50 291 | 8 540 | 27 074 |
| AUSTRIA | 14 006 | 43 547 | 13 566 | 40 668 | 7 469 | 21 933 |
| PORTUGAL | 6 | 62 | 262 | 460 | 146 | 251 |
| SPAIN | 3 143 | 12 990 | 2 296 | 9 106 | 1 258 | 4 882 |
| YUGOSLAVIA | 3 756 | 9 095 | 3 334 | 7 032 | 1 861 | 3 819 |
| TURKEY | 2 | 31 | 36 | 94 | 20 | 51 |
| POLAND | 1 169 | 3 684 | 425 | 1 080 | 234 | 586 |
| CZECHOSLOVA | 95 | 639 | 197 | 874 | 108 | 466 |
| HUNGARY | 1 872 | 2 629 | 450 | 978 | 247 | 524 |
| RUMANIA | 10 | 31 | 177 | 227 | 97 | 124 |
| CANARY IS | | 22 | | 69 | | 36 |
| ALGERIA | 1 | 2 | 158 | 256 | 87 | 139 |
| TUNISIA | 14 | 14 | 100 | 100 | 55 | 55 |
| EGYPT | 5 | 27 | 321 | 1 486 | 177 | 797 |
| ETHIOPIA | | 3 | | 183 | | 98 |
| REP S AFRICA | 24 | 119 | 127 | 1 320 | 70 | 701 |
| USA | 17 611 | 51 480 | 35 868 | 103 376 | 19 739 | 55 765 |
| CANADA | 242 | 720 | 291 | 840 | 159 | 446 |
| MEXICO | 23 | 43 | 33 | 78 | 18 | 42 |
| BRAZIL | 1 347 | 1 969 | 886 | 1 332 | 490 | 730 |
| LEBANON | 4 | 13 | 244 | 810 | 134 | 436 |
| IRAQ | | 13 | 16 | 320 | 9 | 171 |
| IRAN | 6 | 10 | 174 | 492 | 95 | 265 |
| ISRAEL | 163 | 463 | 349 | 673 | 193 | 368 |
| JORDAN | | 5 | 13 | 64 | 7 | 34 |
| SAUDI ARABIA | 2 | 11 | 160 | 726 | 89 | 390 |
| QATAR | 3 | 3 | 120 | 120 | 66 | 66 |
| INDIA | 190 | 215 | 31 | 62 | 17 | 35 |
| BRUNEI | 7 | 10 | 90 | 146 | 49 | 79 |
| SINGAPORE | 2 | 105 | 172 | 292 | 94 | 159 |
| JAPAN | 1 831 | 7 146 | 6 103 | 23 112 | 3 361 | 12 432 |
| TAIWAN | 417 | 1 362 | 231 | 761 | 129 | 413 |
| HONG KONG | 150 | 455 | 160 | 471 | 89 | 257 |
| AUSTRALIA | 67 | 106 | 535 | 574 | 291 | 313 |
| EXPORTS | 370 704 | 1 104 214 | 661 350 | 1 983 341 | 364 256 | 1 069 290 |
| FRANCE | 39 580 | 120 911 | 66 593 | 193 785 | 36 661 | 104 491 |
| BELGIUM LUX | 23 075 | 68 993 | 29 875 | 98 197 | 16 444 | 52 829 |
| NETHERLANDS | 51 697 | 120 546 | 54 376 | 170 489 | 29 942 | 91 921 |
| ITALY | 12 427 | 36 257 | 28 110 | 82 547 | 15 476 | 44 485 |
| UNTD KINGDOM | 26 684 | 75 779 | 42 895 | 117 744 | 23 647 | 63 532 |
| IRISH REP | 1 009 | 3 693 | 1 775 | 8 124 | 975 | 4 353 |
| DENMARK | 22 819 | 67 931 | 23 295 | 70 948 | 12 838 | 38 265 |
| ICELAND | 181 | 556 | 331 | 1 046 | 179 | 560 |
| NORWAY | 3 251 | 10 387 | 7 042 | 21 941 | 3 875 | 11 826 |
| SWEDEN | 22 006 | 71 010 | 31 969 | 99 351 | 17 604 | 53 561 |
| FINLAND | 2 884 | 12 046 | 6 531 | 20 218 | 3 600 | 10 917 |
| SWITZERLAND | 14 546 | 45 196 | 30 592 | 94 380 | 16 839 | 50 866 |

6 IMPORTS AND EXPORTS (SPECIAL TRADE) BY GROUPS OF THE SITC AND BY COUNTRIES OF PRODUCTION AND CONSUMPTION 1979

| GROUP COUNTRY | DT = 100 KG | | 1 000 DM | | 1 000 \$ | |
|------------------|-------------|----------|-----------|----------|-----------|----------|
| | JULY/SEPT | JAN/SEPT | JULY/SEPT | JAN/SEPT | JULY/SEPT | JAN/SEPT |
| AUSTRIA | 21 653 | 68 847 | 31 305 | 99 781 | 17 232 | 53 767 |
| PORTUGAL | 1 372 | 4 020 | 3 081 | 9 465 | 1 694 | 5 104 |
| SPAIN | 2 743 | 10 219 | 7 569 | 26 201 | 4 177 | 14 128 |
| MALTA | 58 | 165 | 79 | 247 | 44 | 132 |
| YUGOSLAVIA | 16 175 | 52 156 | 24 403 | 69 208 | 13 455 | 37 323 |
| GREECE | 7 523 | 14 895 | 10 039 | 23 198 | 5 535 | 12 559 |
| TURKEY | 2 975 | 7 331 | 8 706 | 18 818 | 4 783 | 10 189 |
| USSR | 7 408 | 18 315 | 24 899 | 64 543 | 13 689 | 34 710 |
| POLAND | 797 | 2 195 | 3 770 | 10 426 | 2 077 | 5 619 |
| CZECHOSLOVA | 2 340 | 5 797 | 5 558 | 12 587 | 3 067 | 6 822 |
| HUNGARY | 1 023 | 3 488 | 3 699 | 12 118 | 2 036 | 6 530 |
| ROMANIA | 2 517 | 10 119 | 6 801 | 33 522 | 3 737 | 17 972 |
| BULGARIA | 148 | 394 | 532 | 1 533 | 292 | 825 |
| ALBANIA | 266 | 578 | 563 | 1 122 | 309 | 606 |
| CANARY IS | 22 | 54 | 123 | 250 | 69 | 140 |
| MOROCCO | 254 | 863 | 740 | 2 187 | 406 | 1 182 |
| ALGERIA | 1 842 | 6 495 | 4 273 | 12 727 | 2 340 | 6 837 |
| TUNISIA | 1 333 | 1 640 | 3 222 | 3 967 | 1 766 | 2 162 |
| LIBYA | 2 110 | 7 903 | 6 639 | 15 877 | 3 674 | 8 590 |
| EGYPT | 1 789 | 7 606 | 5 486 | 16 792 | 3 022 | 9 038 |
| SUDAN | 145 | 2 797 | 249 | 4 959 | 135 | 2 668 |
| MAURITANIA | 34 | 53 | 25 | 59 | 14 | 33 |
| MALI | 42 | 64 | 107 | 146 | 59 | 80 |
| UPPER VOLTA | 1 | 13 | 30 | 78 | 16 | 42 |
| NIGER | 4 | 188 | 15 | 451 | 9 | 240 |
| SENEGAL | 80 | 230 | 261 | 550 | 143 | 297 |
| GAMBIA | 12 | 16 | 90 | 93 | 51 | 53 |
| SIERRA LEONE | 13 | 25 | 18 | 69 | 10 | 37 |
| LIBERIA | 23 | 167 | 124 | 521 | 67 | 280 |
| IVORY COAST | 54 | 480 | 165 | 1 142 | 91 | 614 |
| GHANA | 2 | 94 | 22 | 307 | 13 | 164 |
| TOGO | 86 | 1 353 | 234 | 2 886 | 131 | 1 553 |
| NIGERIA | 4 703 | 10 154 | 9 759 | 17 785 | 5 393 | 9 675 |
| CAMEROON | 50 | 540 | 137 | 1 134 | 76 | 609 |
| GABON | 16 | 42 | 41 | 127 | 22 | 66 |
| CONGO | 27 | 47 | 51 | 115 | 30 | 63 |
| ZAIRE | 39 | 124 | 183 | 735 | 102 | 395 |
| RWANDA | 32 | 56 | 130 | 246 | 72 | 133 |
| ANGOLA | 198 | 279 | 290 | 449 | 158 | 241 |
| ETHIOPIA | 43 | 77 | 186 | 451 | 104 | 245 |
| KENYA | 35 | 1 357 | 203 | 2 271 | 110 | 1 212 |
| UGANDA | 1 | 13 | 1 | 68 | 1 | 38 |
| TANZANIA | 21 | 486 | 181 | 856 | 100 | 467 |
| MOZAMBIQUE | 2 | 60 | 14 | 107 | 7 | 56 |
| MADAGASCAR | 49 | 235 | 105 | 456 | 58 | 245 |
| REUNION | 8 | 58 | 20 | 137 | 11 | 73 |
| MAURITIUS | 21 | 46 | 33 | 103 | 19 | 55 |
| ZAMBIA | 88 | 308 | 433 | 1 754 | 237 | 947 |
| REP S AFRICA | 6 236 | 21 624 | 15 793 | 59 516 | 8 693 | 32 185 |
| USA | 12 470 | 34 368 | 33 458 | 98 213 | 18 436 | 52 957 |
| CANADA | 3 500 | 9 010 | 4 055 | 10 820 | 2 242 | 5 848 |
| MEXICO | 1 903 | 4 343 | 9 027 | 17 450 | 5 003 | 9 486 |
| GUATEMALA | 39 | 112 | 112 | 283 | 62 | 155 |
| REP HONDURAS | 5 | 28 | 17 | 98 | 9 | 50 |
| EL SALVADOR | 30 | 69 | 191 | 270 | 104 | 144 |
| COSTA RICA | 102 | 163 | 451 | 635 | 251 | 353 |
| PANAM EX CZ | 2 | 21 | 9 | 169 | 5 | 90 |
| PANAMA C ZON | 4 | 7 | 34 | 65 | 19 | 35 |
| CUBA | 235 | 2 319 | 380 | 2 606 | 208 | 1 390 |
| DOMINIC REP | 25 | 29 | 75 | 95 | 40 | 51 |
| GUADELOUPE | 21 | 53 | 29 | 81 | 13 | 39 |
| JAMAICA | 6 | 32 | 43 | 115 | 23 | 62 |
| TRINIDAD TOB | 85 | 257 | 90 | 277 | 51 | 151 |
| NETH ANTILL | 24 | 39 | 152 | 314 | 83 | 170 |
| COLOMBIA | 98 | 446 | 411 | 1 944 | 227 | 1 049 |
| VENEZUELA | 1 532 | 3 199 | 3 861 | 9 213 | 2 131 | 4 991 |
| SURINAM | 12 | 38 | 26 | 77 | 13 | 41 |
| ECUADOR | 101 | 456 | 335 | 1 381 | 185 | 743 |
| PERU | 165 | 676 | 538 | 2 542 | 293 | 1 363 |
| BRAZIL | 4 760 | 13 733 | 16 103 | 49 709 | 8 856 | 26 816 |
| CHILE | 273 | 1 145 | 836 | 3 233 | 457 | 1 741 |
| BOLIVIA | 122 | 261 | 313 | 1 075 | 172 | 577 |
| PARAGUAY | 37 | 82 | 86 | 276 | 48 | 149 |
| URUGUAY | 19 | 124 | 128 | 347 | 71 | 185 |
| ARGENTINA | 957 | 1 921 | 4 886 | 8 243 | 2 712 | 4 490 |
| CYPRUS | 2 034 | 2 152 | 1 080 | 1 381 | 589 | 749 |
| LEBANON | 410 | 770 | 1 175 | 2 348 | 645 | 1 271 |
| SYRIA | 181 | 1 578 | 359 | 2 007 | 199 | 1 080 |
| IRAQ | 5 249 | 8 518 | 7 134 | 14 675 | 3 943 | 7 965 |
| IRAN | 5 830 | 17 554 | 6 865 | 31 323 | 3 785 | 16 889 |
| ISRAEL | 1 297 | 3 876 | 3 251 | 9 839 | 1 791 | 5 310 |
| JORDAN | 107 | 794 | 578 | 1 906 | 318 | 1 022 |
| SAUDI ARABIA | 6 347 | 37 222 | 9 634 | 36 278 | 5 305 | 19 443 |
| KUWAIT | 676 | 1 937 | 1 220 | 4 035 | 669 | 2 179 |
| BAHRAIN | 50 | 109 | 182 | 377 | 99 | 203 |
| QATAR | 163 | 645 | 481 | 4 095 | 261 | 2 175 |
| ARAB EMIRAT | 705 | 14 358 | 891 | 12 001 | 491 | 6 389 |
| OMAN | 166 | 272 | 337 | 744 | 185 | 399 |
| NORTH YEMEN | 14 | 248 | 57 | 447 | 32 | 242 |
| SOUTH YEMEN | 357 | 408 | 785 | 2 021 | 436 | 1 105 |
| AFGHANISTAN | 65 | 88 | 195 | 262 | 107 | 143 |
| PAKISTAN | 208 | 945 | 1 247 | 4 664 | 679 | 2 511 |

6 IMPORTS AND EXPORTS (SPECIAL TRADE) BY GROUPS OF THE SITC AND BY COUNTRIES OF PRODUCTION AND CONSUMPTION 1979

| GROUP COUNTRY | DT = 100 KG | | 1 000 DM | | 1 000 \$ | |
|------------------|-------------|----------|-----------|----------|-----------|----------|
| | JULY/SEPT | JAN/SEPT | JULY/SEPT | JAN/SEPT | JULY/SEPT | JAN/SEPT |
| INDIA | 1 075 | 2 420 | 5 326 | 14 705 | 2 929 | 7 939 |
| BANGLADESH | 36 | 2 000 | 195 | 6 583 | 107 | 3 465 |
| SRI LANKA | 186 | 378 | 362 | 965 | 201 | 521 |
| BURMA | 27 | 95 | 193 | 520 | 107 | 281 |
| THAILAND | 581 | 2 142 | 1 700 | 4 479 | 930 | 2 401 |
| VIETNAM | 351 | 352 | 1 550 | 1 557 | 858 | 862 |
| INDONESIA | 350 | 2 968 | 1 298 | 5 851 | 715 | 3 147 |
| MALAYSIA | 321 | 1 434 | 1 133 | 4 188 | 619 | 2 247 |
| BRUNEI | 5 | 8 | 172 | 289 | 97 | 158 |
| SINGAPORE | 1 022 | 2 226 | 2 989 | 6 761 | 1 649 | 3 656 |
| PHILIPPINES | 284 | 999 | 1 013 | 2 918 | 559 | 1 572 |
| P REP CHINA | 1 041 | 3 467 | 3 850 | 12 092 | 2 112 | 6 497 |
| NORTH KOREA | 157 | 241 | 995 | 1 668 | 551 | 908 |
| SOUTH KOREA | 4 212 | 6 889 | 10 852 | 22 449 | 5 991 | 12 194 |
| JAPAN | 1 129 | 3 336 | 5 079 | 13 654 | 2 791 | 7 367 |
| TAIWAN | 788 | 6 013 | 2 652 | 12 556 | 1 456 | 6 737 |
| HONG KONG | 306 | 955 | 804 | 2 224 | 445 | 1 203 |
| AUSTRALIA | 1 518 | 5 137 | 4 895 | 16 180 | 2 698 | 8 718 |
| PAPUA NEW G | 16 | 102 | 53 | 471 | 29 | 249 |
| NEW ZEALAND | 262 | 981 | 1 120 | 3 560 | 621 | 1 917 |

744 MECHANICAL HANDLING EQU

| IMPORTS | 411 165 | 1 240 414 | 269 869 | 798 981 | 148 511 | 430 395 |
|----------------|---------|-----------|---------|-----------|---------|-----------|
| FRANCE | 128 050 | 382 176 | 61 521 | 178 348 | 33 867 | 96 118 |
| BELGIUM LUX | 21 997 | 66 296 | 15 877 | 44 753 | 8 746 | 24 163 |
| NETHERLANDS | 34 369 | 104 831 | 27 583 | 83 615 | 15 181 | 45 073 |
| ITALY | 40 948 | 116 083 | 22 380 | 63 934 | 12 311 | 34 454 |
| UNITED KINGDOM | 25 685 | 85 750 | 21 046 | 64 038 | 11 565 | 34 459 |
| IRISH REP | 2 137 | 3 931 | 1 999 | 4 836 | 1 101 | 2 605 |
| DENMARK | 12 634 | 39 843 | 8 957 | 28 846 | 4 935 | 15 525 |
| NORWAY | 1 590 | 3 791 | 934 | 2 883 | 513 | 1 557 |
| SWEDEN | 21 957 | 62 471 | 21 554 | 61 857 | 11 871 | 33 348 |
| FINLAND | 4 579 | 15 403 | 4 494 | 13 347 | 2 479 | 7 200 |
| SWITZERLAND | 9 002 | 26 991 | 15 416 | 45 135 | 8 478 | 24 269 |
| AUSTRIA | 32 980 | 117 099 | 23 111 | 77 698 | 12 702 | 41 753 |
| PORTUGAL | 160 | 396 | 38 | 133 | 21 | 73 |
| SPAIN | 1 398 | 12 763 | 938 | 8 034 | 515 | 4 292 |
| YUGOSLAVIA | 8 594 | 24 921 | 2 601 | 8 018 | 1 432 | 4 320 |
| TURKEY | 1 366 | 1 805 | 352 | 466 | 193 | 253 |
| USSR | 357 | 630 | 360 | 638 | 198 | 346 |
| POLAND | 429 | 1 994 | 160 | 611 | 88 | 333 |
| CZECHOSLOVAKIA | 1 044 | 4 439 | 395 | 2 108 | 218 | 1 136 |
| HUNGARY | 1 440 | 3 487 | 507 | 1 202 | 276 | 646 |
| RUMANIA | 4 231 | 10 517 | 434 | 1 077 | 240 | 583 |
| BULGARIA | 1 020 | 3 163 | 415 | 1 373 | 229 | 740 |
| NIGERIA | 300 | 374 | 80 | 148 | 44 | 81 |
| USA | 26 013 | 76 924 | 23 058 | 66 691 | 12 692 | 35 916 |
| CANADA | 148 | 736 | 421 | 1 016 | 233 | 545 |
| BRAZIL | 688 | 1 350 | 265 | 623 | 156 | 339 |
| URUGUAY | 547 | 775 | 188 | 256 | 103 | 139 |
| INDIA | 72 | 1 157 | 34 | 235 | 19 | 127 |
| P REP CHINA | | 155 | | 92 | | 50 |
| JAPAN | 21 273 | 52 061 | 12 422 | 31 053 | 6 839 | 16 761 |
| TAIWAN | 5 034 | 16 871 | 1 778 | 5 266 | 976 | 2 835 |
| HONG KONG | 747 | 809 | 372 | 411 | 204 | 225 |
| EXPORTS | 775 739 | 2 327 159 | 853 720 | 2 534 124 | 469 842 | 1 365 895 |
| FRANCE | 88 745 | 255 876 | 91 986 | 260 801 | 50 604 | 140 561 |
| BELGIUM LUX | 51 662 | 166 629 | 49 709 | 160 871 | 27 341 | 86 606 |
| NETHERLANDS | 80 423 | 233 739 | 79 031 | 224 318 | 43 527 | 120 889 |
| ITALY | 31 639 | 91 091 | 35 415 | 101 214 | 19 506 | 54 531 |
| UNITED KINGDOM | 56 349 | 166 597 | 67 675 | 182 831 | 37 265 | 98 610 |
| IRISH REP | 4 693 | 12 118 | 4 313 | 12 251 | 2 376 | 6 587 |
| DENMARK | 19 544 | 46 180 | 20 443 | 49 132 | 11 246 | 26 564 |
| ICELAND | 870 | 1 551 | 980 | 1 925 | 542 | 1 042 |
| NORWAY | 12 026 | 41 814 | 14 655 | 48 710 | 8 064 | 26 222 |
| SWEDEN | 15 054 | 50 289 | 17 707 | 60 714 | 9 743 | 32 685 |
| FINLAND | 3 054 | 10 501 | 5 140 | 15 153 | 2 829 | 8 162 |
| SWITZERLAND | 34 975 | 104 419 | 35 092 | 107 332 | 19 324 | 57 847 |
| AUSTRIA | 41 893 | 123 347 | 43 954 | 137 356 | 24 199 | 74 051 |
| PORTUGAL | 2 057 | 7 798 | 2 970 | 10 977 | 1 632 | 5 904 |
| SPAIN | 5 986 | 24 853 | 8 124 | 29 081 | 4 474 | 15 651 |
| MALTA | 16 | 83 | 31 | 349 | 17 | 188 |
| YUGOSLAVIA | 16 968 | 54 598 | 31 208 | 78 739 | 17 212 | 42 635 |
| GREECE | 5 652 | 22 897 | 7 133 | 24 412 | 3 932 | 13 124 |
| TURKEY | 4 268 | 48 731 | 6 706 | 29 181 | 3 679 | 15 588 |
| USSR | 5 851 | 42 668 | 12 348 | 65 090 | 6 813 | 34 958 |
| POLAND | 3 068 | 10 357 | 7 187 | 17 579 | 3 955 | 9 501 |
| CZECHOSLOVAKIA | 4 492 | 13 220 | 6 565 | 21 646 | 3 603 | 11 638 |
| HUNGARY | 2 885 | 8 748 | 5 412 | 15 064 | 2 971 | 8 120 |
| RUMANIA | 1 403 | 4 055 | 2 795 | 8 881 | 1 533 | 4 787 |
| BULGARIA | 370 | 1 183 | 1 102 | 2 866 | 698 | 1 552 |
| CANARY IS | 110 | 269 | 302 | 434 | 165 | 234 |
| MOROCCO | 636 | 4 782 | 845 | 7 513 | 464 | 4 060 |
| ALGERIA | 10 642 | 17 399 | 12 460 | 24 376 | 6 855 | 13 206 |
| TUNISIA | 999 | 2 608 | 924 | 2 685 | 506 | 1 447 |
| LIBYA | 2 259 | 16 970 | 7 470 | 17 222 | 4 089 | 9 306 |
| EGYPT | 8 467 | 32 056 | 9 800 | 33 795 | 5 415 | 18 258 |
| SUDAN | 119 | 774 | 181 | 871 | 100 | 470 |

6 IMPORTS AND EXPORTS (SPECIAL TRADE) BY GROUPS OF THE SITC AND BY COUNTRIES OF PRODUCTION AND CONSUMPTION 1979

| GROUP COUNTRY | DT = 100 KG | | 1 000 DM | | 1 000 \$ | |
|------------------|-------------|----------|-----------|----------|-----------|----------|
| | JULY/SEPT | JAN/SEPT | JULY/SEPT | JAN/SEPT | JULY/SEPT | JAN/SEPT |
| MAURITANIA | 1 235 | 1 378 | 1 392 | 1 528 | 761 | 833 |
| MALI | 1 | 83 | 1 | 75 | 1 | 39 |
| UPPER VOLTA | 2 | 23 | 7 | 58 | 3 | 30 |
| NIGER | 16 | 271 | 30 | 334 | 17 | 178 |
| CAPE VERDE | | 282 | | 551 | | 297 |
| SENEGAL | 17 | 322 | 38 | 319 | 21 | 175 |
| GUIN BISSAU | 54 | 66 | 64 | 72 | 35 | 39 |
| REP GUINEA | | 216 | 2 | 320 | 1 | 170 |
| SIERRA LEONE | 169 | 1 060 | 172 | 398 | 96 | 216 |
| LIBERIA | 436 | 1 655 | 528 | 2 383 | 291 | 1 282 |
| IVORY COAST | 170 | 601 | 252 | 657 | 136 | 349 |
| GHANA | 73 | 579 | 107 | 862 | 57 | 466 |
| TOGO | 45 | 1 344 | 66 | 2 281 | 38 | 1 215 |
| BENIN | 272 | 273 | 480 | 493 | 267 | 274 |
| NIGERIA | 1 783 | 8 675 | 2 175 | 9 511 | 1 200 | 5 145 |
| CAMEROUN | 142 | 957 | 165 | 1 363 | 91 | 729 |
| GABON | 17 | 164 | 59 | 394 | 34 | 214 |
| CONGO | 16 | 22 | 37 | 57 | 20 | 32 |
| ZAIRE | 107 | 936 | 224 | 2 025 | 122 | 1 083 |
| RWANDA | 3 | 47 | 4 | 73 | 2 | 39 |
| BURUNDI | 19 | 50 | 49 | 92 | 28 | 51 |
| ANGOLA | 42 | 204 | 148 | 443 | 80 | 239 |
| ETHIOPIA | 86 | 317 | 97 | 498 | 54 | 269 |
| SOMALIA | | 230 | | 295 | | 159 |
| KENYA | 167 | 1 967 | 268 | 1 874 | 147 | 1 004 |
| UGANDA | 22 | 151 | 15 | 126 | 9 | 67 |
| TANZANIA | 194 | 731 | 387 | 1 410 | 215 | 759 |
| MADAGASCAR | 84 | 131 | 120 | 214 | 67 | 115 |
| REUNION | 5 | 105 | 34 | 166 | 19 | 90 |
| MAURITIUS | 35 | 81 | 62 | 152 | 33 | 81 |
| ZAMBIA | 872 | 1 396 | 837 | 1 607 | 458 | 863 |
| REP S AFRICA | 8 685 | 19 797 | 9 516 | 23 841 | 5 227 | 12 859 |
| BOTSWANA | 46 | 53 | 279 | 343 | 153 | 187 |
| USA | 29 073 | 102 398 | 23 745 | 87 526 | 13 065 | 47 059 |
| CANADA | 5 378 | 16 497 | 6 306 | 17 614 | 3 470 | 9 487 |
| GREENLAND | 95 | 95 | 132 | 132 | 72 | 72 |
| MEXICO | 9 944 | 16 614 | 9 183 | 15 788 | 5 059 | 8 570 |
| GUATEMALA | 1 534 | 2 653 | 2 435 | 4 819 | 1 340 | 2 605 |
| REP HONDURAS | 147 | 152 | 126 | 132 | 70 | 73 |
| EL SALVADOR | 1 | 44 | 11 | 70 | 7 | 38 |
| COSTA RICA | 165 | 361 | 260 | 494 | 146 | 273 |
| PANAM EX CZ | | 140 | 1 | 230 | | 121 |
| CUBA | | 101 | | 245 | | 132 |
| REP HAITI | | 56 | | 89 | | 46 |
| DOMINIC REP | 48 | 60 | 126 | 139 | 69 | 75 |
| MARTINIQUE | 66 | 82 | 213 | 232 | 116 | 126 |
| JAMAICA | 2 | 35 | 4 | 84 | 3 | 48 |
| TRINIDAD TOB | 45 | 174 | 50 | 200 | 27 | 106 |
| NETH ANTILL | 30 | 47 | 73 | 87 | 40 | 47 |
| COLOMBIA | 2 114 | 2 539 | 2 745 | 3 652 | 1 501 | 1 988 |
| VENEZUELA | 6 346 | 14 542 | 7 008 | 17 221 | 3 866 | 9 294 |
| SURINAM | 7 | 899 | 18 | 655 | 10 | 347 |
| ECUADOR | 395 | 3 490 | 628 | 4 173 | 345 | 2 246 |
| PERU | 116 | 3 881 | 240 | 2 927 | 130 | 1 580 |
| BRAZIL | 4 044 | 13 966 | 7 870 | 27 472 | 4 343 | 14 776 |
| CHILE | 1 929 | 5 394 | 2 411 | 7 207 | 1 329 | 3 889 |
| BOLIVIA | 389 | 907 | 673 | 2 741 | 373 | 1 469 |
| PARAGUAY | 275 | 365 | 207 | 278 | 114 | 151 |
| URUGUAY | 131 | 271 | 217 | 497 | 121 | 269 |
| ARGENTINA | 930 | 1 976 | 1 818 | 4 563 | 999 | 2 470 |
| CYPRUS | 181 | 748 | 154 | 400 | 85 | 217 |
| LEBANON | 838 | 2 890 | 1 062 | 3 195 | 585 | 1 722 |
| SYRIA | 4 509 | 11 112 | 3 724 | 10 107 | 2 059 | 5 451 |
| IRAQ | 15 697 | 30 877 | 18 878 | 36 962 | 10 400 | 20 065 |
| IPAN | 2 735 | 11 644 | 3 364 | 15 762 | 1 857 | 8 505 |
| ISRAEL | 3 964 | 12 674 | 5 587 | 23 168 | 3 076 | 12 502 |
| JORDAN | 403 | 4 956 | 476 | 5 103 | 261 | 2 731 |
| SAUDI ARABIA | 35 246 | 111 068 | 28 300 | 100 675 | 15 567 | 54 103 |
| KUWAIT | 17 531 | 36 546 | 8 908 | 26 002 | 4 880 | 14 062 |
| BAHRAIN | 140 | 209 | 245 | 447 | 135 | 243 |
| QATAR | 826 | 2 447 | 654 | 2 601 | 357 | 1 396 |
| ARAB EMIRAT | 1 142 | 38 338 | 1 695 | 57 337 | 931 | 30 753 |
| OMAN | 110 | 292 | 202 | 461 | 112 | 248 |
| NORTH YEMEN | 46 | 2 672 | 85 | 3 637 | 47 | 1 954 |
| SOUTH YEMEN | 12 | 1 556 | 34 | 709 | 19 | 384 |
| AFGHANISTAN | 23 | 33 | 44 | 66 | 24 | 37 |
| PAKISTAN | 617 | 984 | 872 | 1 613 | 479 | 869 |
| INDIA | 557 | 5 147 | 1 727 | 7 647 | 953 | 4 102 |
| BANGLADESH | 23 | 660 | 123 | 1 068 | 68 | 571 |
| SRI LANKA | 1 192 | 1 382 | 2 066 | 2 380 | 1 133 | 1 299 |
| BURMA | 22 | 72 | 87 | 179 | 48 | 97 |
| THAILAND | 383 | 2 466 | 781 | 4 601 | 435 | 2 481 |
| VIETNAM | 543 | 580 | 377 | 456 | 210 | 253 |
| INDONESIA | 701 | 5 080 | 1 251 | 9 931 | 694 | 5 321 |
| MALAYSIA | 1 169 | 4 366 | 2 916 | 6 077 | 1 598 | 3 272 |
| SINGAPORE | 1 426 | 5 095 | 1 338 | 5 631 | 735 | 3 023 |
| PHILIPPINES | 996 | 2 123 | 1 002 | 2 613 | 551 | 1 413 |
| P REP CHINA | 64 416 | 104 632 | 63 423 | 102 058 | 34 823 | 55 283 |
| SOUTH KOREA | 9 998 | 26 438 | 11 416 | 28 638 | 6 298 | 15 486 |
| JAPAN | 4 460 | 11 645 | 5 214 | 14 575 | 2 862 | 7 866 |
| TAIWAN | 2 590 | 11 511 | 4 452 | 19 490 | 2 458 | 10 482 |
| HONG KONG | 4 855 | 13 129 | 4 671 | 12 842 | 2 563 | 6 908 |

6 IMPORTS AND EXPORTS (SPECIAL TRADE) BY GROUPS OF THE SITC AND BY COUNTRIES OF PRODUCTION AND CONSUMPTION 1979

| GROUP COUNTRY | DT = 100 KG | | 1 000 DM | | 1 000 \$ | |
|------------------------------|-------------|----------|-----------|-----------|-----------|-----------|
| | JULY/SEPT | JAN/SEPT | JULY/SEPT | JAN/SEPT | JULY/SEPT | JAN/SEPT |
| AUSTRALIA | 2 903 | 12 777 | 4 226 | 18 804 | 2 326 | 10 130 |
| NEW ZEALAND | 259 | 620 | 513 | 950 | 284 | 515 |
| NEW CALEDON | | 183 | | 222 | | 119 |
| 745 NONELEC MACHY, TOOLS NES | | | | | | |
| IMPORTS | 86 302 | 251 471 | 183 199 | 535 411 | 100 851 | 288 627 |
| FRANCE | 11 182 | 31 365 | 15 364 | 46 719 | 8 453 | 25 159 |
| BELGIUM LUX | 3 037 | 10 558 | 4 837 | 15 586 | 2 663 | 8 399 |
| NETHERLANDS | 7 851 | 22 656 | 17 649 | 49 266 | 9 711 | 26 577 |
| ITALY | 15 731 | 38 616 | 29 483 | 79 015 | 16 211 | 42 630 |
| UNITD KINGDOM | 3 706 | 12 065 | 16 370 | 45 303 | 9 024 | 24 442 |
| IRISH REP | 2 193 | 5 979 | 1 641 | 4 380 | 903 | 2 361 |
| DENMARK | 5 147 | 17 506 | 7 702 | 24 486 | 4 256 | 13 195 |
| NORWAY | 920 | 2 021 | 2 348 | 3 860 | 1 294 | 2 098 |
| SWEDEN | 4 736 | 15 124 | 12 491 | 36 441 | 6 889 | 19 647 |
| FINLAND | 1 024 | 3 932 | 629 | 1 994 | 345 | 1 073 |
| SWITZERLAND | 9 373 | 28 184 | 30 047 | 96 378 | 16 557 | 51 959 |
| AUSTRIA | 7 833 | 23 372 | 8 731 | 27 865 | 4 807 | 14 993 |
| SPAIN | 835 | 1 931 | 1 149 | 2 992 | 631 | 1 617 |
| MALTA | 3 | 7 | 15 | 63 | 9 | 34 |
| YUGOSLAVIA | 132 | 358 | 135 | 469 | 74 | 250 |
| POLAND | 629 | 956 | 319 | 853 | 176 | 459 |
| CZECHOSLOVA | 731 | 3 237 | 298 | 1 431 | 163 | 767 |
| HUNGARY | 1 007 | 1 443 | 247 | 444 | 137 | 245 |
| BULGARIA | 34 | 205 | 2 | 176 | 1 | 92 |
| ALGERIA | 10 | 480 | 21 | 535 | 12 | 282 |
| REP S AFRICA | 22 | 76 | 39 | 131 | 21 | 70 |
| USA | 7 131 | 20 858 | 27 097 | 76 314 | 14 899 | 41 144 |
| CANADA | 57 | 349 | 172 | 891 | 93 | 480 |
| ISRAEL | 188 | 376 | 211 | 455 | 116 | 247 |
| MALAYSIA | | 20 | | 82 | | 45 |
| P. REP CHINA | | 180 | | 76 | | 40 |
| SOUTH KOREA | 249 | 1 139 | 104 | 440 | 58 | 235 |
| JAPAN | 1 619 | 5 668 | 5 144 | 16 245 | 2 825 | 8 734 |
| TAIWAN | 173 | 419 | 118 | 260 | 64 | 138 |
| HONG KONG | 481 | 1 668 | 586 | 1 603 | 322 | 864 |
| AUSTRALIA | 43 | 163 | 122 | 389 | 66 | 209 |
| EXPORTS | 247 867 | 777 252 | 757 874 | 2 312 045 | 417 198 | 1 246 418 |
| FRANCE | 24 932 | 78 428 | 78 004 | 245 791 | 42 928 | 132 392 |
| BELGIUM LUX | 17 147 | 51 668 | 37 517 | 116 691 | 20 678 | 62 900 |
| NETHERLANDS | 21 815 | 67 891 | 56 001 | 176 020 | 30 847 | 94 803 |
| ITALY | 9 171 | 31 137 | 32 143 | 97 247 | 17 694 | 52 434 |
| UNITD KINGDOM | 14 239 | 44 820 | 53 628 | 147 379 | 29 521 | 79 493 |
| IRISH REP | 2 326 | 7 229 | 4 143 | 16 198 | 2 287 | 8 711 |
| DENMARK | 5 967 | 16 456 | 16 753 | 45 788 | 9 232 | 24 700 |
| ICELAND | 157 | 269 | 580 | 1 026 | 316 | 552 |
| NORWAY | 4 699 | 13 803 | 11 244 | 33 334 | 6 210 | 17 985 |
| SWEDEN | 5 160 | 18 577 | 19 082 | 59 499 | 10 506 | 32 067 |
| FINLAND | 9 436 | 21 567 | 14 789 | 36 198 | 8 134 | 19 533 |
| SWITZERLAND | 14 250 | 40 812 | 39 128 | 114 921 | 21 537 | 61 958 |
| AUSTRIA | 10 198 | 48 923 | 34 681 | 104 856 | 19 095 | 56 499 |
| PORTUGAL | 1 618 | 4 436 | 5 024 | 13 360 | 2 763 | 7 210 |
| SPAIN | 4 453 | 13 362 | 15 735 | 44 269 | 8 663 | 23 861 |
| MALTA | 69 | 653 | 211 | 913 | 114 | 492 |
| YUGOSLAVIA | 5 488 | 19 890 | 24 989 | 83 776 | 13 770 | 45 101 |
| GREECE | 2 477 | 7 585 | 7 532 | 23 107 | 4 135 | 12 449 |
| TURKEY | 1 264 | 4 318 | 5 323 | 13 051 | 2 922 | 7 038 |
| USSR | 6 332 | 21 659 | 23 250 | 82 153 | 12 827 | 44 400 |
| POLAND | 3 923 | 10 227 | 8 685 | 26 336 | 4 764 | 14 209 |
| CZECHOSLOVA | 1 403 | 3 742 | 10 125 | 23 958 | 5 576 | 12 944 |
| HUNGARY | 1 158 | 3 480 | 4 866 | 15 838 | 2 675 | 8 517 |
| RUMANIA | 782 | 1 864 | 2 336 | 5 940 | 1 285 | 3 213 |
| BULGARIA | 744 | 1 332 | 2 188 | 4 744 | 1 198 | 2 561 |
| CANARY IS | 331 | 828 | 736 | 2 337 | 406 | 1 263 |
| MOROCCO | 1 224 | 2 054 | 2 710 | 8 347 | 1 484 | 4 500 |
| ALGERIA | 4 247 | 10 460 | 6 298 | 19 805 | 3 471 | 10 713 |
| TUNISIA | 129 | 2 189 | 725 | 4 816 | 395 | 2 580 |
| LIBYA | 229 | 1 440 | 690 | 3 377 | 378 | 1 822 |
| EGYPT | 1 566 | 11 437 | 5 570 | 29 154 | 3 061 | 15 644 |
| SUDAN | 85 | 229 | 513 | 935 | 287 | 512 |
| MAURITANIA | | 56 | 1 | 118 | 1 | 63 |
| MALI | 36 | 90 | 187 | 367 | 105 | 201 |
| UPPER VOLTA | 4 | 96 | 67 | 305 | 37 | 166 |
| NIGER | 7 | 48 | 39 | 255 | 22 | 139 |
| CAPE VERDE | 1 | 11 | 3 | 56 | 2 | 31 |
| SENEGAL | 8 | 44 | 83 | 548 | 48 | 294 |
| GUIN BISSAU | 28 | 28 | 69 | 69 | 37 | 37 |
| REP GUINEA | 25 | 27 | 89 | 98 | 49 | 54 |
| SIERRA LEONE | 3 | 7 | 60 | 86 | 34 | 48 |
| LIBERIA | 76 | 530 | 434 | 2 423 | 237 | 1 301 |
| IVORY COAST | 186 | 1 413 | 924 | 5 610 | 509 | 2 999 |
| GHANA | 15 | 228 | 102 | 1 517 | 57 | 818 |
| TOGO | 20 | 289 | 197 | 1 172 | 106 | 626 |
| BENIN | 10 | 45 | 55 | 162 | 31 | 87 |
| NIGERIA | 979 | 4 281 | 6 223 | 19 868 | 3 423 | 10 743 |
| CAMEROON | 185 | 2 602 | 1 238 | 6 580 | 681 | 3 545 |
| CENT AFR EMP | 4 | 16 | 13 | 102 | 8 | 56 |
| GABON | 88 | 182 | 531 | 1 176 | 295 | 640 |

6 IMPORTS AND EXPORTS (SPECIAL TRADE) BY GROUPS OF THE SITC AND BY COUNTRIES OF PRODUCTION AND CONSUMPTION 1979

| GROUP COUNTRY | DT = 100 KG | | 1 000 DM | | 1 000 \$ | |
|------------------|-------------|----------|-----------|----------|-----------|----------|
| | JULY/SEPT | JAN/SEPT | JULY/SEPT | JAN/SEPT | JULY/SEPT | JAN/SEPT |
| CONGO | 16 | 49 | 125 | 266 | 69 | 144 |
| ZAIRE | 57 | 913 | 325 | 3 104 | 178 | 1 674 |
| RWANDA | 11 | 71 | 49 | 289 | 26 | 152 |
| BURUNDI | 21 | 69 | 194 | 281 | 108 | 157 |
| ANGOLA | 26 | 512 | 155 | 548 | 88 | 301 |
| ETHIOPIA | 51 | 143 | 486 | 1 213 | 270 | 660 |
| KENYA | 649 | 911 | 2 407 | 4 733 | 1 318 | 2 562 |
| UGANDA | | 397 | | 1 132 | | 608 |
| TANZANIA | 25 | 100 | 180 | 710 | 98 | 381 |
| SEYCHELLES | 34 | 42 | 204 | 252 | 112 | 137 |
| MOZAMBIQUE | 24 | 40 | 70 | 100 | 39 | 55 |
| MADAGASCAR | 33 | 76 | 284 | 700 | 156 | 376 |
| REUNION | 27 | 79 | 87 | 405 | 46 | 215 |
| MAURITIUS | 4 | 10 | 47 | 121 | 26 | 65 |
| ZAMBIA | 176 | 197 | 1 195 | 1 405 | 658 | 772 |
| MALAWI | 24 | 33 | 63 | 137 | 34 | 71 |
| REP S AFRICA | 2 503 | 6 146 | 8 192 | 22 676 | 4 514 | 12 246 |
| BOTSWANA | 95 | 96 | 263 | 277 | 144 | 152 |
| USA | 16 775 | 58 906 | 57 100 | 175 491 | 31 449 | 94 633 |
| CANADA | 2 565 | 9 012 | 10 363 | 30 854 | 5 693 | 16 620 |
| MEXICO | 269 | 2 015 | 1 842 | 8 374 | 1 010 | 4 499 |
| GUATEMALA | 707 | 1 037 | 3 100 | 4 811 | 1 702 | 2 611 |
| REP HONDURAS | 19 | 117 | 39 | 140 | 21 | 76 |
| EL SALVADOR | 43 | 285 | 234 | 692 | 128 | 369 |
| NICARAGUA | 4 | 30 | 16 | 146 | 9 | 79 |
| COSTA RICA | 71 | 265 | 324 | 1 741 | 180 | 938 |
| PANAM EX CZ | 42 | 86 | 185 | 426 | 102 | 228 |
| CUBA | 11 | 131 | 89 | 640 | 50 | 345 |
| DOMINIC REP | 69 | 132 | 258 | 579 | 142 | 313 |
| GUADELOUPE | 23 | 58 | 64 | 160 | 34 | 87 |
| MARTINIQUE | 29 | 42 | 83 | 132 | 46 | 72 |
| JAMAICA | 6 | 57 | 144 | 486 | 79 | 261 |
| WEST INDIES | 13 | 32 | 39 | 127 | 21 | 66 |
| TRINIDAD TOB | 49 | 144 | 244 | 750 | 135 | 403 |
| NETH ANTILL | 6 | 30 | 38 | 98 | 20 | 52 |
| COLOMBIA | 377 | 3 581 | 1 517 | 17 686 | 831 | 9 538 |
| VENEZUELA | 1 240 | 3 173 | 7 675 | 19 646 | 4 232 | 10 638 |
| GUYANA | 4 | 17 | 18 | 72 | 10 | 38 |
| SURINAM | 69 | 115 | 227 | 382 | 124 | 203 |
| ECUADOR | 807 | 1 925 | 4 888 | 8 384 | 2 705 | 4 572 |
| PERU | 1 806 | 2 146 | 2 569 | 5 066 | 1 411 | 2 738 |
| BRAZIL | 702 | 3 834 | 4 688 | 22 340 | 2 574 | 11 946 |
| CHILE | 494 | 1 636 | 2 081 | 6 510 | 1 150 | 3 522 |
| BOLIVIA | 138 | 3 506 | 933 | 8 742 | 515 | 4 717 |
| PARAGUAY | 117 | 355 | 507 | 1 824 | 278 | 984 |
| URUGUAY | 185 | 517 | 654 | 1 536 | 363 | 830 |
| ARGENTINA | 1 289 | 2 326 | 4 454 | 10 352 | 2 450 | 5 583 |
| CYPRUS | 121 | 411 | 333 | 1 411 | 180 | 754 |
| LEBANON | 188 | 558 | 670 | 1 536 | 372 | 836 |
| SYRIA | 288 | 1 572 | 1 338 | 4 245 | 734 | 2 285 |
| IRAQ | 1 386 | 3 218 | 4 464 | 9 806 | 2 451 | 5 298 |
| IRAN | 2 432 | 6 831 | 7 688 | 19 581 | 4 243 | 10 606 |
| ISRAEL | 893 | 2 535 | 3 495 | 9 281 | 1 929 | 5 018 |
| JORDAN | 480 | 1 996 | 1 242 | 4 334 | 684 | 2 335 |
| SAUDI ARABIA | 2 862 | 14 223 | 5 414 | 26 239 | 2 981 | 14 077 |
| KUWAIT | 267 | 2 678 | 1 151 | 5 500 | 635 | 2 942 |
| BAHRAIN | 51 | 114 | 119 | 316 | 65 | 170 |
| QATAR | 189 | 334 | 321 | 719 | 175 | 386 |
| ARAB EMIRAT | 749 | 4 904 | 1 595 | 7 940 | 873 | 4 255 |
| OMAN | 73 | 183 | 190 | 626 | 102 | 335 |
| NORTH YEMEN | 123 | 1 154 | 618 | 2 942 | 339 | 1 587 |
| SOUTH YEMEN | 55 | 61 | 148 | 174 | 82 | 94 |
| AFGHANISTAN | 21 | 51 | 134 | 410 | 73 | 221 |
| PAKISTAN | 409 | 932 | 1 632 | 3 498 | 898 | 1 891 |
| INDIA | 275 | 1 515 | 1 009 | 3 895 | 559 | 2 101 |
| BANGLADESH | 128 | 762 | 180 | 1 225 | 100 | 656 |
| SRI LANKA | 63 | 183 | 535 | 1 030 | 296 | 562 |
| BURMA | 25 | 78 | 116 | 468 | 64 | 252 |
| THAILAND | 1 729 | 4 772 | 3 137 | 11 617 | 1 733 | 6 284 |
| VIETNAM | | 129 | 1 | 227 | 1 | 123 |
| INDONESIA | 2 424 | 8 054 | 7 822 | 23 476 | 4 303 | 12 621 |
| MALAYSIA | 1 157 | 3 716 | 5 466 | 14 328 | 3 012 | 7 712 |
| BRUNEI | 1 | 59 | 23 | 303 | 12 | 161 |
| SINGAPORE | 768 | 2 180 | 3 303 | 8 466 | 1 809 | 4 572 |
| PHILIPPINES | 459 | 1 293 | 1 948 | 6 426 | 1 064 | 3 446 |
| P REP CHINA | 1 812 | 2 280 | 2 397 | 4 478 | 1 310 | 2 428 |
| NORTH KOREA | | 9 | | 64 | | 34 |
| SOUTH KOREA | 884 | 5 117 | 3 394 | 15 773 | 1 862 | 8 467 |
| JAPAN | 6 073 | 11 037 | 27 954 | 58 966 | 15 361 | 31 933 |
| TAIWAN | 1 486 | 3 607 | 2 932 | 8 036 | 1 615 | 4 332 |
| HONG KONG | 1 016 | 3 500 | 1 429 | 7 805 | 782 | 4 209 |
| AUSTRALIA | 1 982 | 7 285 | 8 706 | 31 486 | 4 792 | 16 957 |
| PAPUA NEW G | 17 | 63 | 49 | 274 | 27 | 147 |
| NEW ZEALAND | 452 | 1 348 | 2 283 | 5 970 | 1 255 | 3 218 |
| NEW CALEDON | 18 | 39 | 54 | 94 | 32 | 55 |
| WEST SAMOA | 14 | 33 | 56 | 104 | 30 | 55 |
| FR POLYNESIA | 41 | 104 | 125 | 269 | 71 | 147 |

6 IMPORTS AND EXPORTS (SPECIAL TRADE) BY GROUPS OF THE SITC AND BY COUNTRIES OF PRODUCTION AND CONSUMPTION 1979

| GROUP COUNTRY | DT = 100 KG | | 1 000 DM | | 1 000 \$ | |
|------------------------------|-------------|-----------|-----------|-----------|-----------|-----------|
| | JULY/SEPT | JAN/SEPT | JULY/SEPT | JAN/SEPT | JULY/SEPT | JAN/SEPT |
| 749 NONELEC MACH PTS,ACC NES | | | | | | |
| IMPORTS | 398 901 | 1 241 363 | 563 729 | 1 700 879 | 310 347 | 916 780 |
| FRANCE | 67 633 | 224 472 | 81 249 | 262 780 | 44 726 | 141 528 |
| BELGIUM LUX | 17 852 | 51 347 | 28 664 | 85 778 | 15 775 | 46 218 |
| NETHERLANDS | 29 559 | 91 939 | 49 524 | 148 593 | 27 265 | 80 110 |
| ITALY | 56 722 | 182 931 | 69 371 | 211 840 | 38 158 | 114 120 |
| UNTD KINGDOM | 45 405 | 145 345 | 50 718 | 146 670 | 27 906 | 79 060 |
| IRISH REP | 3 344 | 8 699 | 1 487 | 5 112 | 823 | 2 758 |
| DENMARK | 14 721 | 42 478 | 34 848 | 95 718 | 19 216 | 51 732 |
| NORWAY | 809 | 3 018 | 1 784 | 4 372 | 979 | 2 357 |
| SWEDEN | 15 360 | 53 950 | 25 759 | 84 939 | 14 186 | 45 763 |
| FINLAND | 1 460 | 4 672 | 2 108 | 5 783 | 1 159 | 3 109 |
| SWITZERLAND | 21 604 | 70 735 | 56 927 | 172 695 | 31 360 | 93 101 |
| AUSTRIA | 27 871 | 76 431 | 35 347 | 103 422 | 19 462 | 55 746 |
| PORTUGAL | 518 | 2 777 | 1 602 | 7 422 | 884 | 3 985 |
| SPAIN | 6 560 | 22 819 | 4 955 | 17 880 | 2 721 | 9 619 |
| MALTA | 1 | 7 | 17 | 78 | 9 | 43 |
| YUGOSLAVIA | 8 423 | 30 364 | 4 849 | 17 239 | 2 671 | 9 278 |
| GREECE | 542 | 1 104 | 233 | 640 | 128 | 346 |
| TURKEY | 1 714 | 1 758 | 196 | 211 | 109 | 117 |
| USSR | 1 708 | 5 462 | 736 | 2 429 | 407 | 1 309 |
| POLAND | 6 459 | 17 276 | 3 278 | 9 855 | 1 807 | 5 320 |
| CZECHOSLOVA | 7 210 | 21 610 | 2 373 | 8 130 | 1 306 | 4 380 |
| HUNGARY | 4 218 | 14 558 | 3 586 | 10 704 | 1 974 | 5 756 |
| RUMANIA | 955 | 4 736 | 1 038 | 3 315 | 572 | 1 790 |
| BULGARIA | 284 | 804 | 310 | 844 | 170 | 453 |
| MOROCCO | | | 66 | 127 | 37 | 70 |
| ALGERIA | | 22 | 78 | 312 | 43 | 167 |
| TUNISIA | 26 | 31 | 62 | 80 | 34 | 43 |
| EGYPT | 235 | 243 | 307 | 629 | 170 | 344 |
| SENEGAL | | 1 | 64 | 263 | 36 | 142 |
| REP S AFRICA | 52 | 186 | 79 | 378 | 42 | 203 |
| USA | 18 875 | 55 622 | 55 048 | 167 331 | 30 311 | 90 186 |
| CANADA | 947 | 2 313 | 3 412 | 8 799 | 1 880 | 4 748 |
| MEXICO | 90 | 415 | 444 | 1 141 | 243 | 612 |
| BRAZIL | 1 603 | 6 241 | 1 595 | 5 025 | 878 | 2 706 |
| LEBANON | | | 17 | 100 | 9 | 54 |
| SYRIA | | | 74 | 74 | 40 | 40 |
| IRAQ | | 1 | 24 | 156 | 13 | 83 |
| IRAN | 14 | 18 | 512 | 908 | 283 | 494 |
| ISRAEL | 679 | 1 318 | 390 | 1 140 | 214 | 617 |
| JORDAN | | | 79 | 179 | 44 | 97 |
| SAUDI ARABIA | 3 | 34 | 260 | 1 506 | 143 | 807 |
| KUWAIT | | 14 | 50 | 267 | 27 | 144 |
| BAHRAIN | 8 | 25 | 50 | 78 | 27 | 41 |
| INDIA | 211 | 3 417 | 764 | 2 263 | 421 | 1 219 |
| MALAYSIA | 29 | 31 | 105 | 124 | 58 | 68 |
| SINGAPORE | 180 | 670 | 1 079 | 3 331 | 592 | 1 801 |
| PHILIPPINES | | 5 | | 78 | | 42 |
| SOUTH KOREA | 47 | 51 | 71 | 80 | 39 | 44 |
| JAPAN | 34 343 | 90 026 | 37 050 | 97 682 | 20 389 | 52 726 |
| TAIWAN | 271 | 467 | 200 | 499 | 111 | 269 |
| HONG KONG | 252 | 474 | 622 | 1 014 | 342 | 548 |
| AUSTRALIA | 35 | 170 | 161 | 449 | 88 | 244 |
| EXPORTS | 910 455 | 2 713 700 | 1 597 848 | 4 613 004 | 879 773 | 2 487 347 |
| FRANCE | 139 716 | 409 704 | 217 723 | 635 052 | 119 915 | 342 372 |
| BELGIUM LUX | 77 573 | 236 870 | 96 535 | 294 115 | 53 160 | 158 570 |
| NETHERLANDS | 80 861 | 259 086 | 128 600 | 399 857 | 70 834 | 215 492 |
| ITALY | 66 090 | 190 204 | 144 793 | 410 675 | 79 729 | 221 481 |
| UNTD KINGDOM | 60 775 | 203 530 | 108 951 | 314 160 | 59 976 | 169 374 |
| IRISH REP | 1 773 | 5 222 | 3 727 | 10 357 | 2 053 | 5 584 |
| DENMARK | 23 728 | 68 084 | 40 186 | 110 985 | 22 122 | 59 892 |
| ICELAND | 343 | 1 196 | 908 | 2 924 | 502 | 1 578 |
| NORWAY | 9 475 | 30 154 | 21 935 | 63 656 | 12 083 | 34 334 |
| SWEDEN | 58 678 | 172 696 | 78 643 | 238 470 | 43 319 | 128 566 |
| FINLAND | 12 530 | 30 704 | 23 588 | 61 777 | 12 998 | 33 355 |
| SWITZERLAND | 39 446 | 116 659 | 82 629 | 238 281 | 45 483 | 128 493 |
| AUSTRIA | 46 369 | 142 827 | 94 606 | 272 704 | 52 078 | 147 003 |
| PORTUGAL | 4 019 | 10 809 | 10 431 | 28 465 | 5 741 | 15 352 |
| SPAIN | 14 348 | 53 933 | 27 633 | 91 843 | 15 229 | 49 471 |
| MALTA | 176 | 545 | 308 | 1 117 | 171 | 597 |
| YUGOSLAVIA | 14 308 | 46 835 | 34 469 | 105 057 | 18 992 | 56 597 |
| GREECE | 6 327 | 18 226 | 15 886 | 41 331 | 8 764 | 22 330 |
| TURKEY | 1 581 | 7 704 | 4 227 | 14 834 | 2 324 | 7 981 |
| USSR | 16 414 | 39 479 | 27 428 | 68 582 | 15 106 | 37 011 |
| POLAND | 13 005 | 36 443 | 24 630 | 61 599 | 13 530 | 33 250 |
| CZECHOSLOVA | 4 403 | 13 494 | 14 983 | 42 273 | 8 244 | 22 789 |
| HUNGARY | 6 684 | 21 157 | 16 346 | 48 585 | 8 998 | 26 190 |
| RUMANIA | 4 731 | 17 876 | 13 709 | 43 851 | 7 538 | 23 608 |
| BULGARIA | 1 374 | 6 054 | 3 427 | 14 040 | 1 881 | 7 548 |
| ALBANIA | 25 | 54 | 66 | 115 | 36 | 62 |
| CANARY IS | 29 | 178 | 183 | 761 | 98 | 406 |
| MOROCCO | 392 | 1 439 | 1 091 | 3 766 | 596 | 2 013 |
| CEUTA MEL | 4 | 16 | 24 | 93 | 13 | 48 |
| ALGERIA | 2 800 | 6 776 | 6 465 | 18 523 | 3 561 | 9 983 |
| TUNISIA | 388 | 1 061 | 1 776 | 4 025 | 974 | 2 160 |
| LIBYA | 822 | 2 547 | 2 447 | 6 158 | 1 345 | 3 323 |
| EGYPT | 2 916 | 8 622 | 6 069 | 19 784 | 3 341 | 10 626 |

6 IMPORTS AND EXPORTS (SPECIAL TRADE) BY GROUPS OF THE SITC AND BY COUNTRIES OF PRODUCTION AND CONSUMPTION 1979

| GROUP COUNTRY | DT = 100 KG | | 1 000 DM | | 1 000 \$ | |
|------------------|-------------|----------|-----------|----------|-----------|----------|
| | JULY/SEPT | JAN/SEPT | JULY/SEPT | JAN/SEPT | JULY/SEPT | JAN/SEPT |
| SUDAN | 126 | 341 | 366 | 1 058 | 199 | 565 |
| MAURITANIA | | 15 | 2 | 62 | | 32 |
| UPPER VOLTA | 9 | 21 | 11 | 80 | 7 | 45 |
| NIGER | 15 | 19 | 51 | 81 | 28 | 43 |
| SENEGAL | 28 | 146 | 266 | 940 | 148 | 502 |
| GAMBIA | 27 | 35 | 62 | 106 | 33 | 56 |
| GUIN BISSAU | | 28 | | 84 | | 46 |
| REP GUINEA | 4 | 20 | 19 | 104 | 10 | 56 |
| SIERRA LEONE | 21 | 37 | 149 | 202 | 81 | 110 |
| LIBERIA | 221 | 723 | 490 | 1 420 | 269 | 767 |
| IVORY COAST | 178 | 388 | 467 | 1 240 | 259 | 673 |
| GHANA | 31 | 236 | 94 | 393 | 52 | 213 |
| TOGO | 57 | 122 | 117 | 320 | 61 | 166 |
| BENIN | 54 | 114 | 86 | 185 | 49 | 103 |
| NIGERIA | 1 088 | 3 061 | 3 160 | 7 654 | 1 745 | 4 143 |
| CAMEROON | 45 | 116 | 243 | 528 | 132 | 284 |
| CENT AFR EMP | 5 | 15 | 14 | 65 | 8 | 36 |
| GABON | 10 | 62 | 59 | 291 | 33 | 154 |
| CONGO | 9 | 27 | 34 | 104 | 17 | 51 |
| ZAIRE | 211 | 449 | 892 | 2 311 | 488 | 1 245 |
| RWANDA | 2 | 55 | 14 | 134 | 8 | 73 |
| BURUNDI | 2 | 274 | 7 | 244 | 4 | 130 |
| ANGOLA | 157 | 412 | 896 | 2 629 | 490 | 1 412 |
| ETHIOPIA | 46 | 221 | 183 | 588 | 101 | 313 |
| SOMALIA | 10 | 69 | 17 | 80 | 9 | 44 |
| KENYA | 322 | 859 | 757 | 2 502 | 418 | 1 348 |
| TANZANIA | 129 | 581 | 360 | 1 375 | 201 | 744 |
| MADAGASCAR | 17 | 157 | 143 | 521 | 73 | 271 |
| MAURITIUS | 16 | 786 | 79 | 854 | 44 | 459 |
| ZAMBIA | 196 | 269 | 576 | 894 | 317 | 484 |
| REP S AFRICA | 9 850 | 23 733 | 24 109 | 58 089 | 13 269 | 31 378 |
| USA | 77 959 | 208 855 | 94 269 | 256 878 | 51 889 | 138 531 |
| CANADA | 10 372 | 30 559 | 15 197 | 46 936 | 8 362 | 25 270 |
| MEXICO | 2 223 | 5 224 | 6 858 | 15 276 | 3 774 | 8 263 |
| GUATEMALA | 230 | 327 | 373 | 956 | 204 | 515 |
| REP HONDURAS | 29 | 43 | 53 | 98 | 32 | 54 |
| EL SALVADOR | 26 | 129 | 80 | 459 | 41 | 245 |
| COSTA RICA | 84 | 200 | 288 | 671 | 155 | 355 |
| PANAM EX CZ | 84 | 171 | 272 | 493 | 150 | 268 |
| PANAMA C ZON | 659 | 2 189 | 1 131 | 3 350 | 623 | 1 802 |
| CUBA | 2 017 | 7 170 | 2 131 | 7 385 | 1 173 | 3 973 |
| REP HAITI | 1 | 38 | 2 | 142 | 1 | 75 |
| BAHAMAS | | 13 | 3 | 71 | 1 | 36 |
| DOMINIC REP | 30 | 57 | 167 | 312 | 92 | 168 |
| GUADELOUPE | 20 | 38 | 63 | 122 | 33 | 64 |
| MARTINIQUE | 15 | 55 | 46 | 155 | 21 | 77 |
| TRINIDAD TOB | 47 | 96 | 209 | 342 | 114 | 183 |
| NETH ANTILL | 26 | 109 | 134 | 325 | 74 | 172 |
| COLOMBIA | 1 351 | 2 307 | 3 355 | 5 787 | 1 856 | 3 153 |
| VENEZUELA | 2 004 | 8 112 | 5 672 | 18 247 | 3 127 | 9 838 |
| GUYANA | 16 | 148 | 40 | 399 | 22 | 214 |
| SURINAM | 20 | 262 | 51 | 536 | 29 | 289 |
| ECUADOR | 149 | 551 | 675 | 1 691 | 371 | 916 |
| PERU | 746 | 1 766 | 1 769 | 4 957 | 981 | 2 677 |
| BRAZIL | 11 671 | 29 182 | 29 332 | 65 322 | 16 176 | 35 377 |
| CHILE | 720 | 1 995 | 2 429 | 5 753 | 1 338 | 3 119 |
| BOLIVIA | 98 | 543 | 311 | 1 137 | 172 | 616 |
| PARAGUAY | 41 | 136 | 176 | 517 | 97 | 278 |
| URUGUAY | 95 | 250 | 261 | 701 | 140 | 374 |
| ARGENTINA | 2 905 | 12 388 | 8 988 | 25 215 | 4 948 | 13 606 |
| CYPRUS | 274 | 628 | 455 | 1 145 | 243 | 606 |
| LEBANON | 1 139 | 2 722 | 2 320 | 5 872 | 1 275 | 3 173 |
| SYRIA | 712 | 2 887 | 1 794 | 6 793 | 988 | 3 663 |
| IRAQ | 4 217 | 9 791 | 7 836 | 18 462 | 4 310 | 9 957 |
| IRAN | 8 778 | 25 444 | 15 761 | 39 601 | 8 682 | 21 472 |
| ISRAEL | 2 967 | 5 985 | 6 659 | 15 397 | 3 331 | 8 330 |
| JORDAN | 1 204 | 3 162 | 2 397 | 6 525 | 1 317 | 3 514 |
| SAUDI ARABIA | 10 065 | 28 159 | 14 656 | 38 857 | 8 086 | 20 983 |
| KUWAIT | 1 806 | 4 983 | 2 485 | 8 472 | 1 371 | 4 569 |
| BAHRAIN | 182 | 600 | 359 | 1 219 | 195 | 655 |
| QATAR | 283 | 1 285 | 663 | 2 101 | 360 | 1 132 |
| ARAB EMIRAT | 985 | 4 244 | 2 124 | 6 501 | 1 165 | 3 497 |
| OMAN | 103 | 260 | 212 | 600 | 114 | 317 |
| NORTH YEMEN | 16 | 112 | 20 | 369 | 10 | 195 |
| SOUTH YEMEN | 13 | 246 | 35 | 139 | 19 | 75 |
| AFGHANISTAN | 626 | 840 | 533 | 1 004 | 295 | 546 |
| PAKISTAN | 712 | 1 734 | 1 216 | 3 012 | 670 | 1 630 |
| INDIA | 9 020 | 24 885 | 16 714 | 51 560 | 9 207 | 27 805 |
| BANGLADESH | 120 | 421 | 452 | 1 524 | 249 | 820 |
| SRI LANKA | 188 | 1 749 | 365 | 2 449 | 196 | 1 307 |
| NEPAL | 27 | 72 | 87 | 359 | 48 | 191 |
| BURMA | 201 | 1 025 | 299 | 895 | 165 | 484 |
| THAILAND | 455 | 1 677 | 1 557 | 5 091 | 857 | 2 740 |
| VIETNAM | | 91 | 2 | 119 | 1 | 64 |
| INDONESIA | 1 454 | 4 859 | 2 902 | 8 073 | 1 596 | 4 357 |
| MALAYSIA | 1 216 | 3 094 | 3 222 | 8 578 | 1 764 | 4 622 |
| BRUNEI | 6 | 11 | 34 | 72 | 18 | 38 |
| SINGAPORE | 5 955 | 17 365 | 12 034 | 33 798 | 6 625 | 18 220 |
| PHILIPPINES | 361 | 1 483 | 1 013 | 3 482 | 555 | 1 864 |
| P REP CHINA | 434 | 3 230 | 1 097 | 6 960 | 603 | 3 718 |
| NORTH KOREA | 38 | 945 | 321 | 1 451 | 176 | 777 |
| SOUTH KOREA | 4 305 | 17 321 | 4 687 | 17 946 | 2 585 | 9 675 |

6 IMPORTS AND EXPORTS (SPECIAL TRADE) BY GROUPS OF THE SITC AND BY COUNTRIES OF PRODUCTION AND CONSUMPTION 1979

| GROUP COUNTRY | DT = 100 KG | | 1 000 DM | | 1 000 \$ | |
|---------------------|-------------|----------|-----------|-----------|-----------|----------|
| | JULY/SEPT | JAN/SEPT | JULY/SEPT | JAN/SEPT | JULY/SEPT | JAN/SEPT |
| JAPAN | 3 207 | 9 484 | 11 546 | 34 568 | 6 352 | 18 639 |
| TAIWAN | 2 724 | 6 594 | 6 356 | 16 143 | 3 492 | 8 709 |
| HONG KONG | 1 325 | 2 772 | 3 045 | 7 935 | 1 677 | 4 289 |
| AUSTRALIA | 4 261 | 15 778 | 9 424 | 35 121 | 5 179 | 18 867 |
| NEW ZEALAND | 320 | 963 | 955 | 2 740 | 525 | 1 473 |
| NEW CALEDON | 48 | 66 | 109 | 171 | 62 | 93 |
| FR POLYNESIA | 15 | 44 | 38 | 123 | 21 | 67 |
| 751 OFFICE MACHINES | | | | | | |
| IMPORTS | 51 397 | 173 331 | 252 441 | 856 184 | 139 015 | 460 897 |
| FRANCE | 1 124 | 2 725 | 5 111 | 10 991 | 2 813 | 5 952 |
| BELGIUM LUX | 9 455 | 1 431 | 1 795 | 6 370 | 986 | 3 426 |
| NETHERLANDS | 9 458 | 32 318 | 57 361 | 197 792 | 31 564 | 106 392 |
| ITALY | 2 034 | 6 854 | 13 328 | 39 624 | 7 349 | 21 395 |
| UNTD KINGDOM | 2 572 | 14 469 | 15 314 | 85 465 | 8 442 | 45 753 |
| IRISH REP | 57 | 364 | 837 | 4 226 | 459 | 2 263 |
| DENMARK | 727 | 1 982 | 2 436 | 7 278 | 1 343 | 3 921 |
| NORWAY | 5 | 8 | 47 | 56 | 26 | 30 |
| SWEDEN | 390 | 1 867 | 2 367 | 12 157 | 1 311 | 6 515 |
| FINLAND | 9 | 24 | 85 | 115 | 47 | 63 |
| SWITZERLAND | 1 087 | 3 777 | 8 539 | 27 371 | 4 702 | 14 756 |
| AUSTRIA | 212 | 511 | 459 | 1 579 | 252 | 852 |
| PORTUGAL | 5 | 79 | 9 | 121 | 5 | 65 |
| SPAIN | 300 | 1 702 | 705 | 3 302 | 387 | 1 771 |
| MALTA | 43 | 43 | 55 | 55 | 30 | 30 |
| YUGOSLAVIA | 2 139 | 7 643 | 4 852 | 18 425 | 2 670 | 9 900 |
| POLAND | 154 | 359 | 228 | 604 | 126 | 329 |
| CZECHOSLOVA | 24 | 121 | 86 | 394 | 48 | 212 |
| HUNGARY | 1 499 | 2 863 | 3 010 | 5 980 | 1 659 | 3 238 |
| REP S AFRICA | 16 | 35 | 11 | 126 | 6 | 66 |
| USA | 2 995 | 7 958 | 18 554 | 52 041 | 10 224 | 28 082 |
| CANADA | 48 | 102 | 425 | 911 | 234 | 491 |
| MEXICO | 10 | 48 | 184 | 588 | 102 | 317 |
| EL SALVADOR | 3 | 34 | 51 | 330 | 28 | 177 |
| BRAZIL | 28 | 29 | 56 | 62 | 31 | 34 |
| SINGAPORE | 632 | 1 670 | 4 790 | 22 268 | 2 636 | 11 982 |
| PHILIPPINES | 3 | 47 | 55 | 420 | 30 | 226 |
| SOUTH KOREA | 263 | 581 | 1 583 | 4 764 | 874 | 2 571 |
| JAPAN | 23 433 | 77 671 | 99 024 | 312 058 | 54 541 | 168 166 |
| TAIWAN | 275 | 846 | 4 286 | 12 771 | 2 364 | 6 900 |
| HONG KONG | 1 449 | 5 150 | 6 765 | 27 882 | 3 723 | 14 995 |
| EXPORTS | 71 785 | 228 107 | 349 005 | 1 073 170 | 192 286 | 578 551 |
| FRANCE | 9 585 | 34 363 | 48 701 | 163 067 | 26 854 | 87 815 |
| BELGIUM LUX | 2 402 | 7 736 | 11 711 | 37 670 | 6 439 | 20 303 |
| NETHERLANDS | 6 332 | 19 463 | 28 879 | 87 693 | 15 910 | 47 294 |
| ITALY | 4 075 | 14 156 | 21 362 | 71 138 | 11 768 | 38 327 |
| UNTD KINGDOM | 10 754 | 32 821 | 50 478 | 150 464 | 27 836 | 81 140 |
| IRISH REP | 383 | 1 081 | 1 779 | 5 721 | 979 | 3 081 |
| DENMARK | 1 669 | 5 452 | 10 476 | 30 597 | 5 774 | 16 519 |
| ICELAND | 9 | 32 | 44 | 154 | 23 | 85 |
| NORWAY | 894 | 2 569 | 5 243 | 13 188 | 2 886 | 7 120 |
| SWEDEN | 1 334 | 4 363 | 8 178 | 25 733 | 4 495 | 13 830 |
| FINLAND | 844 | 2 322 | 3 778 | 10 229 | 2 076 | 5 516 |
| SWITZERLAND | 2 281 | 6 781 | 12 973 | 37 196 | 7 157 | 20 078 |
| AUSTRIA | 1 710 | 5 052 | 10 594 | 28 290 | 5 841 | 15 282 |
| PORTUGAL | 327 | 1 209 | 1 266 | 4 524 | 698 | 2 435 |
| SPAIN | 941 | 3 091 | 4 937 | 15 438 | 2 718 | 8 314 |
| ANDORRA | | 31 | | 340 | | 183 |
| MALTA | 12 | 62 | 42 | 241 | 23 | 130 |
| YUGOSLAVIA | 2 035 | 5 777 | 9 749 | 28 162 | 5 378 | 15 146 |
| GREECE | 291 | 830 | 1 326 | 4 026 | 734 | 2 173 |
| TURKEY | 322 | 552 | 764 | 1 377 | 422 | 749 |
| USSR | 124 | 623 | 716 | 3 058 | 394 | 1 652 |
| POLAND | 43 | 113 | 1 130 | 1 871 | 626 | 1 020 |
| CZECHOSLOVA | 164 | 288 | 1 151 | 2 965 | 633 | 1 608 |
| HUNGARY | 85 | 387 | 577 | 2 590 | 315 | 1 386 |
| RUMANIA | 15 | 58 | 134 | 421 | 75 | 228 |
| BULGARIA | 58 | 91 | 284 | 426 | 153 | 228 |
| CANARY IS | 63 | 232 | 221 | 802 | 122 | 428 |
| MOROCCO | 146 | 456 | 665 | 1 721 | 369 | 932 |
| ALGERIA | 604 | 1 239 | 2 273 | 4 023 | 1 249 | 2 178 |
| TUNISIA | 33 | 190 | 126 | 710 | 69 | 381 |
| LIBYA | 414 | 746 | 837 | 1 640 | 457 | 880 |
| EGYPT | 137 | 378 | 435 | 2 052 | 241 | 1 161 |
| SUDAN | 71 | 129 | 417 | 1 042 | 232 | 563 |
| MAURITANIA | | 13 | | 63 | | 33 |
| MALI | 1 | 18 | 13 | 85 | 6 | 46 |
| UPPER VOLTA | 5 | 102 | 22 | 427 | 11 | 228 |
| SENEGAL | 18 | 61 | 112 | 376 | 64 | 199 |
| GAMBIA | 14 | 14 | 123 | 123 | 68 | 68 |
| SIERRA LEONE | 3 | 21 | 20 | 100 | 11 | 53 |
| LIGERIA | 12 | 132 | 90 | 628 | 49 | 332 |
| IVORY COAST | 66 | 208 | 261 | 851 | 145 | 459 |
| GHANA | 2 | 45 | 12 | 195 | 7 | 105 |
| TOGO | 1 | 37 | 4 | 174 | 3 | 94 |
| BENIN | 17 | 35 | 68 | 162 | 37 | 89 |
| NIGERIA | 445 | 1 510 | 1 745 | 8 438 | 964 | 4 534 |
| CAMEROON | 48 | 171 | 193 | 799 | 107 | 429 |

6 IMPORTS AND EXPORTS (SPECIAL TRADE) BY GROUPS OF THE SITC AND BY COUNTRIES OF PRODUCTION AND CONSUMPTION 1979

| GROUP COUNTRY | DT = 100 KG | | 1 000 DM | | 1 000 \$ | |
|------------------|-------------|----------|-----------|----------|-----------|----------|
| | JULY/SEPT | JAN/SEPT | JULY/SEPT | JAN/SEPT | JULY/SEPT | JAN/SEPT |
| GABON | 21 | 69 | 72 | 269 | 39 | 145 |
| CONGO | 4 | 18 | 24 | 166 | 13 | 88 |
| ZAIRE | 215 | 380 | 944 | 1 535 | 518 | 833 |
| RWANDA | | 9 | | 78 | | 42 |
| BURUNDI | 5 | 19 | 24 | 126 | 14 | 69 |
| ANGOLA | 23 | 121 | 88 | 519 | 48 | 273 |
| ETHIOPIA | 22 | 125 | 74 | 607 | 40 | 324 |
| DJIBOUTI | 19 | 22 | 141 | 157 | 78 | 88 |
| SOMALIA | 28 | 32 | 436 | 461 | 239 | 252 |
| KENYA | 38 | 120 | 117 | 560 | 63 | 297 |
| TANZANIA | 15 | 57 | 96 | 259 | 55 | 143 |
| SEYCHELLES | | 14 | | 93 | | 49 |
| MADAGASCAR | 124 | 235 | 601 | 1 062 | 327 | 576 |
| REUNION | 24 | 55 | 91 | 231 | 49 | 123 |
| ZAMBIA | 92 | 126 | 416 | 620 | 229 | 337 |
| MALAWI | 13 | 27 | 47 | 88 | 26 | 47 |
| REP S AFRICA | 664 | 1 322 | 3 193 | 6 790 | 1 760 | 3 678 |
| BOTSWANA | 3 | 18 | 8 | 78 | 5 | 41 |
| LESOTHO | | 20 | | 75 | | 40 |
| USA | 10 527 | 39 223 | 46 406 | 165 913 | 25 583 | 89 410 |
| CANADA | 1 496 | 2 884 | 9 021 | 15 075 | 4 954 | 8 181 |
| MEXICO | 91 | 248 | 600 | 1 233 | 332 | 668 |
| GUATEMALA | 34 | 99 | 86 | 375 | 47 | 204 |
| BELIZE | 6 | 44 | 23 | 166 | 12 | 87 |
| REP HONDURAS | 71 | 148 | 254 | 657 | 142 | 357 |
| EL SALVADOR | 102 | 236 | 518 | 967 | 286 | 527 |
| COSTA RICA | 109 | 298 | 423 | 1 085 | 233 | 587 |
| PANAM EX CZ | 14 | 52 | 80 | 323 | 44 | 174 |
| CUBA | 2 | 52 | 10 | 197 | 6 | 105 |
| BAHAMAS | 1 | 9 | 11 | 74 | 6 | 39 |
| DOMINIC REP | 29 | 36 | 203 | 239 | 113 | 131 |
| GUADELOUPE | 8 | 40 | 54 | 279 | 31 | 153 |
| MARTINIQUE | 11 | 38 | 67 | 197 | 37 | 105 |
| JAMAICA | 4 | 16 | 16 | 70 | 9 | 38 |
| BARBADOS | 34 | 57 | 195 | 328 | 108 | 179 |
| TRINIDAD TOB | 40 | 113 | 176 | 495 | 98 | 267 |
| NETH ANTILL | 14 | 82 | 80 | 520 | 44 | 278 |
| COLOMBIA | 155 | 294 | 857 | 1 623 | 468 | 877 |
| VENEZUELA | 465 | 1 836 | 1 946 | 8 998 | 1 072 | 4 832 |
| SURINAM | 9 | 23 | 26 | 87 | 15 | 48 |
| FRENCH GUIAN | | 6 | | 158 | | 83 |
| ECUADOR | 79 | 306 | 283 | 1 599 | 157 | 861 |
| PERU | 13 | 43 | 68 | 264 | 38 | 142 |
| BRAZIL | 41 | 123 | 329 | 976 | 184 | 526 |
| CHILE | 199 | 568 | 1 118 | 3 333 | 617 | 1 795 |
| BOLIVIA | 58 | 222 | 190 | 874 | 105 | 467 |
| PARAGUAY | 12 | 58 | 93 | 313 | 49 | 165 |
| URUGUAY | 50 | 70 | 175 | 267 | 98 | 146 |
| ARGENTINA | 773 | 1 244 | 4 833 | 8 158 | 2 655 | 4 433 |
| CYPRUS | 28 | 75 | 109 | 297 | 60 | 158 |
| LEBANON | 128 | 379 | 440 | 1 346 | 243 | 727 |
| SYRIA | 53 | 170 | 103 | 525 | 54 | 277 |
| IRAQ | 243 | 526 | 1 295 | 2 913 | 710 | 1 568 |
| IRAN | 83 | 248 | 144 | 770 | 80 | 416 |
| ISRAEL | 154 | 551 | 425 | 1 721 | 234 | 929 |
| JORDAN | 80 | 323 | 382 | 1 398 | 210 | 753 |
| SAUDI ARABIA | 1 322 | 2 520 | 5 047 | 9 635 | 2 789 | 5 228 |
| KUWAIT | 132 | 518 | 651 | 1 910 | 356 | 1 028 |
| BAHRAIN | 34 | 105 | 201 | 652 | 112 | 354 |
| QATAR | 68 | 164 | 311 | 831 | 171 | 448 |
| ARAB EMIRAT | 76 | 346 | 311 | 1 521 | 169 | 813 |
| OMAN | 51 | 103 | 231 | 420 | 128 | 230 |
| NORTH YEMEN | 28 | 108 | 269 | 635 | 148 | 344 |
| SOUTH YEMEN | | 31 | 1 | 100 | 1 | 53 |
| AFGHANISTAN | 1 | 31 | 2 | 162 | 1 | 88 |
| PAKISTAN | 75 | 374 | 282 | 1 444 | 154 | 775 |
| INDIA | 4 | 17 | 61 | 240 | 33 | 127 |
| BANGLADESH | 62 | 98 | 250 | 443 | 138 | 241 |
| SRI LANKA | 44 | 70 | 168 | 382 | 94 | 208 |
| BURMA | 3 | 49 | 12 | 172 | 8 | 94 |
| THAILAND | 619 | 1 793 | 1 764 | 5 229 | 967 | 2 827 |
| INDONESIA | 152 | 262 | 495 | 834 | 273 | 455 |
| MALAYSIA | 217 | 493 | 746 | 1 883 | 406 | 1 019 |
| SINGAPORE | 486 | 1 388 | 1 782 | 5 050 | 984 | 2 727 |
| PHILIPPINES | 310 | 1 765 | 1 345 | 6 705 | 738 | 3 598 |
| MONGOL P REP | | 29 | | 60 | | 31 |
| P REP CHINA | 43 | 57 | 139 | 287 | 74 | 154 |
| NORTH KOREA | | 19 | | 96 | | 52 |
| SOUTH KOREA | 10 | 98 | 52 | 975 | 28 | 521 |
| JAPAN | 780 | 2 060 | 3 272 | 9 394 | 1 801 | 5 073 |
| TAIWAN | 56 | 271 | 269 | 1 629 | 149 | 877 |
| HONG KONG | 737 | 1 451 | 2 458 | 5 192 | 1 357 | 2 818 |
| AUSTRALIA | 1 025 | 4 515 | 6 891 | 25 758 | 3 787 | 13 841 |
| PAPUA NEW G | 24 | 78 | 107 | 335 | 59 | 180 |
| NEW ZEALAND | 26 | 437 | 209 | 1 381 | 115 | 747 |
| NEW CALEDON | 8 | 19 | 35 | 85 | 19 | 41 |
| BRIT OCEANIA | 7 | 57 | 26 | 199 | 15 | 107 |
| FIJI | 28 | 66 | 112 | 328 | 62 | 179 |
| NEW HEBRIDES | 7 | 19 | 28 | 79 | 15 | 44 |
| WEST SAMOA | | 14 | | 63 | | 34 |
| FR POLYNESIA | 5 | 18 | 16 | 78 | 8 | 39 |

6 IMPORTS AND EXPORTS (SPECIAL TRADE) BY GROUPS OF THE SITC AND BY COUNTRIES OF PRODUCTION AND CONSUMPTION 1979

| GROUP COUNTRY | DT = 100 KG | | 1 000 DM | | 1 000 \$ | |
|-------------------------------|-------------|----------|-----------|-----------|-----------|-----------|
| | JULY/SEPT | JAN/SEPT | JULY/SEPT | JAN/SEPT | JULY/SEPT | JAN/SEPT |
| 752 AUTOMATIC DATA PROC EQUIP | | | | | | |
| IMPORTS | 48 994 | 137 727 | 742 984 | 2 076 444 | 409 268 | 1 120 108 |
| FRANCE | 4 227 | 12 713 | 76 297 | 229 663 | 42 034 | 123 857 |
| BELGIUM LUX | 1 048 | 3 069 | 15 130 | 44 671 | 8 341 | 24 075 |
| NETHERLANDS | 451 | 1 665 | 5 283 | 21 761 | 2 909 | 11 723 |
| ITALY | 4 892 | 14 427 | 60 411 | 173 509 | 33 257 | 93 555 |
| UNITD KINGDOM | 8 541 | 26 847 | 152 116 | 480 266 | 83 720 | 258 644 |
| IRISH REP | 1 951 | 4 848 | 23 170 | 63 756 | 12 729 | 34 289 |
| DENMARK | 96 | 377 | 1 785 | 8 969 | 984 | 4 840 |
| NORWAY | 214 | 635 | 5 059 | 13 341 | 2 782 | 7 198 |
| SWEDEN | 2 582 | 6 991 | 36 099 | 84 614 | 19 921 | 45 764 |
| FINLAND | 13 | 166 | 181 | 1 909 | 99 | 1 019 |
| SWITZERLAND | 271 | 830 | 6 414 | 20 268 | 3 538 | 10 938 |
| AUSTRIA | 122 | 428 | 1 675 | 4 126 | 930 | 2 240 |
| PORTUGAL | 338 | 896 | 1 489 | 4 058 | 821 | 2 186 |
| SPAIN | 1 037 | 2 091 | 10 094 | 19 500 | 5 565 | 10 593 |
| GREECE | | 13 | | 157 | | 83 |
| POLAND | 7 | 29 | 745 | 909 | 415 | 503 |
| CZECHOSLOVA | | 3 | | 125 | | 66 |
| HUNGARY | 28 | 86 | 143 | 562 | 78 | 301 |
| RUMANIA | 33 | 64 | 255 | 635 | 141 | 345 |
| REP S AFRICA | | | 24 | 72 | 12 | 38 |
| USA | 20 927 | 56 020 | 318 480 | 841 245 | 175 486 | 454 124 |
| CANADA | 245 | 565 | 2 731 | 6 968 | 1 506 | 3 760 |
| BRAZIL | 79 | 241 | 497 | 1 658 | 274 | 893 |
| ARGENTINA | 30 | 46 | 782 | 878 | 436 | 488 |
| ISRAEL | 82 | 206 | 1 101 | 2 127 | 604 | 1 152 |
| JAPAN | 1 755 | 4 421 | 22 351 | 49 123 | 12 317 | 26 583 |
| HONG KONG | 4 | 9 | 415 | 1 059 | 228 | 574 |
| AUSTRALIA | 12 | 16 | 191 | 293 | 105 | 159 |
| EXPORTS | 31 022 | 94 270 | 483 591 | 1 367 537 | 266 382 | 737 947 |
| FRANCE | 6 296 | 18 486 | 90 369 | 233 952 | 49 801 | 126 418 |
| BELGIUM LUX | 1 803 | 5 187 | 33 285 | 86 033 | 18 330 | 46 414 |
| NETHERLANDS | 2 052 | 5 645 | 34 119 | 95 586 | 18 814 | 51 658 |
| ITALY | 3 539 | 11 396 | 51 606 | 136 414 | 28 436 | 73 646 |
| UNITD KINGDOM | 4 749 | 15 397 | 61 325 | 187 482 | 33 765 | 101 033 |
| IRISH REP | 94 | 314 | 2 667 | 5 579 | 1 465 | 3 018 |
| DENMARK | 868 | 2 350 | 14 059 | 39 537 | 7 744 | 21 363 |
| ICELAND | 6 | 6 | 68 | 136 | 37 | 73 |
| NORWAY | 347 | 1 055 | 6 334 | 16 886 | 3 493 | 9 129 |
| SWEDEN | 929 | 3 308 | 13 133 | 39 503 | 7 227 | 21 279 |
| FINLAND | 331 | 827 | 5 117 | 12 709 | 2 818 | 6 877 |
| SWITZERLAND | 1 557 | 4 556 | 27 216 | 87 584 | 14 989 | 47 188 |
| AUSTRIA | 1 903 | 4 930 | 34 509 | 91 505 | 19 021 | 49 391 |
| PORTUGAL | 248 | 777 | 2 297 | 8 392 | 1 273 | 4 535 |
| SPAIN | 1 546 | 5 041 | 26 825 | 71 951 | 14 777 | 38 775 |
| YUGOSLAVIA | 400 | 988 | 6 468 | 16 966 | 3 561 | 9 133 |
| GREECE | 90 | 220 | 1 073 | 2 704 | 591 | 1 463 |
| TURKEY | 41 | 150 | 405 | 1 529 | 223 | 823 |
| USSR | 237 | 531 | 4 611 | 14 343 | 2 526 | 7 741 |
| POLAND | 14 | 108 | 284 | 1 851 | 156 | 988 |
| CZECHOSLOVA | 90 | 262 | 2 216 | 6 491 | 1 222 | 3 519 |
| HUNGARY | 25 | 120 | 348 | 1 831 | 193 | 982 |
| RUMANIA | 88 | 110 | 2 727 | 3 427 | 1 502 | 1 875 |
| BULGARIA | 2 | 9 | 203 | 394 | 112 | 213 |
| CANARY IS | 12 | 12 | 84 | 84 | 46 | 46 |
| MOROCCO | 10 | 31 | 236 | 620 | 132 | 338 |
| ALGERIA | 15 | 316 | 1 773 | 16 630 | 969 | 8 964 |
| TUNISIA | 2 | 16 | 57 | 341 | 32 | 183 |
| LIBYA | 53 | 206 | 5 017 | 16 753 | 2 748 | 9 013 |
| EGYPT | 22 | 39 | 147 | 352 | 82 | 191 |
| NIGERIA | 2 | 6 | 35 | 55 | 20 | 31 |
| CAMEROON | 4 | 6 | 56 | 85 | 31 | 46 |
| BURUNDI | 1 | 1 | 58 | 58 | 32 | 32 |
| KENYA | 3 | 14 | 15 | 184 | 8 | 98 |
| REP S AFRICA | 322 | 915 | 9 934 | 26 969 | 5 476 | 14 561 |
| USA | 1 822 | 7 266 | 21 162 | 86 987 | 11 636 | 46 808 |
| CANADA | 153 | 349 | 1 540 | 3 857 | 849 | 2 089 |
| MEXICO | 53 | 60 | 713 | 821 | 391 | 448 |
| GUATEMALA | 2 | 6 | 11 | 119 | 6 | 64 |
| JAMAICA | | 4 | | 60 | | 31 |
| COLOMBIA | 5 | 6 | 568 | 618 | 316 | 344 |
| VENEZUELA | 3 | 17 | 269 | 476 | 148 | 259 |
| BRAZIL | 123 | 195 | 2 337 | 4 779 | 1 286 | 2 592 |
| CHILE | | 26 | | 500 | | 266 |
| URUGUAY | 1 | 4 | 15 | 144 | 9 | 78 |
| ARGENTINA | 50 | 187 | 753 | 3 636 | 411 | 1 948 |
| CYPRUS | | 3 | | 74 | | 40 |
| IRAQ | 13 | 83 | 198 | 1 348 | 109 | 730 |
| IRAN | | 2 | 74 | 98 | 41 | 54 |
| ISRAEL | 169 | 379 | 2 630 | 5 104 | 1 450 | 2 773 |
| JORDAN | 1 | 16 | 85 | 1 285 | 46 | 691 |
| SAUDI ARABIA | 164 | 454 | 4 493 | 7 492 | 2 458 | 4 059 |
| KUWAIT | 14 | 50 | 129 | 325 | 71 | 176 |
| BAHRAIN | 7 | 30 | 144 | 469 | 80 | 255 |
| ARAB EMIRAT | 33 | 36 | 663 | 723 | 364 | 397 |
| PAKISTAN | 86 | 202 | 1 038 | 2 690 | 568 | 1 452 |
| INDIA | 3 | 50 | 65 | 284 | 36 | 153 |

6 IMPORTS AND EXPORTS (SPECIAL TRADE) BY GROUPS OF THE SITC AND BY COUNTRIES OF PRODUCTION AND CONSUMPTION 1979

| GROUP COUNTRY | DT = 100 KG | | 1 000 DM | | 1 000 \$ | |
|-------------------------------|-------------|----------|-----------|-----------|-----------|----------|
| | JULY/SEPT | JAN/SEPT | JULY/SEPT | JAN/SEPT | JULY/SEPT | JAN/SEPT |
| THAILAND | 3 | 9 | 16 | 78 | 9 | 42 |
| INDONESIA | | 4 | 2 | 84 | 1 | 44 |
| MALAYSIA | 4 | 16 | 42 | 183 | 23 | 98 |
| SINGAPORE | 7 | 7 | 200 | 289 | 110 | 158 |
| PHILIPPINES | 34 | 35 | 710 | 754 | 388 | 411 |
| P. REP. CHINA | 3 | 3 | 214 | 289 | 118 | 159 |
| SOUTH KOREA | 11 | 58 | 349 | 1 014 | 191 | 542 |
| JAPAN | 232 | 812 | 2 970 | 10 002 | 1 641 | 5 392 |
| TAIWAN | 5 | 16 | 219 | 573 | 120 | 308 |
| HONG KONG | 30 | 82 | 462 | 1 400 | 254 | 754 |
| AUSTRALIA | 272 | 436 | 2 694 | 5 521 | 1 483 | 2 998 |
| NEW ZEALAND | 11 | 13 | 126 | 203 | 69 | 109 |
| 759 OFFICE & ADP MCH PTS, ACC | | | | | | |
| IMPORTS | 24 592 | 73 039 | 426 072 | 1 211 174 | 234 552 | 653 310 |
| FRANCE | 2 838 | 8 281 | 101 677 | 288 913 | 55 919 | 155 786 |
| BELGIUM LUX | 1 196 | 3 927 | 13 531 | 42 241 | 7 450 | 22 757 |
| NETHERLANDS | 4 155 | 13 662 | 28 347 | 92 312 | 15 609 | 49 729 |
| ITALY | 2 051 | 5 406 | 26 641 | 66 681 | 14 688 | 36 057 |
| UNTD KINGDOM | 1 933 | 5 392 | 41 909 | 109 173 | 23 062 | 58 932 |
| IRISH REP | 304 | 1 320 | 11 173 | 51 362 | 6 158 | 27 586 |
| DENMARK | 236 | 631 | 3 617 | 8 735 | 1 993 | 4 722 |
| NORWAY | 37 | 95 | 1 086 | 3 193 | 600 | 1 727 |
| SWEDEN | 404 | 995 | 10 742 | 29 840 | 5 931 | 16 121 |
| FINLAND | 5 | 31 | 325 | 1 603 | 177 | 857 |
| SWITZERLAND | 700 | 2 601 | 8 240 | 24 027 | 4 532 | 12 956 |
| AUSTRIA | 359 | 1 076 | 4 825 | 13 164 | 2 655 | 7 110 |
| PORTUGAL | 1 | 4 | 34 | 119 | 18 | 65 |
| SPAIN | 333 | 1 229 | 6 647 | 16 513 | 3 666 | 8 921 |
| YUGOSLAVIA | 257 | 616 | 515 | 1 124 | 285 | 611 |
| GREECE | 3 | 10 | 214 | 701 | 117 | 377 |
| POLAND | 4 | 50 | 46 | 181 | 25 | 97 |
| HUNGARY | 418 | 901 | 1 069 | 1 895 | 589 | 1 028 |
| NIGERIA | 1 | 1 | 53 | 59 | 29 | 32 |
| REP S AFRICA | 9 | 19 | 405 | 923 | 224 | 498 |
| USA | 7 170 | 20 598 | 137 924 | 388 959 | 75 934 | 209 834 |
| CANADA | 141 | 302 | 2 077 | 4 181 | 1 143 | 2 265 |
| MEXICO | 3 | 7 | 33 | 89 | 19 | 47 |
| EL SALVADOR | | 2 | | 58 | | 31 |
| BRAZIL | | 8 | 106 | 569 | 57 | 307 |
| ARGENTINA | 3 | 6 | 165 | 502 | 91 | 271 |
| ISRAEL | 8 | 82 | 300 | 776 | 165 | 418 |
| MALAYSIA | 2 | 3 | 116 | 250 | 64 | 135 |
| SINGAPORE | 2 | 9 | 174 | 510 | 96 | 276 |
| SOUTH KOREA | 3 | 5 | 158 | 290 | 87 | 158 |
| JAPAN | 1 955 | 5 609 | 20 253 | 54 386 | 11 150 | 29 348 |
| TAIWAN | 12 | 27 | 299 | 667 | 166 | 362 |
| HONG KONG | 37 | 77 | 2 799 | 5 653 | 1 543 | 3 075 |
| AUSTRALIA | 7 | 17 | 406 | 1 096 | 222 | 587 |
| EXPORTS | 33 951 | 86 016 | 414 684 | 1 161 316 | 228 257 | 626 539 |
| FRANCE | 4 370 | 9 636 | 104 903 | 295 793 | 57 731 | 159 540 |
| BELGIUM LUX | 984 | 2 832 | 13 601 | 36 742 | 7 496 | 19 838 |
| NETHERLANDS | 6 903 | 23 380 | 28 699 | 85 989 | 15 801 | 46 368 |
| ITALY | 3 643 | 6 566 | 53 851 | 151 737 | 29 630 | 81 865 |
| UNTD KINGDOM | 3 715 | 7 288 | 78 759 | 204 115 | 43 355 | 110 303 |
| IRISH REP | 310 | 974 | 5 476 | 16 729 | 3 016 | 9 020 |
| DENMARK | 373 | 1 937 | 6 352 | 16 297 | 3 505 | 8 800 |
| ICELAND | 1 | 1 | 35 | 59 | 18 | 31 |
| NORWAY | 167 | 562 | 2 540 | 7 423 | 1 392 | 3 996 |
| SWEDEN | 1 559 | 2 790 | 14 796 | 36 560 | 8 154 | 19 753 |
| FINLAND | 70 | 228 | 1 895 | 4 516 | 1 042 | 2 444 |
| SWITZERLAND | 736 | 2 379 | 12 035 | 33 086 | 6 628 | 17 859 |
| AUSTRIA | 721 | 1 897 | 14 159 | 36 269 | 7 802 | 19 610 |
| PORTUGAL | 340 | 695 | 978 | 2 489 | 538 | 1 338 |
| SPAIN | 381 | 861 | 8 456 | 21 165 | 4 654 | 11 423 |
| YUGOSLAVIA | 582 | 3 572 | 4 131 | 25 392 | 2 272 | 13 623 |
| GREECE | 67 | 138 | 597 | 1 588 | 328 | 858 |
| TURKEY | 1 | 22 | 61 | 198 | 32 | 104 |
| USSR | 88 | 169 | 1 475 | 3 571 | 810 | 1 936 |
| POLAND | 26 | 58 | 601 | 1 315 | 329 | 713 |
| CZECHOSLOVA | 181 | 567 | 1 139 | 3 324 | 625 | 1 797 |
| HUNGARY | 3 491 | 7 632 | 5 865 | 14 114 | 3 229 | 7 622 |
| RUMANIA | 5 | 20 | 163 | 452 | 90 | 244 |
| BULGARIA | 94 | 162 | 562 | 1 025 | 308 | 556 |
| MOROCCO | | 2 | 41 | 115 | 24 | 66 |
| ALGERIA | | 10 | 6 | 279 | 3 | 149 |
| TUNISIA | | 5 | 23 | 104 | 13 | 54 |
| LIBYA | 2 | 33 | 181 | 3 069 | 98 | 1 662 |
| EGYPT | 10 | 35 | 168 | 440 | 92 | 233 |
| SUDAN | 7 | 8 | 17 | 65 | 10 | 34 |
| SENEGAL | 1 | 4 | 4 | 77 | 2 | 41 |
| IVORY COAST | 4 | 5 | 23 | 57 | 13 | 33 |
| GHANA | 2 | 2 | 127 | 132 | 70 | 72 |
| NIGERIA | 9 | 33 | 163 | 269 | 87 | 144 |
| CONGO | | | 5 | 54 | 4 | 30 |
| KENYA | 12 | 16 | 84 | 151 | 49 | 83 |
| REUNION | | 5 | 24 | 85 | 14 | 47 |
| ZAMBIA | 2 | 5 | 25 | 76 | 13 | 42 |

6 IMPORTS AND EXPORTS (SPECIAL TRADE) BY GROUPS OF THE SITC AND BY COUNTRIES OF PRODUCTION AND CONSUMPTION 1979

| GROUP COUNTRY | DT = 100 KG | | 1 000 DM | | 1 000 \$ | |
|------------------|-------------|----------|-----------|----------|-----------|----------|
| | JULY/SEPT | JAN/SEPT | JULY/SEPT | JAN/SEPT | JULY/SEPT | JAN/SEPT |
| REP S AFRICA | 56 | 146 | 1 831 | 3 734 | 1 007 | 2 020 |
| USA | 2 749 | 5 440 | 32 812 | 102 643 | 18 066 | 55 281 |
| CANADA | 72 | 215 | 468 | 1 685 | 260 | 907 |
| MEXICO | 699 | 2 150 | 2 326 | 7 801 | 1 284 | 4 201 |
| BERMUDA | 4 | 5 | 67 | 73 | 36 | 39 |
| GUATEMALA | 1 | 5 | 63 | 94 | 34 | 48 |
| PANAM EX CZ | 10 | 11 | 101 | 114 | 55 | 62 |
| DOMINIC REP | | 3 | 10 | 69 | 6 | 37 |
| NETH ANTILL | | 1 | 57 | 62 | 32 | 33 |
| VENEZUELA | 21 | 60 | 316 | 652 | 174 | 349 |
| ECUADOR | 9 | 13 | 333 | 382 | 185 | 212 |
| BRAZIL | 314 | 570 | 1 654 | 4 407 | 908 | 2 371 |
| CHILE | 23 | 54 | 195 | 533 | 107 | 285 |
| BOLIVIA | 2 | 6 | 73 | 101 | 40 | 56 |
| URUGUAY | 5 | 14 | 317 | 352 | 174 | 192 |
| ARGENTINA | 52 | 149 | 1 013 | 1 898 | 554 | 1 024 |
| CYPRUS | 3 | 25 | 30 | 102 | 19 | 56 |
| LEBANON | 38 | 108 | 204 | 556 | 112 | 300 |
| SYRIA | 10 | 13 | 69 | 110 | 39 | 61 |
| IRAQ | 16 | 41 | 336 | 677 | 184 | 365 |
| IRAN | 3 | 43 | 42 | 472 | 23 | 254 |
| ISRAEL | 24 | 48 | 841 | 2 305 | 458 | 1 237 |
| JORDAN | 5 | 12 | 104 | 203 | 57 | 105 |
| SAUDI ARABIA | 14 | 130 | 227 | 823 | 127 | 440 |
| KUWAIT | 73 | 105 | 268 | 470 | 148 | 256 |
| BAHRAIN | 7 | 9 | 17 | 111 | 9 | 60 |
| QATAR | | 4 | 21 | 72 | 13 | 41 |
| ARAB EMIRAT | 16 | 52 | 144 | 572 | 79 | 307 |
| OMAN | 5 | 6 | 29 | 52 | 17 | 31 |
| NORTH YEMEN | 2 | 4 | 46 | 84 | 26 | 45 |
| PAKISTAN | 1 | 5 | 53 | 121 | 30 | 65 |
| INDIA | 6 | 83 | 71 | 259 | 40 | 143 |
| THAILAND | 3 | 13 | 60 | 211 | 33 | 111 |
| INDONESIA | 2 | 4 | 142 | 155 | 79 | 87 |
| MALAYSIA | 3 | 5 | 112 | 181 | 62 | 94 |
| SINGAPORE | 220 | 288 | 664 | 1 349 | 363 | 728 |
| PHILIPPINES | 2 | 40 | 42 | 257 | 24 | 135 |
| P REP CHINA | 9 | 49 | 580 | 795 | 319 | 432 |
| SOUTH KOREA | 6 | 16 | 234 | 489 | 128 | 264 |
| JAPAN | 429 | 1 114 | 4 334 | 14 735 | 2 381 | 7 924 |
| TAIWAN | 5 | 9 | 56 | 160 | 29 | 84 |
| HONG KONG | 26 | 40 | 393 | 1 030 | 214 | 551 |
| AUSTRALIA | 105 | 281 | 1 466 | 4 151 | 806 | 2 239 |
| NEW ZEALAND | 5 | 8 | 33 | 95 | 18 | 47 |

761 TELEVISION RECEIVERS

| | | | | | | |
|--------------|---------|---------|---------|-----------|---------|---------|
| IMPORTS | 60 447 | 206 240 | 138 857 | 473 895 | 76 528 | 255 577 |
| FRANCE | 4 049 | 14 384 | 9 337 | 34 436 | 5 172 | 18 592 |
| BELGIUM LUX | 2 302 | 4 803 | 7 563 | 17 050 | 4 164 | 9 237 |
| NETHERLANDS | 945 | 3 160 | 2 987 | 11 061 | 1 641 | 5 959 |
| ITALY | 4 143 | 17 563 | 10 173 | 46 996 | 5 613 | 25 265 |
| UNTD KINGDOM | 726 | 4 655 | 2 652 | 15 900 | 1 450 | 8 518 |
| DENMARK | 68 | 265 | 172 | 668 | 95 | 360 |
| SWEDEN | 55 | 891 | 176 | 2 383 | 98 | 1 282 |
| FINLAND | 2 674 | 6 416 | 6 829 | 18 160 | 3 768 | 9 851 |
| SWITZERLAND | 258 | 420 | 1 503 | 2 286 | 826 | 1 245 |
| AUSTRIA | 9 972 | 37 106 | 26 002 | 99 572 | 14 332 | 53 669 |
| PORTUGAL | 7 183 | 24 894 | 11 652 | 39 369 | 6 398 | 21 227 |
| SPAIN | 1 003 | 1 858 | 2 488 | 4 590 | 1 368 | 2 480 |
| TURKEY | 186 | 189 | 168 | 173 | 93 | 95 |
| USSR | 52 | 53 | 72 | 73 | 39 | 39 |
| POLAND | 340 | 1 329 | 492 | 1 560 | 271 | 841 |
| CZECHOSLOVA | 2 540 | 7 700 | 1 344 | 4 121 | 742 | 2 227 |
| HUNGARY | 411 | 950 | 705 | 1 608 | 389 | 871 |
| RUMANIA | 15 | 1 291 | 25 | 2 377 | 14 | 1 272 |
| USA | 67 | 225 | 620 | 1 226 | 341 | 661 |
| SINGAPORE | 2 525 | 7 641 | 7 707 | 23 488 | 4 248 | 12 643 |
| SOUTH KOREA | 6 109 | 24 154 | 7 340 | 29 104 | 4 042 | 15 727 |
| JAPAN | 8 402 | 23 396 | 25 704 | 71 194 | 14 172 | 38 472 |
| TAIWAN | 5 988 | 20 196 | 12 237 | 40 831 | 6 757 | 22 009 |
| HONG KONG | 427 | 2 684 | 886 | 5 603 | 484 | 3 001 |
| EXPORTS | 126 255 | 399 077 | 378 445 | 1 219 710 | 208 718 | 657 308 |
| FRANCE | 9 110 | 25 884 | 28 646 | 83 292 | 15 816 | 44 903 |
| BELGIUM LUX | 7 887 | 30 220 | 22 069 | 87 988 | 12 192 | 47 327 |
| NETHERLANDS | 16 713 | 46 459 | 45 699 | 126 684 | 25 219 | 68 435 |
| ITALY | 31 937 | 143 630 | 100 863 | 445 709 | 55 646 | 239 595 |
| UNTD KINGDOM | 4 471 | 14 374 | 15 288 | 49 049 | 8 418 | 26 398 |
| IRISH REP | 828 | 1 792 | 2 413 | 5 398 | 1 326 | 2 922 |
| DENMARK | 1 991 | 5 950 | 5 304 | 15 301 | 2 934 | 8 265 |
| ICELAND | 224 | 414 | 624 | 1 181 | 343 | 639 |
| NORWAY | 1 648 | 3 990 | 4 292 | 10 391 | 2 376 | 5 624 |
| SWEDEN | 5 509 | 12 724 | 14 702 | 34 529 | 8 097 | 18 657 |
| FINLAND | 564 | 1 026 | 1 414 | 2 424 | 782 | 1 322 |
| SWITZERLAND | 8 197 | 22 270 | 25 573 | 71 263 | 14 137 | 38 510 |
| AUSTRIA | 9 609 | 18 587 | 25 922 | 50 760 | 14 317 | 27 571 |
| PORTUGAL | 124 | 229 | 407 | 790 | 224 | 428 |
| SPAIN | 230 | 1 778 | 853 | 6 882 | 469 | 3 674 |
| ANDORRA | 10 | 236 | 46 | 860 | 25 | 459 |

6 IMPORTS AND EXPORTS (SPECIAL TRADE) BY GROUPS OF THE SITC AND BY COUNTRIES OF PRODUCTION AND CONSUMPTION 1979

| GROUP COUNTRY | DT = 100 KG | | 1 000 DM | | 1 000 \$ | |
|------------------|-------------|----------|-----------|----------|-----------|----------|
| | JULY/SEPT | JAN/SEPT | JULY/SEPT | JAN/SEPT | JULY/SEPT | JAN/SEPT |
| GIBRALTAR | 19 | 45 | 65 | 155 | 36 | 85 |
| MALTA | 34 | 107 | 64 | 172 | 34 | 91 |
| YUGOSLAVIA | 1 312 | 6 558 | 6 375 | 29 250 | 3 522 | 15 750 |
| GREECE | 556 | 1 093 | 2 221 | 4 360 | 1 226 | 2 362 |
| TURKEY | 340 | 712 | 1 358 | 2 664 | 748 | 1 445 |
| USSR | 5 | 19 | 26 | 208 | 13 | 109 |
| POLAND | 21 | 39 | 143 | 223 | 80 | 122 |
| CZECHOSLOVAKIA | 153 | 262 | 720 | 1 125 | 398 | 617 |
| HUNGARY | 32 | 82 | 140 | 466 | 76 | 250 |
| RUMANIA | 4 | 26 | 21 | 75 | 11 | 41 |
| BULGARIA | 3 | 20 | 14 | 94 | 8 | 51 |
| CANARY IS | 1 116 | 3 153 | 3 427 | 9 479 | 1 886 | 5 111 |
| MOROCCO | 33 | 314 | 115 | 1 242 | 64 | 667 |
| CEUTA MEL | 107 | 343 | 329 | 1 074 | 179 | 577 |
| ALGERIA | 1 449 | 1 459 | 1 714 | 1 757 | 942 | 965 |
| TUNISIA | 89 | 95 | 323 | 356 | 176 | 194 |
| LIBYA | 2 909 | 5 915 | 10 620 | 22 003 | 5 852 | 11 942 |
| EGYPT | 58 | 233 | 189 | 791 | 102 | 421 |
| NIGER | 3 | 6 | 30 | 61 | 17 | 33 |
| LIBERIA | | 30 | 1 | 108 | 1 | 58 |
| IVORY COAST | 8 | 39 | 21 | 120 | 11 | 63 |
| NIGERIA | 9 | 18 | 40 | 90 | 22 | 48 |
| CAMEROON | 9 | 16 | 40 | 73 | 22 | 40 |
| GABON | 2 | 24 | 8 | 87 | 4 | 47 |
| ZAIRE | 16 | 29 | 295 | 359 | 162 | 196 |
| KENYA | 58 | 146 | 199 | 486 | 109 | 262 |
| UGANDA | 2 | 30 | 5 | 120 | 3 | 64 |
| REUNION | 118 | 420 | 231 | 1 073 | 128 | 576 |
| MAURITIUS | | 54 | | 133 | | 71 |
| USA | 607 | 1 459 | 2 018 | 4 755 | 1 109 | 2 570 |
| GUADELOUPE | | 38 | | 139 | | 75 |
| MARTINIQUE | 10 | 42 | 21 | 108 | 12 | 60 |
| ECUADOR | | 1 | | 78 | | 42 |
| ARGENTINA | 71 | 89 | 329 | 440 | 181 | 240 |
| CYPRUS | 1 306 | 1 790 | 3 606 | 4 948 | 1 985 | 2 701 |
| LEBANON | 1 026 | 2 172 | 2 420 | 4 813 | 1 333 | 2 606 |
| SYRIA | 2 | 127 | 11 | 173 | 6 | 92 |
| IRAQ | 3 344 | 6 183 | 9 084 | 18 750 | 4 983 | 10 118 |
| IRAN | 49 | 161 | 270 | 2 054 | 149 | 1 086 |
| ISRAEL | 5 959 | 15 528 | 15 904 | 41 201 | 8 744 | 22 184 |
| JORDAN | 371 | 918 | 1 098 | 2 757 | 604 | 1 491 |
| SAUDI ARABIA | 599 | 1 658 | 2 293 | 6 763 | 1 264 | 3 645 |
| KUWAIT | 167 | 1 144 | 665 | 4 203 | 367 | 2 264 |
| BAHRAIN | 30 | 114 | 121 | 432 | 67 | 232 |
| QATAR | 6 | 144 | 30 | 551 | 17 | 296 |
| ARAB EMIRAT | 186 | 553 | 661 | 1 939 | 366 | 1 042 |
| OMAN | 34 | 94 | 93 | 424 | 51 | 226 |
| NORTH YEMEN | 8 | 32 | 31 | 149 | 17 | 79 |
| AFGHANISTAN | 1 | 17 | 18 | 64 | 10 | 34 |
| PAKISTAN | 10 | 16 | 35 | 64 | 18 | 34 |
| SRI LANKA | 155 | 236 | 476 | 709 | 263 | 388 |
| THAILAND | 6 | 62 | 23 | 196 | 13 | 106 |
| INDONESIA | 192 | 352 | 740 | 1 292 | 405 | 699 |
| MALAYSIA | 414 | 1 409 | 1 537 | 5 138 | 849 | 2 765 |
| SINGAPORE | 1 607 | 4 820 | 5 436 | 16 999 | 2 991 | 9 157 |
| JAPAN | 21 | 40 | 127 | 239 | 71 | 131 |
| HONG KONG | 2 392 | 8 575 | 7 897 | 27 882 | 4 331 | 15 019 |
| AUSTRALIA | 117 | 218 | 372 | 678 | 205 | 367 |
| NEW CALEDON | 18 | 72 | 67 | 295 | 36 | 157 |
| FR POLYNESIA | | 35 | | 118 | | 64 |

762 RADIO BROADCAST RECEIVERS

| IMPORTS | 64 797 | 185 719 | 215 173 | 616 036 | 118 615 | 332 598 |
|----------------|--------|---------|---------|---------|---------|---------|
| FRANCE | 699 | 2 001 | 6 449 | 19 809 | 3 548 | 10 674 |
| BELGIUM LUX | 2 855 | 5 981 | 11 023 | 21 527 | 6 086 | 11 687 |
| NETHERLANDS | 1 281 | 4 106 | 6 241 | 23 700 | 3 432 | 12 771 |
| ITALY | 1 077 | 3 146 | 2 990 | 8 689 | 1 658 | 4 703 |
| UNITED KINGDOM | 1 490 | 4 328 | 7 370 | 20 686 | 4 064 | 11 167 |
| IRISH REP | 909 | 2 685 | 1 491 | 4 174 | 825 | 2 262 |
| DENMARK | 237 | 925 | 1 145 | 4 120 | 629 | 2 217 |
| NORWAY | 52 | 57 | 258 | 293 | 144 | 162 |
| SWEDEN | 246 | 608 | 2 173 | 4 630 | 1 208 | 2 521 |
| FINLAND | 305 | 406 | 911 | 1 486 | 503 | 807 |
| SWITZERLAND | 156 | 478 | 1 236 | 3 910 | 682 | 2 112 |
| AUSTRIA | 637 | 1 055 | 3 964 | 6 351 | 2 183 | 3 451 |
| PORTUGAL | 1 725 | 5 106 | 8 761 | 24 925 | 4 820 | 13 438 |
| SPAIN | | 111 | 1 | 718 | 1 | 385 |
| MALTA | | 503 | | 1 655 | | 891 |
| POLAND | 1 218 | 2 891 | 3 765 | 9 463 | 2 071 | 5 107 |
| USA | 121 | 295 | 780 | 1 517 | 433 | 827 |
| CANADA | 610 | 2 542 | 2 749 | 10 992 | 1 518 | 5 907 |
| BRAZIL | 293 | 801 | 2 136 | 5 954 | 1 176 | 3 215 |
| THAILAND | 21 | 61 | 43 | 134 | 24 | 73 |
| MALAYSIA | 478 | 1 687 | 1 260 | 4 569 | 697 | 2 467 |
| SINGAPORE | 1 845 | 4 784 | 4 437 | 11 744 | 2 444 | 6 343 |
| PHILIPPINES | 12 | 249 | 38 | 591 | 20 | 313 |
| P REP CHINA | | 72 | | 97 | | 53 |
| SOUTH KOREA | 4 352 | 16 047 | 10 967 | 37 419 | 6 031 | 20 184 |
| JAPAN | 27 090 | 74 591 | 93 285 | 268 157 | 51 439 | 144 776 |
| TAIWAN | 7 611 | 21 241 | 17 798 | 48 074 | 9 813 | 25 959 |

6 IMPORTS AND EXPORTS (SPECIAL TRADE) BY GROUPS OF THE SITC AND BY COUNTRIES OF PRODUCTION AND CONSUMPTION 1979

| GROUP COUNTRY | DT = 100 KG | | 1 000 DM | | 1 000 \$ | |
|------------------|-------------|----------|-----------|----------|-----------|----------|
| | JULY/SEPT | JAN/SEPT | JULY/SEPT | JAN/SEPT | JULY/SEPT | JAN/SEPT |
| HONG KONG | 9 461 | 28 924 | 23 860 | 70 565 | 13 144 | 38 083 |
| EXPORTS | 21 844 | 71 247 | 112 217 | 386 671 | 61 877 | 208 384 |
| FRANCE | 4 279 | 14 123 | 19 077 | 73 691 | 10 530 | 39 701 |
| BELGIUM LUX | 2 604 | 8 720 | 9 970 | 36 259 | 5 498 | 19 529 |
| NETHERLANDS | 4 092 | 13 321 | 18 259 | 60 012 | 10 061 | 32 316 |
| ITALY | 2 097 | 9 878 | 12 052 | 52 733 | 6 661 | 28 448 |
| UNTD KINGDOM | 1 153 | 2 767 | 7 101 | 18 283 | 3 915 | 9 887 |
| IRISH REP | 76 | 206 | 432 | 1 144 | 237 | 613 |
| DENMARK | 179 | 1 043 | 1 495 | 7 312 | 825 | 3 929 |
| ICELAND | 37 | 49 | 102 | 185 | 55 | 99 |
| NORWAY | 407 | 891 | 2 762 | 6 039 | 1 518 | 3 264 |
| SWEDEN | 383 | 1 179 | 2 281 | 8 658 | 1 265 | 4 669 |
| FINLAND | 87 | 319 | 679 | 3 103 | 376 | 1 666 |
| SWITZERLAND | 890 | 3 660 | 5 220 | 23 092 | 2 881 | 12 422 |
| AUSTRIA | 1 973 | 4 587 | 9 070 | 23 444 | 4 994 | 12 666 |
| PORTUGAL | 3 | 72 | 25 | 281 | 12 | 152 |
| SPAIN | 257 | 860 | 1 562 | 5 316 | 860 | 2 862 |
| ANDORRA | 802 | 1 694 | 3 915 | 9 025 | 2 144 | 4 868 |
| MALTA | 21 | 72 | 91 | 222 | 50 | 118 |
| YUGOSLAVIA | 214 | 776 | 1 209 | 4 912 | 668 | 2 639 |
| GREECE | 215 | 363 | 1 129 | 2 004 | 621 | 1 085 |
| TURKEY | 277 | 654 | 1 741 | 3 782 | 959 | 2 050 |
| USSR | 3 | 11 | 22 | 85 | 11 | 45 |
| POLAND | 60 | 97 | 214 | 371 | 115 | 199 |
| CZECHOSLOVA | 5 | 44 | 35 | 311 | 22 | 169 |
| HUNGARY | 16 | 39 | 110 | 266 | 61 | 147 |
| RUMANIA | 4 | 85 | 32 | 316 | 17 | 170 |
| CANARY IS | 110 | 349 | 599 | 1 951 | 330 | 1 050 |
| MOROCCO | 5 | 13 | 26 | 88 | 14 | 48 |
| CEUTA MEL | 10 | 124 | 103 | 646 | 58 | 351 |
| ALGERIA | 1 | 164 | 10 | 1 148 | 4 | 609 |
| LIBYA | 341 | 864 | 2 487 | 6 169 | 1 369 | 3 326 |
| EGYPT | 21 | 23 | 127 | 149 | 69 | 80 |
| LIBERIA | 1 | 5 | 9 | 56 | 6 | 32 |
| IVORY COAST | 3 | 18 | 47 | 192 | 27 | 106 |
| NIGERIA | 5 | 7 | 44 | 66 | 25 | 35 |
| CAMEROUN | 2 | 12 | 18 | 108 | 10 | 59 |
| GABON | 3 | 8 | 22 | 56 | 11 | 31 |
| ZAIRE | 1 | 5 | 14 | 66 | 8 | 36 |
| KENYA | 1 | 6 | 13 | 70 | 7 | 38 |
| MADAGASCAR | 2 | 8 | 53 | 124 | 28 | 65 |
| REUNION | 5 | 14 | 46 | 125 | 27 | 67 |
| REP S AFRICA | 23 | 31 | 391 | 535 | 215 | 291 |
| USA | 543 | 1 397 | 4 967 | 12 553 | 2 744 | 6 784 |
| CANADA | 56 | 292 | 388 | 2 171 | 213 | 1 166 |
| EL SALVADOR | 10 | 11 | 51 | 67 | 29 | 38 |
| PANAM EX CZ | 7 | 40 | 31 | 229 | 18 | 124 |
| MARTINIQUE | 3 | 11 | 17 | 54 | 11 | 31 |
| BRAZIL | 6 | 22 | 42 | 151 | 24 | 82 |
| CHILE | 29 | 97 | 265 | 529 | 145 | 287 |
| PARAGUAY | 5 | 24 | 45 | 181 | 26 | 97 |
| ARGENTINA | 26 | 66 | 241 | 638 | 133 | 343 |
| CYPRUS | 8 | 140 | 54 | 731 | 31 | 390 |
| LEBANON | 38 | 45 | 165 | 240 | 92 | 129 |
| IRAQ | 2 | 4 | 70 | 79 | 39 | 43 |
| IRAN | 5 | 12 | 60 | 126 | 32 | 68 |
| ISRAEL | 172 | 339 | 573 | 1 266 | 314 | 687 |
| JORDAN | 6 | 16 | 50 | 117 | 28 | 66 |
| SAUDI ARABIA | 53 | 333 | 425 | 2 600 | 235 | 1 394 |
| KUWAIT | 14 | 154 | 120 | 903 | 66 | 483 |
| BAHRAIN | 2 | 18 | 22 | 129 | 13 | 71 |
| QATAR | 4 | 29 | 32 | 259 | 17 | 138 |
| ARAB EMIRAT | 6 | 62 | 63 | 568 | 35 | 302 |
| OMAN | 5 | 17 | 61 | 171 | 33 | 92 |
| NORTH YEMEN | 4 | 14 | 34 | 105 | 18 | 56 |
| INDONESIA | 5 | 5 | 57 | 59 | 32 | 33 |
| SINGAPORE | 6 | 27 | 77 | 293 | 41 | 160 |
| JAPAN | 5 | 10 | 28 | 84 | 15 | 46 |
| TAIWAN | 20 | 247 | 94 | 1 279 | 52 | 683 |
| HONG KONG | 43 | 112 | 406 | 1 265 | 224 | 682 |
| AUSTRALIA | 67 | 443 | 880 | 6 361 | 484 | 3 409 |

763 SOUND RECORDRS,PHONOGRPH

| | | | | | | |
|--------------|--------|---------|---------|---------|---------|---------|
| IMPORTS | 54 411 | 155 125 | 201 399 | 577 026 | 111 022 | 311 562 |
| FRANCE | 1 815 | 4 457 | 4 730 | 12 070 | 2 618 | 6 554 |
| BELGIUM LUX | 1 989 | 2 373 | 8 232 | 11 073 | 4 537 | 6 055 |
| NETHERLANDS | 1 148 | 2 886 | 4 946 | 14 335 | 2 715 | 7 739 |
| ITALY | 2 759 | 9 784 | 4 395 | 15 955 | 2 427 | 8 600 |
| UNTD KINGDOM | 1 253 | 5 234 | 6 812 | 19 497 | 3 740 | 10 512 |
| DENMARK | 108 | 335 | 812 | 2 890 | 444 | 1 549 |
| NORWAY | 162 | 374 | 990 | 2 354 | 547 | 1 270 |
| SWEDEN | 33 | 217 | 324 | 1 717 | 177 | 925 |
| FINLAND | 10 | 30 | 56 | 153 | 31 | 83 |
| SWITZERLAND | 285 | 1 799 | 2 814 | 11 681 | 1 551 | 6 291 |
| AUSTRIA | 2 394 | 9 453 | 14 843 | 61 601 | 8 187 | 33 072 |
| SPAIN | 487 | 2 268 | 845 | 3 593 | 464 | 1 933 |
| MALTA | 310 | 726 | 742 | 1 808 | 411 | 977 |
| YUGOSLAVIA | 1 | 232 | 2 | 271 | 1 | 144 |

6 IMPORTS AND EXPORTS (SPECIAL TRADE) BY GROUPS OF THE SITC AND BY COUNTRIES OF PRODUCTION AND CONSUMPTION 1979

| GROUP COUNTRY | DT = 100 KG | | 1 000 DM | | 1 000 \$ | |
|------------------|-------------|----------|-----------|----------|-----------|----------|
| | JULY/SEPT | JAN/SEPT | JULY/SEPT | JAN/SEPT | JULY/SEPT | JAN/SEPT |
| POLAND | 1 030 | 3 480 | 3 025 | 5 399 | 1 678 | 2 946 |
| CZECHOSLOVAKIA | 57 | 334 | 25 | 168 | 14 | 90 |
| USA | 775 | 2 568 | 3 786 | 10 952 | 2 087 | 5 910 |
| ISRAEL | 26 | 26 | 874 | 874 | 478 | 478 |
| MALAYSIA | 27 | 38 | 107 | 164 | 59 | 89 |
| SINGAPORE | 1 921 | 3 680 | 4 812 | 8 396 | 2 656 | 4 567 |
| SOUTH KOREA | 2 007 | 4 569 | 5 951 | 12 919 | 3 284 | 7 010 |
| JAPAN | 34 286 | 95 408 | 128 649 | 366 940 | 70 918 | 198 187 |
| TAIWAN | 672 | 1 731 | 1 561 | 4 684 | 860 | 2 528 |
| HONG KONG | 849 | 3 104 | 2 041 | 7 400 | 1 124 | 3 981 |
| EXPORTS | 16 708 | 51 640 | 99 502 | 297 478 | 54 814 | 160 422 |
| FRANCE | 3 092 | 9 644 | 14 131 | 45 381 | 7 790 | 24 449 |
| BELGIUM LUX | 1 203 | 3 951 | 6 007 | 19 238 | 3 314 | 10 383 |
| NETHERLANDS | 2 232 | 6 272 | 11 726 | 33 991 | 6 462 | 18 358 |
| ITALY | 729 | 3 558 | 3 926 | 16 319 | 2 159 | 8 776 |
| UNTD KINGDOM | 1 681 | 5 148 | 10 322 | 30 473 | 5 691 | 16 434 |
| IRISH REP | 73 | 164 | 231 | 704 | 127 | 378 |
| DENMARK | 261 | 936 | 3 518 | 8 818 | 1 929 | 4 757 |
| NORWAY | 36 | 200 | 387 | 1 815 | 212 | 979 |
| SWEDEN | 356 | 1 298 | 3 899 | 11 431 | 2 140 | 6 163 |
| FINLAND | 121 | 397 | 1 105 | 3 126 | 607 | 1 686 |
| SWITZERLAND | 897 | 3 508 | 4 799 | 18 973 | 2 649 | 10 207 |
| AUSTRIA | 691 | 1 572 | 3 433 | 9 260 | 1 894 | 5 009 |
| PORTUGAL | 15 | 38 | 279 | 963 | 152 | 520 |
| SPAIN | 180 | 565 | 1 640 | 3 770 | 903 | 2 035 |
| ANDORRA | 40 | 146 | 197 | 674 | 107 | 364 |
| MALTA | 9 | 22 | 45 | 99 | 26 | 53 |
| YUGOSLAVIA | 327 | 852 | 2 534 | 6 588 | 1 393 | 3 557 |
| GREECE | 129 | 279 | 893 | 1 894 | 491 | 1 029 |
| TURKEY | 165 | 542 | 1 563 | 4 981 | 861 | 2 679 |
| USSR | 28 | 80 | 840 | 2 627 | 460 | 1 415 |
| POLAND | 5 | 38 | 31 | 2 007 | 15 | 1 064 |
| CZECHOSLOVAKIA | 66 | 100 | 698 | 1 109 | 386 | 605 |
| HUNGARY | 32 | 49 | 615 | 976 | 336 | 532 |
| ROMANIA | 6 | 13 | 94 | 161 | 54 | 90 |
| BULGARIA | 5 | 44 | 119 | 1 614 | 65 | 849 |
| CANARY IS | 22 | 63 | 103 | 303 | 56 | 164 |
| MOROCCO | 8 | 14 | 158 | 258 | 86 | 139 |
| CEUTA MEL | 5 | 22 | 34 | 101 | 18 | 54 |
| ALGERIA | 3 | 7 | 39 | 120 | 21 | 63 |
| TUNISIA | 5 | 20 | 85 | 1 110 | 46 | 598 |
| LIBYA | 20 | 200 | 575 | 1 517 | 314 | 815 |
| EGYPT | 8 | 18 | 168 | 338 | 93 | 183 |
| GHANA | | 1 | 11 | 78 | 6 | 39 |
| NIGERIA | 463 | 547 | 1 481 | 1 916 | 824 | 1 058 |
| CAMEROON | | 4 | 4 | 70 | 1 | 37 |
| ZAIRE | 19 | 21 | 283 | 331 | 155 | 182 |
| ANGOLA | 8 | 14 | 563 | 650 | 308 | 354 |
| TANZANIA | 252 | 394 | 597 | 1 022 | 327 | 556 |
| MADAGASCAR | 5 | 5 | 52 | 52 | 30 | 30 |
| REUNION | 14 | 28 | 52 | 218 | 28 | 116 |
| ZAMBIA | 8 | 10 | 153 | 213 | 84 | 116 |
| REP S AFRICA | 29 | 60 | 513 | 900 | 281 | 487 |
| USA | 2 099 | 6 751 | 7 730 | 24 246 | 4 264 | 13 058 |
| CANADA | 390 | 987 | 2 224 | 5 092 | 1 227 | 2 752 |
| MEXICO | 11 | 15 | 229 | 283 | 125 | 154 |
| PANAM EX CZ | 1 | 23 | 5 | 139 | 3 | 75 |
| CUBA | 5 | 5 | 186 | 197 | 102 | 108 |
| BAHAMAS | | 23 | | 141 | | 74 |
| MARTINIQUE | 6 | 15 | 29 | 60 | 17 | 33 |
| TRINIDAD TOB | 21 | 22 | 57 | 85 | 32 | 46 |
| VENEZUELA | 39 | 101 | 309 | 694 | 169 | 374 |
| PERU | 4 | 4 | 263 | 269 | 144 | 147 |
| BRAZIL | 1 | 23 | 86 | 1 430 | 49 | 771 |
| CHILE | 6 | 9 | 30 | 77 | 17 | 42 |
| PARAGUAY | 4 | 6 | 139 | 156 | 76 | 85 |
| URUGUAY | | 2 | 34 | 105 | 19 | 55 |
| ARGENTINA | 55 | 92 | 195 | 446 | 107 | 241 |
| CYPRUS | 8 | 27 | 32 | 155 | 16 | 83 |
| LEBANON | 4 | 13 | 33 | 134 | 18 | 70 |
| SYRIA | 10 | 28 | 63 | 431 | 35 | 232 |
| IRAQ | 1 | 18 | 116 | 483 | 63 | 262 |
| IRAN | 34 | 79 | 160 | 1 073 | 87 | 572 |
| ISRAEL | 99 | 134 | 527 | 953 | 288 | 510 |
| JORDAN | 8 | 36 | 102 | 785 | 56 | 422 |
| SAUDI ARABIA | 45 | 317 | 520 | 2 456 | 290 | 1 327 |
| KUWAIT | 129 | 500 | 1 955 | 5 339 | 1 070 | 2 883 |
| BAHRAIN | 3 | 9 | 61 | 111 | 34 | 61 |
| QATAR | 25 | 31 | 214 | 350 | 118 | 190 |
| ARAB EMIRAT | 6 | 26 | 60 | 161 | 34 | 88 |
| AFGHANISTAN | 1 | 11 | 19 | 572 | 11 | 303 |
| PAKISTAN | 1 | 4 | 7 | 110 | 5 | 60 |
| INDIA | 1 | 8 | 26 | 104 | 14 | 53 |
| INDONESIA | 59 | 61 | 2 997 | 3 243 | 1 669 | 1 799 |
| SINGAPORE | 23 | 62 | 359 | 932 | 197 | 502 |
| PHILIPPINES | | 5 | 1 | 119 | | 61 |
| P REP CHINA | 9 | 29 | 219 | 788 | 120 | 422 |
| NORTH KOREA | | 19 | 1 | 563 | | 299 |
| SOUTH KOREA | 11 | 51 | 85 | 249 | 47 | 135 |
| JAPAN | 119 | 536 | 876 | 2 843 | 481 | 1 528 |

6 IMPORTS AND EXPORTS (SPECIAL TRADE) BY GROUPS OF THE SITC AND BY COUNTRIES OF PRODUCTION AND CONSUMPTION 1979

| GROUP COUNTRY | DT = 100 KG | | 1 000 DM | | 1 000 \$ | |
|------------------------------|-------------|----------|-----------|-----------|-----------|-----------|
| | JULY/SEPT | JAN/SEPT | JULY/SEPT | JAN/SEPT | JULY/SEPT | JAN/SEPT |
| TAIWAN | 48 | 120 | 263 | 523 | 144 | 285 |
| HONG KONG | 61 | 127 | 401 | 758 | 221 | 409 |
| AUSTRALIA | 68 | 306 | 586 | 3 229 | 323 | 1 735 |
| NEW ZEALAND | 12 | 52 | 68 | 333 | 37 | 178 |
| 764 TELECOM EQPT,PTS,ACC NES | | | | | | |
| IMPORTS | 108 058 | 313 834 | 457 804 | 1 332 695 | 252 200 | 718 864 |
| FRANCE | 12 255 | 43 699 | 44 583 | 139 791 | 24 563 | 75 355 |
| BELGIUM LUX | 8 391 | 20 882 | 54 114 | 146 538 | 29 833 | 79 205 |
| NETHERLANDS | 6 332 | 21 375 | 51 696 | 174 082 | 28 464 | 93 720 |
| ITALY | 10 759 | 32 394 | 22 037 | 67 380 | 12 121 | 36 294 |
| UNITD KINGDOM | 5 227 | 15 352 | 25 194 | 76 904 | 13 865 | 41 420 |
| IRISH REP | 368 | 672 | 824 | 3 949 | 455 | 2 129 |
| DENMARK | 3 803 | 11 158 | 11 459 | 39 011 | 6 310 | 20 984 |
| NORWAY | 620 | 2 056 | 3 705 | 11 734 | 2 043 | 6 323 |
| SWEDEN | 586 | 2 137 | 8 157 | 20 679 | 4 495 | 11 175 |
| FINLAND | 303 | 855 | 769 | 2 325 | 426 | 1 254 |
| SWITZERLAND | 2 323 | 9 180 | 30 809 | 85 456 | 16 993 | 46 162 |
| AUSTRIA | 2 715 | 6 957 | 16 768 | 44 485 | 9 241 | 24 002 |
| PORTUGAL | 277 | 965 | 596 | 1 935 | 328 | 1 044 |
| SPAIN | 360 | 1 060 | 3 109 | 8 836 | 1 704 | 4 766 |
| MALTA | 24 | 97 | 213 | 974 | 117 | 525 |
| YUGOSLAVIA | 1 363 | 3 575 | 2 878 | 6 936 | 1 586 | 3 751 |
| GREECE | 383 | 1 371 | 2 912 | 10 119 | 1 603 | 5 448 |
| USSR | | 490 | 6 | 148 | 3 | 78 |
| POLAND | 454 | 1 535 | 608 | 2 201 | 335 | 1 182 |
| CZECHOSLOVA | 297 | 919 | 402 | 1 322 | 222 | 711 |
| HUNGARY | 946 | 3 363 | 1 127 | 3 927 | 620 | 2 114 |
| RUMANIA | 5 | 12 | 40 | 74 | 23 | 42 |
| BULGARIA | 8 | 43 | 13 | 78 | 7 | 42 |
| EGYPT | 1 | 5 | 34 | 191 | 18 | 102 |
| REP S AFRICA | 2 | 26 | 29 | 130 | 16 | 71 |
| USA | 6 644 | 19 190 | 48 503 | 132 220 | 26 692 | 71 304 |
| CANADA | 20 | 51 | 521 | 1 573 | 289 | 847 |
| MEXICO | 30 | 78 | 426 | 999 | 236 | 542 |
| BERMUDA | 2 | 2 | 87 | 87 | 48 | 48 |
| ECUADOR | | 13 | | 61 | | 34 |
| BRAZIL | 81 | 97 | 1 746 | 2 451 | 960 | 1 338 |
| ARGENTINA | 1 | 1 | 91 | 109 | 50 | 59 |
| SYRIA | 1 | 12 | 107 | 294 | 59 | 159 |
| IRAQ | | 5 | 57 | 432 | 31 | 230 |
| IRAN | 4 | 5 | 47 | 78 | 26 | 44 |
| ISRAEL | 1 | 98 | 205 | 539 | 112 | 291 |
| JORDAN | 2 | 3 | 152 | 439 | 83 | 236 |
| SAUDI ARABIA | 2 | 11 | 1 217 | 2 855 | 669 | 1 540 |
| KUWAIT | 1 | 4 | 238 | 566 | 131 | 304 |
| PAKISTAN | 5 | 21 | 203 | 943 | 111 | 511 |
| INDIA | 116 | 349 | 229 | 790 | 126 | 425 |
| THAILAND | 1 | 68 | 11 | 63 | 5 | 33 |
| MALAYSIA | 38 | 82 | 349 | 672 | 196 | 367 |
| SINGAPORE | 652 | 888 | 4 724 | 6 228 | 2 607 | 3 412 |
| PHILIPPINES | 1 | 2 | 80 | 83 | 44 | 45 |
| SOUTH KOREA | 1 985 | 6 038 | 4 002 | 12 225 | 2 208 | 6 597 |
| JAPAN | 34 709 | 89 402 | 88 689 | 251 385 | 48 880 | 135 830 |
| TAIWAN | 4 901 | 13 863 | 19 925 | 55 317 | 10 977 | 29 830 |
| HONG KONG | 1 054 | 3 268 | 3 931 | 12 241 | 2 167 | 6 598 |
| AUSTRALIA | | 14 | 14 | 250 | 9 | 133 |
| EXPORTS | 134 170 | 412 268 | 917 145 | 2 598 519 | 505 053 | 1 401 491 |
| FRANCE | 13 559 | 47 616 | 65 548 | 199 054 | 36 157 | 107 423 |
| BELGIUM LUX | 11 382 | 36 885 | 53 423 | 183 159 | 29 419 | 98 560 |
| NETHERLANDS | 11 132 | 34 350 | 70 637 | 217 952 | 38 887 | 117 475 |
| ITALY | 9 685 | 37 443 | 56 740 | 192 579 | 31 261 | 103 696 |
| UNITD KINGDOM | 7 110 | 20 491 | 36 995 | 107 047 | 20 387 | 57 755 |
| IRISH REP | 259 | 890 | 2 401 | 5 583 | 1 321 | 3 017 |
| DENMARK | 2 087 | 7 010 | 16 625 | 55 247 | 9 151 | 29 738 |
| ICELAND | 91 | 174 | 254 | 695 | 140 | 374 |
| NORWAY | 1 977 | 11 506 | 14 525 | 37 973 | 8 012 | 20 500 |
| SWEDEN | 1 930 | 5 805 | 12 422 | 39 394 | 6 843 | 21 248 |
| FINLAND | 1 140 | 3 028 | 9 322 | 25 832 | 5 139 | 13 951 |
| SWITZERLAND | 5 867 | 18 037 | 34 189 | 100 493 | 18 850 | 54 263 |
| AUSTRIA | 10 914 | 40 614 | 57 431 | 193 101 | 31 614 | 103 972 |
| PORTUGAL | 5 186 | 16 097 | 18 550 | 60 238 | 10 251 | 32 494 |
| SPAIN | 2 667 | 9 455 | 15 322 | 52 018 | 8 446 | 28 018 |
| ANDORRA | 36 | 88 | 119 | 307 | 68 | 169 |
| MALTA | 108 | 221 | 479 | 2 462 | 264 | 1 325 |
| YUGOSLAVIA | 1 352 | 4 932 | 10 570 | 31 856 | 5 817 | 17 172 |
| GREECE | 3 293 | 10 604 | 20 298 | 61 775 | 11 171 | 33 267 |
| TURKEY | 1 062 | 1 974 | 10 564 | 21 400 | 5 833 | 11 588 |
| USSR | 354 | 461 | 5 232 | 8 037 | 2 878 | 4 376 |
| POLAND | 523 | 2 080 | 5 722 | 14 407 | 3 141 | 7 773 |
| CZECHOSLOVA | 83 | 203 | 916 | 3 187 | 502 | 1 714 |
| HUNGARY | 321 | 1 154 | 2 777 | 7 891 | 1 521 | 4 245 |
| RUMANIA | 101 | 309 | 1 152 | 3 134 | 633 | 1 687 |
| BULGARIA | 114 | 208 | 1 525 | 3 418 | 844 | 1 852 |
| CANARY IS | 44 | 208 | 302 | 895 | 163 | 477 |
| MOROCCO | 122 | 508 | 1 089 | 7 172 | 598 | 3 831 |
| CEUTA MEL | 15 | 149 | 32 | 302 | 18 | 160 |
| ALGERIA | 3 810 | 10 735 | 14 486 | 41 540 | 7 963 | 22 335 |

6 IMPORTS AND EXPORTS (SPECIAL TRADE) BY GROUPS OF THE SITC AND BY COUNTRIES OF PRODUCTION AND CONSUMPTION 1979

| GROUP COUNTRY | DT = 100 KG | | 1 000 DM | | 1 000 \$ | |
|------------------|-------------|----------|-----------|----------|-----------|----------|
| | JULY/SEPT | JAN/SEPT | JULY/SEPT | JAN/SEPT | JULY/SEPT | JAN/SEPT |
| TUNISIA | 370 | 2 213 | 3 313 | 12 352 | 1 825 | 6 623 |
| LIBYA | 4 399 | 9 834 | 18 163 | 63 412 | 9 961 | 34 094 |
| EGYPT | 902 | 2 246 | 13 083 | 24 428 | 7 190 | 13 231 |
| SUDAN | 5 | 77 | 64 | 680 | 35 | 363 |
| MAURITANIA | | 35 | 2 | 788 | 1 | 425 |
| MALI | 4 | 35 | 24 | 334 | 13 | 182 |
| NIGER | 4 | 12 | 67 | 298 | 37 | 158 |
| SENEGAL | 14 | 41 | 248 | 680 | 136 | 367 |
| GAMBIA | 4 | 4 | 102 | 102 | 57 | 57 |
| REP GUINEA | | 13 | | 122 | | 66 |
| SIERRA LEONE | | 17 | 15 | 301 | 7 | 158 |
| LIBERIA | 24 | 159 | 341 | 3 702 | 188 | 1 959 |
| IVORY COAST | 16 | 39 | 201 | 470 | 112 | 255 |
| GHANA | | 60 | 35 | 217 | 19 | 117 |
| TOGO | 5 | 22 | 26 | 284 | 14 | 150 |
| BENIN | | 5 | 13 | 140 | 7 | 73 |
| NIGERIA | 482 | 1 058 | 11 427 | 19 471 | 6 342 | 10 630 |
| CAMEROUN | 6 | 26 | 67 | 408 | 37 | 219 |
| EQUAT GUINEA | 2 | 77 | 10 | 810 | 5 | 433 |
| S TOME PRINC | | 15 | 21 | 178 | 11 | 95 |
| GABON | 2 | 41 | 5 | 468 | 2 | 253 |
| CONGO | | 1 | | 67 | | 36 |
| ZAIRE | 62 | 199 | 1 652 | 3 916 | 911 | 2 115 |
| RWANDA | 2 | 12 | 6 | 78 | 4 | 43 |
| BURUNDI | 9 | 30 | 157 | 641 | 87 | 344 |
| ANGOLA | 4 | 20 | 161 | 404 | 89 | 219 |
| ETHIOPIA | 3 | 4 | 50 | 95 | 26 | 51 |
| KENYA | 8 | 56 | 216 | 2 248 | 116 | 1 207 |
| UGANDA | 1 | 6 | 105 | 146 | 57 | 78 |
| TANZANIA | 19 | 48 | 2 326 | 4 693 | 1 274 | 2 529 |
| REUNION | 9 | 30 | 38 | 135 | 21 | 69 |
| ZAMBIA | 16 | 42 | 195 | 694 | 105 | 373 |
| MALAWI | | | 10 | 96 | 4 | 49 |
| REP S AFRICA | 1 652 | 4 333 | 28 053 | 64 799 | 15 459 | 35 030 |
| BOTSWANA | 25 | 26 | 335 | 390 | 187 | 215 |
| USA | 1 826 | 5 729 | 17 415 | 54 634 | 9 584 | 29 448 |
| CANADA | 321 | 740 | 1 844 | 5 607 | 1 018 | 3 026 |
| MEXICO | 580 | 1 848 | 4 298 | 12 696 | 2 381 | 6 859 |
| BERMUDA | 7 | 8 | 175 | 198 | 96 | 108 |
| GUATEMALA | 27 | 127 | 168 | 618 | 91 | 328 |
| BELIZE | 7 | 8 | 120 | 154 | 65 | 83 |
| EL SALVADOR | 1 | 27 | 29 | 317 | 15 | 171 |
| NICARAGUA | 2 | 379 | 69 | 5 062 | 38 | 2 721 |
| COSTA RICA | 10 | 371 | 110 | 785 | 61 | 420 |
| PANAM EX CZ | 11 | 42 | 131 | 352 | 73 | 192 |
| CUBA | 5 | 5 | 53 | 59 | 29 | 32 |
| MARTINIQUE | 16 | 74 | 51 | 156 | 30 | 85 |
| JAMAICA | 1 | 1 | 55 | 55 | 31 | 31 |
| NETH ANTILL | 10 | 29 | 71 | 178 | 39 | 96 |
| COLOMBIA | 945 | 1 809 | 4 564 | 9 367 | 2 510 | 5 083 |
| VENEZUELA | 433 | 1 290 | 3 976 | 13 437 | 2 188 | 7 210 |
| SURINAM | 12 | 13 | 82 | 117 | 46 | 65 |
| ECUADOR | 60 | 191 | 780 | 3 312 | 428 | 1 784 |
| PERU | 48 | 107 | 612 | 1 726 | 337 | 927 |
| BRAZIL | 380 | 1 335 | 9 240 | 28 329 | 5 108 | 15 258 |
| CHILE | 100 | 238 | 1 066 | 2 947 | 586 | 1 585 |
| BOLIVIA | 39 | 53 | 602 | 717 | 329 | 392 |
| PARAGUAY | 319 | 691 | 2 388 | 5 436 | 1 308 | 2 944 |
| URUGUAY | 58 | 143 | 480 | 1 402 | 265 | 753 |
| ARGENTINA | 3 207 | 5 135 | 48 132 | 73 263 | 26 456 | 39 848 |
| CYPRUS | 54 | 170 | 808 | 2 031 | 446 | 1 092 |
| LEBANON | 498 | 834 | 1 062 | 2 398 | 586 | 1 297 |
| SYRIA | 1 718 | 3 510 | 14 633 | 30 659 | 8 053 | 16 604 |
| IRAQ | 42 | 203 | 2 675 | 7 140 | 1 478 | 3 852 |
| IRAN | 2 237 | 6 165 | 14 178 | 64 028 | 7 813 | 34 317 |
| ISRAEL | 759 | 1 745 | 11 663 | 22 726 | 6 420 | 12 320 |
| JORDAN | 131 | 355 | 1 396 | 3 184 | 770 | 1 727 |
| SAUDI ARABIA | 730 | 2 519 | 12 430 | 36 363 | 6 820 | 19 653 |
| KUWAIT | 3 225 | 4 136 | 5 139 | 11 618 | 2 835 | 6 287 |
| BAHRAIN | 27 | 202 | 464 | 3 149 | 255 | 1 682 |
| QATAR | 33 | 167 | 1 159 | 2 921 | 634 | 1 572 |
| ARAB EMIRAT | 142 | 351 | 893 | 3 047 | 490 | 1 634 |
| OMAN | 78 | 306 | 1 044 | 3 307 | 576 | 1 772 |
| NORTH YEMEN | 49 | 425 | 421 | 3 154 | 230 | 1 683 |
| SOUTH YEMEN | 1 | 14 | 29 | 283 | 16 | 149 |
| AFGHANISTAN | 228 | 886 | 2 287 | 6 099 | 1 259 | 3 277 |
| PAKISTAN | 1 080 | 1 937 | 34 700 | 59 958 | 19 028 | 32 465 |
| INDIA | 8 | 240 | 227 | 2 053 | 125 | 1 110 |
| BANGLADESH | 421 | 802 | 2 164 | 6 463 | 1 194 | 3 482 |
| SRI LANKA | 5 | 26 | 84 | 274 | 47 | 145 |
| NEPAL | 2 | 4 | 44 | 119 | 25 | 66 |
| BURMA | 1 | 64 | 10 | 1 312 | 6 | 709 |
| THAILAND | 133 | 380 | 1 050 | 3 551 | 574 | 1 904 |
| INDONESIA | 120 | 697 | 2 551 | 9 901 | 1 399 | 5 339 |
| MALAYSIA | 2 530 | 4 232 | 22 475 | 36 523 | 12 434 | 19 891 |
| BRUNEI | 14 | 15 | 402 | 449 | 220 | 243 |
| SINGAPORE | 2 230 | 4 239 | 11 542 | 22 755 | 6 354 | 12 307 |
| PHILIPPINES | 456 | 1 424 | 4 716 | 12 085 | 2 607 | 6 544 |
| P REP CHINA | 47 | 148 | 1 081 | 4 142 | 595 | 2 220 |
| NORTH KOREA | 4 | 26 | 345 | 977 | 190 | 532 |
| SOUTH KOREA | 725 | 1 771 | 10 716 | 26 818 | 5 895 | 14 497 |
| JAPAN | 399 | 834 | 2 798 | 6 493 | 1 543 | 3 511 |

6 IMPORTS AND EXPORTS (SPECIAL TRADE) BY GROUPS OF THE SITC AND BY COUNTRIES OF PRODUCTION AND CONSUMPTION 1979

| GROUP COUNTRY | DT = 100 KG | | 1 000 DM | | 1 000 \$ | |
|------------------------------|-------------|----------|-----------|----------|-----------|----------|
| | JULY/SEPT | JAN/SEPT | JULY/SEPT | JAN/SEPT | JULY/SEPT | JAN/SEPT |
| TAIWAN | 1 099 | 2 912 | 10 392 | 25 020 | 5 731 | 13 541 |
| HONG KONG | 1 676 | 3 902 | 16 583 | 42 337 | 9 093 | 22 804 |
| AUSTRALIA | 376 | 1 962 | 7 775 | 26 920 | 4 282 | 14 487 |
| NEW ZEALAND | 20 | 26 | 114 | 264 | 66 | 145 |
| FR POLYNESIA | 16 | 30 | 25 | 73 | 15 | 39 |
| 771 ELECTRIC POWER MACHY NES | | | | | | |
| IMPORTS | 73 202 | 220 201 | 102 284 | 304 846 | 56 339 | 164 297 |
| FRANCE | 13 384 | 44 033 | 15 049 | 44 929 | 8 283 | 24 198 |
| BELGIUM LUX | 14 167 | 40 294 | 13 394 | 32 650 | 7 398 | 17 672 |
| NETHERLANDS | 8 878 | 28 459 | 6 494 | 24 213 | 3 575 | 12 993 |
| ITALY | 6 641 | 13 906 | 4 778 | 10 902 | 2 628 | 5 895 |
| UNTD KINGDOM | 1 786 | 4 552 | 6 925 | 17 114 | 3 812 | 9 238 |
| IRISH REP | 23 | 112 | 177 | 990 | 99 | 530 |
| DENMARK | 157 | 694 | 572 | 2 296 | 320 | 1 238 |
| NORWAY | 34 | 271 | 134 | 544 | 74 | 296 |
| SWEDEN | 901 | 3 630 | 1 344 | 5 109 | 741 | 2 750 |
| FINLAND | 1 748 | 4 823 | 1 301 | 3 271 | 717 | 1 766 |
| SWITZERLAND | 5 135 | 12 374 | 9 333 | 24 087 | 5 132 | 13 000 |
| AUSTRIA | 4 990 | 19 339 | 12 668 | 46 471 | 6 984 | 25 009 |
| PORTUGAL | 506 | 1 875 | 775 | 2 950 | 427 | 1 586 |
| SPAIN | 2 872 | 9 636 | 3 159 | 10 684 | 1 741 | 5 758 |
| MALTA | 14 | 72 | 87 | 463 | 48 | 249 |
| YUGOSLAVIA | 3 683 | 13 096 | 1 291 | 4 330 | 710 | 2 325 |
| GREECE | 93 | 294 | 174 | 512 | 95 | 278 |
| TURKEY | 8 | 115 | 6 | 242 | 3 | 129 |
| USSR | 1 871 | 2 132 | 549 | 630 | 301 | 345 |
| POLAND | 817 | 1 515 | 620 | 1 248 | 343 | 679 |
| HUNGARY | 226 | 884 | 421 | 1 469 | 233 | 794 |
| RUMANIA | 1 | 63 | 5 | 806 | 2 | 428 |
| BULGARIA | 29 | 95 | 280 | 1 083 | 154 | 583 |
| CANARY IS | | 32 | | 76 | | 40 |
| TUNISIA | 13 | 28 | 104 | 211 | 58 | 114 |
| ETHIOPIA | 93 | 93 | 82 | 82 | 45 | 45 |
| USA | 2 257 | 8 608 | 15 129 | 44 583 | 8 331 | 24 032 |
| CANADA | 670 | 1 871 | 1 230 | 3 161 | 677 | 1 707 |
| MEXICO | | 3 | 33 | 75 | 19 | 41 |
| BRAZIL | 1 | 5 | 85 | 106 | 45 | 54 |
| ISRAEL | 59 | 649 | 304 | 1 104 | 166 | 594 |
| SAUDI ARABIA | 15 | 509 | 24 | 564 | 13 | 296 |
| INDIA | 71 | 197 | 146 | 375 | 79 | 200 |
| SINGAPORE | 225 | 342 | 346 | 994 | 189 | 534 |
| SOUTH KOREA | 10 | 25 | 20 | 72 | 10 | 36 |
| JAPAN | 1 200 | 3 760 | 4 022 | 11 888 | 2 215 | 6 409 |
| TAIWAN | 237 | 757 | 450 | 1 529 | 245 | 823 |
| HONG KONG | 277 | 794 | 690 | 2 790 | 381 | 1 502 |
| EXPORTS | 161 328 | 552 347 | 273 789 | 911 969 | 150 706 | 491 014 |
| FRANCE | 9 477 | 33 504 | 25 746 | 110 640 | 14 172 | 59 455 |
| BELGIUM LUX | 9 897 | 31 508 | 11 685 | 39 069 | 6 435 | 21 039 |
| NETHERLANDS | 15 430 | 52 136 | 18 973 | 61 495 | 10 452 | 33 144 |
| ITALY | 7 966 | 24 284 | 30 099 | 88 520 | 16 580 | 47 706 |
| UNTD KINGDOM | 8 511 | 25 617 | 30 971 | 92 272 | 17 038 | 49 709 |
| IRISH REP | 344 | 1 081 | 521 | 2 302 | 290 | 1 234 |
| DENMARK | 4 646 | 16 560 | 3 845 | 18 568 | 2 119 | 9 906 |
| ICELAND | 1 351 | 1 555 | 1 308 | 1 476 | 727 | 817 |
| NORWAY | 1 434 | 4 014 | 2 173 | 6 236 | 1 199 | 3 371 |
| SWEDEN | 6 884 | 18 748 | 13 643 | 39 326 | 7 517 | 21 199 |
| FINLAND | 1 142 | 2 566 | 2 981 | 7 290 | 1 647 | 3 948 |
| SWITZERLAND | 7 386 | 19 724 | 14 145 | 37 986 | 7 792 | 20 497 |
| AUSTRIA | 9 035 | 25 337 | 14 557 | 41 234 | 8 026 | 22 240 |
| PORTUGAL | 1 900 | 7 740 | 2 100 | 7 347 | 1 151 | 3 952 |
| SPAIN | 3 575 | 10 463 | 7 854 | 22 844 | 4 319 | 12 313 |
| MALTA | 6 | 200 | 19 | 81 | 11 | 43 |
| YUGOSLAVIA | 1 191 | 4 431 | 2 723 | 9 094 | 1 498 | 4 900 |
| GREECE | 689 | 2 016 | 1 019 | 2 627 | 561 | 1 422 |
| TURKEY | 381 | 916 | 331 | 995 | 181 | 541 |
| USSR | 224 | 442 | 517 | 1 377 | 288 | 746 |
| POLAND | 156 | 1 087 | 436 | 1 993 | 238 | 1 069 |
| CZECHOSLOVA | 95 | 143 | 328 | 678 | 181 | 366 |
| HUNGARY | 549 | 1 961 | 1 654 | 4 830 | 907 | 2 599 |
| RUMANIA | 254 | 782 | 775 | 3 164 | 427 | 1 707 |
| BULGARIA | 36 | 104 | 495 | 1 582 | 273 | 857 |
| MOROCCO | 1 | 23 | 11 | 97 | 8 | 53 |
| ALGERIA | 4 020 | 8 696 | 2 180 | 8 436 | 1 197 | 4 553 |
| TUNISIA | 41 | 188 | 283 | 976 | 155 | 526 |
| LIBYA | 1 507 | 4 214 | 1 009 | 5 751 | 552 | 3 062 |
| EGYPT | 575 | 7 681 | 711 | 9 274 | 390 | 4 995 |
| SUDAN | 17 | 223 | 18 | 297 | 10 | 156 |
| MALI | | 518 | 1 | 278 | | 147 |
| LIBERIA | 39 | 116 | 41 | 176 | 22 | 94 |
| GHANA | | 19 | 1 | 61 | 1 | 33 |
| NIGERIA | 1 265 | 2 619 | 1 723 | 3 356 | 945 | 1 822 |
| ZAIRE | 5 | 4 405 | 14 | 4 280 | 8 | 2 298 |
| RWANDA | | 33 | | 88 | | 48 |
| ANGOLA | 97 | 188 | 289 | 402 | 157 | 218 |
| ETHIOPIA | 808 | 2 227 | 484 | 1 363 | 265 | 728 |
| KENYA | 32 | 225 | 91 | 215 | 49 | 115 |
| TANZANIA | 47 | 90 | 76 | 169 | 43 | 94 |

6 IMPORTS AND EXPORTS (SPECIAL TRADE) BY GROUPS OF THE SITC AND BY COUNTRIES OF PRODUCTION AND CONSUMPTION 1979

| GROUP COUNTRY | DT = 100 KG | | 1 000 DM | | 1 000 \$ | |
|------------------|-------------|----------|-----------|----------|-----------|----------|
| | JULY/SEPT | JAN/SEPT | JULY/SEPT | JAN/SEPT | JULY/SEPT | JAN/SEPT |
| ZAMBIA | 4 | 111 | 24 | 99 | 14 | 54 |
| REP S AFRICA | 688 | 4 936 | 2 098 | 9 844 | 1 157 | 5 307 |
| USA | 5 147 | 10 662 | 10 604 | 25 070 | 5 844 | 13 568 |
| CANADA | 401 | 1 375 | 1 403 | 3 925 | 767 | 2 111 |
| MEXICO | 80 | 393 | 259 | 1 064 | 142 | 572 |
| GUATEMALA | 71 | 165 | 78 | 300 | 42 | 162 |
| NICARAGUA | | 36 | 1 | 186 | | 97 |
| COSTA RICA | 152 | 187 | 709 | 835 | 389 | 455 |
| REP HAITI | 371 | 371 | 468 | 469 | 261 | 261 |
| COLOMBIA | 269 | 313 | 368 | 664 | 203 | 359 |
| VENEZUELA | 1 049 | 4 507 | 1 877 | 5 195 | 1 038 | 2 805 |
| ECUADOR | 38 | 72 | 162 | 228 | 89 | 126 |
| PERU | 38 | 156 | 85 | 358 | 46 | 191 |
| BRAZIL | 616 | 1 392 | 2 894 | 6 729 | 1 590 | 3 626 |
| CHILE | 17 | 130 | 96 | 309 | 55 | 171 |
| PARAGUAY | 101 | 101 | 97 | 97 | 53 | 53 |
| URUGUAY | 4 | 90 | 56 | 373 | 31 | 199 |
| ARGENTINA | 419 | 3 532 | 1 966 | 5 804 | 1 088 | 3 150 |
| CYPRUS | 1 | 23 | 9 | 87 | 4 | 49 |
| LEBANON | 14 | 79 | 42 | 95 | 23 | 51 |
| SYRIA | 650 | 1 922 | 1 112 | 1 624 | 611 | 884 |
| IRAQ | 1 822 | 2 006 | 2 409 | 2 696 | 1 319 | 1 470 |
| IRAN | 8 864 | 23 947 | 11 655 | 25 845 | 6 376 | 13 938 |
| ISRAEL | 818 | 1 988 | 1 028 | 2 445 | 567 | 1 325 |
| JORDAN | 1 325 | 1 358 | 1 614 | 1 665 | 887 | 916 |
| SAUDI ARABIA | 21 375 | 119 333 | 19 320 | 113 907 | 10 632 | 61 023 |
| KUWAIT | 2 371 | 6 286 | 1 543 | 5 268 | 859 | 2 869 |
| BAHRAIN | 11 | 1 033 | 46 | 375 | 25 | 203 |
| QATAR | 2 | 1 669 | 19 | 1 865 | 9 | 1 007 |
| ARAB EMIRAT | 751 | 5 618 | 906 | 5 436 | 502 | 2 931 |
| OMAN | 7 | 2 210 | 26 | 1 184 | 15 | 621 |
| NORTH YEMEN | 120 | 638 | 165 | 594 | 91 | 321 |
| SOUTH YEMEN | 112 | 112 | 82 | 82 | 45 | 45 |
| AFGHANISTAN | 65 | 129 | 71 | 147 | 39 | 79 |
| PAKISTAN | 32 | 452 | 180 | 2 512 | 101 | 1 351 |
| INDIA | 517 | 1 251 | 1 506 | 5 700 | 830 | 3 064 |
| BANGLADESH | 60 | 449 | 131 | 1 085 | 72 | 581 |
| SRI LANKA | 2 | 50 | 16 | 183 | 8 | 99 |
| THAILAND | 4 231 | 7 816 | 2 685 | 6 632 | 1 471 | 3 556 |
| INDONESIA | 2 046 | 6 990 | 1 436 | 5 500 | 790 | 2 958 |
| MALAYSIA | 681 | 2 432 | 420 | 1 989 | 227 | 1 069 |
| SINGAPORE | 3 239 | 10 944 | 4 153 | 10 494 | 2 282 | 5 678 |
| PHILIPPINES | 326 | 1 026 | 530 | 1 564 | 291 | 840 |
| P REP CHINA | | 263 | | 999 | | 537 |
| NORTH KOREA | 16 | 23 | 42 | 91 | 23 | 49 |
| SOUTH KOREA | 139 | 953 | 586 | 2 735 | 324 | 1 470 |
| JAPAN | 37 | 130 | 212 | 701 | 117 | 381 |
| TAIWAN | 292 | 1 710 | 781 | 3 572 | 429 | 1 914 |
| HONG KONG | 290 | 837 | 387 | 1 075 | 215 | 581 |
| MACAO | | 341 | | 180 | | 95 |
| AUSTRALIA | 465 | 1 106 | 1 220 | 3 106 | 672 | 1 676 |
| NEW ZEALAND | 95 | 109 | 155 | 175 | 84 | 95 |

772 SWITCHGEAR ETC & PTS NES

| IMPORTS | 91 144 | 260 018 | 479 601 | 1 385 354 | 264 004 | 746 913 |
|----------------|--------|---------|---------|-----------|---------|---------|
| FRANCE | 15 911 | 45 046 | 69 572 | 205 715 | 38 287 | 110 888 |
| BELGIUM LUX | 4 698 | 14 596 | 36 925 | 106 035 | 20 326 | 57 168 |
| NETHERLANDS | 9 888 | 29 743 | 46 735 | 131 733 | 25 776 | 71 083 |
| ITALY | 6 861 | 27 362 | 22 811 | 69 080 | 12 568 | 37 246 |
| UNITED KINGDOM | 3 887 | 11 197 | 29 101 | 83 975 | 16 021 | 45 268 |
| IRISH REP | 345 | 972 | 2 822 | 10 054 | 1 552 | 5 425 |
| DENMARK | 956 | 2 879 | 4 740 | 14 537 | 2 604 | 7 828 |
| NORWAY | 1 082 | 2 884 | 2 962 | 8 482 | 1 632 | 4 572 |
| SWEDEN | 2 051 | 6 051 | 6 120 | 17 943 | 3 364 | 9 681 |
| FINLAND | 184 | 624 | 381 | 1 260 | 205 | 667 |
| SWITZERLAND | 9 270 | 22 384 | 76 313 | 209 371 | 42 001 | 112 962 |
| AUSTRIA | 5 895 | 15 774 | 32 608 | 86 816 | 17 951 | 46 856 |
| PORTUGAL | 1 693 | 4 579 | 10 252 | 27 533 | 5 630 | 14 838 |
| SPAIN | 1 249 | 4 840 | 4 887 | 18 672 | 2 692 | 10 052 |
| ANDORRA | 6 | 14 | 676 | 1 386 | 371 | 749 |
| MALTA | 41 | 256 | 207 | 959 | 113 | 514 |
| YUGOSLAVIA | 1 919 | 6 761 | 2 585 | 9 127 | 1 422 | 4 903 |
| GREECE | 1 515 | 4 516 | 3 820 | 11 164 | 2 098 | 6 011 |
| USSR | | 94 | | 134 | | 72 |
| POLAND | 1 582 | 3 502 | 1 949 | 5 924 | 1 078 | 3 198 |
| CZECHOSLOVAKIA | 106 | 327 | 82 | 274 | 43 | 148 |
| HUNGARY | 1 150 | 3 648 | 1 969 | 5 328 | 1 087 | 2 874 |
| RUMANIA | 97 | 252 | 137 | 387 | 75 | 208 |
| BULGARIA | 232 | 1 013 | 1 103 | 4 734 | 609 | 2 542 |
| TUNISIA | 603 | 1 853 | 2 520 | 8 498 | 1 385 | 4 570 |
| REP S AFRICA | 2 | 33 | 23 | 125 | 13 | 67 |
| USA | 9 760 | 26 284 | 75 099 | 219 554 | 41 312 | 118 307 |
| CANADA | 134 | 709 | 671 | 2 182 | 371 | 1 167 |
| MEXICO | 75 | 204 | 608 | 1 668 | 336 | 905 |
| COSTA RICA | 72 | 173 | 340 | 796 | 188 | 431 |
| BRAZIL | 161 | 493 | 955 | 3 203 | 528 | 1 728 |
| ARGENTINA | 8 | 9 | 51 | 79 | 29 | 41 |
| ISRAEL | 101 | 323 | 399 | 1 850 | 222 | 997 |
| INDIA | 50 | 144 | 275 | 808 | 153 | 440 |
| MALAYSIA | 266 | 777 | 1 981 | 6 303 | 1 085 | 3 389 |

6 IMPORTS AND EXPORTS (SPECIAL TRADE) BY GROUPS OF THE SITC AND BY COUNTRIES OF PRODUCTION AND CONSUMPTION 1979

| GROUP COUNTRY | DT = 100 KG | | 1 000 DM | | 1 000 \$ | |
|------------------|-------------|----------|-----------|-----------|-----------|-----------|
| | JULY/SEPT | JAN/SEPT | JULY/SEPT | JAN/SEPT | JULY/SEPT | JAN/SEPT |
| SINGAPORE | 1 791 | 4 220 | 8 037 | 22 956 | 4 438 | 12 398 |
| SOUTH KOREA | 190 | 255 | 667 | 1 059 | 368 | 575 |
| JAPAN | 4 728 | 12 704 | 27 650 | 80 393 | 15 210 | 43 342 |
| TAIWAN | 392 | 1 435 | 965 | 3 514 | 533 | 1 885 |
| HONG KONG | 102 | 316 | 322 | 971 | 175 | 518 |
| AUSTRALIA | 55 | 97 | 91 | 280 | 49 | 144 |
| EXPORTS | 256 114 | 786 270 | 1 132 727 | 3 534 849 | 623 440 | 1 904 785 |
| FRANCE | 17 082 | 57 213 | 106 549 | 384 244 | 58 678 | 206 851 |
| BELGIUM LUX | 16 306 | 50 058 | 60 454 | 188 450 | 33 281 | 101 551 |
| NETHERLANDS | 27 738 | 85 550 | 101 880 | 304 807 | 56 089 | 164 338 |
| ITALY | 17 237 | 50 880 | 97 478 | 291 624 | 53 659 | 157 122 |
| UNTD KINGDOM | 12 483 | 34 742 | 74 137 | 248 483 | 40 823 | 133 682 |
| IRISH REP | 2 018 | 6 580 | 5 009 | 14 944 | 2 755 | 8 059 |
| DENMARK | 6 190 | 18 090 | 29 639 | 88 748 | 16 314 | 47 864 |
| ICELAND | 243 | 657 | 884 | 2 433 | 491 | 1 325 |
| NORWAY | 5 184 | 15 502 | 22 940 | 64 526 | 12 621 | 34 797 |
| SWEDEN | 12 284 | 40 718 | 56 285 | 178 212 | 31 023 | 96 064 |
| FINLAND | 2 605 | 7 820 | 13 667 | 40 594 | 7 514 | 21 865 |
| SWITZERLAND | 11 808 | 32 390 | 64 559 | 186 505 | 35 543 | 100 569 |
| AUSTRIA | 17 989 | 55 462 | 75 577 | 229 710 | 41 617 | 123 859 |
| PORTUGAL | 2 595 | 6 843 | 11 165 | 29 951 | 6 146 | 16 181 |
| SPAIN | 6 213 | 17 790 | 26 098 | 77 510 | 14 364 | 41 775 |
| ANDORRA | 8 | 13 | 40 | 92 | 22 | 46 |
| MALTA | 165 | 372 | 510 | 1 195 | 284 | 645 |
| YUGOSLAVIA | 3 185 | 9 977 | 18 805 | 59 787 | 10 355 | 32 214 |
| GREECE | 3 516 | 9 972 | 11 063 | 32 043 | 6 092 | 17 275 |
| TURKEY | 695 | 2 246 | 4 751 | 12 746 | 2 605 | 6 873 |
| USSR | 1 055 | 1 821 | 8 052 | 14 655 | 4 442 | 7 978 |
| POLAND | 1 038 | 2 486 | 7 956 | 21 528 | 4 370 | 11 620 |
| CZECHOSLOVAKIA | 360 | 1 108 | 3 678 | 9 235 | 2 033 | 4 997 |
| HUNGARY | 1 337 | 4 107 | 9 659 | 29 250 | 5 318 | 15 761 |
| RUMANIA | 457 | 1 840 | 4 324 | 14 126 | 2 382 | 7 626 |
| BULGARIA | 158 | 1 086 | 1 597 | 5 868 | 879 | 3 175 |
| ALBANIA | 1 | 9 | 12 | 75 | 7 | 40 |
| CANARY IS | 42 | 169 | 228 | 926 | 125 | 495 |
| MOROCCO | 120 | 418 | 435 | 1 319 | 242 | 712 |
| ALGERIA | 1 933 | 5 494 | 7 228 | 17 870 | 3 980 | 9 676 |
| TUNISIA | 1 003 | 4 125 | 3 097 | 11 026 | 1 708 | 5 917 |
| LIBYA | 4 088 | 15 615 | 11 897 | 34 975 | 6 537 | 18 807 |
| EGYPT | 2 653 | 9 133 | 8 052 | 28 170 | 4 419 | 15 196 |
| SUDAN | 111 | 466 | 391 | 1 322 | 218 | 709 |
| NIGER | 41 | 49 | 58 | 76 | 32 | 43 |
| SENEGAL | 5 | 25 | 36 | 147 | 20 | 79 |
| SIERRA LEONE | 264 | 271 | 1 033 | 1 050 | 565 | 573 |
| LIBERIA | 138 | 350 | 417 | 1 081 | 229 | 583 |
| IVORY COAST | 12 | 92 | 89 | 462 | 50 | 242 |
| GHANA | 6 | 53 | 37 | 231 | 19 | 123 |
| TOGO | 5 | 19 | 30 | 158 | 16 | 84 |
| NIGERIA | 3 346 | 6 557 | 9 559 | 17 506 | 5 234 | 9 510 |
| CAMEROON | 11 | 19 | 86 | 169 | 46 | 89 |
| GABON | 8 | 22 | 31 | 74 | 17 | 40 |
| ZAIRE | 43 | 84 | 145 | 294 | 80 | 159 |
| RWANDA | 53 | 86 | 107 | 237 | 58 | 125 |
| ANGOLA | 252 | 376 | 528 | 1 050 | 291 | 569 |
| ETHIOPIA | 149 | 716 | 563 | 2 253 | 308 | 1 218 |
| KENYA | 83 | 254 | 379 | 936 | 207 | 500 |
| TANZANIA | 31 | 424 | 110 | 1 123 | 60 | 600 |
| MOZAMBIQUE | 6 | 18 | 20 | 62 | 10 | 32 |
| MADAGASCAR | 16 | 49 | 89 | 239 | 47 | 126 |
| ZAMBIA | 24 | 74 | 74 | 558 | 40 | 295 |
| REP S AFRICA | 3 215 | 8 465 | 15 091 | 42 716 | 8 310 | 23 075 |
| BOTSWANA | 15 | 19 | 57 | 70 | 32 | 39 |
| USA | 5 532 | 14 736 | 37 109 | 101 803 | 20 449 | 54 946 |
| CANADA | 1 212 | 3 989 | 6 460 | 19 148 | 3 562 | 10 328 |
| MEXICO | 2 250 | 3 631 | 9 606 | 18 175 | 5 281 | 9 857 |
| GUATEMALA | 217 | 295 | 629 | 1 019 | 347 | 558 |
| REP HONDURAS | 11 | 19 | 51 | 81 | 27 | 40 |
| EL SALVADOR | 73 | 166 | 341 | 720 | 185 | 389 |
| NICARAGUA | 4 | 53 | 11 | 288 | 5 | 150 |
| COSTA RICA | 83 | 217 | 484 | 1 275 | 267 | 686 |
| PANAM EX CZ | 1 | 6 | 58 | 73 | 32 | 40 |
| CUBA | 78 | 163 | 517 | 897 | 284 | 488 |
| REP HAITI | 130 | 249 | 728 | 820 | 397 | 447 |
| DOMINIC REP | 14 | 29 | 61 | 146 | 33 | 80 |
| TRINIDAD TOB | 24 | 46 | 57 | 148 | 33 | 79 |
| NETH ANTILL | 49 | 121 | 156 | 373 | 88 | 204 |
| COLOMBIA | 628 | 1 607 | 2 745 | 7 256 | 1 506 | 3 913 |
| VENEZUELA | 1 272 | 3 115 | 7 658 | 17 122 | 4 205 | 9 254 |
| SURINAM | 54 | 144 | 143 | 402 | 79 | 215 |
| ECUADOR | 92 | 318 | 405 | 1 048 | 225 | 570 |
| PERU | 183 | 419 | 921 | 2 640 | 505 | 1 418 |
| BRAZIL | 5 828 | 10 356 | 14 628 | 46 821 | 8 054 | 25 241 |
| CHILE | 429 | 1 103 | 2 222 | 5 641 | 1 216 | 3 044 |
| BOLIVIA | 42 | 154 | 185 | 770 | 99 | 408 |
| PARAGUAY | 39 | 153 | 135 | 460 | 74 | 243 |
| URUGUAY | 57 | 200 | 276 | 783 | 150 | 420 |
| ARGENTINA | 1 173 | 2 432 | 6 537 | 16 280 | 3 592 | 8 798 |
| CYPRUS | 59 | 210 | 241 | 751 | 132 | 398 |
| LEBANON | 250 | 689 | 808 | 2 232 | 442 | 1 202 |
| SYRIA | 299 | 1 022 | 1 207 | 4 000 | 662 | 2 142 |

6 IMPORTS AND EXPORTS (SPECIAL TRADE) BY GROUPS OF THE SITC AND BY COUNTRIES OF PRODUCTION AND CONSUMPTION 1979

| GROUP COUNTRY | DT = 100 KG | | 1 000 DM | | 1 000 \$ | |
|------------------|-------------|----------|-----------|----------|-----------|----------|
| | JULY/SEPT | JAN/SEPT | JULY/SEPT | JAN/SEPT | JULY/SEPT | JAN/SEPT |
| IRAQ | 2 214 | 4 685 | 6 101 | 15 994 | 3 357 | 8 657 |
| IRAN | 1 962 | 6 199 | 7 189 | 37 183 | 3 950 | 19 917 |
| ISRAEL | 2 352 | 5 819 | 9 143 | 24 555 | 5 025 | 13 255 |
| JORDAN | 459 | 2 328 | 2 058 | 9 083 | 1 131 | 4 899 |
| SAUDI ARABIA | 19 341 | 76 420 | 49 060 | 204 417 | 26 965 | 110 030 |
| KUWAIT | 4 437 | 9 250 | 13 084 | 27 469 | 7 181 | 14 844 |
| BAHRAIN | 363 | 669 | 1 346 | 2 351 | 735 | 1 273 |
| QATAR | 50 | 892 | 251 | 3 305 | 138 | 1 778 |
| ARAB EMIRAT | 1 198 | 14 922 | 3 395 | 30 919 | 1 870 | 16 588 |
| OMAN | 671 | 705 | 600 | 780 | 329 | 424 |
| NORTH YEMEN | 97 | 550 | 248 | 1 507 | 136 | 814 |
| AFGHANISTAN | 397 | 526 | 1 114 | 1 412 | 611 | 770 |
| PAKISTAN | 317 | 1 299 | 2 117 | 6 730 | 1 163 | 3 636 |
| INDIA | 603 | 1 980 | 5 058 | 16 059 | 2 780 | 8 663 |
| BANGLADESH | 260 | 738 | 1 057 | 3 732 | 581 | 2 019 |
| SRI LANKA | 10 | 431 | 50 | 862 | 30 | 456 |
| BURMA | 28 | 54 | 141 | 215 | 78 | 118 |
| THAILAND | 514 | 3 768 | 1 980 | 17 570 | 1 087 | 9 365 |
| LAOS | 18 | 18 | 57 | 61 | 32 | 34 |
| INDONESIA | 864 | 2 905 | 2 290 | 8 320 | 1 260 | 4 477 |
| MALAYSIA | 619 | 1 585 | 3 512 | 8 041 | 1 934 | 4 350 |
| BRUNEI | 6 | 19 | 60 | 200 | 31 | 102 |
| SINGAPORE | 3 594 | 9 209 | 13 857 | 35 230 | 7 622 | 19 019 |
| PHILIPPINES | 303 | 847 | 1 911 | 4 472 | 1 048 | 2 410 |
| P REP CHINA | 105 | 261 | 852 | 2 052 | 470 | 1 111 |
| NORTH KOREA | 6 | 6 | 23 | 55 | 13 | 31 |
| SOUTH KOREA | 808 | 5 239 | 4 571 | 31 378 | 2 517 | 16 732 |
| JAPAN | 1 049 | 3 094 | 8 529 | 26 765 | 4 704 | 14 421 |
| TAIWAN | 575 | 2 877 | 2 342 | 9 143 | 1 289 | 4 928 |
| HONG KONG | 2 058 | 3 601 | 6 063 | 10 499 | 3 331 | 5 689 |
| AUSTRALIA | 2 976 | 10 506 | 12 938 | 43 476 | 7 108 | 23 364 |
| NEW ZEALAND | 88 | 267 | 442 | 1 585 | 247 | 852 |

773 ELECTR DISTRIBUTING MACH

| IMPORTS | 154 004 | 473 705 | 117 109 | 351 232 | 64 471 | 189 300 |
|---------------|---------|-----------|---------|---------|---------|---------|
| FRANCE | 25 211 | 83 272 | 16 238 | 53 295 | 8 933 | 28 690 |
| BELGIUM LUX | 27 970 | 77 790 | 14 446 | 39 772 | 7 960 | 21 457 |
| NETHERLANDS | 16 476 | 59 901 | 9 885 | 32 521 | 5 452 | 17 528 |
| ITALY | 22 543 | 79 494 | 12 877 | 40 849 | 7 084 | 22 013 |
| UNITD KINGDOM | 3 760 | 10 150 | 10 601 | 25 684 | 5 835 | 13 874 |
| IRISH REP | 1 732 | 5 507 | 3 868 | 12 251 | 2 134 | 6 606 |
| DENMARK | 531 | 1 487 | 585 | 1 867 | 320 | 1 002 |
| NORWAY | 344 | 1 123 | 412 | 1 056 | 226 | 565 |
| SWEDEN | 5 648 | 16 916 | 2 824 | 7 889 | 1 557 | 4 253 |
| FINLAND | 3 287 | 7 573 | 1 207 | 2 716 | 666 | 1 463 |
| SWITZERLAND | 4 240 | 11 863 | 6 360 | 19 050 | 3 498 | 10 266 |
| AUSTRIA | 12 533 | 42 478 | 9 962 | 29 578 | 5 481 | 15 957 |
| PORTUGAL | 3 339 | 10 380 | 2 703 | 8 557 | 1 488 | 4 611 |
| SPAIN | 1 275 | 4 280 | 2 689 | 9 935 | 1 481 | 5 347 |
| YUGOSLAVIA | 4 098 | 12 418 | 2 541 | 9 378 | 1 405 | 5 053 |
| GREECE | 175 | 253 | 458 | 1 628 | 251 | 873 |
| POLAND | 145 | 1 259 | 125 | 660 | 72 | 357 |
| CZECHOSLOVA | 10 289 | 23 685 | 2 029 | 4 839 | 1 115 | 2 607 |
| HUNGARY | 9 | 64 | 163 | 326 | 91 | 178 |
| RUMANIA | 2 338 | 3 199 | 711 | 967 | 390 | 527 |
| TUNISIA | 969 | 3 064 | 1 081 | 3 143 | 595 | 1 699 |
| MADAGASCAR | 1 | 6 | 24 | 72 | 14 | 39 |
| REP S AFRICA | | 62 | 2 | 59 | 1 | 31 |
| USA | 3 791 | 9 901 | 11 365 | 34 217 | 6 255 | 18 416 |
| CANADA | 7 | 300 | 112 | 567 | 63 | 308 |
| BRAZIL | 818 | 837 | 480 | 936 | 263 | 507 |
| ISRAEL | 42 | 102 | 199 | 488 | 110 | 261 |
| INDIA | 11 | 30 | 34 | 112 | 18 | 58 |
| JAPAN | 1 251 | 3 457 | 2 242 | 6 600 | 1 234 | 3 565 |
| TAIWAN | 695 | 1 792 | 538 | 1 295 | 295 | 699 |
| HONG KONG | 136 | 372 | 137 | 360 | 73 | 190 |
| AUSTRALIA | 299 | 591 | 101 | 390 | 52 | 206 |
| EXPORTS | 408 927 | 1 352 707 | 298 346 | 938 677 | 164 349 | 505 932 |
| FRANCE | 22 541 | 78 752 | 20 792 | 66 829 | 11 459 | 35 996 |
| BELGIUM LUX | 30 605 | 90 439 | 25 097 | 77 077 | 13 838 | 41 557 |
| NETHERLANDS | 69 839 | 223 167 | 45 491 | 144 358 | 25 051 | 77 775 |
| ITALY | 8 610 | 24 529 | 9 650 | 28 263 | 5 314 | 15 241 |
| UNITD KINGDOM | 7 157 | 28 042 | 10 603 | 33 833 | 5 832 | 18 214 |
| IRISH REP | 3 487 | 10 186 | 2 907 | 7 648 | 1 598 | 4 124 |
| DENMARK | 14 707 | 40 615 | 11 233 | 28 609 | 6 192 | 15 456 |
| ICELAND | 963 | 1 503 | 451 | 788 | 248 | 429 |
| NORWAY | 2 424 | 7 617 | 2 461 | 7 209 | 1 356 | 3 888 |
| SWEDEN | 11 845 | 34 288 | 9 973 | 28 477 | 5 494 | 15 352 |
| FINLAND | 1 209 | 3 496 | 1 412 | 4 128 | 776 | 2 225 |
| SWITZERLAND | 12 166 | 36 685 | 12 552 | 38 000 | 6 914 | 20 483 |
| AUSTRIA | 23 900 | 73 022 | 17 304 | 51 709 | 9 523 | 27 869 |
| PORTUGAL | 1 458 | 5 095 | 1 000 | 3 324 | 554 | 1 792 |
| SPAIN | 2 462 | 5 659 | 2 256 | 7 980 | 1 242 | 4 310 |
| MALTA | 132 | 295 | 103 | 282 | 58 | 154 |
| YUGOSLAVIA | 1 382 | 4 905 | 1 905 | 6 577 | 1 047 | 3 533 |
| GREECE | 905 | 4 477 | 1 010 | 3 933 | 556 | 2 116 |
| TURKEY | 363 | 5 482 | 200 | 3 759 | 109 | 2 012 |
| USSR | 2 028 | 3 931 | 1 543 | 3 047 | 854 | 1 655 |

6 IMPORTS AND EXPORTS (SPECIAL TRADE) BY GROUPS OF THE SITC AND BY COUNTRIES OF PRODUCTION AND CONSUMPTION 1979

| GROUP COUNTRY | DT = 100 KG | | 1 000 DM | | 1 000 \$ | |
|------------------|-------------|----------|-----------|----------|-----------|----------|
| | JULY/SEPT | JAN/SEPT | JULY/SEPT | JAN/SEPT | JULY/SEPT | JAN/SEPT |
| POLAND | 3 718 | 8 197 | 1 663 | 4 996 | 911 | 2 686 |
| CZECHOSLOVA | 306 | 2 665 | 417 | 2 292 | 226 | 1 233 |
| HUNGARY | 2 406 | 4 612 | 2 282 | 5 769 | 1 261 | 3 117 |
| RUMANIA | 2 450 | 9 766 | 1 516 | 6 169 | 831 | 3 304 |
| BULGARIA | 241 | 1 066 | 450 | 1 211 | 250 | 653 |
| ALBANIA | 40 | 609 | 22 | 223 | 12 | 119 |
| MOROCCO | 34 | 585 | 25 | 348 | 13 | 186 |
| ALGERIA | 1 710 | 3 920 | 1 693 | 4 022 | 929 | 2 175 |
| TUNISIA | 873 | 2 490 | 604 | 1 505 | 332 | 815 |
| LIBYA | 9 357 | 16 725 | 9 735 | 16 003 | 5 356 | 8 705 |
| EGYPT | 9 142 | 25 624 | 6 744 | 15 605 | 3 731 | 8 440 |
| SUDAN | 17 | 148 | 29 | 166 | 18 | 92 |
| REP GUINEA | 8 | 210 | 4 | 93 | 2 | 50 |
| SIERRA LEONE | 12 | 118 | 8 | 171 | 5 | 91 |
| LIBERIA | 385 | 1 193 | 237 | 852 | 131 | 457 |
| TOGO | 20 | 126 | 17 | 83 | 10 | 46 |
| NIGERIA | 8 629 | 28 133 | 9 441 | 28 920 | 5 184 | 15 541 |
| ZAIRE | 43 | 218 | 99 | 236 | 55 | 129 |
| RWANDA | 93 | 258 | 61 | 127 | 35 | 70 |
| ANGOLA | 61 | 128 | 68 | 158 | 37 | 84 |
| ETHIOPIA | 67 | 1 812 | 54 | 792 | 31 | 424 |
| KENYA | 28 | 140 | 38 | 134 | 20 | 71 |
| TANZANIA | 84 | 280 | 67 | 236 | 36 | 126 |
| MADAGASCAR | 11 | 107 | 9 | 64 | 6 | 37 |
| REP S AFRICA | 2 306 | 10 218 | 2 538 | 8 667 | 1 398 | 4 657 |
| USA | 1 678 | 4 745 | 3 510 | 9 209 | 1 929 | 4 962 |
| CANADA | 278 | 504 | 360 | 745 | 199 | 404 |
| MEXICO | 355 | 874 | 968 | 1 751 | 533 | 948 |
| GUATEMALA | 177 | 326 | 107 | 195 | 59 | 106 |
| EL SALVADOR | 67 | 250 | 50 | 176 | 28 | 97 |
| NICARAGUA | 12 | 302 | 13 | 377 | 7 | 200 |
| COSTA RICA | 56 | 330 | 66 | 245 | 36 | 132 |
| CUBA | 7 | 7 | 103 | 104 | 57 | 58 |
| REP HAITI | 5 | 15 | 35 | 127 | 19 | 69 |
| DOMINIC REP | 21 | 34 | 53 | 69 | 29 | 37 |
| NETH ANTILL | 115 | 201 | 54 | 130 | 30 | 71 |
| COLOMBIA | 14 | 87 | 18 | 94 | 9 | 51 |
| VENEZUELA | 467 | 986 | 637 | 1 192 | 349 | 646 |
| ECUADOR | 18 | 152 | 24 | 190 | 13 | 101 |
| PERU | 66 | 197 | 111 | 243 | 59 | 129 |
| BRAZIL | 269 | 1 468 | 606 | 2 023 | 331 | 1 083 |
| CHILE | 140 | 329 | 125 | 310 | 69 | 168 |
| BOLIVIA | 171 | 414 | 163 | 846 | 89 | 447 |
| PARAGUAY | 207 | 296 | 96 | 204 | 52 | 111 |
| URUGUAY | 14 | 107 | 9 | 90 | 4 | 47 |
| ARGENTINA | 4 490 | 12 672 | 2 320 | 6 835 | 1 270 | 3 699 |
| CYPRUS | 48 | 77 | 39 | 68 | 23 | 37 |
| LEBANON | 1 385 | 1 537 | 748 | 902 | 411 | 494 |
| SYRIA | 367 | 2 900 | 186 | 809 | 102 | 430 |
| IRAQ | 7 123 | 12 907 | 4 299 | 6 958 | 2 362 | 3 779 |
| IRAN | 5 506 | 31 045 | 2 873 | 14 287 | 1 576 | 7 673 |
| ISRAEL | 4 451 | 11 280 | 2 545 | 6 614 | 1 401 | 3 577 |
| JORDAN | 603 | 2 723 | 425 | 1 415 | 235 | 764 |
| SAUDI ARABIA | 89 363 | 316 153 | 40 390 | 157 854 | 22 296 | 85 096 |
| KUWAIT | 2 737 | 4 340 | 1 910 | 4 964 | 1 056 | 2 669 |
| BAHRAIN | 2 | 9 575 | 18 | 3 028 | 10 | 1 621 |
| QATAR | 437 | 3 155 | 2 149 | 4 192 | 1 197 | 2 283 |
| ARAB EMIRAT | 10 805 | 54 071 | 4 934 | 22 519 | 2 715 | 12 085 |
| OMAN | 314 | 1 290 | 196 | 781 | 107 | 424 |
| NORTH YEMEN | 176 | 247 | 169 | 201 | 93 | 110 |
| AFGHANISTAN | 3 010 | 9 725 | 1 420 | 4 598 | 785 | 2 473 |
| PAKISTAN | 769 | 3 847 | 560 | 2 789 | 308 | 1 508 |
| INDIA | 497 | 3 051 | 599 | 2 472 | 330 | 1 332 |
| BANGLADESH | 8 | 992 | 11 | 624 | 6 | 334 |
| SRI LANKA | 15 | 258 | 11 | 188 | 6 | 100 |
| BURMA | 35 | 151 | 18 | 73 | 9 | 39 |
| THAILAND | 190 | 920 | 157 | 618 | 84 | 330 |
| INDONESIA | 1 949 | 5 962 | 1 084 | 3 646 | 598 | 1 975 |
| MALAYSIA | 3 560 | 17 002 | 1 982 | 5 768 | 1 095 | 3 111 |
| BRUNEI | 83 | 478 | 60 | 324 | 33 | 174 |
| SINGAPORE | 2 848 | 22 146 | 1 669 | 9 084 | 918 | 4 884 |
| PHILIPPINES | 11 | 102 | 32 | 825 | 17 | 444 |
| P REP CHINA | 224 | 585 | 216 | 754 | 118 | 407 |
| SOUTH KOREA | 1 185 | 4 387 | 1 326 | 3 832 | 727 | 2 065 |
| JAPAN | 55 | 335 | 176 | 1 058 | 97 | 567 |
| TAIWAN | 1 348 | 2 015 | 1 415 | 2 324 | 786 | 1 270 |
| HONG KONG | 459 | 1 815 | 592 | 2 503 | 325 | 1 340 |
| AUSTRALIA | 450 | 1 346 | 763 | 2 183 | 420 | 1 176 |
| NEW ZEALAND | 16 | 77 | 40 | 174 | 22 | 92 |

6 IMPORTS AND EXPORTS (SPECIAL TRADE) BY GROUPS OF THE SITC AND BY COUNTRIES OF PRODUCTION AND CONSUMPTION 1979

| GROUP COUNTRY | DT = 100 KG | | 1 000 DM | | 1 000 \$ | |
|------------------------------|-------------|----------|-----------|----------|-----------|----------|
| | JULY/SEPT | JAN/SEPT | JULY/SEPT | JAN/SEPT | JULY/SEPT | JAN/SEPT |
| 774 ELECTRO-MEDCL,XRAY EQUIP | | | | | | |
| IMPORTS | 10 202 | 31 984 | 119 792 | 351 653 | 65 938 | 189 617 |
| FRANCE | 495 | 1 850 | 8 145 | 29 824 | 4 480 | 16 031 |
| BELGIUM LUX | 996 | 3 452 | 7 654 | 27 600 | 4 219 | 14 876 |
| NETHERLANDS | 2 545 | 8 053 | 28 061 | 79 263 | 15 441 | 42 722 |
| ITALY | 711 | 2 249 | 4 059 | 14 419 | 2 236 | 7 769 |
| UNTD KINGDOM | 397 | 1 126 | 5 941 | 15 892 | 3 270 | 8 577 |
| IRISH REP | 7 | 16 | 147 | 264 | 83 | 145 |
| DENMARK | 73 | 204 | 1 817 | 4 632 | 1 000 | 2 493 |
| NORWAY | 2 | 9 | 78 | 197 | 42 | 106 |
| SWEDEN | 574 | 1 861 | 7 905 | 24 252 | 4 359 | 13 076 |
| FINLAND | 523 | 1 380 | 2 943 | 7 633 | 1 626 | 4 119 |
| SWITZERLAND | 549 | 1 219 | 10 023 | 22 281 | 5 518 | 12 066 |
| AUSTRIA | 424 | 1 325 | 3 814 | 10 786 | 2 101 | 5 822 |
| PORTUGAL | 1 | 64 | 3 | 94 | 2 | 49 |
| SPAIN | 108 | 273 | 275 | 818 | 151 | 440 |
| YUGOSLAVIA | 132 | 727 | 564 | 3 144 | 310 | 1 694 |
| HUNGARY | 21 | 276 | 129 | 1 146 | 71 | 614 |
| NIGERIA | | 9 | | 61 | | 33 |
| REP S AFRICA | 2 | 4 | 57 | 76 | 32 | 42 |
| USA | 2 042 | 5 819 | 32 598 | 92 352 | 17 941 | 49 844 |
| CANADA | 54 | 106 | 207 | 460 | 112 | 242 |
| ISRAEL | 67 | 171 | 1 224 | 3 253 | 676 | 1 768 |
| SAUDI ARABIA | | 14 | | 200 | | 108 |
| MALAYSIA | 12 | 301 | 37 | 688 | 20 | 369 |
| JAPAN | 429 | 1 412 | 3 464 | 11 309 | 1 899 | 6 073 |
| AUSTRALIA | 35 | 46 | 542 | 784 | 296 | 427 |
| EXPORTS | 24 921 | 68 536 | 291 716 | 788 007 | 160 662 | 425 537 |
| FRANCE | 1 767 | 5 480 | 20 926 | 64 478 | 11 520 | 34 754 |
| BELGIUM LUX | 1 344 | 3 819 | 20 254 | 50 553 | 11 153 | 27 305 |
| NETHERLANDS | 2 030 | 5 903 | 23 136 | 65 791 | 12 738 | 35 484 |
| ITALY | 926 | 2 785 | 11 063 | 33 197 | 6 095 | 17 874 |
| UNTD KINGDOM | 1 197 | 3 871 | 10 655 | 35 509 | 5 857 | 19 159 |
| IRISH REP | 60 | 107 | 795 | 1 317 | 437 | 718 |
| DENMARK | 548 | 1 193 | 6 767 | 15 598 | 3 730 | 8 437 |
| ICELAND | 5 | 32 | 114 | 279 | 61 | 148 |
| NORWAY | 128 | 418 | 1 691 | 5 294 | 936 | 2 864 |
| SWEDEN | 969 | 2 494 | 11 061 | 26 028 | 6 101 | 14 081 |
| FINLAND | 190 | 519 | 1 516 | 5 246 | 835 | 2 831 |
| SWITZERLAND | 1 049 | 2 919 | 11 597 | 32 874 | 6 386 | 17 730 |
| AUSTRIA | 835 | 2 349 | 9 036 | 27 029 | 4 971 | 14 568 |
| PORTUGAL | 89 | 251 | 1 056 | 2 906 | 582 | 1 568 |
| SPAIN | 428 | 1 172 | 3 671 | 11 173 | 2 025 | 6 013 |
| YUGOSLAVIA | 946 | 2 398 | 12 551 | 32 587 | 6 936 | 17 582 |
| GREECE | 353 | 747 | 5 431 | 8 617 | 2 994 | 4 695 |
| TURKEY | 99 | 191 | 507 | 1 530 | 278 | 824 |
| USSR | 341 | 658 | 5 597 | 10 170 | 3 100 | 5 536 |
| POLAND | 133 | 366 | 1 660 | 5 277 | 924 | 2 848 |
| CZECHOSLOVA | 198 | 309 | 4 299 | 6 395 | 2 377 | 3 497 |
| HUNGARY | 141 | 224 | 2 101 | 4 841 | 1 154 | 2 614 |
| RUMANIA | 576 | 891 | 4 718 | 8 322 | 2 610 | 4 527 |
| BULGARIA | 60 | 145 | 874 | 2 139 | 478 | 1 152 |
| ALBANIA | 14 | 14 | 105 | 105 | 57 | 57 |
| MOROCCO | 11 | 171 | 173 | 4 003 | 95 | 2 140 |
| ALGERIA | 16 | 123 | 364 | 2 026 | 199 | 1 084 |
| TUNISIA | | 9 | 23 | 216 | 13 | 116 |
| LIBYA | 87 | 245 | 2 545 | 5 915 | 1 399 | 3 210 |
| EGYPT | 17 | 228 | 324 | 3 537 | 179 | 1 897 |
| SUDAN | 11 | 126 | 209 | 1 471 | 115 | 784 |
| SENEGAL | 1 | 1 | 47 | 66 | 26 | 36 |
| LIBERIA | | 32 | 9 | 616 | 5 | 329 |
| GHANA | | 62 | 1 | 1 616 | | 870 |
| NIGERIA | 106 | 293 | 552 | 2 604 | 302 | 1 439 |
| ZAIRE | 1 | 17 | 95 | 279 | 52 | 150 |
| BURUNDI | 14 | 14 | 404 | 404 | 222 | 222 |
| ANGOLA | 9 | 9 | 197 | 204 | 108 | 112 |
| KENYA | 31 | 39 | 399 | 568 | 218 | 305 |
| TANZANIA | | 79 | 16 | 1 209 | 9 | 644 |
| ZAMBIA | | 7 | | 74 | | 40 |
| RHODESIA | 61 | 104 | 462 | 924 | 253 | 499 |
| MALAWI | 63 | 63 | 909 | 920 | 497 | 503 |
| REP S AFRICA | 350 | 899 | 3 533 | 10 342 | 1 947 | 5 590 |
| USA | 5 070 | 13 349 | 44 223 | 114 537 | 24 309 | 61 801 |
| CANADA | 535 | 991 | 4 629 | 9 400 | 2 544 | 5 085 |
| MEXICO | 436 | 577 | 4 870 | 7 773 | 2 673 | 4 220 |
| GUATEMALA | 78 | 79 | 585 | 620 | 320 | 338 |
| COSTA RICA | 3 | 16 | 103 | 288 | 57 | 157 |
| CUBA | 7 | 20 | 397 | 758 | 221 | 412 |
| COLOMBIA | 107 | 190 | 1 466 | 2 891 | 803 | 1 568 |
| VENEZUELA | 294 | 723 | 2 438 | 5 891 | 1 343 | 3 190 |
| SURINAM | 43 | 44 | 437 | 469 | 239 | 256 |
| ECUADOR | 39 | 284 | 540 | 3 936 | 301 | 2 116 |
| PERU | 6 | 6 | 42 | 66 | 22 | 35 |
| BRAZIL | 290 | 912 | 5 234 | 16 927 | 2 886 | 9 136 |
| CHILE | 20 | 87 | 474 | 1 632 | 263 | 882 |
| BOLIVIA | 14 | 108 | 139 | 1 378 | 77 | 731 |
| PARAGUAY | 7 | 64 | 191 | 827 | 105 | 447 |
| URUGUAY | 1 | 12 | 13 | 111 | 6 | 59 |

6 IMPORTS AND EXPORTS (SPECIAL TRADE) BY GROUPS OF THE SITC AND BY COUNTRIES OF PRODUCTION AND CONSUMPTION 1979

| GROUP COUNTRY | DT = 100 KG | | 1 000 DM | | 1 000 \$ | |
|------------------------------|-------------|-----------|-----------|-----------|-----------|-----------|
| | JULY/SEPT | JAN/SEPT | JULY/SEPT | JAN/SEPT | JULY/SEPT | JAN/SEPT |
| ARGENTINA | 198 | 508 | 3 280 | 7 954 | 1 813 | 4 296 |
| CYPRUS | 3 | 12 | 42 | 153 | 23 | 82 |
| LEBANON | 25 | 72 | 330 | 1 061 | 182 | 571 |
| SYRIA | 9 | 143 | 115 | 728 | 64 | 388 |
| IRAQ | 117 | 148 | 3 299 | 3 859 | 1 831 | 2 129 |
| IRAN | 130 | 213 | 1 991 | 2 885 | 1 092 | 1 570 |
| ISRAEL | 78 | 235 | 1 554 | 3 455 | 856 | 1 870 |
| JORDAN | 4 | 36 | 142 | 818 | 79 | 441 |
| SAUDI ARABIA | 158 | 1 478 | 3 998 | 21 124 | 2 218 | 11 438 |
| KUWAIT | 124 | 308 | 2 168 | 5 512 | 1 204 | 3 011 |
| BAHRAIN | | 3 | 7 | 78 | 3 | 41 |
| QATAR | 16 | 20 | 371 | 570 | 204 | 309 |
| ARAB EMIRA | 114 | 469 | 1 952 | 5 141 | 1 083 | 2 793 |
| OMAN | 4 | 9 | 69 | 277 | 39 | 151 |
| NORTH | 31 | 64 | 470 | 856 | 256 | 466 |
| PAKI | 45 | 177 | 913 | 2 787 | 502 | 1 504 |
| INDIA | 93 | 347 | 1 249 | 3 366 | 689 | 1 816 |
| BANGLADESH | 13 | 31 | 357 | 610 | 198 | 334 |
| THAILAND | 28 | 59 | 362 | 750 | 198 | 405 |
| VIETNAM | 6 | 22 | 102 | 348 | 56 | 188 |
| INDONESIA | 92 | 292 | 1 262 | 3 549 | 693 | 1 919 |
| MALAYSIA | 13 | 309 | 238 | 5 288 | 131 | 2 823 |
| SINGAPORE | 124 | 284 | 2 334 | 4 931 | 1 274 | 2 654 |
| PHILIPPINES | 3 | 29 | 188 | 394 | 104 | 214 |
| P REP CHINA | 341 | 461 | 3 839 | 6 275 | 2 105 | 3 406 |
| SOUTH KOREA | 81 | 128 | 1 305 | 2 264 | 714 | 1 222 |
| JAPAN | 680 | 2 731 | 9 485 | 32 679 | 5 224 | 17 652 |
| TAIWAN | 59 | 154 | 730 | 1 837 | 400 | 991 |
| HONG KONG | 6 | 29 | 177 | 559 | 95 | 301 |
| AUSTRALIA | 138 | 421 | 1 678 | 4 688 | 922 | 2 533 |
| NEW ZEALAND | 21 | 66 | 289 | 734 | 159 | 394 |
| 775 HOUSEHOLD TYPE EQUIP NES | | | | | | |
| IMPORTS | 409 240 | 1 236 371 | 318 045 | 984 633 | 175 012 | 530 467 |
| FRANCE | 55 081 | 198 496 | 56 677 | 215 066 | 31 217 | 115 657 |
| BELGIUM LUX | 6 250 | 18 754 | 7 590 | 21 669 | 4 181 | 11 676 |
| NETHERLANDS | 14 288 | 40 193 | 17 622 | 50 767 | 9 717 | 27 392 |
| ITALY | 194 241 | 563 172 | 113 058 | 329 465 | 62 120 | 177 637 |
| UNTD KINGDOM | 11 694 | 41 241 | 13 948 | 44 674 | 7 696 | 24 083 |
| IRISH REP | 7 783 | 20 531 | 15 491 | 40 395 | 8 525 | 21 792 |
| DENMARK | 2 639 | 9 493 | 1 987 | 7 150 | 1 094 | 3 854 |
| NORWAY | 580 | 1 685 | 763 | 1 971 | 420 | 1 068 |
| SWEDEN | 2 682 | 9 751 | 3 522 | 12 320 | 1 939 | 6 629 |
| FINLAND | 510 | 2 556 | 404 | 1 435 | 222 | 773 |
| SWITZERLAND | 7 238 | 20 670 | 14 355 | 42 685 | 7 905 | 23 021 |
| AUSTRIA | 30 855 | 76 350 | 23 198 | 65 231 | 12 787 | 35 212 |
| PORTUGAL | 203 | 383 | 166 | 341 | 101 | 182 |
| SPAIN | 3 623 | 11 654 | 2 639 | 7 948 | 1 453 | 4 285 |
| MALTA | 172 | 717 | 654 | 1 694 | 361 | 914 |
| YUGOSLAVIA | 36 850 | 117 278 | 14 671 | 47 889 | 8 064 | 25 777 |
| GREECE | 14 | 85 | 16 | 61 | 9 | 31 |
| USSR | 1 036 | 2 136 | 293 | 606 | 163 | 330 |
| POLAND | 1 552 | 5 013 | 943 | 3 033 | 519 | 1 638 |
| CZECHOSLOVA | 1 181 | 4 438 | 506 | 1 758 | 278 | 941 |
| HUNGARY | 15 589 | 46 403 | 6 355 | 19 873 | 3 503 | 10 704 |
| RUMANIA | 1 065 | 3 155 | 424 | 1 169 | 233 | 628 |
| BULGARIA | | 133 | | 78 | | 42 |
| REP S AFRICA | 12 | 27 | 13 | 81 | 8 | 43 |
| USA | 6 061 | 18 738 | 10 249 | 30 843 | 5 630 | 16 571 |
| CANADA | 1 | 85 | 25 | 182 | 13 | 97 |
| SINGAPORE | 1 282 | 4 244 | 1 458 | 4 743 | 803 | 2 554 |
| JAPAN | 4 683 | 13 591 | 7 832 | 24 301 | 4 307 | 13 039 |
| TAIWAN | 146 | 311 | 189 | 350 | 105 | 194 |
| HONG KONG | 1 915 | 5 042 | 2 948 | 6 799 | 1 624 | 3 674 |
| EXPORTS | 608 797 | 1 828 338 | 667 566 | 1 976 077 | 367 944 | 1 065 711 |
| FRANCE | 136 129 | 413 391 | 128 081 | 399 594 | 70 609 | 215 436 |
| BELGIUM LUX | 67 541 | 219 872 | 69 419 | 227 819 | 38 256 | 122 748 |
| NETHERLANDS | 80 145 | 266 926 | 87 735 | 286 521 | 48 359 | 154 346 |
| ITALY | 25 862 | 87 430 | 30 998 | 98 290 | 17 087 | 53 007 |
| UNTD KINGDOM | 30 672 | 81 259 | 40 731 | 102 729 | 22 467 | 55 528 |
| IRISH REP | 3 734 | 14 639 | 5 517 | 23 336 | 3 040 | 12 547 |
| DENMARK | 19 944 | 55 733 | 21 901 | 59 857 | 12 069 | 32 300 |
| ICELAND | 513 | 1 239 | 653 | 1 430 | 359 | 765 |
| FAROE IS | 72 | 173 | 89 | 206 | 52 | 113 |
| NORWAY | 20 090 | 55 546 | 20 029 | 56 129 | 11 038 | 30 313 |
| SWEDEN | 23 953 | 78 224 | 25 196 | 79 274 | 13 901 | 42 723 |
| FINLAND | 8 087 | 18 008 | 10 425 | 21 647 | 5 754 | 11 739 |
| SWITZERLAND | 43 857 | 125 408 | 47 592 | 137 557 | 26 249 | 74 250 |
| AUSTRIA | 70 582 | 185 223 | 72 098 | 189 040 | 39 750 | 102 097 |
| PORTUGAL | 3 276 | 10 448 | 3 104 | 10 557 | 1 716 | 5 686 |
| SPAIN | 8 328 | 31 471 | 9 681 | 35 542 | 5 344 | 19 114 |
| ANDORRA | 148 | 370 | 473 | 1 173 | 262 | 640 |
| MALTA | 262 | 698 | 552 | 1 500 | 303 | 807 |
| YUGOSLAVIA | 3 436 | 14 924 | 6 559 | 22 775 | 3 620 | 12 272 |
| GREECE | 13 100 | 35 731 | 13 023 | 32 283 | 7 164 | 17 448 |
| TURKEY | 582 | 1 316 | 1 591 | 3 175 | 873 | 1 717 |
| USSR | 124 | 354 | 235 | 668 | 126 | 354 |
| POLAND | 155 | 344 | 464 | 1 460 | 254 | 782 |

6 IMPORTS AND EXPORTS (SPECIAL TRADE) BY GROUPS OF THE SITC AND BY COUNTRIES OF PRODUCTION AND CONSUMPTION 1979

| GROUP COUNTRY | DT = 100 KG | | 1 000 DM | | 1 000 \$ | |
|------------------|-------------|----------|-----------|----------|-----------|----------|
| | JULY/SEPT | JAN/SEPT | JULY/SEPT | JAN/SEPT | JULY/SEPT | JAN/SEPT |
| CZECHOSLOVAKIA | 25 | 235 | 147 | 895 | 77 | 479 |
| HUNGARY | 666 | 2 379 | 957 | 2 696 | 521 | 1 450 |
| ROMANIA | 232 | 820 | 229 | 807 | 127 | 427 |
| BULGARIA | 19 | 368 | 18 | 230 | 11 | 121 |
| CANARY IS | 220 | 821 | 448 | 1 513 | 242 | 807 |
| MOROCCO | 54 | 125 | 57 | 174 | 36 | 99 |
| CEUTA MEL | 26 | 145 | 53 | 367 | 29 | 194 |
| ALGERIA | 135 | 3 909 | 237 | 2 687 | 128 | 1 448 |
| TUNISIA | 18 | 74 | 43 | 213 | 22 | 114 |
| LIBYA | 622 | 1 395 | 1 401 | 2 849 | 776 | 1 543 |
| EGYPT | 972 | 4 171 | 1 106 | 4 172 | 613 | 2 239 |
| SUDAN | 15 | 39 | 47 | 112 | 26 | 61 |
| UPPER VOLTA | 101 | 163 | 64 | 104 | 34 | 58 |
| NIGER | 145 | 216 | 100 | 147 | 56 | 81 |
| SENEGAL | 18 | 137 | 14 | 115 | 9 | 59 |
| LIBERIA | 19 | 79 | 47 | 143 | 23 | 76 |
| IVORY COAST | 238 | 491 | 215 | 440 | 120 | 241 |
| GHANA | 22 | 289 | 20 | 303 | 10 | 158 |
| NIGERIA | 107 | 524 | 254 | 997 | 139 | 535 |
| CAMEROON | 15 | 69 | 15 | 115 | 9 | 59 |
| GABON | 14 | 88 | 19 | 108 | 10 | 58 |
| CONGO | 3 | 71 | 7 | 72 | 3 | 37 |
| ZAIRE | 86 | 279 | 89 | 339 | 49 | 181 |
| ANGOLA | 1 | 93 | 6 | 107 | 4 | 57 |
| KENYA | 71 | 180 | 119 | 283 | 65 | 147 |
| TANZANIA | 23 | 72 | 29 | 90 | 17 | 51 |
| MADAGASCAR | 1 | 137 | 3 | 110 | 2 | 59 |
| REUNION | 6 | 101 | 19 | 145 | 10 | 76 |
| MAURITIUS | 20 | 53 | 39 | 105 | 18 | 53 |
| REP S AFRICA | 3 526 | 7 477 | 3 635 | 8 299 | 2 008 | 4 489 |
| USA | 3 553 | 9 054 | 6 495 | 17 313 | 3 582 | 9 349 |
| CANADA | 1 742 | 3 039 | 5 436 | 8 686 | 2 995 | 4 725 |
| MEXICO | 46 | 65 | 123 | 265 | 67 | 142 |
| GUATEMALA | 16 | 23 | 71 | 103 | 38 | 56 |
| EL SALVADOR | 9 | 61 | 31 | 146 | 16 | 77 |
| COSTA RICA | 106 | 227 | 230 | 441 | 125 | 241 |
| PANAMA EX CZ | 1 | 31 | 10 | 216 | 5 | 114 |
| GUADELOUPE | 62 | 395 | 55 | 367 | 31 | 201 |
| MARTINIQUE | 28 | 35 | 42 | 64 | 23 | 36 |
| NETH ANTILL | 8 | 15 | 29 | 59 | 17 | 31 |
| COLOMBIA | 101 | 168 | 113 | 222 | 63 | 123 |
| VENEZUELA | 227 | 722 | 824 | 1 915 | 454 | 1 035 |
| ECUADOR | 12 | 40 | 20 | 98 | 10 | 53 |
| PERU | 35 | 62 | 48 | 107 | 26 | 56 |
| BRAZIL | 43 | 127 | 287 | 941 | 158 | 508 |
| CHILE | 919 | 1 970 | 1 320 | 3 297 | 732 | 1 787 |
| BOLIVIA | 13 | 93 | 26 | 121 | 10 | 61 |
| PARAGUAY | 32 | 131 | 81 | 361 | 44 | 191 |
| URUGUAY | 41 | 66 | 129 | 226 | 70 | 119 |
| ARGENTINA | 1 208 | 2 439 | 2 530 | 4 994 | 1 391 | 2 703 |
| CYPRUS | 377 | 1 186 | 349 | 1 411 | 192 | 762 |
| LEBANON | 244 | 983 | 271 | 978 | 150 | 522 |
| SYRIA | 530 | 1 182 | 1 068 | 2 118 | 584 | 1 141 |
| IRAQ | 10 519 | 13 592 | 6 760 | 9 250 | 3 721 | 5 035 |
| IRAN | 3 442 | 4 389 | 4 214 | 5 258 | 2 316 | 2 867 |
| ISRAEL | 1 739 | 6 211 | 2 383 | 6 815 | 1 314 | 3 679 |
| JORDAN | 152 | 654 | 209 | 819 | 113 | 438 |
| SAUDI ARABIA | 2 392 | 7 062 | 5 307 | 13 113 | 2 916 | 7 064 |
| KUWAIT | 1 362 | 4 939 | 1 249 | 6 814 | 684 | 3 641 |
| BAHRAIN | 298 | 629 | 339 | 932 | 186 | 503 |
| QATAR | 78 | 532 | 148 | 773 | 83 | 414 |
| ARAB EMIRAT | 790 | 1 903 | 1 414 | 3 651 | 781 | 1 978 |
| OMAN | 248 | 599 | 289 | 830 | 157 | 444 |
| NORTH YEMEN | 87 | 374 | 120 | 392 | 65 | 214 |
| AFGHANISTAN | 623 | 1 031 | 524 | 1 103 | 290 | 593 |
| PAKISTAN | 34 | 101 | 45 | 164 | 23 | 86 |
| INDIA | 9 | 44 | 109 | 330 | 59 | 175 |
| SRI LANKA | 18 | 46 | 33 | 83 | 19 | 47 |
| THAILAND | 160 | 402 | 362 | 911 | 199 | 490 |
| INDONESIA | 205 | 612 | 191 | 596 | 105 | 318 |
| MALAYSIA | 107 | 320 | 172 | 421 | 95 | 231 |
| SINGAPORE | 380 | 1 029 | 900 | 2 419 | 489 | 1 307 |
| PHILIPPINES | 5 | 39 | 23 | 128 | 13 | 66 |
| SOUTH KOREA | 23 | 71 | 61 | 168 | 35 | 89 |
| JAPAN | 2 666 | 6 059 | 9 533 | 24 937 | 5 247 | 13 466 |
| TAIWAN | 33 | 167 | 67 | 298 | 36 | 157 |
| HONG KONG | 1 249 | 3 668 | 2 237 | 5 717 | 1 232 | 3 082 |
| AUSTRALIA | 4 518 | 27 316 | 4 825 | 22 637 | 2 659 | 12 169 |
| NEW ZEALAND | 38 | 110 | 419 | 713 | 229 | 383 |
| NEW CALEDON | 45 | 90 | 49 | 118 | 28 | 64 |
| FIJI | 1 | 10 | 2 | 64 | 1 | 33 |
| FR POLYNESIA | 45 | 80 | 108 | 156 | 62 | 85 |

6 IMPORTS AND EXPORTS (SPECIAL TRADE) BY GROUPS OF THE SITC AND BY COUNTRIES OF PRODUCTION AND CONSUMPTION 1979

| GROUP COUNTRY | DT = 100 KG | | 1 000 DM | | 1 000 \$ | |
|------------------------------|-------------|----------|-----------|-----------|-----------|-----------|
| | JULY/SEPT | JAN/SEPT | JULY/SEPT | JAN/SEPT | JULY/SEPT | JAN/SEPT |
| 776 TRANSISTORS, VALVES, ETC | | | | | | |
| IMPORTS | 104 540 | 422 264 | 616 960 | 1 872 331 | 339 825 | 1 009 336 |
| FRANCE | 8 938 | 39 320 | 84 227 | 265 908 | 46 438 | 143 354 |
| BELGIUM LUX | 12 142 | 48 065 | 40 581 | 124 941 | 22 379 | 67 351 |
| NETHERLANDS | 18 466 | 129 319 | 42 199 | 167 906 | 23 244 | 90 403 |
| ITALY | 18 286 | 58 176 | 44 333 | 139 304 | 24 438 | 75 146 |
| UNTD KINGDOM | 2 026 | 10 351 | 38 875 | 126 386 | 21 402 | 68 067 |
| IRISH REP | 62 | 178 | 5 917 | 14 446 | 3 266 | 7 795 |
| DENMARK | 50 | 163 | 501 | 1 940 | 277 | 1 048 |
| NORWAY | | 9 | 24 | 89 | 11 | 42 |
| SWEDEN | 51 | 97 | 1 494 | 3 968 | 821 | 2 142 |
| FINLAND | 2 | 4 | 8 | 64 | 4 | 32 |
| SWITZERLAND | 472 | 1 526 | 8 609 | 25 636 | 4 743 | 13 811 |
| AUSTRIA | 660 | 2 000 | 29 542 | 94 679 | 16 272 | 51 017 |
| PORTUGAL | 518 | 1 999 | 7 428 | 25 731 | 4 091 | 13 844 |
| SPAIN | 305 | 561 | 672 | 2 187 | 370 | 1 180 |
| YUGOSLAVIA | 59 | 362 | 706 | 3 263 | 389 | 1 757 |
| POLAND | 9 | 107 | 71 | 202 | 39 | 107 |
| CZECHOSLOVA | 293 | 1 128 | 85 | 416 | 46 | 223 |
| HUNGARY | 252 | 858 | 1 017 | 3 807 | 556 | 2 044 |
| RUMANIA | 2 | 7 | 67 | 238 | 37 | 128 |
| MAURITIUS | 2 | 16 | 79 | 473 | 43 | 252 |
| REP S AFRICA | 4 | 7 | 58 | 180 | 32 | 98 |
| USA | 8 903 | 26 919 | 130 002 | 366 975 | 71 561 | 197 853 |
| CANADA | 2 715 | 9 314 | 3 810 | 12 657 | 2 103 | 6 828 |
| MEXICO | | 1 | 224 | 300 | 121 | 159 |
| EL SALVADOR | 25 | 91 | 869 | 3 133 | 478 | 1 685 |
| REP HAITI | | 6 | 116 | 823 | 63 | 443 |
| BRAZIL | 104 | 371 | 2 462 | 8 176 | 1 354 | 4 401 |
| ISRAEL | | 14 | 137 | 239 | 75 | 127 |
| INDIA | 6 | 12 | 202 | 307 | 111 | 168 |
| THAILAND | | | 44 | 70 | 24 | 38 |
| MALAYSIA | 423 | 972 | 33 575 | 79 706 | 18 477 | 43 062 |
| SINGAPORE | 753 | 1 959 | 38 620 | 103 982 | 21 256 | 56 101 |
| PHILIPPINES | 273 | 807 | 9 221 | 28 428 | 5 077 | 15 337 |
| SOUTH KOREA | 62 | 250 | 5 968 | 17 799 | 3 293 | 9 598 |
| JAPAN | 27 617 | 84 363 | 57 658 | 169 757 | 31 772 | 91 579 |
| TAIWAN | 455 | 1 449 | 14 578 | 44 255 | 8 009 | 23 794 |
| HONG KONG | 602 | 1 435 | 12 878 | 33 672 | 7 095 | 18 169 |
| AUSTRALIA | | | 43 | 66 | 23 | 35 |
| EXPORTS | 92 538 | 368 221 | 447 367 | 1 371 629 | 246 462 | 739 569 |
| FRANCE | 14 953 | 41 492 | 56 189 | 163 341 | 30 976 | 88 161 |
| BELGIUM LUX | 1 891 | 19 125 | 14 030 | 56 341 | 7 721 | 30 360 |
| NETHERLANDS | 12 444 | 52 345 | 28 295 | 127 436 | 15 608 | 68 433 |
| ITALY | 19 382 | 70 941 | 72 693 | 241 998 | 40 047 | 130 385 |
| UNTD KINGDOM | 7 177 | 20 931 | 37 092 | 94 460 | 20 426 | 51 009 |
| IRISH REP | 144 | 394 | 1 263 | 3 655 | 692 | 1 962 |
| DENMARK | 836 | 3 264 | 6 213 | 20 141 | 3 424 | 10 859 |
| NORWAY | 82 | 271 | 1 960 | 4 537 | 1 075 | 2 440 |
| SWEDEN | 422 | 3 947 | 4 971 | 18 350 | 2 732 | 9 878 |
| FINLAND | 118 | 417 | 3 675 | 9 587 | 2 026 | 5 175 |
| SWITZERLAND | 531 | 1 784 | 13 581 | 42 141 | 7 483 | 22 700 |
| AUSTRIA | 11 523 | 61 389 | 31 055 | 122 668 | 17 130 | 66 075 |
| PORTUGAL | 184 | 1 105 | 4 794 | 18 753 | 2 645 | 10 094 |
| SPAIN | 15 152 | 63 290 | 15 117 | 57 420 | 8 315 | 30 850 |
| ANDORRA | 5 | 5 | 47 | 117 | 25 | 57 |
| MALTA | 1 | 9 | 55 | 122 | 29 | 64 |
| YUGOSLAVIA | 607 | 7 778 | 5 946 | 24 391 | 3 281 | 13 111 |
| GREECE | 738 | 2 351 | 1 834 | 5 601 | 1 011 | 3 019 |
| TURKEY | 222 | 361 | 830 | 2 654 | 457 | 1 431 |
| USSR | 1 | 15 | 308 | 646 | 171 | 349 |
| POLAND | 9 | 92 | 749 | 4 680 | 414 | 2 505 |
| CZECHOSLOVA | 11 | 54 | 457 | 1 710 | 254 | 920 |
| HUNGARY | 98 | 374 | 4 175 | 16 734 | 2 292 | 9 000 |
| RUMANIA | 44 | 167 | 1 051 | 2 383 | 579 | 1 287 |
| BULGARIA | 12 | 29 | 409 | 973 | 228 | 526 |
| MOROCCO | 2 | 61 | 16 | 163 | 8 | 82 |
| ALGERIA | 131 | 182 | 1 281 | 4 149 | 705 | 2 235 |
| TUNISIA | 203 | 1 229 | 560 | 2 152 | 305 | 1 149 |
| LIBYA | 1 | 1 | 10 | 124 | 6 | 70 |
| EGYPT | 4 | 21 | 323 | 749 | 179 | 408 |
| NIGERIA | | 45 | 16 | 175 | 9 | 96 |
| MAURITIUS | | | 104 | 113 | 57 | 61 |
| RHODESIA | | | 81 | 81 | 44 | 44 |
| MALAWI | | | 98 | 98 | 54 | 54 |
| REP S AFRICA | 78 | 310 | 4 605 | 10 547 | 2 538 | 5 707 |
| SWAZILAND | | 380 | | 399 | | 212 |
| USA | 296 | 827 | 58 625 | 88 712 | 32 322 | 48 387 |
| CANADA | 14 | 23 | 1 565 | 3 079 | 863 | 1 669 |
| MEXICO | 6 | 12 | 914 | 1 763 | 503 | 960 |
| GUATEMALA | | 5 | 53 | 64 | 29 | 34 |
| GRENADA | 4 | 4 | 55 | 55 | 31 | 31 |
| COLOMBIA | | 3 | 34 | 124 | 18 | 65 |
| VENEZUELA | 3 | 8 | 293 | 692 | 159 | 371 |
| ECUADOR | | | 35 | 84 | 20 | 45 |
| PERU | 3 | 5 | 40 | 105 | 19 | 54 |
| BRAZIL | 106 | 370 | 6 159 | 17 830 | 3 386 | 9 601 |
| CHILE | 7 | 9 | 45 | 214 | 24 | 115 |

6 IMPORTS AND EXPORTS (SPECIAL TRADE) BY GROUPS OF THE SITC AND BY COUNTRIES OF PRODUCTION AND CONSUMPTION 1979

| GROUP COUNTRY | DT = 100 KG | | 1 000 DM | | 1 000 \$ | |
|------------------|-------------|----------|-----------|----------|-----------|----------|
| | JULY/SEPT | JAN/SEPT | JULY/SEPT | JAN/SEPT | JULY/SEPT | JAN/SEPT |
| PARAGUAY | | | 49 | 136 | 27 | 74 |
| ARGENTINA | 12 | 35 | 840 | 2 260 | 464 | 1 225 |
| LEBANON | 1 | 1 | 79 | 128 | 44 | 69 |
| SYRIA | 1 044 | 2 478 | 1 967 | 4 650 | 1 089 | 2 530 |
| IRAQ | 12 | 58 | 240 | 453 | 134 | 246 |
| IRAN | 1 103 | 2 485 | 1 637 | 3 884 | 895 | 2 080 |
| ISRAEL | 145 | 398 | 773 | 2 346 | 428 | 1 266 |
| JORDAN | | 2 | 14 | 85 | 7 | 45 |
| SAUDI ARABIA | | 12 | 78 | 1 037 | 42 | 560 |
| KUWAIT | | 11 | 200 | 506 | 112 | 275 |
| BAHRAIN | 1 | 5 | 2 | 150 | 1 | 80 |
| QATAR | | 1 | 1 | 61 | | 32 |
| ARAB EMIRAT | | 2 | 26 | 168 | 16 | 90 |
| AFGHANISTAN | | 26 | 39 | 410 | 22 | 217 |
| PAKISTAN | 7 | 26 | 239 | 626 | 131 | 334 |
| INDIA | 23 | 74 | 800 | 2 840 | 443 | 1 532 |
| SRI LANKA | | | 1 | 52 | 1 | 30 |
| THAILAND | 1 | 31 | 168 | 314 | 93 | 169 |
| INDONESIA | 465 | 1 147 | 1 097 | 2 153 | 608 | 1 172 |
| MALAYSIA | 1 060 | 2 728 | 20 235 | 52 093 | 11 127 | 28 118 |
| SINGAPORE | 960 | 2 232 | 12 053 | 33 993 | 6 633 | 18 356 |
| PHILIPPINES | 91 | 320 | 8 677 | 26 331 | 4 444 | 14 195 |
| P REP CHINA | | | 319 | 578 | 173 | 309 |
| NORTH KOREA | | 2 | 10 | 145 | 6 | 80 |
| SOUTH KOREA | 7 | 28 | 923 | 2 007 | 508 | 1 087 |
| JAPAN | 58 | 242 | 8 241 | 33 068 | 4 539 | 17 797 |
| TAIWAN | 34 | 268 | 3 181 | 16 868 | 1 752 | 9 062 |
| HONG KONG | 27 | 92 | 2 230 | 6 216 | 1 230 | 3 351 |
| AUSTRALIA | 32 | 76 | 1 846 | 4 859 | 1 016 | 2 627 |
| NEW ZEALAND | | | 39 | 99 | 21 | 53 |

778 ELECTRICAL MACHINERY NES

| IMPORTS | 628 865 | 1 778 254 | 554 353 | 1 647 759 | 305 225 | 888 442 |
|--------------|---------|-----------|-----------|-----------|---------|-----------|
| FRANCE | 70 182 | 186 287 | 61 729 | 187 966 | 34 007 | 101 379 |
| BELGIUM LUX | 43 933 | 137 426 | 54 428 | 177 451 | 29 978 | 95 624 |
| NETHERLANDS | 289 461 | 790 122 | 63 980 | 208 012 | 35 212 | 112 058 |
| ITALY | 31 125 | 112 601 | 34 280 | 114 819 | 18 882 | 61 856 |
| UNTD KINGDOM | 22 508 | 69 798 | 43 260 | 130 936 | 23 821 | 70 561 |
| IRISH REP | 281 | 959 | 982 | 3 069 | 540 | 1 658 |
| DENMARK | 4 206 | 12 287 | 4 669 | 13 880 | 2 578 | 7 489 |
| NORWAY | 2 046 | 5 580 | 1 113 | 3 160 | 615 | 1 703 |
| SWEDEN | 4 240 | 14 294 | 10 901 | 35 613 | 6 007 | 19 198 |
| FINLAND | 159 | 581 | 803 | 2 753 | 443 | 1 476 |
| SWITZERLAND | 23 133 | 64 954 | 66 441 | 184 908 | 36 566 | 99 734 |
| AUSTRIA | 41 870 | 105 833 | 34 401 | 94 826 | 18 955 | 51 182 |
| PORTUGAL | 315 | 1 024 | 2 495 | 8 236 | 1 374 | 4 437 |
| SPAIN | 10 010 | 30 824 | 19 137 | 54 287 | 10 534 | 29 281 |
| MALTA | | 21 | | 226 | | 123 |
| YUGOSLAVIA | 5 901 | 22 359 | 4 871 | 16 040 | 2 683 | 8 647 |
| GREECE | 2 192 | 6 737 | 973 | 3 552 | 537 | 1 921 |
| USSR | 1 891 | 6 842 | 476 | 1 653 | 263 | 891 |
| POLAND | 12 016 | 29 225 | 2 947 | 7 953 | 1 620 | 4 291 |
| CZECHOSLOVA | 243 | 1 284 | 214 | 1 009 | 118 | 540 |
| HUNGARY | 2 262 | 7 676 | 4 623 | 14 591 | 2 543 | 7 859 |
| BULGARIA | 1 178 | 2 476 | 935 | 1 930 | 515 | 1 042 |
| TUNISIA | 160 | 558 | 163 | 592 | 91 | 319 |
| REP S AFRICA | 2 | 3 698 | 10 | 1 007 | 6 | 535 |
| USA | 22 423 | 66 332 | 71 604 | 195 692 | 39 400 | 105 596 |
| CANADA | 3 412 | 9 367 | 2 217 | 6 948 | 1 218 | 3 730 |
| MEXICO | 265 | 609 | 862 | 1 951 | 476 | 1 057 |
| BARBADOS | 3 | 3 | 61 | 170 | 33 | 91 |
| BRAZIL | 2 119 | 2 944 | 5 056 | 7 591 | 2 785 | 4 134 |
| ARGENTINA | 1 | 5 | 55 | 180 | 31 | 96 |
| ISRAEL | 113 | 326 | 551 | 1 489 | 304 | 801 |
| JORDAN | | | 35 | 54 | 20 | 31 |
| INDIA | 496 | 1 109 | 321 | 855 | 177 | 460 |
| THAILAND | 111 | 308 | 450 | 1 333 | 249 | 721 |
| MALAYSIA | 197 | 820 | 670 | 2 655 | 369 | 1 426 |
| SINGAPORE | 900 | 2 501 | 9 759 | 23 728 | 5 366 | 12 815 |
| PHILIPPINES | 1 | 20 | 57 | 725 | 32 | 390 |
| SOUTH KOREA | 3 690 | 9 960 | 3 598 | 10 905 | 1 976 | 5 872 |
| JAPAN | 19 992 | 54 242 | 33 694 | 98 400 | 18 548 | 53 055 |
| TAIWAN | 2 809 | 6 602 | 3 793 | 10 376 | 2 091 | 5 597 |
| HONG KONG | 2 991 | 9 608 | 7 641 | 15 915 | 4 208 | 8 602 |
| AUSTRALIA | 6 | 16 | 29 | 122 | 15 | 63 |
| EXPORTS | 869 019 | 2 061 124 | 1 272 507 | 4 012 164 | 700 746 | 2 162 452 |
| FRANCE | 63 327 | 234 543 | 108 791 | 376 907 | 59 924 | 202 939 |
| BELGIUM LUX | 50 221 | 178 210 | 73 672 | 245 690 | 40 621 | 132 414 |
| NETHERLANDS | 65 668 | 179 837 | 95 006 | 282 783 | 52 362 | 152 465 |
| ITALY | 61 037 | 201 063 | 94 923 | 297 002 | 52 283 | 160 015 |
| UNTD KINGDOM | 56 730 | 131 557 | 70 507 | 199 033 | 38 817 | 107 284 |
| IRISH REP | 1 527 | 2 949 | 4 010 | 8 988 | 2 204 | 4 855 |
| DENMARK | 14 598 | 44 836 | 30 139 | 101 893 | 16 600 | 54 794 |
| ICELAND | 458 | 739 | 874 | 1 743 | 479 | 941 |
| NORWAY | 13 719 | 39 746 | 19 111 | 51 632 | 10 525 | 27 893 |
| SWEDEN | 35 842 | 109 235 | 63 025 | 196 076 | 34 710 | 105 711 |
| FINLAND | 6 106 | 16 018 | 17 108 | 44 375 | 9 430 | 23 987 |
| SWITZERLAND | 19 864 | 57 075 | 55 728 | 161 714 | 30 679 | 87 217 |

6 IMPORTS AND EXPORTS (SPECIAL TRADE) BY GROUPS OF THE SITC AND BY COUNTRIES OF PRODUCTION AND CONSUMPTION 1979

| GROUP COUNTRY | DT = 100 KG | | 1 000 DM | | 1 000 \$ | |
|------------------|-------------|----------|-----------|----------|-----------|----------|
| | JULY/SEPT | JAN/SEPT | JULY/SEPT | JAN/SEPT | JULY/SEPT | JAN/SEPT |
| AUSTRIA | 28 206 | 77 643 | 60 548 | 174 038 | 33 345 | 93 878 |
| PORTUGAL | 2 911 | 6 782 | 6 047 | 16 853 | 3 320 | 9 074 |
| SPAIN | 17 282 | 46 461 | 30 752 | 85 370 | 16 923 | 46 030 |
| ANDORRA | 2 | 21 | 19 | 144 | 11 | 76 |
| MALTA | 124 | 306 | 170 | 648 | 93 | 340 |
| YUGOSLAVIA | 10 995 | 32 769 | 18 610 | 61 753 | 10 259 | 33 266 |
| GREECE | 17 152 | 41 037 | 27 510 | 56 002 | 15 156 | 30 358 |
| TURKEY | 8 459 | 21 056 | 18 021 | 40 938 | 9 996 | 22 115 |
| USSR | 37 377 | 126 919 | 42 708 | 134 380 | 23 560 | 72 191 |
| POLAND | 6 551 | 12 616 | 5 949 | 18 730 | 3 264 | 10 090 |
| CZECHOSLOVAKIA | 11 579 | 43 371 | 9 670 | 30 316 | 5 325 | 16 338 |
| HUNGARY | 4 597 | 11 209 | 8 955 | 24 582 | 4 935 | 13 259 |
| RUMANIA | 1 913 | 10 480 | 5 206 | 24 705 | 2 864 | 13 201 |
| BULGARIA | 7 651 | 17 009 | 4 526 | 11 367 | 2 496 | 6 130 |
| ALBANIA | 1 638 | 3 461 | 694 | 1 472 | 381 | 792 |
| CANARY IS | 738 | 1 925 | 815 | 2 047 | 452 | 1 106 |
| MOROCCO | 1 438 | 5 033 | 2 738 | 9 456 | 1 507 | 5 112 |
| CEUTA MEL | 1 | 54 | 16 | 59 | 10 | 35 |
| ALGERIA | 4 681 | 11 614 | 9 285 | 24 206 | 5 133 | 13 110 |
| TUNISIA | 438 | 1 540 | 1 023 | 3 307 | 561 | 1 774 |
| LIBYA | 6 752 | 15 150 | 10 509 | 21 488 | 5 795 | 11 671 |
| EGYPT | 10 557 | 12 941 | 4 965 | 10 250 | 2 721 | 5 539 |
| SUDAN | 49 | 289 | 170 | 752 | 94 | 404 |
| MAURITANIA | 139 | 445 | 85 | 275 | 45 | 147 |
| MALI | 2 | 17 | 2 | 66 | 1 | 33 |
| NIGER | 6 | 426 | 36 | 323 | 19 | 174 |
| CHAD | 89 | 89 | 62 | 62 | 33 | 33 |
| CAPE VERDE | 124 | 238 | 39 | 96 | 21 | 52 |
| SENEGAL | 76 | 235 | 93 | 380 | 48 | 196 |
| SIERRA LEONE | 487 | 609 | 91 | 198 | 51 | 109 |
| LIBERIA | 82 | 291 | 128 | 570 | 73 | 305 |
| IVORY COAST | 1 575 | 2 354 | 1 058 | 1 848 | 582 | 1 005 |
| GHANA | 312 | 954 | 232 | 802 | 125 | 435 |
| TOGO | 40 | 171 | 79 | 217 | 42 | 115 |
| BENIN | 1 032 | 2 016 | 289 | 579 | 158 | 312 |
| NIGERIA | 17 010 | 40 643 | 25 262 | 41 069 | 13 834 | 22 314 |
| CAMEROON | 531 | 1 528 | 446 | 1 118 | 247 | 605 |
| CENT AFR EMP | 5 | 39 | 25 | 80 | 14 | 43 |
| GABON | 829 | 1 550 | 518 | 1 022 | 282 | 549 |
| CONGO | 331 | 734 | 236 | 537 | 126 | 285 |
| ZAIRE | 20 628 | 28 296 | 24 213 | 33 062 | 13 278 | 18 027 |
| RWANDA | 47 | 950 | 78 | 705 | 44 | 377 |
| BURUNDI | 194 | 277 | 181 | 275 | 99 | 150 |
| ANGOLA | 196 | 315 | 1 082 | 1 738 | 594 | 943 |
| ETHIOPIA | 393 | 691 | 480 | 805 | 263 | 432 |
| KENYA | 470 | 934 | 554 | 1 174 | 305 | 632 |
| UGANDA | | 15 | 3 | 249 | 1 | 132 |
| TANZANIA | 144 | 945 | 176 | 894 | 95 | 477 |
| MOZAMBIQUE | 4 | 63 | 36 | 357 | 18 | 189 |
| MADAGASCAR | 42 | 160 | 212 | 701 | 117 | 380 |
| REUNION | 99 | 545 | 156 | 476 | 83 | 252 |
| MAURITIUS | 13 | 28 | 48 | 133 | 24 | 68 |
| ZAMBIA | 197 | 286 | 590 | 1 075 | 322 | 585 |
| REP S AFRICA | 4 554 | 10 474 | 16 092 | 44 752 | 8 857 | 24 147 |
| USA | 26 763 | 93 503 | 64 777 | 223 669 | 35 656 | 120 099 |
| CANADA | 4 336 | 7 586 | 18 867 | 29 440 | 10 331 | 15 966 |
| MEXICO | 2 048 | 5 645 | 3 608 | 10 667 | 1 980 | 5 737 |
| GUATEMALA | 1 951 | 5 210 | 2 421 | 9 004 | 1 328 | 4 846 |
| REP HONDURAS | 463 | 477 | 192 | 240 | 107 | 132 |
| EL SALVADOR | 27 | 451 | 95 | 1 021 | 52 | 546 |
| NICARAGUA | | 60 | | 94 | | 49 |
| COSTA RICA | 181 | 309 | 334 | 854 | 182 | 458 |
| PANAM EX CZ | 17 | 41 | 55 | 111 | 28 | 56 |
| CUBA | 76 | 184 | 164 | 467 | 89 | 252 |
| REP HAITI | 39 | 142 | 23 | 63 | 12 | 34 |
| DOMINIC REP | 32 | 148 | 92 | 221 | 51 | 120 |
| GUADELOUPE | 143 | 279 | 124 | 281 | 67 | 148 |
| MARTINIQUE | 227 | 489 | 193 | 400 | 103 | 212 |
| TRINIDAD TOB | 261 | 2 679 | 2 369 | 6 643 | 1 296 | 3 539 |
| NETH ANTILL | 265 | 343 | 119 | 262 | 64 | 139 |
| COLOMBIA | 566 | 25 760 | 3 631 | 80 207 | 2 007 | 42 750 |
| VENEZUELA | 102 005 | 355 963 | 13 811 | 55 344 | 7 587 | 29 816 |
| GUYANA | 36 | 37 | 66 | 83 | 36 | 45 |
| SURINAM | 50 | 236 | 48 | 225 | 27 | 119 |
| FRENCH GUIAN | 39 | 98 | 30 | 75 | 16 | 41 |
| ECUADOR | 563 | 1 444 | 1 163 | 2 401 | 638 | 1 299 |
| PERU | 2 323 | 3 024 | 2 047 | 4 533 | 1 130 | 2 446 |
| BRAZIL | 6 543 | 14 552 | 9 328 | 22 550 | 5 145 | 12 171 |
| CHILE | 616 | 1 657 | 1 347 | 4 065 | 745 | 2 197 |
| BOLIVIA | 626 | 1 535 | 1 024 | 4 672 | 558 | 2 476 |
| PARAGUAY | 518 | 1 070 | 668 | 1 208 | 369 | 654 |
| URUGUAY | 310 | 407 | 405 | 831 | 224 | 447 |
| ARGENTINA | 1 375 | 6 184 | 5 369 | 20 453 | 2 946 | 10 999 |
| CYPRUS | 100 | 290 | 259 | 843 | 139 | 448 |
| LEBANON | 2 067 | 6 524 | 2 138 | 5 496 | 1 185 | 2 973 |
| SYRIA | 498 | 1 333 | 1 693 | 3 905 | 932 | 2 104 |
| IRAQ | 12 957 | 21 783 | 14 560 | 36 191 | 8 026 | 19 583 |
| IRAN | 14 512 | 103 301 | 19 456 | 232 085 | 10 686 | 125 508 |
| ISRAEL | 2 988 | 13 363 | 4 363 | 14 995 | 2 412 | 8 093 |
| JORDAN | 869 | 5 906 | 726 | 7 172 | 401 | 3 867 |
| SAUDI ARABIA | 26 794 | 77 658 | 42 281 | 122 849 | 23 311 | 66 285 |
| KUWAIT | 945 | 3 441 | 2 244 | 5 895 | 1 238 | 3 191 |

6 IMPORTS AND EXPORTS (SPECIAL TRADE) BY GROUPS OF THE SITC AND BY COUNTRIES OF PRODUCTION AND CONSUMPTION 1979

| GROUP COUNTRY | DT = 100 KG | | 1 000 DM | | 1 000 \$ | |
|------------------|-------------|----------|-----------|----------|-----------|----------|
| | JULY/SEPT | JAN/SEPT | JULY/SEPT | JAN/SEPT | JULY/SEPT | JAN/SEPT |
| BAHRAIN | 1 398 | 5 359 | 3 452 | 15 067 | 1 889 | 8 039 |
| QATAR | 143 | 657 | 646 | 1 529 | 357 | 833 |
| ARAB EMIRAT | 834 | 5 786 | 1 746 | 13 430 | 957 | 7 213 |
| OMAN | 98 | 357 | 90 | 482 | 47 | 258 |
| NORTH YEMEN | 348 | 1 064 | 363 | 1 723 | 204 | 938 |
| SOUTH YEMEN | 2 | 53 | 14 | 71 | 6 | 35 |
| AFGHANISTAN | 210 | 1 353 | 700 | 2 546 | 387 | 1 370 |
| PAKISTAN | 418 | 1 434 | 794 | 2 469 | 437 | 1 333 |
| INDIA | 1 299 | 3 801 | 2 419 | 8 024 | 1 330 | 4 309 |
| BANGLADESH | 29 | 707 | 195 | 2 892 | 109 | 1 547 |
| SRI LANKA | 55 | 151 | 220 | 522 | 122 | 285 |
| BURMA | 206 | 296 | 617 | 818 | 337 | 443 |
| THAILAND | 3 109 | 7 399 | 2 594 | 6 700 | 1 423 | 3 624 |
| INDONESIA | 2 309 | 5 546 | 3 190 | 8 823 | 1 746 | 4 753 |
| MALAYSIA | 1 337 | 4 611 | 2 764 | 7 998 | 1 527 | 4 326 |
| BRUNEI | 17 | 18 | 42 | 57 | 24 | 33 |
| SINGAPORE | 2 885 | 5 782 | 9 437 | 26 112 | 5 185 | 14 090 |
| PHILIPPINES | 606 | 2 399 | 1 258 | 3 765 | 689 | 2 025 |
| P. REP. CHINA | 522 | 1 326 | 1 181 | 13 962 | 652 | 7 498 |
| NORTH KOREA | 14 | 26 | 189 | 1 043 | 103 | 555 |
| SOUTH KOREA | 493 | 1 179 | 2 429 | 6 357 | 1 336 | 3 429 |
| JAPAN | 1 483 | 6 207 | 7 150 | 22 761 | 3 937 | 12 260 |
| TAIWAN | 2 738 | 9 155 | 3 671 | 14 359 | 2 023 | 7 706 |
| HONG KONG | 11 818 | 14 289 | 17 397 | 25 551 | 9 661 | 14 011 |
| AUSTRALIA | 7 930 | 24 893 | 14 121 | 55 635 | 7 775 | 29 852 |
| NEW ZEALAND | 210 | 517 | 782 | 1 894 | 431 | 1 019 |
| NEW CALEDON | 129 | 252 | 122 | 314 | 65 | 165 |
| FR. POLYNESIA | 325 | 1 293 | 264 | 924 | 145 | 498 |

781 PASS MOTOR VEH EXC BUSES

| | | | | | | |
|----------------|-----------|------------|-----------|------------|-----------|------------|
| IMPORTS | 2 077 240 | 7 461 799 | 1 973 173 | 7 112 141 | 1 087 145 | 3 827 533 |
| FRANCE | 570 713 | 1 908 053 | 558 254 | 1 828 976 | 307 288 | 985 500 |
| BELGIUM LUX | 643 920 | 2 688 347 | 707 925 | 2 896 350 | 390 703 | 1 557 930 |
| NETHERLANDS | 24 989 | 96 516 | 22 135 | 86 178 | 12 192 | 46 407 |
| ITALY | 134 447 | 646 123 | 126 567 | 579 772 | 69 718 | 311 165 |
| UNTD KINGDOM | 24 439 | 74 722 | 29 529 | 88 100 | 16 246 | 47 459 |
| DENMARK | 1 757 | 8 267 | 1 925 | 10 259 | 1 057 | 5 499 |
| NORWAY | 391 | 2 117 | 635 | 3 193 | 352 | 1 716 |
| SWEDEN | 15 649 | 87 270 | 18 006 | 99 793 | 9 887 | 53 543 |
| FINLAND | 39 | 244 | 33 | 89 | 18 | 48 |
| SWITZERLAND | 1 032 | 3 310 | 1 058 | 2 944 | 579 | 1 583 |
| AUSTRIA | 9 964 | 16 229 | 14 276 | 22 547 | 7 867 | 12 249 |
| PORTUGAL | 8 | 139 | 5 | 100 | 3 | 52 |
| SPAIN | 33 570 | 128 581 | 33 870 | 129 059 | 18 639 | 69 519 |
| YUGOSLAVIA | 17 | 1 602 | 8 | 974 | 4 | 513 |
| GREECE | 284 | 415 | 238 | 316 | 131 | 173 |
| TURKEY | 73 | 155 | 38 | 120 | 21 | 65 |
| USSR | 20 961 | 70 887 | 16 059 | 42 155 | 8 824 | 22 722 |
| POLAND | 11 045 | 53 409 | 6 774 | 31 529 | 3 717 | 16 882 |
| CZECHOSLOVA | 6 464 | 18 218 | 2 523 | 7 160 | 1 385 | 3 850 |
| RUMANIA | 297 | 2 393 | 175 | 1 254 | 96 | 678 |
| ZAIRE | | 28 | | 65 | | 34 |
| REP. S. AFRICA | 112 | 6 246 | 116 | 7 448 | 65 | 3 941 |
| USA | 77 918 | 322 653 | 69 386 | 286 995 | 38 139 | 153 891 |
| CANADA | 848 | 2 557 | 939 | 2 604 | 516 | 1 408 |
| MEXICO | 29 116 | 135 992 | 25 049 | 109 791 | 13 715 | 58 819 |
| BRAZIL | 324 | 530 | 422 | 644 | 231 | 350 |
| URUGUAY | 35 | 76 | 14 | 54 | 8 | 30 |
| LEBANON | 17 | 61 | 40 | 90 | 22 | 48 |
| SYRIA | 44 | 53 | 50 | 60 | 27 | 32 |
| IRAN | 171 | 387 | 146 | 399 | 79 | 214 |
| JORDAN | 26 | 96 | 34 | 143 | 18 | 77 |
| ARAB EMIRAT | 14 | 44 | 23 | 65 | 13 | 36 |
| INDIA | 86 | 196 | 55 | 67 | 30 | 36 |
| JAPAN | 462 149 | 1 185 138 | 336 595 | 872 259 | 185 406 | 470 747 |
| AUSTRALIA | 47 | 73 | 53 | 59 | 30 | 33 |
| EXPORTS | 4 804 006 | 16 232 005 | 5 691 892 | 19 054 196 | 3 135 931 | 10 260 854 |
| FRANCE | 399 719 | 1 171 670 | 453 555 | 1 330 847 | 250 068 | 718 339 |
| BELGIUM LUX | 944 987 | 3 534 300 | 927 623 | 3 490 848 | 511 424 | 1 877 241 |
| NETHERLANDS | 331 247 | 1 053 898 | 351 264 | 1 130 967 | 193 669 | 609 642 |
| ITALY | 340 995 | 1 014 767 | 394 537 | 1 158 831 | 217 531 | 624 824 |
| UNTD KINGDOM | 615 955 | 2 182 092 | 699 484 | 2 418 390 | 385 885 | 1 302 473 |
| IRISH REP | 19 420 | 104 250 | 21 045 | 105 983 | 11 599 | 56 892 |
| DENMARK | 77 443 | 287 792 | 75 668 | 270 767 | 41 650 | 145 676 |
| ICELAND | 727 | 1 936 | 881 | 2 223 | 486 | 1 204 |
| NORWAY | 91 043 | 253 877 | 80 149 | 220 626 | 44 159 | 119 031 |
| SWEDEN | 139 805 | 518 607 | 145 302 | 539 546 | 80 000 | 290 089 |
| FINLAND | 41 139 | 119 457 | 37 865 | 107 653 | 20 857 | 58 020 |
| SWITZERLAND | 269 050 | 806 735 | 334 630 | 1 015 611 | 184 510 | 547 707 |
| AUSTRIA | 254 669 | 707 535 | 271 256 | 773 281 | 149 481 | 417 095 |
| PORTUGAL | 9 834 | 33 878 | 12 050 | 38 679 | 6 643 | 20 773 |
| SPAIN | 21 920 | 39 577 | 37 660 | 68 921 | 20 737 | 37 362 |
| ANDORRA | 346 | 1 061 | 618 | 1 789 | 342 | 967 |
| GIBRALTAR | 167 | 422 | 302 | 743 | 166 | 399 |
| MALTA | 2 166 | 4 146 | 2 446 | 5 183 | 1 350 | 2 805 |
| YUGOSLAVIA | 42 226 | 123 393 | 48 240 | 136 707 | 26 576 | 73 660 |
| GREECE | 11 017 | 100 587 | 12 651 | 107 147 | 6 955 | 57 303 |
| TURKEY | 2 813 | 27 857 | 4 370 | 37 736 | 2 399 | 20 261 |

6 IMPORTS AND EXPORTS (SPECIAL TRADE) BY GROUPS OF THE SITC AND BY COUNTRIES OF PRODUCTION AND CONSUMPTION 1979

| GROUP COUNTRY | DT = 100 KG | | 1 000 DM | | 1 000 \$ | |
|------------------|-------------|-----------|-----------|-----------|-----------|-----------|
| | JULY/SEPT | JAN/SEPT | JULY/SEPT | JAN/SEPT | JULY/SEPT | JAN/SEPT |
| USSR | 556 | 1 175 | 1 607 | 2 690 | 883 | 1 457 |
| POLAND | 3 644 | 8 000 | 3 924 | 9 539 | 2 157 | 5 145 |
| CZECHOSLOVAKIA | 670 | 1 832 | 827 | 2 421 | 457 | 1 307 |
| HUNGARY | 1 467 | 2 980 | 2 363 | 5 002 | 1 302 | 2 708 |
| RUMANIA | 402 | 974 | 645 | 1 605 | 351 | 860 |
| BULGARIA | 161 | 1 155 | 234 | 1 569 | 129 | 831 |
| ALBANIA | 15 | 31 | 28 | 60 | 16 | 33 |
| CANARY IS | 4 677 | 18 753 | 7 142 | 28 265 | 3 942 | 15 194 |
| MOROCCO | 1 310 | 3 639 | 1 938 | 5 065 | 1 061 | 2 716 |
| CEUTA MEL | 1 419 | 4 265 | 2 469 | 7 402 | 1 356 | 3 989 |
| ALGERIA | 1 163 | 16 646 | 2 104 | 30 472 | 1 156 | 16 291 |
| TUNISIA | 2 069 | 4 139 | 3 009 | 5 874 | 1 654 | 3 182 |
| LIBYA | 6 710 | 16 976 | 13 481 | 31 564 | 7 408 | 17 070 |
| EGYPT | 10 054 | 33 602 | 8 681 | 26 985 | 4 778 | 14 518 |
| SUDAN | 602 | 1 403 | 949 | 2 217 | 520 | 1 193 |
| MAURITANIA | 203 | 294 | 366 | 533 | 200 | 288 |
| MALI | 110 | 230 | 196 | 377 | 107 | 205 |
| UPPER VOLTA | 137 | 352 | 241 | 612 | 133 | 330 |
| NIGER | 134 | 352 | 230 | 605 | 124 | 322 |
| CHAD | 41 | 68 | 86 | 129 | 47 | 70 |
| SENEGAL | 615 | 1 213 | 1 066 | 2 041 | 586 | 1 107 |
| GAMBIA | 95 | 425 | 120 | 497 | 67 | 269 |
| GUIN BISSAU | 56 | 139 | 117 | 245 | 64 | 132 |
| REP GUINEA | 64 | 114 | 96 | 167 | 53 | 91 |
| SIERRA LEONE | 544 | 1 497 | 840 | 2 503 | 461 | 1 348 |
| LIBERIA | 324 | 1 618 | 613 | 2 883 | 336 | 1 553 |
| IVORY COAST | 1 032 | 4 297 | 1 599 | 6 733 | 880 | 3 616 |
| GHANA | 828 | 3 481 | 940 | 4 729 | 517 | 2 543 |
| TOGO | 211 | 526 | 615 | 1 321 | 338 | 712 |
| BENIN | 81 | 432 | 137 | 801 | 76 | 433 |
| NIGERIA | 5 843 | 30 133 | 6 518 | 31 612 | 3 590 | 17 016 |
| CAMEROON | 793 | 2 197 | 1 322 | 3 771 | 726 | 2 029 |
| CENT AFR EMP | 177 | 353 | 300 | 608 | 164 | 328 |
| GABON | 280 | 1 030 | 488 | 1 777 | 269 | 958 |
| CONGO | 328 | 727 | 499 | 1 138 | 276 | 618 |
| ZAIRE | 1 347 | 5 575 | 2 424 | 8 603 | 1 335 | 4 628 |
| RWANDA | 240 | 637 | 392 | 1 012 | 216 | 545 |
| BURUNDI | 344 | 768 | 587 | 1 271 | 321 | 686 |
| ANGOLA | 106 | 1 168 | 181 | 1 704 | 100 | 908 |
| ETHIOPIA | 376 | 872 | 618 | 1 408 | 340 | 759 |
| DJIBOUTI | 25 | 101 | 52 | 186 | 28 | 99 |
| SOMALIA | 104 | 539 | 240 | 812 | 132 | 437 |
| KENYA | 2 633 | 6 404 | 3 669 | 13 095 | 2 017 | 7 029 |
| UGANDA | 218 | 766 | 379 | 1 397 | 211 | 756 |
| TANZANIA | 763 | 2 194 | 1 020 | 3 038 | 561 | 1 638 |
| MOZAMBIQUE | 90 | 289 | 145 | 458 | 79 | 244 |
| MADAGASCAR | 1 389 | 1 596 | 1 518 | 1 773 | 835 | 971 |
| REUNION | 1 449 | 4 665 | 1 938 | 5 988 | 1 065 | 3 215 |
| MAURITIUS | 126 | 246 | 188 | 362 | 103 | 195 |
| COMORO IS | 68 | 224 | 108 | 412 | 60 | 224 |
| ZAMBIA | 483 | 1 420 | 665 | 2 154 | 367 | 1 160 |
| MALAWI | 119 | 757 | 248 | 1 313 | 136 | 708 |
| REP S AFRICA | 6 473 | 29 584 | 4 654 | 32 274 | 2 546 | 17 335 |
| BOTSWANA | 27 | 63 | 19 | 68 | 11 | 37 |
| LESOTHO | 14 | 39 | 28 | 60 | 15 | 32 |
| USA | 747 029 | 2 637 272 | 1 136 915 | 3 934 988 | 625 183 | 2 116 865 |
| CANADA | 116 962 | 431 845 | 156 346 | 578 134 | 86 052 | 311 714 |
| MEXICO | 14 159 | 77 305 | 7 294 | 46 801 | 4 018 | 25 266 |
| BERMUDA | 91 | 534 | 123 | 692 | 68 | 373 |
| GUATEMALA | 530 | 3 120 | 806 | 4 109 | 447 | 2 207 |
| REP HONDURAS | 229 | 578 | 496 | 1 174 | 273 | 633 |
| EL SALVADOR | 78 | 466 | 162 | 763 | 90 | 412 |
| NICARAGUA | 36 | 36 | 66 | 66 | 37 | 37 |
| COSTA RICA | 542 | 1 673 | 944 | 2 910 | 520 | 1 573 |
| PANAM EX CZ | 1 292 | 2 998 | 1 849 | 4 511 | 1 015 | 2 434 |
| CUBA | 392 | 5 279 | 490 | 8 068 | 269 | 4 310 |
| REP HAITI | 104 | 431 | 193 | 736 | 105 | 395 |
| BAHAMAS | 28 | 28 | 68 | 68 | 38 | 38 |
| DOMINIC REP | 161 | 318 | 223 | 522 | 123 | 282 |
| AM VIRGIN IS | | 358 | | 547 | | 293 |
| GUADELOUPE | 967 | 2 284 | 1 297 | 3 223 | 713 | 1 743 |
| MARTINIQUE | 1 524 | 3 860 | 1 850 | 4 806 | 1 015 | 2 590 |
| JAMAICA | 166 | 362 | 280 | 600 | 153 | 322 |
| BARBADOS | 31 | 61 | 73 | 128 | 40 | 70 |
| WEST INDIES | 22 | 87 | 5 | 103 | 3 | 54 |
| TRINIDAD TOB | 43 | 334 | 96 | 781 | 53 | 421 |
| NETH ANTILL | 61 | 215 | 159 | 522 | 87 | 280 |
| COLOMBIA | 2 677 | 6 569 | 4 354 | 10 422 | 2 400 | 5 644 |
| VENEZUELA | 321 | 1 248 | 720 | 3 166 | 397 | 1 704 |
| GUYANA | 55 | 134 | 98 | 277 | 54 | 150 |
| SURINAM | 23 | 65 | 38 | 113 | 21 | 61 |
| FRENCH GUIAN | 317 | 690 | 398 | 925 | 221 | 504 |
| ECUADOR | 1 042 | 3 587 | 1 778 | 6 867 | 976 | 3 701 |
| PERU | 398 | 1 123 | 881 | 2 281 | 482 | 1 226 |
| BRAZIL | 725 | 2 006 | 1 826 | 4 956 | 1 003 | 2 675 |
| CHILE | 941 | 2 984 | 1 572 | 5 406 | 864 | 2 911 |
| BOLIVIA | 205 | 712 | 391 | 1 263 | 214 | 681 |
| PARAGUAY | 686 | 1 952 | 1 303 | 3 038 | 718 | 1 644 |
| URUGUAY | 7 894 | 16 854 | 9 446 | 19 773 | 5 203 | 10 709 |
| ARGENTINA | 10 877 | 16 051 | 19 968 | 30 622 | 10 991 | 16 633 |
| CYPRUS | 3 308 | 9 501 | 4 750 | 13 744 | 2 612 | 7 425 |
| LEBANON | 10 280 | 21 381 | 5 608 | 12 644 | 3 088 | 6 835 |

6 IMPORTS AND EXPORTS (SPECIAL TRADE) BY GROUPS OF THE SITC AND BY COUNTRIES OF PRODUCTION AND CONSUMPTION 1979

| GROUP COUNTRY | DT = 100 KG | | 1 000 DM | | 1 000 \$ | |
|------------------|-------------|----------|-----------|----------|-----------|----------|
| | JULY/SEPT | JAN/SEPT | JULY/SEPT | JAN/SEPT | JULY/SEPT | JAN/SEPT |
| SYRIA | 4 560 | 13 091 | 3 467 | 11 343 | 1 912 | 6 086 |
| IRAQ | 9 349 | 22 939 | 23 340 | 56 147 | 12 789 | 30 133 |
| IRAN | 2 029 | 9 621 | 2 841 | 14 036 | 1 566 | 7 550 |
| ISRAEL | 10 555 | 34 567 | 14 426 | 44 899 | 7 971 | 24 225 |
| JORDAN | 5 666 | 17 645 | 5 344 | 17 644 | 2 938 | 9 489 |
| SAUDI ARABIA | 3 189 | 24 735 | 7 696 | 53 706 | 4 225 | 28 786 |
| KUWAIT | 5 946 | 19 067 | 7 295 | 31 157 | 4 024 | 16 754 |
| BAHRAIN | 623 | 2 934 | 1 349 | 5 966 | 740 | 3 196 |
| QATAR | 2 540 | 8 668 | 5 891 | 19 452 | 3 245 | 10 491 |
| ARAB EMIRAT | 3 493 | 13 477 | 7 516 | 27 679 | 4 133 | 14 898 |
| OMAN | 1 444 | 3 643 | 3 144 | 7 518 | 1 737 | 4 074 |
| NORTH YEMEN | 223 | 1 136 | 403 | 1 905 | 222 | 1 024 |
| SOUTH YEMEN | 35 | 165 | 43 | 178 | 24 | 95 |
| AFGHANISTAN | 169 | 609 | 258 | 1 011 | 142 | 543 |
| PAKISTAN | 828 | 2 524 | 1 868 | 5 400 | 1 026 | 2 905 |
| INDIA | 333 | 1 357 | 560 | 2 403 | 309 | 1 291 |
| BANGLADESH | 133 | 428 | 233 | 702 | 129 | 376 |
| SRI LANKA | 509 | 1 327 | 702 | 1 676 | 385 | 904 |
| NEPAL | 13 | 71 | 22 | 123 | 12 | 65 |
| BHUTAN | 13 | 53 | 15 | 64 | 8 | 34 |
| BURMA | 146 | 214 | 265 | 353 | 145 | 192 |
| THAILAND | 2 360 | 12 965 | 3 493 | 16 686 | 1 924 | 8 920 |
| VIETNAM | 15 | 56 | 34 | 102 | 18 | 54 |
| INDONESIA | 1 736 | 4 930 | 2 777 | 7 926 | 1 524 | 4 264 |
| MALAYSIA | 10 242 | 40 103 | 15 632 | 54 535 | 8 591 | 29 292 |
| BRUNEI | 313 | 598 | 469 | 911 | 257 | 491 |
| SINGAPORE | 7 134 | 23 308 | 10 334 | 33 563 | 5 691 | 18 069 |
| PHILIPPINES | 2 459 | 12 466 | 3 263 | 16 348 | 1 802 | 8 796 |
| MONGOL P REP | | 40 | | 64 | | 35 |
| P REP CHINA | 446 | 911 | 776 | 1 776 | 431 | 959 |
| NORTH KOREA | 371 | 1 684 | 532 | 2 806 | 293 | 1 514 |
| SOUTH KOREA | 223 | 4 523 | 483 | 5 701 | 266 | 3 084 |
| JAPAN | 82 119 | 223 365 | 136 666 | 369 945 | 75 487 | 199 999 |
| TAIWAN | 2 847 | 34 365 | 2 860 | 39 222 | 1 569 | 21 008 |
| HONG KONG | 7 971 | 25 870 | 15 267 | 48 818 | 8 389 | 26 309 |
| AUSTRALIA | 25 685 | 91 937 | 46 032 | 159 165 | 25 310 | 85 602 |
| PAPUA NEW G | 90 | 206 | 225 | 455 | 123 | 246 |
| NEW ZEALAND | 1 530 | 4 904 | 3 550 | 10 673 | 1 956 | 5 748 |
| NEW CALEDON | 1 373 | 2 486 | 1 918 | 3 482 | 1 054 | 1 888 |
| FIJI | 14 | 163 | 31 | 326 | 18 | 175 |
| NEW HEBRIDES | 242 | 413 | 275 | 472 | 151 | 255 |
| FR POLYNESIA | 915 | 3 140 | 1 213 | 4 089 | 667 | 2 203 |

782 LORRIES, SPCL MTR VEH NES

| IMPORTS | 264 106 | 797 128 | 231 221 | 684 830 | 127 365 | 369 138 |
|--------------|-----------|-----------|-----------|-----------|---------|-----------|
| FRANCE | 54 713 | 139 493 | 43 840 | 115 252 | 24 122 | 62 250 |
| BELGIUM LUX | 39 058 | 135 203 | 36 746 | 125 479 | 20 292 | 67 666 |
| NETHERLANDS | 12 034 | 126 528 | 40 045 | 113 467 | 22 050 | 61 082 |
| ITALY | 33 739 | 111 190 | 27 151 | 88 981 | 14 969 | 47 956 |
| UNIT KINGDOM | 24 162 | 89 248 | 21 405 | 71 782 | 11 781 | 38 556 |
| IRISH REP | 70 | 1 727 | 94 | 1 575 | 52 | 854 |
| DENMARK | 7 390 | 15 347 | 1 637 | 3 202 | 902 | 1 738 |
| NORWAY | 675 | 1 811 | 692 | 1 375 | 383 | 745 |
| SWEDEN | 12 368 | 44 472 | 11 304 | 39 637 | 6 232 | 21 350 |
| FINLAND | 711 | 4 181 | 398 | 1 637 | 218 | 882 |
| SWITZERLAND | 2 497 | 8 881 | 2 494 | 9 241 | 1 369 | 4 967 |
| AUSTRIA | 16 524 | 45 838 | 19 996 | 49 564 | 10 980 | 26 730 |
| PORTUGAL | 68 | 68 | 131 | 131 | 73 | 73 |
| SPAIN | 1 432 | 3 764 | 1 159 | 3 161 | 639 | 1 707 |
| YUGOSLAVIA | 510 | 863 | 110 | 385 | 60 | 206 |
| GREECE | | 82 | | 97 | | 51 |
| USSR | 135 | 371 | 105 | 251 | 58 | 134 |
| POLAND | | 310 | | 300 | | 158 |
| CZECHOSLOVA | 872 | 2 151 | 643 | 1 260 | 351 | 679 |
| HUNGARY | 288 | 565 | 70 | 340 | 39 | 184 |
| RUMANIA | 110 | 220 | 62 | 109 | 34 | 59 |
| BULGARIA | 260 | 260 | 120 | 120 | 66 | 66 |
| USA | 17 874 | 45 567 | 17 860 | 45 302 | 9 848 | 24 458 |
| CANADA | 98 | 115 | 100 | 115 | 55 | 64 |
| BRAZIL | 232 | 429 | 330 | 380 | 180 | 206 |
| SAUDI ARABIA | | 816 | | 712 | | 384 |
| JAPAN | 8 224 | 17 486 | 4 698 | 10 879 | 2 594 | 5 879 |
| EXPORTS | 1 433 669 | 4 491 899 | 1 332 337 | 4 146 849 | 733 508 | 2 235 236 |
| FRANCE | 114 907 | 390 582 | 103 484 | 350 452 | 56 951 | 188 675 |
| BELGIUM LUX | 95 372 | 285 862 | 63 120 | 199 565 | 34 745 | 107 563 |
| NETHERLANDS | 115 238 | 371 376 | 101 022 | 325 892 | 55 634 | 175 491 |
| ITALY | 143 415 | 385 959 | 116 891 | 321 637 | 64 329 | 173 272 |
| UNIT KINGDOM | 98 784 | 338 326 | 85 950 | 295 610 | 47 354 | 159 237 |
| IRISH REP | 2 500 | 16 369 | 2 175 | 13 805 | 1 200 | 7 384 |
| DENMARK | 37 628 | 116 090 | 39 202 | 117 930 | 21 579 | 63 594 |
| ICELAND | 1 372 | 3 352 | 660 | 2 339 | 363 | 1 258 |
| NORWAY | 9 193 | 40 849 | 9 231 | 39 718 | 5 086 | 21 348 |
| SWEDEN | 14 158 | 57 006 | 15 557 | 59 912 | 8 568 | 32 201 |
| FINLAND | 16 379 | 40 263 | 15 583 | 38 002 | 8 594 | 20 554 |
| SWITZERLAND | 37 698 | 124 282 | 40 960 | 131 271 | 22 518 | 70 637 |
| AUSTRIA | 67 481 | 201 853 | 66 401 | 193 327 | 36 520 | 104 294 |
| PORTUGAL | 9 396 | 23 674 | 8 294 | 23 804 | 4 575 | 12 835 |
| SPAIN | 3 053 | 10 727 | 3 349 | 10 870 | 1 840 | 5 848 |

6 IMPORTS AND EXPORTS (SPECIAL TRADE) BY GROUPS OF THE SITC AND BY COUNTRIES OF PRODUCTION AND CONSUMPTION 1979

| GROUP COUNTRY | DT = 100 KG | | 1 000 DM | | 1 000 \$ | |
|------------------|-------------|----------|-----------|----------|-----------|----------|
| | JULY/SEPT | JAN/SEPT | JULY/SEPT | JAN/SEPT | JULY/SEPT | JAN/SEPT |
| ANDORRA | 83 | 374 | 62 | 354 | 34 | 189 |
| MALTA | 13 | 90 | 15 | 83 | 8 | 44 |
| YUGOSLAVIA | 32 827 | 110 249 | 31 410 | 104 751 | 17 289 | 56 373 |
| GREECE | 84 971 | 226 331 | 41 810 | 112 521 | 23 023 | 60 740 |
| TURKEY | 2 017 | 11 309 | 347 | 6 799 | 191 | 3 635 |
| USSR | 410 | 23 590 | 535 | 27 035 | 298 | 14 340 |
| POLAND | 2 039 | 6 345 | 2 935 | 8 104 | 1 614 | 4 350 |
| CZECHOSLOVA | 7 216 | 12 370 | 10 642 | 16 655 | 5 874 | 9 110 |
| HUNGARY | 298 | 3 428 | 560 | 5 726 | 307 | 3 066 |
| RUMANIA | | 146 | | 294 | | 156 |
| BULGARIA | 5 130 | 7 612 | 6 000 | 8 282 | 3 288 | 4 499 |
| CANARY IS | 1 400 | 5 177 | 1 435 | 5 232 | 791 | 2 808 |
| MOROCCO | 323 | 1 432 | 350 | 1 734 | 192 | 924 |
| ALGERIA | 16 744 | 48 054 | 25 569 | 71 255 | 14 045 | 38 624 |
| TUNISIA | 24 593 | 32 043 | 32 786 | 40 712 | 18 196 | 22 435 |
| LIBYA | 21 671 | 103 418 | 46 225 | 141 872 | 25 414 | 76 643 |
| EGYPT | 22 973 | 65 854 | 22 735 | 70 940 | 12 535 | 38 167 |
| SUDAN | 3 265 | 7 675 | 2 410 | 7 248 | 1 335 | 3 897 |
| MAURITANIA | 420 | 1 582 | 521 | 1 780 | 285 | 962 |
| MALI | 959 | 2 049 | 446 | 1 271 | 247 | 692 |
| UPPER VOLTA | 53 | 238 | 84 | 222 | 46 | 120 |
| NIGER | 695 | 3 941 | 873 | 5 561 | 483 | 3 009 |
| CHAD | | 162 | | 269 | | 145 |
| CAPE VERDE | | 281 | | 329 | | 177 |
| SENEGAL | 722 | 1 549 | 908 | 2 322 | 498 | 1 257 |
| GUIN BISSAU | 12 | 71 | 12 | 112 | 6 | 60 |
| REP GUINEA | 41 | 182 | 63 | 247 | 35 | 133 |
| SIERRA LEONE | 113 | 785 | 103 | 738 | 56 | 395 |
| LIBERIA | 464 | 2 294 | 567 | 4 486 | 309 | 2 390 |
| IVORY COAST | 4 296 | 12 526 | 5 042 | 14 388 | 2 771 | 7 731 |
| GHANA | 111 | 5 559 | 71 | 2 827 | 39 | 1 507 |
| TOGO | 89 | 1 142 | 56 | 1 071 | 31 | 574 |
| BENIN | | 1 337 | | 2 201 | | 1 185 |
| NIGERIA | 27 574 | 59 134 | 30 306 | 59 387 | 16 700 | 32 232 |
| CAMEROUN | 3 229 | 11 360 | 2 284 | 8 999 | 1 255 | 4 842 |
| CENT AFR EMP | 225 | 786 | 89 | 505 | 49 | 272 |
| GABON | 1 636 | 4 453 | 1 879 | 4 982 | 1 033 | 2 678 |
| CONGO | 1 068 | 6 494 | 1 275 | 8 190 | 701 | 4 372 |
| ZAIRE | 4 327 | 11 421 | 5 179 | 13 024 | 2 865 | 7 052 |
| RWANDA | 2 399 | 3 805 | 2 393 | 3 962 | 1 324 | 2 167 |
| BURUNDI | 1 375 | 4 179 | 1 838 | 5 423 | 1 006 | 2 935 |
| ANGOLA | | 79 | | 187 | | 99 |
| ETHIOPIA | 1 169 | 2 472 | 1 144 | 2 769 | 629 | 1 499 |
| DJIBOUTI | | 193 | | 217 | | 114 |
| SOMALIA | 52 | 1 805 | 69 | 1 542 | 38 | 829 |
| KENYA | 4 487 | 18 033 | 5 404 | 24 180 | 2 978 | 13 045 |
| UGANDA | 27 | 520 | 50 | 697 | 27 | 375 |
| TANZANIA | 477 | 3 654 | 854 | 5 094 | 470 | 2 709 |
| MADAGASCAR | 4 741 | 10 988 | 5 001 | 11 474 | 2 761 | 6 217 |
| REUNION | 548 | 1 526 | 557 | 1 518 | 305 | 816 |
| MAURITIUS | 52 | 52 | 100 | 100 | 55 | 55 |
| ZAMBIA | 306 | 2 009 | 310 | 2 074 | 169 | 1 120 |
| MALAWI | 1 255 | 2 670 | 2 463 | 4 178 | 1 348 | 2 262 |
| REP S AFRICA | 26 375 | 157 944 | 29 390 | 177 952 | 16 211 | 95 347 |
| USA | 5 091 | 48 141 | 2 929 | 39 634 | 1 608 | 21 194 |
| CANADA | 2 637 | 9 801 | 2 522 | 9 392 | 1 384 | 5 053 |
| MEXICO | 12 487 | 50 197 | 6 265 | 26 613 | 3 497 | 14 313 |
| BERMUDA | | 253 | | 211 | | 112 |
| GUATEMALA | 496 | 1 051 | 139 | 333 | 76 | 180 |
| EL SALVADOR | 1 553 | 2 938 | 272 | 918 | 151 | 499 |
| NICARAGUA | | 7 715 | | 2 185 | | 1 168 |
| COSTA RICA | | 366 | | 386 | | 208 |
| CUBA | | 132 | | 115 | | 60 |
| DOMINIC REP | | 237 | | 200 | | 107 |
| GUADELOUPE | 1 462 | 4 002 | 1 563 | 4 200 | 863 | 2 272 |
| MARTINIQUE | 404 | 1 682 | 412 | 1 747 | 225 | 936 |
| TRINIDAD TOB | | 62 | | 128 | | 68 |
| COLOMBIA | 1 884 | 5 243 | 2 398 | 7 015 | 1 325 | 3 793 |
| VENEZUELA | 250 | 1 172 | 884 | 3 828 | 484 | 2 063 |
| ECUADOR | 1 948 | 7 300 | 2 116 | 7 698 | 1 166 | 4 160 |
| PERU | 15 | 147 | 19 | 205 | 11 | 109 |
| BRAZIL | | 653 | | 840 | | 451 |
| CHILE | 2 008 | 8 159 | 2 417 | 10 216 | 1 345 | 5 522 |
| BOLIVIA | 29 | 86 | 49 | 143 | 27 | 77 |
| PARAGUAY | 213 | 1 463 | 434 | 932 | 238 | 503 |
| ARGENTINA | 431 | 10 206 | 847 | 13 730 | 463 | 7 428 |
| CYPRUS | 376 | 1 173 | 218 | 744 | 119 | 398 |
| LEBANON | 10 344 | 30 969 | 6 906 | 23 570 | 3 800 | 12 653 |
| SYRIA | 35 809 | 93 217 | 15 541 | 36 142 | 8 537 | 19 527 |
| IRAQ | 52 228 | 184 198 | 64 640 | 209 725 | 35 573 | 113 011 |
| IRAN | 8 037 | 25 621 | 15 114 | 44 058 | 8 324 | 23 825 |
| ISRAEL | 8 013 | 31 640 | 7 570 | 30 828 | 4 187 | 16 577 |
| JORDAN | 13 033 | 41 478 | 6 874 | 26 343 | 3 783 | 14 162 |
| SAUDI ARABIA | 117 626 | 294 079 | 120 423 | 305 194 | 66 255 | 164 980 |
| KUWAIT | 30 390 | 54 816 | 31 988 | 56 510 | 17 554 | 30 631 |
| BAHRAIN | 63 | 257 | 29 | 379 | 16 | 206 |
| QATAR | 1 489 | 5 816 | 1 754 | 7 010 | 965 | 3 772 |
| ARAB EMIRAT | 7 226 | 22 013 | 6 857 | 22 330 | 3 764 | 12 021 |
| OMAN | 7 725 | 8 962 | 7 350 | 8 614 | 4 028 | 4 699 |
| NORTH YEMEN | 87 | 1 272 | 86 | 1 038 | 47 | 556 |
| AFGHANISTAN | 55 | 174 | 5 | 152 | 3 | 82 |
| PAKISTAN | 1 492 | 25 467 | 1 839 | 21 180 | 1 008 | 11 426 |

6 IMPORTS AND EXPORTS (SPECIAL TRADE) BY GROUPS OF THE SITC AND BY COUNTRIES OF PRODUCTION AND CONSUMPTION 1979

| GROUP COUNTRY | DT = 100 KG JULY/SEPT | JAN/SEPT | 1 000 DM JULY/SEPT | JAN/SEPT | 1 000 \$ JULY/SEPT | JAN/SEPT |
|-----------------------------|--------------------------|----------|-----------------------|-----------|-----------------------|----------|
| INDIA | 487 | 2 443 | 1 603 | 3 835 | 893 | 2 092 |
| BANGLADESH | 71 | 83 | 80 | 99 | 44 | 54 |
| SRI LANKA | 189 | 1 101 | 115 | 891 | 64 | 473 |
| BURMA | 215 | 215 | 3 303 | 3 303 | 1 833 | 1 833 |
| VIETNAM | 560 | 595 | 721 | 731 | 394 | 399 |
| INDONESIA | 1 042 | 2 556 | 4 882 | 6 377 | 2 711 | 3 504 |
| MALAYSIA | 2 368 | 20 683 | 2 060 | 19 000 | 1 145 | 10 227 |
| SINGAPORE | 1 212 | 10 396 | 219 | 867 | 119 | 464 |
| PHILIPPINES | 1 569 | 9 356 | 1 906 | 8 607 | 1 045 | 4 643 |
| P. REP. CHINA | 1 163 | 31 061 | 1 167 | 27 016 | 640 | 14 436 |
| NORTH KOREA | | 171 | | 199 | | 107 |
| SOUTH KOREA | 100 | 653 | 117 | 1 047 | 64 | 565 |
| JAPAN | | 1 677 | | 2 091 | | 1 119 |
| TAIWAN | 660 | 745 | 1 280 | 1 522 | 702 | 829 |
| HONG KONG | 899 | 1 678 | 956 | 2 169 | 526 | 1 165 |
| AUSTRALIA | 5 491 | 14 659 | 5 513 | 14 380 | 3 026 | 7 756 |
| PAPUA NEW G. | | 131 | | 253 | | 136 |
| NEW ZEALAND | 583 | 651 | 655 | 717 | 365 | 398 |
| NEW CALEDON | | 98 | | 93 | | 49 |
| FR. POLYNESIA | 95 | 1 006 | 109 | 1 009 | 61 | 541 |
| 783 ROAD MOTOR VEHICLES NES | | | | | | |
| IMPORTS | 41 229 | 111 623 | 44 202 | 120 465 | 24 298 | 64 964 |
| FRANCE | 3 773 | 11 420 | 2 080 | 7 877 | 1 142 | 4 239 |
| BELGIUM LUX | 5 368 | 18 007 | 5 570 | 19 176 | 3 062 | 10 307 |
| NETHERLANDS | 2 963 | 13 780 | 2 002 | 11 719 | 1 105 | 6 293 |
| ITALY | 23 098 | 47 987 | 27 031 | 55 383 | 14 859 | 29 952 |
| UNTD KINGDOM | 112 | 659 | 18 | 253 | 9 | 134 |
| DENMARK | 70 | 214 | 20 | 184 | 11 | 98 |
| SWEDEN | 575 | 736 | 356 | 617 | 197 | 337 |
| FINLAND | 434 | 1 268 | 586 | 1 704 | 320 | 922 |
| SWITZERLAND | 1 217 | 6 795 | 2 230 | 11 314 | 1 222 | 6 085 |
| AUSTRIA | 1 593 | 7 121 | 2 263 | 8 375 | 1 250 | 4 505 |
| YUGOSLAVIA | | 613 | | 880 | | 466 |
| CZECHOSLOVA | 84 | 169 | 20 | 79 | 11 | 43 |
| HUNGARY | 1 854 | 2 700 | 1 996 | 2 791 | 1 094 | 1 522 |
| USA | | 66 | | 83 | | 45 |
| EXPORTS | 301 945 | 896 641 | 389 734 | 1 171 711 | 214 433 | 631 036 |
| FRANCE | 51 158 | 186 349 | 56 535 | 218 449 | 31 125 | 117 450 |
| BELGIUM LUX | 15 663 | 44 719 | 14 305 | 53 386 | 7 874 | 28 733 |
| NETHERLANDS | 16 131 | 49 339 | 16 255 | 53 216 | 8 945 | 28 626 |
| ITALY | 15 334 | 50 390 | 14 986 | 46 098 | 8 254 | 24 842 |
| UNTD KINGDOM | 15 532 | 39 796 | 17 474 | 44 257 | 9 635 | 23 875 |
| IRISH REP | 2 036 | 5 085 | 2 143 | 5 330 | 1 189 | 2 886 |
| DENMARK | 2 491 | 9 292 | 3 016 | 11 937 | 1 660 | 6 427 |
| ICELAND | 192 | 387 | 20 | 98 | 11 | 53 |
| NORWAY | 162 | 1 189 | 192 | 1 472 | 106 | 782 |
| SWEDEN | 2 259 | 6 171 | 2 836 | 9 255 | 1 564 | 4 969 |
| FINLAND | 520 | 1 491 | 531 | 1 491 | 291 | 804 |
| SWITZERLAND | 4 946 | 24 002 | 8 942 | 45 383 | 4 923 | 24 359 |
| AUSTRIA | 15 484 | 56 527 | 22 410 | 86 155 | 12 298 | 46 266 |
| PORTUGAL | 897 | 2 337 | 755 | 1 746 | 416 | 943 |
| SPAIN | | 1 932 | | 2 173 | | 1 146 |
| ANDORRA | 245 | 245 | 318 | 318 | 174 | 174 |
| YUGOSLAVIA | 3 021 | 23 219 | 4 014 | 27 374 | 2 208 | 14 661 |
| GREECE | 4 471 | 14 886 | 2 653 | 12 047 | 1 460 | 6 454 |
| TURKEY | 641 | 2 365 | 281 | 894 | 154 | 483 |
| USSR | 6 570 | 7 554 | 5 846 | 7 185 | 3 202 | 3 924 |
| POLAND | | 1 529 | | 1 332 | | 710 |
| CZECHOSLOVA | | 361 | | 252 | | 137 |
| HUNGARY | 2 573 | 3 016 | 2 452 | 2 793 | 1 344 | 1 527 |
| CANARY IS | 314 | 2 777 | 345 | 4 364 | 191 | 2 342 |
| MOROCCO | | 114 | | 217 | | 116 |
| ALGERIA | 12 471 | 38 946 | 21 912 | 66 580 | 11 992 | 35 642 |
| TUNISIA | 1 369 | 1 728 | 2 945 | 3 486 | 1 613 | 1 902 |
| LIBYA | 16 590 | 37 774 | 38 637 | 88 922 | 21 222 | 47 921 |
| EGYPT | 804 | 2 620 | 585 | 3 267 | 324 | 1 767 |
| SUDAN | 2 421 | 2 758 | 2 216 | 2 763 | 1 234 | 1 527 |
| NIGER | 62 | 697 | 59 | 955 | 33 | 516 |
| SENEGAL | 96 | 96 | 178 | 178 | 97 | 97 |
| SIERRA LEONE | 165 | 250 | 106 | 188 | 58 | 101 |
| LIBERIA | 130 | 250 | 173 | 353 | 95 | 191 |
| IVORY COAST | | 182 | | 202 | | 107 |
| GHANA | 331 | 2 352 | 392 | 4 305 | 218 | 2 335 |
| TOGO | 132 | 132 | 179 | 179 | 98 | 98 |
| NIGERIA | 7 193 | 13 807 | 8 276 | 16 369 | 4 539 | 8 864 |
| CENT AFR EMP | | 65 | | 62 | | 34 |
| GABON | | 279 | | 471 | | 247 |
| ZAIRE | 201 | 410 | 287 | 531 | 157 | 287 |
| RWANDA | | 62 | | 90 | | 48 |
| BURUNDI | | 615 | | 1 112 | | 599 |
| KENYA | 505 | 565 | 592 | 710 | 326 | 389 |
| UGANDA | 123 | 183 | 133 | 196 | 74 | 107 |
| MADAGASCAR | 197 | 197 | 273 | 273 | 149 | 149 |
| ZAMBIA | | 604 | | 663 | | 356 |
| MALAWI | | 865 | | 1 163 | | 614 |
| REP S AFRICA | 9 921 | 31 758 | 10 916 | 34 709 | 6 007 | 18 637 |
| USA | | 10 966 | | 21 660 | | 11 668 |

6 IMPORTS AND EXPORTS (SPECIAL TRADE) BY GROUPS OF THE SITC AND BY COUNTRIES OF PRODUCTION AND CONSUMPTION 1979

| GROUP COUNTRY | DT = 100 KG | | 1 000 DM | | 1 000 \$ | |
|------------------|-------------|----------|-----------|----------|-----------|----------|
| | JULY/SEPT | JAN/SEPT | JULY/SEPT | JAN/SEPT | JULY/SEPT | JAN/SEPT |
| GUADELOUPE | 140 | 274 | 119 | 259 | 66 | 141 |
| MARTINIQUE | 39 | 848 | 41 | 848 | 23 | 456 |
| COLOMBIA | 73 | 73 | 101 | 101 | 56 | 56 |
| ECUADOR | 578 | 1 412 | 724 | 1 741 | 402 | 948 |
| PERU | 92 | 92 | 301 | 301 | 165 | 165 |
| BRAZIL | 104 | 104 | 428 | 428 | 235 | 235 |
| CHILE | 2 714 | 12 404 | 4 789 | 26 531 | 2 647 | 14 282 |
| PARAGUAY | 313 | 313 | 155 | 155 | 84 | 84 |
| ARGENTINA | 132 | 492 | 155 | 338 | 85 | 184 |
| CYPRUS | 190 | 263 | 38 | 68 | 21 | 37 |
| LEBANON | 3 186 | 4 744 | 3 108 | 3 905 | 1 710 | 2 134 |
| SYRIA | 3 411 | 8 139 | 1 570 | 4 079 | 870 | 2 207 |
| IRAQ | 5 929 | 18 149 | 7 171 | 22 741 | 3 943 | 12 215 |
| IRAN | | 315 | | 589 | | 316 |
| ISRAEL | 3 765 | 14 503 | 5 964 | 25 903 | 3 279 | 13 908 |
| JORDAN | 2 247 | 10 082 | 908 | 8 290 | 499 | 4 432 |
| SAUDI ARABIA | 56 747 | 96 942 | 89 954 | 134 779 | 49 566 | 73 426 |
| KUWAIT | 633 | 9 693 | 725 | 14 901 | 400 | 7 865 |
| QATAR | 543 | 2 844 | 609 | 3 069 | 334 | 1 641 |
| ARAB EMIRAT | 170 | 3 662 | 181 | 4 541 | 99 | 2 403 |
| OMAN | 117 | 1 337 | 49 | 1 605 | 27 | 856 |
| NORTH YEMEN | | 293 | | 345 | | 183 |
| AFGHANISTAN | | 1 369 | | 387 | | 208 |
| PAKISTAN | 70 | 130 | 9 | 92 | 5 | 49 |
| MALAYSIA | 2 007 | 2 369 | 1 734 | 2 052 | 961 | 1 130 |
| SINGAPORE | 278 | 1 083 | 12 | 1 657 | 7 | 876 |
| PHILIPPINES | 455 | 3 160 | 475 | 3 236 | 260 | 1 739 |
| P REP CHINA | 2 015 | 4 420 | 2 300 | 4 794 | 1 261 | 2 603 |
| SOUTH KOREA | | 59 | | 113 | | 59 |
| JAPAN | 143 | 515 | 820 | 2 474 | 450 | 1 340 |
| TAIWAN | 344 | 344 | 778 | 778 | 426 | 426 |
| HONG KONG | 632 | 1 684 | 719 | 2 168 | 393 | 1 169 |
| AUSTRALIA | 1 404 | 10 752 | 1 484 | 11 399 | 819 | 6 136 |
| NEW CALEDON | 78 | 138 | 77 | 143 | 43 | 78 |
| FR POLYNESIA | 45 | 45 | 68 | 68 | 37 | 37 |

784 MOTOR VEHL PTS,ACC NES

| IMPORTS | 1 192 416 | 3 791 405 | 887 802 | 2 805 969 | 488 878 | 1 511 655 |
|--------------|-----------|-----------|-----------|-----------|-----------|-----------|
| FRANCE | 374 165 | 1 261 979 | 349 090 | 1 172 054 | 192 311 | 631 113 |
| BELGIUM LUX | 120 538 | 386 965 | 63 418 | 190 340 | 34 907 | 102 680 |
| NETHERLANDS | 76 367 | 243 932 | 35 569 | 117 415 | 19 587 | 63 247 |
| ITALY | 166 437 | 485 116 | 119 003 | 347 950 | 65 538 | 187 606 |
| UNTD KINGDOM | 160 200 | 558 850 | 125 635 | 406 342 | 69 202 | 218 810 |
| IRISH REP | 1 357 | 5 187 | 2 695 | 11 040 | 1 481 | 5 934 |
| DENMARK | 16 669 | 50 964 | 9 283 | 30 298 | 5 119 | 16 328 |
| NORWAY | 2 742 | 9 846 | 2 564 | 9 049 | 1 410 | 4 863 |
| SWEDEN | 16 078 | 43 302 | 15 920 | 41 531 | 8 760 | 22 416 |
| FINLAND | 584 | 1 207 | 387 | 1 040 | 215 | 568 |
| SWITZERLAND | 34 890 | 97 972 | 22 598 | 67 961 | 12 435 | 36 582 |
| AUSTRIA | 44 477 | 116 576 | 32 737 | 79 306 | 18 021 | 42 864 |
| SPAIN | 43 338 | 127 324 | 20 249 | 66 833 | 11 139 | 36 019 |
| YUGOSLAVIA | 37 389 | 123 323 | 12 700 | 42 409 | 6 998 | 22 829 |
| TURKEY | 950 | 2 222 | 125 | 291 | 68 | 156 |
| USSR | 726 | 1 592 | 613 | 1 749 | 334 | 940 |
| POLAND | 493 | 2 110 | 669 | 1 817 | 368 | 979 |
| CZECHOSLOVA | 2 558 | 6 513 | 874 | 2 329 | 481 | 1 256 |
| HUNGARY | 828 | 1 816 | 375 | 859 | 206 | 466 |
| RUMANIA | 2 355 | 4 205 | 309 | 680 | 170 | 369 |
| IVORY COAST | 8 | 8 | 171 | 171 | 93 | 93 |
| REP S AFRICA | 351 | 1 660 | 248 | 912 | 136 | 489 |
| USA | 34 311 | 96 667 | 35 893 | 104 982 | 19 742 | 56 560 |
| CANADA | 3 074 | 11 423 | 1 135 | 4 009 | 627 | 2 155 |
| MEXICO | 16 351 | 61 178 | 6 145 | 24 225 | 3 381 | 13 017 |
| BRAZIL | 12 416 | 33 801 | 13 466 | 35 820 | 7 393 | 19 303 |
| URUGUAY | 155 | 485 | 356 | 1 189 | 196 | 643 |
| ARGENTINA | 17 | 38 | 33 | 59 | 18 | 30 |
| ISRAEL | 183 | 452 | 190 | 357 | 106 | 196 |
| INDIA | 525 | 819 | 191 | 359 | 105 | 194 |
| THAILAND | 6 | 19 | 33 | 100 | 19 | 53 |
| PHILIPPINES | 12 531 | 24 892 | 5 460 | 8 917 | 3 001 | 4 845 |
| JAPAN | 8 994 | 27 717 | 9 412 | 32 721 | 5 172 | 17 596 |
| TAIWAN | 28 | 116 | 12 | 69 | 6 | 36 |
| HONG KONG | 60 | 75 | 68 | 130 | 37 | 69 |
| AUSTRALIA | 173 | 753 | 110 | 447 | 61 | 239 |
| EXPORTS | 2 626 009 | 8 520 722 | 2 633 182 | 8 292 252 | 1 450 015 | 4 467 225 |
| FRANCE | 339 139 | 1 190 545 | 324 818 | 1 087 967 | 179 004 | 586 085 |
| BELGIUM LUX | 486 374 | 1 671 859 | 316 985 | 1 056 864 | 174 717 | 569 402 |
| NETHERLANDS | 142 504 | 440 228 | 120 314 | 383 767 | 66 248 | 206 751 |
| ITALY | 122 855 | 407 152 | 173 308 | 562 304 | 95 425 | 302 740 |
| UNTD KINGDOM | 242 101 | 813 863 | 180 673 | 602 325 | 99 516 | 324 241 |
| IRISH REP | 2 344 | 5 931 | 2 884 | 8 882 | 1 582 | 4 776 |
| DENMARK | 37 722 | 109 818 | 39 958 | 114 961 | 21 985 | 61 964 |
| ICELAND | 527 | 1 363 | 801 | 2 835 | 441 | 1 521 |
| NORWAY | 20 730 | 50 871 | 27 990 | 77 646 | 15 428 | 41 947 |
| SWEDEN | 155 945 | 479 660 | 112 647 | 362 788 | 62 089 | 195 519 |
| FINLAND | 17 704 | 45 451 | 18 685 | 53 293 | 10 283 | 28 738 |
| SWITZERLAND | 50 068 | 154 203 | 63 814 | 195 455 | 35 148 | 105 362 |
| AUSTRIA | 133 999 | 350 050 | 136 730 | 375 315 | 75 321 | 202 511 |

6 IMPORTS AND EXPORTS (SPECIAL TRADE) BY GROUPS OF THE SITC AND BY COUNTRIES OF PRODUCTION AND CONSUMPTION 1979

| GROUP COUNTRY | DT = 100 KG | | 1 000 DM | | 1 000 \$ | |
|------------------|-------------|----------|-----------|-----------|-----------|----------|
| | JULY/SEPT | JAN/SEPT | JULY/SEPT | JAN/SEPT | JULY/SEPT | JAN/SEPT |
| PORTUGAL | 5 085 | 15 482 | 10 455 | 30 494 | 5 756 | 16 434 |
| SPAIN | 29 372 | 105 807 | 22 591 | 80 603 | 12 448 | 43 363 |
| ANDORRA | 55 | 313 | 130 | 545 | 72 | 292 |
| MALTA | 109 | 434 | 191 | 700 | 106 | 378 |
| YUGOSLAVIA | 28 001 | 96 007 | 49 939 | 157 823 | 27 473 | 84 814 |
| GREECE | 49 774 | 174 852 | 24 795 | 85 277 | 13 652 | 45 868 |
| TURKEY | 9 689 | 32 811 | 17 323 | 59 227 | 9 537 | 31 884 |
| USSR | 8 556 | 30 639 | 20 734 | 64 957 | 11 386 | 34 999 |
| POLAND | 3 762 | 11 519 | 8 485 | 22 420 | 4 658 | 12 091 |
| CZECHOSLOVA | 1 184 | 3 528 | 1 672 | 4 458 | 922 | 2 407 |
| HUNGARY | 8 396 | 27 482 | 12 292 | 41 116 | 6 768 | 22 147 |
| RUMANIA | 1 312 | 4 907 | 2 795 | 10 247 | 1 534 | 5 505 |
| BULGARIA | 2 351 | 6 984 | 3 854 | 10 364 | 2 120 | 5 587 |
| CANARY IS | 917 | 3 170 | 2 263 | 7 005 | 1 243 | 3 768 |
| MOROCCO | 474 | 1 140 | 1 361 | 3 377 | 748 | 1 822 |
| CEUTA MEL | 54 | 353 | 166 | 965 | 90 | 515 |
| ALGERIA | 17 239 | 44 575 | 26 360 | 72 902 | 14 488 | 39 297 |
| TUNISIA | 1 125 | 3 254 | 3 645 | 8 530 | 1 674 | 4 606 |
| LIBYA | 5 921 | 13 866 | 16 213 | 36 262 | 8 902 | 19 605 |
| EGYPT | 19 118 | 53 055 | 8 861 | 33 621 | 4 880 | 18 101 |
| SUDAN | 394 | 2 754 | 1 033 | 6 537 | 567 | 3 495 |
| MAURITANIA | 181 | 411 | 337 | 856 | 186 | 462 |
| MALI | 116 | 255 | 189 | 370 | 103 | 198 |
| UPPER VOLTA | 120 | 252 | 248 | 471 | 136 | 251 |
| NIGER | 276 | 703 | 643 | 1 630 | 354 | 881 |
| CHAD | 44 | 65 | 115 | 143 | 63 | 79 |
| CAPE VERDE | 11 | 25 | 60 | 115 | 34 | 64 |
| SENEGAL | 138 | 415 | 439 | 1 116 | 239 | 602 |
| GAMBIA | 29 | 98 | 22 | 96 | 13 | 54 |
| SIERRA LEONE | 201 | 572 | 750 | 1 886 | 411 | 1 016 |
| LIBERIA | 373 | 1 135 | 1 009 | 2 799 | 556 | 1 510 |
| IVORY COAST | 829 | 2 270 | 2 324 | 6 055 | 1 279 | 3 265 |
| GHANA | 3 993 | 10 313 | 4 189 | 12 888 | 2 302 | 6 966 |
| TOGO | 72 | 273 | 222 | 756 | 122 | 405 |
| BENIN | 41 | 178 | 126 | 475 | 67 | 253 |
| NIGERIA | 14 605 | 29 424 | 25 295 | 52 382 | 13 923 | 28 416 |
| CAMEROON | 553 | 1 583 | 1 095 | 3 255 | 605 | 1 754 |
| CENT AFR EMP | 147 | 477 | 54 | 310 | 30 | 167 |
| GABON | 353 | 1 036 | 1 027 | 2 834 | 566 | 1 530 |
| CONGO | 171 | 493 | 406 | 957 | 219 | 513 |
| ZAIRE | 727 | 1 442 | 2 140 | 4 479 | 1 177 | 2 424 |
| RWANDA | 173 | 634 | 505 | 1 779 | 279 | 959 |
| BURUNDI | 121 | 281 | 428 | 809 | 237 | 439 |
| ANGOLA | 303 | 1 147 | 1 019 | 3 827 | 560 | 2 053 |
| ETHIOPIA | 575 | 1 121 | 1 627 | 3 369 | 898 | 1 826 |
| SOMALIA | 42 | 332 | 38 | 608 | 20 | 324 |
| KENYA | 1 077 | 5 368 | 2 431 | 7 859 | 1 340 | 4 227 |
| UGANDA | 146 | 457 | 535 | 1 751 | 293 | 949 |
| TANZANIA | 1 347 | 2 588 | 2 720 | 5 583 | 1 497 | 3 022 |
| MOZAMBIQUE | 12 | 76 | 71 | 223 | 39 | 120 |
| MADAGASCAR | 561 | 1 876 | 1 387 | 3 933 | 762 | 2 111 |
| REUNION | 412 | 811 | 733 | 1 586 | 405 | 859 |
| MAURITIUS | 18 | 89 | 47 | 199 | 24 | 106 |
| ZAMBIA | 311 | 1 913 | 768 | 4 626 | 423 | 2 481 |
| MALAWI | 80 | 189 | 268 | 538 | 148 | 292 |
| REP S AFRICA | 65 907 | 225 793 | 110 936 | 364 830 | 61 004 | 196 224 |
| USA | 241 940 | 840 236 | 303 881 | 1 003 108 | 167 366 | 540 257 |
| CANADA | 12 204 | 32 936 | 18 223 | 51 668 | 10 039 | 27 872 |
| MEXICO | 99 360 | 351 604 | 68 467 | 236 612 | 37 709 | 127 259 |
| BERMUDA | 34 | 97 | 76 | 232 | 42 | 124 |
| GUATEMALA | 360 | 917 | 690 | 2 449 | 380 | 1 318 |
| REP HONDURAS | 100 | 209 | 298 | 732 | 165 | 395 |
| EL SALVADOR | 462 | 1 686 | 618 | 2 401 | 338 | 1 288 |
| NICARAGUA | 3 | 108 | 6 | 265 | 3 | 140 |
| COSTA RICA | 141 | 1 519 | 434 | 2 803 | 238 | 1 506 |
| PANAM EX CZ | 86 | 269 | 232 | 726 | 129 | 395 |
| CUBA | 563 | 2 249 | 1 660 | 5 989 | 911 | 3 217 |
| REP HAITI | 35 | 89 | 125 | 277 | 68 | 149 |
| DOMINIC REP | 118 | 530 | 254 | 789 | 140 | 425 |
| GUADELOUPE | 443 | 1 047 | 757 | 1 956 | 419 | 1 061 |
| MARTINIQUE | 505 | 1 235 | 796 | 1 959 | 437 | 1 061 |
| JAMAICA | 58 | 189 | 110 | 411 | 61 | 223 |
| BARBADOS | 7 | 33 | 16 | 72 | 9 | 40 |
| TRINIDAD TOB | 43 | 129 | 108 | 338 | 59 | 184 |
| COLOMBIA | 760 | 2 202 | 1 850 | 5 051 | 1 018 | 2 721 |
| VENEZUELA | 1 673 | 4 642 | 2 634 | 10 193 | 1 450 | 5 488 |
| SURINAM | 52 | 728 | 79 | 251 | 43 | 137 |
| FRENCH GUIAN | 4 | 27 | 17 | 85 | 8 | 44 |
| ECUADOR | 543 | 1 837 | 1 417 | 4 649 | 776 | 2 503 |
| PERU | 927 | 1 490 | 729 | 1 623 | 402 | 877 |
| BRAZIL | 4 906 | 19 308 | 8 744 | 27 944 | 4 809 | 15 060 |
| CHILE | 649 | 2 221 | 2 287 | 7 542 | 1 263 | 4 068 |
| BOLIVIA | 85 | 275 | 247 | 780 | 137 | 422 |
| PARAGUAY | 201 | 609 | 610 | 1 738 | 336 | 939 |
| URUGUAY | 665 | 2 330 | 1 308 | 3 812 | 719 | 2 055 |
| ARGENTINA | 4 330 | 12 897 | 8 329 | 25 077 | 4 580 | 13 501 |
| CYPRUS | 493 | 1 389 | 717 | 2 533 | 396 | 1 367 |
| LEBANON | 8 808 | 23 265 | 4 266 | 13 496 | 2 353 | 7 283 |
| SYRIA | 25 467 | 67 433 | 5 344 | 17 486 | 2 948 | 9 430 |
| IRAQ | 12 868 | 33 607 | 34 401 | 78 287 | 18 974 | 42 397 |
| IRAN | 27 925 | 53 913 | 33 961 | 66 668 | 18 644 | 36 032 |
| ISRAEL | 6 631 | 20 005 | 10 806 | 27 873 | 5 954 | 15 053 |

6 IMPORTS AND EXPORTS (SPECIAL TRADE) BY GROUPS OF THE SITC AND BY COUNTRIES OF PRODUCTION AND CONSUMPTION 1979

| GROUP COUNTRY | DT = 100 KG | | 1 000 DM | | 1 000 \$ | |
|------------------|-------------|----------|-----------|----------|-----------|----------|
| | JULY/SEPT | JAN/SEPT | JULY/SEPT | JAN/SEPT | JULY/SEPT | JAN/SEPT |
| JORDAN | 7 058 | 21 153 | 3 618 | 12 688 | 1 989 | 6 822 |
| SAUDI ARABIA | 22 889 | 67 359 | 31 145 | 88 980 | 17 153 | 47 942 |
| KUWAIT | 5 256 | 15 573 | 9 864 | 28 539 | 5 433 | 15 378 |
| BAHRAIN | 116 | 456 | 273 | 1 037 | 150 | 559 |
| QATAR | 499 | 903 | 1 131 | 2 192 | 619 | 1 185 |
| ARAB EMIRAT | 1 737 | 6 133 | 4 294 | 13 437 | 2 364 | 7 233 |
| OMAN | 647 | 1 175 | 1 536 | 3 064 | 847 | 1 664 |
| NORTH YEMEN | 62 | 416 | 208 | 1 189 | 116 | 638 |
| SOUTH YEMEN | 21 | 124 | 35 | 324 | 21 | 176 |
| AFGHANISTAN | 90 | 574 | 114 | 382 | 63 | 206 |
| PAKISTAN | 197 | 3 171 | 387 | 5 624 | 213 | 3 002 |
| INDIA | 4 083 | 8 547 | 5 531 | 14 849 | 3 042 | 8 010 |
| BANGLADESH | 28 | 272 | 95 | 614 | 51 | 323 |
| SRI LANKA | 335 | 1 194 | 749 | 2 615 | 414 | 1 412 |
| NEPAL | 10 | 33 | 45 | 82 | 24 | 43 |
| BURMA | 5 | 54 | 39 | 375 | 22 | 199 |
| THAILAND | 1 613 | 8 224 | 2 992 | 13 991 | 1 644 | 7 527 |
| VIETNAM | 14 | 14 | 81 | 81 | 44 | 44 |
| INDONESIA | 3 440 | 11 873 | 4 422 | 14 723 | 2 427 | 7 907 |
| MALAYSIA | 4 788 | 11 246 | 7 111 | 17 273 | 3 964 | 9 329 |
| BRUNEI | 252 | 300 | 682 | 798 | 375 | 435 |
| SINGAPORE | 9 691 | 20 798 | 24 170 | 45 769 | 13 295 | 24 805 |
| PHILIPPINES | 7 632 | 16 392 | 9 259 | 21 234 | 5 093 | 11 430 |
| P REP CHINA | 241 | 2 353 | 1 531 | 8 038 | 847 | 4 291 |
| NORTH KOREA | 34 | 143 | 155 | 593 | 85 | 321 |
| SOUTH KOREA | 11 835 | 44 905 | 18 515 | 60 433 | 10 164 | 32 469 |
| JAPAN | 8 935 | 22 328 | 15 956 | 43 976 | 8 770 | 23 742 |
| TAIWAN | 9 481 | 19 407 | 10 270 | 22 053 | 5 631 | 11 914 |
| HONG KONG | 775 | 2 264 | 2 196 | 6 196 | 1 209 | 3 346 |
| AUSTRALIA | 28 934 | 93 475 | 38 194 | 119 571 | 21 014 | 64 381 |
| PAPUA NEW G | 23 | 80 | 64 | 209 | 35 | 112 |
| NEW ZEALAND | 2 308 | 7 303 | 4 436 | 13 548 | 2 444 | 7 314 |
| NEW CALEDON | 154 | 306 | 366 | 719 | 200 | 386 |
| FIJI | 1 | 48 | 6 | 75 | 3 | 39 |
| NEW HEBRIDES | 40 | 127 | 101 | 308 | 57 | 167 |
| FR POLYNESIA | 220 | 502 | 526 | 1 177 | 288 | 634 |

785 MOTOR & OTHER CYCLES ETC

| | | | | | | |
|--------------|---------|---------|---------|---------|--------|---------|
| IMPORTS | 154 941 | 551 102 | 167 257 | 624 163 | 91 972 | 335 048 |
| FRANCE | 13 814 | 46 742 | 16 587 | 55 545 | 9 118 | 29 861 |
| BELGIUM LUX | 4 408 | 10 030 | 5 561 | 12 242 | 3 056 | 6 601 |
| NETHERLANDS | 21 196 | 55 826 | 22 271 | 57 607 | 12 261 | 31 042 |
| ITALY | 45 243 | 144 022 | 38 702 | 117 848 | 21 283 | 63 452 |
| UNTD KINGDOM | 1 145 | 6 188 | 2 322 | 11 336 | 1 273 | 6 061 |
| IRISH REP | | 80 | | 132 | | 69 |
| DENMARK | 102 | 353 | 123 | 403 | 67 | 215 |
| SWEDEN | 119 | 385 | 341 | 1 137 | 189 | 609 |
| FINLAND | 212 | 370 | 463 | 720 | 256 | 393 |
| SWITZERLAND | 2 399 | 7 685 | 2 422 | 7 487 | 1 328 | 4 025 |
| AUSTRIA | 9 613 | 26 827 | 16 602 | 46 936 | 9 137 | 25 241 |
| PORTUGAL | 421 | 1 004 | 590 | 1 404 | 323 | 751 |
| SPAIN | 741 | 2 724 | 1 252 | 4 377 | 688 | 2 354 |
| YUGOSLAVIA | 8 414 | 18 850 | 4 317 | 10 007 | 2 372 | 5 406 |
| POLAND | 1 244 | 1 768 | 546 | 726 | 300 | 393 |
| CZECHOSLOVA | 1 589 | 4 473 | 896 | 2 458 | 492 | 1 322 |
| HUNGARY | 594 | 1 472 | 318 | 820 | 176 | 441 |
| USA | 891 | 2 929 | 1 622 | 5 294 | 888 | 2 845 |
| BRAZIL | 248 | 252 | 100 | 103 | 55 | 56 |
| INDIA | 601 | 1 677 | 443 | 1 107 | 243 | 595 |
| JAPAN | 40 614 | 213 404 | 51 109 | 284 397 | 28 098 | 152 202 |
| TAIWAN | 1 167 | 3 753 | 584 | 1 856 | 321 | 999 |
| EXPORTS | 90 472 | 302 967 | 106 982 | 370 988 | 58 918 | 199 688 |
| FRANCE | 5 933 | 18 293 | 11 520 | 34 552 | 6 340 | 18 651 |
| BELGIUM LUX | 3 226 | 11 528 | 4 626 | 17 360 | 2 552 | 9 344 |
| NETHERLANDS | 25 639 | 82 534 | 25 478 | 83 983 | 14 030 | 45 209 |
| ITALY | 3 998 | 13 761 | 4 187 | 16 734 | 2 306 | 9 017 |
| UNTD KINGDOM | 12 286 | 29 718 | 13 881 | 33 189 | 7 650 | 17 913 |
| IRISH REP | 315 | 590 | 232 | 452 | 127 | 244 |
| DENMARK | 5 412 | 21 736 | 5 728 | 21 782 | 3 157 | 11 730 |
| ICELAND | 11 | 84 | 29 | 128 | 17 | 70 |
| NORWAY | 1 346 | 5 930 | 2 011 | 7 599 | 1 107 | 4 084 |
| SWEDEN | 2 344 | 10 802 | 4 031 | 15 973 | 2 223 | 8 584 |
| FINLAND | 1 362 | 5 375 | 1 187 | 5 408 | 654 | 2 910 |
| SWITZERLAND | 3 083 | 11 732 | 5 082 | 20 045 | 2 803 | 10 762 |
| AUSTRIA | 8 906 | 34 788 | 9 874 | 36 514 | 5 441 | 19 648 |
| PORTUGAL | 207 | 445 | 377 | 1 157 | 209 | 624 |
| SPAIN | 673 | 3 182 | 1 711 | 7 397 | 942 | 3 973 |
| ANDORRA | 15 | 53 | 44 | 161 | 24 | 85 |
| YUGOSLAVIA | 476 | 1 854 | 563 | 3 270 | 309 | 1 738 |
| GREECE | 2 136 | 5 229 | 3 124 | 7 512 | 1 717 | 4 049 |
| TURKEY | 41 | 119 | 46 | 108 | 26 | 60 |
| POLAND | 55 | 159 | 123 | 317 | 66 | 172 |
| CZECHOSLOVA | 123 | 331 | 227 | 494 | 125 | 264 |
| HUNGARY | 335 | 677 | 393 | 871 | 217 | 474 |
| RUMANIA | 9 | 309 | 28 | 491 | 14 | 260 |
| BULGARIA | 1 | 300 | 2 | 266 | 2 | 143 |
| CANARY IS | 42 | 167 | 93 | 368 | 50 | 196 |
| MOROCCO | 59 | 90 | 22 | 123 | 12 | 66 |

6 IMPORTS AND EXPORTS (SPECIAL TRADE) BY GROUPS OF THE SITC AND BY COUNTRIES OF PRODUCTION AND CONSUMPTION 1979

| GROUP COUNTRY | DT = 100 KG | | 1 000 DM | | 1 000 \$ | |
|------------------|-------------|----------|-----------|----------|-----------|----------|
| | JULY/SEPT | JAN/SEPT | JULY/SEPT | JAN/SEPT | JULY/SEPT | JAN/SEPT |
| CEUTA MEL | 20 | 30 | 56 | 84 | 31 | 46 |
| ALGERIA | 381 | 2 103 | 602 | 3 167 | 331 | 1 708 |
| TUNISIA | 14 | 47 | 44 | 61 | 24 | 33 |
| LIBYA | | 29 | | 64 | | 35 |
| EGYPT | | 200 | 3 | 131 | 2 | 70 |
| MALI | 27 | 34 | 102 | 117 | 54 | 62 |
| NIGER | | 25 | | 131 | | 69 |
| IVORY COAST | 261 | 525 | 82 | 219 | 46 | 119 |
| NIGERIA | 2 053 | 3 822 | 1 363 | 2 450 | 745 | 1 329 |
| CAMEROON | 7 | 116 | 4 | 148 | 2 | 78 |
| CENT AFR EMP | | 69 | | 57 | | 31 |
| ZAIRE | 74 | 173 | 71 | 183 | 39 | 100 |
| ANGOLA | 116 | 158 | 94 | 128 | 52 | 70 |
| ETHIOPIA | 59 | 59 | 307 | 310 | 171 | 173 |
| DJIBOUTI | 14 | 14 | 66 | 66 | 36 | 36 |
| SOMALIA | 35 | 35 | 107 | 107 | 59 | 59 |
| ZAMBIA | | 51 | | 136 | | 72 |
| REP S AFRICA | 511 | 1 551 | 516 | 1 702 | 285 | 916 |
| USA | 4 984 | 21 428 | 4 036 | 28 531 | 2 222 | 15 323 |
| CANADA | 754 | 2 860 | 417 | 2 306 | 233 | 1 240 |
| MEXICO | 2 | 127 | 7 | 376 | 4 | 200 |
| GUATEMALA | 96 | 139 | 62 | 137 | 34 | 72 |
| COSTA RICA | 12 | 42 | 28 | 72 | 16 | 40 |
| CUBA | 44 | 190 | 54 | 197 | 30 | 107 |
| DOMINIC REP | 53 | 145 | 18 | 163 | 11 | 87 |
| COLOMBIA | 318 | 1 184 | 204 | 845 | 112 | 455 |
| SURINAM | 87 | 138 | 220 | 333 | 122 | 183 |
| ECUADOR | 7 | 88 | 4 | 57 | 3 | 31 |
| BRAZIL | 185 | 305 | 151 | 346 | 83 | 186 |
| CHILE | 221 | 548 | 153 | 491 | 86 | 267 |
| URUGUAY | 58 | 138 | 42 | 105 | 24 | 58 |
| ARGENTINA | 34 | 109 | 118 | 219 | 66 | 121 |
| IRAN | 321 | 1 210 | 170 | 1 012 | 93 | 542 |
| ISRAEL | 181 | 849 | 194 | 669 | 105 | 357 |
| SAUDI ARABIA | 10 | 32 | 15 | 66 | 8 | 35 |
| QATAR | 6 | 22 | 20 | 66 | 11 | 35 |
| ARAB EMIRAT | | 52 | | 207 | | 109 |
| BANGLADESH | | 115 | | 70 | | 36 |
| INDONESIA | 68 | 162 | 49 | 134 | 27 | 74 |
| MALAYSIA | 36 | 109 | 23 | 59 | 12 | 31 |
| PHILIPPINES | | 24 | 2 | 67 | | 34 |
| P REP CHINA | 60 | 60 | 222 | 222 | 121 | 121 |
| JAPAN | 468 | 1 290 | 1 634 | 4 485 | 904 | 2 417 |
| TAIWAN | 74 | 102 | 61 | 132 | 34 | 73 |
| HONG KONG | 7 | 36 | 8 | 99 | 5 | 54 |
| AUSTRALIA | 449 | 1 675 | 703 | 2 959 | 384 | 1 576 |
| NEW ZEALAND | 57 | 129 | 60 | 138 | 31 | 73 |

786 VEH NES NONMOTR, TRAILERS

| IMPORTS | 188 067 | 567 439 | 77 113 | 252 326 | 42 495 | 135 831 |
|--------------|---------|-----------|---------|---------|---------|---------|
| FRANCE | 32 826 | 104 320 | 17 443 | 60 900 | 9 606 | 32 734 |
| BELGIUM LUX | 9 957 | 33 106 | 7 327 | 25 036 | 4 037 | 13 487 |
| NETHERLANDS | 53 302 | 117 783 | 20 286 | 47 785 | 11 205 | 25 842 |
| ITALY | 14 939 | 48 538 | 4 686 | 14 836 | 2 581 | 7 983 |
| UNTD KINGDOM | 5 720 | 16 525 | 2 770 | 7 564 | 1 524 | 4 075 |
| IRISH REP | 116 | 426 | 63 | 216 | 34 | 114 |
| DENMARK | 10 757 | 25 930 | 3 876 | 10 132 | 2 133 | 5 464 |
| NORWAY | 187 | 1 140 | 157 | 600 | 85 | 321 |
| SWEDEN | 5 371 | 20 385 | 4 608 | 17 428 | 2 539 | 9 372 |
| FINLAND | 120 | 294 | 98 | 213 | 52 | 112 |
| SWITZERLAND | 4 897 | 12 661 | 2 595 | 7 458 | 1 426 | 4 014 |
| AUSTRIA | 28 058 | 115 304 | 8 417 | 42 213 | 4 633 | 22 662 |
| PORTUGAL | 63 | 238 | 131 | 184 | 73 | 101 |
| SPAIN | 3 662 | 10 126 | 1 407 | 3 974 | 774 | 2 142 |
| YUGOSLAVIA | 1 122 | 15 696 | 455 | 6 071 | 251 | 3 241 |
| POLAND | 1 668 | 5 911 | 283 | 893 | 154 | 478 |
| CZECHOSLOVA | 567 | 896 | 138 | 206 | 76 | 112 |
| HUNGARY | 326 | 976 | 214 | 445 | 119 | 244 |
| RUMANIA | 682 | 2 081 | 96 | 308 | 52 | 167 |
| USA | 12 141 | 30 083 | 1 538 | 4 219 | 852 | 2 282 |
| ISRAEL | 183 | 826 | 12 | 68 | 7 | 36 |
| JAPAN | 604 | 1 452 | 138 | 296 | 75 | 160 |
| TAIWAN | 463 | 2 066 | 320 | 1 145 | 177 | 615 |
| EXPORTS | 452 203 | 1 629 327 | 267 448 | 969 948 | 147 263 | 521 409 |
| FRANCE | 66 665 | 239 457 | 40 184 | 145 379 | 22 155 | 78 182 |
| BELGIUM LUX | 31 751 | 119 503 | 17 170 | 65 700 | 9 455 | 35 286 |
| NETHERLANDS | 74 857 | 338 544 | 43 658 | 189 564 | 24 042 | 101 765 |
| ITALY | 19 479 | 84 383 | 12 042 | 49 730 | 6 630 | 26 703 |
| UNTD KINGDOM | 10 902 | 37 856 | 5 512 | 20 329 | 3 040 | 10 923 |
| IRISH REP | 362 | 8 007 | 157 | 3 282 | 87 | 1 745 |
| DENMARK | 18 140 | 59 285 | 12 223 | 38 863 | 6 735 | 20 942 |
| ICELAND | 554 | 1 941 | 281 | 966 | 152 | 513 |
| NORWAY | 6 483 | 23 495 | 4 567 | 16 850 | 2 510 | 9 034 |
| SWEDEN | 20 603 | 81 840 | 12 297 | 48 272 | 6 781 | 25 935 |
| FINLAND | 4 189 | 15 648 | 2 381 | 8 867 | 1 313 | 4 766 |
| SWITZERLAND | 27 618 | 97 066 | 16 615 | 61 892 | 9 159 | 33 280 |
| AUSTRIA | 38 154 | 119 578 | 21 677 | 66 707 | 11 942 | 35 939 |
| PORTUGAL | 1 125 | 2 026 | 456 | 950 | 250 | 511 |

6 IMPORTS AND EXPORTS (SPECIAL TRADE) BY GROUPS OF THE SITC AND BY COUNTRIES OF PRODUCTION AND CONSUMPTION 1979

| GROUP COUNTRY | DT = 100 KG | | 1 000 DM | | 1 000 \$ | |
|------------------|-------------|----------|-----------|----------|-----------|----------|
| | JULY/SEPT | JAN/SEPT | JULY/SEPT | JAN/SEPT | JULY/SEPT | JAN/SEPT |
| SPAIN | 3 224 | 8 922 | 1 527 | 5 365 | 843 | 2 895 |
| YUGOSLAVIA | 3 040 | 11 040 | 1 571 | 5 449 | 869 | 2 928 |
| GREECE | 5 166 | 13 329 | 2 059 | 5 553 | 1 135 | 2 999 |
| TURKEY | 225 | 673 | 291 | 376 | 159 | 202 |
| USSR | 395 | 5 806 | 710 | 6 235 | 390 | 3 309 |
| POLAND | 200 | 1 380 | 211 | 1 526 | 116 | 811 |
| CZECHOSLOVAKIA | 540 | 3 723 | 536 | 1 926 | 296 | 1 026 |
| HUNGARY | 3 679 | 4 798 | 2 239 | 3 351 | 1 239 | 1 831 |
| BULGARIA | 4 950 | 21 854 | 2 202 | 9 305 | 1 208 | 4 950 |
| CANARY IS | 108 | 122 | 300 | 312 | 167 | 174 |
| MOROCCO | 13 | 173 | 17 | 101 | 9 | 54 |
| ALGERIA | 11 390 | 23 835 | 6 685 | 16 314 | 3 663 | 8 831 |
| TUNISIA | 144 | 444 | 491 | 884 | 271 | 482 |
| LIBYA | 23 821 | 56 744 | 18 035 | 42 798 | 9 896 | 23 046 |
| EGYPT | 2 686 | 9 901 | 1 221 | 4 502 | 668 | 2 413 |
| SUDAN | 374 | 1 532 | 111 | 866 | 62 | 467 |
| NIGER | 38 | 152 | 40 | 96 | 22 | 51 |
| SENEGAL | 15 | 308 | 29 | 207 | 16 | 109 |
| REP GUINEA | | 490 | | 168 | | 88 |
| SIERRA LEONE | 26 | 295 | 57 | 174 | 32 | 94 |
| LIBERIA | 107 | 1 339 | 107 | 877 | 59 | 476 |
| IVORY COAST | 1 156 | 3 042 | 591 | 1 657 | 325 | 896 |
| GHANA | 252 | 823 | 147 | 565 | 80 | 305 |
| TOGO | 47 | 98 | 29 | 67 | 17 | 38 |
| NIGERIA | 2 658 | 8 082 | 1 528 | 5 325 | 843 | 2 879 |
| CAMEROON | 380 | 662 | 199 | 431 | 109 | 234 |
| GABON | 21 | 560 | 12 | 208 | 7 | 111 |
| CONGO | 7 | 1 476 | 7 | 1 010 | 4 | 537 |
| ZAIRE | 193 | 465 | 88 | 167 | 47 | 89 |
| RWANDA | 185 | 196 | 111 | 127 | 61 | 70 |
| BURUNDI | 550 | 717 | 361 | 511 | 197 | 277 |
| ANGOLA | 106 | 227 | 84 | 172 | 46 | 93 |
| ETHIOPIA | 21 | 80 | 27 | 74 | 14 | 39 |
| SOMALIA | | 238 | | 191 | | 104 |
| KENYA | 598 | 1 649 | 876 | 1 533 | 480 | 828 |
| UGANDA | 149 | 224 | 100 | 150 | 56 | 83 |
| TANZANIA | 237 | 2 078 | 123 | 1 144 | 67 | 609 |
| MADAGASCAR | | 104 | 1 | 66 | | 35 |
| ZAMBIA | | 150 | | 59 | | 32 |
| REP S AFRICA | 2 417 | 5 341 | 1 065 | 2 424 | 587 | 1 314 |
| USA | 3 001 | 16 317 | 1 863 | 7 647 | 1 027 | 4 106 |
| CANADA | 104 | 420 | 106 | 304 | 58 | 164 |
| MEXICO | 529 | 2 862 | 429 | 967 | 235 | 525 |
| BERMUDA | 1 950 | 10 889 | 412 | 2 215 | 227 | 1 186 |
| GUATEMALA | 5 | 99 | 2 | 119 | 1 | 64 |
| EL SALVADOR | 3 | 95 | 5 | 66 | 3 | 36 |
| COSTA RICA | 18 | 79 | 15 | 66 | 8 | 34 |
| GUADELOUPE | | 338 | | 160 | | 85 |
| JAMAICA | | 345 | | 368 | | 193 |
| VENEZUELA | 88 | 295 | 77 | 226 | 43 | 121 |
| ECUADOR | 118 | 247 | 112 | 208 | 62 | 113 |
| BRAZIL | 54 | 160 | 60 | 253 | 34 | 138 |
| CHILE | 432 | 1 863 | 220 | 853 | 120 | 460 |
| BOLIVIA | | 115 | | 106 | | 56 |
| PARAGUAY | 166 | 167 | 76 | 77 | 42 | 42 |
| ARGENTINA | 19 | 110 | 17 | 135 | 9 | 73 |
| CYPRUS | 14 | 170 | 15 | 62 | 8 | 33 |
| LEBANON | 3 388 | 5 456 | 1 666 | 2 739 | 923 | 1 489 |
| SYRIA | 2 137 | 7 109 | 553 | 2 618 | 307 | 1 403 |
| IRAQ | 6 233 | 31 852 | 4 384 | 22 178 | 2 427 | 11 904 |
| IRAN | 1 760 | 8 841 | 918 | 5 998 | 505 | 3 236 |
| ISRAEL | 3 090 | 6 344 | 1 655 | 3 425 | 911 | 1 858 |
| JORDAN | 5 938 | 15 997 | 2 216 | 8 900 | 1 220 | 4 779 |
| SAUDI ARABIA | 15 485 | 43 599 | 8 834 | 38 750 | 4 846 | 20 836 |
| KUWAIT | 3 118 | 7 032 | 1 709 | 4 550 | 939 | 2 454 |
| BAHRAIN | 125 | 194 | 133 | 172 | 73 | 93 |
| QATAR | 26 | 382 | 24 | 252 | 12 | 132 |
| ARAB EMIRAT | 1 509 | 3 256 | 920 | 2 089 | 507 | 1 126 |
| OMAN | 948 | 2 555 | 1 299 | 1 985 | 717 | 1 082 |
| NORTH YEMEN | 25 | 173 | 26 | 162 | 15 | 87 |
| SOUTH YEMEN | | 60 | | 76 | | 41 |
| PAKISTAN | 296 | 2 684 | 336 | 2 010 | 184 | 1 076 |
| INDIA | 92 | 275 | 76 | 288 | 42 | 154 |
| BANGLADESH | 25 | 60 | 76 | 106 | 42 | 59 |
| THAILAND | 35 | 207 | 21 | 106 | 11 | 56 |
| VIETNAM | 220 | 220 | 158 | 158 | 87 | 87 |
| INDONESIA | 82 | 159 | 61 | 107 | 34 | 58 |
| MALAYSIA | 191 | 765 | 160 | 455 | 89 | 246 |
| SINGAPORE | 504 | 1 527 | 263 | 744 | 143 | 398 |
| PHILIPPINES | 258 | 501 | 209 | 330 | 115 | 180 |
| P REP CHINA | 5 466 | 18 130 | 2 572 | 9 669 | 1 410 | 5 171 |
| SOUTH KOREA | 353 | 411 | 301 | 480 | 165 | 258 |
| JAPAN | 1 495 | 6 433 | 766 | 3 282 | 419 | 1 757 |
| TAIWAN | 14 | 799 | 33 | 322 | 17 | 171 |
| HONG KONG | 148 | 866 | 87 | 689 | 48 | 365 |
| AUSTRALIA | 2 130 | 5 807 | 1 233 | 3 015 | 679 | 1 632 |
| NEW ZEALAND | 234 | 501 | 151 | 303 | 83 | 163 |

6 IMPORTS AND EXPORTS (SPECIAL TRADE) BY GROUPS OF THE SITC AND BY COUNTRIES OF PRODUCTION AND CONSUMPTION 1979

| GROUP COUNTRY | DT = 100 KG | | 1 000 DM | | 1 000 \$ | |
|-----------------------------|----------------|----------------|----------------|----------------|---------------|----------------|
| | JULY/SEPT | JAN/SEPT | JULY/SEPT | JAN/SEPT | JULY/SEPT | JAN/SEPT |
| 791 RAILWAY VEHICLES | | | | | | |
| IMPORTS | 48 458 | 166 503 | 24 263 | 94 649 | 13 327 | 50 840 |
| FRANCE | 19 295 | 73 058 | 5 460 | 23 616 | 3 002 | 12 714 |
| BELGIUM LUX | 4 196 | 11 452 | 1 925 | 4 490 | 1 057 | 2 429 |
| NETHERLANDS | 7 633 | 16 369 | 2 170 | 4 011 | 1 192 | 2 177 |
| ITALY | 628 | 5 827 | 334 | 994 | 184 | 534 |
| UNTD KINGDOM | 612 | 2 544 | 1 181 | 4 382 | 649 | 2 351 |
| IRISH REP | | 62 | | 116 | | 62 |
| DENMARK | 3 | 573 | 15 | 56 | 9 | 30 |
| SWEDEN | 132 | 1 505 | 259 | 922 | 143 | 493 |
| SWITZERLAND | 8 352 | 21 565 | 5 969 | 13 869 | 3 282 | 7 494 |
| AUSTRIA | 3 011 | 13 456 | 2 695 | 22 311 | 1 475 | 11 895 |
| SPAIN | 1 402 | 4 504 | 744 | 2 625 | 408 | 1 409 |
| YUGOSLAVIA | 851 | 4 425 | 451 | 2 295 | 251 | 1 237 |
| LIBERIA | 88 | 208 | 91 | 106 | 50 | 58 |
| USA | 2 106 | 10 202 | 2 922 | 14 595 | 1 601 | 7 816 |
| INDIA | | 173 | | 63 | | 34 |
| EXPORTS | 175 889 | 519 121 | 176 006 | 506 340 | 96 861 | 273 052 |
| FRANCE | 16 932 | 70 393 | 7 689 | 25 624 | 4 237 | 13 796 |
| BELGIUM LUX | 12 288 | 31 224 | 10 774 | 22 584 | 5 924 | 12 232 |
| NETHERLANDS | 18 668 | 61 202 | 28 310 | 82 788 | 15 578 | 44 636 |
| ITALY | 17 521 | 48 955 | 6 872 | 18 258 | 3 790 | 9 824 |
| UNTD KINGDOM | 3 911 | 10 632 | 5 412 | 16 261 | 2 980 | 8 754 |
| IRISH REP | 1 293 | 1 730 | 840 | 1 141 | 460 | 619 |
| DENMARK | 1 336 | 7 897 | 1 678 | 9 587 | 925 | 5 143 |
| NORWAY | 5 957 | 14 340 | 2 317 | 7 608 | 1 275 | 4 082 |
| SWEDEN | 7 404 | 16 214 | 5 634 | 13 687 | 3 100 | 7 400 |
| FINLAND | 2 591 | 4 957 | 2 243 | 5 426 | 1 234 | 2 935 |
| SWITZERLAND | 14 671 | 42 215 | 7 278 | 25 942 | 4 006 | 14 008 |
| AUSTRIA | 13 679 | 39 244 | 11 292 | 35 181 | 6 202 | 18 986 |
| PORTUGAL | 2 464 | 4 927 | 904 | 2 434 | 498 | 1 311 |
| SPAIN | 261 | 1 843 | 632 | 1 847 | 349 | 1 002 |
| YUGOSLAVIA | 12 868 | 29 517 | 6 038 | 13 495 | 3 328 | 7 299 |
| GREECE | 1 458 | 2 119 | 275 | 633 | 150 | 339 |
| TURKEY | 1 054 | 1 598 | 1 823 | 2 496 | 1 007 | 1 365 |
| USSR | 197 | 2 716 | 766 | 4 997 | 420 | 2 671 |
| POLAND | 45 | 169 | 188 | 774 | 104 | 414 |
| CZECHOSLOVA | 62 | 77 | 253 | 346 | 138 | 186 |
| HUNGARY | 292 | 946 | 642 | 2 283 | 351 | 1 232 |
| RUMANIA | 213 | 436 | 426 | 1 401 | 236 | 750 |
| BULGARIA | 691 | 1 026 | 1 541 | 1 913 | 858 | 1 058 |
| ALGERIA | 601 | 3 478 | 357 | 1 278 | 196 | 683 |
| TUNISIA | 106 | 2 465 | 638 | 6 744 | 351 | 3 628 |
| LIBYA | 152 | 1 310 | 100 | 219 | 55 | 118 |
| EGYPT | 13 671 | 32 518 | 19 710 | 48 879 | 10 833 | 26 438 |
| SUDAN | 17 | 73 | 131 | 743 | 73 | 402 |
| MAURITANIA | 24 | 229 | 193 | 448 | 106 | 241 |
| LIBERIA | 89 | 396 | 126 | 356 | 69 | 191 |
| IVORY COAST | 3 486 | 5 206 | 6 040 | 9 039 | 3 306 | 4 899 |
| NIGERIA | 168 | 1 981 | 1 321 | 2 099 | 736 | 1 156 |
| CONGO | 160 | 140 | 133 | 133 | 74 | 74 |
| ZAIRE | 2 225 | 3 350 | 4 825 | 8 237 | 2 681 | 4 469 |
| KENYA | | 4 224 | | 15 666 | | 8 347 |
| UGANDA | 11 | 40 | 33 | 84 | 18 | 46 |
| TANZANIA | 3 180 | 3 582 | 11 913 | 13 381 | 6 567 | 7 348 |
| REP S AFRICA | 1 453 | 3 066 | 5 653 | 10 344 | 3 099 | 5 611 |
| USA | 2 372 | 13 720 | 2 260 | 12 883 | 1 243 | 6 911 |
| CANADA | 1 059 | 1 721 | 2 506 | 4 902 | 1 372 | 2 648 |
| MEXICO | 912 | 917 | 1 124 | 1 160 | 614 | 633 |
| GUATEMALA | 149 | 149 | 78 | 78 | 43 | 43 |
| COSTA RICA | | 20 | 2 | 106 | 1 | 57 |
| CUBA | 10 | 14 | 101 | 133 | 56 | 74 |
| COLOMBIA | | 1 360 | | 739 | | 393 |
| VENEZUELA | 254 | 348 | 503 | 566 | 280 | 315 |
| SURINAM | | 27 | 7 | 74 | 4 | 40 |
| PERU | 8 | 8 | 64 | 64 | 35 | 35 |
| BRAZIL | 3 551 | 8 283 | 5 996 | 11 238 | 3 292 | 6 067 |
| CHILE | 1 | 351 | 23 | 437 | 13 | 234 |
| BOLIVIA | 150 | 844 | 278 | 741 | 153 | 400 |
| ARGENTINA | 172 | 575 | 1 127 | 4 059 | 622 | 2 186 |
| SYRIA | 46 | 709 | 173 | 1 527 | 94 | 821 |
| IRAQ | 90 | 141 | 221 | 292 | 124 | 162 |
| IRAN | 538 | 3 124 | 572 | 2 885 | 312 | 1 557 |
| ISRAEL | 19 | 4 964 | 33 | 2 245 | 18 | 1 206 |
| JORDAN | 10 | 305 | 11 | 603 | 6 | 322 |
| SAUDI ARABIA | 4 | 924 | 8 | 618 | 5 | 331 |
| PAKISTAN | 508 | 2 391 | 17 | 1 946 | 10 | 1 037 |
| INDIA | 94 | 137 | 255 | 515 | 140 | 279 |
| BANGLADESH | 167 | 1 012 | 551 | 1 352 | 302 | 727 |
| SRI LANKA | 15 | 184 | 123 | 1 658 | 67 | 880 |
| BURMA | 89 | 10 172 | 529 | 30 006 | 294 | 15 978 |
| THAILAND | 50 | 520 | 313 | 614 | 171 | 331 |
| INDONESIA | 541 | 1 106 | 541 | 1 080 | 299 | 586 |
| MALAYSIA | 4 | 373 | 9 | 348 | 5 | 189 |
| SINGAPORE | 178 | 753 | 197 | 777 | 108 | 417 |
| PHILIPPINES | 46 | 97 | 121 | 194 | 66 | 105 |
| SOUTH KOREA | 143 | 143 | 244 | 244 | 134 | 134 |
| JAPAN | 4 | 76 | 14 | 83 | 7 | 44 |

6 IMPORTS AND EXPORTS (SPECIAL TRADE) BY GROUPS OF THE SITC AND BY COUNTRIES OF PRODUCTION AND CONSUMPTION 1979

| GROUP COUNTRY | DT = 100 KG | | 1 000 DM | | 1 000 \$ | |
|------------------|-------------|----------|-----------|-----------|-----------|-----------|
| | JULY/SEPT | JAN/SEPT | JULY/SEPT | JAN/SEPT | JULY/SEPT | JAN/SEPT |
| TAIWAN | 2 320 | 3 883 | 2 406 | 4 278 | 1 330 | 2 325 |
| HONG KONG | 953 | 1 767 | 34 | 89 | 18 | 47 |
| AUSTRALIA | 223 | 1 321 | 548 | 3 236 | 299 | 1 732 |
| 792 AIRCRAFT | | | | | | |
| IMPORTS | 20 024 | 77 691 | 772 751 | 3 065 510 | 425 506 | 1 649 495 |
| FRANCE | 7 193 | 28 081 | 408 249 | 1 525 100 | 224 792 | 819 709 |
| BELGIUM LUX | 156 | 562 | 3 784 | 14 896 | 2 084 | 7 990 |
| NETHERLANDS | 845 | 4 125 | 14 772 | 93 205 | 8 179 | 50 195 |
| ITALY | 557 | 1 041 | 21 449 | 69 770 | 11 838 | 37 633 |
| UNTD KINGDOM | 4 592 | 13 429 | 180 267 | 515 375 | 99 200 | 277 672 |
| IRISH REP | 1 | 4 | 54 | 64 | 30 | 35 |
| DENMARK | 381 | 493 | 16 272 | 19 256 | 9 052 | 10 646 |
| NORWAY | 1 | 13 | 17 | 83 | 10 | 46 |
| SWEDEN | 51 | 252 | 321 | 3 391 | 178 | 1 798 |
| FINLAND | 15 | 43 | 158 | 425 | 87 | 228 |
| SWITZERLAND | 58 | 274 | 1 106 | 8 742 | 608 | 4 701 |
| AUSTRIA | 85 | 303 | 867 | 3 045 | 480 | 1 638 |
| SPAIN | 37 | 114 | 1 341 | 1 868 | 733 | 1 015 |
| YUGOSLAVIA | 7 | 21 | 67 | 159 | 35 | 84 |
| TURKEY | | 25 | | 699 | | 371 |
| POLAND | 10 | 24 | 69 | 175 | 38 | 93 |
| USA | 5 992 | 28 201 | 120 528 | 786 535 | 66 270 | 423 427 |
| CANADA | 24 | 547 | 3 068 | 19 624 | 1 691 | 10 546 |
| GREENLAND | | | | 71 | | 38 |
| SAUDI ARABIA | 1 | 11 | 46 | 347 | 25 | 185 |
| INDIA | | 3 | 16 | 238 | 9 | 127 |
| SOUTH KOREA | 2 | 2 | 129 | 240 | 71 | 130 |
| JAPAN | 3 | 96 | 39 | 1 970 | 23 | 1 060 |
| EXPORTS | 10 851 | 49 893 | 506 602 | 2 179 730 | 279 101 | 1 171 000 |
| FRANCE | 6 224 | 28 015 | 329 847 | 1 453 287 | 181 728 | 780 343 |
| BELGIUM LUX | 75 | 399 | 3 888 | 16 767 | 2 138 | 9 011 |
| NETHERLANDS | 420 | 1 435 | 13 925 | 43 154 | 7 687 | 23 296 |
| ITALY | 410 | 1 112 | 6 886 | 29 575 | 3 801 | 15 883 |
| UNTD KINGDOM | 1 529 | 4 022 | 96 871 | 245 668 | 53 392 | 132 576 |
| IRISH REP | 6 | 1 518 | 63 | 40 924 | 35 | 22 149 |
| DENMARK | 21 | 183 | 737 | 5 574 | 405 | 2 978 |
| NORWAY | 16 | 42 | 559 | 1 051 | 309 | 570 |
| SWEDEN | 274 | 1 537 | 6 025 | 15 984 | 3 299 | 8 626 |
| FINLAND | 1 | 29 | 57 | 446 | 30 | 238 |
| SWITZERLAND | 160 | 583 | 1 933 | 10 305 | 1 065 | 5 528 |
| AUSTRIA | 68 | 229 | 1 195 | 2 782 | 660 | 1 504 |
| PORTUGAL | 16 | 16 | 160 | 203 | 87 | 109 |
| SPAIN | 26 | 128 | 471 | 2 733 | 261 | 1 455 |
| YUGOSLAVIA | 65 | 279 | 346 | 2 235 | 191 | 1 191 |
| GREECE | 6 | 86 | 359 | 7 684 | 198 | 4 106 |
| TURKEY | 30 | 34 | 868 | 1 013 | 476 | 553 |
| CZECHOSLOVA | 4 | 18 | 39 | 208 | 22 | 114 |
| RUMANIA | 9 | 15 | 158 | 252 | 87 | 138 |
| MOROCCO | | 24 | | 2 000 | | 1 075 |
| EGYPT | 15 | 28 | 798 | 996 | 437 | 543 |
| SUDAN | 2 | 5 | 25 | 168 | 14 | 89 |
| NIGER | 161 | 187 | 2 233 | 3 964 | 1 220 | 2 157 |
| NIGERIA | 31 | 97 | 1 239 | 6 108 | 679 | 3 274 |
| SOMALIA | 5 | 6 | 98 | 158 | 55 | 87 |
| KENYA | | 1 | 12 | 68 | 6 | 35 |
| TANZANIA | | 29 | | 3 195 | | 1 720 |
| ZAMBIA | | 3 | 59 | 229 | 34 | 123 |
| MALAWI | 38 | 89 | 365 | 20 738 | 200 | 11 174 |
| REP S AFRICA | 17 | 24 | 450 | 805 | 248 | 436 |
| USA | 896 | 4 849 | 16 637 | 95 160 | 9 194 | 50 743 |
| CANADA | 4 | 18 | 556 | 2 342 | 306 | 1 263 |
| BRAZIL | 2 | 814 | 244 | 13 150 | 133 | 7 100 |
| CHILE | | 3 | 8 | 159 | 4 | 86 |
| URUGUAY | | 8 | | 60 | | 32 |
| ARGENTINA | 4 | 49 | 550 | 3 709 | 303 | 1 973 |
| LEBANON | 1 | 32 | 40 | 269 | 22 | 143 |
| SYRIA | 2 | 5 | 23 | 205 | 13 | 112 |
| IRAQ | 77 | 207 | 9 504 | 23 916 | 5 211 | 12 787 |
| IRAN | 5 | 113 | 89 | 436 | 49 | 235 |
| ISRAEL | 5 | 17 | 369 | 711 | 203 | 386 |
| SAUDI ARABIA | 15 | 31 | 378 | 1 496 | 206 | 803 |
| KUWAIT | 29 | 35 | 183 | 580 | 101 | 313 |
| BAHRAIN | | | 4 | 113 | 2 | 60 |
| ARAB EMIRAT | 2 | 8 | 44 | 161 | 24 | 84 |
| AFGHANISTAN | | 2 | 9 | 77 | 5 | 41 |
| INDIA | 20 | 49 | 896 | 1 635 | 493 | 886 |
| THAILAND | 2 | 7 | 304 | 1 279 | 166 | 685 |
| INDONESIA | 10 | 63 | 931 | 6 456 | 519 | 3 503 |
| MALAYSIA | 16 | 16 | 945 | 950 | 517 | 520 |
| SINGAPORE | 4 | 30 | 287 | 1 433 | 157 | 770 |
| PHILIPPINES | 81 | 100 | 3 807 | 4 612 | 2 090 | 2 517 |
| P REP CHINA | 3 | 11 | 112 | 255 | 61 | 139 |
| SOUTH KOREA | 2 | 3 088 | 64 | 98 562 | 36 | 52 723 |
| JAPAN | 18 | 78 | 536 | 2 537 | 294 | 1 368 |
| AUSTRALIA | 8 | 63 | 71 | 682 | 40 | 367 |
| NEW ZEALAND | 12 | 12 | 184 | 191 | 101 | 106 |

6 IMPORTS AND EXPORTS (SPECIAL TRADE) BY GROUPS OF THE SITC AND BY COUNTRIES OF PRODUCTION AND CONSUMPTION 1979

| GROUP COUNTRY | DT = 100 KG | | 1 000 DM | | 1 000 \$ | |
|---------------------|-------------|----------|-----------|----------|-----------|----------|
| | JULY/SEPT | JAN/SEPT | JULY/SEPT | JAN/SEPT | JULY/SEPT | JAN/SEPT |
| 793 SHIPS AND BOATS | NUMBER | NUMBER | | | | |
| IMPORTS | 80 239 | 327 916 | 204 386 | 469 345 | 112 085 | 252 990 |
| FRANCE | 16 088 | 73 195 | 5 112 | 23 846 | 2 807 | 12 768 |
| BELGIUM LUX | 58 | 586 | 334 | 1 647 | 183 | 884 |
| NETHERLANDS | 1 271 | 4 581 | 14 875 | 63 051 | 8 194 | 33 771 |
| ITALY | 16 349 | 124 566 | 4 818 | 17 626 | 2 657 | 9 486 |
| UNTD KINGDOM | 1 257 | 3 884 | 118 320 | 140 354 | 64 707 | 76 422 |
| IRISH REP | 272 | 812 | 470 | 1 827 | 258 | 979 |
| DENMARK | 217 | 1 349 | 4 619 | 26 065 | 2 543 | 13 911 |
| NORWAY | 4 833 | 24 103 | 11 851 | 21 957 | 6 579 | 11 947 |
| SWEDEN | 1 561 | 2 196 | 7 586 | 28 415 | 4 172 | 15 192 |
| FINLAND | 51 | 296 | 3 304 | 12 555 | 1 814 | 6 724 |
| SWITZERLAND | 115 | 284 | 514 | 3 601 | 282 | 1 934 |
| AUSTRIA | 838 | 2 802 | 1 042 | 4 902 | 573 | 2 625 |
| SPAIN | 31 | 277 | 541 | 2 729 | 297 | 1 459 |
| YUGOSLAVIA | 152 | 649 | 37 | 583 | 20 | 310 |
| GREECE | 11 | 11 | 18 | 59 | 10 | 32 |
| USSR | 4 | 43 | 4 | 21 297 | 2 | 11 510 |
| POLAND | 135 | 619 | 685 | 2 636 | 378 | 1 414 |
| CZECHOSLOVA | 761 | 3 031 | 112 | 474 | 63 | 254 |
| HUNGARY | 6 | 6 | | 83 | | 44 |
| TUNISIA | 21 | 80 | 322 | 1 206 | 176 | 647 |
| LIBERIA | 1 | 1 | 11 600 | 11 600 | 6 360 | 6 360 |
| USA | 519 | 1 833 | 10 003 | 29 188 | 5 493 | 15 678 |
| CANADA | 13 | 126 | 301 | 2 234 | 167 | 1 196 |
| PANAM EX CZ | | 3 | | 959 | | 503 |
| CYPRUS | 2 | 2 | 245 | 254 | 136 | 141 |
| SINGAPORE | 2 | 9 | 336 | 11 613 | 184 | 6 237 |
| SOUTH KOREA | | 801 | | 24 154 | | 12 754 |
| JAPAN | 116 | 2 081 | 4 699 | 6 055 | 2 576 | 3 293 |
| TAIWAN | 35 540 | 79 647 | 1 952 | 6 395 | 1 076 | 3 448 |
| HONG KONG | 4 | 9 | 637 | 1 745 | 350 | 942 |
| NEW ZEALAND | | 1 | | 57 | | 30 |
| EXPORTS | 19 537 | 64 111 | 160 021 | 725 983 | 88 293 | 389 252 |
| FRANCE | 14 147 | 27 215 | 1 328 | 6 401 | 731 | 3 442 |
| BELGIUM LUX | 243 | 1 030 | 6 465 | 10 016 | 3 562 | 5 473 |
| NETHERLANDS | 1 454 | 12 821 | 16 576 | 28 021 | 9 197 | 15 279 |
| ITALY | 49 | 336 | 19 047 | 24 469 | 10 443 | 13 321 |
| UNTD KINGDOM | 109 | 406 | 1 314 | 148 430 | 731 | 77 854 |
| IRISH REP | 1 | 5 | 10 | 66 | 5 | 35 |
| DENMARK | 119 | 998 | 380 | 3 035 | 211 | 1 616 |
| NORWAY | 549 | 1 077 | 197 | 755 | 108 | 408 |
| SWEDEN | 57 | 586 | 1 242 | 61 921 | 688 | 32 917 |
| FINLAND | 21 | 21 | 54 | 107 | 30 | 58 |
| SWITZERLAND | 1 072 | 3 927 | 8 056 | 18 537 | 4 448 | 10 019 |
| AUSTRIA | 820 | 8 679 | 666 | 4 832 | 367 | 2 573 |
| PORTUGAL | 1 | 4 | 35 | 242 | 19 | 129 |
| SPAIN | 11 | 51 | 1 010 | 2 053 | 556 | 1 110 |
| GIBRALTAR | | 1 | | 400 | | 216 |
| MALTA | | 4 | | 490 | | 265 |
| YUGOSLAVIA | 68 | 120 | 544 | 1 860 | 298 | 995 |
| GREECE | 109 | 357 | 539 | 4 152 | 296 | 2 214 |
| TURKEY | 16 | 16 | 25 | 61 | 13 | 31 |
| USSR | 11 | 11 | 143 | 179 | 79 | 98 |
| POLAND | 4 | 25 | 38 | 109 | 21 | 58 |
| CZECHOSLOVA | 13 | 119 | 73 | 2 198 | 40 | 1 159 |
| BULGARIA | | 6 | | 62 | | 33 |
| ALGERIA | 1 | 3 | 275 | 13 155 | 150 | 6 951 |
| TUNISIA | 3 | 4 | 320 | 17 320 | 178 | 9 315 |
| EGYPT | 63 | 116 | 7 587 | 16 589 | 4 170 | 8 990 |
| GAMBIA | 1 | 1 | 3 247 | 3 247 | 1 775 | 1 775 |
| GUIN PISSAU | | 1 | | 56 | | 30 |
| LIBERIA | | 9 | | 78 708 | | 41 882 |
| NIGERIA | 3 | 35 | 258 | 792 | 144 | 427 |
| GABON | | 5 | | 66 | | 34 |
| REP S AFRICA | 2 | 157 | 4 | 691 | 2 | 372 |
| USA | 103 | 4 257 | 473 | 1 500 | 257 | 800 |
| CANADA | 146 | 146 | 6 | 58 | 3 | 30 |
| BERMUDA | 1 | 1 | 5 000 | 5 000 | 2 742 | 2 742 |
| PANAM EX CZ | 7 | 20 | 21 584 | 112 033 | 11 887 | 60 611 |
| CAYMAN IS | | 1 | | 2 200 | | 1 182 |
| VENEZUELA | 3 | 3 | 231 | 234 | 127 | 128 |
| PERU | | 7 | | 31 651 | | 17 132 |
| BRAZIL | 73 | 87 | 108 | 169 | 59 | 92 |
| CHILE | 3 | 17 | 4 | 11 660 | 3 | 6 268 |
| ARGENTINA | 6 | 9 | 13 790 | 29 695 | 7 539 | 15 970 |
| CYPRUS | 4 | 7 | 1 | 1 981 | | 1 051 |
| SYRIA | 1 | 2 | 49 | 269 | 27 | 143 |
| SAUDI ARABIA | 67 | 102 | 10 817 | 17 066 | 6 023 | 9 331 |
| KUWAIT | 31 | 37 | 85 | 169 | 47 | 92 |
| ARAB EMIRAT | 6 | 310 | 100 | 161 | 55 | 88 |
| SOUTH YEMEN | | 1 | | 573 | | 308 |
| PAKISTAN | | 7 | | 3 334 | | 1 780 |
| PURMA | 9 | 9 | 29 000 | 29 036 | 16 150 | 16 170 |
| SINGAPORE | 7 | 36 | 43 | 376 | 23 | 200 |
| SOUTH KOREA | 7 | 11 | 119 | 191 | 65 | 103 |
| JAPAN | 20 | 20 | 25 | 78 | 13 | 41 |
| TAIWAN | 4 | 4 | 13 | 58 | 7 | 31 |

6 IMPORTS AND EXPORTS (SPECIAL TRADE) BY GROUPS OF THE SITC AND BY COUNTRIES OF PRODUCTION AND CONSUMPTION 1979

| GROUP COUNTRY | DT = 100 KG | | 1 000 DM | | 1 000 \$ | |
|-----------------------------------|-------------|-----------|-----------|----------|-----------|----------|
| | JULY/SEPT | JAN/SEPT | JULY/SEPT | JAN/SEPT | JULY/SEPT | JAN/SEPT |
| HONG KONG | 2 | 4 | 8 800 | 17 600 | 4 818 | 9 495 |
| MACAO | | 2 | | 11 088 | | 5 966 |
| AUSTRALIA | 7 | 150 | 69 | 186 | 38 | 100 |
| 812 PLUMB, HEATING, LIGHTING EQUI | | | | | | |
| IMPORTS | 500 085 | 1 507 564 | 200 447 | 588 205 | 110 412 | 317 121 |
| FRANCE | 56 086 | 176 168 | 24 750 | 73 794 | 13 629 | 39 770 |
| BELGIUM LUX | 75 719 | 236 702 | 25 817 | 80 577 | 14 226 | 43 407 |
| NETHERLANDS | 49 176 | 139 181 | 24 656 | 67 410 | 13 587 | 36 368 |
| ITALY | 151 589 | 476 847 | 52 528 | 160 119 | 28 914 | 86 267 |
| UNTD KINGDOM | 4 084 | 12 824 | 4 301 | 10 593 | 2 367 | 5 716 |
| IRISH REP | 1 631 | 4 925 | 535 | 1 593 | 293 | 853 |
| DENMARK | 25 865 | 78 261 | 8 681 | 26 220 | 4 785 | 14 126 |
| NORWAY | 428 | 1 463 | 716 | 2 536 | 395 | 1 366 |
| SWEDEN | 8 425 | 23 033 | 5 767 | 16 361 | 3 177 | 8 826 |
| FINLAND | 13 767 | 41 749 | 3 563 | 10 930 | 1 966 | 5 900 |
| SWITZERLAND | 36 180 | 95 943 | 15 059 | 41 505 | 8 307 | 22 412 |
| AUSTRIA | 33 244 | 94 567 | 16 579 | 46 581 | 9 133 | 25 142 |
| PORTUGAL | 77 | 313 | 173 | 545 | 93 | 294 |
| SPAIN | 1 451 | 4 517 | 2 614 | 7 148 | 1 439 | 3 857 |
| YUGOSLAVIA | 8 997 | 25 372 | 3 226 | 8 280 | 1 782 | 4 479 |
| GREECE | 98 | 109 | 61 | 83 | 33 | 44 |
| TURKEY | 113 | 353 | 60 | 196 | 34 | 105 |
| POLAND | 3 877 | 9 732 | 552 | 1 489 | 302 | 801 |
| CZECHOSLOVA | 1 844 | 6 298 | 508 | 1 677 | 280 | 898 |
| HUNGARY | 11 511 | 34 138 | 2 663 | 5 750 | 1 132 | 3 090 |
| ROMANIA | 8 496 | 25 090 | 1 111 | 3 613 | 612 | 1 948 |
| BULGARIA | 651 | 731 | 115 | 129 | 64 | 72 |
| USA | 903 | 3 074 | 1 924 | 6 299 | 1 060 | 3 403 |
| MEXICO | 33 | 73 | 21 | 57 | 12 | 30 |
| INDIA | 651 | 1 967 | 767 | 2 253 | 423 | 1 216 |
| THAILAND | 38 | 98 | 75 | 151 | 42 | 82 |
| P. REP. CHINA | 303 | 661 | 159 | 344 | 87 | 185 |
| SOUTH KOREA | 58 | 264 | 91 | 367 | 49 | 196 |
| JAPAN | 240 | 526 | 437 | 1 192 | 241 | 643 |
| TAIWAN | 1 903 | 3 419 | 809 | 1 404 | 447 | 765 |
| HONG KONG | 2 506 | 8 854 | 2 617 | 8 736 | 1 444 | 4 722 |
| EXPORTS | 346 992 | 1 033 755 | 250 379 | 727 221 | 137 938 | 392 308 |
| FRANCE | 111 767 | 338 851 | 55 720 | 169 059 | 30 699 | 91 166 |
| BELGIUM LUX | 42 622 | 141 523 | 28 693 | 88 086 | 15 477 | 47 480 |
| NETHERLANDS | 51 204 | 162 153 | 32 208 | 98 889 | 17 750 | 53 332 |
| ITALY | 14 250 | 39 840 | 10 618 | 31 166 | 5 852 | 16 811 |
| UNTD KINGDOM | 13 382 | 35 552 | 9 134 | 24 579 | 5 033 | 13 273 |
| IRISH REP | 1 885 | 5 878 | 696 | 2 301 | 384 | 1 241 |
| DENMARK | 3 458 | 11 846 | 4 490 | 13 305 | 2 470 | 7 177 |
| ICELAND | 158 | 385 | 266 | 528 | 144 | 288 |
| NORWAY | 2 546 | 6 355 | 4 268 | 10 899 | 2 355 | 5 892 |
| SWEDEN | 4 142 | 15 263 | 7 387 | 22 747 | 4 076 | 12 275 |
| FINLAND | 721 | 2 039 | 1 920 | 4 826 | 1 058 | 2 605 |
| SWITZERLAND | 16 752 | 50 409 | 14 159 | 40 551 | 7 804 | 21 880 |
| AUSTRIA | 37 873 | 97 822 | 27 169 | 71 364 | 14 968 | 38 520 |
| PORTUGAL | 198 | 618 | 514 | 1 627 | 284 | 886 |
| SPAIN | 5 342 | 14 160 | 2 136 | 6 221 | 1 177 | 3 350 |
| MALTA | 46 | 159 | 75 | 268 | 41 | 143 |
| YUGOSLAVIA | 2 297 | 7 253 | 2 532 | 8 344 | 1 396 | 4 495 |
| GREECE | 386 | 1 433 | 1 025 | 3 043 | 567 | 1 641 |
| TURKEY | 41 | 297 | 56 | 566 | 32 | 297 |
| USSR | 702 | 1 530 | 1 633 | 2 271 | 896 | 1 239 |
| POLAND | 57 | 266 | 86 | 406 | 47 | 218 |
| CZECHOSLOVA | 422 | 955 | 292 | 912 | 164 | 496 |
| HUNGARY | 15 | 116 | 90 | 476 | 50 | 256 |
| ROMANIA | 31 | 109 | 43 | 358 | 23 | 192 |
| CANARY IS | 65 | 197 | 84 | 237 | 48 | 130 |
| MOROCCO | 769 | 2 097 | 306 | 967 | 168 | 525 |
| ALGERIA | 2 132 | 8 093 | 1 428 | 5 397 | 788 | 2 916 |
| TUNISIA | 29 | 227 | 75 | 307 | 42 | 165 |
| LIBYA | 545 | 1 569 | 1 908 | 3 977 | 1 055 | 2 170 |
| EGYPT | 1 159 | 1 666 | 496 | 1 593 | 276 | 867 |
| SUDAN | 258 | 338 | 152 | 224 | 83 | 120 |
| SENEGAL | 11 | 26 | 27 | 55 | 15 | 30 |
| LIBERIA | 17 | 205 | 24 | 353 | 12 | 187 |
| IVORY COAST | 44 | 125 | 70 | 184 | 37 | 97 |
| GHANA | 1 | 288 | 20 | 315 | 11 | 170 |
| NIGERIA | 2 730 | 4 922 | 4 308 | 7 221 | 2 379 | 3 944 |
| CAMEROON | 47 | 561 | 32 | 646 | 17 | 343 |
| ZAIRE | 21 | 203 | 32 | 299 | 17 | 159 |
| ANGOLA | 16 | 22 | 43 | 66 | 23 | 36 |
| ETHIOPIA | 58 | 149 | 58 | 182 | 31 | 96 |
| KENYA | 96 | 197 | 171 | 315 | 94 | 172 |
| TANZANIA | 80 | 186 | 129 | 265 | 71 | 145 |
| MAURITIUS | 5 | 37 | 7 | 61 | 4 | 33 |
| REP. S. AFRICA | 836 | 2 391 | 1 046 | 2 871 | 577 | 1 544 |
| USA | 3 877 | 7 822 | 3 954 | 10 555 | 2 183 | 5 698 |
| CANADA | 410 | 1 047 | 1 082 | 2 587 | 597 | 1 394 |
| MEXICO | 56 | 143 | 119 | 298 | 63 | 158 |
| GUATEMALA | 76 | 129 | 121 | 225 | 67 | 122 |
| BARBADOS | 11 | 45 | 17 | 65 | 11 | 37 |
| TRINIDAD TOB | 20 | 49 | 34 | 94 | 17 | 50 |

6 IMPORTS AND EXPORTS (SPECIAL TRADE) BY GROUPS OF THE SITC AND BY COUNTRIES OF PRODUCTION AND CONSUMPTION 1979

| GROUP COUNTRY | DT = 100 KG | | 1 000 DM | | 1 000 \$ | |
|------------------|-------------|-----------|-----------|-----------|-----------|----------|
| | JULY/SEPT | JAN/SEPT | JULY/SEPT | JAN/SEPT | JULY/SEPT | JAN/SEPT |
| NETH ANTILL | 83 | 276 | 88 | 340 | 47 | 181 |
| COLOMBIA | 48 | 163 | 105 | 253 | 58 | 138 |
| VENEZUELA | 80 | 148 | 243 | 424 | 134 | 233 |
| ECUADOR | 58 | 130 | 54 | 304 | 30 | 165 |
| PERU | 70 | 114 | 231 | 464 | 126 | 251 |
| BRAZIL | 27 | 66 | 95 | 259 | 50 | 134 |
| CHILE | 105 | 307 | 274 | 751 | 151 | 403 |
| BOLIVIA | 18 | 68 | 68 | 171 | 40 | 95 |
| ARGENTINA | 294 | 351 | 411 | 641 | 224 | 346 |
| CYPRUS | 87 | 287 | 135 | 512 | 75 | 277 |
| LEBANON | 714 | 1 720 | 201 | 681 | 109 | 363 |
| SYRIA | 3 117 | 11 724 | 598 | 3 195 | 333 | 1 713 |
| IRAN | 829 | 3 745 | 847 | 3 924 | 464 | 2 099 |
| IRAN | 3 593 | 8 135 | 3 151 | 8 703 | 1 733 | 4 694 |
| ISRAEL | 400 | 1 134 | 449 | 1 640 | 251 | 890 |
| JORDAN | 418 | 1 302 | 381 | 921 | 211 | 500 |
| SAUDI ARABIA | 3 863 | 10 661 | 6 670 | 20 307 | 3 665 | 10 938 |
| KUWAIT | 1 539 | 3 313 | 1 965 | 4 395 | 1 083 | 2 376 |
| BAHRAIN | 444 | 980 | 697 | 1 564 | 385 | 848 |
| QATAR | 208 | 622 | 658 | 1 580 | 364 | 853 |
| ARAB EMIRAT | 1 405 | 3 498 | 3 434 | 7 665 | 1 888 | 4 139 |
| OMAN | 117 | 446 | 287 | 871 | 157 | 466 |
| NORTH YEMEN | 276 | 783 | 340 | 1 006 | 188 | 546 |
| SOUTH YEMEN | | 51 | | 71 | | 39 |
| AFGHANISTAN | 1 043 | 2 331 | 1 512 | 1 984 | 831 | 1 082 |
| PAKISTAN | 39 | 74 | 166 | 309 | 91 | 169 |
| INDIA | 124 | 296 | 158 | 395 | 87 | 210 |
| BANGLADESH | 19 | 122 | 232 | 476 | 127 | 259 |
| THAILAND | 57 | 243 | 141 | 655 | 77 | 352 |
| INDONESIA | 321 | 791 | 482 | 2 427 | 264 | 1 303 |
| MALAYSIA | 194 | 746 | 262 | 942 | 143 | 505 |
| BRUNEI | 22 | 62 | 52 | 127 | 28 | 68 |
| SINGAPORE | 625 | 2 452 | 966 | 3 308 | 533 | 1 784 |
| PHILIPPINES | 20 | 103 | 103 | 278 | 58 | 152 |
| P REP CHINA | 18 | 25 | 50 | 67 | 27 | 36 |
| SOUTH KOREA | 3 | 55 | 24 | 202 | 12 | 106 |
| JAPAN | 826 | 2 153 | 973 | 2 728 | 536 | 1 472 |
| TAIWAN | 180 | 613 | 141 | 571 | 76 | 307 |
| HONG KONG | 662 | 1 899 | 1 052 | 3 276 | 577 | 1 765 |
| AUSTRALIA | 996 | 2 923 | 1 756 | 4 893 | 965 | 2 643 |
| PAPUA NEW G | 5 | 68 | 17 | 79 | 9 | 42 |
| NEW ZEALAND | 89 | 321 | 136 | 383 | 74 | 206 |
| FR POLYNESIA | 75 | 147 | 93 | 167 | 52 | 93 |
| 821 FURNITURE | | | | | | |
| IMPORTS | 840 502 | 2 749 433 | 552 223 | 1 805 318 | 304 144 | 972 192 |
| FRANCE | 47 466 | 161 898 | 30 304 | 106 349 | 16 681 | 57 200 |
| BELGIUM LUX | 71 118 | 227 233 | 60 641 | 201 121 | 33 428 | 108 357 |
| NETHERLANDS | 44 681 | 158 643 | 36 813 | 127 631 | 20 270 | 68 658 |
| ITALY | 224 760 | 768 889 | 169 631 | 573 966 | 93 432 | 309 031 |
| UNTD KINGDOM | 21 185 | 63 686 | 25 664 | 75 963 | 14 141 | 40 943 |
| IRISH REP | 1 773 | 7 677 | 1 190 | 3 227 | 654 | 1 734 |
| DENMARK | 33 490 | 111 913 | 28 735 | 89 698 | 15 839 | 48 347 |
| NORWAY | 1 895 | 7 791 | 1 839 | 7 793 | 1 011 | 4 183 |
| SWEDEN | 68 140 | 221 098 | 34 776 | 111 441 | 19 144 | 60 030 |
| FINLAND | 15 190 | 58 602 | 10 405 | 32 156 | 5 729 | 17 314 |
| SWITZERLAND | 22 934 | 73 048 | 22 040 | 73 223 | 12 151 | 39 439 |
| AUSTRIA | 33 978 | 117 385 | 28 611 | 90 248 | 15 763 | 48 592 |
| PORTUGAL | 2 645 | 7 119 | 659 | 1 531 | 362 | 824 |
| SPAIN | 7 783 | 27 842 | 6 551 | 23 233 | 3 606 | 12 504 |
| YUGOSLAVIA | 26 622 | 99 715 | 14 280 | 54 814 | 7 869 | 29 513 |
| GREECE | 463 | 1 108 | 314 | 655 | 175 | 356 |
| TURKEY | 38 | 101 | 16 | 69 | 8 | 36 |
| USSR | 7 857 | 23 507 | 1 677 | 5 370 | 922 | 2 897 |
| POLAND | 60 438 | 161 536 | 18 684 | 50 846 | 10 288 | 27 429 |
| CZECHOSLOVA | 19 390 | 61 331 | 4 915 | 16 194 | 2 703 | 8 713 |
| HUNGARY | 14 421 | 47 873 | 5 075 | 16 898 | 2 791 | 9 091 |
| RUMANIA | 75 981 | 235 073 | 23 460 | 73 881 | 12 920 | 39 790 |
| BULGARIA | 1 835 | 7 134 | 486 | 1 993 | 268 | 1 075 |
| MOROCCO | 6 | 39 | 40 | 113 | 21 | 59 |
| EGYPT | 676 | 1 110 | 420 | 708 | 231 | 383 |
| GHANA | 195 | 255 | 52 | 69 | 28 | 37 |
| REP S AFRICA | 1 311 | 2 239 | 355 | 635 | 196 | 347 |
| SWAZILAND | 1 906 | 4 413 | 509 | 1 226 | 282 | 661 |
| LESOTHO | 75 | 212 | 21 | 60 | 12 | 33 |
| USA | 6 340 | 17 177 | 7 762 | 17 507 | 4 270 | 9 449 |
| CANADA | 2 417 | 5 944 | 1 050 | 2 477 | 578 | 1 336 |
| MEXICO | 7 | 99 | 10 | 121 | 5 | 62 |
| ECUADOR | | 97 | | 65 | | 34 |
| PERU | 78 | 148 | 55 | 159 | 30 | 84 |
| BRAZIL | 478 | 1 403 | 595 | 1 554 | 327 | 838 |
| LEBANON | | 130 | | 160 | | 87 |
| ISRAEL | 2 277 | 10 315 | 1 847 | 6 689 | 1 018 | 3 598 |
| AFGHANISTAN | 26 | 37 | 10 | 67 | 6 | 35 |
| PAKISTAN | 53 | 128 | 85 | 213 | 48 | 117 |
| INDIA | 396 | 1 040 | 268 | 671 | 144 | 357 |
| SRI LANKA | 37 | 100 | 19 | 64 | 10 | 33 |
| THAILAND | 1 202 | 4 000 | 947 | 2 919 | 520 | 1 572 |
| INDONESIA | 1 447 | 4 549 | 391 | 1 155 | 215 | 626 |
| MALAYSIA | 142 | 490 | 105 | 455 | 55 | 242 |

6 IMPORTS AND EXPORTS (SPECIAL TRADE) BY GROUPS OF THE SITC AND BY COUNTRIES OF PRODUCTION AND CONSUMPTION 1979

| GROUP COUNTRY | DT = 100 KG | | 1 000 DM | | 1 000 \$ | |
|------------------|-------------|-----------|-----------|-----------|-----------|-----------|
| | JULY/SEPT | JAN/SEPT | JULY/SEPT | JAN/SEPT | JULY/SEPT | JAN/SEPT |
| SINGAPORE | 1 099 | 2 811 | 698 | 1 628 | 380 | 879 |
| PHILIPPINES | 2 105 | 5 252 | 2 209 | 5 459 | 1 213 | 2 946 |
| P. REP. CHINA | 5 430 | 12 724 | 2 611 | 6 977 | 1 434 | 3 771 |
| SOUTH KOREA | 181 | 539 | 242 | 752 | 133 | 407 |
| JAPAN | 1 607 | 5 613 | 1 122 | 3 982 | 613 | 2 130 |
| TAIWAN | 6 228 | 14 330 | 3 270 | 7 376 | 1 798 | 3 995 |
| HONG KONG | 491 | 3 478 | 612 | 3 210 | 336 | 1 728 |
| AUSTRALIA | 101 | 228 | 101 | 252 | 56 | 138 |
| EXPORTS | 1 375 239 | 4 434 915 | 803 598 | 2 544 075 | 442 915 | 1 371 158 |
| FRANCE | 183 886 | 596 873 | 89 493 | 290 056 | 49 337 | 156 336 |
| BELGIUM LUX | 212 752 | 700 832 | 116 650 | 390 403 | 64 309 | 210 267 |
| NETHERLANDS | 350 661 | 1 204 746 | 207 655 | 709 924 | 114 447 | 382 331 |
| ITALY | 26 321 | 74 803 | 19 880 | 55 162 | 10 964 | 29 786 |
| UNITED KINGDOM | 123 621 | 360 143 | 57 267 | 161 062 | 31 569 | 86 849 |
| IRISH REP | 2 764 | 7 855 | 1 572 | 4 786 | 867 | 2 573 |
| DENMARK | 21 897 | 72 486 | 10 170 | 33 385 | 5 615 | 17 997 |
| ICELAND | 245 | 521 | 493 | 730 | 275 | 399 |
| NORWAY | 4 502 | 18 893 | 4 172 | 14 914 | 2 295 | 8 035 |
| SWEDEN | 27 094 | 97 581 | 13 345 | 44 082 | 7 365 | 23 737 |
| FINLAND | 1 306 | 3 810 | 1 380 | 4 283 | 759 | 2 299 |
| SWITZERLAND | 102 342 | 357 441 | 69 286 | 234 420 | 38 191 | 126 222 |
| AUSTRIA | 187 120 | 513 590 | 97 657 | 265 209 | 53 850 | 143 226 |
| PORTUGAL | 352 | 1 232 | 251 | 1 044 | 135 | 562 |
| SPAIN | 6 047 | 16 423 | 4 151 | 11 967 | 2 289 | 6 452 |
| GIBRALTAR | 13 | 303 | 16 | 117 | 9 | 63 |
| PALTA | 48 | 514 | 42 | 303 | 24 | 165 |
| YUGOSLAVIA | 1 710 | 4 406 | 3 873 | 8 435 | 2 135 | 4 560 |
| GREECE | 4 668 | 10 115 | 3 900 | 8 117 | 2 148 | 4 387 |
| TURKEY | 419 | 1 212 | 335 | 1 243 | 183 | 667 |
| USSR | 1 149 | 11 197 | 1 896 | 8 194 | 1 052 | 4 432 |
| POLAND | 239 | 811 | 347 | 1 252 | 192 | 670 |
| CZECHOSLOVAKIA | 1 068 | 2 270 | 716 | 1 813 | 395 | 978 |
| HUNGARY | 420 | 1 646 | 320 | 1 352 | 170 | 717 |
| ROMANIA | 151 | 471 | 205 | 439 | 111 | 233 |
| BULGARIA | 29 | 61 | 27 | 68 | 14 | 36 |
| CANARY IS | 118 | 773 | 114 | 588 | 62 | 314 |
| MOROCCO | 2 | 507 | 3 | 1 561 | 2 | 837 |
| CEUTA MEL | | 77 | | 84 | | 44 |
| ALGERIA | 1 697 | 3 746 | 2 371 | 5 383 | 1 305 | 2 916 |
| TUNISIA | 263 | 674 | 183 | 438 | 99 | 231 |
| LIBYA | 7 142 | 35 272 | 4 813 | 24 563 | 2 650 | 13 200 |
| EGYPT | 948 | 2 669 | 664 | 2 517 | 363 | 1 358 |
| SUDAN | 34 | 330 | 22 | 174 | 11 | 93 |
| NIGER | 3 | 16 | 2 | 83 | 1 | 45 |
| SENEGAL | 68 | 254 | 23 | 93 | 13 | 52 |
| LIBERIA | 193 | 567 | 202 | 567 | 112 | 307 |
| IVORY COAST | 9 | 116 | 23 | 109 | 12 | 56 |
| GHANA | 1 | 133 | 2 | 829 | | 447 |
| TOGO | 91 | 134 | 169 | 251 | 93 | 137 |
| NIGERIA | 4 084 | 5 367 | 2 162 | 4 396 | 1 188 | 2 388 |
| CAMEROON | 25 | 76 | 16 | 59 | 9 | 30 |
| GABON | 39 | 211 | 10 | 226 | 6 | 123 |
| CONGO | 92 | 94 | 91 | 97 | 50 | 51 |
| ZAIRE | 29 | 47 | 46 | 66 | 25 | 36 |
| ANGOLA | 3 | 12 | 6 | 79 | 4 | 43 |
| ETHIOPIA | 31 | 106 | 30 | 101 | 18 | 56 |
| DJIBOUTI | 46 | 352 | 36 | 181 | 19 | 97 |
| SOMALIA | 284 | 315 | 221 | 258 | 122 | 141 |
| KENYA | 163 | 221 | 653 | 875 | 356 | 472 |
| TANZANIA | 28 | 120 | 41 | 178 | 21 | 96 |
| MADAGASCAR | 12 | 219 | 21 | 154 | 11 | 80 |
| REP. S. AFRICA | 669 | 1 490 | 556 | 1 370 | 307 | 739 |
| USA | 14 303 | 44 297 | 24 405 | 66 918 | 13 444 | 36 079 |
| CANADA | 3 989 | 12 434 | 2 364 | 6 985 | 1 306 | 3 771 |
| MEXICO | 248 | 401 | 125 | 235 | 69 | 129 |
| PANAM EX. CZ | 208 | 989 | 68 | 288 | 37 | 155 |
| GUADELOUPE | 118 | 316 | 23 | 89 | 13 | 48 |
| NETH. ANTILL. | 786 | 3 467 | 369 | 1 138 | 205 | 614 |
| COLOMBIA | 80 | 147 | 66 | 209 | 36 | 113 |
| VENEZUELA | 38 | 188 | 90 | 413 | 49 | 223 |
| SURINAM | 214 | 219 | 115 | 124 | 63 | 68 |
| ECUADOR | 14 | 181 | 101 | 488 | 54 | 263 |
| PERU | 1 | 87 | 3 | 122 | 1 | 64 |
| BRAZIL | 17 | 45 | 31 | 150 | 16 | 80 |
| CHILE | 115 | 1 432 | 169 | 1 454 | 90 | 773 |
| BOLIVIA | 4 | 25 | 12 | 59 | 7 | 30 |
| ARGENTINA | 320 | 525 | 332 | 831 | 184 | 450 |
| CYPRUS | 9 | 37 | 19 | 60 | 10 | 31 |
| LEBANON | 121 | 237 | 188 | 410 | 100 | 220 |
| SYRIA | 308 | 1 132 | 349 | 1 016 | 191 | 542 |
| IRAQ | 2 815 | 4 539 | 5 290 | 7 572 | 2 920 | 4 142 |
| IRAN | 1 083 | 3 574 | 2 063 | 4 750 | 1 132 | 2 581 |
| ISRAEL | 1 837 | 5 057 | 825 | 2 145 | 451 | 1 160 |
| JORDAN | 2 361 | 5 806 | 1 038 | 2 674 | 570 | 1 442 |
| SAUDI ARABIA | 38 030 | 130 004 | 22 933 | 74 957 | 12 631 | 40 463 |
| KUWAIT | 8 553 | 36 028 | 4 119 | 15 682 | 2 265 | 8 455 |
| BAHRAIN | 1 546 | 6 209 | 448 | 2 100 | 245 | 1 128 |
| QATAR | 844 | 3 768 | 291 | 2 725 | 163 | 1 467 |
| ARAB EMIRAT | 5 645 | 20 294 | 1 974 | 8 563 | 1 083 | 4 599 |
| OMAN | 963 | 4 269 | 286 | 1 448 | 157 | 775 |

6 IMPORTS AND EXPORTS (SPECIAL TRADE) BY GROUPS OF THE SITC AND BY COUNTRIES OF PRODUCTION AND CONSUMPTION 1979

| GROUP COUNTRY | DT = 100 KG | | 1 000 DM | | 1 000 \$ | |
|----------------------------|-------------|----------|-----------|----------|-----------|----------|
| | JULY/SEPT | JAN/SEPT | JULY/SEPT | JAN/SEPT | JULY/SEPT | JAN/SEPT |
| NORTH YEMEN | 250 | 1 044 | 123 | 469 | 66 | 251 |
| AFGHANISTAN | 57 | 98 | 144 | 174 | 80 | 96 |
| PAKISTAN | 28 | 57 | 157 | 367 | 88 | 201 |
| INDIA | 33 | 42 | 86 | 153 | 48 | 82 |
| BANGLADESH | 2 | 639 | 6 | 298 | 3 | 157 |
| BURMA | 1 | 121 | 1 | 90 | 1 | 48 |
| THAILAND | 32 | 329 | 120 | 580 | 68 | 314 |
| VIETNAM | 1 | 111 | 3 | 161 | 1 | 86 |
| INDONESIA | 196 | 456 | 250 | 771 | 139 | 419 |
| MALAYSIA | 344 | 611 | 187 | 389 | 105 | 211 |
| SINGAPORE | 1 148 | 4 172 | 331 | 1 452 | 181 | 779 |
| PHILIPPINES | 81 | 242 | 284 | 414 | 155 | 225 |
| P. REP. CHINA | 38 | 45 | 60 | 68 | 32 | 37 |
| SOUTH KOREA | 129 | 172 | 370 | 529 | 202 | 286 |
| JAPAN | 6 962 | 15 514 | 11 203 | 25 639 | 6 169 | 13 862 |
| TAIWAN | 668 | 1 085 | 705 | 1 162 | 391 | 635 |
| HONG KONG | 1 521 | 4 362 | 1 527 | 3 659 | 837 | 1 982 |
| AUSTRALIA | 1 939 | 5 032 | 2 052 | 5 125 | 1 132 | 2 764 |
| NEW CALEDON | 78 | 132 | 62 | 114 | 32 | 60 |
| 831 TRAVEL GOODS, HANDBAGS | | | | | | |
| IMPORTS | 71 097 | 224 451 | 181 223 | 512 451 | 99 675 | 276 511 |
| FRANCE | 1 789 | 6 664 | 5 130 | 15 301 | 2 818 | 8 245 |
| BELGIUM LUX | 1 111 | 3 545 | 1 927 | 6 502 | 1 060 | 3 500 |
| NETHERLANDS | 3 274 | 10 707 | 4 811 | 15 161 | 2 647 | 8 176 |
| ITALY | 15 843 | 48 688 | 82 499 | 219 031 | 45 331 | 118 250 |
| UNITED KINGDOM | 694 | 2 143 | 1 748 | 5 100 | 964 | 2 754 |
| IRISH REP | 32 | 161 | 119 | 555 | 65 | 294 |
| DENMARK | 207 | 747 | 419 | 1 519 | 231 | 822 |
| NORWAY | 12 | 28 | 57 | 94 | 31 | 49 |
| SWEDEN | 193 | 627 | 448 | 1 648 | 245 | 886 |
| FINLAND | 27 | 83 | 129 | 390 | 69 | 207 |
| SWITZERLAND | 191 | 643 | 884 | 2 036 | 488 | 1 104 |
| AUSTRIA | 651 | 1 673 | 1 757 | 4 626 | 968 | 2 493 |
| PORTUGAL | 6 | 34 | 70 | 200 | 40 | 109 |
| SPAIN | 1 003 | 2 852 | 4 495 | 9 084 | 2 480 | 4 927 |
| MALTA | 24 | 94 | 136 | 521 | 75 | 282 |
| YUGOSLAVIA | 1 871 | 5 711 | 1 397 | 4 733 | 766 | 2 551 |
| GREECE | 123 | 589 | 215 | 1 053 | 120 | 568 |
| POLAND | 271 | 964 | 804 | 2 787 | 442 | 1 496 |
| CZECHOSLOVAKIA | 880 | 2 523 | 1 324 | 3 813 | 733 | 2 065 |
| HUNGARY | 395 | 964 | 1 105 | 2 834 | 611 | 1 537 |
| RUMANIA | 952 | 3 616 | 604 | 1 993 | 331 | 1 075 |
| MOROCCO | 177 | 713 | 1 027 | 3 709 | 565 | 1 996 |
| TUNISIA | 158 | 518 | 171 | 530 | 93 | 284 |
| EGYPT | 76 | 217 | 314 | 872 | 172 | 470 |
| REP. S. AFRICA | 10 | 17 | 81 | 111 | 44 | 60 |
| USA | 527 | 1 487 | 1 332 | 3 734 | 733 | 2 010 |
| CANADA | 45 | 137 | 77 | 216 | 42 | 116 |
| MEXICO | 7 | 16 | 25 | 68 | 13 | 37 |
| COLOMBIA | 130 | 289 | 785 | 1 631 | 433 | 883 |
| BRAZIL | 607 | 1 748 | 3 305 | 7 997 | 1 821 | 4 326 |
| BOLIVIA | 6 | 13 | 24 | 62 | 12 | 32 |
| PARAGUAY | 20 | 34 | 59 | 108 | 33 | 58 |
| URUGUAY | 270 | 772 | 1 675 | 4 409 | 923 | 2 378 |
| ARGENTINA | 108 | 257 | 286 | 866 | 158 | 470 |
| LEBANON | 68 | 423 | 435 | 2 194 | 239 | 1 181 |
| SYRIA | 6 | 20 | 30 | 94 | 16 | 51 |
| ISRAEL | 183 | 303 | 357 | 585 | 197 | 319 |
| AFGHANISTAN | 19 | 71 | 73 | 260 | 39 | 138 |
| PAKISTAN | 25 | 80 | 38 | 109 | 22 | 60 |
| INDIA | 588 | 2 539 | 2 300 | 7 685 | 1 265 | 4 134 |
| BANGLADESH | 149 | 514 | 94 | 381 | 52 | 204 |
| THAILAND | 87 | 328 | 461 | 1 553 | 253 | 834 |
| SINGAPORE | 35 | 144 | 142 | 413 | 78 | 222 |
| PHILIPPINES | 135 | 2 028 | 238 | 2 275 | 129 | 1 213 |
| P. REP. CHINA | 640 | 1 849 | 771 | 2 253 | 423 | 1 215 |
| SOUTH KOREA | 5 917 | 21 362 | 11 978 | 39 488 | 6 606 | 21 309 |
| JAPAN | 797 | 2 233 | 3 190 | 7 672 | 1 755 | 4 143 |
| TAIWAN | 17 392 | 50 466 | 18 243 | 53 982 | 10 031 | 29 102 |
| HONG KONG | 13 306 | 42 603 | 23 486 | 69 822 | 12 933 | 37 669 |
| MACAO | 23 | 145 | 51 | 197 | 28 | 106 |
| EXPORTS | 19 873 | 68 263 | 63 823 | 192 636 | 35 163 | 103 817 |
| FRANCE | 2 637 | 9 395 | 5 324 | 18 197 | 2 935 | 9 800 |
| BELGIUM LUX | 1 673 | 7 112 | 5 377 | 19 221 | 2 960 | 10 336 |
| NETHERLANDS | 3 289 | 14 041 | 8 166 | 27 944 | 4 501 | 15 047 |
| ITALY | 308 | 1 025 | 967 | 3 262 | 532 | 1 755 |
| UNITED KINGDOM | 1 605 | 4 605 | 3 697 | 9 788 | 2 037 | 5 283 |
| IRISH REP | 35 | 154 | 85 | 264 | 48 | 142 |
| DENMARK | 753 | 2 356 | 1 682 | 5 089 | 931 | 2 750 |
| ICELAND | 104 | 155 | 205 | 302 | 112 | 166 |
| NORWAY | 519 | 1 815 | 1 336 | 3 759 | 740 | 2 029 |
| SWEDEN | 850 | 2 520 | 1 969 | 5 262 | 1 087 | 2 842 |
| FINLAND | 170 | 687 | 463 | 1 320 | 257 | 716 |
| SWITZERLAND | 2 602 | 8 943 | 11 500 | 32 736 | 6 339 | 17 656 |
| AUSTRIA | 3 360 | 10 049 | 9 032 | 25 376 | 4 976 | 13 691 |
| PORTUGAL | 6 | 28 | 19 | 89 | 10 | 49 |
| SPAIN | 43 | 182 | 200 | 606 | 111 | 329 |

6 IMPORTS AND EXPORTS (SPECIAL TRADE) BY GROUPS OF THE SITC AND BY COUNTRIES OF PRODUCTION AND CONSUMPTION 1979

| GROUP COUNTRY | DT = 100 KG | | 1 000 DM | | 1 000 \$ | |
|------------------|-------------|----------|-----------|----------|-----------|----------|
| | JULY/SEPT | JAN/SEPT | JULY/SEPT | JAN/SEPT | JULY/SEPT | JAN/SEPT |
| YUGOSLAVIA | 8 | 44 | 29 | 109 | 15 | 57 |
| GREECE | 46 | 143 | 119 | 340 | 68 | 188 |
| USSR | 5 | 44 | 19 | 79 | 11 | 44 |
| POLAND | 6 | 31 | 10 | 102 | 6 | 54 |
| CZECHOSLOVA | 24 | 29 | 38 | 60 | 20 | 32 |
| TUNISIA | 85 | 268 | 681 | 1 706 | 375 | 921 |
| LIBYA | 28 | 175 | 103 | 599 | 58 | 323 |
| SENEGAL | 4 | 51 | 6 | 75 | 4 | 41 |
| LIBERIA | 1 | 24 | 2 | 71 | 1 | 39 |
| IVORY COAST | 28 | 28 | 49 | 56 | 27 | 30 |
| REP S AFRICA | 35 | 96 | 102 | 257 | 55 | 141 |
| USA | 471 | 1 032 | 3 533 | 7 853 | 1 955 | 4 256 |
| CANADA | 106 | 218 | 367 | 771 | 200 | 414 |
| NETH ANTILL | 22 | 85 | 47 | 184 | 25 | 100 |
| VENEZUELA | 32 | 85 | 198 | 722 | 106 | 382 |
| BRAZIL | 1 | 9 | 8 | 59 | 4 | 33 |
| CHILE | 27 | 39 | 57 | 101 | 31 | 55 |
| ARGENTINA | 6 | 15 | 59 | 85 | 31 | 48 |
| LEBANON | 5 | 27 | 16 | 73 | 7 | 37 |
| ISRAEL | 56 | 130 | 47 | 121 | 23 | 63 |
| JORDAN | | 5 | 5 | 69 | 3 | 35 |
| SAUDI ARABIA | 110 | 419 | 957 | 3 875 | 525 | 2 085 |
| KUWAIT | 38 | 59 | 114 | 219 | 62 | 117 |
| BAHRAIN | 31 | 45 | 77 | 128 | 42 | 70 |
| QATAR | 52 | 77 | 181 | 267 | 99 | 143 |
| ARAB EMIRAT | 36 | 70 | 143 | 285 | 79 | 153 |
| MALAYSIA | 7 | 26 | 24 | 108 | 13 | 58 |
| SINGAPORE | 40 | 121 | 466 | 1 960 | 256 | 1 050 |
| JAPAN | 221 | 776 | 3 773 | 12 228 | 2 080 | 6 589 |
| HONG KONG | 111 | 333 | 1 641 | 4 529 | 903 | 2 441 |
| AUSTRALIA | 37 | 115 | 138 | 530 | 74 | 284 |
| PAPUA NEW G | 40 | 41 | 108 | 109 | 61 | 62 |
| NEW CALEDON | 9 | 11 | 73 | 82 | 42 | 46 |
| FR POLYNESIA | 18 | 23 | 62 | 79 | 35 | 44 |

842 MENS OUTERWEAR NOT KNIT

| IMPORTS | 201 112 | 555 709 | 632 159 | 1 715 826 | 348 127 | 926 657 |
|--------------|---------|---------|---------|-----------|---------|---------|
| FRANCE | 6 370 | 20 737 | 32 726 | 100 747 | 18 010 | 54 291 |
| BELGIUM LUX | 8 666 | 25 594 | 31 464 | 92 748 | 17 345 | 50 052 |
| NETHERLANDS | 2 036 | 5 987 | 8 120 | 23 513 | 4 472 | 12 692 |
| ITALY | 19 556 | 50 158 | 110 707 | 278 729 | 61 001 | 150 815 |
| UNTD KINGDOM | 888 | 3 103 | 7 869 | 20 679 | 4 340 | 11 187 |
| IRISH REP | 449 | 1 281 | 1 764 | 5 173 | 969 | 2 792 |
| DENMARK | 320 | 1 132 | 1 214 | 4 428 | 665 | 2 379 |
| NORWAY | 50 | 211 | 286 | 1 073 | 160 | 577 |
| SWEDEN | 80 | 239 | 625 | 1 689 | 348 | 911 |
| FINLAND | 928 | 1 955 | 6 974 | 12 778 | 3 853 | 6 958 |
| SWITZERLAND | 798 | 1 713 | 7 378 | 16 824 | 4 061 | 9 111 |
| AUSTRIA | 2 279 | 6 413 | 15 277 | 37 301 | 8 413 | 20 171 |
| PORTUGAL | 1 557 | 3 077 | 4 755 | 9 559 | 2 629 | 5 178 |
| SPAIN | 1 556 | 5 103 | 6 449 | 21 157 | 3 562 | 11 411 |
| MALTA | 6 952 | 28 175 | 22 010 | 84 752 | 12 109 | 45 569 |
| YUGOSLAVIA | 10 634 | 35 717 | 44 963 | 148 605 | 24 763 | 80 147 |
| GREECE | 9 704 | 26 583 | 32 353 | 91 910 | 17 813 | 49 604 |
| TURKEY | 1 048 | 2 418 | 3 899 | 9 039 | 2 146 | 4 890 |
| POLAND | 3 321 | 8 431 | 12 356 | 32 062 | 6 814 | 17 336 |
| CZECHOSLOVA | 3 203 | 9 406 | 7 975 | 23 557 | 4 396 | 12 711 |
| HUNGARY | 2 954 | 8 670 | 8 918 | 25 595 | 4 921 | 13 816 |
| RUMANIA | 2 315 | 6 005 | 9 531 | 22 334 | 5 240 | 12 101 |
| BULGARIA | 860 | 2 451 | 1 092 | 3 827 | 599 | 2 062 |
| MOROCCO | 183 | 799 | 665 | 2 399 | 368 | 1 289 |
| TUNISIA | 4 842 | 16 347 | 14 196 | 54 496 | 7 801 | 29 296 |
| EGYPT | | 32 | | 76 | | 41 |
| IVORY COAST | 323 | 2 168 | 511 | 4 261 | 280 | 2 279 |
| MAURITIUS | 114 | 370 | 1 049 | 3 247 | 580 | 1 752 |
| REP S AFRICA | 241 | 1 188 | 808 | 5 084 | 442 | 2 719 |
| USA | 8 404 | 18 991 | 19 867 | 44 870 | 10 909 | 24 206 |
| CANADA | 68 | 138 | 287 | 323 | 159 | 177 |
| MEXICO | 1 293 | 2 180 | 1 470 | 2 480 | 809 | 1 351 |
| BELIZE | 298 | 723 | 546 | 1 194 | 299 | 641 |
| REP HAITI | 165 | 165 | 362 | 362 | 198 | 198 |
| COLOMBIA | 106 | 133 | 284 | 356 | 157 | 196 |
| BRAZIL | 1 199 | 3 847 | 2 809 | 8 416 | 1 549 | 4 544 |
| URUGUAY | 330 | 330 | 1 257 | 1 258 | 693 | 694 |
| CYPRUS | 43 | 57 | 157 | 224 | 86 | 122 |
| ISRAEL | 446 | 1 141 | 2 069 | 5 857 | 1 136 | 3 152 |
| PAKISTAN | 361 | 598 | 229 | 402 | 126 | 219 |
| INDIA | 556 | 1 228 | 1 497 | 3 753 | 827 | 2 031 |
| SRI LANKA | 937 | 3 515 | 2 042 | 6 789 | 1 121 | 3 656 |
| THAILAND | 832 | 3 389 | 1 724 | 6 393 | 951 | 3 443 |
| VIETNAM | 429 | 699 | 316 | 675 | 173 | 364 |
| INDONESIA | 179 | 2 118 | 348 | 3 706 | 191 | 1 975 |
| MALAYSIA | 3 139 | 5 101 | 5 762 | 9 117 | 3 174 | 4 961 |
| SINGAPORE | 4 038 | 10 254 | 7 981 | 18 966 | 4 398 | 10 250 |
| PHILIPPINES | 5 238 | 14 364 | 12 321 | 32 637 | 6 770 | 17 597 |
| P REP CHINA | 843 | 4 458 | 1 276 | 6 539 | 699 | 3 512 |
| SOUTH KOREA | 25 056 | 48 195 | 52 738 | 100 752 | 29 018 | 54 666 |
| JAPAN | 1 250 | 2 068 | 2 520 | 4 411 | 1 388 | 2 402 |
| TAIWAN | 11 952 | 35 905 | 23 583 | 62 980 | 12 983 | 34 025 |
| HONG KONG | 36 359 | 99 625 | 85 816 | 223 738 | 47 284 | 120 942 |

6 IMPORTS AND EXPORTS (SPECIAL TRADE) BY GROUPS OF THE SITC AND BY COUNTRIES OF PRODUCTION AND CONSUMPTION 1979

| GROUP COUNTRY | DT = 100 KG | | 1 000 DM | | 1 000 \$ | |
|------------------------------|-------------|----------|-----------|-----------|-----------|-----------|
| | JULY/SEPT | JAN/SEPT | JULY/SEPT | JAN/SEPT | JULY/SEPT | JAN/SEPT |
| MACAO | 5 338 | 20 969 | 8 892 | 31 803 | 4 891 | 17 102 |
| EXPORTS | 33 356 | 89 217 | 223 880 | 579 020 | 123 422 | 313 204 |
| FRANCE | 2 753 | 6 179 | 18 369 | 42 754 | 10 134 | 23 171 |
| BELGIUM LUX | 4 419 | 12 534 | 32 362 | 88 816 | 17 854 | 48 053 |
| NETHERLANDS | 11 962 | 31 395 | 87 595 | 225 808 | 48 304 | 122 157 |
| ITALY | 219 | 868 | 1 433 | 4 986 | 786 | 2 685 |
| UNTD KINGDOM | 2 411 | 6 110 | 17 923 | 44 460 | 9 883 | 24 074 |
| IRISH REP | 261 | 545 | 2 179 | 4 441 | 1 200 | 2 406 |
| DENMARK | 668 | 1 429 | 4 213 | 9 330 | 2 329 | 5 063 |
| ICELAND | 15 | 35 | 134 | 289 | 71 | 152 |
| NORWAY | 70 | 136 | 566 | 1 177 | 313 | 646 |
| SWEDEN | 156 | 344 | 1 313 | 2 735 | 723 | 1 484 |
| FINLAND | 2 | 5 | 19 | 64 | 10 | 35 |
| SWITZERLAND | 2 341 | 6 184 | 17 870 | 44 932 | 9 839 | 24 305 |
| AUSTRIA | 3 556 | 9 494 | 22 006 | 57 374 | 12 129 | 31 042 |
| SPAIN | 5 | 27 | 38 | 196 | 22 | 104 |
| MALTA | 51 | 130 | 231 | 563 | 127 | 305 |
| YUGOSLAVIA | 232 | 1 118 | 901 | 3 674 | 497 | 1 969 |
| GREECE | 921 | 2 687 | 1 543 | 4 456 | 852 | 2 406 |
| TURKEY | 31 | 70 | 200 | 420 | 109 | 225 |
| USSR | 55 | 88 | 479 | 731 | 263 | 397 |
| POLAND | 369 | 965 | 1 240 | 2 825 | 682 | 1 530 |
| CZECHOSLOVA | 181 | 801 | 609 | 1 821 | 336 | 984 |
| HUNGARY | 65 | 180 | 253 | 686 | 139 | 369 |
| RUMANIA | 15 | 53 | 29 | 126 | 16 | 66 |
| BULGARIA | | 58 | 6 | 77 | 3 | 42 |
| CANARY IS | 15 | 39 | 122 | 305 | 67 | 164 |
| CEUTA MEL | 9 | 20 | 64 | 146 | 35 | 79 |
| ALGERIA | | 102 | 12 | 896 | 7 | 479 |
| TUNISIA | 1 436 | 5 242 | 3 699 | 14 564 | 2 040 | 7 829 |
| LIBYA | 48 | 173 | 411 | 1 529 | 226 | 818 |
| EGYPT | | 5 | 17 | 64 | 7 | 31 |
| NIGERIA | 2 | 4 | 29 | 88 | 17 | 48 |
| KENYA | 21 | 36 | 209 | 354 | 115 | 193 |
| REP S AFRICA | 2 | 22 | 30 | 198 | 17 | 107 |
| USA | 116 | 400 | 1 626 | 5 283 | 895 | 2 858 |
| CANADA | 22 | 148 | 183 | 1 200 | 99 | 639 |
| PANAM EX CZ | 4 | 7 | 40 | 73 | 22 | 38 |
| NETH ANTILL | 7 | 59 | 63 | 550 | 35 | 293 |
| VENEZUELA | 9 | 38 | 81 | 376 | 45 | 203 |
| CHILE | 24 | 62 | 212 | 528 | 120 | 287 |
| ARGENTINA | 10 | 23 | 49 | 117 | 26 | 63 |
| LEBANON | 36 | 61 | 319 | 516 | 179 | 285 |
| SYRIA | 10 | 29 | 56 | 168 | 31 | 90 |
| IRAQ | 468 | 554 | 2 566 | 3 369 | 1 411 | 1 837 |
| IRAN | 4 | 41 | 27 | 179 | 15 | 94 |
| ISRAEL | 1 | 30 | 2 | 263 | 1 | 142 |
| JORDAN | 91 | 99 | 399 | 503 | 219 | 275 |
| SAUDI ARABIA | 90 | 130 | 379 | 737 | 213 | 406 |
| KUWAIT | 32 | 108 | 298 | 942 | 162 | 507 |
| QATAR | 1 | 14 | 24 | 114 | 13 | 59 |
| ARAB EMIRAT | 5 | 50 | 27 | 320 | 15 | 166 |
| SINGAPORE | 6 | 13 | 31 | 95 | 17 | 53 |
| JAPAN | 81 | 108 | 940 | 1 297 | 517 | 704 |
| HONG KONG | 17 | 44 | 163 | 404 | 89 | 214 |
| AUSTRALIA | 5 | 27 | 65 | 335 | 33 | 177 |
| 643 WOMENS OUTERWEAR NONKNIT | | | | | | |
| IMPORTS | 190 209 | 543 293 | 949 487 | 2 655 004 | 522 768 | 1 434 084 |
| FRANCE | 6 643 | 19 424 | 77 360 | 221 692 | 42 597 | 119 826 |
| BELGIUM LUX | 4 138 | 12 283 | 25 306 | 70 701 | 13 956 | 38 214 |
| NETHERLANDS | 4 378 | 12 918 | 27 054 | 80 762 | 14 906 | 43 550 |
| ITALY | 23 694 | 64 439 | 176 174 | 468 287 | 96 965 | 253 180 |
| UNTD KINGDOM | 2 641 | 6 581 | 23 790 | 59 138 | 13 105 | 32 005 |
| IRISH REP | 291 | 1 280 | 1 642 | 7 406 | 904 | 3 978 |
| DENMARK | 436 | 1 178 | 3 337 | 8 988 | 1 835 | 4 859 |
| ICELAND | 16 | 45 | 163 | 447 | 90 | 240 |
| NORWAY | 11 | 37 | 107 | 221 | 60 | 120 |
| SWEDEN | 268 | 1 035 | 1 804 | 6 663 | 992 | 3 592 |
| FINLAND | 572 | 1 852 | 4 240 | 13 498 | 2 342 | 7 301 |
| SWITZERLAND | 1 206 | 2 925 | 18 085 | 49 101 | 9 959 | 26 533 |
| AUSTRIA | 6 180 | 16 126 | 43 073 | 115 008 | 23 739 | 62 151 |
| PORTUGAL | 2 299 | 6 724 | 10 306 | 28 399 | 5 673 | 15 325 |
| SPAIN | 418 | 1 451 | 2 715 | 8 671 | 1 498 | 4 679 |
| MALTA | 5 188 | 15 335 | 15 315 | 44 535 | 8 427 | 24 003 |
| YUGOSLAVIA | 8 069 | 25 105 | 46 560 | 141 982 | 25 668 | 76 696 |
| GREECE | 11 723 | 33 283 | 50 846 | 149 565 | 27 989 | 80 648 |
| TURKEY | 3 644 | 12 632 | 9 531 | 35 205 | 5 238 | 18 940 |
| POLAND | 8 217 | 21 683 | 34 165 | 98 398 | 18 840 | 53 163 |
| CZECHOSLOVA | 1 259 | 3 846 | 6 577 | 17 378 | 3 620 | 9 410 |
| HUNGARY | 10 764 | 30 347 | 46 914 | 129 236 | 25 836 | 69 834 |
| RUMANIA | 8 368 | 18 088 | 37 526 | 78 175 | 20 639 | 42 422 |
| BULGARIA | 2 141 | 6 894 | 6 793 | 20 976 | 3 737 | 11 315 |
| MOROCCO | 1 096 | 3 115 | 2 604 | 7 630 | 1 429 | 4 107 |
| TUNISIA | 2 592 | 8 218 | 8 718 | 28 159 | 4 798 | 15 147 |
| EGYPT | 231 | 498 | 480 | 934 | 265 | 507 |
| UPPER VOLTA | 22 | 22 | 52 | 53 | 29 | 30 |
| IVORY COAST | | 36 | | 342 | | 185 |

6 IMPORTS AND EXPORTS (SPECIAL TRADE) BY GROUPS OF THE SITC AND BY COUNTRIES OF PRODUCTION AND CONSUMPTION 1979

| GROUP COUNTRY | DT = 100 KG | | 1 000 DM | | 1 000 \$ | |
|------------------|-------------|----------|-----------|-----------|-----------|----------|
| | JULY/SEPT | JAN/SEPT | JULY/SEPT | JAN/SEPT | JULY/SEPT | JAN/SEPT |
| KENYA | 20 | 25 | 104 | 134 | 57 | 74 |
| MAURITIUS | 66 | 98 | 363 | 672 | 199 | 363 |
| REP S AFRICA | 368 | 703 | 3 681 | 7 424 | 2 026 | 4 027 |
| SWAZILAND | | 65 | | 212 | | 112 |
| USA | 133 | 685 | 680 | 3 194 | 372 | 1 708 |
| CANADA | 39 | 57 | 216 | 465 | 120 | 250 |
| MEXICO | 17 | 73 | 110 | 535 | 61 | 290 |
| GUATEMALA | 14 | 29 | 68 | 139 | 38 | 74 |
| REP HAITI | 67 | 67 | 796 | 797 | 436 | 436 |
| BARBADOS | | 19 | | 188 | | 99 |
| COLOMBIA | 14 | 71 | 58 | 258 | 32 | 138 |
| BRAZIL | 678 | 2 444 | 2 274 | 7 793 | 1 248 | 4 195 |
| BOLIVIA | 27 | 40 | 148 | 231 | 83 | 130 |
| URUGUAY | 258 | 444 | 803 | 1 451 | 444 | 793 |
| CYPRUS | 775 | 2 703 | 2 712 | 8 277 | 1 490 | 4 461 |
| SYRIA | 10 | 30 | 28 | 88 | 15 | 45 |
| ISRAEL | 777 | 2 111 | 5 771 | 15 696 | 3 168 | 8 466 |
| AFGHANISTAN | 269 | 617 | 841 | 2 020 | 464 | 1 088 |
| PAKISTAN | 527 | 1 491 | 840 | 2 562 | 460 | 1 376 |
| INDIA | 6 703 | 19 927 | 26 942 | 82 646 | 14 825 | 44 534 |
| SRI LANKA | 302 | 1 008 | 811 | 2 808 | 447 | 1 509 |
| NEPAL | 14 | 23 | 46 | 65 | 24 | 32 |
| THAILAND | 775 | 2 807 | 3 089 | 10 276 | 1 704 | 5 534 |
| INDONESIA | 264 | 1 088 | 696 | 3 676 | 494 | 1 984 |
| MALAYSIA | 1 357 | 4 630 | 3 193 | 10 186 | 1 751 | 5 486 |
| SINGAPORE | 2 765 | 7 445 | 11 851 | 26 782 | 6 520 | 14 506 |
| PHILIPPINES | 1 435 | 4 467 | 4 460 | 15 919 | 2 456 | 8 549 |
| P REP CHINA | 483 | 1 139 | 1 213 | 3 400 | 670 | 1 830 |
| SOUTH KOREA | 11 733 | 35 231 | 33 961 | 101 745 | 18 712 | 54 915 |
| JAPAN | 720 | 2 182 | 1 717 | 5 302 | 946 | 2 857 |
| TAIWAN | 4 968 | 16 004 | 10 728 | 34 957 | 5 935 | 18 864 |
| HONG KONG | 36 218 | 103 501 | 145 220 | 401 486 | 79 928 | 216 882 |
| MACAO | 1 890 | 4 613 | 4 559 | 11 823 | 2 509 | 6 419 |
| EXPORTS | 54 507 | 132 007 | 527 171 | 1 289 140 | 290 408 | 698 131 |
| FRANCE | 4 636 | 10 303 | 41 933 | 93 084 | 23 108 | 50 511 |
| BELGIUM LUX | 5 607 | 13 441 | 54 562 | 136 354 | 30 067 | 73 689 |
| NETHERLANDS | 20 726 | 50 539 | 207 544 | 493 699 | 114 355 | 267 538 |
| ITALY | 306 | 1 011 | 3 176 | 9 261 | 1 757 | 5 001 |
| UNTD KINGDOM | 3 678 | 7 992 | 31 480 | 69 455 | 17 337 | 37 659 |
| IRISH REP | 253 | 462 | 2 810 | 5 894 | 1 548 | 3 205 |
| DENMARK | 1 039 | 2 461 | 8 565 | 21 629 | 4 731 | 11 705 |
| ICELAND | 13 | 38 | 208 | 562 | 114 | 309 |
| NORWAY | 262 | 732 | 3 469 | 9 396 | 1 914 | 5 081 |
| SWEDEN | 310 | 819 | 3 933 | 10 311 | 2 169 | 5 851 |
| FINLAND | 6 | 9 | 122 | 211 | 65 | 108 |
| SWITZERLAND | 6 985 | 16 826 | 76 977 | 198 498 | 43 471 | 97 456 |
| AUSTRIA | 7 781 | 19 489 | 69 747 | 184 345 | 38 432 | 99 759 |
| SPAIN | 87 | 190 | 843 | 1 607 | 463 | 870 |
| ANDORRA | | | 35 | 89 | 20 | 47 |
| MALTA | 7 | 93 | 99 | 391 | 54 | 211 |
| YUGOSLAVIA | 244 | 846 | 1 423 | 5 288 | 782 | 2 846 |
| GREECE | 481 | 994 | 1 565 | 3 619 | 366 | 1 983 |
| USSR | 57 | 185 | 591 | 1 951 | 328 | 1 053 |
| POLAND | 246 | 544 | 871 | 2 481 | 484 | 1 340 |
| CZECHOSLOVA | 74 | 196 | 375 | 1 098 | 207 | 600 |
| HUNGARY | 231 | 701 | 1 015 | 3 000 | 560 | 1 617 |
| RUMANIA | 1 | 27 | 19 | 130 | 8 | 63 |
| BULGARIA | 16 | 74 | 140 | 258 | 76 | 140 |
| CANARY IS | 14 | 15 | 126 | 186 | 70 | 101 |
| MOROCCO | 6 | 130 | 7 | 208 | 4 | 110 |
| TUNISIA | 383 | 1 322 | 849 | 3 439 | 467 | 1 850 |
| LIBYA | 18 | 89 | 98 | 598 | 54 | 318 |
| EGYPT | 15 | 26 | 275 | 467 | 149 | 264 |
| REP S AFRICA | 8 | 31 | 156 | 631 | 86 | 340 |
| USA | 248 | 435 | 2 554 | 5 010 | 1 407 | 2 723 |
| CANADA | 192 | 407 | 1 916 | 4 166 | 1 058 | 2 262 |
| GREENLAND | | 1 | 15 | 78 | 6 | 33 |
| NETH ANTILL | 13 | 51 | 105 | 598 | 58 | 320 |
| VENEZUELA | 18 | 18 | 84 | 141 | 48 | 79 |
| CHILE | 20 | 43 | 192 | 430 | 105 | 236 |
| ARGENTINA | 11 | 140 | 63 | 642 | 35 | 339 |
| CYPRUS | 2 | 25 | 17 | 101 | 8 | 51 |
| LEBANON | 38 | 89 | 566 | 1 374 | 309 | 740 |
| SYRIA | 15 | 51 | 163 | 548 | 86 | 291 |
| IRAQ | 16 | 22 | 153 | 241 | 85 | 132 |
| IRAN | | 2 | 10 | 89 | 5 | 41 |
| ISRAEL | 24 | 31 | 185 | 302 | 101 | 163 |
| JORDAN | 56 | 75 | 376 | 680 | 205 | 362 |
| SAUDI ARABIA | 49 | 144 | 601 | 1 960 | 330 | 1 049 |
| KUWAIT | 163 | 505 | 2 008 | 6 588 | 1 110 | 3 545 |
| QATAR | 2 | 3 | 33 | 95 | 19 | 52 |
| ARAB EMIRAT | 3 | 27 | 25 | 521 | 13 | 274 |
| AFGHANISTAN | 11 | 19 | 35 | 81 | 18 | 42 |
| SINGAPORE | 1 | 2 | 22 | 99 | 13 | 54 |
| JAPAN | 98 | 235 | 2 275 | 5 043 | 1 253 | 2 731 |
| HONG KONG | 14 | 27 | 400 | 878 | 221 | 472 |
| AUSTRALIA | | 24 | 63 | 445 | 33 | 236 |

6 IMPORTS AND EXPORTS (SPECIAL TRADE) BY GROUPS OF THE SITC AND BY COUNTRIES OF PRODUCTION AND CONSUMPTION 1979

| GROUP COUNTRY | DT = 100 KG | | 1 000 DM | | 1 000 \$ | |
|------------------------|-------------|----------|-----------|----------|-----------|----------|
| | JULY/SEPT | JAN/SEPT | JULY/SEPT | JAN/SEPT | JULY/SEPT | JAN/SEPT |
| 844 UNDERWEAR NOT KNIT | | | | | | |
| IMPORTS | 77 542 | 224 246 | 236 651 | 690 594 | 130 356 | 372 571 |
| FRANCE | 965 | 2 392 | 7 067 | 20 086 | 3 887 | 10 843 |
| BELGIUM LUX | 358 | 1 160 | 2 657 | 8 459 | 1 469 | 4 565 |
| NETHERLANDS | 638 | 1 878 | 2 370 | 7 357 | 1 303 | 3 960 |
| ITALY | 1 915 | 10 179 | 10 389 | 45 965 | 5 725 | 24 728 |
| UNTD KINGDOM | 238 | 745 | 1 106 | 3 800 | 610 | 2 043 |
| IRISH REP | 64 | 345 | 248 | 1 494 | 136 | 803 |
| DENMARK | 156 | 240 | 527 | 1 137 | 291 | 614 |
| SWEDEN | 11 | 33 | 106 | 402 | 58 | 215 |
| FINLAND | 2 | 11 | 28 | 103 | 15 | 57 |
| SWITZERLAND | 120 | 320 | 1 305 | 3 864 | 721 | 2 088 |
| AUSTRIA | 681 | 2 095 | 2 719 | 8 223 | 1 498 | 4 441 |
| PORTUGAL | 1 019 | 2 521 | 4 746 | 11 516 | 2 610 | 6 225 |
| SPAIN | 495 | 1 552 | 1 244 | 3 932 | 685 | 2 121 |
| YUGOSLAVIA | 3 565 | 11 598 | 14 496 | 48 047 | 8 002 | 25 867 |
| GREECE | 137 | 427 | 600 | 1 568 | 329 | 846 |
| TURKEY | 84 | 208 | 367 | 942 | 201 | 508 |
| POLAND | 2 897 | 6 795 | 9 541 | 24 333 | 5 261 | 13 134 |
| CZECHOSLOVA | 705 | 2 024 | 1 375 | 4 855 | 758 | 2 615 |
| HUNGARY | 1 148 | 3 251 | 5 070 | 13 503 | 2 793 | 7 290 |
| RUMANIA | 3 576 | 7 862 | 6 496 | 14 049 | 3 577 | 7 605 |
| BULGARIA | 1 689 | 6 775 | 2 972 | 11 064 | 1 637 | 5 956 |
| MOROCCO | 68 | 149 | 126 | 368 | 70 | 199 |
| TUNISIA | 2 000 | 6 381 | 8 190 | 25 597 | 4 517 | 13 799 |
| EGYPT | 13 | 157 | 30 | 203 | 16 | 107 |
| MAURITIUS | 3 | 127 | 17 | 568 | 10 | 301 |
| REP S AFRICA | 8 | 18 | 46 | 97 | 25 | 51 |
| USA | 127 | 299 | 473 | 1 162 | 263 | 626 |
| BRAZIL | 448 | 1 384 | 1 079 | 3 083 | 595 | 1 665 |
| CYPRUS | 17 | 102 | 117 | 435 | 65 | 235 |
| ISRAEL | 61 | 153 | 231 | 663 | 128 | 361 |
| AFGHANISTAN | 13 | 25 | 48 | 107 | 25 | 56 |
| PAKISTAN | 79 | 193 | 73 | 219 | 41 | 119 |
| INDIA | 3 015 | 9 895 | 10 042 | 33 703 | 5 534 | 18 151 |
| SRI LANKA | 654 | 1 485 | 1 758 | 3 785 | 970 | 2 046 |
| NEPAL | 26 | 128 | 119 | 897 | 67 | 478 |
| THAILAND | 61 | 507 | 166 | 1 508 | 92 | 810 |
| VIETNAM | 136 | 208 | 287 | 443 | 158 | 240 |
| INDONESIA | 455 | 5 305 | 1 001 | 11 370 | 549 | 6 084 |
| MALAYSIA | 867 | 2 233 | 2 675 | 6 095 | 1 474 | 3 301 |
| SINGAPORE | 1 069 | 2 386 | 3 927 | 8 128 | 2 165 | 4 402 |
| PHILIPPINES | 1 437 | 3 152 | 3 883 | 8 732 | 2 139 | 4 717 |
| P REP CHINA | 1 504 | 5 017 | 2 640 | 8 789 | 1 452 | 4 739 |
| SOUTH KOREA | 10 744 | 31 213 | 31 526 | 89 081 | 17 332 | 48 066 |
| JAPAN | 3 627 | 9 339 | 7 744 | 16 767 | 4 256 | 9 090 |
| TAIWAN | 5 450 | 16 029 | 14 922 | 44 025 | 8 220 | 23 731 |
| HONG KONG | 21 426 | 57 300 | 62 640 | 171 248 | 34 513 | 92 492 |
| MACAO | 3 712 | 8 538 | 7 382 | 18 644 | 4 069 | 10 085 |
| EXPORTS | 6 575 | 20 669 | 36 986 | 116 302 | 20 395 | 62 729 |
| FRANCE | 898 | 2 362 | 4 191 | 11 283 | 2 311 | 6 104 |
| BELGIUM LUX | 991 | 2 719 | 5 905 | 17 123 | 3 260 | 9 248 |
| NETHERLANDS | 2 800 | 8 998 | 14 097 | 46 802 | 7 775 | 25 244 |
| ITALY | 29 | 73 | 196 | 578 | 108 | 315 |
| UNTD KINGDOM | 201 | 842 | 906 | 3 307 | 498 | 1 784 |
| DENMARK | 118 | 372 | 484 | 1 453 | 270 | 790 |
| ICELAND | | 15 | | 79 | | 40 |
| NORWAY | 2 | 16 | 27 | 129 | 14 | 67 |
| SWEDEN | 7 | 22 | 80 | 319 | 42 | 165 |
| SWITZERLAND | 459 | 1 500 | 3 506 | 10 970 | 1 936 | 5 923 |
| AUSTRIA | 478 | 1 393 | 3 887 | 11 738 | 2 143 | 6 331 |
| YUGOSLAVIA | 144 | 394 | 546 | 1 322 | 298 | 710 |
| POLAND | 33 | 143 | 93 | 471 | 51 | 253 |
| CZECHOSLOVA | 1 | 56 | 7 | 276 | 4 | 147 |
| HUNGARY | 20 | 116 | 24 | 308 | 13 | 164 |
| BULGARIA | 19 | 19 | 88 | 88 | 47 | 47 |
| TUNISIA | 200 | 1 159 | 1 136 | 4 496 | 631 | 2 423 |
| LIBYA | | 22 | 5 | 233 | 2 | 125 |
| USA | 51 | 150 | 782 | 2 650 | 434 | 1 426 |
| CANADA | 2 | 5 | 25 | 83 | 13 | 43 |
| NETH ANTILL | 3 | 8 | 44 | 116 | 24 | 64 |
| LEBANON | | 23 | 5 | 143 | 3 | 76 |
| IRAQ | 48 | 54 | 445 | 495 | 245 | 272 |
| ISRAEL | 2 | 19 | 19 | 166 | 11 | 90 |
| JORDAN | 19 | 21 | 53 | 89 | 28 | 46 |
| SAUDI ARABIA | 7 | 38 | 81 | 317 | 43 | 169 |
| KUWAIT | 3 | 25 | 21 | 248 | 12 | 130 |
| ARAB EMIRAT | 4 | 17 | 31 | 164 | 18 | 89 |
| JAPAN | 4 | 4 | 55 | 90 | 29 | 46 |
| HONG KONG | 1 | 5 | 40 | 158 | 23 | 87 |
| AUSTRALIA | 4 | 9 | 56 | 147 | 29 | 77 |

6 IMPORTS AND EXPORTS (SPECIAL TRADE) BY GROUPS OF THE SITC AND BY COUNTRIES OF PRODUCTION AND CONSUMPTION 1979

| GROUP COUNTRY | DT = 100 KG | | 1 000 DM | | 1 000 \$ | |
|------------------------------|-------------|----------|-----------|-----------|-----------|-----------|
| | JULY/SEPT | JAN/SEPT | JULY/SEPT | JAN/SEPT | JULY/SEPT | JAN/SEPT |
| 845 OUTERWEAR KNIT NONELASTC | | | | | | |
| IMPORTS | 203 898 | 483 569 | 977 170 | 2 276 260 | 537 740 | 1 232 282 |
| FRANCE | 6 129 | 14 686 | 57 764 | 133 449 | 31 796 | 72 283 |
| BELGIUM LUX | 887 | 2 326 | 7 203 | 18 169 | 3 972 | 9 851 |
| NETHERLANDS | 3 110 | 8 180 | 17 567 | 46 731 | 9 666 | 25 244 |
| ITALY | 90 770 | 205 897 | 477 989 | 1 072 918 | 262 951 | 581 272 |
| UNTD KINGDOM | 3 856 | 7 785 | 33 570 | 63 686 | 18 489 | 34 561 |
| IRISH REP | 442 | 1 171 | 2 050 | 5 040 | 1 125 | 2 710 |
| DENMARK | 1 213 | 2 237 | 6 838 | 12 892 | 3 765 | 6 999 |
| ICELAND | 153 | 310 | 1 320 | 2 562 | 728 | 1 390 |
| FAROE IS | 15 | 15 | 77 | 81 | 43 | 47 |
| NORWAY | 70 | 140 | 490 | 968 | 269 | 525 |
| SWEDEN | 152 | 732 | 1 625 | 7 043 | 897 | 3 794 |
| FINLAND | 309 | 738 | 2 458 | 5 611 | 1 361 | 3 040 |
| SWITZERLAND | 834 | 2 127 | 11 206 | 29 637 | 6 174 | 16 041 |
| AUSTRIA | 2 690 | 7 022 | 24 379 | 59 678 | 13 422 | 32 276 |
| PORTUGAL | 913 | 4 053 | 3 301 | 12 890 | 1 812 | 6 945 |
| SPAIN | 681 | 2 003 | 2 151 | 5 979 | 1 186 | 3 227 |
| MALTA | 297 | 733 | 2 243 | 4 970 | 1 229 | 2 688 |
| YUGOSLAVIA | 3 458 | 11 242 | 14 670 | 46 849 | 8 084 | 25 305 |
| GREECE | 17 344 | 48 761 | 70 234 | 194 895 | 38 645 | 105 215 |
| TURKEY | 190 | 985 | 703 | 3 755 | 386 | 2 021 |
| POLAND | 2 054 | 3 848 | 8 600 | 19 439 | 4 747 | 10 537 |
| CZECHOSLOVA | 1 684 | 5 392 | 4 159 | 12 748 | 2 293 | 6 879 |
| HUNGARY | 4 857 | 12 426 | 23 181 | 57 971 | 12 769 | 31 362 |
| RUMANIA | 5 354 | 10 789 | 13 228 | 25 581 | 7 287 | 13 874 |
| BULGARIA | 1 855 | 5 558 | 6 517 | 15 706 | 3 586 | 8 492 |
| MOROCCO | 866 | 1 764 | 2 653 | 5 964 | 1 453 | 3 217 |
| TUNISIA | 2 077 | 6 589 | 8 365 | 24 938 | 4 600 | 13 443 |
| MAURITIUS | 268 | 429 | 1 253 | 2 193 | 687 | 1 191 |
| REP S AFRICA | 21 | 93 | 169 | 673 | 93 | 363 |
| USA | 1 377 | 3 602 | 4 742 | 12 015 | 2 611 | 6 497 |
| CANADA | 15 | 27 | 195 | 304 | 106 | 163 |
| MEXICO | 10 | 21 | 44 | 82 | 25 | 47 |
| COLOMBIA | | 34 | | 73 | | 39 |
| PERU | 129 | 164 | 581 | 742 | 319 | 404 |
| BRAZIL | 1 375 | 2 926 | 3 413 | 7 952 | 1 875 | 4 304 |
| CHILE | 1 | 16 | 4 | 217 | 2 | 115 |
| BOLIVIA | 168 | 235 | 745 | 1 016 | 408 | 553 |
| URUGUAY | 188 | 235 | 745 | 990 | 412 | 540 |
| CYPRUS | 329 | 577 | 1 641 | 2 626 | 900 | 1 425 |
| ISRAEL | 671 | 1 708 | 6 023 | 15 177 | 3 307 | 8 196 |
| AFGHANISTAN | 12 | 16 | 54 | 63 | 30 | 34 |
| PAKISTAN | 219 | 492 | 311 | 737 | 170 | 396 |
| INDIA | 77 | 293 | 268 | 1 209 | 148 | 652 |
| SRI LANKA | 56 | 84 | 121 | 205 | 67 | 111 |
| THAILAND | 933 | 2 461 | 2 092 | 5 343 | 1 150 | 2 880 |
| INDONESIA | 61 | 285 | 173 | 888 | 92 | 474 |
| MALAYSIA | 105 | 430 | 368 | 1 483 | 201 | 799 |
| SINGAPORE | 1 576 | 4 696 | 4 571 | 16 172 | 2 524 | 8 704 |
| PHILIPPINES | 1 134 | 3 358 | 2 987 | 9 569 | 1 646 | 5 167 |
| P REP CHINA | 236 | 496 | 969 | 1 972 | 537 | 1 072 |
| SOUTH KOREA | 6 131 | 13 355 | 15 415 | 32 933 | 8 476 | 17 856 |
| JAPAN | 364 | 796 | 1 123 | 2 719 | 619 | 1 471 |
| TAIWAN | 12 348 | 29 769 | 31 209 | 76 535 | 17 179 | 41 371 |
| HONG KONG | 20 227 | 44 261 | 80 710 | 174 736 | 44 430 | 94 673 |
| MACAO | 3 584 | 5 153 | 12 616 | 17 317 | 6 944 | 9 455 |
| EXPORTS | 31 959 | 80 118 | 320 259 | 790 255 | 176 368 | 427 731 |
| FRANCE | 1 928 | 6 490 | 15 405 | 45 393 | 8 492 | 24 517 |
| BELGIUM LUX | 3 344 | 8 065 | 35 843 | 89 559 | 19 753 | 48 498 |
| NETHERLANDS | 12 449 | 30 926 | 131 762 | 317 714 | 72 592 | 172 103 |
| ITALY | 358 | 1 209 | 2 483 | 8 001 | 1 365 | 4 309 |
| UNTD KINGDOM | 653 | 1 430 | 5 782 | 13 145 | 3 194 | 7 140 |
| IRISH REP | 61 | 132 | 963 | 2 234 | 528 | 1 211 |
| DENMARK | 717 | 1 898 | 5 677 | 15 140 | 3 124 | 8 192 |
| ICELAND | 8 | 24 | 117 | 332 | 62 | 180 |
| NORWAY | 241 | 640 | 3 422 | 8 801 | 1 889 | 4 763 |
| SWEDEN | 176 | 430 | 2 607 | 6 390 | 1 436 | 3 468 |
| FINLAND | 9 | 11 | 77 | 146 | 41 | 77 |
| SWITZERLAND | 4 726 | 10 947 | 52 026 | 124 215 | 28 646 | 67 271 |
| AUSTRIA | 4 476 | 10 603 | 43 903 | 104 931 | 24 162 | 56 833 |
| SPAIN | 20 | 68 | 262 | 763 | 149 | 415 |
| MALTA | 4 | 50 | 65 | 309 | 36 | 169 |
| YUGOSLAVIA | 134 | 469 | 467 | 1 834 | 256 | 984 |
| GREECE | 110 | 307 | 480 | 1 180 | 264 | 635 |
| TURKEY | 2 | 24 | 6 | 98 | 3 | 50 |
| USSR | 24 | 63 | 337 | 986 | 184 | 530 |
| POLAND | 91 | 434 | 732 | 2 486 | 407 | 1 348 |
| CZECHOSLOVA | 105 | 253 | 461 | 1 363 | 253 | 734 |
| HUNGARY | 201 | 649 | 923 | 2 783 | 510 | 1 505 |
| RUMANIA | 36 | 36 | 136 | 143 | 74 | 76 |
| BULGARIA | 32 | 54 | 177 | 257 | 99 | 143 |
| CANARY IS | 17 | 21 | 134 | 214 | 73 | 117 |
| MOROCCO | 105 | 344 | 106 | 450 | 58 | 240 |
| CEUTA MEL | 14 | 31 | 70 | 151 | 40 | 82 |
| TUNISIA | 580 | 1 328 | 1 443 | 3 308 | 794 | 1 789 |
| LIBYA | 19 | 109 | 172 | 1 174 | 94 | 623 |
| EGYPT | 2 | 28 | 60 | 402 | 32 | 215 |

6 IMPORTS AND EXPORTS (SPECIAL TRADE) BY GROUPS OF THE SITC AND BY COUNTRIES OF PRODUCTION AND CONSUMPTION 1979

| GROUP COUNTRY | DT = 100 KG | | 1 000 DM | | 1 000 \$ | |
|-----------------------|-------------|----------|-----------|----------|-----------|----------|
| | JULY/SEPT | JAN/SEPT | JULY/SEPT | JAN/SEPT | JULY/SEPT | JAN/SEPT |
| NIGERIA | | 6 | 1 | 79 | | 42 |
| REP S AFRICA | 8 | 25 | 142 | 660 | 79 | 347 |
| USA | 664 | 1 649 | 7 358 | 18 586 | 4 037 | 10 026 |
| CANADA | 171 | 231 | 1 145 | 1 907 | 629 | 1 025 |
| NETH ANTILL | 8 | 23 | 48 | 294 | 26 | 157 |
| VENEZUELA | 9 | 12 | 112 | 186 | 62 | 103 |
| CHILE | 13 | 27 | 146 | 310 | 77 | 165 |
| ARGENTINA | 32 | 33 | 80 | 92 | 45 | 48 |
| CYPRUS | 3 | 14 | 39 | 128 | 19 | 66 |
| LEBANON | 41 | 135 | 542 | 1 686 | 298 | 904 |
| SYRIA | 7 | 14 | 114 | 180 | 63 | 97 |
| IRAQ | 17 | 19 | 275 | 297 | 152 | 165 |
| ISRAEL | 55 | 89 | 235 | 371 | 131 | 204 |
| JORDAN | 8 | 23 | 122 | 334 | 65 | 176 |
| SAUDI ARABIA | 40 | 104 | 376 | 1 167 | 207 | 622 |
| KUWAIT | 85 | 210 | 826 | 2 309 | 453 | 1 247 |
| QATAR | | 7 | 9 | 93 | 5 | 50 |
| ARAB EMIRAT | 17 | 52 | 95 | 442 | 51 | 231 |
| SINGAPORE | 2 | 2 | 36 | 66 | 19 | 36 |
| JAPAN | 77 | 196 | 1 468 | 3 692 | 808 | 1 996 |
| HONG KONG | 27 | 58 | 475 | 1 004 | 267 | 547 |
| AUSTRALIA | 12 | 51 | 253 | 1 376 | 135 | 734 |
| 846 UNDERWEAR KNITTED | | | | | | |
| IMPORTS | 101 344 | 326 361 | 295 530 | 985 926 | 162 680 | 531 288 |
| FRANCE | 3 183 | 9 701 | 22 194 | 73 667 | 12 225 | 39 723 |
| BELGIUM LUX | 371 | 1 159 | 2 207 | 7 111 | 1 220 | 3 835 |
| NETHERLANDS | 2 346 | 6 211 | 6 905 | 18 027 | 3 803 | 9 736 |
| ITALY | 17 231 | 59 529 | 48 791 | 173 627 | 26 841 | 93 485 |
| UNTD KINGDOM | 714 | 2 060 | 5 101 | 14 065 | 2 807 | 7 587 |
| IRISH REP | 133 | 943 | 640 | 2 954 | 351 | 1 584 |
| DENMARK | 185 | 753 | 1 057 | 4 096 | 584 | 2 210 |
| NORWAY | 45 | 98 | 251 | 522 | 139 | 283 |
| SWEDEN | 103 | 283 | 749 | 2 320 | 412 | 1 249 |
| FINLAND | 162 | 292 | 955 | 1 762 | 526 | 957 |
| SWITZERLAND | 2 398 | 4 401 | 16 673 | 33 730 | 9 197 | 18 317 |
| AUSTRIA | 888 | 2 659 | 5 982 | 16 511 | 3 293 | 8 914 |
| PORTUGAL | 2 925 | 8 808 | 7 173 | 20 897 | 3 938 | 11 259 |
| SPAIN | 1 611 | 5 260 | 4 215 | 13 817 | 2 326 | 7 456 |
| MALTA | 4 | 94 | 9 | 188 | 5 | 101 |
| YUGOSLAVIA | 10 976 | 40 713 | 35 043 | 127 933 | 19 309 | 68 947 |
| GREECE | 11 503 | 43 204 | 27 897 | 111 420 | 15 364 | 59 948 |
| TURKEY | 1 340 | 6 429 | 3 212 | 16 860 | 1 764 | 9 064 |
| POLAND | 2 696 | 6 150 | 3 623 | 8 246 | 1 994 | 4 458 |
| CZECHOSLOVA | 2 457 | 5 868 | 3 427 | 11 258 | 1 889 | 6 070 |
| HUNGARY | 2 303 | 6 591 | 8 377 | 23 656 | 4 616 | 12 777 |
| RUMANIA | 4 163 | 10 059 | 4 922 | 12 392 | 2 708 | 6 681 |
| BULGARIA | 1 276 | 1 347 | 1 014 | 1 185 | 557 | 650 |
| MOROCCO | 63 | 173 | 161 | 502 | 89 | 269 |
| TUNISIA | 1 517 | 5 722 | 3 822 | 12 701 | 2 106 | 6 841 |
| EGYPT | 553 | 1 498 | 1 224 | 3 114 | 671 | 1 675 |
| TOGO | 360 | 1 044 | 665 | 1 883 | 365 | 1 014 |
| BENIN | 65 | 642 | 122 | 1 064 | 67 | 570 |
| KENYA | 328 | 841 | 672 | 1 690 | 369 | 908 |
| MAURITIUS | 23 | 73 | 36 | 199 | 20 | 106 |
| REP S AFRICA | 13 | 77 | 39 | 361 | 22 | 193 |
| USA | 856 | 2 471 | 3 201 | 8 943 | 1 760 | 4 821 |
| CANADA | 11 | 27 | 107 | 294 | 60 | 157 |
| MEXICO | 7 | 34 | 57 | 114 | 33 | 63 |
| COLOMBIA | 47 | 263 | 81 | 571 | 45 | 302 |
| PERU | 89 | 118 | 125 | 155 | 70 | 86 |
| BRAZIL | 555 | 4 759 | 1 311 | 11 237 | 715 | 6 020 |
| CYPRUS | 48 | 215 | 161 | 735 | 87 | 395 |
| ISRAEL | 2 730 | 7 679 | 8 252 | 22 706 | 4 540 | 12 249 |
| AFGHANISTAN | 73 | 73 | 104 | 107 | 57 | 58 |
| PAKISTAN | 712 | 1 532 | 1 028 | 2 158 | 565 | 1 165 |
| INDIA | 212 | 1 943 | 510 | 4 351 | 280 | 2 323 |
| SRI LANKA | | 122 | | 302 | | 160 |
| THAILAND | 990 | 2 442 | 2 334 | 6 110 | 1 277 | 3 297 |
| INDONESIA | 703 | 872 | 1 260 | 1 680 | 699 | 914 |
| MALAYSIA | 571 | 1 671 | 1 150 | 4 060 | 628 | 2 180 |
| SINGAPORE | 1 023 | 5 804 | 2 987 | 17 326 | 1 642 | 9 304 |
| PHILIPPINES | 2 350 | 7 418 | 6 762 | 23 245 | 3 717 | 12 512 |
| P REP CHINA | 449 | 1 537 | 717 | 2 276 | 393 | 1 230 |
| SOUTH KOREA | 4 317 | 10 574 | 11 840 | 30 952 | 6 519 | 16 732 |
| JAPAN | 62 | 168 | 202 | 615 | 110 | 330 |
| TAIWAN | 3 062 | 10 073 | 7 796 | 29 128 | 4 285 | 15 662 |
| HONG KONG | 9 872 | 31 273 | 26 629 | 92 783 | 14 664 | 49 976 |
| MACAO | 607 | 2 620 | 1 678 | 8 214 | 924 | 4 428 |
| EXPORTS | 30 402 | 89 617 | 141 199 | 400 164 | 77 790 | 215 926 |
| FRANCE | 2 046 | 6 630 | 11 649 | 36 295 | 6 417 | 19 568 |
| BELGIUM LUX | 2 518 | 7 015 | 15 239 | 42 203 | 8 403 | 22 790 |
| NETHERLANDS | 5 422 | 14 808 | 29 320 | 78 467 | 16 155 | 42 364 |
| ITALY | 900 | 2 478 | 5 212 | 13 324 | 2 880 | 7 204 |
| UNTD KINGDOM | 257 | 778 | 1 589 | 4 010 | 876 | 2 171 |
| IRISH REP | 3 | 12 | 24 | 65 | 13 | 34 |
| DENMARK | 379 | 1 130 | 1 893 | 5 650 | 1 046 | 3 048 |
| ICELAND | 30 | 77 | 215 | 567 | 118 | 308 |

6 IMPORTS AND EXPORTS (SPECIAL TRADE) BY GROUPS OF THE SITC AND BY COUNTRIES OF PRODUCTION AND CONSUMPTION 1979

| GROUP COUNTRY | DT = 100 KG | | 1 000 DM | | 1 000 \$ | |
|------------------|-------------|----------|-----------|----------|-----------|----------|
| | JULY/SEPT | JAN/SEPT | JULY/SEPT | JAN/SEPT | JULY/SEPT | JAN/SEPT |
| NORWAY | 120 | 246 | 817 | 1 771 | 449 | 953 |
| SWEDEN | 128 | 288 | 889 | 2 141 | 490 | 1 158 |
| FINLAND | 33 | 40 | 351 | 456 | 191 | 245 |
| SWITZERLAND | 2 620 | 7 178 | 14 920 | 41 610 | 8 214 | 22 465 |
| AUSTRIA | 2 805 | 7 295 | 16 405 | 42 402 | 9 040 | 22 930 |
| PORTUGAL | 3 | 7 | 41 | 101 | 22 | 55 |
| SPAIN | 14 | 56 | 213 | 569 | 119 | 305 |
| YUGOSLAVIA | 7 864 | 26 137 | 24 446 | 79 184 | 13 475 | 42 705 |
| GREECE | 2 327 | 7 425 | 4 791 | 15 344 | 2 640 | 8 269 |
| USSR | 1 | 24 | 5 | 146 | 2 | 77 |
| POLAND | 57 | 365 | 171 | 1 102 | 94 | 588 |
| CZECHOSLOVA | 56 | 205 | 626 | 1 515 | 343 | 814 |
| HUNGARY | 1 281 | 3 395 | 5 003 | 13 177 | 2 754 | 7 104 |
| CANARY IS | 7 | 8 | 89 | 97 | 48 | 52 |
| TUNISIA | 885 | 2 322 | 2 079 | 5 614 | 1 144 | 3 028 |
| LIBYA | 4 | 79 | 16 | 790 | 8 | 420 |
| NIGERIA | 3 | 8 | 38 | 121 | 21 | 65 |
| KENYA | 25 | 62 | 53 | 183 | 29 | 99 |
| REUNION | 7 | 10 | 22 | 68 | 13 | 37 |
| REP S AFRICA | 2 | 11 | 87 | 185 | 47 | 98 |
| USA | 126 | 178 | 738 | 1 323 | 407 | 714 |
| CANADA | 35 | 249 | 399 | 1 452 | 217 | 771 |
| MEXICO | 4 | 9 | 82 | 189 | 46 | 106 |
| GUADELOUPE | | 5 | 4 | 98 | 1 | 50 |
| NETH ANTILL | 1 | 12 | 16 | 167 | 9 | 90 |
| VENEZUELA | | 10 | 1 | 87 | | 46 |
| CHILE | 41 | 79 | 252 | 415 | 141 | 230 |
| CYPRUS | | 4 | 22 | 75 | 10 | 38 |
| LEBANON | 15 | 61 | 83 | 464 | 46 | 243 |
| SYRIA | 11 | 11 | 71 | 75 | 40 | 42 |
| IRAQ | 130 | 150 | 564 | 737 | 309 | 402 |
| IRAN | 57 | 94 | 905 | 1 441 | 498 | 783 |
| ISRAEL | 6 | 40 | 38 | 199 | 22 | 109 |
| JORDAN | 5 | 34 | 52 | 239 | 29 | 125 |
| SAUDI ARABIA | 51 | 127 | 482 | 1 188 | 262 | 633 |
| KUWAIT | 24 | 83 | 173 | 814 | 92 | 430 |
| BAHRAIN | 1 | 7 | 6 | 80 | 3 | 42 |
| QATAR | 5 | 9 | 29 | 66 | 15 | 34 |
| ARAB EMIRAT | 11 | 39 | 88 | 401 | 49 | 213 |
| OMAN | 1 | 3 | 12 | 54 | 6 | 30 |
| PAKISTAN | 13 | 98 | 61 | 560 | 33 | 361 |
| MALAYSIA | 4 | 11 | 32 | 89 | 18 | 47 |
| SINGAPORE | 4 | 16 | 41 | 170 | 22 | 92 |
| JAPAN | 32 | 68 | 384 | 879 | 216 | 478 |
| TAIWAN | 1 | 7 | 14 | 110 | 8 | 60 |
| HONG KONG | 4 | 23 | 57 | 305 | 32 | 165 |
| AUSTRALIA | 6 | 33 | 125 | 489 | 66 | 262 |

847 TXTL CLTHNG ACCESRYS NES

| IMPORTS | 45 140 | 125 688 | 142 463 | 390 992 | 78 411 | 211 086 |
|--------------|--------|---------|---------|---------|--------|---------|
| FRANCE | 763 | 2 289 | 5 979 | 16 946 | 3 288 | 9 154 |
| BELGIUM LUX | 372 | 1 141 | 1 610 | 4 269 | 889 | 2 306 |
| NETHERLANDS | 785 | 1 992 | 2 714 | 6 933 | 1 497 | 3 752 |
| ITALY | 9 867 | 33 253 | 43 442 | 140 324 | 23 892 | 75 642 |
| UNTD KINGDOM | 465 | 1 302 | 2 965 | 6 659 | 1 629 | 3 596 |
| IRISH REP | 28 | 297 | 440 | 1 743 | 241 | 930 |
| DENMARK | 336 | 1 159 | 751 | 2 467 | 412 | 1 332 |
| ICELAND | 7 | 12 | 62 | 97 | 34 | 55 |
| NORWAY | 100 | 199 | 384 | 722 | 211 | 394 |
| SWEDEN | 20 | 78 | 81 | 261 | 43 | 138 |
| FINLAND | 13 | 66 | 53 | 280 | 23 | 149 |
| SWITZERLAND | 431 | 1 179 | 5 427 | 16 109 | 2 986 | 8 685 |
| AUSTRIA | 944 | 2 323 | 3 792 | 9 543 | 2 094 | 5 166 |
| PORTUGAL | 559 | 1 425 | 1 234 | 3 060 | 681 | 1 651 |
| SPAIN | 26 | 70 | 174 | 611 | 96 | 326 |
| MALTA | 72 | 120 | 123 | 170 | 69 | 94 |
| YUGOSLAVIA | 538 | 3 275 | 1 354 | 6 978 | 746 | 3 752 |
| GREECE | 280 | 800 | 943 | 2 719 | 518 | 1 461 |
| POLAND | 289 | 723 | 370 | 955 | 204 | 516 |
| CZECHOSLOVA | 472 | 1 545 | 1 030 | 3 515 | 568 | 1 893 |
| HUNGARY | 288 | 819 | 768 | 2 239 | 422 | 1 204 |
| RUMANIA | 1 434 | 4 065 | 2 128 | 6 219 | 1 168 | 3 354 |
| MOROCCO | 40 | 43 | 77 | 87 | 44 | 48 |
| TUNISIA | 300 | 1 010 | 726 | 2 749 | 400 | 1 481 |
| MAURITIUS | 97 | 320 | 184 | 644 | 101 | 346 |
| REP S AFRICA | 27 | 35 | 127 | 165 | 71 | 92 |
| USA | 1 071 | 3 212 | 2 415 | 6 970 | 1 330 | 3 751 |
| CANADA | 52 | 142 | 76 | 200 | 42 | 111 |
| BRAZIL | 35 | 63 | 44 | 84 | 24 | 45 |
| SYRIA | 176 | 1 048 | 332 | 1 581 | 182 | 849 |
| ISRAEL | 242 | 710 | 596 | 1 865 | 328 | 1 002 |
| AFGHANISTAN | 7 | 29 | 30 | 104 | 17 | 57 |
| PAKISTAN | 579 | 1 214 | 545 | 1 133 | 300 | 613 |
| INDIA | 169 | 611 | 986 | 3 318 | 539 | 1 783 |
| SRI LANKA | 1 | 5 | 16 | 54 | 10 | 30 |
| THAILAND | 1 848 | 3 100 | 3 162 | 5 241 | 1 740 | 2 847 |
| INDONESIA | 151 | 1 688 | 208 | 2 469 | 114 | 1 313 |
| MALAYSIA | 1 905 | 4 980 | 8 052 | 19 288 | 4 436 | 10 450 |
| SINGAPORE | 175 | 524 | 491 | 1 454 | 273 | 784 |
| PHILIPPINES | 884 | 1 557 | 2 509 | 3 732 | 1 382 | 2 037 |

6 IMPORTS AND EXPORTS (SPECIAL TRADE) BY GROUPS OF THE SITC AND BY COUNTRIES OF PRODUCTION AND CONSUMPTION 1979

| GROUP COUNTRY | DT = 100 KG | | 1 000 DM | | 1 000 \$ | |
|------------------|-------------|----------|-----------|----------|-----------|----------|
| | JULY/SEPT | JAN/SEPT | JULY/SEPT | JAN/SEPT | JULY/SEPT | JAN/SEPT |
| P REP CHINA | 872 | 2 208 | 1 988 | 4 943 | 1 097 | 2 674 |
| SOUTH KOREA | 7 851 | 21 490 | 16 719 | 44 305 | 9 199 | 23 896 |
| JAPAN | 1 488 | 3 250 | 7 581 | 18 349 | 4 176 | 9 931 |
| TAIWAN | 3 622 | 8 111 | 7 602 | 14 858 | 4 184 | 8 059 |
| HONG KONG | 5 107 | 11 164 | 11 341 | 22 339 | 6 251 | 12 129 |
| MACAO | 327 | 931 | 736 | 1 892 | 403 | 1 023 |
| EXPORTS | 9 934 | 26 618 | 61 741 | 151 271 | 34 010 | 81 768 |
| FRANCE | 716 | 2 131 | 4 839 | 11 543 | 2 666 | 6 253 |
| BELGIUM LUX | 904 | 2 519 | 5 669 | 14 781 | 3 121 | 7 985 |
| NETHERLANDS | 2 032 | 5 239 | 14 506 | 36 328 | 7 991 | 19 644 |
| ITALY | 608 | 1 314 | 4 681 | 8 575 | 2 587 | 4 669 |
| UNTD KINGDOM | 502 | 1 117 | 1 849 | 4 149 | 1 019 | 2 241 |
| IRISH REP | 58 | 176 | 366 | 1 096 | 199 | 583 |
| DENMARK | 244 | 712 | 1 590 | 4 122 | 879 | 2 233 |
| ICELAND | 11 | 17 | 90 | 168 | 52 | 92 |
| NORWAY | 120 | 214 | 859 | 1 785 | 472 | 965 |
| SWEDEN | 338 | 612 | 2 177 | 4 055 | 1 203 | 2 202 |
| FINLAND | 88 | 121 | 497 | 737 | 268 | 391 |
| SWITZERLAND | 665 | 1 662 | 5 933 | 14 750 | 3 265 | 7 974 |
| AUSTRIA | 1 040 | 3 182 | 6 751 | 19 408 | 3 722 | 10 473 |
| PORTUGAL | 13 | 43 | 146 | 527 | 81 | 289 |
| SPAIN | 15 | 61 | 206 | 703 | 113 | 380 |
| MALTA | 17 | 99 | 46 | 147 | 25 | 77 |
| YUGOSLAVIA | 532 | 2 247 | 1 807 | 6 900 | 994 | 3 710 |
| GREECE | 300 | 761 | 616 | 1 669 | 338 | 898 |
| TURKEY | 31 | 83 | 146 | 299 | 78 | 161 |
| USSR | 10 | 28 | 37 | 159 | 21 | 86 |
| POLAND | 171 | 456 | 656 | 1 575 | 362 | 853 |
| CZECHOSLOVA | 16 | 55 | 39 | 130 | 21 | 69 |
| HUNGARY | 118 | 326 | 633 | 1 569 | 351 | 852 |
| RUMANIA | 28 | 98 | 148 | 440 | 81 | 237 |
| BULGARIA | 19 | 83 | 90 | 317 | 50 | 171 |
| ALGERIA | 1 | 48 | 11 | 110 | 6 | 59 |
| TUNISIA | 374 | 1 379 | 692 | 2 998 | 491 | 1 621 |
| EGYPT | 16 | 19 | 87 | 105 | 49 | 58 |
| GHANA | | 46 | | 64 | | 34 |
| NIGERIA | 106 | 142 | 139 | 251 | 77 | 136 |
| CENT AFR EMP | 26 | 52 | 56 | 108 | 31 | 59 |
| ANGOLA | 1 | 24 | 7 | 89 | 3 | 46 |
| ETHIOPIA | 12 | 16 | 62 | 82 | 35 | 45 |
| ZAMBIA | 17 | 48 | 80 | 203 | 45 | 110 |
| MALAWI | 10 | 25 | 24 | 55 | 14 | 30 |
| REP S AFRICA | 1 | 5 | 21 | 78 | 10 | 36 |
| USA | 326 | 435 | 2 864 | 4 262 | 1 576 | 2 323 |
| CANADA | 126 | 224 | 943 | 1 557 | 516 | 844 |
| ECUADOR | 2 | 3 | 32 | 66 | 18 | 35 |
| CHILE | 20 | 28 | 309 | 346 | 171 | 190 |
| CYPRUS | 13 | 32 | 37 | 92 | 22 | 53 |
| IRAQ | 25 | 30 | 37 | 76 | 21 | 41 |
| IRAN | 5 | 6 | 56 | 84 | 31 | 45 |
| ISRAEL | 37 | 121 | 168 | 471 | 92 | 253 |
| SAUDI ARABIA | 16 | 46 | 54 | 263 | 31 | 142 |
| KUWAIT | 4 | 20 | 16 | 118 | 8 | 58 |
| ARAB EMIRAT | 10 | 15 | 44 | 103 | 24 | 54 |
| PHILIPPINES | 34 | 74 | 84 | 184 | 46 | 100 |
| JAPAN | 61 | 150 | 723 | 1 946 | 398 | 1 045 |
| HONG KONG | 20 | 44 | 166 | 357 | 91 | 196 |
| AUSTRALIA | 12 | 31 | 99 | 263 | 52 | 136 |

848 HEADGEAR, NONTXTL CLOTHNG

| | | | | | | |
|--------------|--------|---------|---------|-----------|---------|---------|
| IMPORTS | 88 007 | 254 759 | 575 667 | 1 373 029 | 317 011 | 742 565 |
| FRANCE | 3 181 | 9 824 | 34 259 | 80 485 | 18 847 | 43 492 |
| BELGIUM LUX | 2 277 | 8 223 | 5 681 | 16 503 | 3 127 | 8 910 |
| NETHERLANDS | 4 930 | 14 592 | 9 749 | 23 162 | 5 366 | 12 525 |
| ITALY | 10 777 | 31 299 | 87 966 | 218 232 | 48 374 | 117 958 |
| UNTD KINGDOM | 1 220 | 3 133 | 8 095 | 20 537 | 4 460 | 11 082 |
| IRISH REP | 182 | 418 | 899 | 1 538 | 495 | 835 |
| DENMARK | 190 | 380 | 6 064 | 10 822 | 3 338 | 5 878 |
| ICELAND | 37 | 53 | 133 | 184 | 72 | 99 |
| NORWAY | 8 | 18 | 127 | 278 | 70 | 154 |
| SWEDEN | 505 | 2 018 | 1 560 | 3 521 | 857 | 1 901 |
| FINLAND | 226 | 435 | 5 399 | 9 799 | 2 976 | 5 325 |
| SWITZERLAND | 246 | 650 | 3 772 | 11 018 | 2 080 | 5 940 |
| AUSTRIA | 1 226 | 3 340 | 7 904 | 16 964 | 4 350 | 9 183 |
| PORTUGAL | 91 | 138 | 1 296 | 1 853 | 716 | 1 015 |
| SPAIN | 4 696 | 12 700 | 23 863 | 43 875 | 13 147 | 23 811 |
| MALTA | 104 | 298 | 2 900 | 8 371 | 1 598 | 4 516 |
| YUGOSLAVIA | 2 425 | 6 099 | 14 468 | 36 751 | 7 971 | 19 884 |
| GREECE | 2 913 | 6 577 | 131 351 | 304 584 | 72 406 | 164 685 |
| TURKEY | 1 065 | 2 441 | 12 528 | 27 164 | 6 900 | 14 738 |
| POLAND | 441 | 850 | 5 784 | 11 073 | 3 196 | 6 022 |
| CZECHOSLOVA | 228 | 660 | 3 039 | 9 693 | 1 685 | 5 224 |
| HUNGARY | 785 | 1 754 | 7 494 | 16 348 | 4 127 | 8 851 |
| RUMANIA | 785 | 1 840 | 2 269 | 5 260 | 1 251 | 2 844 |
| BULGARIA | 34 | 138 | 578 | 2 221 | 317 | 1 195 |
| MOROCCO | 181 | 437 | 856 | 2 521 | 471 | 1 361 |
| TUNISIA | 82 | 184 | 1 827 | 3 927 | 1 008 | 2 127 |
| REP S AFRICA | 19 | 44 | 162 | 387 | 91 | 211 |

6 IMPORTS AND EXPORTS (SPECIAL TRADE) BY GROUPS OF THE SITC AND BY COUNTRIES OF PRODUCTION AND CONSUMPTION 1979

| GROUP COUNTRY | DT = 100 KG | | 1 000 DM | | 1 000 \$ | |
|------------------|-------------|----------|-----------|----------|-----------|----------|
| | JULY/SEPT | JAN/SEPT | JULY/SEPT | JAN/SEPT | JULY/SEPT | JAN/SEPT |
| USA | 1 977 | 6 070 | 9 682 | 32 451 | 5 323 | 17 419 |
| CANADA | 73 | 142 | 7 076 | 14 052 | 3 895 | 7 604 |
| MEXICO | 81 | 160 | 93 | 227 | 52 | 122 |
| GUATEMALA | 277 | 813 | 199 | 528 | 109 | 285 |
| REP HAITI | 8 | 26 | 65 | 181 | 36 | 98 |
| PERU | 85 | 110 | 295 | 395 | 161 | 213 |
| BRAZIL | 1 200 | 2 485 | 3 187 | 6 809 | 1 751 | 3 688 |
| BOLIVIA | 6 | 14 | 42 | 89 | 23 | 46 |
| URUGUAY | 3 932 | 9 138 | 29 343 | 57 912 | 16 151 | 31 396 |
| ARGENTINA | 839 | 2 915 | 6 600 | 18 398 | 3 634 | 9 928 |
| CYPRUS | 18 | 57 | 132 | 373 | 73 | 201 |
| ISRAEL | 711 | 1 620 | 4 820 | 11 942 | 2 649 | 6 461 |
| AFGHANISTAN | 9 | 27 | 48 | 105 | 26 | 55 |
| PAKISTAN | 870 | 3 490 | 4 162 | 14 459 | 2 294 | 7 778 |
| INDIA | 1 494 | 5 339 | 5 190 | 15 707 | 2 853 | 8 478 |
| THAILAND | 4 143 | 18 848 | 5 009 | 19 639 | 2 763 | 10 592 |
| INDONESIA | 28 | 350 | 29 | 404 | 16 | 218 |
| MALAYSIA | 2 191 | 6 136 | 2 326 | 6 229 | 1 278 | 3 361 |
| SINGAPORE | 157 | 361 | 107 | 350 | 58 | 188 |
| PHILIPPINES | 238 | 278 | 1 239 | 1 518 | 683 | 832 |
| P. REP CHINA | 8 892 | 26 775 | 23 882 | 53 741 | 13 149 | 29 075 |
| NORTH KOREA | | 7 | | 59 | | 31 |
| SOUTH KOREA | 7 671 | 21 546 | 43 687 | 124 118 | 24 066 | 67 149 |
| JAPAN | 520 | 883 | 3 599 | 5 186 | 1 985 | 2 832 |
| TAIWAN | 4 029 | 12 078 | 10 459 | 26 956 | 5 764 | 14 580 |
| HONG KONG | 9 525 | 26 083 | 33 581 | 72 750 | 18 488 | 39 423 |
| AUSTRALIA | 60 | 183 | 120 | 294 | 66 | 157 |
| NEW ZEALAND | 107 | 251 | 577 | 938 | 319 | 510 |
| EXPORTS | 13 913 | 38 796 | 121 262 | 269 521 | 66 801 | 145 810 |
| FRANCE | 1 813 | 6 095 | 11 826 | 25 116 | 6 516 | 13 597 |
| BELGIUM LUX | 1 220 | 3 564 | 9 591 | 19 776 | 5 284 | 10 721 |
| NETHERLANDS | 3 017 | 8 290 | 25 353 | 56 648 | 13 967 | 30 655 |
| ITALY | 649 | 2 223 | 2 814 | 8 675 | 1 553 | 4 677 |
| UNITED KINGDOM | 277 | 936 | 3 154 | 7 142 | 1 742 | 3 868 |
| IRISH REP | 36 | 80 | 221 | 536 | 121 | 287 |
| DENMARK | 282 | 670 | 2 422 | 5 715 | 1 340 | 3 094 |
| ICELAND | 14 | 24 | 53 | 104 | 29 | 54 |
| NORWAY | 103 | 287 | 985 | 3 785 | 550 | 2 041 |
| SWEDEN | 180 | 607 | 1 286 | 4 225 | 705 | 2 279 |
| FINLAND | 47 | 216 | 345 | 1 221 | 193 | 664 |
| SWITZERLAND | 1 597 | 3 888 | 26 191 | 51 993 | 14 426 | 28 175 |
| AUSTRIA | 1 574 | 4 067 | 20 926 | 40 724 | 11 534 | 22 103 |
| PORTUGAL | 69 | 114 | 90 | 193 | 49 | 101 |
| SPAIN | 98 | 222 | 808 | 1 513 | 450 | 820 |
| MALTA | 27 | 47 | 165 | 301 | 93 | 167 |
| YUGOSLAVIA | 488 | 1 135 | 1 785 | 5 906 | 983 | 3 170 |
| GREECE | 482 | 1 453 | 2 434 | 6 861 | 1 335 | 3 703 |
| TURKEY | 9 | 18 | 81 | 249 | 41 | 130 |
| USSR | 5 | 56 | 155 | 1 081 | 85 | 574 |
| POLAND | 62 | 178 | 589 | 1 425 | 321 | 763 |
| CZECHOSLOVAKIA | 159 | 243 | 803 | 1 235 | 446 | 673 |
| HUNGARY | 238 | 700 | 1 152 | 3 265 | 634 | 1 759 |
| ROMANIA | 41 | 97 | 459 | 836 | 250 | 454 |
| BULGARIA | 15 | 65 | 87 | 264 | 49 | 145 |
| ALGERIA | 2 | 58 | 9 | 114 | 4 | 59 |
| TUNISIA | 68 | 235 | 163 | 643 | 91 | 346 |
| LIBYA | 31 | 50 | 76 | 178 | 42 | 96 |
| EGYPT | 18 | 38 | 78 | 170 | 43 | 93 |
| GHANA | 2 | 40 | 7 | 277 | 4 | 149 |
| NIGERIA | 50 | 121 | 263 | 492 | 145 | 269 |
| ZAIRE | 25 | 56 | 51 | 133 | 27 | 68 |
| ANGOLA | | 29 | | 73 | | 41 |
| ETHIOPIA | 10 | 12 | 53 | 78 | 29 | 42 |
| REP S AFRICA | 22 | 63 | 155 | 329 | 84 | 170 |
| USA | 390 | 980 | 1 867 | 7 561 | 1 028 | 4 067 |
| CANADA | 200 | 290 | 659 | 1 027 | 363 | 558 |
| VENEZUELA | 6 | 14 | 61 | 104 | 35 | 58 |
| ECUADOR | 12 | 14 | 32 | 58 | 18 | 32 |
| BRAZIL | 4 | 10 | 29 | 76 | 15 | 38 |
| CHILE | 71 | 122 | 223 | 462 | 123 | 252 |
| LEBANON | 21 | 87 | 136 | 225 | 75 | 123 |
| SYRIA | 4 | 22 | 37 | 62 | 20 | 32 |
| IRAQ | 32 | 36 | 379 | 495 | 211 | 273 |
| IRAN | 40 | 82 | 45 | 490 | 25 | 260 |
| ISRAEL | 49 | 89 | 111 | 451 | 60 | 240 |
| SAUDI ARABIA | 32 | 178 | 109 | 457 | 60 | 247 |
| KUWAIT | 1 | 28 | 53 | 225 | 28 | 116 |
| ARAB EMIRAT | 18 | 47 | 33 | 116 | 18 | 62 |
| INDIA | 17 | 19 | 233 | 248 | 128 | 135 |
| NEPAL | | 73 | | 170 | | 91 |
| MALAYSIA | 4 | 25 | 19 | 82 | 10 | 43 |
| SINGAPORE | 18 | 48 | 73 | 171 | 39 | 90 |
| PHILIPPINES | 20 | 36 | 24 | 82 | 13 | 45 |
| SOUTH KOREA | 14 | 55 | 54 | 173 | 29 | 93 |
| JAPAN | 78 | 137 | 1 518 | 2 935 | 837 | 1 590 |
| TAIWAN | | 6 | | 81 | | 41 |
| HONG KONG | 10 | 64 | 258 | 638 | 139 | 336 |
| AUSTRALIA | 14 | 29 | 160 | 389 | 86 | 210 |
| UNID COUNTR | 3 | 3 | 77 | 77 | 43 | 43 |

6 IMPORTS AND EXPORTS (SPECIAL TRADE) BY GROUPS OF THE SITC AND BY COUNTRIES OF PRODUCTION AND CONSUMPTION 1979

| GROUP COUNTRY | DT = 100 KG | | 1 000 DM | | 1 000 \$ | |
|------------------|-------------|-----------|-----------|-----------|-----------|-----------|
| | JULY/SEPT | JAN/SEPT | JULY/SEPT | JAN/SEPT | JULY/SEPT | JAN/SEPT |
| 851 FOOTWEAR | | | | | | |
| IMPORTS | 373 232 | 1 097 551 | 966 074 | 2 553 929 | 531 482 | 1 379 782 |
| FRANCE | 23 686 | 60 625 | 64 737 | 160 374 | 35 653 | 86 700 |
| BELGIUM LUX | 1 526 | 4 997 | 3 294 | 11 036 | 1 817 | 5 944 |
| NETHERLANDS | 6 084 | 16 802 | 15 903 | 40 114 | 8 759 | 21 693 |
| ITALY | 195 198 | 586 157 | 571 035 | 1 521 228 | 313 896 | 821 731 |
| UNTD KINGDOM | 2 632 | 5 427 | 9 049 | 18 147 | 4 988 | 9 835 |
| IRISH REP | 51 | 104 | 208 | 424 | 115 | 230 |
| DENMARK | 1 422 | 6 882 | 3 894 | 15 469 | 2 147 | 8 310 |
| NORWAY | 55 | 120 | 166 | 234 | 92 | 130 |
| SWEDEN | 1 035 | 4 289 | 1 722 | 7 122 | 949 | 3 822 |
| FINLAND | 123 | 386 | 419 | 1 088 | 230 | 584 |
| SWITZERLAND | 3 331 | 10 021 | 13 874 | 44 840 | 7 649 | 24 225 |
| AUSTRIA | 18 267 | 37 697 | 70 115 | 158 480 | 38 634 | 85 865 |
| PORTUGAL | 2 228 | 8 073 | 5 368 | 19 667 | 2 949 | 10 570 |
| SPAIN | 22 721 | 74 408 | 49 538 | 151 604 | 27 271 | 81 740 |
| MALTA | 558 | 1 671 | 1 803 | 5 199 | 991 | 2 806 |
| YUGOSLAVIA | 9 968 | 33 139 | 22 480 | 69 367 | 12 388 | 37 466 |
| GREECE | 5 108 | 14 240 | 17 844 | 46 854 | 9 811 | 25 323 |
| USSR | 381 | 596 | 221 | 322 | 122 | 177 |
| POLAND | 2 654 | 6 339 | 5 276 | 9 184 | 2 909 | 4 978 |
| CZECHOSLOVA | 3 969 | 14 287 | 4 941 | 15 628 | 2 720 | 8 435 |
| HUNGARY | 2 985 | 6 221 | 7 394 | 15 139 | 4 072 | 8 226 |
| RUMANIA | 12 519 | 35 929 | 15 332 | 42 531 | 8 440 | 22 936 |
| BULGARIA | 1 281 | 3 617 | 1 828 | 4 054 | 1 008 | 2 198 |
| ALBANIA | 10 | 52 | 10 | 79 | 6 | 42 |
| MOROCCO | 197 | 269 | 379 | 518 | 208 | 283 |
| TUNISIA | 134 | 951 | 397 | 2 446 | 220 | 1 316 |
| EGYPT | 19 | 25 | 48 | 68 | 27 | 37 |
| SENEGAL | | 87 | | 171 | | 91 |
| REP S AFRICA | 145 | 498 | 329 | 987 | 183 | 538 |
| USA | 899 | 2 320 | 2 314 | 5 724 | 1 281 | 3 098 |
| CANADA | 183 | 493 | 606 | 1 554 | 334 | 835 |
| MEXICO | 620 | 1 153 | 1 091 | 1 731 | 602 | 944 |
| GUATEMALA | 104 | 155 | 108 | 179 | 60 | 97 |
| BRAZIL | 4 986 | 11 259 | 17 973 | 34 826 | 9 909 | 18 895 |
| URUGUAY | 2 690 | 4 083 | 9 019 | 13 182 | 4 969 | 7 162 |
| ARGENTINA | 36 | 332 | 136 | 1 272 | 75 | 686 |
| CYPRUS | 3 | 240 | 14 | 131 | 8 | 71 |
| LEBANON | | 81 | | 123 | | 65 |
| SYRIA | 57 | 776 | 62 | 1 101 | 34 | 583 |
| ISRAEL | 482 | 613 | 310 | 403 | 171 | 220 |
| AFGHANISTAN | 19 | 334 | 46 | 222 | 24 | 119 |
| PAKISTAN | 549 | 10 362 | 292 | 4 695 | 159 | 2 526 |
| INDIA | 315 | 1 227 | 276 | 1 266 | 152 | 675 |
| THAILAND | 21 | 51 | 40 | 147 | 23 | 79 |
| MALAYSIA | 233 | 2 351 | 168 | 1 465 | 92 | 782 |
| SINGAPORE | 138 | 143 | 74 | 91 | 41 | 51 |
| PHILIPPINES | 372 | 1 360 | 543 | 2 030 | 300 | 1 090 |
| P REP CHINA | 2 641 | 4 743 | 1 849 | 3 238 | 1 017 | 1 755 |
| SOUTH KOREA | 16 157 | 42 494 | 13 530 | 31 887 | 7 454 | 17 252 |
| JAPAN | 1 342 | 2 237 | 2 643 | 4 351 | 1 452 | 2 370 |
| TAIWAN | 20 224 | 67 427 | 24 192 | 72 195 | 13 318 | 38 919 |
| HONG KONG | 2 866 | 9 311 | 3 148 | 9 622 | 1 733 | 5 192 |
| EXPORTS | 47 746 | 121 845 | 197 975 | 492 924 | 109 020 | 266 542 |
| FRANCE | 3 160 | 9 508 | 14 755 | 42 219 | 8 137 | 22 820 |
| BELGIUM LUX | 5 854 | 14 198 | 24 180 | 58 266 | 13 317 | 31 530 |
| NETHERLANDS | 12 594 | 29 655 | 55 567 | 125 277 | 30 593 | 67 865 |
| ITALY | 898 | 1 645 | 1 775 | 4 887 | 977 | 2 625 |
| UNTD KINGDOM | 2 482 | 6 390 | 4 499 | 11 300 | 2 484 | 6 118 |
| IRISH REP | 138 | 340 | 337 | 958 | 186 | 514 |
| DENMARK | 2 507 | 6 826 | 9 447 | 22 985 | 5 206 | 12 435 |
| ICELAND | 127 | 262 | 512 | 1 044 | 284 | 567 |
| NORWAY | 872 | 2 591 | 4 470 | 13 111 | 2 459 | 7 067 |
| SWEDEN | 864 | 2 132 | 4 196 | 10 443 | 2 313 | 5 657 |
| FINLAND | 232 | 752 | 1 198 | 3 930 | 658 | 2 119 |
| SWITZERLAND | 4 954 | 12 973 | 22 012 | 56 486 | 12 119 | 30 530 |
| AUSTRIA | 7 974 | 19 535 | 33 096 | 80 632 | 18 233 | 43 641 |
| SPAIN | 251 | 724 | 816 | 2 499 | 448 | 1 347 |
| MALTA | 9 | 31 | 25 | 91 | 14 | 50 |
| YUGOSLAVIA | 19 | 34 | 88 | 157 | 49 | 86 |
| GREECE | 223 | 379 | 1 147 | 1 671 | 629 | 908 |
| USSR | 376 | 832 | 1 927 | 4 908 | 1 065 | 2 657 |
| POLAND | 5 | 10 | 38 | 65 | 21 | 36 |
| CZECHOSLOVA | 4 | 11 | 42 | 95 | 21 | 51 |
| HUNGARY | 9 | 29 | 22 | 143 | 11 | 73 |
| RUMANIA | 63 | 1 782 | 108 | 3 446 | 59 | 1 823 |
| BULGARIA | | 10 | | 82 | | 44 |
| CANARY IS | 31 | 56 | 135 | 262 | 76 | 142 |
| CEUTA MEL | 9 | 24 | 39 | 107 | 21 | 59 |
| ALGERIA | 5 | 31 | 22 | 193 | 13 | 102 |
| TUNISIA | 51 | 69 | 117 | 157 | 64 | 86 |
| LIBYA | 4 | 17 | 10 | 85 | 6 | 46 |
| EGYPT | 24 | 31 | 35 | 70 | 20 | 37 |
| LIBERIA | 78 | 143 | 160 | 298 | 89 | 162 |
| NIGERIA | 8 | 54 | 34 | 154 | 18 | 82 |
| ZAIRE | 133 | 134 | 124 | 126 | 69 | 70 |
| ETHIOPIA | 1 | 67 | 5 | 331 | 3 | 179 |

6 IMPORTS AND EXPORTS (SPECIAL TRADE) BY GROUPS OF THE SITC AND BY COUNTRIES OF PRODUCTION AND CONSUMPTION 1979

| GROUP COUNTRY | DT = 100 KG | | 1 000 DM | | 1 000 \$ | |
|------------------|-------------|----------|-----------|----------|-----------|----------|
| | JULY/SEPT | JAN/SEPT | JULY/SEPT | JAN/SEPT | JULY/SEPT | JAN/SEPT |
| KENYA | 4 | 19 | 15 | 83 | 8 | 43 |
| MAURITIUS | 42 | 66 | 53 | 94 | 30 | 52 |
| REP S AFRICA | 44 | 188 | 185 | 725 | 100 | 389 |
| USA | 1 186 | 3 282 | 5 685 | 15 962 | 3 123 | 8 604 |
| CANADA | 431 | 948 | 2 159 | 4 469 | 1 186 | 2 414 |
| GREENLAND | 29 | 41 | 146 | 211 | 79 | 114 |
| GUATEMALA | 2 | 18 | 11 | 62 | 6 | 34 |
| PANAM EX CZ | 22 | 40 | 73 | 135 | 39 | 71 |
| TRINIDAD TOB | 43 | 96 | 192 | 418 | 106 | 229 |
| NETH ANTILL | 17 | 101 | 70 | 504 | 39 | 272 |
| COLOMBIA | 3 | 23 | 10 | 80 | 7 | 44 |
| VENEZUELA | 79 | 187 | 286 | 672 | 157 | 362 |
| SURINAM | 16 | 60 | 60 | 186 | 32 | 99 |
| CHILE | 20 | 51 | 95 | 185 | 53 | 99 |
| ARGENTINA | 10 | 11 | 62 | 66 | 33 | 34 |
| CYPRUS | 4 | 21 | 20 | 90 | 10 | 45 |
| LEBANON | 26 | 40 | 106 | 151 | 59 | 84 |
| IRAQ | 1 | 25 | 12 | 114 | 7 | 62 |
| IRAN | 5 | 96 | 24 | 155 | 13 | 82 |
| ISRAEL | 69 | 204 | 249 | 766 | 138 | 414 |
| JORDAN | 43 | 77 | 204 | 339 | 111 | 179 |
| SAUDI ARABIA | 126 | 629 | 394 | 2 673 | 217 | 1 435 |
| KUWAIT | 172 | 681 | 687 | 2 418 | 376 | 1 299 |
| BAHRAIN | 45 | 88 | 148 | 292 | 82 | 155 |
| QATAR | 14 | 69 | 58 | 266 | 32 | 140 |
| ARAB EMIRAT | 147 | 400 | 535 | 1 364 | 293 | 734 |
| OMAN | 20 | 58 | 74 | 226 | 41 | 121 |
| AFGHANISTAN | 14 | 48 | 67 | 195 | 37 | 103 |
| THAILAND | 1 | 16 | 6 | 56 | 3 | 30 |
| MALAYSIA | 34 | 135 | 193 | 750 | 105 | 399 |
| BRUNEI | 6 | 11 | 30 | 56 | 16 | 30 |
| SINGAPORE | 172 | 417 | 898 | 2 118 | 497 | 1 150 |
| JAPAN | 460 | 1 056 | 1 809 | 4 139 | 993 | 2 237 |
| HONG KONG | 252 | 673 | 1 225 | 3 221 | 676 | 1 740 |
| AUSTRALIA | 82 | 260 | 581 | 1 385 | 322 | 753 |
| PAPUA NEW G | 6 | 34 | 7 | 77 | 4 | 41 |
| NEW ZEALAND | 27 | 102 | 192 | 607 | 104 | 327 |
| FIJI | 1 | 25 | 4 | 105 | 2 | 56 |
| FR POLYNESIA | 2 | 15 | 15 | 85 | 8 | 46 |

871 OPTICAL INSTRUMENTS

| | | | | | | |
|--------------|-------|--------|---------|---------|--------|---------|
| IMPORTS | 4 848 | 13 253 | 55 151 | 153 198 | 30 391 | 82 677 |
| FRANCE | 118 | 416 | 17 061 | 50 956 | 9 404 | 27 477 |
| BELGIUM LUX | 57 | 305 | 568 | 2 335 | 313 | 1 255 |
| NETHERLANDS | 137 | 368 | 1 324 | 5 128 | 725 | 2 748 |
| ITALY | 51 | 97 | 1 815 | 2 694 | 1 008 | 1 479 |
| UNTD KINGDOM | 159 | 604 | 1 672 | 5 951 | 923 | 3 201 |
| DENMARK | 4 | 15 | 37 | 335 | 19 | 180 |
| NORWAY | 5 | 7 | 43 | 72 | 24 | 39 |
| SWEDEN | 6 | 11 | 54 | 134 | 32 | 78 |
| FINLAND | 4 | 4 | 45 | 54 | 25 | 33 |
| SWITZERLAND | 135 | 320 | 3 787 | 7 891 | 2 081 | 4 268 |
| AUSTRIA | 41 | 124 | 655 | 2 050 | 362 | 1 105 |
| PORTUGAL | 109 | 426 | 1 630 | 5 326 | 394 | 2 866 |
| SPAIN | 22 | 60 | 131 | 418 | 74 | 228 |
| YUGOSLAVIA | 3 | 10 | 50 | 133 | 28 | 71 |
| GREECE | 12 | 16 | 701 | 709 | 384 | 389 |
| USSR | 295 | 979 | 468 | 2 008 | 259 | 1 082 |
| POLAND | 6 | 75 | 47 | 526 | 27 | 282 |
| USA | 319 | 1 110 | 9 345 | 26 688 | 5 156 | 14 393 |
| CANADA | 9 | 40 | 231 | 1 131 | 129 | 609 |
| ISRAEL | 3 | 4 | 50 | 74 | 27 | 39 |
| P REP CHINA | 48 | 58 | 145 | 167 | 80 | 93 |
| SOUTH KOREA | 187 | 702 | 897 | 2 774 | 491 | 1 498 |
| JAPAN | 2 973 | 6 949 | 14 111 | 34 526 | 7 778 | 18 675 |
| HONG KONG | 135 | 424 | 206 | 645 | 112 | 345 |
| MACAO | 2 | 102 | 7 | 255 | 4 | 134 |
| EXPORTS | 4 221 | 11 987 | 140 930 | 373 645 | 77 655 | 201 758 |
| FRANCE | 511 | 1 621 | 49 025 | 124 778 | 27 042 | 67 403 |
| BELGIUM LUX | 266 | 587 | 3 163 | 7 625 | 1 742 | 4 125 |
| NETHERLANDS | 251 | 798 | 4 759 | 15 319 | 2 632 | 8 274 |
| ITALY | 312 | 741 | 8 604 | 18 548 | 4 728 | 10 022 |
| UNTD KINGDOM | 202 | 551 | 6 399 | 16 015 | 3 526 | 8 645 |
| IRISH REP | 8 | 22 | 199 | 496 | 110 | 267 |
| DENMARK | 41 | 170 | 796 | 2 582 | 440 | 1 393 |
| ICELAND | 3 | 5 | 65 | 145 | 34 | 75 |
| NORWAY | 41 | 108 | 716 | 2 036 | 394 | 1 099 |
| SWEDEN | 97 | 287 | 2 144 | 5 321 | 1 182 | 2 879 |
| FINLAND | 25 | 71 | 356 | 1 306 | 199 | 707 |
| SWITZERLAND | 170 | 579 | 3 228 | 10 644 | 1 782 | 5 733 |
| AUSTRIA | 238 | 677 | 4 619 | 12 521 | 2 548 | 6 747 |
| PORTUGAL | 49 | 155 | 707 | 2 475 | 392 | 1 333 |
| SPAIN | 45 | 215 | 1 429 | 3 910 | 785 | 2 106 |
| ANDORRA | 3 | 4 | 36 | 87 | 19 | 46 |
| YUGOSLAVIA | 9 | 83 | 231 | 2 123 | 128 | 1 135 |
| GREECE | 3 | 43 | 153 | 1 542 | 84 | 822 |
| TURKEY | 148 | 159 | 1 019 | 1 247 | 559 | 681 |
| USSR | 140 | 370 | 3 839 | 10 498 | 2 120 | 5 686 |

6 IMPORTS AND EXPORTS (SPECIAL TRADE) BY GROUPS OF THE SITC AND BY COUNTRIES OF PRODUCTION AND CONSUMPTION 1979

| GROUP COUNTRY | DT = 100 KG | | 1 000 DM | | 1 000 \$ | |
|------------------|-------------|----------|-----------|----------|-----------|----------|
| | JULY/SEPT | JAN/SEPT | JULY/SEPT | JAN/SEPT | JULY/SEPT | JAN/SEPT |
| POLAND | 16 | 44 | 537 | 955 | 293 | 517 |
| CZECHOSLOVA | 13 | 22 | 497 | 732 | 273 | 397 |
| HUNGARY | 3 | 4 | 105 | 243 | 58 | 136 |
| RUMANIA | 5 | 45 | 210 | 1 178 | 115 | 633 |
| BULGARIA | 1 | 14 | 39 | 103 | 22 | 57 |
| CANARY IS | 2 | 3 | 65 | 87 | 33 | 46 |
| MOROCCO | 2 | 16 | 9 | 435 | 4 | 231 |
| ALGERIA | 20 | 51 | 624 | 1 392 | 341 | 754 |
| TUNISIA | | 10 | 99 | 405 | 55 | 215 |
| LIBYA | | 54 | 60 | 874 | 33 | 470 |
| EGYPT | 4 | 42 | 132 | 2 170 | 73 | 1 169 |
| SUDAN | 4 | 7 | 80 | 213 | 44 | 112 |
| REP GUINEA | 8 | 8 | 206 | 206 | 113 | 113 |
| IVORY COAST | 8 | 9 | 252 | 300 | 139 | 164 |
| GHANA | | 8 | 1 | 94 | | 50 |
| NIGERIA | 8 | 15 | 142 | 311 | 76 | 165 |
| CAMEROON | 1 | 11 | 10 | 163 | 6 | 87 |
| KENYA | 9 | 29 | 150 | 745 | 80 | 400 |
| MADAGASCAR | | 1 | 16 | 73 | 9 | 41 |
| ZAMBIA | 3 | 3 | 112 | 114 | 60 | 61 |
| REP S AFRICA | 33 | 98 | 2 024 | 4 051 | 1 112 | 2 191 |
| USA | 729 | 1 944 | 20 184 | 55 906 | 11 122 | 30 205 |
| CANADA | 61 | 165 | 1 609 | 4 405 | 887 | 2 379 |
| MEXICO | 21 | 70 | 863 | 2 412 | 474 | 1 303 |
| GUATEMALA | | 6 | 25 | 119 | 13 | 62 |
| COSTA RICA | | | 30 | 125 | 17 | 68 |
| PANAM EX CZ | 1 | 1 | 70 | 91 | 39 | 48 |
| CUBA | 1 | 9 | 78 | 271 | 42 | 144 |
| DOMINIC REP | 1 | 3 | 35 | 90 | 19 | 49 |
| TRINIDAD TOB | | 3 | 27 | 133 | 15 | 71 |
| COLOMBIA | 11 | 19 | 272 | 580 | 150 | 313 |
| VENEZUELA | 21 | 44 | 615 | 1 282 | 341 | 698 |
| ECUADOR | 7 | 13 | 285 | 547 | 157 | 296 |
| PERU | 1 | 7 | 38 | 328 | 20 | 175 |
| BRAZIL | 19 | 65 | 1 003 | 2 635 | 556 | 1 425 |
| CHILE | 3 | 188 | 147 | 989 | 80 | 533 |
| BOLIVIA | 2 | 5 | 72 | 212 | 42 | 115 |
| URUGUAY | 6 | 21 | 231 | 731 | 129 | 399 |
| ARGENTINA | 40 | 131 | 1 089 | 4 318 | 601 | 2 326 |
| LEBANON | 1 | 4 | 25 | 80 | 14 | 43 |
| SYRIA | | 5 | 4 | 173 | 2 | 92 |
| IRAQ | 10 | 78 | 294 | 1 439 | 161 | 773 |
| IRAN | 17 | 45 | 1 149 | 1 994 | 631 | 1 086 |
| ISRAEL | 13 | 57 | 461 | 1 354 | 253 | 725 |
| JORDAN | 2 | 3 | 56 | 74 | 29 | 37 |
| SAUDI ARABIA | 104 | 181 | 1 032 | 3 751 | 567 | 2 021 |
| KUWAIT | 3 | 22 | 236 | 625 | 129 | 336 |
| BAHRAIN | 4 | 6 | 77 | 318 | 43 | 172 |
| QATAR | 7 | 10 | 638 | 866 | 349 | 471 |
| ARAB EMIRAT | 1 | 19 | 79 | 606 | 44 | 325 |
| OMAN | 3 | 4 | 67 | 80 | 36 | 44 |
| PAKISTAN | 14 | 39 | 345 | 958 | 189 | 516 |
| INDIA | 38 | 97 | 925 | 3 044 | 510 | 1 639 |
| SRI LANKA | | 7 | 3 | 122 | 1 | 64 |
| THAILAND | 4 | 14 | 100 | 323 | 54 | 174 |
| INDONESIA | 10 | 17 | 342 | 803 | 188 | 431 |
| MALAYSIA | 3 | 19 | 187 | 511 | 103 | 273 |
| SINGAPORE | 11 | 21 | 491 | 742 | 272 | 409 |
| PHILIPPINES | | 7 | 11 | 226 | 6 | 120 |
| P REP CHINA | 147 | 255 | 5 412 | 10 083 | 2 976 | 5 459 |
| NORTH KOREA | 8 | 9 | 56 | 79 | 30 | 42 |
| SOUTH KOREA | 9 | 16 | 188 | 402 | 102 | 217 |
| JAPAN | 95 | 381 | 2 641 | 9 201 | 1 455 | 4 958 |
| TAIWAN | 17 | 33 | 465 | 1 168 | 259 | 633 |
| HONG KONG | 14 | 46 | 362 | 1 172 | 197 | 629 |
| AUSTRALIA | 47 | 115 | 1 313 | 2 652 | 725 | 1 438 |
| NEW ZEALAND | 3 | 20 | 72 | 609 | 39 | 326 |

872 MEDICAL INSTRUMENTS NES

| IMPORTS | 22 246 | 65 517 | 107 694 | 316 707 | 59 254 | 170 679 |
|--------------|--------|--------|---------|---------|--------|---------|
| FRANCE | 1 746 | 4 568 | 6 396 | 18 926 | 3 514 | 10 198 |
| BELGIUM LUX | 1 525 | 4 602 | 4 509 | 13 542 | 2 484 | 7 307 |
| NETHERLANDS | 1 034 | 2 690 | 7 427 | 21 247 | 4 086 | 11 453 |
| ITALY | 1 414 | 4 860 | 4 940 | 14 630 | 2 720 | 7 874 |
| UNTD KINGDOM | 1 451 | 4 526 | 8 930 | 23 627 | 4 910 | 12 741 |
| IRISH REP | 958 | 2 593 | 3 792 | 10 335 | 2 081 | 5 570 |
| DENMARK | 2 164 | 5 573 | 5 627 | 14 593 | 3 094 | 7 866 |
| NORWAY | 40 | 96 | 296 | 1 034 | 164 | 559 |
| SWEDEN | 624 | 2 313 | 5 661 | 18 912 | 3 110 | 10 182 |
| FINLAND | 25 | 47 | 372 | 724 | 207 | 395 |
| SWITZERLAND | 1 364 | 3 569 | 9 818 | 28 068 | 5 414 | 15 154 |
| AUSTRIA | 186 | 660 | 2 131 | 5 791 | 1 173 | 3 117 |
| PORTUGAL | 124 | 534 | 464 | 1 746 | 254 | 940 |
| SPAIN | 205 | 325 | 1 071 | 2 602 | 591 | 1 411 |
| YUGOSLAVIA | 101 | 182 | 353 | 757 | 196 | 412 |
| POLAND | 49 | 156 | 401 | 1 251 | 222 | 670 |
| CZECHOSLOVA | 1 231 | 3 664 | 811 | 2 392 | 446 | 1 286 |
| HUNGARY | 180 | 904 | 311 | 1 589 | 171 | 856 |
| USA | 2 801 | 9 380 | 24 308 | 79 862 | 13 369 | 42 968 |
| CANADA | 6 | 82 | 84 | 233 | 45 | 125 |

6 IMPORTS AND EXPORTS (SPECIAL TRADE) BY GROUPS OF THE SITC AND BY COUNTRIES OF PRODUCTION AND CONSUMPTION 1979

| GROUP COUNTRY | DT = 100 KG | | 1 000 DM | | 1 000 \$ | |
|------------------|-------------|----------|-----------|----------|-----------|----------|
| | JULY/SEPT | JAN/SEPT | JULY/SEPT | JAN/SEPT | JULY/SEPT | JAN/SEPT |
| BRAZIL | 7 | 12 | 66 | 141 | 36 | 77 |
| ISRAEL | 151 | 451 | 561 | 2 198 | 310 | 1 185 |
| PAKISTAN | 152 | 504 | 1 088 | 3 659 | 598 | 1 971 |
| INDIA | 13 | 29 | 17 | 57 | 10 | 31 |
| MALAYSIA | 138 | 452 | 1 519 | 4 603 | 837 | 2 481 |
| SINGAPORE | 30 | 53 | 80 | 151 | 45 | 82 |
| P. REP. CHINA | | 10 | 23 | 70 | 13 | 40 |
| SOUTH KOREA | 23 | 66 | 87 | 226 | 48 | 123 |
| JAPAN | 4 222 | 12 027 | 15 963 | 42 382 | 8 784 | 22 868 |
| HONG KONG | 268 | 538 | 463 | 871 | 253 | 471 |
| AUSTRALIA | 5 | 13 | 27 | 122 | 15 | 68 |
| EXPORTS | 23 675 | 73 274 | 225 318 | 681 279 | 124 116 | 367 382 |
| FRANCE | 2 700 | 10 375 | 18 931 | 62 856 | 10 435 | 33 855 |
| BELGIUM LUX | 1 386 | 4 521 | 9 945 | 30 901 | 5 470 | 16 633 |
| NETHERLANDS | 2 262 | 6 105 | 15 988 | 47 783 | 8 804 | 25 763 |
| ITALY | 1 609 | 5 346 | 13 073 | 44 249 | 7 186 | 23 798 |
| UNITED KINGDOM | 581 | 1 742 | 8 159 | 23 244 | 4 489 | 12 544 |
| IRISH REP. | 82 | 377 | 455 | 1 358 | 253 | 738 |
| DENMARK | 417 | 1 529 | 3 293 | 11 799 | 1 812 | 6 344 |
| ICELAND | 20 | 70 | 159 | 470 | 87 | 250 |
| NORWAY | 310 | 1 141 | 2 667 | 9 108 | 1 473 | 4 911 |
| SWEDEN | 821 | 2 834 | 6 275 | 20 166 | 3 460 | 10 871 |
| FINLAND | 674 | 1 587 | 3 791 | 9 823 | 2 085 | 5 311 |
| SWITZERLAND | 1 178 | 4 087 | 10 355 | 32 015 | 5 706 | 17 247 |
| AUSTRIA | 1 925 | 5 933 | 14 625 | 39 932 | 8 068 | 21 566 |
| PORTUGAL | 205 | 682 | 931 | 3 196 | 518 | 1 728 |
| SPAIN | 723 | 1 962 | 4 841 | 14 993 | 2 668 | 8 083 |
| ANDORRA | 3 | 5 | 99 | 148 | 52 | 76 |
| MALTA | 1 | 13 | 33 | 293 | 18 | 154 |
| YUGOSLAVIA | 1 096 | 3 076 | 9 683 | 30 816 | 5 332 | 16 580 |
| GREECE | 130 | 414 | 1 577 | 4 287 | 864 | 2 316 |
| TURKEY | 43 | 170 | 607 | 2 410 | 331 | 1 303 |
| USSR | 157 | 336 | 3 357 | 7 014 | 1 852 | 3 809 |
| POLAND | 36 | 140 | 1 176 | 3 022 | 646 | 1 626 |
| CZECHOSLOVAKIA | 32 | 105 | 975 | 2 312 | 536 | 1 247 |
| HUNGARY | 184 | 528 | 1 850 | 5 438 | 1 020 | 2 937 |
| ROMANIA | 34 | 159 | 676 | 3 125 | 370 | 1 680 |
| BULGARIA | 57 | 140 | 999 | 2 550 | 553 | 1 379 |
| ALBANIA | | 8 | | 102 | | 55 |
| CANARY IS. | 11 | 64 | 201 | 628 | 112 | 344 |
| MOROCCO | 10 | 65 | 136 | 1 620 | 73 | 872 |
| ALGERIA | 121 | 349 | 1 149 | 3 425 | 632 | 1 844 |
| TUNISIA | 32 | 83 | 185 | 538 | 102 | 290 |
| LIBYA | 18 | 62 | 425 | 1 231 | 235 | 668 |
| EGYPT | 47 | 344 | 208 | 2 554 | 113 | 1 365 |
| SUDAN | 2 | 118 | 24 | 226 | 14 | 121 |
| SIERRA LEONE | 27 | 58 | 85 | 183 | 46 | 97 |
| LIBERIA | 8 | 55 | 58 | 253 | 33 | 123 |
| IVORY COAST | | 3 | 5 | 62 | 2 | 31 |
| GHANA | 19 | 244 | 90 | 4 645 | 49 | 2 514 |
| TOGO | 1 | 37 | 16 | 240 | 9 | 129 |
| NIGERIA | 147 | 327 | 504 | 1 472 | 278 | 794 |
| ZAIRE | 5 | 34 | 35 | 170 | 19 | 92 |
| RWANDA | | 19 | | 70 | | 37 |
| ANGOLA | 6 | 252 | 131 | 1 141 | 72 | 613 |
| ETHIOPIA | 1 | 19 | 58 | 184 | 33 | 102 |
| SOMALIA | 3 | 7 | 65 | 156 | 36 | 84 |
| KENYA | 40 | 95 | 318 | 886 | 176 | 480 |
| TANZANIA | 60 | 139 | 286 | 642 | 157 | 347 |
| MADAGASCAR | 2 | 12 | 52 | 253 | 31 | 139 |
| REUNION | 4 | 7 | 40 | 78 | 23 | 40 |
| ZAMBIA | 1 | 67 | 42 | 281 | 22 | 146 |
| RHODESIA | 4 | 73 | 94 | 336 | 50 | 177 |
| REP. S. AFRICA | 125 | 429 | 1 537 | 4 356 | 848 | 2 356 |
| USA | 2 005 | 5 715 | 31 179 | 96 247 | 17 173 | 51 880 |
| CANADA | 84 | 260 | 1 656 | 5 878 | 909 | 3 166 |
| MEXICO | 86 | 259 | 2 035 | 5 965 | 1 119 | 3 214 |
| GUATEMALA | 27 | 54 | 103 | 348 | 57 | 189 |
| REP. HONDURAS | 10 | 22 | 32 | 218 | 18 | 119 |
| EL SALVADOR | 6 | 30 | 70 | 202 | 40 | 109 |
| COSTA RICA | 11 | 32 | 280 | 749 | 155 | 407 |
| PANAMA EX. CZ. | | 1 | 42 | 126 | 24 | 65 |
| CUBA | 99 | 350 | 1 653 | 5 000 | 910 | 2 689 |
| DOMINIC REP. | 84 | 90 | 215 | 423 | 118 | 230 |
| JAMAICA | 1 | 7 | 26 | 109 | 14 | 58 |
| TRINIDAD TOB. | | 44 | 23 | 154 | 13 | 84 |
| COLOMBIA | 64 | 157 | 746 | 2 098 | 412 | 1 139 |
| VENEZUELA | 103 | 292 | 1 566 | 5 148 | 862 | 2 776 |
| SURINAM | 4 | 15 | 59 | 149 | 33 | 80 |
| ECUADOR | 18 | 105 | 328 | 1 290 | 180 | 694 |
| PERU | 11 | 43 | 223 | 797 | 122 | 432 |
| BRAZIL | 120 | 383 | 2 472 | 7 497 | 1 357 | 4 032 |
| CHILE | 66 | 199 | 638 | 2 712 | 352 | 1 460 |
| BOLIVIA | 5 | 27 | 109 | 382 | 59 | 200 |
| PARAGUAY | 7 | 12 | 72 | 165 | 39 | 87 |
| URUGUAY | 4 | 9 | 65 | 328 | 36 | 176 |
| ARGENTINA | 82 | 173 | 1 533 | 3 744 | 848 | 2 028 |
| CYPRUS | 9 | 76 | 112 | 348 | 61 | 185 |
| LEBANON | 26 | 156 | 270 | 871 | 149 | 467 |
| SYRIA | 60 | 125 | 445 | 1 252 | 246 | 678 |

6 IMPORTS AND EXPORTS (SPECIAL TRADE) BY GROUPS OF THE SITC AND BY COUNTRIES OF PRODUCTION AND CONSUMPTION 1979

| GROUP COUNTRY | DT = 100 KG | | 1 000 DM | | 1 000 \$ | |
|------------------|-------------|----------|-----------|----------|-----------|----------|
| | JULY/SEPT | JAN/SEPT | JULY/SEPT | JAN/SEPT | JULY/SEPT | JAN/SEPT |
| IRAQ | 1 128 | 1 539 | 2 042 | 3 822 | 1 128 | 2 076 |
| IRAN | 314 | 729 | 1 740 | 4 899 | 955 | 2 645 |
| ISRAEL | 209 | 485 | 1 683 | 4 951 | 928 | 2 673 |
| JORDAN | 7 | 90 | 175 | 998 | 94 | 538 |
| SAUDI ARABIA | 236 | 1 418 | 6 601 | 14 963 | 3 670 | 8 165 |
| KUWAIT | 93 | 144 | 3 325 | 3 900 | 1 843 | 2 154 |
| BAHRAIN | 1 | 102 | 10 | 582 | 5 | 313 |
| QATAR | 34 | 58 | 961 | 1 348 | 523 | 727 |
| ARAB EMIRAT | 38 | 114 | 216 | 1 031 | 121 | 560 |
| OMAN | 1 | 25 | 39 | 132 | 20 | 69 |
| NORTH YEMEN | | 17 | | 207 | | 112 |
| AFGHANISTAN | 29 | 35 | 98 | 148 | 55 | 80 |
| PAKISTAN | 66 | 223 | 321 | 1 378 | 179 | 741 |
| INDIA | 65 | 180 | 1 652 | 4 215 | 907 | 2 284 |
| BANGLADESH | 4 | 10 | 26 | 84 | 14 | 42 |
| SRI LANKA | 32 | 51 | 131 | 274 | 73 | 151 |
| BURMA | 7 | 10 | 65 | 117 | 36 | 64 |
| THAILAND | 50 | 236 | 898 | 3 250 | 497 | 1 759 |
| VIETNAM | | 11 | 36 | 112 | 20 | 61 |
| INDONESIA | 104 | 300 | 1 388 | 3 436 | 764 | 1 857 |
| MALAYSIA | 130 | 398 | 1 020 | 3 080 | 564 | 1 665 |
| SINGAPORE | 58 | 124 | 635 | 1 873 | 348 | 1 008 |
| PHILIPPINES | 8 | 44 | 166 | 609 | 89 | 324 |
| P REP CHINA | 11 | 29 | 451 | 786 | 250 | 428 |
| NORTH KOREA | 5 | 7 | 181 | 334 | 101 | 183 |
| SOUTH KOREA | 33 | 107 | 704 | 2 232 | 385 | 1 204 |
| JAPAN | 372 | 940 | 9 998 | 27 096 | 5 503 | 14 614 |
| TAIWAN | 23 | 103 | 628 | 2 185 | 346 | 1 177 |
| HONG KONG | 22 | 82 | 523 | 1 754 | 287 | 944 |
| AUSTRALIA | 180 | 516 | 2 540 | 8 075 | 1 397 | 4 347 |
| NEW ZEALAND | 34 | 76 | 609 | 1 444 | 335 | 781 |

873 METERS & COUNTERS NES

| IMPORTS | 4 035 | 14 957 | 16 825 | 56 266 | 9 270 | 30 303 |
|--------------|--------|--------|--------|---------|--------|---------|
| FRANCE | 133 | 273 | 798 | 1 907 | 438 | 1 027 |
| BELGIUM LUX | 13 | 34 | 76 | 184 | 40 | 95 |
| NETHERLANDS | 125 | 452 | 759 | 2 314 | 418 | 1 246 |
| ITALY | 218 | 815 | 833 | 2 741 | 459 | 1 475 |
| UNTD KINGDOM | 1 667 | 6 535 | 6 111 | 22 273 | 3 371 | 11 992 |
| DENMARK | 34 | 71 | 164 | 483 | 92 | 263 |
| SWEDEN | 25 | 242 | 194 | 685 | 107 | 368 |
| FINLAND | 3 | 8 | 60 | 108 | 32 | 58 |
| SWITZERLAND | 853 | 2 082 | 4 365 | 11 635 | 2 403 | 6 282 |
| AUSTRIA | 200 | 711 | 569 | 1 971 | 314 | 1 056 |
| SPAIN | 16 | 94 | 32 | 193 | 19 | 104 |
| YUGOSLAVIA | 198 | 2 075 | 466 | 4 267 | 256 | 2 287 |
| POLAND | 134 | 178 | 183 | 253 | 102 | 139 |
| USA | 238 | 778 | 1 195 | 4 246 | 653 | 2 279 |
| CANADA | 2 | 2 | 55 | 56 | 31 | 31 |
| JAPAN | 154 | 536 | 850 | 2 564 | 470 | 1 390 |
| HONG KONG | 17 | 50 | 50 | 139 | 28 | 76 |
| EXPORTS | 13 120 | 40 318 | 69 421 | 210 673 | 38 218 | 113 551 |
| FRANCE | 758 | 2 543 | 6 084 | 21 590 | 3 353 | 11 623 |
| BELGIUM LUX | 909 | 3 340 | 5 184 | 17 927 | 2 854 | 9 648 |
| NETHERLANDS | 2 327 | 7 282 | 7 795 | 25 088 | 4 293 | 13 525 |
| ITALY | 593 | 1 559 | 6 697 | 15 350 | 3 687 | 8 297 |
| UNTD KINGDOM | 302 | 1 286 | 2 768 | 11 581 | 1 527 | 6 229 |
| IRISH REP | 97 | 180 | 580 | 1 561 | 317 | 839 |
| DENMARK | 780 | 1 792 | 2 882 | 7 383 | 1 585 | 3 993 |
| ICELAND | 29 | 82 | 126 | 377 | 67 | 202 |
| NORWAY | 359 | 1 006 | 2 294 | 5 897 | 1 263 | 3 177 |
| SWEDEN | 1 169 | 3 649 | 4 502 | 15 394 | 2 480 | 8 294 |
| FINLAND | 106 | 478 | 747 | 2 601 | 410 | 1 402 |
| SWITZERLAND | 401 | 1 143 | 2 985 | 8 351 | 1 646 | 4 505 |
| AUSTRIA | 663 | 2 190 | 3 139 | 9 693 | 1 727 | 5 222 |
| PORTUGAL | 45 | 150 | 405 | 1 060 | 222 | 567 |
| SPAIN | 104 | 432 | 1 010 | 3 615 | 560 | 1 948 |
| YUGOSLAVIA | 324 | 1 175 | 2 457 | 7 686 | 1 351 | 4 143 |
| GREECE | 105 | 344 | 934 | 3 086 | 515 | 1 665 |
| TURKEY | 471 | 504 | 1 239 | 1 363 | 679 | 744 |
| USSR | 2 | 18 | 40 | 337 | 23 | 182 |
| POLAND | 13 | 69 | 159 | 672 | 87 | 361 |
| CZECHOSLOVA | 73 | 117 | 520 | 894 | 285 | 485 |
| HUNGARY | 18 | 54 | 330 | 938 | 180 | 504 |
| RUMANIA | 179 | 305 | 1 110 | 2 278 | 611 | 1 232 |
| BULGARIA | 2 | 18 | 20 | 223 | 12 | 119 |
| MOROCCO | 5 | 6 | 85 | 128 | 47 | 69 |
| ALGERIA | 13 | 132 | 217 | 1 168 | 118 | 626 |
| TUNISIA | 6 | 8 | 53 | 78 | 29 | 42 |
| LIBYA | 5 | 36 | 24 | 138 | 13 | 75 |
| EGYPT | 788 | 2 208 | 945 | 4 012 | 521 | 2 156 |
| SUDAN | | 34 | | 100 | | 53 |
| GHANA | 3 | 5 | 54 | 62 | 30 | 34 |
| NIGERIA | 11 | 88 | 94 | 482 | 51 | 255 |
| CAMEROON | | 26 | | 105 | | 55 |
| ZAIRE | 2 | 12 | 10 | 106 | 6 | 57 |
| KENYA | | 8 | 7 | 108 | 3 | 57 |
| REP S AFRICA | 246 | 493 | 1 443 | 2 959 | 796 | 1 606 |

6 IMPORTS AND EXPORTS (SPECIAL TRADE) BY GROUPS OF THE SITC AND BY COUNTRIES OF PRODUCTION AND CONSUMPTION 1979

| GROUP COUNTRY | DT = 100 KG | | 1 000 DM | | 1 000 \$ | |
|------------------|-------------|----------|-----------|----------|-----------|----------|
| | JULY/SEPT | JAN/SEPT | JULY/SEPT | JAN/SEPT | JULY/SEPT | JAN/SEPT |
| USA | 236 | 793 | 2 392 | 8 738 | 1 315 | 4 699 |
| CANADA | 22 | 84 | 291 | 952 | 161 | 517 |
| MEXICO | 10 | 29 | 171 | 457 | 93 | 246 |
| GUATEMALA | 4 | 6 | 91 | 117 | 50 | 63 |
| COLOMBIA | 129 | 150 | 512 | 746 | 282 | 409 |
| VENEZUELA | 10 | 38 | 158 | 429 | 88 | 234 |
| ECUADOR | 7 | 36 | 111 | 229 | 60 | 125 |
| PERU | 5 | 5 | 26 | 59 | 14 | 34 |
| BRAZIL | 8 | 35 | 117 | 478 | 64 | 258 |
| CHILE | 278 | 296 | 643 | 742 | 356 | 409 |
| BOLIVIA | 19 | 34 | 50 | 73 | 27 | 38 |
| ARGENTINA | 29 | 46 | 339 | 560 | 188 | 307 |
| IRAQ | 128 | 592 | 850 | 3 811 | 466 | 2 043 |
| IPAN | 26 | 51 | 267 | 564 | 146 | 306 |
| ISRAEL | 42 | 98 | 159 | 382 | 89 | 205 |
| JORDAN | 9 | 137 | 25 | 284 | 14 | 153 |
| SAUDI ARABIA | 552 | 1 597 | 2 036 | 4 817 | 1 124 | 2 598 |
| ARAB EMIRAT | 10 | 1 767 | 48 | 1 567 | 27 | 842 |
| NORTH YEMEN | 65 | 437 | 140 | 956 | 77 | 505 |
| AFGHANISTAN | 7 | 29 | 45 | 123 | 25 | 68 |
| PAKISTAN | 55 | 101 | 378 | 714 | 209 | 390 |
| INDIA | 4 | 44 | 161 | 520 | 54 | 282 |
| THAILAND | 115 | 232 | 907 | 1 357 | 498 | 731 |
| INDONESIA | 9 | 66 | 55 | 332 | 29 | 179 |
| MALAYSIA | 5 | 28 | 73 | 121 | 40 | 63 |
| SINGAPORE | 59 | 85 | 127 | 327 | 69 | 176 |
| PHILIPPINES | 2 | 7 | 12 | 133 | 7 | 73 |
| NORTH KOREA | 5 | 5 | 55 | 55 | 30 | 30 |
| SOUTH KOREA | 7 | 13 | 58 | 176 | 32 | 94 |
| JAPAN | 63 | 222 | 1 228 | 3 663 | 674 | 1 976 |
| TAIWAN | 7 | 22 | 62 | 234 | 35 | 128 |
| HONG KONG | 222 | 299 | 313 | 528 | 174 | 290 |
| AUSTRALIA | 41 | 96 | 391 | 1 304 | 218 | 706 |
| NEW ZEALAND | 2 | 4 | 62 | 137 | 34 | 73 |

874 MEASURING, CONTROLLING INSTR

| IMPORTS | 57 344 | 160 129 | 543 803 | 1 599 600 | 299 265 | 862 262 |
|---------------|--------|---------|---------|-----------|---------|---------|
| FRANCE | 8 020 | 25 628 | 63 897 | 204 064 | 35 170 | 109 980 |
| BELGIUM LUX | 4 928 | 13 602 | 12 513 | 46 445 | 6 879 | 24 914 |
| NETHERLANDS | 7 856 | 14 050 | 47 781 | 128 811 | 26 310 | 69 510 |
| ITALY | 6 766 | 21 445 | 33 651 | 111 425 | 18 517 | 60 017 |
| UNITD KINGDOM | 5 433 | 17 654 | 61 005 | 168 297 | 33 564 | 90 774 |
| IRISH REP | 310 | 884 | 3 823 | 11 003 | 2 103 | 5 921 |
| DENMARK | 1 273 | 4 104 | 11 579 | 52 268 | 6 265 | 28 145 |
| NORWAY | 224 | 650 | 2 051 | 6 587 | 1 129 | 3 554 |
| SWEDEN | 690 | 2 499 | 9 408 | 28 447 | 5 176 | 15 327 |
| FINLAND | 65 | 275 | 819 | 3 527 | 452 | 1 691 |
| SWITZERLAND | 5 668 | 14 531 | 83 467 | 232 059 | 45 929 | 125 171 |
| AUSTRIA | 1 722 | 4 743 | 19 801 | 56 265 | 10 907 | 30 340 |
| PORTUGAL | 36 | 79 | 110 | 362 | 59 | 189 |
| SPAIN | 911 | 2 721 | 3 081 | 10 882 | 1 683 | 5 838 |
| YUGOSLAVIA | 617 | 1 768 | 1 659 | 6 038 | 1 024 | 3 260 |
| GREECE | | 1 | 9 | 159 | 5 | 82 |
| TURKEY | | 4 | 3 | 312 | 1 | 167 |
| USSR | 55 | 341 | 130 | 984 | 73 | 529 |
| POLAND | 724 | 2 297 | 2 018 | 6 253 | 1 115 | 3 372 |
| CZECHOSLOVA | 132 | 386 | 782 | 1 699 | 429 | 915 |
| HUNGARY | 345 | 969 | 1 001 | 2 485 | 548 | 1 344 |
| RUMANIA | 198 | 572 | 141 | 538 | 73 | 291 |
| BULGARIA | 22 | 114 | 125 | 496 | 68 | 266 |
| MOROCCO | | 1 | 11 | 64 | 7 | 36 |
| TUNISIA | 7 | 89 | 107 | 355 | 58 | 192 |
| EGYPT | 1 | 3 | 103 | 343 | 55 | 183 |
| NIGERIA | 3 | 4 | 13 | 164 | 7 | 87 |
| KENYA | | | 16 | 129 | 10 | 71 |
| REP S AFRICA | 1 | 25 | 228 | 748 | 126 | 400 |
| USA | 7 665 | 20 709 | 157 337 | 439 202 | 86 577 | 236 825 |
| CANADA | 125 | 262 | 1 703 | 4 299 | 940 | 2 324 |
| EL SALVADOR | | 12 | | 78 | | 43 |
| ECUADOR | 1 | 3 | 475 | 958 | 265 | 519 |
| BRAZIL | 109 | 163 | 380 | 622 | 211 | 341 |
| ARGENTINA | | 18 | 23 | 181 | 12 | 97 |
| LEBANON | | | 6 | 32 | 4 | 45 |
| SYRIA | | 1 | 38 | 200 | 21 | 107 |
| IRAQ | 4 | 4 | 208 | 332 | 113 | 177 |
| IRAN | 6 | 9 | 177 | 415 | 98 | 226 |
| ISRAEL | 124 | 359 | 1 094 | 2 630 | 602 | 1 418 |
| JORDAN | 2 | 2 | 283 | 641 | 157 | 343 |
| SAUDI ARABIA | 2 | 10 | 410 | 1 235 | 228 | 666 |
| KUWAIT | | 1 | 312 | 590 | 175 | 322 |
| ARAB EMIRAT | 1 | 3 | 3 | 75 | 1 | 38 |
| INDIA | 105 | 144 | 139 | 396 | 76 | 213 |
| MALAYSIA | | 2 | 58 | 160 | 32 | 89 |
| SINGAPORE | 35 | 63 | 313 | 1 697 | 175 | 916 |
| P REP CHINA | 100 | 246 | 97 | 201 | 54 | 108 |
| SOUTH KOREA | 318 | 641 | 772 | 1 624 | 423 | 874 |
| JAPAN | 2 310 | 6 840 | 19 084 | 58 147 | 10 498 | 31 331 |
| TAIWAN | 164 | 381 | 357 | 912 | 196 | 484 |
| HONG KONG | 228 | 701 | 421 | 1 536 | 235 | 832 |
| AUSTRALIA | 19 | 43 | 484 | 1 297 | 264 | 690 |

6 IMPORTS AND EXPORTS (SPECIAL TRADE) BY GROUPS OF THE SITC AND BY COUNTRIES OF PRODUCTION AND CONSUMPTION 1979

| GROUP COUNTRY | DT = 100 KG | | 1 000 DM | | 1 000 \$ | |
|------------------|-------------|----------|-----------|-----------|-----------|-----------|
| | JULY/SEPT | JAN/SEPT | JULY/SEPT | JAN/SEPT | JULY/SEPT | JAN/SEPT |
| NEW ZEALAND | 8 | 28 | 70 | 208 | 39 | 114 |
| EXPORTS | 99 117 | 291 047 | 967 437 | 2 818 223 | 532 496 | 1 519 524 |
| FRANCE | 11 482 | 36 903 | 125 114 | 383 877 | 68 859 | 206 866 |
| BELGIUM LUX | 4 310 | 14 974 | 41 887 | 128 929 | 23 084 | 69 491 |
| NETHERLANDS | 7 075 | 21 679 | 68 535 | 199 101 | 37 730 | 107 352 |
| ITALY | 6 565 | 18 147 | 65 959 | 179 332 | 36 342 | 96 791 |
| UNITD KINGDOM | 6 451 | 20 549 | 59 953 | 175 780 | 33 003 | 94 778 |
| IRISH REP | 326 | 884 | 3 632 | 11 946 | 2 000 | 6 450 |
| DENMARK | 2 514 | 6 738 | 18 162 | 53 347 | 10 007 | 28 769 |
| ICELAND | 85 | 166 | 978 | 1 870 | 534 | 1 012 |
| FAROE IS | 1 | 3 | 53 | 120 | 29 | 65 |
| NORWAY | 1 331 | 4 086 | 17 888 | 45 002 | 9 832 | 24 306 |
| SWEDEN | 4 911 | 15 551 | 39 236 | 124 275 | 21 601 | 66 964 |
| FINLAND | 1 327 | 4 033 | 10 558 | 32 645 | 5 817 | 17 603 |
| SWITZERLAND | 6 959 | 20 529 | 65 911 | 188 447 | 36 281 | 101 626 |
| AUSTRIA | 6 734 | 18 387 | 54 138 | 155 602 | 29 815 | 83 919 |
| PORTUGAL | 363 | 1 076 | 6 194 | 15 405 | 3 418 | 8 332 |
| SPAIN | 2 462 | 5 345 | 18 592 | 48 919 | 10 231 | 26 406 |
| ANDORRA | 1 | 8 | 26 | 105 | 15 | 56 |
| MALTA | 8 | 261 | 106 | 1 744 | 58 | 922 |
| YUGOSLAVIA | 2 085 | 6 754 | 18 688 | 65 580 | 10 290 | 35 303 |
| GREECE | 844 | 3 065 | 7 193 | 25 447 | 3 964 | 13 702 |
| TURKEY | 611 | 1 477 | 4 944 | 13 105 | 2 721 | 7 072 |
| USSR | 3 165 | 7 539 | 24 993 | 65 281 | 13 769 | 35 272 |
| POLAND | 536 | 1 836 | 8 265 | 24 639 | 4 542 | 13 295 |
| CZECHOSLOVAKIA | 1 563 | 3 082 | 11 788 | 25 430 | 6 505 | 13 771 |
| HUNGARY | 837 | 2 401 | 8 430 | 27 739 | 4 646 | 14 943 |
| RUMANIA | 1 314 | 3 218 | 11 267 | 34 219 | 6 203 | 18 448 |
| BULGARIA | 100 | 341 | 1 988 | 5 185 | 1 094 | 2 808 |
| ALBANIA | 47 | 63 | 280 | 543 | 211 | 295 |
| CANARY IS | 40 | 94 | 278 | 674 | 153 | 366 |
| MOROCCO | 38 | 138 | 537 | 1 876 | 291 | 1 000 |
| ALGERIA | 368 | 1 898 | 3 238 | 15 131 | 1 793 | 8 134 |
| TUNISIA | 148 | 292 | 2 117 | 3 885 | 1 158 | 2 099 |
| LIBYA | 218 | 506 | 2 241 | 6 519 | 1 232 | 3 511 |
| EGYPT | 970 | 2 160 | 9 619 | 20 047 | 5 275 | 10 828 |
| SUDAN | 7 | 69 | 134 | 835 | 73 | 449 |
| MALI | 3 | 15 | 61 | 258 | 35 | 138 |
| UPPER VOLTA | 3 | 8 | 52 | 277 | 29 | 152 |
| NIGER | 2 | 6 | 32 | 76 | 18 | 40 |
| SENEGAL | 6 | 18 | 65 | 274 | 34 | 146 |
| REP GUINEA | 1 | 2 | 46 | 68 | 26 | 36 |
| SIERRA LEONE | 2 | 4 | 61 | 97 | 34 | 53 |
| LIBERIA | 5 | 12 | 138 | 318 | 74 | 172 |
| IVORY COAST | 100 | 147 | 949 | 1 494 | 518 | 813 |
| GHANA | | 15 | 19 | 312 | 13 | 170 |
| BENIN | 2 | 10 | 22 | 105 | 13 | 58 |
| NIGERIA | 403 | 814 | 1 529 | 4 587 | 839 | 2 482 |
| CAMEROON | 29 | 57 | 271 | 620 | 153 | 335 |
| CENT AFR EMP | 3 | 6 | 30 | 57 | 17 | 30 |
| GABON | 13 | 31 | 400 | 615 | 221 | 335 |
| CONGO | 9 | 9 | 40 | 56 | 21 | 30 |
| ZAIRE | 6 | 12 | 117 | 297 | 62 | 157 |
| RWANDA | 10 | 14 | 78 | 113 | 42 | 60 |
| BURUNDI | 15 | 24 | 96 | 170 | 52 | 88 |
| ANGOLA | 80 | 152 | 371 | 1 338 | 204 | 721 |
| ETHIOPIA | 57 | 178 | 512 | 1 264 | 281 | 681 |
| KENYA | 16 | 48 | 294 | 816 | 156 | 424 |
| TANZANIA | 46 | 93 | 441 | 1 706 | 246 | 919 |
| MOZAMBIQUE | 2 | 5 | 19 | 94 | 11 | 50 |
| MADAGASCAR | 16 | 35 | 138 | 382 | 74 | 203 |
| MAURITIUS | 1 | 8 | 25 | 108 | 15 | 58 |
| ZAMBIA | 13 | 26 | 183 | 465 | 100 | 215 |
| MALAWI | | 7 | 11 | 140 | 5 | 73 |
| REP S AFRICA | 889 | 2 973 | 11 570 | 33 671 | 6 373 | 18 150 |
| USA | 6 848 | 20 597 | 76 961 | 210 908 | 42 367 | 113 715 |
| CANADA | 1 029 | 2 495 | 6 454 | 19 778 | 3 551 | 10 650 |
| MEXICO | 586 | 1 230 | 6 835 | 14 472 | 3 756 | 7 840 |
| GUATEMALA | 30 | 84 | 164 | 666 | 88 | 352 |
| REP HONDURAS | 22 | 45 | 95 | 191 | 52 | 105 |
| EL SALVADOR | 17 | 42 | 120 | 306 | 68 | 162 |
| COSTA RICA | 31 | 89 | 173 | 604 | 92 | 329 |
| PANAM EX CZ | | 19 | 56 | 181 | 32 | 95 |
| PANAMA C ZON | | 3 | 37 | 245 | 19 | 128 |
| CUBA | 50 | 524 | 334 | 2 006 | 185 | 1 084 |
| REP HAITI | 10 | 16 | 35 | 106 | 20 | 55 |
| DOMINIC REP | 21 | 55 | 69 | 248 | 39 | 132 |
| TRINIDAD TOB | 17 | 32 | 90 | 300 | 48 | 160 |
| NETH ANTILL | 4 | 18 | 90 | 322 | 48 | 170 |
| COLOMBIA | 106 | 390 | 949 | 3 505 | 522 | 1 894 |
| VENEZUELA | 300 | 1 279 | 3 246 | 12 027 | 1 786 | 6 464 |
| SURINAM | 8 | 14 | 44 | 91 | 25 | 50 |
| ECUADOR | 104 | 294 | 1 030 | 2 937 | 567 | 1 591 |
| PERU | 41 | 129 | 480 | 1 970 | 261 | 1 062 |
| BRAZIL | 1 431 | 4 308 | 18 574 | 54 137 | 10 219 | 29 195 |
| CHILE | 256 | 694 | 2 164 | 6 854 | 1 201 | 3 705 |
| BOLIVIA | 10 | 59 | 169 | 553 | 91 | 294 |
| PARAGUAY | 29 | 50 | 228 | 416 | 126 | 225 |
| URUGUAY | 35 | 76 | 410 | 1 026 | 225 | 549 |
| ARGENTINA | 299 | 910 | 4 986 | 14 952 | 2 742 | 8 063 |

6 IMPORTS AND EXPORTS (SPECIAL TRADE) BY GROUPS OF THE SITC AND BY COUNTRIES OF PRODUCTION AND CONSUMPTION 1979

| GROUP COUNTRY | DT = 100 KG | | 1 000 DM | | 1 000 \$ | |
|------------------|-------------|----------|-----------|----------|-----------|----------|
| | JULY/SEPT | JAN/SEPT | JULY/SEPT | JAN/SEPT | JULY/SEPT | JAN/SEPT |
| CYPRUS | 25 | 73 | 169 | 504 | 89 | 268 |
| LEBANON | 102 | 203 | 875 | 1 774 | 480 | 958 |
| SYRIA | 138 | 515 | 1 338 | 3 624 | 740 | 1 957 |
| IRAQ | 965 | 1 752 | 9 168 | 16 418 | 5 034 | 8 902 |
| IRAN | 841 | 2 410 | 5 023 | 15 538 | 2 763 | 8 360 |
| ISRAEL | 318 | 1 085 | 4 903 | 14 970 | 2 689 | 8 071 |
| JORDAN | 95 | 338 | 715 | 2 696 | 389 | 1 453 |
| SAUDI ARABIA | 1 194 | 2 899 | 6 990 | 23 284 | 3 847 | 12 568 |
| KUWAIT | 165 | 563 | 1 747 | 4 789 | 954 | 2 569 |
| BAHRAIN | 12 | 51 | 285 | 1 209 | 160 | 649 |
| QATAR | 51 | 164 | 485 | 1 486 | 265 | 799 |
| ARAB EMIRAT | 169 | 439 | 1 119 | 2 979 | 614 | 1 598 |
| OMAN | 9 | 46 | 321 | 776 | 177 | 419 |
| NORTH YEMEN | 28 | 74 | 171 | 650 | 96 | 354 |
| SOUTH YEMEN | 3 | 60 | 28 | 256 | 16 | 139 |
| AFGHANISTAN | 4 | 21 | 127 | 449 | 69 | 244 |
| PAKISTAN | 185 | 393 | 3 099 | 8 112 | 1 707 | 4 362 |
| INDIA | 867 | 2 082 | 13 262 | 35 982 | 7 291 | 19 450 |
| BANGLADESH | 53 | 79 | 379 | 1 249 | 204 | 664 |
| SRI LANKA | 17 | 49 | 215 | 489 | 114 | 258 |
| NEPAL | 3 | 6 | 96 | 128 | 52 | 67 |
| BURMA | 13 | 67 | 157 | 772 | 87 | 416 |
| THAILAND | 328 | 716 | 3 093 | 5 698 | 1 695 | 3 079 |
| VIETNAM | 98 | 128 | 621 | 1 034 | 341 | 562 |
| INDONESIA | 368 | 1 027 | 3 373 | 8 025 | 1 859 | 4 332 |
| MALAYSIA | 106 | 373 | 1 375 | 4 943 | 759 | 2 648 |
| BRUNEI | 5 | 79 | 116 | 682 | 65 | 369 |
| SINGAPORE | 338 | 892 | 5 291 | 14 006 | 2 907 | 7 556 |
| PHILIPPINES | 44 | 209 | 535 | 2 523 | 292 | 1 348 |
| P. REP. CHINA | 487 | 1 500 | 11 874 | 33 038 | 6 517 | 17 798 |
| NORTH KOREA | 30 | 217 | 430 | 1 991 | 238 | 1 067 |
| SOUTH KOREA | 304 | 1 555 | 3 530 | 14 692 | 1 941 | 7 903 |
| JAPAN | 1 110 | 3 678 | 16 715 | 55 993 | 9 198 | 30 166 |
| TAIWAN | 434 | 1 094 | 3 381 | 9 396 | 1 857 | 5 057 |
| HONG KONG | 101 | 302 | 1 320 | 3 734 | 734 | 2 023 |
| AUSTRALIA | 1 086 | 3 077 | 9 137 | 39 147 | 5 036 | 21 050 |
| PAPUA NEW G | | 12 | 12 | 149 | 7 | 81 |
| NEW ZEALAND | 146 | 279 | 1 161 | 2 917 | 630 | 1 565 |
| FIJI | | 2 | 20 | 66 | 11 | 34 |

881 PHOTO APPAR & EQUIPT NES

| IMPORTS | 27 272 | 78 610 | 214 219 | 599 151 | 117 886 | 323 014 |
|--------------|--------|---------|---------|---------|---------|---------|
| FRANCE | 570 | 1 417 | 3 832 | 12 030 | 2 102 | 6 481 |
| BELGIUM LUX | 446 | 1 564 | 1 530 | 5 469 | 841 | 2 944 |
| NETHERLANDS | 1 476 | 4 900 | 10 946 | 41 252 | 6 014 | 22 170 |
| ITALY | 2 539 | 7 790 | 9 866 | 28 093 | 5 452 | 15 168 |
| UNTD KINGDOM | 1 225 | 3 629 | 9 553 | 27 884 | 5 269 | 15 037 |
| IRISH REP | 157 | 368 | 560 | 1 673 | 309 | 905 |
| DENMARK | 682 | 2 633 | 3 183 | 11 682 | 1 745 | 6 289 |
| NORWAY | 25 | 51 | 224 | 483 | 123 | 261 |
| SWEDEN | 137 | 447 | 1 632 | 6 224 | 397 | 3 349 |
| FINLAND | 15 | 47 | 55 | 199 | 29 | 107 |
| SWITZERLAND | 669 | 1 870 | 6 886 | 22 719 | 3 793 | 12 244 |
| AUSTRIA | 3 228 | 7 747 | 11 641 | 28 592 | 6 396 | 15 425 |
| PORTUGAL | 298 | 1 091 | 5 218 | 17 742 | 2 875 | 9 548 |
| SPAIN | 47 | 146 | 306 | 920 | 168 | 495 |
| USSR | 72 | 485 | 160 | 1 221 | 89 | 653 |
| POLAND | 159 | 415 | 120 | 303 | 66 | 164 |
| CZECHOSLOVA | 130 | 230 | 141 | 267 | 77 | 142 |
| KENYA | | 1 | | 95 | | 51 |
| USA | 6 141 | 16 778 | 32 355 | 83 648 | 17 830 | 44 856 |
| CANADA | 30 | 170 | 555 | 3 520 | 304 | 1 887 |
| BRAZIL | 83 | 196 | 722 | 1 758 | 397 | 951 |
| ISRAEL | 39 | 41 | 1 324 | 1 333 | 722 | 727 |
| INDIA | 184 | 530 | 1 427 | 3 927 | 786 | 2 118 |
| INDONESIA | | 88 | | 210 | | 113 |
| MALAYSIA | 26 | 201 | 294 | 2 696 | 162 | 1 446 |
| SINGAPORE | 1 539 | 6 042 | 11 158 | 28 760 | 6 142 | 15 512 |
| PHILIPPINES | 537 | 1 583 | 4 680 | 14 928 | 2 571 | 8 048 |
| SOUTH KOREA | 16 | 57 | 207 | 464 | 115 | 252 |
| JAPAN | 6 276 | 16 107 | 90 729 | 233 166 | 49 949 | 125 766 |
| TAIWAN | 44 | 130 | 373 | 1 026 | 206 | 551 |
| HONG KONG | 462 | 1 812 | 4 342 | 17 084 | 2 393 | 9 157 |
| MACAO | 7 | 16 | 33 | 78 | 17 | 41 |
| AUSTRALIA | 1 | 2 | 34 | 81 | 19 | 41 |
| EXPORTS | 42 971 | 123 237 | 287 485 | 863 024 | 158 224 | 465 016 |
| FRANCE | 5 745 | 17 989 | 37 066 | 121 668 | 20 381 | 65 437 |
| BELGIUM LUX | 2 858 | 8 122 | 14 647 | 45 195 | 8 358 | 24 337 |
| NETHERLANDS | 6 791 | 18 446 | 30 110 | 88 934 | 16 572 | 47 934 |
| ITALY | 2 707 | 8 588 | 17 303 | 58 022 | 9 532 | 31 211 |
| UNTD KINGDOM | 4 127 | 12 454 | 29 164 | 96 191 | 16 347 | 51 768 |
| IRISH REP | 183 | 767 | 1 023 | 3 475 | 567 | 1 868 |
| DENMARK | 1 313 | 3 119 | 7 144 | 18 613 | 3 936 | 10 044 |
| ICELAND | 33 | 76 | 203 | 769 | 112 | 413 |
| NORWAY | 909 | 1 952 | 3 384 | 8 747 | 1 867 | 4 721 |
| SWEDEN | 1 732 | 4 216 | 10 693 | 27 442 | 5 880 | 14 796 |
| FINLAND | 706 | 1 961 | 2 838 | 8 835 | 1 559 | 4 755 |
| SWITZERLAND | 2 746 | 7 590 | 16 495 | 47 076 | 9 084 | 25 391 |

6 IMPORTS AND EXPORTS (SPECIAL TRADE) BY GROUPS OF THE SITC AND BY COUNTRIES OF PRODUCTION AND CONSUMPTION 1979

| GROUP COUNTRY | DT = 100 KG | | 1 000 DM | | 1 000 \$ | |
|------------------|-------------|----------|-----------|----------|-----------|----------|
| | JULY/SEPT | JAN/SEPT | JULY/SEPT | JAN/SEPT | JULY/SEPT | JAN/SEPT |
| AUSTRIA | 2 335 | 5 926 | 10 380 | 28 446 | 5 713 | 15 355 |
| PORTUGAL | 460 | 1 238 | 6 739 | 16 737 | 3 707 | 9 057 |
| SPAIN | 475 | 2 125 | 3 460 | 15 106 | 1 901 | 8 111 |
| ANDORRA | 11 | 49 | 100 | 430 | 55 | 230 |
| MALTA | 16 | 46 | 95 | 290 | 51 | 153 |
| YUGOSLAVIA | 463 | 1 221 | 4 747 | 12 435 | 2 622 | 6 721 |
| GREECE | 274 | 863 | 1 618 | 4 879 | 890 | 2 629 |
| TURKEY | 33 | 80 | 285 | 816 | 159 | 444 |
| USSR | 183 | 1 178 | 2 040 | 10 956 | 1 131 | 5 908 |
| POLAND | 20 | 78 | 320 | 1 007 | 178 | 547 |
| CZECHOSLOVA | 92 | 491 | 1 133 | 5 226 | 627 | 2 810 |
| HUNGARY | 298 | 508 | 883 | 3 078 | 482 | 1 655 |
| RUMANIA | 24 | 127 | 202 | 1 412 | 112 | 753 |
| BULGARIA | 53 | 101 | 429 | 1 026 | 236 | 554 |
| ALBANIA | | 2 | 44 | 67 | 24 | 37 |
| CANARY IS | 99 | 276 | 402 | 1 255 | 220 | 669 |
| MOROCCO | 3 | 48 | 71 | 471 | 37 | 249 |
| CEUTA MEL | 3 | 48 | 32 | 256 | 17 | 138 |
| ALGERIA | 212 | 539 | 1 485 | 4 264 | 821 | 2 309 |
| TUNISIA | 37 | 138 | 328 | 887 | 184 | 480 |
| LIBYA | 150 | 251 | 1 972 | 3 324 | 1 078 | 1 797 |
| EGYPT | 45 | 184 | 301 | 1 712 | 165 | 917 |
| SUDAN | 18 | 22 | 102 | 141 | 56 | 77 |
| CHAD | | 3 | | 160 | | 85 |
| SENEGAL | 5 | 11 | 42 | 104 | 22 | 52 |
| LIBERIA | 2 | 5 | 48 | 65 | 26 | 33 |
| IVORY COAST | 21 | 45 | 340 | 533 | 189 | 294 |
| GHANA | | 18 | 5 | 212 | 3 | 119 |
| NIGERIA | 16 | 77 | 229 | 706 | 127 | 381 |
| CAMEROON | 11 | 15 | 42 | 58 | 23 | 32 |
| GABON | 2 | 8 | 18 | 94 | 9 | 50 |
| ZAIRE | 8 | 18 | 151 | 397 | 83 | 217 |
| RWANDA | | 8 | 2 | 88 | 1 | 46 |
| ANGOLA | 12 | 21 | 155 | 243 | 85 | 132 |
| ETHIOPIA | | 15 | 21 | 374 | 12 | 200 |
| KENYA | 21 | 30 | 130 | 193 | 68 | 99 |
| UGANDA | 1 | 11 | 5 | 70 | 3 | 36 |
| TANZANIA | 9 | 19 | 84 | 220 | 48 | 121 |
| MADAGASCAR | 8 | 16 | 124 | 206 | 71 | 116 |
| REUNION | 8 | 33 | 36 | 197 | 18 | 100 |
| MAURITIUS | 4 | 10 | 26 | 85 | 13 | 48 |
| ZAMBIA | 22 | 32 | 99 | 167 | 56 | 92 |
| RHODESIA | | 6 | 53 | 55 | 29 | 30 |
| MALAWI | | 4 | 4 | 83 | 3 | 44 |
| REP S AFRICA | 214 | 602 | 1 694 | 5 362 | 933 | 2 900 |
| USA | 1 855 | 5 922 | 21 818 | 66 399 | 11 999 | 35 764 |
| CANADA | 233 | 632 | 3 975 | 10 141 | 2 191 | 5 479 |
| MEXICO | 134 | 469 | 2 042 | 5 666 | 1 129 | 3 060 |
| GUATEMALA | 4 | 9 | 30 | 75 | 16 | 41 |
| EL SALVADOR | 10 | 22 | 43 | 146 | 24 | 78 |
| COSTA RICA | 37 | 39 | 395 | 493 | 220 | 275 |
| PANAM EX CZ | 16 | 23 | 168 | 272 | 92 | 146 |
| PANAMA C ZON | | 21 | | 95 | | 49 |
| CUBA | 14 | 49 | 215 | 789 | 117 | 428 |
| BAHAMAS | | | 25 | 82 | 14 | 43 |
| AM VIRGIN IS | 1 | 1 | 28 | 60 | 15 | 31 |
| MARTINIQUE | 3 | 11 | 24 | 59 | 12 | 32 |
| JAMAICA | 3 | 9 | 20 | 100 | 11 | 53 |
| BARBADOS | 2 | 13 | 7 | 58 | 4 | 31 |
| NETH ANTILL | | 8 | 29 | 128 | 16 | 69 |
| COLOMBIA | 17 | 87 | 88 | 1 006 | 49 | 540 |
| VENEZUELA | 281 | 1 122 | 1 661 | 5 161 | 916 | 2 788 |
| SURINAM | 1 | 9 | 17 | 64 | 10 | 36 |
| ECUADOR | 61 | 90 | 381 | 790 | 212 | 431 |
| BRAZIL | 289 | 781 | 3 362 | 6 564 | 1 854 | 3 565 |
| CHILE | 106 | 231 | 824 | 1 704 | 452 | 922 |
| BOLIVIA | 8 | 28 | 59 | 221 | 29 | 118 |
| PARAGUAY | 10 | 23 | 192 | 497 | 107 | 267 |
| UPUGUAY | 33 | 76 | 231 | 457 | 126 | 248 |
| ARGENTINA | 384 | 1 234 | 2 390 | 9 419 | 1 313 | 5 068 |
| CYPRUS | 9 | 34 | 81 | 252 | 43 | 135 |
| LEBANON | 54 | 130 | 277 | 685 | 154 | 366 |
| SYRIA | 20 | 62 | 89 | 505 | 50 | 273 |
| IRAQ | 269 | 337 | 3 223 | 3 964 | 1 782 | 2 178 |
| IRAN | 171 | 402 | 751 | 1 926 | 413 | 1 039 |
| ISRAEL | 165 | 422 | 1 100 | 2 987 | 605 | 1 614 |
| JORDAN | 18 | 68 | 411 | 789 | 227 | 429 |
| SAUDI ARABIA | 576 | 1 153 | 2 813 | 6 032 | 1 545 | 3 262 |
| KUWAIT | 14 | 180 | 263 | 2 101 | 144 | 1 127 |
| BAHRAIN | 7 | 33 | 56 | 351 | 31 | 186 |
| QATAR | 8 | 19 | 126 | 257 | 69 | 137 |
| ARAB EMIRAT | 89 | 277 | 822 | 2 434 | 452 | 1 313 |
| OMAN | 3 | 16 | 30 | 185 | 16 | 99 |
| AFGHANISTAN | | 1 | 1 | 83 | | 44 |
| PAKISTAN | 48 | 73 | 241 | 536 | 132 | 288 |
| INDIA | 27 | 116 | 562 | 2 121 | 312 | 1 148 |
| SRI LANKA | 11 | 18 | 116 | 175 | 62 | 95 |
| THAILAND | 75 | 174 | 334 | 1 107 | 183 | 599 |
| INDONESIA | 18 | 55 | 181 | 484 | 101 | 264 |
| MALAYSIA | 91 | 241 | 1 486 | 3 207 | 817 | 1 734 |
| SINGAPORE | 374 | 1 132 | 3 015 | 8 074 | 1 658 | 4 363 |
| PHILIPPINES | 22 | 70 | 68 | 417 | 37 | 224 |

6 IMPORTS AND EXPORTS (SPECIAL TRADE) BY GROUPS OF THE SITC AND BY COUNTRIES OF PRODUCTION AND CONSUMPTION 1979

| GROUP COUNTRY | DT = 100 KG | | 1 000 DM | | 1 000 \$ | |
|------------------|-------------|----------|-----------|----------|-----------|----------|
| | JULY/SEPT | JAN/SEPT | JULY/SEPT | JAN/SEPT | JULY/SEPT | JAN/SEPT |
| P REP CHINA | 89 | 268 | 1 672 | 4 941 | 916 | 2 662 |
| NORTH KOREA | 2 | 30 | 53 | 893 | 29 | 480 |
| SOUTH KOREA | 79 | 162 | 735 | 1 973 | 412 | 1 073 |
| JAPAN | 819 | 2 206 | 12 783 | 30 727 | 7 032 | 16 585 |
| TAIWAN | 41 | 85 | 741 | 1 517 | 414 | 833 |
| HONG KONG | 183 | 593 | 1 859 | 6 169 | 1 023 | 3 321 |
| AUSTRALIA | 518 | 1 656 | 4 132 | 14 943 | 2 269 | 8 021 |
| PAPUA NEW G | 1 | 10 | 30 | 89 | 17 | 48 |
| NEW ZEALAND | 87 | 259 | 476 | 2 251 | 262 | 1 204 |
| NEW CALEDON | 6 | 18 | 31 | 90 | 16 | 47 |
| FIJI | | 37 | 18 | 215 | 10 | 117 |
| FR POLYNESIA | 7 | 23 | 49 | 179 | 28 | 95 |
| 882 PHOTO,CINEMA | | | | | | |
| LIES | | | | | | |
| IMPORT. | 140 258 | 403 485 | 289 676 | 832 038 | 159 388 | 448 316 |
| FRANCE | 25 975 | 79 697 | 39 933 | 129 903 | 21 989 | 69 889 |
| BELGIUM LUX | 32 416 | 97 062 | 50 642 | 142 012 | 27 877 | 76 592 |
| NETHERLANDS | 17 158 | 50 699 | 30 689 | 95 799 | 16 893 | 51 582 |
| ITALY | 5 629 | 14 269 | 16 519 | 42 555 | 9 087 | 22 961 |
| UNTD KINGDOM | 15 502 | 38 188 | 30 528 | 76 316 | 17 004 | 41 163 |
| IRISH REP | | 10 | 3 | 108 | 2 | 59 |
| DENMARK | 96 | 273 | 215 | 804 | 119 | 432 |
| NORWAY | 12 | 16 | 156 | 187 | 84 | 101 |
| SWEDEN | 316 | 1 058 | 990 | 3 150 | 543 | 1 695 |
| FINLAND | | 24 | 1 | 54 | 1 | 30 |
| SWITZERLAND | 2 235 | 7 041 | 10 034 | 29 070 | 5 516 | 15 665 |
| AUSTRIA | 72 | 275 | 1 991 | 5 746 | 1 095 | 3 099 |
| PORTUGAL | 35 | 42 | 104 | 123 | 57 | 67 |
| SPAIN | 136 | 493 | 424 | 1 325 | 234 | 717 |
| YUGOSLAVIA | 77 | 376 | 185 | 742 | 101 | 397 |
| HUNGARY | 130 | 297 | 208 | 467 | 114 | 252 |
| USA | 27 463 | 81 185 | 75 745 | 220 951 | 41 665 | 118 987 |
| CANADA | 263 | 854 | 1 866 | 6 421 | 1 026 | 3 464 |
| JAPAN | 12 583 | 31 420 | 28 796 | 75 748 | 15 845 | 40 867 |
| HONG KONG | 4 | 23 | 42 | 200 | 23 | 110 |
| AUSTRALIA | 132 | 132 | 116 | 123 | 64 | 68 |
| EXPORTS | 153 167 | 457 834 | 277 561 | 853 903 | 152 778 | 460 031 |
| FRANCE | 23 963 | 80 953 | 45 477 | 155 821 | 25 036 | 83 824 |
| BELGIUM LUX | 8 329 | 26 861 | 14 359 | 47 245 | 7 902 | 25 438 |
| NETHERLANDS | 15 155 | 44 262 | 28 102 | 88 473 | 15 470 | 47 638 |
| ITALY | 13 548 | 39 827 | 25 061 | 77 308 | 13 768 | 41 646 |
| UNTD KINGDOM | 14 619 | 46 525 | 24 267 | 84 116 | 13 364 | 45 256 |
| IRISH REP | 351 | 1 726 | 961 | 3 595 | 533 | 1 938 |
| DENMARK | 3 727 | 11 823 | 5 657 | 19 933 | 3 119 | 10 747 |
| ICELAND | 187 | 432 | 279 | 663 | 155 | 364 |
| NORWAY | 1 536 | 5 404 | 3 500 | 10 756 | 1 930 | 5 793 |
| SWEDEN | 3 753 | 11 556 | 6 311 | 21 655 | 3 474 | 11 667 |
| FINLAND | 2 086 | 9 038 | 4 463 | 14 864 | 2 457 | 7 990 |
| SWITZERLAND | 5 972 | 18 613 | 11 141 | 36 162 | 6 128 | 19 474 |
| AUSTRIA | 5 002 | 15 449 | 9 055 | 28 454 | 4 985 | 15 317 |
| PORTUGAL | 726 | 1 701 | 1 509 | 3 311 | 827 | 1 786 |
| SPAIN | 3 161 | 9 542 | 6 114 | 18 159 | 3 373 | 9 783 |
| ANDORRA | 1 | 19 | 23 | 148 | 10 | 76 |
| MALTA | 82 | 304 | 212 | 663 | 116 | 355 |
| YUGOSLAVIA | 1 213 | 3 529 | 2 897 | 8 425 | 1 602 | 4 555 |
| GREECE | 1 590 | 5 563 | 2 641 | 9 638 | 1 453 | 5 196 |
| TURKEY | 807 | 2 445 | 2 227 | 5 095 | 1 229 | 2 759 |
| USSR | 592 | 751 | 868 | 1 368 | 430 | 741 |
| POLAND | 843 | 1 511 | 1 610 | 3 374 | 888 | 1 830 |
| CZECHOSLOVA | 405 | 1 263 | 846 | 2 634 | 466 | 1 417 |
| HUNGARY | 1 015 | 3 651 | 1 935 | 6 630 | 1 065 | 3 577 |
| RUMANIA | 344 | 740 | 868 | 1 840 | 476 | 992 |
| BULGARIA | 737 | 1 338 | 1 566 | 2 792 | 862 | 1 518 |
| ALBANIA | 1 | 114 | 3 | 170 | 2 | 91 |
| CANARY IS | 26 | 69 | 28 | 91 | 16 | 49 |
| MOROCCO | 268 | 490 | 461 | 923 | 256 | 502 |
| ALGERIA | 695 | 1 580 | 996 | 1 782 | 547 | 968 |
| TUNISIA | 360 | 1 212 | 812 | 2 818 | 446 | 1 518 |
| LIBYA | 419 | 918 | 318 | 1 135 | 175 | 615 |
| EGYPT | 392 | 1 296 | 581 | 2 008 | 320 | 1 076 |
| SUDAN | 97 | 208 | 138 | 282 | 77 | 152 |
| UPPER VOLTA | 14 | 71 | 19 | 70 | 11 | 39 |
| SENEGAL | 88 | 268 | 82 | 358 | 47 | 193 |
| GAMBIA | 4 | 30 | 19 | 73 | 10 | 38 |
| REP GUINEA | 14 | 25 | 28 | 56 | 15 | 30 |
| SIERRA LEONE | 19 | 81 | 40 | 134 | 25 | 77 |
| LIBERIA | 70 | 122 | 81 | 157 | 44 | 86 |
| IVORY COAST | 458 | 1 351 | 828 | 2 429 | 457 | 1 309 |
| GHANA | 9 | 249 | 18 | 512 | 9 | 275 |
| TOGO | 46 | 78 | 43 | 99 | 23 | 55 |
| BENIN | 35 | 58 | 91 | 138 | 51 | 77 |
| NIGERIA | 3 326 | 6 538 | 4 932 | 10 387 | 2 711 | 5 605 |
| CAMEROON | 74 | 277 | 112 | 383 | 61 | 208 |
| GABON | 27 | 86 | 25 | 93 | 14 | 50 |
| ZAIRE | 146 | 187 | 284 | 368 | 155 | 197 |
| RWANDA | 13 | 63 | 18 | 77 | 9 | 41 |
| ANGOLA | 120 | 226 | 322 | 564 | 176 | 307 |
| ETHIOPIA | 175 | 587 | 303 | 1 083 | 157 | 584 |

6 IMPORTS AND EXPORTS (SPECIAL TRADE) BY GROUPS OF THE SITC AND BY COUNTRIES OF PRODUCTION AND CONSUMPTION 1979

| GROUP COUNTRY | DT = 100 KG | | 1 000 DM | | 1 000 \$ | |
|------------------|-------------|----------|-----------|----------|-----------|----------|
| | JULY/SEPT | JAN/SEPT | JULY/SEPT | JAN/SEPT | JULY/SEPT | JAN/SEPT |
| DJIBOUTI | 16 | 32 | 100 | 205 | 56 | 113 |
| KENYA | 110 | 245 | 226 | 561 | 123 | 297 |
| TANZANIA | 59 | 108 | 92 | 180 | 52 | 97 |
| MOZAMBIQUE | 33 | 220 | 212 | 512 | 118 | 279 |
| MADAGASCAR | 141 | 258 | 219 | 473 | 121 | 254 |
| REUNION | 49 | 123 | 118 | 257 | 67 | 142 |
| MAURITIUS | 38 | 72 | 113 | 247 | 59 | 130 |
| ZAMBIA | 133 | 300 | 237 | 601 | 131 | 326 |
| MALAWI | 19 | 52 | 13 | 110 | 7 | 57 |
| REP S AFRICA | 2 924 | 8 444 | 6 726 | 18 877 | 3 707 | 10 186 |
| USA | 12 182 | 30 739 | 23 096 | 58 914 | 12 716 | 31 872 |
| CANADA | 385 | 736 | 556 | 1 267 | 308 | 687 |
| MEXICO | 512 | 1 218 | 1 196 | 2 649 | 658 | 1 433 |
| GUATEMALA | 121 | 265 | 157 | 358 | 86 | 192 |
| REP HONDURAS | 45 | 80 | 71 | 120 | 36 | 63 |
| EL SALVADOR | 23 | 103 | 47 | 206 | 25 | 108 |
| NICARAGUA | | 80 | | 231 | | 121 |
| COSTA RICA | 45 | 137 | 62 | 210 | 36 | 115 |
| PANAM EX CZ | 37 | 80 | 46 | 91 | 25 | 51 |
| CUBA | 7 | 27 | 12 | 71 | 5 | 36 |
| DOMINIC REP | 31 | 135 | 45 | 205 | 26 | 107 |
| JAMAICA | 100 | 139 | 138 | 162 | 76 | 89 |
| BARBADOS | 16 | 54 | 29 | 80 | 16 | 42 |
| TRINIDAD TOB | 51 | 71 | 105 | 153 | 58 | 85 |
| NETH ANTILL | 39 | 73 | 100 | 208 | 55 | 113 |
| COLOMBIA | 145 | 742 | 278 | 1 191 | 151 | 637 |
| VENEZUELA | 746 | 2 475 | 1 552 | 5 088 | 854 | 2 745 |
| SURINAM | 22 | 83 | 44 | 117 | 24 | 61 |
| ECUADOR | 192 | 387 | 284 | 663 | 157 | 358 |
| PERU | 38 | 82 | 95 | 210 | 51 | 112 |
| BRAZIL | 251 | 759 | 595 | 2 244 | 325 | 1 205 |
| CHILE | 368 | 1 154 | 1 304 | 3 355 | 717 | 1 814 |
| BOLIVIA | 106 | 303 | 234 | 632 | 129 | 342 |
| PARAGUAY | 66 | 128 | 63 | 174 | 33 | 93 |
| URUGUAY | 3 | 86 | 23 | 137 | 12 | 75 |
| ARGENTINA | 271 | 1 218 | 651 | 2 766 | 355 | 1 485 |
| CYPRUS | 199 | 586 | 371 | 1 107 | 260 | 593 |
| LEBANON | 483 | 1 669 | 582 | 1 754 | 322 | 951 |
| SYRIA | 466 | 845 | 399 | 839 | 219 | 455 |
| IRAQ | 678 | 3 092 | 1 186 | 6 557 | 652 | 3 512 |
| IRAN | 3 099 | 4 981 | 4 957 | 8 107 | 2 719 | 4 383 |
| ISRAEL | 981 | 3 066 | 1 978 | 5 696 | 1 088 | 3 070 |
| JORDAN | 135 | 561 | 152 | 613 | 84 | 329 |
| SAUDI ARABIA | 1 158 | 4 389 | 1 163 | 4 144 | 638 | 2 227 |
| KUWAIT | 576 | 2 069 | 947 | 2 973 | 523 | 1 605 |
| BAHRAIN | 132 | 464 | 263 | 851 | 143 | 453 |
| QATAR | 65 | 255 | 131 | 398 | 74 | 217 |
| ARAB EMIRAT | 477 | 1 224 | 827 | 2 300 | 454 | 1 240 |
| OMAN | 66 | 220 | 125 | 686 | 68 | 368 |
| NORTH YEMEN | 118 | 162 | 173 | 244 | 96 | 133 |
| AFGHANISTAN | 47 | 118 | 68 | 197 | 37 | 107 |
| PAKISTAN | 217 | 832 | 391 | 1 344 | 212 | 722 |
| INDIA | 358 | 517 | 935 | 1 498 | 509 | 812 |
| BANGLADESH | 9 | 55 | 17 | 71 | 8 | 34 |
| SRI LANKA | 45 | 129 | 103 | 194 | 58 | 105 |
| NEPAL | 6 | 16 | 11 | 68 | 5 | 37 |
| BURMA | 17 | 35 | 53 | 94 | 30 | 52 |
| THAILAND | 314 | 852 | 319 | 878 | 175 | 469 |
| INDONESIA | 361 | 901 | 547 | 1 069 | 298 | 576 |
| MALAYSIA | 495 | 1 054 | 555 | 1 255 | 304 | 675 |
| SINGAPORE | 501 | 999 | 631 | 1 325 | 346 | 718 |
| PHILIPPINES | 605 | 675 | 152 | 289 | 107 | 158 |
| P RFP CHINA | 23 | 70 | 35 | 82 | 20 | 46 |
| JAPAN | 1 750 | 4 748 | 3 538 | 7 391 | 1 835 | 4 002 |
| TAIWAN | 214 | 962 | 365 | 1 629 | 199 | 873 |
| HONG KONG | 743 | 2 164 | 1 115 | 3 421 | 612 | 1 849 |
| AUSTRALIA | 1 252 | 5 079 | 2 136 | 8 126 | 1 172 | 4 367 |
| PAPUA NEW G | 6 | 66 | 20 | 110 | 9 | 57 |
| NEW ZEALAND | 877 | 2 279 | 1 888 | 4 809 | 1 039 | 2 594 |
| NEW CALEDON | 23 | 80 | 51 | 158 | 30 | 88 |
| FR POLYNESIA | 25 | 92 | 57 | 203 | 31 | 110 |

383 DEVELOPED CINEMA FILM

| | | | | | | |
|--------------|-------|-------|--------|--------|-------|--------|
| IMPORTS | 1 042 | 3 159 | 13 871 | 40 076 | 7 640 | 21 617 |
| FRANCE | 112 | 344 | 1 663 | 4 764 | 920 | 2 576 |
| BELGIUM LUX | 6 | 45 | 58 | 303 | 31 | 160 |
| NETHERLANDS | 142 | 332 | 1 208 | 2 814 | 665 | 1 522 |
| ITALY | 170 | 486 | 1 729 | 5 001 | 948 | 2 693 |
| UNTD KINGDOM | 272 | 776 | 3 927 | 10 236 | 2 165 | 5 524 |
| DENMARK | 191 | 748 | 1 522 | 6 051 | 838 | 3 257 |
| SWEDEN | 4 | 17 | 94 | 186 | 54 | 104 |
| SWITZERLAND | 13 | 35 | 1 088 | 2 546 | 601 | 1 378 |
| AUSTRIA | 11 | 18 | 154 | 302 | 84 | 163 |
| SPAIN | 8 | 20 | 157 | 409 | 87 | 221 |
| TURKEY | | 8 | 10 | 125 | 5 | 67 |
| USSR | 3 | 6 | 105 | 203 | 57 | 108 |
| POLAND | 2 | 3 | 32 | 70 | 18 | 39 |
| HUNGARY | 1 | 6 | 10 | 111 | 6 | 63 |
| USA | 81 | 261 | 1 706 | 5 957 | 937 | 3 205 |
| CANADA | 1 | 3 | 28 | 78 | 16 | 40 |

6 IMPORTS AND EXPORTS (SPECIAL TRADE) BY GROUPS OF THE SITC AND BY COUNTRIES OF PRODUCTION AND CONSUMPTION 1979

| GROUP COUNTRY | DT = 100 KG JULY/SEPT | JAN/SEPT | 1 000 DM JULY/SEPT | JAN/SEPT | 1 000 \$ JULY/SEPT | JAN/SEPT |
|------------------|--------------------------|----------|-----------------------|----------|-----------------------|----------|
| JAPAN | 5 | 8 | 82 | 204 | 45 | 112 |
| HONG KONG | 14 | 30 | 163 | 362 | 90 | 197 |
| EXPORTS | 404 | 1 274 | 5 389 | 18 989 | 2 968 | 10 225 |
| FRANCE | 48 | 166 | 530 | 2 233 | 291 | 1 203 |
| BELGIUM LUX | 12 | 46 | 237 | 763 | 134 | 415 |
| NETHERLANDS | 115 | 360 | 1 072 | 3 877 | 594 | 2 094 |
| ITALY | 11 | 36 | 146 | 525 | 80 | 284 |
| UNITED KINGDOM | 5 | 23 | 157 | 498 | 86 | 268 |
| DENMARK | 11 | 41 | 227 | 743 | 124 | 400 |
| NORWAY | 4 | 28 | 71 | 451 | 39 | 239 |
| SWEDEN | 4 | 17 | 98 | 350 | 56 | 189 |
| FINLAND | 1 | 2 | 25 | 71 | 14 | 40 |
| SWITZERLAND | 29 | 107 | 506 | 1 884 | 277 | 1 014 |
| AUSTRIA | 96 | 289 | 1 080 | 4 175 | 596 | 2 245 |
| PORTUGAL | 3 | 5 | 45 | 89 | 26 | 51 |
| SPAIN | 4 | 21 | 58 | 291 | 32 | 160 |
| YUGOSLAVIA | 2 | 4 | 46 | 110 | 24 | 59 |
| GREECE | 6 | 20 | 48 | 215 | 25 | 112 |
| POLAND | 1 | 7 | 7 | 76 | 4 | 41 |
| HUNGARY | 2 | 2 | 43 | 64 | 23 | 34 |
| USA | 18 | 30 | 273 | 728 | 150 | 395 |
| CANADA | 2 | 5 | 28 | 100 | 16 | 52 |
| ARGENTINA | 8 | 14 | 105 | 182 | 55 | 98 |
| IRAN | 6 | 7 | 50 | 58 | 29 | 33 |
| ISRAEL | 1 | 7 | 29 | 98 | 16 | 49 |
| JAPAN | 1 | 1 | 55 | 149 | 29 | 79 |
| HONG KONG | 3 | 9 | 54 | 161 | 30 | 88 |
| AUSTRALIA | 1 | 4 | 27 | 116 | 14 | 62 |

884 OPTICAL GOODS NES

| | | | | | | |
|----------------|-------|--------|---------|---------|--------|---------|
| IMPORTS | 6 559 | 18 877 | 126 422 | 376 283 | 69 582 | 202 685 |
| FRANCE | 995 | 3 390 | 18 345 | 59 762 | 10 095 | 32 177 |
| BELGIUM LUX | 22 | 116 | 513 | 2 303 | 282 | 1 243 |
| NETHERLANDS | 75 | 275 | 1 527 | 4 847 | 834 | 2 606 |
| ITALY | 341 | 1 436 | 5 841 | 25 581 | 3 210 | 13 736 |
| UNITED KINGDOM | 207 | 634 | 2 697 | 7 359 | 1 482 | 3 969 |
| IRISH REP | 122 | 496 | 2 233 | 9 579 | 1 232 | 5 134 |
| DENMARK | 52 | 62 | 209 | 667 | 113 | 361 |
| NORWAY | 1 | 1 | 15 | 35 | 6 | 43 |
| SWEDEN | 13 | 61 | 1 318 | 4 911 | 724 | 2 635 |
| SWITZERLAND | 547 | 892 | 8 254 | 26 247 | 4 550 | 14 150 |
| AUSTRIA | 308 | 903 | 7 910 | 27 514 | 4 350 | 14 779 |
| PORTUGAL | 13 | 25 | 238 | 644 | 131 | 346 |
| SPAIN | 28 | 93 | 295 | 1 059 | 160 | 573 |
| MALTA | 152 | 580 | 6 472 | 26 598 | 3 560 | 14 253 |
| YUGOSLAVIA | 47 | 107 | 291 | 782 | 160 | 423 |
| HUNGARY | 36 | 85 | 620 | 1 318 | 340 | 710 |
| ROMANIA | 41 | 158 | 1 025 | 2 928 | 562 | 1 577 |
| USA | 333 | 1 016 | 6 150 | 18 385 | 3 383 | 9 909 |
| CANADA | 14 | 60 | 841 | 2 728 | 465 | 1 473 |
| BRAZIL | 6 | 96 | 50 | 464 | 28 | 247 |
| ISRAEL | 1 | 9 | 44 | 155 | 25 | 85 |
| SAUDI ARABIA | | 1 | | 67 | | 36 |
| SINGAPORE | 65 | 161 | 1 050 | 2 158 | 579 | 1 168 |
| SOUTH KOREA | 238 | 487 | 2 511 | 4 703 | 1 387 | 2 558 |
| JAPAN | 2 535 | 6 388 | 55 792 | 138 503 | 30 724 | 74 759 |
| TAIWAN | 104 | 591 | 1 098 | 4 174 | 604 | 2 249 |
| HONG KONG | 226 | 624 | 636 | 1 495 | 351 | 807 |
| AUSTRALIA | 21 | 74 | 251 | 843 | 138 | 452 |
| EXPORTS | 3 914 | 12 253 | 177 036 | 550 997 | 97 506 | 296 993 |
| FRANCE | 288 | 961 | 11 215 | 36 831 | 6 183 | 19 842 |
| BELGIUM LUX | 193 | 556 | 6 512 | 19 083 | 3 590 | 10 304 |
| NETHERLANDS | 431 | 1 384 | 19 880 | 62 981 | 10 949 | 33 927 |
| ITALY | 251 | 876 | 7 975 | 27 248 | 4 395 | 14 668 |
| UNITED KINGDOM | 196 | 677 | 9 592 | 30 173 | 5 275 | 16 252 |
| IRISH REP | 33 | 85 | 1 039 | 2 498 | 572 | 1 349 |
| DENMARK | 120 | 391 | 5 436 | 17 497 | 2 995 | 9 431 |
| ICELAND | 1 | 13 | 108 | 490 | 58 | 262 |
| NORWAY | 79 | 264 | 2 679 | 8 735 | 1 473 | 4 711 |
| SWEDEN | 183 | 698 | 10 696 | 36 391 | 5 997 | 19 590 |
| FINLAND | 44 | 155 | 1 511 | 5 117 | 833 | 2 758 |
| SWITZERLAND | 227 | 785 | 9 922 | 35 111 | 5 467 | 18 909 |
| AUSTRIA | 564 | 1 521 | 16 515 | 48 684 | 9 097 | 26 243 |
| PORTUGAL | 29 | 105 | 1 753 | 6 284 | 965 | 3 382 |
| SPAIN | 68 | 200 | 3 149 | 9 361 | 1 743 | 5 060 |
| MALTA | 66 | 240 | 2 290 | 7 669 | 1 262 | 4 122 |
| YUGOSLAVIA | 9 | 24 | 430 | 1 176 | 234 | 635 |
| GREECE | 15 | 46 | 571 | 1 619 | 316 | 877 |
| TURKEY | 10 | 16 | 176 | 527 | 100 | 291 |
| USSR | 37 | 73 | 1 346 | 4 549 | 742 | 2 465 |
| POLAND | | 4 | 37 | 226 | 21 | 123 |
| CZECHOSLOVAKIA | 9 | 24 | 576 | 1 304 | 314 | 699 |
| HUNGARY | 14 | 60 | 562 | 1 768 | 308 | 953 |
| ROMANIA | 5 | 12 | 492 | 888 | 273 | 482 |
| BULGARIA | 8 | 21 | 146 | 521 | 79 | 276 |
| CANARY IS | 1 | 1 | 96 | 281 | 49 | 146 |

6 IMPORTS AND EXPORTS (SPECIAL TRADE) BY GROUPS OF THE SITC AND BY COUNTRIES OF PRODUCTION AND CONSUMPTION 1979

| GROUP COUNTRY | DT = 100 KG | | 1 000 DM | | 1 000 \$ | |
|------------------------|-------------|----------|-----------|----------|-----------|----------|
| | JULY/SEPT | JAN/SEPT | JULY/SEPT | JAN/SEPT | JULY/SEPT | JAN/SEPT |
| MOROCCO | 1 | 4 | 51 | 166 | 28 | 89 |
| ALGERIA | | 7 | 37 | 313 | 20 | 165 |
| LIBYA | 4 | 5 | 62 | 170 | 37 | 93 |
| EGYPT | 6 | 15 | 211 | 473 | 116 | 255 |
| LIBERIA | | | 28 | 99 | 16 | 53 |
| GHANA | | | 17 | 137 | 8 | 71 |
| NIGERIA | 1 | 5 | 258 | 554 | 140 | 301 |
| ZAIRE | | | 23 | 57 | 12 | 30 |
| ANGOLA | 1 | 2 | 59 | 130 | 33 | 72 |
| KENYA | 1 | 3 | 176 | 327 | 96 | 176 |
| MADAGASCAR | | | 53 | 66 | 29 | 36 |
| MAURITIUS | | | 6 | 81 | 4 | 42 |
| ZAMBIA | | 5 | 7 | 84 | 4 | 42 |
| REP S AFRICA | 31 | 87 | 1 656 | 4 555 | 907 | 2 465 |
| USA | 271 | 891 | 15 598 | 48 673 | 8 605 | 26 249 |
| CANADA | 91 | 240 | 3 173 | 10 874 | 1 749 | 5 872 |
| MEXICO | 3 | 11 | 596 | 1 871 | 328 | 1 010 |
| EL SALVADOR | | 1 | 32 | 75 | 18 | 37 |
| CUBA | 17 | 47 | 206 | 464 | 113 | 249 |
| TRINIDAD TOB | | | 35 | 96 | 19 | 50 |
| NETH ANTILL | 1 | 3 | 214 | 541 | 118 | 294 |
| COLOMBIA | 3 | 5 | 103 | 210 | 55 | 111 |
| VENEZUELA | 5 | 40 | 417 | 1 325 | 229 | 710 |
| SURINAM | | | 6 | 58 | 4 | 32 |
| BRAZIL | 23 | 61 | 1 386 | 3 473 | 761 | 1 877 |
| CHILE | 5 | 25 | 363 | 967 | 233 | 524 |
| PARAGUAY | | 7 | 75 | 273 | 40 | 143 |
| ARGENTINA | 17 | 25 | 561 | 1 280 | 308 | 690 |
| CYPRUS | | 2 | 26 | 112 | 15 | 57 |
| LEBANON | 5 | 8 | 71 | 267 | 38 | 144 |
| SYRIA | 3 | 9 | 158 | 409 | 87 | 217 |
| IRAQ | 3 | 4 | 217 | 290 | 119 | 155 |
| IRAN | 27 | 28 | 703 | 785 | 385 | 429 |
| ISRAEL | 4 | 20 | 692 | 2 660 | 381 | 1 432 |
| SAUDI ARABIA | 22 | 61 | 1 338 | 3 103 | 738 | 1 681 |
| KUWAIT | 4 | 14 | 390 | 1 062 | 217 | 575 |
| BAHRAIN | | 1 | 78 | 244 | 42 | 136 |
| QATAR | 2 | 3 | 42 | 121 | 23 | 65 |
| ARAB EMIRAT | | 9 | 164 | 549 | 94 | 299 |
| OMAN | 1 | 1 | 63 | 111 | 35 | 62 |
| AFGHANISTAN | | 1 | | 63 | | 34 |
| PAKISTAN | 1 | 4 | 24 | 136 | 11 | 72 |
| INDIA | 5 | 25 | 339 | 929 | 190 | 503 |
| THAILAND | 3 | 9 | 225 | 612 | 125 | 331 |
| INDONESIA | 22 | 33 | 347 | 610 | 192 | 331 |
| MALAYSIA | | | 48 | 100 | 27 | 53 |
| SINGAPORE | 84 | 250 | 4 396 | 11 047 | 2 416 | 5 969 |
| PHILIPPINES | 1 | 1 | 75 | 157 | 41 | 87 |
| P REP CHINA | | 2 | 93 | 358 | 53 | 194 |
| SOUTH KOREA | 26 | 37 | 157 | 648 | 87 | 347 |
| JAPAN | 203 | 603 | 15 119 | 48 481 | 8 335 | 26 141 |
| TAIWAN | 9 | 32 | 809 | 1 792 | 445 | 966 |
| HONG KONG | 58 | 201 | 7 761 | 22 653 | 4 234 | 12 214 |
| AUSTRALIA | 56 | 168 | 2 697 | 6 835 | 1 486 | 3 702 |
| AUST OCEANIA | | 1 | | 191 | | 101 |
| NEW ZEALAND | 5 | 28 | 312 | 1 043 | 172 | 561 |
| AMER OCEANIA | | | 15 | 67 | 8 | 33 |
| 885 WATCHES AND CLOCKS | | | | | | |
| IMPORTS | 20 290 | 62 484 | 226 353 | 661 011 | 124 769 | 356 444 |
| FRANCE | 1 106 | 3 788 | 12 174 | 53 542 | 6 709 | 28 772 |
| BELGIUM LUX | 201 | 956 | 1 343 | 4 094 | 740 | 2 209 |
| NETHERLANDS | 279 | 974 | 1 700 | 5 194 | 940 | 2 795 |
| ITALY | 1 258 | 3 912 | 8 999 | 28 431 | 4 959 | 15 322 |
| UNTD KINGDOM | 230 | 698 | 5 075 | 15 791 | 2 789 | 8 520 |
| IRISH REP | 4 | 10 | 97 | 291 | 54 | 158 |
| DENMARK | 23 | 98 | 186 | 598 | 101 | 321 |
| NORWAY | | 9 | 16 | 115 | 7 | 61 |
| SWEDEN | 103 | 228 | 407 | 957 | 222 | 513 |
| SWITZERLAND | 1 378 | 4 035 | 77 746 | 226 927 | 42 847 | 122 256 |
| AUSTRIA | 94 | 223 | 461 | 1 465 | 255 | 793 |
| PORTUGAL | 53 | 191 | 321 | 1 466 | 176 | 788 |
| SPAIN | 9 | 71 | 38 | 224 | 21 | 118 |
| YUGOSLAVIA | 146 | 313 | 184 | 427 | 100 | 228 |
| USSR | 257 | 725 | 597 | 1 482 | 330 | 800 |
| POLAND | 427 | 1 185 | 864 | 2 439 | 477 | 1 321 |
| CZECHOSLOVA | 116 | 436 | 198 | 775 | 108 | 415 |
| HUNGARY | 14 | 151 | 32 | 255 | 18 | 138 |
| RUMANIA | 404 | 1 747 | 265 | 1 131 | 146 | 607 |
| MOROCCO | 1 | 7 | 113 | 728 | 62 | 387 |
| NIGER | | | | 56 | | 30 |
| USA | 222 | 653 | 1 766 | 5 620 | 970 | 3 027 |
| CANADA | 1 | 1 | 48 | 202 | 27 | 109 |
| PANAM EX CZ | 4 | 4 | 55 | 55 | 30 | 30 |
| BARBADOS | 2 | 3 | 22 | 76 | 13 | 43 |
| ARGENTINA | 15 | 102 | 51 | 211 | 26 | 111 |
| ISRAEL | | 29 | 2 | 80 | 1 | 44 |
| BAHRAIN | | 30 | | 78 | | 42 |
| THAILAND | | 1 | 69 | 214 | 38 | 116 |
| MALAYSIA | 343 | 892 | 1 637 | 4 844 | 904 | 2 616 |

6 IMPORTS AND EXPORTS (SPECIAL TRADE) BY GROUPS OF THE SITC AND BY COUNTRIES OF PRODUCTION AND CONSUMPTION 1979

| GROUP COUNTRY | DT = 100 KG | | 1 000 DM | | 1 000 \$ | |
|------------------|-------------|----------|-----------|----------|-----------|----------|
| | JULY/SEPT | JAN/SEPT | JULY/SEPT | JAN/SEPT | JULY/SEPT | JAN/SEPT |
| SINGAPORE | 290 | 850 | 1 615 | 3 306 | 893 | 1 801 |
| PHILIPPINES | 324 | 829 | 2 730 | 7 793 | 1 500 | 4 196 |
| P REP CHINA | 78 | 341 | 69 | 344 | 38 | 184 |
| SOUTH KOREA | 876 | 3 733 | 4 809 | 16 170 | 2 648 | 8 723 |
| JAPAN | 1 180 | 3 397 | 20 690 | 63 037 | 11 405 | 33 989 |
| TAIWAN | 870 | 2 005 | 4 679 | 14 933 | 2 581 | 8 049 |
| HONG KONG | 9 965 | 29 804 | 77 166 | 197 415 | 42 566 | 106 685 |
| EXPORTS | 31 288 | 96 435 | 224 873 | 681 098 | 123 865 | 367 157 |
| FRANCE | 3 544 | 12 500 | 23 749 | 81 524 | 13 091 | 43 917 |
| BELGIUM LUX | 1 416 | 4 814 | 7 513 | 25 678 | 4 135 | 13 813 |
| NETHERLANDS | 2 607 | 7 905 | 21 437 | 61 675 | 11 824 | 33 285 |
| ITALY | 2 380 | 7 890 | 15 876 | 50 248 | 8 762 | 27 081 |
| UNTD KINGDOM | 3 521 | 10 098 | 23 461 | 66 268 | 12 916 | 35 748 |
| IRISH REP | 153 | 377 | 1 393 | 3 270 | 769 | 1 771 |
| DENMARK | 793 | 2 306 | 5 123 | 14 256 | 2 826 | 7 704 |
| ICELAND | 27 | 49 | 113 | 263 | 60 | 139 |
| NORWAY | 390 | 1 354 | 2 410 | 7 500 | 1 326 | 4 036 |
| SWEDEN | 989 | 2 738 | 6 748 | 19 637 | 3 727 | 10 605 |
| FINLAND | 360 | 1 358 | 2 563 | 8 012 | 1 407 | 4 308 |
| SWITZERLAND | 1 327 | 4 079 | 20 579 | 66 941 | 11 333 | 36 062 |
| AUSTRIA | 1 257 | 3 435 | 10 958 | 29 387 | 6 047 | 15 877 |
| PORTUGAL | 255 | 838 | 1 221 | 4 211 | 674 | 2 277 |
| SPAIN | 1 104 | 3 924 | 6 853 | 23 378 | 3 770 | 12 570 |
| ANDORRA | 51 | 128 | 553 | 1 485 | 306 | 803 |
| MALTA | 100 | 234 | 379 | 851 | 207 | 461 |
| YUGOSLAVIA | 302 | 1 080 | 2 193 | 10 447 | 1 208 | 5 607 |
| GREECE | 152 | 753 | 859 | 3 387 | 475 | 1 820 |
| TURKEY | 210 | 524 | 1 873 | 4 023 | 1 036 | 2 186 |
| USSR | 1 | 1 | 58 | 68 | 31 | 36 |
| POLAND | 83 | 168 | 399 | 1 004 | 220 | 539 |
| CZECHOSLOVA | 31 | 89 | 366 | 905 | 201 | 485 |
| HUNGARY | 91 | 274 | 414 | 1 262 | 230 | 682 |
| RUMANIA | 110 | 200 | 143 | 458 | 79 | 247 |
| BULGARIA | 52 | 56 | 343 | 508 | 188 | 277 |
| CANARY IS | 77 | 209 | 542 | 1 570 | 301 | 847 |
| MOROCCO | 10 | 65 | 54 | 291 | 28 | 155 |
| CEUTA MEL | 22 | 108 | 291 | 637 | 159 | 345 |
| ALGERIA | 253 | 268 | 936 | 1 138 | 518 | 626 |
| TUNISIA | 4 | 33 | 44 | 242 | 24 | 134 |
| LIBYA | 85 | 97 | 887 | 1 378 | 487 | 746 |
| EGYPT | 50 | 135 | 182 | 526 | 101 | 283 |
| NIGERIA | 14 | 23 | 276 | 356 | 150 | 195 |
| RWANDA | 1 | 1 | 43 | 65 | 24 | 35 |
| KENYA | | 12 | 30 | 108 | 15 | 57 |
| REP S AFRICA | 141 | 378 | 1 680 | 3 933 | 923 | 2 113 |
| USA | 5 008 | 16 814 | 24 379 | 76 659 | 13 408 | 41 296 |
| CANADA | 745 | 1 695 | 3 336 | 8 469 | 1 830 | 4 565 |
| MEXICO | 45 | 146 | 1 751 | 4 352 | 964 | 2 346 |
| BERMUDA | 2 | 16 | 20 | 129 | 11 | 72 |
| GUATEMALA | 5 | 14 | 44 | 102 | 26 | 56 |
| EL SALVADOR | 1 | 3 | 82 | 101 | 45 | 56 |
| PANAM EX CZ | 2 | 4 | 144 | 304 | 79 | 164 |
| AM VIRGIN IS | 16 | 78 | 2 062 | 7 750 | 1 139 | 4 175 |
| BARBADOS | 4 | 9 | 38 | 95 | 20 | 51 |
| NETH ANTILL | 17 | 24 | 285 | 402 | 155 | 215 |
| COLOMBIA | 59 | 127 | 260 | 650 | 140 | 348 |
| VENEZUELA | 56 | 160 | 500 | 1 166 | 273 | 629 |
| ECUADOR | 1 | 7 | 32 | 79 | 17 | 44 |
| PERU | 27 | 50 | 118 | 254 | 65 | 137 |
| BRAZIL | 212 | 354 | 1 672 | 2 684 | 920 | 1 460 |
| CHILE | 50 | 116 | 362 | 777 | 198 | 418 |
| BOLIVIA | 8 | 23 | 39 | 129 | 23 | 72 |
| PARAGUAY | 4 | 18 | 30 | 176 | 17 | 92 |
| URUGUAY | 4 | 6 | 70 | 100 | 39 | 54 |
| ARGENTINA | 310 | 518 | 2 005 | 3 731 | 1 107 | 2 029 |
| CYPRUS | 4 | 16 | 26 | 108 | 13 | 52 |
| LEBANON | 5 | 26 | 139 | 336 | 77 | 178 |
| SYRIA | 45 | 91 | 149 | 618 | 80 | 328 |
| IRAQ | | | 10 | 198 | 3 | 102 |
| IRAN | 233 | 379 | 832 | 1 381 | 457 | 747 |
| ISRAEL | 169 | 491 | 794 | 2 602 | 438 | 1 408 |
| JORDAN | 2 | 6 | 18 | 70 | 10 | 39 |
| SAUDI ARABIA | 618 | 1 779 | 2 314 | 7 156 | 1 277 | 3 857 |
| KUWAIT | 99 | 238 | 477 | 2 237 | 371 | 1 204 |
| BAHRAIN | 20 | 61 | 95 | 306 | 55 | 169 |
| QATAR | 18 | 28 | 170 | 648 | 94 | 350 |
| ARAB EMIRAT | 208 | 555 | 870 | 2 860 | 475 | 1 532 |
| OMAN | 25 | 95 | 322 | 752 | 178 | 405 |
| NORTH YEMEN | | 23 | 5 | 93 | 3 | 50 |
| SOUTH YEMEN | | 28 | 2 | 98 | 1 | 52 |
| AFGHANISTAN | 1 | 5 | 51 | 197 | 28 | 106 |
| PAKISTAN | 3 | 12 | 25 | 57 | 14 | 30 |
| INDIA | 36 | 116 | 1 136 | 3 757 | 627 | 2 027 |
| SRI LANKA | | 6 | 15 | 71 | 6 | 35 |
| THAILAND | 29 | 111 | 195 | 616 | 105 | 326 |
| INDONESIA | 34 | 115 | 183 | 473 | 102 | 255 |
| MALAYSIA | 15 | 31 | 115 | 327 | 63 | 175 |
| SINGAPORE | 66 | 229 | 1 056 | 2 130 | 584 | 1 165 |
| PHILIPPINES | 5 | 20 | 57 | 336 | 29 | 176 |
| P REP CHINA | | | | 95 | | 50 |

6 IMPORTS AND EXPORTS (SPECIAL TRADE) BY GROUPS OF THE SITC AND BY COUNTRIES OF PRODUCTION AND CONSUMPTION 1979

| GROUP COUNTRY | DT = 100 KG | | 1 000 DM | | 1 000 \$ | |
|--------------------|-------------|-----------|-----------|-----------|-----------|----------|
| | JULY/SEPT | JAN/SEPT | JULY/SEPT | JAN/SEPT | JULY/SEPT | JAN/SEPT |
| NORTH KOREA | | 67 | | 110 | | 58 |
| SOUTH KOREA | 43 | 209 | 2 093 | 9 289 | 1 154 | 5 003 |
| JAPAN | 250 | 811 | 2 364 | 5 603 | 1 301 | 3 026 |
| TAIWAN | 152 | 577 | 901 | 4 724 | 498 | 2 542 |
| HONG KONG | 81 | 263 | 6 489 | 19 016 | 3 569 | 10 251 |
| AUSTRALIA | 438 | 1 032 | 3 073 | 7 567 | 1 696 | 4 093 |
| NEW ZEALAND | 120 | 240 | 503 | 1 154 | 279 | 621 |
| 892 PRINTED MATTER | | | | | | |
| IMPORTS | 380 785 | 925 405 | 235 645 | 632 418 | 129 725 | 341 588 |
| FRANCE | 58 972 | 117 775 | 27 586 | 64 598 | 15 156 | 34 970 |
| BELGIUM LUX | 17 820 | 51 372 | 9 900 | 32 248 | 5 449 | 17 376 |
| NETHERLANDS | 46 218 | 116 787 | 23 393 | 67 306 | 12 883 | 36 307 |
| ITALY | 92 641 | 231 956 | 42 478 | 108 997 | 23 383 | 58 973 |
| UNTD KINGDOM | 17 557 | 46 176 | 17 332 | 47 489 | 9 544 | 25 622 |
| IRISH REP | 1 496 | 4 376 | 1 498 | 4 708 | 827 | 2 536 |
| DENMARK | 4 901 | 11 906 | 5 522 | 15 083 | 3 039 | 8 143 |
| NORWAY | 223 | 2 277 | 540 | 5 292 | 296 | 2 827 |
| SWEDEN | 4 518 | 13 754 | 4 410 | 13 476 | 2 432 | 7 274 |
| FINLAND | 1 799 | 6 177 | 721 | 2 513 | 396 | 1 345 |
| SWITZERLAND | 39 258 | 89 949 | 37 294 | 98 902 | 20 551 | 53 447 |
| AUSTRIA | 52 660 | 124 728 | 32 557 | 84 870 | 17 927 | 45 862 |
| PORTUGAL | 142 | 469 | 350 | 748 | 191 | 403 |
| SPAIN | 4 859 | 14 580 | 2 611 | 7 621 | 1 439 | 4 117 |
| YUGOSLAVIA | 4 211 | 13 310 | 1 860 | 5 568 | 1 028 | 3 011 |
| GREECE | 1 044 | 3 636 | 837 | 2 690 | 464 | 1 452 |
| TURKEY | 1 017 | 2 550 | 515 | 1 163 | 282 | 627 |
| USSR | 288 | 1 121 | 143 | 499 | 77 | 269 |
| POLAND | 862 | 1 797 | 288 | 945 | 159 | 510 |
| CZECHOSLOVA | 5 297 | 12 656 | 1 936 | 4 613 | 1 068 | 2 499 |
| HUNGARY | 4 617 | 7 787 | 1 318 | 2 789 | 727 | 1 518 |
| RUMANIA | 283 | 571 | 75 | 185 | 41 | 101 |
| BULGARIA | 6 | 55 | 15 | 66 | 8 | 35 |
| EGYPT | 40 | 97 | 26 | 84 | 15 | 46 |
| REP S AFRICA | 8 | 102 | 19 | 145 | 11 | 79 |
| USA | 11 037 | 29 481 | 14 482 | 40 724 | 7 963 | 21 946 |
| CANADA | 31 | 187 | 101 | 352 | 58 | 190 |
| COLOMBIA | 278 | 460 | 176 | 275 | 98 | 151 |
| BRAZIL | 278 | 360 | 445 | 700 | 245 | 379 |
| ARGENTINA | 6 | 19 | 121 | 256 | 68 | 141 |
| LEBANON | 22 | 83 | 30 | 147 | 17 | 80 |
| ISRAEL | 1 910 | 3 400 | 1 036 | 1 875 | 571 | 1 015 |
| INDIA | 61 | 219 | 77 | 379 | 43 | 199 |
| THAILAND | 21 | 40 | 43 | 78 | 24 | 43 |
| SINGAPORE | 1 189 | 1 405 | 446 | 708 | 245 | 384 |
| P REP CHINA | 174 | 520 | 128 | 364 | 73 | 199 |
| SOUTH KOREA | 68 | 165 | 60 | 153 | 32 | 81 |
| JAPAN | 1 559 | 4 619 | 2 636 | 7 280 | 1 451 | 3 924 |
| TAIWAN | 428 | 1 117 | 369 | 875 | 203 | 468 |
| HONG KONG | 2 906 | 7 104 | 2 137 | 5 196 | 1 173 | 2 801 |
| AUSTRALIA | 9 | 57 | 17 | 144 | 9 | 74 |
| EXPORTS | 820 818 | 2 145 708 | 609 732 | 1 700 709 | 335 569 | 918 065 |
| FRANCE | 236 317 | 534 002 | 101 129 | 259 542 | 55 590 | 140 474 |
| BELGIUM LUX | 39 110 | 105 595 | 35 337 | 100 876 | 19 454 | 54 432 |
| NETHERLANDS | 99 409 | 246 127 | 74 607 | 183 419 | 41 117 | 99 229 |
| ITALY | 35 265 | 85 580 | 26 467 | 67 528 | 14 572 | 36 489 |
| UNTD KINGDOM | 23 771 | 110 911 | 19 937 | 76 434 | 10 987 | 41 001 |
| IRISH REP | 649 | 1 367 | 623 | 1 435 | 341 | 776 |
| DENMARK | 20 790 | 46 446 | 12 605 | 30 359 | 6 932 | 16 395 |
| ICELAND | 187 | 441 | 228 | 473 | 125 | 249 |
| NORWAY | 7 469 | 18 127 | 5 627 | 13 006 | 2 763 | 7 026 |
| SWEDEN | 40 330 | 62 274 | 20 662 | 36 069 | 11 344 | 19 577 |
| FINLAND | 1 747 | 4 982 | 1 914 | 5 878 | 1 051 | 3 164 |
| SWITZERLAND | 130 675 | 310 956 | 92 472 | 278 025 | 50 928 | 149 965 |
| AUSTRIA | 135 197 | 396 619 | 104 472 | 304 159 | 57 504 | 164 090 |
| PORTUGAL | 2 253 | 5 922 | 1 578 | 4 241 | 874 | 2 294 |
| SPAIN | 15 093 | 40 623 | 10 831 | 29 710 | 5 965 | 16 028 |
| MALTA | 182 | 382 | 138 | 334 | 78 | 182 |
| YUGOSLAVIA | 12 782 | 30 220 | 9 228 | 23 270 | 5 076 | 12 549 |
| GREECE | 4 580 | 10 914 | 3 593 | 9 282 | 1 979 | 5 008 |
| TURKEY | 500 | 1 217 | 1 100 | 2 063 | 604 | 1 120 |
| USSR | 1 950 | 4 523 | 5 345 | 11 548 | 2 936 | 6 258 |
| POLAND | 2 842 | 8 379 | 3 009 | 9 751 | 1 657 | 5 247 |
| CZECHOSLOVA | 1 259 | 3 222 | 1 930 | 5 397 | 1 064 | 2 917 |
| HUNGARY | 930 | 3 524 | 1 864 | 6 344 | 1 031 | 3 424 |
| RUMANIA | 438 | 1 051 | 1 622 | 6 087 | 898 | 3 298 |
| BULGARIA | 446 | 907 | 1 816 | 3 032 | 1 009 | 1 657 |
| CANARY IS | 847 | 3 887 | 659 | 2 763 | 361 | 1 484 |
| MOROCCO | 56 | 434 | 121 | 924 | 64 | 494 |
| ALGERIA | 189 | 408 | 330 | 769 | 180 | 413 |
| TUNISIA | 389 | 923 | 692 | 1 432 | 379 | 771 |
| LIBYA | 256 | 619 | 690 | 1 809 | 376 | 968 |
| EGYPT | 462 | 1 263 | 534 | 1 543 | 298 | 836 |
| SUDAN | 8 | 31 | 32 | 96 | 19 | 51 |
| MAURITANIA | 2 | 77 | 2 | 1 033 | 1 | 546 |
| LIBERIA | 16 | 41 | 28 | 92 | 16 | 51 |
| IVORY COAST | 358 | 1 187 | 269 | 822 | 149 | 446 |
| GHANA | 2 | 18 | 7 | 69 | 2 | 33 |

6 IMPORTS AND EXPORTS (SPECIAL TRADE) BY GROUPS OF THE SITC AND BY COUNTRIES OF PRODUCTION AND CONSUMPTION 1979

| GROUP COUNTRY | DT = 100 KG | | 1 000 DM | | 1 000 \$ | |
|------------------|-------------|----------|-----------|----------|-----------|----------|
| | JULY/SEPT | JAN/SEPT | JULY/SEPT | JAN/SEPT | JULY/SEPT | JAN/SEPT |
| TOGO | 58 | 370 | 49 | 276 | 27 | 151 |
| BENIN | 109 | 172 | 112 | 174 | 62 | 96 |
| NIGERIA | 572 | 1 338 | 2 013 | 4 259 | 1 106 | 2 295 |
| CAMEROON | 107 | 259 | 391 | 602 | 212 | 327 |
| GABON | 10 | 38 | 13 | 60 | 8 | 35 |
| ZAIRE | 765 | 1 631 | 7 990 | 15 247 | 4 390 | 8 275 |
| RWANDA | 2 | 32 | 3 | 186 | 1 | 101 |
| ANGOLA | 4 | 473 | 25 | 361 | 14 | 195 |
| KENYA | 62 | 135 | 120 | 254 | 65 | 140 |
| TANZANIA | 21 | 299 | 24 | 293 | 14 | 158 |
| SEYCHELLES | 1 | 64 | 3 | 73 | 1 | 38 |
| MOZAMBIQUE | 10 | 47 | 3 | 65 | 1 | 35 |
| MADAGASCAR | 76 | 101 | 132 | 168 | 72 | 89 |
| REUNION | 16 | 31 | 33 | 66 | 18 | 37 |
| MAURITIUS | 33 | 105 | 44 | 121 | 25 | 62 |
| ZAMBIA | 46 | 238 | 34 | 203 | 19 | 109 |
| RHODESIA | 1 | 5 | 11 | 59 | 6 | 32 |
| REP S AFRICA | 1 406 | 4 355 | 2 291 | 6 574 | 1 266 | 3 553 |
| BOTSWANA | 131 | 242 | 64 | 106 | 36 | 58 |
| USA | 10 443 | 30 677 | 23 165 | 79 528 | 12 744 | 42 856 |
| CANADA | 1 393 | 4 015 | 1 939 | 6 420 | 1 071 | 3 461 |
| MEXICO | 343 | 1 454 | 398 | 1 323 | 221 | 715 |
| GUATEMALA | 223 | 1 009 | 890 | 6 370 | 486 | 3 407 |
| REP HONDURAS | 18 | 49 | 26 | 76 | 13 | 39 |
| EL SALVADOR | 55 | 176 | 63 | 171 | 33 | 89 |
| COSTA RICA | 82 | 223 | 86 | 246 | 47 | 132 |
| PANAMA C ZON | | 21 | 16 | 70 | 10 | 36 |
| DOMINIC REP | 30 | 85 | 27 | 66 | 12 | 33 |
| MARTINIQUE | 43 | 68 | 36 | 57 | 21 | 32 |
| JAMAICA | 2 | 155 | 1 | 81 | 1 | 44 |
| NETH ANTILL | 58 | 86 | 103 | 166 | 57 | 92 |
| COLOMBIA | 230 | 1 010 | 299 | 960 | 165 | 515 |
| VENEZUELA | 1 092 | 3 718 | 1 924 | 5 301 | 1 059 | 2 862 |
| ECUADOR | 134 | 659 | 147 | 675 | 81 | 363 |
| PERU | 261 | 620 | 207 | 506 | 115 | 274 |
| BRAZIL | 1 140 | 4 440 | 1 551 | 5 266 | 849 | 2 833 |
| CHILE | 364 | 1 156 | 370 | 996 | 205 | 535 |
| BOLIVIA | 43 | 121 | 45 | 155 | 23 | 79 |
| PARAGUAY | 47 | 146 | 53 | 174 | 31 | 89 |
| URUGUAY | 117 | 300 | 117 | 337 | 65 | 182 |
| ARGENTINA | 2 234 | 6 290 | 2 005 | 6 132 | 1 106 | 3 314 |
| CYPRUS | 79 | 324 | 60 | 274 | 32 | 147 |
| LEBANON | 203 | 573 | 269 | 902 | 147 | 484 |
| SYRIA | 424 | 1 404 | 503 | 1 070 | 164 | 575 |
| IRAQ | 746 | 1 603 | 854 | 1 723 | 468 | 933 |
| IRAN | 1 086 | 2 730 | 1 221 | 3 048 | 671 | 1 650 |
| ISRAEL | 680 | 2 216 | 871 | 2 827 | 480 | 1 524 |
| JORDAN | 120 | 211 | 90 | 335 | 49 | 178 |
| SAUDI ARABIA | 731 | 1 940 | 732 | 2 678 | 404 | 1 439 |
| KUWAIT | 255 | 514 | 146 | 600 | 80 | 321 |
| BAHRAIN | 23 | 60 | 28 | 81 | 16 | 44 |
| QATAR | 24 | 45 | 29 | 68 | 16 | 37 |
| ARAB EMIRAT | 63 | 269 | 97 | 426 | 52 | 229 |
| NORTH YEMEN | 5 | 13 | 24 | 62 | 13 | 33 |
| AFGHANISTAN | 11 | 42 | 24 | 147 | 13 | 79 |
| PAKISTAN | 114 | 202 | 82 | 272 | 46 | 147 |
| INDIA | 406 | 1 194 | 2 048 | 6 602 | 1 126 | 3 556 |
| SRI LANKA | 35 | 49 | 118 | 136 | 65 | 73 |
| BURMA | | 6 | 1 | 622 | 1 | 332 |
| THAILAND | 262 | 1 202 | 391 | 1 729 | 213 | 923 |
| INDONESIA | 105 | 295 | 81 | 361 | 46 | 199 |
| MALAYSIA | 134 | 353 | 441 | 2 882 | 243 | 1 540 |
| SINGAPORE | 154 | 534 | 286 | 845 | 157 | 450 |
| PHILIPPINES | 28 | 93 | 78 | 184 | 43 | 103 |
| P REP CHINA | 232 | 1 038 | 1 157 | 4 416 | 635 | 2 378 |
| SOUTH KOREA | 132 | 336 | 252 | 1 183 | 137 | 627 |
| JAPAN | 3 215 | 10 131 | 8 005 | 29 466 | 4 405 | 15 891 |
| TAIWAN | 135 | 319 | 197 | 480 | 109 | 261 |
| HONG KONG | 536 | 1 369 | 455 | 1 415 | 251 | 763 |
| AUSTRALIA | 1 711 | 4 923 | 2 656 | 8 037 | 1 461 | 4 335 |
| NEW ZEALAND | 370 | 1 079 | 528 | 1 667 | 292 | 892 |
| AMER OCEANIA | 10 | 435 | 55 | 1 315 | 29 | 704 |

893 ARTICLES OF PLASTIC NES

| IMPORTS | 552 626 | 1 766 508 | 385 250 | 1 149 058 | 212 112 | 619 241 |
|---------------|---------|-----------|---------|-----------|---------|---------|
| FRANCE | 113 125 | 378 287 | 69 762 | 215 245 | 38 408 | 115 969 |
| BELGIUM LUX | 36 322 | 138 435 | 33 864 | 109 598 | 18 661 | 59 026 |
| NETHERLANDS | 93 520 | 310 288 | 53 881 | 168 153 | 29 642 | 90 552 |
| ITALY | 125 263 | 374 520 | 63 158 | 182 463 | 34 775 | 98 344 |
| UNITD KINGDOM | 29 156 | 97 498 | 29 176 | 87 734 | 16 068 | 47 275 |
| IRISH REP | 12 141 | 36 990 | 8 531 | 24 451 | 4 698 | 13 180 |
| DENMARK | 19 287 | 55 240 | 16 155 | 45 104 | 8 899 | 24 322 |
| NORWAY | 2 154 | 5 010 | 1 030 | 3 006 | 563 | 1 623 |
| SWEDEN | 15 840 | 43 551 | 10 466 | 29 040 | 5 769 | 15 674 |
| FINLAND | 2 232 | 6 064 | 2 287 | 5 847 | 1 264 | 3 162 |
| SWITZERLAND | 29 578 | 93 298 | 29 640 | 86 676 | 16 328 | 46 740 |
| AUSTRIA | 26 417 | 78 227 | 20 532 | 58 473 | 11 305 | 31 533 |
| PORTUGAL | 181 | 1 099 | 107 | 608 | 59 | 329 |
| SPAIN | 1 611 | 8 884 | 1 125 | 5 171 | 622 | 2 783 |
| MALTA | 106 | 422 | 219 | 710 | 120 | 382 |

6 IMPORTS AND EXPORTS (SPECIAL TRADE) BY GROUPS OF THE SITC AND BY COUNTRIES OF PRODUCTION AND CONSUMPTION 1979

| GROUP COUNTRY | DT = 100 KG | | 1 000 DM | | 1 000 \$ | |
|------------------|-------------|-----------|-----------|-----------|-----------|-----------|
| | JULY/SEPT | JAN/SEPT | JULY/SEPT | JAN/SEPT | JULY/SEPT | JAN/SEPT |
| YUGOSLAVIA | 752 | 2 659 | 895 | 2 766 | 492 | 1 490 |
| GREECE | 747 | 3 084 | 673 | 2 538 | 368 | 1 363 |
| TURKEY | 202 | 394 | 46 | 131 | 25 | 70 |
| POLAND | 64 | 402 | 84 | 292 | 47 | 160 |
| CZECHOSLOVA | 160 | 554 | 62 | 218 | 30 | 114 |
| HUNGARY | 1 026 | 3 776 | 524 | 1 574 | 290 | 847 |
| RUMANIA | 4 145 | 14 618 | 922 | 2 517 | 507 | 1 357 |
| REP S AFRICA | 131 | 446 | 47 | 143 | 26 | 77 |
| USA | 14 982 | 44 734 | 21 844 | 62 167 | 12 012 | 33 504 |
| CANADA | 1 702 | 5 950 | 967 | 3 655 | 533 | 1 965 |
| BRAZIL | 12 | 66 | 80 | 358 | 43 | 193 |
| CYPRUS | 97 | 101 | 65 | 67 | 36 | 37 |
| ISRAEL | 1 800 | 5 639 | 889 | 2 818 | 496 | 1 522 |
| THAILAND | 224 | 359 | 249 | 517 | 139 | 281 |
| MALAYSIA | 1 281 | 2 625 | 651 | 1 277 | 358 | 693 |
| SINGAPORE | 2 778 | 4 870 | 1 405 | 2 336 | 776 | 1 273 |
| PHILIPPINES | 110 | 158 | 766 | 914 | 421 | 501 |
| P REP CHINA | 50 | 63 | 39 | 57 | 23 | 32 |
| SOUTH KOREA | 2 821 | 6 315 | 1 559 | 3 643 | 856 | 1 971 |
| JAPAN | 1 739 | 5 171 | 5 188 | 13 645 | 2 856 | 7 354 |
| TAIWAN | 2 716 | 12 307 | 1 882 | 6 934 | 1 038 | 3 723 |
| HONG KONG | 8 046 | 24 111 | 6 345 | 17 776 | 3 493 | 9 591 |
| AUSTRALIA | 4 | 26 | 9 | 77 | 6 | 42 |
| NEW ZEALAND | 16 | 29 | 61 | 130 | 33 | 68 |
| EXPORTS | 893 475 | 2 737 446 | 650 087 | 1 917 040 | 358 012 | 1 033 483 |
| FRANCE | 164 060 | 515 716 | 110 276 | 331 941 | 60 736 | 178 936 |
| BELGIUM LUX | 103 773 | 341 667 | 71 548 | 223 831 | 39 403 | 120 594 |
| NETHERLANDS | 213 494 | 652 313 | 135 321 | 401 987 | 74 527 | 216 700 |
| ITALY | 39 618 | 120 085 | 29 842 | 90 109 | 16 438 | 48 595 |
| UNTD KINGDOM | 53 118 | 161 021 | 41 610 | 117 154 | 22 923 | 63 185 |
| IRISH REP | 3 617 | 12 596 | 2 559 | 7 556 | 1 411 | 4 079 |
| DENMARK | 19 742 | 60 071 | 16 277 | 48 955 | 8 962 | 26 390 |
| ICELAND | 1 221 | 2 952 | 970 | 2 337 | 537 | 1 258 |
| NORWAY | 13 814 | 38 348 | 9 601 | 27 364 | 5 293 | 14 754 |
| SWEDEN | 25 442 | 82 117 | 20 909 | 63 535 | 11 513 | 34 246 |
| FINLAND | 5 574 | 15 761 | 5 095 | 15 033 | 2 810 | 8 112 |
| SWITZERLAND | 71 352 | 215 170 | 58 879 | 169 850 | 32 436 | 91 610 |
| AUSTRIA | 81 175 | 232 004 | 59 766 | 169 858 | 32 918 | 91 588 |
| PORTUGAL | 1 255 | 4 713 | 1 290 | 3 658 | 710 | 1 971 |
| SPAIN | 4 068 | 12 684 | 3 656 | 11 193 | 2 013 | 6 041 |
| ANDORRA | 16 | 52 | 49 | 101 | 27 | 53 |
| MALTA | 438 | 1 655 | 314 | 994 | 173 | 531 |
| YUGOSLAVIA | 4 944 | 15 663 | 5 396 | 17 105 | 2 965 | 9 209 |
| GREECE | 6 736 | 18 876 | 2 742 | 8 093 | 1 512 | 4 371 |
| TURKEY | 139 | 558 | 157 | 593 | 85 | 317 |
| USSR | 3 297 | 14 120 | 2 214 | 6 247 | 1 222 | 3 366 |
| POLAND | 2 352 | 8 257 | 2 548 | 6 725 | 1 392 | 3 622 |
| CZECHOSLOVA | 1 131 | 4 471 | 1 385 | 4 361 | 764 | 2 351 |
| HUNGARY | 4 403 | 11 300 | 3 513 | 8 124 | 1 938 | 4 391 |
| RUMANIA | 952 | 2 573 | 1 028 | 2 720 | 570 | 1 467 |
| BULGARIA | 603 | 1 792 | 563 | 1 542 | 310 | 826 |
| ALBANIA | 65 | 132 | 40 | 72 | 23 | 40 |
| CANARY IS | 326 | 850 | 230 | 697 | 123 | 370 |
| MOROCCO | 174 | 596 | 153 | 508 | 86 | 276 |
| ALGERIA | 737 | 2 409 | 1 089 | 3 156 | 601 | 1 702 |
| TUNISIA | 722 | 2 752 | 547 | 2 035 | 298 | 1 091 |
| LIBYA | 538 | 8 432 | 1 208 | 4 635 | 666 | 2 495 |
| EGYPT | 4 152 | 11 192 | 1 873 | 5 883 | 1 024 | 3 164 |
| SUDAN | 107 | 565 | 100 | 321 | 55 | 171 |
| UPPER VOLTA | | 161 | | 59 | | 32 |
| SENEGAL | 91 | 134 | 153 | 220 | 83 | 121 |
| REP GUINEA | 251 | 712 | 86 | 281 | 47 | 152 |
| SIERRA LEONE | 28 | 131 | 23 | 122 | 12 | 63 |
| LIBERIA | 183 | 857 | 129 | 511 | 72 | 277 |
| IVORY COAST | 1 040 | 1 954 | 217 | 520 | 121 | 282 |
| GHANA | 77 | 189 | 63 | 232 | 35 | 123 |
| TOGO | 47 | 295 | 61 | 475 | 34 | 251 |
| BENIN | 21 | 43 | 26 | 53 | 14 | 30 |
| NIGERIA | 698 | 4 026 | 873 | 2 910 | 483 | 1 576 |
| CAMEROON | 515 | 652 | 229 | 291 | 127 | 158 |
| GABON | 20 | 39 | 45 | 142 | 26 | 77 |
| ZAIRE | 23 | 160 | 19 | 179 | 9 | 96 |
| ANGOLA | 72 | 183 | 148 | 332 | 82 | 179 |
| ETHIOPIA | 15 | 45 | 25 | 85 | 14 | 46 |
| KENYA | 120 | 457 | 173 | 551 | 96 | 296 |
| UGANDA | 3 | 183 | 3 | 98 | 2 | 51 |
| TANZANIA | 1 101 | 1 162 | 357 | 449 | 195 | 245 |
| SEYCHELLES | | 52 | | 65 | | 35 |
| MADAGASCAR | 335 | 430 | 103 | 214 | 57 | 117 |
| REUNION | 6 | 268 | 11 | 116 | 5 | 61 |
| MAURITIUS | 35 | 173 | 42 | 147 | 23 | 79 |
| ZAMBIA | 55 | 146 | 58 | 179 | 33 | 99 |
| REP S AFRICA | 1 527 | 4 050 | 2 267 | 6 099 | 1 249 | 3 296 |
| USA | 12 978 | 39 531 | 14 261 | 42 674 | 7 843 | 22 999 |
| CANADA | 2 050 | 6 462 | 2 081 | 6 220 | 1 143 | 3 345 |
| MEXICO | 215 | 535 | 697 | 1 666 | 385 | 899 |
| GUATEMALA | 79 | 266 | 118 | 398 | 67 | 218 |
| REP HONDURAS | 28 | 92 | 57 | 140 | 31 | 72 |
| EL SALVADOR | 43 | 149 | 77 | 206 | 43 | 115 |
| NICARAGUA | 5 | 43 | 5 | 67 | 3 | 37 |

6 IMPORTS AND EXPORTS (SPECIAL TRADE) BY GROUPS OF THE SITC AND BY COUNTRIES OF PRODUCTION AND CONSUMPTION 1979

| GROUP COUNTRY | DT = 100 KG | | 1 000 DM | | 1 000 \$ | |
|------------------|-------------|----------|-----------|----------|-----------|----------|
| | JULY/SEPT | JAN/SEPT | JULY/SEPT | JAN/SEPT | JULY/SEPT | JAN/SEPT |
| COSTA RICA | 30 | 139 | 70 | 234 | 40 | 129 |
| PANAM EX CZ | 9 | 92 | 24 | 124 | 14 | 68 |
| CUBA | 357 | 382 | 182 | 282 | 101 | 153 |
| DOMINIC REP | 72 | 137 | 42 | 131 | 24 | 70 |
| GUADELOUPE | 458 | 1 064 | 70 | 246 | 39 | 133 |
| MARTINIQUE | 43 | 65 | 26 | 62 | 16 | 35 |
| JAMAICA | 26 | 77 | 56 | 128 | 31 | 71 |
| BARBADOS | 70 | 129 | 64 | 121 | 36 | 63 |
| WEST INDIES | 79 | 189 | 24 | 89 | 14 | 47 |
| TRINIDAD TOB | 835 | 1 154 | 282 | 465 | 155 | 254 |
| NETH ANTILL | 70 | 372 | 98 | 363 | 51 | 190 |
| COLOMBIA | 59 | 575 | 112 | 645 | 62 | 344 |
| VENEZUELA | 256 | 700 | 456 | 1 201 | 247 | 639 |
| SURINAM | 173 | 488 | 99 | 255 | 53 | 136 |
| ECUADOR | 93 | 325 | 193 | 558 | 105 | 301 |
| PERU | 142 | 309 | 196 | 447 | 108 | 243 |
| BRAZIL | 364 | 696 | 625 | 1 262 | 346 | 684 |
| CHILE | 462 | 1 022 | 565 | 1 298 | 313 | 702 |
| BOLIVIA | 59 | 170 | 62 | 211 | 34 | 112 |
| PARAGUAY | 48 | 140 | 39 | 172 | 22 | 93 |
| URUGUAY | 80 | 278 | 105 | 419 | 58 | 225 |
| ARGENTINA | 980 | 1 965 | 1 018 | 2 105 | 559 | 1 146 |
| CYPRUS | 431 | 1 556 | 237 | 783 | 129 | 421 |
| LEBANON | 554 | 1 868 | 377 | 1 311 | 206 | 702 |
| SYRIA | 491 | 1 775 | 275 | 1 120 | 153 | 603 |
| IRAQ | 4 395 | 6 306 | 2 523 | 4 813 | 1 391 | 2 609 |
| IRAN | 2 902 | 4 169 | 2 459 | 4 167 | 1 353 | 2 270 |
| ISRAEL | 1 729 | 5 418 | 1 422 | 4 056 | 784 | 2 180 |
| JORDAN | 207 | 1 065 | 211 | 1 004 | 117 | 537 |
| SAUDI ARABIA | 9 695 | 27 688 | 6 622 | 17 627 | 3 644 | 9 512 |
| KUWAIT | 870 | 2 715 | 809 | 3 003 | 443 | 1 617 |
| BAHRAIN | 260 | 2 037 | 148 | 528 | 31 | 282 |
| QATAR | 131 | 263 | 132 | 362 | 72 | 191 |
| ARAB EMIRAT | 2 573 | 5 504 | 1 824 | 4 391 | 1 000 | 2 367 |
| OMAN | 103 | 1 014 | 106 | 462 | 61 | 247 |
| NORTH YEMEN | 53 | 3 052 | 74 | 846 | 39 | 454 |
| SOUTH YEMEN | 753 | 780 | 194 | 222 | 107 | 122 |
| AFGHANISTAN | 137 | 393 | 179 | 435 | 101 | 238 |
| PAKISTAN | 411 | 837 | 385 | 857 | 210 | 462 |
| INDIA | 191 | 553 | 530 | 1 317 | 292 | 717 |
| BANGLADESH | 48 | 568 | 58 | 401 | 30 | 216 |
| BURMA | 12 | 151 | 110 | 280 | 61 | 153 |
| THAILAND | 136 | 567 | 135 | 547 | 75 | 289 |
| INDONESIA | 216 | 1 215 | 240 | 1 199 | 133 | 645 |
| MALAYSIA | 408 | 865 | 419 | 868 | 230 | 469 |
| SINGAPORE | 1 297 | 2 699 | 1 273 | 3 136 | 699 | 1 688 |
| PHILIPPINES | 406 | 634 | 442 | 846 | 246 | 466 |
| P REP CHINA | 1 | 20 | 15 | 79 | 7 | 41 |
| SOUTH KOREA | 442 | 542 | 296 | 736 | 160 | 394 |
| JAPAN | 1 894 | 5 590 | 4 365 | 13 313 | 2 403 | 7 176 |
| TAIWAN | 124 | 629 | 267 | 1 351 | 147 | 725 |
| HONG KONG | 523 | 1 868 | 733 | 2 001 | 401 | 1 078 |
| AUSTRALIA | 2 025 | 5 923 | 3 062 | 8 361 | 1 680 | 4 505 |
| AUST OCEANIA | | 11 | | 63 | | 32 |
| NEW ZEALAND | 72 | 362 | 288 | 733 | 159 | 395 |
| NEW CALEDON | 23 | 218 | 28 | 98 | 16 | 56 |
| FR POLYNESIA | 181 | 259 | 77 | 163 | 41 | 87 |

894 TOYS, SPORTING GOODS, ETC

| IMPORTS | 239 879 | 693 573 | 357 889 | 961 499 | 196 962 | 518 728 |
|--------------|---------|---------|---------|---------|---------|---------|
| FRANCE | 23 403 | 62 860 | 31 343 | 68 235 | 17 249 | 36 907 |
| BELGIUM LUX | 5 029 | 14 844 | 9 608 | 27 849 | 5 285 | 15 000 |
| NETHERLANDS | 14 242 | 43 643 | 14 047 | 42 116 | 7 731 | 22 662 |
| ITALY | 39 067 | 119 738 | 42 548 | 117 790 | 23 408 | 63 472 |
| UNTD KINGDOM | 16 657 | 52 906 | 26 590 | 78 065 | 14 631 | 42 057 |
| IRISH REP | 2 321 | 6 611 | 4 148 | 12 207 | 2 282 | 6 592 |
| DENMARK | 7 445 | 20 245 | 13 237 | 38 639 | 7 264 | 20 778 |
| NORWAY | 1 224 | 1 502 | 1 414 | 1 936 | 782 | 1 060 |
| SWEDEN | 2 549 | 9 381 | 2 511 | 9 067 | 1 384 | 4 885 |
| FINLAND | 1 705 | 4 566 | 3 068 | 6 006 | 1 691 | 3 255 |
| SWITZERLAND | 2 690 | 7 780 | 7 446 | 19 582 | 4 094 | 10 548 |
| AUSTRIA | 15 650 | 33 658 | 41 516 | 91 727 | 22 850 | 49 597 |
| PORTUGAL | 89 | 551 | 183 | 700 | 101 | 379 |
| SPAIN | 3 041 | 7 800 | 5 205 | 12 642 | 2 863 | 6 830 |
| MALTA | 1 098 | 2 999 | 2 556 | 6 773 | 1 413 | 3 661 |
| YUGOSLAVIA | 1 988 | 3 259 | 3 030 | 4 206 | 1 668 | 2 297 |
| GREECE | 292 | 517 | 756 | 1 183 | 414 | 643 |
| USSR | 607 | 1 239 | 477 | 1 046 | 261 | 565 |
| POLAND | 3 133 | 8 567 | 2 008 | 5 199 | 1 105 | 2 804 |
| CZECHOSLOVA | 3 405 | 10 381 | 2 656 | 7 438 | 1 462 | 4 008 |
| HUNGARY | 1 061 | 3 131 | 1 692 | 4 912 | 928 | 2 650 |
| RUMANIA | 2 352 | 5 061 | 817 | 1 957 | 452 | 1 065 |
| BULGARIA | 1 730 | 6 468 | 524 | 2 019 | 289 | 1 085 |
| TUNISIA | 121 | 736 | 480 | 2 456 | 262 | 1 316 |
| MAURITIUS | 119 | 254 | 435 | 907 | 240 | 493 |
| REP S AFRICA | 2 | 52 | 10 | 224 | 4 | 118 |
| USA | 22 652 | 63 912 | 35 799 | 113 350 | 19 703 | 60 972 |
| CANADA | 1 181 | 2 917 | 1 339 | 2 799 | 737 | 1 509 |
| MEXICO | 240 | 686 | 210 | 634 | 116 | 342 |
| COSTA RICA | 40 | 54 | 66 | 101 | 36 | 54 |

6 IMPORTS AND EXPORTS (SPECIAL TRADE) BY GROUPS OF THE SITC AND BY COUNTRIES OF PRODUCTION AND CONSUMPTION 1979

| GROUP COUNTRY | DT = 100 KG | | 1 000 DM | | 1 000 \$ | |
|------------------|-------------|----------|-----------|----------|-----------|----------|
| | JULY/SEPT | JAN/SEPT | JULY/SEPT | JAN/SEPT | JULY/SEPT | JAN/SEPT |
| BRAZIL | 123 | 456 | 133 | 392 | 74 | 212 |
| LEBANON | | 34 | | 73 | | 39 |
| ISRAEL | 362 | 734 | 919 | 1 724 | 506 | 937 |
| AFGHANISTAN | 105 | 178 | 175 | 299 | 97 | 164 |
| PAKISTAN | 548 | 2 165 | 1 121 | 4 114 | 616 | 2 207 |
| INDIA | 1 479 | 5 410 | 2 628 | 9 620 | 1 445 | 5 169 |
| SRI LANKA | 27 | 53 | 46 | 105 | 27 | 57 |
| THAILAND | 59 | 212 | 127 | 447 | 69 | 240 |
| INDONESIA | 2 | 22 | 9 | 83 | 6 | 45 |
| MALAYSIA | 649 | 1 651 | 279 | 762 | 154 | 410 |
| SINGAPORE | 1 566 | 2 437 | 1 734 | 3 244 | 956 | 1 764 |
| PHILIPPINES | 915 | 1 917 | 1 387 | 2 744 | 763 | 1 482 |
| P REP CHINA | 1 496 | 3 980 | 1 682 | 4 244 | 926 | 2 293 |
| SOUTH KOREA | 9 017 | 25 804 | 14 598 | 41 057 | 8 037 | 22 167 |
| JAPAN | 11 848 | 27 471 | 34 928 | 77 540 | 19 231 | 41 913 |
| TAIWAN | 15 525 | 44 400 | 18 105 | 43 347 | 9 968 | 23 427 |
| HONG KONG | 20 850 | 79 459 | 24 116 | 89 090 | 13 279 | 48 126 |
| AUSTRALIA | 138 | 712 | 118 | 597 | 65 | 323 |
| EXPORTS | 205 487 | 538 315 | 311 387 | 776 540 | 171 506 | 419 411 |
| FRANCE | 35 671 | 85 659 | 52 785 | 128 039 | 29 069 | 69 204 |
| BELGIUM LUX | 21 545 | 51 050 | 28 612 | 63 797 | 15 751 | 34 510 |
| NETHERLANDS | 41 441 | 115 304 | 55 132 | 135 962 | 30 385 | 73 464 |
| ITALY | 8 296 | 23 187 | 13 151 | 34 371 | 7 244 | 18 554 |
| UNTD KINGDOM | 13 798 | 28 166 | 15 671 | 35 729 | 8 749 | 19 336 |
| IRISH REP | 4 872 | 11 119 | 3 159 | 10 971 | 1 741 | 5 921 |
| DENMARK | 6 733 | 18 559 | 9 801 | 25 505 | 5 402 | 13 764 |
| ICELAND | 172 | 410 | 312 | 708 | 171 | 384 |
| NORWAY | 2 574 | 7 575 | 4 121 | 11 205 | 2 264 | 6 037 |
| SWEDEN | 5 725 | 15 663 | 10 181 | 25 967 | 5 599 | 14 023 |
| FINLAND | 1 225 | 2 795 | 1 940 | 4 561 | 1 073 | 2 463 |
| SWITZERLAND | 19 415 | 48 674 | 36 116 | 87 387 | 19 903 | 47 229 |
| AUSTRIA | 17 452 | 55 263 | 29 175 | 77 788 | 16 088 | 42 013 |
| PORTUGAL | 413 | 1 153 | 521 | 1 345 | 286 | 721 |
| SPAIN | 623 | 1 853 | 1 325 | 4 238 | 731 | 2 282 |
| ANDORRA | 55 | 205 | 409 | 1 461 | 226 | 790 |
| MALTA | 20 | 58 | 59 | 165 | 34 | 91 |
| YUGOSLAVIA | 522 | 1 805 | 789 | 2 767 | 431 | 1 484 |
| GREECE | 860 | 2 108 | 1 679 | 3 838 | 930 | 2 068 |
| TURKEY | 7 | 95 | 71 | 269 | 38 | 146 |
| USSR | 135 | 238 | 225 | 539 | 124 | 288 |
| POLAND | 253 | 590 | 433 | 773 | 240 | 420 |
| CZECHOSLOVA | 514 | 2 489 | 816 | 3 176 | 446 | 1 711 |
| HUNGARY | 81 | 450 | 133 | 763 | 73 | 411 |
| ROMANIA | 411 | 591 | 652 | 949 | 362 | 521 |
| BULGARIA | 16 | 198 | 46 | 428 | 25 | 230 |
| CANARY IS | 100 | 132 | 190 | 329 | 105 | 178 |
| MOROCCO | 11 | 39 | 56 | 139 | 30 | 74 |
| ALGERIA | 54 | 258 | 352 | 929 | 191 | 499 |
| TUNISIA | 166 | 752 | 294 | 1 311 | 161 | 706 |
| LIBYA | 31 | 681 | 154 | 690 | 84 | 367 |
| EGYPT | 76 | 216 | 124 | 390 | 71 | 217 |
| SENEGAL | 44 | 82 | 50 | 103 | 29 | 58 |
| IVORY COAST | 46 | 111 | 62 | 151 | 34 | 80 |
| NIGERIA | 111 | 227 | 202 | 322 | 111 | 173 |
| CAMEROON | 5 | 26 | 24 | 110 | 12 | 59 |
| ANGOLA | | 54 | 2 | 190 | 2 | 106 |
| ETHIOPIA | 22 | 24 | 53 | 67 | 29 | 36 |
| KENYA | 37 | 138 | 136 | 416 | 73 | 221 |
| REUNION | 12 | 38 | 21 | 75 | 11 | 40 |
| MAURITIUS | 78 | 94 | 297 | 413 | 163 | 223 |
| ZAMBIA | 80 | 94 | 76 | 112 | 42 | 62 |
| REP S AFRICA | 320 | 636 | 582 | 1 240 | 324 | 674 |
| USA | 9 541 | 30 005 | 19 709 | 55 137 | 10 837 | 29 711 |
| CANADA | 1 450 | 3 683 | 2 649 | 6 840 | 1 454 | 3 681 |
| MEXICO | 45 | 74 | 126 | 215 | 69 | 117 |
| GUATEMALA | 16 | 42 | 33 | 112 | 18 | 59 |
| EL SALVADOR | 1 | 20 | 6 | 84 | 4 | 44 |
| COSTA RICA | 27 | 42 | 47 | 93 | 27 | 51 |
| CUBA | | 33 | 7 | 60 | 4 | 31 |
| GUADELOUPE | 13 | 25 | 19 | 86 | 10 | 45 |
| MARTINIQUE | 21 | 32 | 51 | 81 | 26 | 41 |
| TRINIDAD TOB | 22 | 32 | 37 | 59 | 21 | 32 |
| NETH ANTILL | 33 | 66 | 92 | 190 | 49 | 98 |
| COLOMBIA | 40 | 91 | 75 | 240 | 41 | 125 |
| VENEZUELA | 231 | 938 | 394 | 1 553 | 214 | 826 |
| ECUADOR | 4 | 44 | 30 | 199 | 16 | 105 |
| BRAZIL | 328 | 666 | 479 | 1 608 | 262 | 867 |
| CHILE | 1 023 | 2 973 | 1 074 | 2 486 | 595 | 1 340 |
| BOLIVIA | 6 | 21 | 13 | 57 | 7 | 31 |
| PARAGUAY | 52 | 112 | 122 | 256 | 66 | 137 |
| ARGENTINA | 928 | 1 464 | 1 647 | 2 646 | 905 | 1 432 |
| CYPRUS | 120 | 430 | 66 | 256 | 38 | 139 |
| LEBANON | 259 | 831 | 149 | 576 | 84 | 314 |
| SYRIA | 28 | 124 | 62 | 146 | 35 | 83 |
| IRAQ | 104 | 169 | 211 | 331 | 118 | 183 |
| IRAN | 306 | 455 | 330 | 504 | 179 | 274 |
| ISRAEL | 182 | 552 | 255 | 857 | 138 | 460 |
| JORDAN | 36 | 110 | 53 | 119 | 28 | 63 |
| SAUDI ARABIA | 700 | 2 761 | 630 | 2 320 | 342 | 1 241 |
| KUWAIT | 230 | 718 | 199 | 887 | 110 | 477 |

6 IMPORTS AND EXPORTS (SPECIAL TRADE) BY GROUPS OF THE SITC AND BY COUNTRIES OF PRODUCTION AND CONSUMPTION 1979

| GROUP COUNTRY | DT = 100 KG | | 1 000 DM | | 1 000 \$ | |
|------------------|-------------|----------|-----------|----------|-----------|----------|
| | JULY/SEPT | JAN/SEPT | JULY/SEPT | JAN/SEPT | JULY/SEPT | JAN/SEPT |
| BAHRAIN | 43 | 119 | 72 | 172 | 39 | 96 |
| QATAR | 23 | 86 | 41 | 237 | 22 | 127 |
| ARAB EMIRAT | 531 | 1 152 | 1 010 | 2 028 | 555 | 1 093 |
| PAKISTAN | 43 | 81 | 68 | 131 | 38 | 71 |
| THAILAND | 28 | 81 | 95 | 307 | 52 | 164 |
| INDONESIA | 30 | 91 | 102 | 301 | 56 | 162 |
| MALAYSIA | 73 | 134 | 126 | 366 | 70 | 195 |
| SINGAPORE | 160 | 254 | 522 | 1 118 | 288 | 608 |
| MONGOL P REP | | 27 | | 110 | | 59 |
| P REP CHINA | 14 | 32 | 108 | 268 | 62 | 147 |
| SOUTH KOREA | 271 | 317 | 558 | 969 | 307 | 527 |
| JAPAN | 2 665 | 6 672 | 7 135 | 15 753 | 3 918 | 8 502 |
| TAIWAN | 24 | 29 | 69 | 87 | 38 | 46 |
| HONG KONG | 777 | 1 087 | 460 | 985 | 254 | 525 |
| AUSTRALIA | 674 | 1 914 | 1 313 | 3 712 | 726 | 2 003 |
| NEW ZEALAND | 70 | 262 | 267 | 821 | 148 | 445 |
| NEW CALEDON | 23 | 64 | 49 | 150 | 27 | 83 |
| FR POLYNESIA | 71 | 114 | 154 | 249 | 87 | 139 |

895 OFFICE SUPPLIES NES

| IMPORTS | 23 739 | 73 322 | 43 651 | 127 844 | 24 020 | 68 897 |
|--------------|--------|---------|---------|---------|--------|---------|
| FRANCE | 4 016 | 11 344 | 5 397 | 15 483 | 2 966 | 8 340 |
| BELGIUM LUX | 276 | 2 164 | 277 | 1 769 | 149 | 944 |
| NETHERLANDS | 2 571 | 6 847 | 2 412 | 6 185 | 1 327 | 3 341 |
| ITALY | 4 937 | 15 956 | 5 929 | 17 638 | 3 260 | 9 496 |
| UNTD KINGDOM | 1 096 | 2 766 | 3 071 | 8 405 | 1 689 | 4 521 |
| IRISH REP | 84 | 353 | 298 | 856 | 163 | 461 |
| DENMARK | 172 | 642 | 237 | 835 | 130 | 449 |
| NORWAY | 10 | 70 | 160 | 161 | 88 | 89 |
| SWEDEN | 116 | 758 | 201 | 1 290 | 112 | 700 |
| SWITZERLAND | 1 442 | 3 824 | 5 257 | 14 298 | 2 892 | 7 712 |
| AUSTRIA | 3 018 | 10 194 | 2 771 | 9 358 | 1 520 | 5 038 |
| SPAIN | 407 | 976 | 390 | 1 251 | 214 | 670 |
| CZECHOSLOVA | 111 | 396 | 69 | 270 | 38 | 145 |
| HUNGARY | 139 | 171 | 41 | 78 | 23 | 43 |
| RUMANIA | 9 | 226 | 7 | 56 | 4 | 31 |
| USA | 1 278 | 3 912 | 5 062 | 14 512 | 2 795 | 7 816 |
| MEXICO | 8 | 46 | 147 | 528 | 80 | 283 |
| ISRAEL | 38 | 226 | 48 | 200 | 27 | 107 |
| MALAYSIA | 88 | 213 | 98 | 234 | 55 | 127 |
| P REP CHINA | 85 | 662 | 20 | 192 | 10 | 101 |
| SOUTH KOREA | 255 | 392 | 409 | 615 | 225 | 336 |
| JAPAN | 2 933 | 9 388 | 10 464 | 31 264 | 5 766 | 16 871 |
| TAIWAN | 318 | 787 | 418 | 995 | 230 | 536 |
| HONG KONG | 259 | 797 | 360 | 1 060 | 199 | 587 |
| EXPORTS | 97 259 | 293 842 | 151 312 | 432 062 | 83 270 | 232 915 |
| FRANCE | 5 008 | 17 911 | 14 562 | 47 917 | 8 018 | 25 803 |
| BELGIUM LUX | 45 420 | 151 227 | 14 641 | 44 528 | 8 065 | 23 993 |
| NETHERLANDS | 8 815 | 23 158 | 13 266 | 37 220 | 7 307 | 20 083 |
| ITALY | 3 697 | 10 804 | 11 485 | 33 757 | 6 328 | 18 198 |
| UNTD KINGDOM | 3 651 | 9 957 | 10 922 | 31 350 | 6 013 | 16 901 |
| IRISH REP | 261 | 899 | 427 | 1 371 | 234 | 738 |
| DENMARK | 1 411 | 4 015 | 2 666 | 8 231 | 1 469 | 4 434 |
| ICELAND | 42 | 63 | 142 | 240 | 72 | 124 |
| NORWAY | 974 | 2 498 | 2 567 | 7 752 | 1 419 | 4 180 |
| SWEDEN | 1 125 | 3 049 | 3 573 | 10 712 | 1 970 | 5 781 |
| FINLAND | 745 | 1 832 | 2 500 | 6 202 | 1 378 | 3 355 |
| SWITZERLAND | 3 710 | 10 546 | 7 602 | 22 313 | 4 191 | 12 051 |
| AUSTRIA | 3 114 | 7 939 | 6 678 | 17 642 | 3 664 | 9 519 |
| PORTUGAL | 267 | 989 | 847 | 2 505 | 463 | 1 342 |
| SPAIN | 1 780 | 4 937 | 5 314 | 15 169 | 2 924 | 8 179 |
| ANDORRA | 11 | 51 | 73 | 294 | 41 | 156 |
| MALTA | 29 | 59 | 42 | 102 | 24 | 54 |
| YUGOSLAVIA | 598 | 2 090 | 4 347 | 14 137 | 2 392 | 7 609 |
| GREECE | 755 | 1 543 | 1 950 | 3 934 | 1 071 | 2 132 |
| TURKEY | 79 | 246 | 398 | 1 032 | 218 | 557 |
| USSR | 87 | 137 | 243 | 527 | 134 | 285 |
| POLAND | 81 | 230 | 231 | 606 | 128 | 327 |
| CZECHOSLOVA | 69 | 144 | 333 | 595 | 181 | 321 |
| HUNGARY | 446 | 927 | 1 268 | 2 012 | 695 | 1 091 |
| RUMANIA | 34 | 85 | 212 | 1 037 | 118 | 553 |
| BULGARIA | 2 | 63 | 21 | 298 | 12 | 158 |
| CANARY IS | 71 | 114 | 304 | 576 | 169 | 315 |
| MOROCCO | 48 | 81 | 197 | 396 | 110 | 211 |
| ALGERIA | 835 | 1 389 | 1 083 | 2 365 | 594 | 1 275 |
| TUNISIA | 177 | 279 | 398 | 648 | 222 | 359 |
| LIBYA | 692 | 1 181 | 1 309 | 2 418 | 721 | 1 314 |
| EGYPT | 68 | 200 | 342 | 638 | 188 | 345 |
| SENEGAL | 12 | 35 | 50 | 146 | 26 | 77 |
| REP GUINEA | 14 | 14 | 159 | 159 | 88 | 88 |
| LIBERIA | 10 | 30 | 12 | 59 | 7 | 31 |
| IVORY COAST | 26 | 87 | 85 | 310 | 48 | 168 |
| BENIN | | 29 | | 168 | | 88 |
| NIGERIA | 74 | 262 | 274 | 755 | 149 | 404 |
| CAMEROON | 7 | 17 | 31 | 99 | 15 | 54 |
| GABON | 29 | 52 | 107 | 188 | 57 | 96 |
| ZAIRE | 53 | 72 | 49 | 108 | 26 | 59 |
| ANGOLA | 168 | 1 133 | 426 | 1 446 | 235 | 779 |

6 IMPORTS AND EXPORTS (SPECIAL TRADE) BY GROUPS OF THE SITC AND BY COUNTRIES OF PRODUCTION AND CONSUMPTION 1979

| GROUP COUNTRY | DT = 100 KG | | 1 000 DM | | 1 000 \$ | |
|------------------|-------------|----------|-----------|----------|-----------|----------|
| | JULY/SEPT | JAN/SEPT | JULY/SEPT | JAN/SEPT | JULY/SEPT | JAN/SEPT |
| ETHIOPIA | 85 | 119 | 111 | 223 | 59 | 118 |
| KENYA | 92 | 313 | 163 | 551 | 87 | 291 |
| UGANDA | 9 | 10 | 33 | 59 | 18 | 32 |
| TANZANIA | 3 | 402 | 9 | 225 | 6 | 122 |
| MOZAMBIQUE | 88 | 89 | 69 | 77 | 38 | 42 |
| MADAGASCAR | 63 | 137 | 156 | 294 | 87 | 159 |
| REUNION | 17 | 47 | 60 | 147 | 33 | 76 |
| MAURITIUS | 16 | 37 | 37 | 72 | 21 | 39 |
| ZAMBIA | 23 | 61 | 106 | 254 | 58 | 137 |
| MALAWI | 42 | 49 | 111 | 151 | 61 | 82 |
| REP S AFRICA | 568 | 1 375 | 1 609 | 4 047 | 883 | 2 182 |
| USA | 2 235 | 6 136 | 7 242 | 21 068 | 3 980 | 11 343 |
| CANADA | 593 | 1 576 | 1 517 | 3 651 | 833 | 1 975 |
| MEXICO | 118 | 327 | 765 | 2 065 | 418 | 1 114 |
| GUATEMALA | 74 | 140 | 223 | 398 | 123 | 213 |
| REP HONDURAS | 58 | 108 | 156 | 273 | 84 | 145 |
| EL SALVADOR | 77 | 167 | 236 | 447 | 129 | 248 |
| COSTA RICA | 64 | 128 | 161 | 373 | 89 | 201 |
| PANAM EX CZ | 3 | 16 | 9 | 59 | 4 | 30 |
| CUBA | 41 | 69 | 115 | 171 | 64 | 95 |
| DOMINIC REP | 18 | 74 | 104 | 251 | 57 | 135 |
| GUADELOUPE | 9 | 36 | 27 | 95 | 16 | 53 |
| TRINIDAD TOB | 31 | 86 | 80 | 205 | 43 | 109 |
| NETH ANTILL | 10 | 29 | 39 | 105 | 23 | 57 |
| COLOMBIA | 70 | 113 | 282 | 527 | 155 | 284 |
| VENEZUELA | 123 | 390 | 588 | 2 298 | 325 | 1 240 |
| SURINAM | 7 | 37 | 27 | 103 | 15 | 53 |
| ECUADOR | 219 | 584 | 501 | 1 189 | 275 | 645 |
| PERU | 60 | 118 | 266 | 455 | 145 | 246 |
| BRAZIL | 49 | 141 | 273 | 1 146 | 151 | 618 |
| CHILE | 163 | 417 | 579 | 1 448 | 316 | 781 |
| BOLIVIA | 152 | 333 | 188 | 599 | 100 | 315 |
| PARAGUAY | 75 | 160 | 149 | 341 | 82 | 183 |
| URUGUAY | 150 | 300 | 244 | 573 | 139 | 315 |
| ARGENTINA | 832 | 1 781 | 2 343 | 4 893 | 1 300 | 2 667 |
| CYPRUS | 70 | 161 | 148 | 325 | 78 | 174 |
| LEBANON | 231 | 507 | 440 | 928 | 243 | 497 |
| SYRIA | 95 | 453 | 179 | 697 | 97 | 374 |
| IRAQ | 51 | 310 | 355 | 797 | 195 | 429 |
| IRAN | 373 | 731 | 543 | 1 266 | 302 | 689 |
| ISRAEL | 185 | 409 | 534 | 1 311 | 291 | 706 |
| JORDAN | 76 | 163 | 149 | 307 | 80 | 162 |
| SAUDI ARABIA | 782 | 1 626 | 2 108 | 4 340 | 1 159 | 2 346 |
| KUWAIT | 148 | 379 | 353 | 885 | 194 | 478 |
| BAHRAIN | 37 | 96 | 87 | 230 | 46 | 123 |
| QATAR | 22 | 71 | 61 | 174 | 31 | 89 |
| ARAB EMIRAT | 224 | 379 | 433 | 768 | 237 | 411 |
| OMAN | 10 | 74 | 56 | 192 | 29 | 101 |
| NORTH YEMEN | 30 | 49 | 74 | 127 | 38 | 62 |
| AFGHANISTAN | 7 | 12 | 46 | 92 | 26 | 48 |
| PAKISTAN | 74 | 196 | 201 | 478 | 111 | 259 |
| INDIA | 12 | 81 | 117 | 346 | 63 | 188 |
| BANGLADESH | 4 | 36 | 71 | 141 | 40 | 79 |
| SRI LANKA | 24 | 60 | 62 | 147 | 34 | 79 |
| BURMA | 30 | 38 | 86 | 125 | 48 | 66 |
| THAILAND | 302 | 907 | 765 | 2 211 | 422 | 1 195 |
| VIETNAM | | | 180 | 180 | 101 | 101 |
| INDONESIA | 833 | 2 095 | 995 | 2 880 | 548 | 1 553 |
| MALAYSIA | 646 | 2 115 | 607 | 2 495 | 447 | 1 347 |
| SINGAPORE | 335 | 883 | 1 219 | 3 354 | 672 | 1 812 |
| PHILIPPINES | 41 | 238 | 151 | 939 | 84 | 500 |
| SOUTH KOREA | 19 | 160 | 169 | 1 130 | 92 | 601 |
| JAPAN | 743 | 2 168 | 7 180 | 22 491 | 3 952 | 12 136 |
| TAIWAN | 88 | 306 | 233 | 1 021 | 126 | 545 |
| HONG KONG | 235 | 498 | 1 466 | 3 643 | 804 | 1 961 |
| AUSTRALIA | 547 | 1 739 | 1 694 | 5 603 | 932 | 3 020 |
| NEW ZEALAND | 165 | 337 | 321 | 728 | 176 | 390 |
| FR POLYNESIA | 14 | 42 | 45 | 141 | 23 | 70 |

896 WORKS OF ART ETC

| GROUP COUNTRY | DT = 100 KG | | 1 000 DM | | 1 000 \$ | |
|------------------|-------------|----------|-----------|----------|-----------|----------|
| | JULY/SEPT | JAN/SEPT | JULY/SEPT | JAN/SEPT | JULY/SEPT | JAN/SEPT |
| IMPORTS | 11 686 | 35 442 | 126 702 | 362 732 | 69 802 | 195 598 |
| FRANCE | 441 | 1 388 | 7 113 | 23 620 | 3 909 | 12 705 |
| BELGIUM LUX | 224 | 466 | 2 840 | 7 116 | 1 566 | 3 851 |
| NETHERLANDS | 788 | 2 186 | 5 956 | 15 265 | 3 275 | 8 231 |
| ITALY | 188 | 733 | 1 991 | 6 500 | 1 097 | 3 501 |
| UNITD KINGDOM | 5 115 | 16 501 | 29 670 | 96 744 | 16 329 | 52 113 |
| IRISH REP | 14 | 43 | 86 | 212 | 49 | 118 |
| DENMARK | 1 025 | 2 540 | 3 346 | 10 844 | 1 845 | 5 842 |
| ICELAND | 1 | 1 | 28 | 145 | 15 | 78 |
| FAROE IS | | | 31 | 134 | 17 | 69 |
| NORWAY | 14 | 37 | 180 | 375 | 100 | 205 |
| SWEDEN | 193 | 450 | 1 483 | 3 906 | 819 | 2 111 |
| FINLAND | 5 | 24 | 143 | 444 | 78 | 236 |
| SWITZERLAND | 516 | 1 552 | 37 413 | 85 248 | 20 621 | 46 118 |
| AUSTRIA | 843 | 2 682 | 5 670 | 18 285 | 3 122 | 9 856 |
| PORTUGAL | 59 | 190 | 354 | 2 282 | 195 | 1 219 |
| SPAIN | 167 | 874 | 1 006 | 2 610 | 555 | 1 406 |
| VATICAN CITY | 3 | 6 | 104 | 196 | 58 | 107 |
| MALTA | 1 | 3 | 38 | 225 | 21 | 120 |
| YUGOSLAVIA | 1 | 27 | 135 | 729 | 74 | 389 |

6 IMPORTS AND EXPORTS (SPECIAL TRADE) BY GROUPS OF THE SITC AND BY COUNTRIES OF PRODUCTION AND CONSUMPTION 1979

| GROUP COUNTRY | DT = 100 KG | | 1 000 DM | | 1 000 \$ | |
|--------------------------------|-------------|----------|-----------|----------|-----------|----------|
| | JULY/SEPT | JAN/SEPT | JULY/SEPT | JAN/SEPT | JULY/SEPT | JAN/SEPT |
| GREECE | 8 | 22 | 162 | 472 | 90 | 255 |
| TURKEY | 1 | 21 | 213 | 784 | 118 | 421 |
| USSR | 70 | 141 | 2 283 | 4 712 | 1 260 | 2 558 |
| POLAND | 65 | 143 | 797 | 1 541 | 441 | 837 |
| CZECHOSLOVA | 216 | 466 | 581 | 2 522 | 321 | 1 357 |
| HUNGARY | 68 | 198 | 916 | 2 619 | 505 | 1 417 |
| RUMANIA | 2 | 19 | 94 | 460 | 53 | 246 |
| BULGARIA | | 2 | 170 | 556 | 93 | 298 |
| TUNISIA | | | 45 | 81 | 23 | 42 |
| TANZANIA | 47 | 51 | 56 | 59 | 30 | 31 |
| REP S AFRICA | 52 | 98 | 164 | 378 | 88 | 204 |
| USA | 624 | 1 725 | 15 737 | 52 300 | 8 686 | 28 149 |
| CANADA | 38 | 251 | 453 | 816 | 249 | 443 |
| MEXICO | 4 | 18 | 21 | 114 | 10 | 59 |
| PANAM EX CZ | 1 | 1 | 306 | 347 | 170 | 192 |
| COLOMBIA | | 1 | 18 | 70 | 10 | 38 |
| PERU | 25 | 75 | 17 | 104 | 9 | 55 |
| BRAZIL | 21 | 430 | 69 | 741 | 37 | 398 |
| URUGUAY | 2 | 8 | 1 185 | 4 820 | 651 | 2 580 |
| ARGENTINA | 3 | 7 | 205 | 885 | 114 | 480 |
| CYPRUS | 5 | 10 | 109 | 217 | 60 | 118 |
| LEBANON | | 13 | 15 | 226 | 8 | 121 |
| IRAN | 9 | 9 | 747 | 952 | 414 | 524 |
| ISRAEL | 15 | 27 | 817 | 1 417 | 452 | 772 |
| JORDAN | 3 | 4 | 718 | 1 204 | 393 | 652 |
| AFGHANISTAN | 7 | 34 | 75 | 375 | 42 | 201 |
| INDIA | 128 | 255 | 499 | 1 532 | 274 | 821 |
| NEPAL | 3 | 12 | 34 | 201 | 19 | 109 |
| BURMA | | | 93 | 93 | 52 | 52 |
| THAILAND | 48 | 211 | 226 | 916 | 126 | 494 |
| INDONESIA | 29 | 55 | 52 | 170 | 29 | 90 |
| SINGAPORE | 9 | 15 | 18 | 103 | 10 | 54 |
| PHILIPPINES | 18 | 53 | 29 | 97 | 16 | 50 |
| P REP CHINA | 43 | 244 | 320 | 1 216 | 176 | 651 |
| SOUTH KOREA | 47 | 100 | 106 | 218 | 59 | 117 |
| JAPAN | 7 | 89 | 214 | 802 | 117 | 430 |
| TAIWAN | 300 | 451 | 402 | 646 | 220 | 351 |
| HONG KONG | 94 | 298 | 689 | 1 883 | 380 | 1 018 |
| AUSTRALIA | 3 | 5 | 184 | 285 | 101 | 155 |
| PAPUA NEW G | | 16 | 11 | 60 | 7 | 33 |
| EXPORTS | 1 066 | 3 635 | 44 150 | 144 159 | 24 354 | 77 682 |
| FRANCE | 33 | 136 | 1 709 | 5 742 | 948 | 3 097 |
| BELGIUM LUX | 43 | 197 | 1 283 | 4 537 | 708 | 2 444 |
| NETHERLANDS | 188 | 634 | 2 939 | 16 015 | 1 626 | 8 575 |
| ITALY | 5 | 120 | 440 | 2 361 | 242 | 1 266 |
| UNTD KINGDOM | 71 | 329 | 7 853 | 24 779 | 4 334 | 13 360 |
| DENMARK | 16 | 114 | 1 472 | 4 025 | 818 | 2 192 |
| NORWAY | 2 | 48 | 98 | 497 | 54 | 264 |
| SWEDEN | 6 | 15 | 484 | 1 411 | 269 | 765 |
| FINLAND | 2 | 8 | 1 636 | 1 726 | 910 | 957 |
| SWITZERLAND | 334 | 987 | 11 593 | 39 199 | 6 377 | 21 090 |
| AUSTRIA | 207 | 635 | 3 281 | 13 631 | 1 811 | 7 452 |
| SPAIN | 1 | 4 | 196 | 1 900 | 108 | 1 004 |
| GREECE | | 6 | 652 | 806 | 357 | 439 |
| POLAND | 2 | 2 | 717 | 744 | 393 | 408 |
| BULGARIA | | 1 | 1 | 163 | 1 | 87 |
| MOROCCO | | | 15 | 61 | 9 | 33 |
| S TOME PRINC | | | 120 | 120 | 67 | 67 |
| REP S AFRICA | 6 | 6 | 55 | 152 | 29 | 78 |
| USA | 86 | 207 | 6 441 | 16 436 | 3 542 | 8 902 |
| CANADA | 4 | 36 | 492 | 1 295 | 273 | 695 |
| VENEZUELA | 1 | 1 | 15 | 100 | 8 | 54 |
| BRAZIL | 5 | 5 | 339 | 388 | 186 | 211 |
| CHILE | | | | 72 | | 38 |
| URUGUAY | | | 4 | 117 | 2 | 61 |
| ARGENTINA | | 4 | 7 | 70 | 3 | 37 |
| IRAQ | 1 | 1 | 9 | 161 | 5 | 87 |
| ISRAEL | | 2 | 17 | 95 | 9 | 51 |
| KUWAIT | 3 | 4 | 71 | 76 | 39 | 42 |
| P REP CHINA | 25 | 25 | 751 | 772 | 418 | 429 |
| JAPAN | 7 | 40 | 411 | 4 010 | 225 | 2 140 |
| HONG KONG | 2 | 9 | 37 | 307 | 21 | 165 |
| AUSTRALIA | 3 | 9 | 727 | 1 465 | 404 | 811 |
| 897 GOLD, SILVER WARE, JEWELRY | | | | | | |
| IMPORTS | 2 780 | 7 829 | 124 852 | 353 030 | 68 752 | 190 377 |
| FRANCE | 82 | 229 | 5 752 | 19 625 | 3 170 | 10 566 |
| BELGIUM LUX | 66 | 97 | 1 255 | 2 817 | 691 | 1 526 |
| NETHERLANDS | 50 | 149 | 3 099 | 9 231 | 1 708 | 4 969 |
| ITALY | 376 | 1 157 | 62 707 | 172 319 | 34 517 | 92 945 |
| UNTD KINGDOM | 113 | 391 | 3 701 | 13 199 | 2 039 | 7 118 |
| IRISH REP | 176 | 390 | 2 987 | 7 152 | 1 646 | 3 861 |
| DENMARK | 2 | 14 | 930 | 2 838 | 511 | 1 524 |
| NORWAY | | | 119 | 310 | 67 | 173 |
| SWEDEN | | | 91 | 288 | 49 | 153 |
| FINLAND | 1 | 6 | 1 479 | 4 590 | 815 | 2 478 |
| SWITZERLAND | 96 | 308 | 5 308 | 18 148 | 2 923 | 9 775 |
| AUSTRIA | 86 | 283 | 5 478 | 15 240 | 3 018 | 8 224 |

6 IMPORTS AND EXPORTS (SPECIAL TRADE) BY GROUPS OF THE SITC AND BY COUNTRIES OF PRODUCTION AND CONSUMPTION 1979

| GROUP COUNTRY | DT = 100 KG | | 1 000 DM | | 1 000 \$ | |
|------------------|-------------|----------|-----------|----------|-----------|----------|
| | JULY/SEPT | JAN/SEPT | JULY/SEPT | JAN/SEPT | JULY/SEPT | JAN/SEPT |
| PORTUGAL | 3 | 8 | 1 036 | 2 826 | 572 | 1 524 |
| SPAIN | 14 | 61 | 2 835 | 7 964 | 1 563 | 4 295 |
| YUGOSLAVIA | | | 226 | 644 | 124 | 348 |
| GREECE | 29 | 48 | 381 | 891 | 211 | 485 |
| USSR | 1 | 3 | 132 | 266 | 72 | 144 |
| POLAND | 6 | 17 | 235 | 715 | 129 | 386 |
| CZECHOSLOVA | 37 | 110 | 600 | 1 761 | 330 | 949 |
| HUNGARY | 6 | 14 | 344 | 895 | 189 | 485 |
| EGYPT | 1 | 1 | 62 | 63 | 34 | 34 |
| UPPER VOLTA | | 23 | | 54 | | 30 |
| MAURITIUS | 2 | 6 | 341 | 815 | 186 | 437 |
| REP S AFRICA | 2 | 2 | 57 | 115 | 32 | 61 |
| USA | 91 | 239 | 3 975 | 10 153 | 2 191 | 5 484 |
| CANADA | 6 | 15 | 129 | 433 | 72 | 231 |
| MEXICO | 57 | 94 | 380 | 1 045 | 210 | 562 |
| COLOMBIA | 1 | 2 | 47 | 78 | 26 | 42 |
| PERU | | | 1 195 | 1 955 | 657 | 1 060 |
| BRAZIL | 178 | 585 | 925 | 2 889 | 512 | 1 560 |
| URUGUAY | 5 | 10 | 8 | 86 | 4 | 45 |
| ISRAEL | 6 | 24 | 936 | 2 502 | 516 | 1 353 |
| AFGHANISTAN | | 11 | 29 | 87 | 15 | 46 |
| PAKISTAN | 10 | 47 | 15 | 72 | 8 | 39 |
| INDIA | 80 | 150 | 629 | 1 892 | 347 | 1 019 |
| SRI LANKA | | | 40 | 85 | 22 | 45 |
| THAILAND | 20 | 39 | 3 375 | 8 646 | 1 857 | 4 662 |
| INDONESIA | | | 26 | 103 | 15 | 55 |
| MALAYSIA | 12 | 60 | 1 640 | 5 689 | 903 | 3 067 |
| SINGAPORE | | | 31 | 62 | 16 | 32 |
| PHILIPPINES | 244 | 544 | 1 836 | 3 740 | 1 011 | 2 022 |
| P REP CHINA | 24 | 71 | 455 | 1 430 | 250 | 767 |
| SOUTH KOREA | 234 | 569 | 1 649 | 3 766 | 906 | 2 035 |
| JAPAN | 51 | 132 | 3 073 | 9 847 | 1 693 | 5 299 |
| TAIWAN | 55 | 204 | 773 | 2 330 | 427 | 1 257 |
| HONG KONG | 547 | 1 693 | 4 363 | 12 994 | 2 407 | 7 003 |
| EXPORTS | 1 600 | 4 742 | 201 577 | 595 586 | 111 104 | 321 040 |
| FRANCE | 240 | 726 | 10 919 | 32 221 | 6 014 | 17 385 |
| RELGIUM LUX | 112 | 345 | 10 627 | 37 464 | 5 860 | 20 139 |
| NETHERLANDS | 291 | 798 | 28 610 | 82 281 | 15 778 | 44 430 |
| ITALY | 50 | 156 | 1 950 | 6 458 | 1 073 | 3 476 |
| UNTD KINGDOM | 104 | 308 | 19 603 | 57 484 | 10 814 | 30 995 |
| IRISH REP | 7 | 32 | 1 477 | 4 112 | 815 | 2 218 |
| DENMARK | 62 | 163 | 5 396 | 13 410 | 2 976 | 7 252 |
| ICELAND | | | 123 | 556 | 68 | 301 |
| NORWAY | 40 | 108 | 9 670 | 24 664 | 5 330 | 13 336 |
| SWEDEN | 63 | 206 | 5 581 | 17 207 | 3 078 | 9 279 |
| FINLAND | 37 | 48 | 2 254 | 6 361 | 1 244 | 3 424 |
| SWITZERLAND | 185 | 629 | 37 597 | 129 649 | 20 707 | 69 731 |
| AUSTRIA | 141 | 406 | 21 138 | 55 800 | 11 656 | 30 125 |
| PORTUGAL | 1 | 2 | 413 | 749 | 229 | 408 |
| SPAIN | 11 | 18 | 794 | 2 226 | 438 | 1 202 |
| ANDORRA | | 1 | 38 | 175 | 19 | 93 |
| MALTA | | | 123 | 285 | 68 | 152 |
| YUGOSLAVIA | 2 | 9 | 378 | 1 468 | 206 | 783 |
| GREECE | 6 | 33 | 381 | 1 512 | 207 | 812 |
| TURKEY | | 2 | 143 | 346 | 79 | 184 |
| USSR | | | 64 | 93 | 36 | 52 |
| POLAND | | 4 | 571 | 1 782 | 313 | 953 |
| CZECHOSLOVA | 3 | 5 | 570 | 1 608 | 315 | 867 |
| HUNGARY | 1 | 7 | 1 125 | 1 676 | 618 | 912 |
| RUMANIA | 7 | 7 | 38 | 64 | 20 | 34 |
| CANARY IS | 3 | 6 | 133 | 289 | 74 | 158 |
| EGYPT | | 10 | 16 | 2 398 | 9 | 1 286 |
| LIBERIA | 1 | 1 | 45 | 231 | 23 | 121 |
| IVORY COAST | 2 | 14 | 44 | 207 | 24 | 109 |
| BENIN | 5 | 10 | 199 | 582 | 110 | 315 |
| NIGERIA | 25 | 51 | 521 | 1 162 | 284 | 627 |
| KENYA | | 2 | 89 | 393 | 50 | 208 |
| REUNION | | | 19 | 114 | 11 | 60 |
| MAURITIUS | 5 | 13 | 591 | 1 549 | 326 | 834 |
| REP S AFRICA | 9 | 23 | 1 518 | 4 912 | 838 | 2 640 |
| USA | 75 | 242 | 10 383 | 25 455 | 5 731 | 13 767 |
| CANADA | 12 | 27 | 1 314 | 3 135 | 724 | 1 693 |
| MEXICO | | | 998 | 3 478 | 550 | 1 868 |
| BERMUDA | | | 128 | 774 | 70 | 416 |
| GUATEMALA | | | 41 | 186 | 23 | 99 |
| REP HONDURAS | | | 121 | 193 | 66 | 102 |
| EL SALVADOR | | | 41 | 60 | 22 | 32 |
| COSTA RICA | | 1 | 37 | 75 | 21 | 42 |
| PANAM EX CZ | 1 | 1 | 164 | 396 | 90 | 213 |
| REP HAITI | | 2 | 100 | 318 | 56 | 170 |
| BAHAMAS | | | 283 | 917 | 156 | 491 |
| DOMINIC REP | | | 64 | 334 | 35 | 178 |
| AM VIRGIN IS | | | 172 | 516 | 93 | 277 |
| GUADELOUPE | | | 46 | 167 | 26 | 92 |
| MARTINIQUE | | | 44 | 96 | 25 | 53 |
| CAYMAN IS | | | 73 | 217 | 40 | 116 |
| JAMAICA | | | 231 | 394 | 128 | 212 |
| BARBADOS | | | 427 | 917 | 237 | 495 |
| WEST INDIES | | | 70 | 199 | 40 | 110 |
| TRINIDAD TOB | | 1 | 78 | 173 | 43 | 96 |

6 IMPORTS AND EXPORTS (SPECIAL TRADE) BY GROUPS OF THE SITC AND BY COUNTRIES OF PRODUCTION AND CONSUMPTION 1979

| GROUP COUNTRY | DT = 100 KG | | 1 000 DM | | 1 000 \$ | |
|------------------|-------------|----------|-----------|----------|-----------|----------|
| | JULY/SEPT | JAN/SEPT | JULY/SEPT | JAN/SEPT | JULY/SEPT | JAN/SEPT |
| NETH ANTILL | | 1 | 1 055 | 2 550 | 584 | 1 375 |
| COLOMBIA | | | 329 | 1 367 | 182 | 738 |
| VENEZUELA | 5 | 11 | 729 | 1 598 | 402 | 865 |
| ECUADOR | | | 172 | 202 | 94 | 111 |
| PERU | | | | 435 | | 231 |
| BRAZIL | | | 61 | 237 | 32 | 128 |
| CHILE | | 1 | 160 | 667 | 87 | 359 |
| BOLIVIA | | 2 | 8 | 58 | 4 | 31 |
| PARAGUAY | | | 23 | 77 | 13 | 41 |
| ARGENTINA | 2 | 2 | 73 | 206 | 41 | 112 |
| CYPRUS | | | 23 | 125 | 12 | 67 |
| LEBANON | | 4 | 20 | 91 | 11 | 47 |
| SYRIA | 8 | 12 | 42 | 697 | 23 | 371 |
| IRAN | | | 75 | 159 | 41 | 85 |
| ISRAEL | 2 | 5 | 508 | 3 516 | 276 | 1 870 |
| JORDAN | | | 12 | 146 | 6 | 73 |
| SAUDI ARABIA | 23 | 47 | 7 519 | 13 104 | 4 142 | 7 098 |
| KUWAIT | | 1 | 435 | 1 914 | 237 | 1 027 |
| BAHRAIN | 1 | 2 | 44 | 91 | 24 | 48 |
| QATAR | | | 328 | 902 | 180 | 492 |
| ARAB EMIRAT | | | 413 | 2 605 | 227 | 1 403 |
| OMAN | | | 99 | 204 | 55 | 111 |
| AFGHANISTAN | 3 | 6 | 71 | 184 | 38 | 98 |
| PAKISTAN | | | 963 | 1 240 | 527 | 672 |
| INDIA | | 2 | 42 | 134 | 23 | 72 |
| SRI LANKA | | | | 181 | | 98 |
| THAILAND | 2 | 2 | 55 | 104 | 30 | 55 |
| MALAYSIA | | | 210 | 673 | 116 | 362 |
| SINGAPORE | | 2 | 514 | 886 | 286 | 483 |
| PHILIPPINES | 1 | 2 | 29 | 103 | 16 | 55 |
| SOUTH KOREA | | 1 | 3 | 799 | 1 | 432 |
| JAPAN | 23 | 120 | 4 555 | 13 686 | 2 509 | 7 385 |
| TAIWAN | 4 | 12 | 193 | 709 | 106 | 381 |
| HONG KONG | 1 | 23 | 1 011 | 5 900 | 557 | 3 175 |
| AUSTRALIA | 23 | 57 | 3 468 | 8 382 | 1 912 | 4 520 |
| NEW ZEALAND | | 3 | 168 | 525 | 92 | 281 |
| NEW CALEDON | | | 1 | 68 | 1 | 36 |
| FIJI | | | 369 | 705 | 205 | 382 |
| FR POLYNESIA | | | 33 | 162 | 19 | 86 |

898 MUSICAL INSTRUMENTS,PTS

| IMPORTS | 66 611 | 212 966 | 169 694 | 523 948 | 93 490 | 282 421 |
|--------------|--------|---------|---------|---------|---------|---------|
| FRANCE | 5 317 | 20 306 | 15 709 | 52 469 | 8 675 | 28 274 |
| BELGIUM LUX | 720 | 2 187 | 2 350 | 8 491 | 1 297 | 4 562 |
| NETHERLANDS | 11 916 | 31 186 | 19 753 | 59 426 | 10 880 | 32 042 |
| ITALY | 12 840 | 41 338 | 25 344 | 76 877 | 13 976 | 41 467 |
| UNTD KINGDOM | 5 031 | 17 923 | 12 052 | 44 260 | 6 640 | 23 812 |
| IRISH REP | 63 | 140 | 1 060 | 1 829 | 584 | 996 |
| DENMARK | 748 | 2 225 | 1 190 | 4 198 | 652 | 2 260 |
| NORWAY | 92 | 98 | 175 | 247 | 95 | 134 |
| SWEDEN | 847 | 2 937 | 876 | 3 061 | 483 | 1 647 |
| FINLAND | 979 | 2 841 | 1 626 | 4 672 | 896 | 2 518 |
| SWITZERLAND | 1 149 | 4 291 | 3 644 | 14 457 | 2 008 | 7 769 |
| AUSTRIA | 523 | 2 087 | 3 440 | 13 118 | 1 897 | 7 071 |
| PORTUGAL | 66 | 202 | 134 | 368 | 75 | 197 |
| SPAIN | 215 | 781 | 936 | 2 986 | 520 | 1 614 |
| YUGOSLAVIA | 71 | 215 | 332 | 982 | 183 | 528 |
| GREECE | 25 | 78 | 62 | 199 | 34 | 106 |
| USSR | 206 | 900 | 182 | 766 | 99 | 412 |
| POLAND | 178 | 869 | 191 | 782 | 105 | 421 |
| CZECHOSLOVA | 150 | 429 | 494 | 1 378 | 270 | 742 |
| HUNGARY | 255 | 508 | 308 | 671 | 169 | 366 |
| RUMANIA | 36 | 81 | 187 | 430 | 104 | 231 |
| BULGARIA | 52 | 122 | 144 | 316 | 80 | 170 |
| CANARY IS | 91 | 137 | 225 | 341 | 123 | 185 |
| REP S AFRICA | 827 | 2 769 | 658 | 2 106 | 362 | 1 136 |
| USA | 8 553 | 25 345 | 41 925 | 114 837 | 23 075 | 61 952 |
| CANADA | 459 | 1 149 | 1 141 | 3 290 | 630 | 1 769 |
| MEXICO | 33 | 83 | 76 | 165 | 42 | 91 |
| BRAZIL | 17 | 51 | 67 | 188 | 36 | 99 |
| ISRAEL | 97 | 223 | 271 | 542 | 150 | 294 |
| INDIA | 45 | 109 | 41 | 130 | 22 | 69 |
| THAILAND | 103 | 304 | 113 | 326 | 61 | 175 |
| INDONESIA | 148 | 907 | 242 | 1 537 | 132 | 821 |
| SINGAPORE | 38 | 86 | 329 | 857 | 180 | 462 |
| P REP CHINA | 378 | 1 205 | 398 | 1 118 | 219 | 601 |
| SOUTH KOREA | 1 243 | 3 227 | 1 936 | 4 835 | 1 064 | 2 608 |
| JAPAN | 10 901 | 36 938 | 28 709 | 91 475 | 15 811 | 49 302 |
| TAIWAN | 764 | 1 906 | 1 396 | 3 333 | 770 | 1 809 |
| HONG KONG | 1 363 | 6 609 | 1 811 | 6 505 | 1 000 | 3 509 |
| AUSTRALIA | 11 | 24 | 60 | 126 | 33 | 67 |
| EXPORTS | 63 666 | 189 568 | 224 603 | 667 473 | 123 692 | 359 900 |
| FRANCE | 9 881 | 27 493 | 26 116 | 75 434 | 14 382 | 40 706 |
| BELGIUM LUX | 2 713 | 10 404 | 11 185 | 39 102 | 6 158 | 21 059 |
| NETHERLANDS | 9 063 | 28 133 | 23 551 | 74 506 | 12 984 | 40 173 |
| ITALY | 3 220 | 11 233 | 10 495 | 38 210 | 5 790 | 20 563 |
| UNTD KINGDOM | 5 274 | 14 717 | 29 619 | 72 187 | 16 312 | 38 978 |
| IRISH REP | 198 | 545 | 696 | 1 774 | 382 | 958 |

6 IMPORTS AND EXPORTS (SPECIAL TRADE) BY GROUPS OF THE SITC AND BY COUNTRIES OF PRODUCTION AND CONSUMPTION 1979

| GROUP COUNTRY | DT = 100 KG | | 1 000 DM | | 1 000 \$ | |
|------------------|-------------|----------|-----------|----------|-----------|----------|
| | JULY/SEPT | JAN/SEPT | JULY/SEPT | JAN/SEPT | JULY/SEPT | JAN/SEPT |
| DENMARK | 1 817 | 5 510 | 6 037 | 19 146 | 3 335 | 10 328 |
| ICELAND | 18 | 53 | 57 | 193 | 32 | 102 |
| NORWAY | 1 356 | 3 497 | 4 763 | 11 975 | 2 630 | 6 475 |
| SWEDEN | 2 845 | 7 209 | 8 600 | 23 305 | 4 732 | 12 568 |
| FINLAND | 807 | 2 648 | 2 864 | 8 768 | 1 580 | 4 728 |
| SWITZERLAND | 5 840 | 18 460 | 20 712 | 66 622 | 11 406 | 35 914 |
| AUSTRIA | 5 324 | 15 799 | 18 262 | 58 184 | 10 063 | 31 385 |
| PORTUGAL | 125 | 266 | 482 | 1 289 | 264 | 700 |
| SPAIN | 999 | 2 917 | 3 738 | 11 174 | 2 056 | 6 017 |
| ANDORRA | 23 | 106 | 88 | 311 | 49 | 168 |
| MALTA | 30 | 81 | 135 | 322 | 76 | 177 |
| YUGOSLAVIA | 425 | 1 526 | 2 329 | 8 084 | 1 276 | 4 338 |
| GREECE | 721 | 3 338 | 1 796 | 6 125 | 987 | 3 294 |
| TURKEY | 35 | 90 | 229 | 542 | 127 | 296 |
| USSR | 208 | 872 | 1 089 | 2 445 | 598 | 1 317 |
| POLAND | 853 | 1 659 | 2 563 | 5 203 | 1 410 | 2 816 |
| CZECHOSLOVA | 483 | 960 | 1 756 | 3 617 | 969 | 1 963 |
| HUNGARY | 215 | 1 011 | 1 045 | 3 836 | 573 | 2 059 |
| RUMANIA | 588 | 1 131 | 1 777 | 3 341 | 979 | 1 810 |
| BULGARIA | 307 | 764 | 791 | 2 077 | 436 | 1 117 |
| CANARY IS | 13 | 44 | 54 | 201 | 30 | 110 |
| MOROCCO | 11 | 39 | 57 | 198 | 32 | 105 |
| ALGERIA | 73 | 80 | 166 | 343 | 91 | 186 |
| TUNISIA | 25 | 132 | 63 | 318 | 37 | 174 |
| LIBYA | 30 | 70 | 289 | 575 | 160 | 309 |
| EGYPT | 24 | 47 | 94 | 223 | 50 | 119 |
| LIBERIA | 5 | 414 | 20 | 968 | 11 | 513 |
| IVORY COAST | 20 | 158 | 83 | 476 | 45 | 255 |
| BENIN | | 10 | | 52 | | 30 |
| NIGERIA | 55 | 94 | 308 | 456 | 167 | 244 |
| CAMEROUN | 8 | 82 | 21 | 145 | 12 | 77 |
| CONGO | 2 | 10 | 6 | 69 | 3 | 37 |
| ZAIRE | 6 | 62 | 18 | 234 | 9 | 123 |
| ANGOLA | 24 | 38 | 92 | 121 | 50 | 65 |
| ETHIOPIA | 2 | 28 | 5 | 76 | 3 | 41 |
| DJIBOUTI | 11 | 43 | 32 | 125 | 18 | 68 |
| KENYA | 5 | 17 | 56 | 156 | 28 | 82 |
| MADAGASCAR | | 14 | | 76 | | 41 |
| ZAMBIA | 22 | 36 | 64 | 106 | 36 | 59 |
| REP S AFRICA | 268 | 767 | 1 135 | 3 065 | 623 | 1 656 |
| USA | 4 994 | 13 899 | 21 697 | 64 436 | 11 950 | 34 747 |
| CANADA | 473 | 1 449 | 2 071 | 5 720 | 1 139 | 3 089 |
| MEXICO | 224 | 410 | 787 | 1 680 | 436 | 915 |
| GUATEMALA | 32 | 45 | 126 | 172 | 69 | 96 |
| COSTA RICA | 4 | 34 | 32 | 305 | 17 | 163 |
| PANAM EX CZ | 8 | 16 | 43 | 87 | 24 | 48 |
| CUBA | 5 | 33 | 17 | 99 | 9 | 53 |
| DOMINIC REP | 4 | 22 | 31 | 103 | 16 | 54 |
| GUADELOUPE | 7 | 21 | 26 | 65 | 13 | 35 |
| NETH ANTILL | 6 | 17 | 33 | 98 | 18 | 51 |
| COLOMBIA | 19 | 61 | 98 | 373 | 54 | 201 |
| VENEZUELA | 246 | 453 | 811 | 1 759 | 446 | 951 |
| FRENCH GUIAN | | 12 | | 58 | | 31 |
| ECUADOR | 18 | 25 | 72 | 163 | 40 | 86 |
| PERU | 92 | 96 | 267 | 293 | 149 | 163 |
| BRAZIL | 135 | 368 | 587 | 1 658 | 322 | 895 |
| CHILE | 65 | 211 | 317 | 809 | 173 | 436 |
| BOLIVIA | 4 | 20 | 18 | 64 | 12 | 37 |
| PARAGUAY | 7 | 30 | 20 | 97 | 11 | 48 |
| URUGUAY | 48 | 88 | 94 | 165 | 53 | 91 |
| ARGENTINA | 221 | 475 | 928 | 2 356 | 510 | 1 263 |
| CYPRUS | 14 | 45 | 74 | 191 | 40 | 103 |
| LEBANON | 27 | 50 | 90 | 197 | 49 | 107 |
| SYRIA | 22 | 52 | 126 | 295 | 68 | 158 |
| IRAQ | 35 | 130 | 98 | 411 | 53 | 222 |
| IRAN | 123 | 150 | 188 | 307 | 104 | 167 |
| ISRAEL | 163 | 621 | 590 | 1 598 | 322 | 863 |
| JORDAN | 15 | 26 | 71 | 130 | 40 | 70 |
| SAUDI ARABIA | 46 | 466 | 214 | 2 015 | 119 | 1 085 |
| KUWAIT | 71 | 285 | 422 | 1 665 | 231 | 894 |
| BAHRAIN | 8 | 29 | 60 | 236 | 34 | 127 |
| QATAR | 3 | 13 | 15 | 63 | 8 | 35 |
| ARAB EMIRAT | 109 | 194 | 522 | 1 002 | 286 | 540 |
| OMAN | 5 | 38 | 36 | 156 | 20 | 86 |
| NORTH YEMEN | | 38 | 6 | 94 | 3 | 49 |
| INDIA | 1 | 52 | 9 | 137 | 6 | 72 |
| SRI LANKA | 23 | 34 | 47 | 83 | 27 | 45 |
| THAILAND | 123 | 194 | 94 | 292 | 51 | 153 |
| INDONESIA | 117 | 186 | 267 | 566 | 150 | 310 |
| MALAYSIA | 8 | 55 | 59 | 185 | 34 | 102 |
| SINGAPORE | 93 | 292 | 449 | 1 230 | 248 | 667 |
| PHILIPPINES | 1 | 39 | 16 | 177 | 7 | 94 |
| P REP CHINA | 27 | 91 | 102 | 335 | 53 | 179 |
| NORTH KOREA | | 8 | 2 | 70 | 1 | 38 |
| SOUTH KOREA | 54 | 192 | 331 | 1 106 | 183 | 599 |
| JAPAN | 1 087 | 2 950 | 5 966 | 17 903 | 3 285 | 9 649 |
| TAIWAN | 52 | 134 | 180 | 405 | 97 | 217 |
| HONG KONG | 95 | 572 | 542 | 2 802 | 298 | 1 496 |
| AUSTRALIA | 602 | 1 726 | 2 016 | 5 623 | 1 107 | 3 030 |
| NEW ZEALAND | 61 | 172 | 296 | 729 | 159 | 384 |
| AMER OCEANIA | 8 | 24 | 17 | 72 | 9 | 37 |

6 IMPORTS AND EXPORTS (SPECIAL TRADE) BY GROUPS OF THE SITC AND BY COUNTRIES OF PRODUCTION AND CONSUMPTION 1979

| GROUP COUNTRY | DT = 100 KG | | 1 000 DM | | 1 000 \$ | |
|------------------------------|-------------|----------|-----------|----------|-----------|----------|
| | JULY/SEPT | JAN/SEPT | JULY/SEPT | JAN/SEPT | JULY/SEPT | JAN/SEPT |
| 899 OTHER MANUFACTURED GOODS | | | | | | |
| IMPORTS | 165 186 | 507 285 | 245 113 | 755 205 | 134 901 | 406 819 |
| FRANCE | 10 518 | 35 421 | 23 344 | 77 477 | 12 856 | 41 700 |
| BELGIUM LUX | 4 740 | 12 160 | 6 121 | 19 329 | 3 367 | 10 406 |
| NETHERLANDS | 14 253 | 35 289 | 22 045 | 71 575 | 12 138 | 38 549 |
| ITALY | 12 752 | 48 267 | 17 777 | 62 779 | 9 780 | 33 781 |
| UNTD KINGDOM | 4 026 | 11 203 | 6 141 | 18 369 | 3 377 | 9 888 |
| IRISH REP | 747 | 2 090 | 2 950 | 8 428 | 1 621 | 4 538 |
| DENMARK | 5 838 | 16 254 | 7 874 | 22 968 | 4 343 | 12 394 |
| NORWAY | 42 | 230 | 49 | 311 | 26 | 167 |
| SWEDEN | 879 | 3 459 | 3 947 | 14 145 | 2 177 | 7 611 |
| FINLAND | 1 871 | 3 839 | 1 091 | 2 984 | 601 | 1 603 |
| SWITZERLAND | 4 611 | 10 485 | 22 668 | 65 351 | 12 496 | 35 265 |
| AUSTRIA | 1 198 | 4 059 | 4 636 | 14 104 | 2 549 | 7 587 |
| PORTUGAL | 1 958 | 6 136 | 1 758 | 6 340 | 962 | 3 409 |
| SPAIN | 1 623 | 5 500 | 4 317 | 14 366 | 2 369 | 7 720 |
| MALTA | 8 | 51 | 20 | 130 | 11 | 70 |
| YUGOSLAVIA | 3 104 | 12 341 | 2 837 | 11 601 | 1 562 | 6 235 |
| GREECE | 2 | 55 | 37 | 150 | 20 | 80 |
| TURKEY | 48 | 250 | 55 | 195 | 29 | 105 |
| USSR | 4 | 18 | 633 | 1 532 | 348 | 829 |
| POLAND | 2 609 | 8 454 | 1 324 | 4 666 | 730 | 2 513 |
| CZECHOSLOVA | 921 | 5 748 | 570 | 1 790 | 315 | 964 |
| HUNGARY | 4 006 | 10 027 | 1 726 | 4 356 | 948 | 2 349 |
| RUMANIA | 5 024 | 16 884 | 2 009 | 6 651 | 1 105 | 3 581 |
| BULGARIA | 119 | 582 | 99 | 352 | 54 | 189 |
| ALBANIA | 77 | 335 | 61 | 196 | 34 | 107 |
| MOROCCO | 599 | 2 012 | 273 | 1 046 | 151 | 561 |
| UPPER VOLTA | | 58 | | 139 | | 75 |
| KENYA | 523 | 534 | 132 | 148 | 72 | 80 |
| TANZANIA | | 17 | 1 | 81 | 1 | 44 |
| REP S AFRICA | 2 | 18 | 53 | 191 | 29 | 102 |
| LESOTHO | 626 | 1 515 | 1 119 | 2 617 | 614 | 1 410 |
| USA | 2 439 | 6 512 | 15 512 | 45 908 | 8 542 | 24 734 |
| CANADA | 34 | 76 | 328 | 881 | 180 | 473 |
| MEXICO | 61 | 237 | 93 | 411 | 51 | 222 |
| REP HAITI | 64 | 142 | 54 | 97 | 30 | 54 |
| DOMINIC REP | | 2 | 7 | 83 | 4 | 45 |
| CAYMAN IS | 13 | 22 | 556 | 1 123 | 337 | 607 |
| TRINIDAD TOB | | 1 | 30 | 91 | 16 | 49 |
| COLOMBIA | 297 | 327 | 115 | 130 | 63 | 70 |
| BRAZIL | 4 | 20 | 338 | 715 | 185 | 387 |
| URUGUAY | | 9 | 37 | 119 | 19 | 62 |
| ARGENTINA | 130 | 136 | 138 | 150 | 75 | 80 |
| ISRAEL | 67 | 221 | 213 | 491 | 117 | 271 |
| PAKISTAN | 29 | 133 | 40 | 185 | 23 | 101 |
| INDIA | 797 | 1 475 | 1 025 | 2 543 | 564 | 1 372 |
| BANGLADESH | 22 | 82 | 16 | 86 | 8 | 46 |
| THAILAND | 341 | 1 882 | 717 | 2 292 | 396 | 1 234 |
| INDONESIA | 238 | 507 | 181 | 435 | 99 | 237 |
| MALAYSIA | 1 030 | 2 770 | 3 970 | 11 198 | 2 185 | 6 041 |
| SINGAPORE | 218 | 824 | 201 | 817 | 111 | 441 |
| PHILIPPINES | 4 980 | 14 970 | 8 032 | 19 003 | 4 411 | 10 262 |
| P REP CHINA | 33 201 | 103 065 | 13 148 | 40 531 | 7 227 | 21 834 |
| SOUTH KOREA | 3 304 | 11 862 | 7 189 | 22 216 | 3 950 | 11 973 |
| JAPAN | 8 323 | 22 436 | 21 242 | 63 208 | 11 684 | 34 050 |
| TAIWAN | 11 953 | 41 276 | 12 814 | 40 552 | 7 060 | 21 799 |
| HONG KONG | 14 811 | 44 650 | 22 931 | 65 436 | 12 626 | 35 318 |
| MACAO | 22 | 43 | 49 | 85 | 27 | 47 |
| AUSTRALIA | 6 | 27 | 239 | 1 200 | 131 | 645 |
| NEW ZEALAND | 1 | 5 | 122 | 424 | 66 | 225 |
| EXPORTS | 83 502 | 271 791 | 191 820 | 596 871 | 105 660 | 321 666 |
| FRANCE | 9 876 | 38 605 | 19 065 | 70 606 | 10 517 | 38 012 |
| BELGIUM LUX | 7 972 | 23 969 | 12 377 | 39 201 | 6 827 | 21 146 |
| NETHERLANDS | 12 369 | 46 336 | 25 068 | 81 960 | 13 819 | 44 165 |
| ITALY | 4 823 | 13 881 | 12 456 | 39 198 | 6 855 | 21 117 |
| UNTD KINGDOM | 4 490 | 13 117 | 10 628 | 32 501 | 5 856 | 17 524 |
| IRISH REP | 518 | 1 552 | 1 076 | 3 429 | 597 | 1 857 |
| DENMARK | 3 071 | 10 840 | 5 211 | 15 871 | 2 873 | 8 574 |
| ICELAND | 55 | 135 | 187 | 458 | 102 | 241 |
| NORWAY | 871 | 3 015 | 3 167 | 9 323 | 1 748 | 5 028 |
| SWEDEN | 2 235 | 5 800 | 5 806 | 17 416 | 3 209 | 9 408 |
| FINLAND | 926 | 3 417 | 2 642 | 8 970 | 1 463 | 4 844 |
| SWITZERLAND | 7 055 | 21 855 | 15 509 | 44 789 | 8 556 | 24 167 |
| AUSTRIA | 8 822 | 24 409 | 14 268 | 44 122 | 7 855 | 23 779 |
| PORTUGAL | 1 711 | 6 273 | 2 509 | 9 246 | 1 382 | 4 981 |
| SPAIN | 986 | 2 885 | 2 992 | 8 764 | 1 651 | 4 729 |
| ANDORRA | 37 | 68 | 54 | 127 | 30 | 66 |
| MALTA | 342 | 1 154 | 920 | 3 099 | 501 | 1 665 |
| YUGOSLAVIA | 1 327 | 4 533 | 5 604 | 17 236 | 3 082 | 9 287 |
| GREECE | 866 | 3 545 | 2 923 | 8 581 | 1 605 | 4 621 |
| TURKEY | 69 | 274 | 1 135 | 3 275 | 566 | 1 765 |
| USSR | 585 | 1 357 | 868 | 2 266 | 475 | 1 215 |
| POLAND | 400 | 901 | 1 544 | 4 513 | 849 | 2 429 |
| CZECHOSLOVA | 208 | 519 | 757 | 1 820 | 413 | 975 |
| HUNGARY | 337 | 1 002 | 1 900 | 5 728 | 1 048 | 3 083 |
| RUMANIA | 392 | 1 047 | 2 289 | 4 766 | 1 267 | 2 586 |
| BULGARIA | 134 | 276 | 670 | 1 223 | 365 | 660 |

6 IMPORTS AND EXPORTS (SPECIAL TRADE) BY GROUPS OF THE SITC AND BY COUNTRIES OF PRODUCTION AND CONSUMPTION 1979

| GROUP COUNTRY | DT = 100 KG | | 1 000 DM | | 1 000 \$ | |
|------------------|-------------|----------|-----------|----------|-----------|----------|
| | JULY/SEPT | JAN/SEPT | JULY/SEPT | JAN/SEPT | JULY/SEPT | JAN/SEPT |
| CANARY IS | 73 | 121 | 217 | 407 | 121 | 219 |
| MOROCCO | 55 | 263 | 215 | 727 | 120 | 399 |
| CEUTA MEL | | | 54 | 57 | 30 | 31 |
| ALGERIA | 663 | 1 153 | 1 616 | 2 628 | 895 | 1 433 |
| TUNISIA | 190 | 645 | 838 | 2 403 | 458 | 1 290 |
| LIBYA | 119 | 161 | 373 | 705 | 204 | 382 |
| EGYPT | 55 | 238 | 189 | 570 | 104 | 308 |
| SUDAN | 37 | 61 | 94 | 137 | 53 | 76 |
| SENEGAL | 21 | 43 | 47 | 102 | 25 | 53 |
| LIBERIA | 4 | 52 | 15 | 132 | 7 | 70 |
| IVORY COAST | 97 | 169 | 136 | 250 | 75 | 136 |
| GHANA | 1 | 29 | 7 | 232 | 3 | 125 |
| NIGERIA | 292 | 473 | 584 | 1 044 | 321 | 566 |
| ZAIRE | 6 | 15 | 42 | 61 | 23 | 33 |
| ANGOLA | 27 | 57 | 92 | 233 | 51 | 125 |
| ETHIOPIA | 23 | 67 | 66 | 268 | 34 | 143 |
| KENYA | 20 | 35 | 91 | 205 | 49 | 105 |
| MOZAMBIQUE | 3 | 25 | 32 | 149 | 17 | 79 |
| MADAGASCAR | 55 | 58 | 62 | 87 | 34 | 48 |
| REUNION | 1 | 5 | 22 | 66 | 12 | 35 |
| MAURITIUS | 5 | 15 | 10 | 63 | 7 | 34 |
| ZAMBIA | 25 | 53 | 147 | 286 | 83 | 155 |
| REP S AFRICA | 508 | 2 286 | 1 422 | 4 189 | 777 | 2 252 |
| LESOTHO | 829 | 2 325 | 801 | 2 484 | 444 | 1 340 |
| USA | 3 006 | 9 124 | 10 497 | 32 529 | 5 780 | 17 534 |
| CANADA | 590 | 3 115 | 1 866 | 5 649 | 1 026 | 3 041 |
| MEXICO | 26 | 82 | 242 | 869 | 132 | 460 |
| GUATEMALA | 19 | 49 | 40 | 80 | 21 | 44 |
| EL SALVADOR | 27 | 52 | 45 | 92 | 24 | 50 |
| COSTA RICA | 19 | 62 | 65 | 118 | 35 | 62 |
| PANAM EX CZ | 31 | 63 | 75 | 139 | 41 | 72 |
| CUBA | 8 | 69 | 55 | 303 | 30 | 163 |
| REP HAITI | 6 | 24 | 26 | 74 | 14 | 42 |
| DOMINIC REP | 39 | 83 | 65 | 154 | 36 | 78 |
| GUADELOUPE | 6 | 119 | 12 | 154 | 6 | 82 |
| MARTINIQUE | 87 | 95 | 121 | 154 | 66 | 83 |
| TRINIDAD TOB | 86 | 118 | 81 | 147 | 45 | 80 |
| NETH ANTILL | 7 | 38 | 85 | 177 | 44 | 90 |
| COLOMBIA | 4 | 54 | 63 | 236 | 35 | 131 |
| VENEZUELA | 206 | 373 | 565 | 1 385 | 316 | 749 |
| SURINAM | 47 | 106 | 35 | 120 | 17 | 64 |
| ECUADOR | 23 | 82 | 72 | 236 | 37 | 120 |
| PERU | 21 | 26 | 50 | 137 | 27 | 72 |
| BRAZIL | 16 | 49 | 329 | 966 | 181 | 521 |
| CHILE | 122 | 234 | 488 | 940 | 269 | 513 |
| BOLIVIA | 10 | 48 | 34 | 137 | 20 | 76 |
| PARAGUAY | 36 | 71 | 77 | 162 | 41 | 89 |
| URUGUAY | 32 | 47 | 75 | 123 | 39 | 68 |
| ARGENTINA | 129 | 385 | 599 | 1 517 | 330 | 812 |
| CYPRUS | 52 | 167 | 143 | 426 | 75 | 220 |
| LEBANON | 36 | 181 | 93 | 363 | 51 | 191 |
| SYRIA | 38 | 519 | 111 | 606 | 61 | 322 |
| IRAQ | 122 | 152 | 374 | 462 | 208 | 253 |
| IRAN | 463 | 703 | 996 | 2 017 | 547 | 1 088 |
| ISRAEL | 202 | 963 | 571 | 2 024 | 312 | 1 088 |
| JORDAN | 42 | 92 | 170 | 303 | 92 | 161 |
| SAUDI ARABIA | 663 | 2 073 | 2 421 | 5 360 | 1 324 | 2 888 |
| KUWAIT | 95 | 511 | 212 | 899 | 111 | 475 |
| BAHRAIN | 22 | 39 | 72 | 148 | 38 | 76 |
| QATAR | 11 | 71 | 115 | 249 | 63 | 134 |
| ARAB EMIRAT | 136 | 550 | 179 | 676 | 101 | 368 |
| OMAN | 17 | 42 | 21 | 61 | 12 | 35 |
| NORTH YEMEN | 65 | 177 | 101 | 173 | 56 | 94 |
| SOUTH YEMEN | 41 | 67 | 54 | 69 | 30 | 38 |
| AFGHANISTAN | 13 | 62 | 27 | 123 | 16 | 64 |
| PAKISTAN | 26 | 68 | 81 | 234 | 45 | 126 |
| INDIA | 5 | 42 | 53 | 198 | 27 | 103 |
| BURMA | 2 | 5 | 9 | 96 | 5 | 52 |
| THAILAND | 45 | 195 | 159 | 587 | 85 | 312 |
| INDONESIA | 612 | 1 883 | 2 224 | 6 488 | 1 219 | 3 496 |
| MALAYSIA | 459 | 2 556 | 1 343 | 7 939 | 739 | 4 257 |
| SINGAPORE | 146 | 451 | 282 | 782 | 158 | 421 |
| PHILIPPINES | 70 | 176 | 413 | 750 | 229 | 413 |
| P REP CHINA | 15 | 26 | 66 | 120 | 37 | 65 |
| SOUTH KOREA | 31 | 180 | 446 | 1 296 | 246 | 699 |
| JAPAN | 530 | 1 498 | 2 737 | 8 343 | 1 513 | 4 516 |
| TAIWAN | 171 | 765 | 236 | 1 316 | 131 | 705 |
| HONG KONG | 672 | 2 236 | 1 886 | 6 270 | 1 035 | 3 366 |
| AUSTRALIA | 269 | 874 | 1 243 | 4 359 | 688 | 2 347 |
| NEW ZEALAND | 203 | 543 | 350 | 925 | 194 | 500 |
| FR POLYNESIA | 12 | 19 | 34 | 62 | 16 | 32 |

6 IMPORTS AND EXPORTS (SPECIAL TRADE) BY GROUPS OF THE SITC AND BY COUNTRIES OF PRODUCTION AND CONSUMPTION 1979

| GROUP COUNTRY | DT = 100 KG | | 1 000 DM | | 1 000 \$ | |
|------------------------------|-------------|-----------|-----------|-----------|-----------|-----------|
| | JULY/SEPT | JAN/SEPT | JULY/SEPT | JAN/SEPT | JULY/SEPT | JAN/SEPT |
| 931 SPECIAL TRANSACTIONS | | | | | | |
| IMPORTS | 2 090 162 | 6 265 642 | 1 362 256 | 4 108 499 | 749 775 | 2 213 288 |
| EXPORTS | 1 357 148 | 4 477 741 | 1 278 001 | 3 874 101 | 703 658 | 2 086 745 |
| 941 ZOO ANIMALS, PETS | | | | | | |
| IMPORTS | 3 637 | 9 770 | 6 716 | 19 074 | 3 695 | 10 269 |
| FRANCE | 345 | 1 022 | 260 | 788 | 143 | 423 |
| BELGIUM LUX | 51 | 123 | 40 | 107 | 22 | 57 |
| NETHERLANDS | 1 061 | 2 422 | 1 120 | 2 792 | 616 | 1 507 |
| ITALY | | 7 | 20 | 58 | 12 | 33 |
| UNTD KINGDOM | 818 | 1 882 | 800 | 2 112 | 440 | 1 139 |
| IRISH REP | 7 | 87 | 104 | 356 | 57 | 192 |
| DENMARK | 31 | 262 | 279 | 1 108 | 153 | 594 |
| NORWAY | 6 | 6 | 78 | 78 | 43 | 43 |
| SWEDEN | 8 | 41 | 14 | 71 | 8 | 37 |
| SWITZERLAND | 203 | 677 | 240 | 798 | 133 | 429 |
| AUSTRIA | 181 | 530 | 151 | 526 | 83 | 284 |
| SPAIN | 46 | 58 | 15 | 107 | 8 | 55 |
| YUGOSLAVIA | 29 | 293 | 38 | 291 | 20 | 154 |
| USSR | 7 | 164 | 15 | 212 | 9 | 111 |
| POLAND | 133 | 435 | 116 | 341 | 64 | 184 |
| CZECHOSLOVA | 85 | 295 | 328 | 672 | 180 | 363 |
| HUNGARY | 24 | 101 | 36 | 107 | 20 | 58 |
| ROMANIA | 12 | 20 | 89 | 148 | 48 | 79 |
| BULGARIA | 6 | 7 | 29 | 60 | 15 | 32 |
| SENEGAL | 21 | 72 | 193 | 529 | 107 | 287 |
| LIBERIA | 2 | 7 | 23 | 77 | 12 | 42 |
| GHANA | 17 | 47 | 137 | 389 | 76 | 209 |
| CAMEROON | 2 | 24 | 37 | 623 | 20 | 330 |
| KENYA | 14 | 30 | 37 | 125 | 21 | 69 |
| TANZANIA | 10 | 16 | 118 | 183 | 66 | 100 |
| REP S AFRICA | 125 | 159 | 220 | 366 | 121 | 200 |
| USA | 92 | 209 | 382 | 892 | 210 | 482 |
| CANADA | 153 | 266 | 288 | 508 | 159 | 275 |
| MEXICO | | 14 | 3 | 275 | 2 | 147 |
| COSTA RICA | | 3 | 19 | 58 | 12 | 32 |
| COLOMBIA | 14 | 33 | 241 | 607 | 132 | 326 |
| GUYANA | 18 | 20 | 107 | 138 | 59 | 75 |
| ECUADOR | 3 | 4 | 31 | 71 | 18 | 38 |
| PERU | 2 | 3 | 23 | 61 | 13 | 33 |
| CHILE | | 16 | 11 | 84 | 6 | 45 |
| BOLIVIA | 1 | 6 | 40 | 95 | 21 | 50 |
| PARAGUAY | 7 | 38 | 161 | 648 | 89 | 349 |
| ARGENTINA | 5 | 8 | 67 | 121 | 37 | 66 |
| PAKISTAN | 5 | 6 | 50 | 74 | 27 | 40 |
| INDIA | | 25 | | 89 | | 48 |
| THAILAND | 34 | 66 | 195 | 548 | 106 | 294 |
| INDONESIA | 20 | 74 | 226 | 614 | 124 | 331 |
| MALAYSIA | 3 | 34 | 26 | 157 | 14 | 85 |
| SINGAPORE | 22 | 82 | 135 | 345 | 74 | 186 |
| HONG KONG | 3 | 14 | 61 | 161 | 34 | 87 |
| EXPORTS | 477 | 1 531 | 1 682 | 5 743 | 925 | 3 084 |
| FRANCE | 40 | 127 | 107 | 367 | 59 | 198 |
| BELGIUM LUX | 32 | 123 | 61 | 106 | 34 | 106 |
| NETHERLANDS | 40 | 163 | 66 | 516 | 37 | 275 |
| ITALY | 8 | 76 | 65 | 251 | 35 | 134 |
| UNTD KINGDOM | 2 | 39 | 10 | 120 | 5 | 66 |
| DENMARK | 7 | 18 | 38 | 71 | 21 | 38 |
| NORWAY | | 4 | 24 | 55 | 13 | 30 |
| SWITZERLAND | 114 | 341 | 475 | 1 421 | 262 | 766 |
| AUSTRIA | 113 | 343 | 348 | 992 | 192 | 534 |
| YUGOSLAVIA | 4 | 9 | 42 | 79 | 23 | 43 |
| USSR | 2 | 2 | 63 | 63 | 35 | 35 |
| POLAND | 10 | 11 | 57 | 94 | 31 | 51 |
| HUNGARY | 2 | 2 | 4 | 88 | 3 | 49 |
| ROMANIA | 9 | 23 | 53 | 139 | 29 | 75 |
| USA | 4 | 15 | 60 | 440 | 32 | 235 |
| CANADA | | 18 | 2 | 206 | | 108 |
| CUBA | 39 | 39 | 56 | 56 | 31 | 31 |
| JAPAN | | 47 | 1 | 184 | | 96 |
| 951 WAR FIREARMS, AMMUNITION | | | | | | |
| IMPORTS | 2 349 | 7 578 | 8 028 | 24 833 | 4 425 | 13 391 |
| FRANCE | 325 | 1 080 | 657 | 2 862 | 363 | 1 549 |
| BELGIUM LUX | 66 | 236 | 234 | 1 000 | 130 | 535 |
| ITALY | 264 | 1 001 | 1 289 | 4 000 | 710 | 2 156 |
| UNTD KINGDOM | 22 | 216 | 485 | 716 | 270 | 394 |
| DENMARK | 1 | 9 | 4 | 77 | 3 | 42 |
| SWEDEN | 303 | 338 | 723 | 849 | 401 | 470 |
| FINLAND | 9 | 96 | 33 | 186 | 17 | 99 |
| SWITZERLAND | 169 | 280 | 834 | 2 581 | 463 | 1 390 |
| AUSTRIA | 98 | 316 | 347 | 1 151 | 193 | 624 |
| SPAIN | 134 | 412 | 209 | 1 175 | 114 | 628 |
| YUGOSLAVIA | 79 | 231 | 286 | 864 | 158 | 467 |

6 IMPORTS AND EXPORTS (SPECIAL TRADE) BY GROUPS OF THE SITC AND BY COUNTRIES OF PRODUCTION AND CONSUMPTION 1979

| GROUP COUNTRY | DT = 100 KG | | 1 000 DM | | 1 000 \$ | |
|------------------------------|-------------|----------|-----------|----------|-----------|----------|
| | JULY/SEPT | JAN/SEPT | JULY/SEPT | JAN/SEPT | JULY/SEPT | JAN/SEPT |
| TURKEY | | 361 | | 219 | | 117 |
| USSR | 2 | 12 | 18 | 140 | 10 | 78 |
| CZECHOSLOVA | 67 | 334 | 102 | 547 | 54 | 289 |
| USA | 462 | 1 861 | 2 536 | 7 705 | 1 393 | 4 150 |
| INDIA | 250 | 596 | 161 | 401 | 88 | 215 |
| JAPAN | 1 | 16 | 20 | 78 | 9 | 39 |
| TAIWAN | 65 | 106 | 16 | 55 | 9 | 30 |
| EXPORTS | 8 918 | 21 934 | 27 530 | 73 762 | 15 144 | 39 799 |
| FRANCE | 960 | 3 221 | 2 369 | 9 003 | 1 305 | 4 849 |
| BELGIUM LUX | 295 | 869 | 717 | 2 080 | 395 | 1 116 |
| NETHERLANDS | 2 190 | 3 148 | 4 409 | 6 651 | 2 427 | 3 624 |
| ITALY | 316 | 510 | 1 303 | 1 950 | 718 | 1 064 |
| UNITD KINGDOM | 381 | 1 034 | 909 | 2 996 | 497 | 1 609 |
| IRISH REP | 7 | 48 | 32 | 140 | 18 | 76 |
| DENMARK | 142 | 437 | 247 | 994 | 136 | 531 |
| NORWAY | 118 | 768 | 448 | 2 082 | 245 | 1 121 |
| SWEDEN | 312 | 913 | 914 | 2 641 | 508 | 1 430 |
| FINLAND | 200 | 771 | 311 | 1 152 | 171 | 622 |
| SWITZERLAND | 363 | 1 019 | 2 184 | 5 426 | 1 205 | 2 934 |
| AUSTRIA | 461 | 1 401 | 1 620 | 6 801 | 892 | 3 652 |
| PORTUGAL | 18 | 256 | 170 | 1 492 | 93 | 802 |
| SPAIN | 138 | 303 | 570 | 1 191 | 315 | 648 |
| ANDORRA | 13 | 21 | 110 | 156 | 59 | 84 |
| MALTA | 107 | 160 | 69 | 104 | 38 | 57 |
| YUGOSLAVIA | 1 | 87 | 19 | 138 | 13 | 75 |
| GREECE | 403 | 686 | 539 | 1 036 | 298 | 561 |
| POLAND | 21 | 21 | 40 | 52 | 23 | 30 |
| HUNGARY | 45 | 58 | 34 | 60 | 20 | 35 |
| MOROCCO | 20 | 20 | 244 | 244 | 134 | 134 |
| TUNISIA | | 27 | | 243 | | 132 |
| LIBYA | 12 | 42 | 333 | 1 066 | 182 | 572 |
| EGYPT | 3 | 26 | 17 | 152 | 10 | 81 |
| SUDAN | 10 | 22 | 436 | 959 | 237 | 511 |
| CONGO | 93 | 191 | 182 | 367 | 100 | 199 |
| KENYA | | 142 | 5 | 340 | 1 | 179 |
| MALAWI | 2 | 7 | 44 | 58 | 25 | 32 |
| REP S AFRICA | 75 | 131 | 125 | 298 | 68 | 161 |
| USA | 679 | 1 734 | 4 271 | 11 290 | 2 344 | 6 090 |
| CANADA | 198 | 527 | 511 | 1 417 | 283 | 767 |
| EL SALVADOR | | 9 | 8 | 158 | 5 | 85 |
| COSTA RICA | 5 | 19 | 90 | 261 | 51 | 139 |
| JAMAICA | | 64 | | 121 | | 66 |
| COLOMBIA | 5 | 12 | 70 | 186 | 39 | 100 |
| VENEZUELA | 34 | 107 | 248 | 710 | 136 | 382 |
| GUYANA | | 24 | | 72 | | 38 |
| ECUADOR | 1 | 11 | 8 | 107 | 5 | 55 |
| PERU | 29 | 39 | 65 | 221 | 36 | 120 |
| BRAZIL | 19 | 41 | 129 | 288 | 72 | 157 |
| CHILE | 78 | 124 | 170 | 233 | 92 | 126 |
| BOLIVIA | 1 | 7 | 8 | 91 | 4 | 48 |
| PARAGUAY | 5 | 20 | 124 | 354 | 68 | 192 |
| ARGENTINA | 1 | 26 | 43 | 126 | 22 | 68 |
| LEBANON | | 125 | | 88 | | 48 |
| IRAQ | 1 | 18 | 7 | 296 | 4 | 158 |
| IRAN | 56 | 56 | 102 | 111 | 55 | 59 |
| ISRAEL | 30 | 49 | 86 | 252 | 48 | 134 |
| SAUDI ARABIA | 80 | 233 | 472 | 1 320 | 259 | 711 |
| KUWAIT | 14 | 281 | 12 | 242 | 6 | 128 |
| ARAB EMIRAT | 199 | 372 | 169 | 572 | 95 | 309 |
| OMAN | 110 | 119 | 182 | 210 | 101 | 115 |
| INDIA | 9 | 9 | 227 | 240 | 126 | 133 |
| SRI LANKA | 50 | 51 | 124 | 125 | 68 | 68 |
| THAILAND | 23 | 35 | 94 | 234 | 50 | 125 |
| INDONESIA | 4 | 65 | 32 | 91 | 18 | 49 |
| MALAYSIA | 8 | 33 | 57 | 184 | 29 | 97 |
| SINGAPORE | 64 | 193 | 136 | 467 | 74 | 249 |
| SOUTH KOREA | 176 | 277 | 701 | 1 392 | 386 | 758 |
| JAPAN | 62 | 135 | 82 | 200 | 43 | 108 |
| HONG KONG | 11 | 14 | 48 | 63 | 26 | 34 |
| AUSTRALIA | 118 | 301 | 462 | 1 106 | 256 | 600 |
| NEW ZEALAND | 6 | 60 | 14 | 139 | 6 | 74 |
| 961 COIN NONGOLD, NONCURRENT | | | | | | |
| IMPORTS | 401 | 767 | 15 955 | 68 690 | 8 795 | 36 814 |
| UNITD KINGDOM | 230 | 232 | 737 | 969 | 407 | 530 |
| SWITZERLAND | 2 | 17 | 161 | 1 000 | 89 | 537 |
| AUSTRIA | 16 | 64 | 1 002 | 3 107 | 551 | 1 675 |
| USSR | 109 | 319 | 12 792 | 40 333 | 7 050 | 21 742 |
| POLAND | | | 38 | 112 | 21 | 61 |
| USA | 34 | 61 | 855 | 1 653 | 473 | 897 |
| CANADA | 1 | 45 | 63 | 20 898 | 35 | 11 040 |
| CUBA | | | | 63 | | 35 |
| JAPAN | 3 | 3 | 112 | 113 | 62 | 62 |

6 IMPORTS AND EXPORTS (SPECIAL TRADE) BY GROUPS OF THE SITC AND BY COUNTRIES OF PRODUCTION AND CONSUMPTION 1979

| GROUP COUNTRY | DT = 100 KG | | 1 000 DM | | 1 000 \$ | |
|----------------------------|-------------|----------|-----------|-----------|-----------|----------|
| | JULY/SEPT | JAN/SEPT | JULY/SEPT | JAN/SEPT | JULY/SEPT | JAN/SEPT |
| EXPORTS | 7 575 | 16 466 | 9 173 | 19 734 | 5 029 | 10 660 |
| FRANCE | | 1 | 41 | 83 | 23 | 45 |
| BELGIUM LUX | | | 62 | 115 | 35 | 63 |
| NETHERLANDS | 4 | 7 | 34 | 84 | 17 | 43 |
| ITALY | 5 | 6 | 264 | 289 | 145 | 158 |
| UNTD KINGDOM | | 9 | 34 | 370 | 19 | 198 |
| SWITZERLAND | | | 28 | 106 | 15 | 57 |
| AUSTRIA | 2 | 3 | 181 | 389 | 99 | 210 |
| GREECE | | | | 61 | | 32 |
| ZAIRE | 675 | 675 | 736 | 736 | 402 | 402 |
| COSTA RICA | | 2 032 | | 1 750 | | 925 |
| VENEZUELA | 1 050 | 2 684 | 2 120 | 5 823 | 1 164 | 3 136 |
| ECUADOR | 1 040 | 1 040 | 857 | 857 | 473 | 473 |
| BOLIVIA | | 2 719 | | 2 215 | | 1 197 |
| SYRIA | 4 797 | 7 075 | 4 749 | 6 663 | 2 599 | 3 615 |
| SAUDI ARABIA | | | 54 | 54 | 30 | 30 |
| 971 GOLD, NON MONETARY NES | | | | | | |
| IMPORTS | 534 | 1 516 | 499 076 | 1 170 762 | 274 966 | 633 192 |
| FRANCE | 2 | 17 | 595 | 3 378 | 326 | 1 802 |
| BELGIUM LUX | 40 | 98 | 6 212 | 27 714 | 3 436 | 14 927 |
| NETHERLANDS | 5 | 172 | 8 010 | 27 215 | 4 421 | 14 644 |
| ITALY | | 11 | 420 | 1 263 | 232 | 680 |
| UNTD KINGDOM | 1 | 61 | 1 617 | 1 751 | 901 | 971 |
| IRISH REP | 53 | 151 | 148 | 335 | 81 | 181 |
| DENMARK | 20 | 51 | 676 | 1 505 | 370 | 809 |
| NORWAY | | | 103 | 244 | 57 | 132 |
| SWEDEN | 5 | 18 | 1 432 | 2 819 | 729 | 1 528 |
| FINLAND | | | 91 | 742 | 50 | 400 |
| SWITZERLAND | 177 | 503 | 214 961 | 581 356 | 118 180 | 313 435 |
| AUSTRIA | | | 1 885 | 3 704 | 1 040 | 2 011 |
| MALTA | 2 | 2 | 69 | 69 | 38 | 38 |
| USSR | 55 | 112 | 90 704 | 170 445 | 49 685 | 92 199 |
| HUNGARY | | | | 423 | | 222 |
| BULGARIA | | | 314 | 445 | 173 | 242 |
| REP S AFRICA | 20 | 64 | 35 064 | 102 230 | 19 201 | 54 964 |
| USA | 147 | 191 | 125 689 | 164 976 | 69 902 | 91 003 |
| EL SALVADOR | | | 61 | 124 | 34 | 62 |
| PERU | | | 245 | 1 302 | 136 | 697 |
| ISRAEL | | 9 | 318 | 3 206 | 177 | 1 726 |
| MALAYSIA | | 4 | 4 | 163 | 3 | 87 |
| SINGAPORE | | | | 55 | | 30 |
| NORTH KOREA | 7 | 52 | 10 403 | 75 159 | 5 704 | 40 321 |
| EXPORTS | 578 | 1 740 | 146 894 | 359 148 | 80 818 | 193 920 |
| FRANCE | 52 | 151 | 6 853 | 20 633 | 3 763 | 11 097 |
| BELGIUM LUX | 214 | 595 | 1 940 | 5 648 | 1 068 | 3 041 |
| NETHERLANDS | 32 | 130 | 6 219 | 19 623 | 3 410 | 10 548 |
| ITALY | 70 | 181 | 20 763 | 55 021 | 11 473 | 29 736 |
| UNTD KINGDOM | 58 | 182 | 4 693 | 11 192 | 2 588 | 6 056 |
| DENMARK | 1 | 1 | 2 095 | 5 380 | 1 155 | 2 905 |
| NORWAY | | | 783 | 1 750 | 432 | 945 |
| SWEDEN | 10 | 92 | 1 363 | 4 731 | 750 | 2 551 |
| FINLAND | 3 | 8 | 235 | 691 | 130 | 374 |
| SWITZERLAND | 39 | 97 | 15 050 | 30 970 | 8 306 | 16 774 |
| AUSTRIA | 9 | 15 | 5 139 | 11 126 | 2 819 | 6 013 |
| PORTUGAL | | | 220 | 509 | 121 | 277 |
| SPAIN | 5 | 14 | 273 | 2 415 | 150 | 1 292 |
| MALTA | | | 1 313 | 1 438 | 727 | 795 |
| YUGOSLAVIA | | 3 | 1 599 | 5 648 | 882 | 3 045 |
| GREECE | 2 | 12 | 5 241 | 21 013 | 2 874 | 11 285 |
| POLAND | 8 | 67 | 506 | 1 085 | 278 | 586 |
| CZECHOSLOVIA | | 1 | 106 | 277 | 58 | 149 |
| HUNGARY | | 1 | 611 | 933 | 333 | 503 |
| RUMANIA | | | 8 | 152 | 5 | 81 |
| BULGARIA | | | 89 | 152 | 49 | 83 |
| EGYPT | | | 57 | 135 | 32 | 73 |
| KENYA | | | 62 | 65 | 35 | 36 |
| USA | | | 701 | 1 867 | 386 | 1 008 |
| CANADA | | | 44 | 111 | 25 | 59 |
| MEXICO | | | 53 | 197 | 29 | 106 |
| EL SALVADOR | | | 10 | 78 | 5 | 41 |
| DOMINIC REP | | 4 | 3 | 104 | 2 | 57 |
| BRAZIL | | | 811 | 1 410 | 443 | 764 |
| ARGENTINA | | | 336 | 472 | 185 | 258 |
| CYPRUS | | | 1 175 | 2 035 | 650 | 1 103 |
| ISRAEL | 15 | 42 | 27 983 | 68 033 | 15 420 | 36 750 |
| SAUDI ARABIA | 4 | 16 | 6 560 | 23 252 | 3 592 | 12 506 |
| INDIA | | 3 | 25 | 170 | 13 | 91 |
| THAILAND | 12 | 18 | 21 063 | 32 090 | 11 548 | 17 405 |
| INDONESIA | | 2 | | 3 226 | | 1 734 |
| MALAYSIA | | | 294 | 843 | 164 | 459 |
| SINGAPORE | | | 119 | 431 | 65 | 232 |
| PHILIPPINES | | | 195 | 597 | 105 | 319 |
| SOUTH KOREA | 6 | 10 | 318 | 590 | 176 | 319 |
| JAPAN | 20 | 44 | 4 870 | 6 135 | 2 668 | 3 341 |
| TAIWAN | | 2 | 26 | 204 | 14 | 108 |
| HONG KONG | 18 | 49 | 6 926 | 16 298 | 3 798 | 8 788 |

6 IMPORTS AND EXPORTS (SPECIAL TRADE) BY GROUPS OF THE SITC AND BY COUNTRIES OF PRODUCTION AND CONSUMPTION 1979

| GROUP COUNTRY | DT = 100 KG | | 1 000 DM | | 1 000 \$ | |
|------------------|-------------|---------------|------------|-------------|------------|-------------|
| | JULY/SEPT | JAN/SEPT | JULY/SEPT | JAN/SEPT | JULY/SEPT | JAN/SEPT |
| AUSTRALIA | | | 64 | 139 | 36 | 75 |
| 972 GOLD COIN | | | | | | |
| IMPORTS | 249 | 540 | 444 325 | 881 998 | 244 601 | 477 483 |
| FRANCE | | | 190 | 944 | 106 | 508 |
| BELGIUM LUX | | | 55 | 379 | 31 | 203 |
| NETHERLANDS | | | 24 | 371 | 13 | 197 |
| ITALY | | | 36 | 70 | 19 | 38 |
| UNTD KINGDOM | 23 | 43 | 45 839 | 78 079 | 25 260 | 42 423 |
| DENMARK | | | 53 | 78 | 29 | 42 |
| NORWAY | | | | 62 | | 33 |
| SWITZERLAND | 2 | 2 | 4 168 | 6 511 | 2 315 | 3 560 |
| AUSTRIA | | 1 | 708 | 2 782 | 391 | 1 500 |
| GIBRALTAR | | | | 135 | | 71 |
| TURKEY | | | | 161 | | 85 |
| USSR | 5 | 21 | 11 145 | 40 674 | 6 130 | 21 882 |
| POLAND | | | | 1 170 | | 620 |
| HUNGARY | | | | 60 | | 33 |
| REP S AFRICA | 163 | 412 | 274 599 | 627 713 | 151 156 | 339 034 |
| USA | 1 | 1 | 3 785 | 7 358 | 2 084 | 3 982 |
| CANADA | 55 | 58 | 103 340 | 109 305 | 56 858 | 60 010 |
| MEXICO | | | 344 | 1 290 | 189 | 697 |
| COLOMBIA | | | | 249 | | 134 |
| PERU | | | | 77 | | 41 |
| CHILE | | 2 | 24 | 4 404 | 13 | 2 329 |
| EXPORTS | 5 | 66 | 12 794 | 111 277 | 7 067 | 59 181 |
| BELGIUM LUX | 1 | 1 | 2 524 | 3 260 | 1 396 | 1 787 |
| NETHERLANDS | | | 389 | 436 | 213 | 238 |
| UNTD KINGDOM | | | 169 | 171 | 94 | 95 |
| SWITZERLAND | 4 | 65 | 8 351 | 105 333 | 4 610 | 55 925 |
| AUSTRIA | | | 970 | 1 285 | 539 | 706 |
| GREECE | | | | 82 | | 44 |
| USA | | | 234 | 346 | 128 | 188 |
| CANADA | | | | 112 | | 60 |
| JAPAN | | | 130 | 130 | 72 | 72 |
| TOTAL | 973 797 705 | 2 853 127 980 | 72 891 958 | 211 084 964 | 40 128 750 | 113 811 183 |
| IMPORTS | 436 216 130 | 1 260 887 813 | 76 369 681 | 229 448 265 | 42 050 285 | 123 675 066 |
| EXPORTS | | | | | | |

IMPORTS AND EXPORTS (SPECIAL TRADE) BY GROUPS OF THE SITC AND BY COUNTRIES
OF PRODUCTION AND CONSUMPTION 1979

| GROUP COUNTRY | JULY/SEPT. | JAN/SEPT. | JULY/SEPT. | JAN/SEPT. | JULY/SEPT. | JAN/SEPT. |
|-----------------------------------|------------|-----------|------------|-----------|------------|-----------|
| | NUMBER | | 1000 DM | | 1 000 \$ | |
| 001 LIVE ANIMALS (ONLY HORSES) | | | | | | |
| IMPORTS | 2 540 | 7 571 | 6 762 | 19 545 | 3 728 | 10 543 |
| FRANCE | 30 | 93 | 175 | 962 | 97 | 518 |
| BELGIUM LUX | 71 | 323 | 199 | 1 224 | 110 | 658 |
| NETHERLANDS | 282 | 757 | 1 077 | 3 042 | 593 | 1 641 |
| ITALY | 16 | 16 | 92 | 92 | 51 | 51 |
| UNIT KINGDOM | 69 | 158 | 644 | 1 513 | 356 | 818 |
| IRISH REP | 37 | 85 | 240 | 421 | 132 | 229 |
| DENMARK | 653 | 2 110 | 1 368 | 4 154 | 751 | 2 237 |
| ICELAND | 16 | 114 | 62 | 384 | 34 | 206 |
| SWEDEN | 3 | 26 | 21 | 170 | 11 | 88 |
| FINLAND | 5 | 5 | 208 | 208 | 114 | 114 |
| SWITZERLAND | 6 | 34 | 22 | 142 | 12 | 77 |
| AUSTRIA | 37 | 89 | 85 | 185 | 46 | 98 |
| YUGOSLAVIA | 173 | 262 | 147 | 223 | 82 | 122 |
| USSR | 217 | 379 | 319 | 678 | 178 | 368 |
| POLAND | 742 | 2 393 | 1 107 | 3 433 | 611 | 1 849 |
| CZECHOSLOVA | 83 | 426 | 122 | 667 | 67 | 356 |
| HUNGARY | 46 | 129 | 128 | 390 | 70 | 209 |
| USA | 54 | 120 | 726 | 1 424 | 402 | 779 |
| ARGENTINA | 7 | 37 | 25 | 128 | 14 | 70 |
| EXPORTS | 2 069 | 6 555 | 4 931 | 15 437 | 2 713 | 8 318 |
| FRANCE | 1 227 | 4 417 | 2 185 | 7 899 | 1 202 | 4 251 |
| BELGIUM LUX | 266 | 987 | 595 | 2 181 | 328 | 1 175 |
| NETHERLANDS | 47 | 158 | 262 | 751 | 146 | 406 |
| ITALY | 376 | 568 | 447 | 780 | 247 | 424 |
| UNIT KINGDOM | 16 | 53 | 140 | 565 | 76 | 303 |
| DENMARK | 8 | 23 | 53 | 307 | 29 | 166 |
| SWEDEN | 2 | 14 | 41 | 188 | 22 | 101 |
| SWITZERLAND | 48 | 123 | 819 | 1 407 | 450 | 762 |
| AUSTRIA | 51 | 116 | 200 | 485 | 110 | 260 |
| YUGOSLAVIA | 5 | 10 | 29 | 94 | 16 | 50 |
| HUNGARY | - | 15 | - | 211 | - | 114 |
| USA | 17 | 41 | 114 | 309 | 62 | 166 |
| ECUADOR | 1 | 9 | 12 | 80 | 7 | 43 |

Subject-Matter Series 7: Aussenhandel (Foreign Trade)

Series 1: Zusammenfassende Übersichten für den Außenhandel (Summary surveys of foreign trade)

This monthly publication, which appears approximately 6 weeks after the reference month, contains the most important import and export figures of special trade by commodity groups, by countries and groups of countries (EC countries, developing countries, Eastern bloc countries), as well as surveys of foreign trade volume and indices.

In addition, monthly import and export trends according to commodity groups of the food industry and the industrial economy are presented in the delimitation of general trade.

A survey of the foreign trade of OECD member countries appears in the form of an annex.

The annual report with an enlarged programme of tabulations inter alia also contains data on customs storage and improvement trade.

Series 2: Außenhandel nach Waren und Ländern (Spezialhandel) — (Foreign trade by commodities and countries — special trade)

In the monthly report, import and export figures according to nearly all seven-digit code numbers of the commodity classification for foreign trade statistics are published in a breakdown by major countries of production/consumption. The December report at the same time also serves as the annual report.

In a supplementary volume published annually, data are provided on customs storage trade, transfer of goods from improvement trade to free circulation, nominal customs revenue, and exports of goods of foreign origin.

Series 3: Außenhandel nach Ländern und Warengruppen (Spezialhandel) — (Foreign trade by countries and commodity groups — special trade)

This series presents at quarterly intervals the import and export figures by countries of production/consumption in a breakdown by commodity groups and sub-groups of the food industry and industrial economy. The report for the fourth quarter at the same time also serves as the annual report.

In addition, two supplementary reports are published annually which provide data on the trade channels of imports (Series 3.1) and exports (Series 3.2) of the Federal Republic of Germany.

Series 4: Außenhandel mit ausgewählten Waren (Foreign trade with selected commodities)

4.1: Ein- und Ausfuhr von Mineralöl (Generalhandel) — (Imports and exports of mineral oil — general trade)

This monthly report which becomes available approximately 8 weeks after the reference month contains the import and export figures for mineral oil by code numbers in a breakdown by countries of production/consumption.

Series 5: Außenhandel mit ausgewählten Ländern (Foreign trade with selected countries)

5.1: Außenhandel mit den Entwicklungsländern (Spezialhandel) — (Foreign trade with the developing countries — special trade)

This report gives an annual presentation of foreign trade with the developing countries as countries of production/consumption and countries of sale/purchase, respectively, with a subdivision according to major product/commodity groups of food industry and the industrial economy for each country.

5.2: Handel mit den Ostblockländern (Trade with the Eastern bloc countries)

This biennial publication contains data on foreign trade of the Federal Republic of Germany with the Eastern bloc countries in a breakdown by countries of production/consumption and countries of sale/purchase, respectively, as well as by major commodity groups and sub-groups of food industry and the industrial economy. In addition, the foreign trade of the German Democratic Republic and Berlin (East) with the Eastern bloc countries is shown here.

Series 6: Durchfuhr im Seeverkehr und Seeumschlag (Transit trade in sea-borne transport and transshipment)

This annual publication covers the commodities which, both in-coming and out-going, were shipped in transit through the report area and via the major seaports of the Federal Republic of Germany, as well as transshipment. The tabulations are shown in a subdivision by seaports, commodity groups, as well as by countries of consignment/destination.

Series 7: Außenhandel nach Ländern und Warengruppen der Industriestatistik (Spezialhandel) — (Foreign trade by countries and commodity groups of industry statistics — special trade)

In this annual publication, the definition and grouping of commodities is made according to commodity groups and categories of the Commodity Classification for Industry Statistics. This provides for a commodity breakdown of foreign trade statistics according to the interrelations of production techniques.

Series S: Sonderbeiträge (Special contributions)

S 1: Neuberechnung des Außenhandelsvolumens und der Außenhandelsindizes auf Basis 1976 (New computation of the foreign trade volume and of the foreign trade indices on base 1976)

This report presents for the reporting period 1952 to 1978 the results of the new computation of the foreign trade volume and the foreign trade indices subsequent to the conversion to base year 1976.

Foreign language publications

Foreign Trade according to the Standard International Trade Classification (SITC-Rev. II) — Special Trade

This quarterly publication in the English language comprises the foreign trade figures according to the Standard International Trade Classification (SITC-Rev. II) with data by countries of production/consumption.

Classifications

Commodity Classification for Foreign Trade Statistics.
Standard International Trade Classification (SITC II).

Confrontation of the Standard International Trade Classification (SITC) with the Commodity Classification for Industry Statistics (WI).

Confrontation of the Commodity Classification for Industry Statistics (WI) with the Commodity Classification for Foreign Trade Statistics (WA).

Alphabetic Index of Countries for Foreign Trade Statistics.



STATISTISCHES BUNDESAMT
GUSTAV-STRESEMANN-RING 11
D 6200 WIESBADEN 1

Prospectuses with detailed information can be obtained from the publishers Messrs. W. Kohlhammer GmbH, Philipp-Reis-Straße 3, Postfach 42 11 20, 6500 Mainz 42, Tel. (06131) 5 93 44.