

STATISTISCHE BERICHTE



Herausgeber: Statistisches Bundesamt / Außenstelle Düsseldorf / Eisen- und Stahlstatistik

Arbeits-Nr. IV/22/68

Erschienen am **31. Mai 1958**

MONATSAHLEN ZUR MONTAN-UNION

mit Vergleichszahlen für Großbritannien und USA

April 1958

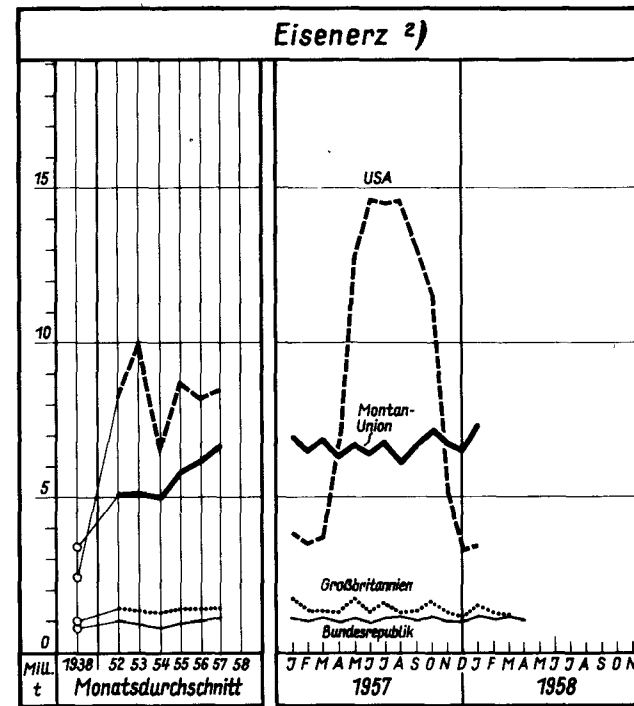
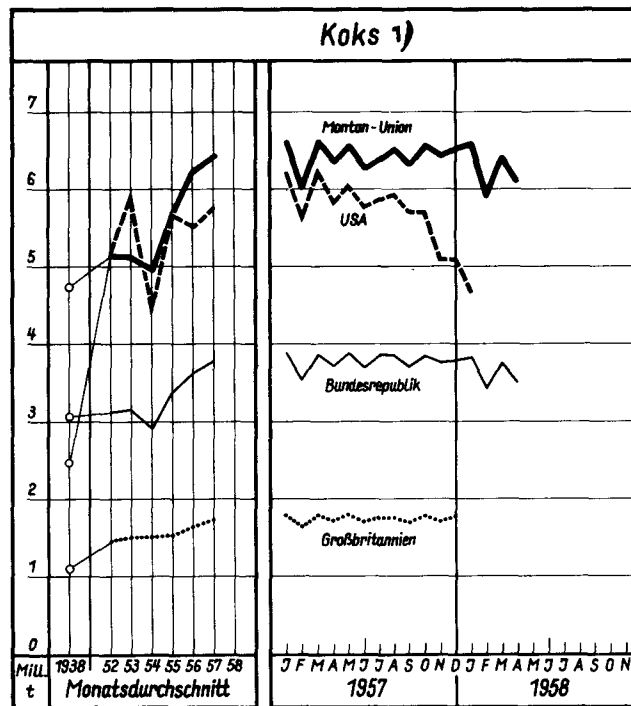
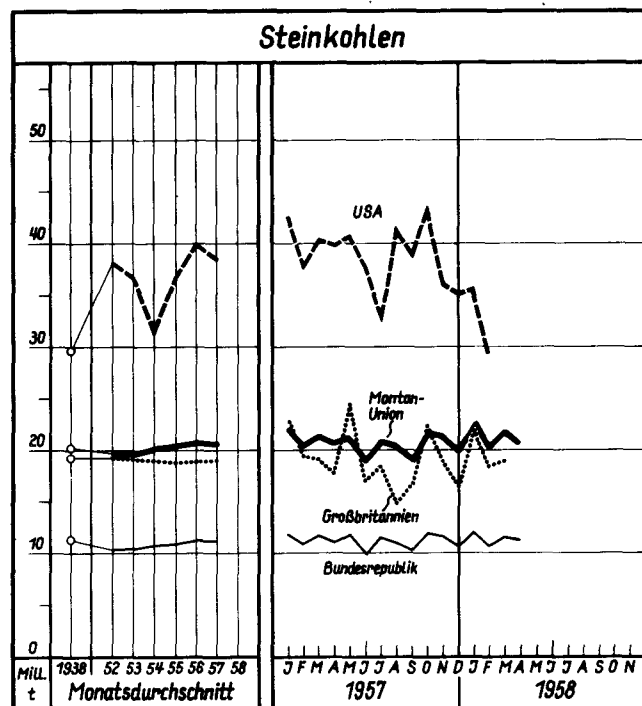
Nachdruck, auch auszugsweise, nur mit Quellenangabe gestattet.

Die bisher erschienenen Berichte 1-67 sind außerhalb der Arbeitsreihe IV/22 herausgegeben worden.

I n h a l t

| | | |
|--|-------|-------|
| Zusammenfassende Übersichten - Schaubilder und Tabellen | Seite | 2-3 |
| Förderung / Erzeugung von Eisenerz und Steinkohle | " | 4 |
| " / " " Steinkohlenkoks u. -briketts sowie Rohbraunkohle u. Braunkohlenbriketts | " | 5-6 |
| Erzeugung von Roheisen, insgesamt und nach Sorten | " | 6-7 |
| " " Rohstahl. " " " " | " | 8-10 |
| Herstellung von Walzstahlfertigerzeugnissen, insgesamt und nach Sorten | " | 10-13 |
| " " weiterverarbeiteten Walzstahlfertigerzeugnissen nach Sorten | " | 14-15 |
| Schrottaufkommen, Entfall und Bezüge der Hochofen- und Stahlwerke, Gesamt-Schrottverbrauch . . . | " | 16 |
| Verbrauch von Schrott in Hochöfen und Stahlwerken, insgesamt und je t Roheisen/Rohstahl | " | 17 |
| " " Eisenerz und Koks in Hochöfen, insgesamt und je t Roheisen | " | 18 |
| Bezüge und Lieferungen von/nach Ländern der Gemeinschaft und dritten Ländern an Steinkohlen, Eisenerz, Roheisen, Rohstahl und Walzstahlfertigerzeugnissen | " | 19-30 |
| Bestände an Steinkohlen, Steinkohlenkoks und Eisenerz | " | 31 |
| Versorgung mit Eisenerzen, Steinkohlen und Walzstahl 1956, 1957 und 1958 | " | 32-33 |
| Versorgung mit Walzstahlfertigerzeugnissen nach Sorten der Gemeinschaftsländer und der Ver- gleichsländer 1954, 1955 u. 1956 s. Heft 60 u. 61, Seite 34 | | |
| Marktversorgung mit Rohstahl, insgesamt und je Kopf, Auftragseingänge, Lieferungen und Auftragsbestände | " | 34 |
| Belegschaft - Arbeiter im Steinkohlen- und Eisenerzbergbau sowie der Eisen schaffenden Industrie | " | 35 |
| Vorhandene und in Betrieb befindliche Hochöfen, Elektro-Roheisenöfen und Stahlföfen | " | 36 |
| Statistische Kennzahlen aus Bergbau, Eisen- und Stahlindustrie u.a. | " | 37 |

Zusammenfassende Übersichten Förderung/Erzeugung



| | Bundesrep. | | Mont. Union | | Großbrit. | | USA 3) | |
|---------|------------|----|-------------|-----|-----------|-----|---------|-----|
| | Mill. t | % | Mill. t | % | Mill. t | % | Mill. t | % |
| 1938 MD | 11,41 | 57 | 20,20 | 100 | 19,22 | 95 | 29,61 | 147 |
| 1952 " | 10,27 | 52 | 19,91 | 100 | 19,20 | 96 | 38,17 | 192 |
| 1953 " | 10,37 | 53 | 19,75 | 100 | 19,03 | 96 | 36,84 | 187 |
| 1954 " | 10,67 | 53 | 20,14 | 100 | 18,95 | 94 | 31,62 | 157 |
| 1955 " | 10,89 | 53 | 20,53 | 100 | 18,59 | 91 | 36,88 | 180 |
| 1956 " | 11,20 | 54 | 20,78 | 100 | 18,80 | 91 | 39,96 | 192 |
| 1957 " | 11,10 | 54 | 20,66 | 100 | 18,94 | 92 | 38,75 | 187 |
| 1957 | | | | | | | | |
| Juli | 11,47 | 55 | 20,98 | 100 | 18,27 | 87 | 32,44 | 156 |
| Aug. | 10,84 | 54 | 20,17 | 100 | 14,73 | 73 | 41,14 | 204 |
| Sept. | 10,04 | 53 | 18,94 | 100 | 16,59 | 87 | 38,95 | 206 |
| Okt. | 11,77 | 54 | 21,74 | 100 | 22,38 | 103 | 43,31 | 199 |
| Nov. | 11,60 | 54 | 21,33 | 100 | 18,89 | 89 | 36,52 | 171 |
| Dez. | 10,50 | 53 | 19,85 | 100 | 16,66 | 84 | 35,22 | 177 |
| 1958 | | | | | | | | |
| Jan. | 11,97 | 53 | 22,62 | 100 | 22,00 | 97 | 35,67 | 158 |
| Febr. | 10,57 | 53 | 20,11 | 100 | 18,29 | 91 | 29,40 | 146 |
| Marz | 11,54 | 53 | 21,92 | 100 | 18,83 | 86 | | |
| April | 11,13 | 54 | 20,67 | 100 | | | | |
| Mai | | | | | | | | |
| Juni | | | | | | | | |

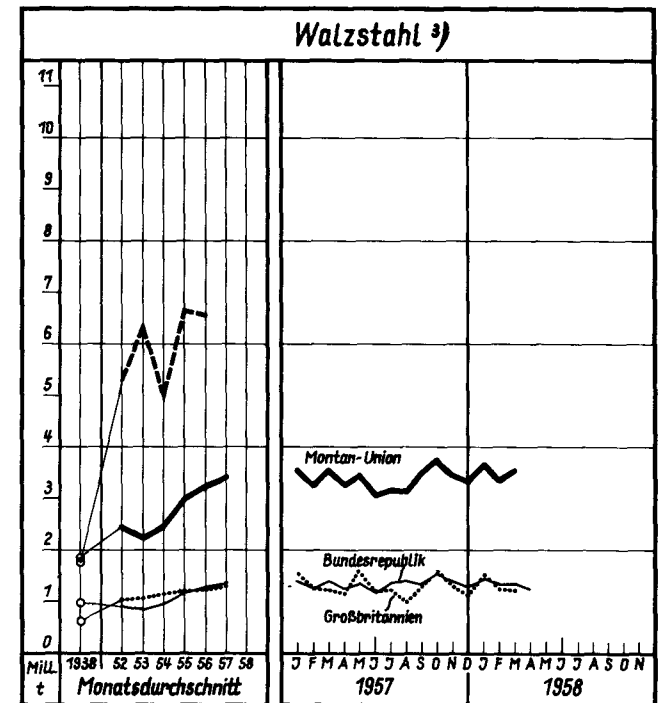
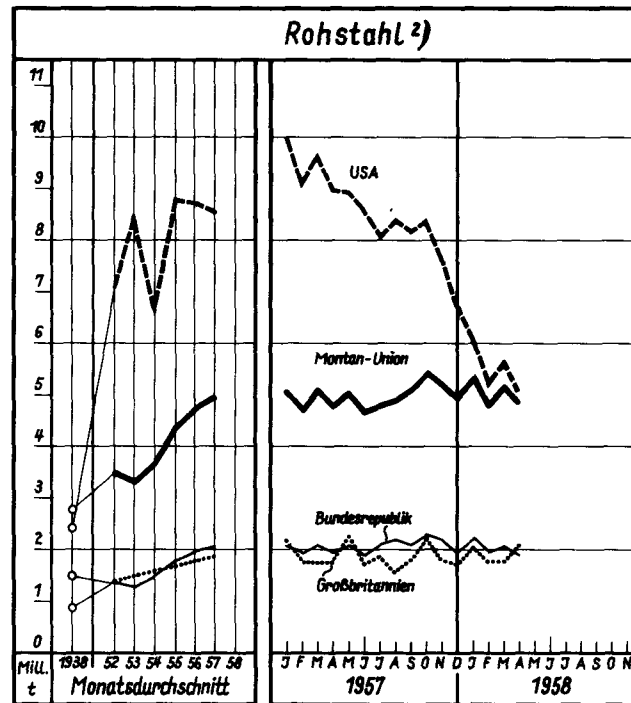
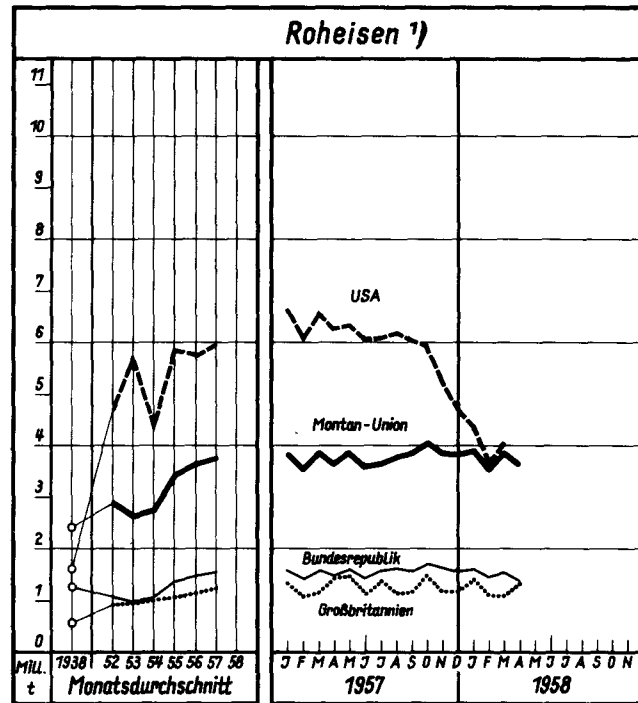
| | Bundesrep. | | Mont. Union | | Großbrit. | | USA | |
|---------|------------|----|-------------|-----|-----------|----|---------|-----|
| | Mill. t | % | Mill. t | % | Mill. t | % | Mill. t | % |
| 1938 MD | 3,06 | 65 | 4,73 | 100 | 1,09 | 23 | 2,46 | 52 |
| 1952 " | 3,11 | 60 | 5,16 | 100 | 1,45 | 28 | 5,16 | 100 |
| 1953 " | 3,15 | 61 | 5,13 | 100 | 1,48 | 29 | 5,93 | 116 |
| 1954 " | 2,91 | 58 | 4,98 | 100 | 1,51 | 30 | 4,50 | 90 |
| 1955 " | 3,38 | 59 | 5,72 | 100 | 1,53 | 27 | 5,68 | 99 |
| 1956 " | 3,62 | 58 | 6,23 | 100 | 1,66 | 26 | 5,53 | 89 |
| 1957 " | 3,77 | 58 | 6,43 | 100 | 1,73 | 27 | 5,76 | 90 |
| 1957 | | | | | | | | |
| Juli | 3,84 | 60 | 6,38 | 100 | 1,73 | 27 | 5,84 | 92 |
| Aug. | 3,83 | 59 | 6,51 | 100 | 1,73 | 27 | 5,91 | 91 |
| Sept. | 3,69 | 58 | 6,30 | 100 | 1,71 | 27 | 5,71 | 91 |
| Okt. | 3,83 | 59 | 6,58 | 100 | 1,78 | 27 | 5,69 | 87 |
| Nov. | 3,75 | 58 | 6,41 | 100 | 1,72 | 27 | 5,10 | 80 |
| Dez. | 3,77 | 58 | 6,53 | 100 | 1,78 | 27 | 5,10 | 78 |
| 1958 | | | | | | | | |
| Jan. | 3,82 | 58 | 6,58 | 100 | | | 4,69 | 71 |
| Febr. | 3,43 | 58 | 5,90 | 100 | | | | |
| Marz | 3,77 | 59 | 6,43 | 100 | | | | |
| April | 3,54 | 58 | 6,09 | 100 | | | | |
| Mai | | | | | | | | |
| Juni | | | | | | | | |

| | Bundesrep. | | Mont. Union | | Großbrit. | | USA | |
|---------|------------|----|-------------|-----|-----------|----|---------|-----|
| | Mill. t | % | Mill. t | % | Mill. t | % | Mill. t | % |
| 1938 MD | 0,82 | 24 | 3,36 | 100 | 1,00 | 30 | 2,41 | 72 |
| 1952 " | 1,04 | 20 | 5,12 | 100 | 1,37 | 27 | 8,29 | 162 |
| 1953 " | 0,90 | 18 | 5,12 | 100 | 1,33 | 26 | 10,09 | 197 |
| 1954 " | 0,81 | 16 | 5,05 | 100 | 1,32 | 26 | 6,61 | 122 |
| 1955 " | 0,95 | 16 | 5,86 | 100 | 1,37 | 23 | 8,72 | 138 |
| 1956 " | 1,02 | 16 | 6,19 | 100 | 1,38 | 22 | 8,19 | 122 |
| 1957 " | 1,09 | 16 | 6,70 | 100 | 1,43 | 21 | 8,92 | 133 |
| 1957 | | | | | | | | |
| Juli | 1,14 | 17 | 6,90 | 100 | 1,61 | 23 | 14,53 | 211 |
| Aug. | 1,16 | 19 | 6,16 | 100 | 1,21 | 20 | 14,60 | 237 |
| Sept. | 1,10 | 16 | 6,74 | 100 | 1,32 | 20 | 13,14 | 195 |
| Okt. | 1,16 | 16 | 7,20 | 100 | 1,68 | 23 | 11,52 | 160 |
| Nov. | 1,14 | 17 | 6,75 | 100 | 1,29 | 19 | 5,05 | 75 |
| Dez. | 1,05 | 16 | 6,53 | 100 | 1,12 | 17 | 3,31 | 51 |
| 1958 | | | | | | | | |
| Jan. | 1,17 | 16 | 7,39 | 100 | 1,52 | 21 | 3,43 | 46 |
| Febr. | 1,07 | | | | 1,20 | | | |
| März | 1,13 | | | | 1,16 | | | |
| April | 1,07 | | | | | | | |
| Mai | | | | | | | | |
| Juni | | | | | | | | |

1) Zechen- und Hüttenkoks. 2) Gewinnung von handelsfähigem Roherz und Erzeugung von aufbereitetem Erz einschl. Rösterz sowie Eisenerzsinter.
3) Monatszahlen enthalten geringe Mengen (etwa 300 000 t) Braunkohlen.

Zusammenfassende Übersichten Erzeugung

3



| | Bundesrep. | | Mont. Union | | Großbrit. | | USA | |
|---------|------------|----|-------------|-----|-----------|----|---------|-----|
| | Mill. t | % | Mill. t | % | Mill. t | % | Mill. t | % |
| 1938 MD | 1,27 | 53 | 2,40 | 100 | 0,57 | 24 | 1,60 | 67 |
| 1952 " | 1,07 | 37 | 2,89 | 100 | 0,91 | 31 | 4,70 | 161 |
| 1953 " | 0,97 | 37 | 2,62 | 100 | 0,95 | 36 | 5,73 | 218 |
| 1954 " | 1,04 | 38 | 2,76 | 100 | 1,01 | 36 | 4,44 | 161 |
| 1955 " | 1,37 | 40 | 3,43 | 100 | 1,06 | 31 | 5,84 | 170 |
| 1956 " | 1,47 | 40 | 3,63 | 100 | 1,12 | 31 | 5,74 | 158 |
| 1957 " | 1,53 | 41 | 3,76 | 100 | 1,21 | 32 | 5,99 | 159 |
| 1957 | | | | | | | | |
| Juli | 1,53 | 42 | 3,63 | 100 | 1,34 | 37 | 6,07 | 167 |
| Aug. | 1,57 | 41 | 3,77 | 100 | 1,11 | 29 | 6,15 | 163 |
| Sept. | 1,56 | 41 | 3,82 | 100 | 1,15 | 30 | 6,01 | 157 |
| Okt. | 1,66 | 41 | 4,03 | 100 | 1,45 | 36 | 5,91 | 147 |
| Nov. | 1,60 | 41 | 3,89 | 100 | 1,14 | 29 | 5,24 | 135 |
| Dez. | 1,55 | 40 | 3,85 | 100 | 1,12 | 30 | 4,73 | 123 |
| 1958 | | | | | | | | |
| Jan. | 1,60 | 41 | 3,93 | 100 | 1,38 | 35 | 4,40 | 112 |
| Febr. | 1,45 | 41 | 3,55 | 100 | 1,11 | 31 | 3,69 | 104 |
| März | 1,51 | 39 | 3,87 | 100 | 1,09 | 28 | 4,05 | 104 |
| April | 1,38 | 38 | 3,62 | 100 | 1,30 | 36 | | |
| Mai | | | | | | | | |
| Juni | | | | | | | | |

| | Bundesrep. | | Mont. Union | | Großbrit. | | USA | |
|---------|------------|----|-------------|-----|-----------|----|---------|-----|
| | Mill. t | % | Mill. t | % | Mill. t | % | Mill. t | % |
| 1938 MD | 1,49 | 55 | 2,73 | 100 | 0,88 | 32 | 2,40 | 88 |
| 1952 " | 1,32 | 38 | 3,49 | 100 | 1,39 | 40 | 7,04 | 202 |
| 1953 " | 1,29 | 39 | 3,30 | 100 | 1,49 | 45 | 8,44 | 255 |
| 1954 " | 1,45 | 40 | 3,65 | 100 | 1,57 | 43 | 6,68 | 183 |
| 1955 " | 1,78 | 41 | 4,38 | 100 | 1,68 | 38 | 8,79 | 200 |
| 1956 " | 1,93 | 41 | 4,73 | 100 | 1,75 | 37 | 8,71 | 184 |
| 1957 " | 2,04 | 41 | 4,98 | 100 | 1,84 | 37 | 8,52 | 171 |
| 1957 | | | | | | | | |
| Juli | 2,07 | 43 | 4,76 | 100 | 1,84 | 39 | 8,08 | 170 |
| Aug. | 2,12 | 43 | 4,88 | 100 | 1,52 | 31 | 8,38 | 172 |
| Sept. | 2,06 | 41 | 5,08 | 100 | 1,78 | 35 | 8,15 | 160 |
| Okt. | 2,23 | 41 | 5,42 | 100 | 2,22 | 41 | 8,34 | 154 |
| Nov. | 2,18 | 42 | 5,19 | 100 | 1,74 | 34 | 7,61 | 147 |
| Dez. | 1,99 | 40 | 4,99 | 100 | 1,62 | 34 | 6,71 | 134 |
| 1958 | | | | | | | | |
| Jan. | 2,22 | 41 | 5,37 | 100 | 2,07 | 39 | 6,13 | 114 |
| Febr. | 1,98 | 41 | 4,80 | 100 | 1,74 | 36 | 5,25 | 109 |
| März | 2,06 | 40 | 5,20 | 100 | 1,76 | 34 | 5,67 | 109 |
| April | 1,88 | 39 | 4,84 | 100 | 2,07 | 43 | 5,02 | 104 |
| Mai | | | | | | | | |
| Juni | | | | | | | | |

| | Bundesrep. | | Mont. Union | | Großbrit. | | USA | |
|---------|------------|----|-------------|-----|-----------|----|---------|-----|
| | Mill. t | % | Mill. t | % | Mill. t | % | Mill. t | % |
| 1938 DM | 0,98 | 53 | 1,86 | 100 | 0,61 | 33 | 1,78 | 96 |
| 1952 " | 0,91 | 37 | 2,47 | 100 | 1,03 | 42 | 5,24 | 212 |
| 1953 " | 0,83 | 38 | 2,27 | 100 | 1,06 | 47 | 6,35 | 280 |
| 1954 " | 0,94 | 38 | 2,47 | 100 | 1,12 | 47 | 5,07 | 205 |
| 1955 " | 1,16 | 39 | 3,01 | 100 | 1,20 | 40 | 6,66 | 221 |
| 1956 " | 1,28 | 39 | 3,27 | 100 | 1,25 | 39 | 6,59 | 202 |
| 1957 " | 1,35 | 40 | 3,40 | 100 | 1,31 | 38 | | |
| 1957 | | | | | | | | |
| Juli | 1,36 | 43 | 3,18 | 100 | 1,21 | 38 | | |
| Aug. | 1,39 | 44 | 3,17 | 100 | 1,02 | 32 | | |
| Sept. | 1,36 | 39 | 3,47 | 100 | 1,28 | 37 | | |
| Okt. | 1,51 | 40 | 3,74 | 100 | 1,59 | 43 | | |
| Nov. | 1,41 | 40 | 3,49 | 100 | 1,31 | 38 | | |
| Dez. | 1,30 | 38 | 3,40 | 100 | 1,16 | 34 | | |
| 1958 | | | | | | | | |
| Jan. | 1,47 | 40 | 3,70 | 100 | 1,51 | 41 | | |
| Febr. | 1,33 | 40 | 3,36 | 100 | 1,24 | 37 | | |
| März | 1,35 | 38 | 3,55 | 100 | 1,21 | 34 | | |
| April | 1,25 | | | | | | | |
| Mai | | | | | | | | |
| Juni | | | | | | | | |

1) Einschließlich Hochofen-Ferrolegerungen. 2) Rohblöcke und Flüssigstahl für Stahlguß. 3) Nur warmgewalzte, unter Pos. 21 bis 30 aufgeführte Erzeugnisse.

| | | Montan-Union-Länder | | | | | | | | | | | | | | | | Vergleichsländer | | | |
|---|----------|---------------------|----|----------|---|------------|----|---------|----|-----------|----|---------|---|-------------|---|--------------|-----|------------------|-----|--------|-----|
| | | Bundesrepubl. | | Saarland | | Frankreich | | Belgien | | Luxemburg | | Italien | | Niederlande | | Montan-Union | | Großbritann. | | U S A | |
| | | 1000 t | % | 1000 t | % | 1000 t | % | 1000 t | % | 1000 t | % | 1000 t | % | 1000 t | % | 1000 t | % | 1000 t | % | 1000 t | % |
| 1 | 1954 MD | 1 086 | 20 | - | - | 3 697 | 68 | 7 | 0 | 491 | 9 | 133 | 2 | - | - | 5 414 | 100 | 1 317 | 24 | 6 612 | 122 |
| | 1955 " | 1 307 | 21 | - | - | 4 240 | 67 | 9 | 0 | 600 | 9 | 179 | 3 | - | - | 6 336 | | 1 370 | 22 | 8 720 | 138 |
| | 1956 " | 1 411 | 21 | - | - | 4 447 | 66 | 12 | 0 | 633 | 9 | 221 | 3 | - | - | 6 723 | | 1 376 | 20 | 8 188 | 122 |
| | 1957 "+) | 1 527 | 21 | - | - | 4 877 | 67 | 11 | 0 | 654 | 9 | 218 | 3 | - | - | 7 287 | | 1 432 | 20 | 8 923 | 122 |
| | Juli 57 | 1 613 | 21 | - | - | 4 998 | 66 | 13 | 0 | 650 | 9 | 259 | 3 | - | - | 7 533 | | 1 606 | 21 | 14 533 | 193 |
| | Aug. " | 1 626 | 24 | - | - | 4 272 | 63 | 12 | 0 | 628 | 9 | 227 | 3 | - | - | 6 765 | | 1 215 | 18 | 14 601 | 216 |
| | Sept. " | 1 518 | 21 | - | - | 4 944 | 68 | 11 | 0 | 606 | 8 | 218 | 3 | - | - | 7 297 | | 1 323 | 18 | 13 140 | 180 |
| | Okt. " | 1 621 | 21 | - | - | 5 294 | 68 | 11 | 0 | 666 | 8 | 223 | 3 | - | - | 7 815 | | 1 676 | 21 | 11 519 | 147 |
| | Nov. " | 1 617 | 22 | - | - | 4 959 | 67 | 11 | 0 | 588 | 8 | 190 | 3 | - | - | 7 365 | | 1 290 | 18 | 5 054 | 69 |
| | Dez. " | 1 432 | 20 | - | - | 4 804 | 68 | 11 | 0 | 585 | 8 | 200 | 3 | - | - | 7 032 | | 1 123 | 16 | 3 310 | 47 |
| | Jan. 58 | 1 640 | 20 | - | - | 5 574 | 70 | 12 | 0 | 612 | 8 | 183 | 2 | - | - | 8 021 | | 1 518 | 19 | 3 428 | 43 |
| | Febr. " | 1 522 | 21 | - | - | 5 029 | 69 | 9 | 0 | 551 | 8 | 171 | 2 | - | - | 7 282 | | 1 199 | 16 | | |
| | März " | 1 607 | 21 | - | - | 5 455 | 69 | 12 | 0 | 607 | 8 | 168 | 2 | - | - | 7 849 | | 1 158 | 15 | | |
| | April " | 1 531 | 21 | - | - | 5 038 | 68 | 8 | 0 | 615 | 8 | 172 | 2 | - | - | 7 364 | | | | | |
| | Mai " | | | | | | | | | | | | | | | | | | | | |
| | Juni " | | | | | | | | | | | | | | | | | | | | |
| | | | | | | | | | | | | | | | | | | | | | |
| | | | | | | | | | | | | | | | | | | | | | |
| | | | | | | | | | | | | | | | | | | | | | |
| | | | | | | | | | | | | | | | | | | | | | |
| | | | | | | | | | | | | | | | | | | | | | |
| 2 | 1954 MD | 809 | 16 | - | - | 3 652 | 72 | 7 | 0 | 491 | 10 | 91 | 2 | - | - | 5 050 | 100 | 1 317 | 26 | 6 612 | 131 |
| | 1955 " | 948 | 16 | - | - | 4 189 | 71 | 9 | 0 | 599 | 10 | 115 | 2 | - | - | 5 859 | | 1 370 | 23 | 8 720 | 149 |
| | 1956 " | 1 018 | 16 | - | - | 4 391 | 71 | 12 | 0 | 633 | 10 | 135 | 2 | - | - | 6 189 | | 1 376 | 22 | 8 188 | 132 |
| | 1957 "+) | 1 095 | 16 | - | - | 4 814 | 72 | 11 | 0 | 653 | 10 | 131 | 2 | - | - | 6 705 | | 1 432 | 21 | 8 923 | 133 |
| | Juli 57 | 1 143 | 17 | - | - | 4 941 | 72 | 13 | 0 | 650 | 9 | 158 | 2 | - | - | 6 904 | | 1 606 | 23 | 14 533 | 211 |
| | Aug. " | 1 161 | 19 | - | - | 4 216 | 68 | 12 | 0 | 628 | 10 | 144 | 2 | - | - | 6 160 | | 1 215 | 20 | 14 601 | 237 |
| | Sept. " | 1 105 | 16 | - | - | 4 874 | 72 | 11 | 0 | 606 | 9 | 142 | 2 | - | - | 6 739 | | 1 323 | 20 | 13 140 | 195 |
| | Okt. " | 1 155 | 16 | - | - | 5 230 | 73 | 11 | 0 | 666 | 9 | 140 | 2 | - | - | 7 203 | | 1 676 | 23 | 11 519 | 160 |
| | Nov. " | 1 141 | 17 | - | - | 4 905 | 73 | 11 | 0 | 586 | 9 | 105 | 2 | - | - | 6 747 | | 1 290 | 19 | 5 054 | 75 |
| | Dez. " | 1 053 | 16 | - | - | 4 741 | 73 | 11 | 0 | 585 | 9 | 139 | 2 | - | - | 6 529 | | 1 123 | 17 | 3 310 | 51 |
| | Jan. 58 | 1 172 | 16 | - | - | 5 502 | 74 | 12 | 0 | 606 | 8 | 102 | 1 | - | - | 7 394 | | 1 518 | 21 | 3 428 | 46 |
| | Febr. " | 1 072 | | | | | | | | | | | | | | | | 1 199 | | | |
| | März " | 1 126 | | | | | | | | | | | | | | | | 1 158 | | | |
| | April " | 1 066 | | | | | | | | | | | | | | | | | | | |
| | Mai " | | | | | | | | | | | | | | | | | | | | |
| | Juni " | | | | | | | | | | | | | | | | | | | | |
| | | | | | | | | | | | | | | | | | | | | | |
| | | | | | | | | | | | | | | | | | | | | | |
| | | | | | | | | | | | | | | | | | | | | | |
| | | | | | | | | | | | | | | | | | | | | | |
| | | | | | | | | | | | | | | | | | | | | | |
| 3 | 1954 MD | 10 670 | 53 | 1 401 | 7 | 4 534 | 23 | 2 437 | 12 | - | - | 89 | 0 | 1 006 | 5 | 20 138 | 100 | 18 949 | 94 | 31 621 | 157 |
| | 1955 " | 10 894 | 53 | 1 444 | 7 | 4 611 | 22 | 2 498 | 12 | - | - | 95 | 0 | 991 | 5 | 20 533 | | 18 759 | 91 | 36 880 | 180 |
| | 1956 " | 11 201 | 54 | 1 424 | 7 | 4 594 | 22 | 2 463 | 12 | - | - | 90 | 0 | 986 | 5 | 20 758 | | 18 798 | 91 | 39 960 | 192 |
| | 1957 "+) | 11 096 | 54 | 1 371 | 7 | 4 733 | 23 | 2 423 | 12 | - | - | 85 | 0 | 948 | 5 | 20 657 | | 18 936 | 92 | 38 750 | 187 |
| | Juli " | 11 470 | 55 | 1 469 | 7 | 4 874 | 23 | 2 061 | 10 | - | - | 100 | 0 | 1 012 | 5 | 20 986 | | 18 274 | 87 | 32 437 | 156 |
| | Aug. " | 10 838 | 54 | 1 391 | 7 | 4 537 | 23 | 2 387 | 12 | - | - | 94 | 0 | 926 | 5 | 20 173 | | 14 728 | 73 | 41 143 | 204 |
| | Sept. " | 10 045 | 53 | 1 262 | 7 | 4 525 | 24 | 2 189 | 12 | - | - | 92 | 0 | 837 | 4 | 18 950 | | 16 589 | 86 | 38 945 | 206 |
| | Okt. " | 11 770 | 54 | 1 359 | 6 | 4 856 | 22 | 2 659 | 12 | - | - | 83 | 0 | 1 026 | 5 | 21 753 | | 22 377 | 103 | 43 315 | 199 |
| | Nov. " | 11 597 | 54 | 1 369 | 6 | 4 803 | 22 | 2 535 | 12 | - | - | 72 | 0 | 973 | 5 | 21 349 | | 18 889 | 88 | 36 519 | 171 |
| | Dez. " | 10 514 | 53 | 1 227 | 6 | 4 644 | 23 | 2 517 | 13 | - | - | 73 | 0 | 895 | 4 | 19 867 | | 16 658 | 84 | 35 221 | 177 |
| | Jan. 58 | 11 978 | 53 | 1 558 | 7 | 5 290 | 23 | 2 664 | 12 | - | - | 89 | 0 | 1 049 | 5 | 22 628 | | 21 997 | 97 | 35 668 | 158 |
| | Febr. " | 10 573 | 53 | 1 339 | 7 | 4 822 | 24 | 2 416 | 12 | - | - | 73 | 0 | 899 | 4 | 20 122 | | 18 292 | 91 | 29 404 | 146 |
| | März " | 11 545 | 53 | 1 540 | 7 | 5 214 | 24 | 2 520 | 11 | - | - | 68 | 0 | 1 036 | 5 | 21 923 | | 18 833 | 86 | | |
| | April " | 11 125 | 54 | 1 333 | 6 | 4 785 | 23 | 2 411 | 12 | - | - | 57 | 0 | 959 | 5 | 20 670 | | | | | |
| | Mai " | | | | | | | | | | | | | | | | | | | | |
| | Juni " | | | | | | | | | | | | | | | | | | | | |
| | | | | | | | | | | | | | | | | | | | | | |
| | | | | | | | | | | | | | | | | | | | | | |
| | | | | | | | | | | | | | | | | | | | | | |
| | | | | | | | | | | | | | | | | | | | | | |
| | | | | | | | | | | | | | | | | | | | | | |
| | | | | | | | | | | | | | | | | | | | | | |

+) Teilweise vorläufige Zahlen. a) Monatszahlen enthalten geringe Mengen (etwa 300 000 t) Braunkohle. 1) Gewinnung von handelsfähigem Roherz und Erzeugung von aufbereitetem Erz (einschl. Rösterz sowie Eisenerzsinter).

| | | | Montan-Union-Länder | | | | | | | | | | | | | | Vergleichsländer | | | | | | |
|---------|--------------------|--------------------------|---------------------|-----|----------|---|------------|-----|---------|-----|-----------|---|---------|---|-------------|----|------------------|-------|----------------|-----|--------|----|--|
| | | | Bundesrepubl. | | Saarland | | Frankreich | | Belgien | | Luxemburg | | Italien | | Niederlande | | Montan-Union | | Großbritannien | | U S A | | |
| | | | 1000 t | % | 1000 t | % | 1000 t | % | 1000 t | % | 1000 t | % | 1000 t | % | 1000 t | % | 1000 t | % | 1000 t | % | 1000 t | % | |
| 4 | Steinkohlenkoks 1) | 1954 MD | 2 910 | 58 | 306 | 6 | 768 | 15 | 512 | 10 | - | - | 208 | 4 | 282 | 6 | 4 986 | 100 | 1 512 | 30 | 4 510 | 90 | |
| | | 1955 " | 3 377 | 59 | 328 | 6 | 894 | 16 | 550 | 10 | - | - | 246 | 4 | 325 | 6 | 5 719 | | 1 533 | 27 | 5 693 | 99 | |
| | | 1956 " | 3 620 | 58 | 351 | 6 | 1 021 | 16 | 606 | 10 | - | - | 284 | 5 | 353 | 6 | 6 234 | | 1 656 | 26 | 5 613 | 90 | |
| | | 1957 "+) | 3 766 | 58 | 360 | 6 | 1 047 | 16 | 596 | 9 | - | - | 307 | 5 | 354 | 5 | 6 431 | | 1 734 | 27 | 5 762 | 90 | |
| | | Juli 57 | 3 839 | 60 | 362 | 6 | 1 044 | 16 | 463 | 7 | - | - | 315 | 5 | 356 | 6 | 6 379 | | 1 728 | 27 | 5 898 | 92 | |
| | | Aug. " | 3 835 | 59 | 367 | 6 | 1 033 | 16 | 608 | 9 | - | - | 322 | 5 | 356 | 6 | 6 521 | | 1 728 | 27 | 5 910 | 91 | |
| | | Sept. " | 3 686 | 58 | 356 | 6 | 1 034 | 16 | 599 | 10 | - | - | 313 | 5 | 329 | 5 | 6 318 | | 1 706 | 27 | 5 712 | 91 | |
| | | Okt. " | 3 834 | 59 | 370 | 6 | 1 078 | 16 | 622 | 9 | - | - | 328 | 5 | 349 | 5 | 6 580 | | 1 777 | 27 | 5 693 | 87 | |
| | | Nov. " | 3 746 | 58 | 361 | 6 | 1 056 | 16 | 600 | 9 | - | - | 308 | 5 | 354 | 5 | 6 425 | | 1 724 | 27 | 5 101 | 80 | |
| | | Dez. " | 3 771 | 58 | 373 | 6 | 1 089 | 17 | 617 | 9 | - | - | 307 | 5 | 369 | 6 | 6 526 | | 1 782 | 27 | 5 095 | 78 | |
| | | Jan. 58 | 3 824 | 58 | 385 | 6 | 1 081 | 16 | 615 | 9 | - | - | 293 | 5 | 366 | 6 | 6 564 | | | | 4 686 | 71 | |
| | | Febr. " | 3 428 | 58 | 346 | 6 | 986 | 17 | 542 | 9 | - | - | 256 | 5 | 331 | 6 | 5 889 | | | | | | |
| | | März " | 3 767 | 59 | 369 | 6 | 1 051 | 16 | 591 | 9 | - | - | 283 | 5 | 362 | 6 | 6 423 | | | | | | |
| | | April " | 3 539 | 58 | 351 | 6 | 1 036 | 17 | 559 | 9 | - | - | 270 | 4 | 331 | 5 | 6 086 | | | | | | |
| | | Mai " | | | | | | | | | | | | | | | | | | | | | |
| | | Juni " | | | | | | | | | | | | | | | | | | | | | |
| | 5 | Steinkohlen- Briketts | 1954 MD | 503 | 40 | - | - | 561 | 44 | 115 | 9 | - | - | 2 | 0 | 76 | 6 | 1 256 | 100 | 142 | 11 | | |
| | | | 1955 " | 576 | 43 | - | - | 558 | 41 | 129 | 10 | - | - | 2 | 0 | 81 | 6 | 1 347 | | | | | |
| | | | 1956 " | 642 | 43 | - | - | 656 | 42 | 152 | 10 | - | - | 2 | 0 | 86 | 6 | 1 538 | | | | | |
| | | | 1957 "+) | 652 | 41 | - | - | 688 | 43 | 152 | 10 | - | - | 1 | 0 | 95 | 6 | 1 588 | | | | | |
| Juli 57 | | | 670 | 45 | - | - | 614 | 41 | 115 | 8 | - | - | 2 | 0 | 104 | 7 | 1 504 | | | | | | |
| Aug. " | | | 630 | 41 | - | - | 641 | 42 | 150 | 10 | - | - | 0 | 0 | 99 | 7 | 1 521 | | | | | | |
| Sept. " | | | 604 | 41 | - | - | 627 | 43 | 147 | 10 | - | - | 0 | 0 | 88 | 6 | 1 466 | | | | | | |
| Okt. " | | | 723 | 42 | - | - | 722 | 42 | 169 | 10 | - | - | 1 | 0 | 103 | 6 | 1 717 | | | | | | |
| Nov. " | | | 708 | 43 | - | - | 694 | 42 | 151 | 9 | - | - | 1 | 0 | 94 | 6 | 1 647 | | | | | | |
| Dez. " | | | 615 | 40 | - | - | 686 | 45 | 135 | 9 | - | - | 1 | 0 | 84 | 6 | 1 521 | | | | | | |
| Jan. 58 | | | 475 | 37 | - | - | 628 | 47 | 117 | 9 | - | - | 1 | 0 | 98 | 7 | 1 319 | | | | | | |
| Febr. " | | | 233 | 29 | - | - | 477 | 54 | 79 | 9 | - | - | 1 | 0 | 73 | 8 | 863 | | | | | | |
| März " | | | 222 | | | | | | | | | | | | | | | | | | | | |
| April " | | | | | | | | | | | | | | | | | | | | | | | |
| Mai " | | | | | | | | | | | | | | | | | | | | | | | |
| Juni " | | | | | | | | | | | | | | | | | | | | | | | |
| 6 | Rohbraunkohle 2) | 1954 MD | 7 459 | 97 | - | - | 158 | 2 | - | - | - | - | 72 | 1 | 14 | 0 | 7 703 | 100 | - | - | 215 | 3 | |
| | | 1955 " | 7 677 | 97 | - | - | 171 | 2 | - | - | - | - | 47 | 1 | 21 | 0 | 7 916 | | - | - | 239 | 3 | |
| | | 1956 " | 8 081 | 97 | - | - | 188 | 2 | - | - | - | - | 42 | 1 | 23 | 0 | 8 334 | | - | - | 223 | 3 | |
| | | 1957 "+) | 8 218 | 97 | - | - | 191 | 2 | - | - | - | - | 39 | 0 | 24 | 0 | 8 473 | | | | | | |
| | | Juli 57 | 8 251 | 97 | - | - | 177 | 2 | - | - | - | - | 43 | 1 | 22 | 0 | 8 492 | | | | | | |
| | | Aug. " | 8 215 | 97 | - | - | 172 | 2 | - | - | - | - | 38 | 0 | 23 | 0 | 8 448 | | | | | | |
| | | Sept. " | 8 179 | 97 | - | - | 205 | 2 | - | - | - | - | 37 | 0 | 25 | 0 | 8 446 | | | | | | |
| | | Okt. " | 9 043 | 97 | - | - | 207 | 2 | - | - | - | - | 45 | 0 | 33 | 0 | 9 328 | | | | | | |
| | | Nov. " | 8 636 | 97 | - | - | 200 | 2 | - | - | - | - | 38 | 0 | 29 | 0 | 8 904 | | | | | | |
| | | Dez. " | 8 543 | 97 | - | - | 205 | 2 | - | - | - | - | 34 | 0 | 31 | 0 | 8 813 | | | | | | |
| | | Jan. 58 | 8 809 | | - | | 246 | | | | | | | | | | | | | | | | |
| | | Febr. " | 7 695 | | - | | 236 | | | | | | | | | | | | | | | | |
| | | März " | 8 426 | | | | | | | | | | | | | | | | | | | | |
| | | April " | | | | | | | | | | | | | | | | | | | | | |
| | | Mai " | | | | | | | | | | | | | | | | | | | | | |
| | | Juni " | | | | | | | | | | | | | | | | | | | | | |

+) Teilweise vorläufige Zahlen. 1) Zechen- und Hüttenkoks. 2) Jüngere und ältere Braunkohle, Bundesgebiet einschl. Pechkohle.

| | | | M o n t a n - U n i o n - L ä n d e r | | | | | | | | | | | | | | Vergleichsländer | | | | | |
|----------|--|----------|---------------------------------------|---------|----------|----|------------|----|---------|----|-----------|----|---------|----|-------------|---|------------------|-----|----------------|-----|--------|-----|
| | | | Bundesrepubl. | | Saarland | | Frankreich | | Belgien | | Luxemburg | | Italien | | Niederlande | | Montan-Union | | Großbritannien | | U S A | |
| | | | 1000 t | % | 1000 t | % | 1000 t | % | 1000 t | % | 1000 t | % | 1000 t | % | 1000 t | % | 1000 t | % | 1000 t | % | 1000 t | % |
| 7 | Braunkohlen- Briketts | 1954 MD | 1 389 | 99 | - | - | - | - | - | - | - | - | - | - | 7 | 1 | 1 396 | 100 | | | | |
| | | 1955 " | 1 370 | 99 | - | - | - | - | - | - | - | - | - | - | 7 | 1 | 1 377 | | | | | |
| | | 1956 " | 1 413 | 100 | - | - | - | - | - | - | - | - | - | - | 7 | 0 | 1 420 | | | | | |
| | | 1957 "+) | 1 402 | 100 | - | - | - | - | - | - | - | - | - | - | 7 | 0 | 1 409 | | | | | |
| | | Juli 57 | 1 517 | 100 | - | - | - | - | - | - | - | - | - | - | 8 | 0 | 1 525 | | | | | |
| | | Aug. " | 1 495 | 100 | - | - | - | - | - | - | - | - | - | - | 7 | 0 | 1 502 | | | | | |
| | | Sept. " | 1 376 | 100 | - | - | - | - | - | - | - | - | - | - | 7 | 0 | 1 383 | | | | | |
| | | Okt. " | 1 482 | 100 | - | - | - | - | - | - | - | - | - | - | 7 | 0 | 1 489 | | | | | |
| | | Nov. " | 1 334 | 100 | - | - | - | - | - | - | - | - | - | - | 6 | 0 | 1 340 | | | | | |
| | | Dez. " | 1 316 | 100 | - | - | - | - | - | - | - | - | - | - | 6 | 0 | 1 322 | | | | | |
| | | Jan. 58 | 1 434 | 100 | - | - | - | - | - | - | - | - | - | - | 7 | 0 | 1 441 | | | | | |
| | | Febr. " | 1 354 | 100 | - | - | - | - | - | - | - | - | - | - | 6 | 0 | 1 360 | | | | | |
| | | Marz " | 1 473 | | | | | | | | | | | | | | | | | | | |
| | | April " | | | | | | | | | | | | | | | | | | | | |
| | | Mai " | | | | | | | | | | | | | | | | | | | | |
| | | Juni " | | | | | | | | | | | | | | | | | | | | |
| | | 8 | Roheisen insgesamt 9 - 12 b) | 1954 MD | 1 043 | 38 | 208 | 8 | 736 | 27 | 380 | 14 | 233 | 8 | 108 | 4 | 51 | 2 | 2 760 | 100 | 1 006 | 36 |
| 1955 " | 1 374 | | | 40 | 240 | 7 | 912 | 27 | 443 | 13 | 254 | 7 | 140 | 4 | 56 | 2 | 3 418 | | 1 056 | 31 | 5 881 | 172 |
| 1956 " | 1 465 | | | 40 | 252 | 7 | 952 | 26 | 472 | 13 | 273 | 8 | 161 | 4 | 55 | 2 | 3 629 | | 1 116 | 31 | 5 742 | 158 |
| 1957 "+) | 1 530 | | | 41 | 261 | 7 | 992 | 26 | 462 | 12 | 277 | 7 | 178 | 5 | 59 | 2 | 3 759 | | 1 209 | 32 | 5 998 | 159 |
| Juli 57 | 1 530 | | | 42 | 265 | 7 | 1 016 | 28 | 242 | 7 | 288 | 8 | 209 | 6 | 64 | 2 | 3 614 | | a)1 338 | 37 | 6 071 | 167 |
| Aug. " | 1 565 | | | 42 | 266 | 7 | 908 | 24 | 483 | 13 | 271 | 7 | 200 | 5 | 67 | 2 | 3 760 | | 1 107 | 29 | 6 152 | 163 |
| Sept. " | 1 561 | | | 41 | 260 | 7 | 989 | 26 | 489 | 13 | 269 | 7 | 171 | 4 | 65 | 2 | 3 804 | | 1 149 | 30 | 6 013 | 157 |
| Okt. " | 1 663 | | | 41 | 278 | 7 | 1 051 | 26 | 508 | 13 | 285 | 7 | 170 | 4 | 62 | 2 | 4 017 | | a)1 450 | 36 | 5 914 | 147 |
| Nov. " | 1 605 | | | 41 | 276 | 7 | 1 022 | 26 | 474 | 12 | 277 | 7 | 165 | 4 | 57 | 1 | 3 876 | | 1 144 | 29 | 5 243 | 135 |
| Dez. " | 1 547 | | | 40 | 259 | 7 | 1 049 | 27 | 482 | 13 | 272 | 7 | 167 | 4 | 63 | 2 | 3 839 | | 1 120 | 30 | 4 789 | 123 |
| Jan. 58 | 1 602 | | | 41 | 272 | 7 | 1 072 | 27 | 482 | 12 | 281 | 7 | 159 | 4 | 57 | 1 | 3 924 | | a)1 377 | 35 | 4 404 | 112 |
| Febr. " | 1 449 | | | 41 | 240 | 7 | 946 | 27 | 437 | 12 | 256 | 7 | 149 | 4 | 72 | 2 | 3 549 | | 1 108 | 31 | 3 687 | 104 |
| März " | 1 513 | | | 39 | 271 | 7 | 1 079 | 28 | 478 | 12 | 284 | 7 | 173 | 4 | 79 | 2 | 3 877 | | 1 088 | 28 | 4 050 | 104 |
| April " | 1 378 | | | 38 | 249 | 7 | 1 016 | 28 | 447 | 12 | 275 | 8 | 173 | 5 | 78 | 2 | 3 616 | | a)1 305 | 36 | | |
| Mai " | | | | | | | | | | | | | | | | | | | | | | |
| Juni " | | | | | | | | | | | | | | | | | | | | | | |
| 9 | davon Roheisen für die Stahlerzeugung Stahlroheisen Thomas-Roheisen Bessemer Roheisen c) | | | 1954 MD | 894 | 37 | 198 | 8 | 635 | 26 | 370 | 15 | 233 | 10 | 91 | 4 | +) 24 | 1 | 2 445 | 100 | 743 | 30 |
| | | 1955 " | 1 191 | 39 | 219 | 7 | 800 | 26 | 436 | 14 | 257 | 8 | 117 | 4 | 23 | 1 | 3 043 | | 787 | 26 | 5 286 | 174 |
| | | 1956 " | 1 276 | | 231 | | 834 | | 464 | | 273 | | 138 | | | | 3 242 | | 847 | 26 | 5 164 | 159 |
| | | 1957 "+) | 1 340 | | 241 | | 858 | | 450 | | 281 | | 159 | | | | 3 367 | | 954 | | | |
| | | Juli 57 | 1 333 | | 249 | | 875 | | 235 | | 291 | | 179 | | | | 3 203 | | 1 059 | 33 | | |
| | | Aug. " | 1 377 | | 249 | | 790 | | 470 | | 274 | | 168 | | | | 3 371 | | 891 | 26 | | |
| | | Sept. " | 1 364 | | 242 | | 876 | | 478 | | 273 | | 147 | | | | 3 417 | | 921 | 27 | | |
| | | Okt. " | 1 460 | | 257 | | 926 | | 494 | | 289 | | 153 | | | | 3 622 | | 1 148 | 32 | | |
| | | Nov. " | 1 409 | | 242 | | 899 | | 460 | | 281 | | 149 | | | | 3 495 | | 895 | 26 | | |
| | | Dez. " | 1 360 | | 240 | | 904 | | 470 | | 274 | | 153 | | | | 3 451 | | 888 | 26 | | |
| | | Jan. 58 | 1 402 | | 252 | | 920 | | 467 | | 284 | | 148 | | | | | | 1 081 | | | |
| | | Febr. " | 1 289 | | 222 | | 821 | | 422 | | 256 | | 131 | | | | | | 873 | | | |
| | | März " | 1 340 | | 250 | | 947 | | 466 | | 284 | | 152 | | | | | | 848 | | | |
| | | April " | 1 214 | | 229 | | 880 | | 437 | | 275 | | | | | | | | | | | |
| | | Mai " | | | | | | | | | | | | | | | | | | | | |
| | | Juni " | | | | | | | | | | | | | | | | | | | | |

+) Teilweise vorläufige Zahlen. a) 5 Wochen. b) Quelle für Roheisen insgesamt Pos.8: Hohe Behörde. c) Quellen für Pos. 9-12: Sorten insgesamt: Hohe Behörde.

Aufgliederung der Länder nach den offiziellen Länderstatistiken. Die sich hierbei ergebenden Abweichungen bei der Zusammenfassung sind auf die Benutzung verschiedener Quellen zurückzuführen.

| | | | Montan-Union-Länder | | | | | | | | | | | | | | | | Vergleichsländer | | | |
|----|--|----------|---------------------|----|----------|---|------------|----|---------|---|-----------|---|---------|----|-------------|----|--------------|-----|------------------|-----|--------|-----|
| | | | Bundesrepubl. | | Saarland | | Frankreich | | Belgien | | Luxemburg | | Italien | | Niederlande | | Montan-Union | | Großbritann. | | U S A | |
| | | | 1000 t | % | 1000 t | % | 1000 t | % | 1000 t | % | 1000 t | % | 1000 t | % | 1000 t | % | 1000 t | % | 1000 t | % | 1000 t | % |
| 10 | | 1954 MD | 110 | 47 | 11 | 5 | 62 | 27 | 9 | 4 | - | - | 14 | 6 | 26 | 11 | 230 | 100 | 247 | 106 | 387 | 167 |
| | | 1955 " | 135 | 47 | 21 | 7 | 68 | 24 | 12 | 5 | - | - | 19 | 7 | 29 | 10 | 275 | | 252 | 88 | 495 | 174 |
| | | 1956 " | 133 | | 21 | | 72 | | 15 | | - | - | 17 | | | | 271 | | 252 | 93 | 482 | 179 |
| | | 1957 "+) | 136 | | 23 | | 81 | | 16 | | - | - | 14 | | | | 271 | | 242 | | | |
| | | Juli 57 | 140 | | 20 | | 87 | | 9 | | - | - | 21 | | | | 286 | | 262 | 92 | | |
| | | Aug. " | 134 | | 23 | | 70 | | 16 | | - | - | 22 | | | | 269 | | 203 | 75 | | |
| | | Sept. " | 127 | | 22 | | 73 | | 16 | | - | - | 16 | | | | 257 | | 216 | 84 | | |
| | | Okt. " | 162 | | 23 | | 80 | | 17 | | - | - | 13 | | | | 294 | | 282 | 96 | | |
| | | Nov. " | 144 | | 35 | | 72 | | 16 | | - | - | 12 | | | | 264 | | 232 | 88 | | |
| | | Dez. " | 125 | | 20 | | 84 | | 16 | | - | - | 12 | | | | 256 | | 214 | 84 | | |
| | | Jan. 58 | 139 | | 21 | | 98 | | 17 | | - | - | 10 | | | | | | 274 | | | |
| | | Febr. " | 117 | | 18 | | 72 | | 15 | | - | - | 16 | | | | | | 217 | | | |
| | | März " | 123 | | 22 | | 81 | | 12 | | - | - | 19 | | | | | | 223 | | | |
| | | April " | 126 | | 20 | | 86 | | 10 | | - | - | | | | | | | | | | |
| | | Mai " | | | | | | | | | | | | | | | | | | | | |
| | | Juni " | | | | | | | | | | | | | | | | | | | | |
| 11 | | 1954 MD | 15 | 36 | - | - | 22 | 52 | 1 | 2 | - | - | 4 | 10 | - | - | 42 | 100 | 16 | 38 | 42 | 100 |
| | | 1955 " | 20 | 38 | - | - | 27 | 52 | 1 | 2 | - | - | 4 | 8 | - | - | 53 | | 16 | 31 | 51 | 98 |
| | | 1956 " | 28 | | - | - | 32 | | 1 | | - | - | 5 | | - | - | 67 | | 16 | 24 | 50 | 75 |
| | | 1957 "+) | 27 | | - | - | 34 | | 0 | | - | - | 6 | | - | - | 68 | | 13 | 19 | 59 | 87 |
| | | Juli 57 | 25 | | - | - | 38 | | 0 | | - | - | 10 | | - | - | 73 | | 16 | 22 | 60 | 82 |
| | | Aug. " | 35 | | - | - | 32 | | 0 | | - | - | 10 | | - | - | 79 | | 14 | 18 | 56 | 71 |
| | | Sept. " | 37 | | - | - | 31 | | 0 | | - | - | 7 | | - | - | 77 | | 13 | 17 | 53 | 69 |
| | | Okt. " | 22 | | - | - | 31 | | 0 | | - | - | 4 | | - | - | 58 | | 21 | 36 | 59 | 102 |
| | | Nov. " | 25 | | - | - | 37 | | 0 | | - | - | 4 | | - | - | 66 | | 17 | 26 | 62 | 94 |
| | | Dez. " | 36 | | - | - | 36 | | 0 | | - | - | 2 | | - | - | 76 | | 17 | 22 | 61 | 80 |
| | | Jan. 58 | 33 | | - | - | 33 | | 0 | | - | - | 1 | | - | - | | | 22 | | 63 | |
| | | Febr. " | 17 | | - | - | 38 | | 0 | | - | - | 1 | | - | - | | | 19 | | 43 | |
| | | März " | 25 | | - | - | 34 | | 0 | | - | - | 2 | | - | - | | | 16 | | 41 | |
| | | April " | 21 | | - | - | 27 | | 0 | | - | - | 5 | | - | - | | | | | | |
| | | Mai " | | | | | | | | | | | | | | | | | | | | |
| | | Juni " | | | | | | | | | | | | | | | | | | | | |
| 12 | | 1954 MD | 23 | 56 | - | - | 18 | 44 | 0 | 0 | - | - | - | - | - | - | 41 | 100 | - | - | 28 | 68 |
| | | 1955 " | 28 | 61 | - | - | 18 | 39 | . | . | - | - | - | - | - | - | 47 | | - | - | 49 | 107 |
| | | 1956 " | 28 | | - | - | 19 | | . | . | - | - | - | - | - | - | 49 | | - | - | 47 | 96 |
| | | 1957 "+) | 27 | | - | - | 20 | | . | . | - | - | - | - | - | - | 50 | | - | - | | |
| | | Juli 57 | 31 | | - | - | 18 | | . | . | - | - | - | | | | 52 | | - | - | | |
| | | Aug. " | 19 | | - | - | 17 | | . | . | - | - | - | | | | 40 | | - | - | | |
| | | Sept. " | 34 | | - | - | 14 | | . | . | - | - | - | | | | 52 | | - | - | | |
| | | Okt. " | 19 | | - | - | 18 | | . | . | - | - | - | | | | 41 | | - | - | | |
| | | Nov. " | 27 | | - | - | 18 | | . | . | - | - | - | | | | 51 | | - | - | | |
| | | Dez. " | 26 | | - | - | 25 | | . | . | - | - | - | | | | 56 | | - | - | | |
| | | Jan. 58 | 28 | | - | - | 19 | | . | . | - | - | - | | | | | | - | - | | |
| | | Febr. " | 26 | | - | - | 15 | | . | . | - | - | - | | | | | | - | - | | |
| | | März " | 24 | | - | - | 17 | | . | . | - | - | - | | | | | | - | - | | |
| | | April " | 16 | | - | - | 23 | | . | . | - | - | - | | | | | | - | - | | |
| | | Mai " | | | | | | | | | | | | | | | | | | | | |
| | | Juni " | | | | | | | | | | | | | | | | | | | | |

+) Teilweise vorläufige Zahlen. o) S. Seite 6

| | | | Montan-Union-Länder | | | | | | | | | | | | | | | | Vergleichsländer | | | | | | |
|---------|--|---------|------------------------------|---------|-------------|----|---------------|----|---------|----|-----------|----|------------|----|-------------|----|--------------|-----|------------------|-----|----------|-----|-------|-----|----|
| | | | Bundesrepublik ^{a)} | | Saarland c) | | Frankreich c) | | Belgien | | Luxemburg | | Italien c) | | Niederlande | | Montan-Union | | Großbritannien | | U S A | | | | |
| | | | 1000 t | % | 1000 t | % | 1000 t | % | 1000 t | % | 1000 t | % | 1000 t | % | 1000 t | % | 1000 t | % | 1000 t | % | 1000 t | % | | | |
| 13 | Rohstahlblöcke | 1954 MD | 1 413 | 40 | 232 | 6 | 866 | 24 | 409 | 11 | 235 | 7 | 341 | 10 | 76 | 2 | 3 573 | 100 | 1 523 | 43 | 6 663 | 187 | | | |
| | | 1955 " | 1 730 | 40 | 261 | 6 | 1 029 | 24 | 482 | 11 | 268 | 6 | 439 | 10 | 80 | 2 | 4 290 | | 1 628 | 38 | 8 827 | 206 | | | |
| | | 1956 " | 1 880 | 41 | 278 | 6 | 1 097 | 24 | 522 | 11 | 287 | 6 | 481 | 10 | 86 | 2 | 4 631 | | 1 698 | 37 | 8 689 | 188 | | | |
| | | 1957 "+ | 1 992 | 41 | 286 | 6 | 1 149 | 24 | 512 | 10 | 291 | 6 | 552 | 11 | 97 | 2 | 4 879 | | 1 785 | 37 | 8 500 | 174 | | | |
| | | Juli 57 | 2 013 | 43 | 295 | 6 | 1 148 | 25 | 238 | 5 | 297 | 6 | 576 | 12 | 104 | 2 | 4 670 | | 1 792 | 38 | 8 063 | 173 | | | |
| | | Aug. " | 2 072 | 43 | 296 | 6 | 988 | 21 | 536 | 11 | 286 | 6 | 514 | 11 | 94 | 2 | 4 786 | | 1 478 | 31 | 8 357 | 175 | | | |
| | | Sept. " | 2 015 | 40 | 283 | 6 | 1 175 | 24 | 546 | 11 | 282 | 6 | 574 | 12 | 100 | 2 | 4 973 | | 1 729 | 35 | 8 124 | 163 | | | |
| | | Okt. " | 2 172 | 41 | 305 | 6 | 1 241 | 23 | 586 | 11 | 307 | 6 | 611 | 11 | 111 | 2 | 5 334 | | 2 158 | 41 | 8 323 | 157 | | | |
| | | Nov. " | 2 128 | 42 | 284 | 6 | 1 218 | 24 | 522 | 10 | 288 | 6 | 572 | 11 | 93 | 2 | 5 105 | | 1 691 | 33 | 7 596 | 149 | | | |
| | | Dez. " | 1 943 | 40 | 279 | 6 | 1 240 | 25 | 531 | 11 | 272 | 6 | 539 | 11 | 94 | 2 | 4 897 | | 1 571 | 32 | 6 714 | 137 | | | |
| | | Jan. 58 | 2 170 | 41 | 306 | 6 | 1 283 | 24 | 550 | 10 | 295 | 6 | 563 | 11 | 103 | 2 | 5 270 | | 2 007 | 38 | 6 111 | 116 | | | |
| | | Febr. " | 1 936 | 41 | 268 | 6 | 1 160 | 25 | 482 | 10 | 268 | 6 | 496 | 11 | 108 | 2 | 4 718 | | 1 687 | 36 | 5 231 | 111 | | | |
| | | März " | 2 012 | 40 | 308 | 6 | 1 309 | 26 | 510 | 10 | 293 | 6 | 534 | 10 | 129 | 3 | 5 095 | | 1 707 | 34 | 5 660 | 111 | | | |
| | | April " | 1 833 | 39 | 274 | 6 | 1 225 | 26 | 487 | 10 | 284 | 6 | 522 | 11 | 112 | 2 | 4 737 | | | | | | | | |
| | | Mai " | | | | | | | | | | | | | | | | | | | | | | | |
| | | Juni " | | | | | | | | | | | | | | | | | | | | | | | |
| | | 14 | Flüssigstahl für Stahlguß | 1954 MD | 40 | 55 | 2 | 3 | 20 | 27 | 2 | 3 | 1 | 1 | 9 | 12 | 1 | 1 | 74 | 100 | 45 | 62 | a) | 13 | 18 |
| | | | | 1955 " | 48 | 52 | 2 | 2 | 24 | 22 | 9 | 10 | 0 | 0 | 11 | 12 | 1 | 1 | 96 | | 48 | 52 | | 17 | 18 |
| | | | | 1956 " | 52 | 54 | 3 | 2 | 24 | 21 | 10 | 9 | 1 | 1 | 11 | 11 | 2 | 2 | 102 | | 51 | 53 | | 21 | 21 |
| | | | | 1957 "+ | 50 | 50 | 3 | 3 | 26 | 26 | 9 | 9 | 0 | 0 | 12 | 12 | 2 | 2 | 102 | | 52 | 51 | | 21 | 21 |
| | | | | Juli 57 | 53 | 55 | 3 | 3 | 23 | 24 | 3 | 3 | 0 | 0 | 13 | 14 | 1 | 1 | 96 | | 50 | 52 | | 19 | 20 |
| Aug. " | 49 | | | 56 | 3 | 3 | 16 | 18 | 11 | 13 | 0 | 0 | 9 | 10 | 1 | 1 | 87 | | 40 | 46 | | 20 | 23 | | |
| Sept. " | 49 | | | 48 | 3 | 3 | 27 | 26 | 10 | 10 | 0 | 0 | 12 | 12 | 2 | 2 | 103 | | 51 | 50 | | 21 | 20 | | |
| Okt. " | 52 | | | 47 | 3 | 3 | 28 | 25 | 11 | 10 | 1 | 1 | 14 | 13 | 2 | 2 | 111 | | 67 | 60 | | 21 | 19 | | |
| Nov. " | 48 | | | 47 | 2 | 2 | 27 | 26 | 10 | 10 | 0 | 0 | 13 | 13 | 2 | 2 | 102 | | 53 | 52 | | 18 | 18 | | |
| Dez. " | 44 | | | 44 | 2 | 2 | 29 | 29 | 11 | 11 | 0 | 0 | 13 | 13 | 2 | 2 | 101 | | 46 | 46 | | 17 | 17 | | |
| Jan. 58 | 50 | | | 46 | 2 | 2 | 30 | 28 | 10 | 9 | 0 | 0 | 13 | 13 | 2 | 2 | 107 | | 61 | 56 | | 16 | 15 | | |
| Febr. " | 45 | | | 50 | 2 | 2 | 20 | 22 | 8 | 9 | 0 | 0 | 13 | 14 | 2 | 2 | 90 | | 50 | 56 | | 15 | 17 | | |
| März " | 49 | | | 46 | 2 | 2 | 30 | 28 | 10 | 9 | 0 | 0 | 13 | 12 | 2 | 2 | 106 | | 50 | 47 | | 14 | 13 | | |
| April " | 45 | | | 45 | 2 | 2 | 28 | 28 | 10 | 10 | 0 | 0 | 13 | 13 | 2 | 2 | 100 | | | | | | | | |
| Mai " | | | | | | | | | | | | | | | | | | | | | | | | | |
| Juni " | | | | | | | | | | | | | | | | | | | | | | | | | |
| 15 | Rohstahl insgesamt (13/14 u. 16-19) | | | 1954 MD | 1 453 | 40 | 234 | 6 | 886 | 24 | 411 | 11 | 236 | 6 | 351 | 10 | 77 | 2 | 3 647 | 100 | 1 568 | 43 | 6 676 | 183 | |
| | | | | 1955 " | 1 778 | 41 | 264 | 6 | 1 053 | 24 | 491 | 11 | 269 | 6 | 450 | 10 | 82 | 2 | 4 386 | | 1 675 | 38 | 8 848 | 202 | |
| | | | | 1956 " | 1 932 | 41 | 281 | 6 | 1 120 | 24 | 531 | 11 | 288 | 6 | 493 | 10 | 88 | 2 | 4 733 | | 1 749 | 37 | 8 710 | 184 | |
| | | | | 1957 "+ | 2 042 | 41 | 289 | 6 | 1 175 | 24 | 522 | 10 | 291 | 6 | 564 | 11 | 99 | 2 | 4 982 | | 1 837 | 37 | 8 521 | 171 | |
| | | | | Juli 57 | 2 066 | 43 | 298 | 6 | 1 171 | 25 | 242 | 5 | 297 | 6 | 588 | 12 | 105 | 2 | 4 767 | | b) 1 841 | 39 | 8 082 | 170 | |
| | | Aug. " | 2 121 | 43 | 299 | 6 | 1 004 | 21 | 547 | 11 | 286 | 6 | 523 | 11 | 96 | 2 | 4 876 | | 1 518 | 31 | 8 377 | 172 | | | |
| | | Sept. " | 2 064 | 41 | 285 | 6 | 1 202 | 24 | 556 | 11 | 282 | 6 | 586 | 12 | 101 | 2 | 5 076 | | 1 781 | 35 | 8 145 | 160 | | | |
| | | Okt. " | 2 225 | 41 | 308 | 6 | 1 268 | 23 | 597 | 11 | 308 | 6 | 625 | 11 | 113 | 2 | 5 444 | | b) 2 224 | 41 | 8 344 | 154 | | | |
| | | Nov. " | 2 176 | 42 | 286 | 5 | 1 245 | 24 | 532 | 10 | 289 | 6 | 585 | 11 | 94 | 2 | 5 207 | | 1 745 | 34 | 7 614 | 147 | | | |
| | | Dez. " | 1 987 | 40 | 281 | 6 | 1 269 | 25 | 542 | 11 | 273 | 5 | 551 | 11 | 95 | 2 | 4 998 | | 1 618 | 32 | 6 732 | 135 | | | |
| | | Jan. 58 | 2 220 | 41 | 308 | 6 | 1 311 | 24 | 560 | 10 | 295 | 5 | 575 | 11 | 105 | 2 | 5 376 | | b) 2 068 | 39 | 6 127 | 114 | | | |
| | | Febr. " | 1 981 | 41 | 270 | 6 | 1 180 | 25 | 490 | 10 | 268 | 6 | 509 | 11 | 110 | 2 | 4 808 | | 1 737 | 36 | 5 246 | 109 | | | |
| | | März " | 2 061 | 40 | 310 | 6 | 1 339 | 26 | 520 | 10 | 293 | 6 | 547 | 10 | 131 | 3 | 5 201 | | 1 757 | 34 | 5 674 | 109 | | | |
| | | April " | 1 878 | 39 | 276 | 6 | 1 253 | 26 | 497 | 10 | 284 | 6 | 535 | 11 | 114 | 2 | 4 837 | | 2 072 | 43 | 5 018 | 104 | | | |
| | | Mai " | | | | | | | | | | | | | | | | | | | | | | | |
| | | Juni " | | | | | | | | | | | | | | | | | | | | | | | |

+) Teilweise vorläufige Zahlen. a) Nur Erzeugung der mit rohblockerzeugenden Stahlwerken verbundenen Gießereien. b) 5 Wochen. c) Einschließlich Erzeugung der unabhängigen Stahlgießereien.

| | | | Montan-Union-Länder | | | | | | | | | | | | | | | | Vergleichsländer | | | |
|--------------|--|----------|---------------------|----|----------|----|------------|----|---------|----|-----------|----|---------|----|-------------|---|--------------|-----|------------------|----|--------|-----|
| | | | Bundesrepubl. | | Saarland | | Frankreich | | Belgien | | Luxemburg | | Italien | | Niederlande | | Montan-Union | | Großbritann. | | U S A | |
| | | | 1000 t | % | 1000 t | % | 1000 t | % | 1000 t | % | 1000 t | % | 1000 t | % | 1000 t | % | 1000 t | % | 1000 t | % | 1000 t | % |
| 16 | | 1954 MD | 570 | 30 | 172 | 9 | 526 | 28 | 360 | 19 | 232 | 12 | 26 | 1 | - | - | 1 886 | 100 | 77 | 4 | - | - |
| | | 1955 " | 746 | 33 | 200 | 9 | 640 | 28 | 415 | 18 | 263 | 11 | 29 | 1 | - | - | 2 293 | | 87 | 4 | - | - |
| | | 1956 " | 817 | 33 | 212 | 9 | 670 | 27 | 441 | 18 | 281 | 11 | 28 | 1 | - | - | 2 449 | | 91 | 4 | - | - |
| | | 1957 "+) | 848 | 34 | 220 | 9 | 699 | 28 | 431 | 17 | 285 | 11 | 32 | 1 | - | - | 2 513 | | 90 | 4 | - | - |
| | | Juli 57 | 874 | 37 | 228 | 10 | 717 | 30 | 213 | 9 | 290 | 12 | 31 | 1 | - | - | 2 353 | | 100 | 4 | - | - |
| | | Aug. " | 893 | 36 | 225 | 9 | 633 | 25 | 454 | 18 | 278 | 11 | 32 | 1 | - | - | 2 514 | | 82 | 3 | - | - |
| | | Sept. " | 850 | 33 | 218 | 9 | 713 | 28 | 457 | 18 | 276 | 11 | 34 | 1 | - | - | 2 548 | | 84 | 3 | - | - |
| | | Okt. " | 923 | 34 | 237 | 9 | 766 | 28 | 488 | 18 | 303 | 11 | 33 | 1 | - | - | 2 750 | | 104 | 4 | - | - |
| | | Nov. " | 879 | 34 | 219 | 8 | 736 | 29 | 440 | 17 | 283 | 11 | 34 | 1 | - | - | 2 590 | | 77 | 3 | - | - |
| | | Dez. " | 822 | 33 | 214 | 8 | 745 | 29 | 447 | 18 | 266 | 11 | 33 | 1 | - | - | 2 527 | | 65 | 3 | - | - |
| davon | | Jan. 58 | 886 | 33 | 231 | 9 | 768 | 29 | 462 | 17 | 291 | 11 | 35 | 1 | - | - | 2 673 | | 94 | 4 | - | - |
| Thomas-Stahl | | Febr. " | 801 | 33 | 209 | 9 | 679 | 28 | 420 | 17 | 262 | 11 | 30 | 1 | - | - | 2 401 | | 68 | 3 | - | - |
| | | März " | 824 | 32 | 235 | 9 | 790 | 30 | 445 | 17 | 287 | 11 | 33 | 1 | - | - | 2 614 | | 65 | 2 | - | - |
| | | April " | 750 | 31 | 208 | 9 | 742 | 30 | 426 | 17 | 278 | 11 | 32 | 1 | - | - | 2 436 | | | | | |
| | | Mai " | | | | | | | | | | | | | | | | | | | | |
| | | Juni " | | | | | | | | | | | | | | | | | | | | |
| 17 | | 1954 MD | 817 | 56 | 56 | 4 | 283 | 20 | 42 | 3 | - | - | 184 | 13 | 67 | 5 | 1 449 | 100 | 1 375 | 95 | 6 073 | 419 |
| | | 1955 " | 945 | 55 | 58 | 3 | 325 | 19 | 54 | 3 | - | - | 254 | 15 | 70 | 4 | 1 706 | | 1 461 | 86 | 7 965 | 467 |
| | | 1956 " | 1 009 | 55 | 63 | 3 | 355 | 19 | 59 | 3 | - | - | 281 | 15 | 76 | 4 | 1 842 | | 1 525 | 83 | 7 775 | 422 |
| | | 1957 "+) | 1 069 | 54 | 63 | 3 | 373 | 19 | 53 | 3 | - | - | 325 | 17 | 83 | 4 | 1 966 | | 1 612 | 82 | 7 685 | 391 |
| | | Juli 57 | 1 066 | 55 | 63 | 3 | 356 | 19 | 19 | 1 | - | - | 328 | 17 | 90 | 5 | 1 922 | | 1 605 | 83 | 7 336 | 381 |
| | | Aug. " | 1 103 | 58 | 67 | 3 | 304 | 16 | 56 | 3 | - | - | 306 | 16 | 82 | 4 | 1 919 | | 1 335 | 70 | 7 527 | 393 |
| | | Sept. " | 1 087 | 54 | 62 | 3 | 377 | 19 | 59 | 3 | - | - | 332 | 17 | 86 | 4 | 2 002 | | 1 565 | 78 | 7 380 | 367 |
| | | Okt. " | 1 163 | 55 | 65 | 3 | 386 | 18 | 65 | 3 | - | - | 374 | 17 | 97 | 4 | 2 150 | | 1 952 | 91 | 7 574 | 356 |
| | | Nov. " | 1 148 | 56 | 61 | 3 | 397 | 18 | 54 | 3 | - | - | 353 | 17 | 76 | 4 | 2 091 | | 1 532 | 74 | 6 967 | 337 |
| | | Dez. " | 1 023 | 52 | 61 | 3 | 409 | 21 | 51 | 3 | - | - | 338 | 17 | 82 | 4 | 1 965 | | 1 433 | 73 | 6 154 | 313 |
| | | Jan. 58 | 1 169 | 54 | 72 | 3 | 420 | 20 | 58 | 3 | - | - | 356 | 16 | 90 | 4 | 2 165 | | 1 813 | 84 | 5 520 | 256 |
| | | Febr. " | 1 026 | 54 | 57 | 3 | 383 | 20 | 50 | 3 | - | - | 308 | 16 | 83 | 4 | 1 907 | | 1 530 | 80 | 4 765 | 249 |
| | | März " | 1 053 | 52 | 70 | 3 | 422 | 21 | 50 | 2 | - | - | 320 | 16 | 111 | 5 | 2 026 | | 1 555 | 77 | 5 079 | 251 |
| | | April " | 965 | 52 | 64 | 3 | 389 | 21 | 47 | 3 | - | - | 313 | 17 | 94 | 5 | 1 872 | | | | | |
| | | Mai " | | | | | | | | | | | | | | | | | | | | |
| | | Juni " | | | | | | | | | | | | | | | | | | | | |
| 18 | | 1954 MD | 56 | 19 | 5 | 1 | 70 | 23 | 10 | 4 | 4 | 1 | 140 | 47 | 10 | 3 | 296 | 100 | 79 | 27 | 411 | 138 |
| | | 1955 " | 77 | 21 | 5 | 2 | 80 | 21 | 19 | 5 | 6 | 2 | 166 | 46 | 11 | 3 | 364 | | 93 | 26 | 632 | 176 |
| | | 1956 " | 96 | 23 | 6 | 1 | 87 | 20 | 29 | 6 | 7 | 2 | 184 | 44 | 12 | 3 | 419 | | 101 | 24 | 692 | 166 |
| | | 1957 "+) | 112 | 24 | 6 | 1 | 93 | 20 | 35 | 7 | 6 | 1 | 208 | 44 | 16 | 3 | 475 | | 103 | 22 | 649 | 137 |
| | | Juli 57 | 113 | 24 | 6 | 1 | 90 | 19 | 9 | 1 | 7 | 1 | 229 | 49 | 16 | 3 | 470 | | 102 | 22 | 569 | 122 |
| | | Aug. " | 113 | 27 | 6 | 1 | 62 | 16 | 34 | 6 | 8 | 2 | 185 | 44 | 14 | 3 | 421 | | 76 | 18 | 664 | 159 |
| | | Sept. " | 115 | 24 | 6 | 1 | 103 | 21 | 37 | 6 | 6 | 1 | 220 | 43 | 15 | 4 | 501 | | 102 | 21 | 596 | 123 |
| | | Okt. " | 127 | 25 | 6 | 1 | 106 | 20 | 41 | 7 | 5 | 1 | 217 | 42 | 16 | 4 | 518 | | 129 | 25 | 630 | 122 |
| | | Nov. " | 125 | 26 | 6 | 1 | 101 | 21 | 34 | 6 | 6 | 1 | 199 | 42 | 18 | 3 | 488 | | 103 | 21 | 525 | 109 |
| | | Dez. " | 115 | 25 | 6 | 1 | 104 | 23 | 41 | 7 | 7 | 2 | 180 | 39 | 13 | 3 | 465 | | 89 | 19 | 480 | 105 |
| | | Jan. 58 | 130 | 27 | 5 | 1 | 113 | 24 | 29 | 6 | 5 | 1 | 185 | 38 | 15 | 4 | 484 | | 120 | 25 | 497 | 102 |
| | | Febr. " | 120 | 26 | 4 | 1 | 108 | 24 | 17 | 4 | 6 | 1 | 171 | 38 | 27 | 6 | 453 | | 107 | 24 | 407 | 90 |
| | | März " | 144 | 28 | 5 | 1 | 117 | 23 | 23 | 5 | 6 | 1 | 194 | 38 | 20 | 4 | 509 | | 104 | 20 | 484 | 95 |
| | | April " | 132 | | 4 | | 113 | | 19 | | 6 | | 190 | | 20 | | 484 | | | | | |
| | | Mai " | | | | | | | | | | | | | | | | | | | | |
| | | Juni " | | | | | | | | | | | | | | | | | | | | |

+) Vorläufige Zahlen. 1) Bundesgebiet, Frankreich und USA einschl. Tiegelstahl.

| | | | Montan-Union-Länder | | | | | | | | | | | | | | Vergleichsländer | | | | | | |
|----|--|----------|---------------------|----|----------|---|------------|----|---------|----|-----------|---|---------|----|-------------|---|------------------|-----|--------------|----|--------|-----|------|
| | | | Bundesrepubl. | | Saarland | | Frankreich | | Belgien | | Luxemburg | | Italien | | Niederlande | | Montan-Union | | Großbritann. | | U S A | | |
| | | | 1000 t | % | 1000 t | % | 1000 t | % | 1000 t | % | 1000 t | % | 1000 t | % | 1000 t | % | 1000 t | % | 1000 t | % | 1000 t | % | |
| 19 | | 1954 MD | 10 | 63 | 0 | 0 | 7 | 44 | 0 | 0 | - | - | 0 | 0 | - | - | 16 | 100 | a) | 37 | 231 | 193 | 1206 |
| | | 1955 " | 10 | 45 | 0 | 0 | 8 | 36 | 3 | 14 | - | - | 0 | 0 | - | - | 22 | | | 34 | 155 | 251 | 1141 |
| | | 1956 " | 11 | 48 | 0 | 0 | 9 | 39 | 3 | 13 | - | - | 0 | 0 | - | - | 23 | | | 31 | 135 | 244 | 1061 |
| | | 1957 "+) | 13 | 48 | 0 | 0 | 9 | 33 | 3 | 11 | - | - | 0 | 0 | - | - | 27 | | | 33 | 122 | 187 | 693 |
| | Bessemer- und sonstiger Stahl | Juli 57 | 13 | 57 | - | - | 8 | 39 | 1 | 4 | - | - | 0 | 0 | - | - | 23 | | | 35 | 140 | 177 | 708 |
| | | Aug. " | 12 | 55 | - | - | 5 | 23 | 3 | 14 | - | - | 0 | 0 | - | - | 22 | | | 24 | 109 | 186 | 845 |
| | | Sept. " | 12 | 46 | - | - | 10 | 38 | 3 | 12 | - | - | 0 | 0 | - | - | 26 | | | 31 | 119 | 169 | 650 |
| | | Okt. " | 12 | 46 | - | - | 10 | 38 | 3 | 12 | - | - | 0 | 0 | - | - | 26 | | | 40 | 154 | 140 | 538 |
| | | Nov. " | 24 | 65 | - | - | 10 | 27 | 3 | 8 | - | - | 0 | 0 | - | - | 37 | | | 32 | 86 | 122 | 330 |
| | | Dez. " | 26 | 63 | - | - | 10 | 24 | 3 | 7 | - | - | 0 | 0 | - | - | 41 | | | 30 | 73 | 98 | 239 |
| | | Jan. 58 | 36 | 67 | 0 | 0 | 10 | 19 | 8 | 15 | - | - | 0 | 0 | - | - | 54 | | | 42 | 78 | 110 | 204 |
| | | Febr. " | 34 | 74 | 0 | 0 | 10 | 20 | 3 | 7 | - | - | 0 | 0 | - | - | 46 | | | 32 | 70 | 74 | 161 |
| | | März " | 40 | 77 | 0 | 0 | 10 | 19 | 2 | 4 | - | - | 0 | 0 | - | - | 52 | | | 34 | 65 | 111 | 213 |
| | | April " | 31 | 69 | 0 | 0 | 9 | 20 | 5 | 11 | - | - | 0 | 0 | - | - | 45 | | | | | | |
| | | Mai " | | | | | | | | | | | | | | | | | | | | | |
| | | Juni " | | | | | | | | | | | | | | | | | | | | | |
| 20 | | 1954 MD | 940 | 38 | 157 | 6 | 606 | 24 | 299 | 12 | 178 | 7 | 234 | 9 | 59 | 2 | 2 472 | 100 | 1 124 | 45 | 5 070 | 205 | |
| | | 1955 " | 1 162 | 39 | 183 | 6 | 740 | 24 | 362 | 12 | 200 | 7 | 296 | 10 | 72 | 2 | 3 017 | | 1 198 | 40 | 6 657 | 221 | |
| | | 1956 " | 1 280 | 39 | 196 | 6 | 776 | 24 | 393 | 12 | 217 | 7 | 331 | 10 | 72 | 2 | 3 265 | | 1 251 | 39 | 6 592 | 202 | |
| | | 1957 "+) | 1 346 | 40 | 204 | 6 | 818 | 24 | 366 | 11 | 216 | 6 | 375 | 11 | 76 | 2 | 3 400 | | 1 305 | 38 | | | |
| | Walzstahl- fertigerzeugnisse insgesamt (21 - 30) | Juli 57 | 1 359 | 43 | 214 | 7 | 775 | 24 | 151 | 5 | 215 | 7 | 406 | 13 | 66 | 2 | 3 186 | | b) 1 214 | 38 | | | |
| | | Aug. " | 1 385 | 44 | 218 | 7 | 612 | 19 | 371 | 12 | 212 | 7 | 314 | 10 | 69 | 2 | 3 181 | | 1 025 | 32 | | | |
| | | Sept. " | 1 360 | 39 | 202 | 6 | 845 | 24 | 388 | 11 | 209 | 6 | 388 | 11 | 82 | 2 | 3 472 | | 1 282 | 37 | | | |
| | | Okt. " | 1 512 | 40 | 224 | 6 | 891 | 24 | 401 | 11 | 223 | 6 | 409 | 11 | 83 | 2 | 3 745 | | b) 1 594 | 43 | | | |
| | | Nov. " | 1 410 | 40 | 204 | 6 | 868 | 25 | 362 | 10 | 209 | 6 | 368 | 10 | 88 | 2 | 3 491 | | 1 314 | 38 | | | |
| | | Dez. " | 1 301 | 38 | 197 | 6 | 901 | 27 | 352 | 10 | 204 | 6 | 369 | 11 | 80 | 2 | 3 403 | | 1 160 | 34 | | | |
| | | Jan. 58 | 1 475 | 40 | 236 | 6 | 941 | 25 | 384 | 10 | 213 | 6 | 363 | 10 | 89 | 2 | 3 701 | | b) 1 508 | 41 | | | |
| | | Febr. " | 1 332 | 40 | 208 | 6 | 862 | 26 | 350 | 10 | 194 | 6 | 334 | 10 | 80 | 2 | 3 360 | | 1 243 | 37 | | | |
| | | März " | 1 352 | 38 | 228 | 6 | 947 | 27 | 366 | 10 | 211 | 6 | 362 | 10 | 80 | 2 | 3 546 | | 1 208 | 34 | | | |
| | | April " | 1 246 | | | | | | | | | | | | | | | | | | | | |
| | | Mai " | | | | | | | | | | | | | | | | | | | | | |
| | | Juni " | | | | | | | | | | | | | | | | | | | | | |
| 21 | | 1954 MD | 39 | 42 | 4 | 4 | 28 | 30 | 5 | 5 | 6 | 7 | 10 | 11 | - | - | 92 | 100 | 57 | 62 | 116 | 126 | |
| | | 1955 " | 55 | 47 | 5 | 4 | 35 | 30 | 8 | 6 | 7 | 6 | 8 | 7 | - | - | 118 | | 54 | 46 | 129 | 109 | |
| | | 1956 " | 53 | 43 | 5 | 4 | 40 | 32 | 11 | 9 | 9 | 7 | 7 | 5 | - | - | 124 | | 55 | 44 | 132 | 106 | |
| | | 1957 "+) | 57 | 42 | 6 | 4 | 43 | 32 | 12 | 9 | 9 | 7 | 10 | | - | - | 136 | | 65 | | | | |
| | davon: Eisenbahnoberbau-Stoffe | Juli 57 | 54 | 43 | 7 | 6 | 38 | 30 | 6 | 5 | 10 | 8 | 10 | 8 | - | - | 125 | | 58 | 46 | | | |
| | | Aug. " | 62 | 46 | 5 | 4 | 42 | 31 | 10 | 7 | 6 | 4 | 9 | 7 | - | - | 134 | | 45 | 34 | | | |
| | | Sept. " | 57 | 42 | 5 | 4 | 44 | 32 | 12 | 9 | 9 | 7 | 9 | 7 | - | - | 136 | | 61 | 45 | | | |
| | | Okt. " | 71 | 46 | 9 | 6 | 40 | 26 | 15 | 9 | 8 | 5 | 11 | 7 | - | - | 153 | | 77 | 50 | | | |
| | | Nov. " | 64 | 44 | 5 | 3 | 46 | 32 | 12 | 8 | 9 | 6 | 10 | 7 | - | - | 146 | | 63 | 43 | | | |
| | | Dez. " | 55 | 40 | 7 | 5 | 46 | 33 | 11 | 8 | 10 | 7 | 10 | 7 | - | - | 139 | | 62 | 45 | | | |
| | | Jan. 58 | 62 | 41 | 2 | 1 | 48 | 32 | 13 | 9 | 13 | 9 | 12 | 8 | - | - | 150 | | 64 | 43 | | | |
| | | Febr. " | 60 | 41 | 5 | 3 | 44 | 30 | 16 | 11 | 12 | 8 | 11 | 7 | - | - | 148 | | 64 | 43 | | | |
| | | März " | 60 | 39 | 7 | 5 | 46 | 30 | 18 | 12 | 12 | 8 | 12 | 8 | - | - | 155 | | 63 | 41 | | | |
| | | April " | 60 | | | | | | | | | | | | | | | | | | | | |
| | | Mai " | | | | | | | | | | | | | | | | | | | | | |
| | | Juni " | | | | | | | | | | | | | | | | | | | | | |

+) Teilweise vorläufige Zahlen. a) Einschl. Tropenstahl (monatl. etwa 16000 t). b) 5 Wochen.

| | | | Montan-Union-Länder | | | | | | | | | | | | | | | | Vergleichsländer | | | |
|--|--|----------|---------------------|----|----------|----|------------|----|---------|----|-----------|----|---------|----|-------------|---|--------------|-----|------------------|----|--------|-----|
| | | | Bundesrepubl. | | Saarland | | Frankreich | | Belgien | | Luxemburg | | Italien | | Niederlande | | Montan-Union | | Großbritannien | | U S A | |
| | | | 1000 t | % | 1000 t | % | 1000 t | % | 1000 t | % | 1000 t | % | 1000 t | % | 1000 t | % | 1000 t | % | 1000 t | % | 1000 t | % |
| 22 | | 1954 MD | 89 | 39 | 21 | 9 | 45 | 20 | 16 | 7 | 37 | 16 | 21 | 9 | - | - | 228 | 100 | 158 | 70 | 380 | 169 |
| | | 1955 " | 110 | 40 | 25 | 9 | 56 | 20 | 20 | 7 | 38 | 14 | 26 | 9 | - | - | 275 | | 155 | 57 | 406 | 148 |
| | | 1956 " | 114 | 38 | 29 | 10 | 59 | 19 | 24 | 8 | 46 | 15 | 30 | 10 | - | - | 313 | | 160 | 53 | 473 | 151 |
| | | 1957 "+ | 119 | 37 | 29 | 9 | 63 | 20 | 24 | 7 | 50 | 16 | 35 | 11 | - | - | 320 | | a) 235 | | | |
| Schwere Profile (Formstahl, Breitflanschträger Stahlspondwände) | | Juli 57 | 120 | 39 | 29 | 9 | 61 | 20 | 13 | 4 | 49 | 16 | 38 | 12 | - | - | 310 | | 134 | 43 | | |
| | | Aug. " | 125 | 39 | 33 | 10 | 55 | 17 | 21 | 5 | 52 | 16 | 32 | 10 | - | - | 318 | | 137 | 43 | | |
| | | Sept. " | 117 | 36 | 31 | 10 | 65 | 20 | 27 | 8 | 51 | 16 | 32 | 10 | - | - | 323 | | 172 | 53 | | |
| | | Okt. " | 136 | 38 | 31 | 10 | 64 | 18 | 24 | 7 | 54 | 15 | 40 | 11 | - | - | 355 | | 210 | 59 | | |
| | | Nov. " | 117 | 37 | 31 | 9 | 65 | 21 | 20 | 6 | 47 | 15 | 37 | 12 | - | - | 316 | | a) 233 | | | |
| | | Dez. " | 118 | 39 | 27 | 9 | 58 | 19 | 21 | 7 | 41 | 14 | 38 | 13 | - | - | 303 | | 209 | | | |
| | | Jan. 58 | 137 | 40 | 37 | 11 | 68 | 20 | 23 | 7 | 46 | 13 | 30 | 9 | - | - | 341 | | 282 | | | |
| | | Febr. " | 130 | 42 | 27 | 9 | 62 | 20 | 19 | 6 | 44 | 14 | 28 | 9 | - | - | 310 | | 237 | | | |
| | | März " | 131 | 41 | 31 | 10 | 64 | 20 | 16 | 5 | 45 | 14 | 32 | 10 | - | - | 319 | | 231 | | | |
| | | April " | 116 | | | | | | | | 40 | | | | | | | | | | | |
| | | Mai " | | | | | | | | | | | | | | | | | | | | |
| | | Juni " | | | | | | | | | | | | | | | | | | | | |
| 23 | | 1954 MD | 248 | 31 | 56 | 7 | 198 | 25 | 116 | 15 | 73 | 9 | 86 | 11 | 5 | 1 | 782 | 100 | 222 | 28 | 739 | 94 |
| | | 1955 " | 308 | 32 | 67 | 7 | 248 | 26 | 143 | 15 | 79 | 8 | 103 | 11 | 5 | 1 | 955 | | 254 | 27 | 1 042 | 109 |
| | | 1956 " | 350 | 33 | 73 | 7 | 262 | 25 | 156 | 15 | 85 | 8 | 117 | 11 | 5 | 0 | 1 048 | | 285 | 28 | 1 057 | 101 |
| | | 1957 "+) | 341 | 33 | 76 | 7 | 260 | 25 | 134 | 13 | 80 | 8 | 123 | 12 | 4 | 0 | 1 019 | | 280 | 27 | | |
| Leichte Profile (Stabstahl) | | Juli 57 | 327 | 35 | 83 | 9 | 239 | 26 | 53 | 6 | 82 | 9 | 140 | 15 | 4 | 0 | 928 | | 260 | 28 | | |
| | | Aug. " | 330 | 36 | 84 | 9 | 188 | 20 | 140 | 15 | 79 | 8 | 101 | 11 | 4 | 0 | 926 | | 206 | 22 | | |
| | | Sept. " | 334 | 33 | 77 | 8 | 256 | 25 | 137 | 14 | 73 | 7 | 131 | 13 | 4 | 0 | 1 012 | | 269 | 27 | | |
| | | Okt. " | 363 | 34 | 84 | 8 | 272 | 26 | 131 | 12 | 81 | 8 | 122 | 12 | 4 | 0 | 1 053 | | 344 | 33 | | |
| | | Nov. " | 350 | 35 | 76 | 8 | 268 | 26 | 121 | 12 | 74 | 7 | 120 | 12 | 3 | 0 | 1 014 | | 279 | 28 | | |
| | | Dez. " | 319 | 33 | 76 | 8 | 282 | 29 | 110 | 11 | 70 | 7 | 111 | 11 | 1 | 0 | 970 | | 240 | 25 | | |
| | | Jan. 58 | 353 | 34 | 92 | 9 | 293 | 28 | 125 | 12 | 69 | 7 | 110 | 11 | 1 | 0 | 1 043 | | 314 | 30 | | |
| | | Febr. " | 309 | 36 | 80 | 8 | 265 | 28 | 126 | 13 | 63 | 7 | 100 | 11 | 3 | 0 | 946 | | 250 | 26 | | |
| | | Marz " | 341 | 34 | 82 | 8 | 288 | 28 | 129 | 13 | 72 | 7 | 100 | 10 | 3 | 0 | 1 015 | | 232 | 23 | | |
| | | April " | 308 | | | | | | | | 70 | | | | | | | | | | | |
| | | Mai " | | | | | | | | | | | | | | | | | | | | |
| | | Juni " | | | | | | | | | | | | | | | | | | | | |
| 24 | | 1954 MD | 94 | 36 | 19 | 7 | 59 | 22 | 36 | 14 | 20 | 8 | 27 | 10 | 7 | 3 | 263 | 100 | 88 | 33 | 354 | 134 |
| | | 1955 " | 111 | 37 | 21 | 7 | 68 | 23 | 41 | 13 | 20 | 7 | 34 | 11 | 8 | 3 | 302 | | 100 | 33 | 461 | 153 |
| | | 1956 " | 120 | 38 | 21 | 7 | 71 | 23 | 41 | 13 | 18 | 6 | 33 | 11 | 9 | 3 | 312 | | 103 | 33 | 424 | 136 |
| | | 1957 "+) | 122 | 38 | 22 | 7 | 79 | 24 | 40 | 12 | 18 | 6 | 36 | 11 | 8 | 2 | 324 | | 104 | 32 | | |
| Walzdraht | | Juli 57 | 128 | 42 | 22 | 7 | 81 | 26 | 18 | 6 | 17 | 6 | 33 | 11 | 5 | 2 | 304 | | 83 | 27 | | |
| | | Aug. " | 129 | 43 | 21 | 7 | 58 | 19 | 42 | 14 | 18 | 6 | 25 | 8 | 6 | 2 | 299 | | 91 | 30 | | |
| | | Sept. " | 124 | 38 | 21 | 6 | 82 | 26 | 40 | 12 | 16 | 5 | 36 | 11 | 9 | 2 | 328 | | 105 | 32 | | |
| | | Okt. " | 133 | 36 | 23 | 7 | 100 | 27 | 43 | 12 | 18 | 5 | 43 | 12 | 7 | 2 | 367 | | 135 | 36 | | |
| | | Nov. " | 129 | 38 | 21 | 6 | 87 | 25 | 42 | 12 | 20 | 6 | 39 | 11 | 11 | 2 | 343 | | 113 | 33 | | |
| | | Dez. " | 107 | 33 | 20 | 6 | 91 | 28 | 44 | 14 | 20 | 6 | 36 | 11 | 7 | 2 | 324 | | 97 | 30 | | |
| | | Jan. 58 | 125 | 35 | 24 | 7 | 98 | 27 | 47 | 13 | 19 | 5 | 36 | 10 | 8 | 2 | 357 | | 131 | 37 | | |
| | | Febr. " | 129 | 38 | 23 | 7 | 89 | 26 | 40 | 12 | 19 | 6 | 30 | 9 | 6 | 2 | 336 | | 96 | 28 | | |
| | | März " | 124 | 35 | 22 | 6 | 102 | 29 | 43 | 12 | 16 | 5 | 38 | 11 | 6 | 2 | 351 | | 94 | 27 | | |
| | | April " | 108 | | | | | | | | 15 | | | | | | | | | | | |
| | | Mai " | | | | | | | | | | | | | | | | | | | | |
| | | Juni " | | | | | | | | | | | | | | | | | | | | |

+) Teilweise vorläufige Zahlen. a) Einschl. Halbzeug für Röhren.

| | | Montan-Union-Länder | | | | | | | | | | | | | | Vergleichsländer | | | | | | |
|---|----------|---------------------|-----|----------|----|------------|----|---------|----|-----------|----|---------|----|-------------|---|------------------|-----|--------------|-----|--------|-----|-----|
| | | Bundesrepubl. | | Saarland | | Frankreich | | Belgien | | Luxemburg | | Italien | | Niederlande | | Montan-Union | | Großbritann. | | U S A | | |
| | | 1000 t | % | 1000 t | % | 1000 t | % | 1000 t | % | 1000 t | % | 1000 t | % | 1000 t | % | 1000 t | % | 1000 t | % | 1000 t | % | |
| 25 | 1954 MD | 59 | 57 | 6 | 6 | 30 | 29 | 2 | 2 | - | - | 7 | 7 | - | - | 104 | 100 | 45 | 43 | 341 | 328 | |
| | 1955 " | 65 | 54 | 6 | 5 | 37 | 30 | 3 | 2 | - | - | 11 | 9 | - | - | 122 | | 55 | 45 | 370 | 301 | |
| | 1956 " | 70 | 53 | 6 | 5 | 40 | 30 | 4 | 3 | - | - | 13 | 10 | - | - | 133 | | 61 | 46 | 371 | 279 | |
| | 1957 "+) | 73 | 51 | 6 | 4 | 44 | 28 | 4 | 3 | - | - | 15 | 11 | - | - | 143 | | | | | | |
| Halbzeug für nahtlos Röhren (Röhrenrund- u. Vierkantstahl) | Juli 57 | 69 | 50 | 6 | 4 | 45 | 33 | 2 | 2 | - | - | 16 | 12 | - | - | 138 | | 55 | 40 | | | |
| | Aug. " | 76 | 57 | 8 | 6 | 33 | 25 | 4 | 3 | - | - | 12 | 9 | - | - | 133 | | 59 | 44 | | | |
| | Sept. " | 73 | 49 | 6 | 4 | 48 | 32 | 5 | 3 | - | - | 16 | 11 | - | - | 148 | | 69 | 47 | | | |
| | Okt. " | 84 | 52 | 7 | 5 | 46 | 28 | 5 | 3 | - | - | 19 | 12 | - | - | 162 | | 76 | 47 | | | |
| | Nov. " | 84 | 55 | 6 | 4 | 44 | 29 | 4 | 2 | - | - | 16 | 10 | - | - | 154 | | | | | | |
| | Dez. " | 77 | 51 | 6 | 4 | 50 | 33 | 5 | 3 | - | - | 14 | 9 | - | - | 152 | | | | | | |
| | Jan. 58 | 85 | 53 | 7 | 4 | 44 | 28 | 5 | 3 | - | - | 18 | 11 | - | - | 159 | | | | | | |
| | Febr. " | 74 | 53 | 6 | 4 | 44 | 32 | 1 | 1 | - | - | 14 | 10 | - | - | 139 | | | | | | |
| | März " | 61 | 47 | 7 | 5 | 45 | 35 | 1 | 1 | - | - | 16 | 12 | - | - | 130 | | | | | | |
| | April " | 52 | | | | | | | | - | - | | | | | | | | | | | |
| | Mai " | | | | | | | | | | | | | | | | | | | | | |
| | Juni " | | | | | | | | | | | | | | | | | | | | | |
| | 26 | 1954 MD | 104 | 49 | 12 | 6 | 43 | 20 | 21 | 10 | 17 | 8 | 13 | 6 | 4 | 2 | 214 | 100 | 96 | 45 | 482 | 225 |
| | | 1955 " | 117 | 47 | 12 | 5 | 49 | 20 | 22 | 9 | 28 | 11 | 16 | 6 | 5 | 2 | 250 | | 107 | 43 | 673 | 270 |
| | 1956 " | 120 | 47 | 13 | 5 | 51 | 20 | 22 | 9 | 28 | 11 | 16 | 6 | 5 | 2 | 255 | | 100 | 42 | 636 | 250 | |
| | 1957 "+) | 131 | 51 | 12 | 5 | 50 | 19 | 19 | 7 | 27 | 10 | 16 | 7 | 5 | 2 | 260 | | 103 | 40 | | | |
| Bandstahl und Rohrenstreifen | Juli 57 | 131 | 54 | 11 | 5 | 51 | 21 | 3 | 1 | 24 | 11 | 15 | 6 | 5 | 2 | 240 | | 106 | 44 | | | |
| | Aug. " | 136 | 55 | 12 | 5 | 33 | 14 | 23 | 9 | 23 | 10 | 13 | 5 | 4 | 2 | 244 | | 60 | 24 | | | |
| | Sept. " | 143 | 50 | 11 | 4 | 55 | 19 | 23 | 8 | 28 | 10 | 22 | 8 | 5 | 2 | 287 | | 102 | 36 | | | |
| | Okt. " | 158 | 52 | 13 | 4 | 57 | 19 | 22 | 7 | 28 | 11 | 18 | 6 | 6 | 1 | 303 | | 131 | 43 | | | |
| | Nov. " | 144 | 52 | 14 | 5 | 50 | 18 | 21 | 8 | 27 | 11 | 12 | 4 | 4 | 1 | 275 | | 114 | 41 | | | |
| | Dez. " | 123 | 47 | 12 | 5 | 57 | 22 | 20 | 8 | 30 | 13 | 14 | 5 | 5 | 2 | 263 | | 94 | 36 | | | |
| | Jan. 58 | 152 | 49 | 16 | 5 | 57 | 19 | 20 | 6 | 35 | 11 | 21 | 7 | 7 | 2 | 308 | | 123 | 40 | | | |
| | Febr. " | 114 | 48 | 17 | 7 | 56 | 23 | 7 | 3 | 27 | 11 | 14 | 6 | 6 | 2 | 240 | | 107 | 45 | | | |
| | März " | 109 | 41 | 22 | 8 | 63 | 24 | 14 | 5 | 35 | 13 | 18 | 7 | 6 | 2 | 267 | | 103 | 39 | | | |
| | April " | 116 | | | | | | | | 35 | | | | | | | | | | | | |
| | Mai " | | | | | | | | | | | | | | | | | | | | | |
| | Juni " | | | | | | | | | | | | | | | | | | | | | |
| | 27 | 1954 MD | 15 | 60 | 3 | 12 | 3 | 12 | 2 | 8 | 0 | 0 | 1 | 8 | - | - | 25 | 100 | a) | . | 60 | 240 |
| | | 1955 " | 19 | 59 | 4 | 12 | 4 | 12 | 3 | 9 | 0 | 0 | 2 | 6 | - | - | 32 | | . | . | 87 | 272 |
| | 1956 " | 24 | 63 | 4 | 11 | 4 | 11 | 3 | 8 | 0 | 0 | 3 | 5 | - | - | 38 | | . | . | 104 | 274 | |
| | 1957 "+) | 24 | 63 | 5 | 13 | 4 | 11 | 2 | 5 | 0 | 0 | 3 | 8 | - | - | 38 | | . | . | | | |
| Breitflachstahl | Juli 57 | 23 | 64 | 5 | 14 | 4 | 11 | 1 | 3 | 0 | 0 | 3 | 8 | - | - | 36 | | . | . | | | |
| | Aug. " | 24 | 65 | 5 | 14 | 3 | 8 | 3 | 8 | 0 | 0 | 2 | 5 | - | - | 37 | | . | . | | | |
| | Sept. " | 23 | 64 | 5 | 14 | 4 | 11 | 1 | 3 | 0 | 0 | 3 | 8 | - | - | 36 | | . | . | | | |
| | Okt. " | 25 | 59 | 6 | 14 | 4 | 10 | 3 | 7 | 0 | 0 | 4 | 10 | - | - | 42 | | . | . | | | |
| | Nov. " | 22 | 63 | 5 | 14 | 4 | 11 | 3 | 9 | 0 | 0 | 1 | 3 | - | - | 35 | | . | . | | | |
| | Dez. " | 22 | 59 | 5 | 14 | 5 | 14 | 3 | 8 | 0 | 0 | 2 | 5 | - | - | 37 | | . | . | | | |
| | Jan. 58 | 21 | 54 | 6 | 15 | 6 | 15 | 3 | 8 | . | . | 3 | 8 | - | - | 39 | | . | . | | | |
| | Febr. " | 22 | 61 | 5 | 14 | 5 | 14 | 3 | 8 | . | . | 1 | 3 | - | - | 36 | | . | . | | | |
| | März " | 25 | 57 | 6 | 14 | 6 | 14 | 2 | 5 | . | . | 5 | 11 | - | - | 44 | | . | . | | | |
| | April " | 21 | | | | | | | | . | . | | | | | | | . | . | | | |
| | Mai " | | | | | | | | | | | | | | | | | . | . | | | |
| | Juni " | | | | | | | | | | | | | | | | | . | . | | | |

+) Teilweise vorläufige Zahlen . a) Unter Grobblechen erfaßt. b) Unter Formstahl erfaßt.

| | | | Montan-Union-Länder | | | | | | | | | | | | | | | | Vergleichsländer | | | | |
|--|----|----------|---------------------|-----|----------|----|------------|-----|---------|----|-----------|----|---------|----|-------------|----|--------------|-----|------------------|-----|--------|-------|-------|
| | | | Bundesrepubl. | | Saarland | | Frankreich | | Belgien | | Luxemburg | | Italien | | Niederlande | | Montan-Union | | Großbritann. | | USA | | |
| | | | 1000 t | % | 1000 t | % | 1000 t | % | 1000 t | % | 1000 t | % | 1000 t | % | 1000 t | % | 1000 t | % | 1000 t | % | 1000 t | % | |
| 28 | | 1954 MD | 155 | 45 | 20 | 6 | 61 | 18 | 47 | 14 | 7 | 2 | 31 | 9 | 23 | 7 | 344 | 100 | 219 | 64 | a) | 433 | 126 |
| | | 1955 " | 206 | 47 | 26 | 6 | 74 | 17 | 54 | 12 | 8 | 2 | 44 | 11 | 24 | 5 | 436 | | 207 | 47 | | 533 | 122 |
| | | 1956 " | 248 | 48 | 31 | 6 | 87 | 17 | 65 | 13 | 11 | 2 | 57 | 11 | 23 | 5 | 522 | | 224 | 43 | | 609 | 117 |
| | | 1957 "+) | 281 | 48 | 35 | 6 | 99 | 17 | 64 | 11 | 12 | 2 | 67 | 12 | 25 | 4 | 582 | | 242 | 42 | | | |
| Grob- und Mittelbleche (3 mm und stärker) | | Juli 57 | 304 | 55 | 36 | 6 | 78 | 14 | 27 | 5 | 12 | 2 | 70 | 13 | 29 | 5 | 555 | | 220 | 40 | | | |
| | | Aug. " | 295 | 51 | 36 | 6 | 82 | 14 | 62 | 11 | 12 | 2 | 62 | 11 | 19 | 5 | 568 | | 204 | 35 | | | |
| | | Sept. " | 279 | 47 | 34 | 6 | 104 | 17 | 70 | 12 | 11 | 2 | 72 | 12 | 28 | 5 | 598 | | 233 | 39 | | | |
| | | Okt. " | 313 | 48 | 39 | 6 | 108 | 17 | 75 | 12 | 12 | 2 | 76 | 12 | 27 | 4 | 651 | | 289 | 44 | | | |
| | | Nov. " | 294 | 48 | 36 | 6 | 110 | 18 | 66 | 11 | 11 | 2 | 67 | 11 | 32 | 4 | 608 | | 242 | 40 | | | |
| | | Dez. " | 291 | 48 | 35 | 6 | 112 | 18 | 62 | 10 | 11 | 2 | 69 | 11 | 29 | 5 | 611 | | 237 | 39 | | | |
| | | Jan. 58 | 324 | 49 | 40 | 6 | 118 | 18 | 68 | 10 | 12 | 2 | 65 | 10 | 32 | 5 | 659 | | 276 | 42 | | | |
| | | Febr. " | 299 | 50 | 33 | 5 | 105 | 17 | 61 | 10 | 11 | 2 | 65 | 11 | 27 | 5 | 601 | | 234 | 39 | | | |
| | | März " | 288 | 48 | 37 | 6 | 115 | 19 | 60 | 10 | 12 | 2 | 64 | 11 | 27 | 4 | 603 | | 224 | 37 | | | |
| | | April " | 272 | | | | | | | | 12 | | | | | | | | | | | | |
| | | Mai " | | | | | | | | | | | | | | | | | | | | | |
| | | Juni " | | | | | | | | | | | | | | | | | | | | | |
| | 29 | | 1954 MD | 136 | 33 | 16 | 4 | 134 | 32 | 54 | 13 | 17 | 4 | 37 | 9 | 20 | 5 | 414 | 100 | 246 | 59 | b) | 1 655 |
| | | 1955 " | 170 | 33 | 16 | 3 | 165 | 32 | 68 | 13 | 19 | 4 | 49 | 9 | 30 | 6 | 518 | | 266 | 51 | | 2 383 | 461 |
| | | 1956 " | 177 | 34 | 14 | 3 | 160 | 31 | 67 | 13 | 18 | 3 | 53 | 10 | 29 | 5 | 519 | | 254 | 50 | | 2 213 | 426 |
| | | 1957 "+) | 188 | 34 | 13 | 2 | 176 | 31 | 67 | 12 | 19 | 3 | 68 | 12 | 33 | 6 | 562 | | 276 | 49 | | | |
| Feinbleche warm- u. kaltgewalzt (unter 3 mm stark) | | Juli 57 | 194 | 36 | 15 | 3 | 177 | 33 | 28 | 5 | 18 | 4 | 76 | 14 | 23 | 4 | 532 | | 298 | 56 | | | |
| | | Aug. " | 193 | 38 | 14 | 3 | 118 | 24 | 65 | 13 | 19 | 4 | 56 | 11 | 35 | 7 | 501 | | 223 | 45 | | | |
| | | Sept. " | 199 | 34 | 12 | 2 | 187 | 32 | 73 | 12 | 18 | 3 | 64 | 11 | 35 | 6 | 589 | | 271 | 46 | | | |
| | | Okt. " | 220 | 34 | 12 | 2 | 200 | 31 | 82 | 13 | 19 | 3 | 70 | 11 | 38 | 6 | 643 | | 332 | 52 | | | |
| | | Nov. " | 198 | 34 | 10 | 2 | 194 | 33 | 73 | 12 | 19 | 3 | 63 | 11 | 38 | 5 | 589 | | 268 | 46 | | | |
| | | Dez. " | 186 | 31 | 9 | 2 | 200 | 34 | 75 | 13 | 19 | 3 | 70 | 12 | 38 | 6 | 595 | | 221 | 37 | | | |
| | | Jan. 58 | 213 | 33 | 12 | 2 | 209 | 33 | 80 | 12 | 19 | 3 | 68 | 11 | 41 | 6 | 642 | | 318 | 50 | | | |
| | | Febr. " | 193 | 32 | 12 | 2 | 192 | 32 | 77 | 13 | 18 | 3 | 71 | 12 | 37 | 6 | 600 | | 254 | 42 | | | |
| | | März " | 209 | 32 | 14 | 2 | 218 | 33 | 83 | 13 | 19 | 3 | 77 | 12 | 37 | 6 | 657 | | 261 | 40 | | | |
| | | April " | 189 | | | | | | | | | 18 | | | | | | | | | | | |
| | | Mai " | | | | | | | | | | | | | | | | | | | | | |
| | | Juni " | | | | | | | | | | | | | | | | | | | | | |
| | 30 | | 1954 MD | 1 | 17 | - | - | 3 | 50 | 0 | 0 | 1 | 17 | 1 | 17 | 0 | 0 | 6 | 100 | | | | 510 |
| | | 1955 " | 3 | 30 | - | - | 3 | 30 | 1 | 10 | 1 | 10 | 2 | 20 | 0 | 0 | 10 | | | | | 573 | . |
| | | 1956 " | 4 | 33 | - | - | 2 | 17 | 1 | 8 | 2 | 17 | 3 | 25 | 0 | 0 | 12 | | | | | 573 | . |
| | | 1957 "+) | 9 | | | | | | 1 | | 2 | | 4 | | 1 | | | | | | | | |
| Warmbreitband (Fertigerzeugnis) | | Juli 57 | 10 | 53 | - | - | 1 | 5 | 0 | 0 | 3 | 16 | 5 | 26 | - | - | 19 | | | | | | |
| | | Aug. " | 15 | | - | - | | | 1 | | 3 | | 2 | | - | - | | | | | | | |
| | | Sept. " | 11 | | | | | | 0 | | 3 | | 3 | | - | - | | | | | | | |
| | | Okt. " | 10 | | | | | | 1 | | 3 | | 6 | | 1 | - | | | | | | | |
| | | Nov. " | 9 | | | | | | 0 | | 2 | | 3 | | 0 | - | | | | | | | |
| | | Dez. " | 4 | | | | | | 1 | | 3 | | 5 | | - | - | | | | | | | |
| | | Jan. 58 | 3 | | | | | | | | | | | | | | | | | | | | |
| | | Febr. " | 2 | | | | | | | | | | | | | | | | | | | | |
| | | März " | 4 | | | | | | | | | | | | | | | | | | | | |
| | | April " | 4 | | | | | | | | | | | | | | | | | | | | |
| | | Mai " | | | | | | | | | | | | | | | | | | | | | |
| | | Juni " | | | | | | | | | | | | | | | | | | | | | |

+) Teilweise vorläufige Zahlen. a) Plates. b) Sheets.

| | | | Montan-Union-Länder | | | | | | | | | | | | | | | | Vergleichsländer | | | |
|--|----|----------|---------------------|-------|----------|---|------------|-------|---------|----|-----------|---|---------|----|-------------|---|--------------|-----|------------------|-----|--------|-----|
| | | | Bundesrepubl. | | Saarland | | Frankreich | | Belgien | | Luxemburg | | Italien | | Niederlande | | Montan-Union | | Großbritann. | | U S A | |
| | | | 1000 t | % | 1000 t | % | 1000 t | % | 1000 t | % | 1000 t | % | 1000 t | % | 1000 t | % | 1000 t | % | 1000 t | % | 1000 t | % |
| 31 | | 1954 MD | 42 | 32 | 5 | 4 | 57 | 41 | 22 | 16 | - | - | 6 | 4 | 4 | 3 | 136 | 100 | 110 | 81 | 513 | 377 |
| | | 1955 " | 51 | 31 | 5 | 3 | 68 | 41 | 25 | 15 | - | - | 8 | 6 | 5 | 3 | 162 | | 118 | 73 | 690 | 426 |
| | | 1956 " | 50 | 31 | 6 | 4 | 61 | 38 | 28 | 17 | - | - | 12 | 7 | 6 | 4 | 162 | | 121 | 75 | 730 | 451 |
| | | 1957 "+) | 54 | | 6 | | | | 28 | | - | - | 17 | | 6 | | | | | | | |
| Weiterverarb. Walzstahlfertig- erzeugnisse insgesamt (32-34) | | Juli 57 | 57 | 34 | 7 | 4 | 67 | 40 | 10 | 6 | - | - | 20 | 12 | 6 | 4 | 167 | | b) 149 | 89 | | |
| | | Aug. " | 58 | 32 | 7 | 4 | 65 | 36 | 28 | 15 | - | - | 18 | 10 | 5 | 3 | 181 | | 92 | 51 | | |
| | | Sept. " | 60 | 31 | 5 | 3 | 81 | 41 | 28 | 14 | - | - | 16 | 8 | 6 | 3 | 196 | | 132 | 67 | | |
| | | Okt. " | 62 | 31 | 4 | 2 | 80 | 41 | 29 | 14 | - | - | 17 | 9 | 6 | 3 | 197 | | b) 142 | 72 | | |
| | | Nov. " | 55 | | 5 | | | | 21 | | - | - | 15 | | 6 | | | | 109 | | | |
| | | Dez. " | 49 | | 4 | | | | 22 | | - | - | 17 | | 5 | | | | 87 | | | |
| | | Jan. 58 | 56 | | 5 | | | | 23 | | | | | | | | | | b) 123 | | | |
| | | Febr. " | 49 | | 4 | | | | 21 | | | | | | | | | | 106 | | | |
| | | März " | 54 | | 7 | | | | 21 | | | | | | | | | | 110 | | | |
| | | April " | 50 | | | | | | | | | | | | | | | | | | | |
| | | Mai " | | | | | | | | | | | | | | | | | | | | |
| | | Juni " | | | | | | | | | | | | | | | | | | | | |
| | 32 | | 1954 MD | 19 | 29 | 5 | 8 | 30 | 46 | 5 | 8 | - | - | 2 | 3 | 4 | 6 | 65 | 100 | 68 | 105 | 365 |
| | | 1955 " | 22 | 27 | 5 | 6 | 39 | 48 | 7 | 9 | - | - | 4 | 5 | 5 | 6 | 82 | | 75 | 93 | 390 | 482 |
| | | 1956 " | 21 | 28 | 6 | 8 | 29 | 38 | 9 | 12 | - | - | 6 | 8 | 6 | 8 | 76 | | 78 | 103 | 414 | 545 |
| | | 1957 "+) | 24 | | 6 | | | | 9 | | - | - | 8 | | 6 | | | | | | | |
| davon Weißbleche u. Weißband | | Juli 57 | 28 | 30 | 7 | 8 | 36 | 39 | 5 | 5 | - | - | 11 | 12 | 6 | 6 | 93 | | b) 99 | 106 | | |
| | | Aug. " | 28 | 28 | 7 | 7 | 41 | 41 | 10 | 10 | - | - | 9 | 9 | 5 | 5 | 100 | | 63 | 63 | | |
| | | Sept. " | 27 | 27 | 5 | 5 | 47 | 45 | 11 | 11 | - | - | 8 | 8 | 6 | 6 | 104 | | 93 | 89 | | |
| | | Okt. " | 29 | 29 | 4 | 4 | 44 | 44 | 9 | 9 | - | - | 7 | 7 | 6 | 6 | 99 | | b) 95 | 96 | | |
| | | Nov. " | 24 | | 5 | | | | 6 | | - | - | 5 | | 6 | | | | 73 | | | |
| | | Dez. " | 21 | | 4 | | | | 8 | | - | - | 7 | | 5 | | | | 59 | | | |
| | | Jan. 58 | 22 | | 5 | | | | 8 | | | | | | | | | | b) 84 | | | |
| | | Febr. " | 17 | | 4 | | | | 10 | | | | | | 5 | | | | 73 | | | |
| | | März " | 21 | | 7 | | | | 10 | | | | | | 4 | | | | 72 | | | |
| | | April " | 19 | | | | | | | | | | | | | | | | | | | |
| | | Mai " | | | | | | | | | | | | | | | | | | | | |
| | | Juni " | | | | | | | | | | | | | | | | | | | | |
| | 33 | | 1954 MD | a) 11 | 23 | - | - | 2) 20 | 42 | 15 | 31 | - | - | 2 | 4 | - | - | 48 | 100 | 28 | 57 | 203 |
| | | 1955 " | 14 | 26 | - | - | 21 | 40 | 16 | 30 | - | - | 2 | 4 | - | - | 52 | | 28 | 53 | 236 | 445 |
| | | 1956 " | 13 | 23 | - | - | 23 | 41 | 16 | 29 | - | - | 4 | 7 | - | - | 56 | | 27 | 48 | 243 | 434 |
| | | 1957 "+) | 13 | | | | | | 16 | | - | - | 6 | | - | | | | | | | |
| Verzinkte und verbleite Bleche | | Juli 57 | 12 | 27 | - | - | 22 | 49 | 5 | 11 | - | - | 6 | 13 | - | - | 45 | | b) 33 | 73 | | |
| | | Aug. " | 12 | 24 | - | - | 17 | 35 | 14 | 29 | - | - | 6 | 12 | - | - | 49 | | 19 | 39 | | |
| | | Sept. " | 12 | 21 | - | - | 26 | 46 | 14 | 25 | - | - | 5 | 9 | - | - | 57 | | 23 | 40 | | |
| | | Okt. " | 14 | 22 | - | - | 27 | 42 | 17 | 25 | - | - | 7 | 11 | - | - | 64 | | b) 28 | 44 | | |
| | | Nov. " | 13 | | - | - | | | 12 | | - | - | 7 | | - | - | | | 19 | | | |
| | | Dez. " | 11 | | - | - | | | 11 | | - | - | 7 | | - | - | | | 13 | | | |
| | | Jan. 58 | 14 | | - | | | | 12 | | | | | | - | - | | | b) 16 | | | |
| | | Febr. " | 12 | | - | | | | 8 | | | | | | - | - | | | 15 | | | |
| | | März " | 11 | | | | | | 8 | | | | | | | | | | 15 | | | |
| | | April " | 11 | | | | | | | | | | | | | | | | | | | |
| | | Mai " | | | | | | | | | | | | | | | | | | | | |
| | | Juni " | | | | | | | | | | | | | | | | | | | | |

+) Teilweise vorläufige Zahlen. a) Einschl. verzkt. u. verbl. Bandstahl. b) 5 Wochen.

1) Einschl. Schwarzbleche (monatl. ca 4-5000 t). 2) Erzeugung Frankreich und Saarland.

| | | Montan-Union-Länder | | | | | | | | | | | | | | | | Vergleichsländer | | | |
|--|----------|---------------------|----|----------|---|------------|----|---------|----|-----------|---|---------|----|-------------|---|--------------|-----|------------------|----|--------|-----|
| | | Bundesrepubl. | | Saarland | | Frankreich | | Belgien | | Luxemburg | | Italien | | Niederlande | | Montan-Union | | Großbritann. | | U S A | |
| | | 1000 t | % | 1000 t | % | 1000 t | % | 1000 t | % | 1000 t | % | 1000 t | % | 1000 t | % | 1000 t | % | 1000 t | % | 1000 t | % |
| 34 | 1954 MD | 12 | 55 | - | - | 2) 6 | 27 | 2 | 9 | - | - | 2 | 9 | 0 | 0 | 22 | 100 | 14 | 64 | 45 | 205 |
| | 1955 " | 15 | 56 | - | - | 7 | 26 | 2 | 7 | - | - | 3 | 11 | 0 | 0 | 27 | | 15 | 56 | 64 | 237 |
| | 1956 " | 16 | 55 | - | - | 9 | 31 | 2 | 7 | - | - | 3 | 10 | 0 | 0 | 29 | | 16 | 55 | 73 | 252 |
| | 1957 "+) | 18 | | - | - | | | 3 | | - | - | 3 | | - | - | | | | | | |
| Elektrobleche | Juli 57 | 17 | 59 | - | - | 9 | 31 | 0 | 0 | - | - | 3 | 10 | - | - | 29 | | b) 17 | 59 | | |
| | Aug. " | 18 | 56 | - | - | 7 | 22 | 4 | 12 | - | - | 3 | 9 | - | - | 32 | | 10 | 31 | | |
| | Sept. " | 21 | 60 | - | - | 8 | 23 | 3 | 9 | - | - | 3 | 9 | - | - | 35 | | 16 | 46 | | |
| | Okt. " | 19 | 56 | - | - | 9 | 26 | 3 | 9 | - | - | 3 | 9 | - | - | 34 | | b) 19 | 56 | | |
| | Nov. " | 18 | | - | - | | | 3 | | - | - | 3 | | - | - | | | 17 | | | |
| | Dez. " | 17 | | - | - | | | 3 | | - | - | 3 | | - | - | | | 15 | | | |
| | Jan. 58 | 20 | | - | - | | | 3 | | | | | | - | - | | | b) 23 | | | |
| | Febr. " | 20 | | - | - | | | 3 | | | | | | - | - | | | 18 | | | |
| | März " | 22 | | | | | | 3 | | | | | | | | | | 22 | | | |
| | April " | 20 | | | | | | | | | | | | | | | | | | | |
| | Mai " | | | | | | | | | | | | | | | | | | | | |
| | Juni " | | | | | | | | | | | | | | | | | | | | |
| 35 | 1954 MD | 100 | 49 | 9 | 4 | 46 | 23 | 8 | 4 | - | - | c) 34 | 17 | 6 | 3 | 203 | 100 | 94 | 46 | 655 | 323 |
| | 1955 " | 113 | 47 | 11 | 5 | 57 | 23 | 8 | 3 | - | - | 44 | 18 | 7 | 3 | 240 | | 105 | 44 | 759 | 319 |
| | 1956 " | 117 | 46 | 12 | 5 | 60 | 24 | 11 | 4 | - | - | 48 | 19 | 8 | 3 | 255 | | 122 | 48 | 794 | 311 |
| | 1957 "+) | 128 | | | | | | | | | | 53 | | | | | | | | | |
| Stahlröhren nahtlos und geschweißt | Juli 57 | 132 | 45 | 14 | 5 | 72 | 25 | 4 | 1 | - | - | 60 | 21 | 9 | 3 | 291 | | b) 129 | 44 | | |
| | Aug. " | 133 | 49 | 13 | 5 | 63 | 23 | 12 | 4 | - | - | 44 | 16 | 7 | 3 | 272 | | 91 | 33 | | |
| | Sept. " | 130 | 44 | 15 | 5 | 75 | 25 | 11 | 4 | - | - | 57 | 19 | 7 | 2 | 295 | | 125 | 42 | | |
| | Okt. " | 147 | 46 | 16 | 5 | 79 | 25 | 11 | 3 | - | - | 59 | 18 | 8 | 3 | 320 | | b) 142 | 44 | | |
| | Nov. " | 134 | | 15 | | | | 8 | | - | - | 55 | | 7 | | | | 119 | | | |
| | Dez. " | 121 | | 14 | | | | 11 | | - | - | 47 | | 6 | | | | 119 | | | |
| | Jan. 58 | 124 | | | | | | 10 | | - | - | 50 | | 7 | | | | b) 104 | | | |
| | Febr. " | 110 | | | | | | 8 | | - | - | 51 | | 6 | | | | 99 | | | |
| | März " | 104 | | | | | | 10 | | - | - | 55 | | | | | | 99 | | | |
| | April " | 101 | | | | | | | | | | | | | | | | | | | |
| | Mai " | | | | | | | | | | | | | | | | | | | | |
| | Juni " | | | | | | | | | | | | | | | | | | | | |

+) Teilweise vorläufige Zahlen. b) 5 Wochen. c) Nahtlose Röhren. 2) Erzeugung Frankreich und Saarland.

| | | Montan-Union-Länder | | | | | | | | | | | | | | Vergleichslander | | | |
|--|----------|---------------------|----|--------------|----|---------|----|-----------|---|---------|----|-------------|---|--------------|-----|------------------|----|--------|-----|
| | | Bundesrepublik | | Frankr./Saar | | Belgien | | Luxemburg | | Italien | | Niederlande | | Montan-Union | | Großbritannien | | U S A | |
| | | 1000 t | % | 1000 t | % | 1000 t | % | 1000 t | % | 1000 t | % | 1000 t | % | 1000 t | % | 1000 t | % | 1000 t | % |
| Schrottentfall in der Eisen- schaffenden Industrie | 1954 MD | 403 | 42 | 290 | 31 | 88 | 9 | 43 | 5 | 105 | 11 | 19 | 2 | 948 | 100 | 441 | 47 | 2 214 | 234 |
| | 1955 " | 483 | 43 | 325 | 29 | 106 | 10 | 51 | 5 | 129 | 11 | 21 | 2 | 1 114 | | 459 | 41 | 2 828 | 254 |
| | 1956 " | 522 | 43 | 341 | 28 | 113 | 9 | 55 | 5 | 147 | 12 | 22 | 2 | 1 200 | | 487 | 41 | 2 713 | 226 |
| | 1957 " | 564 | 44 | 351 | 28 | 113 | 9 | 58 | 5 | 162 | 13 | 24 | 2 | 1 273 | | 511 | 40 | | |
| | Okt. 57 | 626 | 45 | 382 | 27 | 127 | 9 | 61 | 4 | 173 | 12 | 26 | 2 | 1 395 | | | | | |
| | Nov. " | 594 | 45 | 358 | 27 | 118 | 9 | 60 | 5 | 165 | 12 | 26 | 2 | 1 321 | | | | | |
| | Dez. " | 553 | 42 | 375 | 29 | 120 | 9 | 59 | 5 | 176 | 13 | 25 | 2 | 1 308 | | | | | |
| | Jan. 58 | 617 | 44 | 396 | 28 | 122 | 9 | 61 | 4 | 166 | 12 | 28 | 2 | 1 390 | | | | | |
| | Febr. " | 565 | 44 | 363 | 29 | 106 | 8 | 57 | 4 | 154 | 12 | 27 | 2 | 1 272 | | | | | |
| | März " | 595 | 43 | 402 | 29 | 116 | 8 | 61 | 4 | 162 | 12 | 33 | 2 | 1 369 | | | | | |
| | April " | | | | | | | | | | | | | | | | | | |
| | Mai " | | | | | | | | | | | | | | | | | | |
| | Juni " | | | | | | | | | | | | | | | | | | |
| | | | | | | | | | | | | | | | | | | | |
| Schrottbezüge 1) vom Handel aus Gemeinschafts- ländern Einfuhr aus 3. Ländern | 1954 MD | 349 | 45 | 177 | 23 | 45 | 6 | 0 | 0 | 161 | 21 | 42 | 5 | 773 | 100 | 510 | 66 | 1 415 | 183 |
| | 1955 " | 409 | 41 | 233 | 23 | 72 | 7 | 2 | 0 | 245 | 25 | 42 | 4 | 999 | | 555 | 56 | 1 993 | 199 |
| | 1956 " | 368 | 36 | 266 | 26 | 95 | 9 | 5 | 0 | 241 | 24 | 41 | 4 | 1 016 | | 556 | 55 | 2 079 | 205 |
| | 1957 " | 425 | 39 | 255 | 23 | 82 | 7 | 1 | 0 | 287 | 26 | 47 | 4 | 1 096 | | 569 | 52 | | |
| | Okt. 57 | 390 | 33 | 288 | 24 | 87 | 7 | 1 | 0 | 368 | 31 | 52 | 4 | 1 184 | | | | | |
| | Nov. " | 423 | 40 | 230 | 22 | 66 | 6 | 2 | 0 | 295 | 28 | 44 | 4 | 1 056 | | | | | |
| | Dez. " | 318 | 35 | 226 | 25 | 51 | 6 | 2 | 0 | 271 | 30 | 42 | 5 | 906 | | | | | |
| | Jan. 58 | 419 | 42 | 257 | 26 | 45 | 4 | 3 | 0 | 245 | 24 | 38 | 4 | 1 001 | | | | | |
| | Febr. " | 313 | 36 | 268 | 31 | 35 | 4 | 3 | 0 | 209 | 24 | 37 | 4 | 859 | | | | | |
| | März " | 312 | 31 | 377 | 37 | 67 | 7 | 4 | 0 | 222 | 22 | 41 | 4 | 1 015 | | | | | |
| | April " | | | | | | | | | | | | | | | | | | |
| | Mai " | | | | | | | | | | | | | | | | | | |
| | Juni " | | | | | | | | | | | | | | | | | | |
| | | | | | | | | | | | | | | | | | | | |
| | | | | | | | | | | | | | | | | | | | |
| Schrottverbrauch in Hochofen und Stahlwerken | 1954 MD | 759 | 43 | 479 | 27 | 135 | 8 | 46 | 3 | 281 | 16 | 62 | 4 | 1 763 | 100 | 947 | 54 | 3 624 | 206 |
| | 1955 " | 844 | 42 | 551 | 27 | 173 | 9 | 50 | 2 | 354 | 17 | 60 | 3 | 2 032 | | 1 010 | 50 | 4 833 | 238 |
| | 1956 " | 920 | 41 | 599 | 27 | 204 | 9 | 60 | 3 | 383 | 17 | 63 | 3 | 2 229 | | 1 023 | 46 | 4 741 | 213 |
| | 1957 " | 972 | 41 | 613 | 26 | 197 | 8 | 57 | 2 | 440 | 19 | 69 | 3 | 2 349 | | 1 051 | 45 | | |
| | Okt. 57 | 1 053 | 41 | 650 | 26 | 219 | 9 | 61 | 2 | 486 | 19 | 78 | 3 | 2 547 | | 1 283 | 50 | | |
| | Nov. " | 1 029 | 42 | 637 | 26 | 183 | 8 | 58 | 2 | 449 | 19 | 67 | 3 | 2 423 | | 1 010 | 42 | | |
| | Dez. " | 905 | 40 | 651 | 29 | 186 | 8 | 48 | 2 | 425 | 19 | 65 | 3 | 2 280 | | 917 | 40 | | |
| | Jan. 58 | 1 037 | 42 | 691 | 28 | 182 | 7 | 52 | 2 | 445 | 18 | 73 | 3 | 2 480 | | 1 189 | 48 | | |
| | Febr. " | 899 | 41 | 632 | 29 | 159 | 7 | 50 | 2 | 397 | 18 | 72 | 3 | 2 209 | | 1 012 | 46 | | |
| | März " | 952 | 40 | 718 | 30 | 173 | 7 | 58 | 2 | 426 | 18 | 82 | 3 | 2 409 | | 1 041 | 43 | | |
| | April " | | | | | | | | | | | | | | | | | | |
| | Mai " | | | | | | | | | | | | | | | | | | |
| | Juni " | | | | | | | | | | | | | | | | | | |
| | | | | | | | | | | | | | | | | | | | |
| | | | | | | | | | | | | | | | | | | | |
| Schrottbestände bei den Hütten 2) | 31.12.54 | 611 | 37 | 528 | 32 | 68 | 4 | 51 | 3 | 299 | 18 | 93 | 6 | 1 650 | 100 | 953 | 58 | 5 310 | 327 |
| | " 55 | 1 199 | 44 | 666 | 25 | 128 | 5 | 50 | 2 | 532 | 20 | 122 | 5 | 2 697 | | 1 013 | 38 | 5 175 | 192 |
| | " 56 | 863 | 33 | 785 | 30 | 178 | 7 | 58 | 2 | 599 | 23 | 129 | 5 | 2 612 | | 1 212 | 46 | 5 408 | 207 |
| | 31.12.57 | 1 153 | 39 | 689 | 24 | 149 | 5 | 61 | 2 | 726 | 25 | 154 | 5 | 2 932 | | | | | |
| | Okt. 57 | 1 190 | 39 | 791 | 26 | 162 | 5 | 51 | 2 | 693 | 23 | 149 | 5 | 3 036 | | | | | |
| | Nov. " | 1 184 | 39 | 742 | 25 | 163 | 5 | 52 | 2 | 703 | 24 | 153 | 5 | 2 997 | | | | | |
| | Dez. " | 1 153 | 39 | 689 | 24 | 149 | 5 | 61 | 2 | 726 | 25 | 154 | 5 | 2 932 | | | | | |
| | Jan. 58 | 1 156 | 41 | 660 | 23 | 134 | 5 | 67 | 2 | 691 | 24 | 146 | 5 | 2 854 | | | | | |
| | Febr. " | 1 138 | 41 | 658 | 24 | 116 | 4 | 70 | 3 | 655 | 24 | 138 | 5 | 2 775 | | | | | |
| | März " | 1 094 | 40 | 719 | 26 | 126 | 5 | 69 | 3 | 613 | 22 | 129 | 5 | 2 750 | | | | | |
| | April " | | | | | | | | | | | | | | | | | | |
| | Mai " | | | | | | | | | | | | | | | | | | |
| | Juni " | | | | | | | | | | | | | | | | | | |
| | | | | | | | | | | | | | | | | | | | |
| | | | | | | | | | | | | | | | | | | | |

1) Abzüglich der Werksverkäufe. 2) Unter Berücksichtigung der Berichtigungen. 3) Jan.-September 1957.

Quelle: Office Commun des Consommateurs de Ferraille, Brüssel, BJSE, London; ASI, New York.

*) Ohne unabhängige Stahlgießereien.

| | | Montan-Union-Länder | | | | | | | | | | | | | | Vergleichsländer | | | |
|--|---------|---------------------|--------|--------------|--------|---------|--------|-----------|--------|---------|--------|-------------|--------|--------------|--------|------------------|--------|--------|--------|
| | | Bundesrepublik | | Frankr./Saar | | Belgien | | Luxemburg | | Italien | | Niederlande | | Montan-Union | | Großbritannien | | U S A | |
| | | 1000 t | 1000 t | 1000 t | 1000 t | 1000 t | 1000 t | 1000 t | 1000 t | 1000 t | 1000 t | 1000 t | 1000 t | 1000 t | 1000 t | 1000 t | 1000 t | 1000 t | 1000 t |
| Schrottverbrauch a) in Hochofen b) in Stahlwerken | 1954 MD | a | b | a | b | a | b | a | b | a | b | a | b | a | b | a | b | a | b |
| | 1955 " | 97 | 662 | 108 | 372 | 54 | 81 | 23 | 24 | 5 | 276 | 1 | 62 | 287 | 1 476 | 76 | 871 | 272 | 3 323 |
| | 1956 " | 115 | 729 | 127 | 424 | 67 | 106 | 21 | 29 | 5 | 349 | - | 60 | 334 | 1 697 | 71 | 939 | 354 | 4 445 |
| | 1957 " | 106 | 814 | 139 | 461 | 86 | 118 | 27 | 32 | 5 | 378 | - | 63 | 363 | 1 866 | 74 | 949 | 328 | 4 413 |
| | 1957 " | 88 | 884 | 129 | 484 | 82 | 115 | 23 | 34 | 4 | 436 | - | 69 | 326 | 2 023 | 81 | 970 | | |
| | Okt. 57 | 85 | 968 | 133 | 517 | 86 | 133 | 25 | 36 | 4 | 482 | - | 78 | 333 | 2 214 | 103 | 1 180 | | |
| | Nov. " | 75 | 954 | 125 | 512 | 65 | 118 | 23 | 35 | 3 | 446 | - | 67 | 291 | 2 132 | 81 | 929 | | |
| | Dez. " | 60 | 845 | 127 | 524 | 66 | 120 | 16 | 32 | 3 | 422 | - | 65 | 272 | 2 008 | 78 | 839 | | |
| | Jan. 58 | 67 | 970 | 133 | 558 | 58 | 124 | 17 | 35 | 3 | 442 | - | 73 | 278 | 2 202 | 100 | 1 089 | | |
| | Febr. " | 52 | 847 | 124 | 508 | 52 | 107 | 19 | 31 | 4 | 393 | - | 72 | 251 | 1 958 | 91 | 921 | | |
| | März " | 54 | 898 | 150 | 568 | 62 | 111 | 22 | 36 | 6 | 420 | - | 82 | 294 | 2 115 | 93 | 948 | | |
| | Apr. " | | | | | | | | | | | | | | | | | | |
| | Mai " | | | | | | | | | | | | | | | | | | |
| Schrottverbrauch a) für SM-Stahl b) " Elektro-Stahl | 1954 MD | a | b | a | b | a | b | a | b | a | b | a | b | a | b | a | b | a | b |
| | 1955 " | 576 | 48 | 292 | 56 | 39 | 7 | - | 2 | 135 | 140 | 50 | 11 | 1 092 | 264 | 774 | 80 | 2 923 | 389 |
| | 1956 " | 623 | 62 | 328 | 62 | 51 | 12 | - | 2 | 183 | 166 | 48 | 12 | 1 233 | 315 | 828 | 92 | 3 849 | 582 |
| | 1957 " | 691 | 82 | 357 | 69 | 54 | 19 | - | 2 | 193 | 185 | 51 | 12 | 1 346 | 369 | 832 | 103 | 3 758 | 640 |
| | 1957 " | 745 | 96 | 366 | 75 | 50 | 26 | - | 2 | 222 | 214 | 53 | 16 | 1 437 | 428 | 851 | 104 | | |
| | Okt. 57 | 810 | 110 | 380 | 87 | 60 | 32 | - | 2 | 257 | 224 | 61 | 17 | 1 568 | 472 | 1 032 | 130 | | |
| | Nov. " | 803 | 108 | 379 | 84 | 50 | 27 | - | 2 | 237 | 209 | 48 | 19 | 1 517 | 449 | 810 | 104 | | |
| | Dez. " | 703 | 100 | 389 | 83 | 48 | 32 | - | 2 | 236 | 185 | 52 | 13 | 1 428 | 415 | 734 | 90 | | |
| | Jan. 58 | 812 | 111 | 410 | 96 | 54 | 27 | - | - | 253 | 188 | 58 | 15 | 1 587 | 438 | 950 | 120 | | |
| | Febr. " | 701 | 102 | 368 | 90 | 46 | 20 | - | 1 | 215 | 177 | 53 | 16 | 1 383 | 406 | 797 | 107 | | |
| | März " | 728 | 124 | 413 | 95 | 46 | 21 | - | 2 | 217 | 202 | 54 | 18 | 1 458 | 462 | 828 | 104 | | |
| | April " | | | | | | | | | | | | | | | | | | |
| | Mai " | | | | | | | | | | | | | | | | | | |
| Schrottverbrauch je t - Erzeugung, Mengen in kg | | | | | | | | | | | | | | | | | | | |
| Schrottverbrauch je t a) Roheisen b) Rohstahl (Mengen in kg) | 1954 ø | a | b | a | b | a | b | a | b | a | b | a | b | a | b | a | b | a | b |
| | 1955 " | 93 | 462 | 116 | 336 | 140 | 191 | 98 | 100 | 51 | 792 | 18 | 791 | 104 | 408 | 76 | 555 | 50 | 498 |
| | 1956 " | 84 | 415 | 112 | 326 | 149 | 207 | 81 | 107 | 36 | 778 | - | 738 | 98 | 390 | 67 | 561 | 49 | 502 |
| | 1957 " | 73 | 426 | 117 | 334 | 179 | 223 | 98 | 113 | 31 | 770 | - | 724 | 100 | 398 | 66 | 543 | 57 | 507 |
| | 1957 " | 57 | 438 | 104 | 336 | 175 | 222 | 83 | 116 | 22 | 774 | - | 706 | 87 | 410 | 67 | 528 | | |
| | Okt. 57 | 51 | 440 | 101 | 333 | 169 | 226 | 87 | 117 | 24 | 771 | - | 703 | 83 | 411 | 71 | 531 | | |
| | Nov. " | 47 | 443 | 98 | 339 | 137 | 225 | 82 | 121 | 18 | 762 | - | 713 | 75 | 413 | 71 | 533 | | |
| | Dez. " | 39 | 430 | 99 | 343 | 137 | 225 | 58 | 117 | 18 | 769 | - | 691 | 71 | 406 | 70 | 519 | | |
| | Jan. 58 | 42 | 442 | 101 | 348 | 120 | 224 | 60 | 118 | 19 | 769 | - | 709 | 71 | 414 | 73 | 527 | | |
| | Febr. " | 36 | 433 | 106 | 355 | 120 | 221 | 74 | 116 | 27 | 772 | - | 655 | 71 | 412 | 82 | 530 | | |
| | März " | 36 | 441 | 113 | 347 | 131 | 213 | 77 | 123 | 35 | 768 | - | 617 | 76 | 410 | 85 | 540 | | |
| | Apr. " | | | | | | | | | | | | | | | | | | |
| | Mai " | | | | | | | | | | | | | | | | | | |
| Schrottverbrauch je t a) SM-Stahl b) Elektro-Stahl (Mengen in kg) | 1954 ø | a | b | a | b | a | b | a | b | a | b | a | b | a | b | a | b | a | b |
| | 1955 " | 708 | 973 | 864 | 843 | 948 | 733 | - | 388 | 740 | 1 001 | 749 | 1 055 | 757 | 942 | 563 | 1 013 | 481 | 946 |
| | 1956 " | 660 | 936 | 857 | 831 | 948 | 792 | - | 333 | 716 | 1 010 | 688 | 1 052 | 723 | 936 | 567 | 989 | 483 | 920 |
| | 1957 " | 687 | 967 | 857 | 845 | 922 | 785 | - | 296 | 687 | 1 016 | 671 | 1 081 | 732 | 945 | 546 | 1 020 | 483 | 944 |
| | 1957 " | 699 | 963 | 844 | 847 | 923 | 854 | - | 320 | 684 | 1 034 | 641 | 1 074 | 732 | 960 | 528 | 1 010 | | |
| | Okt. 57 | 698 | 973 | 848 | 861 | 923 | 914 | - | 400 | 685 | 1 037 | 629 | 1 214 | 731 | 975 | 529 | 1 008 | | |
| | Nov. " | 701 | 964 | 831 | 866 | 909 | 900 | - | 333 | 669 | 1 061 | 632 | 1 056 | 727 | 976 | 529 | 1 010 | | |
| | Dez. " | 689 | 971 | 833 | 838 | 941 | 889 | - | 286 | 698 | 1 045 | 634 | 1 083 | 729 | 956 | 512 | 1 011 | | |
| | Jan. 58 | 696 | 965 | 837 | 857 | 951 | 871 | - | - | 711 | 1 027 | 644 | 1 154 | 734 | 954 | 524 | 1 000 | | |
| | Febr. " | 685 | 953 | 844 | 874 | 902 | 833 | - | 167 | 698 | 1 041 | 639 | 1 067 | 728 | 955 | 521 | 1 000 | | |
| | März " | 693 | 954 | 843 | 848 | 920 | 875 | - | 333 | 678 | 1 047 | 621 | 1 059 | 730 | 959 | 532 | 1 000 | | |
| | Apr. " | | | | | | | | | | | | | | | | | | |
| | Mai " | | | | | | | | | | | | | | | | | | |

Quelle: Office Commun des Consommateurs de Feraille, Brüssel, BJSF, London, AJS, New York. (+) Ohne unabhängige Stahlgießereien.

Verbrauch

| | | | Montan - Union | | | | | | | | | | | | | | | | Vergleichsländer | | | |
|-----------|---|----------------------------|----------------|-------|------------|-------|------------|-------|---------|-------|-----------|-------|---------|-------|-------------|-------|--------------|-------|------------------|-------|--------|-------|
| | | | Bundesgebiet | | Saargebiet | | Frankreich | | Belgien | | Luxemburg | | Italien | | Niederlande | | Montan-Union | | Großbritann. | | U S A | |
| | | | 1000 t | % | 1000 t | % | 1000 t | % | 1000 t | % | 1000 t | % | 1000 t | % | 1000 t | % | 1000 t | % | 1000 t | % | 1000 t | % |
| 47 | Eisenerz-Verbrauch in Hochöfen und Sinteranlagen in 1000 t | 1955 MD | 2 121 | 28 | 632 | 8 | 2 607 | 35 | 944 | 13 | 880 | 12 | 165 | 2 | 100 | 1 | 7 448 | 100 | a) 2 345 | 31 | 9 765 | 131 |
| 1956 " | | 2 296 | 29 | 638 | 8 | 2 734 | 35 | 965 | 12 | 912 | 12 | 223 | 3 | 102 | 1 | 7 869 | | 2 464 | 31 | 9 423 | | |
| 1957 " | | 2 467 | | 679 | | 2 875 | | 955 | | 963 | | | | 95 | | | | 2 637 | | | | |
| Juli 1957 | | 2 426 | 31 | 693 | 9 | 2 905 | 37 | 538 | 7 | 999 | 13 | 283 | 4 | 104 | 1 | 7 947 | | 2 904 | 37 | | | |
| Aug. " | | 2 497 | 31 | 700 | 9 | 2 646 | 32 | 977 | 12 | 951 | 12 | 267 | 3 | 110 | 1 | 8 147 | | 2 431 | 30 | | | |
| Sept. " | | 2 490 | 30 | 694 | 8 | 2 903 | 35 | 990 | 12 | 951 | 11 | 263 | 3 | 101 | 1 | 8 393 | | 2 529 | 30 | | | |
| Okt. " | | 2 657 | 30 | 746 | 8 | 3 100 | 35 | 1 052 | 12 | 990 | 11 | 266 | 3 | 98 | 1 | 8 910 | | 3 173 | 36 | | | |
| Nov. " | | 2 584 | | 684 | | 2 984 | | 1 019 | | 944 | | | | 98 | | | | 2 453 | | | | |
| Dez. " | | 2 514 | | 689 | | 3 027 | | 1 031 | | 949 | | | | 103 | | | | 2 379 | | | | |
| Jan. 1958 | | 2 585 | | | | | | | | | | | | | | | | 2 941 | | | | |
| Febr. " | | 2 388 | | | | | | | | | | | | | | | | 2 342 | | | | |
| März " | | 2 474 | | | | | | | | | | | | | | | | 2 236 | | | | |
| 48 | | je t Roheisen in kg | 1955 MD | 1 544 | | 2 633 | | 2 855 | | 2 102 | | 3 465 | | 1 179 | | 1 786 | | 2 172 | | 2 221 | | 1 660 |
| 1956 " | 1 567 | | | 2 532 | | 2 872 | | 2 044 | | 3 341 | | 1 385 | | 1 855 | | 2 168 | | 2 208 | | 1 641 | | |
| 1957 " | 1 612 | | | 2 602 | | 2 898 | | 2 067 | | 3 477 | | | | 1 610 | | | | 2 181 | | | | |
| Juli 1957 | 1 586 | | | 2 615 | | 2 859 | | 2 223 | | 3 469 | | 1 354 | | 1 625 | | 2 199 | | 2 170 | | | | |
| Aug. " | 1 596 | | | 2 632 | | 2 914 | | 2 023 | | 3 509 | | 1 335 | | 1 642 | | 2 167 | | 2 196 | | | | |
| Sept. " | 1 595 | | | 2 669 | | 2 935 | | 2 025 | | 3 535 | | 1 538 | | 1 554 | | 2 206 | | 2 201 | | | | |
| Okt. " | 1 598 | | | 2 683 | | 2 950 | | 2 071 | | 3 474 | | 1 565 | | 1 581 | | 2 218 | | 2 188 | | | | |
| Nov. " | 1 610 | | | 2 478 | | 2 920 | | 2 150 | | 3 408 | | | | | | | | 2 144 | | | | |
| Dez. " | 1 625 | | | 2 660 | | 2 886 | | 2 139 | | 3 489 | | | | | | | | 2 124 | | | | |
| Jan. 1958 | 1 614 | | | | | | | | | | | | | | | | | 2 136 | | | | |
| Febr. " | 1 648 | | | | | | | | | | | | | | | | | 2 114 | | | | |
| März " | 1 635 | | | | | | | | | | | | | | | | | 2 055 | | | | |
| 49 | Koksverbrauch in Hochöfen in 1000 t | | 1955 MD | 1 300 | 39 | 243 | 7 | 933 | 28 | 397 | 12 | 283 | 9 | 106 | 3 | 55 | 2 | 3 317 | 100 | 1 038 | 31 | 5 179 |
| 1956 " | | 1 390 | 40 | 251 | 7 | 985 | 28 | 414 | 12 | 297 | 8 | 127 | 4 | 54 | 2 | 3 518 | | 1 100 | 32 | 5 019 | | |
| 1957 " | | 1 459 | | | | | | 411 | | 311 | | | | 49 | | | | 1 145 | | | | |
| Juli 1957 | | 1 458 | 41 | 822 | 8 | 3 027 | 28 | 1 093 | 10 | 940 | 9 | 415 | 4 | 164 | 2 | 3 533 | | 1 279 | 36 | | | |
| Aug. " | | 1 509 | 41 | | | | | | | | | | | | | 3 670 | | 1 068 | 29 | | | |
| Sept. " | | 1 500 | 40 | | | | | | | | | | | | | 3 723 | | 1 088 | 29 | | | |
| Okt. " | | 1 538 | 40 | | | | | | | | | | | | | 3 879 | | 1 358 | 35 | | | |
| Nov. " | | 1 502 | | | | | | | | | | | | | | | | 1 067 | | | | |
| Dez. " | | 1 468 | | | | | | | | 1 321 | | 934 | | | | 152 | | 1 040 | | | | |
| Jan. 1958 | | 1 521 | | | | | | | | | | | | | | | | 1 282 | | | | |
| Febr. " | | 1 352 | | | | | | | | | | | | | | | | 1 017 | | | | |
| März " | | 1 395 | | | | | | | | | | | | | | | | 988 | | | | |
| April " | | 1 268 | | | | | | | | | | | | | | | | | | | | |
| 50 | je t Roheisen in kg | 1955 MD | 933 | | 1 013 | | 1 022 | | 884 | | 1 114 | | 927 | | 982 | | 978 | | 983 | | 881 | |
| 1956 " | | 938 | | 996 | | 1 035 | | 877 | | 1 088 | | 894 | | 982 | | 976 | | 986 | | 874 | | |
| 1957 " | | 941 | | | | | | 889 | | 1 120 | | | | 835 | | | | 947 | | | | |
| Juli 1957 | | 933 | | 1 039 | 1 039 | 900 | 1 135 | 868 | 837 | 835 | 992 | 990 | 986 | 969 | | | | 956 | | | | |
| Aug. " | | 947 | | | | | | | | | | | | | | | | 965 | | | | |
| Sept. " | | 948 | | | | | | | | | | | | | | | | 947 | | | | |
| Okt. " | | 915 | | | | | | | | | | | | | | | | 937 | | | | |
| Nov. " | | 924 | | | | | | | | | | | | | | | | 933 | | | | |
| Dez. " | | 941 | | | | | | | | | | | | | | | | 929 | | | | |
| Jan. 1958 | | 937 | | | | | | | | | | | | | | | | 931 | | | | |
| Febr. " | | 922 | | | | | | | | | | | | | | | | 918 | | | | |
| März " | | 914 | | | | | | | | | | | | | | | | 908 | | | | |

a) Einschl. Manganerze, ungefähr 1,5 %

April 58 908

| Kohle, Koks und Briketts | | | | | | | | | | | | | | | | | | 1) | | | | | | | | | | | | | | | | | |
|--|-------|---------|-----|-----------|-----|------------|-------|--------|-----|---------|-------|----------|-----|--------------|-------|----------------|-------|---|-----|------------|-----|--------|-----|---------|----|----------|-----|--------------|-------|-----|--|--|--|--|--|
| Bezugsländer | | | | | | | | | | | | | | | | | | Lieferländer | | | | | | | | | | | | | | | | | |
| Bundesrepublik | | Belgien | | Luxemburg | | Frankreich | | Saar | | Italien | | Niederl. | | Montan-Union | | Bundesrepublik | | Belgien | | Frankreich | | Saar | | Italien | | Niederl. | | Montan-Union | | | | | | | |
| 1000 t | % | 1000 t | % | 1000 t | % | 1000 t | % | 1000 t | % | 1000 t | % | 1000 t | % | 1000 t | % | 1000 t | % | 1000 t | % | 1000 t | % | 1000 t | % | 1000 t | % | 1000 t | % | 1000 t | % | | | | | | |
| a) Bezüge aus Ländern der Gemeinschaft | | | | | | | | | | | | | | | | | | a) Lieferungen in Länder der Gemeinschaft | | | | | | | | | | | | | | | | | |
| 1954 MD | 397 | 51 | 255 | 78 | 295 | 100 | 1 141 | 86 | 84 | 100 | 390 | 49 | 475 | 73 | 3 037 | 67 | 1 624 | 69 | 431 | 75 | 152 | 53 | 710 | 86 | - | - | 160 | 72 | 3 057 | 72 | | | | | |
| 1955 " | 582 | 40 | 205 | 63 | 332 | 100 | 1 150 | 83 | 106 | 100 | 306 | 35 | 513 | 70 | 3 194 | 61 | 1 558 | 72 | 496 | 72 | 215 | 42 | 722 | 83 | 5 | 83 | 172 | 70 | 3 168 | 70 | | | | | |
| 1956 " | 453 | 26 | 187 | 44 | 343 | 99 | 1 168 | 61 | 99 | 100 | 295 | 32 | 390 | 47 | 2 935 | 47 | 1 563 | 74 | 379 | 75 | 93 | 47 | 691 | 91 | 4 | 100 | 169 | 67 | 2 899 | 76 | | | | | |
| 1957 " | 384 | 20 | 219 | 48 | 359 | 99 | 1 269 | 61 | 110 | 94 | 273 | 27 | 354 | 43 | 2 968 | 44 | 1 610 | 76 | 375 | 81 | 105 | 57 | 648 | 93 | 9 | 100 | 195 | 74 | 2 942 | 79 | | | | | |
| Juli 57 | 412 | 19 | 165 | 42 | 374 | 100 | 1 306 | 60 | 128 | 100 | 257 | 27 | 349 | 41 | 2 991 | 42 | 1 548 | 72 | 375 | 74 | 114 | 56 | 705 | 93 | 4 | 80 | 193 | 71 | 2 939 | 75 | | | | | |
| Aug. " | 374 | 17 | 217 | 54 | 372 | 100 | 1 280 | 59 | 109 | 100 | 288 | 25 | 320 | 42 | 2 960 | 42 | 1 588 | 77 | 418 | 79 | 122 | 57 | 641 | 94 | 6 | 86 | 196 | 69 | 2 971 | 79 | | | | | |
| Sept. " | 339 | 18 | 177 | 46 | 366 | 100 | 1 218 | 63 | 110 | 87 | 216 | 22 | 302 | 42 | 2 728 | 43 | 1 446 | 76 | 377 | 87 | 117 | 61 | 549 | 93 | 6 | 100 | 194 | 73 | 2 689 | 80 | | | | | |
| Okt. " | 390 | 17 | 193 | 41 | 350 | 100 | 1 272 | 67 | 110 | 92 | 255 | 25 | 304 | 39 | 2 874 | 42 | 1 620 | 79 | 361 | 83 | 107 | 60 | 585 | 93 | 7 | 100 | 206 | 71 | 2 886 | 80 | | | | | |
| Nov. " | 380 | 21 | 202 | 48 | 351 | 100 | 1 294 | 71 | 112 | 78 | 201 | 23 | 300 | 42 | 2 840 | 46 | 1 436 | 71 | 322 | 78 | 104 | 59 | 637 | 94 | 6 | 100 | 217 | 78 | 2 722 | 76 | | | | | |
| Dez. " | 360 | 19 | 225 | 58 | 345 | 100 | 1 246 | 69 | 118 | 79 | 213 | 23 | 328 | 49 | 2 835 | 46 | 1 577 | 78 | 335 | 73 | 80 | 59 | 585 | 96 | 6 | 100 | 175 | 77 | 2 758 | 80 | | | | | |
| Jan. 58 | 386 | 21 | 218 | | 356 | | 1 415 | 67 | 107 | 96 | 163 | 19 | 347 | 43 | 2 992 | 46 | 1 697 | 80 | 302 | 69 | 104 | 55 | 725 | 95 | 10 | 100 | 179 | 74 | 3 017 | 80 | | | | | |
| Febr. " | 311 | 22 | | | | | | | | | | | | | | | 1 486 | 86 | | | | | | | | | | | | | | | | | |
| März " | | | | | | | | | | | | | | | | | | | | | | | | | | | | | | | | | | | |
| April " | | | | | | | | | | | | | | | | | | | | | | | | | | | | | | | | | | | |
| Mai " | | | | | | | | | | | | | | | | | | | | | | | | | | | | | | | | | | | |
| Juni " | | | | | | | | | | | | | | | | | | | | | | | | | | | | | | | | | | | |
| b) Einfuhr aus dritten Ländern | | | | | | | | | | | | | | | | | | b) Ausfuhr in dritte Länder | | | | | | | | | | | | | | | | | |
| 1954 MD | 386 | 49 | 72 | 22 | 1 | . | 185 | 14 | - | - | 405 | 51 | 176 | 27 | 1 502 | 33 | 729 | 31 | 144 | 25 | 117 | 47 | 111 | 14 | 4 | 100 | 62 | 28 | 1 167 | 28 | | | | | |
| 1955 " | 873 | 60 | 122 | 37 | - | - | 242 | 17 | - | - | 573 | 65 | 219 | 30 | 2 029 | 39 | 618 | 28 | 196 | 28 | 295 | 58 | 148 | 17 | 1 | 17 | 74 | 30 | 1 332 | 30 | | | | | |
| 1956 " | 1 261 | 74 | 237 | 56 | 3 | 1 | 734 | 39 | - | - | 637 | 68 | 439 | 53 | 3 311 | 53 | 557 | 26 | 123 | 25 | 101 | 53 | 66 | 9 | 0 | 0 | 84 | 33 | 931 | 24 | | | | | |
| 1957 " | 1 537 | 80 | 240 | 52 | 2 | 1 | 815 | 39 | 7 | 6 | 756 | 73 | 462 | 57 | 3 819 | 56 | 497 | 24 | 90 | 19 | 79 | 43 | 46 | 7 | 0 | | 67 | 26 | 779 | 21 | | | | | |
| Juli 57 | 1 800 | 81 | 226 | 58 | - | - | 852 | 40 | - | - | 695 | 73 | 494 | 59 | 4 067 | 58 | 612 | 28 | 134 | 26 | 89 | 44 | 57 | 7 | 1 | 20 | 79 | 29 | 972 | 25 | | | | | |
| Aug. " | 1 815 | 83 | 186 | 46 | - | - | 863 | 41 | - | - | 856 | 75 | 450 | 58 | 4 170 | 58 | 468 | 23 | 108 | 21 | 91 | 43 | 44 | 6 | 1 | 14 | 89 | 31 | 801 | 21 | | | | | |
| Sept. " | 1 514 | 82 | 211 | 54 | - | - | 689 | 37 | 16 | 13 | 752 | 78 | 406 | 58 | 3 588 | 57 | 447 | 24 | 57 | 13 | 75 | 39 | 39 | 7 | - | - | 70 | 27 | 688 | 20 | | | | | |
| Okt. " | 1 843 | 83 | 283 | 59 | - | - | 633 | 33 | 9 | 8 | 762 | 75 | 476 | 61 | 4 006 | 58 | 440 | 21 | 75 | 17 | 72 | 40 | 42 | 7 | - | - | 84 | 29 | 713 | 20 | | | | | |
| Nov. " | 1 473 | 79 | 219 | 52 | - | - | 530 | 29 | 31 | 22 | 681 | 77 | 410 | 58 | 3 344 | 54 | 592 | 29 | 90 | 22 | 72 | 41 | 42 | 6 | - | - | 61 | 22 | 857 | 24 | | | | | |
| Dez. " | 1 510 | 81 | 161 | 42 | - | - | 563 | 31 | 31 | 21 | 707 | 77 | 335 | 51 | 3 307 | 54 | 434 | 22 | 124 | 28 | 55 | 41 | 27 | 4 | - | - | 51 | 23 | 691 | 20 | | | | | |
| Jan. 58 | 1 416 | 79 | 198 | | - | | 696 | 33 | 4 | 4 | 700 | 81 | 461 | 57 | 3 475 | 54 | 433 | 20 | 135 | 31 | 84 | 45 | 40 | 5 | - | - | 63 | 26 | 755 | 20 | | | | | |
| Febr. " | 1 126 | 78 | | | | | | | | | | | | | | | 244 | 14 | | | | | | | | | | | | | | | | | |
| März " | | | | | | | | | | | | | | | | | | | | | | | | | | | | | | | | | | | |
| April " | | | | | | | | | | | | | | | | | | | | | | | | | | | | | | | | | | | |
| Mai " | | | | | | | | | | | | | | | | | | | | | | | | | | | | | | | | | | | |
| Juni " | | | | | | | | | | | | | | | | | | | | | | | | | | | | | | | | | | | |
| c) Insgesamt (a + b) | | | | | | | | | | | | | | | | | | c) Insgesamt (a + b) | | | | | | | | | | | | | | | | | |
| 1954 MD | 784 | 100 | 327 | 100 | 296 | 100 | 1 326 | 100 | 84 | 100 | 795 | 100 | 651 | 100 | 4 540 | 100 | 2 353 | 100 | 575 | 100 | 249 | 100 | 821 | 100 | 4 | 100 | 222 | 100 | 4 224 | 100 | | | | | |
| 1955 " | 1 455 | | 327 | | 332 | | 1 392 | | 106 | | 879 | | 732 | | 5 223 | | 2 176 | | 692 | | 510 | | 870 | | 6 | | 246 | | 4 500 | | | | | | |
| 1956 " | 1 714 | | 425 | | 346 | | 1 902 | | 99 | | 932 | | 829 | | 6 247 | | 2 120 | | 502 | | 195 | | 758 | | 4 | | 253 | | 3 832 | | | | | | |
| 1957 " | 1 921 | | 459 | | 361 | | 2 084 | | 117 | | 1 029 | | 816 | | 6 787 | | 2 107 | | 464 | | 184 | | 695 | | 9 | | 262 | | 3 721 | | | | | | |
| Juli 57 | 2 212 | | 391 | | 374 | | 2 158 | | 128 | | 952 | | 843 | | 7 059 | | 2 160 | | 509 | | 203 | | 762 | | 5 | | 272 | | 3 911 | | | | | | |
| Aug. " | 2 189 | | 403 | | 372 | | 2 143 | | 109 | | 1 144 | | 770 | | 7 130 | | 2 056 | | 526 | | 213 | | 685 | | 7 | | 285 | | 3 772 | | | | | | |
| Sept. " | 1 853 | | 388 | | 366 | | 1 907 | | 126 | | 968 | | 708 | | 6 316 | | 1 893 | | 434 | | 192 | | 588 | | 6 | | 264 | | 3 377 | | | | | | |
| Okt. " | 2 233 | | 476 | | 350 | | 1 905 | | 119 | | 1 017 | | 780 | | 6 880 | | 2 060 | | 436 | | 179 | | 627 | | 7 | | 290 | | 3 599 | | | | | | |
| Nov. " | 1 853 | | 421 | | 351 | | 1 824 | | 143 | | 882 | | 710 | | 6 184 | | 2 028 | | 412 | | 176 | | 679 | | 6 | | 278 | | 3 579 | | | | | | |
| Dez. " | 1 869 | | 386 | | 345 | | 1 809 | | 149 | | 920 | | 663 | | 6 141 | | 2 011 | | 449 | | 135 | | 612 | | 6 | | 226 | | 3 449 | | | | | | |
| Jan. 58 | 1 802 | | 416 | | 356 | | 2 111 | | 111 | | 863 | | 808 | | 6 467 | | 2 130 | | 437 | | 188 | | 765 | | 10 | | 242 | | 3 772 | | | | | | |
| Febr. " | 1 437 | | | | | | | | | | | | | | | | 1 730 | | | | | | | | | | | | | | | | | | |
| März " | 1 435 | | | | | | | | | | | | | | | | 1 863 | | | | | | | | | | | | | | | | | | |
| April " | | | | | | | | | | | | | | | | | | | | | | | | | | | | | | | | | | | |
| Mai " | | | | | | | | | | | | | | | | | | | | | | | | | | | | | | | | | | | |
| Juni " | | | | | | | | | | | | | | | | | | | | | | | | | | | | | | | | | | | |

1) Kohle/koks = t/t. 2) In diesen Additionen ist eine größere Menge Braunkohlenbriketts und -schwelkoks enthalten, die nicht nach Ländern aufgeteilt werden kann.
Quelle: Europäische Gemeinschaft für Kohle und Stahl. Für Bundesgebiet: Statistisches Bundesamt, Wiesbaden.

Bezüge und Lieferungen
/nach Ländern der Gemeinschaft bzw. dritten Länd

| Eisenerze und Schrott | | | | | | | | | | | | | | | | | | | |
|--|--------|-------------------|--------|-----------------|------|---------|-------|-------------|-------|---|--------|----------------|------|-------------------|------|-----------------|--------|---------|-----|
| Bezugsländer | | | | | | | | | | Lieferländer | | | | | | | | | |
| Bundesrepublik | | Belgien/Luxemburg | | Frankreich/Saar | | Italien | | Niederlande | | Montan-Union | | Bundesrepublik | | Belgien/Luxemburg | | Frankreich/Saar | | Italien | |
| 1000 t | % | 1000 t | % | 1000 t | % | 1000 t | % | 1000 t | % | 1000 t | % | 1000 t | % | 1000 t | % | 1000 t | % | 1000 t | % |
| 1. Eisenerze | | | | | | | | | | | | | | | | | | | |
| a) Bezüge aus Ländern der Gemeinschaft | | | | | | | | | | a) Lieferungen in Länder der Gemeinschaft | | | | | | | | | |
| 1954 MD | 28,8 | 4 | 863,8 | 82 | 6,7 | 26 | 0,1 | 0 | 13,8 | 15 | 913,0 | 47 | 4,5 | 21 | 10,6 | 96 | 887,3 | 96 | 0,0 |
| 1955 " | 65,8 | 6 | 1021,1 | 82 | 5,1 | 11 | 0,2 | 1 | 10,8 | 12 | 1103,0 | 42 | 2,5 | 10 | 35,3 | 100 | 1086,1 | 95 | 3,0 |
| 1956 " | 100,5 | 7 | 1049,2 | 80 | 8,0 | 15 | 0,3 | 0 | 8,5 | 7 | 1166,6 | 38 | 3,9 | 14 | 51,5 | 100 | 1110,7 | 96 | 3,5 |
| 1957 " | 126,0 | 8 | | | | | | | | | | | 6,4 | 21 | | | | | |
| 1957 Ø1-10 | 131,7 | 9 | 1038,5 | 80 | 10,7 | 14 | 0,1 | 0 | 6,7 | 7 | 1187,8 | 38 | 6,3 | 17 | 47,1 | 100 | 1130,4 | 96 | 1,2 |
| 1958 1-2 | 123,4 | 9 | | | | | | | | | | | 2,6 | 10 | | | | | |
| b) Einfuhr aus dritten Ländern | | | | | | | | | | b) Ausfuhr in dritte Länder | | | | | | | | | |
| 1954 MD | 699,8 | 96 | 194,4 | 18 | 19,1 | 74 | 56,3 | 100 | 79,5 | 85 | 1049,2 | 53 | 16,8 | 79 | 0,4 | 4 | 39,7 | 4 | 0,0 |
| 1955 " | 1127,0 | 94 | 226,2 | 18 | 40,5 | 89 | 73,7 | 99 | 77,4 | 88 | 1544,8 | 48 | 23,3 | 90 | 0,0 | 0 | 54,4 | 5 | 1,0 |
| 1956 " | 1382,4 | 93 | 255,5 | 20 | 45,7 | 85 | 113,7 | 100 | 106,0 | 93 | 1903,3 | 62 | 24,2 | 86 | 0,0 | 0 | 51,0 | 4 | 0,0 |
| 1957 " | 1472,1 | 90 | | | | | | | | | | | 24,5 | 79 | | | | | |
| 1957 Ø1-10 | 1488,3 | 91 | 271,7 | 20 | 78,5 | 86 | 154,6 | 100 | 102,3 | 93 | 2095,3 | 62 | 24,5 | 83 | - | - | 54,0 | 4 | 3,0 |
| 1958 1-2 | 1320,9 | 91 | | | | | | | | | | | 23,4 | 90 | | | | | |
| c) Insgesamt (a + b) | | | | | | | | | | c) Insgesamt (a + b) | | | | | | | | | |
| 1954 MD | 728,7 | 100 | 1058,2 | 100 | 25,8 | 100 | 56,4 | 100 | 93,3 | 100 | 1962,2 | 100 | 21,3 | 100 | 11,0 | 100 | 927,0 | 100 | 0,0 |
| 1955 " | 1192,8 | | 1247,3 | | 45,6 | | 73,9 | | 88,2 | | 2647,8 | | 25,8 | | 35,3 | | 1140,5 | | 4,0 |
| 1956 " | 1482,9 | | 1304,7 | | 53,7 | | 114,0 | | 114,5 | | 3069,9 | | 28,1 | | 51,5 | | 1161,7 | | 3,5 |
| 1957 " | 1598,1 | | | | | | | | | | | | 30,9 | | | | | | |
| 1957 Ø1-10 | 1620,1 | | 1310,1 | | 89,2 | | 154,7 | | 109,0 | | 3283,1 | | 30,8 | | 47,1 | | 1184,5 | | 4,2 |
| 1958 1-2 | 1444,3 | | | | | | | | | | | | 26,0 | | | | | | 0,1 |
| 2. Schrott | | | | | | | | | | | | | | | | | | | |
| a) Bezüge aus Ländern der Gemeinschaft | | | | | | | | | | a) Lieferungen in Länder der Gemeinschaft | | | | | | | | | |
| 1954 MD | 23,9 | 47 | 11,3 | 82 | 5,4 | 74 | 111,9 | 90 | 1,8 | 67 | 154,3 | 78 | 45,2 | 70 | 9,1 | 61 | 68,6 | 95 | 0,0 |
| 1955 " | 23,8 | 25 | 16,4 | 54 | 8,9 | 28 | 93,3 | 50 | 0,9 | 16 | 143,4 | 41 | 40,4 | 98 | 7,1 | 99 | 54,6 | 99 | 0,0 |
| 1956 " | 11,1 | 22 | 35,3 | 59 | 21,1 | 38 | 75,6 | 39 | 0,8 | 16 | 143,9 | 40 | 63,9 | 99 | 2,1 | 66 | 45,8 | 99 | 0,2 |
| 1957 " | 18,1 | 17 | | | | | | | | | | | 62,2 | 99 | | | | | 100 |
| 1957 Ø1-10 | 18,1 | 15 | 21,9 | 61 | 20,8 | 37 | 91,0 | 40 | 1,6 | 31 | 153,2 | 37 | 64,9 | 99 | 6,7 | 86 | 55,8 | 100 | 1,6 |
| 1958 1-2 | 10,2 | 14 | | | | | | | | | | | 36,2 | 96 | | | | | 100 |
| b) Einfuhr aus dritten Ländern | | | | | | | | | | b) Ausfuhr in dritte Länder | | | | | | | | | |
| 1954 MD | 26,7 | 53 | 2,4 | 18 | 1,9 | 26 | 12,1 | 10 | 0,9 | 33 | 44,0 | 22 | 17,4 | 30 | 5,9 | 39 | 3,5 | 5 | 0,0 |
| 1955 " | 70,2 | 75 | 13,9 | 46 | 21,8 | 72 | 95,1 | 50 | 4,9 | 84 | 205,8 | 59 | 0,8 | 2 | 0,1 | 1 | 0,5 | 1 | 0,1 |
| 1956 " | 38,3 | 78 | 24,3 | 41 | 34,4 | 62 | 117,3 | 61 | 4,3 | 84 | 218,7 | 60 | 0,3 | 1 | 1,0 | 34 | 0,3 | 1 | 0,0 |
| 1957 " | 89,3 | 83 | | | | | | | | | | | 0,7 | 1 | | | | | 0 |
| 1957 Ø1-10 | 85,8 | 87 | 25,5 | 39 | 34,3 | 63 | 140,3 | 60 | 4,4 | 68 | 290,0 | 63 | 0,5 | 0 | 0,2 | 14 | 0,1 | 0 | 0,0 |
| 1958 1-2 | 42,5 | 86 | | | | | | | | | | | 2,7 | 4 | | | | | - |
| c) Insgesamt (a + b) | | | | | | | | | | c) (a + b) | | | | | | | | | |
| 1954 MD | 50,6 | 100 | 13,7 | 100 | 7,3 | 100 | 124,0 | 100 | 2,7 | 100 | 198,3 | 100 | 62,2 | 100 | 15,0 | 100 | 72,1 | 100 | 0,0 |
| 1955 " | 94,0 | | 30,3 | | 30,7 | | 188,4 | | 5,8 | | 349,2 | | 41,2 | | 7,2 | | 55,1 | | 0,1 |
| 1956 " | 49,4 | | 59,7 | | 55,5 | | 192,9 | | 5,1 | | 363,6 | | 64,2 | | 3,2 | | 46,1 | | 0,2 |
| 1957 " | 107,4 | | | | | | | | | | | | 62,9 | | | | | | |
| 1957 Ø1-10 | 103,9 | | 47,4 | | 55,2 | | 231,3 | | 6,0 | | 443,2 | | 65,4 | | 6,9 | | 55,9 | | 1,6 |
| 1958 1-2 | 52,7 | | | | | | | | | | | | 38,9 | | | | | | |

Quelle: Europäische Gemeinschaft für Kohle und Stahl. Für Bundesgebiet: Statistisches Bundesamt, Wiesbaden.

Bestüge und Lieferung
von/nach Ländern der Gemeinschaft bzw. dritten Ländern

21

Roheisen und Hochofen-Ferrolegierungen

| | Bezugsländer | | | | | | | | | | | | Lieferländer | | | | | | | | | | | | | | | | | | | | | | | | | | | | | | | | | | | | |
|---|----------------|-----|-------------------|-----|-----------------|-----|---------|-----|-------------|-----|--------------|-----|----------------|-----|-------------------|-----|-----------------|-----|---------|-----|-------------|-----|--------------|-----|---|--|--|--|--|--|--|--|--|--|--|--|--|--|--|--|--|--|--|--|--|--|--|--|--|
| | Bundesrepublik | | Belgien-Luxemburg | | Frankreich-Saar | | Italien | | Niederlande | | Montan-Union | | Bundesrepublik | | Belgien-Luxemburg | | Frankreich-Saar | | Italien | | Niederlande | | Montan-Union | | | | | | | | | | | | | | | | | | | | | | | | | | |
| | 1000 t | % | 1000 t | % | 1000 t | % | 1000 t | % | 1000 t | % | 1000 t | % | 1000 t | % | 1000 t | % | 1000 t | % | 1000 t | % | 1000 t | % | 1000 t | % | | | | | | | | | | | | | | | | | | | | | | | | | |
| a) Bestüge aus Ländern der Gemeinschaft | | | | | | | | | | | | | | | | | | | | | | | | | a) Lieferungen in Länder der Gemeinschaft | | | | | | | | | | | | | | | | | | | | | | | | |
| 1954 MD | 6,3 | 56 | 13,5 | 64 | 8,8 | 95 | 8,1 | 43 | 0,8 | 42 | 37,6 | 60 | 17,0 | 53 | 4,0 | 98 | 10,3 | 72 | 0,1 | 33 | 7,2 | 40 | 38,6 | 55 | | | | | | | | | | | | | | | | | | | | | | | | | |
| 1955 " | 8,1 | 41 | 25,7 | 68 | 11,9 | 94 | 7,1 | 24 | 0,7 | 50 | 53,3 | 53 | 16,8 | 62 | 4,0 | 98 | 25,0 | 59 | 0,2 | 50 | 8,0 | 37 | 54,0 | 57 | | | | | | | | | | | | | | | | | | | | | | | | | |
| 1956 " | 5,4 | 45 | 24,7 | 64 | 9,6 | 83 | 8,6 | 29 | 0,7 | 27 | 48,9 | 52 | 14,7 | 43 | 2,0 | 87 | 23,3 | 77 | 0,0 | 0 | 8,1 | 52 | 48,1 | 58 | | | | | | | | | | | | | | | | | | | | | | | | | |
| 1957 " x | 3,9 | 61 | | | 14,6 | 75 | 10,5 | 32 | 0,8 | 30 | | | 23,9 | 54 | 2,7 | 69 | 19,8 | 78 | - | - | 6,8 | 56 | 53,0 | 62 | | | | | | | | | | | | | | | | | | | | | | | | | |
| Juli 57 | 4,3 | 78 | 21 | 70 | 16 | 80 | 13 | 36 | 0 | 0 | 54 | 58 | 22,8 | 47 | 1 | 50 | 22 | 76 | - | - | 8 | 50 | 53 | 56 | | | | | | | | | | | | | | | | | | | | | | | | | |
| Aug. " | 3,8 | 70 | 29 | 76 | 13 | 62 | 6 | 25 | 0 | 0 | 52 | 59 | 21,4 | 42 | 3 | 75 | 25 | 83 | - | - | 7 | 50 | 56 | 57 | | | | | | | | | | | | | | | | | | | | | | | | | |
| Sept. " | 3,3 | 79 | 27 | 77 | 16 | 76 | 13 | 50 | 0 | 0 | 59 | 68 | 24,4 | 42 | 4 | 80 | 25 | 86 | - | - | 12 | 63 | 65 | 59 | | | | | | | | | | | | | | | | | | | | | | | | | |
| Okt. " | 3,3 | 63 | 28 | 67 | 20 | 95 | 12 | 39 | 1 | 33 | 64 | 63 | 33,0 | 59 | 4 | 80 | 15 | 71 | - | - | 7 | 54 | 59 | 62 | | | | | | | | | | | | | | | | | | | | | | | | | |
| Nov. " | 1,6 | 50 | 20 | 87 | 19 | 100 | 16 | 27 | 0 | 0 | 57 | 53 | 27,0 | 72 | 2 | 100 | 16 | 80 | - | - | 6 | 50 | 51 | 70 | | | | | | | | | | | | | | | | | | | | | | | | | |
| Dez. " | 3,6 | 39 | | | 17 | 77 | 16 | 33 | 1 | 50 | | | 28,5 | 67 | 2 | 40 | 13 | 68 | - | - | 9 | 64 | 53 | 66 | | | | | | | | | | | | | | | | | | | | | | | | | |
| Jan. 58 | 4,3 | 49 | | | | | | | | | | | 24,4 | 84 | | | | | | | | | | | | | | | | | | | | | | | | | | | | | | | | | | | |
| Febr. " | 4,5 | 8 | | | | | | | | | | | 16,0 | 71 | | | | | | | | | | | | | | | | | | | | | | | | | | | | | | | | | | | |
| März " | | | | | | | | | | | | | | | | | | | | | | | | | | | | | | | | | | | | | | | | | | | | | | | | | |
| April " | | | | | | | | | | | | | | | | | | | | | | | | | | | | | | | | | | | | | | | | | | | | | | | | | |
| Mai " | | | | | | | | | | | | | | | | | | | | | | | | | | | | | | | | | | | | | | | | | | | | | | | | | |
| Juni " | | | | | | | | | | | | | | | | | | | | | | | | | | | | | | | | | | | | | | | | | | | | | | | | | |
| b) Einfuhr aus dritten Ländern | | | | | | | | | | | | | | | | | | | | | | | | | b) Ausfuhr in dritte Länder | | | | | | | | | | | | | | | | | | | | | | | | |
| 1954 MD | 5,0 | 44 | 7,7 | 36 | 0,5 | 5 | 10,8 | 57 | 1,1 | 58 | 25,0 | 40 | 15,1 | 47 | 0,1 | 2 | 4,1 | 28 | 0,2 | 67 | 10,6 | 60 | 30,0 | 45 | | | | | | | | | | | | | | | | | | | | | | | | | |
| 1955 " | 11,5 | 59 | 12,3 | 32 | 0,8 | 6 | 22,3 | 76 | 0,7 | 50 | 47,3 | 47 | 10,2 | 38 | 0,1 | 2 | 17,2 | 41 | 0,2 | 50 | 13,9 | 63 | 41,5 | 43 | | | | | | | | | | | | | | | | | | | | | | | | | |
| 1956 " | 6,5 | 55 | 14,0 | 36 | 2,0 | 17 | 20,8 | 71 | 1,9 | 73 | 45,3 | 48 | 19,4 | 57 | 0,3 | 13 | 7,0 | 23 | 0,4 | 100 | 7,4 | 48 | 34,2 | 42 | | | | | | | | | | | | | | | | | | | | | | | | | |
| 1957 " x | 2,5 | 39 | | | 4,8 | 25 | 22,5 | 68 | 1,8 | 70 | | | 20,5 | 46 | 1,2 | 31 | 5,7 | 22 | 0,2 | 100 | 5,3 | 44 | 32,6 | 38 | | | | | | | | | | | | | | | | | | | | | | | | | |
| Juli 57 | 1,2 | 22 | 9 | 30 | 4 | 20 | 23 | 64 | 1 | 100 | 39 | 42 | 25,6 | 53 | 1 | 50 | 7 | 24 | - | - | 8 | 50 | 42 | 44 | | | | | | | | | | | | | | | | | | | | | | | | | |
| Aug. " | 1,6 | 30 | 9 | 24 | 8 | 38 | 18 | 75 | 1 | 100 | 36 | 41 | 28,9 | 58 | 1 | 25 | 5 | 17 | 1 | 100 | 7 | 50 | 42 | 43 | | | | | | | | | | | | | | | | | | | | | | | | | |
| Sept. " | 0,9 | 21 | 8 | 23 | 5 | 24 | 13 | 50 | 0 | 0 | 28 | 32 | 33,9 | 58 | 1 | 20 | 4 | 14 | 0 | 100 | 7 | 37 | 46 | 41 | | | | | | | | | | | | | | | | | | | | | | | | | |
| Okt. " | 1,9 | 37 | 14 | 33 | 1 | 5 | 19 | 61 | 2 | 67 | 38 | 37 | 22,9 | 41 | 1 | 20 | 6 | 29 | 0 | 100 | 6 | 46 | 36 | 38 | | | | | | | | | | | | | | | | | | | | | | | | | |
| Nov. " | 1,6 | 50 | 3 | 13 | 0 | 0 | 44 | 73 | 3 | 100 | 51 | 47 | 10,7 | 28 | 0 | 0 | 4 | 20 | 0 | 100 | 6 | 50 | 22 | 30 | | | | | | | | | | | | | | | | | | | | | | | | | |
| Dez. " | 5,9 | 61 | | | 5 | 23 | 32 | 67 | 1 | 50 | | | 13,8 | 33 | 3 | 60 | 6 | 32 | 0 | 100 | 5 | 36 | 27 | 34 | | | | | | | | | | | | | | | | | | | | | | | | | |
| Jan. 58 | 4,5 | 51 | | | | | | | | | | | 4,7 | 16 | | | | | | | | | | | | | | | | | | | | | | | | | | | | | | | | | | | |
| Febr. " | 48,8 | 92 | | | | | | | | | | | 6,5 | 29 | | | | | | | | | | | | | | | | | | | | | | | | | | | | | | | | | | | |
| März " | | | | | | | | | | | | | | | | | | | | | | | | | | | | | | | | | | | | | | | | | | | | | | | | | |
| April " | | | | | | | | | | | | | | | | | | | | | | | | | | | | | | | | | | | | | | | | | | | | | | | | | |
| Mai " | | | | | | | | | | | | | | | | | | | | | | | | | | | | | | | | | | | | | | | | | | | | | | | | | |
| Juni " | | | | | | | | | | | | | | | | | | | | | | | | | | | | | | | | | | | | | | | | | | | | | | | | | |
| c) Insgesamt (a + b) | | | | | | | | | | | | | | | | | | | | | | | | | c) Insgesamt (a + b) | | | | | | | | | | | | | | | | | | | | | | | | |
| 1954 MD | 11,3 | 100 | 21,2 | 100 | 9,3 | 100 | 18,9 | 100 | 1,9 | 100 | 62,6 | 100 | 32,1 | 100 | 4,1 | 100 | 14,4 | 100 | 0,3 | 100 | 17,8 | 100 | 68,6 | 100 | | | | | | | | | | | | | | | | | | | | | | | | | |
| 1955 " | 19,6 | | 38,0 | | 12,7 | | 29,4 | | 1,4 | | 100,6 | | 27,0 | | 4,1 | | 42,2 | | 0,4 | | 21,9 | | 95,5 | | | | | | | | | | | | | | | | | | | | | | | | | | |
| 1956 " | 11,9 | | 38,7 | | 11,6 | | 29,4 | | 2,6 | | 94,2 | | 34,1 | | 2,3 | | 30,3 | | 0,4 | | 15,5 | | 82,4 | | | | | | | | | | | | | | | | | | | | | | | | | | |
| 1957 " x | 6,4 | | | | 19,4 | | 33,0 | | 2,7 | | | | 44,4 | | 3,9 | | 25,5 | | 0,2 | | 12,1 | | 85,6 | | | | | | | | | | | | | | | | | | | | | | | | | | |
| Juli 57 | 5,5 | | 30 | | 20 | | 36 | | 1 | | 93 | | 48,4 | | 2 | | 29 | | - | | 16 | | 95 | | | | | | | | | | | | | | | | | | | | | | | | | | |
| Aug. " | 5,4 | | 38 | | 21 | | 24 | | 1 | | 88 | | 50,4 | | 4 | | 30 | | 1 | | 14 | | 98 | | | | | | | | | | | | | | | | | | | | | | | | | | |
| Sept. " | 4,2 | | 35 | | 21 | | 26 | | 0 | | 87 | | 58,3 | | 5 | | 29 | | 0 | | 19 | | 111 | | | | | | | | | | | | | | | | | | | | | | | | | | |
| Okt. " | 5,2 | | 42 | | 21 | | 31 | | 3 | | 102 | | 55,9 | | 5 | | 21 | | 0 | | 13 | | 95 | | | | | | | | | | | | | | | | | | | | | | | | | | |
| Nov. " | 3,2 | | 23 | | 19 | | 60 | | 3 | | 108 | | 37,7 | | 2 | | 20 | | 0 | | 12 | | 73 | | | | | | | | | | | | | | | | | | | | | | | | | | |
| Dez. " | 9,5 | | | | 22 | | 48 | | 2 | | | | 42,3 | | 5 | | 19 | | 0 | | 14 | | 80 | | | | | | | | | | | | | | | | | | | | | | | | | | |
| Jan. 57 | 8,8 | | | | | | | | | | | | 29,1 | | | | | | | | | | | | | | | | | | | | | | | | | | | | | | | | | | | | |
| Febr. " | 53,3 | | | | | | | | | | | | 22,5 | | | | | | | | | | | | | | | | | | | | | | | | | | | | | | | | | | | | |
| März " | | | | | | | | | | | | | | | | | | | | | | | | | | | | | | | | | | | | | | | | | | | | | | | | | |
| April " | | | | | | | | | | | | | | | | | | | | | | | | | | | | | | | | | | | | | | | | | | | | | | | | | |
| Mai " | | | | | | | | | | | | | | | | | | | | | | | | | | | | | | | | | | | | | | | | | | | | | | | | | |
| Juni " | | | | | | | | | | | | | | | | | | | | | | | | | | | | | | | | | | | | | | | | | | | | | | | | | |

Quelle: Europäische Gemeinschaft für Kohle und Stahl. Für Bundesgebiet: Statistisches Bundesamt, Wiesbaden

x) Teilweise vorläufige Zahlen.

Bestüge und Lieferungen
von/nach Ländern der Gemeinschaft bzw. dritten Ländern

| | | Rohblöcke und Halbzeug 1) | | | | | | | | | | | | | | | | | | | | | | | |
|---|--|---------------------------|-----|-------------------|-----|-----------------|-----|---------|-----|-------------|-----|--------------|-----|---|-----|-------------------|-----|-----------------|-----|---------|-----|-------------|-----|--------------|-----|
| | | Bezugsländer | | | | | | | | | | | | Lieferländer | | | | | | | | | | | |
| | | Bundesrepublik | | Belgien-Luxemburg | | Frankreich-Saar | | Italien | | Niederlande | | Montan-Union | | Bundesrepublik | | Belgien-Luxemburg | | Frankreich-Saar | | Italien | | Niederlande | | Montan-Union | |
| | | 1000 t | % | 1000 t | % | 1000 t | % | 1000 t | % | 1000 t | % | 1000 t | % | 1000 t | % | 1000 t | % | 1000 t | % | 1000 t | % | 1000 t | % | 1000 t | % |
| a) Bestüge aus Ländern der Gemeinschaft | | | | | | | | | | | | | | a) Lieferungen in Länder der Gemeinschaft | | | | | | | | | | | |
| 1954 MD | | 8,9 | 98 | 4,1 | 98 | 11,2 | 100 | 9,8 | 69 | 8,4 | 100 | 42,2 | 90 | 17,5 | 56 | 16,1 | 54 | 12,1 | 35 | 0,2 | 5 | 0,0 | 100 | 45,8 | 47 |
| 1955 " | | 11,8 | 89 | 4,7 | 80 | 14,0 | 100 | 7,7 | 60 | 10,8 | 52 | 49,0 | 74 | 14,0 | 51 | 21,3 | 61 | 13,8 | 41 | 0,5 | 14 | 0,0 | | 49,6 | 50 |
| 1956 " | | 8,4 | 39 | 3,3 | 85 | 12,3 | 97 | 4,8 | 39 | 6,1 | 62 | 35,1 | 58 | 7,4 | 35 | 15,7 | 50 | 12,3 | 50 | 0,5 | 5 | 0,0 | | 35,9 | 41 |
| 1957 " x | | 6,9 | 32 | | | 15,7 | 99 | 6,3 | 38 | 14,8 | 100 | | | 23,9 | 55 | 15,9 | 34 | 11,8 | 54 | 0,5 | 4 | 0,0 | | 53,0 | 43 |
| Juli 57 | | 6,4 | 26 | 2 | 67 | 15 | 94 | 3 | 33 | 14 | 100 | 42 | 62 | 22,3 | 62 | 13 | 45 | 11 | 39 | 0 | 0 | 0 | | 45 | 41 |
| Aug. " | | 6,7 | 47 | 2 | 100 | 16 | 100 | 8 | 40 | 10 | 100 | 44 | 69 | 36,0 | 52 | 19 | 37 | 12 | 67 | 2 | 14 | - | | 76 | 50 |
| Sept. " | | 6,6 | 23 | 4 | 80 | 16 | 100 | 7 | 41 | 30 | 100 | 65 | 65 | 24,3 | 55 | 11 | 25 | 7 | 64 | 1 | 9 | 0 | | 44 | 40 |
| Okt. " | | 5,4 | 18 | 3 | 100 | 26 | 100 | 3 | 30 | 17 | 100 | 55 | 63 | 45,3 | 69 | 21 | 34 | 7 | 41 | 0 | 0 | 0 | | 74 | 47 |
| Nov. " | | 6,8 | 24 | 2 | 100 | 21 | 100 | 6 | 40 | 36 | 100 | 72 | 70 | 37,9 | 66 | 19 | 29 | 9 | 56 | 0 | 0 | 0 | | 67 | 44 |
| Dez. " | | 11,1 | 48 | | | 22 | 100 | 9 | 47 | 8 | 100 | | | 37,9 | 81 | 27 | 36 | 9 | 56 | 1 | 6 | 0 | | 75 | 49 |
| Jan. 58 | | 16,6 | 66 | | | | | | | | | | | 24,0 | 76 | | | | | | | | | | |
| Febr. " | | 10,5 | 62 | | | | | | | | | | | 12,7 | 71 | | | | | | | | | | |
| März " | | | | | | | | | | | | | | | | | | | | | | | | | |
| April " | | | | | | | | | | | | | | | | | | | | | | | | | |
| Mai " | | | | | | | | | | | | | | | | | | | | | | | | | |
| Juni " | | | | | | | | | | | | | | | | | | | | | | | | | |
| b) Einfuhr aus dritten Ländern | | | | | | | | | | | | | | b) Ausfuhr in dritte Länder | | | | | | | | | | | |
| 1954 MD | | 0,2 | 2 | 0,1 | 2 | 0,0 | 0 | 4,5 | 31 | 0,0 | 0 | 4,8 | 10 | 13,6 | 44 | 13,7 | 46 | 22,0 | 65 | 3,7 | 95 | 0,0 | - | 52,6 | 53 |
| 1955 " | | 1,5 | 11 | 1,2 | 2 | 0,0 | 0 | 5,2 | 40 | 9,8 | 48 | 17,6 | 26 | 13,7 | 49 | 13,7 | 39 | 20,1 | 59 | 3,1 | 86 | - | - | 50,4 | 50 |
| 1956 " | | 13,3 | 61 | 0,6 | 15 | 0,4 | 3 | 7,6 | 61 | 3,8 | 38 | 25,7 | 42 | 13,9 | 65 | 15,7 | 50 | 12,4 | 50 | 9,1 | 95 | 0,0 | - | 51,1 | 59 |
| 1957 " x | | 14,4 | 68 | | | 0,1 | 1 | 10,3 | 62 | 0,0 | 0 | | | 19,4 | 45 | 30,7 | 66 | 10,2 | 46 | 12,3 | 96 | 0,0 | - | 71,5 | 57 |
| Juli 57 | | 18,1 | 74 | 1 | 33 | 1 | 6 | 6 | 67 | - | - | 26 | 38 | 13,5 | 38 | 16 | 55 | 17 | 61 | 19 | 100 | - | - | 65 | 59 |
| Aug. " | | 7,7 | 53 | 0 | 0 | 0 | 0 | 12 | 60 | - | - | 20 | 31 | 32,9 | 48 | 33 | 63 | 6 | 33 | 12 | 86 | - | - | 76 | 50 |
| Sept. " | | 22,5 | 77 | 1 | 20 | 0 | 0 | 10 | 59 | - | - | 35 | 35 | 19,5 | 45 | 33 | 75 | 4 | 36 | 10 | 91 | - | - | 67 | 60 |
| Okt. " | | 25,1 | 82 | - | - | 0 | 0 | 7 | 70 | - | - | 33 | 37 | 20,1 | 31 | 40 | 66 | 10 | 59 | 12 | 100 | - | - | 82 | 53 |
| Nov. " | | 21,1 | 76 | - | - | 0 | 0 | 9 | 60 | - | - | 31 | 30 | 19,2 | 34 | 46 | 71 | 7 | 44 | 10 | 100 | - | - | 84 | 56 |
| Dez. " | | 11,9 | 52 | | | 0 | 0 | 10 | 53 | 0 | 0 | | | 8,8 | 19 | 47 | 64 | 7 | 44 | 16 | 94 | - | - | 79 | 51 |
| Jan. 58 | | 8,4 | 34 | | | | | | | | | | | 7,7 | 24 | | | | | | | | | | |
| Febr. " | | 6,4 | 38 | | | | | | | | | | | 5,3 | 29 | | | | | | | | | | |
| März " | | | | | | | | | | | | | | | | | | | | | | | | | |
| April " | | | | | | | | | | | | | | | | | | | | | | | | | |
| Mai " | | | | | | | | | | | | | | | | | | | | | | | | | |
| Juni " | | | | | | | | | | | | | | | | | | | | | | | | | |
| c) Insgesamt (a + b) | | | | | | | | | | | | | | c) Insgesamt (a + b) | | | | | | | | | | | |
| 1954 MD | | 9,1 | 100 | 4,2 | 100 | 11,2 | 100 | 14,3 | 100 | 8,4 | 100 | 47,0 | 100 | 31,1 | 100 | 29,8 | 100 | 34,1 | 100 | 3,9 | 100 | 0,0 | 100 | 98,4 | 100 |
| 1955 " | | 13,2 | | 5,9 | | 14,0 | | 12,9 | | 20,6 | | 66,6 | | 27,6 | | 35,0 | | 33,9 | | 3,6 | | 0,0 | | 100,0 | |
| 1956 " | | 21,7 | | 3,9 | | 12,7 | | 12,4 | | 9,9 | | 60,8 | | 21,3 | | 31,4 | | 24,7 | | 9,6 | | 0,0 | | 87,0 | |
| 1957 " x | | 21,3 | | | | 15,8 | | 16,6 | | 14,8 | | | | 43,3 | | 46,6 | | 22,0 | | 12,8 | | 0,0 | | 124,5 | |
| Juli 57 | | 24,5 | | 3 | | 16 | | 9 | | 14 | | 68 | | 35,8 | | 29 | | 28 | | 19 | | 0 | | 110 | |
| Aug. " | | 14,4 | | 2 | | 16 | | 20 | | 10 | | 64 | | 68,9 | | 52 | | 18 | | 14 | | - | | 152 | |
| Sept. " | | 29,1 | | 5 | | 16 | | 17 | | 30 | | 100 | | 43,8 | | 44 | | 11 | | 11 | | 0 | | 111 | |
| Okt. " | | 30,5 | | 3 | | 26 | | 10 | | 17 | | 88 | | 65,4 | | 61 | | 17 | | 12 | | 0 | | 156 | |
| Nov. " | | 27,9 | | 2 | | 21 | | 15 | | 36 | | 103 | | 57,1 | | 65 | | 16 | | 10 | | 0 | | 151 | |
| Dez. " | | 23,0 | | | | 22 | | 19 | | 8 | | | | 46,7 | | 74 | | 16 | | 17 | | 0 | | 154 | |
| Jan. 58 | | 25,0 | | | | | | | | | | | | 31,7 | | | | | | | | | | | |
| Febr. " | | 16,9 | | | | | | | | | | | | 18,0 | | | | | | | | | | | |
| März " | | | | | | | | | | | | | | | | | | | | | | | | | |
| April " | | | | | | | | | | | | | | | | | | | | | | | | | |
| Mai " | | | | | | | | | | | | | | | | | | | | | | | | | |
| Juni " | | | | | | | | | | | | | | | | | | | | | | | | | |

1) Einschl. Schweißisenpakete.

Quelle: Europäische Gemeinschaft für Kohle und Stahl. Für Bundesgebiet: Statistisches Bundesamt, Wiesbaden.

x) Teilweise vorläufige Zahlen.

Bestüge und Lieferungen
von/nach Ländern der Gemeinschaft bzw. dritten Ländern

23

| | | Warmbreitband (Coils) | | | | | | | | | | | | | | | | | | | | | | | |
|---|------|-----------------------|-----|-------------------|-----|-----------------|-----|---------|-----|-------------|-----|--------------|-----|---|-----|-------------------|-----|-----------------|-----|---------|-----|-------------|-----|--------------|-----|
| | | Bestügeländer | | | | | | | | | | | | Lieferländer | | | | | | | | | | | |
| | | Bundesrepublik | | Belgien-Luxemburg | | Frankreich-Saar | | Italien | | Niederlande | | Montan-Union | | Bundesrepublik | | Belgien-Luxemburg | | Frankreich-Saar | | Italien | | Niederlande | | Montan-Union | |
| | | 1000 t | % | 1000 t | % | 1000 t | % | 1000 t | % | 1000 t | % | 1000 t | % | 1000 t | % | 1000 t | % | 1000 t | % | 1000 t | % | 1000 t | % | 1000 t | % |
| a) Bestüge aus Ländern der Gemeinschaft | | | | | | | | | | | | | | a) Lieferungen in Länder der Gemeinschaft | | | | | | | | | | | |
| 1954 | W | 14,1 | 74 | 0,1 | 5 | 1,3 | 72 | 1,2 | 19 | 0,1 | 100 | 16,7 | 57 | 0,0 | 0 | 1,8 | 90 | 4,5 | 100 | 0,1 | 14 | 9,7 | 100 | 16,0 | 95 |
| 1955 | " | 22,2 | 77 | 0,7 | 50 | 5,9 | 91 | 0,1 | 2 | 0,7 | 100 | 29,7 | 69 | 0,7 | 64 | 5,9 | 95 | 9,4 | 100 | 1,6 | 73 | 10,2 | 100 | 27,8 | 96 |
| 1956 | " | 13,3 | 65 | 2,8 | 70 | 6,0 | 100 | 0,7 | 9 | - | - | 22,7 | 59 | 4,3 | 93 | 5,7 | 97 | 6,2 | 100 | 1,1 | 58 | 5,9 | 100 | 23,0 | 95 |
| 1957 | " x) | 16,6 | 60 | | | 9,6 | | 2,8 | | 0,0 | | | | 4,9 | 96 | 6,9 | 97 | 3,9 | 100 | 2,0 | 71 | 12,7 | | 30,3 | 97 |
| Juli | 57 | 17,1 | 51 | 1 | 33 | 15 | 100 | 3 | 27 | - | - | 35 | 57 | 5,3 | 100 | 5 | 100 | 3 | 100 | 5 | 83 | 16 | | 34 | 97 |
| Aug. | " | 15,7 | 42 | 3 | 75 | 7 | 100 | 3 | 23 | - | - | 29 | 47 | 3,7 | 100 | 5 | 100 | 5 | 100 | 3 | 50 | 13 | | 29 | 91 |
| Sept. | " | 20,0 | 67 | 3 | 60 | 9 | 100 | 4 | 27 | - | - | 37 | 63 | 3,9 | 95 | 10 | 100 | 3 | 100 | 2 | 67 | 17 | | 36 | 97 |
| Okt. | " | 18,7 | 56 | 3 | 60 | 15 | 100 | 3 | | 0 | 100 | 40 | 63 | 5,6 | 98 | 7 | 100 | 1 | 100 | 6 | 86 | 20 | | 39 | 95 |
| Nov. | " | 22,4 | 60 | | | | | | | - | | 39 | 58 | 7,6 | 100 | 8 | 100 | 1 | 100 | 4 | 100 | 20 | | 40 | 100 |
| Dez. | " | 15,3 | 57 | | | 15 | | 2 | | - | | | | 9,9 | 97 | 5 | 100 | 4 | 100 | 2 | 67 | 12 | | 34 | 97 |
| Jan. | 58 | 18,1 | 64 | | | | | | | | | | | 5,6 | 100 | | | | | | | | | | |
| Febr. | " | 21,9 | 78 | | | | | | | | | | | 9,8 | 99 | | | | | | | | | | |
| März | " | | | | | | | | | | | | | | | | | | | | | | | | |
| April | " | | | | | | | | | | | | | | | | | | | | | | | | |
| Mai | " | | | | | | | | | | | | | | | | | | | | | | | | |
| Juni | " | | | | | | | | | | | | | | | | | | | | | | | | |
| b) Einfuhr aus dritten Ländern | | | | | | | | | | | | | | b) Ausfuhr in dritte Länder | | | | | | | | | | | |
| 1954 | W | 4,9 | 26 | 1,8 | 95 | 0,5 | 28 | 5,2 | 81 | - | - | 12,5 | 43 | 0,1 | 100 | 0,2 | 10 | 0,0 | 0 | 0,6 | 86 | - | - | 0,8 | 5 |
| 1955 | " | 6,6 | 23 | 0,7 | 50 | 0,6 | 9 | 5,8 | 98 | - | - | 13,7 | 31 | 0,4 | 36 | 0,3 | 5 | 0,0 | 0 | 0,6 | 27 | - | - | 1,3 | 4 |
| 1956 | " | 7,2 | 35 | 1,2 | 30 | 0,0 | 0 | 7,3 | 91 | - | - | 15,7 | 41 | 0,3 | 7 | 0,2 | 3 | 0,0 | 0 | 0,8 | 42 | - | - | 1,3 | 5 |
| 1957 | " x) | 11,0 | 40 | | | 0,0 | | 9,6 | | - | - | | | 0,2 | 4 | 0,2 | 3 | 0,0 | 0 | 0,8 | 29 | - | - | 1,0 | 3 |
| Juli | 57 | 16,2 | 49 | 2 | 67 | - | - | 8 | 73 | - | - | 26 | 43 | - | - | - | - | 0 | 0 | 1 | 17 | - | - | 1 | 3 |
| Aug. | " | 21,7 | 58 | 1 | 25 | - | - | 10 | 77 | - | - | 33 | 53 | 0,0 | 0 | 0 | 0 | 0 | 0 | 3 | 50 | - | - | 3 | 9 |
| Sept. | " | 9,9 | 33 | 2 | 40 | - | - | 11 | 73 | - | - | 22 | 37 | 0,2 | 5 | - | - | 0 | 0 | 1 | 33 | - | - | 1 | 3 |
| Okt. | " | 14,7 | 44 | 2 | 40 | - | - | 10 | | - | - | 24 | 37 | 0,1 | 2 | 0 | 0 | 0 | 0 | 1 | 14 | - | - | 2 | 5 |
| Nov. | " | 14,8 | 40 | 2 | 33 | - | - | 11 | | - | - | 28 | 42 | 0,0 | 0 | - | - | 0 | 0 | 0 | 0 | - | - | 0 | 0 |
| Dez. | " | 11,4 | 43 | | | - | | 13 | | - | | | | 0,3 | 3 | 0 | 0 | 0 | 0 | 1 | 33 | - | - | 1 | 3 |
| Jan. | 58 | 10,2 | 36 | | | | | | | | | | | - | - | - | - | - | - | - | - | - | - | - | - |
| Febr. | " | 6,3 | 22 | | | | | | | | | | | 0,1 | 1 | | | | | | | | | | |
| März | " | | | | | | | | | | | | | | | | | | | | | | | | |
| April | " | | | | | | | | | | | | | | | | | | | | | | | | |
| Mai | " | | | | | | | | | | | | | | | | | | | | | | | | |
| Juni | " | | | | | | | | | | | | | | | | | | | | | | | | |
| c) Insgesamt (a + b) | | | | | | | | | | | | | | c) Insgesamt (a + b) | | | | | | | | | | | |
| 1954 | W | 19,0 | 100 | 1,9 | 100 | 1,8 | 100 | 6,4 | 100 | 0,1 | 100 | 29,2 | 100 | 0,1 | 100 | 2,0 | 100 | 4,5 | 100 | 0,7 | 100 | 9,7 | 100 | 16,8 | 100 |
| 1955 | " | 28,9 | | 1,3 | | 6,5 | | 5,9 | | 0,7 | | 43,3 | | 1,1 | | 6,2 | | 9,4 | | 2,2 | | 10,2 | | 29,1 | |
| 1956 | " | 20,5 | | 4,0 | | 6,0 | | 7,9 | | - | | 38,4 | | 4,6 | | 5,9 | | 6,2 | | 1,9 | | 5,9 | | 24,3 | |
| 1957 | " x) | 27,6 | | | | 9,6 | | 12,4 | | 0,0 | | | | 5,1 | | 7,1 | | 3,9 | | 2,8 | | 12,7 | | 31,3 | |
| Juli | 57 | 33,3 | | 3 | | 15 | | 11 | | - | | 61 | | 5,3 | | 5 | | 3 | | 6 | | 16 | | 35 | |
| Aug. | " | 37,4 | | 4 | | 7 | | 13 | | - | | 62 | | 3,7 | | 5 | | 5 | | 6 | | 13 | | 32 | |
| Sept. | " | 29,9 | | 5 | | 9 | | 15 | | - | | 59 | | 4,1 | | 10 | | 3 | | 3 | | 17 | | 37 | |
| Okt. | " | 33,4 | | 5 | | 15 | | 13 | | 0 | | 64 | | 5,7 | | 7 | | 1 | | 7 | | 20 | | 41 | |
| Nov. | " | 37,2 | | 6 | | 10 | | 15 | | - | | 67 | | 7,6 | | 8 | | 1 | | 4 | | 20 | | 40 | |
| Dez. | " | 26,7 | | | | 15 | | 15 | | - | | | | 10,2 | | 5 | | 4 | | 3 | | 12 | | 35 | |
| Jan. | 58 | 28,3 | | | | | | | | | | | | 5,6 | | | | | | | | | | | |
| Febr. | " | 28,2 | | | | | | | | | | | | 9,9 | | | | | | | | | | | |
| März | " | | | | | | | | | | | | | | | | | | | | | | | | |
| April | " | | | | | | | | | | | | | | | | | | | | | | | | |
| Mai | " | | | | | | | | | | | | | | | | | | | | | | | | |
| Juni | " | | | | | | | | | | | | | | | | | | | | | | | | |

Quelle: Europäische Gemeinschaft für Kohle und Stahl, für Bundesgebiet: Statistisches Bundesamt, Wiesbaden
x) Teilweise vorläufige Zahlen.

Bestüge und Lieferungen
von/nach Ländern der Gemeinschaft bzw. dritten Ländern

| Walzstahlfertigerzeugnisse 1) (S.25-30) | | | | | | | | | | | | | | | | | | | | | | | | | |
|---|-------|-------------------|------|-----------------|------|---------|------|-------------|-------|--------------|-------|--------|---|---|-----|-------------------|-----|-----------------|-----|---------|-----|-------------|-----|--------------|-----|
| Besugsländer | | | | | | | | | | | | | | Lieferländer | | | | | | | | | | | |
| Bundesrepublik | | Belgien-Luxemburg | | Frankreich-Saar | | Italien | | Niederlande | | Montan-Union | | | | Bundesrepublik | | Belgien-Luxemburg | | Frankreich-Saar | | Italien | | Niederlande | | Montan-Union | |
| 1000 t | % | 1000 t | % | 1000 t | % | 1000 t | % | 1000 t | % | 1000 t | % | 1000 t | % | 1000 t | % | 1000 t | % | 1000 t | % | 1000 t | % | 1000 t | % | 1000 t | % |
| a) Bestüge aus Ländern der Gemeinschaft | | | | | | | | | | | | | | a) Lieferungen in Länder der Gemeinschaft | | | | | | | | | | | |
| 1954 MD | 110,2 | 93 | 7,8 | 78 | 18,4 | 92 | 20,4 | 61 | 84,2 | 88 | 240,9 | 87 | | 29,6 | 24 | 127,4 | 38 | 83,2 | 35 | 0,3 | 9 | 5,3 | 27 | 246,1 | 35 |
| 1955 " | 169,5 | 93 | 9,2 | 74 | 34,3 | 94 | 14,7 | 54 | 95,3 | 88 | 321,0 | 88 | | 38,2 | 28 | 174,1 | 44 | 113,7 | 35 | 2,8 | 26 | 10,6 | 37 | 339,3 | 38 |
| 1956 " | 138,8 | 89 | 10,8 | 81 | 46,8 | 94 | 16,8 | 66 | 100,3 | 91 | 313,5 | 88 | | 49,3 | 24 | 163,9 | 37 | 92,2 | 31 | 2,5 | 10 | 10,1 | 36 | 318,7 | 32 |
| 1957 " x | 126,0 | 89 | | | 63,2 | 93 | 22,1 | 71 | 114,7 | 91 | | | | 71,6 | 27 | 160,3 | 39 | 93,8 | 33 | 3,5 | 11 | 12,3 | 40 | 340,8 | 33 |
| Juli 57 | 132,7 | 89 | 14 | 88 | 47 | 94 | 22 | 67 | 94 | 88 | 309 | 87 | | 69,5 | 23 | 119 | 36 | 93 | 33 | 1 | 3 | 13 | 45 | 298 | 31 |
| Aug. " | 135,4 | 90 | 15 | 88 | 54 | 96 | 21 | 70 | 114 | 90 | 337 | 89 | | 82,4 | 28 | 158 | 46 | 89 | 34 | 1 | 3 | 11 | 42 | 342 | 36 |
| Sept. " | 125,1 | 89 | 14 | 82 | 67 | 94 | 19 | 76 | 108 | 92 | 332 | 90 | | 73,9 | 28 | 169 | 45 | 93 | 38 | 1 | 6 | 13 | 48 | 349 | 38 |
| Okt. " | 145,3 | 91 | 12 | 86 | 84 | 93 | 24 | 75 | 130 | 92 | 394 | 90 | | 82,3 | 33 | 187 | 45 | 100 | 38 | 5 | 14 | 12 | 34 | 386 | 38 |
| Nov. " | 140,5 | 87 | 16 | 89 | 80 | 95 | 33 | 85 | 124 | 94 | 394 | 91 | | 88,8 | 34 | 188 | 47 | 100 | 39 | 6 | 19 | 14 | 40 | 396 | 40 |
| Dez. " | 141,7 | 84 | | | 94 | 96 | 22 | 71 | 99 | 96 | | | | 70,3 | 31 | 183 | 48 | 91 | 34 | 4 | 14 | 13 | 38 | 360 | 39 |
| Jan. 58 | 161,8 | 87 | | | | | | | | | | | | 64,5 | 33 | | | | | | | | | | |
| Febr. " | 149,3 | 83 | | | | | | | | | | | | 73,1 | 35 | | | | | | | | | | |
| März " | | | | | | | | | | | | | | | | | | | | | | | | | |
| April " | | | | | | | | | | | | | | | | | | | | | | | | | |
| Mai " | | | | | | | | | | | | | | | | | | | | | | | | | |
| Juni " | | | | | | | | | | | | | | | | | | | | | | | | | |
| b) Einfuhr aus dritten Ländern | | | | | | | | | | | | | | b) Ausfuhr in dritte Länder | | | | | | | | | | | |
| 1954 MD | 7,8 | 7 | 2,7 | 22 | 1,5 | 8 | 13,2 | 39 | 11,0 | 12 | 36,6 | 13 | | 91,3 | 76 | 193,5 | 62 | 151,7 | 65 | 3,0 | 91 | 14,3 | 73 | 454,2 | 65 |
| 1955 " | 13,0 | 7 | 3,3 | 26 | 2,2 | 6 | 12,3 | 46 | 13,3 | 12 | 43,6 | 12 | | 96,2 | 72 | 221,3 | 56 | 210,1 | 65 | 8,0 | 74 | 17,8 | 63 | 553,5 | 62 |
| 1956 " | 17,0 | 11 | 2,6 | 19 | 3,2 | 6 | 8,7 | 34 | 10,2 | 9 | 41,5 | 12 | | 156,0 | 76 | 274,2 | 63 | 205,5 | 69 | 21,7 | 90 | 18,0 | 64 | 674,4 | 68 |
| 1957 " x | 16,1 | 11 | | | 4,6 | 7 | 8,9 | 29 | 11,3 | 9 | | | | 192,2 | 73 | 251,4 | 61 | 192,0 | 67 | 27,4 | 89 | 18,7 | 60 | 678,3 | 67 |
| Juli 57 | 16,0 | 11 | 2 | 12 | 3 | 6 | 11 | 33 | 13 | 12 | 45 | 13 | | 228,6 | 77 | 213 | 64 | 187 | 67 | 29 | 97 | 16 | 55 | 673 | 69 |
| Aug. " | 15,3 | 10 | 2 | 12 | 2 | 4 | 9 | 30 | 13 | 10 | 41 | 11 | | 216,2 | 72 | 182 | 54 | 173 | 66 | 31 | 97 | 15 | 58 | 617 | 64 |
| Sept. " | 15,9 | 11 | 3 | 18 | 4 | 6 | 6 | 24 | 9 | 8 | 38 | 10 | | 188,2 | 72 | 206 | 55 | 153 | 62 | 16 | 94 | 14 | 52 | 577 | 62 |
| Okt. " | 14,8 | 9 | 2 | 14 | 6 | 7 | 8 | 25 | 12 | 8 | 44 | 10 | | 169,2 | 67 | 233 | 55 | 164 | 62 | 30 | 86 | 23 | 66 | 623 | 62 |
| Nov. " | 20,5 | 13 | 2 | 11 | 4 | 5 | 6 | 15 | 8 | 6 | 39 | 9 | | 169,8 | 66 | 209 | 53 | 159 | 61 | 25 | 81 | 21 | 60 | 583 | 60 |
| Dez. " | 26,4 | 16 | | | 4 | 4 | 9 | 29 | 4 | 4 | | | | 153,0 | 69 | 196 | 52 | 174 | 66 | 25 | 86 | 21 | 62 | 568 | 60 |
| Jan. 58 | 24,9 | 13 | | | | | | | | | | | | 132,0 | 67 | | | | | | | | | | |
| Febr. " | 30,3 | 17 | | | | | | | | | | | | 138,3 | 65 | | | | | | | | | | |
| März " | | | | | | | | | | | | | | | | | | | | | | | | | |
| April " | | | | | | | | | | | | | | | | | | | | | | | | | |
| Mai " | | | | | | | | | | | | | | | | | | | | | | | | | |
| Juni " | | | | | | | | | | | | | | | | | | | | | | | | | |
| c) Insgesamt (a + b) | | | | | | | | | | | | | | c) Insgesamt (a + b) | | | | | | | | | | | |
| 1954 MD | 118,0 | 100 | 10,0 | 100 | 19,9 | 100 | 33,6 | 100 | 95,2 | 100 | 277,5 | 100 | | 120,8 | 100 | 320,9 | 100 | 234,9 | 100 | 3,3 | 100 | 19,6 | 100 | 700,3 | 100 |
| 1955 " | 182,5 | | 12,4 | | 36,5 | | 27,0 | | 108,6 | | 364,6 | | | 134,4 | | 395,4 | | 323,8 | | 10,8 | | 28,4 | | 892,8 | |
| 1956 " | 155,8 | | 13,4 | | 50,0 | | 25,5 | | 110,5 | | 355,0 | | | 205,3 | | 438,1 | | 297,7 | | 24,2 | | 28,1 | | 993,1 | |
| 1957 " x | 142,1 | | | | 67,8 | | 31,0 | | 126,0 | | | | | 263,5 | | 411,7 | | 285,8 | | 30,9 | | 31,0 | | 1019,1 | |
| Juli 57 | 148,7 | | 16 | | 50 | | 33 | | 107 | | 354 | | | 298,1 | | 332 | | 280 | | 30 | | 29 | | 971 | |
| Aug. " | 150,7 | | 17 | | 56 | | 30 | | 127 | | 378 | | | 298,6 | | 340 | | 262 | | 32 | | 26 | | 957 | |
| Sept. " | 141,0 | | 17 | | 71 | | 25 | | 117 | | 370 | | | 262,1 | | 375 | | 246 | | 17 | | 27 | | 926 | |
| Okt. " | 160,1 | | 14 | | 90 | | 32 | | 142 | | 438 | | | 251,5 | | 420 | | 264 | | 35 | | 35 | | 1009 | |
| Nov. " | 161,0 | | 18 | | 84 | | 39 | | 132 | | 433 | | | 258,6 | | 397 | | 259 | | 31 | | 35 | | 979 | |
| Dez. " | 168,1 | | | | 98 | | 31 | | 103 | | | | | 223,3 | | 379 | | 265 | | 29 | | 34 | | 928 | |
| Jan. 58 | 186,7 | | | | | | | | | | | | | 196,5 | | | | | | | | | | | |
| Febr. " | 179,6 | | | | | | | | | | | | | 211,4 | | | | | | | | | | | |
| März " | | | | | | | | | | | | | | | | | | | | | | | | | |
| April " | | | | | | | | | | | | | | | | | | | | | | | | | |
| Mai " | | | | | | | | | | | | | | | | | | | | | | | | | |
| Juni " | | | | | | | | | | | | | | | | | | | | | | | | | |

1) Einschl. weiterverarbeitete Walzstahlfertigerzeugnisse. Soweit Angaben verfügbar sind, einschl. Vormaterial für Röhren. 2) Einschl. Warmbreitband.

Quelle: Europäische Gemeinschaft für Kohle und Stahl. Für Bundesgebiet: Statistisches Bundesamt, Wiesbaden.

x) Teilweise vorläufige Zahlen.

Bestüge und Lieferungen -
von/nach Ländern der Gemeinschaft bzw. dritten Ländern

25

| Oberbaumaterial | | | | | | | | | | | | | | | | | | | | | | | | | |
|--|----------------|-----|-------------------|-----|-----------------|-----|---------|-----|-------------|-----|--------------|-----|--------|--|-----|-------------------|-----|-----------------|-----|---------|-----|-------------|-----|--------------|-----|
| | Bezugsländer | | | | | | | | | | | | | Lieferländer | | | | | | | | | | | |
| | Bundesrepublik | | Belgien-Luxemburg | | Frankreich-Saar | | Italien | | Niederlande | | Montan-Union | | | Bundesrepublik | | Belgien-Luxemburg | | Frankreich-Saar | | Italien | | Niederlande | | Montan-Union | |
| | 1000 t | % | 1000 t | % | 1000 t | % | 1000 t | % | 1000 t | % | 1000 t | % | 1000 t | 1000 t | % | 1000 t | % | 1000 t | % | 1000 t | % | 1000 t | % | 1000 t | % |
| a) Bestüge aus Ländern der Gemeinschaft | | | | | | | | | | | | | | a) Lieferungen in Länder der Gemeinschaft | | | | | | | | | | | |
| 1954 MD | 2,6 | 100 | 0,1 | 100 | 0,1 | 100 | 1,3 | 100 | 6,0 | 100 | 9,9 | 100 | | 4,4 | 37 | 2,8 | 32 | 5,3 | 33 | 0,0 | 0 | 0,3 | 75 | 12,8 | 35 |
| 1955 " | 3,5 | 100 | 0,1 | 100 | 0,2 | ↓ | 1,7 | 100 | 5,8 | 85 | 11,2 | 92 | | 6,5 | 37 | 1,6 | 17 | 10,3 | 36 | 0,0 | . | 1,2 | 75 | 19,5 | 34 |
| 1956 " | 0,5 | 98 | 0,2 | 100 | 0,2 | 29 | 1,7 | 81 | 5,5 | 100 | 8,1 | 90 | | 8,7 | 42 | 1,0 | 7 | 4,8 | 20 | 0,0 | 0 | 0,1 | 11 | 14,6 | 24 |
| 1957 " x) | 1,3 | 100 | | | 0,2 | 50 | 1,7 | 89 | 5,4 | 100 | | | | 6,4 | 31 | 1,3 | 8 | 3,3 | 15 | 0,0 | 0 | 0,2 | 25 | 11,4 | 18 |
| Juli 57 | 2,2 | 100 | 0 | . | 0 | 100 | 2 | 100 | 4 | 100 | 9 | 100 | | 5,8 | 27 | 1 | 8 | 4 | 17 | - | - | 1 | 100 | 11 | 17 |
| Aug. " | 2,4 | 100 | 0 | 100 | 0 | 100 | 2 | 100 | 3 | 100 | 8 | 100 | | 10,1 | 35 | 1 | 10 | 3 | 14 | 0 | 0 | 0 | . | 15 | 22 |
| Sept. " | 1,5 | 100 | 0 | . | 0 | 0 | 1 | 100 | 8 | 100 | 11 | 92 | | 4,0 | 18 | 1 | 7 | 4 | 22 | - | - | 0 | . | 9 | 16 |
| Okt. " | 2,5 | 100 | 0 | 100 | 0 | . | 4 | 80 | 6 | 100 | 13 | 93 | | 4,3 | 21 | 0 | 0 | 4 | 18 | 0 | 0 | 0 | . | 10 | 16 |
| Nov. " | 1,1 | 92 | 0 | 100 | 0 | 100 | 4 | 100 | 3 | 100 | 7 | 100 | | 6,4 | 30 | 1 | 8 | 3 | 21 | - | - | 1 | 100 | 12 | 23 |
| Dez. " | 0,4 | 100 | | | 0 | . | 4 | 100 | 3 | 100 | | | | 4,6 | 26 | 1 | 8 | 1 | 5 | - | - | 0 | . | 8 | 13 |
| Jan. 58 | 1,5 | 100 | | | | | | | | | | | | 2,7 | 23 | | | | | | | | | | |
| Febr. " | 0,3 | 100 | | | | | | | | | | | | 6,4 | 37 | | | | | | | | | | |
| März " | | | | | | | | | | | | | | | | | | | | | | | | | |
| April " | | | | | | | | | | | | | | | | | | | | | | | | | |
| Mai " | | | | | | | | | | | | | | | | | | | | | | | | | |
| Juni " | | | | | | | | | | | | | | | | | | | | | | | | | |
| b) Einfuhr aus dritten Ländern | | | | | | | | | | | | | | b) Ausfuhr in dritte Länder | | | | | | | | | | | |
| 1954 MD | - | - | - | - | 0,0 | . | 0,0 | . | 0,0 | . | 0,0 | . | | 7,4 | 63 | 6,0 | 68 | 10,7 | 67 | 0,1 | 100 | 0,1 | 25 | 24,2 | 65 |
| 1955 " | 0,0 | 0 | 0,0 | 0 | 0,0 | 0 | 0,0 | 0 | 1,0 | 15 | 1,0 | 8 | | 11,1 | 63 | 7,7 | 83 | 18,2 | 64 | 0,0 | . | 0,4 | 25 | 37,5 | 66 |
| 1956 " | 0,0 | 2 | 0,0 | 0 | 0,5 | 71 | 0,4 | 19 | 0,0 | 0 | 0,9 | 10 | | 11,8 | 58 | 13,9 | 93 | 18,8 | 80 | 0,3 | 100 | 0,8 | 89 | 45,7 | 76 |
| 1957 " x) | 0,0 | 0 | | | 0,2 | 50 | 0,2 | 11 | 0,0 | 0 | | | | 14,4 | 69 | 14,3 | 92 | 18,3 | 85 | 3,5 | 100 | 0,6 | 75 | 50,8 | 82 |
| Juli 57 | - | - | 0 | . | - | - | - | - | - | - | 0 | 0 | | 15,4 | 73 | 12 | 92 | 20 | 83 | 5 | 100 | 0 | 0 | 52 | 83 |
| Aug. " | - | - | - | - | - | - | - | - | - | - | - | - | | 19,1 | 65 | 9 | 90 | 19 | 86 | 6 | 100 | 0 | . | 53 | 78 |
| Sept. " | 0,0 | 0 | 0 | . | 1 | 100 | - | - | 0 | 0 | 1 | 8 | | 18,6 | 82 | 14 | 93 | 14 | 78 | 2 | 100 | 0 | . | 49 | 84 |
| Okt. " | - | - | - | - | 0 | . | 1 | 20 | 0 | 0 | 1 | 7 | | 16,3 | 79 | 15 | 100 | 18 | 82 | 3 | 100 | 0 | . | 53 | 84 |
| Nov. " | 0,1 | 8 | - | - | - | - | 0 | 0 | - | - | 0 | 0 | | 15,2 | 70 | 11 | 92 | 11 | 79 | 3 | 100 | 0 | 0 | 41 | 77 |
| Dez. " | 0,0 | 0 | | | 0 | . | 0 | 0 | 0 | 0 | | | | 13,4 | 74 | 11 | 92 | 20 | 95 | 7 | 100 | 0 | . | 52 | 87 |
| Jan. 58 | - | - | | | | | | | | | | | | 9,0 | 77 | | | | | | | | | | |
| Febr. " | - | -- | | | | | | | | | | | | 11,1 | 63 | | | | | | | | | | |
| März " | | | | | | | | | | | | | | | | | | | | | | | | | |
| April " | | | | | | | | | | | | | | | | | | | | | | | | | |
| Mai " | | | | | | | | | | | | | | | | | | | | | | | | | |
| Juni " | | | | | | | | | | | | | | | | | | | | | | | | | |
| c) Insgesamt (a + b) | | | | | | | | | | | | | | c) Insgesamt (a + b) | | | | | | | | | | | |
| 1954 MD | 2,6 | 100 | 0,1 | 100 | 0,1 | 100 | 1,3 | 100 | 6,0 | 100 | 9,9 | 100 | | 11,8 | 100 | 8,8 | 100 | 16,0 | 100 | 0,1 | 100 | 0,4 | 100 | 37,0 | 100 |
| 1955 " | 3,5 | | 0,1 | | 0,2 | | 1,7 | | 6,8 | | 12,2 | | | 17,6 | | 9,3 | | 28,5 | | 0,0 | | 1,6 | | 57,0 | |
| 1956 " | 0,5 | | 0,2 | | 0,7 | | 2,1 | | 5,5 | | 9,0 | | | 20,5 | | 14,9 | | 23,6 | | 0,3 | | 0,9 | | 60,3 | |
| 1957 " x) | 1,3 | | | | 0,4 | | 1,9 | | 5,4 | | | | | 20,8 | | 15,6 | | 21,6 | | 3,5 | | 0,8 | | 62,2 | |
| Juli 57 | 2,2 | | 0 | | 0 | | 2 | | 4 | | 9 | | | 21,2 | | 13 | | 24 | | 5 | | 1 | | 63 | |
| Aug. " | 2,4 | | 0 | | 0 | | 2 | | 3 | | 8 | | | 29,2 | | 10 | | 22 | | 6 | | 0 | | 68 | |
| Sept. " | 1,5 | | 0 | | 1 | | 1 | | 8 | | 12 | | | 22,6 | | 15 | | 18 | | 2 | | 0 | | 58 | |
| Okt. " | 2,5 | | 0 | | 0 | | 5 | | 6 | | 14 | | | 20,6 | | 15 | | 22 | | 3 | | 0 | | 63 | |
| Nov. " | 1,2 | | 0 | | 0 | | 4 | | 3 | | 7 | | | 21,6 | | 12 | | 14 | | 3 | | 1 | | 53 | |
| Dez. " | 0,4 | | | | 0 | | 4 | | 3 | | | | | 18,0 | | 12 | | 21 | | 7 | | 0 | | 60 | |
| Jan. 58 | 1,5 | | | | | | | | | | | | | 11,7 | | | | | | | | | | | |
| Febr. " | 0,3 | | | | | | | | | | | | | 17,5 | | | | | | | | | | | |
| März " | | | | | | | | | | | | | | | | | | | | | | | | | |
| April " | | | | | | | | | | | | | | | | | | | | | | | | | |
| Mai " | | | | | | | | | | | | | | | | | | | | | | | | | |
| Juni " | | | | | | | | | | | | | | | | | | | | | | | | | |

x) Teilweise vorläufige Zahlen.

Bestüge und Lieferungen
von/nach Ländern der Gemeinschaft bzw. dritten Ländern

| Schwere und leichte Profile | | | | | | | | | | | | | | | | | | | | | | | | |
|---|------|-------------------|-----|-----------------|------|---------|-----|-------------|------|--------------|-------|---|-------|-------------------|-------|-----------------|-------|---------|------|-------------|-----|--------------|-------|----|
| Bezugsländer | | | | | | | | | | | | Lieferländer | | | | | | | | | | | | |
| Bundesrepublik | | Belgien-Luxemburg | | Frankreich-Saar | | Italien | | Niederlande | | Montan-Union | | Bundesrepublik | | Belgien-Luxemburg | | Frankreich-Saar | | Italien | | Niederlande | | Montan-Union | | |
| 1000 t | % | 1000 t | % | 1000 t | % | 1000 t | % | 1000 t | % | 1000 t | % | 1000 t | % | 1000 t | % | 1000 t | % | 1000 t | % | 1000 t | % | 1000 t | % | |
| a) Bestüge aus Ländern der Gemeinschaft | | | | | | | | | | | | a) Lieferungen in Länder der Gemeinschaft | | | | | | | | | | | | |
| 1954 MD | 55,8 | 99 | 2,2 | 92 | 3,3 | 87 | 6,8 | 89 | 45,2 | 96 | 113,7 | 96 | 12,5 | 23 | 66,8 | 38 | 36,5 | 32 | 0,0 | . | 0,1 | 7 | 116,3 | 33 |
| 1955 " | 89,0 | 98 | 2,8 | 90 | 7,2 | 91 | 3,8 | 76 | 53,0 | 95 | 156,2 | 95 | 12,1 | 22 | 92,1 | 42 | 54,0 | 33 | 0,0 | 0 | 0,6 | 32 | 159,1 | 36 |
| 1956 " | 72,2 | 96 | 4,5 | 90 | 10,5 | 91 | 3,5 | 76 | 56,8 | 95 | 147,9 | 94 | 15,7 | 21 | 79,2 | 33 | 46,6 | 32 | 0,8 | 5 | 1,2 | 33 | 143,8 | 30 |
| 1957 " x | 59,0 | 97 | | | 17,4 | 94 | 6,0 | 83 | 63,7 | 95 | | | 24,4 | 24 | 74,7 | 33 | 46,5 | 34 | 0,3 | 3 | 1,5 | 45 | 147,4 | 31 |
| Juli 57 | 57,4 | 96 | 4 | 100 | 14 | 93 | 7 | 88 | 56 | 95 | 138 | 95 | 24,1 | 20 | 56 | 27 | 46 | 32 | 0 | 0 | 0 | 0 | 128 | 27 |
| Aug. " | 62,8 | 98 | 5 | 100 | 13 | 93 | 5 | 83 | 65 | 96 | 151 | 96 | 25,9 | 24 | 78 | 43 | 44 | 36 | 0 | 0 | 1 | 100 | 148 | 35 |
| Sept. " | 59,5 | 98 | 4 | 80 | 21 | 95 | 8 | 80 | 59 | 95 | 153 | 94 | 23,8 | 25 | 81 | 41 | 44 | 38 | 1 | 17 | 1 | 50 | 152 | 37 |
| Okt. " | 64,7 | 98 | 3 | 100 | 26 | 96 | 6 | 86 | 72 | 96 | 175 | 96 | 28,9 | 32 | 100 | 44 | 48 | 44 | 1 | 8 | 1 | 33 | 178 | 40 |
| Nov. " | 66,9 | 96 | 4 | 100 | 27 | 96 | 9 | 90 | 72 | 96 | 178 | 95 | 33,4 | 34 | 90 | 46 | 50 | 42 | 0 | 0 | 1 | 33 | 174 | 41 |
| Dez. " | 66,9 | 96 | | | 29 | 100 | 6 | 86 | 52 | 96 | | | 22,6 | 29 | 82 | 44 | 45 | 42 | 0 | 0 | 1 | 100 | 152 | 40 |
| Jan. 58 | 79,6 | 99 | | | | | | | | | | | 20,7 | 32 | | | | | | | | | | |
| Febr. " | 70,3 | 99 | | | | | | | | | | | 19,7 | 34 | | | | | | | | | | |
| März " | | | | | | | | | | | | | | | | | | | | | | | | |
| April " | | | | | | | | | | | | | | | | | | | | | | | | |
| Mai " | | | | | | | | | | | | | | | | | | | | | | | | |
| Juni " | | | | | | | | | | | | | | | | | | | | | | | | |
| b) Einfuhr aus dritten Ländern | | | | | | | | | | | | b) Ausfuhr in dritte Länder | | | | | | | | | | | | |
| 1954 MD | 0,4 | 1 | 0,2 | 8 | 0,5 | 13 | 0,8 | 11 | 2,2 | 4 | 4,7 | 4 | 42,5 | 77 | 110,4 | 62 | 75,7 | 68 | 1,8 | 100 | 1,3 | 93 | 231,6 | 67 |
| 1955 " | 1,6 | 2 | 0,3 | 10 | 0,7 | 9 | 1,2 | 24 | 2,8 | 5 | 7,5 | 5 | 41,7 | 78 | 125,2 | 58 | 109,3 | 67 | 2,3 | 100 | 1,3 | 68 | 279,7 | 64 |
| 1956 " | 2,8 | 4 | 0,5 | 10 | 1,0 | 9 | 1,1 | 24 | 2,7 | 5 | 8,7 | 6 | 60,7 | 79 | 160,0 | 67 | 101,2 | 68 | 14,3 | 95 | 2,4 | 67 | 338,8 | 70 |
| 1957 " x | 1,6 | 3 | | | 1,1 | 6 | 1,2 | 17 | 3,1 | 5 | | | 77,7 | 76 | 148,7 | 67 | 91,7 | 66 | 10,6 | 97 | 1,8 | 55 | 330,5 | 69 |
| Juli 57 | 2,3 | 4 | 0 | 0 | 1 | 7 | 1 | 12 | 3 | 5 | 8 | 5 | 98,9 | 80 | 148 | 73 | 96 | 68 | 4 | 100 | 1 | 100 | 347 | 73 |
| Aug. " | 1,4 | 2 | 0 | 0 | 1 | 7 | 1 | 17 | 3 | 4 | 7 | 4 | 84,0 | 76 | 104 | 57 | 77 | 64 | 14 | 100 | 0 | 0 | 280 | 65 |
| Sept. " | 1,5 | 2 | 1 | 20 | 1 | 5 | 2 | 20 | 3 | 5 | 10 | 6 | 72,1 | 75 | 116 | 59 | 71 | 62 | 5 | 83 | 1 | 50 | 264 | 63 |
| Okt. " | 1,2 | 2 | 0 | 0 | 1 | 4 | 1 | 14 | 3 | 4 | 7 | 4 | 61,1 | 68 | 125 | 56 | 62 | 56 | 12 | 92 | 2 | 67 | 263 | 60 |
| Nov. " | 3,1 | 4 | 0 | 0 | 1 | 4 | 1 | 10 | 3 | 4 | 10 | 5 | 64,4 | 66 | 105 | 54 | 69 | 58 | 9 | 100 | 2 | 67 | 250 | 59 |
| Dez. " | 2,7 | 4 | | | 0 | 0 | 1 | 14 | 2 | 4 | | | 56,4 | 71 | 106 | 56 | 63 | 58 | 4 | 100 | 0 | 0 | 232 | 60 |
| Jan. 58 | 1,1 | 1 | | | | | | | | | | | 43,0 | 68 | | | | | | | | | | |
| Febr. " | 0,8 | 1 | | | | | | | | | | | 38,1 | 66 | | | | | | | | | | |
| März " | | | | | | | | | | | | | | | | | | | | | | | | |
| April " | | | | | | | | | | | | | | | | | | | | | | | | |
| Mai " | | | | | | | | | | | | | | | | | | | | | | | | |
| Juni " | | | | | | | | | | | | | | | | | | | | | | | | |
| c) Insgesamt (a + b) | | | | | | | | | | | | c) Insgesamt (a + b) | | | | | | | | | | | | |
| 1954 MD | 56,2 | 100 | 2,4 | 100 | 3,8 | 100 | 7,6 | 100 | 47,2 | 100 | 118,4 | 100 | 54,9 | 100 | 177,2 | 100 | 112,2 | 1,8 | 100 | 1,4 | 100 | 347,9 | 100 | |
| 1955 " | 90,6 | | 3,1 | | 7,9 | | 5,0 | | 55,8 | | 163,7 | | 53,8 | | 217,3 | | 163,3 | 2,3 | | 1,9 | | 438,8 | | |
| 1956 " | 75,0 | | 5,0 | | 11,5 | | 4,6 | | 59,5 | | 156,6 | | 76,4 | | 239,2 | | 147,8 | 15,1 | | 3,6 | | 482,6 | | |
| 1957 " x | 60,6 | | | | 18,5 | | 7,2 | | 66,8 | | | | 102,1 | | 223,4 | | 138,2 | 10,9 | | 3,3 | | 477,9 | | |
| Juli 57 | 59,7 | | 4 | | 15 | | 8 | | 59 | | 146 | | 123,0 | | 204 | | 142 | 4 | | 1 | | 475 | | |
| Aug. " | 64,2 | | 5 | | 14 | | 6 | | 68 | | 158 | | 109,9 | | 182 | | 121 | 14 | | 1 | | 428 | | |
| Sept. " | 61,0 | | 5 | | 22 | | 10 | | 62 | | 163 | | 95,9 | | 197 | | 115 | 6 | | 2 | | 416 | | |
| Okt. " | 65,9 | | 3 | | 27 | | 7 | | 75 | | 182 | | 90,0 | | 225 | | 110 | 13 | | 3 | | 441 | | |
| Nov. " | 70,0 | | 4 | | 28 | | 10 | | 75 | | 188 | | 97,8 | | 195 | | 119 | 9 | | 3 | | 424 | | |
| Dez. " | 69,6 | | | | 29 | | 7 | | 54 | | | | 79,0 | | 188 | | 108 | 4 | | 1 | | 384 | | |
| Jan. 58 | 80,7 | | | | | | | | | | | | 63,7 | | | | | | | | | | | |
| Febr. " | 71,1 | | | | | | | | | | | | 57,8 | | | | | | | | | | | |
| März " | | | | | | | | | | | | | | | | | | | | | | | | |
| April " | | | | | | | | | | | | | | | | | | | | | | | | |
| Mai " | | | | | | | | | | | | | | | | | | | | | | | | |
| Juni " | | | | | | | | | | | | | | | | | | | | | | | | |

x) Teilweise vorläufige Zahlen.

Bestüge und Lieferungen
von/nach Ländern der Gemeinschaft bzw. dritten Ländern

27

Walzdraht

| | Besugeländer | | | | | | | | | | | | Lieferländer | | | | | | | | | | | |
|---|----------------|-----|-------------------|-----|-----------------|-----|---------|-----|-------------|-----|--------------|---|----------------|-----|-------------------|-----|-----------------|-----|---------|-----|-------------|-----|--------------|-----|
| | Bundesrepublik | | Belgien-Luxemburg | | Frankreich-Saar | | Italien | | Niederlande | | Montan-Union | | Bundesrepublik | | Belgien-Luxemburg | | Frankreich-Saar | | Italien | | Niederlande | | Montan-Union | |
| | 1000 t | % | 1000 t | % | 1000 t | % | 1000 t | % | 1000 t | % | 1000 t | % | 1000 t | % | 1000 t | % | 1000 t | % | 1000 t | % | 1000 t | % | 1000 t | % |
| a) Bestüge aus Ländern der Gemeinschaft | | | | | | | | | | | | a) Lieferungen in Länder der Gemeinschaft | | | | | | | | | | | | |
| 1954 MD | 15,9 | 96 | 1,5 | 94 | 1,8 | 100 | 0,8 | 38 | 6,7 | 100 | 26,4 | 95 | 3,2 | 29 | 16,0 | 75 | 6,3 | 41 | 0,0 | . | 0,9 | 41 | 26,3 | 52 |
| 1955 " | 16,8 | 89 | 1,2 | 80 | 2,0 | 100 | 0,3 | 27 | 7,1 | | 26,8 | 92 | 2,6 | 22 | 16,4 | 72 | 6,6 | 40 | 0,0 | 0 | 1,2 | 50 | 26,5 | 49 |
| 1956 " | 17,0 | 91 | 1,8 | 95 | 2,0 | 100 | 0,2 | 25 | 6,4 | | 27,0 | 94 | 3,6 | 26 | 15,8 | 66 | 7,5 | 45 | 0,0 | 0 | 1,2 | 31 | 27,7 | 47 |
| 1957 " x | 17,1 | 92 | | | 1,2 | 100 | 0,2 | 25 | 7,8 | 99 | | | 4,3 | 28 | 14,5 | 74 | 8,8 | 45 | 0,0 | 0 | 1,5 | | 28,7 | 50 |
| Juli 57 | 23,4 | 95 | 3 | 100 | 1 | 100 | 0 | 0 | 5 | 100 | 32 | 94 | 5,0 | 27 | 12 | 71 | 9 | 43 | - | - | 2 | 67 | 29 | 43 |
| Aug. " | 16,7 | 95 | 2 | 100 | 1 | 100 | 0 | . | 9 | | 29 | 97 | 5,2 | 25 | 17 | 77 | 8 | 36 | - | - | 1 | 100 | 31 | 47 |
| Sept. " | 14,7 | 92 | 3 | 100 | 1 | 100 | 0 | . | 5 | | 23 | 96 | 4,1 | 28 | 12 | 67 | 9 | 50 | 0 | 0 | 1 | 50 | 26 | 49 |
| Okt. " | 18,2 | 94 | 2 | 100 | 2 | 100 | 0 | 0 | 7 | | 30 | 97 | 4,8 | 29 | 14 | 70 | 9 | 39 | 0 | . | 1 | 50 | 30 | 48 |
| Nov. " | 18,0 | 93 | 2 | 100 | 2 | 100 | 0 | 0 | 8 | | 30 | 97 | 4,1 | 30 | 17 | 85 | 8 | 40 | - | - | 2 | 67 | 31 | 55 |
| Dez. " | 19,7 | 82 | | | 1 | 100 | 0 | 0 | 7 | | | | 3,9 | 30 | 15 | 79 | 11 | 48 | - | - | 2 | 67 | 31 | 54 |
| Jan. 58 | 19,5 | 95 | | | | | | | | | | | 4,3 | 33 | | | | | | | | | | |
| Febr. " | 19,6 | 92 | | | | | | | | | | | 5,8 | 41 | | | | | | | | | | |
| März " | | | | | | | | | | | | | | | | | | | | | | | | |
| April " | | | | | | | | | | | | | | | | | | | | | | | | |
| Mai " | | | | | | | | | | | | | | | | | | | | | | | | |
| Juni " | | | | | | | | | | | | | | | | | | | | | | | | |
| b) Einfuhr aus dritten Ländern | | | | | | | | | | | | b) Ausfuhr in dritte Länder | | | | | | | | | | | | |
| 1954 MD | 0,6 | 4 | 0,1 | 6 | 0,0 | 0 | 1,3 | 62 | - | - | 1,5 | 5 | 8,0 | 71 | 5,4 | 25 | 9,2 | 59 | 0,0 | . | 1,3 | 59 | 23,9 | 48 |
| 1955 " | 2,0 | 11 | 0,3 | 20 | 0,0 | 0 | 0,8 | 73 | 0,0 | 0 | 2,4 | 8 | 9,1 | 78 | 6,3 | 28 | 9,8 | 60 | 1,0 | 100 | 1,3 | 50 | 27,4 | 51 |
| 1956 " | 1,7 | 9 | 0,1 | 5 | 0,0 | 0 | 0,6 | 75 | 0,0 | 0 | 1,7 | 6 | 10,4 | 74 | 8,3 | 34 | 9,1 | 55 | 0,7 | 100 | 2,7 | 69 | 31,0 | 53 |
| 1957 " x | 1,4 | 8 | | | 0,0 | 0 | 0,6 | 75 | 0,1 | 1 | | | 10,9 | 72 | 5,1 | 26 | 10,7 | 55 | 1,3 | 100 | 1,2 | | 28,8 | 50 |
| Juli 57 | 1,3 | 5 | 0 | 0 | - | - | 1 | 100 | 0 | 0 | 2 | 6 | 13,8 | 73 | 5 | 29 | 12 | 57 | 7 | 100 | 1 | 33 | 38 | 57 |
| Aug. " | 0,8 | 5 | 0 | 0 | 0 | 0 | 0 | . | - | - | 1 | 3 | 15,4 | 75 | 5 | 23 | 14 | 64 | 1 | 100 | 0 | 0 | 35 | 53 |
| Sept. " | 1,2 | 8 | 0 | 0 | - | - | 0 | . | - | - | 1 | 4 | 10,6 | 72 | 6 | 33 | 9 | 50 | 1 | 100 | 1 | 50 | 27 | 51 |
| Okt. " | 1,2 | 6 | 0 | 0 | - | - | 1 | 100 | - | - | 1 | 3 | 11,5 | 71 | 6 | 30 | 14 | 61 | 0 | . | 1 | 50 | 32 | 52 |
| Nov. " | 1,3 | 7 | 0 | 0 | - | - | 1 | 100 | - | - | 1 | 3 | 9,5 | 70 | 3 | 15 | 12 | 60 | 0 | 100 | 1 | 33 | 25 | 45 |
| Dez. " | 4,4 | 18 | | | - | - | 1 | 100 | - | - | | | 9,0 | 70 | 4 | 21 | 12 | 52 | 0 | 100 | 1 | 33 | 26 | 46 |
| Jan. 58 | 1,0 | 5 | | | | | | | | | | | 8,8 | 67 | | | | | | | | | | |
| Febr. " | 1,6 | 8 | | | | | | | | | | | 8,5 | 59 | | | | | | | | | | |
| März " | | | | | | | | | | | | | | | | | | | | | | | | |
| April " | | | | | | | | | | | | | | | | | | | | | | | | |
| Mai " | | | | | | | | | | | | | | | | | | | | | | | | |
| Juni " | | | | | | | | | | | | | | | | | | | | | | | | |
| c) Insgesamt (a + b) | | | | | | | | | | | | c) Insgesamt (a + b) | | | | | | | | | | | | |
| 1954 MD | 16,5 | 100 | 1,6 | 100 | 1,8 | 100 | 2,1 | 100 | 6,7 | 100 | 27,9 | 100 | 11,3 | 100 | 21,4 | 100 | 15,5 | 100 | 0,0 | 100 | 2,2 | 100 | 50,2 | 100 |
| 1955 " | 18,8 | | 1,5 | | 2,0 | | 1,1 | | 7,1 | | 29,2 | | 11,7 | | 22,7 | | 16,4 | | 1,0 | | 2,4 | | 53,9 | |
| 1956 " | 18,7 | | 1,9 | | 2,0 | | 0,8 | | 6,4 | | 28,7 | | 14,0 | | 24,1 | | 16,6 | | 0,7 | | 3,9 | | 58,7 | |
| 1957 " x | 18,5 | | | | 1,2 | | 0,8 | | 7,9 | | | | 15,2 | | 19,6 | | 19,5 | | 1,3 | | 2,7 | | 57,5 | |
| Juli 57 | 24,7 | | 3 | | 1 | | 1 | | 5 | | 34 | | 18,8 | | 17 | | 21 | | 7 | | 3 | | 67 | |
| Aug. " | 17,5 | | 2 | | 1 | | 0 | | 9 | | 30 | | 20,6 | | 22 | | 22 | | 1 | | 1 | | 66 | |
| Sept. " | 15,9 | | 3 | | 1 | | 0 | | 5 | | 24 | | 14,7 | | 18 | | 18 | | 1 | | 2 | | 53 | |
| Okt. " | 19,4 | | 2 | | 2 | | 1 | | 7 | | 31 | | 16,3 | | 20 | | 23 | | 0 | | 2 | | 62 | |
| Nov. " | 19,3 | | 2 | | 2 | | 1 | | 8 | | 31 | | 13,6 | | 20 | | 20 | | 0 | | 3 | | 56 | |
| Dez. " | 24,1 | | | | 1 | | 1 | | 7 | | | | 12,9 | | 19 | | 23 | | 0 | | 3 | | 57 | |
| Jan. 58 | 20,5 | | | | | | | | | | | | 13,1 | | | | | | | | | | | |
| Febr. " | 21,2 | | | | | | | | | | | | 14,3 | | | | | | | | | | | |
| März " | | | | | | | | | | | | | | | | | | | | | | | | |
| April " | | | | | | | | | | | | | | | | | | | | | | | | |
| Mai " | | | | | | | | | | | | | | | | | | | | | | | | |
| Juni " | | | | | | | | | | | | | | | | | | | | | | | | |

x) Teilweise vorläufige Zahlen.

Bestüge und Lieferungen
von/nach Ländern der Gemeinschaft bzw. dritten Ländern

| | | Bandstahl | | | | | | | | | | | | | | | | | | | | | | | |
|---|--|----------------|-----|-------------------|-----|-----------------|-----|---------|-----|-------------|-----|--------------|-----|---|-----|-------------------|-----|-----------------|-----|---------|-----|-------------|-----|--------------|-----|
| | | Bezugsländer | | | | | | | | | | | | Lieferländer | | | | | | | | | | | |
| | | Bundesrepublik | | Belgien-Luxemburg | | Frankreich-Saar | | Italien | | Niederlande | | Montan-Union | | Bundesrepublik | | Belgien-Luxemburg | | Frankreich-Saar | | Italien | | Niederlande | | Montan-Union | |
| | | 1000 t | % | 1000 t | % | 1000 t | % | 1000 t | % | 1000 t | % | 1000 t | % | 1000 t | % | 1000 t | % | 1000 t | % | 1000 t | % | 1000 t | % | 1000 t | % |
| a) Bestüge aus Ländern der Gemeinschaft | | | | | | | | | | | | | | a) Lieferungen in Länder der Gemeinschaft | | | | | | | | | | | |
| 1954 MD | | 9,1 | 99 | 1,1 | 100 | 6,2 | 100 | 1,3 | 76 | 6,2 | 100 | 23,8 | 98 | 0,5 | 8 | 14,9 | 66 | 7,7 | 60 | 0,0 | 0 | 0,8 | 50 | 23,8 | 55 |
| 1955 " | | 14,3 | 98 | 1,2 | 100 | 8,6 | 99 | 0,8 | 73 | 6,7 | 100 | 31,4 | 98 | 0,7 | 16 | 20,9 | 64 | 8,8 | 58 | 0,0 | 0 | 1,3 | 57 | 31,8 | 57 |
| 1956 " | | 12,7 | 98 | 0,6 | 100 | 10,3 | 99 | 2,2 | 92 | 7,3 | 100 | 33,2 | 98 | 1,6 | 13 | 23,0 | 69 | 6,3 | 54 | 0,0 | 0 | 1,5 | 60 | 33,2 | 55 |
| 1957 " x) | | 12,2 | 98 | | | 12,0 | 99 | 3,4 | 100 | 7,8 | 100 | | | 7,8 | 43 | 23,0 | 80 | 6,2 | 58 | 0,0 | 0 | 1,3 | 59 | 33,2 | 60 |
| Juli 57 | | 14,7 | 98 | 0 | | 11 | 100 | 4 | 100 | 5 | 100 | 35 | 97 | 7,1 | 55 | 23 | 79 | 7 | 70 | 0 | | 1 | 50 | 38 | 72 |
| Aug. " | | 13,1 | 98 | 2 | 100 | 10 | 100 | 3 | 100 | 9 | 100 | 37 | 97 | 8,0 | 45 | 23 | 85 | 6 | 60 | 0 | | 1 | 50 | 38 | 68 |
| Sept. " | | 10,9 | 97 | 3 | 100 | 12 | 100 | 4 | 100 | 8 | 100 | 36 | 100 | 9,0 | 48 | 26 | 84 | 6 | 67 | - | - | 1 | 50 | 43 | 70 |
| Okt. " | | 12,4 | 98 | 1 | 100 | 11 | 100 | 3 | 100 | 9 | 100 | 37 | 97 | 10,4 | 55 | 20 | 74 | 7 | 64 | - | - | 1 | 50 | 38 | 64 |
| Nov. " | | 13,1 | 98 | 2 | 100 | 14 | 100 | 5 | 100 | 10 | 100 | 44 | 100 | 11,1 | 47 | 27 | 84 | 6 | 60 | - | - | 2 | 67 | 46 | 67 |
| Dez. " | | 13,7 | 97 | | | 20 | 100 | 2 | 100 | 5 | 100 | | | 6,4 | 39 | 27 | 84 | 6 | 55 | 0 | | 2 | 67 | 41 | 66 |
| Jan. 58 | | 12,5 | 98 | | | | | | | | | | | 7,1 | 41 | | | | | | | | | | |
| Febr. " | | 12,2 | 99 | | | | | | | | | | | 11,4 | 51 | | | | | | | | | | |
| Marz " | | | | | | | | | | | | | | | | | | | | | | | | | |
| April " | | | | | | | | | | | | | | | | | | | | | | | | | |
| Mai " | | | | | | | | | | | | | | | | | | | | | | | | | |
| Juni " | | | | | | | | | | | | | | | | | | | | | | | | | |
| b) Einfuhr aus dritten Ländern | | | | | | | | | | | | | | b) Ausfuhr in dritte Länder | | | | | | | | | | | |
| 1954 MD | | 0,1 | 1 | 0,0 | 0 | 0,0 | 0 | 0,4 | 24 | 0,0 | 0 | 0,6 | 2 | 5,9 | 92 | 7,6 | 34 | 5,1 | 40 | 0,1 | 100 | 0,8 | 50 | 19,4 | 45 |
| 1955 " | | 0,3 | 2 | 0,0 | 0 | 0,1 | 1 | 0,3 | 27 | 0,0 | 0 | 0,6 | 2 | 4,3 | 84 | 11,8 | 36 | 6,4 | 42 | 0,3 | 100 | 1,0 | 43 | 24,0 | 43 |
| 1956 " | | 0,3 | 2 | 0,0 | 0 | 0,1 | 1 | 0,2 | 8 | 0,0 | 0 | 0,6 | 2 | 10,7 | 87 | 10,1 | 31 | 5,4 | 46 | 0,4 | 100 | 1,0 | 40 | 26,7 | 45 |
| 1957 " x) | | 0,3 | 2 | | | 0,1 | 1 | 0,0 | 0 | 0,0 | 0 | | | 10,4 | 57 | 5,9 | 20 | 4,4 | 42 | 0,2 | 100 | 0,9 | 41 | 21,7 | 40 |
| Juli 57 | | 0,3 | 2 | 0 | | 0 | 0 | 0 | 0 | 0 | 0 | 1 | 3 | 5,9 | 45 | 6 | 21 | 3 | 30 | 0 | | 1 | 50 | 15 | 28 |
| Aug. " | | 0,3 | 2 | 0 | 0 | 0 | 0 | 0 | 0 | 0 | 0 | 1 | 3 | 9,7 | 55 | 4 | 15 | 4 | 40 | 0 | | 1 | 50 | 18 | 32 |
| Sept. " | | 0,3 | 3 | 0 | 0 | 0 | 0 | 0 | 0 | 0 | 0 | 0 | 0 | 9,7 | 52 | 5 | 16 | 3 | 33 | 0 | 100 | 1 | 50 | 18 | 30 |
| Okt. " | | 0,2 | 2 | 0 | 0 | 0 | 0 | 0 | 0 | 0 | 0 | 1 | 3 | 8,6 | 45 | 7 | 26 | 4 | 36 | 1 | 100 | 1 | 50 | 21 | 36 |
| Nov. " | | 0,2 | 2 | 0 | 0 | 0 | 0 | 0 | 0 | 0 | 0 | 0 | 0 | 12,5 | 53 | 5 | 16 | 4 | 40 | 0 | 100 | 1 | 33 | 23 | 33 |
| Dez. " | | 0,4 | 3 | | | 0 | 0 | 0 | 0 | 0 | 0 | | | 10,1 | 61 | 5 | 16 | 5 | 45 | 0 | | 1 | 33 | 21 | 34 |
| Jan. 58 | | 0,2 | 2 | | | | | | | | | | | 10,3 | 59 | | | | | | | | | | |
| Febr. " | | 0,1 | 1 | | | | | | | | | | | 10,8 | 49 | | | | | | | | | | |
| Marz " | | | | | | | | | | | | | | | | | | | | | | | | | |
| April " | | | | | | | | | | | | | | | | | | | | | | | | | |
| Mai " | | | | | | | | | | | | | | | | | | | | | | | | | |
| Juni " | | | | | | | | | | | | | | | | | | | | | | | | | |
| c) Insgesamt (a + b) | | | | | | | | | | | | | | c) Insgesamt (a + b) | | | | | | | | | | | |
| 1954 MD | | 9,2 | 100 | 1,1 | 100 | 6,2 | 100 | 1,7 | 100 | 6,2 | 100 | 24,4 | 100 | 6,4 | 100 | 22,5 | 100 | 12,8 | 100 | 0,1 | 100 | 1,6 | 100 | 43,2 | 100 |
| 1955 " | | 14,6 | | 1,2 | | 8,7 | | 1,1 | | 6,7 | | 32,0 | | 5,1 | | 32,7 | | 15,2 | | 0,3 | | 2,3 | | 55,8 | |
| 1956 " | | 13,0 | | 0,6 | | 10,4 | | 2,4 | | 7,3 | | 33,8 | | 12,3 | | 33,1 | | 11,7 | | 0,4 | | 2,5 | | 59,9 | |
| 1957 " x) | | 12,5 | | | | 12,1 | | 3,4 | | 7,8 | | | | 18,2 | | 28,9 | | 10,6 | | 0,2 | | 2,2 | | 54,9 | |
| Juli 57 | | 15,0 | | 0 | | 11 | | 4 | | 5 | | 36 | | 13,0 | | 29 | | 10 | | 0 | | 2 | | 53 | |
| Aug. " | | 13,4 | | 2 | | 10 | | 3 | | 9 | | 38 | | 17,7 | | 27 | | 10 | | 0 | | 2 | | 56 | |
| Sept. " | | 11,2 | | 3 | | 12 | | 4 | | 8 | | 36 | | 18,7 | | 31 | | 9 | | 0 | | 2 | | 61 | |
| Okt. " | | 12,6 | | 1 | | 11 | | 3 | | 9 | | 38 | | 19,0 | | 27 | | 11 | | 1 | | 2 | | 59 | |
| Nov. " | | 13,3 | | 2 | | 14 | | 5 | | 10 | | 44 | | 23,6 | | 32 | | 10 | | 0 | | 3 | | 69 | |
| Dez. " | | 14,1 | | | | 20 | | 2 | | 5 | | | | 16,5 | | 32 | | 11 | | 0 | | 3 | | 62 | |
| Jan. 58 | | 12,7 | | | | | | | | | | | | 17,4 | | | | | | | | | | | |
| Febr. " | | 12,3 | | | | | | | | | | | | 22,2 | | | | | | | | | | | |
| Marz " | | | | | | | | | | | | | | | | | | | | | | | | | |
| April " | | | | | | | | | | | | | | | | | | | | | | | | | |
| Mai " | | | | | | | | | | | | | | | | | | | | | | | | | |
| Juni " | | | | | | | | | | | | | | | | | | | | | | | | | |

x) Teilweise vorläufige Zahlen.

29

1) Einschl. Breitflachstahl. 2) 1954 Einschl. Warmbreitband. 3) ab 1954 einschl. kaltgewalzte Bleche.
x) Teilweise vorläufige Zahlen.

Bestüge und Lieferungen
von/nach Ländern der Gemeinschaft bzw. dritten Ländern

1) Weiterverarbeitete Walzstahlfertigerzeugnisse

| | Besugsländer | | | | | | | | | | | | Lieferländer | | | | | | | | | | | |
|---|----------------|-----|-------------------|-----|-----------------|-----|---------|-----|-------------|-----|--------------|---|----------------|-----|-------------------|-----|-----------------|-----|---------|-----|-------------|-----|--------------|-----|
| | Bundesrepublik | | Belgien-Luxemburg | | Frankreich-Saar | | Italien | | Niederlande | | Montan-Union | | Bundesrepublik | | Belgien-Luxemburg | | Frankreich-Saar | | Italien | | Niederlande | | Montan-Union | |
| | 1000 t | % | 1000 t | % | 1000 t | % | 1000 t | % | 1000 t | % | 1000 t | % | 1000 t | % | 1000 t | % | 1000 t | % | 1000 t | % | 1000 t | % | 1000 t | % |
| a) Bestüge aus Ländern der Gemeinschaft | | | | | | | | | | | | a) Lieferungen in Länder der Gemeinschaft | | | | | | | | | | | | |
| 1954 MD | 3,5 | 65 | 0,3 | 13 | 1,8 | 86 | 2,7 | 33 | 2,5 | 28 | 10,7 | 41 | 1,3 | 26 | 5,0 | 24 | 4,5 | 19 | 0,0 | 0 | 0,4 | 57 | 11,2 | 22 |
| 1955 " | 4,3 | 75 | 0,3 | 14 | 3,0 | 91 | 2,3 | 28 | 3,0 | 33 | 12,7 | 45 | 1,7 | 25 | 7,6 | 30 | 4,0 | 13 | 0,1 | 5 | 0,6 | 43 | 14,1 | 21 |
| 1956 " | 5,9 | 82 | 0,6 | 30 | 4,3 | 100 | 2,5 | 40 | 3,3 | 38 | 16,7 | 58 | 2,3 | 26 | 9,8 | 36 | 5,1 | 14 | 0,6 | 15 | 0,7 | 64 | 18,4 | 24 |
| 1957 " x | 7,7 | 86 | | | 5,7 | 100 | 2,3 | 41 | 3,5 | 37 | | | 3,4 | 33 | 10,8 | 36 | 6,6 | 18 | 0,0 | | 0,6 | 60 | 21,6 | 27 |
| Juli 57 | 7,8 | 83 | 0 | 0 | 5 | 100 | 3 | 37 | 3 | 30 | 18 | 53 | 2,7 | 27 | 6 | 43 | 8 | 23 | 0 | 0 | 1 | 100 | 18 | 28 |
| Aug. " | 9,8 | 87 | 1 | 50 | 5 | 100 | 2 | 40 | 3 | 33 | 20 | 65 | 3,0 | 28 | 8 | 32 | 7 | 19 | - | - | 2 | 100 | 21 | 27 |
| Sept. " | 9,4 | 88 | 1 | 50 | 4 | 100 | 2 | 50 | 3 | 50 | 19 | 76 | 3,7 | 39 | 10 | 37 | 8 | 21 | - | - | 1 | 100 | 23 | 30 |
| Okt. " | 9,1 | 81 | 0 | 0 | 6 | 100 | 2 | 67 | 4 | 44 | 21 | 68 | 3,4 | 48 | 11 | 38 | 8 | 20 | 0 | 0 | 0 | 0 | 23 | 28 |
| Nov. " | 8,8 | 84 | 0 | 0 | 4 | 100 | 3 | 60 | 3 | 60 | 19 | 73 | 2,7 | 26 | 8 | 33 | 9 | 24 | 0 | 0 | 1 | 50 | 22 | 28 |
| Dez. " | 7,4 | 85 | | | 6 | 100 | 2 | 50 | 3 | 75 | | | 2,7 | 31 | 11 | 42 | 6 | 15 | 0 | 0 | 0 | 0 | 19 | 24 |
| Jan. 58 | 7,0 | 80 | | | | | | | | | | | 2,6 | 33 | | | | | | | | | | |
| Febr. " | 7,6 | 86 | | | | | | | | | | | 3,6 | 36 | | | | | | | | | | |
| März " | | | | | | | | | | | | | | | | | | | | | | | | |
| April " | | | | | | | | | | | | | | | | | | | | | | | | |
| Mai " | | | | | | | | | | | | | | | | | | | | | | | | |
| Juni " | | | | | | | | | | | | | | | | | | | | | | | | |
| b) Einfuhr aus dritten Ländern | | | | | | | | | | | | b) Ausfuhr in dritte Länder | | | | | | | | | | | | |
| 1954 MD | 1,2 | 35 | 2,1 | 87 | 0,3 | 14 | 5,4 | 67 | 6,3 | 72 | 15,5 | 59 | 3,6 | 74 | 15,8 | 76 | 19,6 | 81 | 0,4 | 100 | 0,3 | 43 | 39,7 | 78 |
| 1955 " | 1,4 | 25 | 1,9 | 86 | 0,3 | 9 | 5,8 | 72 | 6,0 | 67 | 15,5 | 55 | 5,0 | 75 | 17,3 | 70 | 27,4 | 87 | 2,0 | 95 | 0,8 | 57 | 52,5 | 79 |
| 1956 " | 1,3 | 18 | 1,4 | 70 | 0,0 | 0 | 3,8 | 60 | 5,4 | 62 | 11,9 | 42 | 6,4 | 74 | 17,6 | 64 | 30,3 | 86 | 3,5 | 85 | 0,4 | 36 | 58,2 | 76 |
| 1957 " x | 1,3 | 14 | | | 0,0 | 0 | 3,3 | 59 | 6,0 | 63 | | | 6,8 | 67 | 18,8 | 64 | 30,7 | 82 | 1,3 | | 0,4 | 40 | 58,8 | 73 |
| Juli 57 | 1,6 | 27 | 2 | 100 | 0 | 0 | 5 | 63 | 7 | 70 | 16 | 47 | 7,2 | 73 | 8 | 57 | 27 | 77 | 3 | 100 | 0 | 0 | 46 | 72 |
| Aug. " | 1,5 | 13 | 1 | 50 | 0 | 0 | 3 | 60 | 6 | 67 | 11 | 35 | 7,7 | 72 | 17 | 68 | 29 | 81 | 1 | 100 | 0 | 0 | 56 | 73 |
| Sept. " | 1,3 | 12 | 1 | 50 | 0 | 0 | 2 | 50 | 3 | 50 | 6 | 24 | 5,9 | 61 | 17 | 63 | 30 | 79 | 1 | 100 | 0 | 0 | 54 | 70 |
| Okt. " | 2,1 | 19 | 1 | 100 | 0 | 0 | 1 | 33 | 5 | 56 | 10 | 32 | 3,7 | 52 | 18 | 62 | 33 | 80 | 1 | 100 | 1 | 100 | 60 | 72 |
| Nov. " | 1,7 | 16 | 1 | 100 | 0 | 0 | 2 | 40 | 2 | 40 | 7 | 27 | 7,6 | 74 | 16 | 67 | 29 | 76 | 1 | 100 | 1 | 50 | 56 | 72 |
| Dez. " | 1,3 | 15 | | | 0 | 0 | 2 | 50 | 1 | 25 | | | 6,1 | 69 | 15 | 58 | 34 | 85 | 1 | 100 | 1 | 100 | 59 | 76 |
| Jan. 58 | 1,8 | 20 | | | | | | | | | | | 5,3 | 67 | | | | | | | | | | |
| Febr. " | 1,2 | 14 | | | | | | | | | | | 6,4 | 64 | | | | | | | | | | |
| März " | | | | | | | | | | | | | | | | | | | | | | | | |
| April " | | | | | | | | | | | | | | | | | | | | | | | | |
| Mai " | | | | | | | | | | | | | | | | | | | | | | | | |
| Juni " | | | | | | | | | | | | | | | | | | | | | | | | |
| c) Insgesamt (a + b) | | | | | | | | | | | | c) Insgesamt (a + b) | | | | | | | | | | | | |
| 1954 MD | 4,7 | 100 | 2,4 | 100 | 2,1 | 100 | 8,1 | 100 | 8,8 | 100 | 26,2 | 100 | 4,9 | 100 | 20,8 | 100 | 24,1 | 100 | 0,4 | 100 | 0,7 | 100 | 50,9 | 100 |
| 1955 " | 5,7 | | 2,2 | | 3,3 | | 8,1 | | 9,0 | | 28,2 | | 6,7 | | 24,9 | | 31,4 | | 2,1 | | 1,4 | | 66,6 | |
| 1956 " | 7,2 | | 2,0 | | 4,3 | | 6,3 | | 8,7 | | 28,6 | | 8,7 | | 27,4 | | 35,4 | | 4,1 | | 1,1 | | 76,6 | |
| 1957 " x | 9,0 | | | | 5,7 | | 5,6 | | 9,5 | | | | 10,2 | | 29,6 | | 37,3 | | 1,3 | | 1,0 | | 80,4 | |
| Juli 57 | 9,4 | | 2 | | 5 | | 8 | | 10 | | 34 | | 9,9 | | 14 | | 35 | | 3 | | 1 | | 64 | |
| Aug. " | 11,3 | | 2 | | 5 | | 5 | | 9 | | 31 | | 10,7 | | 25 | | 36 | | 1 | | 2 | | 77 | |
| Sept. " | 10,7 | | 2 | | 4 | | 4 | | 6 | | 25 | | 9,6 | | 27 | | 38 | | 1 | | 1 | | 77 | |
| Okt. " | 11,2 | | 1 | | 6 | | 3 | | 9 | | 31 | | 7,1 | | 29 | | 41 | | 1 | | 1 | | 83 | |
| Nov. " | 10,5 | | 1 | | 4 | | 5 | | 5 | | 26 | | 10,3 | | 24 | | 38 | | 1 | | 2 | | 78 | |
| Dez. " | 8,7 | | | | 6 | | 4 | | 4 | | | | 8,8 | | 26 | | 40 | | 1 | | 1 | | 78 | |
| Jan. 58 | 8,8 | | | | | | | | | | | | 7,9 | | | | | | | | | | | |
| Febr. " | 8,8 | | | | | | | | | | | | 10,0 | | | | | | | | | | | |
| März " | | | | | | | | | | | | | | | | | | | | | | | | |
| April " | | | | | | | | | | | | | | | | | | | | | | | | |
| Mai " | | | | | | | | | | | | | | | | | | | | | | | | |
| Juni " | | | | | | | | | | | | | | | | | | | | | | | | |

Quelle: Europäische Gemeinschaft für Kohle und Stahl. Für Bundesgebiet: Statistisches Bundesamt, Wiesbaden. 1) d.s. Weiß- und Schwarzbleche, kaltgewalzt, Transformatoren- und Dynamobleche, überzogene Bleche (verbleit, verzinkt usw.), kaltgewalzte Bleche unter 3 mm, ab 1954 ohne kaltgewalzte Bleche.

x) Teilweise vorläufige Zahlen.

Bestände
am Jahres- bzw. Monatsende

31

| | | Montan-Union-Länder | | | | | | | | | | | | | | | | 3) | | Vergleichsländer | |
|--|---------|---------------------|----|----------|---|------------|----|---------|----|-----------|----|------------|----|-------------|----|--------------|-------|------------------|----------|------------------|--|
| | | Bundesrepubl. | | Saarland | | Frankreich | | Belgien | | Luxemburg | | Italien 2) | | Niederlande | | Montan-Union | | Ende 1951=100 | Großbrit | USA | |
| | | 1000 t | % | 1000 t | % | 1000 t | % | 1000 t | % | 1000 t | % | 1000 t | % | 1000 t | % | 1000 t | % | | | | |
| Steinkohlen 1) Gesamtbestände bei den Zechen | 1953 | 841 | 8 | 536 | 5 | 5 756 | 55 | 3 077 | 30 | - | - | 49 | 0 | 213 | 2 | 10 472 | 100 | 462 | 1 948 | 73 132 | |
| | 1954 | 654 | 5 | 821 | 7 | 7 838 | 63 | 2 815 | 23 | - | - | 26 | 0 | 287 | 2 | 12 441 | 549 | 549 | 1 180 | 62 778 | |
| | 1955 | 572 | 8 | 228 | 3 | 5 983 | 80 | 371 | 5 | - | - | 65 | 1 | 292 | 4 | 7 511 | 331 | 331 | 2 228 | 62 380 | |
| | 1956 | 700 | 12 | 102 | 2 | 4 524 | 78 | 179 | 3 | - | - | 29 | 1 | 259 | 4 | 5 793 | 256 | 256 | 2 979 | 70 768 | |
| | 1957 x) | 735 | 10 | 181 | 2 | 4 583 | 63 | 1 413 | 19 | - | - | 50 | 1 | 312 | 4 | 7 273 | 321 | 321 | 8 708 | 73 281 | |
| | Juli 57 | 667 | 10 | 166 | 3 | 4 849 | 74 | 483 | 7 | - | - | 16 | 0 | 354 | 5 | 6 536 | 288 | 288 | 7 116 | 68 082 | |
| | Aug. " | 652 | 10 | 188 | 3 | 5 016 | 74 | 548 | 8 | - | - | 23 | 0 | 323 | 5 | 6 750 | 298 | 298 | 7 456 | 70 454 | |
| | Sept. " | 611 | 9 | 178 | 3 | 4 932 | 74 | 603 | 9 | - | - | 31 | 0 | 312 | 5 | 6 666 | 294 | 294 | 8 432 | 72 405 | |
| | Okt. " | 873 | 12 | 192 | 3 | 4 806 | 67 | 873 | 12 | - | - | 48 | 1 | 356 | 5 | 7 149 | 315 | 315 | 8 633 | 73 829 | |
| | Nov. " | 1 060 | 14 | 199 | 3 | 4 723 | 63 | 1 141 | 15 | - | - | 51 | 1 | 354 | 5 | 7 528 | 332 | 332 | 8 986 | 73 781 | |
| | Dez. " | 735 | 10 | 181 | 2 | 4 583 | 63 | 1 413 | 19 | - | - | 50 | 1 | 312 | 4 | 7 273 | 321 | 321 | 8 708 | 73 281 | |
| | Jan. 58 | 946 | 12 | 210 | 3 | 4 650 | 57 | 1 924 | 24 | - | - | 91 | 1 | 326 | 4 | 8 147 | 360 | 360 | 8 756 | 70 206 | |
| | Febr. " | 1 585 | 16 | 229 | 2 | 5 047 | 51 | 2 546 | 26 | - | - | 114 | 1 | 345 | 3 | 9 866 | 435 | 435 | 8 507 | | |
| | März " | 2 668 | 22 | 387 | 3 | 5 576 | 45 | 3 220 | 26 | - | - | 117 | 1 | 413 | 3 | 12 381 | 546 | 546 | | | |
| | April " | 4 052 | 27 | 489 | 3 | 6 094 | 40 | 3 905 | 26 | - | - | 120 | 1 | 470 | 3 | 15 130 | 668 | 668 | | | |
| | Mai " | | | | | | | | | | | | | | | | | | | | |
| | Juni " | | | | | | | | | | | | | | | | | | | | |
| Steinkohlenkoks Gesamtbestände bei den Kokereien | 1953 | 3 429 | 81 | 34 | 1 | 435 | 10 | 200 | 5 | - | - | 63 | 1 | 99 | 2 | 4 260 | 100 | 1 207 | | | |
| | 1954 | 1 984 | 75 | 19 | 1 | 375 | 14 | 127 | 5 | - | - | 58 | 2 | 82 | 3 | 2 645 | 749 | 749 | | | |
| | 1955 | 164 | 31 | 12 | 3 | 164 | 26 | 71 | 13 | - | - | 62 | 11 | 82 | 15 | 555 | 157 | 157 | | | |
| | 1956 | 178 | 31 | 20 | 3 | 175 | 30 | 87 | 15 | - | - | 50 | 9 | 68 | 12 | 578 | 164 | 164 | | | |
| | 1957 x) | 622 | 38 | 53 | 3 | 448 | 27 | 237 | 14 | - | - | 129 | 8 | 163 | 10 | 1 653 | 468 | 468 | | | |
| | Juli 57 | 203 | 22 | 35 | 4 | 284 | 31 | 224 | 24 | - | - | 58 | 6 | 115 | 13 | 920 | 261 | 261 | | | |
| | Aug. " | 238 | 23 | 40 | 4 | 340 | 32 | 228 | 22 | - | - | 67 | 6 | 137 | 13 | 1 051 | 298 | 298 | | | |
| | Sept. " | 282 | 25 | 42 | 4 | 389 | 35 | 224 | 20 | - | - | 64 | 6 | 134 | 10 | 1 131 | 320 | 320 | | | |
| | Okt. " | 238 | 22 | 42 | 4 | 412 | 37 | 222 | 20 | - | - | 71 | 6 | 127 | 11 | 1 112 | 315 | 315 | | | |
| | Nov. " | 321 | 25 | 47 | 4 | 455 | 36 | 233 | 18 | - | - | 75 | 6 | 132 | 10 | 1 263 | 358 | 358 | | | |
| | Dez. " | 622 | 38 | 53 | 3 | 448 | 27 | 237 | 14 | - | - | 129 | 8 | 163 | 10 | 1 653 | 468 | 468 | | | |
| | Jan. 58 | 879 | 47 | 56 | 3 | 460 | 24 | 233 | 12 | - | - | 125 | 7 | 134 | 7 | 1 887 | 535 | 535 | | | |
| | Febr. " | 1 299 | 54 | 62 | 3 | 475 | 20 | 240 | 10 | - | - | 168 | 7 | 169 | 7 | 2 413 | 684 | 684 | | | |
| | März " | 1 866 | 59 | 57 | 2 | 480 | 15 | 232 | 7 | - | - | 200 | 6 | 325 | 10 | 3 160 | 895 | 895 | | | |
| | April " | 2 583 | 59 | 54 | 2 | 486 | 15 | 226 | 7 | - | - | 210 | 7 | 261 | 8 | 3 820 | 1 082 | 1 082 | | | |
| | Mai " | | | | | | | | | | | | | | | | | | | | |
| | Juni " | | | | | | | | | | | | | | | | | | | | |
| Eisenerz Bestände bei den Gruben | 1953 | 765 | 18 | - | - | 2 498 | 60 | 0 | 0 | 898 | 22 | - | - | - | - | 4 161 | 100 | 177 | | | |
| | 1954 | 791 | 13 | - | - | 4 203 | 67 | 2 | 0 | 911 | 15 | 347 | 6 | - | - | 6 254 | 266 | 266 | | | |
| | 1955 | 457 | 10 | - | - | 2 879 | 65 | 1 | 0 | 713 | 16 | 377 | 8 | - | - | 4 427 | 188 | 188 | | | |
| | 1956 | 539 | 15 | - | - | 1 962 | 54 | 3 | 0 | 639 | 18 | 486 | 13 | - | - | 3 629 | 155 | 155 | | | |
| | 1957 x) | 841 | 17 | - | - | 2 983 | 61 | 2 | 0 | 501 | 10 | 551 | 11 | - | - | 4 878 | 208 | 208 | | | |
| | Juli 57 | 626 | 13 | - | - | 3 131 | 66 | 3 | 0 | 558 | 12 | 454 | 10 | - | - | 4 772 | 203 | 203 | | | |
| | Aug. " | 654 | 15 | - | - | 2 857 | 63 | 3 | 0 | 539 | 12 | 455 | 10 | - | - | 4 508 | 192 | 192 | | | |
| | Sept. " | 692 | 15 | - | - | 2 921 | 63 | 4 | 0 | 519 | 11 | 473 | 10 | - | - | 4 609 | 196 | 196 | | | |
| | Okt. " | 751 | 15 | - | - | 3 081 | 64 | 3 | 0 | 509 | 11 | 502 | 10 | - | - | 4 846 | 206 | 206 | | | |
| | Nov. " | 851 | 17 | - | - | 3 071 | 62 | 3 | 0 | 511 | 10 | 530 | 11 | - | - | 4 966 | 212 | 212 | | | |
| | Dez. " | 841 | 17 | - | - | 2 983 | 61 | 2 | 0 | 501 | 10 | 551 | 11 | - | - | 4 878 | 208 | 208 | | | |
| | Jan. 58 | 853 | 17 | - | - | 3 230 | 63 | 2 | 0 | 507 | 10 | 507 | 10 | - | - | 5 099 | 217 | 217 | | | |
| | Febr. " | 897 | | | | | | | | | | | | | | | | | | | |
| | März " | 926 | | | | | | | | | | | | | | | | | | | |
| | April " | 987 | | | | | | | | | | | | | | | | | | | |
| | Mai " | | | | | | | | | | | | | | | | | | | | |
| | Juni " | | | | | | | | | | | | | | | | | | | | |

x) Vorläufige Zahlen. 1) Ohne Einsatzkohle für die Zechenkokereien. 2) Nur Culois (Steinkohlen). 3) Bestände 1951 Kohle = 2266, Koks = 353.
" 1952 Erz = 2347.

Versorgung mit Eisenerze, Steinkohle und Walzstahl der Gemeinschaftsländer der Vergleichsländer *)
(Monatliche Entwicklung)

| | | Eisenerze | | | | | | Steinkohlen 4) | | | | | | Walzstahlfertigerzeugnisse 5) | | | | | |
|------------------------|-----------|--------------|---------|---------|---------------|-------|-----------|----------------|---------|---------|---------------|-------|-------|-------------------------------|---------|---------|---------------|-------|-----------|
| | | Erzeugung 1) | Einfuhr | Ausfuhr | Versorgung 2) | | Erzeugung | Pförderung | Einfuhr | Ausfuhr | Versorgung 2) | | Pörd. | Erzeugung | Einfuhr | Ausfuhr | Versorgung 3) | | Erzeugung |
| | | | | | insgesamt | je K. | je K. | | | | insgesamt | je k. | | | | | insgesamt | je k. | je K. |
| | | 1000 t | | | 1000 t | kg | kg | 1000 t | | | 1000 t | kg | kg | 1000 t | | | 1000 t | kg | kg |
| Bundesrepublik | 1956 MD | 1 018 | 1 483 | 28 | 2 466 | 50 | 20 | 11 201 | 1 628 | 1 985 | 10 832 | 217 | 225 | 1 280 | 156 | 205 | 1 231 | 25 | 26 |
| | 1957 " | 1 095 | 1 598 | 31 | 2 636 | 52 | 22 | 11 096 | 1 840 | 1 968 | 10 928 | 217 | 220 | 1 346 | 142 | 264 | 1 224 | 24 | 27 |
| | 1957 Mai | 1 127 | 1 655 | 33 | 2 739 | 55 | 23 | 11 614 | 2 211 | 2 021 | 11 798 | 237 | 233 | 1 345 | 141 | 272 | 1 214 | 24 | 27 |
| | Juni | 1 012 | 1 617 | 30 | 2 588 | 52 | 20 | 9 953 | 1 988 | 1 895 | 10 189 | 205 | 200 | 1 172 | 124 | 238 | 1 058 | 21 | 24 |
| | Juli | 1 143 | 1 965 | 31 | 3 036 | 61 | 23 | 11 470 | 2 138 | 2 015 | 11 549 | 232 | 230 | 1 359 | 149 | 298 | 1 210 | 24 | 27 |
| | Aug. | 1 161 | 1 581 | 34 | 2 680 | 54 | 23 | 10 838 | 2 101 | 1 911 | 10 952 | 220 | 218 | 1 385 | 151 | 299 | 1 237 | 25 | 28 |
| | Sept. | 1 105 | 1 866 | 33 | 2 900 | 58 | 22 | 10 045 | 1 754 | 1 748 | 10 048 | 202 | 202 | 1 360 | 141 | 262 | 1 239 | 25 | 27 |
| | Okt. | 1 155 | 1 625 | 36 | 2 685 | 54 | 23 | 11 770 | 2 132 | 1 913 | 11 771 | 236 | 236 | 1 512 | 160 | 251 | 1 421 | 29 | 30 |
| | Nov. | 1 141 | 1 591 | 33 | 2 599 | 52 | 23 | 11 597 | 1 754 | 1 892 | 11 189 | 225 | 233 | 1 410 | 161 | 259 | 1 312 | 26 | 28 |
| | Dez. | 1 053 | 1 331 | 30 | 2 352 | 47 | 21 | 10 514 | 1 771 | 1 864 | 10 445 | 207 | 208 | 1 301 | 168 | 223 | 1 246 | 25 | 26 |
| | 1958 Jan. | 1 172 | 1 574 | 25 | 2 709 | 54 | 23 | 11 978 | 1 727 | 1 991 | 11 246 | 222 | 237 | 1 475 | 187 | 196 | 1 466 | 29 | 29 |
| | Febr. | 1 072 | 1 314 | 27 | 2 315 | 46 | 21 | 10 573 | 1 367 | 1 605 | 9 259 | 184 | 210 | 1 332 | 180 | 211 | 1 301 | 26 | 26 |
| Frankreich Saarland | 1956 MD | 4 391 | 54 | 1 162 | 3 359 | 75 | 99 | 6 017 | 1 575 | 575 | 7 147 | 160 | 135 | 972 | 50 | 298 | 724 | 16 | 22 |
| | 1957 " | | | | | | | 6 104 | 1 753 | 512 | 7 302 | 164 | 137 | 1 022 | 68 | 286 | 804 | 18 | 23 |
| | 1957 Mai | 4 766 | 105 | 1 134 | 3 660 | 82 | 107 | 6 090 | 1 912 | 539 | 7 372 | 165 | 136 | 1 025 | 65 | 288 | 802 | 18 | 23 |
| | Juni | 4 712 | 120 | 1 076 | 3 602 | 81 | 106 | 5 709 | 1 770 | 464 | 6 789 | 152 | 128 | 965 | 65 | 288 | 742 | 17 | 22 |
| | Juli | 4 941 | 99 | 1 018 | 3 768 | 84 | 111 | 6 343 | 1 828 | 558 | 7 303 | 164 | 142 | 989 | 50 | 280 | 759 | 17 | 22 |
| | Aug. | 4 216 | 125 | 1 240 | 3 375 | 76 | 95 | 5 928 | 1 825 | 521 | 6 982 | 156 | 133 | 830 | 56 | 262 | 624 | 14 | 19 |
| | Sept. | 4 874 | 102 | 1 242 | 3 670 | 82 | 109 | 5 787 | 1 656 | 450 | 7 036 | 158 | 130 | 1 047 | 71 | 246 | 872 | 20 | 23 |
| | Okt. | 5 230 | 101 | 1 257 | 3 914 | 88 | 117 | 6 215 | 1 646 | 488 | 7 462 | 167 | 139 | 1 115 | 90 | 264 | 941 | 21 | 25 |
| | Nov. | 4 905 | 73 | 1 221 | 3 757 | 84 | 110 | 7 329 | 1 559 | 501 | 8 415 | 188 | 164 | 1 072 | 84 | 259 | 897 | 20 | 24 |
| | Dez. | | | | | | | 5 868 | 1 588 | 429 | 7 110 | 159 | 131 | 1 098 | 98 | 265 | 931 | 21 | 24 |
| | 1958 Jan. | | | | | | | | | | | | | | | | | | |
| | Febr. | | | | | | | | | | | | | | | | | | |
| Belgien Luxemburg | 1956 MD | 645 | 1 305 | 52 | 1 904 | 206 | 70 | 2 462 | 738 | 491 | 2 724 | 295 | 267 | 610 | 13 | 438 | 185 | 20 | 66 |
| | 1957 " | | | | | | | 2 423 | 775 | 440 | 2 644 | 286 | 262 | | | | | | |
| | 1957 Mai | 735 | 1 283 | 57 | 1 982 | 215 | 79 | 2 537 | 803 | 460 | 2 832 | 307 | 275 | 623 | 20 | 463 | 180 | 19 | 67 |
| | Juni | 678 | 1 334 | 34 | 1 978 | 214 | 73 | 2 384 | 688 | 466 | 2 508 | 272 | 258 | 541 | 15 | 430 | 126 | 14 | 59 |
| | Juli | 663 | 1 211 | 102 | 1 791 | 194 | 72 | 2 061 | 711 | 488 | 2 081 | 225 | 223 | 366 | 16 | 332 | 50 | 5 | 40 |
| | Aug. | 640 | 1 370 | 34 | 1 976 | 214 | 69 | 2 387 | 730 | 505 | 2 543 | 275 | 258 | 583 | 17 | 340 | 260 | 28 | 63 |
| | Sept. | 617 | 1 434 | 21 | 2 049 | 222 | 67 | 2 189 | 713 | 416 | 2 435 | 264 | 237 | 597 | 17 | 375 | 253 | 27 | 65 |
| | Okt. | 677 | 1 378 | 19 | 2 047 | 222 | 73 | 2 659 | 794 | 425 | 2 760 | 299 | 288 | 624 | 14 | 420 | 218 | 24 | 68 |
| | Nov. | 598 | 1 445 | 24 | 2 016 | 218 | 65 | 2 532 | 709 | 391 | 2 571 | 278 | 274 | 573 | 18 | 397 | 194 | 21 | 62 |
| | Dez. | | | | | | | 2 515 | 674 | 436 | 2 490 | 270 | 272 | 556 | | | | | 60 |
| | 1958 Jan. | | | | | | | | | | | | | | | | | | |
| | Febr. | | | | | | | | | | | | | | | | | | |
| Italien | 1956 MD | 135 | 114 | 4 | 233 | 5 | 3 | 87 | 927 | 4 | 1 011 | 21 | 2 | 331 | 27 | 24 | 334 | 7 | 7 |
| | 1957 " | | | | | | | 85 | | | | | 2 | 375 | 31 | 31 | 375 | 8 | 8 |
| | Mai | 123 | 80 | 14 | 181 | 4 | 3 | 90 | 1 032 | 17 | 1 118 | 23 | 2 | 406 | 32 | 51 | 387 | 8 | 8 |
| | Juni | 129 | 231 | 6 | 398 | 8 | 3 | 79 | 1 035 | 11 | 1 102 | 23 | 2 | 348 | 26 | 24 | 350 | 7 | 7 |
| | Juli | 158 | 163 | 7 | 282 | 6 | 3 | 100 | 946 | 5 | 1 041 | 22 | 2 | 406 | 33 | 39 | 387 | 8 | 8 |
| | Aug. | 144 | 326 | - | 469 | 10 | 3 | 94 | 1 137 | 7 | 1 208 | 25 | 2 | 314 | 30 | 32 | 312 | 6 | 7 |
| | Sept. | 142 | 241 | 4 | 361 | 7 | 3 | 92 | 962 | 6 | 1 043 | 22 | 2 | 388 | 25 | 17 | 396 | 8 | 8 |
| | Okt. | | | | | | | 83 | 1 011 | 7 | 1 063 | 22 | 2 | 409 | 32 | 35 | 406 | 8 | 8 |
| | Nov. | | | | | | | 72 | | | | | 1 | 368 | 39 | 31 | 376 | 8 | 8 |
| | Dez. | | | | | | | 80 | | | | | 2 | 369 | 31 | 29 | 371 | 8 | 8 |
| | 1958 Jan. | | | | | | | | | | | | | | | | | | |
| | Febr. | | | | | | | | | | | | | | | | | | |

+) Errechnet nach der Methode : Förderung bzw. Erzeugung + Einfuhr ./.. Ausfuhr + Lagerveränderung.

1) Gewinnung von handelsfähigem Roherz und Erzeugung von aufbereitetem Erz einschl. Rösterz und Eisenerzsinter der Gruben. 2) Hierbei sind bei den Gemeinschaftsländern die Lagerveränderungen berücksichtigt. 3) Hierbei sind die Lagerveränderungen nicht berücksichtigt. 4) Förderung: Steinkohle, Außenhandel: Kohle + Koks + Briketts t=t.

(Monatliche Entwicklung)

| | | Eisenerze | | | | | | Steinkohlen 4) | | | | | | Walzstahlfertigerzeugnisse 5) | | | | | |
|-----------------|-----------|--------------|---------|---------|---------------|-------|---------|----------------|---------|---------|---------------|-------|-------|-------------------------------|---------|---------|---------------|-------|---------|
| | | Erzeugung 1) | Einfuhr | Ausfuhr | Versorgung 2) | | Erzeug. | Förderung | Einfuhr | Ausfuhr | Versorgung 2) | | Förd. | Erzeugung | Einfuhr | Ausfuhr | Versorgung 3) | | Erzeug. |
| | | 1000 t | 1000 t | 1000 t | insgesamt | je K. | je K. | 1000 t | 1000 t | 1000 t | insgesamt | je K. | je K. | 1000 t | 1000 t | 1000 t | insgesamt | je K. | je K. |
| Niederlande | 1956 MD | - | 115 | 0 | 115 | 11 | - | 986 | 806 | 251 | 1 542 | 142 | 90 | 72 | 111 | 28 | 155 | 14 | 7 |
| | 1957 " | - | 104 | 1 | 103 | - | - | 948 | - | - | - | - | 87 | 76 | 126 | 31 | 171 | 16 | 7 |
| | 1957 Mai | - | 87 | 0 | 87 | 8 | - | 999 | 1 007 | 292 | 1 695 | 156 | 92 | 75 | 131 | 33 | 173 | 16 | 7 |
| | Juni | - | 115 | 0 | 115 | 11 | - | 866 | 925 | 258 | 1 564 | 144 | 80 | 73 | 130 | 30 | 173 | 16 | 7 |
| | Juli | - | 66 | 0 | 66 | 6 | - | 1 012 | 818 | 269 | 1 495 | 137 | 93 | 66 | 107 | 29 | 144 | 13 | 6 |
| | Aug. | - | 86 | 0 | 86 | 8 | - | 926 | 746 | 283 | 1 398 | 128 | 84 | 69 | 127 | 26 | 170 | 16 | 6 |
| | Sept. | - | 143 | 0 | 143 | 13 | - | 837 | 685 | 262 | 1 274 | 117 | 77 | 82 | 117 | 27 | 172 | 16 | 7 |
| | Okt. | - | 87 | - | 87 | 8 | - | 1 026 | 752 | 287 | 1 454 | 134 | 94 | 83 | 142 | 35 | 190 | 18 | 8 |
| | Nov. | - | 53 | 1 | 52 | 5 | - | 973 | 634 | 265 | 1 339 | 123 | 89 | 88 | 132 | 35 | 185 | 17 | 8 |
| | Dez. | - | 102 | 5 | 97 | 9 | - | 895 | 641 | - | - | - | 82 | 80 | 103 | 34 | 149 | 14 | 8 |
| | 1958 Jan. | - | 196 | - | 196 | 18 | - | - | - | - | - | - | - | - | - | - | - | - | - |
| | Febr. | - | - | - | - | - | - | - | - | - | - | - | - | - | - | - | - | - | - |
| Montan-Union 6) | 1956 MD | 6 189 | 1 903 | 75 | 8 081 | 50 | 38 | 20 758 | 3 229 | 893 | 23 235 | 143 | 128 | 3 265 | 42 | 674 | 2 633 | 16 | 20 |
| | 1957 " | 6 705 | - | - | - | - | 41 | 20 657 | - | - | - | - | 127 | 3 400 | - | 678 | - | - | 21 |
| | 1957 Mai | 6 751 | 2 111 | 86 | 8 602 | 52 | 42 | 21 330 | 4 245 | 702 | 24 708 | 152 | 131 | 3 474 | 48 | 794 | 2 748 | 17 | 21 |
| | Juni | 6 532 | 2 268 | 71 | 8 712 | 53 | 40 | 18 991 | 4 136 | 709 | 22 274 | 137 | 117 | 3 100 | 44 | 691 | 2 453 | 15 | 19 |
| | Juli | 6 904 | 2 433 | 86 | 8 926 | 54 | 43 | 20 986 | 4 007 | 933 | 23 362 | 144 | 129 | 3 186 | 45 | 673 | 2 558 | 16 | 20 |
| | Aug. | 6 160 | 2 282 | 80 | 8 626 | 53 | 38 | 20 173 | 4 085 | 761 | 23 152 | 143 | 124 | 3 181 | 41 | 617 | 2 605 | 16 | 19 |
| | Sept. | 6 739 | 2 551 | 83 | 9 106 | 55 | 41 | 18 950 | 3 493 | 649 | 21 798 | 134 | 117 | 3 472 | 38 | 577 | 2 933 | 18 | 21 |
| | Okt. | 7 203 | 2 144 | 85 | 9 025 | 55 | 44 | 21 753 | 3 913 | 673 | 24 529 | 151 | 134 | 3 745 | 44 | 623 | 3 166 | 19 | 23 |
| | Nov. | 6 747 | - | - | - | - | 41 | - | - | - | - | - | 132 | 3 491 | 39 | 583 | 2 947 | 18 | 21 |
| | Dez. | 6 529 | - | - | - | - | 40 | 21 340 | - | - | - | - | - | 3 403 | - | 568 | - | - | 21 |
| | 1958 Jan. | - | - | - | - | - | - | - | - | - | - | - | - | - | - | - | - | - | - |
| | Febr. | - | - | - | - | - | - | - | - | - | - | - | - | - | - | - | - | - | - |
| Großbri-tannien | 1956 MD | 1 376 | 1 215 | 0 | 2 591 | 51 | 27 | 18 799 | 465 | 1 164 | 18 036 | 352 | 367 | 1 251 | 83 | 150 | 1 184 | 23 | 24 |
| | 1957 " | 1 432 | 1 347 | 0 | 2 779 | 54 | 28 | 18 936 | 241 | 846 | 17 884 | 348 | 368 | 1 305 | 41 | 186 | 1 160 | 23 | 25 |
| | 1957 Mai | 1 730 | 1 182 | 0 | 2 912 | 57 | 34 | 24 118 | 235 | 946 | 21 985 | 429 | 471 | 1 602 | 24 | 201 | 1 425 | 28 | 31 |
| | Juni | 1 310 | 1 512 | 0 | 2 822 | 55 | 26 | 16 913 | 271 | 772 | 15 217 | 297 | 330 | 1 193 | 26 | 185 | 1 034 | 20 | 23 |
| | Juli | 1 606 | 1 806 | 0 | 3 412 | 67 | 31 | 18 274 | 225 | 845 | 17 113 | 334 | 357 | 1 214 | 44 | 185 | 1 073 | 21 | 24 |
| | Aug. | 1 215 | 1 793 | 0 | 3 008 | 59 | 24 | 14 728 | 251 | 698 | 13 941 | 272 | 286 | 1 025 | 44 | 160 | 909 | 18 | 20 |
| | Sept. | 1 323 | 1 477 | 0 | 2 800 | 55 | 26 | 16 589 | 156 | 725 | 15 058 | 294 | 322 | 1 282 | 37 | 132 | 1 187 | 23 | 25 |
| | Okt. | 1 676 | 1 721 | 0 | 3 397 | 66 | 33 | 22 377 | 153 | 780 | 21 549 | 419 | 437 | 1 594 | 50 | 169 | 1 475 | 29 | 31 |
| | Nov. | 1 290 | 1 415 | 0 | 2 705 | 53 | 25 | 18 889 | 155 | 823 | 17 868 | 347 | 369 | 1 314 | 59 | 161 | 1 212 | 24 | 26 |
| | Dez. | 1 123 | 1 161 | 0 | 2 284 | 44 | 22 | 16 658 | 158 | 681 | 16 413 | 319 | 324 | 1 160 | 48 | 178 | 1 030 | 20 | 23 |
| | 1958 Jan. | 1 518 | 1 297 | 0 | 2 815 | 55 | 30 | 21 997 | 186 | - | - | - | 427 | 1 508 | 59 | 153 | 1 414 | 27 | 29 |
| | Febr. | 1 199 | 1 037 | 0 | 2 236 | 43 | 23 | 18 292 | 133 | - | - | - | 355 | 1 238 | 42 | 158 | 1 122 | 22 | 24 |
| U S A | 1956 MD | 8 188 | 2 571 | 465 | 10 294 | 61 | 49 | 39 998 | 38 | 5 224 | 34 088 | 203 | 238 | 6 592 | 72 | 249 | 6 415 | 38 | 39 |
| | 1957 " | 8 923 | - | - | - | - | 52 | 38 750 | - | - | - | - | 225 | - | - | - | - | - | - |
| | 1957 Mai | 12 789 | - | 672 | - | - | 76 | 40 720 | - | - | - | - | 242 | - | - | 296 | - | - | - |
| | Juni | 14 671 | - | 914 | - | - | 87 | 37 951 | - | - | - | - | 226 | - | - | 308 | - | - | - |
| | Juli | 14 533 | - | 886 | - | - | 86 | 32 755 | - | - | - | - | 195 | - | - | 334 | - | - | - |
| | Aug. | 14 601 | - | 929 | - | - | 87 | 41 128 | - | - | - | - | 245 | - | - | 273 | - | - | - |
| | Sept. | 13 140 | - | 626 | - | - | 78 | 38 973 | - | - | - | - | 228 | - | - | 257 | - | - | - |
| | Okt. | 11 519 | - | - | - | - | 67 | 43 299 | - | - | - | - | 253 | - | - | 263 | - | - | - |
| | Nov. | 5 054 | - | - | - | - | 30 | 36 503 | - | - | - | - | 213 | - | - | 229 | - | - | - |
| | Dez. | 3 310 | - | - | - | - | 19 | 34 587 | - | - | - | - | 202 | - | - | - | - | - | - |
| | 1958 Jan. | 3 428 | - | - | - | - | - | 35 668 | - | - | - | - | 208 | - | - | - | - | - | - |
| | Febr. | - | - | - | - | - | - | 29 404 | - | - | - | - | - | - | - | - | - | - | - |

5) Walzstahlfertigerzeugnisse im Sinne des Montanvertrages ohne Halbzeug. (Pos. 20) beim Außenhandel einschl. der weiterverarbeiteten Erzeugnisse. 6) Hierbei ist nur der Außenhandel der Montan-Union mit dritten Ländern, d.h. mit Ländern außerhalb der Gemeinschaft erfaßt. +) Vorl. Zahlen. Quelle: Hohe Behörde.

Marktversorgung mit Rohstahl und Rohstahlerzeugung in 1000 t

| | | Montan-Union-Länder | | | | | | | | | | | | Insgesamt | | | | Vergleichsländer 3) | | | |
|--|-------------|---------------------|-----------|-----------------|-----------|-------------------|-----------|----------|-----------|-------------|-----------|----------|-----------|-----------|-----------|----------|-----------|---------------------|-----------|----------|-----------|
| | | Bundesrepublik | | Frankreich/Saar | | Belgien/Luxemburg | | Italien | | Niederlande | | | | | | | | Großbritannien | | U S A | |
| | | Versorg. | Erzeugung | Versorg. | Erzeugung | Versorg. | Erzeugung | Versorg. | Erzeugung | Versorg. | Erzeugung | Versorg. | Erzeugung | Versorg. | Erzeugung | Versorg. | Erzeugung | Versorg. | Erzeugung | Versorg. | Erzeugung |
| Marktversorgung mit Rohstahl und Rohstahlerzeugung in 1000 t 1) | 1950 | 10 754 | 12 121 | 7 439 | 11 550 | 2 190 | 6 240 | 2 984 | 2 362 | 1 492 | 490 | 24 859 | 32 763 | 14 484 | 16 554 | 86 374 | 87 848 | | | | |
| | 1951 | 11 683 | 13 506 | 8 977 | 12 438 | 2 312 | 8 147 | 3 553 | 3 063 | 1 614 | 554 | 28 139 | 37 708 | 14 424 | 15 889 | 94 767 | 95 436 | | | | |
| | 1952 | 14 713 | 15 806 | 10 215 | 13 690 | 2 414 | 8 100 | 4 001 | 3 535 | 1 760 | 685 | 33 103 | 41 816 | 16 670 | 16 681 | 81 677 | 84 521 | | | | |
| | 1953 | 14 834 | 15 420 | 9 077 | 12 679 | 2 468 | 7 111 | 4 325 | 3 500 | 2 044 | 866 | 32 748 | 39 576 | 16 940 | 17 891 | 100 039 | 101 251 | | | | |
| | 1954 | 17 280 | 17 434 | 9 864 | 13 432 | 2 354 | 7 762 | 4 983 | 4 207 | 1 988 | 929 | 36 469 | 43 765 | 17 015 | 18 817 | 77 955 | 80 115 | | | | |
| | 1955 | 21 887 | 21 336 | 10 971 | 15 797 | 2 674 | 9 120 | 5 842 | 5 395 | 2 357 | 979 | 43 731 | 52 627 | 19 512 | 20 109 | 102 657 | 106 176 | | | | |
| | 1956 | 22 397 | 23 189 | 12 720 | 16 817 | 2 815 | 9 832 | 6 095 | 5 911 | 2 408 | 1 051 | 46 435 | 56 800 | 20 329 | 20 988 | 101 929 | 104 522 | | | | |
| | 1957 | 22 355 | 24 507 | | 17 551 | | 9 752 | | 6 761 | | 1 182 | | 59 754 | | 22 128 | | | | | | |
| | 1956 1. Vj. | 5 821 | 5 722 | 2 980 | 4 114 | 725 | 2 428 | 1 409 | 1 362 | 564 | 258 | 11 499 | 13 874 | 5 515 | 5 501 | 27 849 | 28 914 | | | | |
| | 2. " | 5 564 | 5 574 | 3 377 | 4 248 | 622 | 2 475 | 1 550 | 1 489 | 636 | 256 | 11 749 | 14 030 | 5 142 | 5 268 | 26 967 | 27 894 | | | | |
| | 3. " | 5 679 | 5 933 | 2 990 | 4 016 | 629 | 2 384 | 1 467 | 1 483 | 598 | 262 | 11 363 | 14 078 | 4 552 | 4 751 | 17 722 | 18 296 | | | | |
| | 4. " | 5 333 | 5 959 | 3 373 | 4 439 | 839 | 2 546 | 1 669 | 1 568 | 610 | 275 | 11 824 | 14 787 | 5 154 | 5 471 | 28 626 | 29 418 | | | | |
| | 1957 1. Vj. | 5 571 | 6 028 | 3 485 | 4 400 | 776 | 2 548 | 1 677 | 1 636 | 743 | 296 | 12 252 | 14 908 | 5 130 | 5 621 | 27 747 | 28 653 | | | | |
| | 2. " | 5 210 | 5 841 | 3 456 | 4 247 | 688 | 2 461 | 1 668 | 1 672 | 647 | 283 | 11 669 | 14 504 | 5 105 | 5 702 | 24 997 | 26 307 | | | | |
| | 3. " | 5 540 | 6 251 | 3 225 | 4 259 | 668 | 2 210 | 1 622 | 1 697 | 553 | 302 | 11 608 | 14 719 | 4 719 | 5 141 | | 24 604 | | | | |
| | 4. " | 6 034 | 6 388 | | 4 645 | | 2 533 | | 1 756 | | 301 | | 15 623 | | | | | | | | |

Versorgung und Erzeugung von Rohstahl je Einwohner in kg

| | | | | | | | | | | | | | | | | | | | | | |
|--|------|-----|-----|-----|-----|-----|-------|-----|-----|-----|-----|-----|-----|-----|-----|-----|-----|--|--|--|--|
| Versorgung und Erzeugung von Rohstahl je Einwohner in kg 2) | 1950 | 226 | 255 | 174 | 246 | 245 | 698 | 64 | 51 | 148 | 48 | 159 | 204 | 297 | 329 | 568 | 579 | | | | |
| | 1951 | 243 | 281 | 208 | 288 | 258 | 908 | 76 | 65 | 157 | 54 | 179 | 240 | 301 | 316 | 614 | 618 | | | | |
| | 1952 | 315 | 326 | 250 | 315 | 249 | 897 | 88 | 75 | 175 | 66 | 217 | 264 | 330 | 331 | 520 | 538 | | | | |
| | 1953 | 303 | 315 | 208 | 289 | 272 | 792 | 91 | 74 | 195 | 82 | 205 | 248 | 331 | 353 | 627 | 634 | | | | |
| | 1954 | 355 | 358 | 225 | 306 | 258 | 851 | 105 | 88 | 188 | 88 | 228 | 273 | 332 | 371 | 480 | 496 | | | | |
| | 1955 | 445 | 434 | 248 | 357 | 291 | 994 | 122 | 112 | 219 | 91 | 271 | 326 | 383 | 395 | 621 | 649 | | | | |
| | 1956 | 450 | 466 | 285 | 377 | 307 | 1 065 | 126 | 122 | 221 | 97 | 286 | 350 | 397 | 410 | 606 | 633 | | | | |
| | 1957 | 442 | 486 | 301 | 393 | 308 | 1 056 | 137 | 140 | 235 | 109 | 289 | 368 | 389 | 429 | 627 | 631 | | | | |

Mengenindex der Auftragseingänge und der Lieferungen an Stahl (ohne Edeltähle) und Roheisen, \emptyset 1955/56 = 100

| | | Stahl | | | | | | Roheisen | | | | | |
|---|-----------|------------------|-----------|-----------|-------------|-----------|-----------|------------------|-----------|-----------|-------------|-----------|-----------|
| | | Auftragseingänge | | | Lieferungen | | | Auftragseingänge | | | Lieferungen | | |
| | | Mont.-Union | 3. Länder | insgesamt | Mont.-Union | 3. Länder | insgesamt | Mont.-Union | 3. Länder | insgesamt | Mont.-Union | 3. Länder | insgesamt |
| Auftragseingänge und Lieferungen von Stahl und Roheisen Mengenindex 1954=100 | 1954 | 91 | 83 | 89 | 80 | 73 | 78 | 71 | 69 | 70 | 72 | 76 | 72 |
| | 1955 | 100 | 85 | 97 | 97 | 89 | 96 | 96 | 109 | 97 | 96 | 109 | 98 |
| | 1956 | 100 | 115 | 103 | 103 | 111 | 104 | 104 | 91 | 103 | 104 | 91 | 102 |
| | 1957 | 102 | 82 | 98 | 108 | 110 | 109 | 100 | 57 | 96 | 104 | 81 | 102 |
| | 1957 Jan. | 111 | 102 | 109 | 112 | 119 | 113 | 111 | 44 | 105 | 109 | 53 | 105 |
| | Feb. | 101 | 97 | 100 | 111 | 126 | 114 | 91 | 65 | 89 | 103 | 78 | 101 |
| | März | 111 | 101 | 109 | 106 | 118 | 108 | 121 | 56 | 115 | 111 | 56 | 106 |
| | Apr. | 97 | 85 | 94 | 103 | 126 | 107 | 101 | 91 | 100 | 104 | 51 | 100 |
| | Mai | 107 | 82 | 102 | 109 | 123 | 112 | 122 | 119 | 122 | 112 | 81 | 110 |
| | Juni | 97 | 58 | 88 | 99 | 113 | 102 | 98 | 74 | 96 | 105 | 119 | 106 |
| | Juli | 107 | 81 | 101 | 105 | 91 | 102 | 97 | 74 | 95 | 103 | 137 | 106 |
| | Aug. | 93 | 76 | 89 | 104 | 99 | 103 | 79 | 63 | 77 | 99 | 122 | 100 |
| | Sept. | 98 | 73 | 93 | 112 | 100 | 109 | 91 | 33 | 86 | 106 | 78 | 104 |
| | Okt. | 108 | 80 | 102 | 119 | 103 | 116 | 108 | 26 | 101 | 106 | 91 | 105 |
| | Nov. | 100 | 82 | 96 | 114 | 99 | 111 | 78 | 12 | 72 | 100 | 71 | 98 |
| | Dez. | 99 | 63 | 91 | 109 | 102 | 108 | 101 | 47 | 96 | 95 | 35 | 90 |

1) Erzeugung + Einfuhr - Ausfuhr + Lagerbewegung bei den Werken, bei den Händlern und für einige Länder auch bei einzelnen Verbrauchern. Die ein- und ausgeführten Mengen und die Lagerbewegungen wurden in Rohstahlgewicht umgerechnet mit folgenden Einsatzzahlen: Rohblöcke 1,00, Halbzeug 1,18, Flacherzeugnisse 1,43, Oberbaumaterial 1,30, sonst. Verarbeitete Erzeugnisse 1,27. Es wurden nur die dem Gemeinsamen Markt zugehörigen Erzeugnisse berücksichtigt. Die Einfuhr- u. Ausfuhrzahlen über Walzstahlfertigerzeugnisse u. weiterverarbeitete Erzeugnisse, insgesamt u. nach Sorten, sind unter "Bezüge und Lieferungen" aufgeführt. 2) Bei den Berechnungen der Erzeugung je Einwohner wurden die unter "Stat. Kennzahlen" aufgeführten Bevölkerungszahlen zu Grunde gelegt. 3) Eigene Berechnungen nach der gleichen Methode. 4) Ab 1953 einschl. "Puddelstahl" (Fer de masse).
Quelle: Hohe Behörde

Belegschaft

35

(Arbeiter)

| | Jahres- ende | Einheit | M o n t a n - U n i o n - L ä n d e r | | | | | | | | | | | | | | Vergleichsländer 6) | | | | | |
|--|-----------------|---------|---------------------------------------|--------|------------|---------|---------------|--------|---------|------|-----------|-------|------------|--------|-------------|---------|---------------------|---------|--------------|----|---------|----|
| | | | Bundesrepubl. | | Saargebiet | | Frankreich 1) | | Belgien | | Luxemburg | | Italien 2) | | Niederlande | | Montan-Union | | Großbritann. | | U S A | |
| | | | Anzahl | % | Anzahl | % | Anzahl | % | Anzahl | % | Anzahl | % | Anzahl | % | Anzahl | % | Anzahl | % | Anzahl | % | Anzahl | % |
| Steinkohlenbergbau | 1952 | Anzahl | 473 600 | 47 | 60 200 | 6 | 247 400 | 25 | 161 500 | a)16 | - | - | 10 300 | 1 | 54 100 | 5 | 1007 100 | 100 | 715 751 | 71 | 401 200 | 40 |
| I) Arbeiter insgesamt | 1953 | " | 486 500 | 49 | 59 000 | 6 | 234 300 | a)24 | 146 300 | a)15 | - | - | 10 000 | 1 | 54 300 | 5 | 990 400 | 100 | 716 900 | 72 | 351 000 | 35 |
| | 1954 | " | 479 500 | 50 | 58 300 | 6 | 226 000 | 23 | 139 100 | 14 | - | - | 8 500 | 1 | 55 500 | 6 | 966 900 | 100 | 707 300 | 73 | . | . |
| | 1955 | " | 479 000 | 50 | 57 500 | 6 | 215 100 | d)22 | 142 800 | 15 | - | - | 6 500 | 1 | 54 500 | 6 | 955 400 | 100 | 704 100 | 74 | . | . |
| | 1956 | " | 489 600 | 51 | 57 300 | 6 | 211 700 | 22 | 135 200 | 14 | - | - | 6 000 | 1 | 54 800 | 6 | 954 600 | 100 | . | . | . | . |
| davon unter Tage | 1952 | " | 328 200 | 48 | 38 300 | 6 | 164 300 | 24 | 119 700 | 17 | - | - | 7 200 | 1 | 30 500 | 4 | 688 200 | 100 | 554 639 | 81 | 302 000 | 44 |
| | 1953 | " | 337 200 | 50 | 37 800 | 6 | 154 500 | 23 | 107 400 | 16 | - | - | 7 300 | 1 | 30 000 | 4 | 674 200 | 100 | 560 700 | 83 | 262 000 | 39 |
| | 1954 | " | 329 800 | 50 | 37 600 | 6 | 148 700 | 22 | 101 900 | 17 | - | - | 6 700 | 1 | 30 700 | 5 | 655 400 | 100 | 558 000 | 84 | . | . |
| | 1955 | " | 329 200 | 50 | 37 000 | 6 | 140 900 | 22 | 106 800 | 16 | - | - | 4 900 | 1 | 30 400 | 5 | 649 200 | 100 | 557 000 | 86 | . | . |
| 1956 | " | 338 400 | 52 | 36 900 | 6 | 139 500 | 21 | 99 700 | 15 | - | - | 4 600 | 1 | 30 800 | 5 | 649 900 | 100 | 559 100 | 86 | . | . | |
| | | | | | | | | | | | | | | | | | | | | | | |
| Schichtleistung je Mann bergm. Belegschaft | 1952 | kg | 1 114 | | 1 037 | | 892 | | 748 | | - | - | . | | . | | . | | 1 212 | | 5 779 | |
| | 1953 | " | 1 104 | | 1 082 | | 927 | | 766 | | - | - | . | | . | | . | | 1 239 | | 6 359 | |
| | 1954 | " | 1 126 | | 1 119 | | 988 | | 784 | | - | - | . | | 967 | | . | | 1 250 | | 8 446 | |
| | 3) 1955 | " | 1 163 | | 1 157 | | 1 040 | | 824 | | - | - | . | | 953 | | . | | 1 245 | | 9 362 | |
| | 1956 | " | 1 190 | | 1 158 | | 1 079 | | 841 | | - | - | . | | 965 | | . | | 1 252 | | . | |
| Schichtleistung je Mann unter Tage | 1952 | kg | 1 475 | | 1 623 | | 1 353 | | 1 051 | | - | - | . | | 1 609 | | e) 1 389 | | 1 607 | | . | |
| | 1953 | " | 1 458 | | 1 676 | | 1 416 | | 1 068 | | - | - | 609 | | 1 567 | | 1 393 | | 1 630 | | . | |
| | 1954 | " | 1 492 | | 1 744 | | 1 504 | | 1 099 | | - | - | 636 | | 1 497 | | 1 438 | | 1 614 | | . | |
| | 1955 | " | 1 544 | | 1 810 | | 1 583 | | 1 148 | | - | - | 867 | | 1 486 | | 1 497 | | 1 602 | | . | |
| | 1956 | " | 1 564 | | 1 819 | | 1 645 | | 1 160 | | - | - | 949 | | 1 496 | | 1 525 | | 1 601 | | . | |
| | | | | | | | | | | | | | | | | | | | | | | |
| Eisenerzbergbau | 1952 | Anzahl | 20 386 | 37 | - | - | 28 620 | 53 | 92 | 0 | 3 117 | 6 | 2 281 | 4 | - | - | 54 496 | 100 | 5 115 | 9 | . | . |
| II) Arbeiter insgesamt | 1953 | " | 20 395 | 38 | - | - | 28 354 | 53 | 57 | 0 | 2 470 | 5 | 2 333 | 4 | - | - | 53 609 | 100 | 4 973 | 9 | . | . |
| | 1954 | " | 18 633 | 38 | - | - | 24 939 | 51 x) | 84 | 0 | 2 382 | 5 | 2 671 | 5 | - | - | 48 709 | 100 | 4 296 | 9 | . | . |
| | 1955 | " | 18 770 | 38 | - | - | 24 658 | 49 x) | 84 | 0 | 2 450 | 5 | 3 974 | 8 | - | - | 49 936 | 100 | x) 4 560 | 9 | . | . |
| | 1956 | " | 19 763 | 39 | - | - | 24 374 | 48 x) | 84 | 0 | 2 447 | 5 | 3 836 | 8 | - | - | 50 504 | 100 | . | . | . | . |
| davon unter Tage | 1952 | " | 13 418 | 37 | - | - | 20 279 | 56 | 71 | 0 | 1 339 | 4 | 1 128 | 3 | - | - | 36 235 | 100 | . | . | . | . |
| | 1953 | " | 13 080 | 37 | - | - | 20 031 | 56 | 44 | 0 | 1 268 | 4 | 1 172 | 3 | - | - | 35 595 | 100 | . | . | . | . |
| | 1954 | " | 11 995 | 36 | - | - | 18 769 | 57 | 70 | 0 | 1 105 | 3 | 1 032 | 3 | - | - | 32 971 | 100 | . | . | . | . |
| | 1955 | " | 12 439 | 37 | - | - | 18 487 | 55 | 70 | 0 | 1 196 | 4 | 1 466 | 4 | - | - | 33 658 | 100 | . | . | . | . |
| 1956 | " | . | | - | - | . | . | . | | . | | . | | - | - | 33 965 | 100 | . | . | . | . | |
| | | | | | | | | | | | | | | | | | | | | | | |
| Eisen schaff. Industrie | 1952 | Anzahl | 142 900 | 33 | 27 031 | 6 | 136 668 | 32 | 49 747 | 12 | 16 481 | 4 | 51 115 | 12 | 6 673 | 2 | 430 615 | 100 | . | . | . | . |
| III) Arbeiter insgesamt | 1953 | " | 140 000 | 34 | 25 600 | 6 | 126 300 | 31 | 45 336 | 11 | 16 264 | 4 | 48 751 | 12 | 6 737 | 2 | 408 988 | 100 | . | . | . | . |
| | 1954 | " | 143 681 | 35 | 25 577 | 6 | 118 102 | b)29 | 47 006 | 11 | 16 962 | 4 | 51 857 | 13 | 6 716 | 2 | 409 901 | 100 | . | . | . | . |
| | 1955 | " | 151 787 | 36 | 26 131 | 6 | 122 355 | 29 | 49 401 | 11 | 17 497 | 4 | 54 002 | 12 | 6 984 | 2 | 428 157 | 100 | . | . | . | . |
| | 1956 | " | 158 387 | 36 | 26 959 | 6 | 125 942 | 29 | 52 213 | 11 | 18 265 | 4 x) | 55 750 | 12 | 7 250 | 2 | 444 766 | 100 | . | . | . | . |
| | | | | | | | | | | | | | | | | | | | | | | |
| Gesamt- belegschaft I + II + III | 1952 | " | 636 886 | 43 | 87 231 | 6 | 412 688 | 28 | 211 339 | 14 | 19 598 | 1 | 63 696 | 4 | 60 773 | 4 | 1492 211 | 100 | . | . | . | . |
| | 1953 | " | 646 895 | 45 | 84 600 | 6 | 388 954 | 27 | 191 693 | 13 | 18 734 | 1 | 61 084 | 4 | 61 037 | 4 | 1452 997 | 100 | . | . | . | . |
| | 1954 | " | 641 814 | 45 | 83 877 | 6 | 369 041 | 26 | 186 190 | 13 | 19 344 | 1 | 63 028 | 4 | 62 216 | 4 | 1425 510 | 100 | . | . | . | . |
| | 1955 | " | 649 557 | 45 | 83 631 | 6 | 362 113 | 25 | 192 285 | 13 | 19 947 | 1 | 64 476 | 4 | 61 484 | 4 | 1433 493 | 100 | . | . | . | . |
| | 1956 x) | " | 667 750 | 46 | 84 259 | 6 | 362 016 | 25 | 187 497 | 13 | 20 712 | 1 | 65 586 | 5 | 62 050 | 4 | 1449 870 | 100 | . | . | . | . |

1) Einschl. der nicht nationalisierten Zechen. 2) Nur Sulcis. 3) Stat.d.Kohlenwirtschaft. 4) Quelle: Hohe Behörde. 5) In Betrieben, deren Erzeugung unter den Montan-Vertrag fällt, einschl. der anteiligen Arbeiter in den Verwaltungen sowie den Hilfs- und Nebenbetrieben der Werke. 6) Jahresdurchschnitte, ohne die Arbeiter in den Kokereien, Brikettfabriken, sonst. Betrieben und Werkverwaltungen.

a) Stand Ende Oktober. b) Infolge Änderung der Erfassungsmethode mit den Vorjahren nicht vergleichbar. c) ohne Italien. d) Nur nationalisierte Zechen. e) 1951-1953 einschl. des Überwachungspersonals. f) Nur Steinkohlenzechen ohne Tagebau.

x) Vorläufige Zahlen.

Vorhandene und in Betrieb befindliche Hochöfen und Stahllöfen

| | Stand am Jahres- ende | M o n t a n - U n i o n - L ä n d e r | | | | | | | | | | | | | | | | Außerdem El.-Roh- eisenöfen M.-Union | | Vergleichsländer | | | |
|----------------------|-----------------------------|---------------------------------------|---------|-----------|---------|------------|---------|-----------|---------|-----------|---------|-----------|---------|-------------|---------|--------------|---------|---|------|------------------|---------|-------|---------|
| | | Bundesrepubl. | | Saarland | | Frankreich | | Belgien | | Luxemburg | | Italien | | Niederlande | | Montan-Union | | | | Großbritann. | | U S A | |
| | | Einheiten | | Einheiten | | Einheiten | | Einheiten | | Einheiten | | Einheiten | | Einheiten | | Einheiten | | Einheiten | | Einheiten | | | |
| | | vorh. | i.Betr. | vorh. | i.Betr. | vorh. | i.Betr. | vorh. | i.Betr. | vorh. | i.Betr. | vorh. | i.Betr. | vorh. | i.Betr. | vorh. | i.Betr. | vorh. | i.B. | vorh. | i.Betr. | vorh. | i.Betr. |
| Stand der Hochöfen | 1951 | 123 | 90 | 30 | 23 | 175 | 110 | 50 | 49 | 32 | 27 | 10 | 7 | 3 | 3 | - | - | • | • | 137 | 100 | 251 | 242 |
| | 1952 | 122 | 98 | 30 | 24 | 161 | 117 | 50 | 50 | 32 | 27 | 11 | 7 | 3 | 3 | - | - | • | • | 139 | 103 | 258 | 247 |
| | 1953 | 121 | 80 | 30 | 20 | 152 | 98 | 51 | 42 | 31 | 23 | 11 | 7 | 3 | 3 | 399 | 264 | 66 | 19 | 137 | 105 | 260 | 210 |
| | 1954 | 121 | 92 | 30 | 24 | 151 | 108 | 53 | 47 | 31 | 26 | 11 | 7 | 3 | 3 | 400 | 307 | 65 | 22 | 138 | 100 | 261 | 206 |
| | 1955 | 122 | 106 | 30 | 26 | 148 | 121 | 52 | 51 | 31 | 27 | 11 | 8 | 3 | 3 | 397 | 342 | 63 | 16 | 138 | 101 | 261 | 247 |
| | 1956 | 123 | 111 | 30 | 26 | 149 | 124 | 53 | 50 | 31 | 29 | 11 | 9 | 3 | 3 | 400 | 352 | 66 | 14 | 138 | 101 | 262 | 249 |
| | 1957 | 125 | 111 | 30 | 26 | 146 | 124 | 53 | 51 | 31 | 28 | 11 | 9 | 3 | 3 | 399 | 352 | 63 | 14 | | 96 | | |
| | 1957 1.V | 123 | 109 | 30 | 27 | 149 | 124 | 53 | 51 | 31 | 29 | 11 | 9 | 3 | 2 | 400 | 351 | 65 | 21 | • | 97 | | |
| | 2." | 124 | 110 | 30 | 28 | 149 | 125 | 53 | 50 | 31 | 28 | 11 | 9 | 3 | 3 | 401 | 333 | 65 | 45 | • | 99 | | |
| | 3." | 123 | 112 | 30 | 28 | 147 | 124 | 53 | 50 | 31 | 28 | 11 | 9 | 3 | 3 | 398 | 354 | 66 | 26 | • | 97 | | |
| 1958 | 1." | 125 | 111 | 30 | 26 | 146 | 124 | 53 | 51 | 31 | 28 | 11 | 9 | 3 | 3 | 399 | 352 | 63 | 14 | • | 96 | | |
| | 2." | 124 | 104 | | | | | | | | | | | | | | | | | • | | | |
| | | | | | | | | | | | | | | | | | | | | | | | |
| | | | | | | | | | | | | | | | | | | | | | | | |
| Stand der Stahlwerke | 1951 | • | • | 20 | 16 | 100 | 75 | 51 | • | • | • | • | • | - | - | • | • | | | 8 | • | • | • |
| | 1952 | • | • | 20 | 17 | 97 | 80 | 52 | • | • | • | 4 | • | - | - | • | • | | | 8 | • | • | • |
| | 1953 | 60 | 47 | 20 | 17 | 97 | 89 | 52 | 48 | 25 | 24 | 4 | 2 | - | - | 259 | 224 | | | 8 | • | • | • |
| | 1954 | 66 | 52 | 20 | 18 | 101 | 95 | 52 | 48 | 25 | 24 | 4 | 1 | - | - | 268 | 238 | | | 7 | • | • | • |
| | 1955 | 67 | 51 | 20 | 17 | 101 | 95 | 53 | 51 | 25 | 25 | 4 | 1 | - | - | 270 | 240 | | | 7 | • | • | • |
| | 1956 | 68 | 55 | 19 | 17 | 102 | 97 | 53 | 50 | 25 | 24 | 4 | 1 | - | - | 271 | 244 | | | 7 | • | • | • |
| | 1957 | 70 | 59 | 20 | 17 | 102 | 98 | 54 | 52 | 25 | 24 | 4 | 1 | - | - | 275 | 251 | | | 7 | • | • | • |
| | 1957 1.V | 68 | 58 | 19 | 17 | 102 | 96 | 54 | 51 | 25 | 25 | 4 | 1 | - | - | 272 | 248 | | | • | • | • | • |
| | 2." | 70 | 61 | 19 | 17 | 102 | 96 | 54 | 29 | 25 | 24 | 4 | 1 | - | - | 274 | 228 | | | • | • | • | • |
| | 3." | 70 | 61 | 19 | 17 | 102 | 98 | 54 | 53 | 25 | 25 | 4 | 1 | - | - | 274 | 255 | | | • | • | • | • |
| 1958 | 4." | 70 | 59 | 20 | 17 | 102 | 98 | 54 | 52 | 25 | 24 | 4 | 1 | - | - | 275 | 251 | | | | | | |
| | 1." | 71 | 60 | | | | | | | | | | | | | | | | | | | | |
| | 2." | | | | | | | | | | | | | | | | | | | | | | |
| | | | | | | | | | | | | | | | | | | | | | | | |
| Siemens-Martin-Ofen | 1951 | • | • | 15 | 10 | 127 | 91 | 29 | • | • | • | • | • | • | • | • | • | | | 405 | • | • | • |
| | 1952 | • | • | 15 | 11 | 129 | 89 | 29 | • | • | • | • | • | • | • | • | • | | | 391 | • | • | • |
| | 1953 | 193 | 143 | 15 | 13 | 127 | 73 | 27 | 11 | 1 | - | 73 | 42 | 10 | 9 | 446 | 291 | | | 397 | • | • | • |
| | 1954 | 202 | 166 | 15 | 12 | 124 | 71 | 25 | 17 | - | - | 75 | 50 | 10 | 8 | 451 | 324 | | | 397 | • | • | • |
| | 1955 | 203 | 166 | 15 | 14 | 122 | 85 | 27 | 23 | - | - | 72 | 55 | 10 | 7 | 449 | 349 | | | 391 | • | • | • |
| | 1956 | 205 | 170 | 15 | 13 | 125 | 89 | 26 | 21 | - | - | 74 | 54 | 11 | 10 | 456 | 357 | | | 391 | • | • | • |
| | 1957 | 214 | 170 | 15 | 14 | 124 | 81 | 26 | 18 | - | - | 75 | 54 | 11 | 8 | 465 | 345 | | | | | | |
| | 1957 1.V | 209 | 175 | 15 | 14 | 125 | 87 | 26 | 23 | - | - | 74 | 56 | 11 | 10 | 460 | 365 | | | • | • | • | • |
| | 2." | 210 | 180 | 15 | 13 | 125 | 86 | 26 | 7 | - | - | 73 | 58 | 11 | 9 | 460 | 353 | | | • | • | • | • |
| | 3." | 213 | 176 | 15 | 12 | 123 | 81 | 26 | 22 | - | - | 75 | 60 | 11 | 10 | 463 | 361 | | | | | | |
| 1958 | 4." | 214 | 170 | 15 | 14 | 124 | 81 | 26 | 18 | - | - | 75 | 54 | 11 | 8 | 465 | 345 | | | | | | |
| | 1." | 215 | 157 | | | | | | | | | | | | | | | | | | | | |
| | 2." | | | | | | | | | | | | | | | | | | | | | | |
| | | | | | | | | | | | | | | | | | | | | | | | |
| Elektro-Ofen | 1951 | • | • | 5 | 3 | 121 | 95 | • | • | • | • | • | • | • | • | • | • | | | 198 | • | • | • |
| | 1952 | • | • | 5 | 3 | 122 | 90 | • | • | • | • | • | • | • | • | • | • | | | 211 | • | • | • |
| | 1953 | 104 | 88 | 5 | 3 | 125 | 90 | 29 | 25 | 3 | 3 | 171 | 122 | 7 | 7 | 444 | 338 | | | 224 | • | • | • |
| | 1954 | 123 | 114 | 5 | 4 | 126 | 85 | 22 | 18 | 3 | 3 | 182 | 128 | 7 | 7 | 468 | 359 | | | 232 | • | • | • |
| | 1955 | 132 | 124 | 5 | 3 | 126 | 98 | 26 | 22 | 3 | 3 | 176 | 126 | 7 | 7 | 475 | 382 | | | 247 | • | • | • |
| | 1956 | 146 | 133 | 5 | 3 | 131 | 95 | 30 | 17 | 5 | 5 | 189 | 136 | 7 | 7 | 513 | 396 | | | 251 | • | • | • |
| | 1957 | 156 | 133 | 5 | 5 | 128 | 94 | 30 | 19 | 5 | 5 | 201 | 137 | 8 | 7 | 533 | 400 | | | | | | |
| | 1957 1.V | 147 | 131 | 5 | 4 | 128 | 100 | 28 | 20 | 5 | 5 | 195 | 140 | 8 | 8 | 516 | 408 | | | • | • | • | • |
| | 2." | 146 | 128 | 5 | 3 | 127 | 99 | 29 | 13 | 5 | 5 | 195 | 152 | 8 | 8 | 515 | 408 | | | • | • | • | • |
| | 3." | 150 | 130 | 5 | 4 | 128 | 96 | 30 | 19 | 5 | 5 | 197 | 143 | 8 | 7 | 523 | 404 | | | | | | |
| 1958 | 4." | 156 | 133 | 5 | 5 | 128 | 94 | 30 | 19 | 5 | 5 | 201 | 137 | 8 | 7 | 533 | 400 | | | | | | |
| | 1." | | | | | | | | | | | | | | | | | | | | | | |
| | 2." | | | | | | | | | | | | | | | | | | | | | | |
| | | | | | | | | | | | | | | | | | | | | | | | |

| | Jahr | Einheit | Montan-Union-Länder | | | | | | | | | | | | | | | | Vergleichsländer | | | |
|---|--------------------|-----------|---------------------|-------|----------|---------|------------|---------|---------|---------|-----------|-------|---------|--------|-------------|-------|--------------|---------|------------------|-------|----------|--------|
| | | | Bundesrepubl. | | Saarland | | Frankreich | | Belgien | | Luxemburg | | Italien | | Niederlande | | Montan-Union | | Großbritann. | | U S A | |
| | | | Menge | % | Menge | % | Menge | % | Menge | % | Menge | % | Menge | % | Menge | % | Menge | % | Menge | % | Menge | % |
| Steinkohlenbergbau | | | | | | | | | | | | | | | | | | | | | | |
| Wahrscheinliche a) Kohlenlagerstätten | | Mill.t | 224 300 | 87 | 9 200 | 3 | 10 000 | 4 | 11 000 | 4 | - | - | 24 | 0 | 4 400 | 2 | 259 000 | 100 | 175 000 | 67 | 2028 000 | 783 |
| Bisherige Jahres- höchstförderung | siehe unter % | Mill.t | 134,4 | 1956 | 17,3 | 1955 | 55,4 | 1952 | 30,4 | 1952 | - | - | 1,2 | 1951 | 12,5 | 1952 | 249,0 | 1956 | 230,4 | 1952 | 621,4 | 1947 |
| Marktversorgung mit Kohle b) insgesamt | 1953 | Mill.t | 120,0 | 50 | 8,4 | 3 | 58,8 | 24 | 26,7 | 11 | 0,3 | 0 | 10,0 | 4 | 17,3 | 7 | 241,5 | 100 | 212 | 88 | 412 | 171 |
| | 1954 | " | 120,3 | 49 | 8,4 | 3 | 60,7 | 25 | 27,6 | 11 | 0,3 | 0 | 10,5 | 4 | 18,1 | 7 | 245,7 | 100 | 215 | 88 | 352 | 143 |
| | 1955 | " | 134,1 | 52 | 9,2 | 3 | 62,1 | 23 | 29,0 | 11 | 0,3 | 0 | 11,4 | 4 | 18,7 | 7 | 264,3 | 100 | 223 | 84 | x)402 | 152 |
| | 1956 | " | 140,6 | 50 | 9,7 | 3 | 70,6 | 25 | 30,1 | 11 | 0,4 | 0 | 12,0 | 4 | 19,8 | 7 | 283,2 | | x)221 | 78 | x)402 | 152 |
| je Einw. in kg | 1953 | kg | 2 194 | | 7 811 | | 1 472 | | 2 905 | | 11 184 | | 210 | | 1 572 | | 1 461 | | 4 189 | | 2 530 | |
| | 1954 | " | 2 258 | | 7 731 | | 1 511 | | 3 005 | | 11 111 | | 220 | | 1 620 | | 1 502 | | 4 234 | | 2 230 | |
| | 1955 | " | 2 494 | | 8 770 | | 1 562 | | 3 157 | | 12 298 | | 240 | | 1 628 | | 1 610 | | 4 375 | | x)2 432 | |
| | 1956 | " | | | | | | | | | | | | | | | | x)4 316 | | | | |
| Eisenerzbergbau | | | | | | | | | | | | | | | | | | | | | | |
| Eisenerzvorkommen c) | | Mill.t | 2 510 | 24 | - | - | 7 800 | 74 | 0 | 0 | 250 | 2 | 31 | 0 | - | - | 10 591 | 100 | . | . | . | . |
| durchschnittl. Fe % | | Fe % | 27 | | - | - | 29,2 | | . | . | 25 | | 43,5 | | - | - | 28,6 | | . | . | . | . |
| " Fe t | | Mill.t Fe | 680 | 22 | - | - | 2 277 | 75 | . | . | 63 | 2 | 14 | 1 | - | - | 3 034 | 100 | 1 283 | 42 | 1 890 | 62 |
| Bisherige Jahres- höchstförderung | siehe unter % | Mill.t | 16,9 | 1956 | - | - | 53,4 | 1956 | 0,2 | 1956 | 7,6 | 1956 | 2,6 | 1956 | - | - | 80,7 | 1956 | 16,6 | 1956 | 119,9 | 1953 |
| Eisen schaffende Industrie | | | | | | | | | | | | | | | | | | | | | | |
| Anzahl der Unternehmungen | | | | | | | | | | | | | | | | | | | | | | |
| Gesellschaften | 1955 | Anzahl | 87 | 25 | 6 | 2 | 92 | 26 | 31 | 9 | 3 | 1 | 132 | 37 | 4 | 1 | 355 | 100 | . | . | . | . |
| Werke | " | " | 110 | 24 | 6 | 1 | 133 | 29 | 38 | 8 | 7 | 2 | 156 | 34 | 5 | 1 | 455 | 100 | . | . | . | . |
| Bisherige Jahres- höchsterzeugung | | | | | | | | | | | | | | | | | | | | | | |
| | | | | | | | | | | | | | | | | | | | | | | |
| | | | | | | | | | | | | | | | | | | | | | | |
| | | | | | | | | | | | | | | | | | | | | | | |
| Roheisen | siehe unter % | 1000 t | 17 576 | 1956 | 3 020 | 1956 | 11 436 | 1956 | 5 676 | 1956 | 3 276 | 1956 | 1 936 | 1956 | 670 | 1955 | 43 590 | 1956 | 13 380 | 1956 | 70 570 | 1955 |
| Rohstahl | " | " | 23 187 | " | 3 375 | " | 13 390 | " | 6 364 | " | 3 455 | " | 5 900 | " | 1 049 | 1956 | 56 720 | " | 20 988 | " | 106 173 | " |
| Walzstahl | " | " | 15 355 | " | 2 352 | " | 9 300 | " | 4 728 | " | 2 604 | " | 3 948 | " | 867 | 1955 | 39 127 | " | 15 108 | " | 82 243 | " |
| Direkte Brutto-Stunden- löhne in der Eisen- u. Stahl-Ind. (Abgrenzung des Vertrages) | | | | | | | | | | | | | | | | | | | | | | |
| | | | | | | | | | | | | | | | | | | | | | | |
| | | | | | | | | | | | | | | | | | | | | | | |
| | | | | | | | | | | | | | | | | | | | | | | |
| | | | | | | | | | | | | | | | | | | | | | | |
| 1953 | Landes- währung | DM | 2,06 | | 169,88 | | 154,15 | | 30,36 | | 33,07 | | 236,90 | | 1,50 | | - | | . | . | . | . |
| 1954 | " | | 2,13 | | 169,88 | | 159,80 | | 31,23 | | 33,35 | | 245,29 | | 1,62 | | | | . | . | . | . |
| 1955 | " | | 2,32 | | 196,21 | | 179,35 | | 32,71 | | 35,99 | | 256,25 | | 1,77 | | | | . | . | . | . |
| 1956 | " | | 2,53 | | 218,79 | | 199,61 | | 34,47 | | 40,01 | | 272,45 | | 1,87 | | | | . | . | . | . |
| Bodenfläche | | 1000 qkm | 245,3 | 21 | 2,6 | 0 | 551,0 | 47 | 30,5 | 3 | 2,6 | 0 | 301,2 | 26 | 32,4 | 3 | 1165,6 | 100 | 244,0 | 21 | 7828,0 | 672 |
| Einwohnersahl d) | 1955 | 1000 | 49 185 | 30 | 992 | 1 | 43 279 | 27 | 8 868 | 5 | 309 | 0 | 48 063 | 30 | 10 751 | 7 | 161 447 | 100 | 50 968 | 32 | 165 270 | 102 |
| | 1956 | " | 49 783 | 31 | 1 000 | 1 | 43 648 | 27 | 8 924 | 5 | 312 | 0 | 48 279 | 30 | 10 888 | 7 | 162 236 | 100 | 51 208 | 32 | 168 174 | 104 |
| | 1957 | " | 50 457 | 31 | 1 013 | 1 | 44 000 | 27 | 8 924 | 5 | 312 | 0 | 48 353 | 29 | 11 009 | 7 | 164 068 | 100 | 51 455 | 31 | 171 229 | 104 |
| | | | | | | | | | | | | | | | | | | | | | | |
| Gesamt- Außenhandelsumsätze wertmäßig in \$ e) | 1952 | Mill.\$ | Einf. | Ausf. | Einfuhr | Ausfuhr | Einfuhr | Ausfuhr | Einfuhr | Ausfuhr | Einf. | Ausf. | Einf. | Ausf. | Einf. | Ausf. | Einf. | Ausf. | Einf. | Ausf. | Einf. | Ausf. |
| | 1953 | " | 3 814 | 4 002 | 4 326 | 3 827 | 2 444 | 2 445 | 2 336 | 1 387 | 2 223 | 2 109 | 15 143 | 13 770 | 9 335 | 7 237 | 10 815 | 15 053 | 9 066 | 7 230 | 10 874 | 15 660 |
| | 1954 | " | 3 771 | 4 389 | 3 942 | 3 782 | 2 405 | 2 251 | 2 420 | 1 507 | 2 375 | 2 153 | 14 913 | 14 082 | 9 165 | 7 488 | 10 319 | 14 981 | 9 165 | 7 488 | 10 319 | 14 981 |
| | 1955 | " | 4 581 | 5 248 | 4 221 | 4 181 | 2 535 | 2 300 | 2 439 | 1 638 | 2 858 | 2 414 | 16 634 | 15 781 | 10 557 | 8 138 | 11 408 | 15 420 | 10 557 | 8 138 | 11 408 | 15 420 |
| | 1956 | " | 5 793 | 6 135 | 4 688 | 4 798 | 2 830 | 2 776 | 2 706 | 1 857 | 3 208 | 2 687 | 19 225 | 18 253 | 10 480 | 8 882 | 12 590 | 18 838 | 10 480 | 8 882 | 12 590 | 18 838 |
| | 1956 x) | " | 6 614 | 7 345 | 5 553 | 4 538 | 3 263 | 3 151 | 3 169 | 2 156 | 3 656 | 2 828 | 22 252 | 20 018 | | | | | | | | |
| | | | | | | | | | | | | | | | | | | | | | | |

x) Vorläufige Zahlen. a) Bis 2000 m Tiefe, Schätzungen. b) Bei Montan-Union-Ländern: Steinkohlenförderung + Einfuhr ./.. Ausfuhr ± Lagerveränderungen von Steinkohle, -Koks und -Briketts, t-t gerechnet; bei Vergleichsländern ohne Lagerveränderungen. c) Wahrscheinliche Vorkommen, geschätzt. d) Jahresmitte. e) Einfuhr cif, Ausfuhr fob. f) Bei USA Einfuhr fob; einschl. Alaska, Hawai und Porto Rico.