

STATISTISCHE BERICHTE



Herausgeber: Statistisches Bundesamt/Außenstelle Düsseldorf
Eisen- und Stahlstatistik

Arbeits-Nr. IV/22/87

Erschienen am


MONATSAHLEN ZUR MONTAN-UNION

mit Vergleichszahlen für Großbritannien und USA

Nov. 1959

Nachdruck, auch auszugsweise, nur mit Quellenangabe gestattet.

Die Berichte 1-67 sind außerhalb der Arbeitsreihe IV/22 herausgegeben worden.



Inhalt

| | | Seite |
|-----------------------------|--|-------|
| Vorbemerkung | Zeichenerklärung | 1 |
| A. Gesamtübersichten | Tabellen und Schaubilder | 2-3 |
| B. Förderung/Erzeugung | 1. Steinkohle, Koks, Steinkohlenbriketts, Braunkohlen | 4 |
| | 2. Eisenerze, Sinter, Schrott | 5 |
| | 3. Erzeugungsanlagen: Hochöfen und Stahlöfen | 6 |
| | 4. Roheisen nach Sorten | 7 |
| | 5. Rohstahl nach Sorten | 8-9 |
| | 6. Walzstahlfertigerzeugnisse nach Sorten | 10-11 |
| | 7. Weiterverarbeitete Walzstahlfertigerzeugnisse | 12 |
| | 8. Anteile der Länder an der Förderung/Erzeugung der Montan-Union in v.H. | 13 |
| C. Verbrauch | 1. Eisenerze, Manganerze, Sinter, Schrott und Koks für die Roheisenerzeugung | 14 |
| | 2. Roheisen und Schrott für die Stahlerzeugung | 15 |
| | 3. Verbrauch je t-Roheisenerzeugung | 16 |
| | Verbrauch je t-Rohstahlerzeugung | 16 |
| D. Außenhandel | 1. Kohle, Koks und Briketts, Eisenerze | 17 |
| | 2. Schrott, Roheisen | 18 |
| | 3. Rohblöcke und Stahlhalbzeug, Warmbreitband | 19 |
| | 4. Walzstahl insgesamt, Eisenbahnoberbaumaterial | 20 |
| | 5. Schwere Profile, leichte Profile | 21 |
| | 6. Walzdraht, Bandstahl | 22 |
| | 7. Grob- und Mittelbleche, Feinbleche | 23 |
| | 8. Transformatoren- und Dynamobleche, sonstige Bleche | 24 |
| | 9. Weiterverarbeitete Walzstahlerzeugnisse, Stahlröhren | 25 |
| E. Erzeugung und Versorgung | 1. Rohstahl, Walzstahl, Eisenerze, Kohle, insgesamt | 26 |
| | 2. Rohstahl, Walzstahl, Eisenerze, Kohle, je Kopf der Bevölkerung | 27 |
| | 3. Walzstahlfertigerzeugnisse nach Sorten | 28 |
| F. Bestände | Steinkohle, Koks, Eisenerze, Schrott | 29 |
| G. Belegschaft und Leistung | 1. Beschäftigte/Arbeiter im Steinkohlenbergbau, Eisenerzbergbau und in der Eisen schaffenden Industrie | 30 |
| | 2. Schichtleistung im Steinkohlenbergbau | |
| H. Löhne | Brutto-Stundenlöhne im Steinkohlenbergbau, Eisenerzbergbau und in der Eisen schaffenden Industrie | 31 |
| I. Allgemeines | Ausgewählte Wirtschafts- und Kennzahlen | 32 |

Vorbemerkung

Die "Monatszahlen zur Montan-Union" enthalten ausgewählte Zahlenreihen über wichtige wirtschaftliche Tatbestände und Vorgänge, die für eine Beobachtung der Entwicklung innerhalb der Montan-Union sowie der Vergleichsländer Großbritannien und USA von besonderer Bedeutung sind oder brauchbare Anhaltspunkte bieten.

Das nach Ländern der Montan-Union aufgegliederte Zahlenmaterial erstreckt sich hauptsächlich auf den Steinkohlenbergbau, den Eisenerzbergbau sowie die Eisen- und Stahlindustrie. In erster Linie werden die im Vertrag über die Gründung der Europäischen Gemeinschaft für Kohle und Stahl genannten Erzeugnisse berücksichtigt, wobei Erzeugung und Förderung, Rohstoffverbrauch und -versorgung sowie Bezüge und Lieferungen im Vordergrund stehen. Darüber hinaus werden Bestände, Belegschaft, Löhne und allgemeine Wirtschaftszahlen dargestellt.

Die Zahlen entstammen größtenteils den Fachstatistiken der Länder und den Veröffentlichungen der Hohen Behörde in Luxemburg. Wegen Benutzung verschiedener Quellen sind die Zahlen mit anderen Veröffentlichungen des Statistischen Bundesamtes nicht immer vergleichbar.

Für die einzelnen Länder gilt der jetzige Gebietsstand. Unter der Bezeichnung "Bundesgebiet" ist Bundesrepublik ohne Saarland und Berlin-West zu verstehen. Das Saarland ist nur ausnahmsweise in den Zahlen von Frankreich enthalten. Bei Italien ist Triest eingeschlossen.

Die Reihen werden monatlich auf den neuesten Stand gebracht und laufend - ohne besondere Kennzeichnung - berichtet. Die sich bei der Aufrechnung der einzelnen Zahlen ergebenden Differenzen mit den Summen sind auf Abrundungen zurückzuführen.

Bei den Angaben über die Erzeugung von Roheisen und Rohstahl handelt es sich um die Netto-Erzeugung, d.h. bei Roheisen ohne umgeschmolzenes Roheisen und bei Rohstahl ohne Verschmelzstahl. Beim "Außenhandel" (Einfuhr und Ausfuhr) ist beim Bundesgebiet der Handel mit der Sowjetischen Besatzungszone (Interzonenhandel) nicht einbezogen.

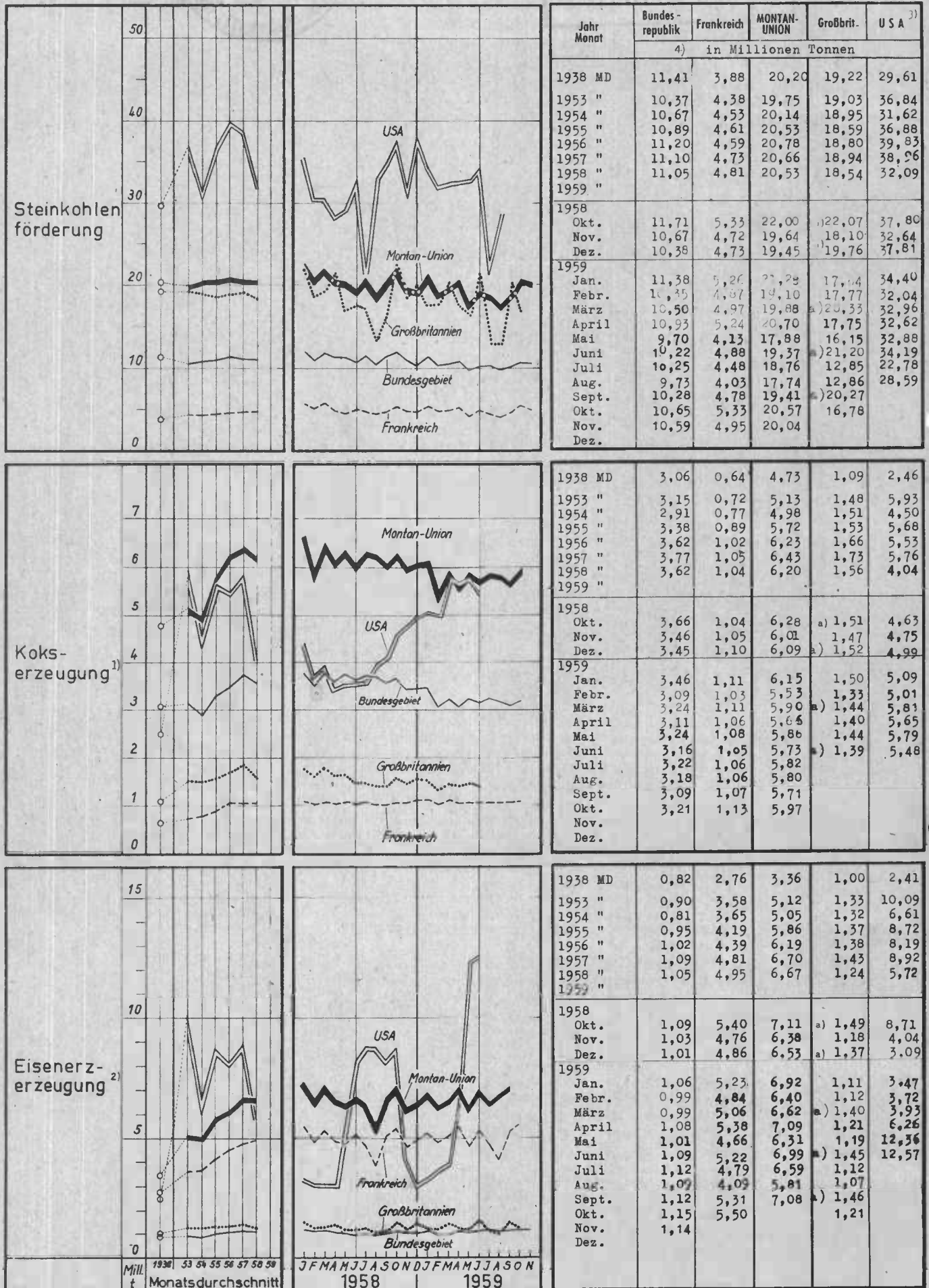
Als Maßeinheit gilt das metrische System.

Zeichenerklärung

- an Stelle einer Zahl = null (nichts)
- 0 oder 0,0 an Stelle einer Zahl = mehr als null, jedoch weniger als die Hälfte der kleinsten Einheit, die in der betr. Tabelle dargestellt wird.
- . an Stelle einer Zahl = kein Nachweis vorhanden
- ... Angaben folgen
- MD bzw. JD = Monats- bzw. Jahresdurchschnitt
- ME bzw. JE = Monats- bzw. Jahresende
- Hj bzw. Vj = Halbjahr bzw. Vierteljahr
- *) = vorläufige oder geschätzte Zahlen

Zusammenfassende Übersichten Förderung/Erzeugung

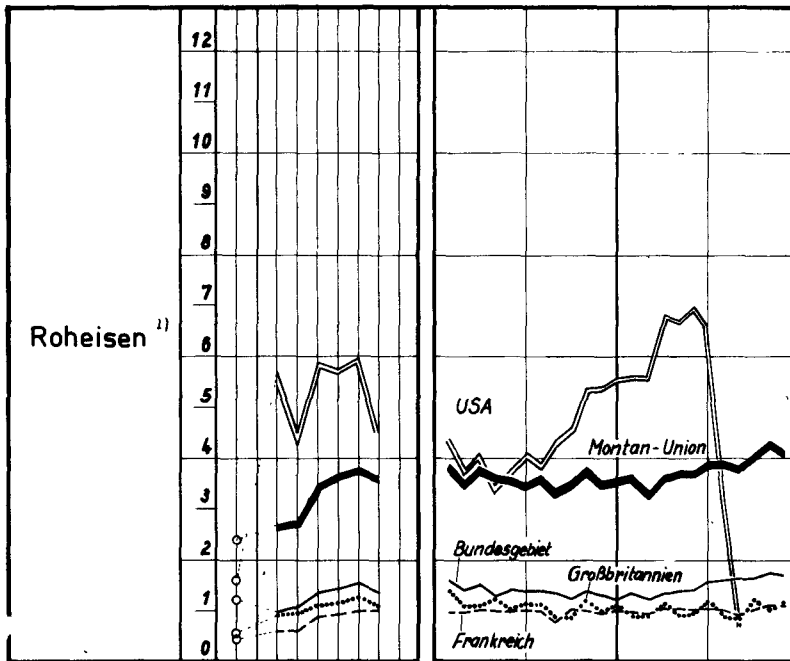
Maßeinheit: Mill. t



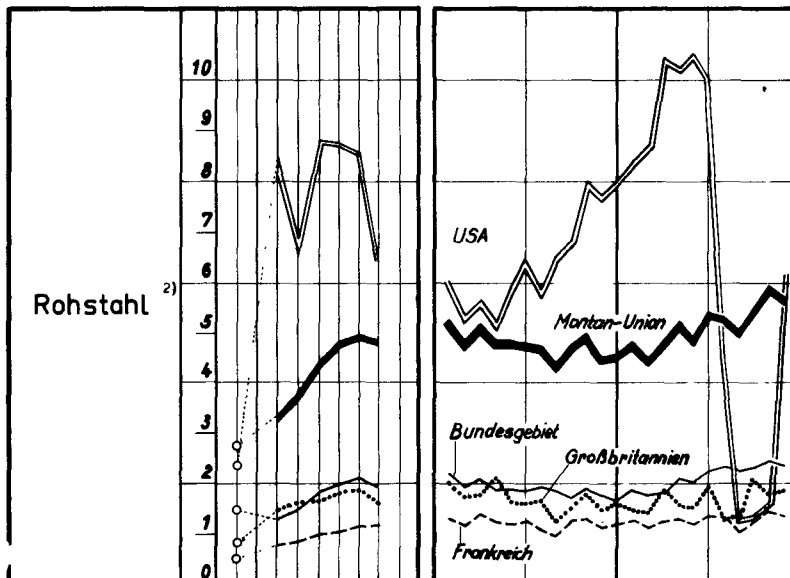
Zusammenfassende Übersichten Erzeugung

3

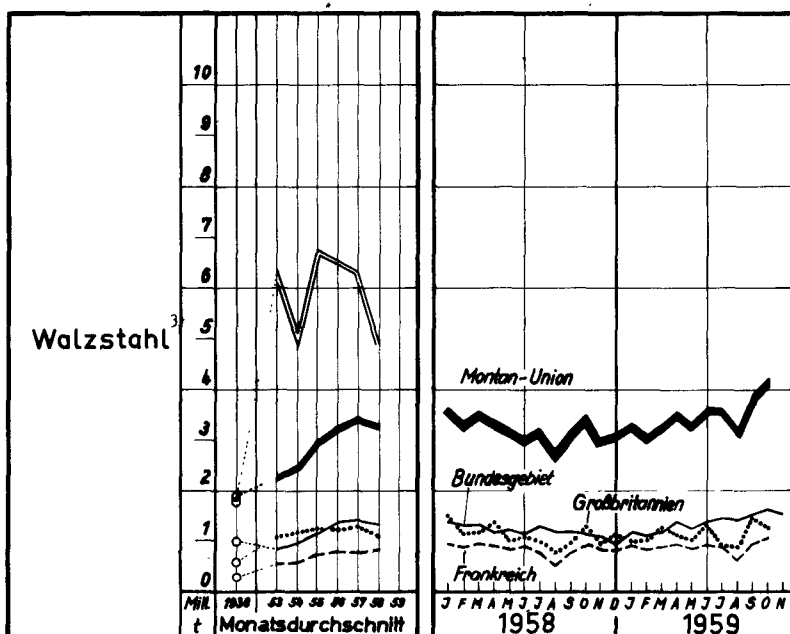
Maßeinheit: Mill. t



| Jahr Monat | Bundes republik | Frankreich | MONTAN- UNION | Großbrit | U S A |
|------------------------|--------------------|------------|------------------|----------|-------|
| 4) in Millionen Tonnen | | | | | |
| 1938 MD | 1,27 | 0,50 | 2,40 | 0,57 | 1,60 |
| 1953 " | 0,97 | 0,72 | 2,62 | 0,95 | 5,73 |
| 1954 " | 1,04 | 0,74 | 2,76 | 1,01 | 4,44 |
| 1955 " | 1,37 | 0,91 | 3,43 | 1,06 | 5,84 |
| 1956 " | 1,47 | 0,95 | 3,63 | 1,12 | 5,74 |
| 1957 " | 1,53 | 0,99 | 3,76 | 1,21 | 5,99 |
| 1958 " | 1,39 | 1,00 | 3,63 | 1,08 | 4,38 |
| 1958 Okt. | 1,37 | 1,07 | 3,76 | a) 1,23 | 5,33 |
| Nov. | 1,33 | 0,99 | 3,53 | 0,95 | 5,39 |
| Dez. | 1,28 | 1,00 | 3,53 | a) 1,13 | 5,51 |
| 1959 Jan. | 1,34 | 0,99 | 3,59 | 0,93 | 5,68 |
| Febr. | 1,23 | 0,94 | 3,34 | 0,90 | 5,62 |
| März | 1,33 | 1,05 | 3,68 | a) 1,12 | 6,81 |
| April | 1,43 | 1,05 | 3,79 | 0,94 | 6,71 |
| Mai | 1,46 | 1,03 | 3,78 | 0,98 | 7,03 |
| Juni | 1,56 | 1,05 | 3,94 | a) 1,20 | 6,61 |
| Juli | 1,61 | 1,01 | 3,94 | 0,90 | 3,24 |
| Aug. | 1,63 | 0,90 | 3,86 | 0,89 | 0,86 |
| Sept. | 1,65 | 1,05 | 4,06 | a) 1,28 | |
| Okt. | 1,79 | 1,11 | 4,33 | 1,10 | |
| Nov. | 1,70 | 1,11 | 4,18 | 1,14 | |
| Dez. | | | | | |



| | | | | | |
|-----------|------|------|------|---------|-------|
| 1938 MD | 1,49 | 0,52 | 2,73 | 0,88 | 2,40 |
| 1953 " | 1,29 | 0,83 | 3,30 | 1,49 | 8,44 |
| 1954 " | 1,45 | 0,89 | 3,65 | 1,57 | 6,68 |
| 1955 " | 1,78 | 1,05 | 4,38 | 1,68 | 8,79 |
| 1956 " | 1,93 | 1,12 | 4,73 | 1,75 | 8,71 |
| 1957 " | 2,04 | 1,18 | 4,98 | 1,84 | 8,52 |
| 1958 " | 1,90 | 1,22 | 4,83 | 1,66 | 6,44 |
| 1958 Okt. | 1,89 | 1,33 | 5,05 | a) 1,84 | 8,00 |
| Nov. | 1,78 | 1,16 | 4,58 | 1,43 | 7,76 |
| Dez. | 1,68 | 1,20 | 4,57 | a) 1,60 | 7,90 |
| 1959 Jan. | 1,85 | 1,22 | 4,80 | 1,46 | 8,45 |
| Febr. | 1,74 | 1,14 | 4,50 | 1,42 | 8,71 |
| März | 1,82 | 1,28 | 4,87 | a) 1,84 | 10,49 |
| April | 2,15 | 1,31 | 5,30 | 1,57 | 10,23 |
| Mai | 2,01 | 1,22 | 4,96 | 1,56 | 10,52 |
| Juni | 2,23 | 1,32 | 5,40 | a) 1,97 | 9,90 |
| Juli | 2,32 | 1,24 | 5,35 | 1,30 | 4,74 |
| Aug. | 2,29 | 1,02 | 5,07 | 1,37 | 1,31 |
| Sept. | 2,32 | 1,29 | 5,55 | a) 2,17 | 1,39 |
| Okt. | 2,48 | 1,42 | 5,99 | 1,79 | 1,55 |
| Nov. | 2,39 | 1,37 | 5,72 | 1,88 | 6,59 |
| Dez. | | | | | |



| | | | | | |
|-----------|------|------|------|---------|------|
| 1938 MD | 0,98 | 0,34 | 1,86 | 0,61 | 1,78 |
| 1953 " | 0,83 | 0,57 | 2,27 | 1,06 | 6,35 |
| 1954 " | 0,94 | 0,61 | 2,47 | 1,12 | 5,07 |
| 1955 " | 1,16 | 0,74 | 3,01 | 1,20 | 6,66 |
| 1956 " | 1,28 | 0,80 | 3,27 | 1,25 | 6,59 |
| 1957 " | 1,35 | 0,84 | 3,40 | 1,31 | 6,34 |
| 1958 " | 1,25 | 0,87 | 3,30 | 1,17 | 4,51 |
| 1958 Okt. | 1,26 | 0,97 | 3,53 | a) 1,30 | . |
| Nov. | 1,12 | 0,84 | 3,10 | 1,04 | . |
| Dez. | 1,08 | 0,87 | 3,16 | a) 1,14 | . |
| 1959 Jan. | 1,17 | 0,90 | 3,33 | 1,01 | . |
| Febr. | 1,10 | 0,84 | 3,10 | 1,04 | . |
| März | 1,17 | 0,90 | 3,31 | a) 1,29 | . |
| April | 1,40 | 0,95 | 3,69 | 1,11 | . |
| Mai | 1,25 | 0,87 | 3,36 | 1,08 | . |
| Juni | 1,39 | 0,94 | 3,68 | a) 1,39 | . |
| Juli | 1,49 | 0,88 | 3,67 | 0,88 | . |
| Aug. | 1,46 | 0,64 | 3,28 | 0,87 | . |
| Sept. | 1,54 | 0,96 | 3,95 | a) 1,52 | . |
| Okt. | 1,62 | 1,07 | 4,23 | 1,28 | . |
| Nov. | 1,55 | | | | . |
| Dez. | | | | | . |

1) Einschl. Hochofen-Ferrolegerungen. 2) Rohblöcke und Fließgeschl. für Stahlguß. 3) Nur Erzeugnisse im Sinne des Montan-Vortrages. 4) Ohne Saarland. a) 5 Wochen

Förderung / Erzeugung

Maßeinheit: 1000 t

| | Jahr Monat | Montan-Union-Länder | | | | | | | | Vergleichsländer | |
|--------------------------------|---------------|---------------------------------|----------|---------|------------|---------|-----------|-------------|--------------|------------------|---------|
| | | Bundesrepublik ohne Saarland | Saarland | Belgien | Frankreich | Italien | Luxemburg | Niederlande | MONTAN-UNION | Großbritannien | U S A |
| Steinkohle | 1954 | 128 035 | 16 818 | 29 249 | 54 405 | 1 074 | - | 12 071 | 241 653 | 227 899 | 379 154 |
| | 1955 | 130 728 | 17 329 | 29 978 | 55 335 | 1 136 | - | 11 895 | 246 401 | 225 562 | 442 410 |
| | 1956 | 134 407 | 17 090 | 29 555 | 55 129 | 1 076 | - | 11 836 | 249 092 | 225 969 | 477 983 |
| | 1957 | 133 156 | 16 455 | 29 086 | 56 795 | 1 019 | - | 11 376 | 247 888 | 227 233 | 467 596 |
| | 1958 | 132 582 | 16 423 | 27 062 | 57 721 | 721 | - | 11 880 | 246 390 | 222 502 | 385 032 |
| | 1959 | | | | | | | | | | |
| | 1958 MD | 11 049 | 1 369 | 2 255 | 4 810 | 60 | - | 990 | 20 532 | 18 542 | 32 086 |
| | Jan. 59 | 11 377 | 1 432 | 2 088 | 5 256 | 61 | - | 1 069 | 21 283 | 17 638 | 34 404 |
| | Febr. " | 10 351 | 1 319 | 1 576 | 4 871 | 59 | - | 937 | 19 113 | 17 774 | 32 039 |
| | März. " | 10 498 | 1 307 | 2 038 | 4 966 | 63 | - | 1 010 | 19 881 | 20 328 | 32 936 |
| | April " | 10 931 | 1 398 | 2 057 | 5 242 | 65 | - | 1 011 | 20 704 | 17 748 | 32 625 |
| | Mai " | 8 710 | 1 214 | 1 851 | 4 130 | 57 | - | 914 | 17 875 | 16 146 | 32 884 |
| | Juni " | 10 222 | 1 325 | 1 905 | 4 881 | 63 | - | 977 | 19 372 | 21 195 | 34 195 |
| | Juli " | 10 250 | 1 329 | 1 601 | 4 483 | 62 | - | 1 029 | 18 753 | 12 852 | 22 781 |
| | Aug. " | 9 725 | 1 324 | 1 698 | 4 024 | 71 | - | 925 | 17 767 | 12 859 | 28 593 |
| | Sept. " | 10 285 | 1 354 | 1 882 | 4 784 | 64 | - | 1 043 | 19 412 | 20 267 | |
| | Okt. " | 10 648 | 1 486 | 2 011 | 5 334 | 49 | - | 1 053 | 20 581 | 16 777 | |
| | Nov. " | 10 594 | 1 443 | 1 986 | 4 950 | 60 | - | 1 012 | 20 045 | | |
| | Dez. " | | | | | | | | | | |
| Steinkohlen-Koks ²⁾ | 1954 | 34 921 | 3 666 | 6 147 | 9 220 | 2 499 | - | 3 381 | 59 833 | 18 136 | 54 125 |
| | 1955 | 40 520 | 3 939 | 6 600 | 10 725 | 2 949 | - | 3 901 | 68 633 | 18 394 | 68 313 |
| | 1956 | 43 435 | 4 206 | 7 270 | 12 249 | 3 411 | - | 4 238 | 74 809 | 19 966 | 67 544 |
| | 1957 | 45 193 | 4 324 | 7 156 | 12 564 | 3 687 | - | 4 243 | 77 168 | 20 819 | 68 901 |
| | 1958 | 43 439 | 4 175 | 6 906 | 12 468 | 3 360 | - | 4 081 | 74 431 | 18 746 | 48 521 |
| | 1959 | | | | | | | | | | |
| | 1958 MD | 3 620 | 348 | 575 | 1 039 | 280 | - | 341 | 6 203 | 1 562 | 4 043 |
| | Jan. 59 | 3 459 | 342 | 602 | 1 113 | 280 | - | 353 | 6 149 | 1 498 | 5 094 |
| | Febr. " | 3 085 | 315 | 534 | 1 023 | 251 | - | 322 | 5 529 | 1 333 | 5 014 |
| | März. " | 3 243 | 347 | 599 | 1 114 | 261 | - | 340 | 5 905 | 1 440 | 5 80 |
| | April " | 3 105 | 332 | 586 | 1 059 | 254 | - | 326 | 5 663 | 1 397 | 5 649 |
| | Mai " | 3 237 | 352 | 604 | 1 083 | 253 | - | 333 | 5 863 | 1 444 | 5 792 |
| | Juni " | 3 161 | 345 | 595 | 1 051 | 237 | - | 332 | 5 721 | 1 389 | 5 482 |
| | Juli " | 3 217 | 370 | 592 | 1 077 | 231 | - | 345 | 5 832 | | |
| | Aug. " | 3 181 | 381 | 594 | 1 067 | 242 | - | 344 | 5 809 | | |
| | Sept. " | 3 089 | 365 | 602 | 1 066 | 250 | - | 337 | 5 709 | | |
| | Okt. " | 3 215 | 391 | 625 | 1 131 | 263 | - | 348 | 5 973 | | |
| | Nov. " | | | | | | | | | | |
| | Dez. " | | | | | | | | | | |
| Steinkohlen-Briketts | 1954 | 6 030 | - | 1 378 | 6 728 | 21 | - | 918 | 15 075 | 1 700 | 1 550 |
| | 1955 | 6 914 | - | 1 553 | 6 698 | 25 | - | 976 | 16 166 | 1 700 | 1 535 |
| | 1956 | 7 708 | - | 1 820 | 7 867 | 25 | - | 1 033 | 18 455 | 1 800 | 1 440 |
| | 1957 | 7 824 | - | 1 822 | 8 256 | 16 | - | 1 142 | 19 060 | | |
| | 1958 | 5 918 | - | 1 037 | 7 089 | 11 | - | 1 086 | 15 141 | | |
| | 1959 | | | | | | | | | | |
| | 1958 MD | 493 | - | 87 | 591 | 1 | - | 91 | 1 262 | | |
| | Jan. 59 | 393 | - | 117 | 732 | 3 | - | 104 | 1 349 | | |
| | Febr. " | 310 | - | 85 | 568 | 3 | - | 87 | 1 053 | | |
| | März. " | 202 | - | 84 | 432 | 1 | - | 60 | 779 | | |
| | April " | 345 | - | 90 | 531 | 1 | - | 75 | 1 043 | | |
| | Mai " | 395 | - | 105 | 492 | 1 | - | 94 | 1 088 | | |
| | Juni " | 419 | - | 71 | 576 | 2 | - | 95 | 1 163 | | |
| | Juli " | 420 | - | 46 | 478 | 1 | - | 99 | 1 044 | | |
| | Aug. " | 507 | - | 56 | 463 | 1 | - | 92 | 1 096 | | |
| | Sept. " | 584 | - | 72 | 565 | 1 | - | 96 | 1 318 | | |
| | Okt. " | 517 | - | 82 | 601 | 2 | - | 89 | 1 291 | | |
| | Nov. " | | | | | | | | | | |
| | Dez. " | | | | | | | | | | |
| Braunkohle ³⁾ | 1954 | 89 509 | - | - | 1 900 | 858 | - | 173 | 92 440 | - | 2 580 |
| | 1955 | 92 118 | - | - | 2 053 | 570 | - | 255 | 94 996 | - | 2 872 |
| | 1956 | 96 980 | - | - | 2 252 | 507 | - | 270 | 100 010 | - | 2 620 |
| | 1957 | 98 622 | - | - | 2 294 | 472 | - | 288 | 101 676 | - | 2 36 |
| | 1958 | 95 264 | - | - | 2 318 | 1 239 | - | 255 | 99 077 | - | 2 204 |
| | 1959 | | | | | | | | | | |
| | 1958 MD | 7 939 | - | - | 193 | 103 | - | 21 | 8 256 | - | 184 |
| | Jan. 59 | 8 162 | - | - | 227 | 183 | - | 17 | 8 590 | - | |
| | Febr. " | 7 706 | - | - | 218 | 202 | - | 17 | 8 142 | - | |
| | März. " | 7 531 | - | - | 224 | 233 | - | 16 | 8 003 | - | |
| | April " | 7 609 | - | - | 198 | 80 | - | 18 | 7 904 | - | |
| | Mai " | 6 998 | - | - | 121 | 68 | - | 17 | 7 204 | - | |
| | Juni " | 7 595 | - | - | 144 | 70 | - | 19 | 7 828 | - | |
| | Juli " | 7 919 | - | - | 158 | 117 | - | 17 | 8 210 | - | |
| | Aug. " | 7 755 | - | - | 150 | 159 | - | 17 | 8 081 | - | |
| | Sept. " | 8 089 | - | - | 187 | 219 | - | 14 | 8 495 | - | |
| | Okt. " | 8 696 | - | - | 185 | | - | | | - | |
| | Nov. " | | | | | | | | | | |
| | Dez. " | | | | | | | | | | |
| Braunkohlen-Briketts | 1954 | 16 667 | - | - | - | - | - | 82 | 16 749 | - | |
| | 1955 | 16 440 | - | - | - | - | - | 85 | 16 525 | - | |
| | 1956 | 16 958 | - | - | - | - | - | 78 | 17 036 | - | |
| | 1957 | 16 826 | - | - | - | - | - | 81 | 16 907 | - | |
| | 1958 | 16 437 | - | - | - | - | - | 75 | 16 512 | - | |
| | 1959 | | | | | | | | | | |
| | 1958 MD | 1 370 | - | - | - | - | - | 6 | 1 376 | - | |
| | Jan. 59 | 1 384 | - | - | - | - | - | 6 | 1 390 | - | |
| | Febr. " | 1 286 | - | - | - | - | - | 6 | 1 292 | - | |
| | März. " | 1 198 | - | - | - | - | - | 6 | 1 204 | - | |
| | April " | 1 266 | - | - | - | - | - | 6 | 1 272 | - | |
| | Mai " | 1 110 | - | - | - | - | - | 5 | 1 115 | - | |
| | Juni " | 1 281 | - | - | - | - | - | 6 | 1 287 | - | |
| | Juli " | 1 367 | - | - | - | - | - | 5 | 1 372 | - | |
| | Aug. " | 1 255 | - | - | - | - | - | 5 | 1 260 | - | |
| | Sept. " | 1 274 | - | - | - | - | - | 4 | 1 278 | - | |
| | Okt. " | 1 334 | - | - | - | - | - | 5 | 1 339 | - | |
| | Nov. " | | | | | | | | | | |
| | Dez. " | | | | | | | | | | |

1) Monatszahlen einschliesslich geringer Mengen (etwa 100 000 t) Braunkohle. 2) Zechen- und Hüttenkoks. 3) Jungere und ältere Braunkohle, Bundesgebiet einschl. Peackohle. 4) Gesamte Briketterstellung

Förderung / Erzeugung

5

Maßeinheit: 1000 t

| | Jahr Monat | Montan-Union-Länder | | | | | | | Vergleichsländer | | |
|--|---------------|---------------------------------|--------------------------|---------|------------|---------|-----------|-------------|------------------|----------------|---------|
| | | Bundesrepublik ohne Saarland | Saarland | Belgien | Frankreich | Italien | Luxemburg | Niederlande | MONTAN-UNION | Großbritannien | U S A |
| Eisenerze Rohförderung | 1954 | 13 039 | - | 81 | 44 362 | 1 601 | 5 887 | - | 64 970 | 15 807 | 79 382 |
| | 1955 | 15 682 | - | 106 | 50 885 | 2 151 | 7 204 | - | 76 028 | 16 435 | 104 650 |
| | 1956 | 16 928 | - | 144 | 53 359 | 2 650 | 7 594 | - | 80 675 | 16 506 | 99 448 |
| | 1957 | 18 320 | - | 138 | 58 525 | 2 610 | 7 843 | - | 87 435 | 17 173 | 107 852 |
| | 1958 | 17 984 | - | 124 | 60 186 | 2 145 | 6 636 | - | 87 075 | 14 847 | 68 674 |
| | 1959 | | | | | | | | | | |
| | 1958 MD | 1 499 | - | 10 | 5 016 | 179 | 553 | - | 7 257 | 1 237 | 5 723 |
| | Jan. 59 | 1 518 | - | 13 | 5 297 | 174 | 536 | - | 7 559 | 1 109 | 3 464 |
| | Febr. " | 1 444 | - | 11 | 4 901 | 170 | 474 | - | 7 000 | 1 125 | 3 724 |
| | März " | 1 414 | - | 13 | 5 120 | 157 | 485 | - | 7 189 | a) 1 403 | 3 930 |
| | April " | 1 528 | - | 13 | 5 434 | 167 | 538 | - | 7 680 | 1 213 | 6 265 |
| | Mai " | 1 384 | - | 11 | 4 710 | 161 | 541 | - | 6 807 | 1 188 | 12 362 |
| | Juni " | 1 521 | - | 13 | 5 278 | 183 | 559 | - | 7 554 | a) 1 450 | 12 570 |
| | Juli " | 1 537 | - | 9 | 4 832 | 194 | 563 | - | 7 135 | 1 118 | |
| | Aug. " | 1 493 | - | 10 | 4 127 | 187 | 516 | - | 6 333 | 1 073 | |
| | Sept. " | 1 530 | - | 11 | 5 372 | 185 | 545 | - | 7 643 | a) 1 464 | |
| | Okt. " | 1 589 | - | 13 | 5 782 | 144 | 571 | - | 8 099 | 1 213 | |
| | Nov. " | 1 572 | - | | | | | | | | |
| | Dez. " | | | | | | | | | | |
| Eisenerze Erzeugung ¹⁾ | 1954 | 9 705 | - | 81 | 43 824 | 1 092 | 5 892 | - | 60 596 | 15 807 | 79 382 |
| | 1955 | 11 381 | - | 106 | 50 265 | 1 375 | 7 182 | - | 70 308 | 16 435 | 104 650 |
| | 1956 | 12 218 | - | 144 | 52 689 | 1 624 | 7 594 | - | 74 269 | 16 506 | 99 448 |
| | 1957 | 13 145 | - | 137 | 57 777 | 1 576 | 7 836 | - | 80 464 | 17 173 | 107 852 |
| | 1958 | 12 641 | - | 123 | 59 456 | 1 265 | 6 572 | - | 80 051 | 14 847 | 68 674 |
| | 1959 | | | | | | | | | | |
| | 1958 MD | 1 053 | - | 10 | 4 955 | 105 | 548 | - | 6 671 | 1 237 | 5 723 |
| | Jan. 59 | 1 060 | - | 13 | 5 230 | 99 | 517 | - | 6 918 | 1 209 | 3 468 |
| | Febr. " | 994 | - | 11 | 4 838 | 100 | 457 | - | 6 400 | 1 125 | 3 724 |
| | März " | 990 | - | 13 | 5 056 | 87 | 475 | - | 6 622 | a) 1 403 | 3 930 |
| | April " | 1 080 | - | 13 | 5 376 | 105 | 521 | - | 7 096 | 1 213 | 6 262 |
| | Mai " | 1 010 | - | 11 | 4 658 | 99 | 530 | - | 6 308 | 1 188 | 12 360 |
| | Juni " | 1 088 | - | 13 | 5 224 | 102 | 559 | - | 6 986 | a) 1 450 | 12 570 |
| | Juli " | 1 124 | - | 9 | 4 788 | 109 | 556 | - | 6 586 | 1 118 | |
| | Aug. " | 1 089 | - | 10 | 4 089 | 112 | 514 | - | 5 814 | 1 073 | |
| | Sept. " | 1 115 | - | 11 | 5 306 | 109 | 545 | - | 7 085 | a) 1 464 | |
| | Okt. " | 1 149 | - | 13 | 5 499 | | 554 | - | | 1 213 | |
| | Nov. " | 1 141 | - | | | | | | | | |
| | Dez. " | | | | | | | | | | |
| Eisenerz-Sinter | 1953 | 7 107 | 2 805 | *) 646 | 1 193 | 958 | 866 | - | 13 575 | 4 815 | . |
| | 1954 | 7 366 | 2 856 | 672 | 1 501 | 1 101 | 897 | - | 14 393 | 6 037 | . |
| | 1955 | 8 839 | 3 136 | 713 | 1 742 | 1 354 | 1 216 | - | 17 000 | 7 893 | 25 468 |
| | 1956 | 9 402 | 3 183 | 739 | 1 820 | 1 416 | 1 649 | - | 18 209 | 7 833 | 29 384 |
| | 1957 | 10 354 | 3 268 | 693 | 1 978 | 1 557 | 1 843 | 600 | 20 293 | 9 390 | 34 185 |
| | 1958 | 11 034 | 3 427 | 927 | 2 711 | 1 824 | 2 002 | 693 | 22 618 | 9 562 | 35 261 |
| | 1958 MD | 919 | 286 | 77 | 226 | 152 | 167 | 58 | 1 885 | 797 | 2 938 |
| | Jan. 59 | 898 | 295 | 123 | 298 | 156 | 193 | 70 | 2 033 | 747 | . |
| | Febr. " | 831 | 276 | 119 | 277 | 132 | 175 | 59 | 1 869 | 771 | . |
| | März " | 874 | 291 | 138 | 318 | 149 | 199 | 66 | 2 035 | a) 984 | . |
| | Apr. " | 896 | 306 | 140 | 290 | 144 | 188 | 66 | 2 030 | 784 | . |
| | Mai " | 952 | 300 | 132 | 323 | 141 | 193 | 69 | 2 110 | 867 | . |
| | Juni " | 1 026 | 302 | 142 | 324 | 138 | 197 | 68 | 2 197 | a) 1 137 | . |
| | Juli " | 1 072 | 307 | 133 | 323 | 126 | 204 | 65 | 2 230 | 876 | . |
| | Aug. " | 1 130 | 302 | 145 | 220 | 176 | 205 | 72 | 2 249 | 878 | . |
| | Sept. " | 1 136 | 289 | | | | | | | a) 1 228 | . |
| | Okt. " | 1 214 | 313 | | | | | | | 1 023 | . |
| | Nov. " | | | | | | | | | | |
| | Dez. " | | | | | | | | | | |
| Schrottversorgung ²⁾ | 1953 | 4 308 | | 960 | 3 252 | 1 152 | 468 | 228 | 10 368 | 5 064 | 33 672 |
| | 1954 | 4 836 | | 1 056 | 3 480 | 1 260 | 516 | 228 | 11 276 | 5 292 | 26 571 |
| | 1955 | 5 795 | In | 1 267 | 3 900 | 1 543 | 609 | 248 | 13 362 | 5 508 | 33 935 |
| | 1956 | 6 268 | Frankr. enth. | 1 358 | 4 088 | 1 759 | 663 | 266 | 14 402 | 5 838 | 32 557 |
| | 1957 | 6 771 | | 1 357 | 4 210 | 1 946 | 699 | 289 | 15 272 | 6 248 | 33 520 |
| | 1958 | 6 816 | | 1 276 | 4 560 | 1 900 | 702 | 366 | 15 621 | 5 215 | 25 559 |
| | 1959 | | | | | | | | | | |
| | 3. Vj. 58 | 1 747 | | 302 | 1 078 | 449 | 170 | 92 | 3 838 | . | . |
| | 4. " " | 1 587 | | 320 | 1 202 | 476 | 178 | 94 | 3 857 | . | . |
| | 1. Vj. 59 | 1 564 | | 304 | 1 156 | 441 | 166 | 92 | 3 723 | . | . |
| | 2. " " | 1 783 | | 324 | 1 201 | 460 | 178 | 103 | 4 049 | . | . |
| | 3. " " | 2 212 | Ab Juli 59 in Bundes- | 314 | 872 | 481 | 179 | 89 | 4 147 | . | . |
| | 4. " " | | republik | | | | | | | | |
| 2. Zukäufe | 1953 | 3 669 | In | 428 | 2 254 | 1 736 | 30 | 501 | 8 618 | 5 970 | 22 411 |
| | 1954 | 4 359 | Frankr. enth. | 635 | 2 329 | 2 006 | 27 | 531 | 9 887 | 6 125 | 16 975 |
| | 1955 | 5 100 | | 980 | 3 026 | 3 056 | 11 | 539 | 12 712 | 6 659 | 23 919 |
| | 1956 | 4 707 | | 1 257 | 3 432 | 3 077 | 96 | 526 | 13 095 | 6 666 | 24 947 |
| | 1957 | 5 510 | | 1 110 | 3 351 | 3 715 | 26 | 594 | 14 306 | 6 814 | 20 538 |
| | 1958 | 3 962 | | 714 | 3 498 | 3 292 | - | 520 | 11 986 | 5 318 | 14 841 |
| | 1959 | | | | | | | | | | |
| | 3. Vj. 58 | 961 | | 196 | 727 | 644 | - | 126 | 2 654 | . | . |
| | 4. " " | 887 | | 186 | 826 | 1 026 | - | 135 | 3 060 | . | . |
| | 1. Vj. 59 | 1 061 | | 171 | 816 | 667 | - | 131 | 2 846 | . | . |
| | 2. " " | 1 474 | | 201 | 854 | 806 | - | 137 | 3 472 | . | . |
| | 3. " " | 1 428 | Ab Juli 59 in Bundes- | 172 | 722 | 955 | 4 | 142 | 3 422 | . | . |
| | 4. " " | | republik | | | | | | | | |
| 3 Aufkommen INSGESAMT ⁴⁾ | 1953 | 7 994 | In | 1 391 | 5 316 | 1 736 | 487 | 703 | 18 761 | 11 036 | 56 083 |
| | 1954 | 9 015 | Frankr. enth. | 1 596 | 5 597 | 3 184 | 519 | 740 | 20 651 | 11 420 | 43 546 |
| | 1955 | 10 699 | | 2 020 | 6 809 | 4 481 | 589 | 754 | 25 352 | 12 175 | 57 855 |
| | 1956 | 10 679 | | 2 494 | 7 285 | 4 652 | 724 | 761 | 26 595 | 12 504 | 57 505 |
| | 1957 | 11 877 | | 2 339 | 7 267 | 5 396 | 688 | 857 | 28 424 | 13 062 | 54 051 |
| | 1958 | 10 346 | | 1 868 | 7 687 | 4 961 | 653 | 862 | 26 377 | 10 533 | 40 400 |
| | 1959 | | | | | | | | | | |
| | 3. Vj. 58 | 2 600 | | 476 | 1 727 | 1 040 | 159 | 210 | 6 212 | . | . |
| | 4. " " | 2 370 | | 472 | 1 925 | 1 435 | 160 | 224 | 6 586 | . | . |
| | 1. Vj. 59 | 2 508 | | 442 | 1 882 | 1 063 | 157 | 217 | 6 269 | . | . |
| | 2. " " | 3 118 | | 485 | 1 963 | 1 192 | 170 | 232 | 7 160 | . | . |
| | 3. " " | 3 465 | Ab Juli 59 in Bundes- | 454 | 1 522 | 1 408 | 174 | 229 | 7 252 | . | . |
| | 4. " " | | republik | | | | | | | | |

1) Gewinnung von handelsfähigen Roherz und Erzeugung von aufbereiteten Erz (einschl. Röstlererz und Erzkonzentrat) 2) der Hochofen- und Stahlwerke 3) einschl. der örtlich verbundenen Betriebe und der Bezüge von Konzernwerken. 4) Bei Montan-Union-Ländern abzüglich der Werkverträge.

a) 5 Wochen.

Erzeugung

7

Maßeinheit: 1000 t

| | Jahr Monat | Montan-Union-Länder | | | | | | | | Vergleichsländer | |
|---|---------------|---------------------------------|----------|---------|------------|---------|-----------|-------------|--------------|------------------|--------|
| | | Bundesrepublik ohne Saarland | Saarland | Belgien | Frankreich | Italien | Luxemburg | Niederlande | MONTAN-UNION | Großbritannien | U S A |
| Roheisen insgesamt | 1954 | 12 512 | 2 497 | 4 573 | 8 838 | 1 298 | 2 800 | 610 | 33 128 | 12 074 | 53 240 |
| | 1955 | 16 482 | 2 879 | 5 343 | 10 941 | 1 677 | 3 048 | 669 | 41 039 | 12 670 | 70 570 |
| | 1956 | 17 577 | 3 017 | 5 683 | 11 419 | 1 935 | 3 272 | 662 | 43 565 | 13 381 | 68 909 |
| | 1957 | 18 358 | 3 125 | 5 579 | 11 884 | 2 138 | 3 329 | 701 | 45 114 | 14 512 | 71 975 |
| | 1958 | 16 659 | 3 083 | 5 524 | 11 951 | 2 107 | 3 275 | 917 | 43 516 | 13 183 | 52 403 |
| | 1959 | | | | | | | | | | |
| | 1958 MD | 1 388 | 257 | 460 | 996 | 176 | 273 | 76 | 3 626 | 1 099 | 4 367 |
| | Jan. 59 | 1 335 | 262 | 476 | 1 001 | 169 | 277 | 86 | 3 606 | 929 | 5 679 |
| | Febr. " | 1 231 | 250 | 435 | 935 | 146 | 252 | 81 | 3 330 | 901 | 5 618 |
| | März " | 1 332 | 268 | 488 | 1 049 | 171 | 281 | 91 | 3 680 | a) 1 124 | 6 813 |
| | April " | 1 433 | 279 | 489 | 1 048 | 168 | 284 | 89 | 3 790 | 940 | 6 706 |
| | Mai " | 1 457 | 267 | 477 | 1 031 | 182 | 281 | 88 | 3 783 | 977 | 7 029 |
| | Juni " | 1 558 | 273 | 505 | 1 051 | 181 | 284 | 85 | 3 937 | a) 1 195 | 6 613 |
| | Juli " | 1 606 | 279 | 483 | 1 003 | 170 | 294 | 88 | 3 923 | 901 | 3 242 |
| | Aug. " | 1 629 | 267 | 470 | 898 | 209 | 277 | 102 | 3 852 | 892 | 860 |
| | Sept. " | 1 653 | 263 | 517 | 1 043 | 186 | 281 | 107 | 4 050 | a) 1 276 | |
| | Okt. " | 1 790 | 284 | 557 | 1 114 | 171 | 299 | 110 | 4 325 | 1 096 | |
| | Nov. " | 1 702 | 259 | 520 | 1 113 | 181 | 299 | 103 | 4 177 | 1 136 | |
| | Dez. " | | | | | | | | | | |
| Roheisen für die Stahlerzeugung | 1954 | 10 730 | 2 281 | 4 500 | 7 666 | 1 071 | 2 800 | . | 29 358 | 8 913 | 47 762 |
| | 1955 | 14 294 | 2 630 | 5 235 | 9 613 | 1 405 | 3 048 | . | 36 532 | 9 445 | 63 431 |
| | 1956 | 15 314 | 2 775 | 5 583 | 10 007 | 1 663 | 3 272 | . | 38 897 | 10 164 | 61 964 |
| | 1957 | 16 077 | 2 894 | 5 411 | 10 303 | 1 902 | 3 329 | . | 40 404 | 11 446 | 65 066 |
| | 1958 | 14 766 | 2 871 | 5 376 | 10 500 | 1 802 | 3 276 | . | 39 402 | 10 480 | 49 822 |
| | 1959 | | | | | | | | | | |
| | 1958 MD | 1 231 | 239 | 448 | 875 | 150 | 172 | . | 3 283 | 873 | 3 985 |
| | Jan. 59 | 1 187 | 248 | 470 | 882 | 152 | 277 | . | 3 284 | 747 | . |
| | Febr. " | 1 100 | 235 | 421 | 819 | 130 | 252 | . | 3 028 | 727 | . |
| | März " | 1 198 | 251 | 473 | 940 | 153 | 281 | . | 3 377 | a) 924 | . |
| | April " | 1 302 | 260 | 471 | 942 | 148 | 284 | . | 3 484 | 769 | . |
| | Mai " | 1 320 | 247 | 458 | 926 | 151 | 282 | . | 3 469 | 807 | . |
| | Juni " | 1 422 | 258 | 494 | 944 | 150 | 288 | . | 3 620 | a) 983 | . |
| | Juli " | 1 467 | . | 477 | 920 | 154 | 294 | . | 3 642 | 732 | . |
| | Aug. " | 1 497 | . | 465 | 817 | 191 | 277 | . | 3 583 | 731 | . |
| | Sept. " | 1 512 | . | 508 | 960 | 174 | 281 | . | 3 758 | a) 1 037 | . |
| | Okt. " | 1 634 | . | 544 | 1 017 | 164 | 299 | . | | 894 | . |
| | Nov. " | 1 543 | . | 506 | 1 006 | | 299 | . | | | . |
| | Dez. " | | | | | | | | | | |
| Roheisen für die Gußerzeugung | 1954 | 1 324 | 216 | 109 | 744 | 167 | - | . | 2 755 | 2 924 | 4 640 |
| | 1955 | 1 615 | 252 | 140 | 816 | 228 | - | . | 3 289 | 3 024 | 5 942 |
| | 1956 | 1 597 | 252 | 161 | 864 | 209 | - | . | 3 252 | 3 006 | 5 779 |
| | 1957 | 1 629 | 278 | 123 | 972 | 169 | - | . | 3 253 | 2 875 | 5 732 |
| | 1958 | 1 370 | 237 | 140 | 876 | 264 | - | . | 2 869 | 2 505 | 3 839 |
| | 1959 | | | | | | | | | | |
| | 1958 MD | 114 | 20 | 12 | 73 | 22 | - | . | 239 | 209 | 320 |
| | Jan. 59 | 117 | 16 | 11 | 68 | 16 | - | . | 233 | 174 | . |
| | Febr. " | 86 | 17 | 10 | 69 | 15 | - | . | 204 | 161 | . |
| | März " | 89 | 18 | 12 | 57 | 17 | - | . | 200 | a) 185 | . |
| | April " | 89 | 21 | 15 | 55 | 18 | - | . | 200 | 159 | . |
| | Mai " | 101 | 20 | 15 | 54 | 26 | - | . | 217 | 153 | . |
| | Juni " | 101 | 18 | 12 | 57 | 26 | - | . | 224 | a) 198 | . |
| | Juli " | 91 | . | 8 | 39 | 13 | - | . | 181 | 156 | . |
| | Aug. " | 95 | . | 5 | 44 | 16 | - | . | 187 | 149 | . |
| | Sept. " | 101 | . | 9 | 50 | 11 | - | . | 203 | a) 225 | . |
| | Okt. " | 105 | . | 13 | 50 | 6 | - | . | | 190 | . |
| | Nov. " | 106 | . | 14 | 57 | | - | . | | | . |
| | Dez. " | | | | | | | | | | |
| Spiegelroheisen und Hochofen- Ferro-Mangan | 1954 | 180 | - | 16 | 266 | 36 | - | . | 514 | 236 | 502 |
| | 1955 | 242 | - | 15 | 329 | 48 | - | . | 654 | 254 | 609 |
| | 1956 | 333 | - | 17 | 388 | 60 | - | . | 824 | 232 | 602 |
| | 1957 | 329 | - | 16 | 408 | 72 | - | . | 851 | 190 | 705 |
| | 1958 | 251 | - | 8 | 360 | 48 | - | . | 709 | 197 | 422 |
| | 1959 | | | | | | | | | | |
| | 1958 MD | 21 | - | 1 | 30 | 4 | - | . | 59 | 16 | 35 |
| | Jan. 59 | 12 | - | 0 | 32 | 1 | - | . | 49 | 9 | 44 |
| | Febr. " | 16 | - | 0 | 29 | 1 | - | . | 51 | 13 | 41 |
| | März " | 16 | - | 0 | 35 | 2 | - | . | 59 | a) 15 | 44 |
| | April " | 16 | - | 0 | 32 | 2 | - | . | 56 | 12 | 49 |
| | Mai " | 15 | - | 0 | 33 | 5 | - | . | 58 | 17 | 58 |
| | Juni " | 17 | - | 0 | 31 | 4 | - | . | 56 | a) 15 | 53 |
| | Juli " | 19 | . | 0 | 23 | 3 | - | . | 49 | 12 | 21 |
| | Aug. " | 20 | . | 0 | 33 | 2 | - | . | 57 | 12 | |
| | Sept. " | 17 | . | 0 | 19 | 1 | - | . | 44 | a) 14 | |
| | Okt. " | 30 | . | 0 | 24 | 1 | - | . | | 11 | |
| | Nov. " | 28 | . | 0 | 28 | 1 | - | . | | | |
| | Dez. " | | | | | | | | | | |
| Sonstiges Roheisen | 1954 | 278 | - | - | - | - | - | . | 502 | - | 336 |
| | 1955 | 332 | - | - | 216 | - | - | . | 564 | - | 588 |
| | 1956 | 333 | - | - | 228 | - | - | . | 591 | - | 564 |
| | 1957 | 323 | - | 38 | 240 | - | - | . | 605 | - | 473 |
| | 1958 | 272 | - | - | 240 | - | - | . | 536 | - | 320 |
| | 1959 | | | | | | | | | | |
| | 1958 MD | 23 | - | - | 20 | - | - | . | 45 | - | 27 |
| | Jan. 59 | 19 | - | - | 21 | - | - | . | 40 | - | . |
| | Febr. " | 30 | - | - | 18 | - | - | . | 49 | - | . |
| | März " | 29 | - | - | 19 | - | - | . | 45 | - | . |
| | April " | 26 | - | - | 22 | - | - | . | 48 | - | . |
| | Mai " | 21 | - | - | 19 | - | - | . | 40 | - | . |
| | Juni " | 19 | - | - | 19 | - | - | . | 38 | - | . |
| | Juli " | 29 | . | - | 23 | - | - | . | 52 | - | . |
| | Aug. " | 17 | . | - | 9 | - | - | . | 26 | - | . |
| | Sept. " | 22 | . | - | 19 | - | - | . | 41 | - | . |
| | Okt. " | 21 | . | - | 23 | - | - | . | | - | . |
| | Nov. " | | . | - | | - | - | . | | - | . |
| | Dez. " | 25 | . | - | 22 | - | - | . | | - | . |

Erzeugung

Maßeinheit: 1000 t

| | Jahr Monat | Montan-Union-Länder | | | | | | | | Vergleichsländer | |
|------------------------------|---------------|---------------------------------|----------|---------|------------|---------|-----------|-------------|--------------|------------------|---------|
| | | Bundesrepublik ohne Saarland | Saarland | Belgien | Frankreich | Italien | Luxemburg | Niederlande | MONTAN-UNION | Großbritannien | USA |
| Rohstahlblöcke | 1954 | 16 960 | 2 781 | 4 914 | 10 392 | 4 094 | 2 822 | 918 | 42 881 | 18 275 | 79 942 |
| | 1955 | 20 757 | 3 137 | 5 786 | 12 348 | 5 263 | 3 220 | 965 | 51 476 | 19 532 | 105 949 |
| | 1956 | 22 561 | 3 340 | 6 260 | 13 157 | 5 774 | 3 450 | 1 031 | 55 573 | 20 376 | 104 270 |
| | 1957 | 23 906 | 3 431 | 6 147 | 13 785 | 6 641 | 3 488 | 1 166 | 58 564 | 21 426 | 101 986 |
| | 1958 | 22 261 | 3 452 | 5 913 | 14 266 | 6 124 | 3 374 | 1 419 | 56 809 | 19 325 | 77 178 |
| | 1959 | | | | | | | | | | |
| | 1958 MD | 1 855 | 288 | 493 | 1 189 | 510 | 281 | 118 | 4 734 | 1 610 | 6 432 |
| | Jan. 59 | 1 804 | 299 | 500 | 1 189 | 499 | 293 | 134 | 4 718 | 1 418 | 8 440 |
| | Febr. " | 1 696 | 288 | 460 | 1 116 | 459 | 265 | 125 | 4 409 | 1 379 | 8 696 |
| | März " | 1 782 | 286 | 498 | 1 256 | 529 | 293 | 133 | 4 777 | a) 1 796 | 10 477 |
| | April " | 2 105 | 316 | 534 | 1 279 | 534 | 310 | 136 | 5 214 | 1 534 | 10 217 |
| | Mai " | 1 969 | 282 | 479 | 1 190 | 536 | 294 | 127 | 4 877 | 1 525 | 10 507 |
| | Juni " | 2 189 | 309 | 562 | 1 293 | 528 | 309 | 129 | 5 319 | a) 1 927 | 9 879 |
| | Juli " | 2 275 | 316 | 513 | 1 212 | 496 | 318 | 130 | 5 260 | 1 270 | 4 733 |
| | Aug. " | 2 252 | 295 | 497 | 1 995 | 522 | 293 | 137 | 4 991 | 1 339 | |
| | Sept. " | 2 267 | 301 | 565 | 1 267 | 609 | 307 | 138 | 5 454 | a) 2 114 | |
| | Okt. " | 2 425 | 319 | 611 | 1 392 | 650 | 332 | 158 | 5 887 | 1 750 | |
| | Nov. " | 2 343 | 286 | 541 | 1 341 | 640 | 317 | 155 | 5 623 | | |
| | Dez. " | | | | | | | | | | |
| Flüssigstahl für Stahlguß | 1954 | 474 | 24 | 88 | 235 | 113 | 6 | 19 | 959 | 542 | 173 |
| | 1955 | 579 | 27 | 109 | 284 | 132 | 5 | 16 | 1 152 | 576 | 224 |
| | 1956 | 628 | 34 | 116 | 284 | 136 | 6 | 21 | 1 225 | 615 | 252 |
| | 1957 | 601 | 35 | 120 | 314 | 146 | 5 | 19 | 1 240 | 621 | 267 |
| | 1958 | 525 | 33 | 94 | 367 | 147 | 5 | 19 | 1 190 | 555 | 163 |
| | 1959 | | | | | | | | | | |
| | 1958 MD | 44 | 3 | 8 | 31 | 12 | 0 | 2 | 99 | 46 | 14 |
| | Jan. 59 | 42 | 3 | 6 | 29 | 10 | 0 | 2 | 92 | 38 | 13 |
| | Febr. " | 41 | 2 | 5 | 26 | 11 | 0 | 2 | 87 | 40 | 15 |
| | März " | 41 | 2 | 6 | 27 | 12 | 0 | 2 | 90 | a) 47 | 1 |
| | April " | 46 | 3 | 7 | 28 | 12 | 0 | 1 | 97 | 40 | 17 |
| | Mai " | 37 | 2 | 6 | 23 | 11 | 0 | 2 | 81 | 38 | 16 |
| | Juni " | 43 | 3 | 6 | 25 | 11 | 0 | 2 | 91 | a) 52 | 16 |
| | Juli " | 45 | 3 | 5 | 19 | 11 | 0 | 1 | 84 | 31 | 9 |
| | Aug. " | 43 | 3 | 6 | 17 | 7 | 0 | 1 | 77 | 31 | |
| | Sept. " | 48 | 3 | 7 | 26 | 12 | 0 | 2 | 98 | a) 52 | |
| | Okt. " | 50 | 3 | 8 | 25 | 13 | 0 | 2 | 101 | 43 | |
| | Nov. " | 49 | 2 | 6 | 25 | 10 | 0 | 2 | 94 | | |
| | Dez. " | | | | | | | | | | |
| Rohstahl insgesamt | 1954 | 17 435 | 2 805 | 5 003 | 10 627 | 4 207 | 2 828 | 937 | 43 842 | 18 817 | 80 115 |
| | 1955 | 21 336 | 3 166 | 5 894 | 12 631 | 5 395 | 3 226 | 979 | 52 627 | 20 107 | 106 173 |
| | 1956 | 23 189 | 3 374 | 6 376 | 13 441 | 5 911 | 3 456 | 1 051 | 56 798 | 20 990 | 104 522 |
| | 1957 | 24 507 | 3 466 | 6 267 | 14 100 | 6 787 | 3 493 | 1 185 | 59 805 | 22 047 | 102 253 |
| | 1958 | 22 786 | 3 485 | 6 007 | 14 633 | 6 271 | 3 379 | 1 437 | 57 997 | 19 880 | 77 342 |
| | 1959 | | | | | | | | | | |
| | 1958 MD | 1 899 | 291 | 500 | 1 219 | 522 | 282 | 120 | 4 833 | 1 657 | 6 445 |
| | Jan. 59 | 1 848 | 302 | 506 | 1 219 | 510 | 294 | 136 | 4 814 | 1 456 | 8 453 |
| | Febr. " | 1 737 | 290 | 465 | 1 142 | 470 | 266 | 126 | 4 496 | 1 418 | 8 712 |
| | März " | 1 823 | 288 | 504 | 1 283 | 540 | 294 | 135 | 4 867 | a) 1 842 | 10 494 |
| | April " | 2 151 | 318 | 541 | 1 307 | 546 | 310 | 137 | 5 310 | 1 574 | 10 235 |
| | Mai " | 2 006 | 285 | 485 | 1 212 | 547 | 295 | 129 | 4 959 | 1 563 | 10 524 |
| | Juni " | 2 232 | 311 | 568 | 1 318 | 539 | 309 | 131 | 5 408 | a) 1 973 | 9 895 |
| | Juli " | 2 320 | 319 | 517 | 1 231 | 508 | 319 | 131 | 5 345 | 1 302 | 4 742 |
| | Aug. " | 2 295 | 298 | 503 | 1 012 | 529 | 294 | 138 | 5 069 | 1 370 | 1 306 |
| | Sept. " | 2 315 | 304 | 572 | 1 293 | 621 | 307 | 140 | 5 552 | a) 2 166 | 1 392 |
| | Okt. " | 2 476 | 322 | 619 | 1 418 | 663 | 332 | 160 | 5 990 | 1 794 | 1 546 |
| | Nov. " | 2 391 | 289 | 547 | 1 366 | 650 | 317 | 157 | 5 717 | 1 878 | 6 588 |
| | Dez. " | | | | | | | | | | |
| Thomas-Stahl | 1954 | 6 840 | 2 069 | 4 314 | 6 314 | 317 | 2 779 | - | 22 633 | 924 | - |
| | 1955 | 8 947 | 2 401 | 4 981 | 7 681 | 354 | 3 156 | - | 27 520 | 1 048 | - |
| | 1956 | 9 802 | 2 548 | 5 288 | 8 041 | 333 | 3 375 | - | 29 388 | 1 096 | - |
| | 1957 | 10 176 | 2 634 | 5 167 | 8 381 | 379 | 3 419 | - | 30 156 | 1 075 | - |
| | 1958 | 9 180 | 2 643 | 5 137 | 8 683 | 335 | 3 304 | - | 29 282 | 960 | - |
| | 1959 | | | | | | | | | | |
| | 1958 MD | 765 | 220 | 428 | 724 | 28 | 275 | - | 2 440 | 80 | - |
| | Jan. 59 | 751 | 229 | 441 | 737 | 36 | 287 | - | 2 480 | 90 | - |
| | Febr. " | 712 | 219 | 402 | 692 | 31 | 258 | - | 2 315 | 83 | - |
| | März " | 753 | 220 | 434 | 770 | 36 | 286 | - | 2 500 | a) 106 | - |
| | April " | 876 | 241 | 460 | 791 | 33 | 303 | - | 2 704 | 90 | - |
| | Mai " | 826 | 214 | 414 | 733 | 34 | 288 | - | 2 509 | 91 | - |
| | Juni " | 937 | 233 | 485 | 800 | 32 | 303 | - | 2 790 | a) 106 | - |
| | Juli " | 978 | 236 | 458 | 750 | 32 | 313 | - | 2 767 | 85 | - |
| | Aug. " | 978 | 226 | 432 | 661 | 35 | 288 | - | 2 620 | 85 | - |
| | Sept. " | 986 | 230 | 487 | 803 | 33 | 298 | - | 2 837 | a) 122 | - |
| | Okt. " | 1 059 | 245 | 527 | 857 | 33 | 323 | - | 3 044 | 103 | - |
| | Nov. " | 967 | 219 | 463 | 821 | 32 | 309 | - | 2 811 | | - |
| | Dez. " | | | | | | | | | | |
| Siemens-Martin- Stahl | 1954 | 9 801 | 678 | 498 | 3 397 | 2 208 | - | 805 | 17 387 | 16 505 | 72 872 |
| | 1955 | 11 342 | 699 | 648 | 3 894 | 3 052 | - | 843 | 20 477 | 17 529 | 95 580 |
| | 1956 | 12 106 | 754 | 704 | 4 259 | 3 372 | - | 909 | 22 103 | 18 292 | 93 295 |
| | 1957 | 12 822 | 756 | 639 | 4 484 | 3 896 | - | 1 000 | 23 597 | 19 341 | 92 222 |
| | 1958 | 11 644 | 774 | 575 | 4 526 | 3 612 | - | 990 | 22 121 | 17 422 | 68 837 |
| | 1959 | | | | | | | | | | |
| | 1958 MD | 970 | 65 | 48 | 377 | 301 | - | 82 | 1 844 | 1 452 | 5 736 |
| | Jan. 59 | 906 | 67 | 44 | 363 | 282 | - | 90 | 1 751 | 1 251 | 7 512 |
| | Febr. " | 844 | 65 | 46 | 339 | 252 | - | 80 | 1 626 | 1 220 | 7 748 |
| | März " | 887 | 64 | 49 | 391 | 309 | - | 78 | 1 778 | a) 1 599 | 9 268 |
| | April " | 1 071 | 71 | 55 | 389 | 306 | - | 91 | 1 983 | 1 356 | 8 967 |
| | Mai " | 989 | 65 | 47 | 370 | 306 | - | 82 | 1 859 | 1 348 | 9 179 |
| | Juni " | 1 092 | 72 | 55 | 397 | 292 | - | 81 | 1 989 | a) 1 699 | 8 637 |
| | Juli " | 1 135 | 75 | 38 | 373 | 258 | - | 96 | 1 975 | 1 113 | 4 119 |
| | Aug. " | 1 112 | 66 | 45 | 290 | 298 | - | 85 | 1 896 | 1 186 | |
| | Sept. " | 1 119 | 67 | 54 | 364 | 349 | - | 87 | 2 040 | a) 1 852 | |
| | Okt. " | 1 200 | 70 | 61 | 428 | 367 | - | 105 | 2 231 | 1 530 | |
| | Nov. " | 1 206 | 64 | 55 | 426 | 360 | - | 102 | 2 213 | | |
| | Dez. " | | | | | | | | | | |

1) Nur Erzeugung der mit Rohblock erzeugenden Stahlwerken verbundenen Gießereien

a) 5 Wochen

Erzeugung

9

Maßeinheit: 1000 t

| | Jahr Monat | Montan-Union-Länder | | | | | | | | Vergleichsländer | |
|--|---------------|---------------------------------|------------------|---------|------------|---------|------------------|-------------|--------------|------------------|----------|
| | | Bundesrepublik ohne Saarland | Saarland | Belgien | Frankreich | Italien | Luxemburg | Niederlande | MONTAN-UNION | Großbritannien | USA |
| Elektro-Stahl 1) | 1954 | 677 | 55 | 165 | 834 | 1 682 | 49 | 133 | 3 601 | 944 | 4 932 |
| | 1955 | 924 | 64 | 228 | 961 | 1 988 | 69 | 136 | 4 370 | 1 116 | 7 581 |
| | 1956 | 1 154 | 72 | 347 | 1 039 | 2 205 | 81 | 140 | 5 035 | 1 217 | 8 299 |
| | 1957 | 1 348 | 75 | 422 | 1 118 | 2 512 | 74 | 185 | 5 731 | 1 231 | 7 786 |
| | 1958 | 1 533 | 69 | 269 | 1 277 | 2 323 | 75 | 166 | 5 712 | 1 144 | 7 239 2 |
| | 1959 | | | | | | | | | | |
| | 1958 MD | 128 | 5 | 22 | 106 | 194 | 6 | 14 | 476 | 95 | 603 |
| | Jan. 59 | 144 | 7 | 20 | 108 | 192 | 7 | 17 | 494 | 91 | 662 |
| | Febr. " | 138 | 6 | 16 | 101 | 187 | 7 | 16 | 470 | 93 | 686 |
| | März " | 138 | 4 | 20 | 112 | 196 | 8 | 16 | 494 | a) 114 | 843 |
| | April " | 152 | 6 | 24 | 118 | 207 | 8 | 17 | 531 | a) 106 | 875 |
| | Mai " | 141 | 6 | 23 | 101 | 207 | 7 | 13 | 498 | a) 104 | 929 |
| | Juni " | 155 | 6 | 26 | 112 | 214 | 6 | 15 | 534 | a) 138 | 854 |
| | Juli " | 156 | 6 | 20 | 105 | 217 | 6 | 10 | 520 | a) 84 | 477 |
| | Aug. " | 156 | 6 | 25 | 59 | 196 | 5 | 15 | 463 | a) 80 | |
| | Sept. " | 158 | 6 | 29 | 116 | 239 | 9 | 15 | 569 | a) 154 | |
| | Okt. " | 157 | 6 | 28 | 124 | 263 | 9 | 15 | 602 | a) 130 | |
| | Nov. " | 158 | 6 | 27 | 110 | 258 | 8 | 15 | 582 | | |
| | Dez. " | | | | | | | | | | |
| LD-, Bessemer- und Sonst. Stahl | 1954 | 116 | 3 | 26 | 82 | 0 | - | - | 221 | 444 | 2 312 |
| | 1955 | 122 | 1 | 37 | 95 | 1 | - | - | 258 | 415 | 3 011 |
| | 1956 | 127 | 0 | 37 | 102 | 1 | - | - | 270 | 386 | 2 928 |
| | 1957 | 160 | 0 | 39 | 107 | 0 | - | - | 320 | 400 | 2 245 |
| | 1958 | 429 | - | 25 | 146 | 1 | - | 281 | 883 | 354 | 1 266 3) |
| | 1959 | | | | | | | | | | |
| | 1958 MD | 36 | - | 3 | 12 | 0 | - | 23 | 73 | 30 | 88 |
| | Jan. 59 | 46 | - | 1 | 11 | 0 | - | 29 | 87 | 23 | 278 |
| | Febr. " | 43 | - | 1 | 10 | 0 | - | 30 | 84 | 22 | 277 |
| | März " | 44 | - | 1 | 10 | 0 | - | 41 | 96 | a) 24 | 382 |
| | Apr. " | 52 | - | 2 | 9 | 0 | - | 29 | 92 | a) 22 | 393 |
| | Mai " | 50 | - | 1 | 8 | 0 | - | 34 | 93 | a) 21 | 416 |
| | Juni " | 48 | - | 1 | 9 | 0 | - | 38 | 96 | a) 31 | 404 |
| | Juli " | 51 | - | 1 | 9 | 0 | - | 26 | 87 | a) 20 | 145 |
| | Aug. " | 49 | - | 1 | 9 | 0 | - | 38 | 97 | a) 22 | |
| | Sept. " | 52 | - | 2 | 9 | 0 | - | 38 | 101 | a) 38 | |
| | Okt. " | 59 | - | 3 | 9 | 0 | - | 40 | 111 | | |
| | Nov. " | 60 | - | 2 | 9 | 0 | - | 40 | 111 | | |
| | Dez. " | | | | | | | | | | |
| Edelstahl insgesamt 5) | 1953 | . | . | . | . | . | . | . | . | . | . |
| | 1954 | . | . | . | . | . | . | . | . | . | . |
| | 1955 | 1 755,1 | In | 168,2 | 1 296,4 | 837,8 | In | - | 4 057,5 | . | . |
| | 1956 | 2 047,5 | Frankr. enth. | 201,9 | 1 400,0 | 882,4 | Belgien enth. | - | 4 531,8 | . | . |
| | 1957 | 1 904,8 | | 182,7 | 1 494,5 | 1 007,5 | | - | 4 589,5 | . | . |
| | 1958 | 1 822,0 | | 109,6 | 1 453,4 | 1 109,8 | | - | 4 434,8 | . | . |
| | 1958 MD | 151,8 | | 9,1 | 121,1 | 92,5 | | - | 374,6 | . | . |
| | Jan. 59 | 156,1 | | 10,1 | 110,9 | 103,9 | | - | 381,0 | . | . |
| | Febr. " | 153,1 | | 8,3 | 106,3 | 104,0 | | - | 371,8 | . | . |
| | März " | 159,7 | | 10,2 | 110,0 | 103,6 | | - | 383,4 | . | . |
| | Apr. " | 170,9 | | 9,8 | 118,2 | 97,5 | | - | 396,4 | . | . |
| | Mai " | 149,9 | | 9,3 | 108,5 | 93,9 | | - | 361,6 | . | . |
| | Juni " | 173,7 | | 10,7 | 120,7 | 88,7 | | - | 393,9 | . | . |
| | Juli " | 185,7 | Ab Juli 59 | 8,2 | 86,9 | 92,0 | | - | 372,8 | . | . |
| | Aug. " | 191,9 | in Bundes- | 9,6 | 62,3 | 98,2 | | - | 362,1 | . | . |
| | Sept. " | 194,4 | republik | 12,4 | 122,9 | 121,9 | | - | 451,6 | . | . |
| | Okt. " | 220,1 | enthalt | | | | | - | | . | . |
| | Nov. " | | | | | | | - | | . | . |
| | Dez. " | | | | | | | - | | . | . |
| unlegierte Rohblöcke | 1953 | . | . | . | . | . | . | . | . | . | . |
| | 1954 | . | . | . | . | . | . | . | . | . | . |
| | 1955 | 469,8 | In | 104,4 | 637,1 | 498,0 | In | - | 1 709,3 | . | . |
| | 1956 | 626,0 | Frankr. enth. | 125,6 | 646,0 | 514,8 | Belgien enth. | - | 1 912,4 | . | . |
| | 1957 | 648,9 | | 109,9 | 706,9 | 570,6 | | - | 2 036,3 | . | . |
| | 1958 | 488,0 | | 52,6 | 677,1 | 607,0 | | - | 1 824,7 | . | . |
| | 1958 MD | 40,7 | | 4,4 | 56,4 | 50,6 | | - | 152,1 | . | . |
| | Jan. 59 | 36,6 | | 5,1 | 45,8 | 64,0 | | - | 151,5 | . | . |
| | Febr. " | 38,1 | | 4,9 | 45,0 | 63,2 | | - | 151,2 | . | . |
| | März " | 41,3 | | 5,8 | 46,1 | 59,5 | | - | 152,7 | . | . |
| | Apr. " | 42,6 | | 5,6 | 52,2 | 53,4 | | - | 153,9 | . | . |
| | Mai " | 35,9 | | 4,5 | 50,8 | 49,7 | | - | 140,9 | . | . |
| | Juni " | 39,9 | | 5,5 | 54,2 | 51,4 | | - | 151,0 | . | . |
| | Juli " | 47,9 | Ab Juli 59 | 5,0 | 38,2 | 50,7 | | - | 141,8 | . | . |
| | Aug. " | 48,9 | in Bundes- | 5,3 | 25,8 | 62,5 | | - | 142,5 | . | . |
| | Sept. " | 48,8 | republik | 5,7 | 55,7 | 76,8 | | - | 187,0 | . | . |
| | Okt. " | 63,9 | enthalt | | | | | - | | . | . |
| | Nov. " | | | | | | | - | | . | . |
| | Dez. " | | | | | | | - | | . | . |
| Legierte Rohblöcke | 1953 | . | . | . | . | . | . | . | . | . | . |
| | 1954 | . | . | . | . | . | . | . | . | . | . |
| | 1955 | 1 218,9 | In | 59,6 | 633,4 | 324,0 | In | - | 2 235,9 | . | . |
| | 1956 | 1 337,6 | Frankr. enth. | 71,8 | 726,5 | 350,2 | Belgien enth. | - | 2 486,1 | . | . |
| | 1957 | 1 174,8 | | 67,6 | 757,6 | 417,0 | | - | 2 417,0 | . | . |
| | 1958 | 1 257,2 | | 51,0 | 743,5 | 483,2 | | - | 2 534,9 | . | . |
| | 1958 MD | 104,8 | | 4,2 | 62,0 | 40,3 | | - | 211,2 | . | . |
| | Jan. 59 | 113,1 | | 4,4 | 62,4 | 38,1 | | - | 218,0 | . | . |
| | Febr. " | 108,8 | | 2,9 | 59,1 | 39,4 | | - | 210,2 | . | . |
| | März " | 112,3 | | 3,9 | 61,5 | 42,8 | | - | 220,5 | . | . |
| | Apr. " | 121,4 | | 4,0 | 63,8 | 42,7 | | - | 231,9 | . | . |
| | Mai " | 109,0 | | 4,5 | 55,5 | 42,8 | | - | 211,8 | . | . |
| | Juni " | 126,9 | | 4,9 | 63,9 | 35,6 | | - | 231,3 | . | . |
| | Juli " | 131,4 | Ab Juli 59 | 3,0 | 46,8 | 39,6 | | - | 220,7 | . | . |
| | Aug. " | 136,4 | in Bundes- | 3,9 | 35,4 | 34,7 | | - | 210,4 | . | . |
| | Sept. " | 138,5 | republik | 6,2 | 65,1 | 43,1 | | - | 252,9 | . | . |
| | Okt. " | 148,9 | enthalt | | | | | - | | . | . |
| | Nov. " | | | | | | | - | | . | . |
| | Dez. " | | | | | | | - | | . | . |

1) Bundesgebiet, Frankreich und USA einschließlich Tiegelstahl. 2) Bis Dezember 1958 einschließlich LD-Stahl. 3) Bis Dezember 1958 ohne LD-Stahl. 4) Rohblöcke und Flüssigstahl für Stahlgieß.

5) In Rohstahl enthalten

a) 5 Wochen.

Erzeugung

Maßeinheit: 1000 t

| | Jahr Monat | Montan-Union-Länder | | | | | | | | Vergleichsländer | |
|--|---------------|---------------------------------|----------|---------|------------|---------|-----------|-------------|--------------|------------------|--------|
| | | Bundesrepublik ohne Saarland | Saarland | Belgien | Frankreich | Italien | Luxemburg | Niederlande | MONTAN-UNION | Großbritannien | U S A |
| Walzstahl- fertigerzeugnisse Insgesamt ¹⁾ | 1953 | 9 916 | 1 782 | 3 306 | 6 868 | 2 150 | 1 913 | 629 | 26 564 | 12 732 | 76 205 |
| | 1954 | 11 280 | 1 776 | 3 592 | 7 265 | 2 806 | 2 133 | 710 | 29 561 | 13 488 | 60 852 |
| | 1955 | 13 977 | 2 094 | 4 351 | 8 916 | 3 549 | 2 402 | 867 | 36 155 | 14 124 | 79 868 |
| | 1956 | 15 354 | 2 244 | 4 710 | 9 552 | 3 974 | 2 602 | 863 | 39 300 | 15 061 | 79 102 |
| | 1957 | 16 154 | 2 330 | 4 386 | 10 068 | 4 499 | 2 589 | 911 | 40 935 | 15 729 | 76 131 |
| | 1958 | 15 027 | 2 389 | 4 171 | 10 467 | 4 297 | 2 433 | 1 021 | 39 803 | 14 003 | 58 214 |
| | 1958 MD | 1 252 | 199 | 348 | 872 | 358 | 203 | 85 | 3 317 | 1 167 | 4 851 |
| | Jan. 59 | 1 172 | 197 | 376 | 900 | 372 | 220 | 93 | 3 333 | 1 011 | . |
| | Febr. " | 1 099 | 195 | 338 | 842 | 337 | 203 | 88 | 3 103 | 1 043 | . |
| | März " | 1 168 | 201 | 369 | 889 | 370 | 222 | 96 | 3 316 | a) 1 294 | . |
| | Apr. " | 1 400 | 212 | 405 | 955 | 392 | 234 | 93 | 3 692 | 1 112 | . |
| | Mai " | 1 254 | 179 | 365 | 879 | 372 | 225 | 99 | 3 375 | 1 075 | . |
| | Juni " | 1 393 | 205 | 404 | 954 | 414 | 232 | 93 | 3 695 | a) 1 385 | . |
| | Juli " | 1 489 | 220 | 347 | 880 | 402 | 240 | 88 | 3 667 | 880 | . |
| | Aug. " | 1 459 | 204 | 338 | 842 | 350 | 207 | 82 | 3 285 | 874 | . |
| | Sept. " | 1 536 | 213 | 419 | 965 | 474 | 236 | 107 | 3 954 | a) 1 519 | . |
| | Okt. " | 1 620 | 225 | 442 | 1 069 | 519 | 246 | 107 | 4 228 | 1 285 | . |
| | Nov. " | 1 553 | 206 | . | . | . | 237 | . | . | . | . |
| | Dez. " | . | . | . | . | . | . | . | . | . | . |
| Eisenbahnober- baumaterial | 1953 | 540 | 88 | 110 | 552 | 70 | 137 | - | 1 497 | 632 | 2 373 |
| | 1954 | 464 | 52 | 66 | 339 | 116 | 70 | - | 1 107 | 679 | 1 391 |
| | 1955 | 664 | 64 | 94 | 417 | 94 | 81 | - | 1 414 | 649 | 1 542 |
| | 1956 | 637 | 55 | 129 | 476 | 80 | 107 | - | 1 484 | 666 | 1 588 |
| | 1957 | 683 | 78 | 138 | 513 | 116 | 106 | - | 1 633 | 774 | 1 507 |
| | 1958 | 621 | 62 | 159 | 456 | 185 | 128 | - | 1 610 | 704 | 681 |
| | 1958 MD | 52 | 5 | 13 | 38 | 15 | 11 | - | 134 | 58 | 57 |
| | Jan. 59 | 54 | 3 | 9 | 34 | 16 | 6 | - | 121 | 35 | . |
| | Febr. " | 52 | 5 | 7 | 31 | 11 | 6 | - | 112 | 40 | . |
| | März " | 50 | 7 | 6 | 28 | 11 | 7 | - | 108 | a) 51 | . |
| | Apr. " | 65 | 5 | 10 | 28 | 10 | 8 | - | 127 | 38 | . |
| | Mai " | 54 | 3 | 8 | 25 | 12 | 7 | - | 109 | 36 | . |
| | Juni " | 64 | 4 | 10 | 28 | 15 | 7 | - | 126 | a) 46 | . |
| | Juli " | 66 | 2 | 11 | 28 | 10 | 7 | - | 123 | 24 | . |
| | Aug. " | 63 | 3 | 11 | 19 | 14 | 4 | - | 114 | 23 | . |
| | Sept. " | 60 | 4 | 6 | 24 | 15 | 5 | - | 115 | a) 45 | . |
| | Okt. " | 58 | 5 | 8 | 30 | 12 | 4 | - | 117 | 32 | . |
| | Nov. " | 60 | 4 | . | . | . | 6 | - | . | . | . |
| | Dez. " | . | . | . | . | . | . | - | . | . | . |
| Schwere Profile (Formstahl, Breitflanschträger, Stahlspundwände) | 1953 | 960 | 222 | 192 | 581 | 135 | 459 | 0 | 2 549 | 2 327 | 5 103 |
| | 1954 | 1 064 | 251 | 190 | 539 | 251 | 443 | - | 2 738 | 2 143 | 4 564 |
| | 1955 | 1 318 | 303 | 244 | 670 | 311 | 452 | - | 3 298 | 2 103 | 4 877 |
| | 1956 | 1 369 | 353 | 288 | 711 | 362 | 547 | - | 3 629 | 2 201 | 5 673 |
| | 1957 | 1 432 | 346 | 290 | 768 | 415 | 595 | - | 3 846 | 2 382 | 7 068 |
| | 1958 | 1 262 | 294 | 176 | 734 | 324 | 468 | - | 3 258 | 1 931 | 4 126 |
| | 1958 MD | 105 | 24 | 15 | 61 | 27 | 39 | - | 271 | 161 | 344 |
| | Jan. 59 | 103 | 20 | 16 | 52 | 28 | 35 | - | 254 | 114 | . |
| | Febr. " | 84 | 22 | 13 | 52 | 28 | 35 | - | 234 | 128 | . |
| | März " | 93 | 19 | 16 | 56 | 28 | 38 | - | 251 | a) 159 | . |
| | Apr. " | 107 | 19 | 16 | 66 | 27 | 44 | - | 279 | 141 | . |
| | Mai " | 108 | 23 | 15 | 67 | 20 | 45 | - | 278 | 140 | . |
| | Juni " | 115 | 20 | 17 | 69 | 23 | 43 | - | 287 | a) 168 | . |
| | Juli " | 137 | 28 | 14 | 67 | 29 | 47 | - | 322 | 117 | . |
| | Aug. " | 144 | 20 | 17 | 69 | 26 | 44 | - | 287 | 120 | . |
| | Sept. " | 129 | 24 | 20 | 77 | 34 | 49 | - | 332 | a) 244 | . |
| | Okt. " | 129 | 23 | 16 | 75 | 41 | 51 | - | 335 | 219 | . |
| | Nov. " | 105 | 20 | . | . | . | 50 | - | . | . | . |
| | Dez. " | . | . | . | . | . | . | - | . | . | . |
| Leichte Profile Stabstahl | 1953 | 2 842 | 645 | 1 291 | 2 287 | 925 | 812 | 57 | 8 859 | 2 845 | 12 876 |
| | 1954 | 2 983 | 669 | 1 397 | 2 370 | 1 034 | 876 | 57 | 9 385 | 2 692 | 8 870 |
| | 1955 | 3 699 | 809 | 1 715 | 2 980 | 1 242 | 952 | 59 | 11 456 | 3 091 | 12 501 |
| | 1956 | 4 205 | 879 | 1 866 | 3 145 | 1 403 | 1 017 | 63 | 12 578 | 3 424 | 12 679 |
| | 1957 | 4 094 | 916 | 1 613 | 3 125 | 1 473 | 960 | 45 | 12 227 | 3 398 | 10 827 |
| | 1958 | 3 613 | 977 | 1 506 | 3 019 | 1 388 | 867 | 38 | 11 408 | 2 686 | 8 624 |
| | 1958 MD | 301 | 81 | 126 | 252 | 116 | 72 | 3 | 951 | 224 | 719 |
| | Jan. 59 | 287 | 89 | 141 | 248 | 120 | 88 | 4 | 977 | 205 | . |
| | Febr. " | 268 | 83 | 132 | 240 | 107 | 83 | 5 | 919 | 203 | . |
| | März " | 290 | 91 | 142 | 248 | 126 | 90 | 2 | 988 | a) 254 | . |
| | Apr. " | 341 | 95 | 158 | 275 | 137 | 92 | 2 | 1 100 | 220 | . |
| | Mai " | 300 | 81 | 149 | 227 | 123 | 81 | 6 | 967 | a) 214 | . |
| | Juni " | 336 | 89 | 158 | 263 | 132 | 91 | 3 | 1 072 | 287 | . |
| | Juli " | 360 | 89 | 130 | 227 | 131 | 88 | 5 | 1 029 | 184 | . |
| | Aug. " | 362 | 90 | 130 | 190 | 116 | 74 | 4 | 966 | 195 | . |
| | Sept. " | 373 | 91 | 164 | 259 | 146 | 86 | 4 | 1 123 | a) 314 | . |
| | Okt. " | 401 | 96 | 169 | 301 | 177 | 93 | 4 | 1 241 | 256 | . |
| | Nov. " | 391 | 89 | . | . | . | 87 | . | . | . | . |
| | Dez. " | . | . | . | . | . | . | - | . | . | . |
| Walzdraht | 1953 | 855 | 195 | 348 | 567 | 296 | 172 | 58 | 2 491 | 841 | 4 711 |
| | 1954 | 1 133 | 231 | 438 | 708 | 321 | 246 | 84 | 3 161 | 1 059 | 4 252 |
| | 1955 | 1 336 | 248 | 487 | 830 | 404 | 236 | 97 | 3 638 | 1 199 | 5 532 |
| | 1956 | 1 438 | 251 | 491 | 850 | 399 | 217 | 105 | 3 751 | 1 238 | 5 088 |
| | 1957 | 1 466 | 257 | 474 | 955 | 427 | 216 | 101 | 3 895 | 1 245 | 4 260 |
| | 1958 | 1 467 | 248 | 503 | 1 118 | 428 | 210 | 93 | 4 069 | 1 174 | 3 939 |
| | 1958 MD | 122 | 21 | 42 | 93 | 36 | 18 | 8 | 339 | 98 | 328 |
| | Jan. 59 | 140 | 24 | 52 | 111 | 46 | 24 | 8 | 405 | 86 | . |
| | Febr. " | 132 | 23 | 45 | 107 | 45 | 16 | 8 | 376 | a) 92 | . |
| | März " | 130 | 21 | 49 | 118 | 39 | 18 | 10 | 385 | 115 | . |
| | Apr. " | 145 | 25 | 50 | 118 | 45 | 19 | 9 | 410 | 101 | . |
| | Mai " | 126 | 22 | 36 | 110 | 41 | 20 | 10 | 365 | 100 | . |
| | Juni " | 139 | 24 | 47 | 119 | 40 | 18 | 11 | 398 | a) 130 | . |
| | Juli " | 149 | 29 | 52 | 94 | 40 | 21 | 8 | 393 | 72 | . |
| | Aug. " | 142 | 23 | 46 | 74 | 40 | 13 | 6 | 345 | 76 | . |
| | Sept. " | 146 | 25 | 53 | 103 | 52 | 19 | 11 | 410 | a) 128 | . |
| | Okt. " | 158 | 25 | 60 | 132 | 55 | 17 | 11 | 458 | 117 | . |
| | Nov. " | 146 | 25 | . | . | . | 19 | . | . | . | . |
| | Dez. " | . | . | . | . | . | . | - | . | . | . |

1) Erzeugnisse im Sinne des Montan-Vertrages (bis Warmbreitband/Fertigerzeugnis einschliesslich)

a) 5 Wochen b) Einschliesslich Halbzeug für Röhren.

Erzeugung

11

Maßeinheit: 1000 t

| | Jahr Monat | Montan-Union-Länder | | | | | | | | Vergleichsländer | |
|---|---------------|---------------------------------|----------|---------|------------|---------|-----------|-------------|--------------|------------------|-----------|
| | | Bundesrepublik ohne Saarland | Saarland | Belgien | Frankreich | Italien | Luxemburg | Niederlande | MONTAN-UNION | Großbritannien | USA |
| Halbzeug für nahtlose Röhren (Röhren- Rund- und-Vierkantstahl) | 1953 | 539 | 61 | 24 | 272 | 84 | - | - | 980 | . | 4 521 |
| | 1954 | 708 | 52 | 20 | 269 | 83 | - | - | 1 132 | 295 | 4 097 |
| | 1955 | 786 | 59 | 32 | 319 | 128 | - | - | 1 323 | 420 | 4 437 |
| | 1956 | 846 | 63 | 49 | 347 | 152 | - | - | 1 457 | 462 | 4 453 |
| | 1957 | 880 | 65 | 49 | 371 | 179 | - | - | 1 543 | 451 | 4 996 |
| | 1958 | 817 | 62 | 10 | 336 | 166 | - | - | 1 391 | 316 | 2 897 |
| | 1958 MD | 68 | 5 | 1 | 28 | 14 | - | - | 116 | 26 | . |
| | Jan. 59 | 70 | 5 | 1 | 28 | 16 | - | - | 120 | 21 | . |
| | Febr. " | 60 | 6 | 0 | 22 | 12 | - | - | 100 | 22 | . |
| | März " | 67 | 5 | 1 | 26 | 16 | - | - | 114 | 27 | . |
| | Apr. " | 76 | 6 | 0 | 27 | 12 | - | - | 121 | 27 | . |
| | Mai " | 73 | 5 | 1 | 28 | 11 | - | - | 118 | 25 | . |
| | Juni " | 82 | 4 | 0 | 32 | 12 | - | - | 130 | 34 | . |
| | Juli " | 83 | 6 | 0 | 29 | 9 | - | - | 128 | 1) | . |
| | Aug. " | 82 | 6 | 1 | 18 | 10 | - | - | 116 | . | . |
| | Sept. " | 97 | 4 | 1 | 30 | 17 | - | - | 149 | . | . |
| | Okt. " | 93 | 6 | 1 | 34 | 17 | - | - | 151 | . | . |
| | Nov. " | 83 | 6 | . | . | . | - | - | . | . | . |
| Bandstahl und Röhrenstreifen | 1953 | 848 | 130 | 201 | 431 | 116 | 80 | 42 | 1 848 | 1 006 | 7 882 |
| | 1954 | 1 251 | 139 | 248 | 519 | 159 | 203 | 50 | 2 569 | 1 151 | 5 783 |
| | 1955 | 1 399 | 150 | 270 | 601 | 195 | 335 | 60 | 3 011 | 1 284 | 8 080 |
| | 1956 | 1 435 | 154 | 259 | 650 | 191 | 338 | 60 | 3 087 | 1 304 | 7 627 |
| | 1957 | 1 572 | 146 | 226 | 643 | 197 | 314 | 57 | 3 155 | 1 240 | 6 782 |
| | 1958 | 1 450 | 220 | 190 | 726 | 223 | 358 | 60 | 3 227 | 1 215 | 4 636 |
| | 1958 MD | 121 | 18 | 16 | 60 | 19 | 30 | 5 | 269 | 101 | 386 |
| | Jan. 59 | 127 | 18 | 17 | 66 | 21 | 32 | 6 | 290 | 98 | . |
| | Febr. " | 119 | 17 | 15 | 63 | 21 | 34 | 6 | 274 | 109 | . |
| | März " | 131 | 17 | 20 | 70 | 21 | 33 | 6 | 299 | a) 138 | . |
| | Apr. " | 157 | 21 | 18 | 74 | 25 | 36 | 6 | 336 | 111 | . |
| | Mai " | 132 | 18 | 16 | 70 | 26 | 38 | 5 | 306 | 116 | . |
| | Juni " | 150 | 19 | 25 | 73 | 32 | 41 | 6 | 345 | a) 139 | . |
| | Juli " | 149 | 18 | 20 | 64 | 29 | 42 | 5 | 327 | 89 | . |
| | Aug. " | 152 | 18 | 14 | 48 | 23 | 38 | 5 | 298 | 77 | . |
| | Sept. " | 168 | 20 | 20 | 78 | 35 | 44 | 6 | 372 | a) 157 | . |
| | Okt. " | 177 | 23 | 26 | 77 | 39 | 46 | 6 | 394 | 135 | . |
| | Nov. " | 172 | 19 | . | . | . | 44 | . | . | . | . |
| Breitflachstahl | 1953 | 231 | 35 | 42 | 40 | 11 | 3 | - | 362 | 2) . | 1 299 |
| | 1954 | 177 | 35 | 25 | 38 | 18 | 1 | - | 295 | . | 714 |
| | 1955 | 229 | 43 | 31 | 46 | 29 | 1 | - | 378 | . | 1 059 |
| | 1956 | 288 | 52 | 33 | 51 | 31 | 2 | - | 458 | . | 1 249 |
| | 1957 | 287 | 56 | 28 | 51 | 32 | 3 | - | 457 | . | 1 199 |
| | 1958 | 240 | 65 | 23 | 55 | 35 | 3 | - | 421 | . | 698 |
| | 1958 MD | 20 | 5 | 2 | 4 | 3 | 0 | - | 35 | . | 58 |
| | Jan. 59 | 15 | 5 | 2 | 4 | 3 | 0 | - | 30 | . | . |
| | Febr. " | 18 | 3 | 2 | 4 | 1 | 0 | - | 28 | . | . |
| | März " | 16 | 4 | 2 | 4 | 2 | 0 | - | 29 | . | . |
| | April " | 17 | 3 | 2 | 5 | 1 | 0 | - | 29 | . | . |
| | Mai " | 17 | 3 | 2 | 4 | 4 | 0 | - | 33 | . | . |
| | Juni " | 19 | 3 | 2 | 4 | 5 | 0 | - | 35 | . | . |
| | Juli " | 19 | 4 | 1 | 4 | 3 | 0 | - | 32 | . | . |
| | Aug. " | 20 | 4 | 2 | 2 | 1 | 0 | - | 29 | . | . |
| | Sept. " | 23 | 5 | 3 | 4 | 5 | 0 | - | 39 | . | . |
| | Okt. " | 24 | 4 | 3 | 5 | 1 | 0 | - | 37 | . | . |
| | Nov. " | 22 | 4 | . | . | . | 0 | . | . | . | . |
| Grob- und Mittelbleche (3mm und stärker) | 1953 | 1 804 | 243 | 605 | 838 | 254 | 108 | 287 | 4 139 | 2 507 | 3) 7 575 |
| | 1954 | 1 865 | 240 | 563 | 741 | 368 | 79 | 277 | 4 133 | 2 531 | 5 881 |
| | 1955 | 2 470 | 311 | 646 | 890 | 534 | 99 | 286 | 5 236 | 2 492 | 6 392 |
| | 1956 | 2 975 | 367 | 780 | 1 063 | 682 | 133 | 280 | 6 279 | 2 701 | 7 308 |
| | 1957 | 3 378 | 415 | 762 | 1 214 | 803 | 139 | 305 | 7 018 | 2 924 | 9 031 |
| | 1958 | 3 200 | 417 | 629 | 1 222 | 624 | 132 | 331 | 6 556 | 2 630 | 5 310 |
| | 1958 MD | 267 | 35 | 53 | 102 | 51 | 11 | 28 | 546 | 219 | 443 |
| | Jan. 59 | 178 | 29 | 54 | 96 | 43 | 10 | 28 | 438 | 180 | . |
| | Febr. " | 186 | 33 | 46 | 92 | 44 | 9 | 29 | 439 | 185 | . |
| | März " | 195 | 33 | 50 | 98 | 50 | 10 | 30 | 465 | a) 224 | . |
| | Apr. " | 254 | 34 | 55 | 100 | 52 | 10 | 27 | 534 | 183 | . |
| | Mai " | 236 | 21 | 49 | 96 | 51 | 9 | 30 | 491 | 173 | . |
| | Juni " | 259 | 38 | 54 | 100 | 60 | 9 | 35 | 565 | a) 217 | . |
| | Juli " | 292 | 40 | 45 | 97 | 59 | 9 | 35 | 577 | 138 | . |
| | Aug. " | 277 | 37 | 48 | 64 | 53 | 8 | 23 | 510 | 161 | . |
| | Sept. " | 284 | 37 | 55 | 108 | 71 | 8 | 40 | 605 | a) 248 | . |
| | Okt. " | 307 | 40 | 55 | 118 | 74 | 7 | 40 | 641 | 208 | . |
| | Nov. " | 298 | 35 | . | . | . | 10 | . | . | . | . |
| Feinbleche warm- und kaltgewalzt (unter 3 mm stark) | 1953 | 1 291 | 163 | 486 | 1 298 | 259 | 138 | 154 | 3 789 | 2 593 | 4) 25 513 |
| | 1954 | 1 628 | 107 | 642 | 1 703 | 442 | 208 | 242 | 4 971 | 2 959 | 19 855 |
| | 1955 | 2 042 | 107 | 821 | 2 123 | 584 | 232 | 364 | 6 274 | 3 191 | 28 592 |
| | 1956 | 2 127 | 70 | 805 | 2 239 | 639 | 214 | 352 | 6 448 | 3 065 | 26 560 |
| | 1957 | 2 252 | 51 | 798 | 2 406 | 810 | 227 | 394 | 6 935 | 3 314 | 23 858 |
| | 1958 | 2 276 | 44 | 961 | 2 760 | 883 | 235 | 476 | 7 634 | 3 347 | 20 921 |
| | 1958 MD | 190 | 4 | 80 | 230 | 74 | 20 | 40 | 636 | 279 | 1 743 |
| | Jan. 59 | 187 | 4 | 81 | 259 | 78 | 23 | 44 | 676 | 272 | . |
| | Febr. " | 174 | 3 | 75 | 228 | 65 | 19 | 40 | 606 | 264 | . |
| | März " | 189 | 4 | 81 | 238 | 76 | 23 | 42 | 653 | a) 327 | . |
| | Apr. " | 220 | 4 | 94 | 257 | 82 | 22 | 43 | 722 | 291 | . |
| | Mai " | 195 | 3 | 86 | 245 | 82 | 22 | 44 | 678 | 271 | . |
| | Juni " | 215 | 4 | 89 | 261 | 92 | 19 | 42 | 720 | a) 364 | . |
| | Juli " | 222 | 3 | 73 | 262 | 89 | 22 | 35 | 709 | 256 | . |
| | Aug. " | 223 | 3 | 67 | 162 | 64 | 22 | 44 | 586 | 222 | . |
| | Sept. " | 237 | 3 | 95 | 277 | 93 | 23 | 46 | 774 | a) 383 | . |
| | Okt. " | 252 | 3 | 102 | 292 | 100 | 24 | 46 | 819 | 318 | . |
| | Nov. " | 236 | 4 | . | . | . | 21 | . | . | . | . |

1) Siehe Formstahl 2) In Grobblechen enthalten 3) Plates 4) Sheets
a) 5 Wochen

Erzeugung

Maßeinheit: 1000 t

| | Jahr Monat | Montan-Union-Länder | | | | | | | | Vergleichsländer | |
|--|---------------|---------------------------------|----------|---------|------------|---------|-----------|-------------|--------------|------------------|--------|
| | | Bundesrepublik ohne Saarland | Saarland | Belgien | Frankreich | Italien | Luxemburg | Niederlande | MONTAN-UNION | Großbritannien | U S A |
| Warmbreitband (Fertigerzeugnis) | 1953 | 6 | - | 7 | 2 | - | 4 | 31 | 50 | . | 6 349 |
| | 1954 | 7 | - | 3 | 39 | 14 | 7 | 0 | 70 | . | 6 125 |
| | 1955 | 34 | - | 11 | 40 | 28 | 14 | 1 | 127 | . | 6 876 |
| | 1956 | 34 | - | 10 | 20 | 35 | 27 | 3 | 129 | . | 6 874 |
| | 1957 | 110 | - | 8 | 22 | 46 | 29 | 9 | 226 | . | 6 602 |
| | 1958 | 79 | - | 14 | 41 | 41 | 32 | 23 | 229 | . | 6 383 |
| | 1958 MD | 7 | - | 1 | 3 | 3 | 2 | 2 | 19 | . | 532 |
| | Jan. 59 | 11 | - | 3 | 2 | 1 | 2 | 3 | 22 | . | . |
| | Febr. " | 6 | - | 3 | 3 | 3 | 1 | - | 15 | . | . |
| | Märs " | 8 | - | 2 | 3 | 1 | 3 | 6 | 24 | . | . |
| | Apr. " | 18 | - | 2 | 5 | 1 | 3 | 6 | 34 | . | . |
| | Mai " | 14 | - | 3 | 7 | 2 | 3 | 4 | 34 | . | . |
| | Juni " | 14 | - | 2 | 5 | 3 | 4 | 1 | 29 | . | . |
| | Juli " | 11 | - | 1 | 8 | 3 | 4 | - | 27 | . | . |
| | Aug. " | 25 | - | 2 | 5 | 3 | 4 | - | 39 | . | . |
| | Sept. " | 18 | - | 2 | 5 | 6 | 2 | - | 35 | . | . |
| | Okt. " | 21 | - | 2 | 5 | 3 | 4 | - | 35 | . | . |
| | Nov. " | 40 | - | - | - | - | - | - | - | . | . |
| | Dez. " | - | - | - | - | - | - | - | - | . | . |
| Weiterverarbeitete Walzstahl- fertigerzeugnisse | 1953 | 210 | 42 | 34 | 217 | 20 | - | 8 | 685 | 772 | 4 391 |
| | 1954 | 227 | 60 | 58 | 269 | 24 | - | 47 | 888 | 888 | 4 402 |
| | 1955 | 265 | 66 | 84 | 336 | 44 | - | 65 | 906 | 906 | 4 679 |
| | 1956 | 255 | 72 | 109 | 366 | 73 | - | 71 | 944 | 933 | 4 962 |
| | 1957 | 283 | 70 | 113 | 416 | 104 | - | 72 | 1 058 | 1 059 | 4 956 |
| | 1958 | 236 | 73 | 111 | 426 | 127 | - | 94 | 1 069 | 1 060 | 4 658 |
| | 1958 MD | 20 | 6 | 9 | 35 | 10 | - | 8 | 89 | 88 | 388 |
| | Jan. 59 | 18 | 4 | 9 | 44 | 11 | - | 11 | 98 | 90 | . |
| | Febr. " | 21 | 4 | 10 | 41 | 11 | - | 10 | 97 | 80 | . |
| | Märs " | 23 | 5 | 10 | 44 | 9 | - | 10 | 101 | a) 98 | . |
| | Apr. " | 25 | 6 | 12 | 46 | 10 | - | 11 | 112 | 87 | . |
| | Mai " | 23 | 6 | 11 | 43 | 12 | - | 12 | 107 | 85 | . |
| | Juni " | 27 | 5 | 12 | 45 | 13 | - | 13 | 118 | a) 114 | . |
| | Juli " | 29 | 6 | 8 | 48 | 13 | - | 15 | 120 | 90 | . |
| | Aug. " | 27 | 6 | 11 | 36 | 13 | - | 8 | 104 | 45 | . |
| | Sept. " | 29 | 6 | 12 | 44 | 13 | - | 12 | 118 | a) 117 | . |
| | Okt. " | 28 | 6 | 11 | - | 11 | - | - | - | 99 | . |
| | Nov. " | 24 | 6 | - | - | - | - | - | - | - | . |
| | Dez. " | - | - | - | - | - | - | - | - | - | . |
| Verzinkte, verbleite und sonstige Bleche | 1953 | 2) | - | 127 | 3) | 182 | - | - | 585 | 264 | 2 434 |
| | 1954 | 139 | - | 180 | 245 | 20 | - | - | 634 | 336 | 2 406 |
| | 1955 | 163 | - | 189 | 259 | 23 | - | - | 679 | 336 | 2 805 |
| | 1956 | 156 | - | 186 | 290 | 47 | - | - | 704 | 317 | 2 890 |
| | 1957 | 154 | - | 188 | 289 | 74 | - | - | 704 | 322 | 2 449 |
| | 1958 | 143 | - | 149 | 282 | 57 | - | - | 652 | 245 | 2 710 |
| | 1958 MD | 12 | - | 12 | 24 | 5 | - | - | 53 | 20 | 226 |
| | Jan. 59 | 11 | - | 19 | 27 | 5 | - | - | 65 | 24 | . |
| | Febr. " | 10 | - | 19 | 23 | 6 | - | - | 57 | 23 | . |
| | Märs " | 11 | - | 17 | 28 | 6 | - | - | 60 | a) 23 | . |
| | Apr. " | 15 | - | 20 | 25 | 6 | - | - | 65 | 22 | . |
| | Mai " | 19 | - | 21 | 24 | 6 | - | - | 69 | 19 | . |
| | Juni " | 15 | - | 21 | 28 | 6 | - | - | 69 | a) 27 | . |
| | Juli " | 20 | - | 18 | 28 | 7 | - | - | 73 | 19 | . |
| | Aug. " | 17 | - | 23 | 15 | 6 | - | - | 61 | 15 | . |
| | Sept. " | 19 | - | 24 | 33 | 7 | - | - | 86 | a) 27 | . |
| | Okt. " | 22 | - | 25 | - | 8 | - | - | - | 22 | . |
| | Nov. " | 21 | - | - | - | - | - | - | - | - | . |
| | Dez. " | - | - | - | - | - | - | - | - | - | . |
| Transformatoren- und Dynamobleche | 1953 | 101 | - | 17 | 3) | 63 | - | - | 257 | 120 | 798 |
| | 1954 | 141 | - | 21 | 78 | 28 | - | 0 | 322 | 168 | 542 |
| | 1955 | 185 | - | 27 | 86 | 31 | - | 0 | 350 | 185 | 767 |
| | 1956 | 191 | - | 29 | 103 | 31 | - | 0 | 397 | 179 | 726 |
| | 1957 | 209 | - | 33 | 127 | 32 | - | - | 466 | 177 | 584 |
| | 1958 | 228 | - | 39 | 163 | 36 | - | - | 466 | 201 | 462 |
| | 1958 MD | 19 | - | 3 | 14 | 3 | - | - | 39 | 17 | 39 |
| | Jan. 59 | 23 | - | 2 | 18 | 3 | - | - | 42 | 15 | . |
| | Febr. " | 22 | - | 3 | 14 | 3 | - | - | 45 | 16 | . |
| | Märs " | 22 | - | 4 | 14 | 3 | - | - | 44 | a) 19 | . |
| | Apr. " | 26 | - | 4 | 15 | 4 | - | - | 50 | 17 | . |
| | Mai " | 19 | - | 3 | 14 | 4 | - | - | 41 | 15 | . |
| | Juni " | 20 | - | 3 | 16 | 4 | - | - | 44 | a) 20 | . |
| | Juli " | 21 | - | 2 | 15 | 4 | - | - | 43 | 12 | . |
| | Aug. " | 21 | - | 3 | 8 | 3 | - | - | 36 | 12 | . |
| | Sept. " | 20 | - | 3 | 16 | 4 | - | - | - | a) 23 | . |
| | Okt. " | 23 | - | 4 | - | 4 | - | - | - | 17 | . |
| | Nov. " | - | - | - | - | - | - | - | - | - | . |
| | Dez. " | - | - | - | - | - | - | - | - | - | . |
| Stahlröhren, nahtlos und geschweißt | 1953 | 1 015 | 100 | 100 | 473 | 419 | - | 63 | 2 170 | 1 116 | 9 299 |
| | 1954 | 1 204 | 113 | 96 | 533 | 412 | - | 70 | 2 448 | 1 128 | 7 260 |
| | 1955 | 1 354 | 147 | 99 | 679 | 533 | - | 88 | 2 900 | 1 260 | 9 107 |
| | 1956 | 1 400 | 148 | 129 | 746 | 579 | - | 97 | 3 099 | 1 462 | 9 522 |
| | 1957 | 1 537 | 162 | 119 | 867 | 774 | - | 94 | 3 533 | 1 662 | 10 357 |
| | 1958 | 1 348 | - | 150 | 921 | 743 | - | 89 | - | 1 124 | 6 622 |
| | 1958 MD | 112 | - | 12 | 77 | 62 | - | 7 | - | 94 | 552 |
| | Jan. 59 | 110 | . | 9 | 84 | 58 | - | 9 | - | 87 | . |
| | Febr. " | 110 | . | 9 | 73 | 62 | - | 8 | - | 84 | . |
| | Märs " | 120 | . | 9 | 80 | 64 | - | 9 | - | a) 105 | . |
| | Apr. " | 135 | . | 8 | 90 | 64 | - | 8 | - | 93 | . |
| | Mai " | 114 | . | 7 | 76 | 58 | - | 8 | - | 81 | . |
| | Juni " | 133 | . | 8 | 94 | 62 | - | 10 | - | a) 110 | . |
| | Juli " | 141 | . | 6 | - | 63 | - | 9 | - | 82 | . |
| | Aug. " | 138 | . | 7 | - | 57 | - | 8 | - | 77 | . |
| | Sept. " | 150 | . | 7 | - | 70 | - | - | - | a) 123 | . |
| | Okt. " | 164 | . | 9 | - | 75 | - | - | - | 107 | . |
| | Nov. " | 148 | . | - | - | - | - | - | - | - | . |
| | Dez. " | - | - | - | - | - | - | - | - | - | . |

1) D.h. ohne Warmbreitband, das zur Herstellung eines anderen Walzstahlfertigerzeugnisses verbraucht wird. 2) Einschliesslich verzinkt, oder verbl. Bandstahl 3) Einschliesslich Saarland
a) 5 Wochen

Förderung/Erzeugung

13

Anteile der Länder an der Förderung/Erzeugung der Montanunion

Maßeinheit: v.H.

| Jahr | Bundesrep. ohne Saarland | Saarland | Belgien | Frankreich | Italien | Luxemburg | Niederlande | MONTAN- UNION | Jahr | Bundesrep. ohne Saarland | Saarland | Belgien | Frankreich | Italien | Luxemburg | Niederlande | MONTAN- UNION |
|-----------------------------|--------------------------------|----------|---------|------------|---------|-----------|-------------|------------------|---|--------------------------------|----------|---------|------------|---------|-----------|-------------|------------------|
| Steinkohlen | | | | | | | | | Walzstahlfertigerzeugnisse insgesamt | | | | | | | | |
| 1952 | 52 | 7 | 13 | 23 | 0 | - | 5 | 100 | 1952 | 37 | 7 | 13 | 27 | 8 | 7 | 2 | 100 |
| 1953 | 53 | 7 | 13 | 22 | 0 | - | 5 | 100 | 1953 | 37 | 7 | 12 | 26 | 8 | 7 | 2 | 100 |
| 1954 | 53 | 7 | 12 | 23 | 0 | - | 5 | 100 | 1954 | 38 | 6 | 12 | 25 | 9 | 7 | 2 | 100 |
| 1955 | 53 | 7 | 12 | 22 | 0 | - | 5 | 100 | 1955 | 39 | 6 | 12 | 25 | 10 | 7 | 2 | 100 |
| 1956 | 54 | 7 | 12 | 22 | 0 | - | 5 | 100 | 1956 | 39 | 6 | 12 | 24 | 10 | 7 | 2 | 100 |
| 1957 | 54 | 7 | 12 | 23 | 0 | - | 5 | 100 | 1957 | 39 | 6 | 11 | 25 | 11 | 6 | 2 | 100 |
| 1958 | 54 | 7 | 11 | 23 | 0 | - | 5 | 100 | 1958 | 38 | 6 | 10 | 26 | 10 | 6 | 3 | 100 |
| 1959 | | | | | | | | | 1959 | | | | | | | | |
| Koks | | | | | | | | | Eisenbahnoberbaumaterial | | | | | | | | |
| 1952 | 60 | 6 | 10 | 15 | 4 | - | 5 | 100 | 1952 | 37 | 5 | 10 | 35 | 4 | 9 | - | 100 |
| 1953 | 61 | 6 | 10 | 14 | 4 | - | 5 | 100 | 1953 | 36 | 6 | 7 | 37 | 5 | 9 | - | 100 |
| 1954 | 58 | 6 | 10 | 16 | 4 | - | 6 | 100 | 1954 | 42 | 5 | 6 | 31 | 10 | 6 | - | 100 |
| 1955 | 59 | 6 | 10 | 16 | 4 | - | 6 | 100 | 1955 | 47 | 4 | 6 | 30 | 7 | 6 | - | 100 |
| 1956 | 58 | 6 | 10 | 16 | 5 | - | 6 | 100 | 1956 | 43 | 4 | 9 | 32 | 5 | 7 | - | 100 |
| 1957 | 58 | 6 | 9 | 16 | 5 | - | 5 | 100 | 1957 | 42 | 4 | 9 | 32 | 7 | 7 | - | 100 |
| 1958 | 58 | 6 | 9 | 17 | 5 | - | 5 | 100 | 1958 | 38 | 4 | 10 | 28 | 11 | 8 | - | 100 |
| 1959 | | | | | | | | | 1959 | | | | | | | | |
| Braunkohlen | | | | | | | | | Schwere Profile (Formstahl, Breitflanschträger, Stahlspundwände) | | | | | | | | |
| 1952 | 97 | - | - | 2 | 1 | - | 0 | 100 | 1952 | 37 | 9 | 9 | 23 | 5 | 16 | 0 | 100 |
| 1953 | 97 | - | - | 2 | 1 | - | 0 | 100 | 1953 | 38 | 9 | 8 | 23 | 5 | 18 | 0 | 100 |
| 1954 | 97 | - | - | 2 | 1 | - | 0 | 100 | 1954 | 39 | 9 | 7 | 20 | 9 | 16 | - | 100 |
| 1955 | 97 | - | - | 2 | 1 | - | 0 | 100 | 1955 | 40 | 9 | 7 | 20 | 9 | 14 | - | 100 |
| 1956 | 97 | - | - | 2 | 1 | - | 0 | 100 | 1956 | 38 | 10 | 8 | 19 | 10 | 15 | - | 100 |
| 1957 | 97 | - | - | 2 | 0 | - | 0 | 100 | 1957 | 37 | 9 | 7 | 20 | 11 | 16 | - | 100 |
| 1958 | 97 | - | - | 2 | 1 | - | 0 | 100 | 1958 | 38 | 9 | 5 | 22 | 10 | 14 | - | 100 |
| 1959 | | | | | | | | | 1959 | | | | | | | | |
| Eisenerze | | | | | | | | | Leichte Profile (Stabstahl) | | | | | | | | |
| 1952 | 20 | - | 0 | 66 | 1 | 12 | - | 100 | 1952 | 30 | 7 | 15 | 28 | 10 | 10 | 1 | 100 |
| 1953 | 18 | - | 0 | 69 | 2 | 12 | - | 100 | 1953 | 32 | 7 | 15 | 26 | 10 | 9 | 1 | 100 |
| 1954 | 16 | - | 0 | 72 | 2 | 10 | - | 100 | 1954 | 32 | 7 | 15 | 25 | 11 | 9 | 1 | 100 |
| 1955 | 16 | - | 0 | 71 | 2 | 10 | - | 100 | 1955 | 32 | 7 | 15 | 26 | 11 | 8 | 1 | 100 |
| 1956 | 16 | - | 0 | 71 | 2 | 10 | - | 100 | 1956 | 33 | 7 | 15 | 25 | 11 | 8 | 0 | 100 |
| 1957 | 16 | - | 0 | 72 | 2 | 10 | - | 100 | 1957 | 33 | 7 | 13 | 25 | 12 | 8 | 0 | 100 |
| 1958 | 16 | - | 0 | 74 | 2 | 8 | - | 100 | 1958 | 32 | 9 | 13 | 27 | 11 | 8 | 0 | 100 |
| 1959 | | | | | | | | | 1959 | | | | | | | | |
| Roheisen | | | | | | | | | Walzdraht | | | | | | | | |
| 1952 | 37 | 7 | 14 | 28 | 3 | 9 | 2 | 100 | 1952 | 36 | 8 | 14 | 25 | 9 | 8 | 2 | 100 |
| 1953 | 37 | 8 | 13 | 27 | 4 | 9 | 2 | 100 | 1953 | 34 | 8 | 12 | 20 | 10 | 6 | 2 | 100 |
| 1954 | 38 | 8 | 14 | 27 | 4 | 8 | 2 | 100 | 1954 | 36 | 7 | 14 | 22 | 10 | 8 | 3 | 100 |
| 1955 | 40 | 7 | 13 | 27 | 4 | 7 | 2 | 100 | 1955 | 37 | 7 | 13 | 23 | 11 | 7 | 3 | 100 |
| 1956 | 40 | 7 | 13 | 26 | 4 | 8 | 2 | 100 | 1956 | 38 | 7 | 13 | 23 | 11 | 6 | 3 | 100 |
| 1957 | 41 | 7 | 12 | 26 | 5 | 7 | 2 | 100 | 1957 | 38 | 7 | 12 | 24 | 11 | 6 | 2 | 100 |
| 1958 | 38 | 7 | 13 | 27 | 5 | 8 | 2 | 100 | 1958 | 36 | 6 | 12 | 27 | 10 | 5 | 2 | 100 |
| 1959 | | | | | | | | | 1959 | | | | | | | | |
| Rohstahl insgesamt | | | | | | | | | Halbzeug für nahtlose Röhren (Röhren-Rund- und Vierkantstahl) | | | | | | | | |
| 1952 | 38 | 7 | 12 | 26 | 8 | 7 | 2 | 100 | 1952 | 54 | 6 | 3 | 29 | *) 8 | - | - | 100 |
| 1953 | 39 | 7 | 11 | 25 | 9 | 7 | 2 | 100 | 1953 | 55 | 6 | 2 | 28 | *) 9 | - | - | 100 |
| 1954 | 40 | 6 | 11 | 24 | 10 | 6 | 2 | 100 | 1954 | 63 | 5 | 2 | 24 | 7 | - | - | 100 |
| 1955 | 41 | 6 | 11 | 24 | 10 | 6 | 2 | 100 | 1955 | 65 | 5 | 3 | 27 | 11 | - | - | 100 |
| 1956 | 41 | 6 | 11 | 24 | 10 | 6 | 2 | 100 | 1956 | 70 | 5 | 4 | 29 | 13 | - | - | 100 |
| 1957 | 41 | 6 | 10 | 24 | 11 | 6 | 2 | 100 | 1957 | 73 | 5 | 4 | 31 | 15 | - | - | 100 |
| 1958 | 39 | 6 | 10 | 25 | 11 | 6 | 2 | 100 | 1958 | 68 | 5 | 1 | 28 | 14 | - | - | 100 |
| 1959 | | | | | | | | | 1959 | | | | | | | | |
| Thomas stahl | | | | | | | | | Bandstahl und Röhrenstreifen | | | | | | | | |
| 1952 | 30 | 9 | 18 | 29 | 1 | 12 | - | 100 | 1952 | 51 | 7 | 11 | 21 | 5 | 4 | 1 | 100 |
| 1953 | 30 | 9 | 19 | 28 | 1 | 12 | - | 100 | 1953 | 46 | 7 | 11 | 23 | 6 | 4 | 2 | 100 |
| 1954 | 33 | 9 | 18 | 28 | 1 | 11 | - | 100 | 1954 | 49 | 5 | 10 | 20 | 6 | 8 | 2 | 100 |
| 1955 | 33 | 9 | 18 | 28 | 1 | 11 | - | 100 | 1955 | 47 | 5 | 9 | 20 | 6 | 11 | 2 | 100 |
| 1956 | 33 | 9 | 18 | 27 | 1 | 11 | - | 100 | 1956 | 47 | 5 | 9 | 20 | 6 | 11 | 2 | 100 |
| 1957 | 34 | 9 | 17 | 28 | 1 | 11 | - | 100 | 1957 | 51 | 5 | 7 | 19 | 7 | 10 | 2 | 100 |
| 1958 | 31 | 9 | 18 | 30 | 1 | 11 | - | 100 | 1958 | 45 | 7 | 6 | 22 | 7 | 11 | 2 | 100 |
| 1959 | | | | | | | | | 1959 | | | | | | | | |
| Siemens-Martin-Stahl | | | | | | | | | Breitflachstahl | | | | | | | | |
| 1952 | 54 | 4 | 4 | 22 | 12 | - | 4 | 100 | 1952 | 60 | 11 | 9 | 16 | 4 | - | - | 100 |
| 1953 | 55 | 4 | 3 | 21 | 11 | - | 5 | 100 | 1953 | 64 | 10 | 12 | 11 | 3 | 0 | - | 100 |
| 1954 | 56 | 4 | 3 | 20 | 13 | - | 5 | 100 | 1954 | 60 | 12 | 8 | 13 | 6 | 0 | - | 100 |
| 1955 | 55 | 3 | 3 | 19 | 15 | - | 4 | 100 | 1955 | 59 | 12 | 9 | 12 | 6 | 0 | - | 100 |
| 1956 | 55 | 3 | 3 | 19 | 15 | - | 4 | 100 | 1956 | 63 | 11 | 8 | 11 | 5 | 0 | - | 100 |
| 1957 | 54 | 3 | 3 | 19 | 17 | - | 4 | 100 | 1957 | 63 | 13 | 5 | 11 | 8 | 0 | - | 100 |
| 1958 | 53 | 4 | 3 | 20 | 16 | - | 5 | 100 | 1958 | 57 | 14 | 6 | 11 | 9 | 0 | - | 100 |
| 1959 | | | | | | | | | 1959 | | | | | | | | |
| Elektro-Stahl | | | | | | | | | Grob- und Mittelbleche (3mm und stärker) | | | | | | | | |
| 1952 | 17 | 2 | 6 | 24 | 46 | 2 | 3 | 100 | 1952 | 40 | 7 | 14 | 20 | 10 | 4 | 6 | 100 |
| 1953 | 17 | 2 | 6 | 22 | 49 | 2 | 4 | 100 | 1953 | 44 | 6 | 12 | 20 | 6 | 3 | 7 | 100 |
| 1954 | 19 | 2 | 4 | 23 | 47 | 1 | 4 | 100 | 1954 | 45 | 6 | 14 | 18 | 9 | 2 | 7 | 100 |
| 1955 | 21 | 2 | 5 | 21 | 46 | 2 | 3 | 100 | 1955 | 47 | 6 | 12 | 17 | 11 | 2 | 5 | 100 |
| 1956 | 23 | 1 | 6 | 20 | 44 | 2 | 3 | 100 | 1956 | 48 | 6 | 13 | 17 | 11 | 2 | 4 | 100 |
| 1957 | 24 | 1 | 7 | 20 | 44 | 1 | 3 | 100 | 1957 | 48 | 6 | 11 | 17 | 12 | 2 | 4 | 100 |
| 1958 | 27 | 1 | 4 | 22 | 41 | 1 | 3 | 100 | 1958 | 48 | 6 | 9 | 18 | 9 | 2 | 5 | 100 |
| 1959 | | | | | | | | | 1959 | | | | | | | | |
| LD- und sonst. Stahl | | | | | | | | | Feinbleche, warm- und kaltgewalzt (unter 3 mm stark) | | | | | | | | |
| 1952 | 55 | 0 | 15 | 30 | 0 | - | . | 100 | 1952 | 36 | 4 | 14 | 34 | 7 | 3 | 2 | 100 |
| 1953 | 56 | 1 | 12 | 29 | 0 | - | . | 100 | 1953 | 34 | 4 | 13 | 34 | 7 | 4 | 4 | 100 |
| 1954 | 52 | 1 | 12 | 37 | 0 | - | . | 100 | 1954 | 33 | 2 | 13 | 34 | 9 | 4 | 5 | 100 |
| 1955 | 45 | 0 | 14 | 36 | 0 | - | . | 100 | 1955 | 33 | 2 | 13 | 34 | 9 | 4 | 6 | 100 |
| 1956 | 48 | 0 | 13 | 39 | 0 | - | . | 100 | 1956 | 33 | 1 | 12 | 35 | 10 | 3 | 5 | 100 |
| 1957 | 48 | 0 | 11 | 33 | 0 | - | . | 100 | 1957 | 33 | 1 | 12 | 35 | 12 | 3 | 6 | 100 |
| 1958 | 52 | - | 4 | 13 | 0 | - | 30 | 100 | 1958 | 30 | 1 | 13 | 36 | 12 | 3 | 6 | 100 |
| 1959 | | | | | | | | | 1959 | | | | | | | | |

Verbrauch für die Roheisenerzeugung

Maßeinheit: 1000 t

| | Jahr Viertel Monat | Montan-Union-Länder | | | | | | | | | Vergleichsländer | | |
|--|--------------------------|---------------------------------|----------|---------|------------|---------|-----------|-------------|--------------|----|------------------|---------|----|
| | | Bundesrepublik ohne Saarland | Saarland | Belgien | Frankreich | Italien | Luxemburg | Niederlande | MONTAN-UNION | | Großbritannien | U S A | |
| Eisenerze in Hochöfen | 1954 | 14 061 | 3 651 | 9 160 | 23 302 | 1 110 | 8 640 | 1 032 | 60 956 | | 19 536 | 59 034 | |
| | 1955 | 20 979 | 4 679 | 10 930 | 29 517 | 1 419 | 9 567 | 1 199 | 78 292 | | 18 537 | 100 724 | |
| | 1956 | 22 792 | 4 740 | 11 127 | 30 934 | 1 975 | 9 527 | 1 221 | 82 316 | | 20 062 | 90 758 | |
| | 1957 | 23 767 | 5 118 | 10 996 | 32 460 | 2 308 | 9 825 | 567 | 85 042 | | 20 490 | 90 235 | |
| | 1958 | 20 099 | 4 675 | 11 182 | 31 825 | 1 820 | 9 257 | 847 | 79 704 | | 16 608 | 53 531 | |
| | 1958 MD | 1 675 | 390 | 932 | 2 652 | 152 | 771 | 71 | 6 642 | | 1 384 | 4 461 | |
| | Jan. 59 | 1 568 | 365 | 942 | 2 622 | 154 | 785 | 69 | 6 505 | | 1 114 | . | |
| | Febr. " | 1 428 | 363 | 865 | 2 423 | 154 | 718 | 73 | 6 004 | | 1 023 | . | |
| | März " | 1 569 | 383 | 945 | 2 705 | 149 | 743 | 78 | 6 574 | a) | 1 273 | . | |
| | Apr. " | 1 761 | 418 | 926 | 2 754 | 145 | 752 | 80 | 6 837 | | 1 074 | . | |
| | Mai " | 1 711 | 390 | 948 | 2 631 | 150 | 763 | 75 | 6 668 | | 1 090 | . | |
| | Juni " | 1 822 | 405 | 966 | 2 744 | 145 | 787 | 68 | 6 937 | a) | 1 222 | . | |
| | Juli " | 1 846 | 406 | 947 | 2 652 | 155 | 807 | 82 | 6 896 | | 930 | . | |
| | Aug. " | 1 836 | 369 | 929 | 2 473 | 169 | 749 | 92 | 6 618 | | 895 | . | |
| | Sept. " | 1 856 | 371 | 994 | | | 771 | 110 | | a) | 1 294 | . | |
| | Okt. " | | | | | | | | | | 1 104 | . | |
| | Nov. " | | | | | | | | | | | . | |
| | Dez. " | | | | | | | | | | | . | |
| Eisenerze in Sinteranlagen | 1954 | 5 313 | 2 493 | 362 | 1 449 | 444 | 926 | . | 10 957 | | 7 045 | 6 328 | |
| | 1955 | 4 475 | 2 905 | 394 | 1 770 | 557 | 989 | . | 11 088 | | 9 160 | 20 885 | |
| | 1956 | 4 767 | 2 921 | 451 | 1 870 | 702 | 1 411 | . | 12 118 | | 9 094 | 25 082 | |
| | 1957 | 5 832 | 3 030 | 468 | 2 039 | 834 | 1 729 | 569 | 14 504 | | 10 821 | 29 249 | |
| | 1958 | 6 801 | 3 109 | 684 | 2 785 | 1 039 | 1 900 | 615 | 16 932 | | 10 906 | 31 661 | |
| | 1958 MD | 567 | 259 | 57 | 232 | 87 | 158 | 51 | 1 411 | | 909 | 2 638 | |
| | Jan. 59 | 593 | 272 | 105 | 293 | 92 | 192 | 62 | 1 610 | | 866 | . | |
| | Febr. " | 551 | 267 | 98 | 271 | 88 | 168 | 54 | 1 497 | | 890 | . | |
| | März " | 559 | 278 | 115 | 313 | 101 | 199 | 61 | 1 627 | a) | 1 151 | . | |
| | Apr. " | 591 | 306 | 112 | 287 | 92 | 191 | 63 | 1 642 | | 889 | . | |
| | Mai " | 657 | 304 | 106 | 324 | 90 | 194 | 66 | 1 741 | | 998 | . | |
| | Juni " | 697 | 318 | 116 | 328 | 88 | 195 | 61 | 1 802 | a) | 1 224 | . | |
| | Juli " | 715 | 313 | 109 | 326 | 79 | 203 | 62 | 1 805 | | 990 | . | |
| | Aug. " | 795 | 288 | 126 | 226 | 112 | 201 | 69 | 1 817 | | 978 | . | |
| | Sept. " | 790 | 283 | 126 | | | 189 | 63 | | a) | 1 337 | . | |
| | Okt. " | | | | | | | | | | 1 126 | . | |
| | Nov. " | | | | | | | | | | | . | |
| | Dez. " | | | | | | | | | | | . | |
| Manganerze a) in Hochöfen b) in Sinteranl. | | a | b | a | b | a | b | a | b | a | b | a | b |
| | 1954 | 153 | 33 | 0 | - | 48 | - | 51 | - | 47 | - | 753 | 72 |
| | 1955 | 245 | 32 | 0 | - | 68 | - | 33 | - | 45 | - | 992 | 67 |
| | 1956 | 387 | 59 | - | - | 86 | - | 36 | - | 32 | - | 1259 | 92 |
| | 1957 | 392 | 33 | 0 | - | 96 | - | 38 | - | 13 | - | 1260 | 73 |
| | 1958 | 292 | 23 | - | - | 97 | - | 44 | - | 25 | - | 1044 | 66 |
| | 1958 MD | 73 | 6 | - | - | 24 | - | 10 | - | 6 | - | 261 | 16 |
| | 4. Vj. 58 | 65 | 5 | - | - | 27 | - | 8 | - | 7 | - | 250 | 19 |
| | 1. " 59 | 45 | 15 | - | - | 29 | - | 10 | - | 9 | - | 231 | 23 |
| | 2. " " | 49 | 19 | - | - | 29 | - | 10 | - | 11 | - | 266 | 21 |
| | 3. " " | 56 | 31 | - | - | 22 | - | 10 | - | 15 | - | | |
| Sinter in Hochöfen | 1954 | 8 419 | 2 856 | 682 | 1 501 | 1 066 | 888 | 21 | 15 420 | | 5 981 | . | |
| | 1955 | 8 842 | 3 137 | 742 | 1 743 | 1 346 | 1 220 | - | 17 032 | | 7 841 | . | |
| | 1956 | 9 448 | 3 185 | 760 | 1 818 | 1 408 | 1 645 | 24 | 18 289 | | 7 825 | . | |
| | 1957 | 10 373 | 3 270 | 707 | 1 973 | 1 515 | 1 846 | 599 | 20 277 | | 9 391 | 35 649 | |
| | 1958 | 11 096 | 3 427 | 926 | 2 709 | 1 818 | 1 987 | 688 | 22 653 | | 9 408 | 34 644 | |
| | 1958 MD | 925 | 286 | 77 | 226 | 152 | 166 | 57 | 1 888 | | 784 | 2 887 | |
| | Jan. 59 | 920 | 296 | 121 | 291 | 147 | 187 | 72 | 2 035 | | 747 | . | |
| | Febr. " | 843 | 277 | 118 | 282 | 126 | 167 | 57 | 1 869 | | 771 | . | |
| | März " | 871 | 290 | 138 | 318 | 146 | 199 | 69 | 2 031 | a) | 971 | . | |
| | Apr. " | 900 | 306 | 139 | 294 | 143 | 194 | 66 | 2 041 | | 799 | . | |
| | Mai " | 978 | 302 | 131 | 316 | 150 | 192 | 68 | 2 135 | | 869 | . | |
| | Juni " | 1 039 | 302 | 143 | 332 | 150 | 197 | 69 | 2 232 | a) | 1 093 | . | |
| | Juli " | 1 092 | 307 | 131 | 323 | 128 | 203 | 62 | 2 249 | | 853 | . | |
| | Aug. " | 1 130 | 302 | 145 | 218 | 181 | 208 | 72 | 2 252 | | 873 | . | |
| | Sept. " | 1 138 | 290 | 146 | | | 203 | 67 | | a) | 1 205 | . | |
| | Okt. " | | | | | | | | | | 1 018 | . | |
| | Nov. " | | | | | | | | | | | . | |
| | Dez. " | | | | | | | | | | | . | |
| Schrott in Hochöfen | 1954 | 1 175 | *) 213 | 645 | 1 080 | *) 61 | *) 273 | *) 24 | 3 459 | | 880 | 3 265 | |
| | 1955 | 1 392 | 177 | 804 | 1 348 | 60 | 248 | 0 | 4 029 | | 852 | 4 243 | |
| | 1956 | 1 274 | 278 | 1 032 | 1 392 | 60 | 327 | 0 | 4 361 | | 883 | 3 939 | |
| | 1957 | 1 051 | 229 | 981 | 1 313 | 48 | 281 | 0 | 3 903 | | 970 | 3 723 | |
| | 1958 | 568 | 258 | 723 | 1 329 | 48 | 238 | 1 | 3 164 | | 1 130 | 2 482 | |
| | 1958 MD | 47 | 21 | 60 | 111 | 4 | 20 | 0 | 264 | | 94 | 206 | |
| | Jan. 59 | 51 | 2) | 58 | 122 | 2 | 14 | - | 247 | | 83 | . | |
| | Febr. " | 56 | | 40 | 108 | 4 | 11 | - | 219 | | 91 | . | |
| | März " | 62 | | 60 | 119 | 1 | 18 | - | 260 | a) | 109 | . | |
| | Apr. " | 57 | | 62 | 124 | 1 | 18 | - | 262 | | 86 | . | |
| | Mai " | 49 | | 49 | 123 | 2 | 16 | - | 239 | | 87 | . | |
| | Juni " | 54 | | 62 | 122 | 3 | 15 | - | 256 | a) | 109 | . | |
| | Juli " | 78 | | 51 | 92 | 2 | 18 | - | 241 | | 76 | . | |
| | Aug. " | 71 | | 43 | 89 | 3 | 13 | - | 219 | | 72 | . | |
| | Sept. " | 68 | | 57 | 93 | 3 | 14 | - | 235 | a) | 103 | . | |
| | Okt. " | 69 | | 59 | 100 | 2 | 19 | - | 249 | | 90 | . | |
| | Nov. " | | | | | | | | | | | . | |
| | Dez. " | | | | | | | | | | | . | |
| Koks in Hochöfen | 1954 | 11 899 | 2 439 | 4 048 | 8 776 | 1 011 | 3 059 | 578 | 31 799 | | 12 072 | 16 939 | |
| | 1955 | 15 600 | 2 912 | 4 758 | 11 192 | 1 272 | 3 396 | 664 | 39 806 | | 12 447 | 62 148 | |
| | 1956 | 16 681 | 3 014 | 4 962 | 11 826 | 1 523 | 3 561 | 649 | 42 227 | | 13 191 | 60 223 | |
| | 1957 | 17 505 | 3 184 | 4 932 | 12 298 | 1 606 | 3 727 | 586 | 43 854 | | 13 747 | 62 313 | |
| | 1958 | 15 105 | 3 091 | 4 919 | 12 230 | 1 580 | 3 601 | 769 | 41 299 | | 11 815 | 42 988 | |
| | 1958 VjD | 3 776 | 773 | 1 230 | 3 057 | 395 | 900 | 192 | 10 325 | | 2 954 | 10 747 | |
| | 3. Vj. 58 | 3 631 | 787 | 1 216 | 2 861 | 417 | 882 | 204 | 9 997 | | 2 677 | . | |
| | 4. " " | 3 483 | 746 | 1 224 | 3 104 | 390 | 890 | 206 | 10 042 | | 2 871 | . | |
| | 1. " 59 | 3 383 | 752 | 1 218 | 3 011 | 372 | 881 | 210 | 9 827 | | 2 532 | . | |
| | 2. " " | 3 822 | 789 | 1 258 | 3 118 | 364 | 922 | 214 | 10 488 | | 2 603 | . | |
| | 3. " " | | | | | | 936 | | | | 2 568 | . | |

*) Einschliesslich Elektro-Bohneröfen 2) Bis Juni in Frankreich, ab Juli in Bundesrepublik enthalten.

a) wannen

Verbrauch für die Rohstahlerzeugung

15

Maßeinheit: 1000 t

| | Jahr Vj. Monat | Montan-Union-Ländern | | | | | | | | Vergleichsländer | | | | | |
|---|----------------------|---------------------------------|------------|---------|------------|----------|-----------|-------------|--------------|------------------|--------|------|-------|------|-------|
| | | Bundesrepublik ohne Saarland | Saarland | Belgien | Frankreich | Italien | Luxemburg | Niederlande | MONTAN-UNION | Großbritannien | U S A | | | | |
| Roheisen ¹⁾ | 1954 | 10 744 | 2 394 | 4 520 | *) 7 567 | *) 1 214 | *) 2 846 | *) 290 | 29 579 | 9 928 | 46 648 | | | | |
| | 1955 | 14 210 | 2 736 | 5 264 | 9 243 | 1 604 | 3 209 | 346 | 36 611 | 10 593 | 61 298 | | | | |
| | 1956 | 15 193 | 2 901 | 5 669 | 9 782 | 1 790 | 3 426 | 384 | 39 143 | 11 370 | 59 826 | | | | |
| | 1957 | 15 751 | 3 008 | 5 506 | 10 160 | 2 098 | 3 462 | 454 | 40 435 | 12 221 | 61 960 | | | | |
| | 1958 | 14 744 | 3 035 | 5 434 | 10 446 | 1 992 | 3 338 | 703 | 39 693 | 11 021 | 46 370 | | | | |
| | 1958 Vj. | 3 686 | 759 | 1 359 | 2 611 | 498 | 834 | 176 | 9 923 | 2 755 | 11 592 | | | | |
| | 2.Vj. 58 | 3 562 | 728 | 1 322 | 2 647 | 487 | 852 | 180 | 9 757 | 3 069 | . | | | | |
| | 3. " " | 3 641 | 778 | 1 351 | 2 456 | 483 | 822 | 174 | 9 706 | 2 455 | . | | | | |
| | 4. " " | 3 522 | 754 | 1 376 | 2 645 | 512 | 842 | 193 | 9 844 | 2 676 | . | | | | |
| | 1. " 59 | 3 461 | 763 | 1 359 | 2 617 | 512 | 825 | 214 | 9 752 | 2 560 | . | | | | |
| | 2. " " | 4 090 | 790 | 1 438 | 2 777 | 531 | 882 | 215 | 10 724 | 2 740 | . | | | | |
| 3. " " | 4 518 | 798 | 1 465 | . | . | 888 | . | . | 2 693 | . | | | | | |
| Spiegeleisen und Hochofen-Ferro- Mangan ¹⁾ | 1954 | 177 | 33 | 50 | *) 180 | *) 39 | *) 26 | *) 6 | 510 | 188 | . | | | | |
| | 1955 | 216 | 41 | 60 | 202 | 51 | 31 | 5 | 606 | 193 | . | | | | |
| | 1956 | 225 | 40 | 70 | 220 | 60 | 36 | 7 | 659 | 200 | . | | | | |
| | 1957 | 241 | 45 | 76 | 240 | 64 | 35 | 8 | 711 | 209 | . | | | | |
| | 1958 | 223 | 44 | 76 | 229 | 57 | 33 | 8 | 669 | . | . | | | | |
| | 1958 Vj. | 55 | 11 | 19 | 57 | 14 | 8 | 2 | 167 | . | . | | | | |
| | 2.Vj. 58 | 56 | 11 | 18 | 56 | 16 | 7 | 2 | 166 | . | . | | | | |
| | 3. " " | 54 | 12 | 19 | 50 | 13 | 8 | 2 | 157 | . | . | | | | |
| | 4. " " | 51 | 10 | 18 | 60 | 13 | 8 | 2 | 161 | . | . | | | | |
| | 1. " 59 | 54 | 11 | 16 | 56 | 10 | 8 | 2 | 158 | . | . | | | | |
| | 2. " " | 61 | 12 | 17 | 55 | 12 | 9 | 2 | 168 | . | . | | | | |
| 3. " " | 65 | 10 | 17 | . | . | 9 | . | . | . | . | | | | | |
| Schrott insgesamt ¹⁾ | 1955 | 8 745 | In | 1 271 | 5 092 | 4 190 | 345 | 722 | 20 365 | 11 263 | 52 582 | | | | |
| | 1956 | 9 763 | Frankr. | 1 415 | 5 527 | 4 537 | 390 | 756 | 22 388 | 11 394 | 52 385 | | | | |
| | 1957 | 10 614 | enth. | 1 383 | 5 808 | 5 233 | 406 | 830 | 24 274 | 11 645 | 47 894 | | | | |
| | 1958 | 9 734 | . | 1 164 | 6 071 | 4 839 | 396 | 879 | 23 084 | 10 537 | 36 589 | | | | |
| | 1958 MD | 811 | . | 97 | 506 | 403 | 33 | 73 | 1 924 | 871 | 3 049 | | | | |
| | Jan. 59 | 799 | . | 90 | 504 | 386 | 41 | 76 | 1 896 | 769 | . | | | | |
| | Febr. " | 749 | . | 89 | 478 | 360 | 37 | 69 | 1 782 | 771 | . | | | | |
| | Märs " | 790 | . | 95 | 534 | 395 | 41 | 73 | 1 928 | a) 993 | . | | | | |
| | Apr. " | 950 | . | 113 | 544 | 416 | 47 | 75 | 2 145 | 859 | . | | | | |
| | Mai " | 873 | . | 99 | 499 | 415 | 41 | 71 | 1 998 | 856 | . | | | | |
| | Juni " | 963 | . | 116 | 545 | 420 | 45 | 73 | 2 162 | a) 1 085 | . | | | | |
| | Juli " | 1 061 | In Bundes- | 90 | 435 | 395 | 46 | 72 | 2 099 | 688 | . | | | | |
| | Aug. " | 1 038 | republik | 95 | 318 | 387 | 43 | 73 | 1 953 | 698 | . | | | | |
| | Sept. " | 1 054 | enth. | 115 | 445 | 483 | 44 | 71 | 2 212 | a) 1 172 | . | | | | |
| Okt. " | 1 121 | . | 124 | 509 | 520 | 49 | 83 | 2 406 | 955 | . | | | | | |
| Nov. " | . | . | . | . | . | . | . | . | . | . | | | | | |
| Dez. " | . | . | . | . | . | . | . | . | . | . | | | | | |
| Schrott für a) Thomasstahl b) SM-Stahl | 1955 | a 524 b 7473 | In | 447 614 | 398 3936 | 2 2195 | 322 | - | 581 | 1693 | 14799 | 37 | 9934 | - | 45426 |
| | 1956 | 488 8294 | Frankr. | 467 680 | 416 4280 | - 2316 | 366 | - | 610 | 1737 | 16150 | 37 | 9974 | - | 44533 |
| | 1957 | 492 8938 | enth. | 460 601 | 499 4396 | - 2664 | 382 | - | 642 | 1833 | 17241 | 31 | 10214 | - | 40758 |
| | 1958 | 465 7910 | . | 460 534 | 578 4430 | - 2389 | 382 | - | 619 | 1885 | 15882 | 45 | 9202 | - | 30421 |
| | 1958 MD | 39 659 | . | 38 44 | 48 369 | - 199 | 32 | - | 52 | 157 | 1324 | 4 | 767 | - | 2535 |
| | Jan. 59 | 42 623 | . | 38 41 | 54 360 | - 184 | 40 | - | 51 | 174 | 1259 | 5 | 662 | - | . |
| | Febr. " | 40 581 | . | 38 43 | 52 342 | - 164 | 36 | - | 45 | 166 | 1175 | 1 | 666 | - | . |
| | Märs " | 39 622 | . | 38 46 | 54 390 | - 193 | 40 | - | 45 | 171 | 1296 | a) 5 | 862 | - | . |
| | Apr. " | 48 763 | . | 47 51 | 56 393 | - 198 | 46 | - | 50 | 197 | 1455 | 4 | 739 | - | . |
| | Mai " | 46 697 | . | 40 44 | 48 367 | - 202 | 40 | - | 48 | 174 | 1358 | a) 4 | 741 | - | . |
| | Juni " | 50 772 | . | 47 52 | 50 398 | - 196 | 44 | - | 47 | 191 | 1465 | a) 5 | 931 | - | . |
| | Juli " | 55 859 | In Bundes- | 41 36 | 42 309 | - 172 | 44 | - | 72 | 182 | 1448 | 3 | 594 | - | . |
| | Aug. " | 54 838 | republik | 40 40 | 36 240 | - 185 | 41 | - | 73 | 171 | 1376 | 2 | 608 | - | . |
| | Sept. " | 65 842 | enth. | 47 50 | 49 304 | - 232 | 43 | - | 42 | 204 | 1470 | a) 2 | 1001 | - | . |
| | Okt. " | 66 908 | . | 52 54 | 55 357 | - 243 | 48 | - | 51 | 221 | 1613 | 2 | 813 | - | . |
| | Nov. " | . | . | . | . | . | . | . | . | . | . | . | . | . | . |
| | Dez. " | . | . | . | . | . | . | . | . | . | . | . | . | . | . |
| Schrott für a) Elektro Stahl b) Sonst. Stahl | 1955 | 748 - | In | 141 69 | 745 13 | 1986 | 7 | 23 | 141 - | 3784 | 89 | 1123 | 164 | 6978 | 178 |
| | 1956 | 981 - | Frankr. | 230 68 | 829 2 | 2216 | 5 | 24 | 146 - | 4426 | 75 | 1225 | 153 | 7683 | 169 |
| | 1957 | 1148 36 | enth. | 316 6 | 899 14 | 2564 | 5 | 24 | 188 - | 5139 | 61 | 1242 | 154 | 7023 | 113 |
| | 1958 | 1303 56 | . | 170 - | 1048 15 | 2448 | 2 | 15 | 175 85 | 5159 | 159 | 1156 | 134 | 6074 | 94 |
| | 1958 MD | 109 5 | . | 14 - | 87 1 | 204 | 0 | 1 | 15 7 | 430 | 13 | 96 | 11 | 506 | 8 |
| | Jan. 59 | 125 9 | . | 11 - | 89 1 | 202 | - | 1 | 17 8 | 445 | 18 | 93 | 9 | . | . |
| | Febr. " | 119 9 | . | 8 - | 83 1 | 196 | - | 1 | 16 8 | 423 | 18 | 95 | 9 | . | . |
| | Märs " | 120 9 | . | 11 - | 89 1 | 202 | - | 1 | 17 11 | 440 | 21 | 116 | 10 | . | . |
| | Apr. " | 129 10 | . | 15 - | 94 1 | 218 | - | 1 | 17 8 | 474 | 19 | 107 | 9 | . | . |
| | Mai " | 122 8 | . | 15 - | 83 1 | 213 | - | 1 | 15 8 | 449 | 17 | 103 | 9 | . | . |
| | Juni " | 138 8 | . | 17 - | 95 2 | 224 | - | 1 | 17 9 | 487 | 19 | 138 | 12 | . | . |
| | Juli " | 138 9 | In Bundes- | 13 - | 83 1 | 224 | - | 1 | - | 459 | 10 | 84 | 7 | . | . |
| | Aug. " | 138 8 | republik | 14 - | 42 - | 202 | - | 1 | - | 398 | 8 | 80 | 8 | . | . |
| | Sept. " | 138 9 | enth. | 18 - | 92 - | 251 | - | 1 | 18 11 | 518 | 20 | 154 | 13 | . | . |
| | Okt. " | 136 11 | . | 18 - | 96 1 | 277 | - | 1 | 19 13 | 547 | 25 | 130 | 10 | . | . |
| | Nov. " | . | . | . | . | . | . | . | . | . | . | . | . | . | . |
| | Dez. " | . | . | . | . | . | . | . | . | . | . | . | . | . | . |
| Verbrauch der unabh. Stahlgie- sereien | 1955 | 36 262 | . | 7 86 | 11 180 | 0 18 | - | 0 | 7 55 | 533 | . | . | . | . | . |
| | 1956 | 48 291 | . | 11 94 | 17 185 | 0 17 | - | 0 | 8 77 | 594 | . | . | . | . | . |
| | 1957 | 42 286 | 2 16 | 11 100 | 21 202 | 0 14 | - | 0 | 9 74 | 625 | . | . | . | . | . |
| | 1958 | 34 274 | 2 13 | 8 76 | 24 263 | 0 15 | - | 0 | 8 68 | 648 | . | . | . | . | . |
| | 1958 Vj. | 8 69 | 0 3 | 2 19 | 6 66 | 0 4 | - | 0 | 2 6 | 162 | . | . | . | . | . |
| | 2.Vj. 58 | 7 65 | 0 3 | 2 21 | 6 70 | 0 4 | - | 0 | 2 16 | 165 | . | . | . | . | . |
| | 3. " " | 8 70 | 0 3 | 1 16 | 5 54 | 0 4 | - | 0 | 2 15 | 150 | . | . | . | . | . |
| | 4. " " | 8 67 | 0 3 | 1 14 | 6 67 | 0 4 | - | 0 | 2 15 | 156 | . | . | . | . | . |
| | 1.Vj. 59 | 6 66 | 0 4 | 1 13 | 5 59 | 0 7 | - | 0 | 2 14 | 153 | . | . | . | . | . |
| | 2. " " | 5 69 | 0 5 | 1 15 | 4 58 | 0 6 | - | 0 | 2 10 | 155 | . | . | . | . | . |
| a) Roheisen ²⁾ b) Schrott | 3. " " | 6 75 | 0 6 | 1 13 | . | . | - | 0 | 2 10 | 155 | . | . | . | . | . |
| | 1955 | 36 262 | . | 7 86 | 11 180 | 0 18 | - | 0 | 7 55 | 533 | . | . | . | . | . |
| | 1956 | 48 291 | . | 11 94 | 17 185 | 0 17 | - | 0 | 8 77 | 594 | . | . | . | . | . |
| | 1957 | 42 286 | 2 16 | 11 100 | 21 202 | 0 14 | - | 0 | 9 74 | 625 | . | . | . | . | . |
| | 1958 | 34 274 | 2 13 | 8 76 | 24 263 | 0 15 | - | 0 | 8 68 | 648 | . | . | . | . | . |
| | 1958 Vj. | 8 69 | 0 3 | 2 19 | 6 66 | 0 4 | - | 0 | 2 6 | 162 | . | . | . | . | . |
| | 2.Vj. 58 | 7 65 | 0 3 | 2 21 | 6 70 | 0 4 | - | 0 | 2 16 | 165 | . | . | . | . | . |
| | 3. " " | 8 70 | 0 3 | 1 16 | 5 54 | 0 4 | - | 0 | 2 15 | 150 | . | . | . | . | . |

Verbrauch

jet Roheisenerzeugung

jet Rohstahlerzeugung

Maßeinheit: kg

| | Montan-Union-Länder | | | | | | | | Vergleichsländer | | Montan-Union-Länder | | | | | | | | Vergleichsländer | | |
|---------------|-------------------------------|----------|---------|------------|---------|---------|----------|------------------|------------------|-------|-----------------------------------|----------|---------|------------|---------|---------|----------|------------------|------------------|-------|--|
| | Bundesrep ohne Saarland | Saarland | Belgien | Frankreich | Italien | Luxemb. | Niederl. | MONTAN- UNION | Großbrit. | U S A | Bundesrep ohne Saarland | Saarland | Belgien | Frankreich | Italien | Luxemb. | Niederl. | MONTAN- UNION | Großbrit. | U S A | |
| Eisenerze 1) | | | | | | | | | | | Roheisen | | | | | | | | | | |
| 1956 | 1567 | 2532 | 2044 | 2872 | 1385 | 3341 | 1855 | 2168 | 2208 | 1641 | 655 | 860 | 889 | 728 | 303 | 991 | 366 | 689 | 542 | 572 | |
| 1957 | 1612 | 2602 | 2067 | 2898 | 1472 | 3477 | 1610 | 2207 | 2181 | 1636 | 643 | 868 | 879 | 721 | 309 | 991 | 383 | 676 | 554 | 606 | |
| 1958 | 1615 | 2525 | 2148 | 2896 | 1357 | 3407 | 1601 | 2221 | 2087 | 1626 | 627 | 871 | 905 | 714 | 318 | 988 | 489 | 684 | 554 | 600 | |
| 1959 | | | | | | | | | | | | | | | | | | | | | |
| Jan. 59 | 1619 | 2431 | 2200 | 2912 | 1456 | 3527 | 1523 | 2250 | 2131 | . | 640 | 867 | 921 | 718 | 337 | 966 | 539 | 688 | 542 | . | |
| Febr. " | 1606 | 2520 | 2214 | 2881 | 1520 | 3516 | 1568 | 2253 | 2123 | . | | | | | | | | | | | |
| März " | 1598 | 2466 | 2172 | 2877 | 1462 | 3352 | 1527 | 2229 | 2157 | . | 641 | 864 | 903 | 724 | 325 | 965 | 544 | 684 | 536 | . | |
| April " | 1641 | 2595 | 2176 | 2902 | 1411 | 3320 | 1607 | 2237 | 2088 | . | | | | | | | | | | | |
| Mai " | 1625 | 2599 | 2210 | 2866 | 1319 | 3406 | 1602 | 2223 | 2137 | . | 652 | 866 | 920 | | | 965 | | | 557 | . | |
| Juni " | 1617 | 2648 | 2143 | 2923 | 1287 | 3458 | 1518 | 2220 | 2045 | . | | | | | | | | | | | |
| Juli " | 1595 | 2577 | 2186 | 2969 | 1376 | 3435 | 1636 | 2218 | 2131 | . | | | | | | | | | | | |
| Aug. " | 1615 | 2461 | 2245 | 3006 | 1344 | 3430 | 1578 | 2190 | 2100 | . | | | | | | | | | | | |
| Sept. " | 1601 | 2487 | 2183 | | | 3416 | 1617 | | 2062 | . | | | | | | | | | | | |
| Okt. " | | | | | | | | | 2035 | . | | | | | | | | | | | |
| Nov. " | | | | | | | | | | | | | | | | | | | | | |
| Dez. " | | | | | | | | | | | | | | | | | | | | | |
| Manganerze 1) | | | | | | | | | | | Schrott für Rohstahl insgesamt | | | | | | | | | | |
| 1956 | 25 | - | 15 | 55 | 64 | 11 | 48 | 31 | 30 | | 426 | In | 223 | 334 | 770 | 113 | 724 | 398 | 543 | 501 | |
| 1957 | 23 | - | 17 | 52 | 66 | 11 | 19 | 30 | 23 | | 438 | Frankr. | 221 | 335 | 774 | 115 | 703 | 410 | 528 | 468 | |
| 1958 | 19 | - | 18 | 46 | 38 | 13 | 27 | 24 | 27 | | 437 | enth. | 196 | 340 | 775 | 117 | 690 | 404 | 530 | 473 | |
| 1959 | | | | | | | | | | | | | | | | | | | | | |
| Jan. 59 | | | | | | | | | | | 438 | | 179 | 336 | 758 | 139 | 563 | 398 | 528 | . | |
| Febr. " | 12 | - | 21 | 45 | 23 | 14 | 35 | 23 | . | . | 437 | | 193 | 338 | 769 | 139 | 548 | 401 | 544 | . | |
| März " | | | | | | | | | | | 439 | | 190 | 345 | 733 | 139 | 545 | 400 | 539 | . | |
| April " | 15 | - | 20 | 44 | 56 | 12 | 42 | 25 | . | . | 447 | | 210 | 339 | 762 | 151 | 547 | 408 | 546 | . | |
| Mai " | | | | | | | | | | | 440 | | 206 | 337 | 763 | 139 | 550 | 407 | 548 | . | |
| Juni " | 18 | - | 15 | | | 12 | 51 | | | | 431 | | 206 | 334 | 779 | 146 | 557 | 401 | 550 | . | |
| Juli " | | | | | | | | | | | 406 | 2) | 175 | 357 | 781 | 144 | 550 | 396 | 528 | . | |
| Aug. " | | | | | | | | | | | 404 | | 190 | 318 | 734 | 146 | 529 | 389 | 509 | . | |
| Sept. " | | | | | | | | | | | 407 | | 203 | 350 | 783 | 143 | 511 | 403 | 541 | . | |
| Okt. " | | | | | | | | | | | 405 | | 202 | 364 | 788 | 148 | 516 | 405 | 532 | . | |
| Nov. " | | | | | | | | | | | | | | | | | | | | | |
| Dez. " | | | | | | | | | | | | | | | | | | | | | |
| Sinter | | | | | | | | | | | Schrott für Thomas stahl | | | | | | | | | | |
| 1956 | 537 | 1055 | 134 | 159 | 728 | 546 | 36 | 419 | 585 | 398 | 50 | In | 88 | 39 | - | 109 | - | 59 | 34 | - | |
| 1957 | 565 | 1046 | 126 | 166 | 708 | 575 | 853 | 450 | 647 | 474 | 48 | Frankr. | 89 | 45 | - | 112 | - | 61 | 29 | - | |
| 1958 | 666 | 1112 | 168 | 227 | 863 | 607 | 754 | 521 | 714 | 661 | 51 | enth. | 90 | 51 | - | 116 | - | 64 | 46 | - | |
| 1959 | | | | | | | | | | | | | | | | | | | | | |
| Jan. 59 | 689 | 1130 | 254 | 291 | 860 | 675 | 837 | 564 | 804 | . | 56 | | 86 | 56 | - | 139 | - | 70 | 56 | - | |
| Febr. " | 684 | 1108 | 271 | 302 | 863 | 663 | 704 | 561 | 856 | . | 56 | | 95 | 57 | - | 139 | - | 72 | 12 | - | |
| März " | 654 | 1082 | 283 | 303 | 854 | 708 | 758 | 552 | 864 | . | 52 | | 88 | 55 | - | 140 | - | 68 | 47 | - | |
| Apr. " | 628 | 1097 | 284 | 281 | 851 | 683 | 742 | 539 | 850 | . | 55 | | 102 | 54 | - | 152 | - | 73 | 44 | - | |
| Mai " | 671 | 1131 | 275 | 306 | 824 | 683 | 773 | 564 | 889 | . | 56 | | 97 | 51 | - | 139 | - | 69 | 44 | - | |
| Juni " | 667 | 1106 | 283 | 316 | 829 | 694 | 812 | 567 | 915 | . | 53 | | 97 | 48 | - | 145 | - | 68 | 43 | - | |
| Juli " | 680 | 1100 | 271 | 322 | 753 | 690 | 705 | 573 | 947 | . | 45 | 2) | 90 | 56 | - | 141 | - | 66 | 35 | - | |
| Aug. " | 694 | 1131 | 309 | 243 | 866 | 751 | 706 | 585 | 979 | . | 45 | | 93 | 54 | - | 142 | - | 65 | 24 | - | |
| Sept. " | 688 | 1103 | 285 | | | 722 | 626 | | 944 | . | 53 | | 97 | 61 | - | 144 | - | 72 | 16 | - | |
| Okt. " | | | | | | | | | 929 | . | 51 | | 98 | 64 | - | 149 | - | 73 | 19 | - | |
| Nov. " | | | | | | | | | | | | | | | | | | | | | |
| Dez. " | | | | | | | | | | | | | | | | | | | | | |
| Schrott | | | | | | | | | | | Schrott für Siemens-Martin- Stahl | | | | | | | | | | |
| 1956 | 73 | 92 | 179 | 122 | 31 | 98 | - | 100 | 66 | 57 | 687 | In | 924 | 856 | 687 | - | 672 | 732 | 546 | 477 | |
| 1957 | 57 | 73 | 175 | 110 | 22 | 83 | - | 87 | 67 | 51 | 699 | Frankr. | 920 | 844 | 684 | - | 640 | 732 | 528 | 442 | |
| 1958 | 34 | 84 | 131 | 111 | 23 | 73 | 1 | 73 | 86 | 47 | 681 | enth. | 926 | 839 | 665 | - | 626 | 720 | 528 | 442 | |
| 1959 | | | | | | | | | | | | | | | | | | | | | |
| Jan. 59 | 38 | In | 123 | 122 | 12 | 51 | - | 69 | 89 | . | 689 | | 932 | 841 | 650 | - | 567 | 720 | 529 | . | |
| Febr. " | 45 | Frankr. | 93 | 115 | 27 | 44 | - | 66 | 101 | . | 690 | | 935 | 847 | 651 | - | 563 | 724 | 546 | . | |
| März " | 47 | enth. | 123 | 90 | 6 | 64 | - | 71 | 103 | . | 703 | | 939 | 857 | 625 | - | 577 | 730 | 539 | . | |
| April " | 40 | | 128 | 95 | 6 | 63 | - | 69 | 91 | . | 714 | | 927 | 854 | 647 | - | 549 | 734 | 545 | . | |
| Mai " | 34 | | 104 | 96 | 11 | 57 | - | 64 | 89 | . | 706 | | 936 | 844 | 660 | - | 585 | 731 | 550 | . | |
| Juni " | 35 | | 124 | 92 | 16 | 52 | - | 65 | 91 | . | 708 | | 945 | 847 | 671 | - | 603 | 735 | 548 | . | |
| Juli " | 41 | 2) | 106 | 93 | 12 | 60 | - | 62 | 84 | . | 711 | 2) | 947 | 828 | 664 | - | 550 | 720 | 534 | . | |
| Aug. " | 37 | | 92 | 100 | 14 | 46 | - | 57 | 81 | . | 713 | | 889 | 828 | 621 | - | 529 | 707 | 513 | . | |
| Sept. " | 35 | | 112 | 90 | 16 | 49 | - | 58 | 81 | . | 711 | | 926 | 837 | 665 | - | 525 | 724 | 540 | . | |
| Okt. " | 33 | | 107 | 91 | 12 | 63 | - | 58 | 82 | . | 716 | | 931 | 836 | 662 | - | 531 | 728 | 531 | . | |
| Nov. " | | | | | | | | | | | | | | | | | | | | | |
| Dez. " | | | | | | | | | | | | | | | | | | | | | |
| Koks | | | | | | | | | | | Schrott für Elektro Stahl | | | | | | | | | | |
| 1956 | 938 | 996 | 877 | 1035 | 894 | 1088 | 982 | 976 | 986 | 874 | 968 | In | 784 | 845 | 1016 | 265 | 1075 | 944 | 1020 | 944 | |
| 1957 | 941 | 1015 | 889 | 1033 | 843 | 1120 | 835 | 979 | 947 | 866 | 965 | Frankr. | 853 | 847 | 1033 | 280 | 1061 | 959 | 1010 | 902 | |
| 1958 | 907 | 1003 | 890 | 1023 | 842 | 1100 | 842 | 956 | 889 | 820 | 952 | enth. | 772 | 870 | 1061 | 195 | 1080 | 966 | 1011 | 839 | |
| 1959 | | | | | | | | | | | | | | | | | | | | | |
| Jan. 59 | | | | | | | | | | | 969 | | 647 | 864 | 1063 | 143 | 1063 | 963 | 1022 | . | |
| Febr. " | 868 | 964 | 871 | 1009 | 765 | 1088 | 814 | 926 | 857 | . | 967 | | 615 | 865 | 1059 | 143 | 1067 | 964 | 1022 | . | |
| März " | | | | | | | | | | | 968 | | 647 | 856 | 1041 | 125 | 1063 | 950 | 1018 | . | |
| April " | 859 | 963 | 855 | 1059 | 804 | 1086 | 817 | 919 | 836 | . | 956 | | 714 | 847 | 1053 | 125 | 1063 | 952 | 1009 | . | |
| Mai " | | | | | | | | | | | 961 | | 750 | 856 | 1044 | 143 | 1071 | 957 | 990 | . | |
| Juni " | | | | | | | | | | | 858 | | 630 | 826 | 1047 | 167 | 1133 | 937 | 1000 | . | |
| Juli " | | | | | | | | | | | 965 | 2) | 722 | 874 | 1042 | 167 | - | 962 | 1000 | . | |
| Aug. " | 833 | 923 | 867 | | | 1099 | | | 837 | . | 958 | | 609 | 857 | 1047 | 200 | - | 961 | 1000 | . | |
| Sept. " | | | | | | | | | | | 958 | | 692 | 860 | 1068 | 111 | 1059 | 963 | 1000 | . | |
| Okt. " | | | | | | | | | | | 938 | | 667 | 842 | 1065 | 111 | 1056 | 955 | 1000 | . | |
| Nov. " | | | | | | | | | | | | | | | | | | | | | |
| Dez. " | | | | | | | | | | | | | | | | | | | | | |

Außenhandel

17

Maßeinheit: 1000 t

| Jahr Monat | Bundesrep ohne Saarland | Saarland | Frankreich | Belgien | Luxemburg | Italien | Niederlande | MONTAN- UNION | Bundesrep ohne Saarland | Saarland | Frankreich | Belgien | Luxemburg | Italien | Niederlande | MONTAN- UNION |
|---------------|-------------------------------|----------|------------|---------|-----------|---------|-------------|------------------|-------------------------------|----------|------------|---------|-----------|---------|-------------|------------------|
| | 2) | | | | | | | | 2) | | | | | | | |

Steinkohle, Koks und Briketts

| Einfuhr | | | | | | | | | davon aus MONTAN-UNION-LÄNDERN | | | | | | | |
|-------------------|--------|-------|--------|-------|-------|--------|-------|--------|--------------------------------|-------|--------|-------|-------|-------|-------|--------|
| I N S G E S A M T | | | | | | | | | MONTAN-UNION-LÄNDERN | | | | | | | |
| 1952 | 12 840 | 1 188 | 18 540 | 1 680 | 3 840 | 9 156 | 5 832 | 54 192 | 4 284 | 1 188 | 13 164 | 504 | 3 684 | 3 720 | 3 132 | 29 772 |
| 1953 | 10 428 | 1 044 | 15 012 | 2 280 | 3 528 | 8 976 | 6 036 | 50 160 | 4 632 | 1 044 | 13 392 | 1 152 | 3 780 | 4 752 | 4 236 | 32 724 |
| 1954 | 9 408 | 1 008 | 15 912 | 3 924 | 3 552 | 9 540 | 7 812 | 54 480 | 4 764 | 1 008 | 13 692 | 3 060 | 3 516 | 4 680 | 5 700 | 36 444 |
| 1955 | 17 460 | 1 272 | 16 692 | 3 924 | 3 984 | 10 548 | 8 784 | 62 676 | 6 984 | 1 272 | 13 800 | 2 460 | 3 984 | 3 672 | 6 156 | 38 328 |
| 1956 | 20 568 | 1 188 | 22 824 | 5 100 | 4 152 | 11 184 | 9 948 | 74 964 | 5 436 | 1 188 | 14 016 | 2 244 | 4 116 | 3 540 | 4 680 | 35 220 |
| 1957 | 23 052 | 1 404 | 25 032 | 5 508 | 4 332 | 12 192 | 9 768 | 81 288 | 4 608 | 1 320 | 15 264 | 2 628 | 4 308 | 3 276 | 4 224 | 35 628 |
| 1958 | 17 472 | 1 298 | 19 907 | 5 643 | 3 988 | 9 413 | 7 413 | 65 134 | 3 383 | 1 288 | 14 918 | 3 281 | 3 988 | 1 658 | 3 416 | 31 932 |
| Jan.-Okt. 58 | 14 858 | 1 089 | 16 920 | 4 586 | 3 347 | 7 902 | 6 152 | 54 854 | 2 808 | 1 079 | 12 531 | 2 608 | 3 347 | 1 375 | 2 774 | 26 522 |
| November " | 1 309 | 102 | 1 466 | 527 | 319 | 712 | 711 | 5 146 | 303 | 102 | 1 169 | 326 | 319 | 104 | 337 | 2 660 |
| Dezember " | 1 300 | 105 | 1 562 | 529 | 324 | 839 | 668 | 5 327 | 272 | 105 | 1 254 | 345 | 324 | 212 | 340 | 2 852 |
| Januar 59 | 1 348 | 97 | 1 391 | 593 | 332 | 739 | 670 | 5 170 | 315 | 97 | 1 207 | 366 | 332 | 164 | 355 | 2 836 |
| Februar " | 1 480 | 98 | 1 238 | 525 | 298 | 692 | 650 | 4 981 | 300 | 98 | 1 061 | 371 | 298 | 164 | 353 | 2 645 |
| März " | 1 023 | 103 | 1 470 | 563 | 330 | 786 | 782 | 5 057 | 295 | 103 | 1 306 | 373 | 330 | 168 | 389 | 2 964 |
| April " | 917 | 92 | 1 408 | 457 | 347 | 694 | 606 | 4 521 | 280 | 92 | 1 212 | 307 | 347 | 119 | 322 | 2 679 |
| Mai " | 780 | 97 | 1 338 | 437 | 341 | 714 | 572 | 4 279 | 318 | 97 | 1 135 | 302 | 341 | 132 | 285 | 2 610 |
| Juni " | 851 | 103 | 1 447 | 426 | 356 | 625 | 550 | 4 358 | 366 | 103 | 1 186 | 279 | 356 | 159 | 291 | 2 740 |
| Juli " | 717 | | 1 237 | 357 | 363 | 664 | 531 | 3 869 | 284 | | 1 103 | 279 | 363 | 186 | 286 | 2 501 |
| August " | 608 | | 1 233 | 337 | 334 | 720 | 531 | 3 763 | 133 | | 1 090 | 282 | 334 | 219 | 280 | 2 338 |
| September " | 622 | | 1 291 | 388 | 343 | 721 | 498 | 3 863 | 137 | | 1 074 | 290 | 343 | 232 | 232 | 2 345 |
| Oktober " | | | | | | | | | | | | | | | | |
| November " | | | | | | | | | | | | | | | | |

| Ausfuhr | | | | | | | | | davon nach MONTAN-UNION-LÄNDERN | | | | | | | |
|-------------------|--------|--------|-------|-------|---|-----|-------|--------|---------------------------------|-------|-------|-------|---|-----|-------|--------|
| I N S G E S A M T | | | | | | | | | MONTAN-UNION-LÄNDERN | | | | | | | |
| 1952 | 24 828 | 8 856 | 1 680 | 3 804 | - | 144 | 1 428 | 40 740 | 16 560 | 8 292 | 1 068 | 3 120 | - | 96 | 780 | 29 916 |
| 1953 | 24 816 | 9 660 | 2 532 | 5 292 | - | 84 | 1 620 | 44 004 | 17 460 | 8 556 | 1 536 | 4 236 | - | 36 | 996 | 32 820 |
| 1954 | 28 236 | 9 852 | 2 988 | 6 900 | - | 48 | 2 664 | 50 688 | 19 488 | 8 520 | 1 584 | 5 172 | - | - | 1 920 | 36 684 |
| 1955 | 26 112 | 10 440 | 6 120 | 8 304 | - | 72 | 2 952 | 54 000 | 18 696 | 8 664 | 4 724 | 5 952 | - | 60 | 2 064 | 38 016 |
| 1956 | 25 440 | 9 096 | 2 340 | 6 024 | - | 48 | 3 036 | 45 984 | 18 756 | 8 292 | 1 116 | 4 548 | - | 48 | 2 028 | 34 788 |
| 1957 | 25 284 | 8 340 | 2 220 | 5 568 | - | 132 | 3 156 | 44 700 | 19 320 | 7 776 | 1 272 | 4 500 | - | 132 | 2 352 | 35 352 |
| 1958 | 22 686 | 7 749 | 1 996 | 3 849 | - | 42 | 3 212 | 39 534 | 18 419 | 7 455 | 1 010 | 2 619 | - | 31 | 2 488 | 32 022 |
| Jan.-Okt. 58 | 18 779 | 6 515 | 1 614 | 3 150 | - | 8 | 2 569 | 32 635 | 15 157 | 6 230 | 822 | 2 144 | - | - | 1 989 | 26 342 |
| November " | 1 938 | 644 | 158 | 315 | - | 1 | 293 | 3 349 | 1 584 | 615 | 92 | 223 | - | - | 242 | 2 756 |
| Dezember " | 1 970 | 589 | 138 | 356 | - | 2 | 334 | 3 389 | 1 650 | 557 | 79 | 252 | - | - | 242 | 2 780 |
| Januar 59 | 2 094 | 658 | 147 | 181 | - | 4 | 331 | 3 415 | 1 774 | 636 | 79 | 102 | - | - | 254 | 2 845 |
| Februar " | 1 847 | 595 | 150 | 174 | - | 7 | 278 | 3 051 | 1 605 | 573 | 72 | 109 | - | - | 248 | 2 607 |
| März " | 1 793 | 632 | 121 | 149 | - | 7 | 248 | 2 949 | 1 557 | 607 | 55 | 124 | - | - | 218 | 2 561 |
| April " | 1 906 | 659 | 88 | 244 | - | 1 | 295 | 3 193 | 1 581 | 644 | 57 | 199 | - | - | 249 | 2 730 |
| Mai " | 1 966 | 564 | 89 | 278 | - | 1 | 352 | 3 250 | 1 559 | 548 | 56 | 218 | - | - | 288 | 2 669 |
| Juni " | 2 010 | 608 | 124 | 278 | - | 2 | 366 | 3 388 | 1 555 | 591 | 81 | 221 | - | - | 309 | 2 757 |
| Juli " | 2 223 | | 116 | 335 | - | 1 | 398 | 3 073 | 1 763 | | 78 | 220 | - | - | 312 | 2 773 |
| August " | 2 215 | | 147 | 234 | - | 1 | 350 | 2 947 | 1 733 | | 87 | 180 | - | - | 281 | 2 671 |
| Septemb. " | 2 253 | | 164 | 242 | - | 3 | 362 | 3 024 | 1 803 | | 113 | 190 | - | - | 317 | 2 423 |
| Oktober " | | | | | - | | | | | | | | - | - | | |
| November " | | | | | - | | | | | | | | - | - | | |

Eisenerze

| Einfuhr | | | | | | | | | davon aus MONTAN-UNION-LÄNDERN | | | | | | | |
|-------------------|--------|-------------------------------|-------|--------|-----------------------------|-------|-------|--------|--------------------------------|-------------------------------|-----|--------|----------------------------|---|-----|--------|
| I N S G E S A M T | | | | | | | | | MONTAN-UNION-LÄNDERN | | | | | | | |
| 1954 | 8 744 | | 310 | 12 698 | | 677 | 1 120 | 23 546 | 346 | | 80 | 10 366 | | 1 | 166 | 10 956 |
| 1955 | 14 314 | In Frankreich enthalten | 547 | 14 968 | Inn Belgien enthalten | 887 | 1 058 | 31 774 | 790 | In Frankreich enthalten | 61 | 12 253 | In Belgien enthalten | 2 | 130 | 13 236 |
| 1956 | 17 795 | | 644 | 15 656 | | 1 368 | 1 374 | 36 839 | 1 206 | | 10 | 12 590 | | 4 | 102 | 13 999 |
| 1957 | 19 177 | | 1 047 | 16 016 | | 1 785 | 1 245 | 39 216 | 1 512 | | 139 | 12 705 | | 2 | 68 | 14 425 |
| 1958 | 16 914 | | 1 002 | 16 812 | | 2 292 | 1 776 | 38 796 | 1 199 | | 136 | 13 629 | | 2 | 72 | 15 038 |
| Jan.-Juni 58 | 8 314 | | 526 | 8 089 | | 1 301 | 1 025 | 19 254 | 641 | | 69 | 6 695 | | 1 | 50 | 7 456 |
| Juli-Sept. " | 4 351 | | 223 | 4 351 | | 591 | 513 | 9 829 | 250 | | 31 | 3 408 | | 1 | 7 | 3 702 |
| Okt.-Dez. " | 4 249 | | 253 | 4 372 | | 400 | 438 | 9 702 | 308 | | 36 | 3 526 | | 0 | 15 | 3 887 |
| Jan.-März 59 | 3 186 | | 219 | 4 177 | | 270 | 346 | 8 196 | 346 | | 32 | 3 559 | | 0 | 4 | 3 941 |
| Apr.-Juni " | 3 816 | | 218 | 4 359 | | 630 | 556 | 9 584 | 301 | | 31 | 3 578 | | 1 | 0 | 3 911 |
| Juli-Sept. " | 6 608 | | | | | | | | 2 135 | | | | | | | |

| Ausfuhr | | | | | | | | | davon nach MONTAN-UNION-LÄNDERN | | | | | | | |
|-------------------|-----|-------------------------------|--------|-----|----------------------------|----|---|--------|---------------------------------|-------------------------------|--------|-----|----------------------------|----|---|--------|
| I N S G E S A M T | | | | | | | | | MONTAN-UNION-LÄNDERN | | | | | | | |
| 1954 | 256 | | 11 124 | 132 | | 0 | 0 | 11 512 | 54 | | 10 648 | 127 | | 0 | 0 | 10 829 |
| 1955 | 310 | In Frankreich enthalten | 13 686 | 424 | In Belgien enthalten | 48 | 0 | 14 467 | 30 | In Frankreich enthalten | 13 033 | 424 | In Belgien enthalten | 36 | 0 | 13 522 |
| 1956 | 337 | | 13 940 | 618 | | 42 | 4 | 14 940 | 47 | | 13 328 | 618 | | 42 | 4 | 14 038 |
| 1957 | 371 | | 14 310 | 512 | | 70 | 7 | 15 270 | 77 | | 13 682 | 512 | | 36 | 7 | 14 314 |
| 1958 | 331 | | 15 282 | 111 | | 13 | 0 | 15 738 | 40 | | 14 778 | 111 | | 4 | 0 | 14 935 |
| Jan.-Juni 58 | 164 | | 7 642 | 64 | | 10 | 0 | 7 880 | 22 | | 7 379 | 64 | | 4 | 0 | 7 468 |
| Juli-Sept. " | 90 | | 3 678 | 21 | | 0 | 0 | 3 790 | 11 | | 3 569 | 21 | | 0 | 0 | 3 602 |
| Okt.-Dez. " | 77 | | 3 962 | 26 | | 3 | 0 | 4 067 | 7 | | 3 830 | 26 | | 0 | 0 | 3 863 |
| Jan.-März 59 | 75 | | 4 002 | 31 | | 2 | 0 | 4 112 | 5 | | 3 898 | 29 | | 2 | 0 | 3 936 |
| Apr.-Juni " | 79 | | 4 125 | 26 | | 0 | 0 | 4 229 | 9 | | 4 018 | 26 | | 0 | 0 | 4 055 |
| Juli-Sept. " | 73 | | | | | | | | 3 | | | | | | | |

1) Kohle/Koks = t/t (einschl. Braunkohle) 2) Ab 6.7.59 einschl. Saarland

Außenhandel

Maßeinheit: 1000 t

| Jahr Monat | Bundesrepublik ohne Saarland | Frankreich / Saarland | Belgien / Luxemburg | Italien | Niederlande | MONTAN-UNION | Bundesrepublik ohne Saarland | Frankreich / Saarland | Belgien / Luxemburg | Italien | Niederlande | MONTAN-UNION |
|---------------|---------------------------------|--------------------------|------------------------|---------|-------------|--------------|---------------------------------|--------------------------|------------------------|---------|-------------|--------------|
| | 1) | 2) | | | | | 1) | 2) | | | | |

Schrott

| Einfuhr | | | | | | | davon aus MONTAN-UNION-LÄNDERN | | | | | |
|-------------------|-------|-----|-----|-------|----|-------|--------------------------------|-----|-----|-------|----|-------|
| I N S G E S A M T | | | | | | | | | | | | |
| 1954 | 607 | 88 | 164 | 1 488 | 32 | 2 380 | 287 | 65 | 136 | 1 343 | 22 | 1 852 |
| 1955 | 1 128 | 368 | 364 | 2 261 | 70 | 4 190 | 286 | 107 | 197 | 1 120 | 11 | 1 720 |
| 1956 | 593 | 666 | 716 | 2 315 | 61 | 4 363 | 133 | 253 | 424 | 907 | 10 | 1 727 |
| 1957 | 1 289 | 631 | 536 | 2 819 | 65 | 5 338 | 217 | 253 | 235 | 1 091 | 17 | 1 814 |
| 1958 | 360 | 567 | 309 | 2 778 | 53 | 4 068 | 87 | 360 | 198 | 1 063 | 18 | 1 727 |
| Jan.-Juni 58 | 257 | 364 | 132 | 1 502 | 21 | 2 277 | 47 | 211 | 95 | 455 | 10 | 819 |
| Juli-Sept. " | 52 | 105 | 102 | 593 | 6 | 855 | 21 | 78 | 55 | 237 | 2 | 391 |
| Okt.-Dez. " | 51 | 98 | 75 | 683 | 26 | 932 | 19 | 71 | 48 | 371 | 6 | 516 |
| Jan.-März 59 | 86 | 68 | 66 | 706 | 14 | 940 | 32 | 64 | 47 | 374 | 5 | 522 |
| Apr.-Juni " | 95 | 63 | 61 | 551 | 14 | 775 | 66 | 51 | 50 | 469 | 11 | 647 |
| Juli-Sept. " | 202 | | | | | | 119 | | | | | |

| Ausfuhr | | | | | | | davon nach MONTAN-UNION-LÄNDERN | | | | | |
|-------------------|-----|-----|-----|----|-----|-------|---------------------------------|-----|-----|----|-----|-------|
| I N S G E S A M T | | | | | | | | | | | | |
| 1954 | 746 | 865 | 180 | 0 | 142 | 1 938 | 542 | 823 | 109 | 0 | 121 | 1 596 |
| 1955 | 494 | 661 | 86 | 1 | 200 | 1 442 | 485 | 655 | 85 | 0 | 190 | 1 415 |
| 1956 | 770 | 553 | 38 | 2 | 264 | 1 627 | 767 | 550 | 25 | 2 | 254 | 1 598 |
| 1957 | 755 | 654 | 95 | 16 | 263 | 1 783 | 746 | 651 | 93 | 16 | 251 | 1 76 |
| 1958 | 941 | 589 | 142 | 0 | 183 | 1 855 | 907 | 586 | 142 | 0 | 175 | 1 811 |
| Jan.-Juni 58 | 382 | 234 | 78 | 0 | 106 | 800 | 371 | 235 | 78 | 0 | 99 | 782 |
| Juli-Sept. " | 241 | 115 | 33 | 0 | 43 | 431 | 226 | 114 | 33 | 0 | 42 | 414 |
| Okt.-Dez. " | 318 | 240 | 31 | 0 | 34 | 622 | 311 | 237 | 31 | 0 | 34 | 613 |
| Jan.-März 59 | 197 | 203 | 32 | 0 | 40 | 472 | 181 | 203 | 29 | 0 | 40 | 453 |
| Apr.-Juni " | 295 | 352 | 48 | 1 | 77 | 772 | 274 | 352 | 35 | 1 | 65 | 725 |
| Juli-Sept. " | 238 | | | | | | 228 | | | | | |

Roheisen

| Einfuhr | | | | | | | davon aus MONTAN-UNION-LÄNDERN | | | | | |
|-------------------|-----|-----|-----|-----|----|-------|--------------------------------|-----|-----|-----|----|-----|
| I N S G E S A M T | | | | | | | | | | | | |
| 1954 | 135 | 111 | 254 | 227 | 23 | 751 | 76 | 105 | 162 | 97 | 10 | 451 |
| 1955 | 229 | 152 | 456 | 353 | 17 | 1 207 | 95 | 143 | 308 | 85 | 9 | 640 |
| 1956 | 143 | 139 | 503 | 353 | 31 | 1 168 | 64 | 115 | 302 | 103 | 8 | 592 |
| 1957 | 77 | 233 | 408 | 397 | 32 | 1 147 | 47 | 175 | 284 | 125 | 10 | 641 |
| 1958 | 303 | 171 | 298 | 340 | 22 | 1 121 | 55 | 149 | 204 | 62 | 4 | 473 |
| Jan.-Juni 58 | 143 | 85 | 119 | 213 | 12 | 571 | 24 | 80 | 85 | 40 | 1 | 230 |
| Juli " " | 26 | 17 | 14 | 16 | 0 | 73 | 3 | 10 | 13 | 5 | 0 | 30 |
| August " " | 18 | 11 | 22 | 19 | 2 | 74 | 4 | 10 | 18 | 3 | 1 | 37 |
| Sept. " " | 21 | 17 | 28 | 11 | 2 | 78 | 4 | 13 | 17 | 6 | 0 | 40 |
| Oktober " " | 26 | 13 | 39 | 25 | 3 | 105 | 5 | 11 | 21 | 3 | 1 | 42 |
| November " " | 29 | 15 | 34 | 28 | 2 | 107 | 7 | 12 | 25 | 5 | 0 | 49 |
| Dezember " " | 37 | 14 | 39 | 21 | 2 | 114 | 7 | 12 | 23 | 2 | 1 | 45 |
| Januar 59 | 25 | 11 | 20 | 66 | 1 | 123 | 4 | 11 | 12 | 5 | 1 | 3 |
| Februar " " | 17 | 13 | 25 | 17 | 2 | 73 | 5 | 10 | 12 | 1 | 0 | 2 |
| März " " | 19 | 15 | 30 | 22 | 2 | 89 | 6 | 15 | 25 | 5 | 0 | 52 |
| April " " | 37 | 12 | 28 | 15 | 3 | 95 | 6 | 11 | 22 | 1 | 1 | 42 |
| Mai " " | 33 | 10 | 34 | 31 | 2 | 110 | 7 | 9 | 23 | 9 | 0 | 48 |
| Juni " " | 22 | 18 | 39 | 34 | 2 | 113 | 8 | 16 | 25 | 8 | 1 | 57 |
| Juli " " | 33 | 9 | 27 | 17 | 1 | 88 | 8 | 7 | 20 | 6 | 0 | 42 |
| August " " | 37 | 4 | 45 | 30 | 3 | 119 | 12 | 4 | 26 | 1 | 1 | 44 |
| Sept. " " | 34 | | | | | | 14 | | | | | |

| Ausfuhr | | | | | | | davon nach MONTAN-UNION-LÄNDERN | | | | | |
|-------------------|-----|-----|----|---|-----|-------|---------------------------------|-----|----|---|----|-----|
| I N S G E S A M T | | | | | | | | | | | | |
| 1954 | 386 | 172 | 49 | 3 | 214 | 823 | 205 | 123 | 48 | 1 | 87 | 463 |
| 1955 | 324 | 306 | 49 | 5 | 263 | 1 146 | 202 | 300 | 48 | 3 | 96 | 648 |
| 1956 | 406 | 364 | 28 | 5 | 186 | 988 | 177 | 280 | 24 | 0 | 97 | 578 |
| 1957 | 533 | 306 | 46 | 2 | 146 | 1 031 | 287 | 238 | 32 | 0 | 82 | 638 |
| 1958 | 339 | 164 | 47 | 1 | 122 | 672 | 222 | 133 | 42 | 0 | 72 | 468 |
| Jan.-Juni 58 | 150 | 78 | 17 | 0 | 72 | 315 | 108 | 70 | 15 | 0 | 37 | 230 |
| Juli " " | 30 | 14 | 4 | 0 | 6 | 54 | 10 | 9 | 3 | - | 4 | 26 |
| August " " | 31 | 11 | 5 | 0 | 9 | 55 | 20 | 11 | 4 | - | 4 | 38 |
| Sept. " " | 24 | 7 | 6 | 0 | 7 | 44 | 14 | 7 | 6 | - | 5 | 31 |
| Oktober " " | 38 | 22 | 5 | 0 | 8 | 73 | 26 | 11 | 4 | - | 5 | 45 |
| November " " | 36 | 13 | 5 | 0 | 8 | 63 | 22 | 13 | 5 | - | 7 | 47 |
| Dezember " " | 31 | 18 | 6 | - | 13 | 66 | 23 | 13 | 5 | 0 | 10 | 50 |
| Januar 59 | 18 | 10 | 3 | 0 | 10 | 40 | 11 | 9 | 3 | - | 4 | 26 |
| Februar " " | 18 | 8 | 5 | 0 | 9 | 40 | 10 | 7 | 5 | - | 5 | 27 |
| März " " | 23 | 20 | 5 | 0 | 18 | 65 | 13 | 19 | 3 | - | 4 | 40 |
| April " " | 35 | 19 | 8 | 2 | 9 | 72 | 26 | 15 | 5 | - | 6 | 52 |
| Mai " " | 52 | 21 | 6 | 0 | 17 | 96 | 26 | 17 | 5 | 0 | 7 | 55 |
| Juni " " | 36 | 25 | 5 | 0 | 11 | 76 | 14 | 23 | 5 | 0 | 5 | 47 |
| Juli " " | 30 | 21 | 5 | 1 | 11 | 67 | 10 | 21 | 5 | 0 | 7 | 42 |
| August " " | 38 | 36 | 4 | 0 | 12 | 91 | 10 | 28 | 4 | 0 | 5 | 48 |
| September " " | 23 | | | | | | 9 | | | | | |

1) Ab 6. 7.59 einschl. Saarland. 2) Ab 6. 7.59 ohne Saarland.

Außenhandel

19

Maßeinheit: 1000 t

| Jahr Monat | Bundesrepublik ohne Saarland | Frankreich / Saarland | Belgien / Luxemburg | Italien | Niederlande | MONTAN-UNION | Bundesrepublik ohne Saarland | Frankreich / Saarland | Belgien / Luxemburg | Italien | Niederlande | MONTAN-UNION |
|---------------|---------------------------------|--------------------------|------------------------|---------|-------------|--------------|---------------------------------|--------------------------|------------------------|---------|-------------|--------------|
| | 1) | 2) | | | | | 1) | 2) | | | | |

Rohblöcke und Halbzeug

| Einfuhr | | | | | | | davon aus MONTAN-UNION-LÄNDERN | | | | | |
|-------------------|-----|-----|----|-----|-----|-----|--------------------------------|-----|----|----|-----|-----|
| I N S G E S A M T | | | | | | | | | | | | |
| 1955 | 158 | 168 | 71 | 155 | 247 | 799 | 140 | 168 | 57 | 93 | 130 | 588 |
| 1956 | 260 | 153 | 47 | 149 | 119 | 730 | 101 | 148 | 40 | 59 | 73 | 421 |
| 1957 | 256 | 189 | 41 | 203 | 177 | 871 | 83 | 188 | 37 | 77 | 177 | 566 |
| 1958 | 212 | 302 | 43 | 167 | 142 | 871 | 112 | 292 | 34 | 83 | 102 | 622 |
| 1959 | | | | | | | | | | | | |
| Januar 1959 | 15 | 26 | 2 | 31 | 2 | 79 | 10 | 20 | 1 | 15 | 2 | 50 |
| Februar " | 11 | 15 | 3 | 11 | 6 | 47 | 9 | 15 | 1 | 10 | 6 | 41 |
| März " | 12 | 34 | 5 | 8 | 5 | 64 | 11 | 34 | 4 | 4 | 5 | 59 |
| April " | 12 | 31 | 5 | 12 | 7 | 67 | 11 | 31 | 3 | 7 | 7 | 60 |
| Mai " | 11 | 18 | 7 | 16 | 14 | 68 | 10 | 18 | 5 | 4 | 14 | 52 |
| Juni " | 11 | 25 | 8 | 10 | 10 | 64 | 8 | 25 | 6 | 8 | 10 | 57 |
| Juli " | 29 | 27 | 6 | 22 | 9 | 90 | 23 | 27 | 5 | 13 | 9 | 74 |
| August " | 30 | 36 | 19 | 18 | 6 | 107 | 21 | 36 | 6 | 9 | 6 | 80 |
| Sept. " | 36 | | | | | | 28 | | | | | |
| Oktober " | | | | | | | | | | | | |
| November " | | | | | | | | | | | | |
| Dezember " | | | | | | | | | | | | |

| Ausfuhr | | | | | | | davon nach MONTAN-UNION-LÄNDERN | | | | | |
|-------------------|-----|-----|-----|-----|---|-------|---------------------------------|-----|-----|----|---|-----|
| I N S G E S A M T | | | | | | | | | | | | |
| 1955 | 332 | 411 | 420 | 43 | 0 | 1 200 | 168 | 166 | 256 | 6 | 0 | 595 |
| 1956 | 255 | 297 | 375 | 115 | 0 | 1 044 | 89 | 148 | 188 | 6 | 0 | 431 |
| 1957 | 519 | 264 | 560 | 158 | 0 | 1 502 | 296 | 142 | 191 | 7 | 0 | 637 |
| 1958 | 568 | 234 | 775 | 119 | 2 | 1 697 | 215 | 90 | 300 | 6 | 0 | 611 |
| 1959 | | | | | | | | | | | | |
| Januar 1959 | 55 | 30 | 44 | 11 | 0 | 141 | 15 | 9 | 22 | 5 | 0 | 51 |
| Februar " | 31 | 18 | 30 | 27 | - | 106 | 12 | 6 | 16 | 15 | - | 49 |
| März " | 49 | 20 | 39 | 6 | 0 | 116 | 17 | 11 | 18 | 2 | 0 | 49 |
| April " | 82 | 28 | 41 | 8 | - | 153 | 21 | 16 | 14 | 5 | - | 56 |
| Mai " | 85 | 25 | 34 | 17 | - | 164 | 26 | 8 | 17 | 1 | - | 54 |
| Juni " | 82 | 24 | 34 | 7 | 0 | 146 | 24 | 14 | 20 | 4 | 0 | 63 |
| Juli " | 71 | 26 | 39 | 12 | 0 | 149 | 32 | 14 | 22 | 4 | - | 74 |
| August " | 110 | 26 | 41 | 9 | 0 | 185 | 45 | 13 | 22 | 1 | 0 | 80 |
| Sept. " | 85 | | | | | | 44 | | | | | |
| Oktober " | | | | | | | | | | | | |
| November " | | | | | | | | | | | | |
| Dezember " | | | | | | | | | | | | |

Warmbreitband

| Einfuhr | | | | | | | davon aus MONTAN-UNION-LÄNDERN | | | | | |
|-------------------|-----|-----|----|-----|---|-----|--------------------------------|-----|----|----|---|-----|
| I N S G E S A M T | | | | | | | | | | | | |
| 1955 | 346 | 78 | 16 | 71 | 8 | 520 | 267 | 71 | 8 | 1 | 8 | 356 |
| 1956 | 245 | 72 | 48 | 95 | - | 461 | 159 | 72 | 34 | 8 | - | 273 |
| 1957 | 322 | 115 | 55 | 147 | 0 | 639 | 191 | 115 | 35 | 34 | 0 | 375 |
| 1958 | 357 | 133 | 55 | 168 | 0 | 714 | 206 | 133 | 33 | 32 | 0 | 404 |
| 1959 | | | | | | | | | | | | |
| Januar 1959 | 22 | 7 | 3 | 15 | - | 47 | 5 | 7 | 1 | 6 | - | 19 |
| Februar " | 27 | 6 | 5 | 15 | - | 53 | 13 | 6 | 2 | 4 | - | 26 |
| März " | 28 | 9 | 7 | 12 | - | 55 | 13 | 8 | 1 | 5 | - | 27 |
| April " | 32 | 9 | 5 | 19 | - | 66 | 21 | 9 | 1 | 9 | - | 40 |
| Mai " | 29 | 9 | 6 | 40 | - | 82 | 17 | 9 | 2 | 21 | - | 47 |
| Juni " | 28 | 12 | 6 | 24 | 0 | 69 | 17 | 12 | 1 | 17 | 0 | 47 |
| Juli " | 34 | 10 | 5 | 21 | - | 61 | 23 | 10 | 1 | 11 | - | 46 |
| August " | 31 | 8 | 6 | 37 | 0 | 84 | 21 | 8 | 2 | 28 | 0 | 60 |
| Sept. " | 26 | | | | | | 17 | | | | | |
| Oktober " | | | | | | | | | | | | |
| November " | | | | | | | | | | | | |
| Dezember " | | | | | | | | | | | | |

| Ausfuhr | | | | | | | davon nach MONTAN-UNION-LÄNDERN | | | | | |
|-------------------|----|-----|-----|----|-----|-----|---------------------------------|-----|----|----|-----|-----|
| I N S G E S A M T | | | | | | | | | | | | |
| 1955 | 13 | 113 | 75 | 26 | 122 | 349 | 8 | 113 | 71 | 19 | 122 | 333 |
| 1956 | 54 | 74 | 70 | 23 | 71 | 291 | 51 | 74 | 68 | 13 | 71 | 276 |
| 1957 | 60 | 47 | 85 | 36 | 152 | 380 | 58 | 47 | 83 | 25 | 152 | 366 |
| 1958 | 61 | 26 | 101 | 50 | 179 | 417 | 61 | 26 | 99 | 45 | 157 | 388 |
| 1959 | | | | | | | | | | | | |
| Januar 1959 | 3 | 1 | 11 | 1 | 9 | 26 | 3 | 1 | 11 | 1 | 6 | 23 |
| Februar " | 4 | 6 | 11 | - | 12 | 34 | 4 | 6 | 11 | - | 11 | 32 |
| März " | 9 | 17 | 14 | 0 | 21 | 62 | 8 | 17 | 14 | 0 | 17 | 57 |
| April " | 7 | 21 | 13 | - | 24 | 66 | 6 | 19 | 13 | - | 17 | 56 |
| Mai " | 3 | 7 | 12 | 0 | 21 | 43 | 3 | 5 | 12 | 0 | 19 | 39 |
| Juni " | 14 | 7 | 15 | 0 | 25 | 60 | 8 | 4 | 15 | - | 20 | 47 |
| Juli " | 19 | 7 | 15 | 0 | 17 | 57 | 15 | 6 | 15 | 0 | 17 | 53 |
| August " | 13 | 10 | 13 | - | 12 | 47 | 9 | 8 | 13 | - | 12 | 41 |
| Sept. " | 15 | | | | | | 11 | | | | | |
| Oktober " | | | | | | | | | | | | |
| November " | | | | | | | | | | | | |
| Dezember " | | | | | | | | | | | | |

1) Ab 1. 7.1959 einschl. Saarland. 2) Ab 1. 7.1959 ohne Saarland

Außenhandel

Maßeinheit: 1000 t

| Jahr Monat | Bundesrepublik ohne Saarland | Frankreich / Saarland | Belgien / Luxemburg | Italien | Niederlande | MONTAN-UNION | Bundesrepublik ohne Saarland | Frankreich / Saarland | Belgien / Luxemburg | Italien | Niederlande | MONTAN-UNION |
|---------------|---------------------------------|--------------------------|------------------------|---------|-------------|--------------|---------------------------------|--------------------------|------------------------|---------|-------------|--------------|
| | 2) | 3) | | | | | 2) | 3) | | | | |

Walzstahlfertigerzeugnisse insgesamt ¹⁾

| Einfuhr | | | | | | | davon aus MONTAN-UNION-LÄNDERN | | | | | |
|-------------------|-------|-----|-----|-----|-------|-------|--------------------------------|-----|-----|-----|-------|-------|
| I N S G E S A M T | | | | | | | | | | | | |
| 1955 | 2 162 | 439 | 149 | 324 | 1 303 | 4 375 | 2 011 | 412 | 110 | 177 | 1 144 | 3 852 |
| 1956 | 1 870 | 600 | 160 | 306 | 1 326 | 4 260 | 1 666 | 561 | 129 | 202 | 1 204 | 3 762 |
| 1957 | 1 714 | 814 | 211 | 366 | 1 511 | 4 610 | 1 525 | 759 | 173 | 264 | 1 376 | 4 093 |
| 1958 | 2 020 | 758 | 180 | 470 | 1 110 | 4 539 | 1 742 | 735 | 152 | 379 | 1 009 | 4 028 |
| 1959 | | | | | | | | | | | | |
| Januar 1959 | 174 | 39 | 19 | 41 | 99 | 369 | 152 | 38 | 16 | 34 | 93 | 332 |
| Februar " | 182 | 37 | 24 | 36 | 98 | 376 | 161 | 36 | 21 | 30 | 88 | 335 |
| März " | 215 | 50 | 23 | 48 | 104 | 440 | 187 | 49 | 21 | 38 | 95 | 388 |
| April " | 254 | 44 | 18 | 60 | 102 | 476 | 225 | 43 | 14 | 49 | 94 | 421 |
| Mai " | 224 | 44 | 17 | 49 | 93 | 426 | 197 | 44 | 15 | 39 | 83 | 378 |
| Juni " | 273 | 54 | 20 | 47 | 115 | 509 | 240 | 52 | 18 | 36 | 107 | 453 |
| Juli " | 266 | 69 | 20 | 57 | 141 | 552 | 232 | 69 | 17 | 47 | 132 | 496 |
| August " | 235 | 86 | 21 | 56 | 128 | 521 | 203 | 85 | 19 | 45 | 119 | 468 |
| Sept. " | 219 | | | | | | | | | | | |
| Oktober " | | | | | | | | | | | | |
| November " | | | | | | | | | | | | |
| Dezember " | | | | | | | | | | | | |

| Ausfuhr | | | | | | | davon nach MONTAN-UNION-LÄNDERN | | | | | |
|-------------------|-------|-------|-------|-----|-----|--------|---------------------------------|-------|-------|----|-----|-------|
| I N S G E S A M T | | | | | | | | | | | | |
| 1955 | 1 612 | 3 881 | 4 745 | 130 | 341 | 10 714 | 458 | 1 364 | 2 089 | 34 | 127 | 4 072 |
| 1956 | 2 462 | 3 572 | 5 357 | 290 | 337 | 11 918 | 601 | 1 106 | 1 967 | 30 | 121 | 3 825 |
| 1957 | 3 163 | 3 429 | 4 943 | 366 | 367 | 12 271 | 860 | 1 125 | 1 924 | 40 | 148 | 4 094 |
| 1958 | 3 047 | 3 636 | 4 786 | 419 | 481 | 12 364 | 784 | 1 255 | 1 718 | 35 | 180 | 3 970 |
| 1959 | | | | | | | | | | | | |
| Januar 1959 | 206 | 345 | 449 | 32 | 33 | 1 062 | 46 | 132 | 142 | 2 | 14 | 335 |
| Februar " | 211 | 344 | 357 | 26 | 43 | 978 | 57 | 135 | 140 | 2 | 14 | 347 |
| März " | 175 | 392 | 436 | 23 | 48 | 1 072 | 52 | 152 | 141 | 2 | 18 | 368 |
| April " | 286 | 494 | 500 | 35 | 40 | 1 351 | 59 | 184 | 161 | 4 | 19 | 426 |
| Mai " | 285 | 416 | 436 | 19 | 41 | 1 195 | 55 | 169 | 143 | 2 | 15 | 382 |
| Juni " | 288 | 429 | 451 | 28 | 66 | 1 262 | 64 | 184 | 180 | 4 | 19 | 449 |
| Juli " | 295 | 379 | 475 | 51 | 46 | 1 245 | 95 | 153 | 198 | 7 | 19 | 470 |
| August " | 402 | 308 | 399 | 49 | 44 | 1 205 | 142 | 142 | 176 | 6 | 14 | 482 |
| Sept. " | 346 | | | | | | 150 | | | | | |
| Oktober " | | | | | | | | | | | | |
| November " | | | | | | | | | | | | |
| Dezember " | | | | | | | | | | | | |

Eisenbahnoberbaumaterial

| Einfuhr | | | | | | | davon aus MONTAN-UNION-LÄNDERN | | | | | |
|-------------------|----|---|---|----|----|-----|--------------------------------|---|---|----|----|-----|
| I N S G E S A M T | | | | | | | | | | | | |
| 1955 | 43 | 2 | 1 | 20 | 81 | 146 | 43 | 2 | 1 | 20 | 69 | 134 |
| 1956 | 6 | 8 | 2 | 25 | 66 | 108 | 6 | 2 | 2 | 20 | 66 | 97 |
| 1957 | 16 | 6 | 1 | 25 | 65 | 114 | 16 | 3 | 1 | 24 | 65 | 109 |
| 1958 | 20 | 2 | 2 | 48 | 50 | 124 | 19 | 2 | 2 | 45 | 50 | 120 |
| 1959 | | | | | | | | | | | | |
| Januar 1959 | 1 | 0 | 0 | 5 | 3 | 7 | 1 | 0 | 0 | 5 | 3 | 5 |
| Februar " | 0 | 0 | 0 | 3 | 4 | 10 | 0 | 0 | 0 | 2 | 4 | 11 |
| März " | 2 | 0 | 0 | 4 | 5 | 13 | 2 | 0 | 0 | 3 | 5 | 11 |
| April " | 5 | 0 | 0 | 6 | 6 | 16 | 5 | 0 | 0 | 6 | 6 | 15 |
| Mai " | 2 | 0 | 0 | 4 | 6 | 11 | 1 | 0 | 0 | 4 | 6 | 11 |
| Juni " | 1 | 0 | 0 | 6 | 9 | 16 | 1 | 0 | 0 | 6 | 9 | 16 |
| Juli " | 1 | 0 | 0 | 8 | 9 | 18 | 1 | 0 | 0 | 8 | 9 | 18 |
| August " | 0 | 1 | 0 | 7 | 6 | 14 | 0 | 1 | 0 | 7 | 6 | 14 |
| Sept. " | 1 | | | | | | 1 | | | | | |
| Oktober " | | | | | | | | | | | | |
| November " | | | | | | | | | | | | |
| Dezember " | | | | | | | | | | | | |

| Ausfuhr | | | | | | | davon nach MONTAN-UNION-LÄNDERN | | | | | |
|-------------------|-----|-----|-----|----|----|-----|---------------------------------|-----|----|---|----|-----|
| I N S G E S A M T | | | | | | | | | | | | |
| 1955 | 211 | 327 | 112 | 0 | 19 | 684 | 78 | 124 | 19 | 0 | 14 | 234 |
| 1956 | 246 | 276 | 179 | 4 | 11 | 723 | 103 | 58 | 12 | 0 | 1 | 175 |
| 1957 | 250 | 260 | 187 | 41 | 10 | 747 | 77 | 40 | 16 | 0 | 3 | 135 |
| 1958 | 202 | 283 | 222 | 58 | 4 | 767 | 65 | 29 | 14 | - | 1 | 109 |
| 1959 | | | | | | | | | | | | |
| Januar 1959 | 4 | 21 | 18 | 3 | 0 | 45 | 3 | 2 | 2 | - | 0 | 6 |
| Februar " | 14 | 5 | 12 | 0 | 0 | 31 | 8 | 2 | 2 | 0 | 0 | 12 |
| März " | 13 | 13 | 9 | 0 | 2 | 40 | 3 | 3 | 2 | - | 0 | 11 |
| April " | 6 | 21 | 13 | 1 | 0 | 42 | 4 | 5 | 1 | - | - | 11 |
| Mai " | 13 | 13 | 7 | 0 | 0 | 34 | 5 | 1 | 1 | - | - | 8 |
| Juni " | 25 | 11 | 6 | 0 | 6 | 47 | 10 | 2 | 1 | - | 0 | 13 |
| Juli " | 14 | 16 | 15 | 1 | 0 | 44 | 9 | 4 | 2 | - | 0 | 14 |
| August " | 15 | 9 | 8 | 0 | 0 | 32 | 7 | 2 | 2 | - | 0 | 11 |
| Sept. " | 14 | | | | | | 7 | | | | | |
| Oktober " | | | | | | | | | | | | |
| November " | | | | | | | | | | | | |
| Dezember " | | | | | | | | | | | | |

1) S. 20-24 Eisenbahnoberbaumaterial bis Sonstige Bleche

2) Ab 6. 7. 59 einschl. Saarland. 3) Ab 6. 7. 59 ohne Saarland.

Außenhandel

21

Maßeinheit: 1000 t

| Jahr Monat | Bundesrepublik ohne Saarland | Frankreich / Saarland | Belgien / Luxemburg | Italien | Niederlande | MONTAN-UNION | Bundesrepublik ohne Saarland | Frankreich / Saarland | Belgien / Luxemburg | Italien | Niederlande | MONTAN-UNION |
|---------------|---------------------------------|--------------------------|------------------------|---------|-------------|--------------|---------------------------------|--------------------------|------------------------|---------|-------------|--------------|
| | 1) | 2) | | | | | 1) | 2) | | | | |

Schwere Profile (Formstahl, Breitflanschträger, Stahlpundwände)

| Einfuhr | | | | | | | davon aus MONTAN-UNION-LÄNDERN | | | | | |
|-------------------|-----|----|---|----|-----|-----|--------------------------------|----|---|----|-----|-----|
| I N S G E S A M T | | | | | | | | | | | | |
| 1955 | 236 | 24 | 5 | 9 | 148 | 422 | 234 | 24 | 5 | 8 | 146 | 416 |
| 1956 | 201 | 39 | 8 | 12 | 168 | 427 | 200 | 39 | 8 | 11 | 164 | 422 |
| 1957 | 206 | 56 | 6 | 15 | 188 | 472 | 205 | 56 | 5 | 15 | 182 | 464 |
| 1958 | 211 | 65 | 3 | 38 | 112 | 429 | 210 | 65 | 2 | 35 | 111 | 424 |
| 1959 | | | | | | | | | | | | |
| Januar 1959 | 10 | 3 | 0 | 2 | 13 | 27 | 10 | 3 | 0 | 2 | 13 | 27 |
| Februar " | 11 | 3 | 0 | 1 | 8 | 24 | 11 | 3 | 0 | 1 | 8 | 24 |
| März " | 17 | 3 | 0 | 3 | 10 | 33 | 17 | 3 | 0 | 3 | 10 | 33 |
| April " | 18 | 3 | 0 | 2 | 10 | 34 | 18 | 3 | 0 | 2 | 10 | 34 |
| Mai " | 17 | 2 | 0 | 2 | 11 | 32 | 17 | 2 | 0 | 2 | 10 | 31 |
| Juni " | 23 | 2 | 0 | 2 | 13 | 41 | 23 | 2 | 0 | 2 | 13 | 40 |
| Juli " | 19 | 4 | 0 | 3 | 13 | 39 | 19 | 4 | 0 | 2 | 13 | 38 |
| August " | 17 | 7 | 1 | 1 | 16 | 42 | 17 | 7 | 1 | 1 | 16 | 41 |
| Sept. " | 17 | | | | | | 16 | | | | | |
| Oktober " | | | | | | | | | | | | |
| November " | | | | | | | | | | | | |
| Dezember " | | | | | | | | | | | | |

| Ausfuhr | | | | | | | davon nach MONTAN-UNION-LÄNDERN | | | | | |
|-------------------|-----|-----|-----|---|---|-------|---------------------------------|-----|-----|---|---|-----|
| I N S G E S A M T | | | | | | | | | | | | |
| 1955 | 198 | 429 | 468 | 1 | 3 | 1 100 | 47 | 167 | 202 | 0 | 2 | 418 |
| 1956 | 286 | 422 | 560 | 6 | 8 | 1 283 | 57 | 144 | 195 | 1 | 4 | 402 |
| 1957 | 310 | 406 | 607 | 4 | 7 | 1 333 | 71 | 153 | 222 | 0 | 4 | 449 |
| 1958 | 249 | 302 | 468 | 0 | 8 | 1 024 | 46 | 131 | 224 | 0 | 0 | 401 |
| 1959 | | | | | | | | | | | | |
| Januar 1959 | 30 | 25 | 39 | - | 0 | 93 | 3 | 10 | 12 | - | 0 | 25 |
| Februar " | 27 | 30 | 38 | 0 | 0 | 96 | 4 | 11 | 14 | - | 0 | 29 |
| März " | 19 | 32 | 38 | 0 | 0 | 90 | 3 | 12 | 13 | - | 0 | 29 |
| April " | 29 | 44 | 50 | 0 | 0 | 125 | 4 | 16 | 16 | - | 0 | 36 |
| Mai " | 28 | 38 | 43 | 0 | 0 | 110 | 3 | 11 | 15 | - | 0 | 30 |
| Juni " | 25 | 46 | 49 | 0 | 0 | 120 | 5 | 18 | 17 | - | 0 | 39 |
| Juli " | 26 | 38 | 46 | 0 | 0 | 112 | 5 | 11 | 18 | - | 0 | 35 |
| August " | 43 | 30 | 51 | 0 | 0 | 125 | 14 | 13 | 19 | 0 | 0 | 46 |
| Sept. " | 33 | | | | | | 14 | | | | | |
| Oktober " | | | | | | | | | | | | |
| November " | | | | | | | | | | | | |
| Dezember " | | | | | | | | | | | | |

Leichte Profile (Stabstahl)

| Einfuhr | | | | | | | davon aus MONTAN-UNION-LÄNDERN | | | | | |
|-------------------|-----|-----|----|----|-----|-------|--------------------------------|-----|----|----|-----|-------|
| I N S G E S A M T | | | | | | | | | | | | |
| 1955 | 865 | 71 | 30 | 51 | 522 | 1 542 | 839 | 62 | 29 | 38 | 490 | 1 458 |
| 1956 | 713 | 99 | 46 | 43 | 545 | 1 452 | 672 | 87 | 46 | 31 | 517 | 1 353 |
| 1957 | 533 | 166 | 62 | 71 | 613 | 1 447 | 507 | 153 | 56 | 54 | 582 | 1 353 |
| 1958 | 523 | 175 | 47 | 75 | 372 | 1 206 | 502 | 163 | 43 | 58 | 346 | 1 118 |
| 1959 | | | | | | | | | | | | |
| Januar 1959 | 43 | 7 | 3 | 6 | 42 | 103 | 42 | 6 | 3 | 5 | 42 | 99 |
| Februar " | 44 | 6 | 4 | 6 | 41 | 103 | 42 | 5 | 4 | 5 | 40 | 97 |
| März " | 58 | 9 | 7 | 7 | 40 | 121 | 55 | 8 | 7 | 6 | 38 | 114 |
| April " | 68 | 6 | 4 | 12 | 38 | 131 | 66 | 5 | 4 | 9 | 36 | 121 |
| Mai " | 66 | 7 | 4 | 9 | 34 | 125 | 64 | 7 | 4 | 8 | 32 | 118 |
| Juni " | 82 | 7 | 6 | 6 | 46 | 147 | 78 | 6 | 6 | 5 | 44 | 139 |
| Juli " | 68 | 11 | 5 | 5 | 55 | 153 | 66 | 11 | 4 | 4 | 54 | 147 |
| August " | 52 | 23 | 5 | 5 | 49 | 144 | 48 | 23 | 5 | 4 | 47 | 136 |
| Sept. " | 42 | | | | | | 41 | | | | | |
| Oktober " | | | | | | | | | | | | |
| November " | | | | | | | | | | | | |
| Dezember " | | | | | | | | | | | | |

| Ausfuhr | | | | | | | davon nach MONTAN-UNION-LÄNDERN | | | | | |
|-------------------|-----|-------|-------|-----|----|-------|---------------------------------|-----|-----|---|----|-------|
| I N S G E S A M T | | | | | | | | | | | | |
| 1955 | 451 | 1 530 | 2 140 | 26 | 20 | 4 165 | 102 | 481 | 903 | 0 | 5 | 1 491 |
| 1956 | 638 | 1 351 | 2 310 | 176 | 35 | 4 509 | 137 | 415 | 755 | 9 | 10 | 1 324 |
| 1957 | 923 | 1 253 | 2 073 | 132 | 33 | 4 413 | 226 | 405 | 674 | 5 | 14 | 1 324 |
| 1958 | 717 | 1 132 | 1 962 | 70 | 25 | 3 913 | 181 | 385 | 469 | 3 | 15 | 1 057 |
| 1959 | | | | | | | | | | | | |
| Januar 1959 | 62 | 123 | 191 | 6 | 1 | 385 | 12 | 37 | 46 | 0 | 1 | 96 |
| Februar " | 67 | 127 | 150 | 6 | 1 | 354 | 14 | 35 | 41 | 0 | 1 | 93 |
| März " | 46 | 138 | 192 | 8 | 1 | 386 | 14 | 46 | 38 | 0 | 1 | 100 |
| April " | 84 | 169 | 232 | 7 | 1 | 495 | 15 | 58 | 47 | 0 | 1 | 121 |
| Mai " | 81 | 148 | 196 | 4 | 2 | 431 | 12 | 56 | 40 | 0 | 1 | 109 |
| Juni " | 68 | 149 | 200 | 3 | 2 | 422 | 13 | 59 | 58 | 1 | 2 | 134 |
| Juli " | 76 | 123 | 206 | 23 | 2 | 431 | 22 | 43 | 67 | 1 | 1 | 134 |
| August " | 121 | 92 | 171 | 22 | 2 | 419 | 46 | 32 | 59 | 2 | 1 | 151 |
| Sept. " | 98 | | | | | | 45 | | | | | |
| Oktober " | | | | | | | | | | | | |
| November " | | | | | | | | | | | | |
| Dezember " | | | | | | | | | | | | |

1.) Ab 6. 7.1959 einschl. Saarland. 2.) Ab 6. 7.1959 ohne Saarland.

Außenhandel

Maßeinheit: 1000 t

| Jahr Monat | Bundesrepublik ohne Saarland | Frankreich / Saarland | Belgien / Luxemburg | Italien | Niederlande | MONTAN-UNION | Bundesrepublik ohne Saarland | Frankreich / Saarland | Belgien / Luxemburg | Italien | Niederlande | MONTAN-UNION |
|---------------|---------------------------------|--------------------------|------------------------|---------|-------------|--------------|---------------------------------|--------------------------|------------------------|---------|-------------|--------------|
| | 1) | 2) | | | | | 1) | 2) | | | | |

Walzdraht

| Einfuhr | | | | | | | davon aus MONTAN-UNION-LÄNDERN | | | | | |
|-------------------|-----|----|----|----|----|-----|--------------------------------|----|----|----|----|-----|
| I N S G E S A M T | | | | | | | | | | | | |
| 1955 | 211 | 24 | 18 | 13 | 85 | 351 | 196 | 24 | 14 | 4 | 85 | 322 |
| 1956 | 212 | 24 | 23 | 9 | 77 | 345 | 199 | 24 | 22 | 2 | 77 | 324 |
| 1957 | 211 | 15 | 29 | 9 | 94 | 358 | 204 | 15 | 28 | 3 | 93 | 343 |
| 1958 | 261 | 14 | 41 | 19 | 98 | 419 | 244 | 14 | 39 | 12 | 98 | 402 |
| 1959 | | | | | | | | | | | | |
| Januar 1959 | 25 | 0 | 7 | 3 | 9 | 44 | 24 | 0 | 7 | 2 | 9 | 42 |
| Februar " | 27 | 0 | 8 | 3 | 9 | 47 | 26 | 0 | 8 | 2 | 9 | 46 |
| März " | 30 | 1 | 7 | 2 | 8 | 47 | 28 | 1 | 7 | 1 | 8 | 45 |
| April " | 37 | 1 | 5 | 2 | 10 | 54 | 35 | 1 | 5 | 2 | 10 | 53 |
| Mai " | 28 | 2 | 6 | 3 | 7 | 43 | 27 | 2 | 6 | 2 | 7 | 42 |
| Juni " | 28 | 3 | 6 | 1 | 7 | 44 | 26 | 3 | 6 | 1 | 7 | 43 |
| Juli " | 33 | 2 | 7 | 1 | 8 | 50 | 30 | 2 | 7 | 1 | 8 | 48 |
| August " | 22 | 4 | 6 | 2 | 8 | 40 | 22 | 4 | 6 | 2 | 8 | 40 |
| Sept. " | 20 | | | | | | 20 | | | | | |
| Oktober " | | | | | | | | | | | | |
| November " | | | | | | | | | | | | |
| Dezember " | | | | | | | | | | | | |

| Ausfuhr | | | | | | | davon nach MONTAN-UNION-LÄNDERN | | | | | |
|-------------------|-----|-----|-----|----|----|-----|---------------------------------|-----|-----|---|----|-----|
| I N S G E S A M T | | | | | | | | | | | | |
| 1955 | 136 | 197 | 273 | 12 | 29 | 647 | 28 | 79 | 197 | 0 | 14 | 310 |
| 1956 | 162 | 199 | 289 | 8 | 46 | 704 | 38 | 90 | 190 | 0 | 14 | 332 |
| 1957 | 173 | 234 | 236 | 15 | 32 | 691 | 46 | 106 | 174 | 0 | 18 | 344 |
| 1958 | 234 | 345 | 238 | 26 | 36 | 872 | 76 | 167 | 156 | 0 | 29 | 423 |
| 1959 | | | | | | | | | | | | |
| Januar 1959 | 19 | 41 | 19 | 2 | 3 | 82 | 7 | 25 | 15 | 0 | 3 | 48 |
| Februar " | 34 | 47 | 25 | 0 | 3 | 109 | 8 | 27 | 15 | - | 3 | 51 |
| März " | 26 | 47 | 25 | 3 | 4 | 105 | 6 | 28 | 15 | - | 3 | 51 |
| April " | 36 | 59 | 27 | 5 | 3 | 129 | 7 | 30 | 13 | - | 3 | 52 |
| Mai " | 30 | 42 | 18 | 1 | 3 | 94 | 4 | 25 | 10 | 0 | 2 | 42 |
| Juni " | 31 | 46 | 21 | 5 | 3 | 104 | 7 | 25 | 14 | - | 2 | 48 |
| Juli " | 34 | 39 | 24 | 7 | 4 | 105 | 8 | 21 | 17 | 1 | 3 | 48 |
| August " | 32 | 36 | 20 | 4 | 1 | 85 | 10 | 16 | 14 | - | 1 | 39 |
| Sept. " | 29 | | | | | | 9 | | | | | |
| Oktober " | | | | | | | | | | | | |
| November " | | | | | | | | | | | | |
| Dezember " | | | | | | | | | | | | |

Bandstahl und Röhrenstreifen

| Einfuhr | | | | | | | davon aus MONTAN-UNION-LÄNDERN | | | | | |
|-------------------|-----|-----|----|----|----|-----|--------------------------------|-----|----|----|----|-----|
| I N S G E S A M T | | | | | | | | | | | | |
| 1955 | 175 | 104 | 14 | 13 | 80 | 384 | 171 | 103 | 14 | 10 | 80 | 377 |
| 1956 | 157 | 125 | 7 | 29 | 88 | 405 | 153 | 124 | 7 | 27 | 88 | 398 |
| 1957 | 150 | 145 | 14 | 42 | 93 | 444 | 144 | 144 | 14 | 40 | 93 | 437 |
| 1958 | 175 | 123 | 10 | 42 | 65 | 415 | 170 | 122 | 10 | 41 | 65 | 407 |
| 1959 | | | | | | | | | | | | |
| Januar 1959 | 15 | 6 | 1 | 4 | 7 | 33 | 14 | 6 | 1 | 4 | 7 | 33 |
| Februar " | 18 | 6 | 1 | 3 | 6 | 35 | 17 | 6 | 1 | 3 | 6 | 35 |
| März " | 18 | 11 | 1 | 3 | 7 | 40 | 17 | 11 | 1 | 3 | 7 | 39 |
| April " | 20 | 9 | 1 | 5 | 5 | 40 | 19 | 9 | 1 | 5 | 5 | 39 |
| Mai " | 19 | 10 | 1 | 3 | 6 | 38 | 18 | 10 | 1 | 3 | 6 | 37 |
| Juni " | 17 | 11 | 1 | 4 | 6 | 40 | 17 | 11 | 1 | 4 | 6 | 39 |
| Juli " | 23 | 10 | 1 | 5 | 9 | 49 | 22 | 10 | 1 | 5 | 9 | 48 |
| August " | 17 | 9 | | 5 | 7 | 40 | 16 | 9 | | 5 | 7 | 39 |
| Sept. " | 19 | | 2 | | | | 18 | | 2 | | | |
| Oktober " | | | | | | | | | | | | |
| November " | | | | | | | | | | | | |
| Dezember " | | | | | | | | | | | | |

| Ausfuhr | | | | | | | davon nach MONTAN-UNION-LÄNDERN | | | | | |
|-------------------|-----|-----|-----|---|----|-----|---------------------------------|-----|-----|---|----|-----|
| I N S G E S A M T | | | | | | | | | | | | |
| 1955 | 60 | 183 | 393 | 4 | 28 | 670 | 8 | 106 | 251 | 0 | 16 | 382 |
| 1956 | 146 | 141 | 397 | 5 | 30 | 719 | 28 | 76 | 276 | 0 | 18 | 398 |
| 1957 | 216 | 127 | 347 | 3 | 27 | 721 | 93 | 74 | 276 | 0 | 16 | 459 |
| 1958 | 154 | 135 | 339 | 4 | 31 | 661 | 65 | 77 | 256 | 0 | 20 | 418 |
| 1959 | | | | | | | | | | | | |
| Januar 1959 | 11 | 10 | 38 | 0 | 2 | 62 | 2 | 7 | 20 | 0 | 1 | 31 |
| Februar " | 9 | 14 | 26 | 0 | 3 | 51 | 3 | 9 | 20 | - | 2 | 34 |
| März " | 9 | 17 | 34 | 0 | 3 | 63 | 4 | 9 | 25 | 0 | 2 | 40 |
| April " | 16 | 18 | 34 | 0 | 3 | 71 | 5 | 10 | 23 | 0 | 2 | 40 |
| Mai " | 18 | 17 | 32 | 0 | 2 | 69 | 5 | 11 | 22 | - | 1 | 39 |
| Juni " | 16 | 14 | 34 | 2 | 3 | 68 | 5 | 9 | 26 | 0 | 2 | 41 |
| Juli " | 15 | 11 | 43 | 1 | 3 | 72 | 7 | 6 | 34 | - | 2 | 48 |
| August " | 21 | 8 | 31 | 2 | 2 | 66 | 8 | 5 | 24 | 0 | 2 | 40 |
| Sept. " | 22 | | | | | | 13 | | | | | |
| Oktober " | | | | | | | | | | | | |
| November " | | | | | | | | | | | | |
| Dezember " | | | | | | | | | | | | |

1.) Ab 6. 7.1959 einschl. Saarland. 2.) Ab 6. 7.1959 ohne Saarland.

Außenhandel

23

Maßeinheit: 1000 t

| Jahr Monat | Bundesrepublik ohne Saarland | Frankreich / Saarland | Belgien / Luxemburg | Italien | Niederlande | MONTAN-UNION | Bundesrepublik ohne Saarland | Frankreich / Saarland | Belgien / Luxemburg | Italien | Niederlande | MONTAN-UNION |
|---------------|---------------------------------|--------------------------|------------------------|---------|-------------|--------------|---------------------------------|--------------------------|------------------------|---------|-------------|--------------|
|---------------|---------------------------------|--------------------------|------------------------|---------|-------------|--------------|---------------------------------|--------------------------|------------------------|---------|-------------|--------------|

2)

3)

2)

3)

Grob- und Mittelbleche (3mm und stärker)

| Einfuhr | | | | | | | davon aus MONTAN-UNION-LÄNDERN | | | | | |
|-------------------|-----|-----|----|----|-----|-----|--------------------------------|-----|----|----|-----|-----|
| I N S G E S A M T | | | | | | | | | | | | |
| 1955 | 288 | 115 | 20 | 47 | 194 | 662 | 235 | 106 | 20 | 21 | 168 | 549 |
| 1956 | 259 | 147 | 28 | 34 | 207 | 674 | 177 | 132 | 27 | 19 | 191 | 545 |
| 1957 | 223 | 231 | 49 | 37 | 280 | 821 | 151 | 195 | 47 | 25 | 265 | 684 |
| 1958 | 294 | 160 | 35 | 58 | 264 | 814 | 184 | 151 | 33 | 50 | 254 | 676 |
| 1959 | | | | | | | | | | | | |
| Januar 1959 | 23 | 7 | 3 | 5 | 10 | 50 | 16 | 7 | 2 | 5 | 9 | 40 |
| Februar " | 28 | 6 | 5 | 6 | 9 | 54 | 19 | 6 | 3 | 5 | 8 | 43 |
| März " | 28 | 7 | 3 | 7 | 15 | 61 | 18 | 7 | 3 | 7 | 14 | 50 |
| April " | 32 | 7 | 4 | 5 | 10 | 62 | 21 | 7 | 3 | 4 | 10 | 49 |
| Mai " | 30 | 6 | 2 | 5 | 9 | 54 | 21 | 6 | 2 | 4 | 9 | 43 |
| Juni " | 39 | 8 | 2 | 5 | 8 | 64 | 29 | 8 | 1 | 4 | 8 | 52 |
| Juli " | 44 | 17 | 2 | 11 | 10 | 85 | 31 | 17 | 2 | 10 | 9 | 71 |
| August " | 31 | 18 | 2 | 13 | 17 | 82 | 21 | 18 | 2 | 13 | 16 | 71 |
| Sept. " | 33 | | | | | | 20 | | | | | |
| Oktober " | | | | | | | | | | | | |
| November " | | | | | | | | | | | | |
| Dezember " | | | | | | | | | | | | |

| Ausfuhr | | | | | | | davon aus MONTAN-UNION-LÄNDERN | | | | | |
|-------------------|-------|-----|-----|----|----|-------|--------------------------------|-----|-----|----|----|-----|
| I N S G E S A M T | | | | | | | | | | | | |
| 1955 | 363 | 379 | 474 | 49 | 66 | 1 332 | 142 | 167 | 212 | 28 | 18 | 567 |
| 1956 | 597 | 363 | 608 | 20 | 45 | 1 632 | 162 | 126 | 222 | 4 | 14 | 530 |
| 1957 | 845 | 345 | 593 | 49 | 60 | 1 892 | 251 | 132 | 228 | 17 | 13 | 642 |
| 1958 | 1 029 | 341 | 507 | 57 | 76 | 2 009 | 259 | 165 | 198 | 19 | 11 | 651 |
| 1959 | | | | | | | | | | | | |
| Januar 1959 | 50 | 26 | 47 | 6 | 5 | 135 | 12 | 17 | 12 | 2 | 2 | 46 |
| Februar " | 36 | 27 | 29 | 2 | 7 | 99 | 12 | 16 | 13 | 0 | 2 | 42 |
| März " | 32 | 31 | 40 | 2 | 7 | 113 | 10 | 15 | 10 | 1 | 2 | 39 |
| April " | 58 | 39 | 48 | 6 | 7 | 158 | 11 | 20 | 14 | 2 | 2 | 49 |
| Mai " | 61 | 35 | 42 | 3 | 8 | 151 | 9 | 20 | 13 | 1 | 2 | 46 |
| Juni " | 67 | 41 | 43 | 5 | 12 | 172 | 10 | 24 | 16 | 1 | 2 | 52 |
| Juli " | 76 | 29 | 43 | 3 | 7 | 158 | 23 | 15 | 19 | 1 | 2 | 60 |
| August " | 97 | 23 | 37 | 8 | 7 | 174 | 33 | 12 | 19 | 3 | 1 | 69 |
| Sept. " | 85 | | | | | | 34 | | | | | |
| Oktober " | | | | | | | | | | | | |
| November " | | | | | | | | | | | | |
| Dezember " | | | | | | | | | | | | |

Feinbleche, warm- und kaltgewalzt (unter 3 mm stark) 1)

| Einfuhr | | | | | | | davon aus MONTAN-UNION-LÄNDERN | | | | | |
|-------------------|-----|-----|----|-----|----|-----|--------------------------------|-----|----|----|----|-----|
| I N S G E S A M T | | | | | | | | | | | | |
| 1955 | 291 | 56 | 28 | 75 | 87 | 528 | 245 | 53 | 23 | 50 | 72 | 443 |
| 1956 | 235 | 103 | 16 | 80 | 70 | 503 | 188 | 100 | 11 | 62 | 62 | 423 |
| 1957 | 269 | 125 | 18 | 98 | 62 | 572 | 203 | 124 | 13 | 73 | 53 | 466 |
| 1958 | 391 | 149 | 19 | 105 | 51 | 712 | 297 | 148 | 16 | 93 | 46 | 594 |
| 1959 | | | | | | | | | | | | |
| Januar 1959 | 47 | 10 | 1 | 10 | 6 | 76 | 37 | 10 | 1 | 9 | 6 | 64 |
| Februar " | 43 | 10 | 2 | 9 | 6 | 70 | 36 | 10 | 2 | 9 | 6 | 62 |
| März " | 50 | 11 | 2 | 14 | 8 | 85 | 39 | 11 | 2 | 11 | 8 | 71 |
| April " | 57 | 11 | 2 | 15 | 13 | 96 | 47 | 11 | 2 | 13 | 12 | 83 |
| Mai " | 45 | 12 | 2 | 12 | 9 | 80 | 37 | 12 | 2 | 11 | 9 | 70 |
| Juni " | 61 | 13 | 3 | 12 | 15 | 106 | 50 | 13 | 3 | 10 | 14 | 91 |
| Juli " | 55 | 18 | 2 | 12 | 23 | 108 | 46 | 18 | 2 | 11 | 22 | 98 |
| August " | 78 | 15 | 2 | 11 | 17 | 124 | 68 | 15 | 2 | 9 | 17 | 110 |
| Sept. " | 69 | | | | | | 48 | | | | | |
| Oktober " | | | | | | | | | | | | |
| November " | | | | | | | | | | | | |
| Dezember " | | | | | | | | | | | | |

| Ausfuhr | | | | | | | davon aus MONTAN-UNION-LÄNDERN | | | | | |
|-------------------|-----|-----|-----|-----|-----|-------|--------------------------------|-----|-----|----|----|-----|
| I N S G E S A M T | | | | | | | | | | | | |
| 1955 | 110 | 447 | 589 | 10 | 161 | 1 316 | 32 | 191 | 214 | 4 | 51 | 492 |
| 1956 | 282 | 388 | 587 | 23 | 149 | 1 429 | 48 | 134 | 201 | 8 | 52 | 443 |
| 1957 | 320 | 358 | 541 | 101 | 190 | 1 511 | 55 | 137 | 203 | 15 | 73 | 483 |
| 1958 | 332 | 573 | 745 | 132 | 264 | 2 046 | 49 | 197 | 263 | 10 | 80 | 598 |
| 1959 | | | | | | | | | | | | |
| Januar 1959 | 18 | 54 | 63 | 13 | 18 | 167 | 3 | 27 | 25 | 1 | 6 | 61 |
| Februar " | 12 | 53 | 51 | 7 | 25 | 148 | 3 | 27 | 23 | 0 | 8 | 60 |
| März " | 17 | 62 | 63 | 7 | 25 | 174 | 7 | 30 | 29 | 0 | 8 | 75 |
| April " | 34 | 78 | 62 | 9 | 21 | 205 | 10 | 35 | 29 | 0 | 9 | 84 |
| Mai " | 33 | 70 | 65 | 7 | 20 | 197 | 12 | 32 | 29 | 0 | 6 | 80 |
| Juni " | 36 | 69 | 67 | 7 | 33 | 212 | 11 | 34 | 33 | 1 | 9 | 87 |
| Juli " | 39 | 64 | 66 | 11 | 27 | 207 | 17 | 38 | 30 | 1 | 10 | 96 |
| August " | 50 | 73 | 55 | 8 | 27 | 215 | 17 | 52 | 26 | 1 | 7 | 104 |
| Sept. " | 45 | | | | | | 20 | | | | | |
| Oktober " | | | | | | | | | | | | |
| November " | | | | | | | | | | | | |
| Dezember " | | | | | | | | | | | | |

1) Einschl. Breitflachstahl. 2) Ab 6. 7.1959 einschl. Saarland. 3.) Ab 6. 7.1959 ohne Saarland.

Außenhandel

Maßeinheit: 1000 t

| Jahr Monat | Bundesrepublik ohne Saarland | Frankreich / Saarland | Belgien / Luxemburg | Italien | Niederlande | MONTAN-UNION | Bundesrepublik ohne Saarland | Frankreich Saarland | Belgien / Luxemburg | Italien | Niederlande | MONTAN-UNION |
|---------------|---------------------------------|--------------------------|------------------------|---------|-------------|--------------|---------------------------------|------------------------|------------------------|---------|-------------|--------------|
| | 2) | 3) | | | | | 2) | 3) | | | | |

Transformatoren- und Dynamobleche

| Einfuhr | | | | | | | davon aus MONTAN-UNION-LÄNDERN | | | | | |
|-------------------|----|----|---|----|----|----|--------------------------------|----|---|----|---|----|
| I N S G E S A M T | | | | | | | | | | | | |
| 1955 | 12 | 10 | 2 | 10 | 12 | 46 | 2 | 6 | 1 | 5 | 9 | 23 |
| 1956 | 17 | 10 | 6 | 18 | 11 | 60 | 7 | 10 | 3 | 8 | 9 | 36 |
| 1957 | 11 | 13 | 7 | 15 | 11 | 58 | 6 | 13 | 5 | 14 | 9 | 47 |
| 1958 | 10 | 14 | 6 | 17 | 8 | 54 | 6 | 14 | 4 | 17 | 7 | 47 |
| 1959 | | | | | | | | | | | | |
| Januar 1959 | 1 | 1 | 0 | 2 | 0 | 5 | 1 | 1 | 0 | 2 | 0 | 4 |
| Februar " | 1 | 1 | 0 | 1 | 1 | 4 | 1 | 1 | 0 | 1 | 1 | 4 |
| März " | 1 | 1 | 0 | 1 | 1 | 4 | 0 | 1 | 0 | 1 | 1 | 3 |
| April " | 1 | 1 | 0 | 2 | 1 | 5 | 1 | 1 | 0 | 2 | 1 | 5 |
| Mai " | 1 | 1 | 0 | 2 | 1 | 4 | 1 | 1 | 0 | 2 | 1 | 4 |
| Juni " | 1 | 1 | 0 | 2 | 1 | 4 | 0 | 1 | 0 | 2 | 1 | 4 |
| Juli " | 1 | 1 | 0 | 1 | 1 | 5 | 1 | 1 | 0 | 1 | 1 | 4 |
| August " | 1 | 0 | 0 | 2 | 1 | 5 | 1 | 0 | 0 | 2 | 1 | 4 |
| Sept. " | 1 | | | | | | 1 | | | | | |
| Oktober " | | | | | | | | | | | | |
| November " | | | | | | | | | | | | |
| Dezember " | | | | | | | | | | | | |

| Ausfuhr | | | | | | | davon nach MONTAN-UNION-LÄNDERN | | | | | |
|-------------------|----|----|----|----|---|-----|---------------------------------|----|----|---|---|----|
| I N S G E S A M T | | | | | | | | | | | | |
| 1955 | 28 | 28 | 19 | 16 | 0 | 91 | 12 | 6 | 4 | 1 | 0 | 24 |
| 1956 | 41 | 38 | 22 | 27 | 0 | 127 | 19 | 17 | 4 | 7 | 0 | 46 |
| 1957 | 61 | 52 | 29 | 3 | 0 | 145 | 27 | 19 | 6 | 1 | 0 | 53 |
| 1958 | 62 | 84 | 34 | 18 | 1 | 201 | 24 | 19 | 11 | 2 | 1 | 58 |
| 1959 | | | | | | | | | | | | |
| Januar 1959 | 7 | 7 | 3 | 1 | 0 | 18 | 1 | 2 | 1 | 0 | 0 | 4 |
| Februar " | 7 | 7 | 2 | 2 | 0 | 18 | 2 | 2 | 1 | 1 | 0 | 7 |
| März " | 6 | 7 | 4 | 0 | 0 | 17 | 2 | 1 | 1 | 0 | 0 | 4 |
| April " | 14 | 11 | 3 | 3 | 0 | 31 | 2 | 3 | 1 | 2 | 0 | 8 |
| Mai " | 9 | 8 | 3 | 1 | 0 | 21 | 2 | 2 | 1 | 1 | 0 | 5 |
| Juni " | 6 | 9 | 3 | 1 | 0 | 18 | 2 | 2 | 1 | 1 | 0 | 6 |
| Juli " | 5 | 12 | 2 | 2 | 0 | 22 | 2 | 2 | 0 | 2 | 0 | 6 |
| August " | 7 | 7 | 2 | 1 | 0 | 16 | 2 | 2 | 0 | 0 | 0 | 4 |
| Sept. " | 5 | | | | | | 2 | | | | | |
| Oktober " | | | | | | | | | | | | |
| November " | | | | | | | | | | | | |
| Dezember " | | | | | | | | | | | | |

Sonstige Bleche 1)

| Einfuhr | | | | | | | davon aus MONTAN-UNION-LÄNDERN | | | | | | |
|-------------------|-----|----|----|----|-----|-----|--------------------------------|----|---|----|----|-----|--|
| I N S G E S A M T | | | | | | | | | | | | | |
| 1955 | 51 | 30 | 25 | 88 | 95 | 292 | 46 | 30 | 3 | 23 | 27 | 129 | |
| 1956 | 71 | 42 | 18 | 58 | 93 | 283 | 65 | 42 | 4 | 22 | 30 | 164 | |
| 1957 | 96 | 55 | 21 | 52 | 103 | 329 | 86 | 55 | 2 | 15 | 33 | 193 | |
| 1958 | 136 | 58 | 15 | 67 | 88 | 364 | 118 | 58 | 2 | 38 | 32 | 238 | |
| 1959 | | | | | | | | | | | | | |
| Januar 1959 | 9 | 5 | 1 | 4 | 5 | 24 | 7 | 5 | 0 | 2 | 2 | 17 | |
| Februar " | 10 | 5 | 1 | 4 | 10 | 29 | 9 | 5 | 0 | 1 | 3 | 18 | |
| März " | 12 | 7 | 1 | 5 | 8 | 34 | 9 | 7 | 0 | 2 | 3 | 22 | |
| April " | 14 | 5 | 2 | 7 | 9 | 37 | 11 | 5 | 0 | 3 | 3 | 23 | |
| Mai " | 16 | 5 | 1 | 9 | 9 | 40 | 12 | 5 | 0 | 3 | 3 | 23 | |
| Juni " | 20 | 7 | 1 | 7 | 8 | 43 | 15 | 7 | 0 | 2 | 4 | 28 | |
| Juli " | 23 | 5 | 3 | 9 | 10 | 49 | 16 | 5 | 1 | 4 | 5 | 30 | |
| August " | 16 | 5 | 1 | 9 | 7 | 40 | 11 | 5 | 0 | 3 | 2 | 22 | |
| Sept. " | 17 | | | | | | 13 | | | | | | |
| Oktober " | | | | | | | | | | | | | |
| November " | | | | | | | | | | | | | |
| Dezember " | | | | | | | | | | | | | |

| Ausfuhr | | | | | | | davon nach MONTAN-UNION-LÄNDERN | | | | | | |
|-------------------|----|-----|-----|----|----|-----|---------------------------------|----|-----|---|----|-----|--|
| I N S G E S A M T | | | | | | | | | | | | | |
| 1955 | 53 | 349 | 280 | 9 | 16 | 708 | 8 | 42 | 87 | 0 | 7 | 145 | |
| 1956 | 62 | 387 | 307 | 22 | 13 | 792 | 8 | 44 | 114 | 0 | 8 | 175 | |
| 1957 | 65 | 395 | 329 | 16 | 12 | 816 | 13 | 60 | 124 | 1 | 7 | 205 | |
| 1958 | 69 | 441 | 273 | 52 | 34 | 870 | 20 | 83 | 129 | 0 | 22 | 255 | |
| 1959 | | | | | | | | | | | | | |
| Januar 1959 | 4 | 37 | 28 | 3 | 4 | 77 | 2 | 6 | 9 | 0 | 2 | 19 | |
| Februar " | 5 | 33 | 22 | 8 | 5 | 73 | 1 | 5 | 10 | 0 | 2 | 19 | |
| März " | 5 | 42 | 30 | 2 | 6 | 86 | 1 | 5 | 12 | 0 | 2 | 20 | |
| April " | 6 | 56 | 31 | 3 | 4 | 98 | 1 | 8 | 15 | 0 | 2 | 25 | |
| Mai " | 9 | 42 | 29 | 3 | 4 | 87 | 1 | 9 | 11 | 0 | 2 | 24 | |
| Juni " | 11 | 47 | 30 | 4 | 6 | 98 | 1 | 11 | 14 | 0 | 2 | 28 | |
| Juli " | 11 | 46 | 31 | 2 | 4 | 95 | 3 | 12 | 12 | 0 | 2 | 30 | |
| August " | 14 | 37 | 22 | 3 | 4 | 81 | 4 | 9 | 11 | 0 | 2 | 26 | |
| Sept. " | 14 | | | | | | 6 | | | | | | |
| Oktober " | | | | | | | | | | | | | |
| November " | | | | | | | | | | | | | |
| Dezember " | | | | | | | | | | | | | |

1) Weißbleche, verzinkte und verbleite Bleche

2) Ab 6. 7.1959 einschl. Saarland, 3) Ab 6. 7.1959 ohne Saarland.

Außenhandel

25

Maßeinheit: 1000 t

| Jahr Monat | Bundesrepublik ohne Saarland | Frankreich / Saarland | Belgien / Luxemburg | Italien | Niederlande | MONTAN-UNION | Bundesrepublik ohne Saarland | Frankreich / Saarland | Belgien / Luxemburg | Italien | Niederlande | MONTAN-UNION |
|---------------|---------------------------------|--------------------------|------------------------|---------|-------------|--------------|---------------------------------|--------------------------|------------------------|---------|-------------|--------------|
| | 2) | 3) | | | | | 2) | 3) | | | | |

Weiterverarbeitete Walzstahlfertigerzeugnisse insgesamt ¹⁾

| Einfuhr | | | | | | | davon aus MONTAN-UNION-LÄNDERN | | | | | |
|-------------------|----|----|----|----|----|-----|--------------------------------|---|----|----|----|-----|
| I N S G E S A M T | | | | | | | | | | | | |
| 1955 | 25 | 9 | 21 | 22 | 63 | 140 | 16 | 2 | 19 | 11 | 52 | 101 |
| 1956 | 26 | 10 | 9 | 17 | 99 | 162 | 15 | 4 | 7 | 8 | 72 | 106 |
| 1957 | 24 | 9 | 12 | 18 | 89 | 151 | 13 | 3 | 10 | 9 | 60 | 94 |
| 1958 | 32 | 8 | 8 | 29 | 68 | 146 | 18 | 2 | 7 | 21 | 47 | 95 |
| 1959 | | | | | | | | | | | | |
| Januar 1959 | 3 | 0 | 1 | 3 | 6 | 12 | 2 | 0 | 1 | 1 | 5 | 8 |
| Februar " | 3 | 0 | 0 | 0 | 5 | 10 | 2 | 0 | 0 | 0 | 4 | 7 |
| März " | 3 | 1 | 1 | 2 | 7 | 13 | 2 | 0 | 1 | 1 | 5 | 8 |
| April " | 4 | 0 | 1 | 1 | 7 | 13 | 3 | 0 | 1 | 1 | 4 | 8 |
| Mai " | 4 | 0 | 1 | 1 | 7 | 12 | 3 | 0 | 1 | 0 | 6 | 9 |
| Juni " | 5 | 0 | 1 | 2 | 8 | 15 | 3 | 0 | 1 | 1 | 5 | 19 |
| Juli " | 3 | 1 | 1 | 1 | 6 | 12 | 1 | 1 | 1 | 1 | 5 | 8 |
| August " | 2 | 2 | 1 | 1 | 6 | 12 | 1 | 2 | 1 | 0 | 5 | 9 |
| Sept. " | | | | | | | | | | | | |
| Oktober " | | | | | | | | | | | | |
| November " | | | | | | | | | | | | |
| Dezember " | | | | | | | | | | | | |

| Ausfuhr | | | | | | | davon nach MONTAN-UNION-LÄNDERN | | | | | |
|-------------------|-----|----|-----|----|----|-----|---------------------------------|----|----|---|---|-----|
| I N S G E S A M T | | | | | | | | | | | | |
| 1955 | 129 | 87 | 99 | 9 | 13 | 337 | 44 | 40 | 26 | 0 | 1 | 111 |
| 1956 | 166 | 82 | 111 | 40 | 9 | 409 | 59 | 36 | 25 | 1 | 1 | 123 |
| 1957 | 194 | 67 | 81 | 39 | 10 | 390 | 54 | 27 | 20 | 1 | 2 | 104 |
| 1958 | 160 | 77 | 78 | 41 | 13 | 370 | 35 | 29 | 18 | 3 | 7 | 93 |
| 1959 | | | | | | | | | | | | |
| Januar 1959 | 13 | 5 | 7 | 2 | 1 | 28 | 3 | 2 | 2 | 0 | 1 | 8 |
| Februar " | 14 | 7 | 6 | 1 | 1 | 29 | 3 | 3 | 2 | 0 | 1 | 8 |
| März " | 13 | 7 | 7 | 2 | 2 | 29 | 3 | 2 | 2 | 0 | 1 | 7 |
| April " | 15 | 8 | 8 | 2 | 2 | 36 | 3 | 3 | 2 | 0 | 0 | 9 |
| Mai " | 14 | 7 | 9 | 2 | 2 | 34 | 3 | 3 | 2 | 0 | 1 | 9 |
| Juni " | 15 | 9 | 8 | 2 | 2 | 35 | 4 | 4 | 2 | 0 | 1 | 10 |
| Juli " | 13 | 9 | 10 | 1 | 2 | 34 | 4 | 2 | 4 | 0 | 1 | 10 |
| August " | 19 | 4 | 9 | 2 | 1 | 36 | 6 | 1 | 5 | 0 | 0 | 13 |
| Sept. " | | | | | | | | | | | | |
| Oktober " | | | | | | | | | | | | |
| November " | | | | | | | | | | | | |
| Dezember " | | | | | | | | | | | | |

Stahlröhren, nahtlos und geschweißt

| Einfuhr | | | | | | | davon aus MONTAN-UNION-LÄNDERN | | | | | |
|-------------------|----|----|----|---|-----|-----|--------------------------------|---|----|---|-----|-----|
| I N S G E S A M T | | | | | | | | | | | | |
| 1955 | 18 | 9 | 40 | 4 | 124 | 194 | 11 | 3 | 32 | 2 | 88 | 135 |
| 1956 | 27 | 11 | 36 | 4 | 150 | 229 | 17 | 3 | 29 | 2 | 113 | 165 |
| 1957 | 38 | 14 | 31 | 9 | 159 | 252 | 25 | 5 | 25 | 6 | 126 | 187 |
| 1958 | 62 | 17 | 28 | 8 | 131 | 245 | 42 | 7 | 21 | 5 | 105 | 180 |
| 1959 | | | | | | | | | | | | |
| Januar 1959 | 6 | 2 | 1 | 0 | 12 | 23 | 4 | 1 | 1 | 0 | 10 | 17 |
| Februar " | 7 | 2 | 3 | 0 | 12 | 23 | 5 | 1 | 2 | 0 | 9 | 17 |
| März " | 6 | 2 | 2 | 1 | 17 | 28 | 6 | 1 | 1 | 1 | 14 | 22 |
| April " | 9 | 1 | 2 | 0 | 10 | 25 | 6 | 0 | 2 | 0 | 8 | 18 |
| Mai " | 8 | 1 | 2 | 2 | 12 | 24 | 6 | 1 | 2 | 1 | 8 | 17 |
| Juni " | 9 | 1 | 3 | 1 | 12 | 26 | 7 | 0 | 2 | 1 | 8 | 18 |
| Juli " | 5 | 4 | 3 | 2 | 13 | 26 | 2 | 3 | 2 | 2 | 8 | 17 |
| August " | 4 | 7 | 1 | 0 | 11 | 25 | 2 | 7 | 1 | 0 | 9 | 20 |
| Sept. " | 5 | | | | | | 1 | | | | | |
| Oktober " | | | | | | | | | | | | |
| November " | | | | | | | | | | | | |
| Dezember " | | | | | | | | | | | | |

| Ausfuhr | | | | | | | davon nach MONTAN-UNION-LÄNDERN | | | | | |
|-------------------|-----|-----|-----|-----|----|-------|---------------------------------|----|----|---|----|-----|
| I N S G E S A M T | | | | | | | | | | | | |
| 1955 | 458 | 338 | 82 | 153 | 54 | 1 085 | 63 | 26 | 22 | 3 | 7 | 121 |
| 1956 | 605 | 323 | 108 | 200 | 61 | 1 299 | 78 | 37 | 32 | 6 | 7 | 161 |
| 1957 | 881 | 373 | 109 | 167 | 63 | 1 593 | 100 | 41 | 35 | 6 | 10 | 192 |
| 1958 | 771 | 397 | 110 | 177 | 58 | 1 511 | 87 | 48 | 32 | 5 | 8 | 179 |
| 1959 | | | | | | | | | | | | |
| Januar 1959 | 53 | 48 | 13 | 10 | 2 | 129 | 8 | 4 | 3 | 0 | 0 | 16 |
| Februar " | 67 | 39 | 10 | 13 | 3 | 135 | 8 | 5 | 2 | 0 | 0 | 17 |
| März " | 46 | 47 | 10 | 13 | 5 | 122 | 10 | 6 | 2 | 0 | 1 | 19 |
| April " | 83 | 45 | 15 | 16 | 4 | 165 | 8 | 7 | 3 | 0 | 1 | 20 |
| Mai " | 65 | 42 | 12 | 15 | 6 | 139 | 8 | 7 | 3 | 0 | 1 | 19 |
| Juni " | 68 | 46 | 14 | 8 | 6 | 144 | 6 | 7 | 4 | 0 | 1 | 18 |
| Juli " | 49 | 43 | 13 | 18 | 5 | 130 | 8 | 3 | 3 | 0 | 1 | 14 |
| August " | 105 | 40 | 11 | 17 | 5 | 180 | 20 | 1 | 3 | 0 | 1 | 25 |
| Sept. " | 61 | | | | | | 15 | | | | | |
| Oktober " | | | | | | | | | | | | |
| November " | | | | | | | | | | | | |
| Dezember " | | | | | | | | | | | | |

¹⁾ Geschmiedete, kaltgezogene und kaltgewalzte Erzeugnisse aller Art (ausser Blechen und kaltgezogenem Band zur Herstellung von Weissband), oberflächenbearbeitete Produkte, ausgenommen gezogener Draht u. Stahlröhren

2) Ab 6. 7.1959 einschl. Saarland. 3) Ab 6. 7.1959 ohne Saarland.

Erzeugung und Versorgung

insgesamt

Maßeinheit: 1000 t

| | Jahr Viertelj. | Rohstahl ²⁾ | | Walzstahl ³⁾ | | Eisenerze ⁴⁾ | | Steinkohle ⁵⁾ | |
|-------------------------------|-------------------|------------------------|------------|-------------------------|------------|-------------------------|------------|--------------------------|------------|
| | | Erzeugung | Versorgung | Erzeugung | Versorgung | Erzeugung | Versorgung | Förderung | Versorgung |
| Bundesgebiet ⁶⁾ | 1954 | 17 434 | 17 280 | 11 273 | 13 068 | 9 705 | 18 204 | 128 035 | 111 827 |
| | 1955 | 21 336 | 21 887 | 13 944 | 14 556 | 11 381 | 25 716 | 130 728 | 124 702 |
| | 1956 | 23 189 | 22 397 | 15 555 | 14 772 | 12 218 | 29 592 | 134 407 | 129 900 |
| | 1957 | 24 507 | 22 150 | 16 154 | 14 688 | 13 145 | 31 632 | 133 156 | 131 089 |
| | 1958 | 22 786 | 21 595 | 15 027 | 14 001 | 12 641 | 28 841 | 132 582 | 116 093 |
| | 1. Vj. 1958 | 6 262 | 5 834 | 4 159 | 4 090 | 3 370 | 7 509 | 34 102 | 30 252 |
| | 2. " " | 5 612 | 5 400 | 3 658 | 3 501 | 3 172 | 6 977 | 32 633 | 28 176 |
| | 3. " " | 5 569 | 5 487 | 3 751 | 3 312 | 2 970 | 7 178 | 33 081 | 29 434 |
| | 4. " " | 5 344 | 4 874 | 3 458 | 3 091 | 3 129 | 7 176 | 33 765 | 28 190 |
| | 1. " 1959 | 5 408 | 5 298 | 3 433 | 3 418 | 3 044 | 5 918 | 32 226 | 27 621 |
| | 2. " " | 6 389 | 5 898 | 4 047 | 3 939 | 3 173 | 6 851 | 30 852 | 26 228 |
| | 3. " " | 7 849 | 7 161 | 5 121 | 4 671 | 3 328 | 9 874 | 34 265 | 29 045 |
| Frankreich/Saar ⁷⁾ | 1954 | 13 432 | 9 864 | 9 041 | 6 852 | 43 824 | 33 000 | 71 223 | 72 500 |
| | 1955 | 15 797 | 10 971 | 11 010 | 7 632 | 50 265 | 38 496 | 72 664 | 76 209 |
| | 1956 | 16 817 | 12 720 | 11 796 | 8 820 | 52 690 | 40 308 | 72 219 | 86 133 |
| | 1957 | 17 551 | 14 006 | 12 398 | 9 780 | 57 765 | 43 476 | 73 250 | 88 487 |
| | 1958 | 18 118 | 14 199 | 12 856 | 9 978 | 59 456 | 43 465 | 74 139 | 81 377 |
| | 1. Vj. 1958 | 4 743 | 3 997 | 3 464 | 2 950 | 15 850 | 11 328 | 19 760 | 22 069 |
| | 2. " " | 4 554 | 3 747 | 3 243 | 2 658 | 14 719 | 11 021 | 17 925 | 19 870 |
| | 3. " " | 4 259 | 3 037 | 2 888 | 2 102 | 13 872 | 10 359 | 17 717 | 18 562 |
| | 4. " " | 4 561 | 3 418 | 3 256 | 2 272 | 15 015 | 10 757 | 18 737 | 20 876 |
| | 1. " 1959 | 4 524 | 3 413 | 3 224 | 2 269 | 15 124 | 10 753 | 19 151 | 19 592 |
| | 2. " " | 4 753 | 3 278 | 3 370 | 2 173 | 15 258 | | 18 196 | |
| | 3. " " | | | | | | | | |
| Belgien/Luxemburg | 1954 | 7 762 | 2 423 | 5 725 | 2 172 | 5 973 | 18 540 | 29 249 | 29 948 |
| | 1955 | 9 120 | 2 674 | 6 753 | 2 148 | 7 288 | 22 044 | 29 978 | 31 842 |
| | 1956 | 9 832 | 2 815 | 7 512 | 2 220 | 7 738 | 22 848 | 29 555 | 32 713 |
| | 1957 | 9 752 | 2 873 | 6 975 | 2 256 | 7 973 | 23 616 | 29 086 | 31 702 |
| | 1958 | 9 386 | 2 459 | 6 604 | 1 998 | 6 695 | 23 351 | 27 058 | 27 003 |
| | 1. Vj. 1958 | 2 436 | 602 | 1 719 | 546 | 1 797 | 5 831 | 7 612 | 6 836 |
| | 2. " " | 2 293 | 688 | 1 590 | 507 | 1 744 | 5 638 | 6 847 | 6 342 |
| | 3. " " | 2 298 | 514 | 1 575 | 459 | 1 577 | 5 825 | 6 139 | 6 598 |
| | 4. " " | 2 360 | 655 | 1 721 | 533 | 1 578 | 5 924 | 6 463 | 7 227 |
| | 1. " 1959 | 2 329 | 534 | 1 728 | 533 | 1 486 | 5 635 | 5 702 | 7 314 |
| | 2. " " | 2 508 | 597 | 1 859 | 525 | 1 644 | | 5 795 | |
| | 3. " " | | | | | | | | |
| Italien | 1954 | 4 207 | 4 983 | 2 806 | 3 312 | 1 092 | 1 764 | 1 074 | 10 515 |
| | 1955 | 5 395 | 5 842 | 3 549 | 3 732 | 1 375 | 2 184 | 1 136 | 11 474 |
| | 1956 | 5 911 | 6 095 | 3 974 | 4 008 | 1 624 | 2 796 | 1 076 | 12 228 |
| | 1957 | 6 761 | 6 564 | 4 499 | 4 500 | 1 576 | 3 192 | 1 019 | 12 895 |
| | 1958 | 6 265 | 6 488 | 4 297 | 4 348 | 1 265 | 3 544 | 716 | 9 887 |
| | 1. Vj. 1958 | 1 632 | 1 557 | 1 304 | 1 090 | 297 | 662 | 214 | 2 450 |
| | 2. " " | 1 585 | 1 602 | 1 056 | 1 078 | 314 | 1 258 | 176 | 2 240 |
| | 3. " " | 1 475 | 1 653 | 1 001 | 1 006 | 355 | 885 | 163 | 2 855 |
| | 4. " " | 1 573 | 1 676 | 1 140 | 1 169 | 299 | 696 | 165 | 2 342 |
| | 1. " 1959 | 1 520 | 1 550 | 1 079 | 1 123 | 286 | 590 | 184 | 2 272 |
| | 2. " " | 1 632 | 1 869 | 1 195 | 1 270 | | | 181 | |
| | 3. " " | | | | | | | | |
| Niederlande | 1954 | 929 | 1 988 | 709 | 1 704 | - | 1 120 | 12 071 | 17 167 |
| | 1955 | 979 | 2 357 | 867 | 1 836 | - | 1 058 | 11 895 | 17 459 |
| | 1956 | 1 051 | 2 408 | 863 | 1 860 | - | 1 370 | 11 836 | 18 537 |
| | 1957 | 1 182 | 2 522 | 911 | 2 052 | - | 1 239 | 11 376 | 17 587 |
| | 1958 | 1 437 | 2 228 | 1 021 | 1 650 | - | 1 776 | 11 881 | 15 196 |
| | 1. Vj. 1958 | 348 | 564 | 257 | 416 | - | 408 | 2 987 | 4 185 |
| | 2. " " | 360 | 574 | 252 | 397 | - | 616 | 2 915 | 3 493 |
| | 3. " " | 351 | 533 | 235 | 390 | - | 312 | 3 010 | 3 512 |
| | 4. " " | 376 | 557 | 279 | 452 | - | 439 | 2 969 | 4 006 |
| | 1. " 1959 | 399 | 550 | 271 | 448 | - | 346 | 3 016 | 4 091 |
| | 2. " " | 397 | 572 | 278 | 441 | - | | 2 902 | |
| | 3. " " | | | | | | | | |
| MONTAN-UNION | 1954 | 43 765 | 36 546 | 29 561 | 27 132 | 60 594 | 72 504 | 241 653 | 241 823 |
| | 1955 | 52 627 | 43 731 | 36 155 | 27 672 | 70 309 | 90 024 | 246 401 | 261 195 |
| | 1956 | 56 800 | 46 435 | 39 300 | 31 716 | 74 270 | 96 972 | 249 092 | 278 920 |
| | 1957 | 59 754 | 48 115 | 40 935 | 33 276 | 80 459 | 103 044 | 247 888 | 280 936 |
| | 1958 | 57 991 | 46 969 | 39 803 | 33 978 | 80 051 | 103 066 | 246 379 | 248 918 |
| | 1. Vj. 1958 | 15 420 | 12 554 | 10 703 | 9 078 | 21 314 | 25 738 | 64 682 | 65 650 |
| | 2. " " | 14 404 | 12 011 | 9 799 | 8 116 | 19 949 | 25 568 | 60 487 | 59 963 |
| | 3. " " | 13 955 | 11 224 | 9 450 | 7 246 | 18 774 | 24 713 | 60 109 | 60 718 |
| | 4. " " | 14 213 | 11 180 | 9 854 | 7 509 | 20 019 | 25 630 | 61 104 | 62 586 |
| | 1. " 1959 | 14 171 | 11 345 | 9 746 | 7 824 | 19 940 | 23 238 | 60 279 | 59 456 |
| | 2. " " | 15 679 | 12 214 | 10 744 | 8 346 | | | 57 948 | |
| | 3. " " | | | | | | | | |
| Großbritannien | 1954 | 18 817 | 17 015 | 13 482 | 12 127 | 15 807 | 27 612 | 227 899 | 214 128 |
| | 1955 | 20 107 | 19 512 | 14 429 | 13 553 | 16 435 | 29 544 | 225 562 | 221 304 |
| | 1956 | 20 990 | 20 329 | 15 061 | 14 259 | 16 506 | 31 066 | 225 969 | 216 432 |
| | 1957 | 22 047 | 20 091 | 15 729 | 14 088 | 17 173 | 33 348 | 227 233 | 214 608 |
| | 1958 | 19 884 | 18 076 | 14 003 | 12 610 | 14 847 | 27 950 | 222 502 | 206 201 |
| | 1. Vj. 1958 | 5 562 | 5 209 | 3 959 | 3 637 | 3 875 | 7 281 | 59 122 | 57 944 |
| | 2. " " | 5 130 | 4 718 | 3 601 | 3 247 | 3 591 | 7 375 | 55 627 | 53 017 |
| | 3. " " | 4 319 | 3 910 | 2 945 | 2 611 | 3 347 | 6 347 | 47 823 | 41 957 |
| | 4. " " | 4 871 | 4 239 | 3 475 | 3 014 | 4 034 | 7 017 | 59 935 | 54 448 |
| | 1. " 1959 | 4 716 | 4 229 | 3 348 | 2 994 | 3 637 | 6 466 | 55 740 | 53 655 |
| | 2. " " | 5 110 | 4 624 | 3 572 | 3 216 | 3 851 | 6 600 | 55 089 | 46 433 |
| | 3. " " | 4 838 | 4 208 | 3 273 | 2 807 | 3 655 | 7 334 | 45 978 | |
| U S A | 1954 | 80 115 | 77 955 | 62 520 | 57 773 | 79 382 | 91 992 | 379 154 | 351 828 |
| | 1955 | 106 176 | 102 657 | 79 868 | 73 629 | 104 650 | 123 900 | 442 410 | 409 428 |
| | 1956 | 104 522 | 101 929 | 79 102 | 77 275 | 99 420 | 123 528 | 477 084 | 404 724 |
| | 1957 | 102 253 | 98 179 | 76 131 | 73 629 | 107 477 | 136 260 | 467 592 | 389 328 |
| | 1958 | 77 342 | 76 256 | 58 214 | 57 378 | 68 674 | 93 331 | 385 032 | 385 920 |
| | 1. Vj. 1958 | 17 047 | 16 479 | . | . | 9 586 | . | 97 852 | . |
| | 2. " " | 17 201 | 16 680 | . | . | 16 813 | . | 90 754 | . |
| | 3. " " | 19 338 | 19 128 | . | . | 26 813 | . | 90 364 | . |
| | 4. " " | 23 657 | 23 298 | . | . | 15 843 | . | 108 250 | . |
| | 1. " 1959 | 27 659 | 27 709 | . | . | 11 122 | . | 98 955 | . |
| | 2. " " | 30 654 | | | | | | 89 955 | |
| | 3. " " | | | | | | | | |

1) Förderung/Erzeugung zuzüglich Einfuhr abzüglich Ausfuhr ± Lagerveränderungen. 2) Erzeugung von Rohstahl, - und Ausfuhr sowie Lagerveränderungen von Walzstahl in Rohstahlgewicht umgerechnet. Umrechnungsfaktoren: Rohblocke 1,10, Halbzeug 1,1, Flacherzeugnisse 1,4, sonstige Fertigerzeugnisse 1,7. 3) Walzstahl in Tonne des Montanvertrages ohne Halbzeug und ohne Berücksichtigung der Lagerveränderungen. 4) Handelsfähiges Erz. 5) Steinkohle Förderung, - und Ausfuhr von Steinkohle, Koks und Bricketts t/t. 6) Ab Juli 59 einschl. Saarland. 7) Ab Juli 59 ohne Saarland.

Erzeugung und Versorgung

je Kopf der Bevölkerung ¹⁾

27

Maßeinheit: kg

| | Jahr Viertel ²⁾ | Rohtahl | | Walzstahl | | Eisenerze | | Steinkohle | |
|-------------------------------|-------------------------------|-----------|------------|-----------|------------|-----------|------------|------------|------------|
| | | Erzeugung | Versorgung | Erzeugung | Versorgung | Erzeugung | Versorgung | Förderung | Versorgung |
| Bundesgebiet ²⁾ | 1954 | 358 | 355 | 232 | 268 | 199 | 374 | 2 629 | 2 296 |
| | 1955 | 434 | 445 | 284 | 296 | 231 | 523 | 2 658 | 2 535 |
| | 1956 | 466 | 450 | 308 | 297 | 245 | 594 | 2 700 | 2 609 |
| | 1957 | 486 | 439 | 320 | 291 | 261 | 627 | 2 639 | 2 598 |
| | 1958 | 446 | 420 | 294 | 274 | 247 | 564 | 2 594 | 2 271 |
| | 1. Vj. 1958 | 122 | 114 | 81 | 80 | 66 | 147 | 667 | 592 |
| | 2. " " | 110 | 106 | 72 | 68 | 62 | 136 | 638 | 551 |
| | 3. " " | 109 | 96 | 73 | 65 | 58 | 140 | 647 | 576 |
| | 4. " " | 105 | 93 | 68 | 60 | 61 | 140 | 661 | 553 |
| | 1. " 1959 | 106 | 104 | 67 | 67 | 60 | 116 | 630 | 540 |
| | 2. " " | 125 | 115 | 79 | 77 | 62 | 134 | 604 | 513 |
| | 3. " " | 151 | 140 | 98 | 90 | 64 | 189 | 657 | 557 |
| Frankreich/Saar ³⁾ | 1954 | 306 | 225 | 206 | 156 | 997 | 751 | 1 621 | 1 650 |
| | 1955 | 357 | 248 | 249 | 172 | 1 135 | 870 | 1 641 | 1 721 |
| | 1956 | 377 | 285 | 264 | 198 | 1 180 | 903 | 1 618 | 1 929 |
| | 1957 | 393 | 311 | 275 | 217 | 1 281 | 964 | 1 624 | 1 962 |
| | 1958 | 401 | 312 | 282 | 219 | 1 306 | 955 | 1 628 | 1 782 |
| | 1. Vj. 1958 | 104 | 88 | 76 | 65 | 348 | 249 | 434 | 485 |
| | 2. " " | 100 | 82 | 71 | 58 | 323 | 242 | 394 | 436 |
| | 3. " " | 93 | 67 | 63 | 46 | 305 | 228 | 389 | 408 |
| | 4. " " | 100 | 75 | 72 | 50 | 330 | 236 | 412 | 453 |
| | 1. " 1959 | 99 | 75 | 71 | 50 | 332 | 236 | 421 | 430 |
| | 2. " " | 104 | 72 | 74 | 48 | 335 | | 400 | |
| | 3. " " | | | | | | | | |
| Belgien/Luxemburg | 1954 | 851 | 258 | 627 | 238 | 655 | 2 031 | 3 205 | 3 282 |
| | 1955 | 994 | 291 | 736 | 234 | 794 | 2 402 | 3 267 | 3 470 |
| | 1956 | 1 065 | 307 | 792 | 240 | 838 | 2 474 | 3 200 | 3 542 |
| | 1957 | 1 056 | 311 | 750 | 242 | 857 | 2 538 | 3 126 | 3 407 |
| | 1958 | 1 001 | 262 | 705 | 213 | 714 | 2 491 | 2 887 | 2 881 |
| | 1. Vj. 1958 | 260 | 64 | 184 | 58 | 191 | 623 | 812 | 729 |
| | 2. " " | 245 | 73 | 170 | 54 | 186 | 602 | 730 | 677 |
| | 3. " " | 245 | 55 | 168 | 49 | 168 | 621 | 655 | 704 |
| | 4. " " | 252 | 70 | 183 | 57 | 168 | 632 | 690 | 771 |
| | 1. " 1959 | 248 | 57 | 184 | 59 | 159 | 601 | 608 | 780 |
| | 2. " " | 267 | 64 | 198 | 56 | 175 | | 618 | |
| | 3. " " | | | | | | | | |
| Italien | 1954 | 88 | 105 | 59 | 74 | 23 | 37 | 23 | 219 |
| | 1955 | 112 | 122 | 74 | 78 | 29 | 45 | 24 | 239 |
| | 1956 | 122 | 126 | 82 | 83 | 34 | 58 | 22 | 253 |
| | 1957 | 140 | 135 | 93 | 93 | 33 | 66 | 21 | 266 |
| | 1958 | 129 | 133 | 88 | 89 | 26 | 73 | 15 | 198 |
| | 1. Vj. 1958 | 34 | 33 | 23 | 22 | 6 | 14 | 4 | 50 |
| | 2. " " | 33 | 33 | 22 | 22 | 6 | 26 | 4 | 46 |
| | 3. " " | 30 | 34 | 21 | 21 | 6 | 18 | 3 | 59 |
| | 4. " " | 32 | 34 | 23 | 24 | 6 | 14 | 3 | 43 |
| | 1. " 1959 | 31 | 32 | 22 | 23 | 6 | 12 | 4 | 46 |
| | 2. " " | 33 | 38 | 25 | 26 | | | 4 | |
| | 3. " " | | | | | | | | |
| Niederlande | 1954 | 88 | 188 | 67 | 161 | - | 106 | 1 137 | 1 617 |
| | 1955 | 91 | 219 | 81 | 171 | - | 98 | 1 106 | 1 624 |
| | 1956 | 97 | 221 | 79 | 171 | - | 126 | 1 087 | 1 702 |
| | 1957 | 109 | 229 | 83 | 186 | - | 112 | 1 032 | 1 596 |
| | 1958 | 129 | 199 | 91 | 148 | - | 159 | 1 063 | 1 260 |
| | 1. Vj. 1958 | 31 | 50 | 23 | 37 | - | 37 | 267 | 375 |
| | 2. " " | 32 | 51 | 23 | 36 | - | 55 | 261 | 313 |
| | 3. " " | 31 | 48 | 21 | 35 | - | 28 | 269 | 314 |
| | 4. " " | 35 | 50 | 25 | 40 | - | 39 | 265 | 359 |
| | 1. " 1959 | 36 | 49 | 24 | 40 | - | 31 | 270 | 366 |
| | 2. " " | 35 | 51 | 25 | 39 | | | 260 | |
| | 3. " " | | | | | | | | |
| MONTAN-UNION | 1954 | 273 | 228 | 185 | 169 | 378 | 453 | 1 508 | 1 510 |
| | 1955 | 326 | 271 | 224 | 171 | 435 | 558 | 1 526 | 1 618 |
| | 1956 | 350 | 286 | 242 | 195 | 458 | 598 | 1 535 | 1 719 |
| | 1957 | 368 | 293 | 225 | 202 | 489 | 627 | 1 508 | 1 709 |
| | 1958 | 355 | 283 | 240 | 192 | 483 | 621 | 1 486 | 1 500 |
| | 1. Vj. 1958 | 93 | 76 | 65 | 55 | 129 | 155 | 390 | 395 |
| | 2. " " | 87 | 72 | 59 | 49 | 120 | 154 | 365 | 362 |
| | 3. " " | 84 | 68 | 57 | 44 | 113 | 149 | 363 | 366 |
| | 4. " " | 86 | 67 | 59 | 45 | 121 | 155 | 369 | 376 |
| | 1. " 1959 | 85 | 68 | 59 | 47 | 120 | 140 | 363 | 359 |
| | 2. " " | 95 | 74 | 65 | 50 | | | 349 | |
| | 3. " " | | | | | | | | |
| Großbritannien | 1954 | 371 | 332 | 265 | 239 | 311 | 544 | 4 488 | 4 216 |
| | 1955 | 395 | 383 | 283 | 266 | 322 | 580 | 4 426 | 4 342 |
| | 1956 | 410 | 397 | 294 | 278 | 322 | 607 | 4 413 | 4 227 |
| | 1957 | 428 | 390 | 306 | 274 | 334 | 648 | 4 416 | 4 171 |
| | 1958 | 385 | 350 | 271 | 244 | 287 | 541 | 4 305 | 3 990 |
| | 1. Vj. 1958 | 108 | 101 | 77 | 70 | 75 | 141 | 1 142 | 1 121 |
| | 2. " " | 99 | 91 | 70 | 63 | 69 | 143 | 1 076 | 1 026 |
| | 3. " " | 84 | 76 | 57 | 51 | 65 | 123 | 925 | 812 |
| | 4. " " | 94 | 82 | 67 | 58 | 78 | 136 | 1 160 | 1 054 |
| | 1. " 1959 | 91 | 82 | 65 | 58 | 70 | 125 | 1 079 | 1 038 |
| | 2. " " | 99 | 89 | 69 | 62 | 75 | 128 | 1 066 | 898 |
| | 3. " " | 94 | 81 | 63 | 54 | 71 | 146 | 890 | |
| U S A | 1954 | 496 | 480 | 385 | 353 | 488 | 566 | 2 334 | 2 166 |
| | 1955 | 649 | 621 | 483 | 445 | 633 | 750 | 2 677 | 2 478 |
| | 1956 | 633 | 606 | 470 | 459 | 591 | 735 | 2 837 | 2 407 |
| | 1957 | 597 | 573 | 445 | 430 | 628 | 796 | 2 729 | 2 274 |
| | 1958 | 444 | 438 | 334 | 329 | 394 | 536 | 2 210 | 2 215 |
| | 1. Vj. 1958 | 98 | 91 | . | . | 55 | . | 562 | . |
| | 2. " " | 99 | 96 | . | . | 97 | . | 521 | . |
| | 3. " " | 111 | 110 | . | . | 154 | . | 519 | . |
| | 4. " " | 136 | 134 | . | . | 91 | . | 621 | . |
| | 1. " 1959 | 159 | 159 | . | . | 64 | . | 568 | . |
| | 2. " " | | | | | | | 516 | |
| | 3. " " | | | | | | | | |

1) Siehe Seite 26.

2) ab 6.7.59 einschließlich Saarland. 3) ab 6.7.59 ohne Saarland.

Versorgung ¹⁾

(Walzstahlfertigerzeugnisse nach Sorten)

Maßeinheit: 1000 t

| | Jahr | Montan-Union-Länder | | | | | | Vergleichsländer | |
|---|------|---------------------------------|--------------------------|------------------------|---------|-------------|--------------|------------------|--------|
| | | Bundesrepublik ohne Saarland | Frankreich / Saarland | Belgien / Luxemburg | Italien | Niederlande | MONTAN-UNION | Großbritannien | U S A |
| Eisenbahnoberbaumaterial | | | | | | | | | |
| Erzeugung | 1958 | 621 | 518 | 287 | 185 | - | 1 610 | 704 | 681 |
| Einfuhr | " | 17 | 2 | 1 | 10 | 38 | 70 | 1 | 4 |
| Ausfuhr | " | 179 | 276 | 203 | 58 | 2 | 717 | 249 | 135 |
| Versorgung | 1958 | 459 | 244 | 85 | 137 | 36 | 963 | 456 | 550 |
| " | 1957 | 466 | 346 | 94 | 87 | 52 | 1 045 | 505 | 1 314 |
| " | 1956 | 446 | 300 | 103 | 92 | 49 | 990 | 438 | 1 528 |
| " | 1955 | 478 | 266 | 96 | 103 | 60 | 1 003 | 391 | 1 502 |
| " | 1954 | 329 | 261 | 58 | 126 | 52 | 826 | 457 | 1 300 |
| Schwere Profile | | | | | | | | | |
| Erzeugung | 1958 | 1 262 | 1 028 | 644 | 324 | - | 3 258 | 1 931 | 4 126 |
| Einfuhr | " | 211 | 65 | 3 | 38 | 112 | 429 | 25 | 137 |
| Ausfuhr | " | 247 | 302 | 468 | 0 | 8 | 1 024 | 189 | 276 |
| Versorgung | 1958 | 1 226 | 791 | 179 | 362 | 104 | 2 663 | 1 767 | 3 987 |
| " | 1957 | 1 328 | 764 | 284 | 426 | 181 | 2 983 | 2 271 | 6 885 |
| " | 1956 | 1 284 | 681 | 283 | 368 | 160 | 2 776 | 2 207 | 5 651 |
| " | 1955 | 1 356 | 568 | 233 | 319 | 145 | 2 621 | 1 983 | 4 714 |
| " | 1954 | 1 039 | 483 | 225 | 256 | 138 | 2 141 | 1 963 | 4 416 |
| Leichte Profile (Stabstahl) | | | | | | | | | |
| Erzeugung | 1958 | 3 613 | 3 996 | 2 373 | 1 388 | 38 | 11 408 | 2 686 | 8 624 |
| Einfuhr | " | 535 | 175 | 48 | 75 | 372 | 1 206 | 18 | 58 |
| Ausfuhr | " | 723 | 1 132 | 1 962 | 70 | 25 | 3 913 | 154 | 111 |
| Versorgung | 1958 | 3 425 | 3 039 | 459 | 1 393 | 385 | 8 701 | 2 550 | 9 102 |
| " | 1957 | 3 704 | 2 954 | 562 | 1 412 | 625 | 9 257 | 3 162 | 10 871 |
| " | 1956 | 4 280 | 2 772 | 625 | 1 270 | 573 | 9 520 | 3 380 | 12 772 |
| " | 1955 | 4 113 | 2 330 | 560 | 1 267 | 561 | 8 831 | 2 959 | 12 576 |
| " | 1954 | 3 026 | 2 046 | 584 | 1 098 | 471 | 7 225 | 2 513 | 9 058 |
| Walzdraht | | | | | | | | | |
| Erzeugung | 1958 | 1 467 | 1 366 | 713 | 428 | 93 | 4 069 | 1 174 | 3 939 |
| Einfuhr | " | 246 | 14 | 41 | 19 | 98 | 419 | 21 | 164 |
| Ausfuhr | " | 228 | 345 | 238 | 26 | 36 | 872 | 50 | 15 |
| Versorgung | 1958 | 1 485 | 1 035 | 516 | 421 | 155 | 3 616 | 1 145 | 4 088 |
| " | 1957 | 1 504 | 999 | 483 | 421 | 163 | 3 570 | 1 203 | 4 297 |
| " | 1956 | 1 488 | 924 | 442 | 400 | 137 | 3 391 | 1 241 | 5 130 |
| " | 1955 | 1 411 | 893 | 470 | 405 | 153 | 3 332 | 1 215 | 5 547 |
| " | 1954 | 1 193 | 772 | 445 | 345 | 138 | 2 893 | 1 038 | 4 280 |
| Bandstahl und Röhrenstr.²⁾ | | | | | | | | | |
| Erzeugung | 1958 | 1 529 | 987 | 594 | 264 | 83 | 3 456 | 1 215 | 4 636 |
| Einfuhr | " | 175 | 123 | 10 | 42 | 65 | 415 | 33 | 21 |
| Ausfuhr | " | 151 | 135 | 339 | 4 | 31 | 661 | 82 | 91 |
| Versorgung | 1958 | 1 553 | 975 | 265 | 302 | 117 | 3 210 | 1 166 | 4 566 |
| " | 1957 | 1 616 | 781 | 244 | 282 | 132 | 3 055 | 1 160 | 6 593 |
| " | 1956 | 1 480 | 808 | 244 | 250 | 121 | 2 903 | 1 272 | 7 471 |
| " | 1955 | 1 548 | 702 | 248 | 232 | 113 | 2 843 | 1 265 | 7 979 |
| " | 1954 | 1 293 | 618 | 203 | 192 | 105 | 2 411 | 1 053 | 5 701 |
| Grob- und Mittelbleche ³⁾ | | | | | | | | | |
| Erzeugung | 1958 | 3 440 | 1 759 | 787 | 659 | 331 | 6 977 | 2 630 | 6 008 |
| Einfuhr | " | 294 | 160 | 35 | 58 | 264 | 810 | 56 | 18 |
| Ausfuhr | " | 1 029 | 341 | 507 | 57 | 76 | 2 009 | 192 | 226 |
| Versorgung | 1958 | 2 705 | 1 578 | 315 | 660 | 519 | 5 778 | 2 494 | 5 800 |
| " | 1957 | 3 043 | 1 622 | 388 | 823 | 525 | 6 401 | 2 822 | 9 702 |
| " | 1956 | 2 925 | 1 317 | 368 | 727 | 442 | 5 779 | 2 658 | 8 331 |
| " | 1955 | 2 624 | 1 026 | 323 | 561 | 414 | 4 948 | 2 256 | 7 237 |
| " | 1954 | 1 907 | 781 | 266 | 423 | 369 | 3 746 | 2 368 | 5 778 |
| Feinbleche (unter 3 mm) | | | | | | | | | |
| Erzeugung | 1958 | 2 276 | 2 804 | 1 196 | 883 | 476 | 7 634 | 3 347 | 27 304 |
| Einfuhr | " | 534 | 221 | 38 | 189 | 147 | 1 130 | 198 | 23 |
| Ausfuhr | " | 464 | 1 098 | 1 052 | 202 | 299 | 3 117 | 831 | 958 |
| Versorgung | 1958 | 2 346 | 1 927 | 184 | 870 | 324 | 5 647 | 2 714 | 26 369 |
| " | 1957 | 2 182 | 1 845 | 172 | 855 | 368 | 5 422 | 2 508 | 29 001 |
| " | 1956 | 2 065 | 1 651 | 143 | 723 | 364 | 4 946 | 2 596 | 31 983 |
| " | 1955 | 2 195 | 1 502 | 220 | 722 | 382 | 5 021 | 3 014 | 33 802 |
| " | 1954 | 1 725 | 1 240 | 220 | 640 | 326 | 4 151 | 2 454 | 24 783 |
| Walzstahlfertigerzeugnisse insgesamt ⁵⁾ | | | | | | | | | |
| Erzeugung | 1958 | 15 027 | 12 856 | 6 604 | 4 297 | 1 021 | 39 803 | 14 003 | 58 214 |
| Einfuhr | " | 2 020 | 758 | 180 | 470 | 1 110 | 4 539 | 356 | 958 |
| Ausfuhr | " | 3 047 | 3 636 | 4 786 | 419 | 481 | 12 364 | 1 749 | 1 794 |
| Versorgung | 1958 | 14 000 | 9 978 | 1 998 | 4 348 | 1 650 | 31 978 | 12 610 | 57 378 |
| " | 1957 | 14 688 | 9 780 | 2 256 | 4 500 | 2 052 | 33 276 | 14 088 | 73 629 |
| " | 1956 | 14 772 | 8 820 | 2 220 | 4 008 | 1 860 | 31 716 | 14 259 | 77 275 |
| " | 1955 | 14 556 | 7 632 | 2 148 | 3 732 | 1 836 | 26 672 | 13 553 | 73 629 |
| " | 1954 | 13 068 | 6 852 | 2 172 | 3 312 | 1 704 | 27 132 | 12 127 | 57 378 |

1) Ohne Berücksichtigung der Lagerveränderungen 2) Erzeugung einschliesslich Vorbreitband-Fertigerzeugnisse 3) Einschliesslich Bleist/achstahl 4) Erzeugung einschliesslich Coils for cold reduced blackplate and tinplate 5) Erzeugung einschliesslich Röhrenrund- und Röhrenvierkantstahl, der oben nicht besonders aufgeführt ist.

Bestände

29

Maßeinheit: 1000 t

| | Jahres- bzw. Monatsende | Montan-Union-Länder | | | | | | | | Vergleichsländer | | |
|---|------------------------------------|------------------------------|---------------------------|-------------|--------------------|----------|----------------|---------------------|--------------------|------------------|---------------------|----------|
| | | Bundesrepublik ohne Saarland | Saarland | Belgien | Frankreich | Italien | Luxemburg | Niederlande | MONTAN-UNION | Großbritannien | U S A | |
| Steinkohlen bei den Zechen | 1950 | 407 | 190 | 1 038 | 2 703 | 2) 18 | - | 151 | 4 507 | - | - | |
| | 1951 | 432 | 68 | 225 | 1 353 | 48 | - | 140 | 2 266 | 1 457 | 69 523 | |
| | 1952 | 465 | 462 | 1 673 | 4 213 | 53 | - | 237 | 7 103 | 4 704 | 69 622 | |
| | 1953 | 841 | 536 | 3 077 | 5 756 | 49 | - | 213 | 10 472 | 1 948 | 73 132 | |
| | 1954 | 654 | 821 | 2 815 | 7 838 | 26 | - | 287 | 12 441 | 1 180 | 62 778 | |
| | 1955 | 572 | 228 | 371 | 5 983 | 65 | - | 292 | 7 511 | 2 228 | 62 080 | |
| | 1956 | 700 | 102 | 179 | 4 524 | 29 | - | 259 | 5 793 | 2 979 | 70 768 | |
| | 1957 | 735 | 181 | 1 413 | 4 583 | 50 | - | 312 | 7 273 | 8 708 | 73 281 | |
| | 1958 | 8 565 | 898 | 6 928 | 7 380 | 21 | - | 746 | 24 538 | 19 984 | 69 205 | |
| | 1959 | | | | | | | | | | | |
| | Jan. 59 | 9 040 | 965 | 7 084 | 7 718 | 30 | - | 768 | 25 605 | 20 075 | 64 594 | |
| | Febr. " | 9 555 | 1 052 | 7 035 | 8 082 | 36 | - | 771 | 26 531 | 20 124 | 62 747 | |
| | März " | 9 920 | 1 089 | 7 347 | 8 687 | 45 | - | 842 | 27 929 | 21 268 | 59 754 | |
| | April " | 10 910 | 1 200 | 7 541 | 9 556 | 69 | - | 933 | 30 210 | 23 980 | 59 637 | |
| | Mai " | 10 956 | 1 269 | 7 555 | 9 855 | 78 | - | 924 | 30 637 | 25 848 | 61 379 | |
| | Juni " | 11 265 | 1 363 | 7 627 | 10 339 | 97 | - | 948 | 31 639 | 29 184 | 63 838 | |
| | Juli " | 11 485 | 1 462 | 7 690 | 10 648 | 101 | - | 1 011 | 32 397 | 30 653 | 59 306 | |
| | Aug. " | 11 217 | 1 509 | 7 763 | 10 795 | 131 | - | 987 | 32 402 | 32 157 | 60 430 | |
| | Sept. " | 11 193 | 1 515 | 7 753 | 10 976 | 134 | - | 1 050 | 32 621 | 34 739 | | |
| | Okt. " | 11 146 | 1 522 | 7 757 | 11 255 | 133 | - | 1 031 | 32 844 | | | |
| | Nov. " | | | | | | | | | | | |
| | Dez. " | | | | | | | | | | | |
| Koks bei Kokereien | 1950 | 90 | 27 | 42 | 173 | 23 | - | 77 | 432 | . | . | |
| | 1951 | 112 | 9 | 67 | 84 | 26 | - | 53 | 351 | . | . | |
| | 1952 | 110 | 18 | 101 | 187 | 52 | - | 63 | 531 | . | . | |
| | 1953 | 3 429 | 34 | 200 | 435 | 63 | - | 99 | 4 260 | . | . | |
| | 1954 | 1 984 | 19 | 127 | 375 | 58 | - | 82 | 2 645 | . | . | |
| | 1955 | 164 | 12 | 71 | 164 | 62 | - | 82 | 555 | . | . | |
| | 1956 | 178 | 20 | 87 | 175 | 50 | - | 68 | 578 | . | . | |
| | 1957 | 622 | 53 | 237 | 448 | 129 | - | 163 | 1 653 | . | . | |
| | 1958 | 5 316 | 51 | 276 | 708 | 321 | - | 342 | 7 015 | . | . | |
| | 1959 | | | | | | | | | | | |
| | Jan. 59 | 5 601 | 54 | 290 | 662 | 339 | - | 310 | 7 257 | . | . | |
| | Febr. " | 5 848 | 53 | 281 | 626 | 351 | - | 317 | 7 476 | . | . | |
| | März " | 6 101 | 56 | 318 | 678 | 383 | - | 350 | 7 885 | . | . | |
| | Apr. " | 5 929 | 41 | 297 | 707 | 361 | - | 366 | 7 700 | . | . | |
| | Mai " | 6 072 | 38 | 321 | 753 | 357 | - | 361 | 7 903 | . | . | |
| | Juni " | 6 153 | 26 | 288 | 705 | 345 | - | 349 | 7 866 | . | . | |
| | Juli " | 6 375 | 31 | 298 | 757 | 329 | - | 314 | 8 105 | . | . | |
| | Aug. " | 6 517 | 35 | 336 | 831 | 319 | - | 312 | 8 350 | . | . | |
| | Sept. " | 6 633 | 30 | 332 | 843 | 284 | - | 305 | 8 427 | . | . | |
| | Okt. " | 6 900 | 25 | 324 | 796 | 263 | - | 325 | 8 643 | . | . | |
| | Nov. " | | | | | | | | | | | |
| | Dez. " | | | | | | | | | | | |
| Eisenerze bei den Gruben | 1956 | 539 | - | 3 | 1 962 | 486 | 639 | - | 3 629 | . | . | |
| | 1957 | 841 | - | 2 | 2 983 | 551 | 501 | - | 4 878 | . | . | |
| | 1958 | 1 224 | - | 5 | 4 694 | 698 | 543 | - | 7 164 | . | . | |
| | 1959 | | | | | | | | | | | |
| | Jan. 59 | 1 298 | - | 7 | 4 985 | 679 | 510 | - | 7 479 | . | . | |
| | Febr. " | 1 391 | - | 8 | 5 207 | 677 | 527 | - | 7 810 | . | . | |
| | März " | 1 461 | - | 8 | 5 282 | 662 | 537 | - | 7 950 | . | . | |
| | April " | 1 529 | - | 9 | 5 670 | 674 | 554 | - | 8 436 | . | . | |
| | Mai " | 1 509 | - | 9 | 5 523 | 651 | 564 | - | 8 256 | . | . | |
| | Juni " | 1 525 | - | 9 | 5 564 | 658 | 565 | - | 8 321 | . | . | |
| | Juli " | 1 517 | - | 9 | 5 219 | 686 | 573 | - | 8 004 | . | . | |
| | Aug. " | 1 514 | - | 8 | 4 797 | 701 | 574 | - | 7 594 | . | . | |
| | Sept. " | 1 513 | - | 9 | 4 887 | 715 | 572 | - | 7 696 | . | . | |
| | Okt. " | 1 495 | - | | 5 084 | | 588 | - | 7 696 | . | . | |
| | Nov. " | 1 509 | - | | | | | - | | . | . | |
| | Dez. " | | | | | | | | | | | |
| Schrott bei den Hütten | 1956 | 863 | In Frankreich enthalten | 178 | 785 | 599 | 58 | 129 | 2 612 | 1 212 | 5 407 | |
| | 1957 | 1 153 | | 149 | 889 | 726 | 61 | 154 | 2 932 | 1 575 | 6 823 | |
| | 1958 | 1 211 | | 138 | 760 | 824 | 81 | 130 | 3 144 | 1 322 | 7 347 | |
| | 1959 | | | | | | | | | | | |
| | Jan. 59 | 1 186 | | 142 | 718 | 792 | 79 | 121 | 3 038 | . | . | |
| | Febr. " | 1 204 | | 147 | 745 | 753 | 79 | 124 | 3 052 | . | . | |
| | März " | 1 228 | | 149 | 779 | 739 | 77 | 129 | 3 101 | . | . | |
| | April " | 1 233 | | 149 | 800 | 727 | 73 | 130 | 3 112 | . | . | |
| | Mai " | 1 244 | | 153 | 782 | 702 | 69 | 135 | 3 085 | . | . | |
| | Juni " | 1 475 | | 135 | 730 | 674 | 66 | 132 | 3 212 | . | . | |
| | Juli " | 1 524 | In Bundesrepublik | 135 | 752 | 706 | 62 | 125 | 3 306 | . | . | |
| | Aug. " | 1 530 | | 141 | 750 | 777 | 62 | 129 | 3 389 | . | . | |
| | Sept. " | 1 573 | | 133 | 783 | 807 | 64 | 145 | 3 505 | . | . | |
| | Okt. " | 1 563 | | 134 | 783 | 785 | 56 | 147 | 3 468 | . | . | |
| | Nov. " | | | | | | | | | | | |
| | Dez. " | | | | | | | | | | | |
| Steinkohlen Briketts und Koks bei Verbrauchern in den Ländern der Montanunion insgesamt | Steinkohle und Steinkohlenbriketts | | | | | | | | K o k s | | | |
| | Verbrauchergruppen | | | | | | | | Verbrauchergruppen | | | |
| | | Kokereien (Steinkohle) | Brikettfabriken (Steink.) | Eisenbahnen | Elektrizitätswerke | Gaswerke | Eisenindustrie | Übrige Industrie a) | Insgesamt | Eisenindustrie | Übrige Industrie a) | Zusammen |
| | 1953 | 1 311 | 439 | 1 484 | 2 393 | 1 167 | 312 | 3 666 | 10 772 | 962 | 930 | 1 892 |
| | 1954 | 1 381 | 346 | 1 300 | 2 770 | 1 068 | 301 | 3 350 | 10 516 | 868 | 980 | 1 848 |
| | 1955 | 1 798 | 318 | 1 036 | 3 092 | 1 055 | 347 | 4 332 | 11 978 | 971 | 1 159 | 2 130 |
| | 1956 | 2 155 | 231 | 1 203 | 4 758 | 1 170 | 408 | 5 116 | 15 041 | 1 226 | 1 447 | 2 673 |
| | 1957 | 2 678 | 482 | 1 879 | 6 734 | 1 966 | 423 | 5 646 | 19 808 | 1 976 | 1 553 | 3 529 |
| | 1958 | 2 401 | 514 | 1 945 | 8 612 | 1 603 | 350 | 4 838 | 20 263 | 2 987 | 1 188 | 4 175 |
| | März 58 | 2 942 | 555 | 2 073 | 7 241 | 2 012 | 394 | 5 353 | 20 570 | 2 166 | 1 335 | 3 501 |
| | Juni " | 2 641 | 443 | 2 255 | 8 622 | 1 769 | 362 | 5 486 | 21 578 | 2 856 | 1 336 | 4 192 |
| | Sept. " | 2 516 | 514 | 2 288 | 9 206 | 1 819 | 314 | 5 831 | 22 488 | 2 923 | 1 521 | 4 444 |
| | Dez. " | 2 401 | 514 | 1 945 | 8 612 | 1 603 | 350 | 4 838 | 20 263 | 2 987 | 1 188 | 4 175 |
| | März 59 | 2 486 | 440 | 1 701 | 8 593 | 1 423 | 346 | 4 366 | 19 355 | 3 165 | 1 058 | 4 223 |
| | Juni " | 2 651 | 380 | 1 599 | 8 802 | 1 310 | 304 | 4 498 | 19 544 | 2 720 | 1 096 | 3 816 |

1) Ohne Einsatzkohle bei den Zechenkokereien 2) Nur Sülcis

a) Ohne Belgien

Belegschaft und Leistung

| Jahres- bzw. Monatsende | Montan-Union-Länder | | | | | | | | Vergleichsländer | |
|----------------------------|---------------------------------|----------|------------|---------|---------|-----------|-------------|--------------|------------------|-------|
| | Bundesrepublik ohne Saarland | Saarland | Frankreich | Belgien | Italien | Luxemburg | Niederlande | MONTAN-UNION | Großbritannien | U S A |

Beschäftigte im Steinkohlen-Bergbau insgesamt in 1000

| | | | | | | | | | | |
|---------|-------|------|-------|-------|-----|---|------|---------|--|--|
| 1956 | 534,9 | 63,5 | 238,2 | 149,8 | 6,7 | - | 61,3 | 1 054,6 | | |
| 1957 | 542,4 | 65,0 | 239,6 | 159,9 | 6,2 | - | 62,9 | 1 076,0 | | |
| 1958 | 522,6 | 62,9 | 235,7 | 146,9 | 4,2 | - | 63,5 | 1 035,8 | | |
| Juni 58 | 537,4 | 64,0 | 236,2 | 153,1 | 6,2 | - | 63,4 | 1 060,3 | | |
| Sept. " | 529,6 | 63,4 | 235,3 | 148,9 | 4,6 | - | 63,7 | 1 045,5 | | |
| Dez. " | 522,6 | 62,9 | 235,7 | 146,9 | 4,2 | - | 63,5 | 1 035,8 | | |
| März 59 | 510,7 | 62,5 | 234,4 | 143,7 | 4,2 | - | 62,9 | 1 018,4 | | |
| Juni " | 501,6 | 62,0 | 232,1 | 137,3 | 4,2 | - | 62,1 | 999,3 | | |
| Sept. " | 482,4 | 60,8 | 229,3 | 131,0 | - | - | 61,7 | | | |
| Dez. " | | | | | | | | | | |

Arbeiter a) insgesamt b) unter Tage in 1000

| | a | b | a | b | a | b | a | b | a | b | a | b | a | b | a | b | a | b | a | b |
|---------|-------|-------|------|------|-------|-------|-------|-------|------|-----|---|---|------|------|--------|-------|-------|-------|-------|-------|
| 1951 | 455,1 | 315,3 | 59,1 | 38,4 | 254,2 | 168,0 | 162,7 | 119,9 | 9,8 | 6,9 | - | - | 50,7 | 29,2 | 991,6 | 677,7 | 698,6 | 540,0 | 443,0 | 330,0 |
| 1952 | 473,6 | 328,2 | 60,2 | 38,3 | 247,4 | 164,3 | 161,5 | 119,7 | 10,3 | 7,2 | - | - | 54,1 | 30,5 | 1007,1 | 688,2 | 715,8 | 554,6 | 401,2 | 302,0 |
| 1953 | 486,5 | 337,2 | 59,0 | 37,8 | 234,3 | 154,5 | 146,3 | 107,4 | 10,0 | 7,3 | - | - | 54,3 | 30,0 | 990,4 | 674,2 | 716,9 | 560,7 | 349,8 | 262,0 |
| 1954 | 479,5 | 329,8 | 58,3 | 37,6 | 226,0 | 148,7 | 139,1 | 101,9 | 8,5 | 6,7 | - | - | 55,5 | 30,7 | 966,9 | 655,4 | 707,3 | 558,0 | 271,4 | 201,3 |
| 1955 | 479,0 | 329,2 | 57,5 | 37,0 | 215,1 | 140,9 | 142,8 | 106,8 | 6,5 | 4,9 | - | - | 54,5 | 30,4 | 955,4 | 649,2 | 704,1 | 557,0 | 256,4 | 178,3 |
| 1956 | 489,6 | 338,4 | 57,3 | 36,9 | 211,7 | 139,5 | 135,2 | 99,7 | 6,0 | 4,6 | - | - | 54,8 | 30,8 | 954,6 | 649,9 | 703,4 | 559,1 | 245,0 | 165,0 |
| 1957 | 495,1 | 343,7 | 58,5 | 38,0 | 213,0 | 142,2 | 145,0 | 109,4 | 5,5 | 4,2 | - | - | 55,9 | 31,5 | 973,0 | 669,0 | 710,3 | 566,0 | 243,2 | . |
| 1958 | 473,9 | 326,6 | 56,5 | 38,4 | 209,3 | 140,4 | 132,4 | 98,3 | 3,7 | 2,7 | - | - | 56,2 | 31,1 | 932,0 | 637,3 | 698,1 | 560,0 | . | . |
| Juni 58 | 489,0 | 336,3 | 57,7 | 38,0 | 209,7 | 140,1 | 138,1 | 103,0 | 5,5 | 4,2 | - | - | 56,2 | 31,5 | 956,2 | 653,1 | 696,5 | 560,0 | . | . |
| Sept. " | 481,2 | 330,4 | 57,1 | 38,3 | 208,7 | 139,5 | 134,2 | 99,4 | 3,9 | 2,7 | - | - | 56,4 | 31,1 | 941,5 | 641,4 | 691,9 | 555,0 | . | . |
| Dez. " | 473,9 | 326,6 | 56,5 | 38,4 | 209,3 | 141,1 | 132,4 | 98,4 | 3,7 | 2,7 | - | - | 56,2 | 31,1 | 932,0 | 637,3 | 687,4 | 552,0 | . | . |
| März 59 | 462,4 | 319,7 | 56,0 | 38,3 | 207,9 | 139,6 | 129,4 | 95,7 | 3,7 | 2,7 | - | - | 55,5 | 30,7 | 914,9 | 626,7 | . | 545,0 | . | . |
| Juni " | 453,2 | 310,1 | 55,6 | 37,8 | 205,8 | 138,0 | 123,3 | 91,0 | 3,6 | 2,6 | - | - | 54,8 | 30,1 | 896,3 | 609,6 | . | . | . | . |
| Sept. " | 434,4 | 295,3 | 54,4 | 37,2 | 203,0 | 135,6 | 117,5 | 86,3 | - | - | - | - | 54,3 | 29,7 | . | . | . | . | . | . |
| Dez. " | | | | | | | | | | | | | | | | | | | | |

Arbeiter im Eisenerz-Bergbau a) insgesamt b) unter Tage in 1000

| | | | | | | | | | | | | | | | | | | | | |
|---------|------|------|---|---|------|------|-----|-----|-----|-----|-----|-----|---|---|------|------|-----|---|---|---|
| 1951 | 18,3 | 11,8 | - | - | 27,3 | 19,3 | 0,1 | 0,0 | 3,1 | 1,4 | 2,1 | 0,8 | - | - | 50,8 | 33,2 | 4,9 | . | . | . |
| 1952 | 20,4 | 13,4 | - | - | 28,6 | 20,3 | 0,1 | 0,1 | 2,3 | 1,1 | 3,1 | 1,3 | - | - | 54,5 | 36,2 | 5,1 | . | . | . |
| 1953 | 20,4 | 13,1 | - | - | 28,4 | 20,0 | 0,1 | 0,0 | 2,3 | 1,2 | 2,5 | 1,3 | - | - | 53,6 | 35,6 | 5,0 | . | . | . |
| 1954 | 18,6 | 12,0 | - | - | 24,9 | 18,8 | 0,1 | 0,1 | 2,7 | 1,0 | 2,4 | 1,1 | - | - | 48,7 | 33,0 | 4,3 | . | . | . |
| 1955 | 18,8 | 12,4 | - | - | 24,7 | 18,5 | 0,1 | 0,1 | 4,0 | 1,5 | 2,5 | 1,2 | - | - | 49,9 | 33,7 | 4,6 | . | . | . |
| 1956 | 19,8 | 13,2 | - | - | 24,4 | 18,2 | 0,1 | 0,0 | 3,8 | 1,4 | 2,5 | 1,2 | - | - | 50,4 | 34,0 | 4,6 | . | . | . |
| 1957 | 20,9 | 14,4 | - | - | 24,6 | 18,3 | 0,1 | 0,1 | 3,6 | 1,3 | 2,4 | 1,1 | - | - | 51,5 | 35,1 | 4,1 | . | . | . |
| 1958 | 19,4 | 13,2 | - | - | 24,2 | 17,9 | 0,1 | 0,1 | 3,0 | 1,1 | 2,2 | 1,1 | - | - | 49,0 | 33,4 | 4,1 | . | . | . |
| Juni 58 | 20,4 | | - | - | 24,4 | | . | . | 3,3 | | 2,3 | | - | - | 50,3 | 34,2 | 4,1 | . | . | . |
| Sept. " | 19,8 | | - | - | 24,4 | | . | . | 3,0 | | 2,2 | | - | - | 49,5 | 33,8 | 4,1 | . | . | . |
| Dez. " | 19,4 | | - | - | 24,2 | | . | . | 3,0 | | 2,2 | | - | - | 48,8 | 33,3 | 4,1 | . | . | . |
| März 59 | 18,8 | | - | - | 23,9 | | . | . | 2,9 | | 2,2 | | - | - | 47,8 | 32,6 | 4,0 | . | . | . |
| Juni " | 18,2 | | - | - | 23,8 | | . | . | 2,8 | | 2,1 | | - | - | 47,1 | 31,9 | . | . | . | . |
| Sept. " | | | | | | | | | | | | | | | | | | | | |
| Dez. " | | | | | | | | | | | | | | | | | | | | |

Arbeiter in der Eisen schaffenden Industrie

| | | | | | | | | | | |
|---------|---------|--------|---------|--------|--------|--------|-------|---------|------------|---------|
| 1952 | 142 900 | 27 031 | 136 668 | 49 747 | 51 115 | 16 481 | 6 673 | 430 615 | a) 280 472 | 519 265 |
| 1953 | 140 000 | 25 600 | 126 300 | 45 336 | 48 751 | 16 264 | 6 737 | 408 988 | 279 830 | 544 325 |
| 1954 | 143 681 | 25 577 | 118 102 | 47 006 | 51 857 | 16 962 | 6 716 | 409 901 | 275 420 | 478 030 |
| 1955 | 152 518 | 26 151 | 122 355 | 49 401 | 54 002 | 17 497 | 6 984 | 428 888 | 280 640 | 519 141 |
| 1956 | 158 387 | 26 959 | 125 942 | 52 213 | 55 318 | 18 265 | 7 250 | 444 334 | 286 010 | 509 231 |
| 1957 | 175 682 | 27 541 | 127 963 | 52 538 | 54 929 | 18 787 | 7 587 | 465 027 | 296 810 | 508 434 |
| 1958 | 166 647 | 27 739 | 126 360 | 51 341 | 51 083 | 18 555 | 7 964 | 449 989 | 291 070 | 411 565 |
| Juni 58 | 173 842 | 27 564 | 126 890 | 51 337 | 53 531 | 18 551 | 7 776 | 459 491 | 291 070 | 404 952 |
| Sept. " | 169 836 | 27 672 | 126 713 | 51 459 | 52 310 | 18 698 | 7 918 | 454 606 | 279 580 | . |
| Dez. " | 166 647 | 27 739 | 126 360 | 51 341 | 51 083 | 18 555 | 7 964 | 449 989 | 279 430 | . |
| März 59 | 165 421 | 28 004 | 124 415 | 51 314 | 50 165 | 18 891 | 7 976 | 446 186 | . | . |
| Juni " | 170 936 | | 124 720 | 52 020 | 50 360 | 19 000 | 8 319 | . | . | . |
| Sept. " | 174 265 | | 126 342 | 52 970 | | 19 170 | | . | . | . |
| Dez. " | | | | | | | | . | . | . |

Schichtleistung im Steinkohlen-Bergbau je Mann unter Tage in kg

| | | | | | | | | | | |
|---------|-------|-------|-------|-------|-------|---|-------|-------|-------|----------|
| 1951 | 1 457 | 1 617 | 1 298 | 1 060 | . | - | 1 729 | 1 372 | . | b) 5 516 |
| 1952 | 1 475 | 1 623 | 1 353 | 1 051 | . | - | 1 609 | 1 389 | 1 607 | 5 779 |
| 1953 | 1 458 | 1 676 | 1 416 | 1 068 | 609 | - | 1 567 | 1 393 | 1 630 | 6 359 |
| 1954 | 1 492 | 1 744 | 1 504 | 1 099 | 636 | - | 1 496 | 1 438 | 1 614 | 7 249 |
| 1955 | 1 544 | 1 810 | 1 583 | 1 148 | 867 | - | 1 486 | 1 497 | 1 602 | 7 512 |
| 1956 | 1 564 | 1 819 | 1 645 | 1 160 | 949 | - | 1 496 | 1 525 | 1 601 | 7 820 |
| 1957 | 1 585 | 1 800 | 1 682 | 1 150 | 957 | - | 1 499 | 1 541 | 1 598 | . |
| 1958 | 1 642 | 1 797 | 1 680 | 1 152 | 1 039 | - | 1 521 | 1 577 | 1 636 | . |
| Okt. 58 | 1 654 | 1 764 | 1 676 | 1 174 | 1 140 | - | 1 526 | 1 588 | 1 678 | . |
| Nov. " | 1 656 | 1 778 | 1 677 | 1 181 | 1 234 | - | 1 524 | 1 597 | 1 702 | . |
| Dez. " | 1 668 | 1 755 | 1 646 | 1 190 | 1 144 | - | 1 523 | 1 586 | 1 701 | . |
| Jan. 59 | 1 705 | 1 764 | 1 680 | 1 177 | 1 057 | - | 1 590 | 1 623 | 1 702 | . |
| Febr. " | 1 736 | 1 809 | 1 710 | 1 206 | 1 114 | - | 1 623 | 1 665 | 1 754 | . |
| März " | 1 747 | 1 804 | 1 706 | 1 212 | 1 175 | - | 1 582 | 1 655 | 1 729 | . |
| Apr. " | 1 742 | 1 818 | 1 744 | 1 229 | 1 207 | - | 1 597 | 1 668 | 1 731 | . |
| Mai " | 1 870 | 1 820 | 1 715 | 1 261 | 1 099 | - | 1 540 | 1 722 | 1 703 | . |
| Juni " | 1 885 | 1 853 | 1 725 | 1 260 | 1 185 | - | 1 528 | 1 734 | . | . |
| Juli " | 1 890 | 1 822 | 1 702 | 1 262 | 1 140 | - | 1 571 | 1 743 | . | . |
| Aug. " | 1 904 | 1 828 | 1 650 | 1 260 | 1 285 | - | 1 633 | 1 735 | . | . |
| Sept. " | 1 915 | 1 853 | 1 727 | 1 287 | 1 211 | - | 1 634 | 1 761 | . | . |

a) Einschl. Röhrenwerke. b) Leistung der Arbeiter insgesamt bei Tiefbauzechen.

Allgemeine Wirtschaftszahlen

| | Jahr Monat | Maß- einheit | Montan-Union-Länder | | | | | | | | Vergleichsländer | | | | | | | | | | | | | | | | | | | | | | | | | |
|---|----------------------------------|-------------------------------|--------------------------------------|---------------------------------|--|--|--|--|---|--------------|----------------------------------|--------------------------------------|---------------------------------|------|------|------|-------|------|------|------|------|------|------|------|----------------------------|-------|------|--|--|--|--|--|--|--|--|--|
| | | | Bundesrepublik ohne Saarland | Saarland | Belgien | Frankreich | Italien | Luxemburg | Niederlande | MONTAN-UNION | Großbritannien | U S A | | | | | | | | | | | | | | | | | | | | | | | | |
| Einwohnerzahl | 1954 JM | 1000 | 48 706 | 983 | 8 819 | 42 951 | 47 797 | 306 | 10 615 | 160 177 | 50 785 | 162 576 | | | | | | | | | | | | | | | | | | | | | | | | |
| | 1955 " | " | 49 185 | 992 | 8 868 | 43 279 | 48 063 | 309 | 10 751 | 161 447 | 50 968 | 165 429 | | | | | | | | | | | | | | | | | | | | | | | | |
| | 1956 " | " | 49 785 | 1 000 | 8 924 | 43 648 | 48 279 | 312 | 10 889 | 162 837 | 51 208 | 168 337 | | | | | | | | | | | | | | | | | | | | | | | | |
| | 1957 " | " | 50 457 | 1 013 | 8 989 | 44 091 | 48 483 | 316 | 11 021 | 164 370 | 51 455 | 171 360 | | | | | | | | | | | | | | | | | | | | | | | | |
| | 1958 " | " | 51 119 | 1 031 | 9 053 | 44 500 | 48 635 | 320 | 11 173 | 165 831 | 51 681 | 174 231 | | | | | | | | | | | | | | | | | | | | | | | | |
| Erwerbstätige | 1954 JM | Mill. | 24,3 | 0,4 | 3,5 | 21,7 | 21,2 | 0,1 | 4,2 | 75,4 | 23,7 | 67,0 | | | | | | | | | | | | | | | | | | | | | | | | |
| | 1956 " | " | 25,2 | 0,4 | 3,6 | 19,6 | 21,5 | 0,1 | 4,4 | 74,8 | 24,1 | 70,0 | | | | | | | | | | | | | | | | | | | | | | | | |
| | 1957 " | " | 25,2 | 0,4 | 3,6 | 19,5 | 20,1 | 0,1 | 4,2 | 73,1 | 24,1 | 70,4 | | | | | | | | | | | | | | | | | | | | | | | | |
| | 1958 " | " | 25,5 | 0,4 | 3,5 | 19,5 | 20,8 | 0,1 | 4,3 | 74,2 | 24,2 | 71,3 | | | | | | | | | | | | | | | | | | | | | | | | |
| Arbeitslose | 1954 JM | 1000 | 1 221 | 7,1 | 224,8 | 183,3 | 1 959 | . | 60,2 | . | 317,8 | 3 578 | | | | | | | | | | | | | | | | | | | | | | | | |
| | 1955 " | " | 928 | 7,0 | 172,4 | 158,6 | 1 913 | . | 41,4 | . | 264,5 | 2 904 | | | | | | | | | | | | | | | | | | | | | | | | |
| | 1956 " | " | 761 | 5,8 | 144,8 | 110,3 | 1 937 | . | 30,3 | . | 287,1 | 2 822 | | | | | | | | | | | | | | | | | | | | | | | | |
| | 1957 " | " | 662 | 5,2 | 116,8 | 80,3 | 1 757 | . | 41,4 | . | 347,2 | 2 936 | | | | | | | | | | | | | | | | | | | | | | | | |
| | 1958 " | " | 671 | 5,6 | 181,4 | 95,0 | 1 755 | . | 81,5 | . | 500,9 | 4 681 | | | | | | | | | | | | | | | | | | | | | | | | |
| | Marz 59 | 1000 | 588 | 5,2 | 235,8 | 161,3 | 1 833 | . | 71,4 | . | 591,3 | 4 362 | | | | | | | | | | | | | | | | | | | | | | | | |
| | Juni " | " | 255 | | 165,5 | 117,0 | 1 571 | . | 45,8 | . | 449,5 | 3 982 | | | | | | | | | | | | | | | | | | | | | | | | |
| Bodenfläche | 1958 | 1000 qkm | 245,4 | 2,6 | 30,5 | 551,2 | 301,2 | 2,6 | 32,5 | 1165,9 | 244,0 | 7 828,0 | | | | | | | | | | | | | | | | | | | | | | | | |
| Einwohner je qkm | 1954 | Anzahl | 202 | 383 | 289 | 78 | 158 | 118 | 327 | 137 | 208 | 21 | | | | | | | | | | | | | | | | | | | | | | | | |
| | 1955 " | " | 204 | 386 | 291 | 79 | 159 | 119 | 331 | 138 | 210 | 21 | | | | | | | | | | | | | | | | | | | | | | | | |
| | 1956 " | " | 205 | 388 | 293 | 79 | 160 | 121 | 336 | 140 | 211 | 21 | | | | | | | | | | | | | | | | | | | | | | | | |
| | 1957 " | " | 206 | 390 | 295 | 80 | 161 | 122 | 340 | 141 | 212 | 22 | | | | | | | | | | | | | | | | | | | | | | | | |
| | 1958 " | " | 208 | 397 | 297 | 81 | 161 | 123 | 344 | 142 | 212 | 22 | | | | | | | | | | | | | | | | | | | | | | | | |
| Genutzte Fläche Landwirtsch. Forstwirtsch. | 1952/55 | 1000 qkm | 142,29 | 1,37 | 17,50 | 391,31 | 208,49 | 1,41 | 23,19 | 785,56 | 194,32 | 5 337,70 | | | | | | | | | | | | | | | | | | | | | | | | |
| | 1946/53 | qkm | 67,32 | 0,82 | 6,01 | 114,07 | 57,61 | 0,81 | 2,50 | 249,14 | 15,61 | 2 525,30 | | | | | | | | | | | | | | | | | | | | | | | | |
| Brutto- Sozialprodukt zu Marktpreisen 2) 3) | 1954 | In Mrd. Landes- währung | 153,95 175,60 193,40 209,60 | In Frank- reich enthalten | bfrs 450,9 477,1 513,3 537,4 | ffrs 15 710 16 950 18 520 20 450 | Lire 12 470 13 640 14 630 15 630 | lfrs 16,98 18,45 20,30 21,94 | hfl 27,17 29,92 32,17 35,04 | . | 18,00 19,15 20,74 21,92 | 368,60 403,20 425,10 446,80 | | | | | | | | | | | | | | | | | | | | | | | | |
| | 1955 | " | 158 | In Frank- reich enthalten | 126 133 143 150 | 160 173 189 208 | 144 157 169 180 | 136 148 163 176 | 143 157 169 184 | . | 136 144 156 165 | 128 140 148 155 | | | | | | | | | | | | | | | | | | | | | | | | |
| | 1956 | " | 117,03 | In Frank- reich enthalten | 347,40 368,50 391,40 413,50 | ffrs 11 850 12 970 14 230 15 680 | Lire 9 881 10 789 11 469 12 231 | lfrs 13,36 14,67 15,63 16,87 | hfl 21,71 24,30 26,20 28,88 | . | 14,48 15,40 16,62 17,54 | 301,8 330,2 349,4 364,0 | | | | | | | | | | | | | | | | | | | | | | | | |
| | 1957 | " | 110 | siehe Frank- reich | 111 114 118 119 | 129 130 137 157 | 120 123 132 138 | 111 111 116 117 | 115 116 131 134 | . | 125 131 143 147 | 112 111 113 117 | | | | | | | | | | | | | | | | | | | | | | | | |
| | 1958 | " | 119 | | 120 121 | 166 165 | 137 137 | 117 117 | 133 133 | . | 148 147 | 120 121 | | | | | | | | | | | | | | | | | | | | | | | | |
| Volkseinkommen | 1954 JM | 1950=100 | 108 | . | 111 | 129 | 120 | 111 | 115 | . | 125 | 112 | | | | | | | | | | | | | | | | | | | | | | | | |
| | 1955 " | " | 110 | . | 111 | 130 | 123 | 111 | 116 | . | 131 | 111 | | | | | | | | | | | | | | | | | | | | | | | | |
| | 1956 " | " | 113 | . | 114 | 133 | 129 | 111 | 119 | . | 137 | 113 | | | | | | | | | | | | | | | | | | | | | | | | |
| | 1957 " | " | 115 | . | 118 | 137 | 132 | 116 | 131 | . | 143 | 117 | | | | | | | | | | | | | | | | | | | | | | | | |
| | 1958 " | " | 119 | . | 119 | 157 | 138 | 117 | 134 | . | 147 | 120 | | | | | | | | | | | | | | | | | | | | | | | | |
| Investitionen | Marz 59 | 1950=100 | 119 | . | 120 | 166 | 137 | 117 | 133 | . | 148 | 120 | | | | | | | | | | | | | | | | | | | | | | | | |
| | Juni " | " | 120 | . | 121 | 165 | 137 | 117 | 133 | . | 147 | 121 | | | | | | | | | | | | | | | | | | | | | | | | |
| | Sept. " | " | | . | | | | | | . | | | | | | | | | | | | | | | | | | | | | | | | | | |
| | Dez. " | " | | . | | | | | | . | | | | | | | | | | | | | | | | | | | | | | | | | | |
| | 1954 JM | DM | 33,93 | In Frank- reich enthalten | 71,30 74,70 88,80 91,60 | ffrs 2 611 3 006 3 466 3 939 | Lire 2 489 2 940 3 151 3 456 | lfrs 4,20 4,59 4,38 5,53 | hfl 6,73 6,96 8,43 9,69 | . | 2,62 3,13 3,33 | . 72,22 76,69 | | | | | | | | | | | | | | | | | | | | | | | | |
| Produktionsindex a) Ges. Industrie | 1954 | 1950=100 | 155 | . | 113 | 123 | 139 | 115 | 125 | . | 115 | 112 | | | | | | | | | | | | | | | | | | | | | | | | |
| | 1955 " | " | 178 | . | 124 | 134 | 152 | 130 | 134 | . | 122 | 124 | | | | | | | | | | | | | | | | | | | | | | | | |
| | 1956 " | " | 192 | . | 132 | 149 | 163 | 139 | 139 | . | 120 | 128 | | | | | | | | | | | | | | | | | | | | | | | | |
| | 1957 " | " | 204 | . | 131 | 162 | 176 | 141 | 143 | . | 123 | 128 | | | | | | | | | | | | | | | | | | | | | | | | |
| | 1958 " | " | 210 | . | 123 | 169 | 180 | 135 | 143 | . | 122 | 120 | | | | | | | | | | | | | | | | | | | | | | | | |
| | Marz 59 | 1950=100 | 217 | . | 124 | 176 | 193 | 138 | 154 | . | 125 | 133 | | | | | | | | | | | | | | | | | | | | | | | | |
| | Juni " | " | 224 | . | | 188 | 195 | 139 | 168 | . | | 138 | | | | | | | | | | | | | | | | | | | | | | | | |
| b) Eisen schaffende Industrie | 1954 | 1950=100 | 141 | . | 127 | 121 | 178 | . | 199 | . | 114 | 92 | | | | | | | | | | | | | | | | | | | | | | | | |
| | 1955 " | " | 177 | . | 151 | 146 | 227 | . | 235 | . | 123 | 121 | | | | | | | | | | | | | | | | | | | | | | | | |
| | 1956 " | " | 193 | . | 163 | 154 | 251 | . | 224 | . | 125 | 118 | | | | | | | | | | | | | | | | | | | | | | | | |
| | 1957 " | " | 202 | . | 156 | 164 | 285 | . | 246 | . | 129 | 114 | | | | | | | | | | | | | | | | | | | | | | | | |
| | 1958 " | " | 184 | . | | | | | | . | | | | | | | | | | | | | | | | | | | | | | | | | | |
| c) Investitionsgüter- Industrie | 1954 | 1950=100 | 181 | . | 116 | 130 | 130 | . | 147 | . | 120 | 129 | | | | | | | | | | | | | | | | | | | | | | | | |
| | 1955 " | " | 223 | . | 136 | 148 | 143 | . | 164 | . | 133 | 142 | | | | | | | | | | | | | | | | | | | | | | | | |
| | 1956 " | " | 243 | . | 146 | 173 | 148 | . | 171 | . | 128 | 148 | | | | | | | | | | | | | | | | | | | | | | | | |
| | 1957 " | " | 253 | . | 146 | 189 | 164 | . | 168 | . | 131 | 151 | | | | | | | | | | | | | | | | | | | | | | | | |
| | 1958 " | " | 271 | . | | | | | | . | | | | | | | | | | | | | | | | | | | | | | | | | | |
| Stromerzeugung | 1954 | In Mrd. kWh | 10,84 | 37,68 | 0 | 1,94 | 0,17 | 10,17 | 24,26 | 21,31 | 29,22 | 6,36 | | | | | | | | | | | | | | | | | | | | | | | | |
| | 1955 " | " | 12,00 | 64,54 | 0 | 2,32 | 0,13 | 10,82 | 25,54 | 24,09 | 30,80 | 7,32 | | | | | | | | | | | | | | | | | | | | | | | | |
| | 1956 " | " | 12,96 | 72,11 | 0 | 2,75 | 0,19 | 11,66 | 27,84 | 27,99 | 31,32 | 9,27 | | | | | | | | | | | | | | | | | | | | | | | | |
| | 1957 " | " | 12,30 | 79,48 | 0 | 2,88 | 0,17 | 12,44 | 28,83 | 32,60 | 31,87 | 10,84 | | | | | | | | | | | | | | | | | | | | | | | | |
| | 1958 " | " | 14,21 | 94,21 | 0 | 2,98 | 0,12 | 12,52 | 29,61 | 34,60 | 34,44 | 10,84 | | | | | | | | | | | | | | | | | | | | | | | | |
| Gaserzeugung | 1954 | Mill. kWh | 16 493 | 2 563 | 1 516 | 2 755 | 2 733 | 1 084 | 1 063 | 20 | 2 460 | 49 | | | | | | | | | | | | | | | | | | | | | | | | |
| | 1955 " | " | 18 802 | 2 819 | 1 641 | 2 952 | 2 729 | 1 150 | 985 | 21 | 2 706 | 49 | | | | | | | | | | | | | | | | | | | | | | | | |
| | 1956 " | " | 20 115 | 3 094 | 1 761 | 3 202 | 2 894 | 1 341 | 918 | 22 | 2 926 | 49 | | | | | | | | | | | | | | | | | | | | | | | | |
| | 1957 " | " | 20 091 | 3 116 | 1 897 | 3 140 | 2 892 | 1 498 | 866 | 22 | 2 939 | 45 | | | | | | | | | | | | | | | | | | | | | | | | |
| | 1958 " | " | 19 440 | 3 048 | 1 776 | | | | | 23 | | | | | | | | | | | | | | | | | | | | | | | | | | |
| Außenhandel | 1954 | Mill. \$ | 4 571 | 5 248 | In Frank- reich ent- halten | 2 933 | 2 300 | 4 221 | 4 181 | 2 439 | 1 698 | In Belgien enthalten | | | | | | | | | | | | | | | | | | | | | | | | |
| | 1955 " | " | 5 793 | 6 135 | | 2 830 | 2 776 | 4 739 | 4 912 | 2 711 | 1 897 | | | | | | | | | | | | | | | | | | | | | | | | | |
| | 1956 " | " | 6 617 | 7 398 | | 3 273 | 3 162 | 5 558 | 4 541 | 3 175 | 2 145 | | | | | | | | | | | | | | | | | | | | | | | | | |
| | 1957 " | " | 7 499 | 8 575 | | 3 432 | 3 186 | 6 110 | 5 065 | 3 674 | 2 590 | | | | | | | | | | | | | | | | | | | | | | | | | |
| | 1958 " | " | 7 360 | 8 803 | | 3 129 | 3 046 | 5 605 | 5 122 | 3 169 | 2 536 | | | | | | | | | | | | | | | | | | | | | | | | | |
| Welthandel- Rohstoffpreise | Moody's-Index (31.12.1931 = 100) | | | | | | | | | | | | Reuters-Index (18.9.1931 = 100) | | | | | | | | | | | | Schulze-Index (1926 = 100) | | | | | | | | | | | |
| | Jahresdurchschnitte 1955 | | | | | | | | | | | | Jahresdurchschnitte 1955 | | | | | | | | | | | | Jahresdurchschnitte 1955 | | | | | | | | | | | |
| | 1954 | 1955 | 1956 | 1957 | 1958 | März | Juni | Sept. | Dez. | 1954 | 1955 | 1956 | 1957 | 1958 | März | Juni | Sept. | Dez. | 1954 | 1955 | 1956 | 1957 | 1958 | März | Juni | Sept. | Dez. | | | | | | | | | |
| 422 | 404 | 419 | 411 | 396 | 389 | 389 | 382 | | 488 | 494 | 485 | 460 | 415 | 408 | 413 | 422 | | 297 | 260 | 265 | 261 | 247 | 249 | 253 | 254 | | | | | | | | | | | |