

Seychelles

Statistical Country Profile



Edition 01/2024

Publication date: 31 Januar 2024

Contact us:

www.destatis.de/contact

Phone: +49 611 75 2405

© Federal Statistical Office of Germany (Destatis), 2024

Reproduction and distribution, also of parts, are permitted, provided that the source is mentioned.

Contents

| | |
|---|----|
| General information | 3 |
| Economy and finance | 3 |
| Population | 5 |
| Health | 6 |
| Education | 6 |
| Labour force | 6 |
| Living conditions | 8 |
| Production | 8 |
| Agriculture and forestry | 8 |
| Foreign trade | 9 |
| Transport | 11 |
| Environment and energy | 11 |
| Science, research, technology | 12 |
| Sources | 12 |



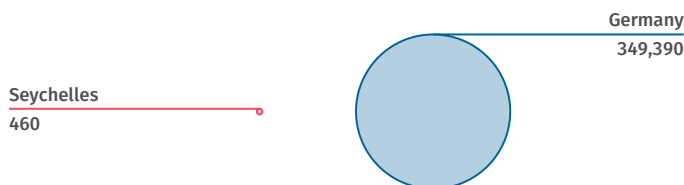
General information

Capital city
Victoria

Official language
**Seychellois Creole, English,
French**

Currency
Seychellois Rupee

Land area in relation to Germany
km²



Source: WB-WDI



Economy and finance

Gross domestic product
(GDP), total
bn US\$

1.977

(2022)

Source: IMF-WEO

GDP,
real change
% since 2000

+125

(2022)

Source: IMF-WEO*

GDP
per capita
US\$

19,983

(2022)

Source: IMF-WEO

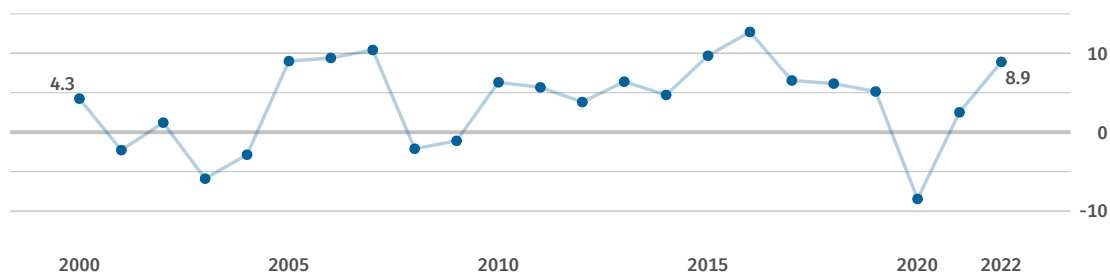
GDP
per capita
internat. US\$

39,079

(2022)

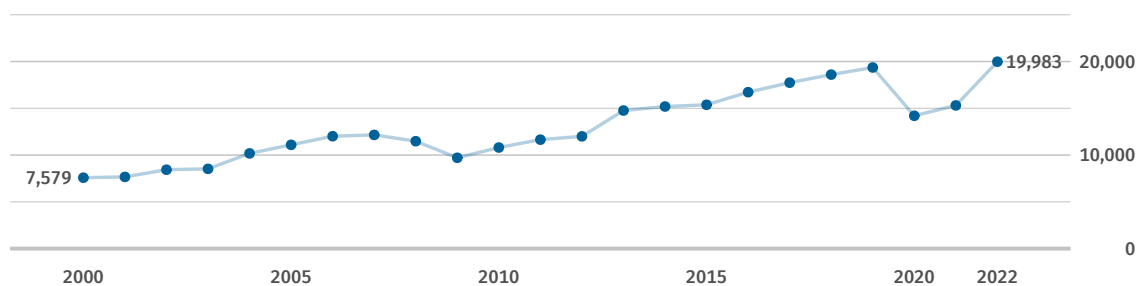
Source: IMF-WEO

Gross domestic product, real change
% on previous year



Source: IMF-WEO

Gross domestic product per capita
US\$



Source: IMF-WEO

Inflation rate
(change of consumer
price index)
% on previous year

+8.3

(2020)

Source: IMF-IFS

General government
gross debt

% of GDP

61.5

(2022)

Source: IMF-WEO

General government
net lending / borrowing

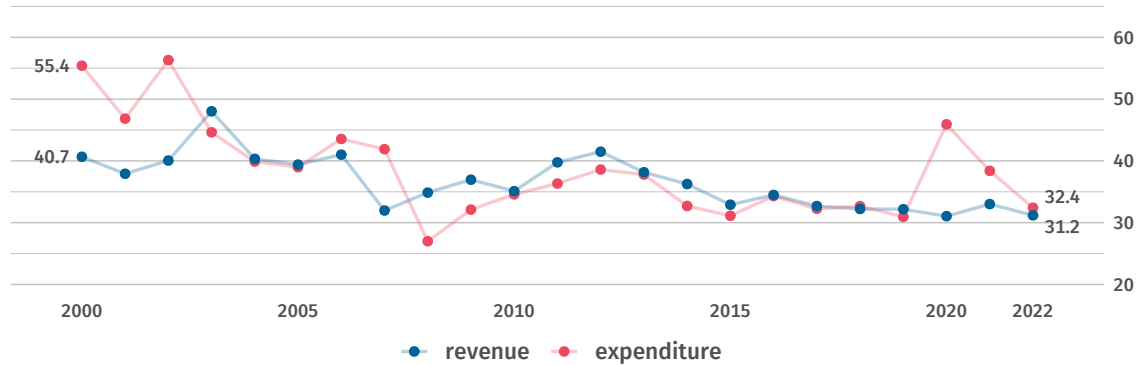
% of GDP

-1.2

(2022)

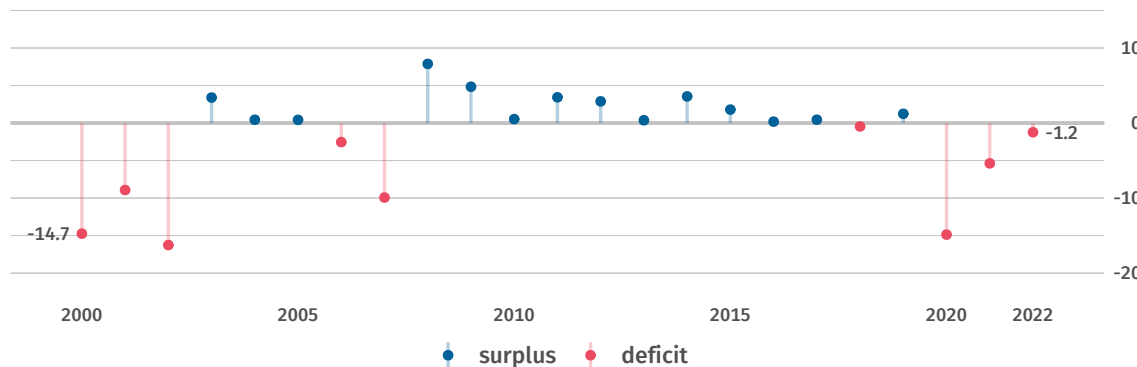
Source: IMF-WEO

General government revenue and expenditure % of GDP



Source: IMF-WEO

General government net lending / borrowing % of GDP



Source: IMF-WEO

Foreign direct
investment (FDI):
inward stocks

bn US\$

2.955

(2022)

Source: UNCTAD

Foreign direct
investment (FDI):
outward stocks

bn US\$

0.300

(2021)

Source: UNCTAD

Foreign direct
investment (FDI):
net flow, inward

bn US\$

0.212

(2022)

Source: UNCTAD

Foreign direct
investment (FDI):
net flow, outward

bn US\$

0.028

(2022)

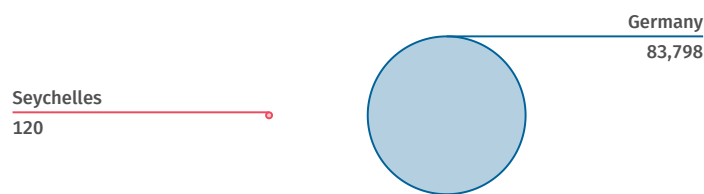
Source: UNCTAD



Population

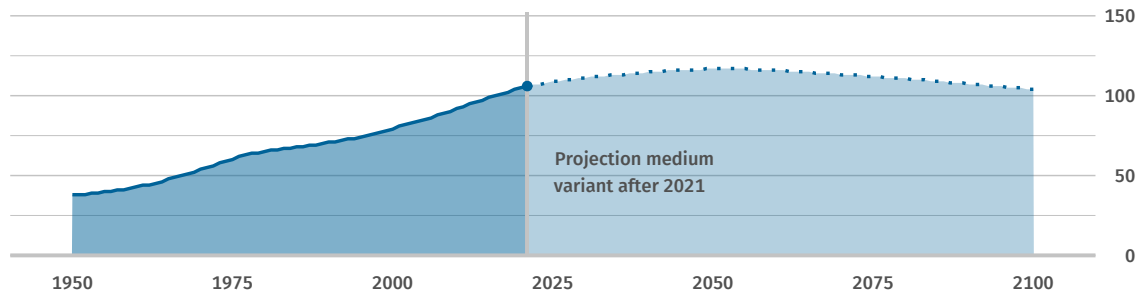
| | | | |
|--|--|---|---|
| Population total 1,000 120 (2022) Source: WB-WDI | Population density inhabitants per km² 216 (2021) Source: WB-WDI | Life expectancy at birth (women) years 75.6 (2021) Source: WB-WDI | Life expectancy at birth (men) years 71.3 (2021) Source: WB-WDI |
|--|--|---|---|

Population in relation to Germany 2022 1,000



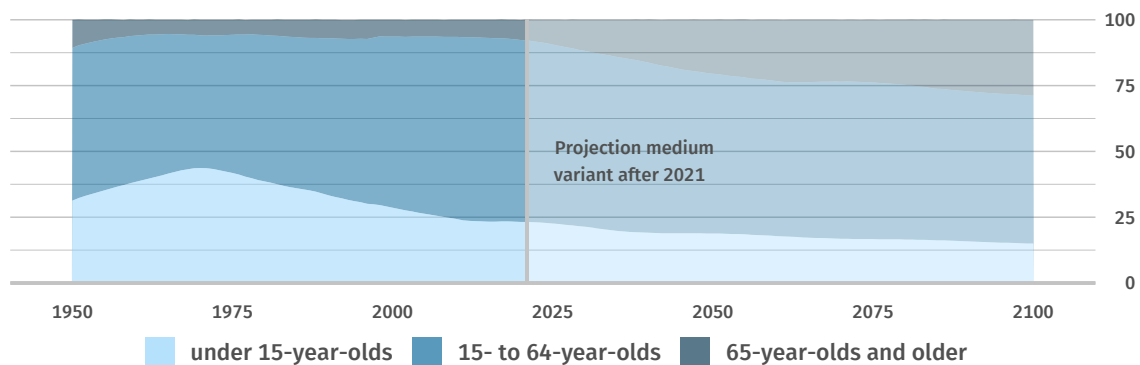
Source: WB-WDI

Population 1,000



Source: UN-POP

Population by age group proportion, %



Source: UN-POP



Health

| | | | |
|---|---|--|--|
| Practising physicians per 1,000 inhabitants 2.3 (2019) Source: WHO | Hospital beds per 1,000 inhabitants 3.6 (2011) Source: WHO | Prevalence of raised blood pressure % 23.5 (2015) Source: WHO | Prevalence of obesity (BMI >= 30) % 14.0 (2016) Source: WHO |
|---|---|--|--|



Education

| | | | |
|---|--|--|---|
| Government expenditure on education % of GDP 5.2 (2020) Source: UNESCO | Pupil-teacher ratio (primary education) number 17.9 (2020) Source: UNESCO | Pupil-teacher ratio (secondary education) number 10.6 (2020) Source: UNESCO | Students (tertiary education) per 100,000 inhabitants 1,259 (2019) Source: UNESCO* |
|---|--|--|---|



Labour force

| | | | |
|--|---|--|--|
| Employment rate (persons aged 15+) % No data Source: ILOSTAT | Labour force (persons aged 15+) 1,000 No data Source: ILOSTAT | Labour force participation rate (persons aged 15+) % No data Source: ILOSTAT | Self-employment (persons aged 15+) % No data Source: ILOSTAT |
|--|---|--|--|

Employment rate (persons aged 15+)

%

No data

Source: ILOSTAT

Employment and gross value added by sector
%

Employment

No data

Gross value added

No data

Source employment: ILOSTAT
Source gross value added: UNSD

| | | |
|---|--|--|
| Unemployment rate (persons aged 15+) % No data Source: ILOSTAT | Unemployment rate (persons aged 15 to 24) % No data Source: ILOSTAT | Long-term unemployment rate (persons aged 15+) % of unemployed persons 22.8 (2020) Source: ILOSTAT |
|---|--|--|

Unemployment rate and youth unemployment rate
%

No data

Source: ILOSTAT



Living conditions

Human Development
Index (HDI)

value (0 low to 1 high)

0.785

(2021)

Source: UNDP

Human Development
Index (HDI)

rank (of 191 countries)

72

(2021)

Source: UNDP

Income distribution:
Gini coefficient

value (0 to 100; 0=equal distribution)

32.1

(2018)

Source: WB-WDI



Production

Index of industrial production

2010=100

No data

Source: IMF-IFS



Agriculture and forestry

Change of agricultural
production

% since 2000

-38

(2021)

Source: FAO*

Agricultural
land

% of land area

3.4

(2021)

Source: FAO*

Forest
area

% of land area

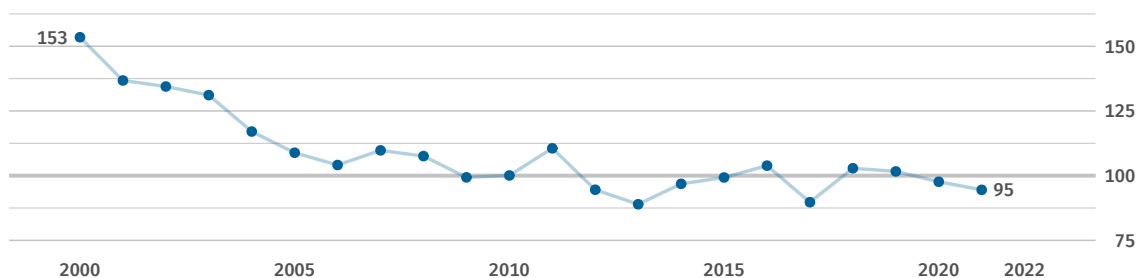
73.3

(2021)

Source: FAO*

Index of agricultural production

2014 to 2016 = 100



Source: FAO



Foreign trade

Export of goods

bn US\$

1.952

(2021)

Source: UN Comtrade

Import of goods

bn US\$

1.848

(2021)

Source: UN Comtrade

Trade balance, goods

bn US\$

+0.104

(2021)

Source: UN Comtrade*

Export and import of goods

bn US\$



Foreign trade balance

bn US\$



Goods exported to Germany

mn US\$

43.4

(2021)

Source: UN Comtrade

Goods exported to Germany

% of all goods exported

2.2

(2021)

Source: UN Comtrade*

Goods imported from Germany

mn US\$

13.5

(2021)

Source: UN Comtrade

Goods imported from Germany

% of all goods imported

0.7

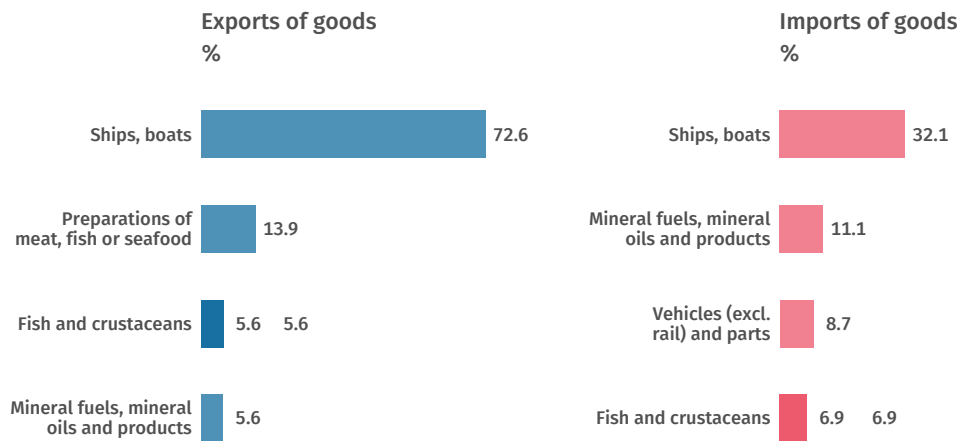
(2021)

Source: UN Comtrade*

Main trading partners 2021



Main commodities traded 2021



Source: UN Comtrade*

Classification of commodities: Harmonized Commodity Description and Coding Systems (HS2).



Transport

| | | |
|---|---|--|
| Passenger cars per 1,000 inhabitants No data Source: OICA* | Total rail network km per 1 mn inhabitants No data Source: WB-WDI* | Air transport, passengers per 1,000 inhabitants 1,386 (2021) Source: WB-WDI* |
|---|---|--|

Gasoline price at the pump

US\$ per litre

No data

Data collection conducted every two years.
Source: WB-WDI

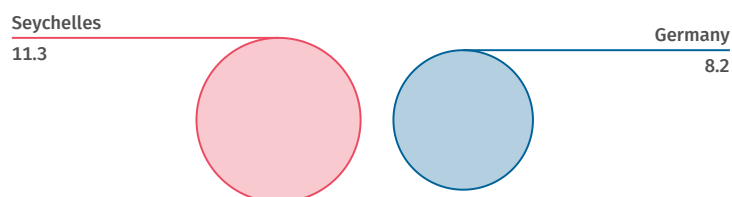


Environment and energy

| | | | |
|--|--|--|--|
| Carbon dioxide emissions tonnes per capita 11.3 (2022) Source: EDGAR | Total primary energy supply kg oil equivalent per capita 2,411 (2007) Source: WB-WDI | Gross electricity consumption kWh per capita No data Source: WB-WDI | Renewable energy % of total final energy consumption 1.8 (2021) Source: WB-WDI |
|--|--|--|--|

Carbon dioxide emissions in relation to Germany 2022

tonnes per capita



Source: EDGAR



Science, research, technology

Gross domestic
expenditure on R&D
% of GDP

0.2

(2016)

Source: UNESCO

Researchers

per 1 mn inhabitants

147

(2005)

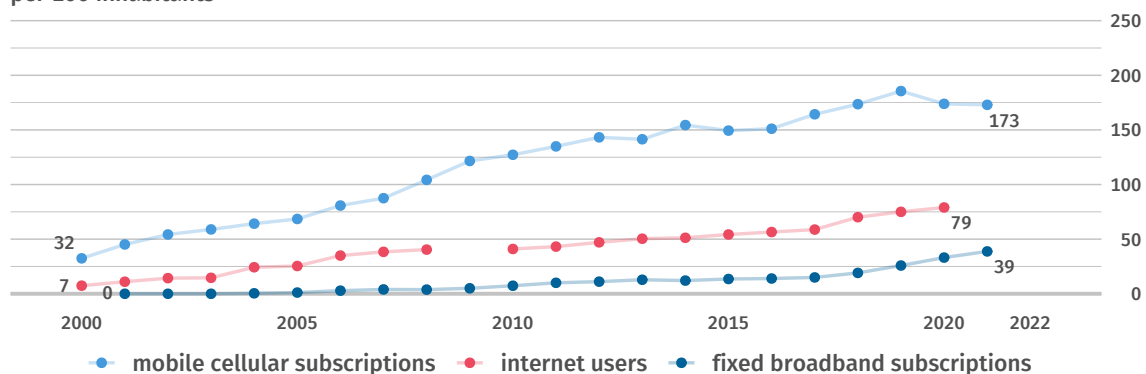
Source: UNESCO

Resident patent
applications
per 1 mn inhabitants

No data

Source: WIPO

Dissemination of modern communication technology per 100 inhabitants



Sources

| | |
|-------------|---|
| EDGAR | Emissions Database for Global Atmospheric Research, European Commission |
| FAO | United Nations, Food and Agricultural Organization |
| ILOSTAT | International Labour Organization, ILOSTAT - Database |
| IMF-IFS | International Monetary Fund, International Financial Statistics |
| IMF-WEO | International Monetary Fund, World Economic Outlook |
| ITU | United Nations, International Telecommunication Union |
| OICA | International Organization of Motor Vehicle Manufacturers |
| UN Comtrade | United Nations, Comtrade Database |
| UNCTAD | United Nations, Conference on Trade and Development |
| UNDP | United Nations Development Programme |
| UNESCO | United Nations, Educational, Scientific and Cultural Organization |
| UNPOP | United Nations, Population Division |
| UNSD | United Nations, Statistics Division |
| WB-WDI | World Bank, World Development Indicators |
| WHO | World Health Organization, Global Health Observatory |
| WIPO | World Intellectual Property Organization |

* Own calculations based on the original data source.

©nanoline icons by vuuuds + Caviar-Premium Icons by Neway Lau, CreativMarket / own adaptation

Statistical country profiles on all UN Member States: www.destatis.de/countryprofiles