

Seychelles

Statistical Country Profile



Edition 09/2025

This country profile is based on international sources.

Publication date: Tuesday 16th September, 2025

Contact us: www.destatis.de/contact

Phone: +49 611 75 2405

© Federal Statistical Office of Germany (Destatis), 2025

Reproduction and distribution, also of parts, are permitted, provided that the source is mentioned.

Contents

| | |
|--|----|
| General information | 3 |
| Economy and finance | 3 |
| Population | 5 |
| Health | 7 |
| Education | 7 |
| Labour force | 7 |
| Living conditions | 9 |
| Manufacturing | 9 |
| Agriculture and forestry | 9 |
| Foreign trade | 10 |
| Transport | 12 |
| Environment and energy | 12 |
| Science, research and technology | 13 |
| Sources | 13 |




General information

Capital city
Victoria

Official language
**Seychellois Creole, English,
French**

Currency
Seychellois Rupee

Land area in relation to Germany
km²



Source: WB-WDI



Economy and finance

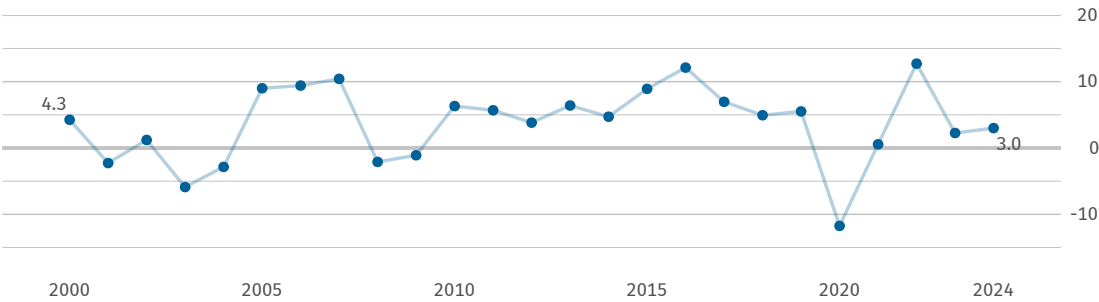
Gross domestic product
(GDP), total
bn US\$
2.168
(2024)
Source: IMF-WEO

GDP,
real change
% since 2000
+128
(2024)
Source: IMF-WEO*

GDP
per capita
US\$
21,532
(2024)
Source: IMF-WEO

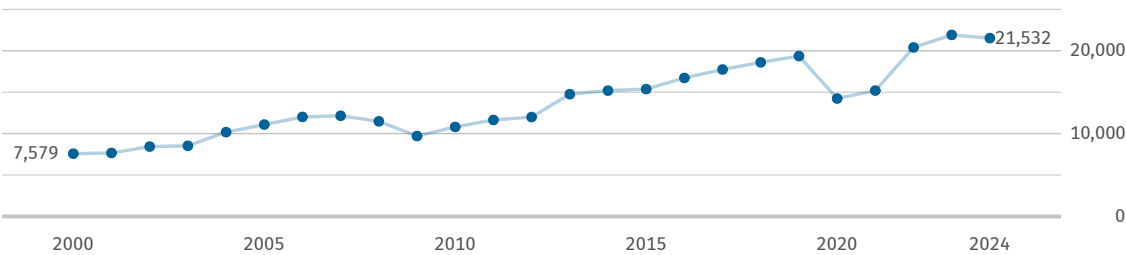
GDP
per capita
internat. US\$
39,881
(2024)
Source: IMF-WEO

Gross domestic product, real change
% on previous year



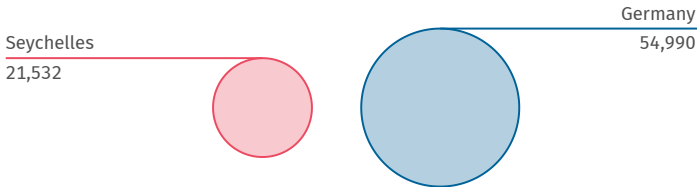
Source: IMF-WEO

Gross domestic product per capita
US\$



Source: IMF-WEO

Gross domestic product per capita in relation to Germany, 2024
US\$



Source: IMF-WEO

Inflation rate
(change of consumer
price index)
% on previous year

+0.3
(2024)

Source: IMF-IFS

General government
gross debt

% of GDP
57.8
(2024)

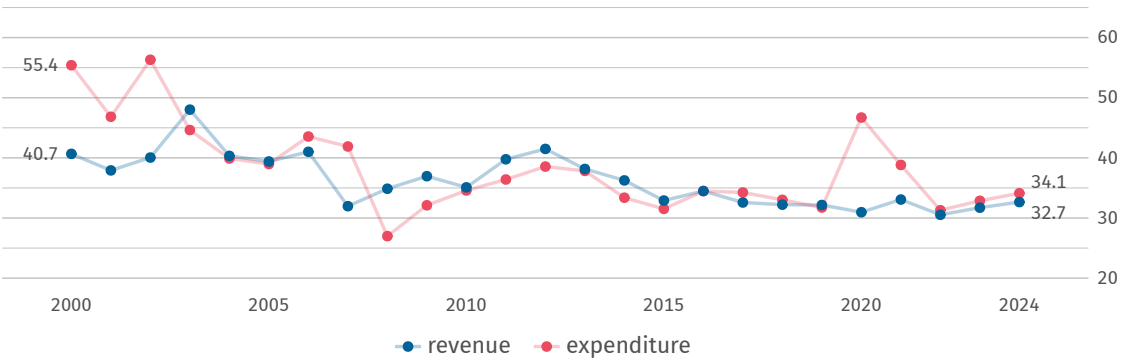
Source: IMF-WEO

General government
net lending / borrowing

% of GDP
-1.5
(2024)

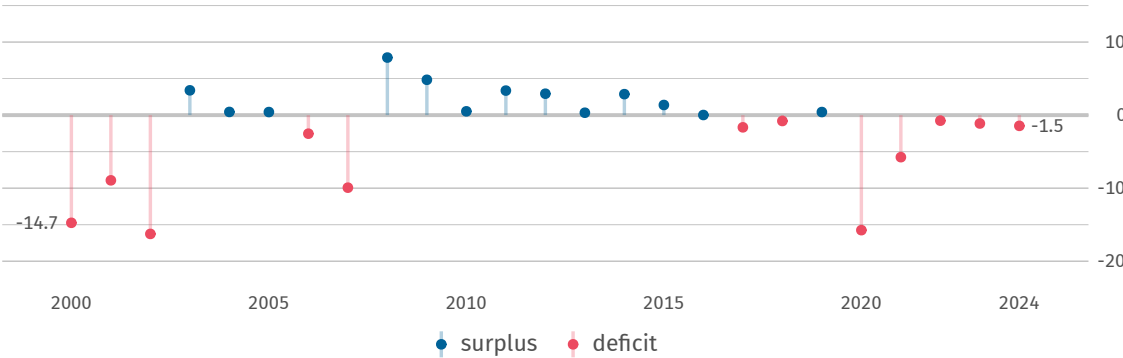
Source: IMF-WEO

General government revenue and expenditure
% of GDP



Source: IMF-WEO

General government net lending / borrowing
% of GDP



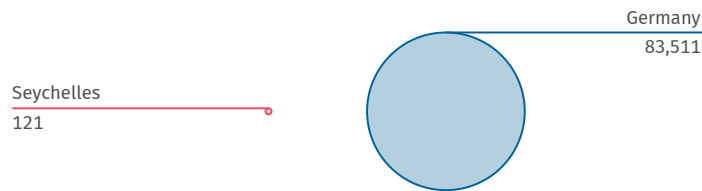
Source: IMF-WEO

| | | | |
|--|---|---|---|
| Foreign direct investment (FDI): inward stocks bn US\$ 3.354 (2023) Source: UNCTAD | Foreign direct investment (FDI): outward stocks bn US\$ 0.300 (2021) Source: UNCTAD | Foreign direct investment (FDI): net flow, inward bn US\$ 0.238 (2023) Source: UNCTAD | Foreign direct investment (FDI): net flow, outward bn US\$ -0.002 (2023) Source: UNCTAD |
|--|---|---|---|

Population

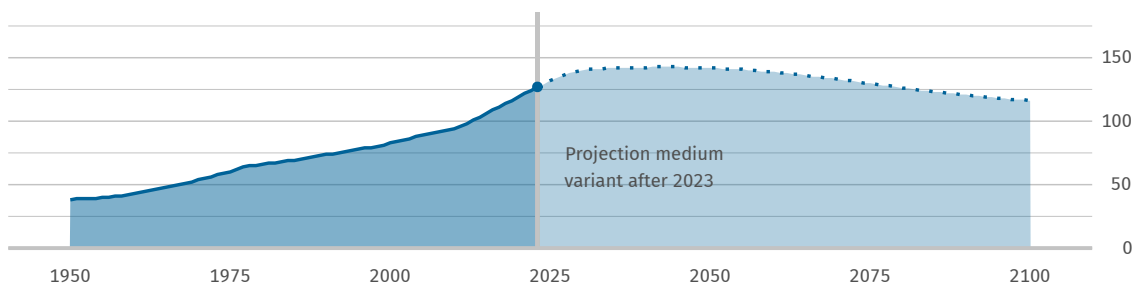
| | | | |
|--|--|---|---|
| Population total 1,000 121 (2024) Source: WB-WDI | Population density inhabitants per km ² 261 (2022) Source: WB-WDI | Life expectancy at birth (women) years 78.8 (2023) Source: WB-WDI | Life expectancy at birth (men) years 71.3 (2023) Source: WB-WDI |
|--|--|---|---|

Population in relation to Germany, 2024
1,000



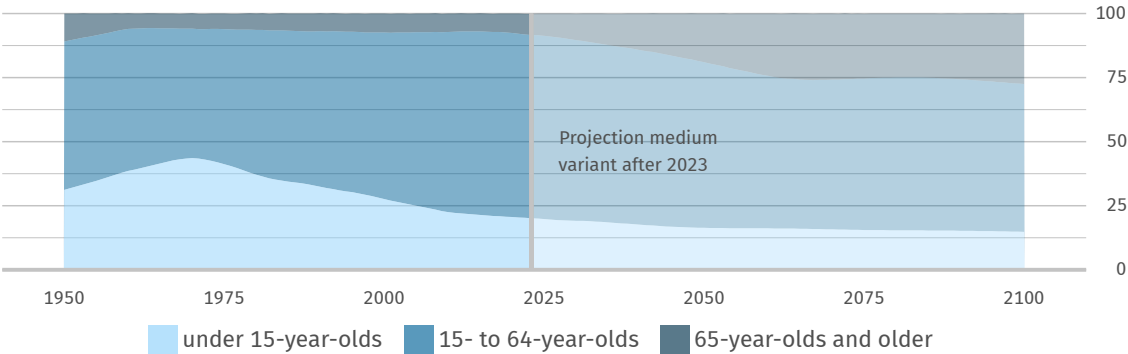
Source: WB-WDI

Population
1,000

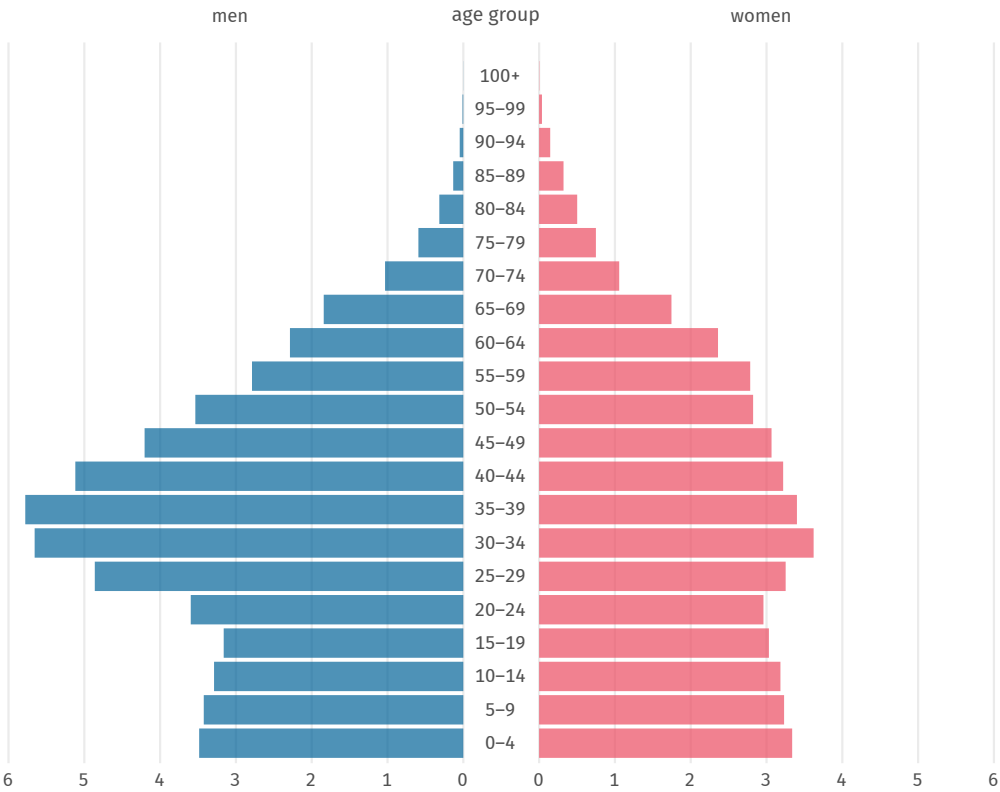


Source: UN-POP

Population by age group
proportion, %



Population pyramid, 2024
% of total population



Source: UN-POP



Health

| | | | |
|--|--|---|--|
| Practising physicians per 1,000 inhabitants 3.8 (2022) Source: WHO | Hospital beds per 1,000 inhabitants 3.2 (2020) Source: WHO | Prevalence of raised blood pressure % 32.5 (2019) Source: WHO | Prevalence of obesity (BMI >= 30) % 29.4 (2022) Source: WHO |
|--|--|---|--|



Education

| | | | |
|--|---|---|--|
| Government expenditure on education % of GDP 4.5 (2023) Source: UNESCO | Pupil-teacher ratio (primary education) number 15.5 (2023) Source: UNESCO | Pupil-teacher ratio (secondary education) number 11.4 (2023) Source: UNESCO | Students (tertiary education) per 100,000 inhabitants 865 (2023) Source: UNESCO* |
|--|---|---|--|



Labour force

| | | | |
|---|--|---|---|
| Employment rate (persons aged 15+) % No data Source: ILOSTAT | Labour force (persons aged 15+) 1,000 No data Source: ILOSTAT | Labour force participation rate (persons aged 15+) % No data Source: ILOSTAT | Self-employment (persons aged 15+) % No data Source: ILOSTAT |
|---|--|---|---|

Employment rate (persons aged 15+)

%

No data

Source: ILOSTAT

Employment and gross value added by sector,
%

Employment

No data

Gross value added

No data

Source for employment: ILOSTAT
Source for gross value added: UNSD

| | | |
|--|---|--|
| Unemployment rate (persons aged 15+) % | Unemployment rate (persons aged 15 to 24) % | Long-term unemployment rate (persons aged 15+) % of unemployed persons |
| No data | No data | 23.4 |
| | | (2023) |
| Source: ILOSTAT | Source: ILOSTAT | Source: ILOSTAT |

Unemployment rate and youth unemployment rate
%

No data

Source: ILOSTAT



Living conditions

Human Development
Index (HDI)

value (0 low to 1 high)

0.848

(2023)

Source: UNDP

Human Development
Index (HDI)

rank (of 193 countries)

54

(2023)

Source: UNDP

Income distribution:
Gini coefficient

value (0 to 100; 0=equal distribution)

32.1

(2018)

Source: WB-WDI



Manufacturing

Index of industrial production
2010=100

No data

Source: IMF-IFS



Agriculture and forestry

Change in agricultural
production

% since 2000

-8

(2023)

Source: FAO*

Agricultural
land

% of land area

3.4

(2023)

Source: FAO*

Forest
area

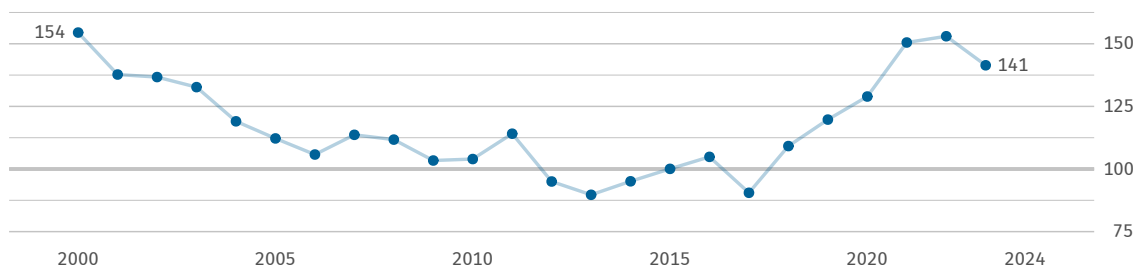
% of land area

73.3

(2023)

Source: FAO*

Index of agricultural production
2014 to 2016 = 100



Source: FAO



Foreign trade

Export of goods

bn US\$

0.548

(2023)

Source: UN Comtrade

Import of goods

bn US\$

1.468

(2023)

Source: UN Comtrade

Trade balance, goods

bn US\$

-0.920

(2023)

Source: UN Comtrade*

Export and import of goods

bn US\$



Foreign trade balance

bn US\$



Goods exported to Germany

mn US\$

27.8

(2023)

Source: UN Comtrade

Goods exported to Germany

% of all goods exported

5.1

(2023)

Source: UN Comtrade*

Goods imported from Germany

mn US\$

22.1

(2023)

Source: UN Comtrade

Goods imported from Germany

% of all goods imported

1.5

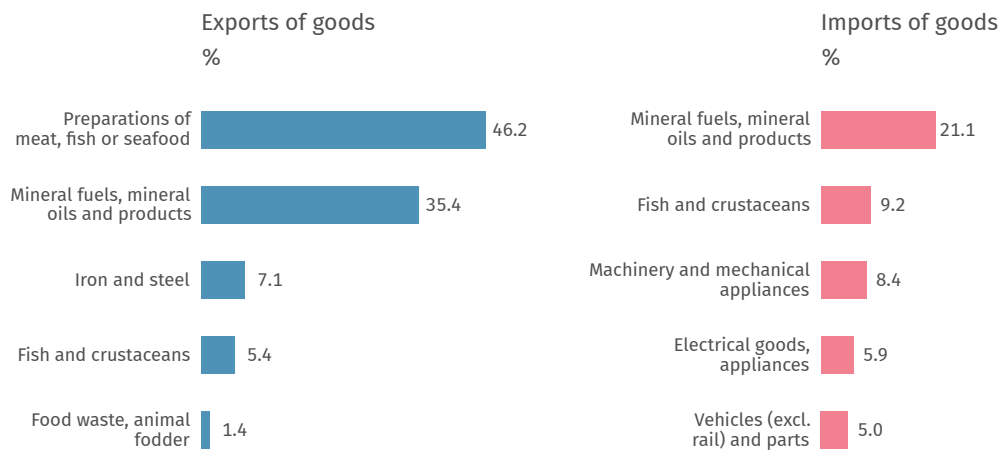
(2023)

Source: UN Comtrade*

Main trading partners, 2023



Main commodities traded, 2023



Source: UN Comtrade*

Classification of commodities: Harmonized Commodity Description and Coding Systems (HS2).



Transport

Passenger cars
per 1,000 inhabitants

No data

Source: OICA*

Total rail network
km per 1 mn inhabitants

No data

Source: WB-WDI*

Air transport, passengers
per 1,000 inhabitants

1,386
(2021)

Source: WB-WDI*

Pump price for gasoline in relation to Germany
US\$ per litre



Source: GPP, 2025-09-08



Environment and energy

Carbon dioxide
emissions
tonnes per capita

12.8
(2023)

Source: EDGAR

Total primary
energy supply
kg oil equivalent per capita

2,411
(2007)

Source: WB-WDI

Gross electricity
consumption
kWh per capita

No data

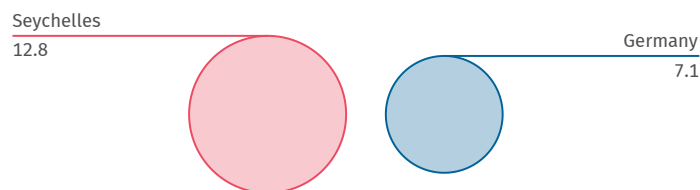
Source: WB-WDI

Renewable
energy
% of total final energy
consumption

1.9
(2022)

Source: WB-WDI

Carbon dioxide emissions in relation to Germany, 2023
tonnes per capita



Source: EDGAR



Science, research and technology

Gross domestic
expenditure on R&D

% of GDP

0.2

(2016)

Source: UNESCO

Researchers

per 1 mn inhabitants

147

(2005)

Source: UNESCO

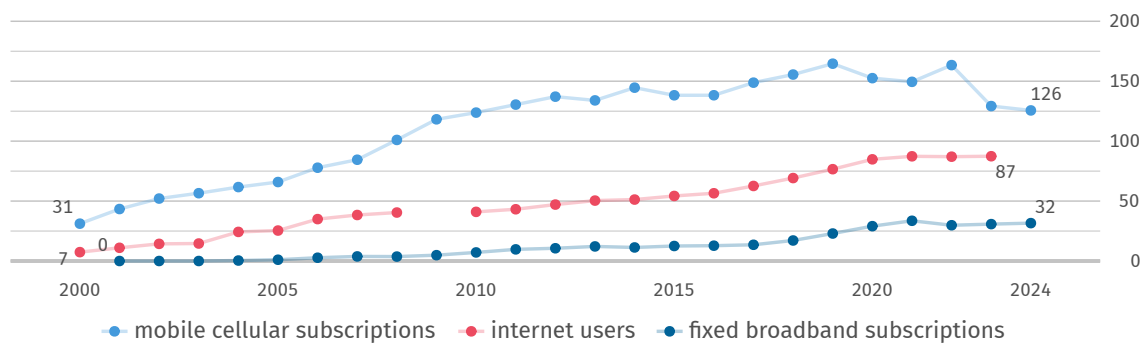
Resident patent
applications

per 1 mn inhabitants

No data

Source: WIPO

Dissemination of communication technology
per 100 inhabitants



Sources

| | |
|-------------|---|
| EDGAR | Emissions Database for Global Atmospheric Research, European Commission |
| FAO | United Nations, Food and Agricultural Organization |
| GPP | GlobalPetrolPrices.com |
| ILOSTAT | International Labour Organization, ILOSTAT - Database |
| IMF-IFS | International Monetary Fund, International Financial Statistics |
| IMF-WEO | International Monetary Fund, World Economic Outlook |
| ITU | United Nations, International Telecommunication Union |
| OICA | International Organization of Motor Vehicle Manufacturers |
| UN Comtrade | United Nations, Comtrade Database |
| UNCTAD | United Nations, Conference on Trade and Development |
| UNDP | United Nations Development Programme |
| UNESCO | United Nations, Educational, Scientific and Cultural Organization |
| UNPOP | United Nations, Population Division |
| UNSD | United Nations, Statistics Division |
| WB-WDI | World Bank, World Development Indicators |
| WHO | World Health Organization, Global Health Observatory |
| WIPO | World Intellectual Property Organization |

* Own calculations based on the original data source.

©nanoline icons by vuuds + Caviar-Premium Icons by Neway Lau, CreativMarket / own adaptation

Statistical country profiles on all UN Member States: www.destatis.de/countryprofiles