

# Malta

## Statistical Country Profile



Edition 08/2024

Publication date: 05 August 2024

Contact us: [www.destatis.de/contact](https://www.destatis.de/contact)

Phone: +49 611 75 2405

© Federal Statistical Office of Germany (Destatis), 2024

Reproduction and distribution, also of parts, are permitted, provided that the source is mentioned.

## Contents


General information . . . . .	3
Economy and finance . . . . .	3
Population . . . . .	5
Health . . . . .	7
Education . . . . .	7
Labour force . . . . .	7
Living conditions . . . . .	9
Manufacturing . . . . .	9
Agriculture and forestry . . . . .	9
Foreign trade . . . . .	10
Transport . . . . .	12
Environment and energy . . . . .	12
Science, research and technology . . . . .	13
Sources . . . . .	13



# General information

Capital city <b>Valletta</b>	Official language <b>Maltese, English</b>	Currency <b>Euro</b>
---------------------------------	--	-------------------------

Land area in relation to Germany  
km²



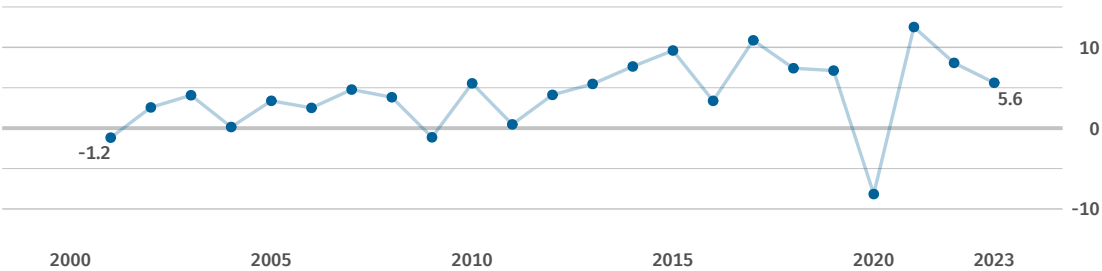
Source: WB-WDI



# Economy and finance

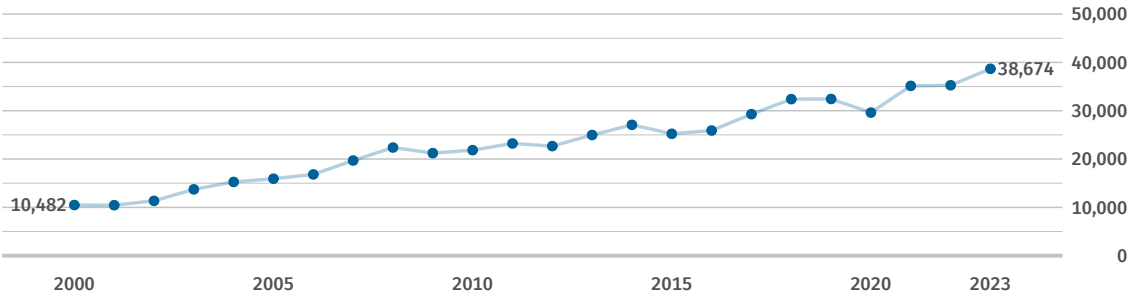
Gross domestic product (GDP), total bn US\$ <b>21</b> (2023) Source: IMF-WEO	GDP, real change % since 2000 <b>+157</b> (2023) Source: IMF-WEO*	GDP per capita US\$ <b>38,674</b> (2023) Source: IMF-WEO	GDP per capita internat. US\$ <b>63,230</b> (2023) Source: IMF-WEO
---	--	---	---

Gross domestic product, real change  
% on previous year



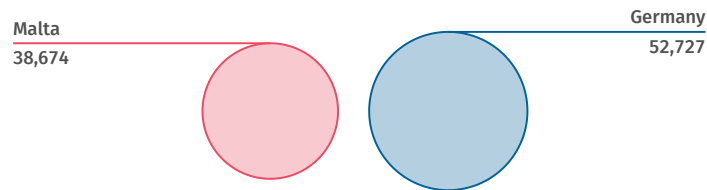
Source: IMF-WEO

Gross domestic product per capita  
US\$



Source: IMF-WEO

## Gross domestic product per capita in relation to Germany, 2023 US\$



Source: IMF-WEO

Inflation rate  
(change of consumer  
price index)  
% on previous year

**+5.1**  
(2023)

Source: IMF-IFS

General government  
gross debt

% of GDP  
**51.8**  
(2023)

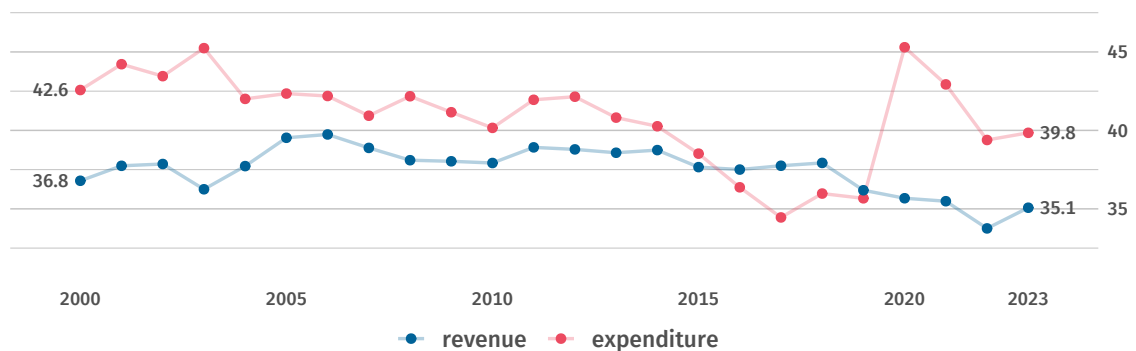
Source: IMF-WEO

General government  
net lending / borrowing

% of GDP  
**-4.8**  
(2023)

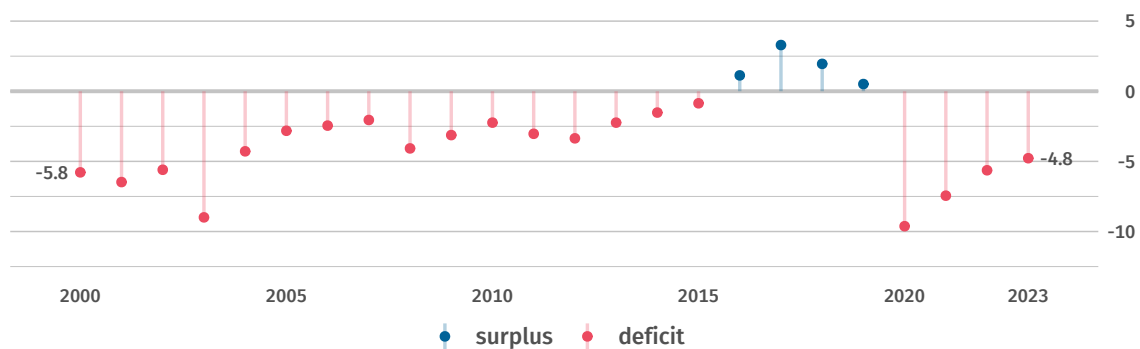
Source: IMF-WEO

## General government revenue and expenditure % of GDP



Source: IMF-WEO

## General government net lending / borrowing % of GDP



Source: IMF-WEO

Foreign direct investment (FDI): inward stocks

bn US\$

**225**

(2022)

Source: UNCTAD

Foreign direct investment (FDI): outward stocks

bn US\$

**61**

(2022)

Source: UNCTAD

Foreign direct investment (FDI): net flow, inward

bn US\$

**4**

(2022)

Source: UNCTAD

Foreign direct investment (FDI): net flow, outward

bn US\$

**7**

(2022)

Source: UNCTAD



## Population

Population total

1,000

**553**

(2023)

Source: WB-WDI

Population density

inhabitants per km<sup>2</sup>

**1,620**

(2021)

Source: WB-WDI

Life expectancy at birth (women)

years

**84.8**

(2022)

Source: WB-WDI

Life expectancy at birth (men)

years

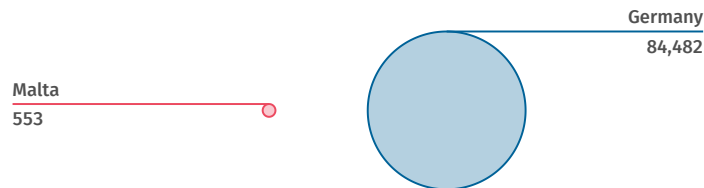
**80.7**

(2022)

Source: WB-WDI

### Population in relation to Germany, 2023

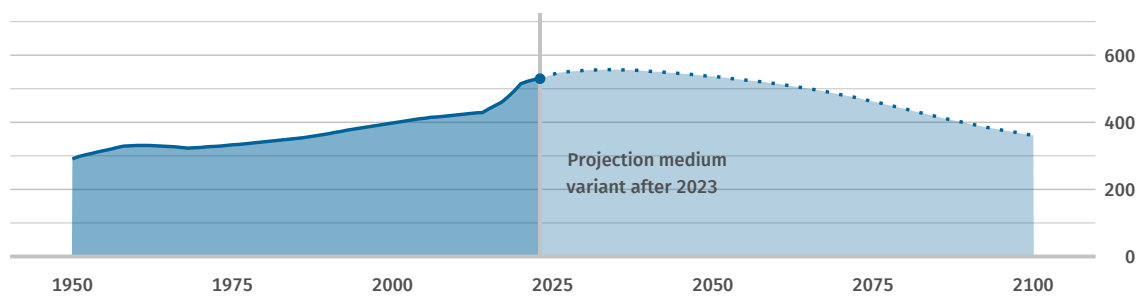
1,000



Source: WB-WDI

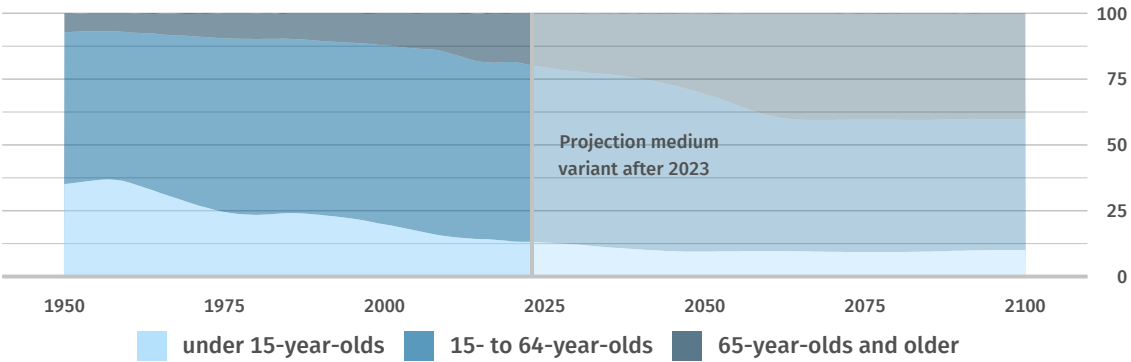
### Population

1,000



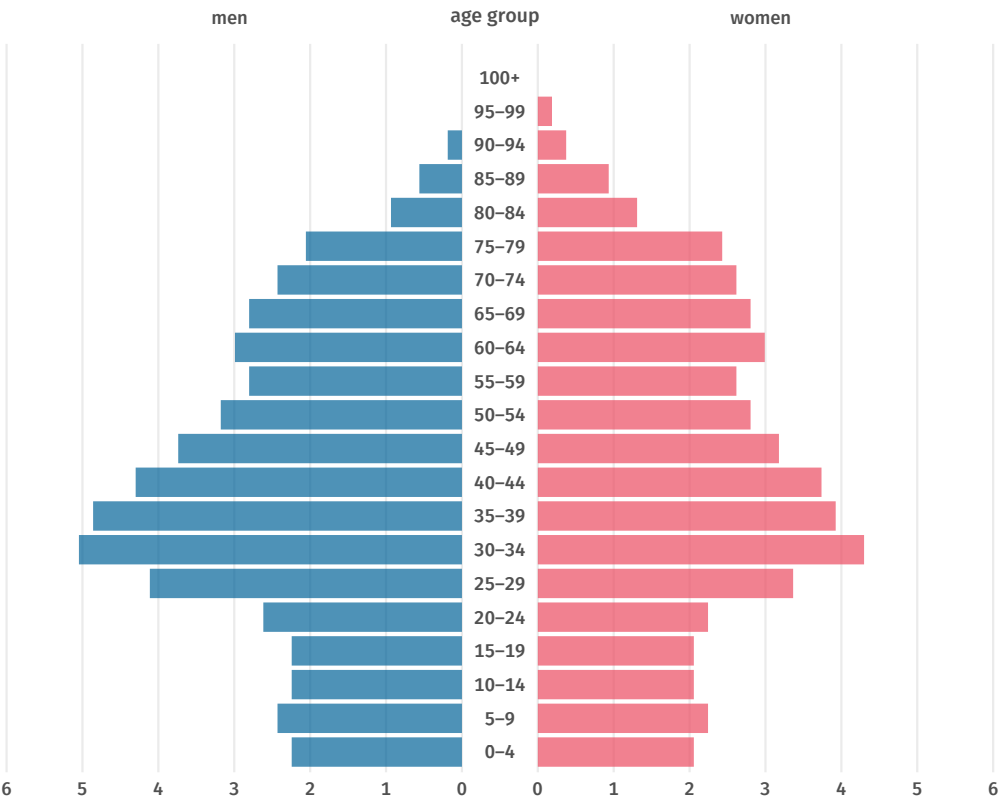
Source: UN-POP

Population by age group  
proportion, %



Source: UN-POP

Population pyramid, 2023  
% of total population



Source: UN-POP



## Health

<b>Practising physicians</b> per 1,000 inhabitants <b>4.3</b> (2021) Source: WHO	<b>Hospital beds</b> per 1,000 inhabitants <b>4.4</b> (2020) Source: WHO	<b>Prevalence of raised blood pressure</b> % <b>16.3</b> (2019) Source: WHO	<b>Prevalence of obesity (BMI &gt;= 30)</b> % <b>32.3</b> (2022) Source: WHO
--	--	---	--



## Education

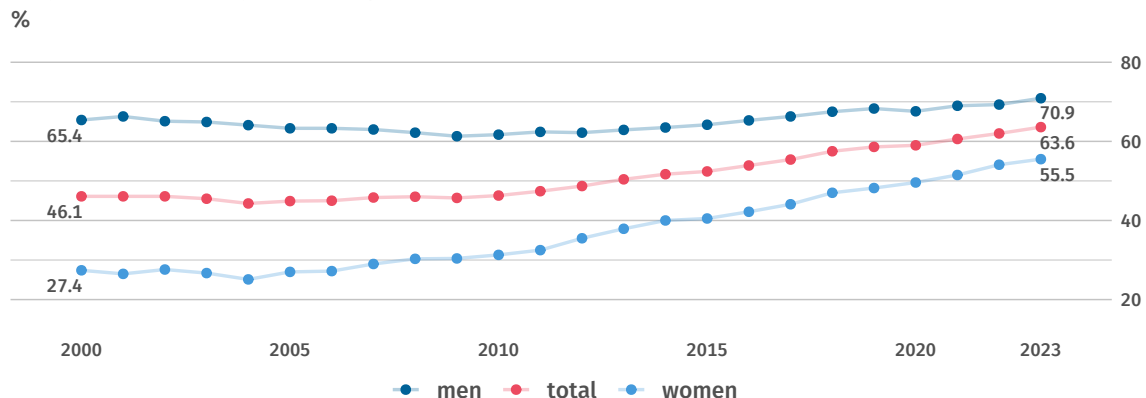
<b>Government expenditure on education</b> % of GDP <b>5.9</b> (2020) Source: UNESCO	<b>Pupil-teacher ratio (primary education)</b> number <b>12.9</b> (2017) Source: UNESCO	<b>Pupil-teacher ratio (secondary education)</b> number <b>7.1</b> (2017) Source: UNESCO	<b>Students (tertiary education)</b> per 100,000 inhabitants <b>3,188</b> (2019) Source: UNESCO*
--	---	--	--



## Labour force

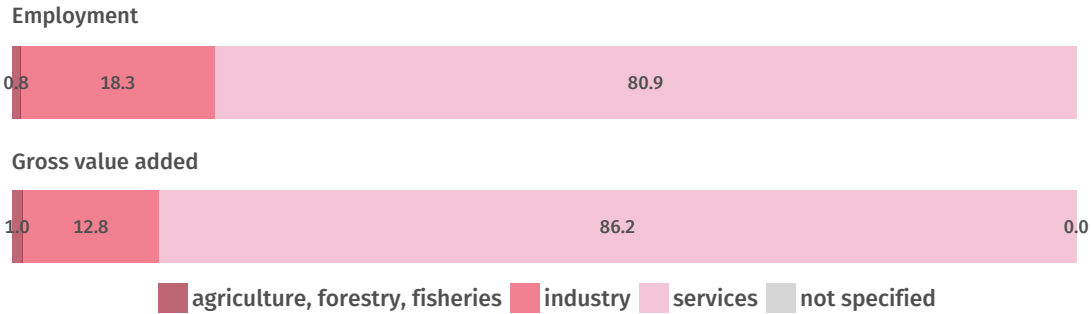
<b>Employment rate (persons aged 15+)</b> % <b>63.6</b> (2023) Source: ILOSTAT	<b>Labour force (persons aged 15+)</b> 1,000 <b>303</b> (2023) Source: ILOSTAT	<b>Labour force participation rate (persons aged 15+)</b> % <b>65.3</b> (2023) Source: ILOSTAT	<b>Self-employment (persons aged 15+)</b> % <b>15.1</b> (2022) Source: ILOSTAT
--	--	--	--

### Employment rate (persons aged 15+)



Employment and gross value added by sector, 2021

%

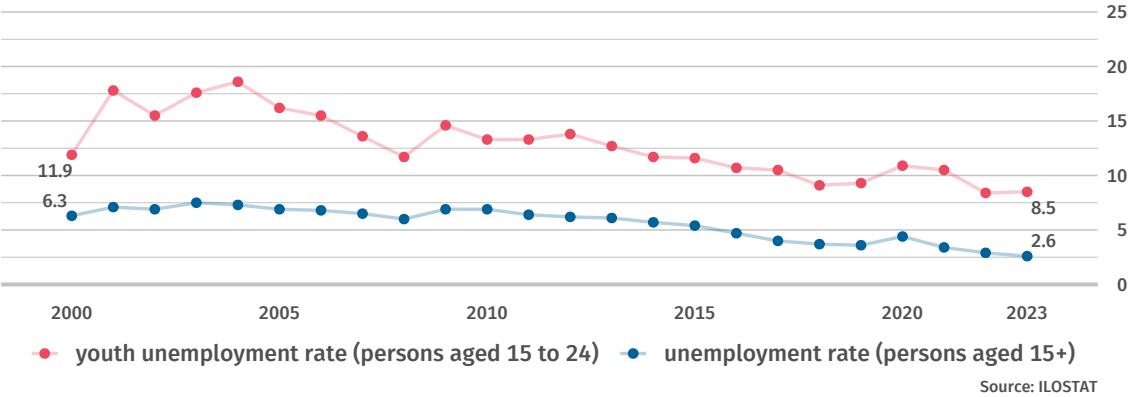


Source for employment: ILOSTAT  
Source for gross value added: UNSD

Unemployment rate (persons aged 15+) % <b>2.6</b> (2023) Source: ILOSTAT	Unemployment rate (persons aged 15 to 24) % <b>8.5</b> (2023) Source: ILOSTAT	Long-term unemployment rate (persons aged 15+) % of unemployed persons <b>20.6</b> (2021) Source: ILOSTAT
---	--	--

Unemployment rate and youth unemployment rate

%







## Living conditions

Human Development Index (HDI)

value (0 low to 1 high)

**0.915**

(2022)

Source: UNDP

Human Development Index (HDI)

rank (of 193 countries)

**25**

(2022)

Source: UNDP

Income distribution: Gini coefficient

value (0 to 100; 0=equal distribution)

**31.4**

(2020)

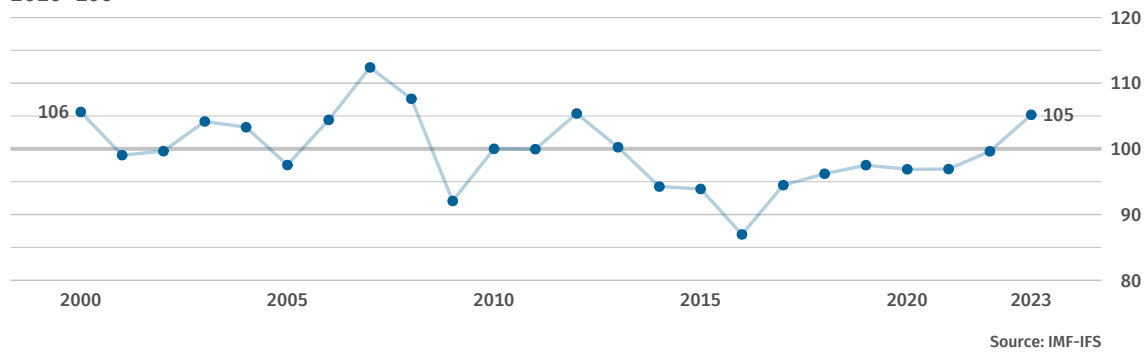
Source: WB-WDI



## Manufacturing

Index of industrial production

2010=100



## Agriculture and forestry

Change in agricultural production

% since 2000

**-37**

(2021)

Source: FAO\*

Agricultural land

% of land area

**27.3**

(2021)

Source: FAO\*

Forest area

% of land area

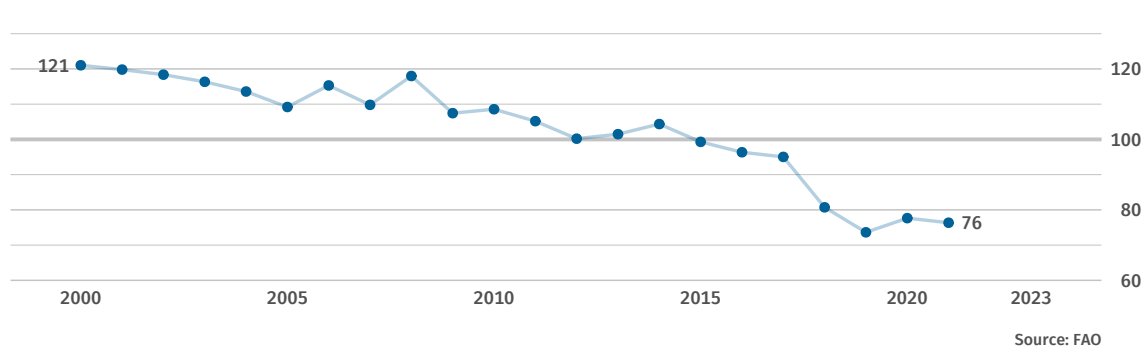
**1.4**

(2021)

Source: FAO\*

Index of agricultural production

2014 to 2016 = 100





## Foreign trade

### Export of goods

bn US\$

**3.467**

(2023)

Source: UN Comtrade

### Import of goods

bn US\$

**8.391**

(2023)

Source: UN Comtrade

### Trade balance, goods

bn US\$

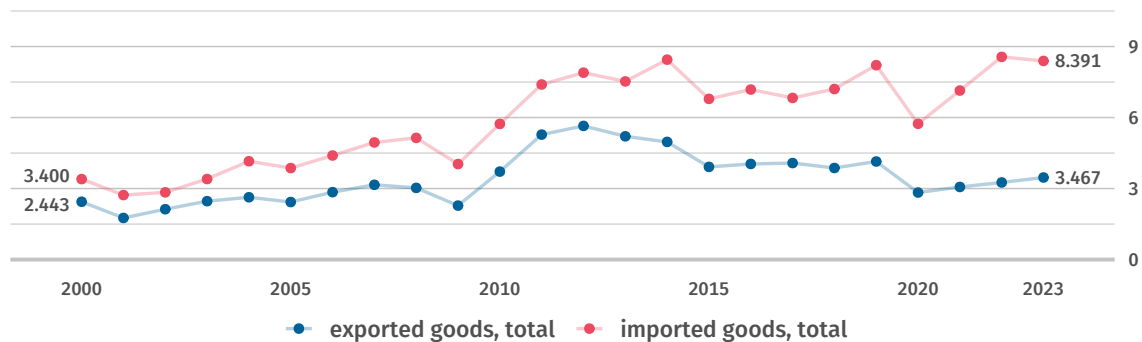
**-4.924**

(2023)

Source: UN Comtrade\*

### Export and import of goods

bn US\$



Source: UN Comtrade

### Foreign trade balance

bn US\$



Source: UN Comtrade

### Goods exported to Germany

mn US\$

**932**

(2023)

Source: UN Comtrade

### Goods exported to Germany

% of all goods exported

**26.9**

(2023)

Source: UN Comtrade\*

### Goods imported from Germany

mn US\$

**751**

(2023)

Source: UN Comtrade

### Goods imported from Germany

% of all goods imported

**9.0**

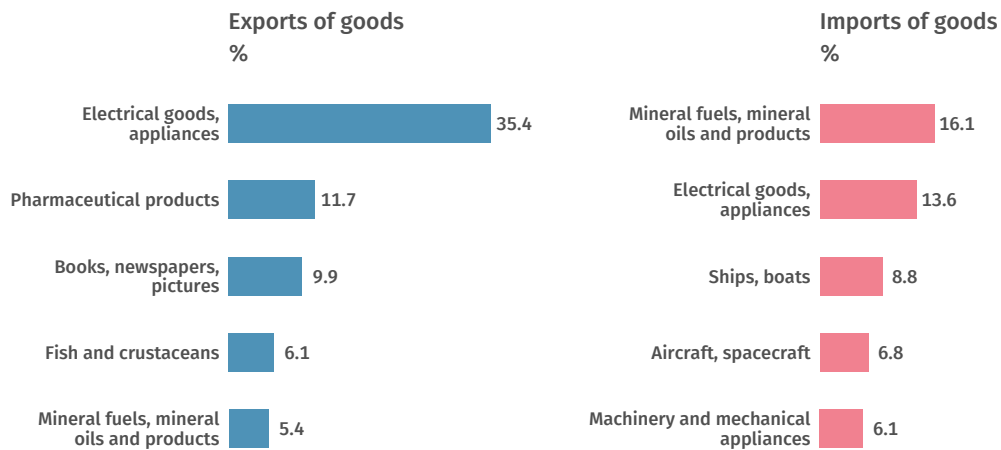
(2023)

Source: UN Comtrade\*

### Main trading partners, 2023



### Main commodities traded, 2023



Source: UN Comtrade\*

Classification of commodities: Harmonized Commodity Description and Coding Systems (HS2).



## Transport

Passenger cars  
per 1,000 inhabitants

**619**

(2015)

Source: OICA\*

Total rail network  
km per 1 mn inhabitants

**No data**

Source: WB-WDI\*

Air transport, passengers  
per 1,000 inhabitants

**1,153**

(2021)

Source: WB-WDI\*

### Pump price for gasoline in relation to Germany US\$ per litre



Source: GPP, 2024-07-29



## Environment and energy

Carbon dioxide  
emissions  
tonnes per capita

**3.9**

(2022)

Source: EDGAR

Total primary  
energy supply  
kg oil equivalent per capita

**1,782**

(2014)

Source: WB-WDI

Gross electricity  
consumption  
kWh per capita

**4,925**

(2014)

Source: WB-WDI

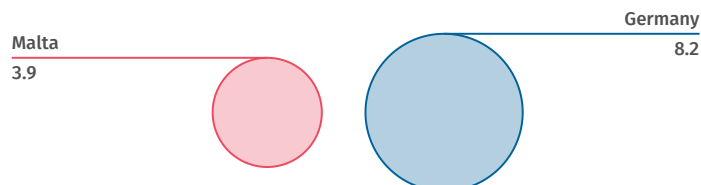
Renewable  
energy  
% of total final energy  
consumption

**8.6**

(2021)

Source: WB-WDI

### Carbon dioxide emissions in relation to Germany, 2022 tonnes per capita



Source: EDGAR



## Science, research and technology

Gross domestic  
expenditure on R&D  
% of GDP

**0.6**

(2018)

Source: UNESCO

Researchers

per 1 mn inhabitants

**1,947**

(2018)

Source: UNESCO

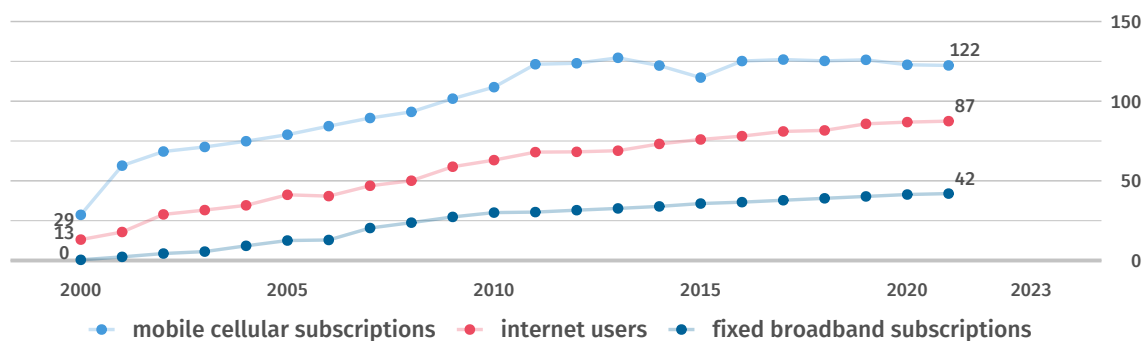
Resident patent  
applications  
per 1 mn inhabitants

**119**

(2019)

Source: WIPO

### Dissemination of communication technology per 100 inhabitants



## Sources

EDGAR	Emissions Database for Global Atmospheric Research, European Commission
FAO	United Nations, Food and Agricultural Organization
GPP	GlobalPetrolPrices.com
ILOSTAT	International Labour Organization, ILOSTAT - Database
IMF-IFS	International Monetary Fund, International Financial Statistics
IMF-WEO	International Monetary Fund, World Economic Outlook
ITU	United Nations, International Telecommunication Union
OICA	International Organization of Motor Vehicle Manufacturers
UN Comtrade	United Nations, Comtrade Database
UNCTAD	United Nations, Conference on Trade and Development
UNDP	United Nations Development Programme
UNESCO	United Nations, Educational, Scientific and Cultural Organization
UNPOP	United Nations, Population Division
UNSD	United Nations, Statistics Division
WB-WDI	World Bank, World Development Indicators
WHO	World Health Organization, Global Health Observatory
WIPO	World Intellectual Property Organization

\* Own calculations based on the original data source.

©nanoline icons by vuuds + Caviar-Premium Icons by Neway Lau, CreativMarket / own adaptation

Statistical country profiles on all UN Member States: [www.destatis.de/countryprofiles](http://www.destatis.de/countryprofiles)