

Portugal

Statistical Country Profile



Edition 08/2024

Publication date: 05 August 2024

Contact us: www.destatis.de/contact
Phone: +49 611 75 2405

Contents

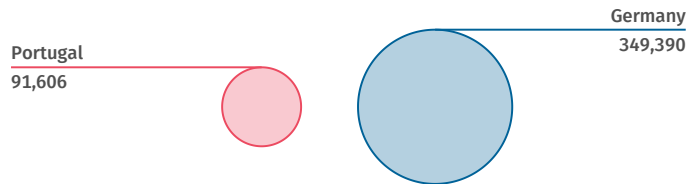
General information	3
Economy and finance	3
Population	5
Health	7
Education	7
Labour force	7
Living conditions	9
Manufacturing	9
Agriculture and forestry	9
Foreign trade	10
Transport	12
Environment and energy	12
Science, research and technology	13
Sources	13



General information

Capital city Lisbon	Official language Portuguese	Currency Euro
-------------------------------	--	-------------------------

Land area in relation to Germany km²



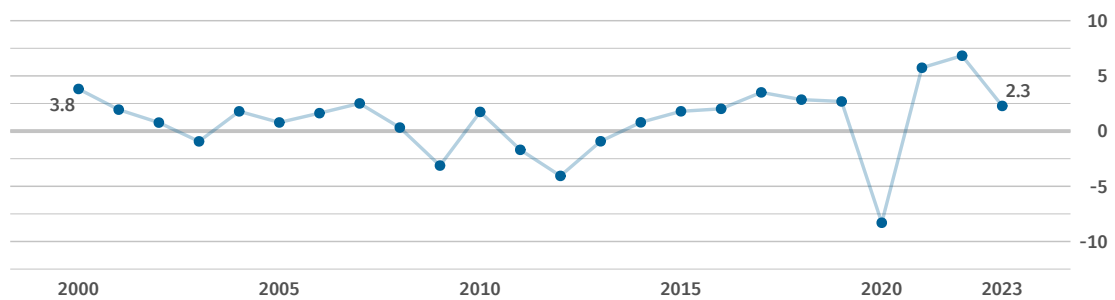
Source: WB-WDI



Economy and finance

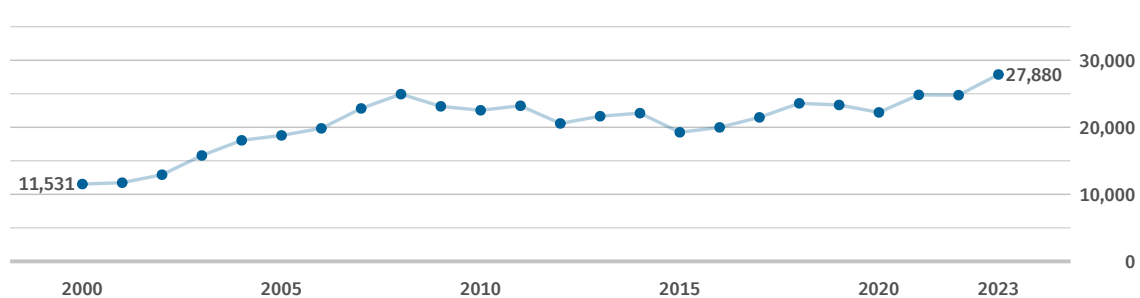
Gross domestic product (GDP), total bn US\$ 287 (2023) Source: IMF-WEO	GDP, real change % since 2000 +22 (2023) Source: IMF-WEO*	GDP per capita US\$ 27,880 (2023) Source: IMF-WEO	GDP per capita internat. US\$ 45,224 (2023) Source: IMF-WEO
---	--	--	--

Gross domestic product, real change % on previous year



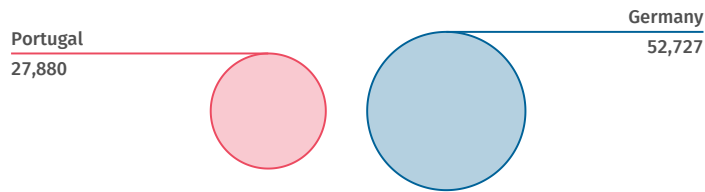
Source: IMF-WEO

Gross domestic product per capita US\$



Source: IMF-WEO

Gross domestic product per capita in relation to Germany, 2023 US\$



Source: IMF-WEO

Inflation rate
(change of consumer price index)
% on previous year

+4.3
(2023)

Source: IMF-IFS

General government gross debt
% of GDP

99.0
(2023)

Source: IMF-WEO

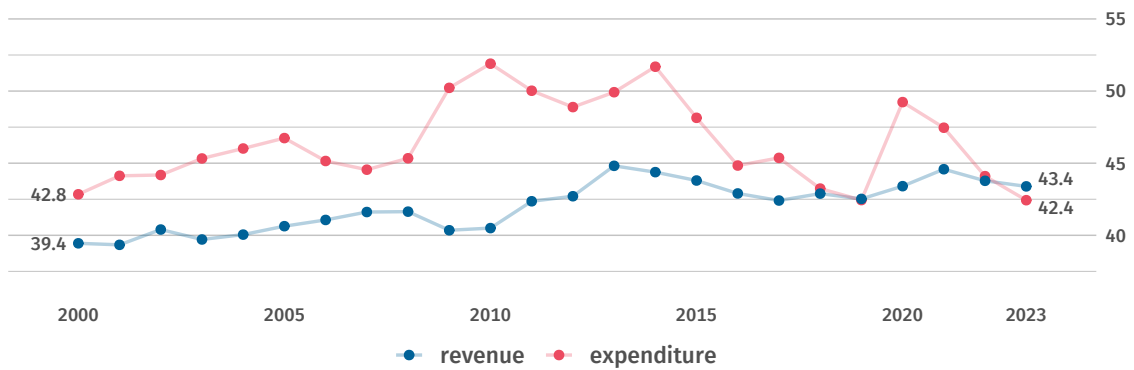
General government net lending / borrowing
% of GDP

+1.0
(2023)

Source: IMF-WEO

General government revenue and expenditure

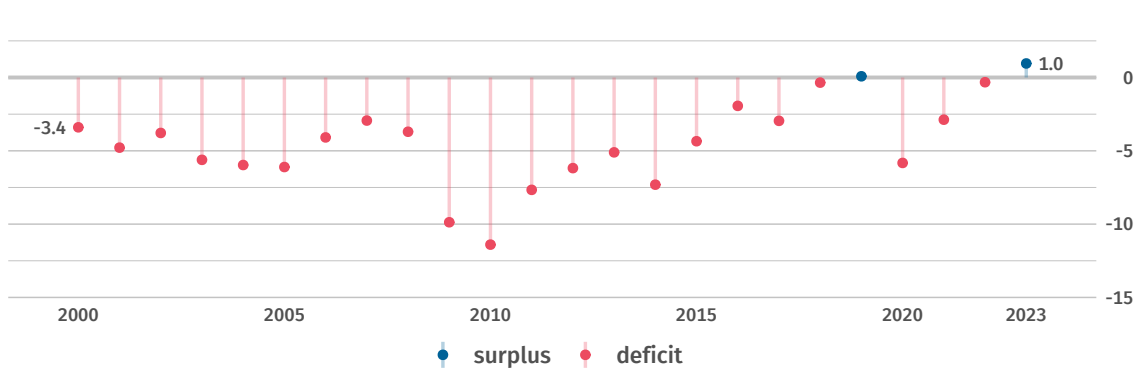
% of GDP



Source: IMF-WEO

General government net lending / borrowing

% of GDP



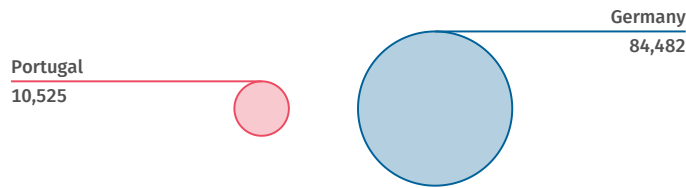
Source: IMF-WEO

Foreign direct investment (FDI): inward stocks bn US\$ 177 (2022) Source: UNCTAD	Foreign direct investment (FDI): outward stocks bn US\$ 63 (2022) Source: UNCTAD	Foreign direct investment (FDI): net flow, inward bn US\$ 9 (2022) Source: UNCTAD	Foreign direct investment (FDI): net flow, outward bn US\$ 3 (2022) Source: UNCTAD
---	---	--	---

 **Population**

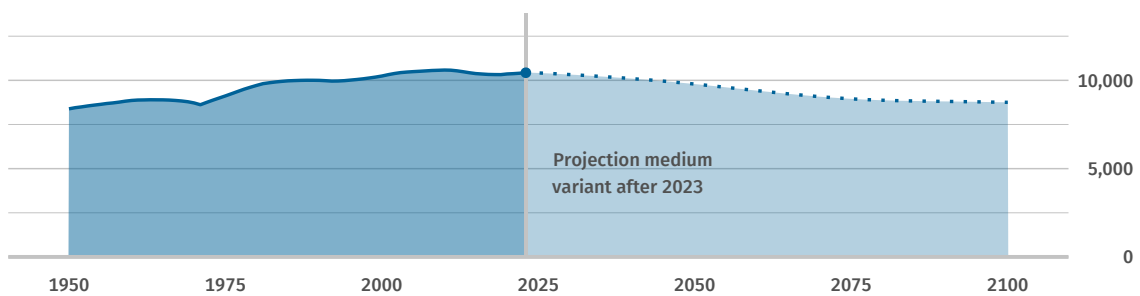
Population total 1,000 10,525 (2023) Source: WB-WDI	Population density inhabitants per km ² 113 (2021) Source: WB-WDI	Life expectancy at birth (women) years 84.5 (2022) Source: WB-WDI	Life expectancy at birth (men) years 78.8 (2022) Source: WB-WDI
--	---	--	--

Population in relation to Germany, 2023
1,000



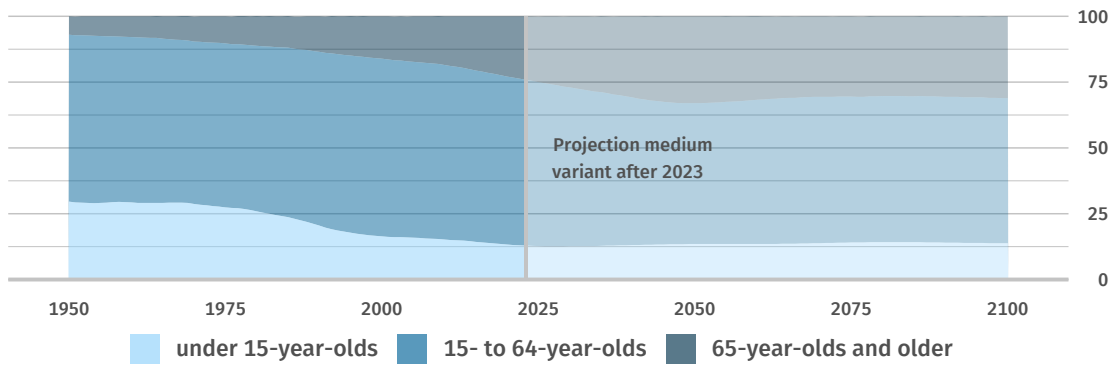
Source: WB-WDI

Population
1,000



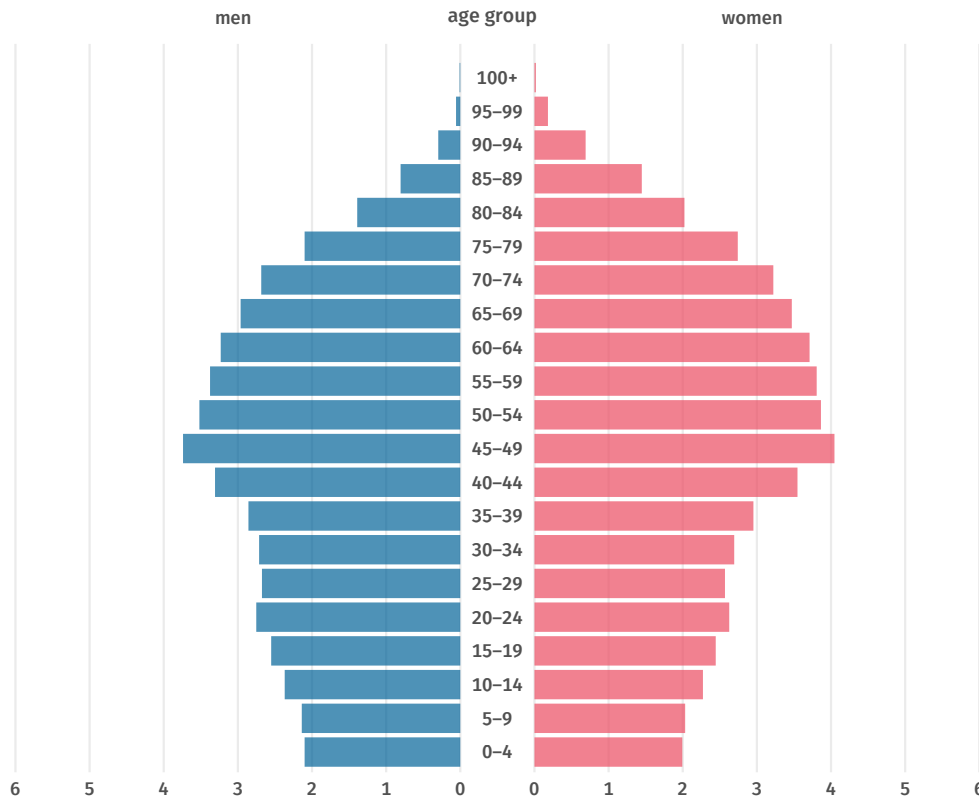
Source: UN-POP

Population by age group
proportion, %



Source: UN-POP

Population pyramid, 2023
% of total population



Source: UN-POP

Health

<p>Practising physicians per 1,000 inhabitants</p> <p>5.8 (2021) Source: WHO</p>	<p>Hospital beds per 1,000 inhabitants</p> <p>3.5 (2020) Source: WHO</p>	<p>Prevalence of raised blood pressure %</p> <p>17.9 (2019) Source: WHO</p>	<p>Prevalence of obesity (BMI >= 30) %</p> <p>21.8 (2022) Source: WHO</p>
---	---	--	---

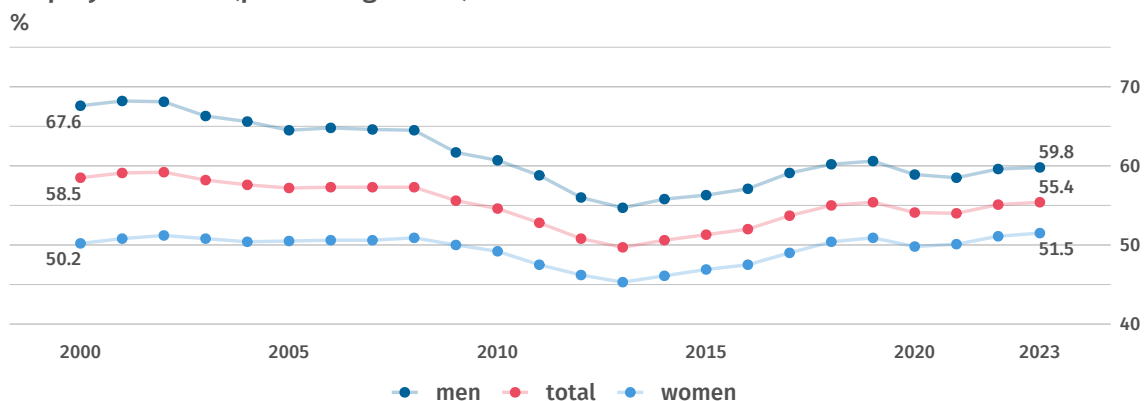
Education

<p>Government expenditure on education % of GDP</p> <p>5.0 (2020) Source: UNESCO</p>	<p>Pupil-teacher ratio (primary education) number</p> <p>12.4 (2017) Source: UNESCO</p>	<p>Pupil-teacher ratio (secondary education) number</p> <p>9.5 (2017) Source: UNESCO</p>	<p>Students (tertiary education) per 100,000 inhabitants</p> <p>3,466 (2018) Source: UNESCO*</p>
---	--	---	---

Labour force

<p>Employment rate (persons aged 15+) %</p> <p>55.4 (2023) Source: ILOSTAT</p>	<p>Labour force (persons aged 15+) 1,000</p> <p>5,276 (2023) Source: ILOSTAT</p>	<p>Labour force participation rate (persons aged 15+) %</p> <p>59.2 (2023) Source: ILOSTAT</p>	<p>Self-employment (persons aged 15+) %</p> <p>15.2 (2022) Source: ILOSTAT</p>
---	---	---	---

Employment rate (persons aged 15+)



Source: ILOSTAT

Employment and gross value added by sector, 2021

%

Employment



Gross value added



■ agriculture, forestry, fisheries ■ industry ■ services ■ not specified

Source for employment: ILOSTAT
Source for gross value added: UNSD

Unemployment rate
(persons aged 15+)
%

6.5
(2023)

Source: ILOSTAT

Unemployment rate
(persons aged 15 to 24)
%

18.6
(2023)

Source: ILOSTAT

Long-term unemployment rate
(persons aged 15+)
% of unemployed persons

43.3
(2021)

Source: ILOSTAT

Unemployment rate and youth unemployment rate

%



● youth unemployment rate (persons aged 15 to 24) ● unemployment rate (persons aged 15+)

Source: ILOSTAT



Living conditions

Human Development Index (HDI)

value (0 low to 1 high)

0.874

(2022)

Source: UNDP

Human Development Index (HDI)

rank (of 193 countries)

42

(2022)

Source: UNDP

Income distribution: Gini coefficient

value (0 to 100; 0=equal distribution)

34.6

(2021)

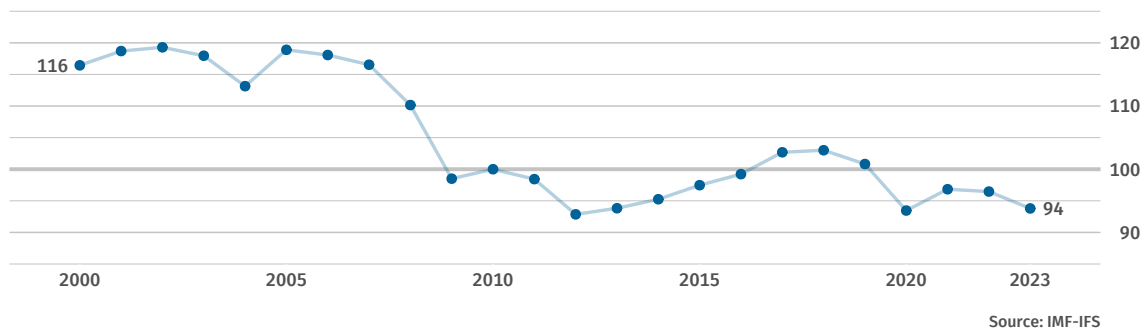
Source: WB-WDI



Manufacturing

Index of industrial production

2010=100



Agriculture and forestry

Change in agricultural production

% since 2000

+36

(2021)

Source: FAO*

Agricultural land

% of land area

43.3

(2021)

Source: FAO*

Forest area

% of land area

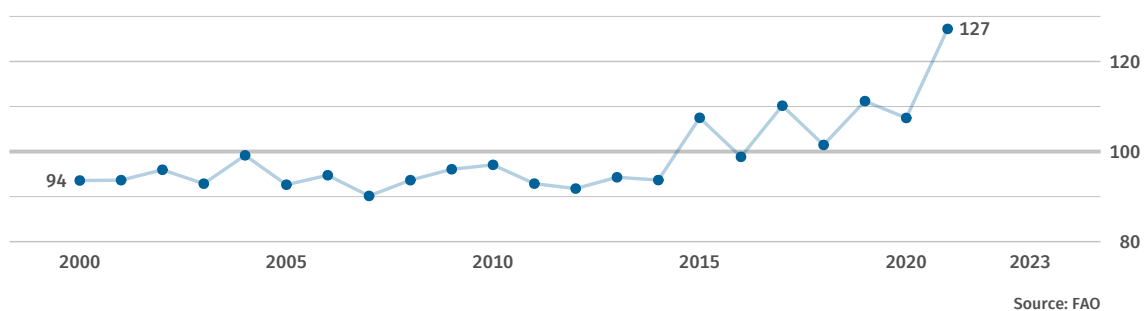
36.2

(2021)

Source: FAO*

Index of agricultural production

2014 to 2016 = 100





Foreign trade

Export of goods

bn US\$

84

(2023)

Source: UN Comtrade

Import of goods

bn US\$

113

(2023)

Source: UN Comtrade

Trade balance, goods

bn US\$

-30

(2023)

Source: UN Comtrade*

Export and import of goods

bn US\$



Source: UN Comtrade

Foreign trade balance

bn US\$



Source: UN Comtrade

Goods exported to Germany

mn US\$

9,081

(2023)

Source: UN Comtrade

Goods exported to Germany

% of all goods exported

10.8

(2023)

Source: UN Comtrade*

Goods imported from Germany

mn US\$

13,143

(2023)

Source: UN Comtrade

Goods imported from Germany

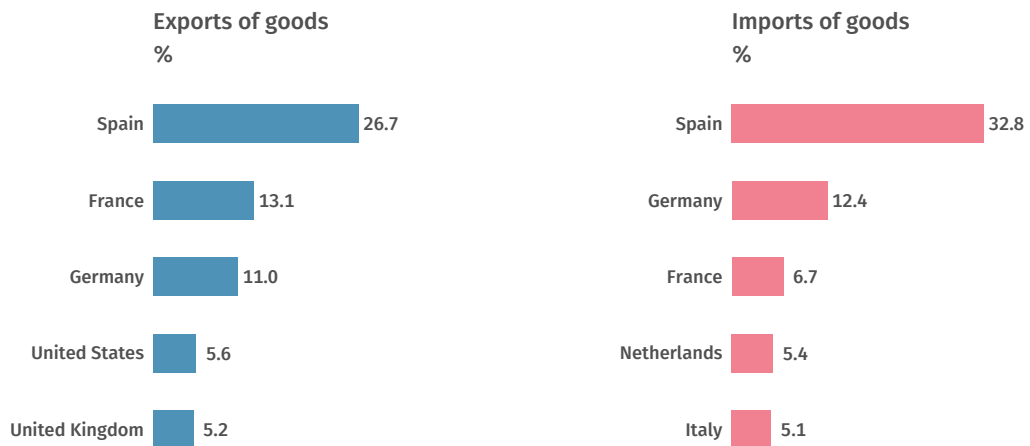
% of all goods imported

11.6

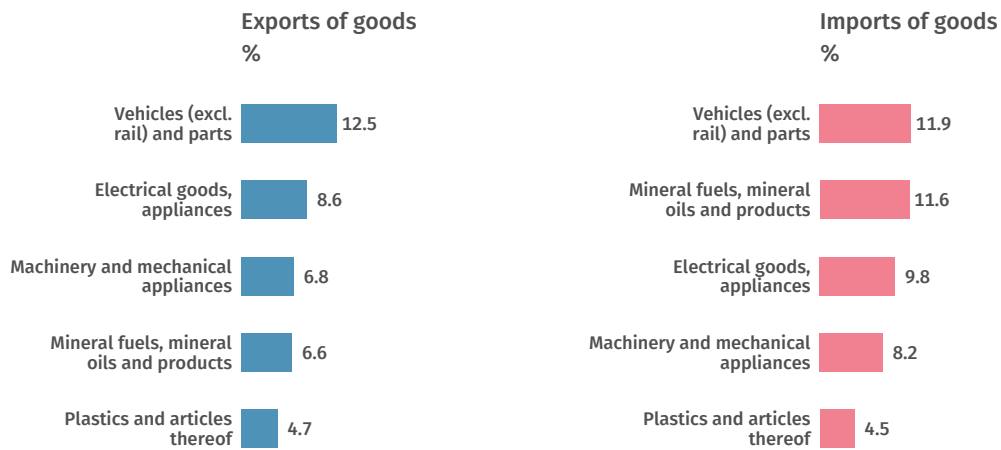
(2023)

Source: UN Comtrade*

Main trading partners, 2023



Main commodities traded, 2023



Source: UN Comtrade*

Classification of commodities: Harmonized Commodity Description and Coding Systems (HS2).



Transport

<p>Passenger cars per 1,000 inhabitants</p> <p>515 (2020) Source: OICA*</p>	<p>Total rail network km per 1 mn inhabitants</p> <p>244 (2021) Source: WB-WDI*</p>	<p>Air transport, passengers per 1,000 inhabitants</p> <p>778 (2021) Source: WB-WDI*</p>
--	--	---

Pump price for gasoline in relation to Germany US\$ per litre



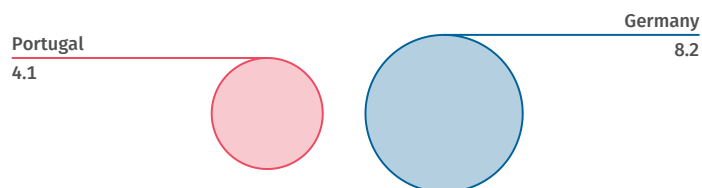
Source: GPP, 2024-07-29



Environment and energy

<p>Carbon dioxide emissions tonnes per capita</p> <p>4.1 (2022) Source: EDGAR</p>	<p>Total primary energy supply kg oil equivalent per capita</p> <p>2,132 (2015) Source: WB-WDI</p>	<p>Gross electricity consumption kWh per capita</p> <p>4,663 (2014) Source: WB-WDI</p>	<p>Renewable energy % of total final energy consumption</p> <p>32.3 (2021) Source: WB-WDI</p>
--	---	---	--

Carbon dioxide emissions in relation to Germany, 2022 tonnes per capita



Source: EDGAR



Science, research and technology

Gross domestic expenditure on R&D
% of GDP

1.3

(2018)

Source: UNESCO

Researchers

per 1 mn inhabitants

4,538

(2018)

Source: UNESCO

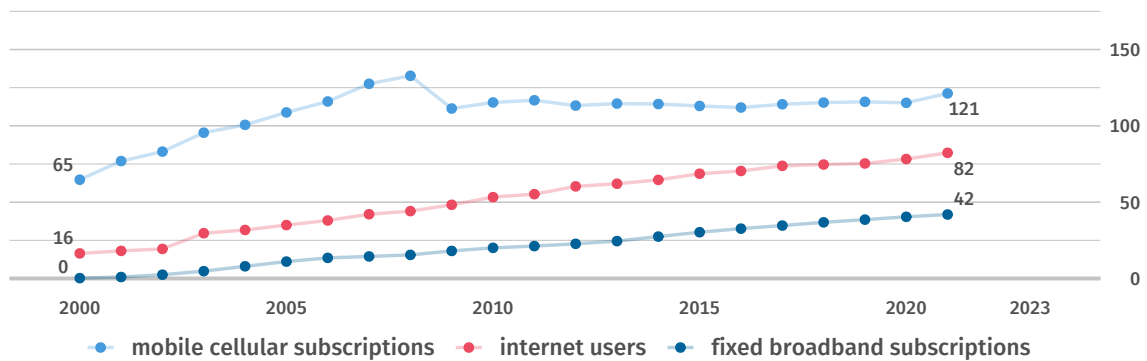
Resident patent applications
per 1 mn inhabitants

97

(2021)

Source: WIPO

Dissemination of communication technology per 100 inhabitants



Source: ITU



Sources

EDGAR	Emissions Database for Global Atmospheric Research, European Commission
FAO	United Nations, Food and Agricultural Organization
GPP	GlobalPetrolPrices.com
ILOSTAT	International Labour Organization, ILOSTAT - Database
IMF-IFS	International Monetary Fund, International Financial Statistics
IMF-WEO	International Monetary Fund, World Economic Outlook
ITU	United Nations, International Telecommunication Union
OICA	International Organization of Motor Vehicle Manufacturers
UN Comtrade	United Nations, Comtrade Database
UNCTAD	United Nations, Conference on Trade and Development
UNDP	United Nations Development Programme
UNESCO	United Nations, Educational, Scientific and Cultural Organization
UNPOP	United Nations, Population Division
UNSD	United Nations, Statistics Division
WB-WDI	World Bank, World Development Indicators
WHO	World Health Organization, Global Health Observatory
WIPO	World Intellectual Property Organization

* Own calculations based on the original data source.

©nanoline icons by vuuuds + Caviar-Premium Icons by Neway Lau, CreativMarket / own adaptation

Statistical country profiles on all UN Member States: www.destatis.de/countryprofiles