

Hungary

Statistical Country Profile



Edition 08/2024

Publication date: 05 August 2024

Contact us: www.destatis.de/contact
Phone: +49 611 75 2405

Contents

| | |
|--|----|
| General information | 3 |
| Economy and finance | 3 |
| Population | 5 |
| Health | 7 |
| Education | 7 |
| Labour force | 7 |
| Living conditions | 9 |
| Manufacturing | 9 |
| Agriculture and forestry | 9 |
| Foreign trade | 10 |
| Transport | 12 |
| Environment and energy | 12 |
| Science, research and technology | 13 |
| Sources | 13 |



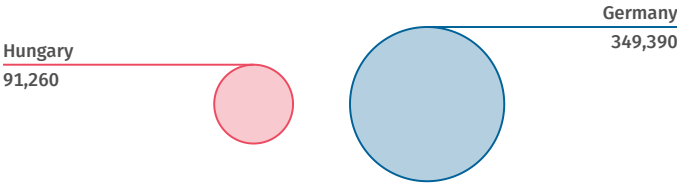
General information

Capital city
Budapest

Official language
Hungarian

Currency
Forint

Land area in relation to Germany
km²



Source: WB-WDI



Economy and finance

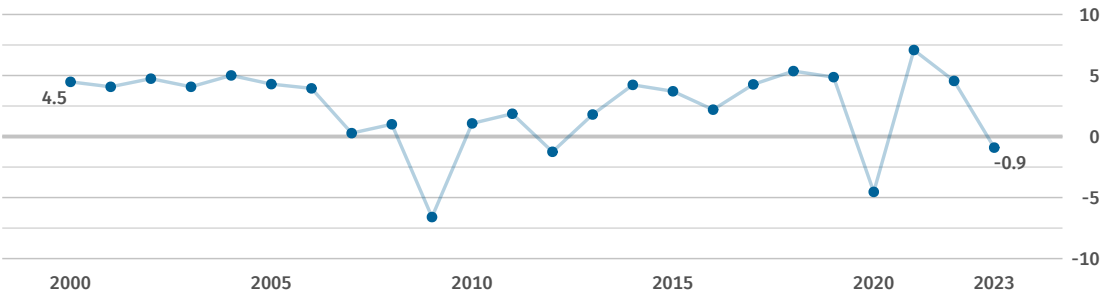
Gross domestic product
(GDP), total
bn US\$
213
(2023)
Source: IMF-WEO

GDP,
real change
% since 2000
+70
(2023)
Source: IMF-WEO*

GDP
per capita
US\$
22,147
(2023)
Source: IMF-WEO

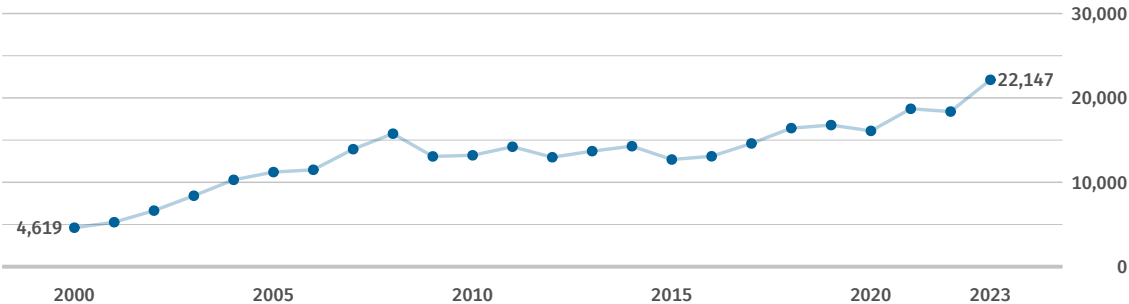
GDP
per capita
internat. US\$
43,567
(2023)
Source: IMF-WEO

Gross domestic product, real change
% on previous year



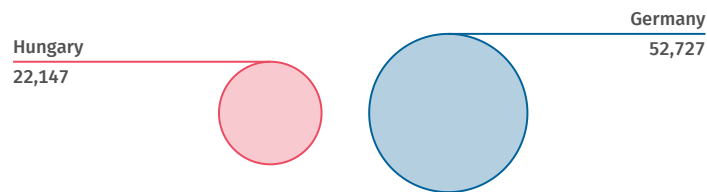
Source: IMF-WEO

Gross domestic product per capita
US\$



Source: IMF-WEO

Gross domestic product per capita in relation to Germany, 2023 US\$



Source: IMF-WEO

Inflation rate
(change of consumer
price index)
% on previous year

+17.1
(2023)

Source: IMF-IFS

General government
gross debt

% of GDP
73.4
(2023)

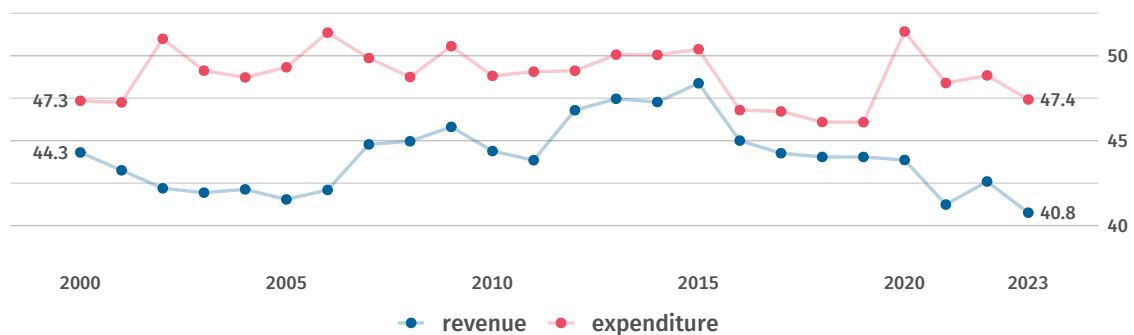
Source: IMF-WEO

General government
net lending / borrowing

% of GDP
-6.7
(2023)

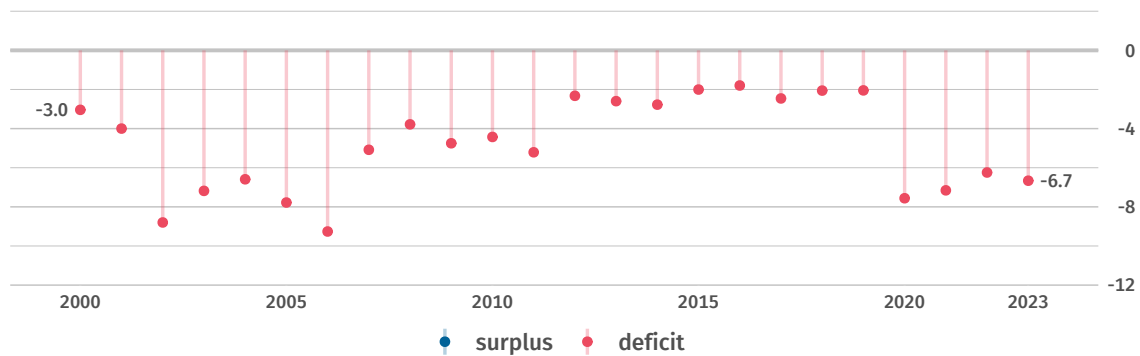
Source: IMF-WEO

General government revenue and expenditure % of GDP



Source: IMF-WEO

General government net lending / borrowing % of GDP



Source: IMF-WEO

Foreign direct investment (FDI):
inward stocks

bn US\$

104

(2022)

Source: UNCTAD

Foreign direct investment (FDI):
outward stocks

bn US\$

42

(2022)

Source: UNCTAD

Foreign direct investment (FDI):
net flow, inward

bn US\$

9

(2022)

Source: UNCTAD

Foreign direct investment (FDI):
net flow, outward

bn US\$

4

(2022)

Source: UNCTAD



Population

Population
total

1,000

9,590

(2023)

Source: WB-WDI

Population
density
inhabitants per km²

106

(2021)

Source: WB-WDI

Life expectancy
at birth (women)
years

79.5

(2022)

Source: WB-WDI

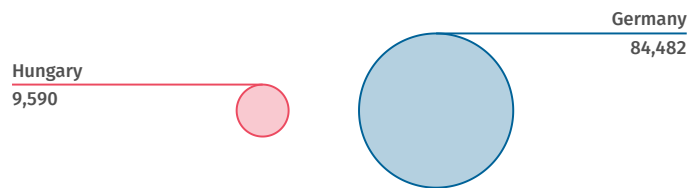
Life expectancy
at birth (men)
years

72.7

(2022)

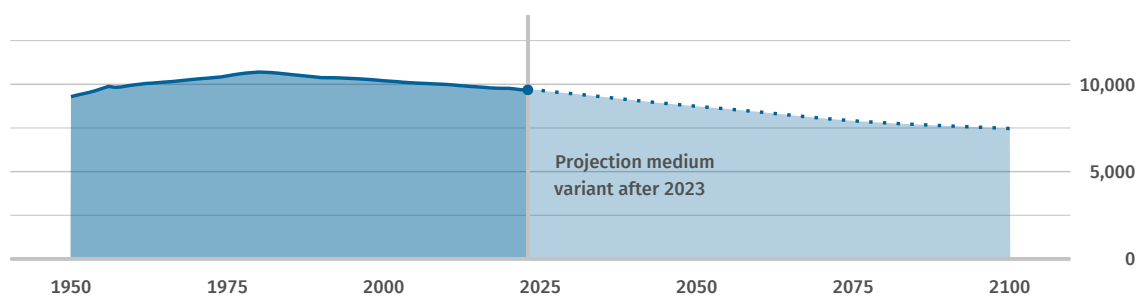
Source: WB-WDI

Population in relation to Germany, 2023 1,000



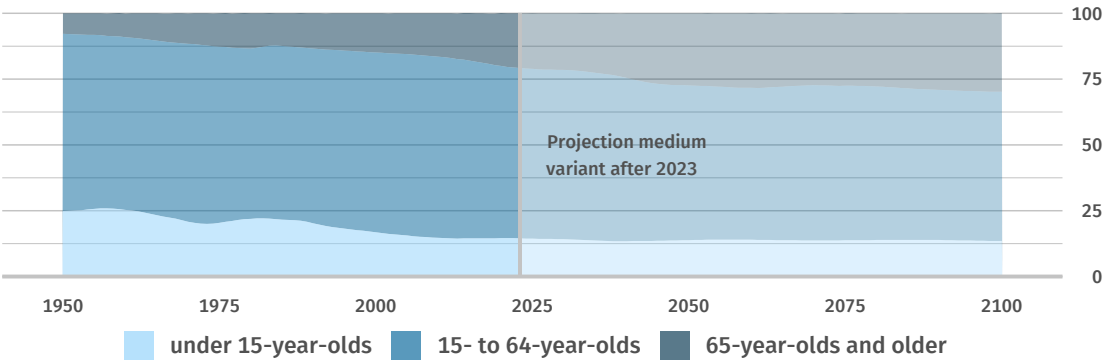
Source: WB-WDI

Population 1,000



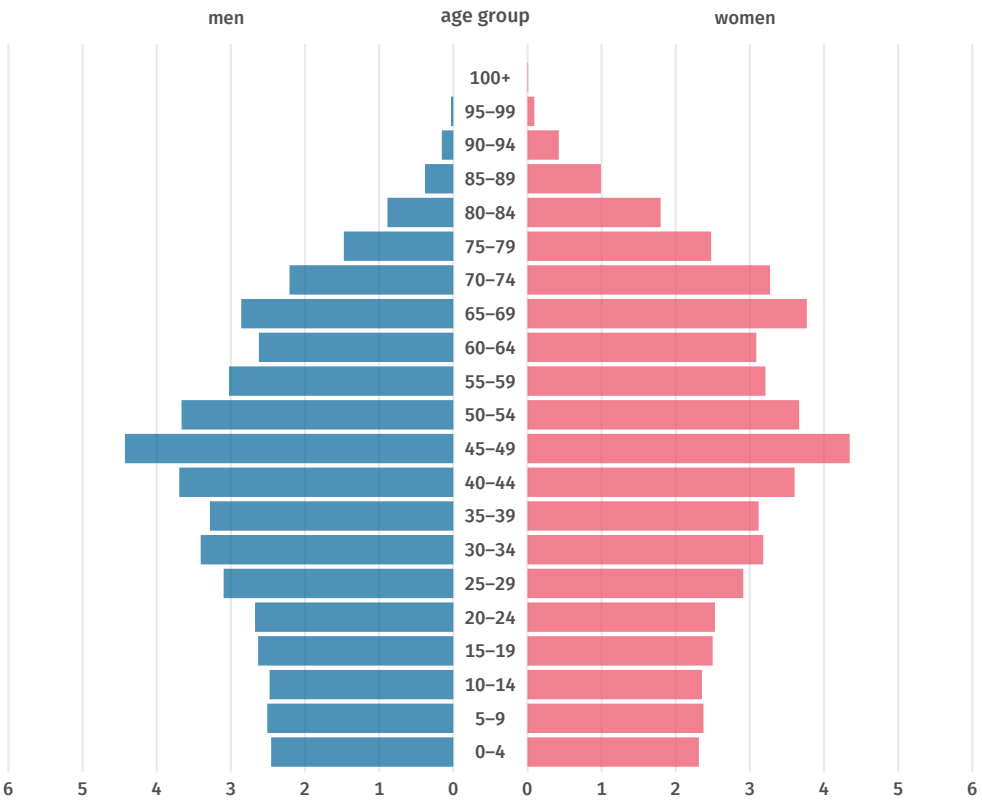
Source: UN-POP

Population by age group
proportion, %



Source: UN-POP

Population pyramid, 2023
% of total population



Source: UN-POP



Health

| | | | |
|--|--|---|--|
| Practising physicians per 1,000 inhabitants 3.3 (2021) Source: WHO | Hospital beds per 1,000 inhabitants 6.8 (2021) Source: WHO | Prevalence of raised blood pressure % 37.4 (2019) Source: WHO | Prevalence of obesity (BMI >= 30) % 31.7 (2022) Source: WHO |
|--|--|---|--|



Education

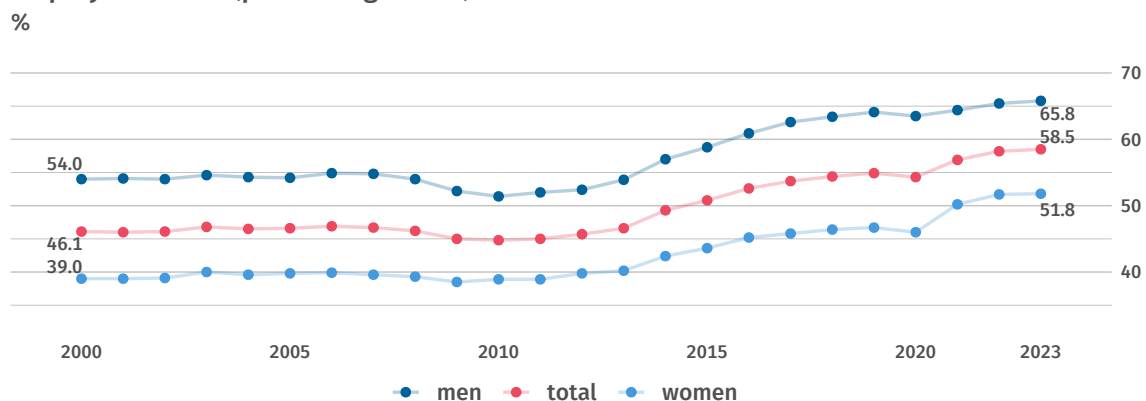
| | | | |
|--|---|---|--|
| Government expenditure on education % of GDP 4.8 (2020) Source: UNESCO | Pupil-teacher ratio (primary education) number 10.8 (2016) Source: UNESCO | Pupil-teacher ratio (secondary education) number 10.0 (2016) Source: UNESCO | Students (tertiary education) per 100,000 inhabitants 2,899 (2018) Source: UNESCO* |
|--|---|---|--|



Labour force

| | | | |
|--|--|--|--|
| Employment rate (persons aged 15+) % 58.5 (2023) Source: ILOSTAT | Labour force (persons aged 15+) 1,000 5,301 (2023) Source: ILOSTAT | Labour force participation rate (persons aged 15+) % 61.0 (2023) Source: ILOSTAT | Self-employment (persons aged 15+) % 12.7 (2022) Source: ILOSTAT |
|--|--|--|--|

Employment rate (persons aged 15+)



Employment and gross value added by sector, 2021

%

Employment



Gross value added



agriculture, forestry, fisheries industry services

Source for employment: ILOSTAT
Source for gross value added: UNSD

Unemployment rate
(persons aged 15+)

%

4.1

(2023)

Source: ILOSTAT

Unemployment rate
(persons aged 15 to 24)

%

12.7

(2023)

Source: ILOSTAT

Long-term unemployment rate
(persons aged 15+)

% of unemployed persons

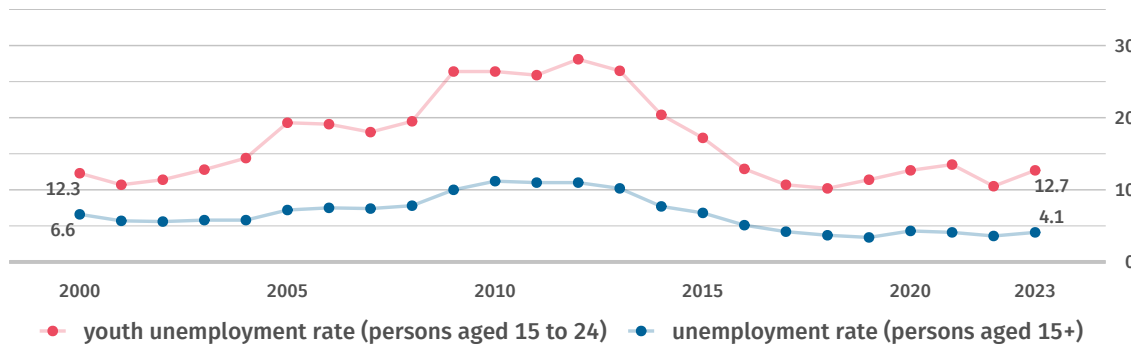
19.7

(2021)

Source: ILOSTAT

Unemployment rate and youth unemployment rate

%



— youth unemployment rate (persons aged 15 to 24) — unemployment rate (persons aged 15+)

Source: ILOSTAT



Living conditions

Human Development Index (HDI)

value (0 low to 1 high)

0.851

(2022)

Source: UNDP

Human Development Index (HDI)

rank (of 193 countries)

47

(2022)

Source: UNDP

Income distribution: Gini coefficient

value (0 to 100; 0=equal distribution)

29.2

(2021)

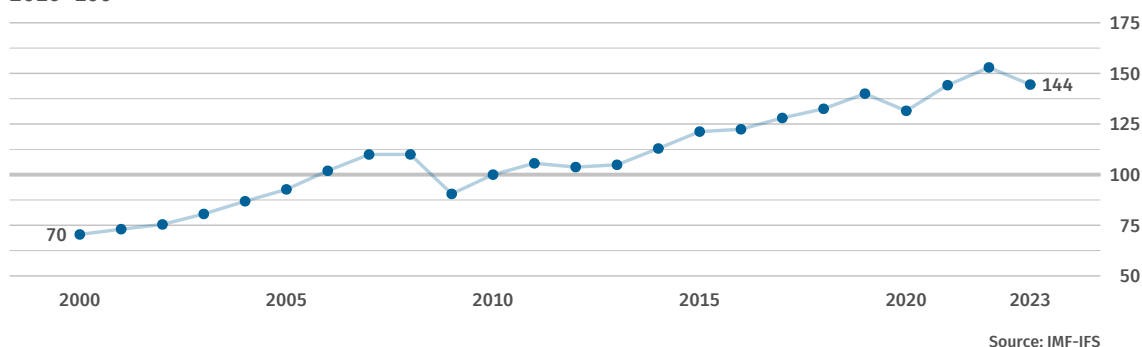
Source: WB-WDI



Manufacturing

Index of industrial production

2010=100



Agriculture and forestry

Change in agricultural production

% since 2000

+1

(2021)

Source: FAO*

Agricultural land

% of land area

55.3

(2021)

Source: FAO*

Forest area

% of land area

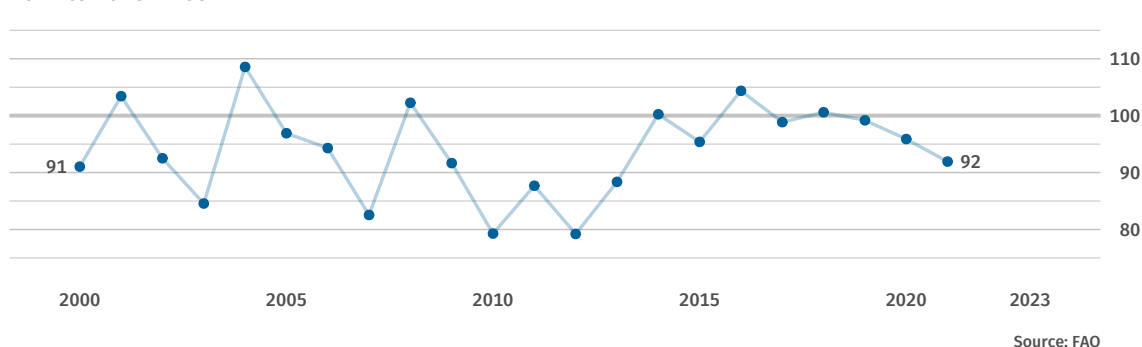
22.5

(2021)

Source: FAO*

Index of agricultural production

2014 to 2016 = 100





Foreign trade

Export of goods

bn US\$

158

(2023)

Source: UN Comtrade

Import of goods

bn US\$

149

(2023)

Source: UN Comtrade

Trade balance, goods

bn US\$

+9

(2023)

Source: UN Comtrade*

Export and import of goods

bn US\$



Foreign trade balance

bn US\$



Goods exported to Germany

mn US\$

41,321

(2023)

Source: UN Comtrade

Goods exported to Germany

% of all goods exported

26.1

(2023)

Source: UN Comtrade*

Goods imported from Germany

mn US\$

33,653

(2023)

Source: UN Comtrade

Goods imported from Germany

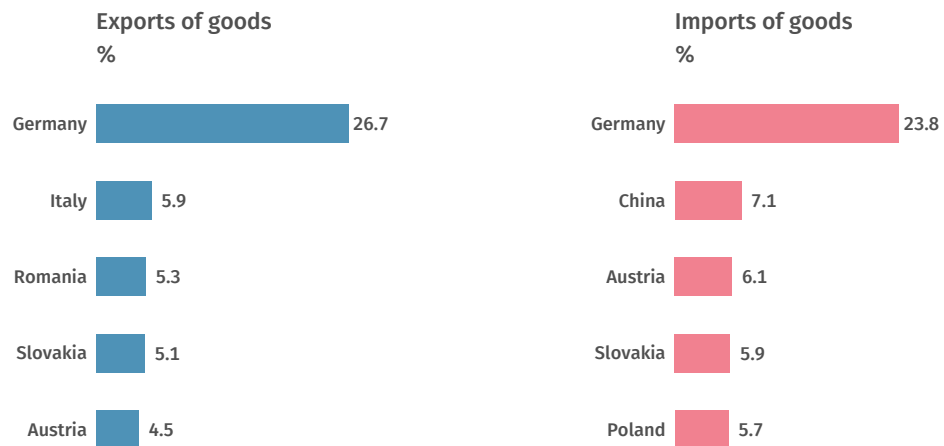
% of all goods imported

22.6

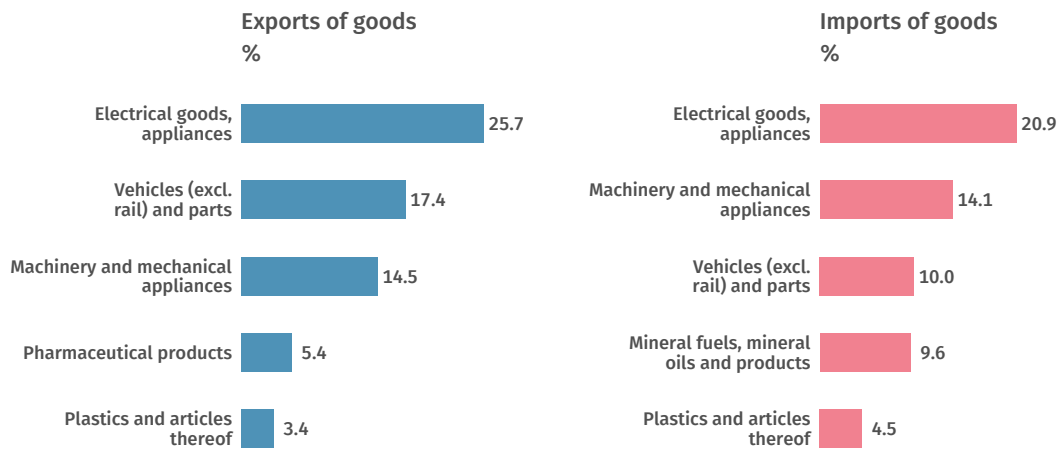
(2023)

Source: UN Comtrade*

Main trading partners, 2023



Main commodities traded, 2023



Source: UN Comtrade*

Classification of commodities: Harmonized Commodity Description and Coding Systems (HS2).

Transport

| | | |
|--|--|---|
| Passenger cars per 1,000 inhabitants 402 (2020) Source: OICA* | Total rail network km per 1 mn inhabitants 828 (2021) Source: WB-WDI* | Air transport, passengers per 1,000 inhabitants 2,073 (2021) Source: WB-WDI* |
|--|--|---|

Pump price for gasoline in relation to Germany US\$ per litre

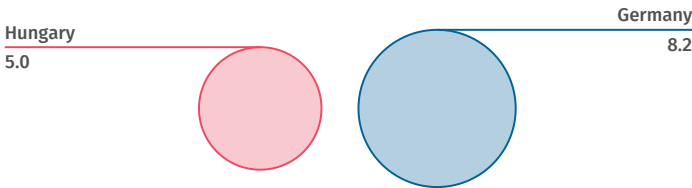


Source: GPP, 2024-07-29

Environment and energy

| | | | |
|---|--|--|--|
| Carbon dioxide emissions tonnes per capita 5.0 (2022) Source: EDGAR | Total primary energy supply kg oil equivalent per capita 2,433 (2015) Source: WB-WDI | Gross electricity consumption kWh per capita 3,966 (2014) Source: WB-WDI | Renewable energy % of total final energy consumption 15.3 (2021) Source: WB-WDI |
|---|--|--|--|

Carbon dioxide emissions in relation to Germany, 2022 tonnes per capita



Source: EDGAR



Science, research and technology

Gross domestic
expenditure on R&D
% of GDP

1.5

(2018)

Source: UNESCO

Researchers

per 1 mn inhabitants

3,238

(2018)

Source: UNESCO

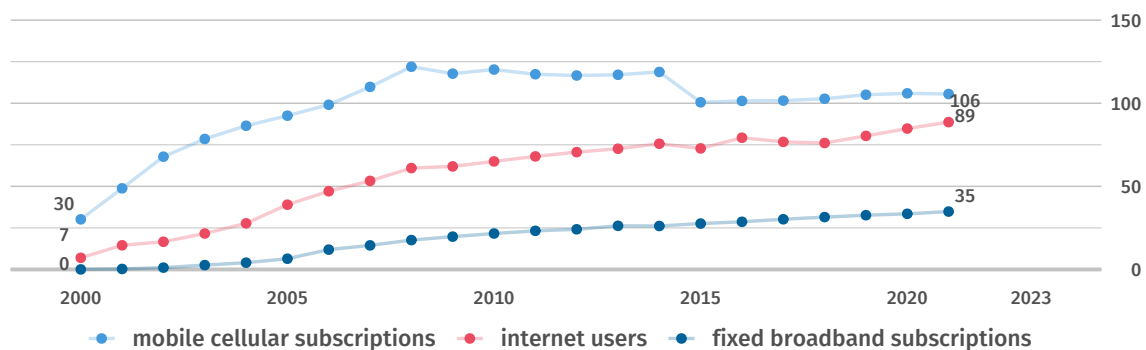
Resident patent
applications
per 1 mn inhabitants

57

(2021)

Source: WIPO

Dissemination of communication technology per 100 inhabitants



Source: ITU



Sources

| | |
|-------------|---|
| EDGAR | Emissions Database for Global Atmospheric Research, European Commission |
| FAO | United Nations, Food and Agricultural Organization |
| GPP | GlobalPetrolPrices.com |
| ILOSTAT | International Labour Organization, ILOSTAT - Database |
| IMF-IFS | International Monetary Fund, International Financial Statistics |
| IMF-WEO | International Monetary Fund, World Economic Outlook |
| ITU | United Nations, International Telecommunication Union |
| OICA | International Organization of Motor Vehicle Manufacturers |
| UN Comtrade | United Nations, Comtrade Database |
| UNCTAD | United Nations, Conference on Trade and Development |
| UNDP | United Nations Development Programme |
| UNESCO | United Nations, Educational, Scientific and Cultural Organization |
| UNPOP | United Nations, Population Division |
| UNSD | United Nations, Statistics Division |
| WB-WDI | World Bank, World Development Indicators |
| WHO | World Health Organization, Global Health Observatory |
| WIPO | World Intellectual Property Organization |

* Own calculations based on the original data source.

©nanoline icons by vuuds + Caviar-Premium Icons by Neway Lau, CreativMarket / own adaptation

Statistical country profiles on all UN Member States: www.destatis.de/countryprofiles