

Austria

Statistical Country Profile



Edition 08/2024

Publication date: 05 August 2024

Contact us: www.destatis.de/contact
Phone: +49 611 75 2405

Contents

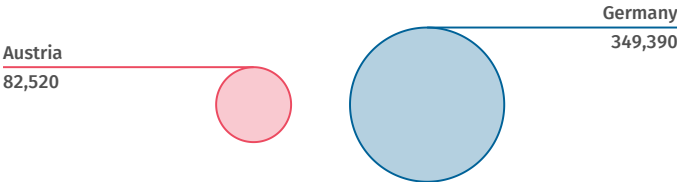
General information	3
Economy and finance	3
Population	5
Health	7
Education	7
Labour force	7
Living conditions	9
Manufacturing	9
Agriculture and forestry	9
Foreign trade	10
Transport	12
Environment and energy	12
Science, research and technology	13
Sources	13



General information

Capital city Vienna	Official language German	Currency Euro
-------------------------------	------------------------------------	-------------------------

Land area in relation to Germany km²



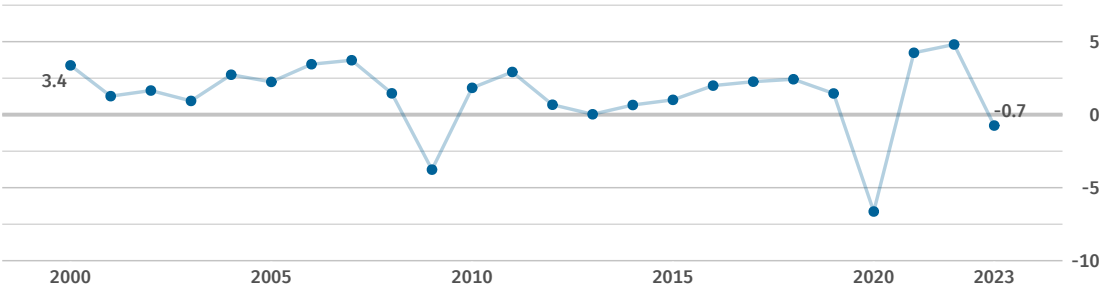
Source: WB-WDI



Economy and finance

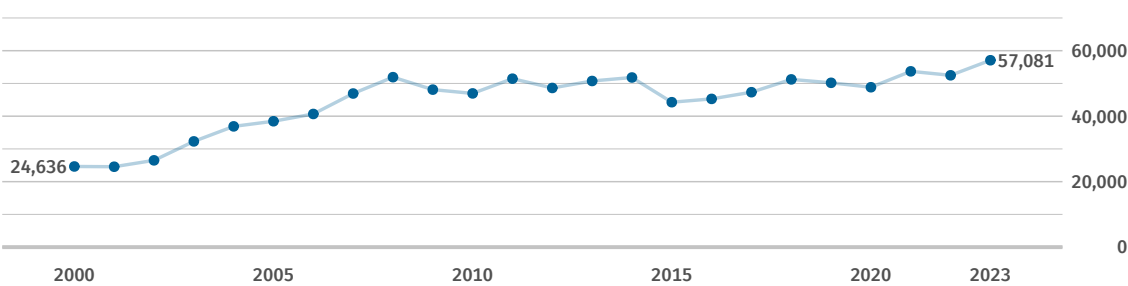
Gross domestic product (GDP), total bn US\$ 520 (2023) Source: IMF-WEO	GDP, real change % since 2000 +35 (2023) Source: IMF-WEO*	GDP per capita US\$ 57,081 (2023) Source: IMF-WEO	GDP per capita internat. US\$ 67,738 (2023) Source: IMF-WEO
---	--	--	--

Gross domestic product, real change % on previous year



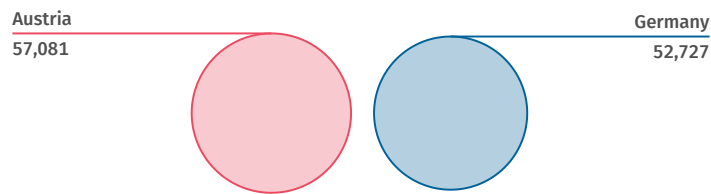
Source: IMF-WEO

Gross domestic product per capita US\$



Source: IMF-WEO

Gross domestic product per capita in relation to Germany, 2023 US\$



Source: IMF-WEO

Inflation rate
(change of consumer
price index)
% on previous year

+7.8
(2023)

Source: IMF-IFS

General government
gross debt

% of GDP
75.5
(2023)

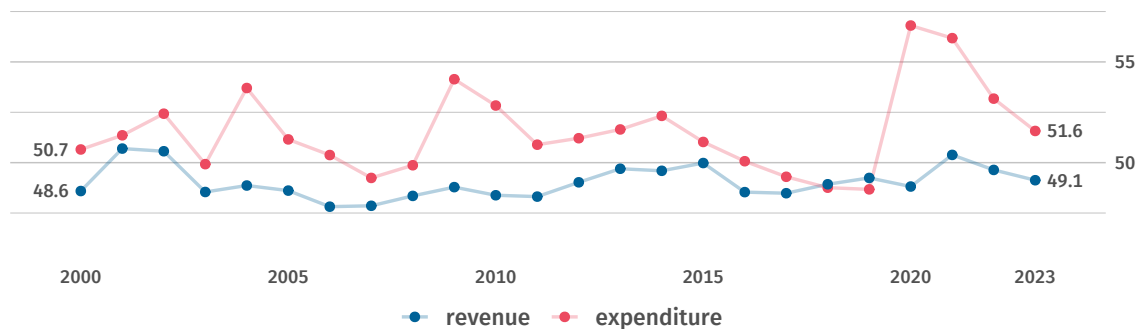
Source: IMF-WEO

General government
net lending / borrowing

% of GDP
-2.4
(2023)

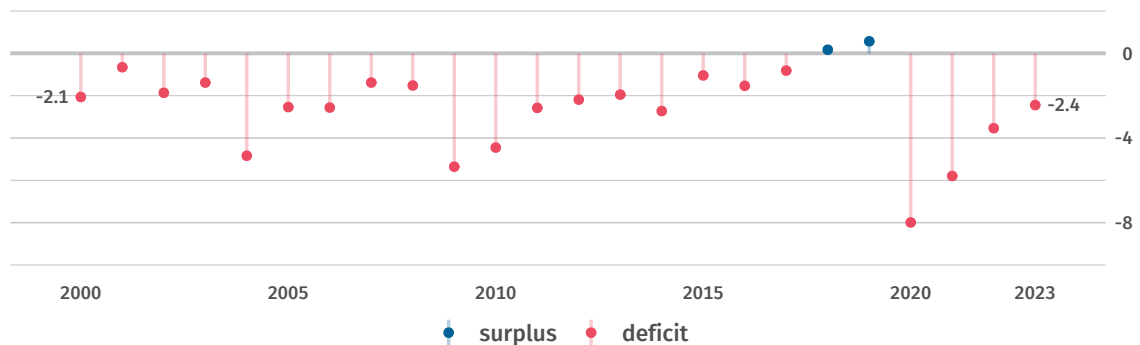
Source: IMF-WEO

General government revenue and expenditure % of GDP



Source: IMF-WEO

General government net lending / borrowing % of GDP



Source: IMF-WEO

Foreign direct investment (FDI):
inward stocks

bn US\$

204

(2022)

Source: UNCTAD

Foreign direct investment (FDI):
outward stocks

bn US\$

254

(2022)

Source: UNCTAD

Foreign direct investment (FDI):
net flow, inward

bn US\$

2

(2022)

Source: UNCTAD

Foreign direct investment (FDI):
net flow, outward

bn US\$

0

(2022)

Source: UNCTAD



Population

Population
total

1,000

9,132

(2023)

Source: WB-WDI

Population
density

inhabitants per km²

109

(2021)

Source: WB-WDI

Life expectancy
at birth (women)

years

83.5

(2022)

Source: WB-WDI

Life expectancy
at birth (men)

years

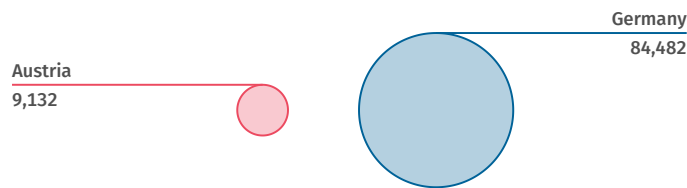
78.8

(2022)

Source: WB-WDI

Population in relation to Germany, 2023

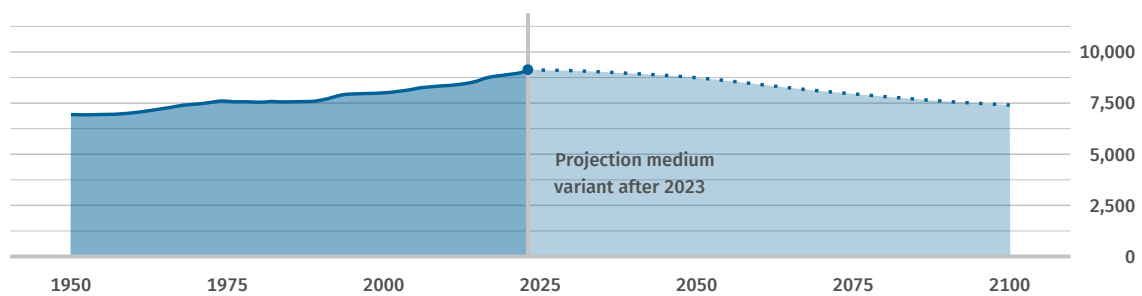
1,000



Source: WB-WDI

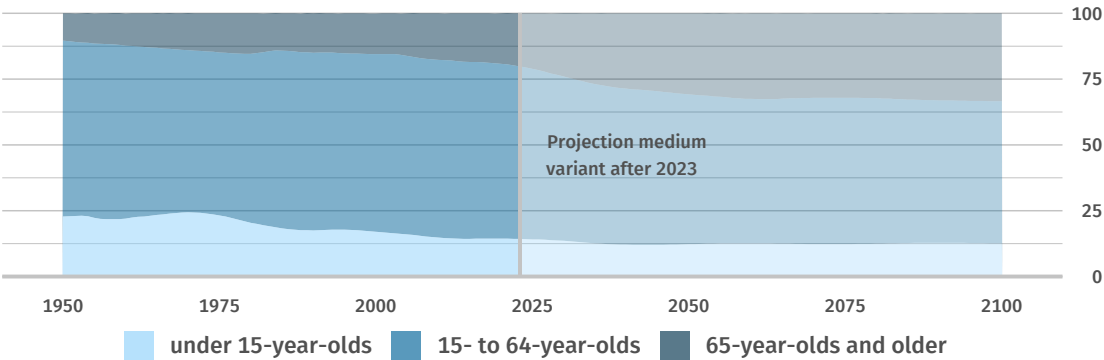
Population

1,000

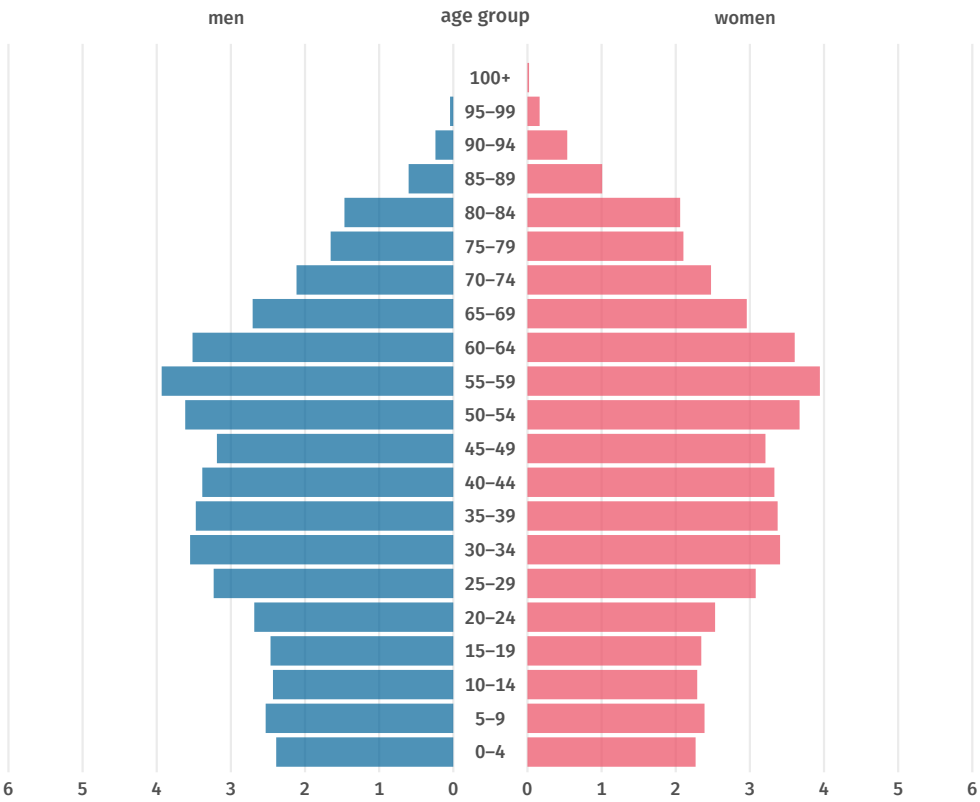


Source: UN-POP

Population by age group
proportion, %



Population pyramid, 2023
% of total population





Health

Practising physicians per 1,000 inhabitants 5.5 (2022) Source: WHO	Hospital beds per 1,000 inhabitants 7.1 (2020) Source: WHO	Prevalence of raised blood pressure % 24.6 (2019) Source: WHO	Prevalence of obesity (BMI >= 30) % 15.4 (2022) Source: WHO
--	--	---	--



Education

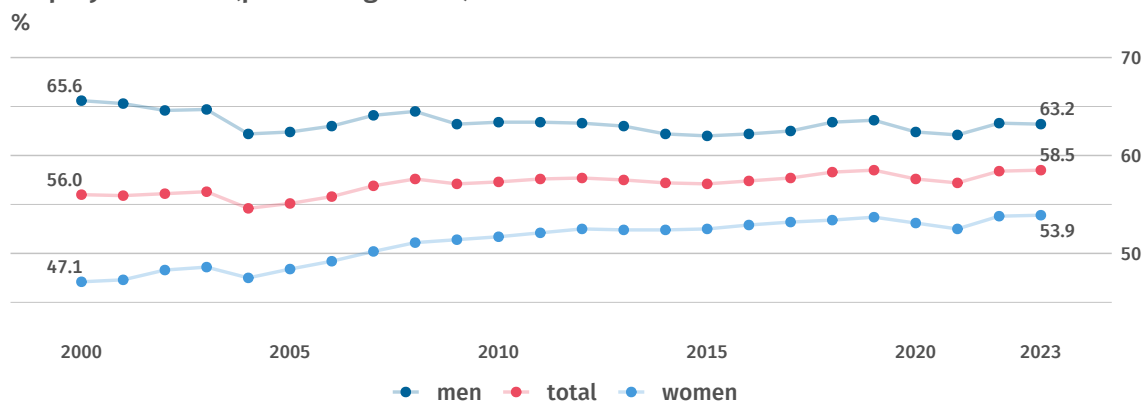
Government expenditure on education % of GDP 5.1 (2020) Source: UNESCO	Pupil-teacher ratio (primary education) number 10.0 (2017) Source: UNESCO	Pupil-teacher ratio (secondary education) number 9.3 (2017) Source: UNESCO	Students (tertiary education) per 100,000 inhabitants 4,866 (2018) Source: UNESCO*
--	---	--	--



Labour force

Employment rate (persons aged 15+) % 58.5 (2023) Source: ILOSTAT	Labour force (persons aged 15+) 1,000 4,734 (2023) Source: ILOSTAT	Labour force participation rate (persons aged 15+) % 61.7 (2023) Source: ILOSTAT	Self-employment (persons aged 15+) % 12.7 (2022) Source: ILOSTAT
--	--	--	--

Employment rate (persons aged 15+)



Employment and gross value added by sector, 2021

%

Employment



Gross value added



agriculture, forestry, fisheries industry services not specified

Source for employment: ILOSTAT
Source for gross value added: UNSD

Unemployment rate
(persons aged 15+)
%

5.3
(2023)

Source: ILOSTAT

Unemployment rate
(persons aged 15 to 24)
%

10.4
(2023)

Source: ILOSTAT

Long-term unemployment rate
(persons aged 15+)
% of unemployed persons

24.7
(2021)

Source: ILOSTAT

Unemployment rate and youth unemployment rate

%



Source: ILOSTAT



Living conditions

Human Development Index (HDI)

value (0 low to 1 high)

0.926

(2022)

Source: UNDP

Human Development Index (HDI)

rank (of 193 countries)

22

(2022)

Source: UNDP

Income distribution: Gini coefficient

value (0 to 100; 0=equal distribution)

30.7

(2021)

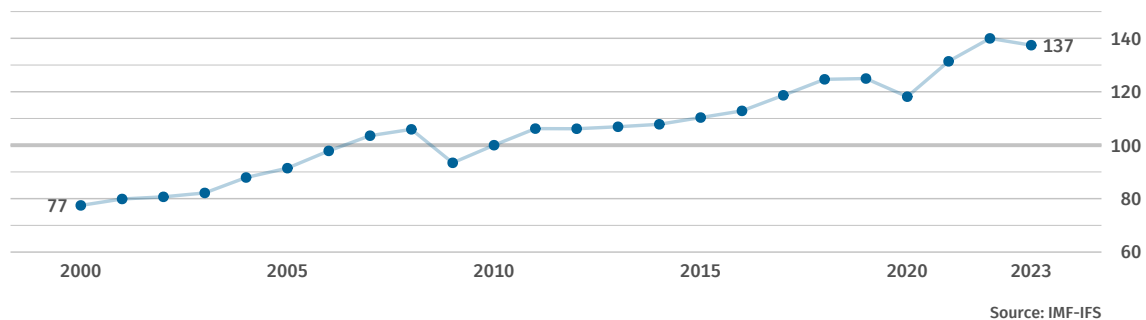
Source: WB-WDI



Manufacturing

Index of industrial production

2010=100



Agriculture and forestry

Change in agricultural production

% since 2000

+4

(2021)

Source: FAO*

Agricultural land

% of land area

31.5

(2021)

Source: FAO*

Forest area

% of land area

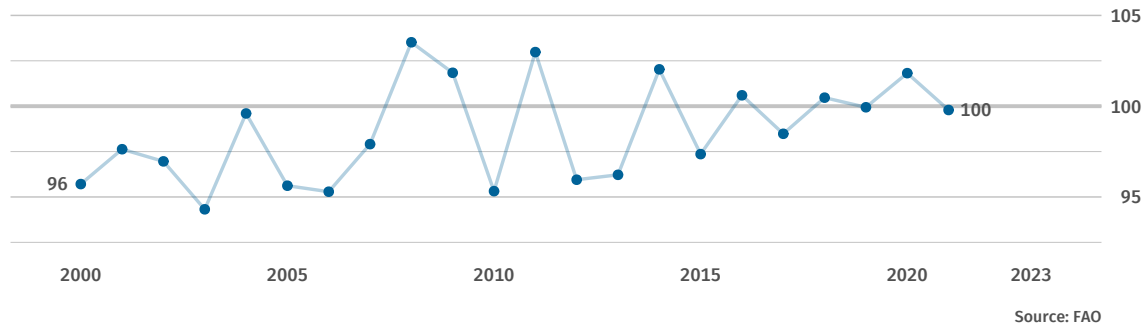
47.3

(2021)

Source: FAO*

Index of agricultural production

2014 to 2016 = 100





Foreign trade

Export of goods

bn US\$

204

(2022)

Source: UN Comtrade

Import of goods

bn US\$

226

(2022)

Source: UN Comtrade

Trade balance, goods

bn US\$

-23

(2022)

Source: UN Comtrade*

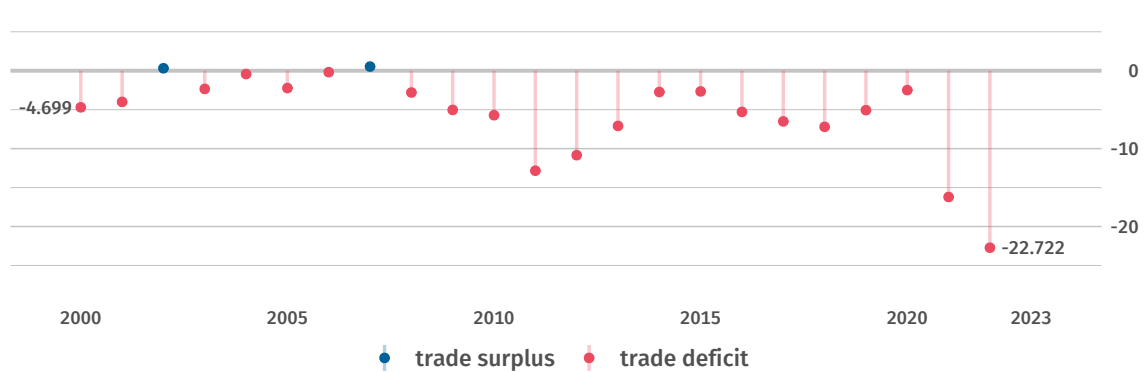
Export and import of goods

bn US\$



Foreign trade balance

bn US\$



Goods exported to Germany

mn US\$

60,537

(2022)

Source: UN Comtrade

Goods exported to Germany

% of all goods exported

29.7

(2022)

Source: UN Comtrade*

Goods imported from Germany

mn US\$

71,729

(2022)

Source: UN Comtrade

Goods imported from Germany

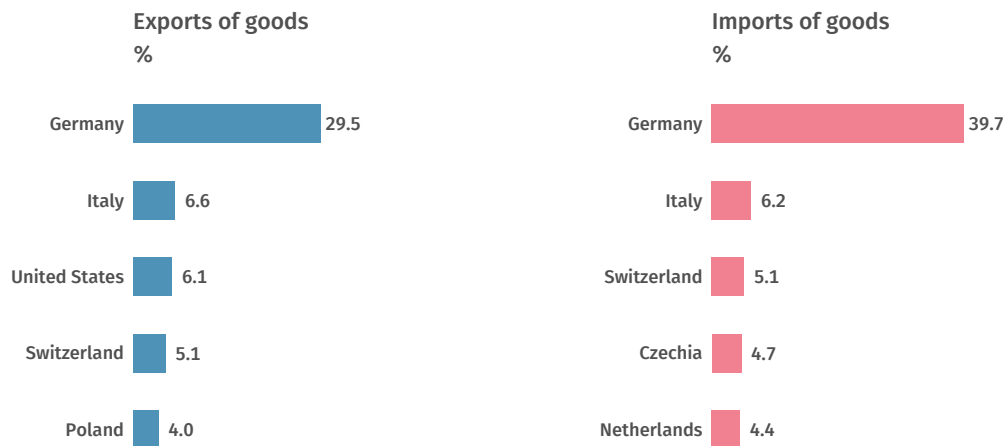
% of all goods imported

31.7

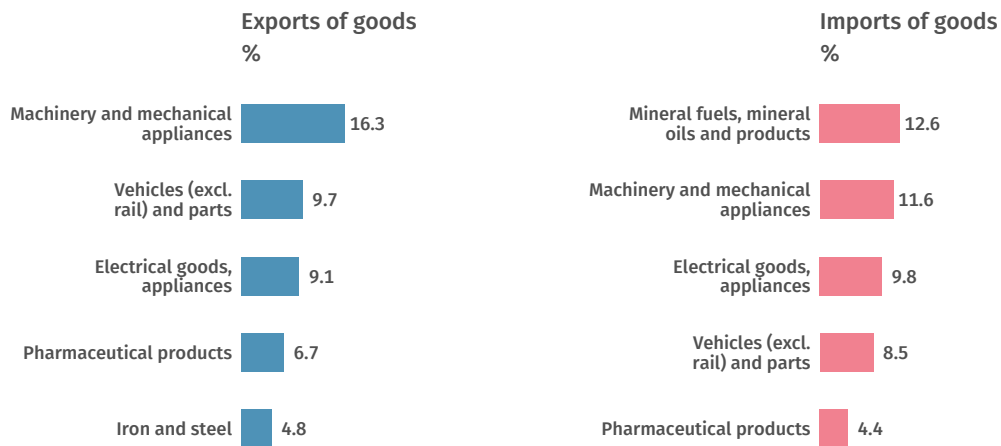
(2022)

Source: UN Comtrade*

Main trading partners, 2022



Main commodities traded, 2022



Source: UN Comtrade*

Classification of commodities: Harmonized Commodity Description and Coding Systems (HS2).



Transport

Passenger cars
per 1,000 inhabitants

571

(2020)

Source: OICA*

Total rail network
km per 1 mn inhabitants

554

(2021)

Source: WB-WDI*

Air transport, passengers
per 1,000 inhabitants

2,110

(2021)

Source: WB-WDI*

Pump price for gasoline in relation to Germany US\$ per litre



Source: GPP, 2024-07-29



Environment and energy

Carbon dioxide
emissions
tonnes per capita

6.9

(2022)

Source: EDGAR

Total primary
energy supply
kg oil equivalent per capita

3,800

(2015)

Source: WB-WDI

Gross electricity
consumption
kWh per capita

8,356

(2014)

Source: WB-WDI


Renewable
energy
% of total final energy
consumption

36.0

(2021)

Source: WB-WDI

Carbon dioxide emissions in relation to Germany, 2022 tonnes per capita



Source: EDGAR



Science, research and technology

Gross domestic
expenditure on R&D

% of GDP

3.2

(2019)

Source: UNESCO

Researchers

per 1 mn inhabitants

5,733

(2018)

Source: UNESCO

Resident patent
applications

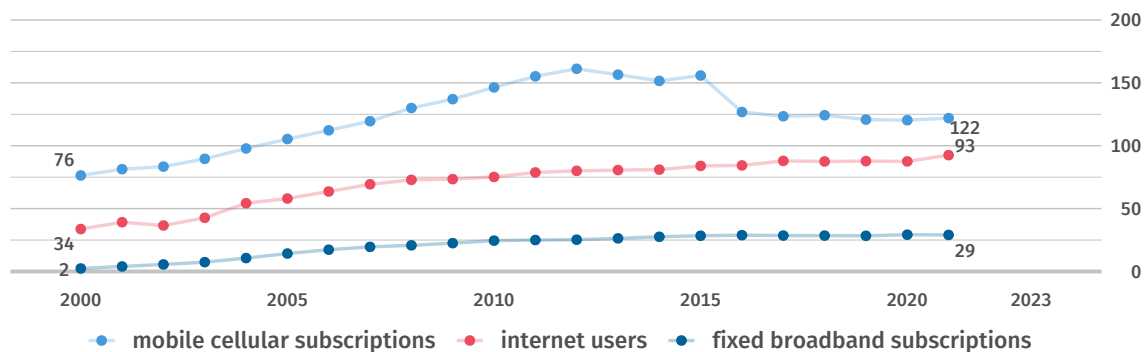
per 1 mn inhabitants

468

(2021)

Source: WIPO

Dissemination of communication technology per 100 inhabitants



Source: ITU



Sources

EDGAR	Emissions Database for Global Atmospheric Research, European Commission
FAO	United Nations, Food and Agricultural Organization
GPP	GlobalPetrolPrices.com
ILOSTAT	International Labour Organization, ILOSTAT - Database
IMF-IFS	International Monetary Fund, International Financial Statistics
IMF-WEO	International Monetary Fund, World Economic Outlook
ITU	United Nations, International Telecommunication Union
OICA	International Organization of Motor Vehicle Manufacturers
UN Comtrade	United Nations, Comtrade Database
UNCTAD	United Nations, Conference on Trade and Development
UNDP	United Nations Development Programme
UNESCO	United Nations, Educational, Scientific and Cultural Organization
UNPOP	United Nations, Population Division
UNSD	United Nations, Statistics Division
WB-WDI	World Bank, World Development Indicators
WHO	World Health Organization, Global Health Observatory
WIPO	World Intellectual Property Organization

* Own calculations based on the original data source.

©nanoline icons by vuuds + Caviar-Premium Icons by Neway Lau, CreativMarket / own adaptation

Statistical country profiles on all UN Member States: www.destatis.de/countryprofiles