

**YOUR BENEFIT.
OUR MISSION.**



Published by

Federal Statistical Office (Destatis)

www.destatis.de

Published in November 2018

Order number: 0000199-18900-4

Photo credits

© Statistisches Bundesamt (Destatis)

The icons depicted on pages 6, 12 and 19 originate from or are based on:

© nanoline icons by vuuuds / CreativMarket / © Caviar-Premium Icons by Neway Lau / CreativMarket / adapted by the authors. TWITTER, TWEET, RETWEET and the Twitter logo are registered trademarks of Twitter, Inc. or its affiliates.

© Statistisches Bundesamt (Destatis), 2018

Reproduction and distribution, also of parts, are permitted provided that the source is mentioned.

Foreword

The Federal Statistical Office at a Glance

“Data are the raw material of the twenty-first century“	7
1.1 This is us	8
1.2 Our mission – our goals	8
1.3 Official statistics: facts with a seal of quality	9
1.4 Great responsibilities demand reliable partnerships	9
1.5 Our services for you	10
1.6 Our record for 2017.....	11

2 Statistics Today


Our goals	13
2.1 Implementing the Digital Agenda	13
2.2 Continuing to reduce the burden on respondents	14
2.3 Co-shaping a modern register landscape – e.g. with an integrated register census	15
2.4 Expanding georeferencing and the use of open data	16
2.5 Further intensifying European collaboration	17
2.6 Summary and look ahead	18

3 In Thematic Focus

The work programme of federal statistics	20
3.1 People in Germany	21
3.2 Education, research and culture	25
3.3 Labour market and social issues	28
3.4 Economy and energy	32
3.5 Environment	39
3.6 Agriculture	42
3.7 Construction and housing	44
3.8 Mobility and transport infrastructure	46
3.9 Health and long-term care	48
3.10 Government and finance	50
3.11 Justice	54
3.12 Indicators	55

Foreword

By Dr. Georg Thiel, President, and Beate Glitza,
Vice-President of the Federal Statistical Office.



DEAR READER,

The system of official statistics in Germany provides information collected in a functionally independent and methodologically well-based manner for fact-based decision-making – for citizens, business and industry, science and policy-makers.

With this publication *Your Benefit. Our Mission.* we would like to give you an overview of the work of the Federal Statistical Office as well as our present thematic priorities and goals.

In Chapter One, we introduce ourselves, our objectives and our services and provide an overview of our partners with whom we work together at the national, European and international levels.

Like much in life, statistics are constantly evolving. Therefore, in Chapter Two we focus on the most important trends and goals today for the further development of federal statistics. Keywords for these include digitalisation, reducing the burden on respondents, register use and open data.

The third, programmatic chapter focuses primarily on the needs of our users. For example, we focus on our major policy-relevant topics, which provide detailed information about the living conditions, the economy and the environment in Germany and can contribute to evidence-based policy-making.

In collaboration with the statistical offices of the Länder, the Federal Statistical Office provides high quality, comprehensive statistical information about Germany – make use of this knowledge!

We wish you a stimulating read.



Dr. Georg Thiel
President of the Federal Statistical Office

Beate Glitza
Vice-President of the Federal Statistical Office

1 The Federal Statistical Office at a Glance

Facts and analyses: our service for you. The Federal Statistical Office is the first point of contact for statistical information on society, the economy and the environment. You will find out how we work and what services we offer on the following pages.

Official statistics –
a reliable partner



Facts & correlations



Consulting & analysis



Online offers




Objective –
independent –
high quality

“Data are the raw material of the twenty-first century”

These were the words of Chancellor Dr. Angela Merkel in the run-up to the 2016 CeBIT computer trade fair. What has once again gained a new dimension for digital society over the past decade has always been at the core of the Federal Statistical Office’s work:

To provide policy-makers and society with neutral, objective and functionally independent statistics. So that everyone can have a well-founded grasp of Germany and so that democratic decision-making processes are based on facts.



1.1 This is us

The Federal Statistical Office has about 2,300 persons employed (as of July 2018). About 20 percent of the staff have an academic education, primarily in economics, social sciences, mathematics, law, geography and computer science.

The heads of the Federal Statistical Office are President Dr. Georg Thiel and Vice-President Beate Glitza. The President is also traditionally the Federal Returning Officer. He is thus responsible for preparing and conducting the elections to the German Bundestag and the Members of the European Parliament from the Federal Republic of Germany. As chairman of the Federal Electoral Committee, the President also establishes the election results of Bundestag and European elections. In addition, the President is head of the Constituency Commission, whose task it is to report on changes of population figures in the electoral area, and to indicate whether and what modifications of the electoral area structure they deem necessary in this regard.

Alongside the President and the Vice-President, eight heads of department form the senior management of the Federal Statistical Office.

The Federal Statistical Office in figures, 2018

Persons employed	Number
Wiesbaden	1,720
Bonn	565
Berlin	25
Total	2,310

Proportion of	%
Employees	68
Public officials	30
Apprentices	2
Women among persons employed	58
Women among executives	37

1.2 Our mission – our goals

Our mission is to provide and disseminate statistical information. This information must be objective, independent and of high quality. It is available to all: politicians, administration, business and industry, science and citizens. The Federal Statistics Act defines the responsibilities of the Federal Statistical Office.

Since the state and administration in Germany are organised federally, we conduct the nationwide statistics together with the statistical offices of the Länder. Hence, the system of federal statistics is largely decentrally organised.

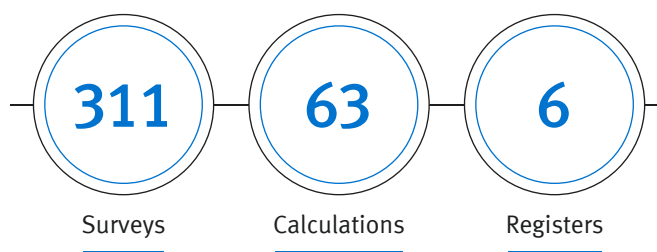
The Federal Statistical Office ensures that the federal statistics are free of overlaps and are produced according to uniform methods and on schedule. For this reason

- ▶ we prepare the individual statistics methodologically and technically,
- ▶ we continuously further develop the programme of federal statistics,
- ▶ we coordinate the statistics with each other,
- ▶ we compile the federal results and publish them.

In doing so, we always have our vision in mind to be the leading provider of high-quality statistical information about Germany.

Our tasks also include the provision of European and international comparative figures. Thus, we provide important contextual information for the evaluation and assessment of Germany's situation.

Number of federal statistics



The statistical offices of the Länder are responsible for producing about two thirds of the statistics (250) and their processing up to the respective Land result. Just over one third of the statistics (130) are centrally produced by the Federal Statistical Office.

1.3 Official statistics: facts with a seal of quality

We deliver reliable data. We follow the requirements of our users and compile our statistics to meet the quality criteria of relevance, accuracy and reliability, timeliness and punctuality, coherence and comparability, accessibility and clarity. We are constantly developing our range of data.

The European Statistics Code of Practice, a self-commitment of the statistical offices at national and European level defining and strengthening the independence, integrity and accountability of the statistical authorities, is decisive for our work. The aim is to produce official statistics in all Member States of the European Union (EU) and the European statistical office (Eurostat) free of political interference and according to recognised scientific methods. The 15 principles of the Code of Practice thus form a unique quality framework for the European Statistical System (ESS).



1.4 Great responsibilities demand reliable partnerships

The statistical offices of the Länder are indispensable partners for us. However, we also cooperate with other national and international partners in order to improve the information and services offered together with them and to further develop statistics at European and international level.

Our partnerships with public authorities, ministries, science and businesses and industry also serve this purpose: to provide even better statistical information for everyone.

Throughout Europe, we are closely linked by legislation with the statistical institutes of the EU Member States and the European statistical office (Eurostat). In accordance with Regulation (EC) No 223/2009 on European statistics the Federal Statistical Office is responsible for coordinating activities of national agencies contributing to European statistics and acts as the sole contact point for Eurostat.

The Federal Statistical Office carries out supporting projects in international statistical cooperation. Countries of focus are EU candidate countries, Western Balkan countries and countries of the eastern EU Neighbourhood Policy, Central Asian countries, important partner countries such as China and Russia, and other Asian countries.

Respondents are also indispensable partners for the Federal Statistical Office, whose interests we take into account. Their data form the basis of every survey carried out by the statistical offices. As important as these data are for society, we realise that providing information is also perceived as a burden. We are working on minimising the obligation to provide information for enterprises and private individuals, but without jeopardising the methodological quality and information value of our statistical products.



- Locations of the Federal Statistical Office (Destatis)
- Locations of the statistical offices of the Länder

See page 59 for a more detailed portrayal and more information about the statistical offices of the Länder.

1.5 Our services for you

Visit our website www.destatis.de

“Online first” is also the credo for the publication of information by the Federal Statistical Office. You can find the latest results right on the starting page, for example in our press releases, under “Facts & Figures” or in the [GENESIS-Online](http://www.destatis.de/genesis) database (www.destatis.de/genesis). Here you will find all the data of the Federal Statistical Office updated daily in two languages. The data retrieved can be saved individually and visualised in diagrams or geographic maps. Our result tables are available in Excel, HTML and CSV format.

Follow us on Twitter:  [@destatis](https://twitter.com/destatis)

Our [central information service](#) is available at all times at www.destatis.de/contact to all statistics users. The more detailed your inquiries are, the more targeted the information we can deliver to you.

Press

For journalists we offer a comprehensive, fast and media-tailored information service on all statistical questions. Our press office will find you competent interviewees from the statistical departments.

Contact: +49 (0) 611 / 75 34 44 or
www.destatis.de/contact

Competent advice for policy-making decisions

The capital city service of the Federal Statistical Office in Berlin advises political and policy-related institutions on all matters relating to the data provided by the Federal Statistical Office. A service office in the German Bundestag provides parliamentarians and committees with statistics on many political topics. Embassies, federal authorities and associations also use our information and service offer in Berlin.

Come see us:

[Service Office for Statistics at the German Bundestag](#)

Marie-Elisabeth-Lüders-Haus/MELH 4.334

Contact: +49 (0) 30 / 22 73 73 10 or
bundestag@destatis.de

[Berlin Information Point: capital city communications](#)

Friedrichstraße 50 (Checkpoint Charlie)

D-10117 Berlin

Contact: +49 (0) 30 / 1 86 44 94 34 or
i-punkt@destatis.de

Special evaluations

In addition to our standard publications, the Federal Statistical Office also draws up special evaluations commissioned by third parties. A special evaluation is a tailored evaluation of data not already available from the standard programme.

Contact: +49 (0) 611 / 75 45 74 or
www.destatis.de/contact

1.6 Our record for 2017

Inquiries

- 680** inquiries made by the German Bundestag to the capital city service
- 16,302** telephone inquiries on our service numbers
- 15,022** written inquiries to the central information service

Press

- 478** press releases
- 4** press conferences (not including those by the Federal Returning Officer)

Twitter

- 1,417** Destatis Tweets for about
- 15,000** followers

GENESIS-Online

- 238** available statistics with a total of
- 863 million** available figures.
- 3.6 million** table retrievals per year

Statistics are always evolving

In order to remain the leading information service provider for quality-assured data and statistical information in Germany in the twenty-first century, the statistical offices of the Federation and the Länder must now take advantage of the opportunities of digitalisation.

Further development of the statistical infrastructure is crucial to making statistics processes more efficient and the new technological possibilities offer potential for data acquisition and processing.

2 Statistics Today

Using the opportunities provided by digitalisation and open data, reducing the burden of bureaucratic obligations and introducing register-based data surveys: these are the topics that will determine the future of official statistics.



Digitalisation



Burden reduction




Register use



Open data



Europe



Our goals

With our statistical results, we not only depict the here and now, but also provide basic information on **trends** in society, the economy and the environment. Digitalisation and globalisation shape global economic activity and the ways of life of our modern society. This changes both the information needs and the requirements of the users for access to information and the further utilisation of data.

To meet these demands – to represent life’s reality appropriately and with the most up-to-date data – is the mission of the Federal Statistical Office. In doing so, we must constantly review, further develop and adapt our methods and working procedures, especially with regard to the political requirements and the trends of the time.

This chapter describes the challenges the Federal Statistical Office will face in coming years and what means it will employ to master them.

The following topics are the focus for this:

- › Implementing the Digital Agenda
- › Continuing to reduce the burden on respondents
- › Co-shaping a modern register landscape – e.g. with an integrated register census
- › Expanding georeferencing and the use of open data
- › Further intensifying European collaboration

2.1 Implementing the Digital Agenda

Digitalisation is not an end in itself; nor is statistics. Both serve a higher objective: the constantly improved, more efficient and at the same time secure provision of information.

Digitalisation is undoubtedly the central mega-topic that the administrations in Germany also have to face. The Federal Statistical Office is relatively advanced in the field. Nevertheless, we want to make even better use of the opportunities resulting from digitalisation. One focus of our work is the research and development of new methods for collecting, processing and using data. We use digital possibilities, for example to carry out initial projects for the use of web scraping (direct collection of suitable data by scouring internet sites), machine learning (for a more automated data editing) or open data platforms. We are also building up communications with the public digitally: smartphones and tablets, social media and interactive offers are changing our outward appearance and contributing to greater **user-friendliness**. But they also work inwards: as an agency, we are in the midst of a **cultural transformation** because we want to make our data even better available to the changing society. This means that we are also reviewing our processes and ways of working. With our **Digital Agenda** we have launched an overall plan for the realisation of the Digital Transformation by 2020, with which we are pursuing the following goals:

- › Entirely electronic data management,
- › Digital workflows,
- › Changed working methods,
- › (Further) automation of process steps,
- › Creation of new digital offers,
- › Increased timeliness,
- › Improved quality and efficiency.

But in order to advance digitalisation not only in-house but also in the system of official statistics in general, we are presently working with the statistical offices of the Länder on a Digital Agenda for the network of statistical offices. In this way, we also want to exploit the opportunities offered by digitalisation in collaboration and to become faster and more efficient as a network of statistical offices.

2.2 Continuing to reduce the burden on respondents

The respondents are important to us because their data form the basis of our work. Wherever possible, the burden of surveys should be further reduced. For this purpose, statistical offices in Germany have implemented various measures in recent years. For example, we have discontinued entire sets of statistics, omitted the collection of individual characteristics, extended the periodicity of surveys, reduced the number of respondents and noticeably relieved respondents of statistical reporting obligations through rationalisation measures.

We will not rest there, but consistently continue to follow this pathway.

In an interministerial working group of the Federation and the Länder planned by the Federal Government, measures to [reduce statistical obligations](#) especially in economic statistics, will be developed in the coming years. We aim to contribute to this process competently and comprehensively.

To further reduce the burden of statistical and reporting obligations on respondents, a variety of “levers” can be identified:

- Wherever possible, we aim to further reduce the burden of existing surveys by, for example, eliminating surveys or variables, extending periodicity, reducing sample size or adjusting cut-off limits. However, we do not want to focus solely on this, because the national economic statistics are already predominantly geared towards a one-to-one implementation of European binding standards. This sets limits to our rationalisation potentials.
- Instead, we are also focusing on other measures to lastingly reduce the burden of statistical obligations so as not to violate European requirements and not to risk too much information loss for the users. These include [optimisation \(in particular simplification\) of reporting channels](#) and [increased use of alternative data sources](#), such as administrative data and new digital data.

Approaches to reducing the burden

Review the need for information	Optimise reporting channels	Utilise alternative data sources
Discontinue surveys	Expand e.core ¹	Access to networked public registers ➤ Replace variables ➤ Replace surveys
Discontinue variables	Improve IDEV 4.0 ² user-friendliness	Access to scanner data
Extend periodicity	One face to the customer	Access to mobile data
Smaller samples/ cut-off limits	Once only in statistics	Access to satellite data

¹ [Core – Common Online Rawdata Entry](#)

Method to automatically generate statistical data from the software systems of enterprises and public authorities and securely transmit them to the statistical offices

² [IDEV – \(Internet-based data collection of the statistical offices of the Federation and the Länder\)](#)

The statistical data are reported directly by electronic online forms via the internet. IDEV offers a variety of supporting functions that considerably reduce reporting efforts. It is planned to upgrade the existing IDEV system for data delivery via mobile devices.

2.3 Co-shaping a modern register landscape – e.g. with an integrated register census

The demands on the census and demographic statistics are subject to profound change nationally and internationally. In future, results need to be available in georeferenced form each year and on a small scale.

This is undoubtedly another major challenge that the statistical offices of the Federation and the Länder are addressing with a view to future requirements. In order to actively meet this challenge and also to relieve the burden on our respondents, we want to use administrative data and official registers for statistical purposes in future and to refrain from supplementary surveys. For this purpose, we are gradually establishing an information platform for data available at authorities. One of our most important goals in this context is to determine the population figures from 2024 onwards using an [integrated register census](#). It is envisaged that the statistical information required for this purpose will be obtained in full – in compliance with data protection provisions – from quality-assured administrative registers, thus making supplementary surveys unnecessary. To this end, we have set up a new Register Census Project Unit.

In order to achieve these objectives, prerequisites must be created to link the registers simply and in compliance with data protection regulations. For this, the “Austrian model” is a promising approach, as depicted in the report “Mehr Leistung für Bürger und Unternehmen: Verwaltung digitalisieren. Register modernisieren.” by the National Regulatory Control Council (available at www.nationaler-normenkontrollrat.de › Service › Publikationen › Gutachten).

Moreover, the establishment of new registers is necessary in some areas. For example, an educational register could help to procure the census variables on educational attainment and to create flow statistics across educational fields. In addition, a register-based source for the collection of data on buildings and dwellings has to be created in order to cover this central area of the census and to relieve the owners of buildings and dwellings from the provision of information.



2.4 Expanding georeferencing and the use of open data

The point of statistics is for them to be disseminated, communicated and used. The [publication of small-area data](#) presently represents another important objective of all official statistics in Germany. The small-area, georeferenced and interactive presentation of results is not only important for determining the population from 2024 (census post-2021) in the course of the development of an integrated register census, but also for a variety of other statistics.

The declared goal is to georeference all statistics that can be georeferenced by the end of 2019. In total, around 150, or more than one third of all statistics can potentially be georeferenced. In addition to registers and complete counts, these also include sample-based statistics. In the first quarter of 2018, 74 statistics were georeferenced. We have our goal in sight and are making steady progress in this area as well.

A variety of representations and analyses can be carried out on the basis of georeferenced information. In official statistics, small-area cartographic representations have been implemented as grid maps (Atlas of Agricultural Statistics, Census Atlas 2011). On their basis, neighbourhood analyses can be carried out, for example on the threat of flooding or noise pollution from traffic infrastructure in certain regions.

But even large-area structural data can be obtained through geocoding. One example is hospital accessibility on the basis of georeferenced census data. Thus, a structural statement, for example on the question “How many people in Germany need how long to get to the nearest hospital?” can be made by geocoding hospitals and overlaying this with population data.

Georeferencing statistics has a high potential that goes far beyond the small-area representation of individual statistics. It offers completely new visualisation and dissemination possibilities. Using the spatial reference, data from different statistics can be linked with each other, but also with information from other data sources. The Federal Statistical Office therefore initiated the [DEStatGeo project](#) in 2018. Its goal is to develop a geodatabase with a web interface in which georeferenced and other geospatial data from the Federal Statistical Office can be linked to other (open) administrative data. We also make use of the experience of our national and international partners.

In future, our georeferenced statistics will be made available openly and in a machine-readable manner, in the long term also as [linked open data](#). By providing them as open data, third parties, such as start-ups, could use them for their own products. This supports the projects and measures agreed in the coalition agreement of the Federal Government with the aim of providing all administrative data as open by default.

What is geocoding?

Geocoding is the technical input of the geocoordinates to data sets, which are then transferred to rasters (grid cells) in the next step. Compared to administrative spatial divisions, grid-based representations are independent of territorial reforms and associated changes.

Small-area data enable, among other things, evidence-based policy-making and political strategy monitoring.

There are already interactive data offers based on geocoded data for the population census and the agricultural census as best practices in the network of statistical offices.

In the age of open data, geocoded data are understood as self-evident metadata whose analysis potential goes far beyond small-area representations. Using geocoding, information from different sources, each with a spatial reference, can be linked and analysed together – thus making geocoded data georeferenced information.

2.5 Further intensifying European collaboration

In our globalised and increasingly complex world, the need for transnational statistical information is rising. In order to be able to respond effectively to new national and international challenges for official statistics, joint work in the [European Statistical System \(ESS\)](#) is of great importance to the Federal Statistical Office alongside national cooperation in the network of statistical offices. Only with cross-border cooperation and a coherent statistical system can we provide the necessary answers to forward-looking questions such as how new digital data and administrative data sources can be used through new methods and collection procedures for official statistics or how data and IT services can be exchanged efficiently with partners in the ESS.

Our focus is on the development and provision of high-quality statistics for the implementation of EU policies in economic, social, environmental and societal fields. New needs for action have been identified, for example, in improved measurement of the impacts of globalisation and digitalisation on EU economies and businesses and EU citizens, expanding migration statistics, developing modernised population and housing census programmes and population statistics following the 2021 census round as well as increased use of geodata and geographic information management in statistics production.

[Legislation regarding EU statistics](#) will also be made more efficient and future-oriented by further reducing the administrative burden and standardising the now heterogeneous individual statistical regulations. This would enable better, and above all faster responses to political data demands. This is being done by merging existing (single) statistical regulations in framework regulations for specific statistical areas:

- › Two proposals for framework regulations are presently being intensely discussed in the EU legislative process:
 - › For social statistics, the Integrated European Social Statistics (IESS) and
 - › for business statistics, the Framework Regulation Integrating Business Statistics (FRIBS).

- › For agricultural statistics, in addition, a framework regulation will soon be brought into effect on Integrated Farm Statistics (IFS). A framework regulation is also planned for Statistics on Agricultural Input and Output (SAIO).
- › Moreover, a possible framework regulation on population statistics is also being discussed.

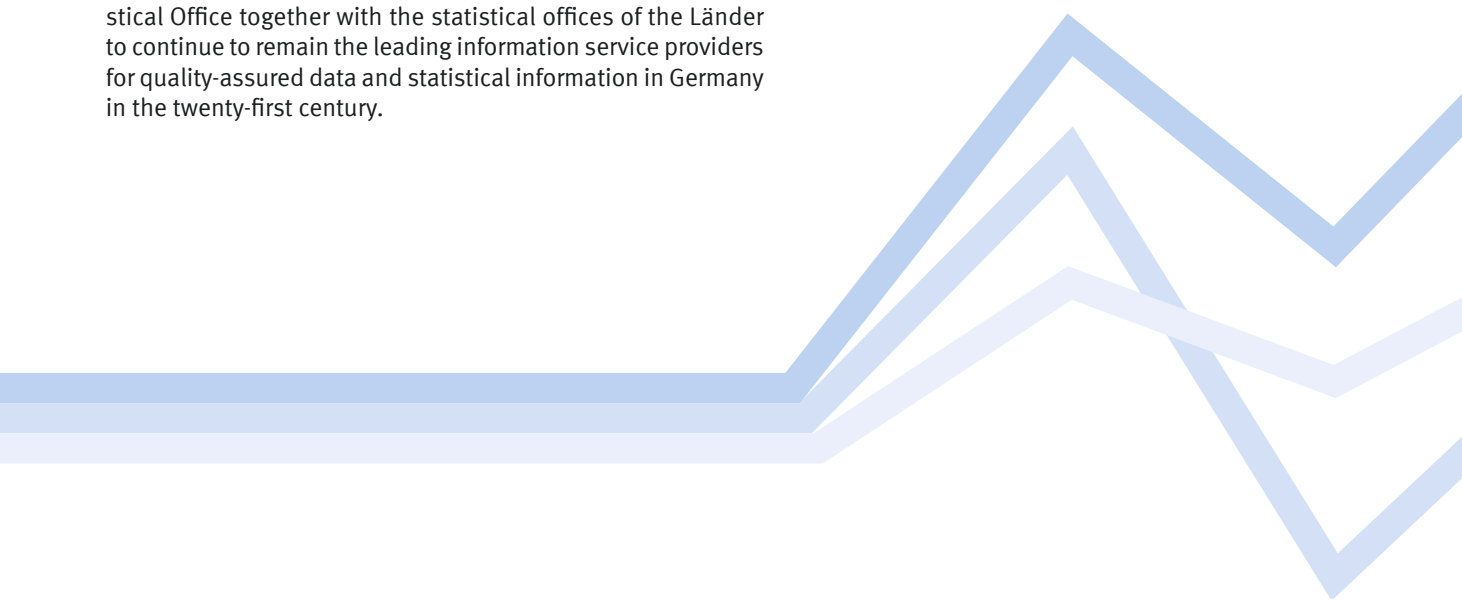
In addition to the development of new statistics that provide answers to topical issues, the main focus at EU level is to modernise the official statistics of the Member States themselves, to utilise the opportunities of digitalisation, to adapt the publication of information to new user needs, and to exploit technological opportunities for the data infrastructure. In solving these and other challenges, we benefit from the close [cooperation with our partners](#) within the framework of the ESS Vision 2020 modernisation strategy. This stimulates the further development of official statistics and is therefore also an integral part of European statistical programme planning. It is implemented through modernisation measures (Vision Implementation Projects (VIP) and Supporting Frameworks). The Federal Statistical Office plays a key role in particular in communications, new digital data/digitalisation, business register and administrative data.

During the development of ESS Vision 2020, the focus was already on how new data sources can be used even more intensively for high-quality and trustworthy official statistics in the course of ongoing digitalisation. The goal here is viable [Trusted Smart Statistics](#). With common communication measures based on quality-assured information, official statistics in Europe can also confront disinformation on the internet.

2.6 Summary and look ahead

Digitalisation, reducing the respondent burden and register modernisation, georeferencing, delivering results in the form of open data, and collaborating at the European level – these are some of the groundbreaking areas of action that the Federal Statistical Office is strategically pursuing, thereby helping to continuously develop and improve official statistics. In addition, there are numerous development needs and potentials in our specialised statistical programmes that the following chapter will go into in detail.

Identifying challenges and making use of potential for further development are the basic prerequisites for the Federal Statistical Office together with the statistical offices of the Länder to continue to remain the leading information service providers for quality-assured data and statistical information in Germany in the twenty-first century.



3 In Thematic Focus

For us, it's all about providing people and policy-makers with high-quality data on the living conditions, the economy and the environment in Germany. In this chapter, we offer insights into the different statistical areas as well as an outlook on our future development potential.

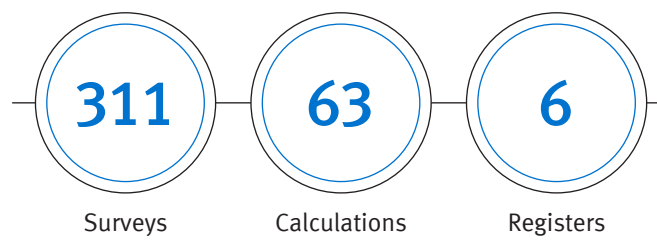


The work programme of federal statistics

The **system of federal statistics** is governed by federal laws. The implementation of the federal laws, however, is fundamentally a matter of the federal Länder under Article 83 of the Basic Law. Therefore, federal statistics are a **joint product**, product essentially created by the 14 statistical offices of the Länder and the Federal Statistical Office. This group of institutes is called the, **network of statistical offices**; the underlying principle is called **regional decentralisation**. The statistical work programme presently comprises 380 statistics (as of June 2018). Of these, about two-thirds are conducted decentrally by the statistical offices of the Länder following this principle of regional decentralisation in the network of statistical offices.

One focus of the work of the Federal Statistical Office is to research and develop methods and techniques for federal statistics. The gathering of new data and the necessary creation of a corresponding national legal base require extensive preparations in which the Federal Statistical Office is involved at an early stage. It is particularly important to take the interests of the different users appropriately into account, to determine the best and at the same time most economical methods and procedures for obtaining the desired data and to ensure that the burden on the respondents is limited to the absolutely necessary level.

What we now offer



Data are not collected for all statistics but obtained in a variety of ways: we use surveys, calculations and registers.

About three quarters of the 380 statistics are based on **surveys**. In just over half of these 311 surveys, the statistical offices of the Länder or the Federal Statistical Office collect the data originally for the respective statistics (primary survey). For the remaining surveys, the statistical offices compile data for the respective statistics that were originally collected for other, non-statistical purposes (secondary survey). Here, the statistical offices use **existing data** from the administrative process.

Calculations make up just under one sixth of the work programme. These are evaluation complexes of data already collected for other purposes. Thus, new statistical information is obtained from survey results using a variety of calculation and estimation techniques.

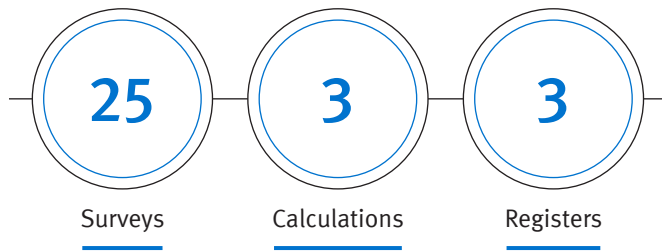
The six **registers** are collections of data that primarily serve as survey support. By means of these registers, the reporting groups of a survey – i.e. the respondents – are determined according to mathematical statistical methods. The registers are also used for evaluation purposes. For example, all information for the reports on crafts comes from the Business Register for Statistical Purposes (Statistical Register) and is therefore based entirely on administrative data.

In this chapter, we provide information about the individual subject areas for which statistical information is available. You will learn for what purpose this information is used and what challenges the Federal Statistical Office will face in the coming years.



3.1 People in Germany

What we now offer



In the subject area of [population](#), the latest demographic figures and historic time series are available. In addition to the number of inhabitants, there are population data broken down by age, sex and citizenship for the entire federal territory, the federal Länder and the administrative districts. [Demographic projections](#) provide information on future population developments in Germany as a whole and in the federal Länder. The [List of Municipalities](#) contains data at the municipality level, such as population size, area and population density.

The microcensus collects information on [households and families](#). Among other things, information is available about the type and size of households. In addition, household projections provide information about the future development of households. The microcensus also contains data on the population broken down by living arrangements. Thus, information is available on unattached people, couples without children, and families with underage and adult children by family forms (couples, lone parents, etc.). Another socially important focus is the situation of older people, about which an informative programme – also in conjunction with demographic change – is being developed. Population statistics analyses and evaluations from the microcensus supplement the statistical information on the economic and social situation of the population in the household and family context.

The subject area of [migration and integration](#) offers data on people with and without migrant backgrounds. It also provides information on the foreign population, on persons seeking protection and on naturalisation. Furthermore, indicators measuring integration are available from 2005.

Data on migratory flows to and from foreign countries according to age, destination and origin country as well as the citizenship of immigrants and emigrants are offered in the subject area of [migration](#). Immigration and emigration by Germans is also included. In addition, migration flows within Germany are depicted, for example, between the Länder or between the eastern and western parts of Germany.

[Birth statistics](#) provide information on live births and stillbirths. Data on live births include sex, birth month, age and citizenship of the parents as well as birth order and birth interval. It also reports on the average age of mothers at birth, the total fertility rate (birth rate) and the final number of children per woman.

The subject area of [deaths, life expectancy](#) offers data on the deceased on the basis of sex, marital status, age and citizenship as well as infant mortality. The death statistics thus provides the basic demographic information for the assessment of mortality, life expectancy and the aging of the population. Also, the [latest life tables](#) are available with information on life expectancy. Among other things, they provide information on the probability of death and the gender-specific average life expectancy at birth and for individual age years.

The subject area of [marriages, divorces, life partnerships](#) supplies information about the population's marriage behaviour, for example according to age and previous marital status, about divorces as well as about the establishment and dissolution of registered life partnerships.

[Censuses](#) provide basic data on the population of a country as well as on their employment and housing situation. Only part of the census results can be updated. Since mistakes cannot be avoided completely over the years, an "inventory" is required from time to time. With its 2011 Census, Germany has successfully joined the ten-year census rounds that are customary at international level. In the years 2013 to 2015, results from this census were published and the procedure was evaluated in detail. In accordance with the applicable EU regulation, the next census round for Germany will be in 2021, for which methodical, organisational and legal preparations have been underway since 2015. Further tasks include advising the national legislators as well as planning the IT architecture and staffing.

The [continuous household budget surveys](#) capture in detail the income and expenditure of households in Germany and their equipment with selected consumer durables. The results of the [sample surveys of income and expenditure](#) held every five years provide insights into the correlations between income, expenditures, capital formation and indebtedness as well as the equipment and housing situation of households. The [statistics on over-indebtedness](#) report about the situation of persons and households that are over-indebted or at risk of such.

The European Union-wide survey of [Statistics on Income and Living Conditions](#) (EU-SILC) provides detailed information on income poverty and distribution as well as non-monetary aspects of social exclusion and deprivation.

The [time use surveys](#) offer information about how people and households spend their time and shape their everyday lives.

The [information and communication technologies \(ICT\) survey](#) provides information on the distribution and use of modern information and communication technologies in private households.

The permanent sample of households acts as a selection basis for current and possible further voluntary household surveys in the area of income and living conditions.


For what are the data used?

The census data serve as a basis for political and economic planning, as a basis of assessment for the distribution of finances at Land and municipality levels, and as a sampling and extrapolation frame for samples.

The results of the microcensus are used as a basis for political, social and economic planning and decision-making as well as for research, science and policy advice. They are basic information for other statistics and surveys (for example, employment statistics) and serve to inform the public.

Continuous population statistics serve as a basis for family, social, health and migration policy decisions as well as for estimating the economic and social impact of demographic development.

The household surveys are used as a basis for economic and political planning as well as for the identification of socio-political indicators in the framework of the macroeconomic imbalance analysis to combat poverty and social exclusion. They provide important results for poverty and wealth reporting and national social reporting. They also serve to adjust the standard needs for public assistance and unemployment benefit II (ALG II) and to determine the cost of living for children. They are used as basic information for other specialised statistics and statistical satellite accounts.



Challenges and potential for development

Our main focus for improving population statistics is on implementing a flexible evaluation system.

Our main focus for improving the household surveys is on implementing the Microcensus Act for the 2020 Microcensus and further developing the diary-based household surveys against the background of international and national requirements.

Focal points of further development

Census 2021

Regulation (EC) No 763/2008 of the European Parliament and of the Council of 9 July 2008 on population and housing censuses requires the provision of comprehensive population and housing data at ten-year intervals. The first reference year was 2011; the other reference years are set by the Commission (Eurostat) and fall at the beginning of each decade. As a result of the first EU-wide census round, the objective of German statistics must be to shorten the processing times and thus increase the appeal of the results by making them more up-to-date.

At the end of the 2011 Census project, the evaluation reports prepared were evaluated by official statistics and administrative supervisors and improvement possibilities were worked out. In each case with the participation of academia, an assessment was made of the evaluation reports by policy-makers, and in an interaction between policy-makers and statistics a data model was determined for the 2021 Census. The Federal Statistical Office is involved in the legislative procedure both in Europe and in Germany. Parallel to the requirements for the legal basis, the technical concepts, methods and procedures for the 2021 Census have to be (further) developed; the same applies to the sampling methodology.

Implementation commences after the decision on IT models and responsibilities has been made. For this purpose, early stipulation of the specialist concepts is urgently required. Subsequently, a new register of addresses and buildings must be created and the survey and data collection mechanisms extensively tested and adapted before actual implementation can start.



12 / 2027

Expansion of the data programme on migration and integration

The expansion of the data programme on migration and integration focusses on the goal of assessing integration needs and the integration progress of persons seeking protection in Germany.

To this end, the Federal Statistical Office aims to use information stored in the Central Register of Foreigners for its statistics of foreigners. This includes socioeconomic data on persons seeking protection, which provide information on education, occupation and language skills, for example. Likewise, methods for linking the microcensus and the Central Register of Foreigners are tested as to their potential as an additional data source for mapping the socioeconomic situation of persons seeking protection, and the possibilities of the Central Register of Foreigners for assessments over time are explored, for example, to examine the regional mobility of persons seeking protection.



03 / 2019

Focal points of further development

Modernising household surveys with the 2020 Microcensus



06 / 2021

The transition to the 2020 Microcensus will create a coherent system in which the household surveys become closely interlinked. This refers to the microcensus (including the labour force survey), EU-SILC and the ICT survey, which are now conducted separately by the statistical offices of the Federation and the Länder. The interlinking will extend from the sample selection to the survey instruments, the processing procedure and not least the evaluation programmes.

The purpose of the modernisation is to achieve greater homogeneity between the surveys, but also to accelerate the provision of data in the future to international statistical suppliers such as Eurostat, to avoid excessive burdens on respondents and to save costs by using uniform structures and procedures. In addition, the analysis and evaluation options will increase significantly, which, among other things, corresponds to the increasing political needs for better and more comprehensive data on the living conditions of private households.

Further development of the 2021/2022 Time Use Survey



11 / 2024

The Federal Statistical Office is actively supporting the European Time Use Survey Working Group, which is developing content and methodological recommendations for the next round of the Harmonised European Time Use Survey (HETUS). Eurostat plans the next HETUS data round for 2020.

In 2018, a project to prepare and conduct the survey is to be planned in consultation with the Federal Ministry of Family Affairs, Senior Citizens, Women and Youth (BMFSFJ). In particular, the plans are to be pressed ahead so that a legal basis can be created within the current legislative period. The legislative process for the next round of data should be completed by the end of 2020.

Based on the experiences from the previous time use surveys, a methodological and technical/organisational development will take place. The requirements for reprogramming the administrative and recording program for the 2021/2022 Time Use Survey must be drawn up after consultation with the BMFSFJ (technical concept and specifications). A detailed programming schedule is to be developed.

Further development of the diary-based surveys (starting with the 2023 Sample Survey of Income and Expenditure)



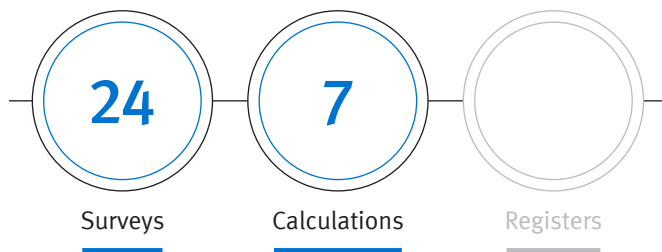
12 / 2020

To improve the quality of the surveys, special applications are being developed for data collection in the diary-based household surveys (sample survey of income and expenditure, continuous household budget surveys as well as newly designed household budget surveys and time use surveys). Essentially, this is a new concept developed for the future use of IT tools in an application for both desktop and mobile devices. Taking increasing digitalisation into account, further development of the IT tools is absolutely necessary.

The time until April 2019 will be used intensively for the conceptual development of the requirements in order to catch up with current technical developments and possibly to move ahead with completely new developments in the area of diary-based surveys. In future, the respondents will be given the opportunity to enter their information on consumer spending or activities easily and conveniently from any device, so even on-the-go via a mobile device such as a smartphone. With this, the Federal Statistical Office is responding to increasing digitalisation and respondents' desire for appealing and timesaving survey methods. The use of these new technologies is expected to improve the quality of data collection, to relieve respondents and to increase their willingness to participate

3.2 Education, research and culture

What we now offer



The Federal Statistical Office provides information about the educational system, activities in research as well as about cultural institutions and events in Germany.

The [educational level](#) of the population is ascertained from the results of surveys of the microcensus. For this purpose, data are offered about general school education and vocational training. They are made available broken down by, for example, migrant status, citizenship and employment status. [School statistics](#) include data on general and vocational schools. They also gather information about pupils, such as enrolment, repeated grades and graduations, and about teachers. In the field of [vocational education](#) information is available about apprentices and the most popular training occupations. Likewise, data on newly concluded or dissolved training contracts are provided. [Higher education statistics](#) collect data on students, doctoral candidates, habilitations and examinations at the state-recognised higher education institutions and at vocational academies, as well as on the staff and finances of these institutions. In addition, indicators of higher education statistics are calculated. Among other things, official statistics provide information on [continuing vocational training](#) of the labour force, on the further training offered by enterprises and on participation rates among employees.

[Research and development](#) provides information on the scope, structure and development of the financial and human resources used to conduct science, research and development. Among other things, there are data by sector (general government and private non-profit institutions, higher education institutions and businesses) as well as by Länder.

[Cultural statistics](#) report on cultural spending of public budgets, cultural venues, media use, civic engagement and sport. In addition, the nationwide cultural statistics project aims to expand and improve the cultural statistical data offer.

The [educational budget](#) provides an overview of the resources of the educational system and shows educational expenditure as a proportion of gross domestic product. Central key figures are the expenses per pupil and the current basic resources per student. With regard to the funding of education, data are available on state educational funding (BAföG - assistance granted pursuant to the Federal Training Assistance Act) as well as on funding for upgrading training (Meister-BAföG). Information is available on the number of recipients and the financial outlay. Data on the number of scholarship holders and the funds passed on to them are available for the Germany Scholarships.

The child day-care subject area has information about [children in day care](#) as well as the percentages of children in such care. Data on educators and other persons employed in day care facilities are also available here.

On behalf of the Federal Ministry of Education and Research (BMBF) and the Conference of Ministers of Education and Cultural Affairs of the Länder, the Federal Statistical Office annually prepares the Education Finance Report and continuously contributes to the National Education Report. It is also involved in the National Report on Junior Scholars and the OECD publication “[Education at a Glance](#)”, in which indicator-based information is published annually about the performance of educational systems in the OECD states and their partner countries.

For what are the data used?

The statistics form the foundation for planning and shaping policies for the educational system as well as the cultural sector and are used for international educational and cultural reporting. They also serve as a basis for research policy decisions, national research reporting and international comparisons.

Challenges and potential for development

Our main focus for improving educational statistics is on making them more user-oriented by implementing the Higher Education Statistics Act and by establishing an educational register.

Focal points of further development

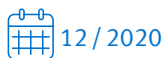
Establishment of an educational register



Educational statistics are structured very heterogeneously due to the federal structures in educational policy.

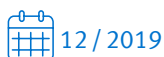
An educational register still to be set up could allow differentiated analyses of participation, achievement and levels of education and thus support educational decision-making processes. With the help of an educational register, the data required for the future census could also be provided from a statistical register, thus fulfilling reporting obligations to international institutions such as the EU, which otherwise could only be served with very complex primary surveys.

Establishment of a flexible and up-to-date evaluation database for higher education statistics



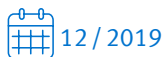
Section 8 of the amendment to the Higher Education Statistics Act, which came into force on 1 March 2016, regulates the establishment and operation of a central evaluation database for higher education statistics. The database is located at the Federal Statistical Office and provides flexible access to the edited individual data of higher education statistics to the responsible units at the statistical offices of the Federation and the Länder. The database enables the offices to carry out the regular evaluations and releases efficiently and coherently, while allowing them to make special evaluations when and as needed.

Depicting the geographical sites of academic locations



Analyses based on georeferenced data provide a special added value when different data sources are linked. Academic sites such as universities and public or publicly funded research institutes are covered by different surveys. Higher education statistics are decentralised, while statistics on research institutes are compiled centrally. The aim is to provide the addresses of all locations with grid cells and perform cross-statistical analyses.

Creating a data pool for study progress statistics



The amended Higher Education Statistics Act of 2016 stipulates the regular compilation of study progress statistics in Section 7.

For this purpose, a central data pool is being set up at the Federal Statistical Office in which abbreviated individual data sets from the statistics of students and examinations are stored as of summer semester 2017 as well as from the new statistics of doctoral students. A pseudonym transmitted with the data sets enables their linking in the database and thus the analysis of transitions and changes in higher education as well as of educational achievement.


Focal points of further development

Devising and conducting a survey among providers of upgrading training

Pursuant to Commission Regulation (EU) No 912/2013 of 23 September 2013 implementing Regulation (EC) No 452/2008 of the European Parliament and of the Council concerning the production and development of statistics on education and lifelong learning, there is a delivery obligation with regard to statistics on general and vocational education and training. In order to meet the delivery obligation, a data collection strategy needs to be designed with regard to providers of upgrading training. The Federal Ministry of Education and Research (BMBF) has commissioned the Federal Statistical Office with this survey in accordance with Section 7 (1) of the Federal Statistics Act in order to serve the short-term data needs arising from the international delivery obligation.

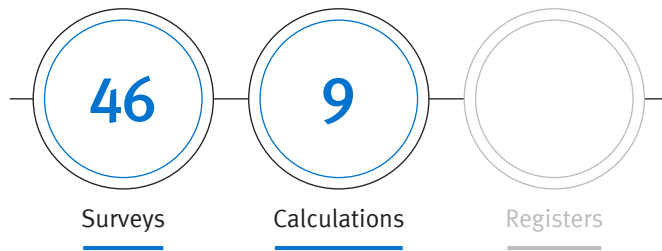


07 / 2019



3.3 Labour market and social issues

What we now offer



Labour force participation plays a central role in our society. It secures livelihoods and allows individuals to find their place in the social fabric. It also contributes to economic growth and prosperity. Official [labour market statistics](#) and their sources are correspondingly diverse.

The employment accounts form the basis for data on [persons in employment](#). They are compiled in the national accounts on the basis of all important labour statistical sources, in particular the statistics of employees subject to social insurance contributions, the microcensus, the statistics of public service personnel and the statistics for economic branches. The internationally comparable labour market statistics according to the concept of the United Nations International Labour Organization (ILO) also are of central importance.

The [statistics of registered unemployed](#), which are very much in the focus of national public interest, come from the Federal Employment Agency.

For most people, [earnings](#) are the most important part of their income. Earnings are income that employees regularly receive for their work. For employers, these earnings represent costs: together with the non-wage costs, they make up the [labour costs](#). The data on earnings and labour costs thus also provide insights into the cost situation of business and industry and its changes.

[Social benefits](#) include all monetary and non-cash benefits granted to private households or individuals by the state, bodies governed by public law or enterprises to meet specific social risks and needs. They provide social protection against risks and serve other social policy tasks, such as public children and youth welfare, public assistance, or the support of people in need of long-term care or with disabilities. They are mainly financed by contributions from insured persons and employers and by government grants.

For what are the data used?

The statistics on the labour market and persons in employment serve labour market monitoring at a national and international level and are used as short-term economic indicators for the labour market and employment. They also contribute to the national accounts.

The data from the earnings and labour cost surveys are important information bases, for example for short-term economic analysis and monetary policy. They are needed for socio-economic analyses of wage differentiation (e.g. minimum wage, low wage sector, gender pay gap) and for monitoring current labour costs and earnings (e.g. for collective bargaining or location comparisons).

The results of the social statistics are used as a basis for policy decisions, for research and science as well as for government reports. They also serve to inform the public.

Challenges and potential for development

Our main focus for improving labour market statistics is on testing new methods for data collection.

Focal points of further development

Opening new digital data sources (big data) for labour market statistics

Practical experience in the integration of information from big data into official statistics is still lacking. Conducting pilot studies is a first necessary step to be able to tangibly assess the potential and risks of using big data in various fields. The aim of the Webscraping Job Vacancies project by the European Statistical System Network (ESS-net) is to design a possible supplement to the official statistics on this topic in the sense of a feasibility study. For this purpose, publicly accessible web offers by job portals have to be accessed in a process called web scraping. The aim is to examine the legal and technical feasibility of data collection on this basis as well as the technical suitability of the information available on the job portals for purposes of labour market statistics. Using mobile data, further projects and feasibility studies are investigating ways to present small-area data about the labour market (city data from the labour force survey and big data) as well as on the daytime population.



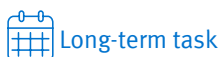
Establishing sub-annual ILO labour market statistics as part of the 2020 Microcensus

Based on the new legal bases for the microcensus from 2020 and the new EU framework regulation for the production of European statistics on persons and households and the EU implementing regulation for the labour force survey, the household surveys (microcensus, labour force survey, European Statistics on Income and Living Conditions (EU-SILC), survey of information and communication technologies in households (ICT survey)) will be converted to an integrated system (see also 3.1 *People in Germany* “Modernising household surveys with the 2020 Microcensus”). This will create the methodological prerequisites for the publication of quarterly results as part of the internationally comparable ILO labour market statistics. The sub-annual labour market statistics provide the data basis for short-term economic reporting and thus supplement the annual reporting on structural relationships in the labour market.



Further developing reporting on the quality of employment

The presentation of the report by the Stiglitz-Sen-Fitoussi Commission (2009) and international labour market research have significantly increased the importance of indicators of the quality of paid work in recent years. Since 2012, an expert group of the United Nations Economic Commission for Europe (UNECE) has developed recommendations for the operationalisation and interpretation of indicators on the quality of employment, which are now being implemented. It is intended to disseminate the information in the Handbook on Measuring Quality of Employment as well as on successful national approaches to the publication of data. The indicator set for reporting will also be further developed. This includes the specification of the recommendations for compiling and interpreting existing indicators as well as the development of new indicators (e.g. on changes in working conditions through digitalisation). The work is coordinated by a UNECE expert group.



The Federal Statistical Office will continue to participate in the work of this group and where possible implement the recommendations in the existing reporting system on the quality of employment.

Focal points of further development

Implementing the European regulation's requirements for the labour force survey in the 2020 Microcensus



2020 – 2021

Based on the new legal basis for the microcensus from 2020, the new EU framework regulation for the production of European statistics on persons and households and the EU implementing regulation for the labour force survey from 2021, the household surveys (microcensus, labour force survey, EU-SILC, ICT survey) will be converted to an integrated system (see also 33.1 *People in Germany* “Modernising household surveys with the 2020 Microcensus”). It is important to ensure that the provisions of the European regulations are taken into account in the design of the integrated system of household statistics (2020 Microcensus). This applies to new and changed variables as well as to methodological provisions for the survey and for the extrapolation of results.

Further developing earnings statistics



06 / 2021

At present, the quarterly survey of earnings provides quarterly short-term economic data and the structure of earnings survey supplies four-yearly structural data on earnings in Germany. While the structure of earnings survey collects information on all local units based on individual data of employment relationships, the quarterly survey of earnings compiles aggregate information for employee groups of local units with ten or more employees subject to social security contributions in all sections (with the exception of the agriculture, forestry and fishing section).

To fulfil new data requests – expressed, for example, by the Minimum Wage Commission and the Conference of Ministers for Women and Gender Equality – the periodicity of the structural data needs to be shortened. Provided that the Earnings Statistics Act is modified, this will be achieved by intermeshing the two surveys: the quarterly survey of earnings will be converted to monthly individual data for employees, and the as yet unconsidered micro enterprises as well as the agriculture, forestry and fishing section will be included in the survey to improve consistency.

By reducing the list of variables as much as possible and stringently delimiting the variables to be covered to the information available in the businesses' accounting systems, the respondents' burden can be relieved at the same time. The results of the new monthly surveys (complemented by estimation models and the use of further administrative data/statistical sources) will be largely used to meet the delivery obligations to Eurostat, meaning that only a small amount of information needs to be collected on a multiannual basis.

The thus newly designed survey of earnings requires new, if possible entirely automated data processing procedures from official statistics. For this purpose, the use of software solutions based on machine-learning methods is being tested (see following measure).

Focal points of further development

Automated data editing/ imputation in the survey of earnings

In this pilot project, a procedure for automated data editing and the correction of missing information (imputation) in earnings statistics will be tested by the end of 2018 using HoloClean. With machine learning, this program can use existing rules of data editing and automatically correct erroneous information. Manual data editing is necessary only in individual cases. This provides the ability to efficiently process several millions of data sets each month, as required by the present plans to modernise earnings statistics.

In addition, the system learns over time and can even set up new rules itself. After the installation of HoloClean, a concept for the editing and imputation of individual wage data will be created using the example of the quarterly survey of earnings. For this purpose, in an iterative process, several test runs will be carried out on the basis of the unedited individual data sets of the structure of earnings survey, compared with the edited data material, and then evaluated.



12 / 2018

Increasing the timeliness of social statistics

By optimising processes between the Federal Statistical Office and the statistical offices of the Länder, the results are to be presented sooner, without media disruptions and in high quality. The processing time for social statistics in the Federal Statistical Office has been shortened since 2017. Further reductions are planned for 2018. To this end, the proposed measures are to be implemented as far as they are suitable for the respective statistics.


The statistical offices of the Länder were asked about their process steps to derive suggestions for improving the processes in the offices. At the expert meetings, the results are discussed and concrete measures for process optimisation jointly implemented by all statistical offices. In addition to this information gathering, a specific set of measures will be especially developed for one survey, namely the statistics on benefits for asylum seekers (standard benefits), discussed with the statistical offices of the Länder and implemented.



12 / 2020

3.4 Economy and energy

What we now offer



The German economy and corporate landscape is dominated by small and medium-sized enterprises. This includes the vast majority of craft enterprises.

Information about the number and structure of enterprises is taken from the [Business Register for Statistical Purposes \(Statistical Register\)](#). It thus forms the infrastructure for all economic statistics. This register primarily uses administrative sources and thus relieves businesses from avoidable reporting burdens. The Statistical Register is also used to gather information about foreign-controlled enterprises. Among other things, this makes it possible to observe the global market influence on globally interlinked enterprises in Germany.

[Manufacturing, mining and quarrying](#) are part of industry. The monthly production surveys and monthly reports are used for short-term reporting in this area. In addition, important indicators (e.g. new orders in manufacturing and the production index) are calculated to monitor short-term economic development in Germany, based on the above information and other data sources. They are supplemented by quarterly surveys, which provide additional information on the structure and volume of goods production. The structural surveys supply information about the additions to and disposals of fixed assets (investments and sales of tangible fixed assets) as well as the cost and performance structures and materials and goods received. The results of the structural surveys often form the basic data for further secondary statistical calculations used, for example, to ascertain the contributions of the individual economic branches to the gross domestic product. Fertiliser statistics and woodworking statistics, which are presented as separate sets of statistics, also fall into the area of manufacturing.

The [crafts sector](#) is defined by the Crafts Code. Craft enterprises are active in nearly every branch of economic activity, not only in the construction industry and manufacturing, but also in trade and services. According to the Crafts Statistics Act, information about the crafts sector is contained in a set of short-term economic statistics (quarterly report on crafts) and in a structural survey (census of crafts). The crafts statistics are entirely based on administrative data.

The [statistics of business notifications](#) provide information about all registrations and deregistrations of commercial enterprises and local units. Amongst other things, start-ups and closures can be identified from the business notifications. The closures also include business deregistrations due to corporate insolvencies.

Extensive information about insolvencies is available from [insolvency statistics](#). The monthly statistics on filed insolvency proceedings provide information on insolvencies as soon as the decisions of the local courts on the requests for insolvency proceedings are available. The annual statistics on insolvency proceedings completed and discharge of residual debt provide information on the outcome of insolvency proceedings, for example on the proportion of claims that the creditors were reimbursed for, as well as on the reorganisation success of corporate insolvencies.

The subject area of [domestic trade, accommodation and food services](#) contains results for wholesale trade, retail trade, and accommodation and food service activities. Wholesale trade statistics offer monthly data on turnover and employees (short-term economic data). In addition, information is available on longer-term developments, for example, annual information on the number of enterprises or remuneration (structural data). In addition to short-term economic data, retail trade statistics also provide structural data, for example on the number of enterprises and employees as well as on remuneration. Likewise, accommodation and food service statistics supply both sub-annual information (short-term economic data) and information about longer-term developments (structural data), such as the number of employees or turnover.


The German economy is highly export-oriented and therefore export-dependent. At the same time, Germany, as a country low on raw materials, is reliant on imports, especially in the energy sector (crude oil, natural gas). [Foreign trade statistics](#) reflect cross-border trade in goods with foreign countries. Important survey variables are the direction of trade, i.e. import or export, the type of goods and the partner country. The development of foreign trade data reveals what goods and trading partners are gaining or losing importance.

In the service sector, business [services](#) in particular have expanded in recent years thus leading to changes in the structures within the services as well. Telecommunications services, electronic information procurement and processing, logistics and leasing are increasingly shaping the structure and development of the economy, because – as the division of labour increases – they provide services to safeguard competitiveness. This also applies to the diverse services with advisory character and not least to financial services. In view of the increasing life expectancy of the population, healthcare is another important service area. Amongst other things, cost structure statistics provide information about the economic situation of medical and dental practices, massage practices, the practices of psychotherapists and nonmedical practitioners.

[Energy and water supply](#) and waste management are part of industry. The surveys in this area cover all enterprises in electricity, gas, heating and cooling and water supply as well as wastewater and waste disposal. These statistics receive particular attention because of the strategic supply and security aspects to be considered in the energy and water supply of a national economy, and because of the environmental significance of the waste management industry.

In [price statistics](#), results of price comparisons over time are shown in the form of indices. In its structure, the German system of price statistics follows the steps that goods can take on their way from import or production to final consumption or export. The indices refer to the economic stages of import, production, trade, private consumption and export. Absolute average prices in euros are calculated in official price statistics only for energy sources such as heating oil, as purchase values of building land, and for agricultural land.

The [national accounts](#) are an indispensable tool for economic monitoring. They convey a comprehensive quantitative picture of the economic situation. The national accounts consist of the domestic product calculation, the input-output accounts, the income approach and national wealth accounts as well as the employment, labour and financial accounts.



For what are the data used?

The Statistical Register is the infrastructure for the planning, preparation and execution of surveys of enterprises and local units. It is used as a sampling and extrapolation frame and as a basis for the replacement of censuses and specific surveys. Furthermore, it provides structural data about enterprises.

Economic statistics are used as a basis for economic, monetary, labour market and regional policy measures. They are considered short-term economic indicators and provide important information or basic data for the national accounts. Reporting in the scope of the EU structural business statistics regulation (Regulation (EU) No 275/2010) and the Regulation on the common industrial production statistics PRODCOM (Regulation (EEC) No 3924/91) is based on these data, as is the market monitoring of all economic branches.


Energy statistics offer information for ensuring a sustainable energy and water supply and provide important basic data for the environmental-economic accounts.

Foreign trade statistics are among the indicators of the Dissemination Standard of the International Monetary Fund (IMF). The results are an important source of information for the balance of payments statistics and the national accounts. In addition, the information on the Federal Republic of Germany's trade in goods also serves as basic data for mapping the state of globalisation.

The results of service statistics are used as indicators for benchmarking with regard to the Digital Agenda of the Federal Government.

The price indices serve as the basis for economic and monetary policy decisions. For example, the national consumer price index is a key indicator for assessing monetary value development in Germany. Also, price indices in the form of stable-value clauses are often part of contractual agreements on current payments in private and commercial contracts. In addition, price indices are used to adjust nominal economic variables such as gross domestic product to price changes in order to determine real growth rates.

The data of the national accounts are used to describe and analyse Germany's economic situation. They are also used for pension adjustments and for the calculation of Member States' own resources payments to the EU and to verify compliance with the objectives of the EU Stability and Growth Pact. In addition, they provide a data basis for other accounting systems and satellite accounts (such as regional accounts of the Länder, environmental-economic accounts, household production, health, sport) and are used for the analysis of socio-economic developments and the measurement of well-being.



Challenges and potential for development

Our main focus for improving economic statistics is on implementing the requirements of the EU Framework Regulation Integrating Business Statistics (FRIBS) and incorporating the EU enterprise concept in structural statistics.

Our main focus for improving energy statistics is on the improved and thorough harmonisation of the variable definitions of the various surveys.

Our main focus for improving price statistics is on the use of digital data.

Our main focus for improving the national accounts is on preparatory work for accelerated national GDP publication as well as on methodological analyses, for example on the consequences of globalisation and digitalisation for statistics.

Focal points of further development

Preparing the implementation of the EU Framework Regulation Integrating Business Statistics (FRIBS)

In March 2017, the European Commission (Eurostat) submitted to the European Parliament and the Council a draft framework regulation covering all business statistics, which is to replace a number of previous business statistics' legal bases.

The aim of the draft is to expand the coverage of business statistics and to develop business statistics as a whole into a more flexible and consistent subsystem of the European Statistical System.

The aforementioned legislative initiative, which is still being negotiated in the Council and Parliament, will affect the entire national system of business statistics in Germany, so that the necessary adjustments (around 20 measures) must be prepared and coordinated. Since only very short transitional periods are expected to be available following the adoption of the framework regulation and its implementing rules, conversion planning and preparation have already begun.

According to present planning, 2020 will be the first reference year under the new regulation.



12 / 2020

Establishing Large Cases Units (LCU)

The basic idea behind a Large Cases Unit (LCU), as already established in various statistical institutes in the EU, is the special monitoring and gathering of information on the largest enterprise groups with corresponding economic importance.

Such monitoring is to ensure that consistent information is collected for these enterprise groups in the various economic statistics. It also is to detect possible structural changes of these large enterprise groups at an early stage and to ensure the corresponding necessary adjustments in the various economic statistics. One aspect at national level is the consistency between different economic statistics, including the balance of payments statistics and the national accounts. Another aspect is to ensure international consistency. As part of the planned LCU project, it has to be examined how a potential LCU can be added to the existing circumstances of official statistics in Germany, or to what extent these circumstances need to be modified by the project.

Internationally, there are now a number of very different approaches to organising the work of an LCU.



12 / 2020

Focal points of further development

Incorporating the EU enterprise definition and profiling

The EU action plan for the introduction of the EU enterprise definition will lead to a comprehensive change in structural statistics. The task of profiling is to identify statistical enterprises as part of enterprise groups and determine core variables such as domicile and economic branch. This requires the coordination and professional support of profilers in the statistical offices of the Länder and the further development of profiling methods.

The first real-time profiling will be carried out for the 2018 reference year. Results will be available by March 2020. The knowledge gained through profiling must be stored in the Statistical Register and processed further. The necessary expansion of the database has already taken place. The information will then be used for the actual introduction of the EU enterprise definition in structural statistics from the 2018 reference year.



03 / 2020

Methods development and realisation will be carried out by joint project groups of the Federal Statistical Office and the statistical offices of the Länder.

Globalisation

New challenges have emerged in the course of European discussions on globalisation. The early detection and consistent treatment of cross-border multinational enterprise group (MNE) restructuring, which also manifests itself in changes in commodity and cash flows, requires new solutions in economic statistics and in the national accounts.

Against the background of the European Court of Auditors' criticism of possible risks in the determination of gross national income, Eurostat launched a pilot project to study 25 multinational enterprise groups. By the spring of 2019, the consistency of the coverage of value added and intellectual property will be examined across countries in view of cross-border relocations of the economic activities of multinational enterprises, based on the example of 25 enterprise groups.

For this purpose, joint analyses are being conducted by all national statistical institutes in the EU. In terms of content, this involves the question of adequately recording cross-border supply and value-added chains within the framework of the national accounts. In the medium and long term, this will require robust organisational approaches, appropriate data sources and legal opportunities for EU-wide micro-data exchange, so that national statistical institutes can adequately capture the activities of MNEs. The project described above for setting up an LCU also is to provide important impulses here.



04 / 2019

Modernising the short-term economic statistics in trade and services

Presently, the short-term economic statistics in trade and services are being processed separately with different IT applications. In the course of modernisation, almost identical requirements will be imposed on the short-term economic statistics in both economic branches. As there are only few survey variables and almost identical requirements, it makes sense to harmonise the preparation of the short-term economic statistics for both areas.



12 / 2018

Focal points of further development

Modernising Intrastat

In line with Vision 2020 of the European Statistical System, intra-EU trade statistics (Intrastat) are to be modernised so as to reduce the burden on respondents across Europe (by at least 25%) while maintaining the high level of quality.

The exchange of microdata between EU Member States on intra-EU exports is compulsory under the EU Framework Regulation Integrating Business Statistics (FRIBS), while the decision on the use of the microdata is left to the Member States.

This is accompanied by the elimination of minimum coverage on the import side. In Germany, a complete elimination of the national survey of intra-EU imports is not planned, but a reduction of coverage for intra-EU imports (at present 93%). The dispatch data of the partner countries will then serve as a supplement to the national survey by generating the distribution structure according to countries and commodity codes for the part not collected. Against this background, the present estimation method is being reviewed and adapted to the new circumstances.



12 / 2018

Introducing an index of services production

The EU Framework Regulation Integrating Business Statistics (FRIBS) requires the introduction of an index of services production. Part of this index is the short-term economic statistics on accommodation and food service activities. As a consequence, appropriate indices must be created for this section. In order to meet the requirements of FRIBS, the development and provision of a joint evaluation database of the Federation and the Länder for the compilation of short-term economic statistics in trade and in services is also required.

The creation of indices of services production according to the Classification of Economic Activities (WZ 2008) will be mandatory for the sections of Transportation and Storage (H), Accommodation and Food Service Activities (I), Information and Communication (J), Real Estate Activities (L), Professional, Scientific and Technical Activities (M) (with the exception of the Activities of Head Offices (70.1), Scientific Research and Development (72) and Veterinary Activities (75)), and Administrative and Support Service Activities (N). Inflation-adjusted data cannot be provided yet as a large number of producer price indices are still missing. The extension of the coverage of producer prices for services is being addressed.



12 / 2022

Redesigning energy statistics, in particular expanding the areas of renewable energies and heat

The amendment to the Energy Statistics Act of 2017 closes important gaps in the data stock of official energy statistics and thus also in national energy accounts. In-depth surveys on heat generation, combined heat and power processes and renewable energies are used to extend existing surveys. In addition, important new areas have been added with the surveys on storage facilities and the mineral oil trade. In particular, the expansion of the supply of data on renewable energies will lead to an increase in the importance of official energy statistics.

Implementation will be carried out in two steps: for the monthly surveys, the amended Energy Statistics Act will be applied from the reference month of January 2018. Initial results were published in the spring of 2018. The new annual surveys are conducted for the first time for the 2018 reference year due to the close integration of monthly and annual surveys. The results will be published in the autumn of 2019.



12 / 2019

Focal points of further development

Digitisation in price statistics (use of scanner data and web scraping)

The trade landscape is presently changing at a very fast rate, and in particular the on-line trade is showing strong growth rates in certain areas. Also, the product range is being further differentiated and sometimes product and price changes are made more and more quickly (dynamic pricing). The manual price collection on the internet and the price surveys conducted on site by price collectors are thus increasingly reaching their limits.

As part of the digitisation of price statistics, internet price collection will be expanded, automated and standardised by means of web scraping in order to collect more prices than before in a more efficient way. In addition, transaction data from enterprises (e.g. scanner data) are being examined for their potential use in price statistics. With these new methods of data acquisition, the quality of the results is to be permanently ensured and probably even improved.



02 / 2021

Average prices of electricity and gas

Regulation (EU) 2016/1952 on European statistics on natural gas and electricity prices obliges EU Member States to report, on a biannual basis, average prices for electricity and gas charged to final consumers. Data are provided for household and non-household customers, consumption bands and price components. The respective quantities are also included in the weighting.

In order to comply with the Regulation, a national legal base has to be created and a complete data collection and processing system has to be set up in the Federal Statistical Office. This includes examining the usability of administrative data and, if necessary, preparing appropriate legal bases.



07 / 2019

Accelerated publication of the gross domestic product

The gross domestic product (GDP) for a quarter of a year is first published in Germany about 45 days after the end of the quarter ($t + 45$ days). Since an increasing number of EU Member States publish their national results after 30 days ($t + 30$ days) and Eurostat would like to switch from $t + 45$ to $t + 30$, test calculations were carried out in the Federal Statistical Office.

Since 2016, this GDP flash estimate has also been delivered to Eurostat and used there to calculate the GDP of the EU and the Euro area. The test calculations suggest that it would be possible to publish national $t + 30$ estimates, but before that, further test calculations for an accelerated calculation will be carried out in consultation with the Federal Ministry for Economic Affairs and Energy (BMWi) and the Federal Ministry of Finance (BMF).



12 / 2020

Communicating the major revision of the national accounts

Roughly every five years, major revisions of the national accounts are carried out, in which all calculations are thoroughly reviewed and methods and sources are updated.

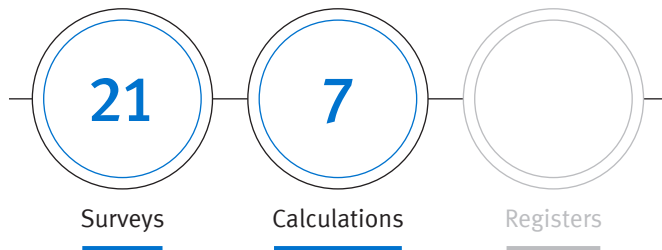
Work for the next major revision in 2019 already commenced in 2017. The main milestones in 2018 are the regular major review meetings and the upcoming revision work itself. Full results will be published on time in August 2019. Users will be informed about the revision early on, prior to publication (e.g. in the national accounting specialist committee); after the revision there will be comprehensive communication with the press and the public (expert discussion with the press, publication of method descriptions, etc.).



06 / 2020

3.5 Environment

What we now offer



The [environmental surveys](#) provide important basic data for the assessment of the environmental situation, the ecological burdens and their changes. There are two types of surveys: the first type monitors resource management in water abstraction and the environmental impact of emissions through surveys in the areas of waste management, wastewater management and air pollution control. Increasing social and political awareness of environmental protection and resource conservation is also creating a higher demand and thus increases the production of environmental protection goods. The second type of survey documents the investment activity of business and industry in environmental protection as well as the resulting current expenditures and informs about the economic factor of environmental protection as well as resulting employment effects.

With the [environmental-economic accounts](#), the Federal Statistical Office comprehensively portrays the interaction between economic activities and the environment in a single accounting system comparable with the national accounts. It shows physical material, resource and energy flows as well as emissions and provides monetary accounts for environmental taxes or environmental protection expenditures. These are supplemented by specially processed sector accounts for different subject areas such as transport or forests. The basis for the environmental-economic accounts is the international standard of the System of Environmental-Economic Accounting (SEEA).

For what are the data used?

Environmental statistics serve the direct evaluation and monitoring of environmental policies. They are also an important basis for different scientific analyses and accounting systems. From the comprehensive system of environmental-economic accounts, which depicts the relationships between economic activities and the environment, a wealth of new information and numerous indicators are derived that are necessary for the assessment and design of a policy oriented to the sustainability objective. They thus form one of the foundations for reporting on the Sustainable Development Strategy of the Federal Government and on the Sustainable Development Goals (SDGs) of the United Nations' 2030 Agenda.



Challenges and potential for development

Our main focus for improving environmental statistics is on standardising and optimising the efficiency of the processes.

Focal points of further development

Georeferencing / providing geoinformation

The strategic priority planning of the network of statistical offices provides that all possible statistics are georeferenced by the end of 2019. The applications of georeferenced statistics include, in addition to the creation of grid maps, an immovable location reference (as opposed to changing area boundaries based on administrative data), the calculation of distances from points of interest as well as the linking of various statistics through the grid cell ID to describe spatial communities.

The amendment to the Federal Statistics Act has allowed the processing of georeferenced results, i.e. the use of small-area references in the production processes of official statistics. Geocoding of environmental-economic statistics (survey of environmental protection investments, of current expenditures on environmental protection, of environmental protection goods, construction and services) is to be carried out after the survey using a copy of the Statistical Register, which is updated every autumn. For this purpose, the Federal Statistical Office is developing a Statistical Analysis System (SAS software), which is already being tested in selected statistical offices of the Länder. The integration of this work step into the workflow of the surveys will be determined with the statistical offices of the Länder by the end of 2018.

A very similar procedure is used for the survey of non-public water supply and waste water disposal. By means of the geographical coordinates contained in the copy of the Statistical Register at branch establishment level, all reporting units are assigned both a river basin district unit and a grid cell. This information will be added to the individual data material of the research data centres (FDZ) in order to be available for evaluations in the long run. Technical implementation is based on the SAS statistics software



2018 / 2020

Focal points of further development

Reporting on environmentally related taxes

In accordance with Annex II of Regulation (EU) No 691/2011 of the European Parliament and of the Council of 6 July 2011 on European environmental economic accounts, Germany is obliged to provide annual information on environmentally related tax revenue by economic activity. According to the definition of the European Commission, environmentally related taxes are all taxes whose tax base is a physical unit (or a proxy of a physical unit) of something that has a proven negative impact on the environment, and which are identified as tax in the European System of Accounts (ESA 2010).

Different calculation models are presently used to break down the respective tax revenue by economic activity. The Member States' proportion of environmentally related taxes is ranked by the EU Commission and is a political steering instrument for it. A high proportion of environmentally related taxes is considered positive. However, the concept of tax is neither nationally nor internationally uniformly defined. The Federal Statistical Office is examining whether and how new or additional taxes (including Land and municipal taxes) have to be included in the environmental-economic accounts and to what extent data in official registers are already available in a breakdown as needed for purposes of the aforementioned EU regulation.



09 / 2020

Supply and use tables in the area of environmental protection

At present, the supply and use sides of goods and services that serve environmental protection or the protection of natural resources are reported from different sources. Seen individually, although these data are of high quality, they are not coordinated.

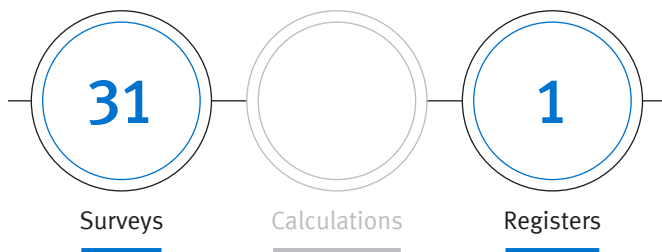
The Federal Statistical Office therefore plans to present these data in an integrated system of supply and use tables as part of the environmental-economic accounts. Although this does not make any present primary survey obsolete, it will increase the overall comparability of the results and permit new, additional information to be derived.



12 / 2021

3.6 Agriculture

What we now offer



Farmers produce plant and animal-based foods, cultivate the landscape and preserve natural habitats. Despite its small share of total economic output, agricultural production is of great importance for ensuring an adequate food supply for the population. In addition, environmental effects and the consumption of resources by agriculture play important roles.

Official [agricultural statistics](#) are intended to record the structural and social adjustments of agriculture to changing market and agricultural policy conditions and to present them as soon as possible. Agricultural censuses take place at ten-year intervals;

intermediate farm structure surveys complement these. In addition, statistics are available with annual or shorter periodicity on agricultural land use, livestock, animal production and harvest.

Results on [forestry](#) and [fisheries](#) as well as on land use in Germany can also be found in the subject area of agriculture. Among other things, the latter data provide information about land consumption.

For what are the data used?

The results are used to plan and monitor the effectiveness of measures in the European and national agricultural, market and pricing policies, the rural development policy and the environmental policy and to forecast agricultural expenditure under the EU's Common Agricultural Policy (CAP). The information collected is also used in the calculation of agricultural environment indicators, climate protection reporting, economic accounts for agriculture and national accounts and the Agricultural Policy Report of the Federal Government.

Challenges and potential for development

Our main focus for improving agricultural statistics is on harmonising various statistics and on testing and using new data sources (remote sensing data, administrative data).

Focal points of further development

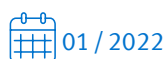
Redesigning the agricultural statistical system (integrated farm statistics, statistics on agricultural input and output)

The statistics on agricultural input and output (SAIO) are included in the second comprehensive European framework regulation for agricultural statistics (after the Integrated farm statistics regulation). It envisages grouping together four existing legal bases and various gentlemen's agreements and arrangements within the European Statistical System, as well as incorporating new delivery variables because of their relevance to obligations relating to environmental and climate reporting and to requirements of different Directorates-General.

The chief objectives of the SAIO framework regulation are:

- › to harmonise different and in part existing statistics
- › to expand content with as little additional burden as possible
- › to increase the efficiency and flexibility of the statistics
- › to use new data sources/to reuse data sources multiple times

Additional national goals of the measure are the best possible inclusion of national interests in the development of the SAIO framework regulation, the meaningful implementation of the framework regulation taking into account national requirements as well as the development of IT processes that are as efficient as possible.



Focal points of further development


Conducting the 2020 Census of Agriculture as part of the European and World Census of Agriculture every ten years

 06 / 2022

Censuses of agriculture have been taking place roughly every ten years since 1930 and are part of a global agricultural census initiated by the United Nations Food and Agriculture Organization (FAO). The survey is carried out in all EU Member States and thus provides comparable data for the entire EU.

At present, preparations are underway for the decentralised 2020 Census of Agriculture, which will be carried out as a direct survey (online questionnaire) combining a complete enumeration and a sample survey. To reduce the burden on respondents, data are taken from various administrative data sources. Adaptations of national and European legal bases are required.


Area atlas

 09 / 2018

Area data are especially relevant at the political level for spatial planning work and are needed in great detail down to the municipality level. Combinations of land use types and population information are thematically important. The map-based atlas of the area survey offers nationwide small-area results of the survey according to the type of actual use also in combination with other indicators. By means of the generic map viewer, thematic maps are to be provided at municipal level. The results will be published on the joint federal and Länder platform (Statistics Portal).

In addition, a methodology report will be prepared as an accompanying federal and Länder publication. Prepared in cooperation with the land surveying and land register offices in the Länder, this outlines the effects of the conversion to the Official Land Register Information System (ALKIS) on area data until the reference year 2016.

Redesigning the meat inspection statistics

 12 / 2020

The slaughter animal and meat inspection statistics presently carried out in accordance with the Meat Inspection Statistics Ordinance will be improved and further developed, especially with regard to the coverage of the grounds for complaint.

This applies in particular to information that has only been gathered through visual inspection of pigs since an amendment to the law. It has been repeatedly ascertained that the extensive list of variables surveyed since 2007 allows many interpretations. And it has become clear that the type and the scope of the variable list do not fully meet the needs of comparable and slaughterhouse-wide processing of results. However, this is necessary not only in order to provide the economic operators involved with properly interpretable results of the meat inspection, but also to have a valid data basis for risk assessments.

The measure aims to introduce the new survey process until the publication of the first 2019 annual result, to implement the survey process correctly in both technical and thematic terms, to eliminate room for interpretation and to firmly establish the recording for further survey periods.

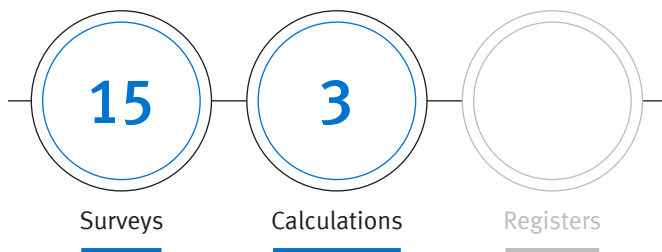
Study on the use of satellite data to estimate crop yields (SatAgrarStat project)

 03 / 2020

The SatAgrarStat project provides the bodies of official statistics with the opportunity to test the adoption of satellite data in the statistics preparation process. The existing methods for harvest estimation in the network of official statistics (statistical offices of the Länder) can thus be compared with the results of the satellite evaluations carried out at the Julius Kühn Institute (JKI). In this study, the JKI will be able to use the statistical crop yield data and additional information in the participating Länder to validate its calculation models. In this way, quality improvement potentials can be identified and the regional availability of crop yield estimates be increased

3.7 Construction and housing

What we now offer



Construction statistics portray the construction process from the planning of construction projects and the use of production factors through to the finished building from different perspectives. The surveys of the [construction industry](#) provide statistical information about the short-term economic situation and the structural development of the construction industry. The [main construction industry](#) and [building completion work](#) are considered here.

The [census of buildings and housing](#) in the 2011 Census determined the stock of dwellings and residential buildings. [Building activity statistics](#) provide information on the approval and completion of construction work, the unfinished building projects and the demolition of buildings and dwellings. For this purpose, administrative data are used, which are acquired during municipal building supervision. Building activity statistics thus provide important information on the future development of the construction industry (in particular building construction), allow the observation of the medium to long-term development of the building stock and its structure and update the stock of residential buildings and dwellings up to the next census of buildings and housing.

As part of the microcensus, information on the [housing situation of households](#) in Germany is collected every four years. Information is gathered on the structure of occupied buildings and dwellings, the energy sources used for heating and hot water, ownership, housing costs and, since 2018, certain variables of accessibility. The additional programme of the microcensus thus represents the most comprehensive data source to determine how the population lives. The survey of the European Union Statistics on Income and Living Conditions (EU-SILC), which is conducted annually throughout Europe, is currently still inquiring on a voluntary basis (compulsory from 2020) on housing conditions and – more detailed than in the microcensus – on housing costs. The focus is also on the objective and subjective burden caused by the housing costs as well as the living environment of the participating households. Every five years, the sample survey of income and expenditure

determines the housing-related (consumption) expenditure on a voluntary basis. In contrast to the microcensus, EU-SILC and the sample survey of income and expenditure also collect information from the owners of residential buildings and dwellings on their housing costs.

In order to be able to assess the effects and further development of the Housing Allowance Act, surveys of the official [statistics on housing allowance](#) are carried out in the form of federal surveys. These annual censuses provide results on the number and structure of households receiving housing allowance as well as the financial expenses associated with the housing allowance payments. The survey is conducted among the housing allowance authorities.

[Price statistics](#) comprise various indices on the subjects of construction and housing. For example, the development of rents, which make up a large part of private households' consumer spending, is shown in the consumer price index. Construction price indices measure the average development of the prices of construction operations regarding new construction and maintenance of buildings. The price trends for the purchase and possession of dwellings as well as single-family and two-family houses are represented by the house price index and the owner-occupied housing price indices. Information on purchases and sales of building land is published in the statistics of purchase values of building land. Absolute average prices of building land are also shown here. The price development of building land, adjusted for regional structural shifts, is reflected in the price index for building land.

For what are the data used?

The data are the basis for housing policy decisions and for planning in the housing and construction industry. They are included in short-term economic and market monitoring and in the national accounts and are used for reporting under the EU structural business statistics regulation (Regulation (EU) No 275/2010).

The price indices serve as the basis for economic and monetary policy decisions. Also, price indices in the form of stable-value clauses are often part of contractual agreements on current payments in private and commercial contracts. In addition, price indices are used to adjust nominal economic aggregates such as gross domestic product for price changes in order to determine real growth rates.

Challenges and potential for development

Our main focus for improving the construction and housing statistics is on modernising the production processes.

Focal points of further development

Modernising the statistics of building permits



12 / 2020

The Federal Statistical Office will continue to contribute to the development of the XBau exchange standard by the building authorities. The new standard makes it possible to describe processes and regulations of public building law in a “technical language”. Once it has been introduced, it will be possible for the statistical offices of the Länder – at first in Hamburg – to obtain data required for the statistics of building permits from the building authorities without media disruptions and thus to modernise the statistics production processes.

Introducing nationwide homelessness statistics



06 / 2020

The introduction of nationwide, legally anchored homelessness statistics has been the subject of political discussions for several years. At present, there are only national estimates of the number of homeless people made by the Federal Association for Help to the Homeless (BAG W).

Against the background of the increasing number of homeless people based on the 2017 BAG W estimates and the aim of an improved data situation for federal poverty and wealth reporting, the Federal Ministry of Labour and Social Affairs (BMAS) supports the introduction of corresponding federal statistics (in the Fifth Poverty and Wealth Report of the Federal Government the topic is examined in chapter V.2 on housing problems and homelessness). A corresponding legal basis is a prerequisite for the introduction of nationwide housing emergency statistics.

Increasing the timeliness of the results of the microcensus additional module on “Housing” and closing data gaps



12 / 2019

In future, the results of the microcensus additional programme on “Housing”, which is carried out every four years, are intended to be released in the year after the survey. To this end, the Federal Statistical Office is currently optimising the data preparation and tabulation process.

In order to meet the data requirements of an aging society for the first time information on the subject of accessible housing is being collected by the bodies of official statistics in carrying out the 2018 additional programme.

Providing regional results for the rent and house price indices



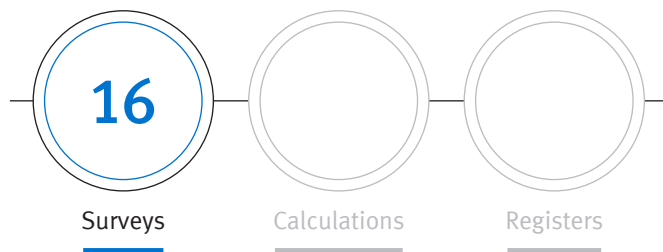
06 / 2020

Due to the high proportion of expenditure for housing, the topics of rent and residential property prices have been a major factor in public and political discussions for many years. In addition, very different regional trends are observed.

So far, price statistics include rent indices in a breakdown by Länder in the context of the consumer price index. The development of purchase prices for residential property is shown in the house price index (HPI) for all of Germany. Due to a significant improvement in the samples of these indices in recent years, it is now possible to provide results at a more detailed regional level. It is planned to publish at least parts of the rent and house price indices from spring 2019 in a breakdown by four types of administrative districts in terms of settlement structure ranging from “very rural” to large cities.

3.8 Mobility and transport infrastructure

What we now offer



Transport services statistics are a focus of official transport statistics. They show the transport volumes and quantities in [goods transport](#) as well as the transport performance (tonne-kilometres). The data are broken down by regions and goods. Goods transported are recorded by their gross weight (including packaging). The transport performance additionally takes into account the distances covered.


[Passenger transport](#) includes public transport by bus, train or plane, as well as private motor transport, by bicycle or on foot. Official statistics mainly provide information on public passenger transport including data on the number of passengers carried and the transport performance.

The [enterprises, infrastructure and vehicle stocks](#) area provides data on new motor vehicle registrations, vehicle stocks and the transport infrastructure. These data are also available broken down by Länder. For inland waterways transport and aviation enterprises, among other things, the turnover and the number of vehicles are shown.

In [traffic accidents](#), a distinction is made between road, rail and aviation accidents. Road traffic accident statistics provide data on the number of accidents, the parties involved, the casualties, the causes of accidents and the severity of the consequences of accidents (e.g. accidents involving personal injury or material damage). In the case of rail accidents, data on the number of accidents and casualties are available for rail and tram transport.

For what are the data used?

The available data are used as the basis for transport policy and business decisions as well as for traffic safety analyses.



Challenges and potential for development

Our main focus for improving transport statistics is on systematically testing alternative data sources.

Focal points of further development

Using new data sources: testing data from the River Information Services (RIS) for the statistics of freight transport on inland waterways

The Federal Waterways and Shipping Administration (WSV) has been developing the River Information Services (RIS) for several years. The data obtained on transport on inland waterways are a potential source of the statistics of freight transport on inland waterways. The 3rd Amendment of the Inland Shipping (Federal Competences) Act, adopted in 2017, granted official statistics access rights to RIS data. However, the WSV is only presently in the process of implementing a data management concept for the RIS data.

The Federal Statistical Office has been promised initial test data in 2018. Then it will check whether the RIS data are sufficient to replace the previous method of data collection and/or whether they can be used to increase the quality. The aim is to make consistent use of the RIS opportunities for the statistics of freight transport on inland waterways.

The first results of the tests are expected by the end of 2018.

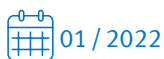


EU pilot study on passenger transport on inland waterways

In accordance with Regulation (EC) No 1365/2006 on statistics of goods transport by inland waterways in combination with Regulation (EU) 2016/1954, it must be examined whether passenger transport on inland waterways can be statistically recorded. To this end, voluntary pilot studies will initially be carried out at national level with the aim of assessing the feasibility of these new data collections, the costs of related data surveys and the associated statistical quality.

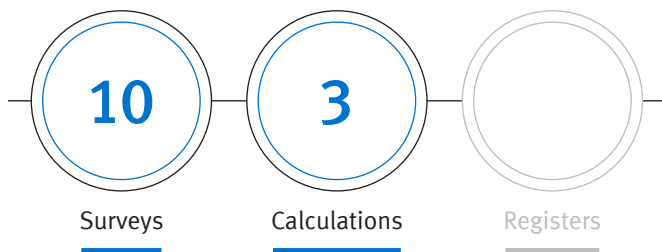
Germany will carry out a pilot study at the request of the Federal Ministry of Transport and Digital Infrastructure (BMVI). Inland waterways transport is the only mode of transport in which passenger transport has not yet been recorded. In particular, river cruises and day trips are expected to see strong growth in passenger numbers, which will have an impact on port infrastructure and traffic on inland waterways.

The objective of the measure is to determine the availability of data in the areas of river cruises, day trips, ferries and public short-distance passenger transport, to identify sources to be used (shipping companies, ports, skippers and others), to determine the costs of data collection and processing and to evaluate the quality.



3.9 Health and long-term care

What we now offer



The [Ghealth expenditure accounts](#) show which institutions of funding (public budgets, statutory health insurance, private health insurance, etc.) pay for health expenditures in what facility for what services. The financial accounts supplement the health expenditure accounts by showing who finances the health expenditures through each funding institution in what way. The [cost-of-illness accounts](#) cover the costs that are directly related to a disease. The [health personnel accounts](#) provide information on health care workers – including their age, sex and occupation. Information on the cost structure data in the medical sector is also available.

[Health status statistics](#) provide data on the ill and accident victims, on the smoking behaviour of the population as well as on body size and weight.

Information on facilities, beds and patient flows, medical and non-medical personnel, diagnoses relating to patients who receive full in-patient treatment, as well as surgeries and procedures performed is available for hospitals and prevention or rehabilitation facilities. [Hospital statistics](#) also provide data on caesarean sections as well as on the costs of hospitals.

[Abortion statistics](#) provide an overview of the number and development of abortions. They cover selected personal circumstances of the affected women, such as age and marital status. In addition, the statistics provide data on the legal requirements for termination of pregnancy and the type of intervention.

[Causes of death statistics](#) cover all deaths in Germany as well as the respective cause of death. In addition to the number of deceased, data on the most common causes of death are available for men, women and children. The same applies to information on maternal mortality and sudden infant death syndrome. Furthermore, the statistics provide more detailed information on individual causes of death such as cardiovascular diseases, cancers or suicides. In addition to data on deaths, the [statistics of deaths](#) also include information on the average life expectancy of women and men.

The [statistics of severely disabled persons](#) include information about the number, age and sex of severely disabled people. In addition, data on the type, cause and degree of disability are available. Additional information on people with disabilities has been collected annually in the microcensus since 2017.

The [statistics on long-term care](#) provide information about those in need of long-term care. Home care services and nursing homes provide information on the facilities and employees.

For what are the data used?

The data serve as the basis for health policy decisions and as a reference for health-related target discussions and assessments. They are used as a database for health reporting, national and international health indicator sets, and poverty and wealth reporting. Furthermore, they are a source for the establishment of a European health statistics system and the fulfilment of international reporting obligations.

Challenges and potential for development

Our main focus for improving the statistics in the health system is on establishing digitised and automated causes of death statistics.

Focal points of further development

Establishing electronic causes of death statistics

The establishment of an electronic communication chain from the physicians issuing death certificates to the statistical offices preparing the information for causes of death statistics is a prerequisite for efficient information processing and high quality and up-to-date causes of death statistics.

Since the forms used for death certificates in the Länder do not implement important requirements of the World Health Organization (WHO), there is also a need for adaptation of content. Unlike the WHO form, German physicians can only document a causal chain with a maximum of three lines instead of four. The medical evaluation of the causes of death is therefore often shortened or incorrect, so that the comparability of the German causes of death statistics with the causes of death statistics of other countries is limited.

Since 2016, the WHO has requested that surgeries performed within four weeks of death be cited. The German death certificates do not implement this requirement, so that from a professional point of view extremely important and relevant health policy information is often missing. The concept of a nationwide electronic death certificate is in the development phase.



12 / 2024

Analysing small-area geodata in hospital statistics

The amended Federal Statistics Act opens up new possibilities for presenting georeferenced results on the basis of geocoordinates and grid cells in hospital statistics.

In the short and longer term, the measure serves the cartographic visualisation of selected aspects of the medical care situation on the basis of geocoded hospital locations in Germany. This is intended to visualise (calculated) accessibility zones related to hospital locations according to selected variables, in particular calculated distances to the nearest hospital (in kilometres/minutes) differentiated according to specialist departments/specialisations of hospitals and region types. The application also allows linking to other basic geodata, such as census-based population data.



12 / 2021

Implementing the advanced reference value for hospitals

The concept for the advanced reference value for hospitals, to be finally coordinated by September 2018, must be put into routine practice. The information to be collected by the Federal Statistical Office is determined by the Federal Ministry of Health (BMG) by ordinance without the consent of the Bundesrat.

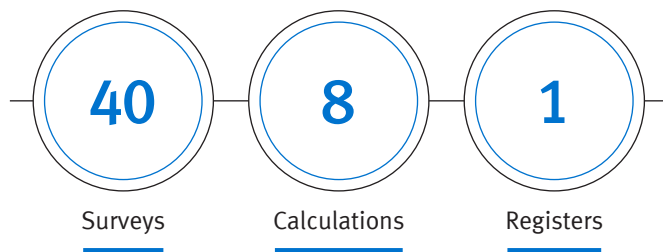
The requirements are laid down in the Act on the Further Development of Care and Remuneration for Psychiatric and Psychosomatic Benefits, which came into force on 1 January 2017. Data are required for at least two reference years for a reference value that reflects the hospitals' actual cost developments as required by the Hospital Remuneration Act.



12 / 2021

3.10 Government and finance

What we now offer



Public finance statistics regularly provide a comprehensive and detailed picture of all public finances. They show the sources and volume of public revenue and the extent to which public expenditure could be financed. The difference between revenue and expenditure is used to calculate the financial balance as defined in public finance statistics. The public assets situation is represented by public debt statistics and public financial assets statistics. The data of the financial statistics of the overall public budget show the finances of the core and extra budgets of the Federation, Länder, municipalities and municipal associations and social security funds as well as the financial shares of the European Union.

Since the mid-1980s, the overall picture of public finance statistics has been adversely affected by outsourcing tasks from public core budgets and continuing them under private or public law. In order for public finance statistics to fulfil their basic task of fully reflecting public finances, these units are included not only in debt statistics, but also in the statistics on the annual accounts of public funds, institutions and enterprises. These include, among others, municipal enterprises without legal capacity, federal and Land enterprises without legal capacity, and also all private-law institutions and enterprises in which the public sector directly or indirectly holds more than 50 percent of the nominal capital or voting rights. Public funds, institutions and enterprises that are part of the general government sector according to the rules of the European System of Accounts are additionally recorded quarterly and are included in public financial assets statistics on an annual basis.

Taxes are the main source of government revenue. In the case of **tax statistics**, a distinction is made between the short-term recording of cash tax revenue, the annual surveys of the tax assessment bases and the current data on excise duties. The statistics of cash tax revenue show the payments from taxes and customs duties received by the Federation, Länder, municipalities and municipal associations. The surveys of the tax assessment bases cover income, net worth and turnover taxes. Amongst other things, excise duty statistics reveal the tax burden and the quantities sold of certain semi-luxury goods and mineral oil products and electricity. In addition, aviation tax statistics provide, for instance, an overview of the number of air passengers carried.


Statistical information on the public service is provided by **public service personnel and public service pensioner statistics**. Since there is no social insurance obligation for the employment of public officials, the statistics of public service personnel are the only comprehensive data source for public officials. The Federal Employment Agency additionally collects statistical information on employees subject to social insurance contributions. The personnel statistics of the public budgets provide information on both the personnel and the public service pensioners. Public service personnel include public officials, judges, career and fixed-term military personnel and employees. Public service pensioner statistics cover the beneficiaries of the public-law pension system for public officials and career soldiers. Public officials' pensions and related benefits are paid to recipients of retirement benefits, widows and widowers and orphans.

For what are the data used?

The results of public finance statistics provide an overall picture of public finances and serve as the basis for economic, financial and sectoral policy decisions. They are basic data for the national accounts (general government account, income approach) and for the EU Stability Pact.

Tax statistics serve as the basis for tax policy decisions, regulatory impact assessments and the associated budget planning as well as the federal and Länder tax estimation. Furthermore, they form the basis for the distribution of tax revenue to the territorial authorities (e.g. wage tax distribution, distribution key for the municipal share of income tax and turnover tax revenue) and provide information on general economic development and the corporate landscape. Institutions of higher education and other institutions tasked with independent scientific research have regulated access to microdata of tax statistics through the research data centres of official statistics.

Public service personnel and public service pensioner statistics are used as the basis for policy decisions on the development of regulations relating to public service, remuneration of public officials, collective bargaining and public service pensions, for collective bargaining in the public sector and as a benchmark in the municipal sector and at Land level. They are basic data for labour market statistics, the employment accounts in the framework of the national accounts and parts of the labour cost and earnings survey. Furthermore, they are used to forecast future public service pension expenditures (e.g. for the Federal Government's Pensions Report and the medium-term financial planning of the Federal Government and the Länder).



Challenges and potential for development

Our main focus for improving public finance, tax and personnel statistics is on making use of new administrative data.

Focal points of further development

Expanding the overall tax statistics system

The focus in tax statistics is on continuing the development and optimisation of the current and standardised tax statistics system (StSys) on the basis of annual federal statistics. The StSys is a central application in which all advance tax return and tax assessment statistics are processed. The comparison of tax statistics with each other offers efficiency gains and improvements in the quality of the statistical results. The integration of tax statistics into the StSys is done module by module.


The following modules are presently integrated into the StSys:

Statistics of pension benefit notifications

There are no comprehensive data in official statistics on the receipt of old-age pensions and other benefits in old age and the accumulation of benefits from multiple sources. Section 22a of the Income Tax Act provides for a standardised electronic pension benefit notification procedure aimed at ensuring the correct and complete taxation of retirement income. In the context of income taxation, comprehensive administrative data are thus available on this topic. In order to improve the data situation, the data gap will be closed by means of a statistical evaluation of the pension benefit notifications.


In addition, pension benefit notifications are required for the implementation of the double taxation agreement with France. This results from a supplementary agreement made in 2015 which stipulates that the information of the pension benefit notifications be provided by the Federal Statistical Office.

After a successful test of the pension benefit notifications as a new administrative data source, they will be used for statistical purposes retroactively from 2015 onwards.

 03 / 2020

Wage tax statistics (declarations)

With the Act to Strengthen Occupational Pensions, which came into force on 1 January 2018, the Bundestag introduced a new set of statistics to record wage tax declarations. The survey variables for wage tax statistics (declarations) will be transmitted by the tax authorities for the first time in 2019 for the 2018 declaration year. The new statistics will be processed as the 11th module in the StSys.

 01 / 2020

Electronic balance sheet

Electronic balance sheet data are a supplemental statement of the balance sheet and the profit and loss account, which taxpayers submit to the tax authorities in the taxation procedure. These data are not only of interest for regulatory impact assessments and the national accounts, but are an as yet unexplored alternative administrative data source for other users.

 10 / 2021

Focal points of further development

Ensuring the quality and transparency of public finance statistics as a chief contribution to sustainable management by the Federal and Länder governments



12 / 2020

The diversification of public budgets and the diversity of accounting systems make it very difficult to draw a comprehensive, coherent and consistent picture of public finances. Although such a picture is the indispensable basis of sustainable fiscal policy, its monitoring instruments are differently structured at the Land, national and EU levels. The finer these surveillance regimes are and the more financial statistical indicators they use, the greater the need for explanation of these indicators, especially in communication with the ministries of finance as actors of fiscal policy.

A package of measures therefore aims for both internal quality assurance and better explanations of the results to the outside.

Establishing procurement statistics



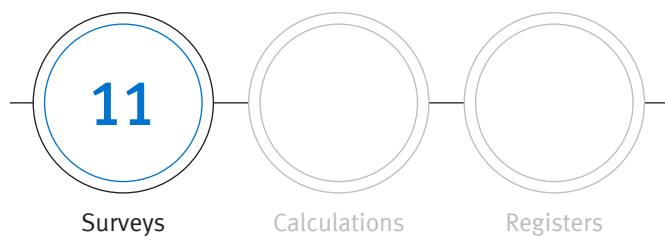
12 / 2020

The goal is to set up electronic procurement statistics based on the Public Procurement Statistics Ordinance of 12 April 2016 in the form of administrative statistics of the Federal Statistical Office on behalf of the Federal Ministry for Economic Affairs and Energy (BMWi).

The BMWI will forward all data transmitted to it for a reference year for statistical processing to the Federal Statistical Office, which will then compile the procurement statistics. A first administrative agreement between the Federal Statistical Office and the Federal Ministry for Economic Affairs and Energy for the set-up and pilot phase has been concluded.

3.11 Justice

What we now offer



Justice statistics report on the volume of work and the work completed by courts and public prosecutors. In addition, they supply data on sentenced and convicted persons, on convicted prisoners and persons under probation. The results of the various justice statistics published by the Federal Statistical Office at federal level are previously obtained and processed at Land level by the statistical offices of the Länder in cooperation with the Land ministries of justice.

Challenges and potential for development

Our main focus for improving justice statistics with our partners at the federal and Land levels is on creating an Act on Criminal Justice Statistics.

Challenges and potential for development

Our main focus for improving justice statistics with our partners at the federal and Land levels is on creating an Act on Criminal Justice Statistics.

Focal points of further development

Creating an Act on Criminal Justice Statistics

The Coalition Agreement of the Federal Government for the 19th legislative period stipulates the strengthening of socio-scientific and criminological security research and a speedy updating of the Periodical Report on Crime and Crime Control in the policy field of crime prevention for the objective of evidence-based crime control policy.

In order to increase the informative value of the criminal justice statistics maintained at the Federal Statistical Office, the Coalition Agreement states that an Act on Criminal Justice Statistics should be created in cooperation with the Länder.

In the long run, crime and criminal justice statistics will be merged into a set of flow statistics, for which a feasibility study is to be commissioned. The Federal Statistical Office, in cooperation with the statistical offices of the Länder, will support policymakers in creating an Act on Criminal Justice Statistics.



3.12 Indicators

Our indicators

By compiling relevant indicators, the Federal Statistical Office can depict various life situations of people in Germany down to a very detailed regional level, thus providing a fact-based basis for decision making for politicians, business and industry, and society.

Short-term economic indicators

Economic development can be monitored and evaluated using a variety of short-term economic indicators. Extensive tables with monthly or quarterly results, partially supplemented by calendar and seasonally adjusted values, as well as an interactive Business Cycle Monitor provide an overview of the short-term economic situation.

Short-term economic indicators are available for the following subject areas on the website of the Federal Statistical Office (www.destatis.de > Facts & Figures > Indicators):

- › Accommodation and food service activities
- › Building permits
- › Construction industry
- › Consumer prices
- › Foreign trade balance
- › Gross domestic product
- › Gross fixed capital formation
- › Import prices
- › Job vacancies reported
- › Labour costs
- › New orders index
- › Persons in employment
- › Private consumption expenditure
- › Producer prices
- › Production index
- › Rate of registered unemployed
- › Retail trade
- › Services
- › Turnover index
- › Wholesale trade

Sustainability indicators

The Federal Government has voluntarily committed itself to the United Nations [2030 Agenda](#) (A/RES/70/1), that is, to meeting the 17 global Sustainable Development Goals (SDGs) and 169 targets of the United Nations and to reporting regularly on national goal achievement. To this end, 244 sustainability indicators were prepared by an international working group with the participation of the Federal Statistical Office and adopted by the United Nations General Assembly. The coordinating role in providing national time series to the United Nations was transferred to the national statistical institutes in the relevant UN resolution (A/RES/71/313). The Federal Statistical

Office for the first time submitted a comprehensive report on the state of the SDGs in Germany in the context of the 2016 High Level Political Forum with the [data for Germany](#), and it updates this report regularly.

The pledge to leave no one behind is a central element of the 2030 Agenda. Therefore, as far as possible, the United Nations is to be provided with all time series broken down by income, sex, age, race, ethnicity, migratory status, disability and geographical location. The number of time series resulting from this requirement cannot yet be definitively estimated but is expected to be between several tens of thousands and several hundreds of thousands.

Building on the 2030 Agenda, in January 2017 the Federal Government adopted the new version of the [German Sustainable Development Strategy](#). At present, the sustainability strategy includes 63 social, environmental and economic indicators for all 17 SDGs, and more indicators on the additional topics of “no hunger”, food losses, soil conservation, research investments, education for sustainable development and sustainable public procurement are currently under discussion. According to a cabinet decision, the Federal Statistical Office is responsible for the analysis and monitoring of the indicators. Since 2006, the Federal Statistical Office has been publishing the [Indicator Report](#) on sustainable development in Germany every two years.

Globalisation indicators

[Globalisation](#) is understood as the process of increasing international interdependence in all spheres of life, which has been going on for centuries. However, unlike in earlier phases of globalisation, its pace and scale have increased rapidly in recent times. Technological progress has drastically reduced transport and communication costs. This has not only promoted international trade but also led to an increasing internationalisation and division of labour in production processes. Money, goods and know-how are transferred worldwide to a degree that was previously unknown and unimaginable.

As an open economy, Germany is to a large extent internationally oriented and thus integrated in worldwide globalisation. [Exports](#) have long been the engine of the German economy. At the same time, as a country poor in natural resources, Germany is reliant on [imports](#), in particular in the energy sector.

The globalisation indicators published by the Federal Statistical Office are derived from official statistical data and are intended to shed light on economic aspects of globalisation. They are structured according to the categories of foreign trade, enterprises, transport and environment.

Set of indicators related to climate change

Managing climate change is one of the world's greatest challenges in maintaining sustainable living and environmental conditions. Due to the complexity of climate change, its [measurement](#) and [monitoring](#) require reliable data and statistics in a variety of subject areas. To meet this data requirement, a climate change-related indicator set, consisting of 39 indicators, was adopted by the Conference of European Statisticians (CES) in early 2017. The aim of this indicator set is to present the causes and consequences of climate change as well as possible adjustments as comprehensively as possible by means of internationally harmonised and therefore comparable indicators. For Germany, the Federal Statistical Office already compiles data for 17 of these 39 indicators.

[More indicators](#) are available for the following subject areas:

- › Quality of employment
- › Report on poverty and wealth
- › Report on education
- › International indicators of education
- › Health monitoring system
- › Science and technology indicators
- › Structural indicators, regional atlas

Bureaucracy costs

The measurement of bureaucracy costs focuses on analyses of government regulations and legislative projects. The aim is to reduce existing bureaucracy meaningfully and comprehensibly and to avoid extensive new bureaucracy. The bureaucracy cost index, the development of compliance costs for all federal law as well as the barometer of burdens caused especially by official statistics help as indicators. In addition, the perception of public services in certain life situations is also surveyed.

The [bureaucracy cost index](#) makes bureaucratic burdens on enterprises tangible and shows how they evolve over time. The index aims at classic "paperwork". This includes applications, notifications, identifications, statistics or verifications.

[Compliance costs](#) are the most comprehensive measure of bureaucracy and the basis of measurements. They include the time and costs incurred by citizens, business and industry and public administration in complying with a legal requirement. In the course of the introduction of new legal regulations, the Federal Government is obliged to determine the change in the compliance costs. In the [regulatory impact assessment](#), the change in the compliance costs is an important indicator for assessing the follow-up costs for those affected, which supports the selection of the least expensive regulatory alternatives. The National Regulatory Control Council as an independent body checks whether the responsible federal ministry has presented the compliance costs comprehensibly. Continuous documentation of compliance costs is carried out by the Federal Statistical Office.

How much effort does statistics reporting cause for enterprises? The [barometer of burdens](#) has been answering this question since 2006. It makes the important contribution of business and industry to official statistics visible and serves as an objective basis for debates about [bureaucratic costs arising from statistical obligations](#). Many of the official statistics on economic development in Germany would be unthinkable without the involvement of enterprises. For this very reason, it is important for the Federal Statistical Office to minimise the amount of their work involved in transmitting information to the statistical offices of the Federation and the Länder, and to help [relieve the burden on respondents](#). To ensure that the barometer can continue to show the economy's costs realistically, the Federal Statistical Office has been conducting a survey on the current assessment of enterprises since February 2018.

On behalf of the Federal Government, the Federal Statistical Office surveys how citizens and businesses perceive public administration services. In doing so, contacts with authorities and offices in specific [life situations](#) such as marriages, the birth of a child or unemployment are examined. Regarding enterprises, for example, the focus is on the contacts when starting up a business, developing a new product or closing a business. The results of the life situation surveys are available on the Federal Statistical Office's website as part of the information on the government initiative "Official and simple – Public administrative services within easy reach" (www.amtlich-einfach.de).

Challenges and potential for development

Due to the current political discussion on the development of sustainability, this publication focuses on the development potential of the indicators on this topic.

Focal points of further development

Establishing a national reporting platform (NRP) for the global Sustainable Development Goals (SDGs)

The Federal Government has voluntarily committed itself to the United Nations 2030 Agenda, that is, to meeting the 17 SDGs and 169 targets and reporting regularly on national goal achievement using at present 244 indicators.

According to the UN Resolution (A/RES/71/313), the Federal Statistical Office is responsible for the national coordination of data provision. In future, this will require sending between several tens of thousands and several hundreds of thousands of time series to around 60 international organisations, the so-called Custodian Agencies (CAs), which will use this information to calculate the global indicators on the United Nations side.

For this reporting, the Federal Statistical Office seeks to establish a national reporting platform based on a common standard of several national statistical institutes. This would reduce the data transfer effort both on the national and on the CA side and ensure the coherence of national and global data. At the same time, the Federal Statistical Office would be able to offer an easily accessible and transparent source of information for civil society.



Climate change-related indicators

The aim of this indicator set is to provide reliable and objective data on current climate policy issues and to cover the associated information needs.



For Germany, the Federal Statistical Office is already compiling data for 17 of these 39 indicators and is now examining whether and to what extent data or approximate data can be provided for further indicators.

Baden-Württemberg
[Statistisches Landesamt Baden-Württemberg](http://www.statistik-bw.de)
www.statistik-bw.de

Bayern
[Bayerisches Landesamt für Statistik](http://www.statistik.bayern.de)
www.statistik.bayern.de

Berlin und Brandenburg
[Amt für Statistik Berlin-Brandenburg](http://www.statistik-berlin-brandenburg.de)
www.statistik-berlin-brandenburg.de

Bremen
[Statistisches Landesamt Bremen](http://www.statistik.bremen.de)
www.statistik.bremen.de

Hamburg und Schleswig-Holstein
[Statistisches Amt für Hamburg und Schleswig-Holstein](http://www.statistik-nord.de)
www.statistik-nord.de

Hessen
[Hessisches Statistisches Landesamt](http://www.statistik.hessen.de)
www.statistik.hessen.de

Mecklenburg-Vorpommern
[Statistisches Amt Mecklenburg-Vorpommern](http://www.statistik-mv.de)
www.statistik-mv.de

Niedersachsen
[Landesamt für Statistik Niedersachsen](http://www.statistik.niedersachsen.de)
www.statistik.niedersachsen.de

Nordrhein-Westfalen
[Landesbetrieb Information und Technik NRW](http://www.it.nrw.de)
www.it.nrw.de

Rheinland-Pfalz
[Statistisches Landesamt Rheinland-Pfalz](http://www.statistik.rlp.de)
www.statistik.rlp.de

Saarland
[Statistisches Amt des Saarlandes](http://www.saarland.de/statistik.htm)
www.saarland.de/statistik.htm

Sachsen
[Statistisches Landesamt des Freistaates Sachsen](http://www.statistik.sachsen.de)
www.statistik.sachsen.de

Sachsen-Anhalt
[Statistisches Landesamt Sachsen-Anhalt](http://www.statistik.sachsen-anhalt.de)
www.statistik.sachsen-anhalt.de

Thüringen
[Thüringer Landesamt für Statistik](http://www.statistik.thueringen.de)
www.statistik.thueringen.de



○ Locations of the Federal Statistical Office (Destatis)

● Locations of the statistical offices of the Länder

www.destatis.de |  @destatis

Contact www.destatis.de/contact
Central Information Service +49 (0) 611 / 75 24 05
Press Office +49 (0) 611 / 75 34 44
Capital City Service +49 (0) 30 / 18 644 94 34

Federal Statistical Office Gustav-Stresemann-Ring 11 | 65189 Wiesbaden
Berlin Information Point Friedrichstraße 50 (Checkpoint Charlie) | 10117 Berlin
Bonn Branch Office Graurheindorfer Straße 198 | 53117 Bonn

