


Statistisches Bundesamt

Verkehr



Fachserie 8

Reihe 6

Luftverkehr

Juni 1996

Statistisches Bundesamt
Bibliothek - Dokumentation + Archiv

**METZLER
POESCHEL**



Weitere Informationen zu dieser Veröffentlichung können direkt beim Statistischen Bundesamt erfragt werden:
Gruppe VC, Telefon: 06 11 / 75 - 21 15, 27 36 oder Fax: 06 11 / 724000

STATIS-BUND

Im Statistischen Informationssystem des Bundes (STATIS-BUND) sind rund 1,5 Mill. ausgewählte statistische Zeitreihen gespeichert. Alle Zeitreihen können via Mailbox, auf Diskette oder Magnetband bezogen werden. Datenauszüge dieser Publikation beinhalten die Segmente 1983, 1985, 1987, 1989, 1991, 1993.

Fachliche Beratung: 06 11 / 75 - 27 16 und 22 56.

Mailbox: 06 11 / 75 - 29 20 · Technische Rückfragen: 06 11 / 75 - 32 84.

T-ONLINE / BILDSCHIRMTEXT

Ausgewählte Tabellen und Grafiken bietet das Statistische Bundesamt über T-ONLINE / BILDSCHIRMTEXT an. Die Informationssseiten sind in T-ONLINE mit * 48484# abrufbar, ebenso wie die Bestellung von Veröffentlichungen und die Übermittlung von Anfragen.

Herausgeber: Statistisches Bundesamt, Wiesbaden



Informationen: Statistisches Bundesamt
Allgemeiner Auskunftsdienst
65180 Wiesbaden
• Telefon: 06 11 / 75 - 24 05
• Telefax: 06 11 / 75 33 30
• T-Online (Btx): * 48484#
• Internet: <http://www.statistik-bund.de>

Zweigstelle Berlin
Postfach 276, 10124 Berlin
• Telefon: 030 / 23 24 68 66
• Telefax: 030 / 23 24 68 72

Verlag: Metzler-Poeschel, Stuttgart

Verlagsauslieferung: Hermann Leins GmbH & Co. KG
Postfach 11 52
72125 Kusterdingen
Telefon: 0 70 71 / 93 53 50
Telefax: 0 70 71 / 3 36 53

Erscheinungsfolge: monatlich

Erschienen im Oktober 1996

Preis: DM 15,30

Bestellnummer: 2080600 - 96106

© Statistisches Bundesamt, Wiesbaden 1996

Alle Rechte vorbehalten. Es ist insbesondere nicht gestattet, ohne ausdrückliche Genehmigung des Statistischen Bundesamtes diese Veröffentlichung oder Teile daraus für gewerbliche Zwecke zu übersetzen, zu vervielfältigen, auf Mikrofilm/-fiche zu verfilmen oder in elektronische Systeme einzuspeichern.

Recyclingpapier aus 100 % Altpapier.

Inhalt

| | Seite |
|---|-------|
| Textteil | |
| Erläuterungen | 5 |
| Luftverkehr im Juni 1996 | 7 |
| Tabellenteil | |
| 1 Gesamtübersicht über den gewerblichen Luftverkehr | 8 |
| 2 Überblick über den gewerblichen Luftverkehr nach Flugarten | 8 |
| 3 Gewerblicher Flugplatzverkehr | |
| 3.1 Verkehr auf ausgewählten Flugplätzen | |
| 3.1.1 Luftfahrzeugbewegungen nach Flugarten | 9 |
| 3.1.2 Luftfahrzeugbewegungen nach Startgewichtsklassen | 9 |
| 3.1.3 Personenverkehr | 10 |
| 3.1.4 Frachtverkehr | 11 |
| 3.1.5 Postverkehr | 12 |
| 3.1.6 Durchgang | 13 |
| 3.2 Verkehr auf sonstigen Flugplätzen | 14 |
| 4 Verkehrsleistungen | 22 |
| 5 Personenverkehr | |
| 5.1 Verflechtung im Verkehr innerhalb Deutschlands | |
| 5.1.1 Ein- bzw. Aussteiger (von Streckenherkunftsflugplätzen nach Streckenzielflugplätzen) | 24 |
| 5.1.2 Reisende (von Herkunftsflugplätzen nach Endzielflugplätzen) | 24 |
| 5.1.3 Einsteiger nach sonstigen deutschen Flugplätzen | 26 |
| 5.1.4 Aussteiger von sonstigen deutschen Flugplätzen | 28 |
| 5.2 Verflechtung im Verkehr mit Gebieten außerhalb Deutschlands | |
| 5.2.1 Einsteiger (von Streckenherkunftsflugplätzen nach Streckenzielländern bzw. -flugplätzen) | 30 |
| 5.2.2 Aussteiger (von Streckenherkunftsfländern bzw. -flugplätzen nach Streckenzielflugplätzen) | 38 |
| 5.2.3 Reisende (von Herkunftsflugplätzen nach Endzielländern bzw. -flugplätzen) | 46 |
| 6 Güterverkehr | |
| 6.2 Verflechtung im Verkehr mit Gebieten außerhalb Deutschlands | |
| 6.2.1 Einladung (von Streckenherkunftsflugplätzen nach Streckenzielländern bzw. -flugplätzen) | 56 |
| 6.2.2 Ausladung (von Streckenherkunftsfländern bzw. -flugplätzen nach Streckenzielflugplätzen) | 64 |
| 7 Luftpostverkehr | |
| 7.1 Verflechtung im Verkehr innerhalb Deutschlands | 72 |
| 8 Flugbewegungen | |
| 8.1 Verflechtung im Verkehr innerhalb Deutschlands | |
| 8.1.1 Starts bzw. Landungen (von Streckenherkunftsflugplätzen nach Streckenzielflugplätzen) | 74 |
| 8.1.2 Starts nach sonstigen deutschen Flugplätzen | 76 |
| 8.2 Verflechtung im Verkehr mit Gebieten außerhalb Deutschlands | |
| 8.2.1 Starts (von Streckenherkunftsflugplätzen nach Streckenzielländern bzw. -flugplätzen) | 78 |

Die Angaben beziehen sich auf die **Bundesrepublik Deutschland** nach dem Gebietsstand seit dem 03.10.1990.

Zeichenerklärung

- = nichts vorhanden
- . = Zahlenwert unbekannt oder geheimzuhalten
- 0 = weniger als die Hälfte von 1 in der letzten besetzten Stelle, jedoch mehr als nichts
- x = Tabellenfach gesperrt, weil Aussage nicht sinnvoll

Abkürzungen

- Mill. = Millionen
- KM (km) = Kilometer
- T (t) = Tonne
- PKM (Pkm) = Personenkilometer
- TKM (tkm) = Tonnenkilometer
- UEB = Sonstige Flugplätze

Abkürzungen für ausgewählte Flugplätze des Bundesgebietes

| IATA-CODE | KURZTEXT | VOLLE BEZEICHNUNG |
|-----------|---------------------|------------------------|
| HAM | HAMBURG | Hamburg-Fuhlsbüttel |
| HAJ | HANNOVER | Hannover-Langenhagen |
| BRE | BREMEN | Bremen-Neuenland |
| DUS | DUESSELDORF | Düsseldorf-Lohausen |
| CGN | KOELN/BONN | Köln/Bonn-Wahn |
| FRA | FRANKFURT | Frankfurt-Rhein-Main |
| STR | STUTTGART | Stuttgart-Echterdingen |
| NUE | NUERNBERG | Nürnberg |
| MUC | MUENCHEN | München |
| TXL | BERLIN (TXL) | Berlin-Tegel |
| THF | BERLIN (THF) | Berlin-Tempelhof |
| SXF | BERLIN (SXF) | Berlin-Schönefeld |
| SCN | SAARBRUECKEN | Saarbrücken-Ensheim |
| FMO | MUENSTER/OSNABRUECK | Münster/Osnabrück |
| LEJ | LEIPZIG | Leipzig-Halle |
| DRS | DRESDEN | Dresden-Klotzsche |
| ERF | ERFURT | Erfurt |

Erläuterungen

Rechtsgrundlage

Die Luftfahrtstatistik beruht auf dem "Gesetz über die Luftfahrtstatistik" vom 30.10.1967 (BGBl. I S. 1053), geändert durch Art. 15 des 1. Statistikbereinigungsgesetzes vom 14. März 1980 (BGBl. I S. 294), und Verordnung zum Gesetz über die Luftfahrtstatistik vom 30. Oktober 1967 (BGBl. I S. 1056), zuletzt geändert durch Dritte Verordnung zur Änderung der Verordnung vom 4. Dezember 1991 (BGBl. I S. 2177) und 3. Verordnung vom 28. Juni 1982 (BGBl. I S. 915) in Verbindung mit dem Gesetz über die Statistik für Bundeszwecke (Bundesstatistikgesetz - BStatG) vom 22. Januar 1987 (BGBl. I S. 462, 565). Nach diesem Gesetz ist die gesamte zivile Luftfahrt, die mit Flugzeugen, Hubschraubern, Luftschiffen, Motorseglern, Segelflugzeugen und bemannten Ballonen betrieben wird, in die Erhebung einzubeziehen, soweit davon die Flugplätze in Deutschland berührt werden.

Erhebungspapiere

Die Angaben für die Luftfahrtstatistik werden folgenden Erhebungsvordrucken entnommen:

Flugbericht zur statistischen Erfassung des gewerblichen Luftverkehrs auf ausgewählten Flugplätzen

Monatsbericht zur vereinfachten Anmeldung des sonstigen gewerblichen Luftverkehrs auf ausgewählten Flugplätzen

Monatsbericht zur statistischen Erfassung des gewerblichen Verkehrs auf sonstigen Flugplätzen

Jahresbericht zur statistischen Erfassung des nichtgewerblichen Flugbetriebs auf allen Flugplätzen und Segelfluggeländen.

Erhebungsumfang

Personenverkehr

Auf den ausgewählten Flugplätzen werden die Strecken- und Endziele der abfliegenden Passagiere, wie sie in den Flugscheinen vermerkt sind, statistisch erfaßt. Dagegen werden bei der Personenankunft im Verkehr mit dem Ausland nur die Streckenherkünfte erhoben. Aufgrund

dieser Erfassungsmethode ist es möglich, die von deutschen Flughäfen abfliegenden Fluggäste einerseits nach **Flugstrecken**, das ist die Beförderung vom Einsteige- bis zum Aussteigeflughafen, der jeweiligen Fluglinie und andererseits nach **Gesamtflugreisen**, das ist die Beförderung vom Herkunfts- bis zum Endzielflughafen, nachzuweisen. Die Erfassung der Gesamtflugreisen ist allerdings nicht in vollem Umfang möglich, da die Umsteiger, die aus dem Ausland ankommen und in ein Flugzeug nach Zielen im Inland oder Ausland umsteigen, nicht festgestellt werden. Sie werden daher doppelt erfaßt und ausgewiesen, und zwar werden sie bei der Ankunft aus dem Ausland als Aussteiger und beim Abgang (Umsteigen) als Zusteiger nach dem Inland oder dem Ausland gezählt.

Auf den sonstigen Flugplätzen werden nur die zusteigenden Fluggäste ohne Angabe von Strecken- und Endzielen gezählt.

Frachtverkehr

In der Verkehrsstatistik werden ab Januar 1993 nur noch die Luftfrachtströme nach ihren Einlade- und Auslade-flughäfen erfaßt und nachgewiesen. Dies entspricht der in allen Verkehrszweigen gültigen Abgrenzung. Der bisher nur in der Luftfahrt nachgewiesene "Empfang" und "Versand", bei dem die transportierten Gütermengen um die in- und ausländischen Umladungsvorgänge bereinigt nach tatsächlicher Herkunft und Endziel dargestellt werden konnten, ist aus erhebungstechnischen Gründen nicht mehr möglich.

Auf den sonstigen Flugplätzen wird nur die Menge der eingeladenen Fracht erhoben.

Postverkehr

Die Ergebnisse des Postumschlags auf den ausgewählten Flugplätzen enthalten Mehrfachzählungen, die durch Umladungen innerhalb Deutschlands entstehen.

Verkehrsleistungen

Bei der Berechnung der Verkehrsleistungen (Pkm, tkm) werden alle Flüge einbezogen, die einen ausgewählten Flugplatz berühren. Als Flugkilometer werden alle über Deutschland geflogenen Kilometer gezählt, die aufgrund der Großkreisentfernung ermittelt werden.

Tabellenteil

Hinweis:

Mit der Aufbereitung des Berichtsmonats Januar 1996 ergeben sich für die Ergebnisse des Linien- und Pauschalflugreiseverkehrs wieder zum Vorjahr vergleichbare Daten, da die Zuordnung des Pauschalflugreiseverkehrs innerhalb der Europäischen Union (EU) zum Linienverkehr ab Januar 1995 erfolgte. Somit stehen erstmals ab Berichtsmonat Januar 1996 zu den genannten Flugarten für einen Vorjahresvergleich inhaltlich deckungsgleiche Größen zur Verfügung.

Dieser auch für die Zukunft notwendige Zuordnungsmodus ergibt sich aus einer nicht mehr aufrechterhaltenen Trennung für den Pauschal- und Linienflugverkehr (nähere Erläuterungen hierzu siehe Aufsatz aus der Reihe Wirtschaft und Statistik Nr. 05/96).

Da der neu abgegrenzte Linienverkehr bei dem Passagiervolumen nunmehr ca. 90 % des gesamten Aufkommens ausmacht, ist es im Rahmen dieser, die Monatsdaten zusammenfassenden Veröffentlichung nicht mehr sinnvoll, den Linienverkehr und das aller Voraussicht noch weiter schrumpfende Restaufkommen des außereuropäischen Pauschalflugreiseverkehrs wie in früheren Jahren getrennt darzustellen.

Tabelle 1

Gesamtübersicht über die gewerbliche Luftfahrt (Flüge, Beförderung von Personen, Fracht und Post) einschl. gewerbliche Schulflüge. Unter Flügen sind Flugbewegungen auf Flugteilstrecken zu verstehen; es werden alle Starts und bei Flügen aus dem Ausland die ersten Landungen im Erhebungsgebiet als Flüge gezählt.

Tabelle 2

Gewerblicher Luftverkehr (einschl. gewerbliche Schulflüge) nach Flugarten und Hauptverkehrsbeziehungen. Die Ergebnisse des Personenverkehrs werden sowohl mit als auch ohne die Doppelzählungen dargestellt, die sich durch den Umsteigeverkehr ergeben. Im Personenverkehr ist die Ausschaltung der Doppelzählungen nicht in vollem Umfang möglich; die Umsteiger aus dem Ausland in das Ausland oder Inland werden als Auslandsaussteiger und als Auslands- bzw. Inlandszusteiger - also zweimal - gezählt.

Tabelle 3

Abschnitt 3.1 enthält das Verkehrsaufkommen (Umschlag) im gewerblichen Verkehr (Luftfahrzeugbewegungen, Personen-, Fracht-, Post- und Durchgangsverkehr) der 17 ausgewählten Flugplätze (einschl. gewerbliche Schulflüge).

Im Abschnitt 3.2 wird der gewerbliche Verkehr der sonstigen Flugplätze dargestellt. Die Startzahlen beziehen sich auf alle gewerblichen Flüge (Passagier- und sonstige gewerbliche Flüge, einschl. gewerbliche Schulflüge).

Tabelle 4

Effektive Verkehrsleistung (einschl. gewerbliche Schulflüge), die sich aus dem Produkt von Personen-, Fracht- und Postbeförderung mal den geflogenen Kilometern innerhalb Deutschlands, und im grenzüberschreitenden Verkehr den Kilometern bis zur bzw. von der deutschen Grenze ergibt. Außerdem wird die angebotene Kapazität (Sitzplatz- und Nutzlastkilometer) sowie der Ausnutzungsgrad dargestellt.

Tabelle 5

Gewerblicher **Personenverkehr** der 17 ausgewählten Verkehrsflughäfen Deutschlands. Im Binnenverkehr wird ihr Verkehr untereinander sowie ihr Verkehr mit den sonstigen Flugplätzen beschrieben. Im grenzüberschreitenden Verkehr werden alle Länder sowie die Flugplätze, die ein Mindestaufkommen von 1 000 Passagieren monatlich aufweisen, nachgewiesen.

In den Tabellen 5.2.1 "**Einsteiger**" und 5.2.2 "**Aussteiger**" werden die Passagiere nach ihren Ein- und Aussteigeflughäfen auf einem Flug (ohne Umsteigevorgang) nachgewiesen, während sie in der Tabelle 5.2.3 "**Reisende**" von ihrem ersten deutschen Einsteigeflughafen bis zu ihrem Endziel verfolgt werden, unabhängig davon ob sie direkt geflogen oder unterwegs umgestiegen sind.

Tabelle 6

Gewerblicher **Güterverkehr** der 17 ausgewählten deutschen Verkehrsflughäfen mit dem Ausland. Der Nachweis des Binnenverkehrs wird derzeit nicht durchgeführt.

In den Tabellen 6.2.1 "**Einladung**" und 6.2.2 "**Ausladung**" werden alle Ein- und Ausladevorgänge (einschl. Umladungen Inland-Ausland, Ausland-Inland und Ausland-Ausland) nach Streckenherkunft und Streckenziel der Güter dargestellt.

Es wird die Verkehrsverflechtung mit allen Ländern und mit den Flugplätzen, die ein Mindestaufkommen von 10 t monatlich aufweisen, dargestellt.

Tabelle 7

Die Luftposteinladung und -ausladung wird ab Berichtszeit Januar 1993 in der Verflechtung im Verkehr innerhalb Deutschlands, in der Jahresveröffentlichung (ab 1989) auch im grenzüberschreitenden Verkehr, nachgewiesen.

Postverkehr auf ausgewählten Flugplätzen siehe auch Tabelle 3.1.5.

Tabelle 8

In dieser Tabelle werden die Starts von den 17 ausgewählten Verkehrsflughäfen Deutschlands nach dem ersten Streckenzielland bzw. dem Streckenzielflughafen, der ein Mindestaufkommen von 10 Starts monatlich aufweist, nachgewiesen.

Luftverkehr im Juni 1996

Auf den Flughäfen in Deutschland wurde im **Juni 1996** insgesamt eine Betriebsleistung von 166 000 gewerblichen Flügen erfaßt, womit sich gegenüber dem Vorjahresmonat eine Abnahme um 0,6 % ergab.

Die Anzahl der mit Flugzeugen beförderten Passagiere erreichte im Juni 1996 insgesamt 8,5 Mill. und lag damit um 0,5 % unter dem Aufkommen vom Juni 1995. 1,3 Mill. Personen (-4,2 %) benutzten das Flugzeug auf innerdeutschen Flügen, während 3,5 Mill. Fluggäste (-0,6 %) in das Ausland flogen und 3,5 Mill. (+1,4 %) aus dem Ausland ausstiegen.

Die mit Flugzeugen transportierte Frachtmenge lag mit 151 000 t um 4,6 % über dem Ergebnis des Juni 1995. Die Einladungen in das Ausland erhöhten sich dabei um 7,2 % auf 75 900 t, bei der Auslademenge aus dem Ausland ergab sich ein Zuwachs von 1,5 % auf 64 100 t. Die innerdeutsche Frachtbeförderung mit Flugzeugen lag mit 7 900 t (+20 %) über dem

Wert des Vorjahresmonats; bei diesen Gütern handelt es sich größtenteils um Sammel- und Verteildienste zu internationalen Luftverkehren.

Die Luftpostbeförderung sank gegenüber dem Berichtsmonat des Vorjahres um 9,2 % auf 15 500 t, die innerdeutsche Postbeförderung ging dabei um 12 % auf 10 100 t zurück. Im grenzüberschreitenden Luftpostverkehr ergab sich bei den Beförderungen aus dem Ausland mit 2 700 t ein Zuwachs von 0,5 %, die Einlademenge sank um 6,0 % auf 2 600 t.

Im **ersten Halbjahr 1996** wurden insgesamt 855 500 Flüge gezählt (+1,7 %). Dabei lag das Passagieraufkommen im Vergleich zum entsprechenden Vorjahreszeitraum mit 43,1 Mill. um 3,6 % höher. Im gleichen Zeitraum stiegen die Frachtbeförderungen um 3,1 % auf 895 500 t; für die Luftposttransporte ergab sich eine Abnahme um 1,9 % auf 105 700 t.

Tabellenteil
1 Gesamtübersicht über den gewerblichen Luftverkehr
Juni 1996

| Verkehrsart | Flüge 1) | Personen | | Fracht | Post | |
|-----------------------------------|----------|---------------------|---------|----------------|--------|--|
| | | ohne 2) | | einschl. | | |
| | | Doppelzählungen des | | | | |
| | | Umsteigeverkehrs | | Umladeverkehrs | | |
| Anzahl | | Tonnen | | | | |
| Gewerblicher Verkehr | | | | | | |
| Der ausgewählten Flugplätze | 114 407 | 8 401 628 | 151 033 | | 15 469 | |
| Der sonstigen Flugplätze | 51 922 | 70 476 | x | | x | |
| Insgesamt ... | 166 329 | 8 472 104 | 151 033 | | 15 469 | |

1) Passagier- und Nichtpassagierflüge (z.B. Arbeitsflüge, gewerbliche Schulfüge).

2) Siehe Erläuterungen.

2 Überblick über den gewerblichen Luftverkehr nach Flugarten

| Verkehrsart | Flüge 1) | Personen | | Fracht | Post | |
|-------------|----------|------------------|--|---------------------|------|--|
| | | einschl. | | einschl. | | |
| | | ohne 2) | | Doppelzählungen des | | |
| | | Umsteigeverkehrs | | Umladeverkehrs | | |
| Anzahl | | Tonnen | | | | |

Verkehr innerhalb Deutschlands

| | | | | | |
|----------------------------|---------|-----------|-----------|--------|--------|
| Linienverkehr | 29 061 | 1 480 888 | 1 268 478 | 6 653 | 10 114 |
| Gelegenheitsverkehr | 53 363 | 56 819 | 56 539 | 1 292 | - |
| Überführung | 908 | - | - | - | - |
| Zusammen ... | 83 332 | 1 537 707 | 1 325 017 | 7 945 | 10 114 |
| dagegen Juni 1995 | 87 645 | 1 594 936 | 1 383 469 | 6 618 | 11 494 |
| Januar bis Juni 1996 | 410 539 | 9 053 100 | 7 835 763 | 47 117 | 71 703 |

Verkehr mit Gebieten außerhalb Deutschlands
Nach dem Ausland

| | | | | | |
|----------------------------|---------|------------|------------|---------|--------|
| Linienverkehr | 36 113 | 3 090 944 | 3 090 944 | 65 106 | 2 619 |
| Gelegenheitsverkehr | 4 919 | 447 070 | 447 070 | 10 796 | 2 |
| Überführung | 442 | - | - | - | - |
| Zusammen ... | 41 474 | 3 538 014 | 3 538 014 | 75 902 | 2 621 |
| dagegen Juni 1995 | 39 868 | 3 560 097 | 3 560 097 | 70 818 | 2 788 |
| Januar bis Juni 1996 | 222 440 | 17 478 272 | 17 478 272 | 429 096 | 16 398 |

Aus dem Ausland

| | | | | | |
|----------------------------|---------|------------|------------|---------|--------|
| Linienverkehr | 36 136 | 3 165 357 | 3 165 357 | 53 681 | 2 661 |
| Gelegenheitsverkehr | 4 911 | 378 658 | 378 658 | 10 429 | 8 |
| Überführung | 476 | - | - | - | - |
| Zusammen ... | 41 523 | 3 544 015 | 3 544 015 | 64 110 | 2 669 |
| dagegen Juni 1995 | 39 818 | 3 495 089 | 3 495 089 | 63 178 | 2 655 |
| Januar bis Juni 1996 | 222 525 | 17 442 450 | 17 442 450 | 398 970 | 17 113 |

Durchgangsverkehr
Ohne Umsteigen und Umladen

| | | | | | |
|----------------------------|---|---------|---------|--------|-----|
| Linienverkehr | x | 64 224 | 64 224 | 2 535 | 65 |
| Gelegenheitsverkehr | x | 834 | 834 | 541 | - |
| Zusammen ... | x | 65 058 | 65 058 | 3 076 | 65 |
| dagegen Juni 1995 | x | 73 019 | 73 019 | 3 794 | 104 |
| Januar bis Juni 1996 | x | 372 594 | 372 594 | 20 300 | 473 |

Gesamtverkehr

| | | | | | |
|----------------------------|---------|------------|------------|---------|---------|
| Linienverkehr | 101 310 | 7 801 413 | 7 589 003 | 127 975 | 15 459 |
| Gelegenheitsverkehr | 63 193 | 883 381 | 883 101 | 23 058 | 10 |
| Überführung | 1 826 | - | - | - | - |
| Insgesamt ... | 166 329 | 8 684 794 | 8 472 104 | 151 033 | 15 469 |
| dagegen Juni 1995 | 167 331 | 8 723 141 | 8 511 674 | 144 408 | 17 041 |
| Januar bis Juni 1996 | 855 504 | 44 346 416 | 43 129 079 | 895 483 | 105 687 |

1) Passagier- und Nichtpassagierflüge (z.B. Arbeitsflüge, gewerbliche Schulfüge).

2) Siehe Erläuterungen.

3 Gewerblicher Flugplatzverkehr Juni 1996

3.1 Verkehr auf ausgewählten Flugplätzen

3.1.1 Luftfahrzeugbewegungen nach Flugarten *)

| Flugplatz | Gestartete und gelandete Luftfahrzeuge | | | | | | | | |
|---------------------|--|-------------------------|-------------------------|------------------|----------|----------|-----------------------------|-----------|-----------------------|
| | Linien- verkehr | Gelegenheitsverkehr | | | | | Ober- führungs- flüge | insgesamt | Januar bis Juni |
| | | Pauschal- Reiseverk. | Tramp.-u. Anf.-Verk. | Taxi- Verkehr | sonstige | zusammen | | | |
| Hamburg | 9 710 | 231 | 221 | 166 | 99 | 717 | 236 | 10 663 | 59 829 |
| Hannover | 4 576 | 597 | 137 | 29 | 1 369 | 2 132 | 34 | 6 742 | 35 945 |
| Bremen | 2 511 | 51 | 50 | 134 | 939 | 1 174 | 62 | 3 747 | 19 849 |
| Düsseldorf | 13 841 | 660 | 357 | 13 | 78 | 1 108 | 147 | 15 096 | 76 437 |
| Köln/Bonn | 6 419 | 335 | 2 062 | 324 | 667 | 3 388 | 616 | 10 423 | 61 994 |
| Frankfurt | 30 168 | 742 | 510 | 138 | 3 | 1 393 | 305 | 31 866 | 185 339 |
| Stuttgart | 7 794 | 496 | 248 | 280 | 771 | 1 795 | 205 | 9 794 | 52 660 |
| Nürnberg | 3 531 | 228 | 622 | 31 | 275 | 1 156 | 198 | 4 885 | 26 960 |
| München | 17 101 | 561 | 371 | 95 | 90 | 1 117 | 312 | 18 530 | 104 644 |
| Berlin (Tegel) | 9 522 | 477 | 64 | 6 | 17 | 564 | 56 | 10 142 | 58 250 |
| Berlin (Tempelhof) | 2 586 | 13 | 38 | 89 | 229 | 369 | 19 | 2 974 | 16 546 |
| Berlin (Schönefeld) | 1 563 | 424 | 236 | 10 | 817 | 1 487 | 25 | 3 075 | 15 183 |
| Saarbrücken | 867 | 36 | 21 | 31 | 279 | 367 | 71 | 1 305 | 7 018 |
| Münster/Osnabrück | 1 554 | 92 | 64 | 106 | 1 063 | 1 325 | 44 | 2 923 | 15 884 |
| Leipzig | 2 907 | 359 | 88 | 87 | 5 | 539 | 97 | 3 543 | 20 327 |
| Dresden | 2 812 | 163 | 30 | 41 | 24 | 258 | 76 | 3 146 | 17 864 |
| Erfurt | 575 | 82 | 7 | 8 | 215 | 312 | 27 | 914 | 4 293 |
| Zusammen | 118 037 | 5 547 | 5 126 | 1 588 | 6 940 | 19 201 | 2 530 | 139 768 | 779 022 |
| Sonst. Flugpl. | 3 532 | - | 136 | 799 | 1 378 | 2 313 | 204 | 6 049 | 31 607 |
| Insgesamt | 121 569 | 5 547 | 5 262 | 2 387 | 8 318 | 21 514 | 2 734 | 145 817 | 810 629 |
| Januar bis Juni | 685 495 | 24 666 | 31 214 | 12 190 | 41 536 | 109 606 | 15 528 | 810 629 | - |

*) Passagier- und Nichtpassagierflüge (z.B. Arbeitsflüge, gewerbl. Schulflüge).

3.1.2 Luftfahrzeugbewegungen nach Startgewichtsklassen *)

| Flugplatz | Gestartete und gelandete Luftfahrzeuge | | | | | | | | Hub- schrauber und sonst. Luftfahr- zeuge 1) | insgesamt |
|---------------------|--|---------|----------|---------|---------|---------|----------|---------------|--|-----------|
| | Startgewichtsklassen über ... bis einschl. ... T | | | | | | | | | |
| | bis 2 T | 2-5,7 T | 5,7-14 T | 14-20 T | 20-25 T | 25-75 T | 75-175 T | über 175 T | | |
| Hamburg | 130 | 120 | 377 | 850 | 824 | 6 639 | 1 587 | 79 | 57 | 10 663 |
| Hannover | 14 | 1 382 | 432 | 1 008 | 425 | 2 230 | 1 176 | 75 | - | 6 742 |
| Bremen | 575 | 643 | 345 | 800 | 184 | 971 | 213 | - | 16 | 3 747 |
| Düsseldorf | 41 | 93 | 397 | 1 683 | 170 | 9 041 | 2 006 | 1 661 | 4 | 15 096 |
| Köln/Bonn | 697 | 444 | 568 | 1 222 | 807 | 4 876 | 1 488 | 283 | 38 | 10 423 |
| Frankfurt | 1 | 252 | 539 | 1 762 | 88 | 16 393 | 7 085 | 5 726 | 20 | 31 866 |
| Stuttgart | 17 | 913 | 445 | 1 053 | 337 | 5 832 | 912 | 154 | 131 | 9 794 |
| Nürnberg | 203 | 162 | 515 | 1 386 | 120 | 1 787 | 646 | 58 | 8 | 4 885 |
| München | 78 | 203 | 751 | 1 995 | 202 | 12 371 | 1 967 | 954 | 9 | 18 530 |
| Berlin (Tegel) | - | 8 | 77 | 811 | 378 | 7 657 | 1 140 | 70 | 1 | 10 142 |
| Berlin (Tempelhof) | 18 | 130 | 487 | 1 482 | 318 | 313 | - | 3 | 223 | 2 974 |
| Berlin (Schönefeld) | 707 | 97 | 140 | 88 | 30 | 991 | 802 | 196 | 24 | 3 075 |
| Saarbrücken | 270 | 97 | 121 | 371 | 156 | 279 | 11 | - | - | 1 305 |
| Münster/Osnabrück | 825 | 311 | 228 | 785 | - | 628 | 119 | - | 27 | 2 923 |
| Leipzig | 4 | 153 | 424 | 456 | 62 | 1 834 | 546 | 54 | 10 | 3 543 |
| Dresden | 26 | 104 | 316 | 917 | 48 | 1 322 | 401 | 12 | - | 3 146 |
| Erfurt | 187 | 100 | 301 | - | - | 233 | 93 | - | - | 914 |
| Zusammen | 3 793 | 5 212 | 6 463 | 16 669 | 4 149 | 73 397 | 20 192 | 9 325 | 568 | 139 768 |
| Sonst. Flugpl. | 1 360 | 804 | 718 | 2 451 | 1 | 395 | 71 | - | 249 | 6 049 |
| Insgesamt | 5 153 | 6 016 | 7 181 | 19 120 | 4 150 | 73 792 | 20 263 | 9 325 | 817 | 145 817 |
| Januar bis Juni | 24 874 | 29 200 | 41 021 | 110 927 | 25 983 | 416 576 | 104 470 | 51 448 | 6 130 | 810 629 |

*) Passagier- und Nichtpassagierflugzeuge (z.B. Arbeitsflüge, gewerbl. Schulflüge).

1) Sonstige Luftfahrzeuge = Motorsegler, Luftschiffe.

3.1 Verkehr auf ausgewählten Flugplätzen

3.1.3 Personenverkehr

| Flugplatz | Einsteiger | | | | | | Januar bis Juni |
|---------------------------|------------------|-------------------------------|------------|------------------------------|------------|---------------------------|-----------------|
| | mit Streckenziel | | | | insgesamt | darunter im Linienverkehr | |
| | im Inland | | im Ausland | | | | |
| | zusammen | dar. Umsteiger aus dem Inland | zusammen | dar. Umsteiger aus d. Inland | | | |
| Hamburg | 146 446 | 889 | 246 384 | 4 171 | 392 830 | 360 354 | 1 959 829 |
| Hannover | 37 689 | 111 | 163 415 | 796 | 201 104 | 161 589 | 1 001 182 |
| Bremen | 32 449 | 124 | 39 665 | 366 | 72 114 | 67 255 | 371 471 |
| Düsseldorf | 140 225 | 757 | 507 411 | 11 836 | 647 636 | 575 565 | 3 240 797 |
| Köln/Bonn | 95 279 | 453 | 118 400 | 1 436 | 213 679 | 182 983 | 1 217 817 |
| Frankfurt | 305 425 | 11 112 | 1 313 490 | 140 889 | 1 618 915 | 1 549 702 | 8 848 065 |
| Stuttgart | 84 423 | 471 | 189 554 | 2 178 | 273 977 | 242 280 | 1 450 811 |
| Nürnberg | 32 650 | 170 | 69 674 | 419 | 102 324 | 89 241 | 472 231 |
| München | 218 375 | 1 056 | 410 640 | 29 945 | 629 015 | 589 684 | 3 623 785 |
| Berlin (Tegel) | 214 101 | 1 262 | 190 040 | 2 268 | 404 141 | 362 107 | 2 040 037 |
| Berlin (Tempelhof) | 16 548 | 15 | 16 071 | 129 | 32 619 | 31 943 | 172 576 |
| Berlin (Schönefeld) | 4 041 | - | 102 241 | 150 | 106 282 | 76 791 | 407 526 |
| Saarbrücken | 4 418 | - | 11 394 | - | 15 812 | 14 200 | 79 230 |
| Münster/Osnabrück | 14 623 | 38 | 32 465 | 500 | 47 088 | 41 323 | 219 556 |
| Leipzig | 39 105 | 431 | 72 828 | 833 | 111 933 | 87 422 | 473 354 |
| Dresden | 46 505 | 280 | 39 693 | 868 | 86 198 | 75 875 | 384 628 |
| Erfurt | 1 515 | 1 | 14 581 | 291 | 16 096 | 11 205 | 56 617 |
| Zusammen | 1 433 817 | 17 170 | 3 537 946 | 197 075 | 4 971 763 | 4 519 519 | 26 019 512 |
| Sonst. Flugpl. | 33 414 | 122 | 68 | - | 33 482 | 32 521 | 175 994 |
| Insgesamt | 1 467 231 | 17 292 | 3 538 014 | 197 075 | 5 005 245 | 4 552 040 | 26 195 506 |
| Januar bis Juni | 8 717 234 | 100 559 | 17 478 272 | 1 127 847 | 26 195 506 | 24 212 111 | - |

| Flugplatz | Aussteiger | | | | | Januar bis Juni |
|---------------------------|----------------------|-------------------------------|------------|------------|---------------------------|-----------------|
| | mit Streckenherkunft | | | insgesamt | darunter im Linienverkehr | |
| | im Inland | | im Ausland | | | |
| | zusammen | dar. Umsteiger in das Ausland | | | | |
| Hamburg | 138 824 | 4 171 | 202 222 | 341 046 | 324 016 | 1 909 307 |
| Hannover | 36 266 | 796 | 141 647 | 177 913 | 143 310 | 999 630 |
| Bremen | 32 392 | 366 | 34 982 | 67 374 | 64 461 | 366 064 |
| Düsseldorf | 144 241 | 11 836 | 518 697 | 662 938 | 601 914 | 3 178 894 |
| Köln/Bonn | 98 614 | 1 436 | 107 201 | 205 815 | 183 095 | 1 231 337 |
| Frankfurt | 299 758 | 140 889 | 1 410 163 | 1 709 921 | 1 635 095 | 9 050 805 |
| Stuttgart | 88 760 | 2 178 | 217 654 | 306 414 | 270 334 | 1 462 759 |
| Nürnberg | 35 503 | 419 | 74 761 | 110 264 | 96 273 | 460 027 |
| München | 233 169 | 29 945 | 471 560 | 704 729 | 653 499 | 3 644 537 |
| Berlin (Tegel) | 200 570 | 2 268 | 144 503 | 345 073 | 325 631 | 1 979 620 |
| Berlin (Tempelhof) | 16 178 | 129 | 15 292 | 31 470 | 30 801 | 172 317 |
| Berlin (Schönefeld) | 3 518 | 150 | 66 424 | 69 942 | 53 571 | 373 507 |
| Saarbrücken | 4 574 | - | 13 673 | 18 247 | 16 371 | 78 060 |
| Münster/Osnabrück | 14 603 | 500 | 28 079 | 42 682 | 38 204 | 209 995 |
| Leipzig | 38 164 | 833 | 55 786 | 93 950 | 76 528 | 441 358 |
| Dresden | 45 499 | 868 | 30 773 | 76 272 | 69 562 | 366 964 |
| Erfurt | 1 938 | 291 | 10 598 | 12 536 | 9 788 | 51 322 |
| Zusammen | 1 432 571 | 197 075 | 3 544 015 | 4 976 586 | 4 592 453 | 25 976 503 |
| Sonst. Flugpl. | 34 660 | - | - | 34 660 | 34 000 | 183 181 |
| Insgesamt | 1 467 231 | 197 075 | 3 544 015 | 5 011 246 | 4 626 453 | 26 159 684 |
| Januar bis Juni | 8 717 234 | 1 127 847 | 17 442 450 | 26 159 684 | 24 233 499 | - |

3 Gewerblicher Flugplatzverkehr Juni 1996

3.1 Verkehr auf ausgewählten Flugplätzen

3.1.4 Frachtverkehr

| Flugplatz | Einladung in Tonnen | | | | | Januar bis Juni |
|---------------------------|---------------------|---------|-----------|---------------------|------------------------------|-----------------------|
| | mit Streckenziel im | | insgesamt | darunter | | |
| | Inland | Ausland | | im Linienverkehr | befördert in Frachtern 1) | |
| Hamburg | 518 | 785 | 1 303 | 1 269 | 139 | 7 281 |
| Hannover | 77 | 174 | 251 | 130 | 78 | 1 540 |
| Bremen | 57 | 5 | 62 | 62 | - | 386 |
| Düsseldorf | 443 | 1 875 | 2 318 | 2 212 | 42 | 11 545 |
| Köln/Bonn | 1 414 | 10 855 | 12 269 | 2 940 | 11 928 | 75 391 |
| Frankfurt | 3 694 | 57 686 | 61 380 | 60 714 | 26 070 | 343 469 |
| Stuttgart | 248 | 355 | 604 | 489 | 96 | 3 115 |
| Nürnberg | 241 | 1 264 | 1 505 | 74 | 1 432 | 9 834 |
| München | 787 | 2 320 | 3 107 | 3 020 | 94 | 16 717 |
| Berlin (Tegel) | 251 | 221 | 472 | 468 | - | 2 941 |
| Berlin (Tempelhof) | 0 | 12 | 12 | 12 | - | 83 |
| Berlin (Schönefeld) | 128 | 310 | 438 | 261 | 307 | 2 817 |
| Saarbrücken | - | 0 | 0 | - | 0 | 334 |
| Münster/Osnabrück | 11 | 0 | 11 | 11 | - | 91 |
| Leipzig | 42 | 35 | 77 | 61 | 56 | 418 |
| Dresden | 27 | 3 | 30 | 30 | 0 | 169 |
| Erfurt | - | - | - | - | - | 2 |
| Zusammen | 7 939 | 75 902 | 83 840 | 71 753 | 40 242 | 476 134 |
| Sonst. Flugpl. | 6 | - | 6 | 6 | 0 | 77 |
| Insgesamt | 7 945 | 75 902 | 83 846 | 71 759 | 40 242 | 476 211 |
| Januar bis Juni | 47 116 | 429 095 | 476 211 | 399 903 | 233 145 | - |

| Flugplatz | Ausladung in Tonnen | | | | | Januar bis Juni |
|---------------------------|-------------------------|---------|-----------|---------------------|------------------------------|-----------------------|
| | mit Streckenherkunft im | | insgesamt | darunter | | |
| | Inland | Ausland | | im Linienverkehr | befördert in Frachtern 1) | |
| Hamburg | 1 056 | 638 | 1 694 | 1 543 | 127 | 10 692 |
| Hannover | 311 | 92 | 403 | 320 | 88 | 2 622 |
| Bremen | 160 | 9 | 169 | 169 | 0 | 850 |
| Düsseldorf | 560 | 1 786 | 2 347 | 2 271 | 125 | 13 215 |
| Köln/Bonn | 678 | 11 426 | 12 104 | 3 325 | 11 746 | 79 381 |
| Frankfurt | 1 975 | 46 373 | 48 349 | 47 735 | 22 630 | 295 957 |
| Stuttgart | 514 | 468 | 982 | 874 | 81 | 5 635 |
| Nürnberg | 512 | 942 | 1 454 | 231 | 1 214 | 9 173 |
| München | 954 | 1 859 | 2 813 | 2 643 | 77 | 17 867 |
| Berlin (Tegel) | 659 | 266 | 924 | 896 | - | 6 022 |
| Berlin (Tempelhof) | 3 | 8 | 11 | 11 | - | 74 |
| Berlin (Schönefeld) | 273 | 188 | 462 | 97 | 367 | 2 668 |
| Saarbrücken | 1 | 42 | 43 | 1 | 42 | 177 |
| Münster/Osnabrück | 33 | 1 | 35 | 35 | - | 228 |
| Leipzig | 168 | 5 | 173 | 94 | 82 | 989 |
| Dresden | 81 | 2 | 84 | 84 | - | 472 |
| Erfurt | 0 | 3 | 3 | 0 | - | 9 |
| Zusammen | 7 938 | 64 110 | 72 048 | 60 328 | 36 578 | 446 031 |
| Sonst. Flugpl. | 6 | - | 6 | 6 | - | 55 |
| Insgesamt | 7 945 | 64 110 | 72 055 | 60 334 | 36 578 | 446 087 |
| Januar bis Juni | 47 116 | 398 971 | 446 087 | 369 213 | 228 536 | - |

1) Einschl. Beförderungen in Fracht/ Postflugzeugen.

3 Gewerblicher Flugplatzverkehr Juni 1996

3.1 Verkehr auf ausgewählten Flugplätzen

3.1.5 Postverkehr

| Flugplatz | Einladung in Tonnen | | | | | | Januar bis Juni |
|---------------------------|---------------------|---------|-----------|---------------------|-----------------------------------|--------|-----------------------|
| | mit Streckenziel im | | insgesamt | darunter | | | |
| | Inland | Ausland | | im Linienverkehr | befördert in 1) Postflugzeugen | | |
| Hamburg | 743 | 60 | 803 | 803 | 654 | 5 749 | |
| Hannover | 474 | 1 | 475 | 474 | 468 | 3 408 | |
| Bremen | 173 | - | 173 | 173 | 172 | 1 215 | |
| Düsseldorf | 96 | 137 | 233 | 233 | - | 1 500 | |
| Köln/Bonn | 1 177 | 0 | 1 177 | 1 177 | 1 144 | 8 469 | |
| Frankfurt | 3 676 | 2 293 | 5 969 | 5 967 | 3 702 | 40 953 | |
| Stuttgart | 700 | 0 | 700 | 700 | 700 | 4 708 | |
| Nürnberg | 505 | - | 505 | 505 | 504 | 3 288 | |
| München | 1 273 | 129 | 1 402 | 1 402 | 1 133 | 9 630 | |
| Berlin (Tegel) | 496 | 1 | 498 | 498 | 444 | 3 328 | |
| Berlin (Tempelhof) | - | - | - | - | - | 0 | |
| Berlin (Schönefeld) | 3 | 0 | 3 | 3 | 3 | 20 | |
| Saarbrücken | - | - | - | - | - | 0 | |
| Münster/Osnabrück | 170 | - | 170 | 170 | 170 | 1 316 | |
| Leipzig | 374 | - | 374 | 374 | 373 | 2 916 | |
| Dresden | 170 | - | 170 | 170 | 170 | 1 108 | |
| Erfurt | - | - | - | - | - | - | |
| Zusammen | 10 030 | 2 621 | 12 651 | 12 648 | 9 637 | 87 606 | |
| Sonst. Flugpl. | 84 | - | 84 | 84 | 84 | 494 | |
| Insgesamt | 10 114 | 2 621 | 12 735 | 12 732 | 9 721 | 88 100 | |
| Januar bis Juni | 71 702 | 16 399 | 88 100 | 88 068 | 68 430 | - | |

| Flugplatz | Ausladung in Tonnen | | | | | | Januar bis Juni |
|---------------------------|-------------------------|---------|-----------|---------------------|-----------------------------------|--------|-----------------------|
| | mit Streckenherkunft im | | insgesamt | darunter | | | |
| | Inland | Ausland | | im Linienverkehr | befördert in 1) Postflugzeugen | | |
| Hamburg | 629 | 73 | 702 | 702 | 594 | 5 090 | |
| Hannover | 430 | 0 | 430 | 430 | 429 | 3 233 | |
| Bremen | 248 | - | 248 | 248 | 246 | 1 759 | |
| Düsseldorf | 48 | 133 | 181 | 181 | 0 | 1 011 | |
| Köln/Bonn | 895 | 2 | 897 | 897 | 869 | 6 386 | |
| Frankfurt | 3 502 | 2 331 | 5 834 | 5 827 | 3 433 | 39 921 | |
| Stuttgart | 601 | 0 | 601 | 601 | 598 | 3 883 | |
| Nürnberg | 350 | - | 350 | 350 | 346 | 2 382 | |
| München | 1 035 | 126 | 1 162 | 1 161 | 981 | 8 242 | |
| Berlin (Tegel) | 795 | 1 | 797 | 797 | 680 | 5 475 | |
| Berlin (Tempelhof) | - | - | - | - | - | 0 | |
| Berlin (Schönefeld) | 113 | 2 | 115 | 115 | 113 | 758 | |
| Saarbrücken | - | - | - | - | - | - | |
| Münster/Osnabrück | 223 | - | 223 | 223 | 221 | 1 668 | |
| Leipzig | 723 | - | 723 | 723 | 713 | 5 411 | |
| Dresden | 356 | 0 | 356 | 356 | 350 | 2 545 | |
| Erfurt | - | - | - | - | - | - | |
| Zusammen | 9 949 | 2 669 | 12 618 | 12 610 | 9 574 | 87 765 | |
| Sonst. Flugpl. | 165 | - | 165 | 165 | 164 | 1 050 | |
| Insgesamt | 10 114 | 2 669 | 12 783 | 12 775 | 9 739 | 88 814 | |
| Januar bis Juni | 71 702 | 17 112 | 88 814 | 88 761 | 68 655 | - | |

1) Einschl. Beförderungen in Post/Frachtflugzeugen.

3 Gewerblicher Flugplatzverkehr Juni 1996

3.1 Verkehr auf ausgewählten Flugplätzen

3.1.6 Durchgang

| Flugplatz | Personen | | Fracht | | Post | |
|---------------------------|----------|-----------------|--------|-----------------|-------|-----------------|
| | Juni | Januar bis Juni | Juni | Januar bis Juni | Juni | Januar bis Juni |
| | Anzahl | | Tonnen | | | |
| Hamburg | 5 953 | 30 107 | 12 | 61 | 0 | 3 |
| Hannover | 8 403 | 35 709 | 4 | 108 | - | 0 |
| Bremen | 2 327 | 5 732 | 5 | 5 | - | - |
| Düsseldorf | 9 159 | 51 756 | 44 | 296 | 3 | 30 |
| Köln/Bonn | 4 444 | 21 078 | 395 | 2 505 | 4 | 9 |
| Frankfurt | 52 054 | 292 019 | 2 020 | 13 510 | 191 | 1 153 |
| Stuttgart | 9 191 | 48 065 | 45 | 263 | 133 | 906 |
| Nürnberg | 5 423 | 20 733 | 221 | 1 526 | 0 | 1 |
| München | 12 765 | 86 077 | 377 | 2 585 | 3 | 28 |
| Berlin (Tegel) | 5 508 | 30 839 | 84 | 487 | 3 | 19 |
| Berlin (Tempelhof) | 571 | 2 120 | 1 | 6 | - | - |
| Berlin (Schönefeld) | 6 051 | 33 040 | 64 | 230 | 122 | 816 |
| Saarbrücken | 2 048 | 10 019 | 0 | 3 | 0 | 0 |
| Münster/Osnabrück | 1 125 | 5 027 | - | - | - | - |
| Leipzig | 5 195 | 28 064 | 0 | 8 | 112 | 1 052 |
| Dresden | 4 424 | 17 763 | 0 | 3 | - | 7 |
| Erfurt | 923 | 7 709 | - | 1 | - | - |
| Zusammen | 135 564 | 725 857 | 3 272 | 21 598 | 571 | 4 026 |
| Sonst. Flugpl. | 1 850 | 9 623 | - | 0 | 0 | 0 |
| Insgesamt | 137 414 | 735 480 | 3 272 | 21 598 | 571 | 4 026 |
| Januar bis Juni | 735 480 | - | 21 598 | - | 4 026 | - |

3 Flugplatzverkehr
3.2 Gewerblicher Verkehr auf
Starts und Einsteiger

| Land Flugplatz | Linienverkehr | | Pauschalflugreise-, Tramp- u. Anforderungs- verkehr | | Taxiverkehr | | Rundflüge | |
|--|---------------|--------------|---|--------------|-------------|--------------|------------|--------------|
| | Starts | Einsteiger | Starts | Einsteiger | Starts | Einsteiger | Starts | Einsteiger |
| Baden-Württemberg | 5 | 27 | 14 | 81 | 496 | 1 312 | 355 | 1 004 |
| Aalen-Heidenheim | - | - | - | - | 7 | 20 | - | - |
| Baden-Baden | - | - | - | - | 41 | 137 | 7 | 28 |
| Biberach a. d. Riß | - | - | - | - | 10 | 18 | 1 | 2 |
| Donaueschingen-Villingen | - | - | - | - | 6 | 8 | 1 | 3 |
| Freiburg i. Br. | - | - | - | - | 79 | 146 | 43 | 100 |
| Freiburg, St. Josefskrhs. | - | - | - | - | 6 | 12 | - | - |
| Friedrichshafen | - | - | - | - | - | - | - | - |
| Heubach | - | - | - | - | 1 | - | - | - |
| Karlsruhe-Forchheim | - | - | - | - | 92 | 499 | 123 | 465 |
| Konstanz | - | - | - | - | - | - | 81 | 117 |
| Leutkirch-Unterzell | - | - | - | - | - | - | - | - |
| Lörrach, Krkrhs. | - | - | - | - | 20 | - | - | - |
| Mannheim-Neustheim | 5 | 27 | 14 | 81 | 144 | 310 | 71 | 253 |
| Mengen | - | - | - | - | 45 | 94 | - | - |
| Mosbach-Lohrbach | - | - | - | - | - | - | 13 | 36 |
| Ödheim | - | - | - | - | 20 | - | 15 | - |
| Offenburg | - | - | - | - | 4 | 22 | - | - |
| Reutlingen-Betzingen | - | - | - | - | - | - | - | - |
| Rottweil-Zepfenhan | - | - | - | - | - | - | - | - |
| Singen, Hegau-Klinikum | - | - | - | - | 14 | 42 | - | - |
| Schwenningen a. N. | - | - | - | - | - | - | - | - |
| Tannheim | - | - | - | - | - | - | - | - |
| Tuttlingen, Krkrhs. | - | - | - | - | 4 | 4 | - | - |
| Villingen-Schwenningen, Klinikum | - | - | - | - | 3 | - | - | - |
| Walldürn | - | - | - | - | - | - | - | - |
| Winzeln-Schramberg | - | - | - | - | - | - | - | - |
| Bayern | 455 | 5 428 | 87 | 4 836 | 243 | 577 | 185 | 564 |
| Aschaffenburg | - | - | - | - | - | - | - | - |
| Augsburg-Mühlhausen | 275 | 4 109 | 28 | 646 | 5 | 10 | 22 | 110 |
| Bayreuth | 119 | 424 | 4 | 63 | 10 | 20 | - | - |
| Coburg-Brandensteinebene | - | - | - | - | 8 | - | - | - |
| Eggenfelden | - | - | - | - | - | - | - | - |
| Haßfurt | - | - | - | - | 73 | 4 | - | - |
| Herzogenaurach | - | - | - | - | - | - | - | - |
| Hof | 61 | 895 | 52 | 4 078 | 22 | 100 | - | - |
| Jesenwang | - | - | - | - | - | - | 88 | 173 |
| Kempten-Durach | - | - | - | - | - | - | - | - |
| Kulmbach | - | - | - | - | - | - | - | - |
| Landshut | - | - | 3 | 49 | 15 | 22 | - | - |
| Mainbullau | - | - | - | - | - | - | - | - |
| Rosenthal Field-Plössen | - | - | - | - | - | - | - | - |
| Straubing-Wallmühle | - | - | - | - | 56 | 178 | - | - |
| Vilshofen | - | - | - | - | 54 | 243 | 75 | 281 |
| Würzburg-Schenkenturm | - | - | - | - | - | - | - | - |
| Brandenburg | - | - | - | - | 73 | 81 | 560 | 1 339 |
| Bienenfarm | - | - | - | - | - | - | - | - |
| Brandenburg/Mühlenfeld | - | - | - | - | - | - | 9 | 25 |
| Dedelow | - | - | - | - | - | - | 67 | 187 |
| Drewitz b. Cottbus | - | - | - | - | 18 | 35 | - | - |
| Eggersdorf/Müncheberg | - | - | - | - | - | - | 11 | 33 |
| Fehrbellin | - | - | - | - | - | - | - | - |
| Finow | - | - | - | - | 1 | 1 | 31 | 78 |
| Groß-Kreutz | - | - | - | - | 27 | - | - | - |

Juni 1996
sonstigen Flugplätzen
nach Flugarten

| Gewerbliche Schufflüge | | Sonstige gewerbliche Flüge | | Insgesamt | | Land Flugplatz |
|------------------------|--------------|----------------------------|------------|--------------|---------------|----------------------------------|
| Strecke | Platzrunde | Strecke | Platzrunde | Starts | Einsteiger | |
| Starts | | | | | | |
| 725 | 3 670 | 577 | 456 | 6 298 | 2 424 | Baden-Württemberg |
| 27 | 64 | - | - | 98 | 20 | Aalen-Heidenheim |
| 39 | 235 | 4 | 1 | 327 | 165 | Baden-Baden |
| 6 | 20 | 37 | 13 | 87 | 20 | Biberach a. d. Riß |
| 85 | 711 | 13 | 12 | 828 | 11 | Donaueschingen-Villingen |
| 44 | 336 | - | 6 | 508 | 246 | Freiburg i. Br. |
| - | - | - | - | 6 | 12 | Freiburg, St. Josefskrhs. |
| - | - | - | - | - | - | Friedrichshafen |
| 17 | 104 | 2 | - | 124 | - | Heubach |
| 31 | 343 | 31 | 6 | 626 | 964 | Karlsruhe-Forchheim |
| 13 | 129 | 23 | - | 246 | 117 | Konstanz |
| 22 | 28 | 251 | 2 | 303 | - | Leutkirch-Unterzeil |
| - | - | - | - | 20 | - | Lörrach, Krkrhs. |
| 81 | 203 | 2 | 1 | 521 | 671 | Mannheim-Neuostheim |
| 136 | 1 005 | 64 | 56 | 1 306 | 94 | Mengen |
| 153 | 208 | 76 | - | 450 | 36 | Mosbach-Lohrbach |
| - | 5 | 60 | 260 | 360 | - | Ödheim |
| 7 | 13 | 7 | - | 31 | 22 | Offenburg |
| - | - | 5 | - | 5 | - | Reutlingen-Betzingen |
| 7 | 22 | - | - | 29 | - | Rottweil-Zepfenhan |
| - | - | - | - | 14 | 42 | Singen, Hegau-Klinikum |
| 4 | 20 | - | - | 24 | - | Schwenningen a. N. |
| 40 | 202 | - | 94 | 336 | - | Tannheim |
| - | - | - | - | 4 | 4 | Tuttlingen, Krkrhs. |
| - | - | - | - | 3 | - | Villingen-Schwenningen, Klinikum |
| 13 | 22 | 2 | - | 37 | - | Walldürn |
| - | - | - | 5 | 5 | - | Winzeln-Schramberg |
| 675 | 3 408 | 534 | 267 | 5 854 | 11 405 | Bayern |
| 50 | 98 | 80 | 102 | 330 | - | Aschaffenburg |
| 39 | 624 | 3 | 2 | 998 | 4 875 | Augsburg-Mühlhausen |
| 57 | 50 | 16 | - | 256 | 507 | Bayreuth |
| 3 | - | 2 | - | 13 | - | Coburg-Brandensteinebene |
| 42 | 79 | 49 | 21 | 191 | - | Eggenfelden |
| - | - | 5 | 30 | 108 | 4 | Haßfurt |
| 56 | 776 | 8 | 1 | 841 | - | Herzogenaurach |
| 20 | 7 | 18 | 1 | 181 | 5 073 | Hof |
| 22 | 665 | 183 | 92 | 1 050 | 173 | Jesenwang |
| 12 | 161 | - | - | 173 | - | Kempten-Durach |
| 2 | 72 | - | - | 74 | - | Kulmbach |
| 280 | 576 | 45 | - | 919 | 71 | Landshut |
| 1 | - | 4 | 4 | 9 | - | Mainbullau |
| 4 | 236 | - | - | 240 | - | Rosenthal Field-Plössen |
| 52 | 56 | 28 | 4 | 196 | 178 | Straubing-Wallmühle |
| 35 | 8 | 66 | - | 238 | 524 | Vilshofen |
| - | - | 27 | 10 | 37 | - | Würzburg-Schenkenturm |
| 1 079 | 5 036 | 422 | 276 | 7 446 | 1 420 | Brandenburg |
| - | - | - | - | - | - | Bienenfarm |
| - | - | - | - | 9 | 25 | Brandenburg/Mühlenfeld |
| 43 | 153 | 35 | 33 | 331 | 187 | Dedelow |
| 16 | 197 | 2 | 11 | 244 | 35 | Drewitz b. Cottbus |
| 96 | 447 | 7 | 10 | 571 | 33 | Eggersdorf/Müncheberg |
| - | - | - | - | - | - | Fehrbellin |
| 26 | 184 | - | - | 242 | 79 | Finow |
| - | - | - | - | 27 | - | Groß-Kreutz |

3 Flugplatzverkehr
3.2 Gewerblicher Verkehr auf
Starts und Einsteiger

| Land Flugplatz | Linienverkehr | | Pauschalflugreise-, Tramp- u. Anforderungs- verkehr | | Taxiverkehr | | Rundflüge | |
|-------------------------------|---------------|---------------|---|--------------|-------------|------------|------------|--------------|
| | Starts | Einsteiger | Starts | Einsteiger | Starts | Einsteiger | Starts | Einsteiger |
| Brandenburg | | | | | | | | |
| Kyritz | - | - | - | - | - | - | 138 | 337 |
| Nauen | - | - | - | - | 1 | 3 | - | - |
| Neuhausen | - | - | - | - | 14 | 29 | 178 | 393 |
| Öhna | - | - | - | - | - | - | - | - |
| Reinsdorf | - | - | - | - | - | - | - | - |
| Saarmund | - | - | - | - | - | - | 36 | 108 |
| Segeletz 1) | - | - | - | - | - | - | - | - |
| Schönhagen | - | - | - | - | - | - | 71 | 131 |
| Schwarzheide | - | - | - | - | - | - | - | - |
| Strausberg | - | - | - | - | 6 | 3 | 19 | 47 |
| Welzow | - | - | - | - | - | - | - | - |
| Wriezen | - | - | - | - | 6 | 10 | - | - |
| Bremen | 112 | 458 | - | - | 73 | 107 | 9 | 26 |
| Bremerhaven-Am Luneort | 112 | 458 | - | - | 73 | 107 | 9 | 26 |
| Hessen | - | - | 21 | 631 | 117 | 213 | 373 | 1 720 |
| Breitscheid | - | - | - | - | - | - | 28 | 63 |
| Egelsbach | - | - | 2 | 10 | 44 | 79 | 44 | 154 |
| Gelnhausen | - | - | - | - | 3 | 4 | - | - |
| Kassel-Calden | - | - | 19 | 621 | 70 | 130 | - | - |
| Korbach | - | - | - | - | - | - | - | - |
| Reichelsheim | - | - | - | - | - | - | 301 | 1 503 |
| Mecklenburg-Vorpommern | 85 | 272 | 30 | 2 206 | 145 | 365 | 361 | 1 067 |
| Anklam | - | - | - | - | 31 | 63 | 6 | 18 |
| Barth | 5 | 17 | 5 | 137 | 17 | 50 | 67 | 218 |
| Güttin/Rügen | 4 | 1 | - | - | 35 | 116 | 154 | 464 |
| Heringsdorf | 3 | 5 | 6 | 78 | 10 | 27 | 41 | 119 |
| Neubrandenburg | - | - | - | - | 18 | 37 | 35 | 103 |
| Neustadt-Glewe | - | - | - | - | - | - | - | - |
| Parchim | - | - | - | - | 14 | 13 | 25 | 39 |
| Pasewalk/Franzfelde | - | - | - | - | - | - | - | - |
| Rechlin-Lärz | - | - | - | - | 16 | 55 | 14 | 53 |
| Rostock | 73 | 249 | 19 | 1 991 | 3 | 4 | - | - |
| Wismar-Müggenburg | - | - | - | - | 1 | - | 19 | 53 |
| Niedersachsen | 3 462 | 13 414 | 129 | 1 748 | 584 | 895 | 190 | 494 |
| Baltrum | - | - | - | - | 44 | 16 | - | - |
| Borkum | 282 | 821 | - | - | 28 | 70 | 14 | 55 |
| Braunschweig | 27 | 39 | 124 | 1 718 | 86 | 403 | 1 | 3 |
| Damme | - | - | - | - | 24 | 29 | - | - |
| Emden | 176 | 787 | - | - | 156 | 96 | 7 | 20 |
| Ganderkesee | - | - | - | - | 15 | 16 | 17 | 40 |
| Hannover-Messe | - | - | - | - | - | - | - | - |
| Harle | 695 | 3 041 | - | - | 2 | - | 27 | 76 |
| Harste | - | - | - | - | 32 | - | - | - |
| Juist | 572 | 2 230 | - | - | - | - | 18 | 54 |
| Langeoog | 146 | 742 | - | - | - | - | - | - |
| Leer-Papenburg | - | - | - | - | 12 | 29 | - | - |
| Norden-Norddeich | 570 | 2 349 | - | - | 1 | 1 | 27 | 72 |
| Norderney | 160 | 152 | - | - | - | - | 39 | 65 |

1) Einschl. Januar bis Mai.

Juni 1996
sonstigen Flugplätzen
nach Flugarten

| Gewerbliche Schulflüge | | Sonstige gewerbliche Flüge | | Insgesamt | | Land Flugplatz |
|------------------------|--------------|----------------------------|------------|--------------|---------------|-------------------------------|
| Strecke | Platzrunde | Strecke | Platzrunde | Starts | Einsteiger | |
| Starts | | | | | | Starts |
| | | | | | | Brandenburg |
| 114 | 288 | 110 | 19 | 669 | 337 | Kyritz |
| - | - | 1 | - | 2 | 3 | Nauen |
| 25 | 229 | 59 | 45 | 550 | 422 | Neuhausen |
| 172 | 516 | - | - | 688 | - | Öhna |
| 217 | 1 149 | - | - | 1 366 | - | Reinsdorf |
| 131 | 354 | 52 | 69 | 642 | 108 | Saarmund |
| - | 530 | - | - | 530 | - | Segeletz 1) |
| 202 | 740 | 103 | 70 | 1 186 | 131 | Schönhagen |
| 5 | - | 23 | 6 | 34 | - | Schwarzheide |
| 32 | 249 | 30 | 13 | 349 | 50 | Strausberg |
| - | - | - | - | - | - | Welzow |
| - | - | - | - | 6 | 10 | Wriezen |
| 19 | 58 | - | 12 | 283 | 591 | Bremen |
| 19 | 58 | - | 12 | 283 | 591 | Bremerhaven-Am Luneort |
| 248 | 1 211 | 915 | 759 | 3 644 | 2 564 | Hessen |
| 2 | 46 | 66 | 161 | 303 | 63 | Breitscheid |
| 95 | 656 | 219 | 353 | 1 413 | 243 | Egelsbach |
| 4 | 11 | - | 11 | 29 | 4 | Gelnhausen |
| - | 226 | 33 | 234 | 582 | 751 | Kassel-Calden |
| - | - | - | - | - | - | Korbach |
| 147 | 272 | 597 | - | 1 317 | 1 503 | Reichelsheim |
| 199 | 478 | 154 | 17 | 1 469 | 3 910 | Mecklenburg-Vorpommern |
| 19 | 18 | 14 | 4 | 92 | 81 | Anklam |
| 17 | 28 | 18 | - | 157 | 422 | Barth |
| 32 | 56 | - | 2 | 283 | 581 | Güttin/Rügen |
| 18 | 21 | 7 | - | 106 | 229 | Heringsdorf |
| 25 | 140 | 44 | 7 | 269 | 140 | Neubrandenburg |
| - | - | - | - | - | - | Neustadt-Glewe |
| 13 | 74 | 8 | 4 | 138 | 52 | Parchim |
| - | - | 8 | - | 8 | - | Pasewalk/Franzfelde |
| 24 | 12 | 10 | - | 76 | 108 | Rechlin-Lärz |
| 44 | 101 | 45 | - | 285 | 2 244 | Rostock |
| 7 | 28 | - | - | 55 | 53 | Wismar-Müggenburg |
| 243 | 1 173 | 142 | 77 | 6 000 | 16 551 | Niedersachsen |
| - | - | - | - | 44 | 16 | Baltrum |
| 23 | 34 | - | - | 381 | 946 | Borkum |
| 58 | 314 | 59 | 7 | 676 | 2 163 | Braunschweig |
| 5 | 11 | - | - | 40 | 29 | Damme |
| 1 | - | 25 | 13 | 378 | 903 | Emden |
| 98 | 384 | 20 | - | 534 | 56 | Ganderkesee |
| - | - | - | - | - | - | Hannover-Messe |
| - | - | - | 7 | 731 | 3 117 | Harle |
| - | - | 4 | - | 36 | - | Harste |
| - | - | - | - | 590 | 2 284 | Juist |
| - | - | - | - | 146 | 742 | Langeoog |
| - | - | - | - | 12 | 29 | Leer-Papenburg |
| - | - | - | 9 | 607 | 2 422 | Norden-Norddeich |
| 3 | - | - | - | 202 | 217 | Norderney |

3 Flugplatzverkehr
3.2 Gewerblicher Verkehr auf
Starts und Einsteiger

| Land Flugplatz | Linienverkehr | | Pauschalflugreise-, Tramp- u. Anforderungs- verkehr | | Taxiverkehr | | Rundflüge | |
|---------------------------------|---------------|---------------|---|---------------|--------------|--------------|------------|--------------|
| | Starts | Einsteiger | Starts | Einsteiger | Starts | Einsteiger | Starts | Einsteiger |
| Niedersachsen | | | | | | | | |
| Nordhorn-Lingen | - | - | - | - | - | - | - | - |
| Oldenburg-Hatten | - | - | - | - | - | - | - | - |
| Osnabrück-Atterheide | - | - | - | - | 4 | 5 | - | - |
| Peine-Eddesse | - | - | - | - | - | - | 9 | 27 |
| Uelzen | - | - | - | - | - | - | - | - |
| Wangerooge | 703 | 3 101 | - | - | - | - | 21 | 54 |
| Wilhelmshaven-Mariensiel | 131 | 152 | 5 | 30 | 180 | 230 | 10 | 28 |
| Nordrhein-Westfalen | 1 250 | 23 864 | 195 | 19 019 | 1 157 | 2 194 | 584 | 2 218 |
| Aachen-Merzbrück | - | - | - | - | 129 | 384 | 65 | 158 |
| Ahlen-Nord | - | - | - | - | - | - | - | - |
| Arnsberg | - | - | - | - | - | - | - | - |
| Bielefeld-Windelsbleiche | - | - | - | - | 8 | 18 | - | - |
| Bonn-Hangelar | - | - | - | - | 15 | - | 47 | 128 |
| Borkenberge | - | - | - | - | - | - | - | - |
| Dahlemer Binz | - | - | - | - | - | - | - | - |
| Dinslaken, Schwarze Heide | - | - | - | - | - | - | - | - |
| Dortmund-Wickede | 763 | 15 834 | 13 | 204 | 107 | 172 | 40 | 114 |
| Essen-Mülheim | 6 | 16 | 6 | 20 | 201 | 343 | 202 | 868 |
| Grefrath-Niershorst | - | - | - | - | - | - | - | - |
| Höxter-Holzminden | - | - | - | - | - | - | - | - |
| Köln-Deutz | - | - | - | - | 7 | 7 | - | - |
| Leverkusen-Kurtekotten | - | - | - | - | - | - | - | - |
| Marl-Loemühle | - | - | - | - | 18 | 31 | - | - |
| Meschede-Schüren | - | - | - | - | 3 | 5 | 62 | 331 |
| Mönchengladbach | 144 | 2 381 | 1 | 4 | 439 | 837 | 16 | 62 |
| Paderborn-Lippstadt | 337 | 5 633 | 171 | 18 763 | 110 | 101 | - | - |
| Porta Westfalica | - | - | - | - | 32 | 48 | 3 | 11 |
| Siegerland | - | - | 4 | 28 | 72 | 179 | 50 | 200 |
| Stadtlohn-Wenningfeld | - | - | - | - | 16 | 69 | 99 | 346 |
| Rheinland-Pfalz | 23 | 57 | 66 | 2 141 | 117 | 366 | 200 | 583 |
| Hahn 1) | 23 | 57 | 65 | 2 137 | 37 | 64 | 65 | 130 |
| Koblenz-Winningen | - | - | - | - | 23 | 65 | 117 | 399 |
| Mainz-Lerchenberg | - | - | - | - | - | - | - | - |
| Ochtendung | - | - | - | - | - | - | - | - |
| Pirmasens-Zweibrücken | - | - | - | - | - | - | - | - |
| Saffig | - | - | - | - | - | - | - | - |
| Speyer | - | - | 1 | 4 | 51 | 237 | - | - |
| Worms | - | - | - | - | 6 | - | 18 | 54 |
| Saarland | - | - | - | - | - | - | 5 | 38 |
| Saarlouis-Düren | - | - | - | - | - | - | 5 | 38 |
| Sachsen | - | - | 11 | 49 | 141 | 178 | 174 | 1 015 |
| Bautzen | - | - | 1 | 4 | - | - | 33 | 75 |
| Böhlen | - | - | - | - | - | - | 17 | 85 |
| Görlitz | - | - | - | - | 4 | 9 | - | - |
| Kamenz | - | - | 10 | 45 | 2 | 2 | 49 | 154 |

1) Einschl. Januar bis Mai.

Juni 1996
sonstigen Flugplätzen
nach Flugarten

| Gewerbliche Schulfüge | | Sonstige gewerbliche Flüge | | Insgesamt | | Land Flugplatz |
|-----------------------|--------------|----------------------------|------------|---------------|---------------|----------------------------|
| Strecke | Platzrunde | Strecke | Platzrunde | Starts | Einsteiger | |
| Starts | | | | | | Starts |
| | | | | | | Niedersachsen |
| - | - | - | - | - | - | Nordhorn-Lingen |
| 13 | 150 | 21 | 2 | 186 | - | Oldenburg-Hatten |
| 11 | - | - | - | 15 | 5 | Osnabrück-Atterheide |
| 19 | 64 | 3 | 18 | 113 | 27 | Peine-Eddesse |
| - | - | - | - | - | - | Uelzen |
| 3 | 2 | 5 | - | 734 | 3 155 | Wangerooge |
| 9 | 214 | 5 | 21 | 575 | 440 | Wilhelmshaven-Mariensiel |
| 1 152 | 4 783 | 673 | 522 | 10 316 | 47 295 | Nordrhein-Westfalen |
| 69 | 631 | 5 | - | 899 | 542 | Aachen-Merzbrück |
| - | - | 30 | - | 30 | - | Ahlen-Nord |
| 24 | 26 | 59 | 3 | 112 | - | Arnsberg |
| 1 | - | 8 | - | 17 | 18 | Bielefeld-Windelsbleiche |
| 225 | 424 | 87 | - | 798 | 128 | Bonn-Hangelar |
| 6 | 69 | 15 | 44 | 134 | - | Borkenberge |
| 76 | 217 | - | - | 293 | - | Dahlemer Binz |
| - | - | - | - | - | - | Dinslaken, Schwarze Heide |
| 33 | 193 | 5 | 23 | 1 177 | 16 324 | Dortmund-Wickede |
| 145 | 571 | 121 | 182 | 1 434 | 1 247 | Essen-Mülheim |
| - | - | - | - | - | - | Gefrath-Niershorst |
| - | 208 | 51 | - | 259 | - | Höxter-Holzminden |
| - | - | - | - | 7 | 7 | Köln-Deutz |
| - | - | - | - | - | - | Leverkusen-Kurtekotten |
| 106 | 270 | 157 | 74 | 625 | 31 | Marl-Loemühle |
| - | - | - | - | 65 | 336 | Meschede-Schüren |
| 225 | 1 175 | 12 | 9 | 2 021 | 3 284 | Mönchengladbach |
| 55 | 419 | 14 | 139 | 1 245 | 24 497 | Paderborn-Lippstadt |
| - | - | 13 | 15 | 63 | 59 | Porta Westfalica |
| 56 | 209 | 92 | 33 | 516 | 407 | Siegerland |
| 131 | 371 | 4 | - | 621 | 415 | Stadtlohn-Wenningfeld |
| 712 | 1 996 | 2 166 | 109 | 5 389 | 3 147 | Rheinland-Pfalz |
| 322 | 947 | 9 | 4 | 1 472 | 2 388 | Hahn 1) |
| 33 | 198 | 11 | 16 | 398 | 464 | Koblenz-Winningen |
| - | - | - | - | - | - | Mainz-Lerchenberg |
| 49 | 148 | 2 011 | - | 2 208 | - | Ochtendung |
| 23 | 68 | 17 | - | 108 | - | Pirmasens-Zweibrücken |
| - | - | - | - | - | - | Saffig |
| 56 | 116 | 64 | 64 | 352 | 241 | Speyer |
| 229 | 519 | 54 | 25 | 851 | 54 | Worms |
| 11 | 62 | 3 | - | 81 | 38 | Saarland |
| 11 | 62 | 3 | - | 81 | 38 | Saarlouis-Düren |
| 204 | 676 | 241 | 37 | 1 484 | 1 242 | Sachsen |
| 20 | 296 | 21 | 2 | 373 | 79 | Bautzen |
| 3 | 9 | 3 | - | 32 | 85 | Böhlen |
| 1 | - | 2 | - | 7 | 9 | Görlitz |
| 14 | 19 | 7 | 20 | 121 | 201 | Kamenz |

3 Flugplatzverkehr
3.2 Gewerblicher Verkehr auf
Starts und Einsteiger

| Land Flugplatz | Linienverkehr | | Pauschflugreise-, Tramp- u. Anforderungs- verkehr | | Taxiverkehr | | Rundflüge | |
|-----------------------------|---------------|---------------|---|---------------|--------------|--------------|--------------|---------------|
| | Starts | Einsteiger | Starts | Einsteiger | Starts | Einsteiger | Starts | Einsteiger |
| Sachsen | | | | | | | | |
| Klix | - | - | - | - | - | - | - | - |
| Langhennersdorf | - | - | - | - | - | - | 6 | 18 |
| Nardt | - | - | - | - | 2 | 4 | - | - |
| Pirna-Pratzschwitz | - | - | - | - | - | - | 62 | 186 |
| Riesa-Göhlis | - | - | - | - | - | - | 2 | 6 |
| Roitzschjora | - | - | - | - | - | - | 1 | 3 |
| Rothenburg/OL | - | - | - | - | 6 | 25 | 4 | 488 |
| Zwickau | - | - | - | - | 127 | 138 | - | - |
| Sachsen-Anhalt | - | - | - | - | 113 | 137 | 362 | 1 417 |
| Dessau | - | - | - | - | 12 | 50 | - | - |
| Köthen | - | - | - | - | - | - | 7 | 21 |
| Magdeburg | - | - | - | - | 101 | 87 | 355 | 1 396 |
| Schleswig-Holstein | 733 | 8 491 | 46 | 619 | 411 | 953 | 340 | 981 |
| Flensburg-Schäferhaus | - | - | - | - | - | - | - | - |
| Grube | - | - | - | - | 8 | 8 | - | - |
| Hartenholm | - | - | - | - | 28 | 25 | 51 | 79 |
| Heide-Büsum | 84 | 763 | - | - | 17 | 3 | - | - |
| Helgoland-Düne | 326 | 1 319 | - | - | - | - | - | - |
| Kiel-Holtenau | 155 | 3 979 | 12 | 56 | 121 | 226 | 51 | 149 |
| Lübeck | - | - | 7 | 68 | 11 | 25 | 13 | 41 |
| Rendsburg-Schachtholm | - | - | - | - | - | - | - | - |
| St. Michaelisdonn | - | - | - | - | 46 | 177 | - | - |
| St. Peter-Ording | - | - | - | - | - | - | - | - |
| Uetersen | - | - | - | - | - | - | 22 | 77 |
| Westerland/Sylt | 168 | 2 430 | 27 | 495 | 107 | 338 | 107 | 312 |
| Wyk a. Föhr | - | - | - | - | 73 | 151 | 96 | 323 |
| Thüringen | 23 | 234 | - | - | 82 | 153 | 111 | 318 |
| Alkersleben | - | - | - | - | - | - | - | - |
| Altenburg-Nobitz | 23 | 234 | - | - | - | - | - | - |
| Eisenach-Kindel | - | - | - | - | - | - | - | - |
| Gera | - | - | - | - | 7 | 11 | 32 | 87 |
| Jena-Schöngleina | - | - | - | - | 75 | 142 | 79 | 231 |
| Nordhausen | - | - | - | - | - | - | - | - |
| Rudolstadt-Groschwitz | - | - | - | - | - | - | - | - |
| Sömmerda-Dermsdorf | - | - | - | - | - | - | - | - |
| Deutschland 1) ... | 6 148 | 52 245 | 599 | 31 330 | 3 752 | 7 531 | 3 809 | 12 784 |

1) Einschl. 3 012 Starts und 33 414 Einsteiger, die auf ausgewählten Flughäfen nochmals enthalten sind.

Juni 1996

sonstigen Flugplätzen
nach Flugarten

| Gewerbliche Schulflüge | | Sonstige gewerbliche Flüge | | Insgesamt | | Land Flugplatz |
|------------------------|---------------|----------------------------|--------------|---------------|----------------|---------------------------|
| Strecke | Platzrunde | Strecke | Platzrunde | Starts | Einsteiger | |
| Starts | | | | Starts | Einsteiger | |
| | | | | | | Sachsen |
| - | - | 1 | - | 1 | - | Klix |
| 3 | - | 27 | - | 36 | 18 | Langhennersdorf |
| - | - | - | - | 2 | 4 | Nardt |
| - | - | 20 | - | 82 | 186 | Pirna-Pratzschwitz |
| 155 | 304 | 154 | 15 | 630 | 6 | Riesa-Göhlis |
| 4 | 25 | 6 | - | 36 | 3 | Roitzschjora |
| 4 | 23 | - | - | 37 | 513 | Rothenburg/OL |
| - | - | - | - | 127 | 138 | Zwickau |
| 25 | 110 | 54 | 2 | 666 | 1 554 | Sachsen-Anhalt |
| - | - | 9 | - | 21 | 50 | Dessau |
| 8 | - | 19 | - | 34 | 21 | Köthen |
| 17 | 110 | 26 | 2 | 611 | 1 483 | Magdeburg |
| 264 | 2 006 | 133 | 310 | 4 243 | 11 044 | Schleswig-Holstein |
| 19 | 99 | 32 | 4 | 154 | - | Flensburg-Schäferhaus |
| - | - | 2 | - | 10 | 8 | Grube |
| 5 | 85 | 21 | 125 | 315 | 104 | Hartenholm |
| 3 | 9 | - | - | 113 | 766 | Heide-Büsum |
| - | - | - | - | 326 | 1 319 | Helgoland-Düne |
| 7 | 24 | 6 | 8 | 384 | 4 410 | Kiel-Holtenu |
| 9 | 91 | 40 | 162 | 333 | 134 | Lübeck |
| 98 | 549 | 1 | - | 648 | - | Rendsburg-Schachtholm |
| 8 | 2 | - | - | 56 | 177 | St. Michaelisdonn |
| 4 | 49 | 22 | - | 75 | - | St. Peter-Ording |
| 89 | 1 010 | 9 | 11 | 1 141 | 77 | Uetersen |
| 21 | 81 | - | - | 511 | 3 575 | Westerland/Sylt |
| 1 | 7 | - | - | 177 | 474 | Wyk a. Föhr |
| 214 | 1 090 | 210 | 31 | 1 761 | 705 | Thüringen |
| - | - | - | - | - | - | Alkersleben |
| 62 | 332 | 38 | 8 | 463 | 234 | Altenburg-Nobitz |
| 27 | 297 | 7 | - | 331 | - | Eisenach-Kindel |
| 39 | 172 | 107 | 23 | 380 | 98 | Gera |
| 37 | 192 | 18 | - | 401 | 373 | Jena-Schöngleina |
| 1 | - | 28 | - | 29 | - | Nordhausen |
| - | - | - | - | - | - | Rudolstadt-Groschwitz |
| 48 | 97 | 12 | - | 157 | - | Sömmerda-Dermsdorf |
| 5 770 | 25 757 | 6 224 | 2 875 | 54 934 | 103 890 | Deutschland 1) |

4 VERKEHRSLEISTUNGEN JUNI 1996

| VERKEHRSART | FLUEGE 1) | FLUG-KM | PERSONEN-KM | FRACHT-TKM | POST-TKM |
|--|-----------|---------|-------------|------------|----------|
| | ANZAHL | | | | |
| 1 000 | | | | | |
| VERKEHR INNERHALB DEUTSCHLANDS | | | | | |
| LINIENVERKEHR | 24 660 | 8 683 | 572 350 | 2 173 | 3 290 |
| GELEGENHEITSVRKEHR | 5 842 | 1 112 | 2 651 | 467 | - |
| UEBERFUEHRUNGSFLUEGE | 908 | 250 | - | - | - |
| ZUSAMMEN | 31 410 | 10 044 | 575 001 | 2 640 | 3 290 |
| VERKEHR MIT GEBIETEN AUSSERHALB DEUTSCHLANDS - ABGANG | | | | | |
| LINIENVERKEHR | 36 113 | 8 869 | 783 493 | 17 247 | 653 |
| GELEGENHEITSVRKEHR | 4 919 | 1 235 | 120 905 | 2 283 | 1 |
| UEBERFUEHRUNGSFLUEGE | 442 | 99 | - | - | - |
| ZUSAMMEN | 41 474 | 10 203 | 904 398 | 19 530 | 654 |
| VERKEHR MIT GEBIETEN AUSSERHALB DEUTSCHLANDS - ANKUNFT | | | | | |
| LINIENVERKEHR | 36 136 | 8 874 | 801 512 | 14 544 | 620 |
| GELEGENHEITSVRKEHR | 4 911 | 1 215 | 102 380 | 2 212 | 2 |
| UEBERFUEHRUNGSFLUEGE | 476 | 126 | - | - | - |
| ZUSAMMEN | 41 523 | 10 214 | 903 892 | 16 756 | 622 |
| GESAMTVERKEHR | | | | | |
| LINIENVERKEHR | 96 909 | 26 426 | 2 157 356 | 33 965 | 4 562 |
| GELEGENHEITSVRKEHR | 15 672 | 3 561 | 225 935 | 4 962 | 3 |
| UEBERFUEHRUNGSFLUEGE | 1 826 | 475 | - | - | - |
| INSGESAMT | 114 407 | 30 462 | 2 383 291 | 38 927 | 4 565 |
| JAN. BIS JUNI | 627 797 | 168 383 | 12 157 527 | 234 591 | 31 322 |

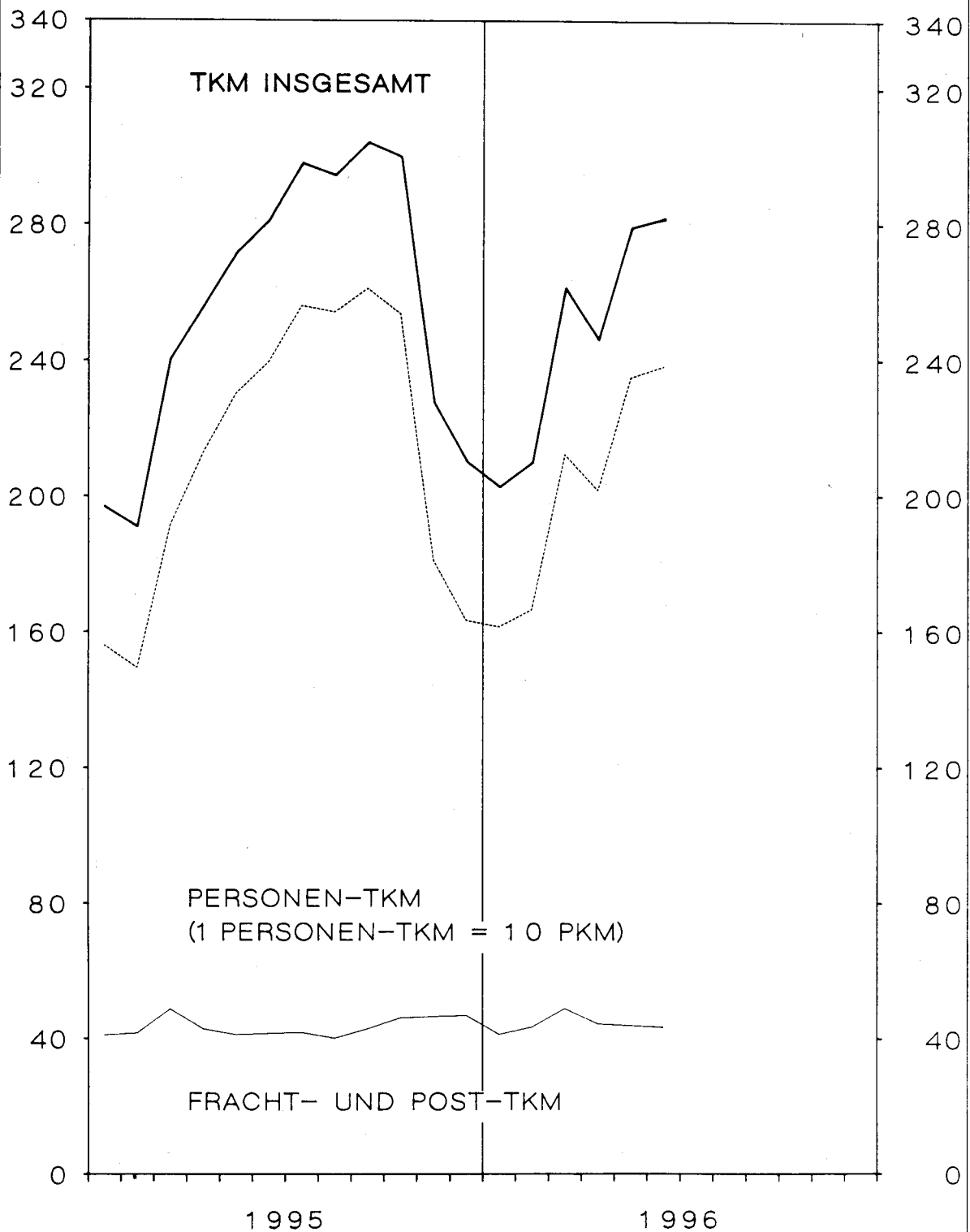
| VERKEHRSART | VERKEHRS- LEISTUNGEN GESAMT-TKM 2) | JAN. BIS JUNI | ANGEBOTENE GESAMTKAPA- ZITAETS-TKM | ANGEBOTENE SITZPLATZ- KM | AUSNUTZUNGSGRAD IM PERS. - VERKEHR | VERKEHR INSGESAMT |
|--|--|---------------------|--|--------------------------------|--|----------------------|
| | | 1 000 | | % | | |
| VERKEHR INNERHALB DEUTSCHLANDS | | | | | | |
| LINIENVERKEHR | 62 698 | 375 022 | 117 809 | 959 934 | 59 | 53 |
| GELEGENHEITSVRKEHR | 732 | 5 367 | 1 951 | 7 554 | 35 | 37 |
| ZUSAMMEN | 63 430 | 380 390 | 119 760 | 967 489 | 59 | 53 |
| VERKEHR MIT GEBIETEN AUSSERHALB DEUTSCHLANDS - ABGANG | | | | | | |
| LINIENVERKEHR | 96 249 | 486 725 | 157 683 | 1 184 122 | 66 | 61 |
| GELEGENHEITSVRKEHR | 14 374 | 68 866 | 22 460 | 167 264 | 73 | 65 |
| ZUSAMMEN | 110 624 | 555 590 | 180 143 | 1 351 386 | 67 | 61 |
| VERKEHR MIT GEBIETEN AUSSERHALB DEUTSCHLANDS - ANKUNFT | | | | | | |
| LINIENVERKEHR | 95 314 | 478 629 | 157 461 | 1 187 070 | 67 | 60 |
| GELEGENHEITSVRKEHR | 12 452 | 67 054 | 21 704 | 158 941 | 64 | 57 |
| ZUSAMMEN | 107 766 | 545 683 | 179 165 | 1 346 011 | 67 | 60 |
| GESAMTVERKEHR | | | | | | |
| LINIENVERKEHR | 254 262 | 1 340 376 | 432 953 | 3 331 126 | 65 | 59 |
| GELEGENHEITSVRKEHR | 27 558 | 141 287 | 46 115 | 333 760 | 68 | 60 |
| INSGESAMT | 281 820 | 1 481 663 | 479 068 | 3 664 886 | 65 | 59 |
| JAN. BIS JUNI | 1 481 663 | - | 2 599 222 | 19 630 379 | 62 | 57 |

1) PASSAGIER- UND NICHPASSAGIERFLUEGE (Z.B. ARBEITSFLUEGE, GWERBLICHE SCHULFLUEGE).- 2) PKM PLUS FRACHT-TKM PLUS POST-TKM - (1 PKM = 0,1 TKM).

TRANSPORTLEISTUNG IM LUFTVERKEHR ÜBER DEUTSCHLAND

MILL.TKM

MILL.TKM



5 PERSONENVERKEHR

5. 1 VERFLECHTUNG IM VERKEHR

5. 1. 1 EIN-/

VON STRECKEN

| NACH STRECKENZIEL- | | VON STRECKEN | | | | | | | | | |
|----------------------|-----------|------------------|-------------------|-----------------|----------------------|---------------------|--------------------|--------------------|--------------------|-------------------|-----------------|
| BZW. ----- | FLUGPLATZ | HAMBURG (HAM) | HANNOVER (HAJ) | BREMEN (BRE) | DUESSELDORF (DUS) | KOELN/BONN (CGN) | FRANKFURT (FRA) | STUTTGART (STR) | NUERNBERG (NUE) | MUENCHEN (MUC) | BERLIN (TXL) |
| EIN-/AUSSTEIGER | | | | | | | | | | | |
| INSGESAMT | | | | | | | | | | | |
| HAMBURG | 141 | 800 | 5 | 14 191 | 11 148 | 51 413 | 11 959 | 3 514 | 29 510 | 7 447 | |
| HANNOVER | 1 472 | 267 | 165 | 92 | 169 | 18 613 | 3 421 | 218 | 10 301 | - | |
| BREMEN | 75 | - | 70 | 67 | 8 | 18 027 | 3 239 | 493 | 6 295 | 3 021 | |
| DUESSELDORF | 14 991 | - | 2 | - | 47 | 22 787 | 8 984 | 4 791 | 45 049 | 32 258 | |
| KOELN/BONN | 11 131 | 38 | 6 | - | - | 13 500 | 1 471 | 1 686 | 22 038 | 35 185 | |
| FRANKFURT | 55 363 | 19 453 | 18 172 | 20 198 | 12 177 | - | 15 686 | 12 944 | 43 024 | 61 779 | |
| STUTTGART | 13 022 | 3 710 | 3 200 | 8 789 | 1 515 | 17 918 | 130 | 1 | 2 174 | 26 737 | |
| NUERNBERG | 3 334 | 244 | 308 | 5 035 | 1 782 | 15 517 | 94 | 55 | 177 | 2 723 | |
| MUENCHEN | 31 392 | 11 606 | 6 942 | 47 119 | 22 141 | 48 239 | 2 276 | - | - | 41 667 | |
| BERLIN (TEGEL) | 7 205 | - | 2 953 | 29 249 | 33 043 | 58 032 | 25 745 | 2 663 | 38 620 | - | |
| BERLIN (TEMPELHOF) | 388 | 592 | - | - | 3 | 1 | 1 | 4 397 | - | - | |
| BERLIN (SCHOENEFELD) | 744 | - | 14 | 57 | 1 017 | 4 | 5 | 2 | 931 | - | |
| SAARBRUECKEN | 1 024 | - | - | 39 | 3 | - | - | - | 616 | - | |
| MUENSTER/OSNABRUECK | 20 | - | - | 63 | 4 | 5 598 | 675 | 45 | 2 931 | 442 | |
| LEIPZIG | 2 292 | 387 | 172 | 6 290 | 4 453 | 13 842 | 3 154 | - | 4 423 | 28 | |
| DRESDEN | 3 094 | 439 | 385 | 5 877 | 5 128 | 15 290 | 5 947 | 521 | 6 215 | - | |
| ERFURT | 260 | 126 | - | 298 | 222 | 2 | 235 | 207 | 228 | - | |
| SONSTIGE FLUGPLAETZE | 498 | 27 | 55 | 2 861 | 2 419 | 6 642 | 1 401 | 1 113 | 5 843 | 2 814 | |
| DEUTSCHLAND | 146 446 | 37 689 | 32 449 | 140 225 | 95 279 | 305 425 | 84 423 | 32 650 | 218 375 | 214 101 | |

5. 1. 2 REISENDE

| NACH ENDZIEL- | | VON | | | | | | | | |
|----------------------|------------------|-------------------|-----------------|----------------------|---------------------|--------------------|--------------------|--------------------|-------------------|-----------------|
| FLUGPLATZ | HAMBURG (HAM) | HANNOVER (HAJ) | BREMEN (BRE) | DUESSELDORF (DUS) | KOELN/BONN (CGN) | FRANKFURT (FRA) | STUTTGART (STR) | NUERNBERG (NUE) | MUENCHEN (MUC) | BERLIN (TXL) |
| REISENDE | | | | | | | | | | |
| INSGESAMT | | | | | | | | | | |
| HAMBURG | 141 | 632 | 28 | 13 674 | 10 804 | 49 427 | 11 857 | 3 553 | 28 729 | 6 761 |
| HANNOVER | 1 267 | 267 | 21 | 127 | 202 | 18 067 | 3 492 | 257 | 10 280 | 32 |
| BREMEN | 98 | 14 | 70 | 88 | 31 | 17 038 | 3 561 | 453 | 6 374 | 2 919 |
| DUESSELDORF | 13 226 | 25 | 19 | - | 338 | 21 835 | 8 336 | 4 593 | 39 062 | 29 625 |
| KOELN/BONN | 10 852 | 55 | 18 | 133 | - | 12 956 | 1 513 | 1 750 | 21 702 | 34 758 |
| FRANKFURT | 30 589 | 4 781 | 7 962 | 5 520 | 3 127 | - | 3 148 | 2 313 | 26 230 | 43 438 |
| STUTTGART | 12 633 | 3 562 | 3 556 | 8 771 | 1 290 | 16 395 | 130 | 10 | 2 138 | 26 340 |
| NUERNBERG | 3 683 | 305 | 475 | 5 066 | 1 810 | 14 438 | 110 | 55 | 100 | 2 755 |
| MUENCHEN | 26 447 | 7 703 | 5 334 | 43 881 | 19 511 | 44 729 | 602 | 35 | - | 36 117 |
| BERLIN (TEGEL) | 6 772 | 42 | 2 804 | 28 805 | 32 741 | 57 443 | 25 107 | 2 610 | 37 938 | - |
| BERLIN (TEMPELHOF) | 290 | 590 | - | 3 | 5 | 6 | 3 | 4 352 | 4 | - |
| BERLIN (SCHOENEFELD) | 744 | - | 14 | 57 | 867 | 5 | 5 | 2 | 931 | - |
| SAARBRUECKEN | 1 024 | 1 | 1 | 39 | 5 | 3 | - | - | 602 | 8 |
| MUENSTER/OSNABRUECK | 27 | - | 1 | 67 | 5 | 5 235 | 781 | 113 | 3 020 | 28 |
| LEIPZIG | 2 317 | 407 | 218 | 6 114 | 4 521 | 12 867 | 3 223 | 22 | 4 465 | 22 |
| DRESDEN | 3 190 | 511 | 522 | 5 801 | 5 226 | 14 002 | 5 898 | 528 | 6 174 | 26 |
| ERFURT | 258 | 126 | 1 | 297 | 220 | 3 | 235 | 41 | 228 | 2 |
| SONSTIGE FLUGPLAETZE | 900 | 124 | 228 | 2 900 | 2 442 | 5 520 | 1 447 | 1 148 | 6 034 | 2 670 |
| DEUTSCHLAND | 114 458 | 19 145 | 21 272 | 121 343 | 83 145 | 289 969 | 69 448 | 21 835 | 194 011 | 185 501 |

JUNI 1996

INNERHALB DEUTSCHLANDS

AUSSTEIGER

HERKUNFTSFLUGPLATZ

| HERKUNFTSFLUGPLATZ | | | | | | | | | NACH STRECKENZIEL- FLUGPLATZ |
|----------------------|-------|-----------------------|-------------------------|------------------|------------------|-----------------|----------|-----------|---------------------------------|
| B E R L I N (THF) | (SXF) | SAARBRUECKEN (SCN) | MUENSTER/ OSN. (FMO) | LEIPZIG (LEJ) | DRESDEN (DRS) | ERFURT (ERF) | SONSTIGE | INSGESAMT | |
| | | | | | | | | | EIN-/AUSSTEIGER |
| | | | | | | | | | INSGESAMT |
| 506 | 896 | 1 021 | 79 | 2 331 | 3 102 | 251 | 510 | 138 824 | HAMBURG |
| 550 | - | 13 | - | 448 | 510 | - | 27 | 36 266 | HANNOVER |
| - | - | - | 48 | 132 | 409 | - | 508 | 32 392 | BREMEN |
| 6 | 67 | 20 | 110 | 6 239 | 5 779 | 294 | 2 817 | 144 241 | DUESSELDORF |
| 6 | 894 | - | 2 | 4 751 | 5 230 | 213 | 2 463 | 98 614 | KOELN/BONN |
| 2 | - | 2 | 5 531 | 14 293 | 14 959 | - | 6 175 | 299 758 | FRANKFURT |
| 19 | - | - | 663 | 3 164 | 5 842 | 300 | 1 576 | 88 760 | STUTTGART |
| 4 386 | - | 6 | 109 | 132 | 384 | - | 1 217 | 35 503 | MUENCHEN |
| 13 | 896 | 579 | 2 926 | 5 070 | 6 934 | 221 | 5 148 | 233 169 | MUENCHEN |
| - | - | 1 | 31 | 61 | 143 | - | 2 824 | 200 570 | BERLIN (TEGEL) |
| 236 | - | 1 964 | 2 739 | - | - | 133 | 5 724 | 16 178 | BERLIN (TEMPELHOF) |
| - | 201 | - | - | 478 | - | - | 65 | 3 518 | BERLIN (SCHOENEFELD) |
| 2 108 | - | - | - | 455 | 327 | - | 2 | 4 574 | SAARBRUECKEN |
| 2 679 | - | 3 | 82 | 189 | 220 | 63 | 1 589 | 14 603 | MUENSTER/OSNABRUECK |
| 9 | 1 040 | 448 | 605 | - | 113 | - | 908 | 38 164 | LEIPZIG |
| 4 | - | 355 | 23 | 379 | 21 | - | 1 821 | 45 499 | DRESDEN |
| 137 | 47 | - | 135 | 1 | - | - | 40 | 1 938 | ERFURT |
| 5 887 | - | 6 | 1 540 | 982 | 2 532 | 40 | - | 34 660 | SONSTIGE FLUGPLAETZE |
| 16 548 | 4 041 | 4 418 | 14 623 | 39 105 | 46 505 | 1 515 | 33 414 | 1 467 231 | DEUTSCHLAND |

HERKUNFTSFLUGPLATZ

| HERKUNFTSFLUGPLATZ | | | | | | | | | NACH ENDZIEL- FLUGPLATZ |
|----------------------|-------|-----------------------|-------------------------|------------------|------------------|-----------------|----------|-----------|----------------------------|
| B E R L I N (THF) | (SXF) | SAARBRUECKEN (SCN) | MUENSTER/ OSN. (FMO) | LEIPZIG (LEJ) | DRESDEN (DRS) | ERFURT (ERF) | SONSTIGE | INSGESAMT | |
| | | | | | | | | | REISENDE |
| | | | | | | | | | INSGESAMT |
| 506 | 295 | 1 019 | 7 | 2 295 | 3 217 | 199 | 868 | 134 012 | HAMBURG |
| 550 | - | 15 | 1 | 430 | 419 | - | 100 | 35 527 | HANNOVER |
| - | - | - | 1 | 182 | 525 | - | 638 | 31 992 | BREMEN |
| 6 | - | 20 | 34 | 5 926 | 5 715 | 294 | 2 842 | 131 896 | DUESSELDORF |
| 6 | 759 | - | 2 | 4 435 | 5 247 | 213 | 2 451 | 96 850 | KOELN/BONN |
| 2 | - | 2 | 1 854 | 6 629 | 8 355 | - | 3 756 | 147 706 | FRANKFURT |
| 19 | - | - | 734 | 3 130 | 5 845 | 104 | 1 619 | 86 276 | STUTTGART |
| 4 386 | - | 6 | 37 | 154 | 425 | - | 1 236 | 35 041 | MUENCHEN |
| 13 | 896 | 513 | 2 370 | 3 669 | 5 135 | 221 | 5 241 | 202 417 | MUENCHEN |
| - | - | 4 | 15 | 83 | 15 | - | 2 768 | 197 147 | BERLIN (TEGEL) |
| 236 | - | 1 961 | 2 735 | - | - | 132 | 5 724 | 16 041 | BERLIN (TEMPELHOF) |
| - | 201 | - | - | 478 | - | - | 65 | 3 369 | BERLIN (SCHOENEFELD) |
| 2 108 | - | - | 1 | 451 | 330 | - | 2 | 4 575 | SAARBRUECKEN |
| 2 684 | - | 3 | 82 | 126 | 403 | - | 1 553 | 14 128 | MUENSTER/OSNABRUECK |
| 9 | 768 | 433 | 604 | - | 25 | - | 955 | 36 970 | LEIPZIG |
| 4 | - | 359 | 108 | 123 | 21 | - | 1 882 | 44 375 | DRESDEN |
| 137 | - | - | 57 | 1 | - | - | 40 | 1 646 | ERFURT |
| 5 867 | - | 7 | 1 604 | 1 032 | 2 589 | 40 | 21 | 34 573 | SONSTIGE FLUGPLAETZE |
| 16 533 | 2 919 | 4 342 | 10 246 | 29 144 | 38 266 | 1 203 | 31 761 | 1 254 541 | DEUTSCHLAND |

5 PERSONENVERKEHR

5. 1 VERFLECHTUNG IM VERKEHR
5. 1. 3 EINSTEIGER

VON STRECKEN

| NACH STRECKENZIEL- FLUGPLATZ | HAMBURG (HAM) | HANNOVER (HAJ) | BREMEN (BRE) | DUESSELDORF (DUS) | KOELN/BONN (CGN) | FRANKFURT (FRA) | STUTTGART (STR) | NUERNBERG (NUE) | MUENCHEN (MUC) | BERLIN (TXL) |
|---------------------------------|------------------|-------------------|-----------------|----------------------|---------------------|--------------------|--------------------|--------------------|-------------------|-----------------|
| EINSTEIGER | | | | | | | | | | |
| INSGESAMT | | | | | | | | | | |
| SCHLESWIG-HOLSTEIN . | 180 | - | 1 | 762 | 1 321 | 1 903 | 117 | 130 | 125 | 1 269 |
| HELGOLAND | 82 | - | - | - | - | - | - | - | - | - |
| KIEL | - | - | - | - | 1 317 | 1 788 | 3 | 62 | - | 670 |
| LUEBECK | 1 | - | - | - | - | - | - | 26 | - | - |
| WESTERLAND/SYLT . . | 87 | - | 1 | 762 | 4 | 115 | 114 | 42 | 125 | 599 |
| UEB. SCHLESW.-HOLST | 10 | - | - | - | - | - | - | - | - | - |
| BREMEN | - | - | - | - | - | - | - | - | 8 | - |
| BREMERHAVEN | - | - | - | - | - | - | - | - | 8 | - |
| NIEDERSACHSEN | 11 | - | 45 | 54 | 38 | 8 | 8 | - | 49 | - |
| BORKUM | - | - | - | 12 | - | - | - | - | - | - |
| BRAUNSCHWEIG | - | - | - | - | 38 | 8 | 8 | - | 49 | - |
| EMDEN | 1 | - | - | - | - | - | - | - | - | - |
| HARLE | - | - | 1 | - | - | - | - | - | - | - |
| JUIST | - | - | 3 | 34 | - | - | - | - | - | - |
| NORDDEICH | - | - | - | - | - | - | - | - | - | - |
| WANGEROOGE | - | - | 18 | - | - | - | - | - | - | - |
| NORDERNEY | - | - | 8 | 8 | - | - | - | - | - | - |
| LANGEORG | - | - | 13 | - | - | - | - | - | - | - |
| FINKENWERDER | - | - | - | - | - | - | - | - | - | - |
| UEB. NIEDERSACHSEN | 10 | - | 2 | - | - | - | - | - | - | - |
| NORDRHEIN-WESTFALEN | 154 | - | 3 | 2 | 37 | 8 | 1 068 | 934 | 5 618 | 65 |
| DORTMUND | 154 | - | - | - | 2 | - | 727 | 926 | 3 500 | - |
| PADERBORN-LIPPST. . . | - | - | - | 2 | - | 3 | 334 | - | 2 118 | 64 |
| SIEGERLAND | - | - | - | - | - | - | - | - | - | - |
| MOENCHENGLADBACH . . | - | - | 1 | - | - | - | - | 8 | - | - |
| ESSEN | - | - | - | - | - | 3 | 5 | - | - | 1 |
| UEB. NORDRH.-WESTF. | - | - | 2 | - | 35 | 2 | 2 | - | - | - |
| HESSEN | 3 | - | - | - | 6 | 4 | - | - | - | - |
| KASSEL | - | - | - | - | 6 | - | - | - | - | - |
| UEB. HESSEN | 3 | - | - | - | - | 4 | - | - | - | - |
| RHEINLAND-PFALZ | - | - | - | - | - | - | 2 | - | 7 | - |
| KOBLENZ | - | - | - | - | - | - | - | - | - | - |
| HAHN | - | - | - | - | - | - | - | - | - | - |
| UEB. RHEINL.-PFALZ | - | - | - | - | - | - | 2 | - | 7 | - |
| BADEN-WUERTTEMBERG . . | - | - | 6 | 1 011 | 100 | 3 493 | 201 | 1 | 6 | 1 480 |
| FREIBURG | - | - | - | - | - | - | - | - | - | - |
| FRIEDRICHSHAFEN . . . | - | - | 6 | 1 011 | 100 | 3 493 | 154 | - | 3 | 1 480 |
| KARLSRUHE | - | - | - | - | - | - | - | - | - | - |
| MANNHEIM | - | - | - | - | - | - | - | 1 | 2 | - |
| UEB. BADEN-WUERTT. | - | - | - | - | - | - | 47 | - | 1 | - |
| BAYERN | - | - | - | 1 002 | 917 | 1 205 | 1 | 4 | 10 | - |
| AUGSBURG | - | - | - | 1 002 | 917 | - | - | - | - | - |
| BAYREUTH | - | - | - | - | - | 454 | - | - | - | - |
| HOF | - | - | - | - | - | 751 | - | - | 6 | - |
| OBERPFÄFFENHOFEN . . | - | - | - | - | - | - | - | - | - | - |
| STRAUBING | - | - | - | - | - | - | - | - | - | - |
| UEB. BAYERN | - | - | - | - | - | - | 1 | 4 | 4 | - |
| MECKLENBURG-VORPOMME | 150 | 27 | - | 30 | - | 13 | - | 44 | 20 | - |
| HERINGSDORF | - | - | - | 30 | - | - | - | - | - | - |
| BARTH | - | - | - | - | - | - | - | 44 | 20 | - |
| GUETTIN | - | - | - | - | - | - | - | - | - | - |
| ROSTOCK | 149 | 27 | - | - | - | 13 | - | - | - | - |
| UEB. MECKLENBURG-VO | 1 | - | - | - | - | - | - | - | - | - |
| BRANDENBURG | - | - | - | - | - | - | - | - | - | - |
| UEB. BRANDENDURG . . | - | - | - | - | - | - | - | - | - | - |
| SACHSEN-ANHALT | - | - | - | - | - | 8 | 4 | - | - | - |
| MAGDEBURG | - | - | - | - | - | 8 | - | - | - | - |
| UEB. SACHSEN-ANHALT | - | - | - | - | - | - | 4 | - | - | - |
| THUERINGEN | - | - | - | - | - | - | - | - | - | - |
| UEB. THUERINGEN . . . | - | - | - | - | - | - | - | - | - | - |
| SACHSEN | - | - | - | - | - | - | - | - | - | - |
| UEB. SACHSEN | - | - | - | - | - | - | - | - | - | - |
| DEUTSCHLAND | 498 | 27 | 55 | 2 861 | 2 419 | 6 642 | 1 401 | 1 113 | 5 843 | 2 814 |

JUNI 1996

INNERHALB DEUTSCHLANDS
NACH SONSTIGEN DEUTSCHEN FLUGPLAETZEN

| HERKUNFTSFLUGPLATZ | | | | | | | | NACH STRECKENZIEL- FLUGPLATZ | |
|----------------------|-------|-----------------------|-------------------------|------------------|------------------|-----------------|----------|---------------------------------|----------------------|
| B E R L I N (THF) | (SXF) | SAARBRUECKEN (SCN) | MUENSTER/ OSN. (FMO) | LEIPZIG (LEJ) | DRESDEN (DRS) | ERFURT (ERF) | SONSTIGE | INSGESAMT | |
| | | | | | | | | | EINSTEIGER |
| | | | | | | | | | INSGESAMT |
| 613 | - | - | 2 | 31 | - | - | - | 6 454 | SCHLESWIG-HOLSTEIN |
| - | - | - | - | - | - | - | - | 82 | HELGOLAND |
| 13 | - | - | 2 | - | - | - | - | 3 855 | KIEL |
| 598 | - | - | - | 31 | - | - | - | 27 | LUEBECK |
| 2 | - | - | - | - | - | - | - | 2 478 | WESTERLAND/SYLT |
| - | - | - | - | - | - | - | - | 12 | UEB. SCHLESW.-HOLST |
| - | - | - | - | - | - | - | - | 8 | BREMEN |
| - | - | - | - | - | - | - | - | 8 | BREMERHAVEN |
| 7 | - | - | 8 | - | - | - | - | 228 | NIEDERSACHSEN |
| - | - | - | - | - | - | - | - | 12 | BORKUM |
| 7 | - | - | 3 | - | - | - | - | 113 | BRAUNSCHWEIG |
| - | - | - | - | - | - | - | - | 1 | EMDEN |
| - | - | - | - | - | - | - | - | 1 | HARLE |
| - | - | - | - | - | - | - | - | 37 | JUIST |
| - | - | - | - | - | - | - | - | - | NORDDEICH |
| - | - | - | - | - | - | - | - | 18 | WANGEROOGE |
| - | - | - | - | - | - | - | - | 16 | NORDERNEY |
| - | - | - | - | - | - | - | - | 13 | LANGEOOG |
| - | - | - | - | - | - | - | - | - | FINKENWERDER |
| - | - | - | 5 | - | - | - | - | 17 | UEB. NIEDERSACHSEN |
| 3 985 | - | - | 1 514 | 694 | 1 795 | 40 | - | 15 917 | NORDRHEIN-WESTFALEN |
| 3 366 | - | - | 1 329 | 689 | 1 004 | 40 | - | 11 737 | DORTMUND |
| 619 | - | - | 185 | - | 785 | - | - | 4 110 | PADERBORN-LIPPST. |
| - | - | - | - | - | 6 | - | - | 6 | STIEGERLAND |
| - | - | - | - | - | - | - | - | 9 | MOENCHENGLADBACH |
| - | - | - | - | - | - | - | - | 9 | ESSEN |
| - | - | - | - | 5 | - | - | - | 46 | UEB. NORDRH.-WESTF. |
| - | - | - | - | 1 | 1 | - | - | 15 | HESSEN |
| - | - | - | - | - | - | - | - | 6 | KASSEL |
| - | - | - | - | 1 | 1 | - | - | 9 | UEB. HESSEN |
| 9 | - | - | - | 9 | - | - | - | 27 | RHEINLAND-PFALZ |
| - | - | - | - | - | - | - | - | - | KOBLENZ |
| 9 | - | - | - | - | - | - | - | 9 | HAHN |
| - | - | - | - | 9 | - | - | - | 18 | UEB. RHEINL.-PFALZ |
| 9 | - | - | 4 | 9 | 134 | - | - | 6 454 | BADEN-WUERTTEMBERG |
| - | - | - | - | - | 6 | - | - | 6 | FREIBURG |
| - | - | - | - | 9 | 103 | - | - | 6 359 | FRIEDRICHSHAFEN |
| - | - | - | 3 | - | - | - | - | 3 | KARLSRUHE |
| 9 | - | - | 1 | - | 25 | - | - | 38 | MANNHEIM |
| - | - | - | - | - | - | - | - | 48 | UEB. BADEN-WUERTT. |
| 1 252 | - | 4 | 8 | 232 | 598 | - | - | 5 233 | BAYERN |
| 1 252 | - | 4 | 8 | 231 | 594 | - | - | 4 008 | AUGSBURG |
| - | - | - | - | - | - | - | - | 454 | BAYREUTH |
| - | - | - | - | - | 4 | - | - | 761 | HOF |
| - | - | - | - | - | - | - | - | - | OBERPFAFFENHOFEN |
| - | - | - | - | 1 | - | - | - | - | STRAUBING |
| - | - | - | - | - | - | - | - | 10 | UEB. BAYERN |
| 12 | - | - | 4 | - | 3 | - | - | 303 | MECKLENBURG-VORPOMME |
| 6 | - | - | - | - | - | - | - | 36 | HERINGSDORF |
| - | - | - | - | - | - | - | - | 64 | BARTH |
| 6 | - | - | - | - | - | - | - | 6 | GUETTIN |
| - | - | - | 4 | - | 1 | - | - | 194 | ROSTOCK |
| - | - | - | - | - | 2 | - | - | 3 | UEB. MECKLENBURG-VO |
| - | - | - | - | - | - | - | - | - | BRANDENBURG |
| - | - | - | - | - | - | - | - | - | UEB. BRANDENBURG |
| - | - | - | - | 3 | - | - | - | 15 | SACHSEN-ANHALT |
| - | - | - | - | - | - | - | - | 8 | MAGDEBURG |
| - | - | - | - | 3 | - | - | - | 7 | UEB. SACHSEN-ANHALT |
| - | - | 2 | - | 3 | - | - | - | 5 | THUERINGEN |
| - | - | 2 | - | 3 | - | - | - | 5 | UEB. THUERINGEN |
| - | - | - | - | - | 1 | - | - | 1 | SACHSEN |
| - | - | - | - | - | 1 | - | - | 1 | UEB. SACHSEN |
| 5 887 | - | 6 | 1 540 | 982 | 2 532 | 40 | - | 34 660 | DEUTSCHLAND |

5 PERSONENVERKEHR

5. 1 VERFLECHTUNG IM VERKEHR
5. 1. 4 AUSSTEIGER

| VON STRECKENHERKUNFTS- FLUGPLATZ | NACH STRECKEN | | | | | | | | | |
|-------------------------------------|------------------|-------------------|-----------------|----------------------|---------------------|--------------------|--------------------|--------------------|-------------------|-----------------|
| | HAMBURG (HAM) | HANNOVER (HAJ) | BREMEN (BRE) | DUESSELDORF (DUS) | KOELN/BONN (CGN) | FRANKFURT (FRA) | STUTTGART (STR) | NUERNBERG (NUE) | MUENCHEN (MUC) | BERLIN (TXL) |
| AUSSTEIGER | | | | | | | | | | |
| INSGESAMT | | | | | | | | | | |
| SCHLESWIG-HOLSTEIN | 153 | - | 2 | 629 | 1 275 | 2 024 | 149 | 109 | 130 | 1 161 |
| HELGOLAND | 56 | - | - | - | - | - | - | - | - | - |
| KIEL | - | - | - | - | 1 270 | 1 927 | - | 99 | 2 | 699 |
| LUEBECK | - | - | - | - | - | - | - | - | - | - |
| WESTERLAND/SYLT | 87 | - | 2 | 629 | 5 | 97 | 148 | 10 | 128 | 462 |
| UEB. SCHLESW.-HOLST | 10 | - | - | - | - | - | 1 | - | - | - |
| BREMEN | - | - | - | - | - | - | - | - | - | - |
| BREMERHAVEN | - | - | - | - | - | - | - | - | - | - |
| NIEDERSACHSEN | 17 | - | 44 | 42 | 11 | 3 | 8 | 1 | 66 | 3 |
| BORKUM | - | - | - | 17 | 2 | - | - | - | - | - |
| BRAUNSCHWEIG | 2 | - | - | - | 9 | 3 | 7 | 1 | 65 | 3 |
| EMDEN | - | - | - | - | - | - | - | - | - | - |
| HARLE | - | - | - | - | - | - | - | - | - | - |
| JUIST | - | - | - | 22 | - | - | - | - | - | - |
| NORDDEICH | - | - | - | - | - | - | - | - | - | - |
| WANGEROOGE | - | - | 19 | - | - | - | - | - | - | - |
| NORDERNEY | - | - | 6 | 3 | - | - | - | - | - | - |
| LANGEBOG | - | - | 13 | - | - | - | - | - | - | - |
| FINKENWERDER | - | - | - | - | - | - | - | - | - | - |
| UEB. NIEDERSACHSEN | 15 | - | 6 | - | - | - | 1 | - | 1 | - |
| NORDRHEIN-WESTFALEN | 190 | - | 126 | - | 213 | 16 | 1 191 | 1 055 | 4 912 | 199 |
| DORTMUND | 190 | - | - | - | - | 7 | 598 | 632 | 3 481 | - |
| PADERBORN-LIPPST. | - | - | 124 | - | 1 | 3 | 589 | 405 | 1 431 | 199 |
| STIEGERLAND | - | - | 1 | - | - | - | - | - | - | - |
| MOENCHENGLADBACH | - | - | - | - | 1 | - | - | 16 | - | - |
| ESSEN | - | - | - | - | - | 5 | - | 2 | - | - |
| UEB. NORDRH.-WESTF. | - | - | 1 | - | 211 | 1 | 4 | - | - | - |
| HESSEN | 4 | - | - | - | 6 | 5 | 2 | - | - | 1 |
| KASSEL | - | - | - | - | 6 | - | - | - | - | 1 |
| UEB. HESSEN | 4 | - | - | - | - | 5 | 2 | - | - | - |
| RHEINLAND-PFALZ | 5 | - | 2 | - | - | - | - | - | 1 | - |
| KOBLENZ | - | - | - | - | - | - | - | - | - | - |
| HAHN | - | - | - | - | - | - | - | - | - | - |
| UEB. RHEINL.-PFALZ | 5 | - | 2 | - | - | - | - | - | 1 | - |
| BADEN-WUERTTEMBERG | 4 | - | 11 | 1 109 | 90 | 3 006 | 211 | - | - | 1 460 |
| FREIBURG | - | - | - | - | - | - | - | - | - | - |
| FRIEDRICHSHAFEN | - | - | 6 | 1 109 | 89 | 3 006 | 195 | - | - | 1 460 |
| KARLSRUHE | - | - | - | - | - | - | - | - | - | - |
| MANNHEIM | - | - | - | - | 1 | - | - | - | - | - |
| UEB. BADEN-WUERTT. | 4 | - | 5 | - | - | - | 16 | - | - | - |
| BAYERN | - | - | - | 1 008 | 867 | 1 118 | 6 | 8 | 23 | - |
| AUGSBURG | - | - | - | 1 008 | 867 | 3 | 5 | - | 5 | - |
| BAYREUTH | - | - | - | - | - | 486 | - | - | - | - |
| HOF | - | - | - | - | - | 627 | - | - | 7 | - |
| OBERPFAFFENHOFEN | - | - | - | - | - | 2 | - | - | 1 | - |
| STRAUBING | - | - | - | - | - | - | - | - | - | - |
| UEB. BAYERN | - | - | - | - | - | - | 1 | 8 | 10 | - |
| MECKLENBURG-VORPOMME | 137 | 27 | 302 | 29 | 1 | 3 | 1 | 44 | 15 | - |
| HERINGSDORF | - | - | - | 29 | - | - | 1 | - | - | - |
| BARTH | - | - | - | - | - | - | - | 44 | 15 | - |
| GUETTIN | - | - | - | - | - | - | - | - | - | - |
| ROSTOCK | 132 | 27 | 302 | - | 1 | 3 | - | - | - | - |
| UEB. MECKLENBURG-VO | 5 | - | - | - | - | - | - | - | - | - |
| BRANDENBURG | - | - | 21 | - | - | - | - | - | - | - |
| UEB. BRANDENDURG | - | - | 21 | - | - | - | - | - | - | - |
| SACHSEN-ANHALT | - | - | - | - | - | - | 7 | - | - | - |
| MAGDEBURG | - | - | - | - | - | - | - | - | - | - |
| UEB. SACHSEN-ANHALT | - | - | - | - | - | - | 7 | - | - | - |
| THUERINGEN | - | - | - | - | - | - | 1 | - | 1 | - |
| UEB. THUERINGEN | - | - | - | - | - | - | 1 | - | 1 | - |
| SACHSEN | - | - | - | - | - | - | - | - | - | - |
| UEB. SACHSEN | - | - | - | - | - | - | - | - | - | - |
| DEUTSCHLAND | 510 | 27 | 508 | 2 817 | 2 463 | 6 175 | 1 576 | 1 217 | 5 148 | 2 824 |

JUNI 1996

INNERHALB DEUTSCHLANDS
VON SONSTIGEN DEUTSCHEN FLUGPLAETZEN

| ZIELFLUGPLATZ | | | | | | | | VON STRECKENHERKUNFTS- | |
|----------------------|-------|-----------------------|-------------------------|------------------|------------------|-----------------|----------|------------------------|----------------------|
| B E R L I N (THF) | (SXF) | SAARBRUECKEN (SCN) | MUENSTER/ OSN. (FMO) | LEIPZIG (LEJ) | DRESDEN (DRS) | ERFURT (ERF) | SONSTIGE | INSGESAMT | FLUGPLATZ |
| | | | | | | | | | AUSSTEIGER |
| | | | | | | | | | ----- |
| | | | | | | | | | INSGESAMT |
| | | | | | | | | | ----- |
| 638 | - | - | 2 | 30 | - | - | - | 6 302 | SCHLESWIG-HOLSTEIN |
| - | - | - | - | - | - | - | - | 56 | HELGOLAND |
| 8 | - | - | 2 | - | - | - | - | 4 007 | KIEL |
| - | - | - | - | - | - | - | - | - | LUEBECK |
| 630 | - | - | - | 30 | - | - | - | 2 228 | WESTERLAND/SYLT |
| - | - | - | - | - | - | - | - | 11 | UEB. SCHLESW. -HOLST |
| - | - | - | - | - | - | - | - | - | BREMEN |
| - | - | - | - | - | - | - | - | - | BREMERHAVEN |
| 4 | - | - | - | 3 | 7 | - | - | 209 | NIEDERSACHSEN |
| - | - | - | - | - | - | - | - | 19 | BORKUM |
| 4 | - | - | - | 2 | 7 | - | - | 103 | BRAUNSCHEWIG |
| - | - | - | - | - | - | - | - | - | EMDEN |
| - | - | - | - | - | - | - | - | - | HARLE |
| - | - | - | - | - | - | - | - | 22 | JUIST |
| - | - | - | - | - | - | - | - | - | NORDDEICH |
| - | - | - | - | - | - | - | - | 19 | WANGEROOGE |
| - | - | - | - | - | - | - | - | 9 | NORDERNEY |
| - | - | - | - | - | - | - | - | 13 | LANGEBOG |
| - | - | - | - | 1 | - | - | - | 24 | FINKENWERDER |
| - | - | - | - | - | - | - | - | - | UEB. NIEDERSACHSEN |
| 3 843 | 65 | - | 1 524 | 554 | 978 | 40 | - | 14 906 | NORDRHEIN-WESTFALEN |
| 3 247 | - | - | 895 | 547 | 801 | 40 | - | 10 438 | DORTMUND |
| 591 | 65 | - | 629 | - | 176 | - | - | 4 213 | PADERBORN-LIPPST. |
| - | - | - | - | - | - | - | - | 1 | SIEGERLAND |
| - | - | - | - | - | - | - | - | 17 | MOENCHENGLADBACH |
| 5 | - | - | - | - | - | - | - | 12 | ESSEN |
| - | - | - | - | 7 | 1 | - | - | 225 | UEB. NORDRH. -WESTF. |
| - | - | - | - | 3 | 1 | - | - | 22 | HESSEN |
| - | - | - | - | - | - | - | - | 7 | KASSEL |
| - | - | - | - | 3 | 1 | - | - | 15 | UEB. HESSEN |
| 11 | - | - | - | 23 | 98 | - | - | 140 | RHEINLAND-PFALZ |
| - | - | - | - | - | - | - | - | - | KOBLENZ |
| 11 | - | - | - | 4 | 91 | - | - | 106 | HAHN |
| - | - | - | - | 19 | 7 | - | - | 34 | UEB. RHEINL. -PFALZ |
| 9 | - | - | 6 | 27 | 107 | - | - | 6 040 | BADEN-WUERTTEMBERG |
| - | - | - | - | - | 1 | - | - | 1 | FREIBURG |
| - | - | - | - | - | 94 | - | - | 5 959 | FRIEDRICHSHAFEN |
| 1 | - | - | 3 | - | - | - | - | 4 | KARLSRUHE |
| 8 | - | - | 1 | 27 | 12 | - | - | 49 | MANNHEIM |
| - | - | - | 2 | - | - | - | - | 27 | UEB. BADEN-WUERTT. |
| 1 201 | - | - | 8 | 268 | 615 | - | - | 5 122 | BAYERN |
| 1 200 | - | - | 8 | 266 | 611 | - | - | 3 973 | AUGSBURG |
| - | - | - | - | - | - | - | - | 486 | BAYREUTH |
| 1 | - | - | - | - | 4 | - | - | 639 | HOF |
| - | - | - | - | - | - | - | - | 3 | OBERPFAFFENHOFEN |
| - | - | - | - | - | - | - | - | - | STRAUBING |
| - | - | - | - | 2 | - | - | - | 21 | UEB. BAYERN |
| 15 | - | - | 49 | - | 8 | - | - | 631 | MECKLENBURG-VORPOMME |
| 4 | - | - | - | - | - | - | - | 34 | HERINGSDORF |
| - | - | - | - | - | - | - | - | 59 | BARTH |
| 8 | - | - | - | - | - | - | - | 8 | GUETTIN |
| - | - | - | 49 | - | - | - | - | 514 | ROSTOCK |
| 3 | - | - | - | - | 8 | - | - | 16 | UEB. MECKLENBURG-VO |
| - | - | - | - | - | - | - | - | 21 | BRANDENBURG |
| - | - | - | - | - | - | - | - | 21 | UEB. BRANDENBURG |
| 3 | - | - | - | - | - | - | - | 10 | SACHSEN-ANHALT |
| 3 | - | - | - | - | - | - | - | 3 | MAGDEBURG |
| - | - | - | - | - | - | - | - | 7 | UEB. SACHSEN-ANHALT |
| - | - | 2 | - | - | - | - | - | 4 | THUERINGEN |
| - | - | 2 | - | - | - | - | - | 4 | UEB. THUERINGEN |
| - | - | - | - | - | 7 | - | - | 7 | SACHSEN |
| - | - | - | - | - | 7 | - | - | 7 | UEB. SACHSEN |
| 5 724 | 65 | 2 | 1 589 | 908 | 1 821 | 40 | - | 33 414 | DEUTSCHLAND |

5 PERSONENVERKEHR

5. 2 VERFLECHTUNG IM VERKEHR

5. 2. 1 EINSTEIGER

VON STRECKEN

NACH STRECKENZIELLAND

| BZW. ----- FLUGPLATZ | HAMBURG (HAM) | HANNOVER (HAJ) | BREMEN (BRE) | DUESSELDORF (DUS) | KOELN/BONN (CGN) | FRANKFURT (FRA) | STUTTGART (STR) | NUERNBERG (NUE) | MUENCHEN (MUC) | BERLIN (TXL) |
|----------------------|------------------|-------------------|-----------------|----------------------|---------------------|--------------------|--------------------|--------------------|-------------------|-----------------|
| EINSTEIGER | | | | | | | | | | |
| INSGESAMT | | | | | | | | | | |
| POLEN | 2 523 | 159 | 42 | 2 144 | 278 | 17 283 | 396 | 87 | 2 294 | 1 249 |
| DARUNTER:WAW | 1 020 | - | - | 1 790 | 119 | 13 262 | 195 | 48 | 2 291 | 1 249 |
| GDN | 1 442 | - | - | - | - | - | - | - | - | - |
| KRW | - | 159 | - | - | - | 1 020 | - | 36 | - | - |
| KTW | 46 | - | - | - | 149 | 1 876 | - | - | - | - |
| *PL | 15 | - | 42 | 354 | 10 | 1 125 | 201 | 3 | 3 | - |
| LITAUEN | 724 | - | - | - | - | 3 347 | - | - | - | 252 |
| DARUNTER:VNO | 17 | - | - | - | - | 3 347 | - | - | - | 252 |
| LETTLAND | 528 | - | - | - | - | 2 639 | - | - | - | - |
| DARUNTER:RIX | 528 | - | - | - | - | 2 639 | - | - | - | - |
| ESTLAND | 772 | - | - | - | - | 1 581 | - | - | - | - |
| DARUNTER:TTL | 772 | - | - | - | - | 1 581 | - | - | - | - |
| FINNLAND | 5 279 | - | - | 3 003 | 536 | 11 269 | - | - | 2 960 | 2 194 |
| DARUNTER:HEL | 4 821 | - | - | 2 932 | 536 | 10 911 | - | - | 2 960 | 2 194 |
| SCHWEDEN | 3 307 | - | - | 4 704 | 8 | 18 026 | - | 54 | 4 243 | 1 216 |
| DARUNTER:STO | 2 528 | - | - | 3 624 | 8 | 13 907 | - | - | 3 224 | 1 216 |
| GOT | 714 | - | - | 1 080 | - | 4 119 | - | - | 912 | - |
| NORWEGEN | 3 116 | - | 124 | 2 269 | 284 | 9 584 | 123 | - | 2 367 | 1 233 |
| DARUNTER:OSL | 2 972 | - | - | 2 232 | 102 | 9 040 | 123 | - | 2 223 | 1 233 |
| *NO | 144 | - | 124 | - | - | 431 | - | - | 144 | - |
| DAENEMARK | 6 414 | 3 692 | 522 | 7 797 | 1 | 19 685 | 5 636 | - | 6 076 | 152 |
| DARUNTER:CPH | 6 079 | 3 624 | 517 | 7 736 | - | 17 459 | 5 636 | - | 6 076 | - |
| BLL | - | - | - | - | - | 2 207 | - | - | - | - |
| GR BRITANNIEN | 29 853 | 14 334 | 5 023 | 51 357 | 15 641 | 97 205 | 16 041 | 3 610 | 46 565 | 25 817 |
| DARUNTER:LON | 27 321 | 11 996 | 5 023 | 32 961 | 14 543 | 73 712 | 14 278 | 3 491 | 37 386 | 25 817 |
| BHX | 820 | 655 | - | 7 193 | - | 6 598 | 1 662 | - | 3 271 | - |
| MAN | 1 530 | 1 022 | - | 8 772 | 955 | 13 783 | 5 | 41 | 4 532 | - |
| GLA | - | 447 | - | 257 | - | 1 491 | - | - | - | - |
| EDI | - | - | - | 1 269 | - | 650 | - | - | 1 246 | - |
| JER | 128 | 147 | - | 319 | 78 | 219 | - | 30 | 57 | - |
| IRLAND | 2 628 | 122 | - | 6 300 | 162 | 11 302 | 1 483 | 579 | 4 844 | 1 072 |
| DARUNTER:DUB | 1 099 | - | - | 4 608 | 120 | 8 873 | 447 | - | 2 164 | 496 |
| SNN | 1 130 | 122 | - | 1 692 | - | 1 968 | 1 036 | 579 | 2 307 | 576 |
| *IE | 399 | - | - | - | - | 416 | - | - | 373 | - |
| ISLAND | 2 312 | - | - | 486 | 358 | 2 791 | - | - | 922 | - |
| DARUNTER:KEF | 2 183 | - | - | 486 | 358 | 2 508 | - | - | 922 | - |
| NIEDERLANDE | 11 454 | 3 875 | 4 618 | 4 769 | - | 17 500 | 5 772 | 2 684 | 11 041 | 9 410 |
| DARUNTER:AMS | 10 993 | 3 875 | 4 618 | 4 767 | - | 17 494 | 5 772 | 2 641 | 11 000 | 9 410 |
| BELGIEN | 5 616 | 2 752 | 263 | 2 370 | - | 17 275 | 4 817 | 724 | 7 308 | 1 075 |
| DARUNTER:BRU | 5 616 | 2 752 | 245 | 2 370 | - | 17 275 | 4 817 | 724 | 7 308 | 1 075 |
| LUXEMBURG | 538 | - | - | - | - | 5 776 | - | - | 875 | - |
| DARUNTER:LUX | 538 | - | - | - | - | 5 776 | - | - | 875 | - |
| FRANKREICH | 16 567 | 5 881 | 1 426 | 20 057 | 6 879 | 50 452 | 12 022 | 4 650 | 31 569 | 17 091 |
| DARUNTER:PAR | 15 507 | 5 881 | 1 426 | 14 874 | 6 326 | 35 996 | 10 524 | 3 751 | 22 042 | 16 144 |
| SXB | 697 | - | - | - | - | - | - | - | 459 | - |
| LYS | - | - | - | 1 670 | 2 | 4 970 | 709 | 68 | 1 057 | - |
| TLS | - | - | - | - | - | 525 | - | - | 1 808 | - |
| MRS | - | - | - | - | - | 509 | - | - | 1 048 | - |
| NCE | 363 | - | - | 2 571 | 321 | 7 105 | 764 | 202 | 3 425 | 306 |
| BIA | - | - | - | - | 40 | - | - | - | 613 | 641 |
| *FR | - | - | - | 486 | 187 | 521 | 23 | 629 | 955 | - |
| SPANIEN | 53 855 | 50 656 | 17 091 | 150 447 | 28 492 | 113 697 | 49 215 | 19 243 | 53 758 | 28 658 |
| DARUNTER:MAD | 717 | 514 | - | 3 167 | 684 | 12 153 | 1 528 | - | 5 328 | 704 |
| BCN | 2 730 | 2 024 | - | 4 780 | 987 | 12 305 | 2 480 | - | 5 359 | 2 152 |
| GRO | - | - | - | 1 218 | - | - | - | - | - | - |
| VLC | - | - | - | - | - | 3 506 | - | - | - | - |
| ALC | 1 137 | 922 | 362 | 6 322 | - | 4 208 | - | - | 1 658 | 985 |
| LEI | 670 | 685 | - | 2 794 | - | 1 499 | 471 | 200 | 1 229 | 542 |
| AGP | 3 421 | 1 884 | 761 | 8 054 | - | 6 479 | 1 301 | 279 | 2 684 | 1 253 |
| XRY | 477 | - | - | 752 | - | 1 421 | 840 | - | 1 341 | 617 |
| SVQ | - | - | - | 966 | - | 287 | - | - | 325 | - |
| BIO | - | - | - | - | - | 3 578 | - | - | - | - |
| PMI | 25 690 | 25 593 | 10 902 | 73 049 | 16 817 | 35 564 | 21 626 | 9 533 | 15 555 | 12 734 |
| IBZ | 4 748 | 3 539 | 1 230 | 14 854 | 2 790 | 6 230 | 3 154 | 1 480 | 5 480 | 1 569 |
| MAH | 622 | 1 672 | - | 3 648 | - | 2 742 | 2 342 | 1 028 | 1 430 | 1 077 |
| *E2 | 84 | - | - | 607 | - | 579 | 647 | - | 429 | - |
| LPA | 4 670 | 4 978 | 1 397 | 10 111 | 2 305 | 7 250 | 4 833 | 2 106 | 4 000 | 2 492 |
| TCI | 2 692 | 2 959 | 910 | 6 656 | 1 551 | 4 376 | 3 323 | 1 861 | 3 544 | 1 448 |
| FUE | 3 480 | 2 736 | 954 | 7 563 | 2 118 | 5 082 | 3 550 | 1 290 | 2 682 | 1 795 |
| ACE | 2 274 | 2 998 | 575 | 5 366 | 1 217 | 5 546 | 2 862 | 1 466 | 2 505 | 1 290 |
| *E3 | 443 | 152 | - | 231 | - | 369 | 258 | - | 209 | - |
| PORTUGAL | 6 758 | 4 578 | 1 039 | 15 391 | 2 924 | 23 823 | 6 064 | 1 948 | 8 751 | 2 982 |
| DARUNTER:LIS | 985 | 357 | - | 2 644 | 795 | 9 693 | 951 | - | 3 423 | 727 |
| OPO | 631 | - | - | 869 | 369 | 4 299 | 374 | - | - | - |
| FAO | 4 533 | 3 681 | 958 | 10 891 | 1 760 | 8 248 | 3 799 | 1 766 | 4 284 | 1 794 |
| FNC | 609 | 540 | 81 | 987 | - | 1 404 | 940 | 182 | 1 044 | 461 |
| MALTA | 1 128 | 688 | - | 1 734 | 765 | 5 067 | 1 196 | 584 | 2 274 | 950 |
| DARUNTER:MLA | 1 128 | 688 | - | 1 734 | 765 | 5 067 | 1 196 | 584 | 2 274 | 950 |
| SCHWEIZ | 7 240 | 3 242 | 1 346 | 11 389 | 3 172 | 30 203 | 4 796 | 2 172 | 12 317 | 7 198 |
| DARUNTER:ZRH | 5 936 | 2 832 | 1 336 | 7 911 | 2 762 | 17 613 | 3 496 | 2 153 | 7 047 | 6 570 |
| GVA | 615 | 49 | 7 | 2 061 | - | 9 959 | 1 291 | - | 2 854 | - |
| BSL | 689 | 361 | - | 1 413 | 409 | 2 254 | 3 | 19 | 1 655 | 628 |
| OESTERREICH | 4 042 | 1 784 | - | 9 580 | 2 254 | 42 169 | 3 980 | 867 | 9 131 | 5 502 |
| DARUNTER:VIE | 3 774 | 1 754 | - | 6 603 | 2 251 | 22 783 | 3 980 | 867 | 8 471 | 5 134 |
| INN | - | - | - | - | - | 2 280 | - | - | - | - |
| LNZ | - | 30 | - | 1 115 | - | 5 467 | - | - | 56 | - |
| SZG | 263 | - | - | 1 142 | - | 5 153 | - | - | 97 | 368 |
| GRZ | - | - | - | 720 | - | 5 082 | - | - | 507 | - |
| KLU | - | - | - | - | 3 | 1 404 | - | - | - | - |
| ITALIEN | 7 799 | 2 008 | 2 | 22 552 | 4 850 | 72 431 | 9 837 | 1 453 | 40 617 | 10 131 |
| DARUNTER:ROM | 848 | - | - | 3 362 | 877 | 15 825 | 1 424 | - | 7 981 | 2 336 |
| MIL | 3 779 | 427 | - | 8 586 | 901 | 19 497 | 3 501 | 501 | 6 994 | 4 696 |
| VCE | 289 | - | - | 1 672 | 262 | 11 024 | 218 | 4 | 3 270 | - |
| TRS | - | - | - | - | - | - | - | - | 2 280 | - |
| VRN | - | - | - | - | - | - | - | - | 1 159 | - |

JUNI 1996

MIT GEBIETEN AUSSERHALB DEUTSCHLANDS

| HERKUNFTSFLUGPLATZ | | | | | | | | | NACH STRECKENZIELLAND | |
|----------------------|--------|-----------------------|-------------------------|------------------|------------------|-----------------|----------|-----------|-----------------------|-----------|
| B E R L I N (THF) | (SXF) | SAARBRUECKEN (SCN) | MUENSTER/ OSN. (FMO) | LEIPZIG (LEJ) | DRESDEN (DRS) | ERFURT (ERF) | SONSTIGE | INSGESAMT | BZW. | FLUGPLATZ |
| 262 | - | - | 5 | 375 | 577 | - | - | 27 674 | EINSTEIGER | |
| 262 | - | - | - | 61 | - | - | - | 20 297 | INSGESAMT | |
| - | - | - | - | - | 78 | - | - | 1 520 | POLEN | |
| - | - | - | - | - | 193 | - | - | 1 408 | DARUNTER:WAW | |
| - | - | - | - | 36 | - | - | - | 2 107 | GDN | |
| - | - | - | 5 | 278 | 306 | - | - | 2 342 | KRK | |
| 141 | 60 | - | - | - | - | - | - | 4 524 | KTW | |
| 141 | - | - | - | - | - | - | - | 2 342 | *PL | |
| 494 | - | - | - | - | - | - | - | 3 757 | LITAUEN | |
| 494 | - | - | - | - | - | - | - | 3 661 | DARUNTER:VNO | |
| - | - | - | - | - | - | - | - | 3 661 | LETTLAND | |
| - | - | - | - | - | - | - | - | 2 353 | DARUNTER:RIX | |
| - | - | - | - | - | - | - | - | 2 353 | ESTLAND | |
| - | 1 277 | - | - | - | - | - | - | 26 518 | DARUNTER:TTL | |
| - | 1 277 | - | - | - | - | - | - | 25 631 | FINNLAND | |
| 2 | - | - | 1 | - | - | - | - | 31 561 | DARUNTER:HEL | |
| 2 | - | - | 1 | - | - | - | - | 24 508 | SCHWEDEN | |
| 149 | 248 | - | 2 | 14 | - | - | - | 6 827 | DARUNTER:STO | |
| 73 | 248 | - | 2 | - | - | - | - | 19 513 | GOT | |
| 5 079 | 22 | - | 89 | 109 | - | - | - | 17 927 | NORWEGEN | |
| 4 989 | 22 | - | - | 109 | - | - | - | 1 164 | DARUNTER:OSL | |
| 76 | - | - | - | - | - | - | - | 55 274 | *NO | |
| 106 | 113 | 8 | 1 720 | 2 185 | 844 | - | - | 52 247 | DAENEMARK | |
| - | 110 | 8 | 1 615 | 2 185 | 844 | - | - | 2 283 | DARUNTER:CPH | |
| - | - | - | - | - | - | - | - | 20 199 | BLL | |
| - | - | - | - | - | - | - | - | 30 640 | GR BRITANNIEN | |
| 66 | - | - | - | - | - | - | - | 2 195 | DARUNTER:LON | |
| 478 | - | - | 20 | - | - | - | - | 3 165 | BHX | |
| 478 | - | - | - | 738 | - | - | - | 1 105 | MAN | |
| - | - | - | - | - | - | - | - | 29 708 | GLA | |
| - | 466 | - | - | - | - | - | - | 17 807 | EDI | |
| - | 466 | - | - | - | - | - | - | 10 626 | JER | |
| - | 258 | - | 29 | 176 | 571 | - | - | 1 188 | IRLAND | |
| - | 168 | - | 29 | 176 | 571 | - | - | 7 335 | DARUNTER:DUB | |
| 3 964 | - | - | 3 | 5 | 9 | - | - | 6 923 | SNN | |
| 3 964 | - | - | 3 | - | 9 | - | - | 1 188 | *IE | |
| 787 | - | 100 | - | - | - | - | - | 72 157 | ISLAND | |
| 787 | - | 100 | - | - | - | - | - | 6 923 | DARUNTER:KEF | |
| 1 178 | - | 19 | 201 | 372 | 157 | - | - | 71 514 | NIEDERLANDE | |
| 2 | - | 19 | 186 | 319 | 137 | - | - | 46 181 | DARUNTER:AMS | |
| 1 155 | - | - | 4 | - | - | - | - | 46 158 | BELGIEN | |
| - | - | - | - | - | - | - | - | 8 076 | DARUNTER:BRU | |
| - | - | - | - | - | - | - | - | 8 076 | LUXEMBURG | |
| 21 | - | - | 4 | - | - | - | - | 168 521 | DARUNTER:LUX | |
| - | - | - | - | 45 | - | - | - | 133 134 | FRANKREICH | |
| - | - | - | - | - | - | - | - | 2 315 | DARUNTER:PAR | |
| - | - | - | - | - | - | - | - | 8 476 | SXB | |
| - | - | - | - | - | - | - | - | 2 333 | LYS | |
| - | - | - | - | - | - | - | - | 1 602 | TLS | |
| - | - | - | - | - | - | - | - | 15 082 | MRS | |
| - | - | - | - | - | - | - | - | 1 294 | NCE | |
| - | - | - | - | - | - | - | - | 2 836 | BIA | |
| - | 24 485 | 7 919 | 18 863 | 24 845 | 14 388 | 5 974 | - | 661 586 | *FR | |
| - | - | - | - | - | - | - | - | 24 795 | SPANIEN | |
| - | - | - | - | - | - | - | - | 32 817 | DARUNTER:MAD | |
| - | - | - | - | - | - | - | - | 1 218 | BCN | |
| - | - | - | - | - | - | - | - | 3 506 | GRO | |
| - | - | - | - | - | - | - | - | 15 594 | VLC | |
| - | - | - | - | - | - | - | - | 9 489 | ALC | |
| - | 345 | - | - | 744 | 310 | - | - | 27 003 | LEI | |
| - | 182 | - | - | 482 | 223 | - | - | 5 674 | AGP | |
| - | - | - | - | 226 | - | - | - | 1 578 | XRY | |
| - | - | - | - | - | - | - | - | 3 579 | SVQ | |
| - | - | - | - | - | - | - | - | 299 869 | BIO | |
| - | 11 834 | 5 827 | 12 719 | 11 613 | 6 819 | 3 994 | - | 54 116 | PMI | |
| - | 2 328 | 400 | 1 629 | 2 465 | 1 745 | 475 | - | 17 509 | IBZ | |
| - | 1 313 | 3 | - | 1 263 | 369 | - | - | 2 936 | MAH | |
| - | 227 | - | 363 | - | - | - | - | 55 370 | *E2 | |
| - | 2 798 | 374 | 1 949 | 3 403 | 1 999 | 705 | - | 36 928 | LPA | |
| - | 2 582 | 377 | 241 | 2 548 | 1 434 | 426 | - | 36 136 | TCI | |
| - | 1 724 | 497 | 941 | 951 | 773 | - | - | 30 952 | FUE | |
| - | 1 152 | 441 | 1 021 | 1 149 | 716 | 374 | - | 1 662 | ACE | |
| - | - | - | - | - | - | - | - | 86 935 | *E3 | |
| - | 4 642 | 531 | 1 070 | 4 218 | 1 645 | 571 | - | 19 575 | PORTUGAL | |
| - | - | - | - | - | - | - | - | 6 967 | DARUNTER:LIS | |
| - | 425 | - | - | - | - | - | - | 53 633 | OPO | |
| - | 4 217 | 531 | 1 070 | 3 885 | 1 645 | 571 | - | 6 581 | FAO | |
| - | - | - | - | 333 | - | - | - | 15 635 | FNC | |
| - | 622 | - | - | 391 | 236 | - | - | 15 635 | MALTA | |
| - | 622 | - | - | 391 | 236 | - | - | 86 589 | DARUNTER:MLA | |
| 1 006 | 220 | - | 511 | 677 | 1 100 | - | - | 59 989 | SCHWEIZ | |
| 2 | 220 | - | 506 | 640 | 965 | - | - | 17 215 | DARUNTER:ZRH | |
| 334 | - | - | 5 | - | 40 | - | - | 8 233 | GVA | |
| 670 | - | - | - | 37 | 95 | - | - | 79 804 | BSL | |
| - | 55 | 4 | 5 | 3 | 428 | - | - | 55 644 | OESTERREICH | |
| - | - | - | - | 3 | 24 | - | - | 2 280 | DARUNTER:VIE | |
| - | - | - | - | - | - | - | - | 6 672 | INN | |
| - | - | 4 | - | - | - | - | - | 7 482 | LNZ | |
| - | 55 | - | - | - | 404 | - | - | 6 309 | SZG | |
| - | - | - | - | - | - | - | - | 1 412 | GRZ | |
| - | - | - | 5 | - | - | - | - | 173 832 | KLU | |
| 334 | - | 191 | 179 | 704 | 744 | - | - | 32 653 | ITALIEN | |
| - | - | - | - | - | - | - | - | 49 049 | DARUNTER:ROM | |
| - | - | - | 167 | - | - | - | - | 16 739 | MIL | |
| - | - | - | - | - | - | - | - | 2 280 | VCE | |
| - | - | - | - | - | - | - | - | 2 280 | TRS | |
| - | - | - | - | - | - | - | - | 1 159 | VRN | |

5 PERSONENVERKEHR

5. 2 VERFLECHTUNG IM VERKEHR

5. 2. 1 EINSTEIGER

VON STRECKEN

NACH STRECKENZIELLAND

| BZW. ----- FLUGPLATZ | HAMBURG (HAM) | HANNOVER (HAJ) | BREMEN (BRE) | DUESSELDORF (DUS) | KOELN/BONN (CGN) | FRANKFURT (FRA) | STUTTGART (STR) | NUERNBERG (NUE) | MUENCHEN (MUC) | BERLIN (TXL) |
|----------------------|------------------|-------------------|-----------------|----------------------|---------------------|--------------------|--------------------|--------------------|-------------------|-----------------|
| EINSTEIGER | | | | | | | | | | |
| INSGESAMT | | | | | | | | | | |
| TRN | - | - | - | - | - | 5 523 | 790 | - | 1 483 | - |
| GOA | - | - | - | - | - | 1 710 | 240 | - | 1 152 | - |
| FLR | - | - | - | 1 234 | - | 676 | 14 | - | 4 081 | - |
| BLQ | - | - | - | 63 | 15 | 6 030 | - | - | 2 554 | - |
| PSA | - | - | - | - | - | 1 947 | 4 | - | 851 | - |
| RMI | 443 | 267 | - | 909 | 572 | 4 | - | - | - | 472 |
| NAP | 1 508 | 1 314 | - | 3 169 | 1 158 | 4 625 | 1 588 | 620 | 3 626 | 2 103 |
| BDS | - | - | - | 345 | - | 474 | - | - | 276 | - |
| CAG | - | - | - | 253 | - | 813 | - | - | 1 005 | - |
| OLB | - | - | - | 249 | 1 | 1 230 | 207 | 324 | 1 179 | - |
| PMO | - | - | - | - | 657 | 410 | 462 | - | 259 | - |
| CTA | 932 | - | - | 2 710 | 407 | 2 619 | 1 384 | - | 1 703 | 524 |
| GRIECHENLAND | 17 289 | 15 129 | 2 796 | 45 778 | 7 118 | 46 078 | 22 738 | 12 087 | 50 375 | 14 949 |
| DARUNTER:ATH | 1 167 | 738 | - | 3 709 | 302 | 16 236 | 1 668 | 494 | 7 728 | 1 910 |
| SKG | 2 427 | 2 366 | - | 7 462 | 3 063 | 8 011 | 6 842 | 1 646 | 7 685 | 1 961 |
| CFU | 2 628 | 2 840 | - | 5 306 | 238 | 3 000 | 2 534 | 1 758 | 4 552 | 2 497 |
| JSI | 287 | - | - | 460 | - | 306 | 121 | - | 769 | - |
| ZTH | 349 | 281 | - | 1 276 | - | 325 | 136 | 374 | 1 056 | - |
| JMK | 333 | 383 | - | 557 | - | 830 | - | - | 1 501 | - |
| SMI | 822 | 418 | - | 1 626 | - | 693 | 574 | 515 | 1 325 | 957 |
| JTR | 361 | 319 | - | 873 | - | 826 | - | - | 2 255 | - |
| KGS | 1 041 | 1 338 | 200 | 5 259 | 406 | 1 899 | 1 381 | 992 | 2 789 | 764 |
| RHO | 2 613 | 2 266 | 773 | 5 962 | 1 063 | 3 241 | 2 525 | 1 778 | 5 161 | 1 161 |
| CHQ | 548 | 616 | - | 688 | - | 846 | 716 | - | 1 066 | 702 |
| HER | 4 064 | 3 564 | 1 823 | 8 083 | 2 046 | 8 021 | 5 674 | 4 080 | 9 657 | 4 297 |
| KVA | - | - | - | 2 041 | - | 518 | 195 | 450 | 1 437 | 576 |
| MJT | 284 | - | - | 891 | - | 392 | 215 | - | 959 | 124 |
| *GR | 365 | - | - | 1 585 | - | 934 | 157 | - | 2 435 | - |
| TUERKEI | 33 620 | 36 732 | 4 475 | 75 893 | 30 764 | 62 933 | 29 447 | 12 539 | 30 511 | 39 936 |
| DARUNTER:ANK | 4 066 | 5 806 | - | 7 376 | 7 513 | 9 602 | 3 093 | 444 | 2 732 | 3 557 |
| IST | 11 517 | 11 804 | 1 231 | 24 666 | 13 173 | 25 659 | 11 019 | 2 588 | 9 455 | 13 470 |
| IZM | 5 117 | 4 904 | 745 | 9 185 | 3 351 | 6 929 | 3 534 | 1 101 | 3 398 | 8 403 |
| DLM | 2 369 | 1 752 | 472 | 7 265 | 829 | 4 132 | 2 867 | 1 425 | 3 856 | 3 114 |
| AYT | 9 774 | 9 739 | 2 027 | 24 245 | 4 157 | 14 889 | 7 897 | 6 675 | 10 535 | 10 039 |
| *TR | 777 | 2 727 | - | 3 156 | 1 741 | 1 722 | 1 037 | 306 | 535 | 1 353 |
| ZYPERN | 1 145 | 830 | - | 2 225 | 159 | 3 899 | 796 | 742 | 2 245 | 401 |
| DARUNTER:LCA | 828 | 561 | - | 1 489 | 154 | 3 359 | 547 | 488 | 1 469 | 213 |
| *CY | 317 | 269 | - | 736 | - | 537 | 245 | 82 | 745 | 188 |
| SLOWENIEN | - | - | - | - | - | 4 584 | - | - | 1 040 | - |
| DARUNTER:LJU | - | - | - | - | - | 4 584 | - | - | 1 040 | - |
| KROATIEN | - | 368 | - | 1 376 | - | 7 481 | 423 | - | 2 029 | 301 |
| DARUNTER:ZAG | - | - | - | 352 | - | 6 133 | 412 | - | 1 769 | 301 |
| SPU | - | 368 | - | 642 | - | 1 317 | - | - | 155 | - |
| SERBIEN | - | - | - | 593 | 570 | 3 806 | 1 254 | - | 1 045 | - |
| DARUNTER:BEG | - | - | - | 189 | - | 3 806 | 510 | - | 1 045 | - |
| *YU | - | - | - | 404 | 570 | - | 744 | - | - | - |
| BOSNIEN-HERZEGOWINA | - | - | - | - | - | - | - | - | 8 | - |
| MAZEDONIEN | 2 094 | - | - | 2 050 | 186 | 659 | 886 | - | 82 | - |
| DARUNTER:SKP | 2 094 | - | - | 2 050 | 186 | 659 | 886 | - | 82 | - |
| UNGARN | 1 725 | - | - | 1 704 | 1 019 | 11 345 | 1 536 | 6 | 5 912 | 2 982 |
| DARUNTER:BUD | 1 725 | - | - | 1 704 | 1 019 | 11 345 | 1 536 | - | 5 905 | 2 982 |
| ALBANIEN | - | - | - | - | - | 643 | - | - | - | - |
| TSCHECH. REP. | 1 076 | 372 | - | 1 558 | 701 | 9 494 | 563 | 198 | 1 628 | - |
| DARUNTER:PRG | 1 076 | 372 | - | 1 558 | 701 | 9 494 | 563 | 198 | 1 628 | - |
| SLOWAKEI | - | - | - | - | - | 4 | - | - | 33 | - |
| RUMAENIEN | - | - | - | 351 | 182 | 5 143 | 157 | 1 | 2 053 | - |
| DARUNTER:BUH | - | - | - | 94 | - | 4 702 | - | - | 1 928 | - |
| BULGARIEN | 1 213 | 1 440 | 27 | 1 828 | 38 | 3 503 | 317 | 874 | 1 736 | 419 |
| DARUNTER:SOF | - | - | - | - | - | 2 697 | - | - | 1 581 | - |
| VAR | 900 | 666 | 27 | 1 082 | 38 | 509 | 274 | 397 | 155 | 419 |
| BOJ | 313 | 774 | - | 746 | - | 297 | 43 | 477 | - | - |
| RUSSLAND | 4 857 | 4 270 | - | 4 879 | 1 544 | 27 207 | 416 | 125 | 5 304 | 4 219 |
| DARUNTER:MW | 1 978 | - | - | 3 611 | 413 | 17 092 | 68 | - | 3 995 | 2 662 |
| LED | 2 518 | - | - | 1 268 | 106 | 7 802 | - | - | 1 309 | 1 557 |
| OVV | - | 1 411 | - | - | - | 725 | 16 | - | - | - |
| *RU | 361 | 2 859 | - | - | 836 | 800 | 332 | 125 | - | - |
| WEISSRUSSLAND | 52 | 488 | - | - | 1 | 2 191 | - | - | 476 | - |
| DARUNTER:MSQ | - | - | - | - | - | 2 191 | - | - | 476 | - |
| MOLDAVIEN | - | - | - | - | - | 797 | - | - | - | - |
| UKRAINE | - | - | - | - | 3 | 6 470 | - | - | 293 | - |
| DARUNTER:IEV | - | - | - | - | 3 | 6 470 | - | - | 293 | - |
| GEORGIEN | - | - | - | - | 23 | 1 335 | - | - | - | - |
| DARUNTER:TBS | - | - | - | - | 23 | 1 335 | - | - | - | - |
| ASERBAIDCHAN | - | - | - | - | - | 546 | - | - | - | - |
| KASACHSTAN | 108 | 2 363 | - | - | 908 | 2 348 | 148 | 790 | - | - |
| DARUNTER:ALA | 108 | 2 363 | - | - | 908 | 2 348 | 148 | 790 | - | - |
| KIRGISIEN | - | 564 | - | - | - | 373 | - | - | - | - |
| TURKMENISTAN | - | - | - | - | - | 110 | - | - | - | - |
| USBEKISTAN | - | - | - | - | - | 1 738 | - | - | - | - |
| DARUNTER:TAS | - | - | - | - | - | 1 738 | - | - | - | - |
| E U R O P A | 235 632 | 156 327 | 38 794 | 454 584 | 109 820 | 775 792 | 180 059 | 66 017 | 352 682 | 179 389 |
| DARUNTER: EU-LAENDER | 171 399 | 104 811 | 32 780 | 344 105 | 68 865 | 546 688 | 137 605 | 47 899 | 278 113 | 120 249 |
| AEGYPTEN | 470 | 338 | - | 2 140 | 623 | 9 045 | 822 | - | 2 722 | 537 |
| DARUNTER:CAI | - | - | - | - | 175 | 5 092 | 42 | - | 18 | - |
| ALY | - | - | - | - | - | 1 218 | - | - | - | - |
| LXR | 238 | - | - | 1 450 | 448 | 369 | 259 | - | 335 | 343 |
| HRG | 232 | 338 | - | 506 | - | 2 227 | 433 | - | 1 902 | 194 |
| TUNESIEN | 4 488 | 4 918 | 871 | 10 437 | 1 818 | 11 711 | 5 254 | 3 361 | 7 191 | 3 599 |
| DARUNTER:TUN | 907 | 420 | - | 700 | - | 3 976 | 379 | - | 426 | - |
| DJE | 764 | 966 | 193 | 2 125 | 523 | 2 202 | 1 362 | 581 | 1 655 | 534 |
| MIR | 2 817 | 3 463 | 678 | 7 012 | 1 295 | 5 225 | 3 513 | 2 780 | 4 889 | 3 065 |
| *TN | - | 69 | - | 600 | - | 308 | - | - | 221 | - |

JUNI 1996

MIT GEBIETEN AUSSERHALB DEUTSCHLANDS

HERKUNFTSFLUGPLATZ

| HERKUNFTSFLUGPLATZ | | | | | | | | NACH STRECKENZIELLAND | | |
|--------------------|----------------------|-----------------------|-------------------------|------------------|------------------|-----------------|----------|-----------------------|------|---------------------|
| (THF) | B E R L I N (SXF) | SAARBRUECKEN (SCN) | MUENSTER/ OSN. (FMO) | LEIPZIG (LEJ) | DRESDEN (DRS) | ERFURT (ERF) | SONSTIGE | INSGESAMT | BZW. | FLUGPLATZ |
| - | - | - | - | - | - | - | - | 7 796 | - | TRN |
| - | - | - | - | - | - | - | - | 3 102 | - | GOA |
| 57 | - | - | 12 | - | - | - | - | 6 074 | - | FLR |
| - | - | - | - | - | - | - | - | 8 662 | - | BLQ |
| - | - | - | - | - | - | - | - | 2 802 | - | PSA |
| - | - | - | - | - | - | - | - | 2 667 | - | RMI |
| - | - | 191 | - | 704 | 744 | - | - | 21 350 | - | NAP |
| - | - | - | - | - | - | - | - | 1 095 | - | BDS |
| - | - | - | - | - | - | - | - | 2 071 | - | CAG |
| 18 | - | - | - | - | - | - | - | 3 208 | - | OLB |
| - | - | - | - | - | - | - | - | 1 788 | - | PMO |
| - | - | - | - | - | - | - | - | 10 279 | - | CTA |
| 1 109 | 11 245 | 916 | 3 733 | 10 647 | 6 516 | 2 012 | - | 270 515 | - | GRIECHENLAND |
| - | 534 | - | - | 903 | 757 | - | - | 36 146 | - | DARUNTER:ATH |
| 274 | 1 835 | - | 542 | 1 287 | 790 | 374 | - | 46 565 | - | SKG |
| - | 1 635 | - | 484 | 2 233 | 1 286 | 480 | - | 31 471 | - | CFU |
| - | - | - | - | - | - | - | - | 1 943 | - | JSI |
| 259 | - | - | - | - | - | - | - | 4 056 | - | ZTH |
| 181 | - | - | - | - | - | - | - | 3 785 | - | JMK |
| - | - | - | - | - | - | - | - | 6 930 | - | SMI |
| 106 | - | - | - | - | - | - | - | 4 740 | - | JTR |
| - | 1 069 | - | 493 | 531 | - | - | - | 18 162 | - | KGS |
| - | 1 997 | 320 | 779 | 2 107 | 1 258 | 463 | - | 33 467 | - | RHO |
| - | 321 | - | - | - | - | - | - | 5 503 | - | CHQ |
| - | 3 566 | 596 | 1 435 | 3 586 | 2 425 | 695 | - | 63 612 | - | HER |
| 93 | - | - | - | - | - | - | - | 5 310 | - | KVA |
| 196 | - | - | - | - | - | - | - | 3 061 | - | MJT |
| - | 288 | - | - | - | - | - | - | 5 764 | - | *GR |
| - | 17 403 | 843 | 4 771 | 11 334 | 5 270 | 2 183 | - | 398 654 | - | TUERKEI |
| - | 2 872 | - | 285 | - | - | - | - | 47 346 | - | DARUNTER:ANK |
| - | 3 805 | - | 1 379 | - | - | - | - | 129 766 | - | IST |
| - | 866 | - | 515 | 472 | - | - | - | 48 520 | - | IZM |
| - | 1 445 | 252 | 638 | 1 367 | 533 | 145 | - | 32 461 | - | DLM |
| - | 6 939 | 591 | 1 954 | 9 495 | 4 737 | 2 038 | - | 125 731 | - | AYT |
| - | 1 476 | - | - | - | - | - | - | 14 830 | - | *TR |
| - | 3 326 | - | - | 1 542 | 954 | 249 | - | 18 513 | - | ZYPERN |
| - | 2 568 | - | - | 1 119 | 693 | 249 | - | 13 737 | - | DARUNTER:LCA |
| - | 758 | - | - | 423 | 261 | - | - | 4 561 | - | *CY |
| - | 174 | - | - | 202 | - | - | - | 6 000 | - | SLOWENIEN |
| - | 174 | - | - | 202 | - | - | - | 6 000 | - | DARUNTER:LJU |
| - | 372 | - | - | 281 | - | - | - | 12 631 | - | KROATIEN |
| - | - | - | - | - | - | - | - | 8 967 | - | DARUNTER:ZAG |
| - | 276 | - | - | 79 | - | - | - | 2 837 | - | SPU |
| - | 751 | - | - | - | - | - | - | 8 019 | - | SERBIEN |
| - | 698 | - | - | - | - | - | - | 6 248 | - | DARUNTER:BEG |
| - | 53 | - | - | - | - | - | - | 1 771 | - | *YU |
| - | - | - | - | - | - | - | - | 8 | - | BOSNIEN-HERZEGOWINA |
| - | 964 | - | - | - | - | - | - | 6 921 | - | MAZEDONIEN |
| - | 964 | - | - | - | - | - | - | 6 921 | - | DARUNTER:SKP |
| - | - | - | - | - | - | - | - | 26 229 | - | UNGARN |
| - | - | - | - | - | - | - | - | 26 216 | - | DARUNTER:BUD |
| - | - | - | - | - | - | - | - | 643 | - | ALBANIEN |
| 819 | - | - | - | - | - | - | 27 | 16 436 | - | TSCHECH.REP |
| 819 | - | - | - | - | - | - | 27 | 16 436 | - | DARUNTER:PRG |
| 155 | - | - | - | 1 | 2 | - | - | 195 | - | SLOWAKEI |
| - | 1 072 | - | - | - | - | - | - | 8 959 | - | RUMAENIEN |
| - | 430 | - | - | - | - | - | - | 7 154 | - | DARUNTER:BUH |
| - | 9 086 | - | - | 5 559 | 2 533 | 2 036 | - | 30 609 | - | BULGARIEN |
| - | 1 003 | - | - | 51 | - | - | - | 5 332 | - | DARUNTER:SOF |
| - | 3 524 | - | - | 2 135 | 979 | 998 | - | 12 103 | - | VAR |
| - | 4 559 | - | - | 3 218 | 1 554 | 1 038 | - | 13 019 | - | BOJ |
| 8 | 6 329 | - | - | 384 | 7 | - | - | 59 549 | - | RUSSLAND |
| - | 4 506 | - | - | 384 | 7 | - | - | 34 716 | - | DARUNTER:MOW |
| 8 | 1 634 | - | - | - | - | - | - | 16 202 | - | LED |
| - | - | - | - | - | - | - | - | 2 152 | - | OVB |
| - | 189 | - | - | - | - | - | - | 5 502 | - | *RU |
| - | 390 | - | 114 | - | - | - | - | 3 712 | - | WEISSRUSSLAND |
| - | 390 | - | - | - | - | - | - | 3 057 | - | DARUNTER:MSQ |
| - | - | - | - | - | - | - | - | 797 | - | MOLDAVIEN |
| - | 817 | - | 3 | - | - | - | - | 7 586 | - | UKRAINE |
| - | 817 | - | 3 | - | - | - | - | 7 586 | - | DARUNTER:IEV |
| - | 108 | - | - | - | - | - | - | 1 466 | - | GEORGIEN |
| - | 108 | - | - | - | - | - | - | 1 466 | - | DARUNTER:TBS |
| - | - | - | - | - | - | - | - | 546 | - | ASERBAIDCHAN |
| - | - | - | 113 | - | - | - | - | 6 778 | - | KASACHSTAN |
| - | - | - | 113 | - | - | - | - | 6 778 | - | DARUNTER:ALA |
| - | - | - | - | - | - | - | - | 937 | - | KIRGISIEN |
| - | - | - | - | - | - | - | - | 110 | - | TURKMENISTAN |
| - | - | - | - | - | - | - | - | 1 738 | - | USBEKISTAN |
| - | - | - | - | - | - | - | - | 1 738 | - | DARUNTER:TAS |
| 16 071 | 84 505 | 10 531 | 31 412 | 64 762 | 35 981 | 13 025 | 68 | 2 805 451 | - | E U R O P A |
| 13 037 | 42 097 | 9 688 | 25 893 | 44 002 | 25 302 | 8 557 | 41 | 2 021 131 | - | DARUNTER:EU-LAENDER |
| - | 1 572 | - | - | 1 309 | - | - | - | 19 578 | - | AEGYPTEN |
| - | 689 | - | - | - | - | - | - | 6 016 | - | DARUNTER:CAI |
| - | - | - | - | - | - | - | - | 1 218 | - | ALY |
| - | - | - | - | 370 | - | - | - | 3 812 | - | LXR |
| - | 883 | - | - | 939 | - | - | - | 7 654 | - | HRG |
| - | 6 035 | 863 | 1 053 | 5 801 | 3 435 | 1 406 | - | 72 241 | - | TUNESIEN |
| - | 1 343 | - | - | 451 | 317 | 53 | - | 8 972 | - | DARUNTER:TUN |
| - | 722 | 269 | 234 | 730 | 449 | 120 | - | 13 429 | - | DJE |
| - | 3 782 | 594 | 819 | 4 620 | 2 669 | 1 233 | - | 48 454 | - | MIR |
| - | 188 | - | - | - | - | - | - | 1 386 | - | *TN |

5 PERSONENVERKEHR
 5. 2 VERFLECHTUNG IM VERKEHR
 5. 2. 1 EINSTEIGER

| NACH STRECKENZIELLAND | | VON STRECKEN | | | | | | | | | |
|-----------------------|-----------|------------------|-------------------|-----------------|----------------------|---------------------|--------------------|--------------------|--------------------|-------------------|-----------------|
| BZW. ----- | FLUGPLATZ | HAMBURG (HAM) | HANNOVER (HAJ) | BREMEN (BRE) | DUESSELDORF (DUS) | KOELN/BONN (CGN) | FRANKFURT (FRA) | STUTTGART (STR) | NUERNBERG (NUE) | MUENCHEN (MUC) | BERLIN (TXL) |
| EINSTEIGER | | | | | | | | | | | |
| ----- | | | | | | | | | | | |
| INSGESAMT | | | | | | | | | | | |
| ----- | | | | | | | | | | | |
| ALGERIEN | | - | - | - | - | - | 608 | - | - | - | - |
| MAROKKO | | 560 | 695 | - | 1 855 | 207 | 3 821 | 700 | 296 | 1 249 | 511 |
| DARUNTER: CAS | | - | - | - | - | - | 1 903 | - | - | - | - |
| AGA | | 560 | 695 | - | 1 614 | - | 1 076 | 700 | 296 | 1 103 | 511 |
| KAP VERDE | | - | - | - | - | - | 268 | - | - | - | - |
| SENEGAL | | - | - | - | - | - | 477 | - | - | - | - |
| GHANA | | - | - | - | 452 | - | 707 | - | - | - | - |
| DARUNTER: ACC | | - | - | - | 452 | - | 707 | - | - | - | - |
| NIGERIA | | - | - | - | - | - | 1 595 | - | - | - | - |
| DARUNTER: LOS | | - | - | - | - | - | 1 595 | - | - | - | - |
| SUDAN | | - | - | - | - | - | 287 | - | - | - | - |
| ERITHREA | | - | - | - | - | - | 907 | - | - | - | - |
| AETHIOPIEN | | - | - | - | - | - | 2 276 | - | - | - | - |
| DARUNTER: ADD | | - | - | - | - | - | 2 276 | - | - | - | - |
| KENIA | | 233 | - | - | 1 393 | - | 4 399 | - | - | 2 483 | - |
| DARUNTER: NBO | | - | - | - | - | - | 2 123 | - | - | - | - |
| MBA | | 233 | - | - | 1 393 | - | 2 276 | - | - | 2 483 | - |
| SIMBABWE | | - | - | - | - | - | 976 | - | - | - | - |
| NAMIBIA | | - | - | - | - | - | 1 999 | - | - | 633 | - |
| DARUNTER: WDH | | - | - | - | - | - | 1 999 | - | - | 633 | - |
| MADAGASKAR | | - | - | - | - | - | 172 | - | - | - | - |
| SESCHELLEN | | - | - | - | - | - | 877 | - | - | - | - |
| MAURITIUS | | - | - | - | - | - | 941 | - | - | 736 | - |
| DARUNTER: MRU | | - | - | - | - | - | 941 | - | - | 736 | - |
| SUEDAFRIKA | | - | - | - | - | - | 8 435 | - | - | 841 | - |
| DARUNTER: JNB | | - | - | - | - | - | 6 635 | - | - | 291 | - |
| CPT | | - | - | - | - | - | 1 800 | - | - | 224 | - |
| A F R I K A | | 5 751 | 5 951 | 871 | 16 277 | 2 648 | 49 501 | 6 776 | 3 657 | 15 855 | 4 647 |
| | | | | | | | | | | | |
| KANADA | | 1 615 | - | - | 2 306 | 47 | 47 250 | - | - | - | - |
| DARUNTER: YTO | | 450 | - | - | 1 419 | - | 21 487 | - | - | - | - |
| YVR | | 380 | - | - | 582 | - | 15 399 | - | - | - | - |
| YYC | | 407 | - | - | 305 | - | 9 829 | - | - | - | - |
| USA | | - | - | - | 20 031 | 1 936 | 235 742 | 1 904 | - | 27 809 | 5 297 |
| DARUNTER: NYC | | - | - | - | 7 183 | - | 47 036 | - | - | 5 326 | 5 297 |
| CHI | | - | - | - | 3 906 | - | 24 559 | - | - | 6 122 | - |
| BOS | | - | - | - | - | - | 13 013 | - | - | - | - |
| PHL | | - | - | - | - | - | 5 606 | - | - | 4 542 | - |
| WAS | | - | - | - | - | - | 20 843 | - | - | - | - |
| DET | | - | - | - | - | - | 15 118 | - | - | - | - |
| PIT | | - | - | - | - | - | 5 682 | - | - | - | - |
| CVG | | - | - | - | - | - | 7 134 | - | - | - | - |
| ATL | | - | - | - | - | - | 19 430 | 1 904 | - | 5 612 | - |
| CLT | | - | - | - | - | - | 1 272 | - | - | - | - |
| MIA | | - | - | - | 2 023 | - | 11 958 | - | - | 1 220 | - |
| ORL | | - | - | - | 1 160 | - | 4 748 | - | - | - | - |
| *U2 | | - | - | - | 2 035 | 718 | 1 084 | - | - | - | - |
| MSP | | - | - | - | - | - | 2 323 | - | - | - | - |
| DAL | | - | - | - | - | - | 10 661 | - | - | - | - |
| HOU | | - | - | - | - | - | 2 018 | - | - | - | - |
| SEA | | - | - | - | - | - | 1 398 | - | - | 595 | - |
| SFO | | - | - | - | 1 139 | - | 11 845 | - | - | 3 134 | - |
| LAX | | - | - | - | 2 585 | 273 | 21 351 | - | - | 761 | - |
| DEN | | - | - | - | - | - | 2 945 | - | - | - | - |
| LAS | | - | - | - | - | 945 | 1 864 | - | - | - | - |
| ANC | | - | - | - | - | - | 1 860 | - | - | 497 | - |
| MEXIKO | | - | - | - | 1 690 | 1 506 | 5 738 | - | - | - | 22 |
| DARUNTER: MEX | | - | - | - | 53 | 4 | 4 874 | - | - | - | - |
| *MX | | - | - | - | 1 457 | 1 502 | 864 | - | - | - | 22 |
| COSTA RICA | | - | - | - | 279 | - | 303 | - | - | - | - |
| KUBA | | - | - | - | 1 537 | 213 | 1 409 | - | - | - | - |
| DARUNTER: HAV | | - | - | - | - | 174 | 238 | - | - | - | - |
| VRA | | - | - | - | 1 040 | - | 583 | - | - | - | - |
| *CU | | - | - | - | 497 | 39 | 588 | - | - | - | - |
| BAHAMAS | | - | - | - | - | - | 724 | - | - | - | - |
| JAMAICA | | - | - | - | 747 | - | 680 | - | - | - | - |
| DARUNTER: MBJ | | - | - | - | 747 | - | 680 | - | - | - | - |
| DOMINIK. REP. | | 1 717 | 926 | - | 7 831 | 1 142 | 5 914 | 495 | - | 2 748 | - |
| DARUNTER: SDQ | | - | - | - | 1 231 | - | 1 030 | - | - | 211 | - |
| POP | | 943 | 84 | - | 3 639 | 581 | 2 313 | 198 | - | 1 165 | - |
| *DO | | 774 | 842 | - | 2 961 | 561 | 2 571 | 297 | - | 1 372 | - |
| ANTIGUA-BARB. | | - | - | - | - | - | 191 | - | - | - | - |
| BARBADOS | | - | - | - | - | 318 | 305 | - | - | - | - |
| TRINID. U. TOB. | | - | - | - | - | - | 183 | - | - | - | - |
| ST. LUCIA | | - | - | - | - | - | 486 | - | - | - | - |
| SONST. WESTIN. | | - | - | - | - | - | 132 | - | - | - | - |
| KOLUMBIEN | | - | - | - | - | - | 2 388 | - | - | - | - |
| DARUNTER: BOG | | - | - | - | - | - | 2 388 | - | - | - | - |
| VENEZUELA | | - | - | - | 1 196 | 456 | 1 831 | - | - | - | - |
| DARUNTER: CCS | | - | - | - | - | - | 1 359 | - | - | - | - |
| PMV | | - | - | - | 1 196 | 456 | 472 | - | - | - | - |
| BRASILIEN | | - | - | - | - | 130 | 9 726 | - | - | - | - |
| DARUNTER: RIO | | - | - | - | - | - | 3 782 | - | - | - | - |
| SAO | | - | - | - | - | - | 5 942 | - | - | - | - |
| ECUADOR | | - | - | - | - | - | 825 | - | - | - | - |
| PERU | | - | - | - | - | - | 1 197 | - | - | - | - |
| DARUNTER: LIM | | - | - | - | - | - | 1 197 | - | - | - | - |
| ARGENTINIEN | | - | - | - | - | - | 2 733 | - | - | - | - |
| DARUNTER: BUE | | - | - | - | - | - | 2 733 | - | - | - | - |
| CHILE | | - | - | - | - | - | 1 656 | - | - | - | - |
| DARUNTER: SCL | | - | - | - | - | - | 1 656 | - | - | - | - |
| A M E R I K A | | 3 332 | 926 | - | 35 617 | 5 748 | 319 413 | 2 399 | - | 30 557 | 5 319 |

JUNI 1996

MIT GEBIETEN AUSSERHALB DEUTSCHLANDS

| HERKUNFTSFLUGPLATZ | | | | | | | | NACH STRECKENZIELLAND | | |
|----------------------|-------|-----------------------|-------------------------|------------------|------------------|-----------------|----------|-----------------------|-----------------|-----------|
| B E R L I N (THF) | (SXF) | SAARBRUECKEN (SCN) | MUENSTER/ OSN. (FMO) | LEIPZIG (LEJ) | DRESDEN (DRS) | ERFURT (ERF) | SONSTIGE | INSGESAMT | BZW. | FLUGPLATZ |
| - | - | - | - | - | - | - | - | 608 | EINSTEIGER | |
| - | 695 | - | - | 956 | 277 | 150 | - | 11 972 | ALGERIEN | |
| - | - | - | - | - | - | - | - | 1 903 | MAROKKO | |
| - | 695 | - | - | 956 | 277 | 150 | - | 8 633 | DARUNTER: CAS | |
| - | - | - | - | - | - | - | - | 268 | AGA | |
| - | - | - | - | - | - | - | - | 477 | KAP VERDE | |
| - | - | - | - | - | - | - | - | 1 159 | SENEGAL | |
| - | - | - | - | - | - | - | - | 1 159 | GHANA | |
| - | - | - | - | - | - | - | - | 1 595 | DARUNTER: ACC | |
| - | - | - | - | - | - | - | - | 1 595 | NIGERIA | |
| - | - | - | - | - | - | - | - | 287 | DARUNTER: LOS | |
| - | - | - | - | - | - | - | - | 907 | SUDAN | |
| - | - | - | - | - | - | - | - | 2 276 | ERITHREA | |
| - | - | - | - | - | - | - | - | 2 276 | AETHIOPIEN | |
| - | 797 | - | - | - | - | - | - | 9 305 | DARUNTER: ADD | |
| - | - | - | - | - | - | - | - | 2 123 | KENIA | |
| - | 797 | - | - | - | - | - | - | 7 182 | DARUNTER: NBO | |
| - | - | - | - | - | - | - | - | 976 | MBA | |
| - | - | - | - | - | - | - | - | 2 632 | SIMBABWE | |
| - | - | - | - | - | - | - | - | 2 632 | NAMIBIA | |
| - | - | - | - | - | - | - | - | 172 | DARUNTER: WDH | |
| - | - | - | - | - | - | - | - | 877 | MADAGASKAR | |
| - | - | - | - | - | - | - | - | 1 677 | SESCHELLEN | |
| - | - | - | - | - | - | - | - | 1 677 | MAURITIUS | |
| - | - | - | - | - | - | - | - | 9 276 | DARUNTER: MRU | |
| - | - | - | - | - | - | - | - | 6 926 | SUEDAFRIKA | |
| - | - | - | - | - | - | - | - | 2 024 | DARUNTER: JNB | |
| - | - | - | - | - | - | - | - | - | CPT | |
| - | 9 099 | 863 | 1 053 | 8 066 | 3 712 | 1 556 | - | 136 283 | A F R I K A | |
| - | - | - | - | - | - | - | - | 51 218 | KANADA | |
| - | - | - | - | - | - | - | - | 23 356 | DARUNTER: YTO | |
| - | - | - | - | - | - | - | - | 16 361 | YVR | |
| - | - | - | - | - | - | - | - | 10 541 | YYC | |
| - | 184 | - | - | - | - | - | - | 292 903 | USA | |
| - | - | - | - | - | - | - | - | 64 842 | DARUNTER: NYC | |
| - | - | - | - | - | - | - | - | 34 587 | CHI | |
| - | - | - | - | - | - | - | - | 13 013 | BOS | |
| - | - | - | - | - | - | - | - | 10 148 | PHL | |
| - | - | - | - | - | - | - | - | 20 843 | WAS | |
| - | - | - | - | - | - | - | - | 15 118 | DET | |
| - | - | - | - | - | - | - | - | 5 682 | PIT | |
| - | - | - | - | - | - | - | - | 7 134 | CVG | |
| - | - | - | - | - | - | - | - | 26 946 | ATL | |
| - | - | - | - | - | - | - | - | 1 272 | CLT | |
| - | - | - | - | - | - | - | - | 15 201 | MIA | |
| - | - | - | - | - | - | - | - | 5 908 | ORL | |
| - | - | - | - | - | - | - | - | 3 837 | *U2 | |
| - | - | - | - | - | - | - | - | 2 323 | MSP | |
| - | - | - | - | - | - | - | - | 10 661 | DAL | |
| - | - | - | - | - | - | - | - | 2 018 | HOU | |
| - | - | - | - | - | - | - | - | 1 993 | SEA | |
| - | - | - | - | - | - | - | - | 16 118 | SFO | |
| - | 184 | - | - | - | - | - | - | 25 154 | LAX | |
| - | - | - | - | - | - | - | - | 2 945 | DEN | |
| - | - | - | - | - | - | - | - | 2 809 | LAS | |
| - | - | - | - | - | - | - | - | 2 357 | ANC | |
| - | 1 470 | - | - | - | - | - | - | 10 426 | MEXIKO | |
| - | 84 | - | - | - | - | - | - | 5 015 | DARUNTER: MEX | |
| - | 676 | - | - | - | - | - | - | 4 521 | *MX | |
| - | - | - | - | - | - | - | - | 582 | COSTA RICA | |
| - | 596 | - | - | - | - | - | - | 3 755 | KUBA | |
| - | 596 | - | - | - | - | - | - | 1 008 | DARUNTER: HAV | |
| - | - | - | - | - | - | - | - | 1 623 | VRA | |
| - | - | - | - | - | - | - | - | 1 124 | *CU | |
| - | - | - | - | - | - | - | - | 724 | BAHAMAS | |
| - | - | - | - | - | - | - | - | 1 427 | JAMAICA | |
| - | - | - | - | - | - | - | - | 1 427 | DARUNTER: MBJ | |
| - | 1 858 | - | - | - | - | - | - | 22 631 | DOMINIK. REP | |
| - | - | - | - | - | - | - | - | 2 472 | DARUNTER: SDQ | |
| - | 950 | - | - | - | - | - | - | 9 873 | POP | |
| - | 908 | - | - | - | - | - | - | 10 286 | *DO | |
| - | - | - | - | - | - | - | - | 191 | ANTIGUA-BARB. | |
| - | - | - | - | - | - | - | - | 623 | BARBADOS | |
| - | - | - | - | - | - | - | - | 183 | TRINID. U. TOB. | |
| - | - | - | - | - | - | - | - | 486 | ST. LUCIA | |
| - | - | - | - | - | - | - | - | 132 | SONST. WESTIN. | |
| - | - | - | - | - | - | - | - | 2 388 | KOLUMBIEN | |
| - | - | - | - | - | - | - | - | 2 388 | DARUNTER: BOG | |
| - | - | - | - | - | - | - | - | 3 483 | VENEZUELA | |
| - | - | - | - | - | - | - | - | 1 359 | DARUNTER: CCS | |
| - | - | - | - | - | - | - | - | 2 124 | PMV | |
| - | - | - | - | - | - | - | - | 9 856 | BRASILIEN | |
| - | - | - | - | - | - | - | - | 3 782 | DARUNTER: RIO | |
| - | - | - | - | - | - | - | - | 5 942 | SAO | |
| - | - | - | - | - | - | - | - | 825 | ECUADOR | |
| - | - | - | - | - | - | - | - | 1 197 | PERU | |
| - | - | - | - | - | - | - | - | 1 197 | DARUNTER: LIM | |
| - | - | - | - | - | - | - | - | 2 733 | ARGENTINIEN | |
| - | - | - | - | - | - | - | - | 2 733 | DARUNTER: BUE | |
| - | - | - | - | - | - | - | - | 1 656 | CHILE | |
| - | - | - | - | - | - | - | - | 1 656 | DARUNTER: SCL | |
| - | 4 108 | - | - | - | - | - | - | 407 419 | A M E R I K A | |

5 PERSONENVERKEHR

 5. 2 VERFLECHTUNG IM VERKEHR

 5. 2. 1 EINSTEIGER

| NACH STRECKENZIELLAND | | VON STRECKEN | | | | | | | | | |
|------------------------|-----------|------------------|-------------------|-----------------|----------------------|---------------------|--------------------|--------------------|--------------------|-------------------|-----------------|
| BZW. ----- | FLUGPLATZ | HAMBURG (HAM) | HANNOVER (HAJ) | BREMEN (BRE) | DUESSELDORF (DUS) | KOELN/BONN (CGN) | FRANKFURT (FRA) | STUTTGART (STR) | NUERNBERG (NUE) | MUENCHEN (MUC) | BERLIN (TXL) |
| EINSTEIGER | | | | | | | | | | | |
| ----- | | | | | | | | | | | |
| INSGESAMT | | | | | | | | | | | |
| ----- | | | | | | | | | | | |
| LIBANON | | - | - | - | 34 | - | 1 672 | - | - | - | - |
| DARUNTER:BEY | | - | - | - | 34 | - | 1 672 | - | - | - | - |
| ISRAEL | | - | 211 | - | - | 171 | 9 987 | 320 | - | 3 384 | - |
| DARUNTER:TLV | | - | 211 | - | - | 171 | 9 950 | 309 | - | 3 343 | - |
| JORDANIEN | | - | - | - | - | - | 1 082 | - | - | 152 | 471 |
| DARUNTER:AMM | | - | - | - | - | - | 1 082 | - | - | 152 | 471 |
| SYRIEN | | - | - | - | - | - | 2 005 | - | - | 103 | - |
| DARUNTER:DAM | | - | - | - | - | - | 1 836 | - | - | 103 | - |
| IRAN | 1 669 | - | - | - | - | - | 4 834 | - | - | - | - |
| DARUNTER:THR | 1 669 | - | - | - | - | - | 4 834 | - | - | - | - |
| KUWEIT | | - | - | - | - | - | 1 249 | - | - | 305 | - |
| DARUNTER:KWI | | - | - | - | - | - | 1 249 | - | - | 305 | - |
| BAHRAIN | | - | - | - | - | - | 1 063 | - | - | - | - |
| DARUNTER:BAH | | - | - | - | - | - | 1 063 | - | - | - | - |
| KATAR | | - | - | - | - | - | 230 | - | - | - | - |
| SAUDI-ARAB. | | - | - | - | - | 10 | 2 297 | - | - | - | - |
| DARUNTER:JED | | - | - | - | - | 10 | 1 276 | - | - | - | - |
| RUH | | - | - | - | - | - | 1 021 | - | - | - | - |
| JEMEN | | - | - | - | - | - | 827 | - | - | - | - |
| OMAN | | - | - | - | - | 3 | 111 | - | - | - | - |
| V.A.EMIRATE | | - | - | - | - | - | 4 641 | - | - | - | - |
| DARUNTER:DXB | | - | - | - | - | - | 3 896 | - | - | - | - |
| PAKISTAN | | - | - | - | - | - | 2 805 | - | - | - | - |
| DARUNTER:KHI | | - | - | - | - | - | 2 322 | - | - | - | - |
| BANGLADESCH | | - | - | - | - | - | 56 | - | - | - | - |
| INDIEN | | - | - | - | - | - | 20 067 | - | - | - | - |
| DARUNTER:DEL | | - | - | - | - | - | 6 901 | - | - | - | - |
| BOM | | - | - | - | - | - | 10 410 | - | - | - | - |
| MAA | | - | - | - | - | - | 2 714 | - | - | - | - |
| NEPAL | | - | - | - | - | - | 1 047 | - | - | - | - |
| DARUNTER:KTM | | - | - | - | - | - | 1 047 | - | - | - | - |
| SRI LANKA | | - | - | - | - | - | 1 374 | - | - | 1 394 | - |
| DARUNTER:CMB | | - | - | - | - | - | 1 374 | - | - | 1 394 | - |
| MALEDIVEN | | - | - | - | 899 | - | 970 | - | - | 1 813 | - |
| DARUNTER:MLE | | - | - | - | 899 | - | 970 | - | - | 1 813 | - |
| THAILAND | | - | - | - | - | - | 15 495 | - | - | 1 757 | - |
| DARUNTER:BKK | | - | - | - | - | - | 15 286 | - | - | 1 757 | - |
| VIETNAM | | - | - | - | - | - | 1 157 | - | - | - | 214 |
| DARUNTER:SGN | | - | - | - | - | - | 1 157 | - | - | - | 214 |
| MALAYSIA | | - | - | - | - | - | 3 172 | - | - | 649 | - |
| DARUNTER:KUL | | - | - | - | - | - | 3 172 | - | - | 649 | - |
| SINGAPUR | | - | - | - | - | - | 14 777 | - | - | - | - |
| DARUNTER:SIN | | - | - | - | - | - | 14 777 | - | - | - | - |
| BRUNEI | | - | - | - | - | - | 177 | - | - | - | - |
| INDONESIEN | | - | - | - | - | - | 7 055 | - | - | 745 | - |
| DARUNTER:JKT | | - | - | - | - | - | 4 379 | - | - | - | - |
| DPS | | - | - | - | - | - | 2 234 | - | - | 745 | - |
| PHILIPPINEN | | - | - | - | - | - | 7 052 | - | - | - | - |
| DARUNTER:MNL | | - | - | - | - | - | 7 052 | - | - | - | - |
| HONGKONG (BRIT) | | - | - | - | - | - | 15 794 | - | - | - | - |
| DARUNTER:HKG | | - | - | - | - | - | 15 794 | - | - | - | - |
| TAIWAN | | - | - | - | - | - | 2 136 | - | - | - | - |
| DARUNTER:TPE | | - | - | - | - | - | 2 136 | - | - | - | - |
| JAPAN | | - | - | - | - | - | 23 703 | - | - | 1 244 | - |
| DARUNTER:TYO | | - | - | - | - | - | 19 435 | - | - | - | - |
| OSA | | - | - | - | - | - | 2 751 | - | - | 1 244 | - |
| NGO | | - | - | - | - | - | 1 517 | - | - | - | - |
| KOREA REP. | | - | - | - | - | - | 11 032 | - | - | - | - |
| DARUNTER:SEL | | - | - | - | - | - | 11 032 | - | - | - | - |
| KOREA DEM.VR | | - | - | - | - | - | - | - | - | - | - |
| CHINA | | - | - | - | - | - | 8 911 | - | - | - | - |
| DARUNTER:PEK | | - | - | - | - | - | 6 995 | - | - | - | - |
| SHA | | - | - | - | - | - | 1 916 | - | - | - | - |
| A S I E N | | 1 669 | 211 | - | 933 | 184 | 166 778 | 320 | - | 11 546 | 685 |
| | | | | | | | | | | | |
| AUSTRALIEN | | - | - | - | - | - | 1 366 | - | - | - | - |
| DARUNTER:SYD | | - | - | - | - | - | 1 366 | - | - | - | - |
| NEUSEELAND | | - | - | - | - | - | 640 | - | - | - | - |
| AUSTRALIEN/OZEANIEN... | | - | - | - | - | - | 2 006 | - | - | - | - |
| | | | | | | | | | | | |
| I N S G E S A M T .. | | 246 384 | 163 415 | 39 665 | 507 411 | 118 400 | 1 313 490 | 189 554 | 69 674 | 410 640 | 190 040 |

JUNI 1996

MIT GEBIETEN AUSSERHALB DEUTSCHLANDS

| HERKUNFTSFLUGPLATZ | | | | | | | | NACH STRECKENZIELLAND | | |
|----------------------|---------|-----------------------|-------------------------|------------------|------------------|-----------------|----------|-----------------------|---------------------|-----------|
| B E R L I N (THF) | (SKF) | SAARBRUECKEN (SCN) | MUENSTER/ OSN. (FMO) | LEIPZIG (LEJ) | DRESDEN (DRS) | ERFURT (ERF) | SONSTIGE | INSGESAMT | BZW. | FLUGPLATZ |
| - | 1 346 | - | - | - | - | - | - | 3 052 | EINSTEIGER | |
| - | 1 346 | - | - | - | - | - | - | 3 052 | LIBANON | |
| - | 1 261 | - | - | - | - | - | - | 15 334 | DARUNTER: BEY | |
| - | 1 261 | - | - | - | - | - | - | 15 245 | ISRAEL | |
| - | - | - | - | - | - | - | - | 1 705 | DARUNTER: TLV | |
| - | - | - | - | - | - | - | - | 1 705 | JORDANIEN | |
| - | 492 | - | - | - | - | - | - | 2 600 | DARUNTER: AMM | |
| - | 310 | - | - | - | - | - | - | 2 249 | SYRIEN | |
| - | - | - | - | - | - | - | - | 6 503 | DARUNTER: DAM | |
| - | - | - | - | - | - | - | - | 6 503 | IRAN | |
| - | - | - | - | - | - | - | - | 1 554 | DARUNTER: THR | |
| - | - | - | - | - | - | - | - | 1 554 | KUWEIT | |
| - | - | - | - | - | - | - | - | 1 063 | DARUNTER: KWI | |
| - | - | - | - | - | - | - | - | 1 063 | BAHRAIN | |
| - | - | - | - | - | - | - | - | 230 | DARUNTER: BAH | |
| - | - | - | - | - | - | - | - | 2 307 | KATAR | |
| - | - | - | - | - | - | - | - | 1 286 | SAUDI-ARAB. | |
| - | - | - | - | - | - | - | - | 1 021 | DARUNTER: JED | |
| - | - | - | - | - | - | - | - | 827 | RUH | |
| - | - | - | - | - | - | - | - | 114 | JEMEN | |
| - | - | - | - | - | - | - | - | 4 641 | OMAN | |
| - | - | - | - | - | - | - | - | 3 896 | V. A. EMIRATE | |
| - | - | - | - | - | - | - | - | 2 805 | DARUNTER: DXB | |
| - | - | - | - | - | - | - | - | 2 322 | PAKISTAN | |
| - | - | - | - | - | - | - | - | 56 | DARUNTER: KHI | |
| - | - | - | - | - | - | - | - | 20 067 | BANGLADESCH | |
| - | - | - | - | - | - | - | - | 6 901 | INDIEN | |
| - | - | - | - | - | - | - | - | 10 410 | DARUNTER: DEL | |
| - | - | - | - | - | - | - | - | 2 714 | BOM | |
| - | - | - | - | - | - | - | - | 1 047 | MAA | |
| - | - | - | - | - | - | - | - | 1 047 | NEPAL | |
| - | - | - | - | - | - | - | - | 2 768 | DARUNTER: KTM | |
| - | - | - | - | - | - | - | - | 2 768 | SRI LANKA | |
| - | - | - | - | - | - | - | - | 3 682 | DARUNTER: CMB | |
| - | - | - | - | - | - | - | - | 3 682 | MALEDIVEN | |
| - | - | - | - | - | - | - | - | 17 252 | DARUNTER: MLE | |
| - | - | - | - | - | - | - | - | 17 043 | THAILAND | |
| - | - | - | - | - | - | - | - | 1 371 | DARUNTER: BKK | |
| - | - | - | - | - | - | - | - | 1 157 | VIETNAM | |
| - | - | - | - | - | - | - | - | 3 821 | DARUNTER: SGN | |
| - | - | - | - | - | - | - | - | 3 821 | MALAYSIA | |
| - | 1 105 | - | - | - | - | - | - | 15 882 | DARUNTER: KUL | |
| - | 1 105 | - | - | - | - | - | - | 15 882 | SINGAPUR | |
| - | - | - | - | - | - | - | - | 177 | DARUNTER: SIN | |
| - | - | - | - | - | - | - | - | 7 800 | BRUNEI | |
| - | - | - | - | - | - | - | - | 4 379 | INDONESIEN | |
| - | - | - | - | - | - | - | - | 2 979 | DARUNTER: JKT | |
| - | - | - | - | - | - | - | - | 7 052 | DPS | |
| - | - | - | - | - | - | - | - | 7 052 | PHILIPPINEN | |
| - | - | - | - | - | - | - | - | 15 794 | DARUNTER: MNL | |
| - | - | - | - | - | - | - | - | 15 794 | HONGKONG (BRIT) | |
| - | - | - | - | - | - | - | - | 2 136 | DARUNTER: HKG | |
| - | - | - | - | - | - | - | - | 2 136 | TAIWAN | |
| - | - | - | - | - | - | - | - | 24 947 | DARUNTER: TPE | |
| - | - | - | - | - | - | - | - | 19 435 | JAPAN | |
| - | - | - | - | - | - | - | - | 3 995 | DARUNTER: TYO | |
| - | - | - | - | - | - | - | - | 1 517 | OSA | |
| - | - | - | - | - | - | - | - | 11 032 | NGO | |
| - | - | - | - | - | - | - | - | 11 032 | KOREA REP. | |
| - | 17 | - | - | - | - | - | - | 17 | DARUNTER: SEL | |
| - | 308 | - | - | - | - | - | - | 9 219 | KOREA DEM. VR | |
| - | 308 | - | - | - | - | - | - | 7 303 | CHINA | |
| - | - | - | - | - | - | - | - | 1 916 | DARUNTER: PEK | |
| - | - | - | - | - | - | - | - | - | SHA | |
| - | 4 529 | - | - | - | - | - | - | 186 855 | A S I E N | |
| - | - | - | - | - | - | - | - | 1 366 | AUSTRALIEN | |
| - | - | - | - | - | - | - | - | 1 366 | DARUNTER: SYD | |
| - | - | - | - | - | - | - | - | 640 | NEUSEELAND | |
| - | - | - | - | - | - | - | - | 2 006 | AUSTRALIEN/OZEANIEN | |
| 16 071 | 102 241 | 11 394 | 32 465 | 72 828 | 39 693 | 14 581 | 68 | 3 538 014 | I N S G E S A M T | |

JUNI 1996

MIT GEBIETEN AUSSERHALB DEUTSCHLANDS

ZIELFLUGPLATZ

VON STRECKENHERKUNFTS-

| (THF) | B E R L I N (SXF) | SAARBUECKEN (SCN) | MUENSTER/ OSN. (FMO) | LEIPZIG (LEJ) | DRESDEN (DRS) | ERFURT (ERF) | SONSTIGE | INSGESAMT | LAND. BZW -- FLUGPLATZ |
|--------|----------------------|----------------------|-------------------------|------------------|------------------|-----------------|----------|-----------|------------------------|
| 270 | 29 | - | 14 | 248 | 763 | - | - | 28 356 | AUSSTEIGER |
| 265 | - | - | 13 | - | - | - | - | 20 761 | DARUNTER: WAW |
| - | - | - | - | 61 | 59 | - | - | 1 675 | GDN |
| 2 | - | - | - | - | 272 | - | - | 1 376 | KRK |
| 3 | 29 | - | 1 | 134 | 432 | - | - | 2 141 | KTW |
| 117 | 40 | - | - | - | - | - | - | 2 403 | *PL |
| 117 | - | - | - | - | - | - | - | 4 568 | LITAUEN |
| 585 | - | - | - | - | - | - | - | 3 770 | DARUNTER: VNO |
| 585 | - | - | - | - | - | - | - | 3 552 | LETTLAND |
| 1 | - | - | - | - | - | - | - | 3 552 | DARUNTER: RIX |
| 1 | - | - | - | - | - | - | - | 2 277 | ESTLAND |
| 1 | - | - | - | - | - | - | - | 2 277 | DARUNTER: TTL |
| 1 | 1 087 | - | 2 | - | - | - | - | 26 067 | FINNLAND |
| 1 | 1 087 | - | 2 | - | - | - | - | 25 278 | DARUNTER: HEL |
| 1 | - | - | - | - | - | - | - | 35 338 | SCHWEDEN |
| 1 | - | - | - | - | - | - | - | 27 789 | DARUNTER: STO |
| 178 | 184 | - | 2 | 14 | - | - | - | 7 385 | GOT |
| 4 881 | 62 | - | 101 | 82 | 3 | - | - | 20 643 | NORWEGEN |
| 4 792 | 62 | - | 1 | 82 | 3 | - | - | 19 238 | DARUNTER: OSL |
| 87 | - | - | - | - | - | - | - | 59 538 | DAENEMARK |
| - | 33 | 15 | 1 373 | 1 989 | 810 | - | - | 55 541 | DARUNTER: CPH |
| - | - | 15 | 1 284 | 1 988 | 810 | - | - | 3 232 | BLL |
| - | - | - | - | - | - | - | - | 312 133 | GR BRITANNIEN |
| - | - | - | - | - | - | - | - | 250 333 | DARUNTER: LON |
| - | 33 | - | - | - | - | - | - | 21 530 | BHX |
| - | - | - | - | - | - | - | - | 31 758 | MAN |
| - | - | - | - | - | - | - | - | 2 277 | GLA |
| - | - | - | - | - | - | - | - | 3 295 | EDI |
| 434 | - | - | 73 | - | - | - | - | 1 358 | JER |
| 434 | - | - | - | 632 | - | - | - | 31 286 | IRLAND |
| - | - | - | - | - | - | - | - | 20 205 | DARUNTER: DUB |
| - | - | - | - | 632 | - | - | - | 10 047 | SNN |
| - | 180 | - | - | - | - | - | - | 1 034 | *IE |
| 3 | 180 | - | - | - | - | - | - | 6 046 | ISLAND |
| - | 150 | - | 28 | 127 | 702 | - | - | 5 640 | DARUNTER: KEF |
| 3 637 | 60 | - | 28 | 127 | 702 | - | - | 79 199 | NIEDERLANDE |
| 3 637 | - | - | 3 | 22 | - | - | - | 78 484 | DARUNTER: AMS |
| 744 | - | - | 3 | - | - | - | - | 47 021 | BELGIEN |
| 744 | - | 108 | - | 2 | - | - | - | 46 991 | DARUNTER: BRU |
| 1 151 | - | 108 | - | 2 | - | - | - | 7 438 | LUXEMBURG |
| 17 | - | 19 | 405 | 371 | 253 | - | - | 7 438 | DARUNTER: LUX |
| 1 127 | - | 19 | 390 | 320 | 253 | - | - | 171 328 | FRANKREICH |
| - | - | - | 3 | - | - | - | - | 134 690 | DARUNTER: PAR |
| - | - | - | - | - | - | - | - | 2 384 | SXB |
| - | - | - | - | - | - | - | - | 8 902 | LYS |
| - | - | - | - | 43 | - | - | - | 2 235 | TLS |
| - | - | - | - | - | - | - | - | 1 670 | MRS |
| 7 | - | - | - | - | - | - | - | 15 728 | NCE |
| - | - | - | - | - | - | - | - | 1 146 | BIA |
| - | - | - | - | - | - | - | - | 3 136 | *FR |
| 17 865 | 9 606 | 16 915 | 19 595 | 11 290 | 4 840 | - | - | 684 013 | SPANIEN |
| - | - | - | - | - | - | - | - | 28 520 | DARUNTER: MAD |
| - | - | - | - | - | - | - | - | 34 423 | BCN |
| - | - | - | - | - | - | - | - | 4 373 | VLC |
| - | - | - | - | - | - | - | - | 15 244 | ALC |
| - | 248 | - | - | 636 | 284 | - | - | 10 350 | LEI |
| - | 217 | - | - | 524 | 236 | - | - | 29 297 | AGP |
| - | - | - | - | 225 | - | - | - | 6 414 | XRY |
| - | - | - | - | - | - | - | - | 1 780 | SVQ |
| - | - | - | - | - | - | - | - | 3 546 | BIO |
| 8 205 | 6 920 | 11 627 | 9 073 | 5 014 | 3 126 | - | - | 305 992 | PMI |
| 1 960 | 506 | 1 372 | 1 814 | 1 459 | 336 | - | - | 52 378 | IBZ |
| 683 | - | - | 972 | 276 | - | - | - | 16 995 | MAH |
| 49 | - | - | - | - | - | - | - | 2 692 | *E2 |
| 2 100 | 534 | 1 257 | 2 717 | 1 557 | 579 | - | - | 56 437 | LPA |
| 2 387 | 508 | 1 000 | 1 858 | 1 316 | 518 | - | - | 39 769 | TCI |
| 1 229 | 567 | 1 126 | 783 | 555 | - | - | - | 39 697 | FUE |
| 787 | 571 | 533 | 993 | 593 | 281 | - | - | 32 167 | ACE |
| - | - | - | - | - | - | - | - | 2 095 | *E3 |
| 78 | 3 172 | 530 | 927 | 3 082 | 1 201 | 504 | - | 87 345 | PORTUGAL |
| 78 | 118 | - | - | - | - | - | - | 20 952 | DARUNTER: LIS |
| - | 3 054 | 530 | 927 | 3 082 | 1 201 | 504 | - | 6 128 | OPO |
| - | - | - | - | - | - | - | - | 53 428 | FAO |
| - | - | - | - | - | - | - | - | 6 761 | FNC |
| - | 788 | - | - | 74 | 181 | - | - | 16 761 | MALTA |
| - | 788 | - | - | 74 | 181 | - | - | 16 761 | DARUNTER: MLA |
| 1 073 | 86 | - | 511 | 718 | 1 070 | - | - | 88 791 | SCHWEIZ |
| - | 86 | - | 503 | 639 | 998 | - | - | 60 915 | DARUNTER: ZRH |
| 335 | - | - | 8 | - | 40 | - | - | 18 328 | GVA |
| 737 | - | - | - | 79 | 32 | - | - | 8 473 | BSL |
| 1 | - | 4 | 7 | 135 | 548 | - | - | 83 030 | OESTERREICH |
| 1 | - | - | 2 | 4 | 130 | - | - | 58 749 | DARUNTER: VIE |
| - | - | - | - | - | - | - | - | 2 157 | INN |
| - | - | 4 | - | - | - | - | - | 6 505 | LNZ |
| - | - | - | - | 126 | 418 | - | - | 8 008 | SZG |
| - | - | - | - | 3 | - | - | - | 6 284 | GRZ |
| - | - | - | - | 2 | - | - | - | 1 321 | KLU |
| 277 | - | 241 | 186 | 1 005 | 697 | - | - | 185 841 | ITALIEN |
| - | - | - | - | 31 | - | - | - | 36 237 | DARUNTER: ROM |
| - | - | - | 172 | - | - | - | - | 50 682 | MIL |
| - | - | - | - | 2 | - | - | - | 18 361 | VCE |
| - | - | - | - | - | - | - | - | 2 435 | TRS |
| - | - | - | - | - | - | - | - | 1 088 | VRN |
| - | - | - | - | - | - | - | - | 7 498 | TRN |
| - | - | - | - | - | - | - | - | 3 428 | GOA |

5 PERSONENVERKEHR

 5. 2 VERFLECHTUNG IM VERKEHR

 5. 2. 2 AUSSTEIGER

| VON STRECKENHERKUNFTS- | | NACH STRECKEN | | | | | | | | | |
|-------------------------|------------------|-------------------|-----------------|----------------------|---------------------|--------------------|--------------------|--------------------|-------------------|-----------------|---|
| LAND BZW. --- FLUGPLATZ | HAMBURG (HAM) | HANNOVER (HAJ) | BREMEN (BRE) | DUESSELDORF (DUS) | KOELN/BONN (CGN) | FRANKFURT (FRA) | STUTTGART (STR) | NUERNBERG (NUE) | MUENCHEN (MUC) | BERLIN (TXL) | |
| AUSSTEIGER | | | | | | | | | | | |
| INSGESAMT | | | | | | | | | | | |
| FLR | - | - | - | 1 324 | - | 750 | 13 | - | 4 230 | - | - |
| BLQ | - | - | - | 44 | - | 6 447 | - | - | 2 283 | - | - |
| PSA | - | - | - | 16 | 139 | 2 155 | 4 | - | 830 | - | - |
| RMI | - | 613 | - | 1 070 | 554 | - | - | 1 | - | 395 | - |
| NAP | 1 641 | 1 377 | - | 3 836 | 1 350 | 5 097 | 1 839 | 623 | 4 259 | 1 867 | - |
| BDS | - | - | - | 376 | - | 334 | - | - | 578 | - | - |
| SUF | - | - | - | - | - | - | - | - | 1 196 | - | - |
| CAG | - | 137 | - | 123 | - | 793 | 103 | - | 1 472 | - | - |
| OLB | - | - | - | 234 | - | 1 449 | 357 | 160 | 1 124 | - | - |
| FMO | - | - | - | - | 518 | 459 | 658 | - | 533 | - | - |
| CTA | 792 | - | - | 2 509 | 243 | 2 473 | 1 632 | - | 2 018 | 451 | - |
| GRIECHENLAND | 15 732 | 13 701 | 2 560 | 49 420 | 7 481 | 51 032 | 26 170 | 12 067 | 58 313 | 10 979 | - |
| DARUNTER:ATH | 760 | 746 | - | 4 598 | 314 | 17 372 | 1 991 | 497 | 9 878 | 1 510 | - |
| SKG | 1 788 | 1 666 | - | 6 366 | 1 966 | 7 405 | 7 232 | 1 501 | 8 440 | 1 157 | - |
| CFU | 1 992 | 2 739 | - | 5 190 | 641 | 3 405 | 3 128 | 1 606 | 5 270 | 1 884 | - |
| JSI | 352 | - | - | 367 | - | 357 | 143 | - | 823 | 500 | - |
| ZTH | 374 | - | - | 1 548 | - | 423 | 95 | 269 | 1 053 | - | - |
| JMK | 482 | 367 | - | 726 | - | 964 | - | - | 1 212 | - | - |
| SMT | 1 033 | 552 | - | 2 001 | - | 1 123 | 680 | 622 | 1 469 | 276 | - |
| JTR | 404 | 391 | - | 1 058 | - | 964 | - | - | 2 081 | 405 | - |
| KGS | 1 566 | 1 017 | 168 | 4 599 | 528 | 2 007 | 1 481 | 983 | 3 380 | 609 | - |
| RHO | 1 679 | 1 968 | 816 | 8 359 | 1 287 | 4 096 | 2 909 | 1 542 | 5 596 | 808 | - |
| CHQ | 852 | 368 | - | 974 | - | 1 139 | 965 | - | 1 187 | 709 | - |
| HER | 3 917 | 3 887 | 1 576 | 9 658 | 2 745 | 9 692 | 6 901 | 4 635 | 12 831 | 3 121 | - |
| KVA | 304 | - | - | 1 606 | - | 479 | 168 | 412 | 1 352 | - | - |
| MJT | 229 | - | - | 723 | - | 489 | 210 | - | 985 | - | - |
| *GR | 229 | - | - | 1 647 | - | 1 117 | 267 | - | 2 756 | - | - |
| TUERKEI | 14 297 | 15 306 | 2 801 | 59 819 | 12 971 | 62 582 | 30 653 | 14 477 | 34 018 | 17 513 | - |
| DARUNTER:ANK | 583 | 1 162 | 2 | 3 105 | 1 310 | 6 104 | 2 276 | - | 1 479 | 1 106 | - |
| IST | 3 525 | 3 779 | 382 | 11 941 | 4 031 | 22 940 | 9 185 | 3 375 | 9 619 | 4 747 | - |
| IZM | 1 311 | 1 520 | 275 | 6 286 | 1 338 | 5 760 | 3 029 | 818 | 3 503 | 1 828 | - |
| DLM | 1 912 | 1 308 | 454 | 8 997 | 898 | 5 870 | 4 015 | 1 938 | 4 140 | 2 307 | - |
| AYT | 6 835 | 7 163 | 1 688 | 28 543 | 4 944 | 21 190 | 11 464 | 8 336 | 14 691 | 7 127 | - |
| *TR | 131 | 374 | - | 947 | 450 | 718 | 684 | 10 | 586 | 398 | - |
| ZYPERN | 1 095 | 878 | - | 2 696 | 306 | 5 141 | 1 157 | 710 | 3 405 | 438 | - |
| DARUNTER:LCA | 427 | 582 | - | 1 091 | 285 | 4 109 | 786 | 548 | 2 225 | 390 | - |
| *CY | 668 | 296 | - | 1 605 | - | 1 032 | 371 | 162 | 1 180 | 48 | - |
| SLOWENIEN | - | - | - | - | 8 | 4 092 | - | 4 | 998 | - | - |
| DARUNTER:LJU | - | - | - | - | 8 | 4 092 | - | 4 | 998 | - | - |
| KROATIEN | 3 | 55 | 2 | 1 233 | - | 6 300 | 382 | - | 1 832 | 179 | - |
| DARUNTER:ZAG | 3 | - | - | 388 | - | 5 273 | 346 | - | 1 600 | 179 | - |
| SPU | - | 55 | 2 | 600 | - | 995 | - | - | 132 | - | - |
| SERBIEN | - | - | - | 628 | 190 | 3 238 | 1 437 | - | 943 | - | - |
| DARUNTER:BEG | - | - | - | 236 | 2 | 3 238 | 612 | - | 942 | - | - |
| *YU | - | - | - | 392 | 188 | - | 825 | - | 1 | - | - |
| MAZEDONIEN | 385 | - | - | 1 030 | 4 | 479 | 747 | - | 73 | - | - |
| DARUNTER:SKP | 385 | - | - | 1 030 | 4 | 479 | 747 | - | 73 | - | - |
| UNGARN | 1 543 | - | - | 1 643 | 1 376 | 12 095 | 1 488 | - | 7 003 | 2 498 | - |
| DARUNTER:BUD | 1 543 | - | - | 1 643 | 1 376 | 12 095 | 1 488 | - | 7 003 | 2 498 | - |
| ALBANIEN | - | - | - | - | - | 586 | - | - | - | - | - |
| TSSCHECH REP | 1 216 | 475 | - | 1 799 | 773 | 9 443 | 650 | 189 | 2 097 | - | - |
| DARUNTER:PRG | 1 216 | 475 | - | 1 799 | 773 | 9 443 | 650 | 189 | 2 097 | - | - |
| SLOWAKEI | - | - | - | - | - | - | - | - | - | - | - |
| RUMAENIEN | - | - | - | 420 | 121 | 5 683 | 184 | - | 1 968 | - | - |
| DARUNTER:BUH | - | - | - | 25 | 31 | 5 178 | 1 | - | 1 845 | - | - |
| CND | - | - | - | 395 | - | 286 | 144 | - | 121 | - | - |
| BULGARIEN | 155 | 924 | 15 | 2 234 | 88 | 3 393 | 178 | 170 | 1 781 | 223 | - |
| DARUNTER:SOF | - | - | - | - | 5 | 2 572 | - | - | 1 523 | - | - |
| VAR | 98 | 501 | 15 | 1 231 | 83 | 671 | 159 | 32 | 258 | 223 | - |
| BOJ | 57 | 423 | - | 1 003 | - | 150 | 19 | 138 | - | - | - |
| RUSSLAND | 5 658 | 8 297 | - | 5 900 | 1 779 | 32 345 | 523 | 67 | 5 473 | 4 924 | - |
| DARUNTER:MW | 2 060 | - | - | 4 653 | 528 | 19 282 | 73 | - | 3 960 | 2 736 | - |
| LED | 2 858 | 1 377 | - | 1 247 | 163 | 9 887 | 179 | - | 1 513 | 2 188 | - |
| OVV | - | 4 471 | - | - | 2 | 1 555 | - | - | - | - | - |
| *RU | 740 | 2 449 | - | - | 881 | 866 | 271 | 67 | - | - | - |
| WEISSRUSSLAND | - | 401 | - | - | - | 2 814 | - | - | 377 | - | - |
| DARUNTER:MSQ | - | - | - | - | - | 2 764 | - | - | 377 | - | - |
| MOLDAVIEN | - | - | - | - | - | 1 048 | - | - | - | - | - |
| DARUNTER:KIV | - | - | - | - | - | 1 048 | - | - | - | - | - |
| UKRAINE | - | - | - | - | - | 6 578 | - | - | 285 | - | - |
| DARUNTER:IEV | - | - | - | - | - | 6 578 | - | - | 285 | - | - |
| GEORGIEN | - | - | - | - | 268 | 1 674 | - | - | - | - | - |
| DARUNTER:TBS | - | - | - | - | 268 | 1 674 | - | - | - | - | - |
| ASERBAIDSCHAN | - | - | - | - | - | 627 | - | - | - | - | - |
| KASACHSTAN | 133 | 6 745 | - | - | 996 | 4 010 | 162 | 876 | - | - | - |
| DARUNTER:ALA | 133 | 6 745 | - | - | 996 | 4 010 | 162 | 876 | - | - | - |
| KIRGISIEN | - | 703 | - | - | - | 533 | - | - | - | - | - |
| DARUNTER:FRU | - | 703 | - | - | - | 533 | - | - | - | - | - |
| TURKMENISTAN | - | - | - | - | - | 146 | - | - | - | - | - |
| USBEKISTAN | - | - | - | - | - | 3 451 | - | - | - | - | - |
| DARUNTER:TAS | - | - | - | - | - | 3 451 | - | - | - | - | - |
| E U R O P A | 193 309 | 135 877 | 34 605 | 463 997 | 97 521 | 835 516 | 203 872 | 70 972 | 401 232 | 135 772 | - |
| DARUNTER: EU-LAENDER | 152 477 | 98 263 | 30 433 | 368 604 | 73 993 | 593 554 | 158 403 | 51 890 | 317 463 | 100 016 | - |
| AEGYPTEN | 514 | 342 | - | 1 784 | 570 | 10 478 | 1 679 | 76 | 4 610 | 476 | - |
| DARUNTER:CAI | - | - | - | 458 | 55 | 5 762 | 436 | - | 53 | - | - |
| ALY | - | - | - | - | - | 1 061 | - | - | - | - | - |
| LXR | 76 | - | - | - | - | 115 | 96 | - | 1 359 | 94 | - |
| HRG | 438 | 342 | - | 1 326 | 515 | 3 410 | 1 025 | 76 | 2 616 | 382 | - |
| LIBYEN | - | - | - | - | - | 1 | - | - | - | - | - |
| TUNESIEN | 2 949 | 3 507 | 377 | 11 298 | 1 732 | 14 466 | 7 227 | 3 366 | 9 943 | 2 299 | - |
| DARUNTER:TUN | 411 | 252 | - | 633 | - | 4 823 | 518 | - | 709 | - | - |
| DJE | 730 | 812 | 175 | 2 157 | 601 | 2 769 | 1 550 | 619 | 2 299 | 430 | - |

JUNI 1996

MIT GEBIETEN AUSSERHALB DEUTSCHLANDS

ZIELFLUGPLATZ

| ZIELFLUGPLATZ | | | | | | | | | VON STRECKENHERKUNFTS- |
|----------------------|--------|-----------------------|-------------------------|------------------|------------------|-----------------|----------|-----------|------------------------|
| B E R L I N (THF) | (SXF) | SAARBRUECKEN (SCN) | MUENSTER/ OSN. (FMO) | LEIPZIG (LEJ) | DRESDEN (DRS) | ERFURT (ERF) | SONSTIGE | INSGESAMT | LAND.BZW -- FLUGPLATZ |
| 3 | - | - | 14 | - | - | - | - | 6 334 | AUSSTEIGER |
| - | - | - | - | - | - | - | - | 8 774 | FLR |
| - | - | - | - | - | - | - | - | 3 144 | BLQ |
| - | - | - | - | - | - | - | - | 2 633 | PSA |
| - | - | 241 | - | 670 | 697 | - | - | 23 497 | RMI |
| - | - | - | - | - | - | - | - | 1 288 | NAP |
| - | - | - | - | - | - | - | - | 1 196 | BDS |
| - | - | - | - | - | - | - | - | 2 628 | SUF |
| - | - | - | - | - | - | - | - | 3 324 | CAG |
| - | - | - | - | - | - | - | - | 2 168 | OLB |
| - | - | - | - | - | - | - | - | 10 420 | PMO |
| 952 | 7 807 | 1 114 | 3 474 | 9 199 | 6 192 | 1 897 | - | 278 090 | CTA |
| - | 427 | - | - | 435 | 710 | - | - | 39 238 | GRIECHENLAND |
| 186 | 1 154 | - | 505 | 880 | 665 | 381 | - | 41 292 | DARUNTER:ATH |
| - | 1 240 | - | 485 | 2 026 | 1 100 | 369 | - | 31 075 | SKG |
| - | - | - | - | - | - | - | - | 2 542 | CFU |
| 215 | - | - | - | - | - | - | - | 3 977 | JSI |
| - | - | - | - | - | - | - | - | 3 751 | ZTH |
| - | - | - | - | - | - | - | - | 7 756 | JMK |
| 324 | - | - | - | - | - | - | - | 5 627 | SMI |
| 3 | 256 | - | 522 | 510 | - | - | - | 17 629 | JTR |
| - | 1 553 | 398 | 323 | 1 953 | 1 064 | 496 | - | 34 847 | KGS |
| - | 508 | - | - | - | - | - | - | 6 702 | RHO |
| - | 2 448 | 716 | 1 638 | 3 395 | 2 653 | 651 | - | 70 464 | CHQ |
| 11 | - | - | - | - | - | - | - | 4 028 | HER |
| 213 | - | - | - | - | - | - | - | 2 924 | KVA |
| - | 221 | - | 1 | - | - | - | - | 6 238 | MJT |
| - | 6 859 | 1 125 | 3 248 | 7 824 | 3 201 | 1 419 | - | 288 113 | *GR |
| - | 501 | - | - | - | - | - | - | 17 628 | TUERKEI |
| - | 573 | - | 252 | - | - | - | - | 74 349 | DARUNTER:ANK |
| - | 70 | - | 106 | 342 | - | - | - | 26 186 | IST |
| - | 998 | 372 | 724 | 1 206 | 435 | 29 | - | 35 603 | IZM |
| - | 4 476 | 753 | 2 166 | 6 276 | 2 766 | 1 390 | - | 129 808 | DLM |
| - | 241 | - | - | - | - | - | - | 4 539 | AYT |
| - | 2 364 | - | - | 1 270 | 693 | 277 | - | 20 430 | *TR |
| - | 1 604 | - | - | 506 | 549 | 277 | - | 13 379 | ZYPERN |
| - | 760 | - | - | 764 | 144 | - | - | 7 030 | DARUNTER:LCA |
| - | 205 | - | - | 285 | - | - | - | 5 592 | *CY |
| - | 205 | - | - | 285 | - | - | - | 5 592 | SLOWENIEN |
| - | 237 | - | - | 251 | 2 | - | - | 10 476 | DARUNTER:LJU |
| - | 215 | - | - | 97 | - | - | - | 7 886 | KROATIEN |
| - | 462 | - | - | 51 | - | - | - | 2 050 | DARUNTER:ZAG |
| - | 462 | - | - | - | - | - | - | 6 898 | SPU |
| - | - | - | - | - | - | - | - | 5 492 | SERBIEN |
| - | 339 | - | - | - | - | - | - | 1 406 | DARUNTER:BEG |
| - | 339 | - | - | - | - | - | - | 3 057 | *YU |
| - | - | - | - | 7 | - | - | - | 3 057 | MAZEDONIEN |
| - | - | - | - | 7 | - | - | - | 27 653 | DARUNTER:SKP |
| - | - | - | - | - | - | - | - | 27 653 | UNGARN |
| - | - | - | - | - | - | - | - | 586 | DARUNTER:BUD |
| 760 | - | - | - | - | 43 | - | - | 17 445 | ALBANIEN |
| 756 | - | - | - | - | - | - | - | 17 398 | TSCHECH.REP |
| 149 | - | - | - | 25 | 7 | - | - | 181 | DARUNTER:PRG |
| - | 251 | - | - | 37 | - | - | - | 8 664 | SLOWAKEI |
| - | 206 | - | - | - | - | - | - | 7 286 | RUMAENIEN |
| - | 45 | - | - | 37 | - | - | - | 1 028 | DARUNTER:BUH |
| - | 3 614 | - | - | 2 508 | 630 | 697 | - | 16 610 | CND |
| - | 535 | - | - | 22 | - | - | - | 4 657 | BULGARIEN |
| - | 1 640 | - | - | 1 126 | 180 | 397 | - | 6 614 | DARUNTER:SOV |
| - | 1 439 | - | - | 1 360 | 450 | 300 | - | 5 339 | VAR |
| - | 6 987 | - | - | 363 | - | - | - | 72 316 | BOJ |
| - | 4 746 | - | - | 363 | - | - | - | 38 401 | RUSSLAND |
| - | 1 982 | - | - | - | - | - | - | 21 394 | DARUNTER:MOW |
| - | - | - | - | - | - | - | - | 6 028 | LED |
| - | 259 | - | - | - | - | - | - | 5 533 | OVV |
| - | 525 | - | 81 | - | - | - | - | 4 198 | *RU |
| - | 525 | - | - | - | - | - | - | 3 666 | WEISSRUSSLAND |
| - | - | - | - | - | - | - | - | 1 048 | DARUNTER:MSQ |
| - | - | - | - | - | - | - | - | 1 048 | MOLDAVIEN |
| - | 798 | - | - | - | - | - | - | 7 661 | DARUNTER:KIV |
| - | 798 | - | - | - | - | - | - | 7 661 | UKRAINE |
| - | 78 | - | - | - | - | - | - | 2 020 | DARUNTER:IEV |
| - | 78 | - | - | - | - | - | - | 2 020 | GEORGIEN |
| - | - | - | - | - | - | - | - | 627 | DARUNTER:TBS |
| - | - | - | 112 | - | - | - | - | 13 034 | ASERBAIDSHAN |
| - | - | - | 112 | - | - | - | - | 13 034 | KASACHSTAN |
| - | - | - | - | - | - | - | - | 1 236 | DARUNTER:ALA |
| - | - | - | - | - | - | - | - | 1 236 | KIRGISIEN |
| - | - | - | - | - | - | - | - | 146 | DARUNTER:FRU |
| - | - | - | - | - | - | - | - | 3 451 | TURKMENISTAN |
| - | - | - | - | - | - | - | - | 3 451 | USBEKISTAN |
| - | - | - | - | - | - | - | - | 3 451 | DARUNTER:TAS |
| 15 292 | 54 202 | 12 762 | 27 389 | 49 865 | 28 286 | 9 634 | - | 2 770 103 | E U R O P A |
| 12 159 | 30 176 | 11 637 | 23 421 | 36 241 | 21 696 | 7 241 | - | 2 087 667 | DARUNTER: EU-LAENDER |
| - | 1 188 | - | - | 965 | - | - | - | 22 682 | AEGYPTEN |
| - | 794 | - | - | - | - | - | - | 7 558 | DARUNTER:CAI |
| - | - | - | - | - | - | - | - | 1 061 | ALY |
| - | - | - | - | 96 | - | - | - | 1 836 | LXR |
| - | 394 | - | - | 869 | - | - | - | 11 393 | HRG |
| - | - | - | - | - | - | - | - | 1 | LIBYEN |
| - | 3 898 | 911 | 690 | 4 142 | 2 112 | 786 | - | 69 703 | TUNESIEN |
| - | 865 | - | - | 328 | 32 | - | - | 8 571 | DARUNTER:TUN |
| - | 420 | 234 | 122 | 619 | 241 | 97 | - | 13 875 | DJE |

5 PERSONENVERKEHR

 5. 2 VERFLECHTUNG IM VERKEHR

 5. 2. 2 AUSSTEIGER

| VON STRECKENHERKUNFTS- | | NACH STRECKEN | | | | | | | | | |
|-------------------------|------------------|-------------------|-----------------|----------------------|---------------------|--------------------|--------------------|--------------------|-------------------|-----------------|--|
| LAND BZW. --- FLUGPLATZ | HAMBURG (HAM) | HANNOVER (HAJ) | BREMEN (BRE) | DUESSELDORF (DUS) | KOELN/BONN (CGN) | FRANKFURT (FRA) | STUTTGART (STR) | NUERNBERG (NUE) | MUENCHEN (MUC) | BERLIN (TXL) | |
| AUSSTEIGER | | | | | | | | | | | |
| ----- | | | | | | | | | | | |
| INSGESAMT | | | | | | | | | | | |
| MIR | 1 808 | 2 279 | 202 | 8 023 | 1 131 | 6 463 | 5 159 | 2 747 | 6 706 | 1 869 | |
| *TN | - | 164 | - | 485 | - | 411 | - | - | 229 | - | |
| ALGERIEN | - | - | - | - | - | 463 | - | - | - | - | |
| MAROKKO | 546 | 779 | - | 1 739 | 145 | 3 745 | 861 | 326 | 1 847 | 367 | |
| DARUNTER: CAS | - | - | - | - | - | 2 097 | - | - | - | - | |
| AGA | 546 | 779 | - | 1 629 | - | 1 002 | 861 | 326 | 1 493 | 367 | |
| KAP VERDE | - | - | - | - | - | 279 | - | - | - | - | |
| SENEGAL | - | - | - | - | - | 534 | - | - | - | - | |
| GHANA | - | - | - | 404 | - | 698 | - | - | - | - | |
| DARUNTER: ACC | - | - | - | 404 | - | 698 | - | - | - | - | |
| NIGERIA | - | - | - | - | - | 2 197 | - | - | - | - | |
| DARUNTER: LOS | - | - | - | - | - | 2 197 | - | - | - | - | |
| SUDAN | - | - | - | - | - | 426 | - | - | - | - | |
| ERITHREA | - | - | - | - | - | 660 | - | - | - | - | |
| AETHIOPIEN | - | - | - | - | - | 2 815 | - | - | - | - | |
| DARUNTER: ADD | - | - | - | - | - | 2 815 | - | - | - | - | |
| KENIA | 256 | - | - | 1 250 | - | 4 493 | - | - | 2 434 | - | |
| DARUNTER: NBO | - | - | - | - | - | 2 137 | - | - | - | - | |
| MBA | 256 | - | - | 1 250 | - | 2 356 | - | - | 2 434 | - | |
| SIMBABWE | - | - | - | - | - | 1 062 | - | - | - | - | |
| DARUNTER: HRE | - | - | - | - | - | 1 062 | - | - | - | - | |
| NAMIBIA | - | - | - | - | - | 2 288 | - | - | 685 | - | |
| DARUNTER: WDH | - | - | - | - | - | 2 288 | - | - | 685 | - | |
| MADAGASKAR | - | - | - | - | - | 70 | - | - | - | - | |
| SESCHELLEN | - | - | - | - | - | 920 | - | - | - | - | |
| MAURITIUS | - | - | - | - | - | 1 114 | - | - | 981 | - | |
| DARUNTER: MRU | - | - | - | - | - | 1 114 | - | - | 981 | - | |
| SUEDAFRIKA | - | - | - | - | - | 10 437 | - | - | 1 127 | - | |
| DARUNTER: JNB | - | - | - | - | - | 7 632 | - | - | 466 | - | |
| CPT | - | - | - | - | - | 2 805 | - | - | 499 | - | |
| A F R I K A | 4 265 | 4 628 | 377 | 16 475 | 2 447 | 57 146 | 9 767 | 3 768 | 21 627 | 3 142 | |
| KANADA | 1 497 | - | - | 2 189 | - | 43 706 | - | - | - | - | |
| DARUNTER: YTO | 430 | - | - | 1 410 | - | 20 217 | - | - | - | - | |
| YVR | 568 | - | - | 497 | - | 15 756 | - | - | - | - | |
| YVC | 129 | - | - | 282 | - | 7 149 | - | - | - | - | |
| USA | - | - | - | 20 189 | 2 203 | 249 246 | 2 414 | - | 29 422 | 5 273 | |
| DARUNTER: NYC | - | - | - | 7 832 | - | 49 142 | - | - | 6 096 | 5 273 | |
| CHI | - | - | - | 3 321 | - | 25 251 | - | - | 5 880 | - | |
| BOS | - | - | - | - | - | 13 301 | - | - | - | - | |
| PHL | - | - | - | - | - | 5 980 | - | - | 5 215 | - | |
| WAS | - | - | - | - | - | 21 479 | - | - | - | - | |
| DET | - | - | - | - | 284 | 18 779 | - | - | - | - | |
| PIT | - | - | - | - | - | 5 865 | - | - | - | - | |
| CVG | - | - | - | - | - | 7 401 | - | - | - | - | |
| ATL | - | - | - | - | - | 19 747 | 2 414 | - | 6 123 | - | |
| CLT | - | - | - | - | - | 1 625 | - | - | - | - | |
| TPA | - | - | - | 929 | - | 810 | - | - | - | - | |
| MIA | - | - | - | 2 494 | - | 13 586 | - | - | 1 942 | - | |
| ORL | - | - | - | 806 | - | 5 658 | - | - | - | - | |
| *U2 | - | - | - | 846 | 652 | 1 196 | - | - | - | - | |
| MSP | - | - | - | - | - | 2 103 | - | - | - | - | |
| DAL | - | - | - | - | - | 10 791 | - | - | - | - | |
| HOU | - | - | - | - | - | 2 007 | - | - | - | - | |
| SEA | - | - | - | - | - | 982 | - | - | 185 | - | |
| SFO | - | - | - | 1 212 | - | 11 587 | - | - | 3 115 | - | |
| LAX | - | - | - | 2 749 | 257 | 21 977 | - | - | 571 | - | |
| DEN | - | - | - | - | - | 4 039 | - | - | - | - | |
| LAS | - | - | - | - | 1 008 | 2 566 | - | - | - | - | |
| ANC | - | - | - | - | - | 1 996 | - | - | 295 | - | |
| MEXIKO | - | - | - | 1 613 | 1 501 | 6 461 | - | - | - | - | |
| DARUNTER: MEX | - | - | - | - | 10 | 5 215 | - | - | - | - | |
| *MX | - | - | - | 1 335 | 1 491 | 955 | - | - | - | - | |
| COSTA RICA | - | - | - | - | - | 273 | - | - | - | - | |
| KUBA | - | - | - | 1 568 | 241 | 1 466 | - | - | - | - | |
| DARUNTER: VRA | - | - | - | 1 568 | - | - | - | - | - | - | |
| *CU | - | - | - | - | - | 1 192 | - | - | - | - | |
| BAHAMAS | - | - | - | - | - | 507 | - | - | - | - | |
| JAMAICA | - | - | - | 726 | - | 618 | - | - | - | - | |
| DARUNTER: MBJ | - | - | - | 726 | - | 618 | - | - | - | - | |
| DOMINIK. REP. | 1 932 | 844 | - | 7 129 | 1 288 | 5 738 | 974 | - | 3 662 | - | |
| DARUNTER: SDQ | - | - | - | 1 545 | - | 863 | - | - | - | - | |
| POF | 1 255 | 331 | - | 4 387 | 1 288 | 2 775 | 974 | - | 3 085 | - | |
| *DO | 677 | 513 | - | 1 197 | - | 2 100 | - | - | 577 | - | |
| ANTIGUA-BARB. | - | - | - | - | - | 596 | - | - | - | - | |
| BARBADOS | - | - | - | 882 | 797 | 862 | - | - | - | - | |
| DARUNTER: BGI | - | - | - | 882 | 797 | 862 | - | - | - | - | |
| ST. LUCIA | - | - | - | - | - | 42 | - | - | - | - | |
| SONST. WESTIN. | - | - | - | - | - | 331 | - | - | - | - | |
| KOLUMBIEN | - | - | - | - | - | 3 108 | - | - | - | - | |
| DARUNTER: BOG | - | - | - | - | - | 3 108 | - | - | - | - | |
| VENEZUELA | - | - | - | 1 310 | - | 1 953 | - | - | - | - | |
| DARUNTER: CCS | - | - | - | - | - | 1 459 | - | - | - | - | |
| PMV | - | - | - | 1 310 | - | 494 | - | - | - | - | |
| BRASILIEN | - | - | - | - | 251 | 12 399 | - | - | - | - | |
| DARUNTER: RIO | - | - | - | - | - | 4 913 | - | - | - | - | |
| SAO | - | - | - | - | - | 7 486 | - | - | - | - | |
| ECUADOR | - | - | - | - | - | 722 | - | - | - | - | |
| PERU | - | - | - | - | - | 1 219 | - | - | - | - | |
| DARUNTER: LIM | - | - | - | - | - | 1 219 | - | - | - | - | |
| ARGENTINIEN | - | - | - | - | - | 2 826 | - | - | - | - | |
| DARUNTER: BUE | - | - | - | - | - | 2 826 | - | - | - | - | |
| CHILE | - | - | - | - | - | 1 828 | - | - | - | - | |

JUNI 1996

MIT GEBIETEN AUSSERHALB DEUTSCHLANDS

ZIELFLUGPLATZ

| ZIELFLUGPLATZ | | | | | | | | VON STRECKENHERKUNFTS- | |
|----------------------|-------|-----------------------|-------------------------|------------------|------------------|-----------------|----------|------------------------|------------------------|
| B E R L I N (THF) | (SXF) | SAARBRUECKEN (SCN) | MUENSTER/ OSN. (FMO) | LEIPZIG (LEJ) | DRESDEN (DRS) | ERFURT (ERF) | SONSTIGE | INSGESAMT | LAND. BZW -- FLUGPLATZ |
| - | 2 466 | 677 | 568 | 3 195 | 1 839 | 689 | - | 45 821 | AUSSTEIGER |
| - | 147 | - | - | - | - | - | - | 1 436 | MIR |
| - | 68 | - | - | - | - | - | - | 531 | *TN |
| - | 543 | - | - | 813 | 202 | 178 | - | 12 091 | ALGERIEN |
| - | - | - | - | - | - | - | - | 2 097 | MAROKKO |
| - | 543 | - | - | 813 | 202 | 178 | - | 8 739 | DARUNTER: CAS |
| - | - | - | - | 1 | - | - | - | 280 | AGA |
| - | - | - | - | - | - | - | - | 534 | KAP VERDE |
| - | - | - | - | - | - | - | - | 1 102 | SENEGAL |
| - | - | - | - | - | - | - | - | 1 102 | GHANA |
| - | - | - | - | - | - | - | - | 2 197 | DARUNTER: ACC |
| - | - | - | - | - | - | - | - | 2 197 | NIGERIA |
| - | - | - | - | - | - | - | - | 426 | DARUNTER: LOS |
| - | - | - | - | - | - | - | - | 660 | SUDAN |
| - | - | - | - | - | - | - | - | 2 815 | ERITHREA |
| - | 769 | - | - | - | - | - | - | 2 815 | AETHIOPIEN |
| - | - | - | - | - | - | - | - | 9 202 | DARUNTER: ADD |
| - | 769 | - | - | - | - | - | - | 2 137 | KENIA |
| - | - | - | - | - | - | - | - | 7 065 | DARUNTER: NBO |
| - | - | - | - | - | - | - | - | 1 062 | MBA |
| - | - | - | - | - | - | - | - | 1 062 | SIMBABWE |
| - | - | - | - | - | - | - | - | 2 973 | DARUNTER: HRE |
| - | - | - | - | - | - | - | - | 2 973 | NAMIBIA |
| - | - | - | - | - | - | - | - | 70 | DARUNTER: WDH |
| - | - | - | - | - | - | - | - | 920 | MADAGASKAR |
| - | - | - | - | - | - | - | - | 2 095 | SESCHELLEN |
| - | - | - | - | - | - | - | - | 2 095 | MAURITIUS |
| - | - | - | - | - | - | - | - | 11 564 | DARUNTER: MRU |
| - | - | - | - | - | - | - | - | 8 098 | SUEDAFRIKA |
| - | - | - | - | - | - | - | - | 3 304 | DARUNTER: JNB |
| - | 6 466 | 911 | 690 | 5 921 | 2 314 | 964 | - | 140 908 | CPT |
| - | - | - | - | - | - | - | - | 47 392 | A F R I K A |
| - | - | - | - | - | - | - | - | 22 057 | KANADA |
| - | - | - | - | - | - | - | - | 16 821 | DARUNTER: YTO |
| - | - | - | - | - | - | - | - | 7 560 | YVR |
| - | 270 | - | - | - | - | - | - | 309 017 | YYC |
| - | - | - | - | - | - | - | - | 68 343 | USA |
| - | - | - | - | - | - | - | - | 34 452 | DARUNTER: NYC |
| - | - | - | - | - | - | - | - | 13 301 | CHI |
| - | - | - | - | - | - | - | - | 11 195 | BOS |
| - | - | - | - | - | - | - | - | 21 479 | PHL |
| - | - | - | - | - | - | - | - | 19 063 | WAS |
| - | - | - | - | - | - | - | - | 5 865 | DET |
| - | - | - | - | - | - | - | - | 7 401 | PIT |
| - | - | - | - | - | - | - | - | 28 284 | CVG |
| - | - | - | - | - | - | - | - | 1 625 | ATL |
| - | - | - | - | - | - | - | - | 1 739 | CLT |
| - | - | - | - | - | - | - | - | 18 022 | TPA |
| - | - | - | - | - | - | - | - | 6 464 | MIA |
| - | - | - | - | - | - | - | - | 2 694 | ORL |
| - | - | - | - | - | - | - | - | 2 103 | *U2 |
| - | - | - | - | - | - | - | - | 10 791 | MSP |
| - | - | - | - | - | - | - | - | 2 007 | DAL |
| - | - | - | - | - | - | - | - | 1 167 | HOU |
| - | - | - | - | - | - | - | - | 15 914 | SEA |
| - | 270 | - | - | - | - | - | - | 25 824 | SFO |
| - | - | - | - | - | - | - | - | 4 039 | LAX |
| - | - | - | - | - | - | - | - | 3 574 | DEN |
| - | - | - | - | - | - | - | - | 2 291 | LAS |
| - | - | - | - | - | - | - | - | 10 554 | ANC |
| - | 979 | - | - | - | - | - | - | 5 950 | MEXIKO |
| - | 725 | - | - | - | - | - | - | 3 896 | DARUNTER: MEX |
| - | 115 | - | - | - | - | - | - | 273 | *MX |
| - | 477 | - | - | - | - | - | - | 3 752 | COSTA RICA |
| - | - | - | - | - | - | - | - | 1 568 | KUBA |
| - | - | - | - | - | - | - | - | 1 192 | DARUNTER: VRA |
| - | - | - | - | - | - | - | - | 507 | *CU |
| - | - | - | - | - | - | - | - | 1 344 | BAHAMAS |
| - | - | - | - | - | - | - | - | 1 344 | JAMAICA |
| - | 1 727 | - | - | - | 173 | - | - | 23 467 | DARUNTER: MBJ |
| - | - | - | - | - | - | - | - | 2 408 | DOMINIK. REP |
| - | 834 | - | - | - | 173 | - | - | 15 102 | DARUNTER: SDQ |
| - | 893 | - | - | - | - | - | - | 5 957 | POP |
| - | - | - | - | - | - | - | - | 596 | *DO |
| - | - | - | - | - | - | - | - | 2 541 | ANTIGUA-BARB. |
| - | - | - | - | - | - | - | - | 2 541 | BARBADOS |
| - | - | - | - | - | - | - | - | 42 | DARUNTER: BGI |
| - | - | - | - | - | - | - | - | 331 | ST. LUCIA |
| - | - | - | - | - | - | - | - | 3 108 | SONST. WESTIN. |
| - | - | - | - | - | - | - | - | 3 108 | KOLUMBIEN |
| - | - | - | - | - | - | - | - | 3 263 | DARUNTER: BOG |
| - | - | - | - | - | - | - | - | 1 459 | VENEZUELA |
| - | - | - | - | - | - | - | - | 1 804 | DARUNTER: CCS |
| - | - | - | - | - | - | - | - | 12 650 | PMV |
| - | - | - | - | - | - | - | - | 4 913 | BRASILIEN |
| - | - | - | - | - | - | - | - | 7 486 | DARUNTER: RIO |
| - | - | - | - | - | - | - | - | 722 | SAO |
| - | - | - | - | - | - | - | - | 1 219 | ECUADOR |
| - | - | - | - | - | - | - | - | 1 219 | PERU |
| - | - | - | - | - | - | - | - | 2 826 | DARUNTER: LIM |
| - | - | - | - | - | - | - | - | 2 826 | ARGENTINIEN |
| - | - | - | - | - | - | - | - | 1 828 | DARUNTER: BUE |
| - | - | - | - | - | - | - | - | - | CHILE |

5 PERSONENVERKEHR

 5. 2 VERFLECHTUNG IM VERKEHR

 5. 2. 2 AUSSTEIGER

| VON STRECKENHERKUNFTS- | | NACH STRECKEN | | | | | | | | | |
|-------------------------|------------------|-------------------|-----------------|----------------------|---------------------|--------------------|--------------------|--------------------|-------------------|-----------------|--|
| LAND BZW. --- FLUGPLATZ | HAMBURG (HAM) | HANNOVER (HAJ) | BREMEN (BRE) | DUESSELDORF (DUS) | KOELN/BONN (CGN) | FRANKFURT (FRA) | STUTTGART (STR) | NUERNBERG (NUE) | MUENCHEN (MUC) | BERLIN (TXL) | |
| AUSSTEIGER | | | | | | | | | | | |
| INSGESAMT | | | | | | | | | | | |
| DARUNTER: SCL | - | - | - | - | - | 1 828 | - | - | - | - | |
| A M E R I K A | 3 429 | 844 | - | 35 606 | 6 281 | 333 901 | 3 388 | - | 33 084 | 5 273 | |
| LIBANON | - | - | - | - | - | 735 | - | - | - | - | |
| ISRAEL | - | 298 | - | - | 936 | 11 503 | 627 | - | 7 809 | - | |
| DARUNTER: TLV | - | 298 | - | - | 936 | 11 503 | 627 | - | 7 522 | - | |
| JORDANIEN | - | - | - | - | - | 1 321 | - | - | 227 | 189 | |
| DARUNTER: AMM | - | - | - | - | - | 1 265 | - | - | 227 | 189 | |
| SYRIEN | - | - | - | - | - | 2 024 | - | - | 202 | - | |
| DARUNTER: DAM | - | - | - | - | - | 1 811 | - | - | 202 | - | |
| IRAN | 1 219 | - | - | - | - | 5 721 | - | - | - | - | |
| DARUNTER: THR | 1 219 | - | - | - | - | 5 721 | - | - | - | - | |
| KUWEIT | - | - | - | - | - | 2 483 | - | - | 442 | - | |
| DARUNTER: KWI | - | - | - | - | - | 2 483 | - | - | 442 | - | |
| BAHRAIN | - | - | - | - | - | 1 372 | - | - | - | - | |
| DARUNTER: BAH | - | - | - | - | - | 1 372 | - | - | - | - | |
| KATAR | - | - | - | - | 6 | 265 | - | - | - | - | |
| SAUDI-ARAB | - | - | - | - | 10 | 2 961 | - | - | - | - | |
| DARUNTER: JED | - | - | - | - | 10 | 1 273 | - | - | - | - | |
| RUH | - | - | - | - | - | 1 688 | - | - | - | - | |
| JEMEN | - | - | - | - | - | 1 145 | - | - | - | - | |
| DARUNTER: SAH | - | - | - | - | - | 1 145 | - | - | - | - | |
| OMAN | - | - | - | - | - | 143 | - | - | - | - | |
| V. A. EMIRATE | - | - | - | - | - | 6 826 | - | - | 5 | - | |
| DARUNTER: DXB | - | - | - | - | - | 5 459 | - | - | - | - | |
| AUH | - | - | - | - | - | 1 252 | - | - | 5 | - | |
| PAKISTAN | - | - | - | - | - | 4 141 | - | - | - | - | |
| DARUNTER: KHI | - | - | - | - | - | 3 438 | - | - | - | - | |
| BANGLADESCH | - | - | - | - | - | 93 | - | - | - | - | |
| INDIEN | - | - | - | - | - | 18 865 | - | - | - | - | |
| DARUNTER: DEL | - | - | - | - | - | 7 379 | - | - | - | - | |
| BOM | - | - | - | - | - | 9 249 | - | - | - | - | |
| MAA | - | - | - | - | - | 2 237 | - | - | - | - | |
| NEPAL | - | - | - | - | - | 1 597 | - | - | - | - | |
| DARUNTER: KTM | - | - | - | - | - | 1 597 | - | - | - | - | |
| SRI LANKA | - | - | - | 1 179 | - | 935 | - | - | - | - | |
| DARUNTER: CMB | - | - | - | 1 179 | - | 935 | - | - | - | - | |
| MALEDIVEN | - | - | - | 1 012 | - | 1 453 | - | - | 2 011 | - | |
| DARUNTER: MLE | - | - | - | 1 012 | - | 1 453 | - | - | 2 011 | - | |
| THAILAND | - | - | - | - | - | 20 445 | - | - | 2 582 | - | |
| DARUNTER: BKK | - | - | - | - | - | 20 445 | - | - | 2 582 | - | |
| VIETNAM | - | - | - | - | - | 524 | - | - | - | 127 | |
| MALAYSIA | - | - | - | - | - | 3 613 | - | - | 835 | - | |
| DARUNTER: KUL | - | - | - | - | - | 3 613 | - | - | 835 | - | |
| SINGAPUR | - | - | - | - | - | 14 047 | - | - | - | - | |
| DARUNTER: SIN | - | - | - | - | - | 14 047 | - | - | - | - | |
| BRUNEI | - | - | - | - | - | 226 | - | - | - | - | |
| INDONESIEN | - | - | - | 428 | - | 7 106 | - | - | - | - | |
| DARUNTER: JKT | - | - | - | - | - | 4 525 | - | - | - | - | |
| DPS | - | - | - | 428 | - | 2 581 | - | - | - | - | |
| PHILIPPINEN | - | - | - | - | - | 6 401 | - | - | - | - | |
| DARUNTER: MNL | - | - | - | - | - | 6 401 | - | - | - | - | |
| HONGKONG (BRIT) | - | - | - | - | - | 16 887 | - | - | - | - | |
| DARUNTER: HKG | - | - | - | - | - | 16 887 | - | - | - | - | |
| TAIWAN | - | - | - | - | - | 1 594 | - | - | - | - | |
| DARUNTER: TPE | - | - | - | - | - | 1 594 | - | - | - | - | |
| JAPAN | - | - | - | - | - | 27 465 | - | - | 1 504 | - | |
| DARUNTER: TYO | - | - | - | - | - | 23 261 | - | - | - | - | |
| OSA | - | - | - | - | - | 2 681 | - | - | 1 504 | - | |
| NGO | - | - | - | - | - | 1 523 | - | - | - | - | |
| KOREA REP. | - | - | - | - | - | 11 017 | - | - | - | - | |
| DARUNTER: SEL | - | - | - | - | - | 11 017 | - | - | - | - | |
| KOREA DEM. VR | - | - | - | - | - | - | - | - | - | - | |
| CHINA | - | - | - | - | - | 9 889 | - | - | - | - | |
| DARUNTER: PEK | - | - | - | - | - | 7 896 | - | - | - | - | |
| SHA | - | - | - | - | - | 1 993 | - | - | - | - | |
| A S I E N | 1 219 | 298 | - | 2 619 | 952 | 182 797 | 627 | - | 15 617 | 316 | |
| AUSTRALIEN | - | - | - | - | - | 89 | - | - | - | - | |
| NEUSEELAND | - | - | - | - | - | 714 | - | 21 | - | - | |
| AUSTRALIEN/OZEANIEN... | - | - | - | - | - | 803 | - | 21 | - | - | |
| I N S G E S A M T .. | 202 222 | 141 647 | 34 982 | 518 697 | 107 201 | 1 410 163 | 217 654 | 74 761 | 471 560 | 144 503 | |

JUNI 1996

MIT GEBIETEN AUSSERHALB DEUTSCHLANDS

ZIELFLUGPLATZ

| ZIELFLUGPLATZ | | | | | | | | VON STRECKENHERKUNFTS- | |
|----------------------|--------|-----------------------|-------------------------|------------------|------------------|-----------------|----------|------------------------|------------------------|
| B E R L I N (THF) | (SXF) | SAARBRUECKEN (SCN) | MUENSTER/ OSN. (FMO) | LEIPZIG (LEJ) | DRESDEN (DRS) | ERFURT (ERF) | SONSTIGE | INSGESAMT | LAND. BZW -- FLUGPLATZ |
| - | - | - | - | - | - | - | - | 1 828 | AUSSTEIGER |
| - | 3 453 | - | - | - | 173 | - | - | 425 432 | INSGESAMT |
| - | 186 | - | - | - | - | - | - | 921 | DARUNTER: SCL |
| - | 769 | - | - | - | - | - | - | 21 942 | A M E R I K A |
| - | 769 | - | - | - | - | - | - | 21 655 | LIBANON |
| - | - | - | - | - | - | - | - | 1 737 | ISRAEL |
| - | 160 | - | - | - | - | - | - | 1 681 | DARUNTER: TLV |
| - | 145 | - | - | - | - | - | - | 2 386 | JORDANIEN |
| - | - | - | - | - | - | - | - | 2 158 | DARUNTER: AMM |
| - | - | - | - | - | - | - | - | 6 940 | SYRIEN |
| - | - | - | - | - | - | - | - | 2 925 | DARUNTER: DAM |
| - | - | - | - | - | - | - | - | 2 925 | IRAN |
| - | - | - | - | - | - | - | - | 1 372 | DARUNTER: THR |
| - | - | - | - | - | - | - | - | 1 372 | KUWEIT |
| - | - | - | - | - | - | - | - | 2 925 | DARUNTER: KWI |
| - | - | - | - | - | - | - | - | 1 283 | BAHRAIN |
| - | - | - | - | - | - | - | - | 1 688 | DARUNTER: BAH |
| - | - | - | - | - | - | - | - | 1 145 | KATAR |
| - | - | - | - | - | - | - | - | 1 145 | SAUDI-ARAB. |
| - | - | - | - | - | - | - | - | 143 | DARUNTER: JED |
| - | - | - | - | - | - | - | - | 6 831 | RUH |
| - | - | - | - | - | - | - | - | 5 459 | JEMEN |
| - | - | - | - | - | - | - | - | 1 257 | DARUNTER: SAH |
| - | - | - | - | - | - | - | - | 4 141 | OMAN |
| - | - | - | - | - | - | - | - | 3 438 | V. A. EMIRATE |
| - | - | - | - | - | - | - | - | 93 | DARUNTER: DXB |
| - | - | - | - | - | - | - | - | 18 865 | AUH |
| - | - | - | - | - | - | - | - | 7 379 | PAKISTAN |
| - | - | - | - | - | - | - | - | 9 249 | DARUNTER: KHI |
| - | - | - | - | - | - | - | - | 2 237 | BANGLADESCH |
| - | - | - | - | - | - | - | - | 1 597 | INDIEN |
| - | - | - | - | - | - | - | - | 1 597 | DARUNTER: DEL |
| - | - | - | - | - | - | - | - | 2 114 | BOM |
| - | - | - | - | - | - | - | - | 2 114 | MAA |
| - | - | - | - | - | - | - | - | 4 476 | NEPAL |
| - | - | - | - | - | - | - | - | 4 476 | DARUNTER: KTM |
| - | - | - | - | - | - | - | - | 23 027 | SRI LANKA |
| - | - | - | - | - | - | - | - | 23 027 | DARUNTER: CMB |
| - | - | - | - | - | - | - | - | 651 | MALEDIVEN |
| - | - | - | - | - | - | - | - | 4 448 | DARUNTER: MLE |
| - | - | - | - | - | - | - | - | 4 448 | THAILAND |
| - | 889 | - | - | - | - | - | - | 14 936 | DARUNTER: BKK |
| - | 889 | - | - | - | - | - | - | 14 936 | VIETNAM |
| - | - | - | - | - | - | - | - | 226 | MALAYSIA |
| - | - | - | - | - | - | - | - | 7 534 | DARUNTER: KUL |
| - | - | - | - | - | - | - | - | 4 525 | SINGAPUR |
| - | - | - | - | - | - | - | - | 3 009 | DARUNTER: SIN |
| - | - | - | - | - | - | - | - | 6 401 | BRUNEI |
| - | - | - | - | - | - | - | - | 6 401 | INDONESIEN |
| - | - | - | - | - | - | - | - | 16 887 | DARUNTER: JKT |
| - | - | - | - | - | - | - | - | 16 887 | DPS |
| - | - | - | - | - | - | - | - | 1 594 | PHILIPPINEN |
| - | - | - | - | - | - | - | - | 1 594 | DARUNTER: MNL |
| - | - | - | - | - | - | - | - | 28 969 | HONGKONG (BRIT) |
| - | - | - | - | - | - | - | - | 23 261 | DARUNTER: HKG |
| - | - | - | - | - | - | - | - | 4 185 | TAIWAN |
| - | - | - | - | - | - | - | - | 1 523 | DARUNTER: TPE |
| - | - | - | - | - | - | - | - | 11 017 | JAPAN |
| - | - | - | - | - | - | - | - | 11 017 | DARUNTER: TYO |
| - | 11 | - | - | - | - | - | - | 11 | OSA |
| - | 288 | - | - | - | - | - | - | 10 177 | NGO |
| - | 288 | - | - | - | - | - | - | 8 184 | KOREA REP. |
| - | - | - | - | - | - | - | - | 1 993 | DARUNTER: SEL |
| - | - | - | - | - | - | - | - | - | KOREA DEM. VR |
| - | - | - | - | - | - | - | - | - | CHINA |
| - | - | - | - | - | - | - | - | - | DARUNTER: PEK |
| - | - | - | - | - | - | - | - | - | SHA |
| - | 2 303 | - | - | - | - | - | - | 206 748 | A S I E N |
| - | - | - | - | - | - | - | - | 89 | AUSTRALIEN |
| - | - | - | - | - | - | - | - | 735 | NEUSEELAND |
| - | - | - | - | - | - | - | - | 824 | AUSTRALIEN/OZEANIEN |
| 15 292 | 66 424 | 13 673 | 28 079 | 55 786 | 30 773 | 10 598 | - | 3 544 015 | I N S G E S A M T |

| NACH ENDZIELLAND BZW. ---FLUGPLATZ | VON HERKUNFTS | | | | | | | | | |
|---------------------------------------|------------------|-------------------|-----------------|----------------------|---------------------|--------------------|--------------------|--------------------|-------------------|-----------------|
| | HAMBURG (HAM) | HANNOVER (HAJ) | BREMEN (BRE) | DUESSELDORF (DUS) | KOELN/BONN (CGN) | FRANKFURT (FRA) | STUTTGART (STR) | NUERNBERG (NUE) | MUENCHEN (MUC) | BERLIN (TXL) |
| REISENDE | | | | | | | | | | |
| INSGESAMT | | | | | | | | | | |
| POLEN | 2 729 | 410 | 140 | 2 573 | 659 | 16 234 | 775 | 215 | 2 242 | 994 |
| DARUNTER:WAW | 1 191 | 196 | 73 | 1 882 | 361 | 11 884 | 390 | 115 | 1 979 | 963 |
| GDN | 1 278 | 14 | - | 74 | 31 | 380 | 18 | 4 | 82 | 10 |
| KRK | 41 | 164 | 2 | 41 | 27 | 1 081 | 31 | 59 | 57 | 4 |
| KTW | 108 | 22 | 21 | 174 | 216 | 1 460 | 39 | 11 | 28 | 13 |
| *PL | 111 | 14 | 44 | 402 | 24 | 1 429 | 297 | 26 | 96 | 4 |
| LITAUEN | 886 | 63 | 11 | 154 | 35 | 2 995 | 55 | 21 | 80 | 267 |
| DARUNTER:VNO | 177 | 63 | 11 | 154 | 35 | 2 995 | 55 | 21 | 80 | 267 |
| LETTLAND | 709 | 70 | 55 | 206 | 44 | 2 407 | 72 | 14 | 177 | 16 |
| DARUNTER:RIX | 709 | 70 | 55 | 206 | 44 | 2 407 | 72 | 14 | 177 | 16 |
| ESTLAND | 1 015 | 43 | 22 | 105 | 17 | 1 597 | 42 | 18 | 97 | 21 |
| DARUNTER:TTL | 1 015 | 43 | 22 | 105 | 17 | 1 597 | 42 | 18 | 97 | 21 |
| FINNLAND | 4 504 | 198 | 38 | 3 254 | 803 | 10 924 | 817 | 229 | 3 471 | 2 045 |
| DARUNTER:HEL | 3 414 | 194 | 34 | 2 757 | 783 | 9 334 | 699 | 197 | 3 056 | 1 803 |
| TKU | 493 | - | - | 144 | 11 | 211 | 23 | 6 | 94 | 43 |
| *FI | 272 | 3 | - | 104 | - | 576 | 38 | 10 | 115 | 91 |
| SCHWEDEN | 3 807 | 1 091 | 130 | 5 032 | 209 | 19 421 | 2 535 | 635 | 5 831 | 1 259 |
| DARUNTER:STO | 2 365 | 538 | 49 | 3 294 | 129 | 12 628 | 1 201 | 370 | 3 646 | 1 196 |
| MMA | 208 | 124 | 7 | 144 | 5 | 893 | 280 | 18 | 347 | - |
| GOT | 727 | 212 | 68 | 1 210 | 57 | 4 161 | 559 | 113 | 1 183 | 27 |
| *SE | 302 | 137 | 4 | 223 | 11 | 1 140 | 314 | 36 | 338 | 28 |
| NORWEGEN | 3 479 | 636 | 268 | 2 491 | 425 | 9 624 | 1 038 | 216 | 3 733 | 1 180 |
| DARUNTER:OSL | 2 257 | 470 | 89 | 2 171 | 216 | 7 498 | 883 | 183 | 3 106 | 1 135 |
| BGO | 491 | 76 | 7 | 95 | 14 | 623 | 71 | 7 | 207 | 8 |
| *NO | 358 | 9 | 137 | 72 | 5 | 721 | 16 | 9 | 219 | 4 |
| DAENEMARK | 2 588 | 1 481 | 480 | 6 565 | 112 | 14 972 | 1 629 | 299 | 3 223 | 147 |
| DARUNTER:CPH | 2 104 | 1 350 | 466 | 6 258 | 100 | 11 912 | 1 286 | 251 | 2 862 | 30 |
| BLL | 11 | 7 | 1 | 36 | 3 | 2 149 | 58 | 22 | 69 | 3 |
| *DK | 180 | 44 | 1 | 121 | 4 | 653 | 173 | 17 | 199 | 35 |
| GR BRITANNIEN | 25 378 | 13 506 | 4 925 | 46 534 | 14 944 | 87 197 | 16 620 | 4 629 | 40 184 | 20 990 |
| DARUNTER:LON | 20 095 | 9 628 | 3 971 | 27 712 | 13 442 | 63 650 | 12 229 | 3 520 | 29 002 | 17 962 |
| BHX | 817 | 790 | 93 | 6 702 | 30 | 5 918 | 1 807 | 210 | 3 271 | 399 |
| MAN | 2 114 | 1 443 | 312 | 8 189 | 1 044 | 11 870 | 818 | 446 | 4 365 | 893 |
| NCL | 211 | 108 | 64 | 525 | 13 | 428 | 200 | 61 | 277 | 89 |
| GLA | 439 | 580 | 47 | 717 | 54 | 2 009 | 401 | 100 | 568 | 297 |
| EDI | 575 | 198 | 90 | 1 574 | 65 | 1 562 | 518 | 75 | 1 808 | 528 |
| BFS | 104 | 106 | 25 | 229 | 42 | 187 | 66 | 14 | 118 | 150 |
| JER | 240 | 199 | 18 | 373 | 82 | 234 | 17 | 32 | 109 | 93 |
| *GB | 191 | 101 | 95 | 85 | 38 | 215 | 117 | 48 | 160 | 194 |
| IRLAND | 3 262 | 417 | 243 | 6 409 | 270 | 10 183 | 1 762 | 781 | 5 226 | 1 955 |
| DARUNTER:DUB | 1 563 | 234 | 184 | 4 555 | 203 | 7 527 | 665 | 176 | 2 336 | 1 177 |
| SMN | 1 197 | 147 | 16 | 1 749 | 7 | 2 056 | 1 071 | 586 | 2 415 | 688 |
| *IE | 408 | 4 | - | 29 | - | 445 | 6 | 1 | 378 | 10 |
| ISLAND | 1 802 | 16 | 14 | 518 | 365 | 2 649 | 70 | 14 | 1 011 | 20 |
| DARUNTER:KEF | 1 613 | 8 | 6 | 493 | 358 | 2 509 | 39 | - | 966 | 1 |
| NIEDERLANDE | 4 261 | 824 | 664 | 4 154 | 19 | 15 924 | 2 536 | 1 187 | 6 099 | 3 632 |
| DARUNTER:AMS | 3 730 | 813 | 657 | 4 151 | 19 | 15 861 | 2 484 | 1 090 | 5 973 | 3 580 |
| BELGIEN | 3 200 | 1 574 | 415 | 2 355 | 15 | 14 696 | 2 824 | 756 | 5 979 | 1 163 |
| DARUNTER:BRU | 3 120 | 1 566 | 378 | 2 355 | 15 | 14 655 | 2 743 | 754 | 5 951 | 1 127 |
| LUXEMBURG | 700 | 121 | 52 | 21 | 11 | 5 073 | 37 | 42 | 954 | 65 |
| DARUNTER:LUX | 700 | 121 | 52 | 21 | 11 | 5 073 | 37 | 42 | 954 | 65 |
| FRANKREICH | 12 472 | 5 337 | 2 055 | 19 966 | 7 101 | 41 688 | 10 021 | 4 314 | 25 800 | 12 487 |
| DARUNTER:PAR | 8 681 | 4 349 | 1 466 | 14 559 | 5 951 | 28 142 | 7 819 | 3 030 | 17 207 | 9 771 |
| BOD | 215 | 81 | 35 | 13 | 46 | 622 | 113 | 16 | 280 | 102 |
| SXB | 707 | 15 | 7 | 10 | 1 | 3 | 4 | 1 | 407 | 12 |
| LYS | 328 | 236 | 111 | 1 742 | 131 | 3 813 | 753 | 159 | 1 142 | 314 |
| TLS | 494 | 83 | 149 | 58 | 99 | 800 | 81 | 25 | 1 130 | 210 |
| MRS | 316 | 88 | 52 | 78 | 70 | 692 | 73 | 25 | 833 | 233 |
| NCE | 1 385 | 336 | 211 | 2 562 | 529 | 5 794 | 998 | 339 | 3 005 | 914 |
| BIA | 23 | 47 | - | 50 | 60 | 77 | - | 1 | 424 | 676 |
| *FR | 321 | 101 | 24 | 443 | 213 | 1 260 | 178 | 718 | 1 353 | 248 |
| SPANIEN | 56 023 | 52 268 | 17 809 | 150 464 | 28 789 | 105 366 | 49 757 | 19 884 | 52 896 | 31 163 |
| DARUNTER:MAD | 1 405 | 709 | 198 | 2 553 | 647 | 8 677 | 1 574 | 246 | 4 136 | 1 483 |
| BCN | 2 236 | 2 126 | 197 | 3 899 | 917 | 10 108 | 2 180 | 178 | 3 965 | 1 731 |
| GRO | - | - | - | 1 218 | - | - | 1 | - | - | - |
| VLC | 399 | 163 | 96 | 384 | 232 | 2 574 | 222 | 37 | 358 | 269 |
| ALC | 1 364 | 1 010 | 369 | 6 467 | 17 | 4 262 | 104 | 2 | 1 858 | 1 179 |
| LEI | 678 | 693 | - | 2 810 | 4 | 1 539 | 474 | 200 | 1 243 | 559 |
| AGP | 3 798 | 1 993 | 820 | 7 984 | 52 | 5 795 | 1 437 | 327 | 3 096 | 1 577 |
| XRY | 487 | 293 | 3 | 764 | 1 | 1 507 | 852 | - | 1 101 | 625 |
| SVO | 178 | 60 | 19 | 1 179 | 15 | 695 | 44 | 6 | 459 | 140 |
| BIO | 201 | 209 | 61 | 382 | 76 | 2 656 | 315 | 59 | 333 | 155 |
| *E1 | 227 | 102 | 22 | 624 | 54 | 1 049 | 103 | 17 | 182 | 135 |
| FMI | 26 011 | 25 667 | 10 940 | 73 259 | 16 780 | 34 542 | 21 850 | 9 569 | 15 717 | 13 015 |
| IBZ | 4 791 | 3 545 | 1 232 | 14 865 | 2 789 | 6 323 | 3 162 | 1 480 | 5 554 | 1 805 |
| MAH | 626 | 1 673 | 1 | 3 649 | - | 2 759 | 2 344 | 1 028 | 1 438 | 1 082 |
| *E2 | 291 | 254 | - | 525 | - | 328 | 444 | - | 513 | - |
| LPA | 4 744 | 4 988 | 1 409 | 10 142 | 2 316 | 7 212 | 4 843 | 2 113 | 3 889 | 2 683 |
| TCI | 2 733 | 2 962 | 943 | 6 600 | 1 554 | 4 432 | 3 335 | 1 866 | 3 582 | 1 549 |
| FUE | 3 355 | 2 736 | 954 | 7 563 | 2 118 | 5 081 | 3 353 | 1 290 | 2 756 | 1 797 |
| ACE | 2 340 | 2 933 | 575 | 5 366 | 1 217 | 5 458 | 2 862 | 1 466 | 2 505 | 1 379 |
| *E3 | 159 | 152 | - | 231 | - | 369 | 258 | - | 211 | - |
| PORTUGAL | 7 861 | 5 061 | 1 304 | 15 780 | 3 237 | 20 276 | 6 338 | 2 222 | 8 908 | 3 862 |
| DARUNTER:LIS | 1 515 | 591 | 173 | 2 761 | 1 049 | 7 644 | 1 186 | 143 | 3 025 | 1 185 |
| OPO | 1 094 | 187 | 110 | 1 105 | 403 | 2 856 | 543 | 119 | 431 | 360 |
| FAO | 4 657 | 3 734 | 939 | 10 919 | 1 785 | 7 915 | 3 836 | 1 777 | 4 364 | 1 784 |
| FNC | 505 | 540 | 81 | 993 | - | 1 505 | 769 | 183 | 1 068 | 479 |
| MALTA | 1 255 | 740 | 68 | 1 840 | 883 | 4 134 | 1 321 | 632 | 2 392 | 1 029 |
| DARUNTER:MLA | 1 255 | 740 | 68 | 1 840 | 883 | 4 134 | 1 321 | 632 | 2 392 | 1 029 |
| GIBRALT (BRIT) | 4 | - | 5 | 1 | 1 | 14 | 3 | - | - | 2 |
| SCHWEIZ | 6 553 | 2 991 | 1 556 | 10 005 | 3 247 | 26 521 | 2 259 | 1 869 | 9 718 | 6 430 |
| DARUNTER:ZRH | 4 742 | 2 258 | 1 345 | 6 592 | 2 575 | 15 146 | 884 | 1 574 | 4 815 | 5 028 |
| GVA | 937 | 298 | 120 | 1 861 | 232 | 8 764 | 1 311 | 150 | 2 458 | 583 |
| BSL | 774 | 377 | 76 | 1 345 | 398 | 2 011 | 19 | 124 | 1 597 | 700 |
| BRN | 26 | 28 | 2 | 49 | 6 | 305 | 1 | 1 | 705 | 48 |

JUNI 1996

MIT GEBIETEN AUSSERHALB DEUTSCHLANDS

| FLUGPLATZ | | | | | | | | NACH ENDZIELLAND | |
|-----------|----------------------|-----------------------|-------------------------|------------------|------------------|-----------------|----------|------------------|-------------------|
| (THF) | B E R L I N (SXF) | SAARBRUECKEN (SCN) | MUENSTER/ OSN. (FMO) | LEIPZIG (LEJ) | DRESDEN (DRS) | ERFURT (ERF) | SONSTIGE | INSGESAMT | BZW. -- FLUGPLATZ |
| 265 | - | - | 73 | 329 | 168 | - | 23 | 27 829 | REISENDE |
| 263 | - | - | 54 | 102 | 18 | - | 15 | 19 486 | ----- |
| 2 | - | - | - | 1 | 55 | - | 1 | 1 950 | INSGESAMT |
| - | - | - | 1 | - | 54 | - | 1 | 1 563 | ----- |
| - | - | - | 7 | 2 | 1 | - | 2 | 2 104 | POLEN |
| - | - | - | 11 | 224 | 40 | - | 4 | 2 726 | DARUNTER: WAW |
| 120 | 60 | 2 | 37 | 29 | 11 | - | 2 | 4 828 | GDN |
| 120 | - | 2 | 37 | 29 | 11 | - | 2 | 4 059 | KRK |
| 496 | - | 1 | 35 | 12 | 2 | - | 4 | 4 320 | KTW |
| 496 | - | 1 | 35 | 12 | 2 | - | 4 | 4 320 | *PL |
| 108 | - | - | 6 | 10 | 11 | - | 4 | 3 116 | LITAUEN |
| 108 | - | - | 6 | 10 | 11 | - | 4 | 3 116 | DARUNTER: VNO |
| 120 | 1 127 | - | 12 | 108 | 111 | - | 11 | 27 772 | LETTLAND |
| 120 | 1 127 | - | 11 | 86 | 87 | - | 10 | 23 712 | DARUNTER: RIX |
| - | - | - | - | 2 | 4 | - | - | 1 031 | ESTLAND |
| - | - | - | 1 | 12 | 6 | - | 1 | 1 229 | DARUNTER: TTL |
| 1 631 | - | - | 29 | 119 | 100 | - | 41 | 41 870 | FINNLAND |
| 760 | - | - | 15 | 71 | 70 | - | 16 | 26 348 | DARUNTER: HEL |
| 185 | - | - | 1 | 5 | 3 | - | 4 | 2 224 | TKU |
| 312 | - | - | 12 | 38 | 18 | - | 9 | 8 706 | *FI |
| 256 | - | - | 5 | 5 | 3 | - | 10 | 2 807 | SCHWEDEN |
| 1 090 | 248 | 2 | 8 | 106 | 86 | - | 18 | 24 648 | DARUNTER: STO |
| 628 | - | 2 | 8 | 80 | 70 | - | 16 | 18 812 | MMA |
| 287 | - | - | - | 19 | 3 | - | - | 1 908 | GOT |
| 73 | 248 | - | - | 1 | 10 | - | 1 | 1 883 | *SE |
| 1 629 | 22 | 1 | 92 | 186 | 78 | - | 24 | 33 528 | NORWEGEN |
| 1 292 | 22 | 1 | 3 | 173 | 69 | - | 22 | 28 201 | DARUNTER: OSL |
| 86 | - | - | - | 7 | 7 | - | 1 | 2 460 | BGO |
| 164 | - | - | - | 3 | 2 | - | 1 | 1 597 | *NO |
| 610 | 115 | 33 | 1 806 | 2 961 | 1 683 | - | 182 | 282 297 | DAENEMARK |
| 31 | 112 | 32 | 1 671 | 2 491 | 1 204 | - | 110 | 206 862 | DARUNTER: CPH |
| 7 | - | 1 | - | 91 | 62 | - | 4 | 20 202 | BLL |
| 258 | - | - | 16 | 175 | 194 | - | 22 | 32 159 | *DK |
| 28 | - | - | - | 13 | 69 | - | 1 | 2 087 | GR BRITANNIEN |
| 68 | - | - | 8 | 68 | 59 | - | 1 | 5 416 | DARUNTER: LON |
| 71 | - | - | - | 48 | 35 | - | - | 7 147 | BHX |
| - | - | - | - | 20 | 2 | - | - | 1 063 | MAN |
| 66 | - | - | 22 | 13 | 9 | - | 41 | 1 548 | NCL |
| - | - | - | 7 | 10 | 29 | - | 1 | 1 291 | GLA |
| 501 | - | - | 19 | 943 | 234 | - | 14 | 32 219 | EDI |
| 23 | - | - | 19 | 184 | 218 | - | 13 | 19 077 | BFS |
| 478 | - | - | - | 748 | 9 | - | - | 11 167 | JER |
| - | - | - | - | 4 | - | - | 1 | 1 286 | *GB |
| 134 | 466 | 1 | 2 | 15 | 13 | - | - | 7 110 | IRLAND |
| 134 | 466 | 1 | - | - | - | - | - | 6 594 | DARUNTER: DUB |
| 7 | 258 | 2 | 32 | 374 | 355 | - | 35 | 40 363 | SNN |
| 7 | 168 | 2 | 32 | 362 | 354 | - | 35 | 39 318 | *IE |
| 1 631 | - | 3 | 11 | 334 | 353 | - | 21 | 35 330 | ISLAND |
| 779 | - | 3 | 11 | 327 | 352 | - | 21 | 34 985 | DARUNTER: KEF |
| 779 | - | 46 | 6 | 84 | 48 | - | 5 | 8 044 | NIEDERLANDE |
| 1 447 | - | 46 | 6 | 84 | 48 | - | 5 | 8 044 | DARUNTER: AMS |
| 15 | - | 26 | 350 | 1 426 | 1 012 | - | 103 | 145 605 | BELGIEN |
| 61 | - | 24 | 253 | 1 076 | 802 | - | 78 | 103 223 | DARUNTER: BRU |
| 1 163 | - | - | 3 | 10 | 6 | - | 1 | 1 604 | LUXEMBURG |
| 56 | - | - | 4 | 6 | 5 | - | - | 2 345 | DARUNTER: LUX |
| - | - | - | 12 | 75 | 52 | - | 7 | 8 931 | FRANKREICH |
| - | - | - | 1 | 18 | 20 | - | 5 | 3 173 | DARUNTER: PAR |
| 66 | - | - | 2 | 79 | 23 | - | - | 2 630 | BOD |
| 86 | - | 2 | 66 | 127 | 71 | - | 11 | 16 436 | SXB |
| - | - | - | - | - | - | - | - | 1 358 | LYS |
| - | - | - | 9 | 35 | 33 | - | 1 | 4 937 | TLS |
| 326 | 24 769 | 7 920 | 18 905 | 25 240 | 14 730 | 6 222 | 64 | 662 595 | MRS |
| 23 | - | 1 | 43 | 46 | 40 | - | 11 | 21 792 | NCE |
| 82 | - | - | 65 | 132 | 121 | - | 15 | 27 952 | BIA |
| - | - | - | - | - | - | - | - | 1 664 | *FR |
| 9 | - | - | 33 | 24 | 47 | - | 6 | 4 844 | SPANIEN |
| - | - | - | 1 | 3 | 5 | - | - | 16 650 | DARUNTER: MAD |
| - | 345 | - | - | 744 | 310 | - | - | 9 599 | BCN |
| 136 | 182 | - | 21 | 505 | 288 | - | 7 | 28 018 | GRO |
| - | - | - | 4 | 1 | 6 | - | - | 5 861 | VLC |
| 76 | - | - | 15 | 15 | 17 | - | 4 | 2 810 | ALC |
| - | - | - | 3 | 5 | - | - | - | 2 523 | LEI |
| - | 11 834 | 5 827 | 12 740 | 11 758 | 6 848 | 3 994 | 7 | 300 358 | AGP |
| - | 2 328 | 400 | 1 464 | 2 465 | 1 747 | 475 | - | 54 425 | XRY |
| - | 1 313 | 3 | - | 1 263 | 369 | - | - | 17 548 | SVQ |
| - | 227 | - | 363 | - | - | - | - | 2 945 | BIO |
| - | 2 798 | 374 | 1 949 | 3 403 | 2 004 | 705 | - | 55 572 | *E1 |
| - | 2 582 | 377 | 242 | 2 550 | 1 437 | 426 | - | 37 140 | PMI |
| - | 1 724 | 497 | 941 | 951 | 773 | 248 | - | 36 137 | IBZ |
| - | 1 152 | 441 | 1 021 | 1 149 | 716 | 374 | - | 30 954 | MAH |
| - | 284 | - | - | - | - | - | - | 1 664 | *E2 |
| 273 | 4 959 | 531 | 1 206 | 4 480 | 1 974 | 571 | 14 | 88 857 | LPA |
| 136 | - | - | 44 | 152 | 79 | - | 5 | 19 688 | TCI |
| 137 | 425 | - | 32 | 177 | 89 | - | 4 | 8 072 | FUE |
| - | 4 217 | 531 | 1 130 | 3 813 | 1 806 | 571 | 5 | 53 783 | ACE |
| - | 317 | - | - | 333 | - | - | - | 6 773 | *E3 |
| - | 622 | 1 | 18 | 509 | 279 | - | 3 | 15 726 | PORTUGAL |
| - | 622 | 1 | 18 | 509 | 279 | - | 3 | 15 726 | DARUNTER: LIS |
| 1 011 | 220 | 5 | 602 | 936 | 1 193 | - | 33 | 75 149 | OPO |
| 7 | 220 | 1 | 543 | 708 | 903 | - | 22 | 47 363 | FAO |
| 336 | - | 4 | 41 | 142 | 128 | - | 3 | 17 368 | FNC |
| 666 | - | - | 17 | 80 | 143 | - | 5 | 8 332 | MALTA |
| 1 | - | - | - | 4 | 2 | - | 3 | 1 181 | DARUNTER: MLA |
| | | | | | | | | | GIBRALT (BRIT) |
| | | | | | | | | | SCHWEIZ |
| | | | | | | | | | DARUNTER: ZRH |
| | | | | | | | | | GVA |
| | | | | | | | | | BSL |
| | | | | | | | | | BRN |

5 PERSONENVERKEHR
 5. 2 VERFLECHTUNG IM VERKEHR
 5. 2. 3 REISENDE

| NACH ENDZIELLAND BZW. --- FLUGPLATZ | VON HERKUNFTS | | | | | | | | | |
|--|------------------|-------------------|-----------------|----------------------|---------------------|--------------------|---------------------|--------------------|-------------------|-----------------|
| | HAMBURG (HAM) | HANNOVER (HAJ) | BREMEN (BRE) | DUESSELDORF (DUS) | KOELN/BONN (CGN) | FRANKFURT (FRA) | STUTTGAERT (STR) | NUERNBERG (NUE) | MUENCHEN (MUC) | BERLIN (TXL) |
| REISENDE INSGESAMT | | | | | | | | | | |
| OESTERREICH | 4 238 | 2 382 | 612 | 9 408 | 2 469 | 37 312 | 3 670 | 1 019 | 7 359 | 5 663 |
| DARUNTER: VIE | 3 279 | 1 925 | 400 | 6 032 | 2 205 | 20 658 | 3 264 | 966 | 6 612 | 4 310 |
| INN | 75 | 42 | 24 | 81 | 47 | 1 959 | 7 | 1 | 2 | 98 |
| LNZ | 152 | 158 | 62 | 1 139 | 59 | 4 803 | 88 | 1 | 62 | 176 |
| SZG | 368 | 84 | 51 | 1 215 | 55 | 4 599 | 18 | 1 | 103 | 526 |
| GRZ | 250 | 133 | 61 | 816 | 67 | 4 086 | 259 | 38 | 575 | 325 |
| KLU | 109 | 40 | 14 | 125 | 36 | 1 207 | 34 | 12 | 5 | 228 |
| ITALIEN | 10 850 | 4 666 | 1 538 | 24 904 | 6 593 | 63 230 | 10 504 | 2 113 | 30 062 | 12 871 |
| DARUNTER: ROM | 1 644 | 472 | 223 | 3 599 | 1 047 | 12 351 | 1 433 | 171 | 5 308 | 2 407 |
| MIL | 2 982 | 887 | 284 | 8 452 | 1 191 | 16 129 | 2 207 | 576 | 4 875 | 3 128 |
| VCE | 791 | 434 | 221 | 1 917 | 450 | 9 217 | 443 | 104 | 2 393 | 686 |
| TRS | 117 | 30 | 57 | 143 | 66 | 224 | 30 | 4 | 1 576 | 110 |
| VRN | 85 | 42 | 26 | 98 | 46 | 131 | 12 | - | 597 | 96 |
| TRN | 158 | 262 | 87 | 345 | 132 | 4 395 | 867 | 72 | 1 209 | 285 |
| GOA | 222 | 50 | 169 | 162 | 71 | 1 319 | 288 | 20 | 725 | 192 |
| FLR | 396 | 159 | 82 | 1 408 | 213 | 1 283 | 183 | 2 | 1 967 | 355 |
| BLQ | 360 | 257 | 82 | 471 | 240 | 4 866 | 166 | 59 | 1 583 | 384 |
| PSA | 244 | 77 | 69 | 188 | 69 | 1 792 | 82 | 5 | 440 | 253 |
| RMI | 443 | 267 | - | 909 | 572 | 4 | - | - | - | 472 |
| NAP | 1 737 | 1 444 | 74 | 3 394 | 1 284 | 4 493 | 1 888 | 668 | 3 259 | 2 560 |
| BDS | 80 | 13 | 4 | 357 | 1 | 802 | 69 | 1 | 416 | 186 |
| SUF | 44 | - | 2 | 1 | 1 | 204 | 26 | 1 | 739 | 82 |
| CAG | 125 | 71 | 37 | 281 | 50 | 1 044 | 119 | 19 | 868 | 169 |
| OLB | 178 | 65 | 32 | 359 | 59 | 939 | 237 | 335 | 1 129 | 106 |
| PMO | 53 | 19 | 18 | 3 | 660 | 781 | 592 | 14 | 505 | 178 |
| CTA | 1 067 | 77 | 53 | 2 755 | 431 | 2 649 | 1 624 | 38 | 2 038 | 898 |
| GRIECHENLAND | 19 153 | 16 436 | 3 405 | 46 297 | 7 732 | 42 847 | 22 981 | 12 194 | 47 384 | 16 220 |
| DARUNTER: ATH | 2 328 | 1 065 | 320 | 3 898 | 571 | 13 276 | 1 851 | 619 | 6 795 | 2 537 |
| SKG | 2 933 | 2 668 | 233 | 7 696 | 3 375 | 7 425 | 6 673 | 1 715 | 6 484 | 2 361 |
| CFU | 2 649 | 2 845 | 5 | 5 308 | 242 | 3 046 | 2 534 | 1 758 | 4 524 | 2 521 |
| JSI | 287 | 2 | - | 460 | - | 316 | 121 | 1 | 769 | 5 |
| ZTH | 351 | 281 | - | 1 276 | - | 327 | 137 | 374 | 1 060 | - |
| JMK | 344 | 383 | - | 562 | 1 | 877 | - | - | 1 538 | 7 |
| SMI | 822 | 418 | 2 | 1 626 | 2 | 707 | 574 | 515 | 1 364 | 963 |
| JTR | 363 | 322 | - | 882 | - | 874 | 1 | - | 2 281 | 3 |
| KGS | 1 044 | 1 339 | 200 | 5 259 | 406 | 1 924 | 1 385 | 992 | 2 796 | 767 |
| RHO | 2 615 | 2 415 | 773 | 5 971 | 1 064 | 3 169 | 2 491 | 1 780 | 4 949 | 1 161 |
| CHQ | 595 | 570 | 7 | 688 | - | 900 | 720 | - | 1 082 | 708 |
| HER | 4 136 | 4 112 | 1 851 | 8 122 | 2 066 | 7 829 | 5 692 | 3 988 | 9 171 | 4 368 |
| KVA | 15 | - | - | 2 042 | - | 525 | 366 | 450 | 1 253 | 579 |
| MJT | 286 | - | - | 891 | - | 408 | 215 | - | 969 | 127 |
| *GR | 385 | 16 | 14 | 1 616 | 5 | 1 244 | 221 | 2 | 2 349 | 113 |
| TUERKEI | 34 256 | 36 881 | 4 963 | 76 102 | 31 130 | 59 828 | 29 717 | 12 796 | 29 913 | 41 331 |
| DARUNTER: ANK | 4 172 | 5 856 | 44 | 7 513 | 7 591 | 8 970 | 3 443 | 553 | 2 803 | 3 642 |
| IST | 12 048 | 11 642 | 1 552 | 24 637 | 13 363 | 23 638 | 9 361 | 2 492 | 8 359 | 14 307 |
| IZM | 5 287 | 5 001 | 846 | 9 325 | 3 424 | 6 256 | 3 936 | 1 148 | 3 582 | 8 443 |
| DLM | 2 370 | 1 752 | 472 | 7 265 | 831 | 4 134 | 2 901 | 1 445 | 3 912 | 3 263 |
| AYT | 9 586 | 9 843 | 2 040 | 24 190 | 4 179 | 14 968 | 8 181 | 6 776 | 10 318 | 10 322 |
| *TR | 793 | 2 787 | 9 | 3 172 | 1 742 | 1 862 | 1 895 | 382 | 939 | 1 354 |
| ZYPERN | 1 302 | 1 109 | 122 | 2 354 | 211 | 3 081 | 871 | 769 | 2 261 | 564 |
| DARUNTER: LCA | 984 | 777 | 122 | 1 618 | 206 | 2 500 | 609 | 515 | 1 484 | 334 |
| *CY | 318 | 269 | - | 736 | - | 536 | 245 | 82 | 745 | 188 |
| SLOWENIEN | 107 | 75 | 20 | 135 | 57 | 3 632 | 66 | 14 | 690 | 95 |
| DARUNTER: LJU | 107 | 75 | 20 | 135 | 57 | 3 632 | 66 | 14 | 690 | 95 |
| KROATIEN | 229 | 477 | 62 | 1 655 | 91 | 7 154 | 518 | 31 | 1 737 | 372 |
| DARUNTER: ZAG | 162 | 80 | 40 | 613 | 75 | 4 537 | 428 | 28 | 1 213 | 352 |
| SPU | 47 | 390 | 10 | 657 | 13 | 2 239 | 45 | 1 | 348 | 14 |
| SERBIEN | 104 | 116 | 14 | 693 | 585 | 3 503 | 1 293 | 24 | 907 | 130 |
| DARUNTER: BEG | 103 | 116 | 14 | 288 | 15 | 3 502 | 545 | 21 | 906 | 130 |
| *YU | 1 | - | - | 405 | 570 | 1 | 748 | 3 | 1 | - |
| BOSNIEN-HERZEGOWINA | - | - | - | - | - | - | - | - | 8 | - |
| MONTENEGRO | 1 | - | - | - | - | 5 | - | - | 7 | 2 |
| MAZEDONIEN | 2 098 | 2 | 4 | 2 059 | 191 | 1 057 | 928 | 7 | 168 | 20 |
| DARUNTER: SKP | 2 098 | 2 | 4 | 2 059 | 191 | 1 057 | 928 | 7 | 168 | 20 |
| UNGARN | 1 654 | 356 | 150 | 2 021 | 1 237 | 10 424 | 1 510 | 110 | 4 612 | 2 688 |
| DARUNTER: BUD | 1 654 | 356 | 150 | 2 021 | 1 237 | 10 424 | 1 510 | 104 | 4 605 | 2 688 |
| ALBANIEN | 116 | 23 | 1 | 50 | 33 | 722 | 103 | 13 | 191 | 45 |
| DARUNTER: TIA | 116 | 23 | 1 | 50 | 33 | 722 | 103 | 13 | 191 | 45 |
| TSCHECH. REP. | 1 252 | 472 | 110 | 1 820 | 844 | 8 188 | 698 | 211 | 1 481 | 62 |
| DARUNTER: PRG | 1 246 | 451 | 107 | 1 772 | 829 | 8 004 | 672 | 202 | 1 468 | 60 |
| SLOWAKEI | 6 | 16 | 10 | 13 | 7 | 130 | 13 | - | 64 | - |
| RUMAENIEN | 227 | 93 | 46 | 638 | 261 | 4 785 | 317 | 41 | 1 761 | 126 |
| DARUNTER: BUH | 225 | 92 | 44 | 365 | 78 | 4 294 | 142 | 40 | 1 605 | 111 |
| *RO | 2 | 1 | 2 | 16 | 183 | 257 | 56 | 1 | 31 | 15 |
| BULGARIEN | 1 376 | 1 640 | 59 | 2 111 | 92 | 3 178 | 399 | 742 | 1 529 | 494 |
| DARUNTER: SOF | 142 | 48 | 31 | 98 | 50 | 2 408 | 81 | 25 | 1 207 | 74 |
| VAR | 919 | 667 | 28 | 1 108 | 41 | 608 | 275 | 274 | 311 | 419 |
| BOJ | 315 | 925 | - | 898 | 1 | 162 | 43 | 443 | 11 | 1 |
| RUSSLAND | 5 313 | 4 796 | 361 | 5 475 | 1 872 | 24 599 | 1 842 | 350 | 5 706 | 3 322 |
| DARUNTER: MOW | 2 077 | 288 | 161 | 3 673 | 582 | 15 371 | 905 | 149 | 3 871 | 2 278 |
| LED | 2 711 | 115 | 185 | 1 709 | 240 | 7 183 | 531 | 64 | 1 756 | 981 |
| OVB | 5 | 1 412 | 2 | 5 | 6 | 687 | 20 | 4 | 8 | 12 |
| *RU | 468 | 2 975 | 4 | 32 | 840 | 809 | 360 | 127 | 34 | 12 |
| WEISSRUSSLAND | 96 | 459 | 17 | 103 | 25 | 1 960 | 34 | 13 | 365 | 45 |
| DARUNTER: MSQ | 44 | 65 | 17 | 103 | 24 | 1 960 | 34 | 13 | 365 | 45 |
| MOLDAVIEN | 6 | - | 3 | 2 | 1 | 775 | 2 | - | 13 | 5 |
| UKRAINE | 247 | 91 | 78 | 224 | 59 | 5 664 | 135 | 58 | 610 | 175 |
| DARUNTER: IEV | 247 | 91 | 78 | 224 | 59 | 5 664 | 135 | 58 | 610 | 175 |
| GEORGIEN | 2 | - | - | 1 | 23 | 1 335 | - | 2 | 4 | 1 |
| DARUNTER: TBS | 2 | - | - | 1 | 23 | 1 335 | - | 2 | 4 | 1 |
| ARMENIEN | 6 | - | - | - | - | 35 | - | - | 2 | 1 |
| ASERBAIDSCHAN | 9 | 4 | 6 | 6 | 4 | 488 | 7 | - | 2 | 2 |
| KASACHSTAN | 146 | 2 384 | 5 | 29 | 923 | 2 187 | 161 | 792 | 53 | 40 |
| DARUNTER: ALA | 146 | 2 384 | 5 | 29 | 923 | 2 187 | 161 | 792 | 53 | 40 |
| KIRGISIEN | - | 564 | - | - | - | 375 | - | - | - | 40 |

MIT GEBIETEN AUSSERHALB DEUTSCHLANDS

| FLUGPLATZ | | | | | | | | | NACH ENDZIELLAND BZW. -- FLUGPLATZ |
|-----------------|-----------------|-----------------------|-------------------------|------------------|------------------|-----------------|----------|-----------|---------------------------------------|
| BERLIN (THF) | BERLIN (SXF) | SAARBRUECKEN (SCN) | MUENSTER/ OSN. (FMO) | LEIPZIG (LEJ) | DRESDEN (DRS) | ERFURT (ERF) | SONSTIGE | INSGESAMT | |
| 5 | 55 | 39 | 301 | 292 | 664 | - | 35 | 75 523 | REISENDE |
| 5 | - | 35 | 167 | 175 | 117 | - | 18 | 50 168 | ----- |
| - | - | - | 12 | 12 | 15 | - | - | 2 375 | INSGESAMT |
| - | - | 4 | 23 | 24 | 18 | - | 6 | 6 775 | ----- |
| - | 55 | - | 44 | 14 | 402 | - | 5 | 7 540 | OESTERREICH |
| - | - | - | 35 | 56 | 95 | - | 5 | 6 801 | DARUNTER: VIE |
| - | - | - | 20 | 11 | 17 | - | 1 | 1 859 | INN |
| 507 | - | 203 | 760 | 1 688 | 1 662 | - | 59 | 172 210 | LNZ |
| 47 | - | - | 89 | 304 | 148 | - | 18 | 29 261 | SZG |
| 2 | - | 2 | 324 | 190 | 284 | - | 14 | 41 527 | GRZ |
| 18 | - | 1 | 106 | 106 | 83 | - | 5 | 16 975 | KLU |
| - | - | - | 10 | 10 | 3 | - | - | 2 380 | ITALIEN |
| - | - | - | 10 | - | 16 | - | - | 1 160 | DARUNTER: ROM |
| 13 | - | - | 38 | 53 | 67 | - | 1 | 7 984 | MIL |
| - | - | 1 | 6 | 20 | 14 | - | 9 | 3 268 | VCE |
| 74 | - | 2 | 64 | 31 | 56 | - | 1 | 6 276 | TRS |
| 22 | - | 3 | 69 | 54 | 123 | - | 6 | 8 745 | VRN |
| - | - | 1 | 13 | 16 | 14 | - | 5 | 3 268 | TRN |
| - | - | - | - | - | - | - | - | 2 667 | GOA |
| 54 | - | 192 | 10 | 787 | 790 | - | - | 22 634 | FLR |
| - | - | - | - | 3 | 1 | - | - | 1 933 | BLQ |
| - | - | - | - | 2 | - | - | - | 1 102 | PSA |
| 18 | - | - | 3 | 37 | 17 | - | - | 2 840 | RMI |
| - | - | - | 6 | 12 | 8 | - | - | 3 483 | NAP |
| - | - | - | - | 2 | 2 | - | - | 2 827 | BDS |
| - | - | - | 10 | 52 | 33 | - | - | 11 725 | SUF |
| 1 131 | 11 249 | 916 | 3 934 | 11 007 | 6 644 | 2 012 | 23 | 271 565 | CAG |
| 22 | 538 | - | 46 | 976 | 824 | - | 19 | 35 685 | OLB |
| 274 | 1 835 | - | 585 | 1 341 | 830 | 374 | 2 | 46 804 | PMO |
| - | 1 635 | - | 484 | 2 233 | 1 286 | 480 | - | 31 550 | CTA |
| - | - | - | - | - | - | - | - | 1 961 | GRIECHENLAND |
| 259 | - | - | - | - | - | - | - | 4 065 | DARUNTER: ATH |
| 181 | - | - | - | - | - | - | - | 3 893 | SKG |
| - | - | - | - | - | - | - | - | 6 993 | CFU |
| 106 | - | - | - | - | 4 | - | - | 4 836 | JST |
| - | 918 | - | 493 | 531 | 1 | - | - | 18 055 | ZTH |
| - | 2 148 | 320 | 779 | 2 334 | 1 258 | 463 | - | 33 690 | JMK |
| - | 321 | - | - | - | - | - | - | 5 591 | SMI |
| 93 | 3 566 | 596 | 1 544 | 3 592 | 2 441 | 695 | 2 | 63 771 | JTR |
| 196 | - | - | - | - | - | - | - | 5 323 | KGS |
| - | 288 | - | 3 | - | - | - | - | 3 092 | RHO |
| 1 | 17 398 | 843 | 4 814 | 11 282 | 5 331 | 2 113 | 39 | 398 738 | CHQ |
| - | 2 683 | - | 356 | 24 | 6 | - | 12 | 47 668 | HER |
| 1 | 3 489 | - | 1 226 | 73 | 51 | - | 22 | 126 261 | KVA |
| - | 912 | - | 546 | 481 | 1 | - | 5 | 49 193 | MJT |
| - | 1 462 | 252 | 638 | 1 339 | 533 | 145 | - | 32 714 | *GR |
| - | 6 971 | 591 | 2 045 | 9 360 | 4 740 | 1 968 | - | 126 078 | TUERKEI |
| - | 1 881 | - | 3 | 5 | - | - | - | 16 824 | DARUNTER: ANK |
| - | 3 328 | - | 30 | 1 564 | 968 | 249 | 8 | 18 791 | IST |
| - | 2 568 | - | 30 | 1 140 | 707 | 249 | 8 | 13 851 | IZM |
| - | 758 | - | - | 424 | 261 | - | - | 4 562 | DLM |
| - | 153 | - | 12 | 219 | 13 | - | 1 | 5 289 | AYT |
| - | 153 | - | 12 | 219 | 13 | - | 1 | 5 289 | *TR |
| 4 | 393 | 2 | 13 | 298 | 33 | - | 3 | 13 072 | ZYPERN |
| 4 | - | 2 | 11 | 14 | 32 | - | 3 | 7 594 | DARUNTER: LCA |
| - | 297 | - | 2 | 82 | - | - | - | 4 145 | *CY |
| - | 739 | - | 6 | 6 | 6 | - | - | 8 126 | SLOWENIEN |
| - | 679 | - | 6 | 6 | 6 | - | - | 6 337 | DARUNTER: LJU |
| - | 60 | - | - | - | - | - | - | 1 789 | KROATIEN |
| - | 7 | - | - | - | - | - | - | 8 | DARUNTER: ZAG |
| - | 969 | - | - | 8 | 5 | - | - | 7 516 | SPU |
| - | 969 | - | - | 8 | 5 | - | - | 7 516 | SERBIEN |
| 22 | - | 4 | 101 | 92 | 76 | - | 7 | 25 064 | DARUNTER: BEG |
| 22 | - | 4 | 101 | 92 | 76 | - | 7 | 25 051 | *YU |
| - | 3 | - | 1 | 8 | 2 | - | - | 1 311 | BOSNIEN-HERZEGOWINA |
| - | 3 | - | 1 | 8 | 2 | - | - | 1 311 | MONTENEGRO |
| 648 | - | 4 | 27 | 8 | 2 | - | 37 | 15 864 | MAZEDONIEN |
| 637 | - | 4 | 27 | 8 | 2 | - | 37 | 15 526 | DARUNTER: SKP |
| 178 | - | - | 1 | 4 | 2 | - | - | 444 | UNGARN |
| - | 1 060 | - | 45 | 28 | 24 | - | 2 | 9 454 | DARUNTER: BUD |
| - | 417 | - | 40 | 28 | 22 | - | 2 | 7 505 | ALBANIEN |
| - | 528 | - | 5 | - | 2 | - | - | 1 099 | DARUNTER: TIA |
| - | 9 173 | - | 24 | 5 538 | 2 189 | 1 998 | 1 | 30 543 | TSCHECH. REP |
| - | 813 | - | 19 | 76 | 25 | - | 1 | 5 098 | DARUNTER: PRG |
| - | 3 694 | - | 5 | 2 130 | 754 | 998 | - | 12 231 | SLOWAKEI |
| - | 4 666 | - | - | 3 177 | 1 410 | 1 000 | - | 13 052 | RUMAENIEN |
| 41 | 5 948 | 1 | 185 | 548 | 232 | - | 20 | 60 611 | DARUNTER: BUH |
| - | 3 768 | 1 | 75 | 499 | 164 | - | 15 | 33 877 | *RO |
| 21 | 1 600 | - | 98 | 26 | 48 | - | 4 | 17 272 | BULGARIEN |
| - | 98 | - | 6 | 2 | 3 | - | - | 2 270 | DARUNTER: SOF |
| 20 | 448 | - | 3 | 6 | 6 | - | 1 | 6 145 | VAR |
| - | 386 | - | 126 | 23 | 8 | - | 5 | 3 665 | BOJ |
| - | 386 | - | 12 | 23 | 8 | - | 5 | 3 104 | RUSSLAND |
| - | - | - | 1 | 3 | - | - | 1 | 812 | DARUNTER: MOW |
| 1 | 819 | 1 | 34 | 60 | 63 | - | 3 | 8 322 | LED |
| 1 | 819 | 1 | 34 | 60 | 63 | - | 3 | 8 322 | OVV |
| - | 109 | - | - | - | 1 | - | - | 1 478 | *RU |
| - | 109 | - | - | - | 1 | - | - | 1 478 | WEISSRUSSLAND |
| - | 16 | - | - | - | - | - | - | 61 | DARUNTER: MSQ |
| - | 4 | - | 3 | 1 | 2 | - | - | 562 | MOLDAVIEN |
| - | 54 | - | 105 | 4 | 15 | - | - | 6 898 | UKRAINE |
| - | 54 | - | 105 | 4 | 15 | - | - | 6 898 | DARUNTER: IEV |
| - | - | - | - | - | - | - | - | 6 898 | GEORGIEN |
| - | - | - | - | - | - | - | - | 939 | DARUNTER: TBS |
| - | - | - | - | - | - | - | - | - | ARMENIEN |
| - | - | - | - | - | - | - | - | - | ASERBAIDDSCHAN |
| - | - | - | - | - | - | - | - | - | KASACHSTAN |
| - | - | - | - | - | - | - | - | - | DARUNTER: ALA |
| - | - | - | - | - | - | - | - | - | KIRGISIEN |

5 PERSONENVERKEHR

5. 2 VERFLECHTUNG IM VERKEHR

5. 2. 3 REISENDE

| NACH ENDZIELLAND BZW. --- FLUGPLATZ | VON HERKUNFTS | | | | | | | | | |
|--|------------------|-------------------|-----------------|----------------------|---------------------|--------------------|--------------------|--------------------|-------------------|-----------------|
| | HAMBURG (HAM) | HANNOVER (HAJ) | BREMEN (BRE) | DUESSELDORF (DUS) | KOELN/BONN (CGN) | FRANKFURT (FRA) | STUTTGART (STR) | NUERNBERG (NUE) | MUENCHEN (MUC) | BERLIN (TXL) |
| REISENDE | | | | | | | | | | |
| INSGESAMT | | | | | | | | | | |
| TURKMENISTAN | 5 | - | 3 | 3 | 1 | 90 | 2 | 4 | 5 | 5 |
| USBEKISTAN | 22 | 7 | 1 | 18 | 11 | 1 565 | 12 | 12 | 50 | 39 |
| DARUNTER: TAS | 22 | 7 | 1 | 18 | 11 | 1 565 | 12 | 12 | 50 | 39 |
| E U R O P A | 225 309 | 159 896 | 41 844 | 454 548 | 115 638 | 700 044 | 176 294 | 69 293 | 314 977 | 173 057 |
| DARUNTER: EU-LAENDER | 158 301 | 105 362 | 33 675 | 341 144 | 72 305 | 489 123 | 132 034 | 50 304 | 243 376 | 113 524 |
| AEGYPTEN | 831 | 474 | 81 | 2 348 | 682 | 8 007 | 977 | 56 | 2 954 | 665 |
| DARUNTER: CAI | 324 | 128 | 67 | 173 | 225 | 4 239 | 171 | 47 | 200 | 103 |
| ALY | 37 | 8 | 14 | 51 | 8 | 1 021 | 28 | 9 | 15 | 14 |
| LXR | 238 | - | - | 1 434 | 448 | 373 | 262 | - | 351 | 349 |
| HRG | 232 | 338 | - | 506 | - | 2 228 | 440 | - | 1 921 | 199 |
| TUNESIEN | 4 565 | 5 159 | 774 | 10 552 | 1 946 | 10 923 | 5 265 | 3 623 | 7 270 | 3 661 |
| DARUNTER: TUN | 972 | 562 | 34 | 836 | 78 | 2 864 | 457 | 25 | 496 | 56 |
| DJE | 775 | 983 | 61 | 2 170 | 572 | 2 515 | 1 370 | 744 | 1 668 | 540 |
| MIR | 2 818 | 3 545 | 679 | 6 945 | 1 296 | 5 217 | 3 438 | 2 854 | 4 885 | 3 065 |
| *TN | - | 69 | - | 601 | - | 327 | - | - | 221 | - |
| ALGERIEN | 12 | 5 | 5 | 26 | 6 | 613 | 5 | 1 | 17 | 2 |
| MAROKKO | 752 | 762 | 80 | 2 023 | 266 | 3 284 | 772 | 330 | 1 384 | 672 |
| DARUNTER: CAS | 136 | 60 | 56 | 113 | 41 | 1 327 | 40 | 33 | 150 | 95 |
| AGA | 563 | 697 | - | 1 620 | - | 1 038 | 702 | 296 | 1 105 | 515 |
| MAURETANIEN | - | - | - | - | - | 2 | - | - | 5 | 1 |
| MALI | 6 | 6 | - | - | - | 47 | 12 | - | 4 | 4 |
| KAP VERDE | 11 | 1 | 2 | 1 | - | 263 | 3 | 1 | 4 | - |
| SENEGAL | 58 | 14 | 5 | 2 | 1 | 477 | 11 | 1 | 50 | 41 |
| GAMBIA | 37 | 18 | 1 | - | - | 28 | 12 | - | 7 | - |
| GUINEA-BISSAU | - | - | - | - | 1 | - | - | - | - | - |
| GUINEA | 13 | 4 | 1 | - | - | 15 | 1 | - | 4 | 4 |
| SIERRA LEONE | 5 | - | 3 | - | 2 | 4 | 6 | 2 | 7 | 4 |
| LIBERIA | - | - | - | - | - | 2 | - | - | - | - |
| ELFENB. KUESTE | 29 | 4 | 1 | 10 | 2 | 35 | 11 | 2 | 13 | 5 |
| BURKINA FASO | 7 | 3 | 2 | - | - | 31 | 5 | - | 12 | 8 |
| NIGER | 5 | - | - | - | 1 | 11 | 10 | - | 8 | 3 |
| TSCHAD | 2 | 1 | - | 1 | - | 8 | 3 | - | - | 3 |
| GHANA | 289 | 35 | 55 | 476 | 2 | 645 | 50 | 8 | 46 | 87 |
| DARUNTER: ACC | 289 | 35 | 55 | 476 | 2 | 645 | 50 | 8 | 46 | 87 |
| TOGO | 28 | 10 | 4 | - | - | 26 | 8 | 3 | 7 | 5 |
| BENIN | 8 | 13 | 1 | - | 1 | 42 | 14 | 3 | 13 | 1 |
| NIGERIA | 169 | 29 | 39 | 71 | 25 | 1 434 | 51 | 14 | 93 | 38 |
| DARUNTER: LOS | 162 | 27 | 39 | 71 | 25 | 1 427 | 42 | 13 | 85 | 34 |
| KAMERUN | 26 | 8 | 1 | 5 | 2 | 40 | 7 | 2 | 14 | 5 |
| ZENT. AFR. REP. | - | - | 2 | - | - | 2 | 1 | - | - | - |
| GABUN | 4 | 1 | 1 | 1 | 5 | 6 | 2 | - | 1 | 3 |
| KONGO | 1 | 1 | 1 | - | - | 11 | 3 | - | 7 | 9 |
| ZAIRE | 12 | 5 | 1 | 7 | 1 | 39 | 7 | - | 8 | 2 |
| SAO TOME | - | - | - | - | - | - | - | - | 1 | - |
| ANGOLA | 10 | 10 | 5 | 2 | 3 | 43 | 3 | 1 | 20 | 3 |
| SUDAN | 12 | 8 | - | 1 | 1 | 259 | 7 | - | 6 | 6 |
| DSCHIBUTI | 4 | - | - | - | - | 3 | 4 | - | - | - |
| ERITHREA | 40 | 15 | 5 | 7 | 7 | 1 133 | 17 | 8 | 12 | 18 |
| DARUNTER: ASM | 40 | 15 | 5 | 7 | 7 | 1 133 | 17 | 8 | 12 | 18 |
| AETHIOPIEN | 14 | 6 | 1 | 7 | 6 | 1 788 | 10 | 1 | 19 | 17 |
| DARUNTER: ADD | 13 | 6 | 1 | 7 | 6 | 1 779 | 10 | 1 | 19 | 17 |
| SOMALIA | - | - | - | - | - | - | - | - | 5 | - |
| UGANDA | 16 | 10 | - | 1 | 1 | 69 | 6 | 1 | 24 | 14 |
| KENIA | 327 | 81 | 25 | 1 413 | 19 | 4 309 | 66 | 11 | 2 586 | 118 |
| DARUNTER: NBO | 93 | 71 | 25 | 20 | 18 | 2 012 | 65 | 9 | 1 103 | 118 |
| MBA | 234 | 10 | - | 1 393 | 1 | 2 276 | - | 2 | 2 483 | - |
| RUANDA | 2 | 2 | - | - | - | 43 | - | 1 | 5 | - |
| BURUNDI | - | 1 | 1 | - | - | 6 | 3 | - | 5 | - |
| TANSANIA | 69 | 56 | 12 | 41 | 5 | 139 | 41 | 20 | 59 | 89 |
| SAMBIA | 10 | 3 | - | 1 | 2 | 38 | 3 | 1 | 7 | 5 |
| MALAWI | 18 | 2 | 2 | 1 | 1 | 31 | 3 | 2 | 8 | 7 |
| SIMBABWE | 80 | 14 | 19 | 29 | 10 | 1 006 | 23 | 14 | 48 | 67 |
| DARUNTER: HRE | 71 | 14 | 19 | 29 | 10 | 845 | 23 | 13 | 34 | 67 |
| BOTSUANA | 4 | 6 | - | 5 | 2 | 27 | 2 | - | 3 | 2 |
| NAMIBIA | 142 | 59 | 70 | 16 | 15 | 1 613 | 22 | 6 | 669 | 82 |
| DARUNTER: WDH | 142 | 59 | 70 | 16 | 15 | 1 613 | 22 | 6 | 669 | 82 |
| MOSAMBIK | 4 | 2 | - | 1 | 6 | 40 | - | 7 | 3 | 19 |
| SWASILAND | 3 | - | - | - | 2 | 10 | - | - | 3 | - |
| MADAGASKAR | 9 | 6 | 1 | 1 | - | 131 | 11 | 5 | 12 | 31 |
| KOMOREN | - | - | - | - | - | 36 | - | - | - | - |
| SESCHELLEN | 60 | 17 | 9 | 6 | - | 781 | 23 | 14 | 59 | 67 |
| DARUNTER: SEZ | 60 | 17 | 9 | 6 | - | 781 | 22 | 14 | 59 | 67 |
| REUNION (FR) | 11 | 6 | - | - | - | 64 | - | 1 | 12 | 10 |
| MAURITIUS | 118 | 41 | 7 | 36 | 10 | 921 | 50 | 3 | 735 | 115 |
| DARUNTER: MRU | 118 | 41 | 7 | 36 | 10 | 921 | 50 | 3 | 735 | 115 |
| SUEDAFRIKA | 703 | 360 | 123 | 355 | 95 | 6 756 | 243 | 93 | 1 379 | 442 |
| DARUNTER: JNB | 472 | 287 | 87 | 291 | 72 | 4 664 | 197 | 70 | 694 | 282 |
| CPT | 171 | 33 | 27 | 43 | 18 | 1 591 | 41 | 15 | 290 | 143 |
| A F R I K A | 8 526 | 7 258 | 1 339 | 17 446 | 3 129 | 45 241 | 7 773 | 4 235 | 17 608 | 6 335 |
| KANADA | 4 910 | 1 619 | 755 | 3 621 | 413 | 39 309 | 1 577 | 455 | 3 442 | 3 712 |
| DARUNTER: YMQ | 478 | 213 | 86 | 123 | 29 | 1 311 | 278 | 77 | 543 | 551 |
| YTO | 1 666 | 611 | 277 | 1 845 | 120 | 15 019 | 755 | 199 | 1 592 | 1 789 |
| YVR | 1 384 | 457 | 221 | 1 100 | 145 | 11 990 | 329 | 91 | 833 | 879 |
| YYC | 703 | 170 | 100 | 429 | 28 | 7 995 | 98 | 42 | 245 | 279 |
| YHZ | 489 | 20 | 7 | 27 | 3 | 648 | 13 | 5 | 38 | 25 |
| *CA | 94 | 74 | 38 | 45 | 18 | 758 | 57 | 28 | 74 | 53 |
| USA | 19 180 | 6 818 | 3 664 | 20 026 | 4 014 | 209 144 | 10 174 | 3 878 | 41 585 | 21 214 |
| DARUNTER: NYC | 4 712 | 1 481 | 747 | 5 243 | 504 | 32 049 | 2 378 | 681 | 7 041 | 4 997 |
| CHI | 1 287 | 576 | 265 | 4 198 | 139 | 17 129 | 720 | 275 | 4 134 | 1 099 |

MIT GEBIETEN AUSSERHALB DEUTSCHLANDS

| FLUGPLATZ | | | | | | | | | NACH ENDZIELLAND BZW. --- FLUGPLATZ | |
|----------------------|--------|-----------------------|-------------------------|------------------|------------------|-----------------|----------|-----------|--|----------------------|
| B E R L I N (THF) | (SXF) | SAARBRUECKEN (SCN) | MUENSTER/ OSN. (FMO) | LEIPZIG (LEJ) | DRESDEN (DRS) | ERFURT (ERF) | SONSTIGE | INSGESAMT | | |
| - | - | - | - | - | - | - | - | - | 118 | REISENDE |
| - | 7 | - | 2 | 7 | 8 | - | - | 1 | 1 762 | INSGESAMT |
| - | 7 | - | 2 | 7 | 8 | - | - | 1 | 1 762 | TURKMENISTAN |
| 14 716 | 84 736 | 10 587 | 33 774 | 70 889 | 40 391 | 13 165 | - | 846 | 2 700 004 | USBEKISTAN |
| 10 597 | 42 554 | 9 720 | 27 463 | 49 242 | 29 648 | 8 805 | - | 631 | 1 917 808 | DARUNTER:TAS |
| | | | | | | | | | | E U R O P A |
| | | | | | | | | | | DARUNTER: EU-LAENDER |
| 3 | 1 570 | - | 19 | 1 322 | 17 | - | 5 | 20 011 | | EGYPTEN |
| 3 | 659 | - | 10 | 12 | 16 | - | 2 | 6 379 | | DARUNTER:CAI |
| - | 1 | - | 9 | 1 | 1 | - | 3 | 1 220 | | ALY |
| - | 12 | - | - | 370 | - | - | - | 3 837 | | LXR |
| - | 891 | - | - | 939 | - | - | - | 7 694 | | HRG |
| - | 6 149 | 881 | 1 091 | 5 790 | 3 438 | 1 286 | 6 | 72 379 | | TUNESIEN |
| - | 1 337 | - | 34 | 457 | 320 | 53 | 4 | 8 585 | | DARUNTER:TUN |
| - | 728 | 269 | 238 | 730 | 449 | 120 | 2 | 13 934 | | DJE |
| - | 3 896 | 612 | 819 | 4 603 | 2 669 | 1 113 | - | 48 454 | | MIR |
| - | 188 | - | - | - | - | - | - | 1 406 | | *TN |
| - | - | - | - | 2 | - | - | - | 694 | | ALGERIEN |
| 27 | 698 | - | 23 | 973 | 310 | 150 | 1 | 12 507 | | MAROKKO |
| 27 | 3 | - | 19 | 7 | 30 | - | 1 | 2 138 | | DARUNTER: CAS |
| - | 695 | - | - | 960 | 277 | 150 | - | 8 618 | | AGA |
| - | - | - | - | - | - | - | - | 8 | | MAURETANIEN |
| - | - | - | - | - | - | - | - | 79 | | MALI |
| - | - | - | 2 | - | - | - | - | 288 | | KAP VERDE |
| 3 | - | - | - | 3 | - | - | - | 666 | | SENEGAL |
| 26 | - | - | - | 2 | - | - | - | 131 | | GAMBIA |
| - | - | - | - | - | - | - | - | 1 | | GUINEA-BISSAU |
| 3 | 5 | - | - | 1 | 1 | - | - | 52 | | GUINEA |
| 2 | - | - | - | - | - | - | - | 35 | | SIERRA LEONE |
| 6 | - | - | - | - | - | - | - | 2 | | LIBERIA |
| 5 | - | - | - | - | - | - | - | 118 | | ELFENS. KUESTE |
| - | - | - | - | 2 | - | - | - | 73 | | BURKINA FASO |
| - | - | - | - | - | - | - | - | 40 | | NIGER |
| - | - | - | - | - | - | - | - | 18 | | TSCHAD |
| - | 9 | - | 3 | 5 | - | - | - | 1 710 | | GHANA |
| 8 | 9 | - | 3 | 5 | - | - | - | 1 710 | | DARUNTER:ACC |
| 11 | 2 | - | - | 2 | - | - | - | 103 | | TOGO |
| 5 | 21 | - | 7 | 2 | - | - | - | 107 | | BENIN |
| 5 | 21 | - | 7 | 2 | - | - | 3 | 2 001 | | NIGERIA |
| 8 | - | - | - | 2 | - | - | 3 | 1 963 | | DARUNTER:LOS |
| - | - | - | - | - | - | - | - | 118 | | KAMERUN |
| - | - | - | - | - | - | - | - | 5 | | ZENT. AFR. REP. |
| 2 | - | - | 11 | - | - | - | - | 37 | | GABUN |
| 2 | 2 | - | - | - | - | - | - | 37 | | KONGO |
| 2 | - | - | - | 1 | - | - | - | 85 | | ZAIRE |
| - | - | - | - | - | - | - | - | 1 | | SAO TOME |
| 5 | 2 | - | - | - | - | - | - | 107 | | ANGOLA |
| - | - | - | 4 | - | - | - | - | 304 | | SUDAN |
| - | - | - | - | - | - | - | - | 11 | | DSCHIBUTI |
| - | - | - | 4 | 1 | - | - | 1 | 1 268 | | ERITHREA |
| - | - | - | 4 | 1 | - | - | 1 | 1 268 | | DARUNTER:ASM |
| - | 2 | - | 1 | - | 3 | - | - | 1 875 | | AETHIOPIEN |
| - | - | - | 1 | - | 3 | - | - | 1 863 | | DARUNTER:ADD |
| - | - | - | - | - | - | - | - | 5 | | SOMALIA |
| 11 | - | - | - | - | - | - | - | 153 | | UGANDA |
| 9 | 797 | - | 2 | 28 | 8 | - | - | 9 799 | | KENIA |
| 9 | - | - | 2 | 5 | 6 | - | - | 2 556 | | DARUNTER:NBO |
| 6 | 797 | - | - | 23 | 2 | - | - | 7 221 | | MBA |
| - | - | - | - | 2 | - | - | - | 61 | | RUANDA |
| - | - | - | - | - | - | - | - | 16 | | BURUNDI |
| - | - | - | - | 2 | 2 | - | - | 535 | | TANSANIA |
| - | - | - | - | 3 | - | - | - | 75 | | SAMBIA |
| - | - | - | - | 1 | - | - | 2 | 76 | | MALAWI |
| - | - | - | 3 | 5 | 7 | - | - | 1 325 | | SIMBABWE |
| - | - | - | 3 | 5 | 7 | - | - | 1 140 | | DARUNTER:HRE |
| - | - | - | - | 1 | - | - | - | 54 | | BOTSUANA |
| - | - | - | 6 | 12 | 11 | - | 8 | 2 731 | | NAMIBIA |
| - | - | - | 6 | 12 | 11 | - | 8 | 2 731 | | DARUNTER:WDH |
| - | - | - | 1 | 3 | - | - | - | 86 | | MOSAMBIK |
| - | - | - | - | 1 | - | - | - | 19 | | SWASILAND |
| - | 2 | - | - | - | - | - | - | 209 | | MADAGASKAR |
| - | - | - | - | - | - | - | - | 36 | | KOMOREN |
| - | - | - | - | 2 | 2 | - | - | 1 040 | | SESCHELLEN |
| - | - | - | - | 2 | 2 | - | - | 1 039 | | DARUNTER:SEZ |
| - | - | - | - | - | - | - | - | 104 | | REUNION (FR) |
| - | - | - | 5 | - | 1 | - | - | 2 042 | | MAURITIUS |
| - | - | - | 5 | - | 1 | - | - | 2 042 | | DARUNTER:MRU |
| 31 | 30 | - | 45 | 55 | 45 | - | 13 | 10 768 | | SUEDAFRIKA |
| 31 | 30 | - | 32 | 29 | 36 | - | 9 | 7 283 | | DARUNTER:JNB |
| - | - | - | 11 | 16 | 5 | - | 4 | 2 408 | | CPT |
| 175 | 9 289 | 881 | 1 227 | 8 221 | 3 845 | 1 436 | 41 | 144 005 | | A F R I K A |
| 18 | - | - | 148 | 281 | 458 | - | 95 | 60 813 | | KANADA |
| 18 | - | - | 1 | 6 | 41 | - | 1 | 3 756 | | DARUNTER:YMQ |
| - | - | - | 52 | 116 | 158 | - | 26 | 24 225 | | YTO |
| - | - | - | 46 | 102 | 133 | - | 45 | 17 755 | | YVR |
| - | - | - | 28 | 32 | 81 | - | 16 | 10 246 | | YYC |
| - | - | - | - | 2 | 2 | - | - | 1 279 | | YHZ |
| - | - | - | 12 | 9 | 23 | - | 6 | 1 289 | | *CA |
| 640 | 184 | 2 | 553 | 1 332 | 1 492 | - | 369 | 344 269 | | USA |
| 228 | - | - | 91 | 306 | 293 | - | 94 | 60 845 | | DARUNTER:NYC |
| 107 | - | - | 48 | 110 | 57 | - | 30 | 30 174 | | CHI |

5 PERSONENVERKEHR

5. 2 VERFLECHTUNG IM VERKEHR

5. 2. 3 REISENDE

VON HERKUNFTS

| NACH ENDTZIELLAND BZW. --- FLUGPLATZ | VON HERKUNFTS | | | | | | | | | |
|---|------------------|-------------------|-----------------|----------------------|---------------------|--------------------|--------------------|--------------------|-------------------|-----------------|
| | HAMBURG (HAM) | HANNOVER (HAJ) | BREMEN (BRE) | DUESSELDORF (DUS) | KOELN/BONN (CGN) | FRANKFURT (FRA) | STUTTGART (STR) | NUERNBERG (NUE) | MUENCHEN (MUC) | BERLIN (TXL) |
| REISENDE | | | | | | | | | | |
| INSGESAMT | | | | | | | | | | |
| BOS | 771 | 333 | 156 | 434 | 123 | 8 803 | 530 | 201 | 1 460 | 741 |
| PHL | 148 | 64 | 17 | 125 | 17 | 2 529 | 127 | 42 | 1 503 | 173 |
| BWI | 133 | 7 | 16 | 14 | 2 | 788 | 10 | 13 | 191 | 44 |
| WAS | 740 | 245 | 183 | 229 | 168 | 17 129 | 418 | 256 | 1 373 | 849 |
| DET | 591 | 293 | 202 | 140 | 193 | 12 467 | 392 | 193 | 1 095 | 707 |
| PIT | 57 | 24 | 32 | 115 | 29 | 2 805 | 29 | 78 | 430 | 84 |
| CVG | 74 | 20 | 29 | 36 | 16 | 3 861 | 149 | 33 | 382 | 373 |
| IND | 34 | 20 | 5 | 5 | 11 | 741 | 22 | 19 | 131 | 24 |
| CLE | 32 | 37 | 17 | 39 | 11 | 1 595 | 38 | 29 | 174 | 63 |
| *U1 | 198 | 114 | 57 | 92 | 48 | 3 239 | 230 | 96 | 463 | 239 |
| ATL | 763 | 258 | 158 | 195 | 66 | 8 019 | 557 | 200 | 3 996 | 502 |
| CLT | 42 | 24 | 25 | 53 | 12 | 2 204 | 54 | 16 | 354 | 79 |
| TPA | 131 | 36 | 50 | 124 | 6 | 1 850 | 44 | 33 | 181 | 475 |
| MIA | 1 583 | 369 | 185 | 1 919 | 83 | 8 716 | 312 | 130 | 1 784 | 1 854 |
| ORL | 230 | 41 | 43 | 904 | 5 | 4 107 | 51 | 33 | 571 | 1 050 |
| *U2 | 152 | 85 | 40 | 1 586 | 752 | 7 251 | 615 | 78 | 1 156 | 327 |
| MSP | 448 | 158 | 148 | 56 | 9 | 2 903 | 212 | 161 | 841 | 430 |
| STL | 34 | 33 | 11 | 14 | 17 | 1 618 | 85 | 22 | 126 | 57 |
| MKC | 18 | 73 | 11 | 21 | 12 | 1 096 | 34 | 26 | 204 | 28 |
| *U3 | 39 | 18 | 21 | 15 | 15 | 861 | 35 | 33 | 114 | 48 |
| DAL | 247 | 102 | 116 | 98 | 27 | 7 394 | 168 | 101 | 691 | 371 |
| HOU | 315 | 134 | 85 | 56 | 24 | 3 253 | 113 | 60 | 492 | 304 |
| MSY | 75 | 18 | 16 | 16 | 6 | 803 | 45 | 10 | 186 | 43 |
| MEM | 163 | 40 | 58 | 12 | 2 | 546 | 74 | 61 | 217 | 196 |
| SAT | 9 | 7 | 1 | 5 | 3 | 947 | 22 | 13 | 17 | 22 |
| *U4 | 43 | 17 | 18 | 18 | 13 | 2 107 | 73 | 33 | 89 | 65 |
| SEA | 524 | 154 | 61 | 154 | 28 | 3 117 | 267 | 45 | 1 109 | 366 |
| SLC | 113 | 49 | 21 | 18 | 10 | 1 023 | 78 | 29 | 433 | 194 |
| SFO | 2 187 | 754 | 314 | 1 375 | 171 | 11 369 | 793 | 289 | 4 188 | 2 007 |
| LAX | 2 334 | 702 | 314 | 2 475 | 434 | 17 439 | 824 | 250 | 3 435 | 2 418 |
| DEN | 245 | 116 | 69 | 67 | 27 | 4 287 | 131 | 61 | 624 | 258 |
| PHX | 48 | 93 | 20 | 15 | 16 | 975 | 52 | 15 | 285 | 203 |
| LAS | 64 | 29 | 13 | 9 | 942 | 2 375 | 16 | 11 | 119 | 36 |
| SAN | 78 | 34 | 6 | 13 | 6 | 911 | 54 | 17 | 174 | 71 |
| *U6 | 66 | 37 | 18 | 24 | 16 | 1 322 | 73 | 48 | 192 | 110 |
| ANC | 41 | 13 | 4 | 14 | 3 | 1 815 | 6 | 5 | 580 | 33 |
| BERMUDA (BRIT) | 8 | - | 2 | 5 | - | 23 | - | - | 10 | 6 |
| MEXIKO | 448 | 358 | 86 | 1 497 | 1 063 | 5 055 | 156 | 62 | 879 | 394 |
| DARUNTER: MEX | 298 | 340 | 83 | 214 | 59 | 3 570 | 141 | 50 | 337 | 347 |
| ACA | 2 | 5 | - | 182 | - | 384 | - | - | 2 | 9 |
| *MX | 118 | 6 | 3 | 1 089 | 1 003 | 967 | 11 | 9 | 528 | 32 |
| GUATEMALA | 54 | 31 | 10 | 23 | 3 | 105 | 23 | 5 | 65 | 20 |
| BELIZE | 4 | - | - | - | - | 8 | - | - | - | 19 |
| HONDURAS | 2 | - | - | 4 | - | 26 | 3 | - | 7 | 3 |
| EL SALVADOR | 2 | - | 1 | 9 | 4 | 58 | 3 | 1 | 11 | 5 |
| NICARAGUA | 2 | 1 | - | 23 | 2 | 54 | 1 | - | 5 | 1 |
| COSTA RICA | 89 | 12 | 14 | 235 | 3 | 325 | 17 | 6 | 105 | 47 |
| PANAMA | 13 | 3 | 6 | 6 | - | 105 | 9 | 2 | 15 | 10 |
| KUBA | 16 | 1 | 1 | 1 119 | 215 | 1 520 | 17 | 2 | 375 | 114 |
| DARUNTER: HAV | 8 | - | 1 | 61 | 176 | 435 | 7 | - | 20 | - |
| VRA | 8 | 1 | - | 728 | - | 583 | 7 | - | 240 | 65 |
| *CU | - | - | - | 330 | 39 | 502 | 3 | 2 | 115 | 49 |
| MARTINIQUE | - | - | - | - | - | 3 | - | - | - | - |
| BAHAMAS | 21 | 10 | 2 | 15 | - | 724 | 4 | - | 35 | 10 |
| JAMAICA | 37 | 7 | 22 | 562 | 3 | 714 | 6 | - | 243 | 49 |
| DARUNTER: MBJ | 28 | 1 | 11 | 558 | - | 681 | 6 | - | 237 | 38 |
| HAITI | 2 | - | 1 | - | - | 11 | - | 2 | 1 | 2 |
| DOMINIK. REP | 1 759 | 932 | 1 | 6 100 | 1 145 | 5 813 | 559 | 4 | 4 367 | 401 |
| DARUNTER: SDQ | 36 | 5 | - | 823 | 2 | 980 | 34 | 2 | 667 | 170 |
| POP | 947 | 398 | 1 | 2 825 | 582 | 2 280 | 209 | - | 1 939 | 128 |
| *DO | 776 | 529 | - | 2 452 | 561 | 2 553 | 316 | 2 | 1 761 | 103 |
| ANTIGUA-BARB. | 22 | 10 | 4 | 6 | 1 | 191 | 2 | - | 37 | 26 |
| GUADELOUPE (FR) | 32 | 12 | - | - | - | 88 | 11 | 10 | 54 | 59 |
| BARBADOS | 27 | 10 | 7 | 3 | 318 | 408 | 2 | - | 42 | 47 |
| TRINID. U. TOB. | 12 | - | 1 | 3 | - | 240 | 1 | - | - | 5 |
| NIED. ANTILLEN | 111 | 44 | 14 | 42 | 1 | 74 | 41 | 18 | 90 | 118 |
| ST. LUCIA | 9 | 3 | 2 | 15 | - | 481 | 5 | 1 | 25 | 13 |
| SONST. WESTIN. | 11 | 4 | 3 | 2 | 1 | 163 | 1 | - | 16 | 8 |
| KOLUMBIEN | 159 | 43 | 19 | 101 | 18 | 2 027 | 27 | 13 | 152 | 100 |
| DARUNTER: BOG | 144 | 38 | 11 | 93 | 13 | 1 586 | 25 | 6 | 148 | 98 |
| VENEZUELA | 126 | 39 | 26 | 1 270 | 465 | 1 505 | 42 | 16 | 150 | 118 |
| DARUNTER: CCS | 121 | 32 | 24 | 73 | 8 | 983 | 35 | 15 | 142 | 110 |
| PMV | 2 | - | - | 1 196 | 456 | 476 | - | - | 6 | 8 |
| GUYANA | 1 | - | - | - | - | 3 | - | - | - | - |
| SURINAME | 2 | - | 1 | - | - | - | - | - | 3 | - |
| GUYANA (FR) | 9 | - | 2 | - | - | 6 | 3 | 1 | 11 | - |
| BRASIL IEN | 776 | 365 | 202 | 422 | 315 | 7 347 | 567 | 136 | 756 | 408 |
| DARUNTER: RIO | 242 | 71 | 66 | 133 | 27 | 2 851 | 103 | 45 | 251 | 187 |
| SAO | 377 | 232 | 101 | 232 | 116 | 4 209 | 389 | 81 | 388 | 166 |
| ECUADOR | 170 | 26 | 27 | 24 | 21 | 883 | 37 | 12 | 81 | 78 |
| DARUNTER: UIO | 113 | 17 | 17 | 22 | 21 | 818 | 34 | 10 | 67 | 69 |
| PERU | 117 | 47 | 48 | 32 | 14 | 1 115 | 41 | 16 | 134 | 147 |
| DARUNTER: LIM | 112 | 47 | 47 | 30 | 13 | 1 099 | 41 | 16 | 125 | 141 |
| BOLIVIEN | 22 | 4 | 6 | 16 | 7 | 327 | 7 | 1 | 6 | 16 |
| PARAGUAY | 45 | 6 | 5 | 7 | 7 | 210 | 7 | 2 | 11 | 5 |
| URUGUAY | 11 | 3 | 2 | 7 | 5 | 227 | 8 | 1 | 20 | 6 |
| ARGENTINIEN | 254 | 56 | 35 | 171 | 76 | 2 420 | 112 | 44 | 305 | 150 |
| DARUNTER: BUE | 252 | 55 | 35 | 171 | 76 | 2 331 | 111 | 43 | 303 | 150 |
| CHILE | 226 | 54 | 37 | 61 | 43 | 1 494 | 60 | 17 | 116 | 113 |
| DARUNTER: SCL | 226 | 51 | 37 | 57 | 41 | 1 448 | 57 | 17 | 115 | 113 |
| A M E R I K A | 28 689 | 10 518 | 5 006 | 35 427 | 8 159 | 282 206 | 13 523 | 4 705 | 53 154 | 27 424 |
| LIBANON | 314 | 129 | 248 | 106 | 4 | 1 529 | 96 | 30 | 106 | 102 |

JUNI 1996

MIT GEBIETEN AUSSERHALB DEUTSCHLANDS

FLUGPLATZ

| FLUGPLATZ | | | | | | | | | NACH ENDTZIELLAND | |
|-----------------|-----------------|-----------------------|-------------------------|------------------|------------------|-----------------|----------|-----------|-------------------|-----------------|
| BERLIN (THF) | BERLIN (SXF) | SAARBRUECKEN (SCN) | MUENSTER/ OSN. (FMO) | LEIPZIG (LEJ) | DRESDEN (DRS) | ERFURT (ERF) | SONSTIGE | INSGESAMT | BZW. -- | FLUGPLATZ |
| 81 | - | - | 50 | 84 | 83 | - | 20 | 13 870 | | |
| - | - | - | 6 | 9 | 13 | - | 1 | 4 774 | | BOS |
| 2 | - | - | 1 | 1 | 3 | - | - | 1 225 | | PHL |
| - | - | - | 24 | 66 | 54 | - | 13 | 21 747 | | BWI |
| - | - | - | 23 | 14 | 167 | - | 5 | 16 482 | | WAS |
| - | - | - | 13 | 3 | 7 | - | - | 3 706 | | DET |
| - | - | - | 5 | 9 | 7 | - | - | 4 994 | | PIT |
| - | - | - | 2 | 5 | 1 | - | 1 | 1 021 | | CVG |
| - | - | - | 8 | 7 | 7 | - | 2 | 2 059 | | IND |
| - | - | 2 | 17 | 53 | 28 | - | 13 | 4 889 | | CLE |
| 96 | - | - | 26 | 32 | 60 | - | 11 | 14 939 | | *U1 |
| - | - | - | 7 | 2 | 4 | - | 1 | 2 877 | | ATL |
| - | - | - | - | 14 | 3 | - | 1 | 2 948 | | CLT |
| - | - | - | 11 | 55 | 50 | - | 11 | 17 062 | | TPA |
| - | - | - | 9 | 34 | 22 | - | 5 | 7 105 | | MIA |
| 1 | - | - | 25 | 11 | 19 | - | 6 | 12 104 | | ORL |
| - | - | - | 7 | 8 | 30 | - | 3 | 5 414 | | *U2 |
| - | - | - | 14 | 10 | 4 | - | - | 2 045 | | MSP |
| - | - | - | 1 | 1 | 2 | - | - | 1 527 | | STL |
| - | - | - | 2 | 13 | 11 | - | 2 | 1 227 | | MKC |
| 1 | - | - | 6 | 15 | 21 | - | 7 | 9 365 | | *U3 |
| - | - | - | 10 | 39 | 6 | - | 6 | 4 897 | | DAL |
| - | - | - | 1 | 2 | 9 | - | 3 | 1 233 | | HOU |
| - | - | - | - | - | 2 | - | - | 1 371 | | MSY |
| - | - | - | 5 | 7 | 14 | - | 1 | 2 503 | | MEM |
| 124 | - | - | 9 | 46 | 12 | - | 4 | 6 020 | | SAT |
| - | - | - | 2 | 15 | 19 | - | 2 | 2 006 | | *U4 |
| - | - | - | 39 | 120 | 166 | - | 50 | 23 822 | | SEA |
| - | 184 | - | 44 | 148 | 142 | - | 47 | 31 190 | | SLC |
| - | - | - | 7 | 25 | 85 | - | 3 | 6 005 | | SFO |
| - | - | - | 5 | 6 | 9 | - | 2 | 1 744 | | LAX |
| - | - | - | 1 | 4 | 13 | - | 2 | 3 634 | | DEN |
| - | - | - | 1 | 7 | 9 | - | 2 | 1 383 | | PHX |
| - | - | - | 6 | 3 | 20 | - | 3 | 1 938 | | LAS |
| - | - | - | - | 2 | 3 | - | 1 | 2 520 | | SAN |
| - | - | - | - | - | - | - | - | 54 | | *U6 |
| 1 605 | - | - | 32 | 195 | 34 | - | 4 | 11 868 | | ANC |
| 84 | - | - | 28 | 29 | 23 | - | 4 | 5 607 | | BERMUDA (BRIT) |
| 710 | - | - | - | - | - | - | - | 1 294 | | MEXIKO |
| 811 | - | - | 1 | 166 | 11 | - | - | 4 755 | | DARUNTER: MEX |
| - | - | - | - | - | 1 | - | - | 340 | | ACA |
| - | - | - | - | - | - | - | - | 31 | | *MX |
| - | - | - | - | - | - | - | - | 45 | | GUATEMALA |
| - | - | - | 2 | 1 | 1 | - | - | 98 | | BELIZE |
| - | - | - | - | - | 2 | - | - | 91 | | HONDURAS |
| - | - | - | 2 | 5 | - | - | 1 | 861 | | EL SALVADOR |
| - | - | - | - | 1 | - | - | - | 170 | | NICARAGUA |
| 596 | - | - | - | 14 | - | - | - | 3 990 | | COSTA RICA |
| 583 | - | - | - | 14 | - | - | - | 1 305 | | PANAMA |
| - | - | - | - | - | - | - | - | 1 632 | | KUBA |
| 13 | - | - | - | - | - | - | - | 1 053 | | DARUNTER: HAV |
| - | - | - | - | - | - | - | - | 3 | | VRA |
| - | - | - | - | - | 2 | - | 3 | 826 | | *CU |
| - | - | - | - | - | 18 | - | - | 1 663 | | MARTINIQUE |
| - | - | - | - | - | 18 | - | - | 1 580 | | BAHAMAS |
| - | - | - | - | - | 1 | - | - | 20 | | JAMAICA |
| 1 858 | - | - | - | 31 | 24 | - | - | 22 994 | | DARUNTER: MBJ |
| - | - | - | - | 31 | - | - | - | 2 750 | | HAITI |
| 950 | - | - | - | - | 9 | - | - | 10 268 | | DOMINIK. REP |
| 908 | - | - | - | - | 15 | - | - | 9 976 | | DARUNTER: SDQ |
| - | - | - | - | - | - | - | - | 299 | | POP |
| - | - | - | - | - | - | - | - | 266 | | *DO |
| - | - | - | - | - | - | - | - | 864 | | ANTIGUA-BARB. |
| - | - | - | - | - | - | - | - | 262 | | GUADELOUPE (FR) |
| - | - | - | - | - | - | - | - | 555 | | BARBADOS |
| - | - | - | - | - | 2 | - | - | 558 | | TRINID. U. TOB. |
| - | - | - | - | - | 1 | - | - | 210 | | NIED. ANTILLEN |
| - | - | - | 2 | 6 | 7 | - | 2 | 2 676 | | ST. LUCIA |
| - | - | - | 2 | 6 | 7 | - | 1 | 2 178 | | SONST. WESTIN. |
| - | - | - | 5 | 9 | 3 | - | 5 | 3 779 | | KOLUMBIEN |
| - | - | - | 4 | 5 | 3 | - | 5 | 1 560 | | DARUNTER: BOG |
| - | - | - | - | 3 | - | - | - | 2 147 | | VENEZUELA |
| - | - | - | - | - | - | - | - | 4 | | DARUNTER: CCS |
| - | - | - | - | - | - | - | - | 6 | | PMV |
| - | - | - | - | - | - | - | - | 34 | | GUYANA |
| 83 | 3 | - | 41 | 28 | 33 | - | 11 | 11 493 | | SURINAME |
| 6 | - | - | 15 | 6 | 6 | - | 4 | 4 013 | | GUAYANA (FR) |
| 28 | - | - | 18 | 21 | 19 | - | 7 | 6 384 | | BRASILLEN |
| - | - | - | 5 | 5 | 2 | - | - | 1 371 | | DARUNTER: RIO |
| - | - | - | 5 | 5 | 2 | - | - | 1 200 | | SAO |
| - | 2 | - | 4 | 7 | 8 | - | 4 | 1 736 | | ECUADOR |
| - | 2 | - | 4 | 7 | 8 | - | 3 | 1 695 | | DARUNTER: UIO |
| - | - | - | 1 | 2 | - | - | 1 | 416 | | PERU |
| - | - | - | - | - | - | - | 1 | 306 | | DARUNTER: LIM |
| - | - | - | - | - | - | - | 1 | 291 | | BOLIVIEN |
| - | - | - | 7 | 9 | 14 | - | 5 | 3 658 | | PARAGUAY |
| - | - | - | 7 | 9 | 14 | - | 5 | 3 562 | | URUGUAY |
| - | - | - | 5 | 9 | 6 | - | 2 | 2 243 | | ARGENTINIEN |
| - | - | - | 4 | 7 | 2 | - | 2 | 2 177 | | DARUNTER: BUE |
| 741 | 4 248 | 2 | 807 | 1 958 | 2 092 | - | 504 | 479 163 | | CHILE |
| 12 | 1 430 | - | 38 | - | 1 | - | 2 | 4 147 | | DARUNTER: SCL |

5 PERSONENVERKEHR
 5. 2 VERFLECHTUNG IM VERKEHR
 5. 2. 3 REISENDE

| NACH ENDSZIELLAND BZW. --- FLUGPLATZ | VON HERKUNFTS | | | | | | | | | |
|---|------------------|-------------------|-----------------|----------------------|---------------------|--------------------|--------------------|--------------------|-------------------|-----------------|
| | HAMBURG (HAM) | HANNOVER (HAJ) | BREMEN (BRE) | DUESSELDORF (DUS) | KOELN/BONN (CGN) | FRANKFURT (FRA) | STUTTGART (STR) | NUERNBERG (NUE) | MUENCHEN (MUC) | BERLIN (TXL) |
| REISENDE | | | | | | | | | | |
| INSGESAMT | | | | | | | | | | |
| DARUNTER: BEY | 314 | 128 | 248 | 106 | 4 | 1 528 | 96 | 30 | 106 | 102 |
| ISRAEL | 415 | 431 | 94 | 301 | 362 | 8 615 | 628 | 63 | 3 412 | 569 |
| DARUNTER: TLV | 415 | 431 | 93 | 299 | 362 | 8 570 | 615 | 63 | 3 276 | 569 |
| JORDANIEN | 129 | 39 | 27 | 61 | 3 | 992 | 46 | 10 | 246 | 447 |
| DARUNTER: AMM | 129 | 39 | 27 | 61 | 3 | 978 | 46 | 10 | 245 | 444 |
| SYRIEN | 148 | 57 | 38 | 90 | 24 | 1 741 | 24 | 10 | 151 | 62 |
| DARUNTER: DAM | 129 | 50 | 38 | 72 | 24 | 1 542 | 16 | 10 | 150 | 61 |
| IRAK | - | - | - | - | - | 2 | - | - | - | - |
| IRAN | 1 734 | 84 | 28 | 143 | 91 | 4 202 | 79 | 33 | 122 | 279 |
| DARUNTER: PHR | 1 734 | 83 | 28 | 143 | 91 | 4 065 | 79 | 32 | 120 | 279 |
| KUWEIT | 38 | 7 | 9 | 32 | 15 | 899 | 22 | 9 | 138 | 10 |
| DARUNTER: KWI | 38 | 7 | 9 | 32 | 15 | 899 | 22 | 9 | 138 | 10 |
| BAHRAIN | 28 | 15 | 16 | 23 | 17 | 519 | 12 | 4 | 23 | 5 |
| KATAR | 5 | 1 | - | 7 | 1 | 354 | 2 | 7 | 8 | 1 |
| SAUDI-ARAB | 84 | 42 | 26 | 106 | 47 | 2 132 | 67 | 33 | 131 | 34 |
| DARUNTER: JED | 44 | 24 | 15 | 41 | 37 | 1 009 | 29 | 13 | 59 | 19 |
| RUH | 23 | 13 | 8 | 44 | 1 | 957 | 35 | 7 | 58 | 11 |
| JEMEN | 16 | 8 | 9 | 10 | 4 | 789 | 6 | 2 | 11 | 10 |
| OMAN | 9 | 32 | 1 | 11 | 5 | 226 | 9 | 4 | 31 | 3 |
| V. A. EMIRATE | 143 | 63 | 56 | 120 | 41 | 2 978 | 96 | 59 | 225 | 116 |
| DARUNTER: DKB | 123 | 43 | 38 | 85 | 30 | 2 481 | 69 | 36 | 195 | 96 |
| PAKISTAN | 122 | 20 | 15 | 37 | 15 | 2 834 | 35 | 23 | 96 | 79 |
| DARUNTER: KHI | 65 | 9 | 13 | 27 | 15 | 2 144 | 29 | 14 | 62 | 58 |
| BANGLADESCH | 17 | 8 | 14 | 5 | 3 | 142 | 15 | 4 | 19 | 7 |
| INDIEN | 399 | 173 | 91 | 604 | 133 | 18 726 | 321 | 147 | 506 | 438 |
| DARUNTER: DEL | 189 | 72 | 24 | 214 | 42 | 5 773 | 93 | 37 | 247 | 199 |
| BOM | 140 | 42 | 48 | 228 | 44 | 8 558 | 138 | 55 | 158 | 144 |
| MAA | 41 | 8 | 10 | 76 | 17 | 2 707 | 28 | 25 | 35 | 50 |
| *IN | 7 | 31 | 2 | 57 | 25 | 949 | 42 | 11 | 36 | 24 |
| NEPAL | 22 | 12 | 5 | 14 | 1 | 1 016 | 5 | 2 | 30 | 8 |
| DARUNTER: KTM | 19 | 12 | 5 | 8 | 1 | 997 | 5 | 2 | 29 | 8 |
| SRI LANKA | 109 | 5 | 34 | 6 | 1 | 1 240 | 14 | 7 | 1 425 | 108 |
| DARUNTER: CMB | 109 | 5 | 30 | 6 | 1 | 1 229 | 12 | 6 | 1 424 | 108 |
| MALEDIVEN | 58 | 6 | 2 | 889 | - | 1 127 | 2 | - | 1 743 | 38 |
| DARUNTER: MLE | 58 | 6 | 2 | 889 | - | 1 127 | 2 | - | 1 743 | 38 |
| MYANMAR | 5 | 3 | 1 | 1 | 2 | 15 | 1 | - | 2 | - |
| THAILAND | 1 095 | 416 | 250 | 418 | 106 | 13 543 | 353 | 186 | 1 928 | 1 330 |
| DARUNTER: BKK | 1 068 | 413 | 238 | 406 | 101 | 13 238 | 348 | 186 | 1 890 | 1 325 |
| LAOS | 2 | - | - | 5 | 1 | 2 | 1 | - | 1 | 7 |
| KAMBODSCHA | 1 | 6 | 1 | - | 1 | 30 | - | - | 5 | 1 |
| VIETNAM | 194 | 72 | 42 | 136 | 25 | 980 | 59 | 17 | 83 | 588 |
| DARUNTER: SGN | 173 | 70 | 38 | 131 | 24 | 915 | 49 | 15 | 52 | 242 |
| MALAYSIA | 226 | 118 | 67 | 101 | 20 | 2 633 | 89 | 55 | 512 | 208 |
| DARUNTER: KUL | 218 | 95 | 61 | 87 | 20 | 1 953 | 78 | 52 | 402 | 204 |
| SINGAPUR | 682 | 195 | 106 | 243 | 67 | 7 287 | 251 | 115 | 546 | 295 |
| DARUNTER: SIN | 682 | 195 | 106 | 243 | 67 | 7 287 | 251 | 115 | 546 | 295 |
| BRUNEI | 2 | - | 2 | - | - | 78 | - | 9 | 9 | - |
| INDONESIEN | 603 | 181 | 156 | 190 | 87 | 7 202 | 169 | 82 | 1 185 | 402 |
| DARUNTER: JKT | 324 | 84 | 89 | 141 | 58 | 3 391 | 107 | 50 | 272 | 210 |
| DPS | 234 | 86 | 54 | 49 | 27 | 2 930 | 55 | 24 | 876 | 170 |
| PHILIPPINEN | 617 | 144 | 195 | 206 | 79 | 5 850 | 90 | 37 | 234 | 182 |
| DARUNTER: MNL | 601 | 134 | 184 | 194 | 78 | 5 184 | 90 | 36 | 231 | 176 |
| HONGKONG (BRIT) | 887 | 236 | 208 | 445 | 115 | 11 702 | 299 | 138 | 687 | 635 |
| DARUNTER: HKG | 887 | 236 | 208 | 445 | 115 | 11 702 | 299 | 138 | 687 | 635 |
| TAIWAN | 208 | 65 | 32 | 150 | 37 | 3 820 | 78 | 61 | 180 | 93 |
| DARUNTER: TPE | 194 | 61 | 25 | 115 | 34 | 3 406 | 75 | 46 | 176 | 86 |
| JAPAN | 899 | 312 | 117 | 795 | 213 | 22 035 | 585 | 190 | 3 003 | 977 |
| DARUNTER: TYO | 660 | 211 | 76 | 483 | 166 | 17 457 | 480 | 150 | 1 462 | 575 |
| OSA | 219 | 76 | 32 | 297 | 40 | 2 804 | 95 | 36 | 1 346 | 386 |
| NGO | 13 | 21 | 6 | 11 | 5 | 1 534 | 7 | 4 | 170 | 5 |
| KOREA REP. | 400 | 109 | 67 | 230 | 51 | 9 363 | 308 | 85 | 329 | 544 |
| DARUNTER: SEL | 366 | 102 | 60 | 215 | 48 | 8 338 | 304 | 77 | 323 | 513 |
| KOREA DEM. VR | 14 | 5 | 2 | 16 | 2 | 218 | 2 | 4 | 4 | 6 |
| MONGOLEI | 7 | 1 | - | 3 | 1 | 38 | 1 | - | 13 | 25 |
| CHINA | 657 | 213 | 94 | 460 | 92 | 7 612 | 363 | 213 | 621 | 303 |
| DARUNTER: PEK | 523 | 151 | 73 | 339 | 60 | 5 736 | 277 | 143 | 500 | 233 |
| SHA | 108 | 56 | 15 | 101 | 28 | 1 628 | 77 | 57 | 107 | 57 |
| A S I E N | 10 289 | 3 208 | 2 053 | 5 964 | 1 666 | 142 471 | 4 128 | 1 639 | 17 765 | 7 912 |
| AUSTRALIEN | 444 | 155 | 104 | 269 | 34 | 5 489 | 138 | 19 | 406 | 330 |
| DARUNTER: SYD | 232 | 67 | 54 | 128 | 17 | 2 159 | 60 | 10 | 243 | 175 |
| MEB | 89 | 40 | 24 | 53 | 9 | 1 018 | 53 | 6 | 73 | 86 |
| NEUSEELAND | 32 | 5 | 3 | 4 | 2 | 922 | 5 | 5 | 26 | 20 |
| OZEANIEN (USA) | 1 | - | - | - | - | 2 | 1 | - | 1 | 1 |
| FIDSCHI | 1 | - | - | - | 2 | 172 | - | - | 1 | 1 |
| NEUKALED. (FR) | 1 | - | - | - | - | 5 | 2 | - | - | - |
| POLYNES (FR) | - | 1 | - | - | - | 36 | 3 | 1 | 20 | 1 |
| PAPUA-NEUGUI | 2 | 1 | - | - | 1 | 38 | 1 | 1 | 3 | 2 |
| AUSTRALIEN/OZEANIEN... | 481 | 162 | 107 | 273 | 39 | 6 664 | 150 | 26 | 457 | 355 |
| I N S G E S A M T | 273 294 | 181 042 | 50 349 | 513 658 | 128 631 | 1 176 626 | 201 868 | 79 898 | 403 961 | 215 083 |

JUNI 1996

MIT GEBIETEN AUSSERHALB DEUTSCHLANDS

FLUGPLATZ

NACH ENDZIELLAND

BZV. -- FLUGPLATZ

B E R L I N (THF) | SAARBRUECKEN (SCN) | MUENSTER/OSN. (FMO) | LEIPZIG (LEJ) | DRESDEN (DRS) | ERFURT (ERF) | SONSTIGE | INSGESAMT

REISENDE

INSGESAMT

| B E R L I N (THF) | SAARBRUECKEN (SCN) | MUENSTER/OSN. (FMO) | LEIPZIG (LEJ) | DRESDEN (DRS) | ERFURT (ERF) | SONSTIGE | INSGESAMT | NACH ENDZIELLAND BZV. -- FLUGPLATZ |
|-------------------|--------------------|---------------------|---------------|---------------|--------------|----------|-----------|------------------------------------|
| 12 | 1 430 | - | 38 | - | 1 | - | 2 | 4 145 |
| 43 | 1 266 | - | 45 | 41 | 56 | - | 17 | 16 358 |
| 43 | 1 256 | - | 45 | 41 | 56 | - | 17 | 16 151 |
| - | - | - | 2 | 4 | 2 | - | - | 2 008 |
| - | - | - | 2 | 4 | 2 | - | - | 1 990 |
| 1 | 499 | - | 6 | 6 | 6 | - | 1 | 2 864 |
| 1 | 317 | - | 6 | 5 | 6 | - | 1 | 2 428 |
| - | - | - | - | - | - | - | - | 2 |
| - | - | - | 14 | 6 | 1 | - | 2 | 6 818 |
| - | - | - | 14 | 6 | 1 | - | 2 | 6 677 |
| - | 6 | - | - | 1 | 4 | - | 5 | 1 195 |
| - | 6 | - | - | 1 | 4 | - | 5 | 1 195 |
| - | - | - | 2 | - | - | - | 3 | 667 |
| - | - | - | 1 | - | - | - | 1 | 388 |
| - | - | - | 6 | 3 | 11 | - | 7 | 2 729 |
| - | - | - | 1 | - | 5 | - | 5 | 1 301 |
| - | - | - | 4 | 1 | 6 | - | 2 | 1 170 |
| - | - | - | 2 | 2 | - | - | - | 869 |
| - | - | - | 6 | - | - | - | - | 337 |
| 2 | 2 | - | 6 | 20 | 17 | - | 5 | 3 949 |
| 2 | 2 | - | 5 | 14 | 16 | - | 4 | 3 239 |
| - | 25 | - | 8 | 3 | 1 | - | - | 3 313 |
| - | 3 | - | 7 | 3 | - | - | - | 2 449 |
| - | 2 | - | - | 3 | 2 | - | - | 241 |
| 21 | 24 | - | 39 | 31 | 26 | - | 16 | 21 695 |
| 21 | 17 | - | 17 | 15 | 17 | - | 3 | 6 980 |
| - | - | - | 8 | 3 | 5 | - | 5 | 9 576 |
| - | - | - | 6 | 5 | - | - | 3 | 3 011 |
| - | - | - | 2 | 8 | 4 | - | 5 | 1 203 |
| - | 7 | - | 1 | 3 | - | - | 1 | 1 127 |
| - | 7 | - | 1 | 3 | - | - | 1 | 1 098 |
| - | - | - | 2 | 5 | 7 | - | 2 | 2 965 |
| - | - | - | 1 | 5 | 7 | - | 2 | 2 945 |
| - | - | - | - | 2 | - | - | - | 3 867 |
| - | - | - | - | 2 | - | - | - | 3 867 |
| - | 2 | - | - | - | - | - | - | 32 |
| 20 | 70 | - | 35 | 54 | 39 | - | 20 | 19 863 |
| 20 | 63 | - | 34 | 54 | 39 | - | 20 | 19 443 |
| - | - | - | - | 1 | - | - | - | 20 |
| - | 1 | - | - | 3 | 2 | - | - | 51 |
| - | 48 | - | 18 | 20 | 27 | - | 3 | 2 312 |
| - | 1 | - | 17 | 10 | 22 | - | 2 | 1 761 |
| - | 32 | - | 20 | 5 | 6 | - | 7 | 4 099 |
| - | 22 | - | 11 | 5 | 6 | - | 9 | 3 221 |
| 9 | 505 | - | 34 | 40 | 15 | - | 9 | 10 399 |
| 9 | 505 | - | 34 | 40 | 15 | - | 9 | 10 399 |
| - | - | - | - | - | 1 | - | - | 101 |
| - | 152 | - | 32 | 33 | 33 | - | 12 | 10 519 |
| - | 20 | - | 22 | 4 | 7 | - | 9 | 4 788 |
| - | 114 | - | 10 | 26 | 26 | - | 3 | 4 684 |
| - | 57 | - | 26 | 13 | 6 | - | 21 | 7 757 |
| - | 44 | - | 26 | 13 | 6 | - | 19 | 7 016 |
| 43 | 99 | - | 36 | 33 | 28 | - | 8 | 15 599 |
| 43 | 99 | - | 36 | 33 | 28 | - | 8 | 15 599 |
| - | 8 | - | 10 | 12 | 12 | - | 2 | 4 768 |
| - | 7 | - | 7 | 10 | 11 | - | 1 | 4 254 |
| 65 | 32 | - | 38 | 26 | 78 | - | 24 | 29 389 |
| 59 | 29 | - | 29 | 21 | 60 | - | 21 | 21 939 |
| 6 | 3 | - | 5 | 3 | 18 | - | 2 | 5 368 |
| - | - | - | 1 | 2 | - | - | 1 | 1 780 |
| 18 | 45 | - | 29 | 16 | 20 | - | 13 | 11 627 |
| 18 | 45 | - | 25 | 14 | 18 | - | 10 | 10 476 |
| - | 17 | - | 1 | 4 | 2 | - | 4 | 301 |
| - | 85 | - | - | 1 | 1 | - | - | 176 |
| 76 | 321 | - | 31 | 26 | 41 | - | 14 | 11 137 |
| 74 | 256 | - | 19 | 18 | 31 | - | 10 | 8 443 |
| 2 | 12 | - | 10 | 8 | 4 | - | 4 | 2 274 |
| 310 | 4 735 | - | 488 | 417 | 445 | - | 199 | 203 689 |
| - | - | - | - | - | - | - | - | A S I E N |
| - | 189 | - | 6 | 36 | 10 | - | 8 | 7 637 |
| - | 83 | - | 5 | 18 | 6 | - | 6 | 3 263 |
| - | 25 | - | - | 8 | 1 | - | 2 | 1 487 |
| - | 16 | - | 2 | 3 | 1 | - | 1 | 1 047 |
| - | - | - | - | - | - | - | - | 6 |
| - | - | - | - | - | - | - | - | 177 |
| - | - | - | - | - | - | - | - | 8 |
| - | - | - | - | - | - | - | - | 62 |
| - | - | - | - | 1 | - | - | - | 50 |
| - | 205 | - | 8 | 40 | 11 | - | 9 | 8 987 |
| - | - | - | - | - | - | - | - | AUSTRALIEN/OZEANIEN |
| 15 942 | 103 213 | 11 470 | 36 304 | 81 525 | 46 784 | 14 601 | 1 599 | 3 535 848 |
| - | - | - | - | - | - | - | - | I N S G E S A M T |

| NACH STRECKENZIELLAND | | VON STRECKEN | | | | | | | | |
|-----------------------|------------------|-------------------|-----------------|----------------------|---------------------|--------------------|--------------------|--------------------|-------------------|-----------------|
| BZW. ----- FLUGPLATZ | HAMBURG (HAM) | HANNOVER (HAJ) | BREMEN (BRE) | DUESSELDORF (DUS) | KOELN/BONN (CGN) | FRANKFURT (FRA) | STUTTGART (STR) | NUERNBERG (NUE) | MUENCHEN (MUC) | BERLIN (TXL) |
| EINLADUNG | | | | | | | | | | |
| INSGESAMT | | | | | | | | | | |
| POLEN | 28 | - | - | 27 | 27 | 203 | 0 | - | 3 | 1 |
| DARUNTER:WAW | 13 | - | - | 23 | 27 | 167 | 0 | - | 3 | 1 |
| GDN | 15 | - | - | - | - | - | - | - | - | - |
| KTW | - | - | - | - | - | 21 | - | - | - | - |
| *PL | 0 | - | - | 4 | - | 6 | - | - | 0 | - |
| LITAUEN | 3 | - | - | - | - | 53 | - | - | - | 2 |
| DARUNTER:VNO | 0 | - | - | - | - | 53 | - | - | - | 2 |
| LETTLAND | 0 | - | - | - | - | 54 | - | - | - | - |
| DARUNTER:RIX | 0 | - | - | - | - | 54 | - | - | - | - |
| ESTLAND | 8 | - | - | - | - | 30 | - | - | - | - |
| DARUNTER:TTL | 8 | - | - | - | - | 30 | - | - | - | - |
| FINNLAND | 52 | - | - | 32 | 228 | 115 | - | - | 21 | 11 |
| DARUNTER:HEL | 25 | - | - | 32 | 225 | 114 | - | - | 21 | 11 |
| TKU | 27 | - | - | 0 | 3 | - | - | - | - | - |
| SCHWEDEN | 17 | - | - | 12 | 937 | 419 | - | - | 13 | 0 |
| DARUNTER:STO | 17 | - | - | 11 | 527 | 369 | - | - | 9 | 0 |
| MMA | - | - | - | - | 95 | - | - | - | - | - |
| GOT | 0 | - | - | 1 | 315 | 51 | - | - | 4 | - |
| NORWEGEN | 10 | - | - | 4 | 202 | 99 | - | - | 2 | 0 |
| DARUNTER:OSL | 10 | - | - | 4 | 202 | 99 | - | - | 2 | 0 |
| DAENEMARK | 103 | 3 | - | 43 | 351 | 187 | 42 | 132 | 53 | - |
| DARUNTER:CPH | 103 | 3 | - | 43 | 221 | 179 | 42 | 132 | 53 | - |
| BLL | - | - | - | - | 130 | 9 | - | - | - | - |
| GR BRITANNIEN | 88 | 21 | 3 | 280 | 1 853 | 2 568 | 77 | 98 | 169 | 40 |
| DARUNTER:LON | 87 | 15 | 3 | 230 | 885 | 2 173 | 65 | 10 | 152 | 40 |
| BHX | - | 3 | - | 13 | 176 | 49 | 12 | - | 3 | - |
| MAN | 0 | 0 | - | 33 | - | 179 | - | - | 14 | - |
| LPL | - | - | - | 5 | 220 | 0 | - | - | - | - |
| EMA | - | - | - | - | 568 | 99 | - | 86 | - | - |
| *GB | - | 1 | - | - | 3 | 60 | - | 1 | - | - |
| IRLAND | 0 | - | - | 40 | 103 | 92 | - | - | 9 | 0 |
| DARUNTER:DUB | 0 | - | - | 39 | 103 | 88 | - | - | 9 | 0 |
| ISLAND | 5 | - | - | 0 | 0 | 3 | - | - | 0 | - |
| DARUNTER:KEF | 5 | - | - | 0 | 0 | 2 | - | - | 0 | - |
| NIEDERLANDE | 35 | 0 | 2 | 0 | - | 155 | 0 | 0 | 25 | 5 |
| DARUNTER:AMS | 35 | 0 | 2 | 0 | - | 155 | 0 | 0 | 25 | 5 |
| BELGIEN | 43 | 0 | - | 0 | 69 | 400 | 10 | 316 | 16 | 2 |
| DARUNTER:BRU | 43 | 0 | - | 0 | 69 | 400 | 10 | 316 | 16 | 2 |
| LUXEMBURG | 0 | - | - | - | - | 13 | - | - | 0 | - |
| DARUNTER:LUX | 0 | - | - | - | - | 13 | - | - | 0 | - |
| FRANKREICH | 60 | 0 | - | 29 | 889 | 786 | 26 | 0 | 78 | 25 |
| DARUNTER:PAR | 60 | 0 | - | 28 | 502 | 692 | 26 | 0 | 71 | 25 |
| LYS | - | - | - | 0 | 387 | 50 | 0 | - | 0 | - |
| NCE | - | - | - | 0 | - | 43 | 0 | - | 1 | 0 |
| SPANIEN | 122 | 14 | 0 | 266 | 696 | 695 | 9 | 132 | 139 | 3 |
| DARUNTER:MAD | - | 0 | - | 16 | 186 | 187 | 0 | - | 63 | 0 |
| BCN | 49 | 3 | - | 20 | 161 | 195 | 6 | - | 34 | 2 |
| VLC | - | - | - | - | 1 | 36 | - | - | - | - |
| ALC | - | - | - | 15 | - | 8 | - | - | 6 | - |
| AGP | 2 | - | - | 11 | - | 24 | - | - | 3 | - |
| BIO | - | - | - | - | - | 34 | - | - | - | - |
| *E1 | - | - | - | - | 341 | 2 | - | - | - | - |
| PMI | 52 | 3 | 0 | 80 | 0 | 65 | 0 | 0 | 3 | 0 |
| IBZ | 4 | 0 | - | 15 | 4 | 9 | - | - | 2 | - |
| *E2 | 0 | - | - | 0 | - | 0 | 0 | 132 | - | - |
| LPA | 11 | 6 | - | 63 | 0 | 83 | 1 | - | 7 | - |
| TCI | 2 | 1 | 0 | 33 | 2 | 30 | 0 | - | 13 | 0 |
| FUE | 2 | - | - | 4 | 0 | 5 | 0 | - | 6 | - |
| ACE | 0 | - | - | 5 | - | 13 | - | - | 0 | - |
| PORTUGAL | 2 | 2 | - | 31 | 180 | 330 | 1 | - | 16 | 0 |
| DARUNTER:LIS | 2 | 0 | - | 16 | 56 | 244 | 1 | - | 13 | 0 |
| OPO | 0 | - | - | - | 124 | 80 | - | - | - | - |
| FAO | 0 | - | - | 14 | 0 | 6 | 0 | - | 2 | - |
| MALTA | 7 | - | - | 8 | 15 | 152 | 0 | - | 7 | - |
| DARUNTER:MLA | 7 | - | - | 8 | 15 | 152 | 0 | - | 7 | - |
| SCHWEIZ | 60 | 8 | 0 | 30 | 272 | 347 | 20 | 10 | 36 | 51 |
| DARUNTER:ZRH | 60 | 7 | 0 | 25 | 0 | 240 | 20 | 10 | 34 | 51 |
| GVA | 0 | 0 | - | 4 | 13 | 104 | - | - | 1 | - |
| BSL | 0 | 0 | - | 0 | 258 | 3 | - | - | 0 | 0 |
| OESTERREICH | 14 | 0 | - | 34 | 173 | 478 | 4 | 137 | 25 | 6 |
| DARUNTER:VIE | 14 | 0 | - | 27 | 173 | 360 | 4 | 137 | 25 | 6 |
| LNZ | - | - | - | 0 | - | 56 | - | - | - | - |
| SZG | 0 | - | - | 6 | - | 12 | - | - | - | - |
| GRZ | - | - | - | 0 | - | 42 | - | - | 0 | - |
| ITALIEN | 24 | - | - | 22 | 631 | 815 | 7 | 88 | 83 | 3 |
| DARUNTER:ROM | 0 | - | - | 8 | 14 | 167 | 3 | - | 38 | 1 |
| MIL | 23 | - | - | 13 | 599 | 314 | 4 | 88 | 36 | 2 |
| VCE | 0 | - | - | 0 | - | 92 | - | - | 0 | - |
| TRN | - | - | - | - | - | 56 | 0 | - | 2 | - |
| GOA | - | - | - | - | - | 37 | - | - | - | - |
| BLQ | - | - | - | - | - | 43 | - | - | 0 | - |
| PSA | - | - | - | - | - | 38 | - | - | 0 | - |
| NAP | - | - | - | 0 | - | 40 | - | - | 1 | - |
| CTA | - | - | - | 0 | - | 13 | - | - | 0 | - |
| *IT | - | - | - | - | 18 | 14 | - | - | - | - |
| GRIECHENLAND | 14 | 2 | - | 62 | 209 | 540 | 25 | 149 | 127 | 4 |
| DARUNTER:ATH | 6 | - | - | 23 | 201 | 458 | 10 | 149 | 90 | 2 |
| SKG | 0 | - | - | 14 | 8 | 57 | 14 | - | 30 | 1 |
| RHO | 2 | - | - | 13 | 0 | 7 | - | - | - | - |
| HER | 5 | 2 | - | 4 | 0 | 16 | - | - | 6 | 0 |
| TUERKEI | 15 | 3 | 0 | 101 | 468 | 919 | 53 | 42 | 78 | 4 |
| DARUNTER:ANK | 0 | 0 | - | 3 | 0 | 161 | 3 | 0 | 10 | 0 |
| IST | 11 | 2 | - | 62 | 466 | 700 | 36 | 42 | 54 | 4 |
| IZM | 0 | 0 | - | 21 | - | 43 | 2 | - | 4 | - |
| AYT | 4 | - | 0 | 15 | 0 | 10 | 13 | - | 2 | - |

JUNI 1996

MIT GEBIETEN AUSSERHALB DEUTSCHLANDS

IN TONNEN

HERKUNFTSFLUGPLATZ

| HERKUNFTSFLUGPLATZ | | | | | | | | NACH STRECKENZIELLAND | |
|----------------------|-------|-----------------------|-------------------------|------------------|------------------|-----------------|----------|-----------------------|----------------------|
| B E R L I N (THF) | (SKF) | SAARBRUECKEN (SCN) | MUENSTER/ OSN. (FMO) | LEIPZIG (LEJ) | DRESDEN (DRS) | ERFURT (ERF) | SONSTIGE | INSGESAMT | BZW. ----- FLUGPLATZ |
| - | 39 | - | - | 17 | 0 | - | - | 347 | EINLADUNG |
| - | 39 | - | - | 17 | 0 | - | - | 291 | ----- |
| - | - | - | - | - | 0 | - | - | 15 | POLEN |
| - | - | - | - | - | 0 | - | - | 21 | DARUNTER: WAW |
| - | - | - | - | - | 0 | - | - | 11 | GDN |
| 0 | - | - | - | - | - | - | - | 59 | KTW |
| 0 | - | - | - | - | - | - | - | 56 | *PL |
| 2 | 5 | - | - | - | - | - | - | 60 | LITAUEN |
| 2 | 5 | - | - | - | - | - | - | 60 | DARUNTER: VNO |
| - | - | - | - | - | - | - | - | 38 | LETTLAND |
| - | - | - | - | - | - | - | - | 38 | DARUNTER: RIX |
| - | - | - | - | - | - | - | - | 459 | ESTLAND |
| - | - | - | - | - | - | - | - | 428 | DARUNTER: TTL |
| - | - | - | - | - | - | - | - | 30 | FINNLAND |
| - | - | - | - | - | - | - | - | 1 400 | DARUNTER: HEL |
| - | - | - | - | - | - | - | - | 934 | TKU |
| - | - | - | - | - | - | - | - | 95 | SCHWEDEN |
| - | - | - | - | - | - | - | - | 372 | DARUNTER: STO |
| - | - | - | - | - | - | - | - | 318 | MMA |
| - | - | - | - | - | - | - | - | 318 | GOT |
| 7 | - | - | - | - | - | - | - | 922 | NORWEGEN |
| 7 | - | - | - | - | - | - | - | 783 | DARUNTER: OSL |
| - | - | - | - | - | - | - | - | 139 | DAENEMARK |
| - | 2 | - | - | 2 | 0 | - | - | 5 200 | DARUNTER: CPH |
| - | - | - | - | 2 | 0 | - | - | 3 662 | BLL |
| - | - | - | - | - | - | - | - | 255 | GR BRITANNIEN |
| - | - | - | - | - | - | - | - | 228 | DARUNTER: LON |
| - | - | - | - | - | - | - | - | 225 | BHX |
| - | 2 | - | - | - | - | - | - | 755 | MAN |
| - | - | - | - | - | - | - | - | 65 | LPL |
| - | - | - | - | - | - | - | - | 245 | EMA |
| - | - | - | - | - | - | - | - | 241 | *GB |
| - | - | - | - | - | - | - | - | 12 | IRLAND |
| - | 3 | - | - | - | - | - | - | 10 | DARUNTER: DUB |
| - | 3 | - | - | - | - | - | - | 221 | ISLAND |
| - | 0 | - | - | - | - | - | - | 861 | DARUNTER: KEF |
| - | - | - | - | - | - | - | - | 861 | NIEDERLANDE |
| 1 | 5 | - | - | - | - | - | - | 13 | DARUNTER: AMS |
| 1 | 5 | - | - | - | - | - | - | 13 | BELGIEN |
| 0 | - | - | - | - | 0 | - | - | 1 893 | DARUNTER: BRU |
| - | - | - | - | - | 0 | - | - | 1 405 | LUXEMBURG |
| - | - | - | - | - | 0 | - | - | 437 | DARUNTER: LUX |
| - | - | - | - | - | 0 | - | - | 45 | FRANKREICH |
| - | 0 | 0 | - | - | 0 | - | - | 2 078 | DARUNTER: FAR |
| - | - | - | - | - | - | - | - | 453 | LYS |
| - | - | 0 | - | - | - | - | - | 470 | NCE |
| - | - | - | - | - | - | - | - | 37 | SPANIEN |
| - | - | - | - | - | - | - | - | 29 | DARUNTER: MAD |
| - | - | - | - | - | - | - | - | 34 | BCN |
| - | 0 | - | - | - | - | - | - | 343 | VLC |
| - | - | - | - | - | - | - | - | 205 | ALC |
| - | - | - | - | - | - | - | - | 133 | AGP |
| - | - | - | - | - | - | - | - | 172 | BIO |
| - | - | - | - | - | - | - | - | 82 | *E1 |
| - | - | - | - | - | - | - | - | 18 | PMI |
| - | - | - | - | - | 0 | - | - | 18 | IBZ |
| - | - | - | - | - | - | - | - | 563 | *E2 |
| - | - | - | - | - | - | - | - | 334 | LPA |
| - | - | - | - | - | - | - | - | 203 | TCI |
| - | - | - | - | - | - | - | - | 23 | FUE |
| - | - | - | - | - | - | - | - | 188 | ACE |
| - | - | - | - | - | - | - | - | 837 | PORTUGAL |
| 0 | - | - | 0 | 0 | 2 | - | - | 123 | DARUNTER: LIS |
| 0 | - | - | 0 | 0 | 2 | - | - | 264 | OPO |
| 0 | - | - | - | - | 0 | - | - | 871 | FAO |
| - | - | - | - | - | - | - | - | 746 | MALTA |
| - | - | - | - | - | - | - | - | 57 | DARUNTER: MLA |
| - | - | - | - | - | - | - | - | 18 | SCHWEIZ |
| - | - | - | - | - | - | - | - | 42 | DARUNTER: ZRH |
| - | - | - | - | - | - | - | - | 871 | GVA |
| - | - | - | - | - | - | - | - | 746 | BSL |
| - | - | - | - | - | - | - | - | 57 | OESTERREICH |
| - | - | - | - | - | - | - | - | 18 | DARUNTER: VIE |
| - | - | - | - | - | - | - | - | 42 | LNZ |
| - | - | - | - | - | - | - | - | 1 672 | SZG |
| - | - | - | - | - | - | - | - | 231 | GRZ |
| - | - | - | - | - | - | - | - | 94 | ITALIEN |
| - | - | - | - | - | - | - | - | 59 | DARUNTER: ROM |
| - | - | - | - | - | - | - | - | 37 | MIL |
| - | - | - | - | - | - | - | - | 44 | VCE |
| - | - | - | - | - | - | - | - | 39 | TRN |
| - | - | - | - | - | - | - | - | 41 | GOA |
| - | - | - | - | - | - | - | - | 14 | BLQ |
| - | - | - | - | - | - | - | - | 32 | PSA |
| - | - | - | - | - | - | - | - | 1 132 | NAP |
| - | - | - | - | - | - | - | - | 940 | CTA |
| - | - | - | - | - | - | - | - | 124 | *IT |
| - | - | - | - | - | 0 | 0 | - | 22 | GRIECHENLAND |
| - | - | - | - | - | - | - | - | 34 | DARUNTER: ATH |
| - | - | - | - | - | - | - | - | 180 | SKG |
| - | - | - | - | - | - | - | - | 1 378 | RHO |
| - | - | - | - | - | - | - | - | 70 | HER |
| - | - | - | - | - | - | - | - | 44 | TUERKEI |
| - | - | - | - | - | - | - | - | 180 | DARUNTER: ANK |
| - | - | - | - | - | - | - | - | 1 378 | IST |
| - | - | - | - | - | - | - | - | 70 | IZM |
| - | - | - | - | - | - | - | - | 44 | AYT |

6 GÜTERVERKEHR
 6. 2 VERFLECHTUNG IM VERKEHR
 6. 2. 1 EINLADUNG

| NACH STRECKENZIELLAND | | VON STRECKEN | | | | | | | | |
|----------------------------|------------------|-------------------|-----------------|----------------------|---------------------|--------------------|--------------------|--------------------|-------------------|-----------------|
| BZW. ----- FLUGPLATZ | HAMBURG (HAM) | HANNOVER (HAJ) | BREMEN (BRE) | DUESSELDORF (DUS) | KOELN/BONN (CGN) | FRANKFURT (FRA) | STUTTGART (STR) | NUERNBERG (NUE) | MUENCHEN (MUC) | BERLIN (TXL) |
| EINLADUNG | | | | | | | | | | |
| ----- | | | | | | | | | | |
| INSGESAMT | | | | | | | | | | |
| *TR | - | 0 | - | 0 | 0 | 1 | - | 0 | 8 | - |
| ZYPERN | 5 | - | - | 14 | - | 62 | - | - | 10 | - |
| DARUNTER: LCA | 5 | - | - | 12 | - | 62 | - | - | 10 | - |
| SLOWENIEN | - | - | - | - | - | 56 | - | 24 | 1 | - |
| DARUNTER: LJU | - | - | - | - | - | 56 | - | 24 | 1 | - |
| KROATIEN | - | - | - | 4 | - | 51 | 0 | - | 2 | 0 |
| DARUNTER: ZAG | - | - | - | 2 | - | 46 | 0 | - | 2 | 0 |
| SERBIEN | - | - | - | 1 | - | 79 | 2 | - | 14 | - |
| DARUNTER: BEG | - | - | - | - | - | 79 | 2 | - | 14 | - |
| MAZEDONIEN | 4 | - | - | 7 | - | 4 | 1 | - | 1 | - |
| DARUNTER: SKP | 4 | - | - | 7 | - | 4 | 1 | - | 1 | - |
| UNGARN | 4 | - | - | 14 | 7 | 157 | 3 | 70 | 24 | 2 |
| DARUNTER: BUD | 4 | - | - | 14 | 7 | 157 | 3 | 70 | 24 | 2 |
| ALBANIEN | - | - | - | - | - | 18 | - | - | - | - |
| DARUNTER: TIA | - | - | - | - | - | 18 | - | - | - | - |
| TSCHECH. REP | 1 | 0 | - | 5 | 0 | 137 | 0 | 67 | 2 | - |
| DARUNTER: PRG | 1 | 0 | - | 5 | 0 | 137 | 0 | 67 | 2 | - |
| RUMAENIEN | - | - | - | - | - | 121 | - | - | 39 | - |
| DARUNTER: BUH | - | - | - | - | - | 121 | - | - | 39 | - |
| BULGARIEN | - | - | - | - | - | 59 | - | - | 30 | - |
| DARUNTER: SOF | - | - | - | - | - | 59 | - | - | 30 | - |
| RUSSLAND | 40 | 27 | - | 50 | 19 | 1 414 | 0 | - | 56 | 22 |
| DARUNTER: MOW | 23 | - | - | 50 | - | 1 264 | - | - | 50 | 16 |
| LED | 15 | - | - | - | - | 77 | - | - | 6 | 5 |
| OVV | - | 25 | - | - | - | 42 | - | - | - | - |
| SVX | - | - | - | - | 12 | 21 | - | - | - | - |
| *RU | 1 | 2 | - | - | 7 | 6 | 0 | - | - | - |
| WEISSRUSSLAND | - | - | - | - | - | 32 | - | - | 7 | - |
| DARUNTER: MSQ | - | - | - | - | - | 32 | - | - | 7 | - |
| MOLDAVIEN | - | - | - | - | - | 10 | - | - | - | - |
| DARUNTER: KIV | - | - | - | - | - | 10 | - | - | - | - |
| UKRAINE | - | - | - | - | - | 54 | - | - | 9 | - |
| DARUNTER: IEV | - | - | - | - | - | 54 | - | - | 9 | - |
| GEORGIEN | - | - | - | - | 2 | 25 | - | - | - | - |
| DARUNTER: TBS | - | - | - | - | 2 | 25 | - | - | - | - |
| ASERBAIDDSCHAN | - | - | - | - | - | 10 | - | - | - | - |
| DARUNTER: BAK | - | - | - | - | - | 10 | - | - | - | - |
| KASACHSTAN | - | 14 | - | 3 | 47 | 181 | - | - | - | - |
| DARUNTER: ALA | - | 14 | - | 3 | 47 | 181 | - | - | - | - |
| KIRGISIEN | - | 1 | - | - | - | 4 | - | - | - | - |
| TURKMENISTAN | - | - | - | - | - | 7 | - | - | - | - |
| USBEKISTAN | - | - | - | - | - | 140 | - | - | - | - |
| DARUNTER: TAS | - | - | - | - | - | 140 | - | - | - | - |
| E U R O P A | 765 | 97 | 5 | 1 121 | 7 379 | 12 074 | 282 | 1 264 | 1 095 | 181 |
| DARUNTER: EU-LAENDER | 575 | 44 | 5 | 852 | 6 321 | 7 592 | 201 | 1 052 | 774 | 99 |
| AEGYPTEN | - | - | - | 21 | - | 587 | - | - | 3 | - |
| DARUNTER: CAI | - | - | - | - | - | 520 | - | - | - | - |
| ALY | - | - | - | - | - | 16 | - | - | - | - |
| HRG | - | - | - | 21 | - | 51 | - | - | 3 | - |
| TUNESIEN | 2 | 0 | - | 23 | - | 104 | 0 | - | 8 | - |
| DARUNTER: TUN | 2 | - | - | 0 | - | 94 | - | - | 0 | - |
| DJE | - | 0 | - | 10 | - | 5 | - | - | 2 | - |
| MIR | - | - | - | 12 | - | 5 | 0 | - | 6 | - |
| ALGERIEN | - | - | - | - | - | 65 | - | - | - | - |
| DARUNTER: ALG | - | - | - | - | - | 65 | - | - | - | - |
| MAROKKO | - | - | - | 0 | 0 | 53 | - | - | - | - |
| DARUNTER: CAS | - | - | - | - | - | 48 | - | - | - | - |
| SENEGAL | - | - | - | - | - | 8 | - | - | - | - |
| GHANA | - | - | - | 37 | - | 21 | - | - | - | - |
| DARUNTER: ACC | - | - | - | 37 | - | 21 | - | - | - | - |
| NIGERIA | - | - | - | - | - | 151 | - | - | - | - |
| DARUNTER: LOS | - | - | - | - | - | 151 | - | - | - | - |
| SUDAN | - | - | - | - | - | 35 | - | - | - | - |
| DARUNTER: KRT | - | - | - | - | - | 35 | - | - | - | - |
| ERITHREA | - | - | - | - | - | 41 | - | - | - | - |
| DARUNTER: ASM | - | - | - | - | - | 41 | - | - | - | - |
| AETHIOPIEN | - | - | - | - | - | 180 | - | - | - | - |
| DARUNTER: ADD | - | - | - | - | - | 180 | - | - | - | - |
| KENIA | - | - | - | 8 | - | 407 | - | - | 4 | - |
| DARUNTER: NBO | - | - | - | - | - | 405 | - | - | - | - |
| MBA | - | - | - | 8 | - | 2 | - | - | 4 | - |
| SIMBABWE | - | - | - | - | - | 85 | - | - | - | - |
| DARUNTER: HRE | - | - | - | - | - | 85 | - | - | - | - |
| NAMIBIA | - | - | - | - | - | 104 | - | - | 6 | - |
| DARUNTER: WDH | - | - | - | - | - | 104 | - | - | 6 | - |
| MADAGASKAR | - | - | - | - | - | 2 | - | - | - | - |
| SESHELLEN | - | - | - | - | - | 27 | - | - | - | - |
| DARUNTER: SEZ | - | - | - | - | - | 27 | - | - | - | - |
| MAURITIUS | - | - | - | - | - | 72 | - | - | 24 | - |
| DARUNTER: MRU | - | - | - | - | - | 72 | - | - | 24 | - |
| SUEDAFRIKA | - | - | - | - | - | 1 546 | - | - | 31 | - |
| DARUNTER: JNB | - | - | - | - | - | 1 437 | - | - | 16 | - |
| CPT | - | - | - | - | - | 109 | - | - | 7 | - |
| A F R I K A | 2 | 0 | - | 90 | 0 | 3 487 | 0 | - | 76 | - |
| KANADA | - | - | - | 39 | - | 1 730 | - | - | - | - |
| DARUNTER: YMQ | - | - | - | - | - | 325 | - | - | - | - |
| YTO | - | - | - | 39 | - | 879 | - | - | - | - |
| YVR | - | - | - | - | - | 321 | - | - | - | - |
| YYC | - | - | - | - | - | 205 | - | - | - | - |

JUNI 1996

MIT GEBIETEN AUSSERHALB DEUTSCHLANDS

IN TONNEN

HERKUNFTSFLUGPLATZ

NACH STRECKENZIELLAND

| B E R L I N (THF) | | SAARBRUECKEN (SCN) | MUENSTER/ OSN. (FMO) | LEIPZIG (LEJ) | DRESDEN (DRS) | ERFURT (ERF) | SONSTIGE | INSGESAMT | BZW. ----- FLUGPLATZ |
|----------------------|-----|-----------------------|-------------------------|------------------|------------------|-----------------|----------|-----------|----------------------|
| EINLADUNG | | | | | | | | | |
| INSGESAMT | | | | | | | | | |
| - | 0 | - | - | - | - | - | - | 10 | *TR |
| - | 8 | - | - | - | - | - | - | 101 | ZYPERN |
| - | 7 | - | - | - | - | - | - | 96 | DARUNTER: LCA |
| - | - | - | - | - | - | - | - | 81 | SLOWENIEN |
| - | - | - | - | - | - | - | - | 81 | DARUNTER: LJU |
| - | - | - | - | - | - | - | - | 58 | KROATIEN |
| - | - | - | - | - | - | - | - | 51 | DARUNTER: ZAG |
| - | - | - | - | - | - | - | - | 96 | SERBIEN |
| - | - | - | - | - | - | - | - | 95 | DARUNTER: BEG |
| - | - | - | - | - | - | - | - | 17 | MAZEDONIEN |
| - | - | - | - | - | - | - | - | 17 | DARUNTER: SKP |
| - | - | - | - | - | - | - | - | 279 | UNGARN |
| - | - | - | - | - | - | - | - | 279 | DARUNTER: BUD |
| - | - | - | - | - | - | - | - | 18 | ALBANIEN |
| - | - | - | - | - | - | - | - | 18 | DARUNTER: TIA |
| 1 | 31 | - | - | - | - | - | - | 245 | TSCHECH. REP. |
| 1 | 31 | - | - | - | - | - | - | 245 | DARUNTER: PRG |
| - | 0 | - | - | - | - | - | - | 161 | RUMAENIEN |
| - | 0 | - | - | - | - | - | - | 160 | DARUNTER: BUH |
| - | 1 | - | - | 16 | - | - | - | 106 | BULGARIEN |
| - | 1 | - | - | 16 | - | - | - | 106 | DARUNTER: SOF |
| - | 129 | - | - | 0 | - | - | - | 1 758 | RUSSLAND |
| - | 113 | - | - | 0 | - | - | - | 1 517 | DARUNTER: MOW |
| - | 0 | - | - | - | - | - | - | 105 | LED |
| - | - | - | - | - | - | - | - | 67 | OVB |
| - | - | - | - | - | - | - | - | 33 | SVX |
| - | 15 | - | - | - | - | - | - | 32 | *RU |
| - | 8 | - | - | - | - | - | - | 47 | WEISSRUSSLAND |
| - | 8 | - | - | - | - | - | - | 47 | DARUNTER: MSQ |
| - | - | - | - | - | - | - | - | 10 | MOLDAVIEN |
| - | - | - | - | - | - | - | - | 10 | DARUNTER: KIV |
| - | 8 | - | - | - | - | - | - | 70 | UKRAINE |
| - | 8 | - | - | - | - | - | - | 70 | DARUNTER: IEV |
| - | - | - | - | - | - | - | - | 26 | GEORGIEN |
| - | - | - | - | - | - | - | - | 26 | DARUNTER: TBS |
| - | - | - | - | - | - | - | - | 10 | ASERBAIDSCHAN |
| - | - | - | - | - | - | - | - | 10 | DARUNTER: BAK |
| - | - | - | 0 | - | - | - | - | 246 | KASACHSTAN |
| - | - | - | 0 | - | - | - | - | 246 | DARUNTER: ALA |
| - | - | - | - | - | - | - | - | 5 | KIRGISIEN |
| - | - | - | - | - | - | - | - | 7 | TURKMENISTAN |
| - | - | - | - | - | - | - | - | 140 | USBEKISTAN |
| - | - | - | - | - | - | - | - | 140 | DARUNTER: TAS |
| 12 | 240 | 0 | 0 | 35 | 3 | - | - | 24 556 | E U R O P A |
| 8 | 7 | 0 | - | 2 | 0 | - | - | 17 531 | DARUNTER: EU-LAENDER |
| - | 18 | - | - | - | - | - | - | 630 | AEGYPTEN |
| - | 12 | - | - | - | - | - | - | 532 | DARUNTER: CAI |
| - | - | - | - | - | - | - | - | 16 | ALY |
| - | 6 | - | - | - | - | - | - | 82 | HRG |
| - | 0 | - | 0 | - | 0 | - | - | 138 | TUNESIEN |
| - | 0 | - | - | - | 0 | - | - | 97 | DARUNTER: TUN |
| - | - | - | - | - | - | - | - | 17 | DJE |
| - | - | - | 0 | - | - | - | - | 23 | MIR |
| - | - | - | - | - | - | - | - | 65 | ALGERIEN |
| - | - | - | - | - | - | - | - | 65 | DARUNTER: ALG |
| - | - | - | - | - | - | - | - | 54 | MAROKKO |
| - | - | - | - | - | - | - | - | 48 | DARUNTER: CAS |
| - | - | - | - | - | - | - | - | 8 | SENEGAL |
| - | - | - | - | - | - | - | - | 57 | GHANA |
| - | - | - | - | - | - | - | - | 57 | DARUNTER: ACC |
| - | - | - | - | - | - | - | - | 151 | NIGERIA |
| - | - | - | - | - | - | - | - | 151 | DARUNTER: LOS |
| - | - | - | - | - | - | - | - | 35 | SUDAN |
| - | - | - | - | - | - | - | - | 35 | DARUNTER: KRT |
| - | - | - | - | - | - | - | - | 41 | ERITHREA |
| - | - | - | - | - | - | - | - | 41 | DARUNTER: ASM |
| - | - | - | - | - | - | - | - | 180 | AETHIOPIEN |
| - | - | - | - | - | - | - | - | 180 | DARUNTER: ADD |
| - | - | - | - | - | - | - | - | 419 | KENIA |
| - | - | - | - | - | - | - | - | 405 | DARUNTER: NBO |
| - | - | - | - | - | - | - | - | 15 | MBA |
| - | - | - | - | - | - | - | - | 85 | SIMBAWE |
| - | - | - | - | - | - | - | - | 85 | DARUNTER: HRE |
| - | - | - | - | - | - | - | - | 109 | NAMIBIA |
| - | - | - | - | - | - | - | - | 109 | DARUNTER: WDH |
| - | - | - | - | - | - | - | - | 2 | MADAGASKAR |
| - | - | - | - | - | - | - | - | 27 | SESCHELLEN |
| - | - | - | - | - | - | - | - | 27 | DARUNTER: SEZ |
| - | - | - | - | - | - | - | - | 96 | MAURITIUS |
| - | - | - | - | - | - | - | - | 96 | DARUNTER: MRU |
| - | - | - | - | - | - | - | - | 1 576 | SUEDAFRIKA |
| - | - | - | - | - | - | - | - | 1 453 | DARUNTER: JNB |
| - | - | - | - | - | - | - | - | 116 | CPT |
| - | 18 | - | 0 | - | 0 | - | - | 3 674 | A F R I K A |
| - | - | - | - | - | - | - | - | 1 770 | KANADA |
| - | - | - | - | - | - | - | - | 325 | DARUNTER: YMQ |
| - | - | - | - | - | - | - | - | 919 | YTO |
| - | - | - | - | - | - | - | - | 321 | YVR |
| - | - | - | - | - | - | - | - | 205 | YYC |

VON STRECKEN

| NACH STRECKENZIELLAND | VON STRECKEN | | | | | | | | | |
|-----------------------|------------------|-------------------|-----------------|----------------------|---------------------|--------------------|--------------------|--------------------|-------------------|-----------------|
| BZW. ----- FLUGPLATZ | HAMBURG (HAM) | HANNOVER (HAJ) | BREMEN (BRE) | DUESSELDORF (DUS) | KOELN/BONN (CGN) | FRANKFURT (FRA) | STUTTGART (STR) | NUERNBERG (NUE) | MUENCHEN (MUC) | BERLIN (TXL) |
| EINLADUNG | | | | | | | | | | |
| INSGESAMT | | | | | | | | | | |
| USA | - | 45 | - | 569 | 2 604 | 14 565 | 73 | - | 796 | 26 |
| DARUNTER: NYC | - | - | - | 341 | 1 233 | 4 134 | - | - | 102 | 26 |
| CHI | - | - | - | 97 | - | 2 727 | - | - | 363 | - |
| BOS | - | - | - | - | - | 660 | - | - | - | - |
| PHL | - | - | - | - | 1 175 | 137 | - | - | - | - |
| WAS | - | - | - | - | - | 656 | - | - | 83 | - |
| DET | - | - | - | - | - | 162 | - | - | - | - |
| PIT | - | - | - | - | - | 108 | - | - | - | - |
| CVG | - | - | - | - | - | 324 | - | - | - | - |
| ATL | - | - | - | - | - | 1 875 | 73 | - | 137 | - |
| CLT | - | - | - | - | - | 104 | - | - | - | - |
| MIA | - | - | - | 73 | - | 1 514 | - | - | 20 | - |
| SDF | - | - | - | - | 36 | - | - | - | - | - |
| SJU | - | - | - | - | - | 30 | - | - | - | - |
| ORL | - | - | - | 2 | - | 56 | - | - | - | - |
| *U2 | - | - | - | 34 | 1 | 0 | - | - | - | - |
| MSP | - | - | - | - | - | 19 | - | - | - | - |
| DAL | - | - | - | - | - | 1 034 | - | - | - | - |
| HOU | - | - | - | - | - | 181 | - | - | - | - |
| SFO | - | - | - | 7 | - | 221 | - | - | 87 | - |
| LAX | - | 45 | - | 14 | - | 602 | - | - | 4 | - |
| *U6 | - | - | - | - | 157 | - | - | - | - | - |
| MEXIKO | - | - | - | 0 | 1 | 422 | - | - | - | - |
| DARUNTER: MEX | - | - | - | - | - | 422 | - | - | - | - |
| GUATEMALA | - | - | - | - | 6 | - | - | - | - | - |
| COSTA RICA | - | - | - | 8 | - | 4 | - | - | - | - |
| DARUNTER: SJO | - | - | - | 8 | - | 4 | - | - | - | - |
| KUBA | - | - | - | 5 | 3 | 1 | - | - | - | - |
| DARUNTER: HAV | - | - | - | - | 3 | 1 | - | - | - | - |
| JAMAICA | - | - | - | 0 | - | 1 | - | - | - | - |
| DOMINIK. REP. | 2 | - | - | 31 | 0 | 17 | - | - | 0 | - |
| DARUNTER: SDQ | - | - | - | 11 | - | 9 | - | - | - | - |
| POP | 2 | - | - | 14 | 0 | 7 | - | - | 0 | - |
| BARBADOS | - | - | - | - | - | 1 | - | - | - | - |
| TRINID. U. TOB. | - | - | - | - | - | 11 | - | - | - | - |
| DARUNTER: POS | - | - | - | - | - | 11 | - | - | - | - |
| KOLUMBIEN | - | - | - | - | - | 104 | - | - | - | - |
| DARUNTER: BOG | - | - | - | - | - | 104 | - | - | - | - |
| VENEZUELA | - | - | - | 4 | - | 167 | - | - | - | - |
| DARUNTER: CCS | - | - | - | - | - | 165 | - | - | - | - |
| BRASILLEN | - | - | - | - | - | 1 794 | - | - | - | - |
| DARUNTER: RIO | - | - | - | - | - | 226 | - | - | - | - |
| SAO | - | - | - | - | - | 1 567 | - | - | - | - |
| ECUADOR | - | - | - | - | - | 54 | - | - | - | - |
| DARUNTER: UIO | - | - | - | - | - | 54 | - | - | - | - |
| PERU | - | - | - | - | - | 73 | - | - | - | - |
| DARUNTER: LIM | - | - | - | - | - | 73 | - | - | - | - |
| ARGENTINIEN | - | - | - | - | - | 200 | - | - | - | - |
| DARUNTER: BUE | - | - | - | - | - | 200 | - | - | - | - |
| CHILE | - | - | - | - | - | 235 | - | - | - | - |
| DARUNTER: SCL | - | - | - | - | - | 235 | - | - | - | - |
| A M E R I K A | 2 | 45 | - | 658 | 2 613 | 19 380 | 73 | - | 797 | 26 |
| LIBANON | - | - | - | - | 25 | 67 | - | - | - | - |
| DARUNTER: BEY | - | - | - | - | 25 | 67 | - | - | - | - |
| ISRAEL | - | - | - | - | 641 | 369 | - | - | 21 | - |
| DARUNTER: TLV | - | - | - | - | 641 | 369 | - | - | 21 | - |
| JORDANIEN | - | - | - | - | - | 63 | - | - | - | 6 |
| DARUNTER: AMM | - | - | - | - | - | 63 | - | - | - | 6 |
| SYRIEN | - | - | - | - | - | 41 | - | - | 17 | - |
| DARUNTER: DAM | - | - | - | - | - | 41 | - | - | 17 | - |
| IRAN | 16 | - | - | - | - | 403 | - | - | - | - |
| DARUNTER: THR | 16 | - | - | - | - | 403 | - | - | - | - |
| KUWEIT | - | - | - | - | - | 633 | - | - | 9 | - |
| DARUNTER: KWI | - | - | - | - | - | 633 | - | - | 9 | - |
| BAHRAIN | - | - | - | - | - | 267 | - | - | - | - |
| DARUNTER: BAH | - | - | - | - | - | 267 | - | - | - | - |
| KATAR | - | - | - | - | - | 268 | - | - | - | - |
| DARUNTER: DOH | - | - | - | - | - | 268 | - | - | - | - |
| SAUDI-ARAB. | - | - | - | - | - | 762 | - | - | - | - |
| DARUNTER: DHA | - | - | - | - | - | 196 | - | - | - | - |
| JED | - | - | - | - | - | 216 | - | - | - | - |
| RUH | - | - | - | - | - | 351 | - | - | - | - |
| JEMEN | - | - | - | - | 29 | 34 | - | - | - | - |
| DARUNTER: SAH | - | - | - | - | 29 | 34 | - | - | - | - |
| OMAN | - | 31 | - | - | - | 75 | - | - | 41 | - |
| DARUNTER: MCT | - | 31 | - | - | - | 75 | - | - | 41 | - |
| V. A. EMIRATE | - | - | - | - | 168 | 1 875 | - | - | - | - |
| DARUNTER: SHJ | - | - | - | - | 168 | 1 099 | - | - | - | - |
| DXB | - | - | - | - | - | 679 | - | - | - | - |
| AUH | - | - | - | - | - | 97 | - | - | - | - |
| PAKISTAN | - | - | - | - | - | 356 | - | - | - | - |
| DARUNTER: KHI | - | - | - | - | - | 288 | - | - | - | - |
| ISB | - | - | - | - | - | 57 | - | - | - | - |
| LHE | - | - | - | - | - | 11 | - | - | - | - |
| BANGLADESCH | - | - | - | - | - | 19 | - | - | - | - |
| DARUNTER: DAC | - | - | - | - | - | 19 | - | - | - | - |
| INDIEN | - | - | - | - | - | 1 371 | - | - | - | - |
| DARUNTER: DEL | - | - | - | - | - | 510 | - | - | - | - |
| BOM | - | - | - | - | - | 726 | - | - | - | - |
| MAA | - | - | - | - | - | 134 | - | - | - | - |
| NEPAL | - | - | - | - | - | 19 | - | - | - | - |
| DARUNTER: KTM | - | - | - | - | - | 19 | - | - | - | - |

JUNI 1996

MIT GEBIETEN AUSSERHALB DEUTSCHLANDS

IN TONNEN

HERKUNFTSFLUGPLATZ

| HERKUNFTSFLUGPLATZ | | | | | | | | | NACH STRECKENZIELLAND |
|----------------------|-------|-----------------------|-------------------------|------------------|------------------|-----------------|----------|-----------|-----------------------|
| B E R L I N (THF) | (SKF) | SAARBRUECKEN (SCN) | MUENSTER/ OSN. (FMO) | LEIPZIG (LEJ) | DRESDEN (DRS) | ERFURT (ERF) | SONSTIGE | INSGESAMT | BZW. ----- FLUGPLATZ |
| - | 6 | - | - | - | - | - | - | 18 684 | EINLADUNG |
| - | - | - | - | - | - | - | - | 5 837 | ----- |
| - | - | - | - | - | - | - | - | 3 186 | INSGESAMT |
| - | - | - | - | - | - | - | - | 660 | ----- |
| - | - | - | - | - | - | - | - | 1 395 | USA |
| - | - | - | - | - | - | - | - | 656 | DARUNTER: NYC |
| - | - | - | - | - | - | - | - | 162 | CHI |
| - | - | - | - | - | - | - | - | 108 | BOS |
| - | - | - | - | - | - | - | - | 324 | PHL |
| - | - | - | - | - | - | - | - | 2 085 | WAS |
| - | - | - | - | - | - | - | - | 104 | DET |
| - | - | - | - | - | - | - | - | 1 607 | PIT |
| - | - | - | - | - | - | - | - | 36 | CVG |
| - | - | - | - | - | - | - | - | 30 | ATL |
| - | - | - | - | - | - | - | - | 58 | CLT |
| - | - | - | - | - | - | - | - | 36 | MIA |
| - | - | - | - | - | - | - | - | 19 | SDF |
| - | - | - | - | - | - | - | - | 1 034 | SJU |
| - | - | - | - | - | - | - | - | 181 | ORL |
| - | - | - | - | - | - | - | - | 315 | *U2 |
| - | 6 | - | - | - | - | - | - | 671 | MSP |
| - | 0 | - | - | - | - | - | - | 157 | DAL |
| - | 0 | - | - | - | - | - | - | 424 | HOU |
| - | 0 | - | - | - | - | - | - | 422 | SFO |
| - | - | - | - | - | - | - | - | 6 | LAX |
| - | - | - | - | - | - | - | - | 11 | *U6 |
| - | 9 | - | - | - | - | - | - | 11 | MEXIKO |
| - | 9 | - | - | - | - | - | - | 18 | DARUNTER: MEX |
| - | 0 | - | - | - | - | - | - | 13 | GUATEMALA |
| - | 0 | - | - | - | - | - | - | 2 | COSTA RICA |
| - | 0 | - | - | - | - | - | - | 50 | DARUNTER: SJO |
| - | 0 | - | - | - | - | - | - | 20 | KUBA |
| - | 0 | - | - | - | - | - | - | 22 | DARUNTER: HAV |
| - | - | - | - | - | - | - | - | 1 | JAMAICA |
| - | - | - | - | - | - | - | - | 11 | DOMINIK. REP |
| - | - | - | - | - | - | - | - | 11 | DARUNTER: SDQ |
| - | - | - | - | - | - | - | - | 104 | POP |
| - | - | - | - | - | - | - | - | 104 | BARBADOS |
| - | - | - | - | - | - | - | - | 170 | TRINID. U. TOB. |
| - | - | - | - | - | - | - | - | 165 | DARUNTER: POS |
| - | - | - | - | - | - | - | - | 226 | KOLUMBIEN |
| - | - | - | - | - | - | - | - | 54 | DARUNTER: BOG |
| - | - | - | - | - | - | - | - | 73 | VENEZUELA |
| - | - | - | - | - | - | - | - | 73 | DARUNTER: CCS |
| - | - | - | - | - | - | - | - | 200 | BRASIL IEN |
| - | - | - | - | - | - | - | - | 200 | DARUNTER: RIO |
| - | - | - | - | - | - | - | - | 235 | SAO |
| - | - | - | - | - | - | - | - | 235 | ECUADOR |
| - | 15 | - | - | - | - | - | - | 54 | DARUNTER: UIO |
| - | 0 | - | - | - | - | - | - | 73 | PERU |
| - | 0 | - | - | - | - | - | - | 73 | DARUNTER: LIM |
| - | 9 | - | - | - | - | - | - | 200 | ARGENTINIEN |
| - | 9 | - | - | - | - | - | - | 200 | DARUNTER: BUE |
| - | 3 | - | - | - | - | - | - | 235 | CHILE |
| - | 2 | - | - | - | - | - | - | 235 | DARUNTER: SCL |
| - | - | - | - | - | - | - | - | 235 | A M E R I K A |
| - | - | - | - | - | - | - | - | 93 | LIBANON |
| - | - | - | - | - | - | - | - | 93 | DARUNTER: BEY |
| - | - | - | - | - | - | - | - | 1 041 | ISRAEL |
| - | - | - | - | - | - | - | - | 1 041 | DARUNTER: TLV |
| - | - | - | - | - | - | - | - | 69 | JORDANIEN |
| - | - | - | - | - | - | - | - | 69 | DARUNTER: AMM |
| - | - | - | - | - | - | - | - | 61 | SYRIEN |
| - | - | - | - | - | - | - | - | 60 | DARUNTER: DAM |
| - | - | - | - | - | - | - | - | 419 | IRAN |
| - | - | - | - | - | - | - | - | 419 | DARUNTER: THR |
| - | - | - | - | - | - | - | - | 642 | KUWEIT |
| - | - | - | - | - | - | - | - | 642 | DARUNTER: KWI |
| - | - | - | - | - | - | - | - | 267 | BAHRAIN |
| - | - | - | - | - | - | - | - | 267 | DARUNTER: BAH |
| - | - | - | - | - | - | - | - | 268 | KATAR |
| - | - | - | - | - | - | - | - | 268 | DARUNTER: DOH |
| - | - | - | - | - | - | - | - | 762 | SAUDI-ARAB. |
| - | - | - | - | - | - | - | - | 196 | DARUNTER: DHA |
| - | - | - | - | - | - | - | - | 216 | JED |
| - | - | - | - | - | - | - | - | 351 | RUH |
| - | - | - | - | - | - | - | - | 63 | JEMEN |
| - | - | - | - | - | - | - | - | 63 | DARUNTER: SAH |
| - | - | - | - | - | - | - | - | 148 | OMAN |
| - | - | - | - | - | - | - | - | 148 | DARUNTER: MCT |
| - | - | - | - | - | - | - | - | 2 043 | V. A. EMIRATE |
| - | - | - | - | - | - | - | - | 1 267 | DARUNTER: SHJ |
| - | - | - | - | - | - | - | - | 679 | DXB |
| - | - | - | - | - | - | - | - | 97 | AUH |
| - | - | - | - | - | - | - | - | 356 | PAKISTAN |
| - | - | - | - | - | - | - | - | 288 | DARUNTER: KHI |
| - | - | - | - | - | - | - | - | 57 | ISB |
| - | - | - | - | - | - | - | - | 11 | LHE |
| - | - | - | - | - | - | - | - | 19 | BANGLADESCH |
| - | - | - | - | - | - | - | - | 19 | DARUNTER: DAC |
| - | - | - | - | - | - | - | - | 1 371 | INDIEN |
| - | - | - | - | - | - | - | - | 510 | DARUNTER: DEL |
| - | - | - | - | - | - | - | - | 726 | BOH |
| - | - | - | - | - | - | - | - | 134 | MAA |
| - | - | - | - | - | - | - | - | 19 | NEPAL |
| - | - | - | - | - | - | - | - | 19 | DARUNTER: KTM |

VON STRECKEN

| NACH STRECKENZIELLAND | VON STRECKEN | | | | | | | | | |
|-------------------------|------------------|-------------------|-----------------|----------------------|---------------------|--------------------|--------------------|--------------------|-------------------|-----------------|
| BZW. ----- FLUGPLATZ | HAMBURG (HAM) | HANNOVER (HAJ) | BREMEN (BRE) | DUESSELDORF (DUS) | KOELN/BONN (CGN) | FRANKFURT (FRA) | STUTTGART (STR) | NUERNBERG (NUE) | MUENCHEN (MUC) | BERLIN (TXL) |
| EINLADUNG | | | | | | | | | | |
| INSGESAMT | | | | | | | | | | |
| SRI LANKA | - | - | - | - | - | 144 | - | - | 56 | - |
| DARUNTER:CMB | - | - | - | - | - | 144 | - | - | 56 | - |
| MALEDIVEN | - | - | - | 7 | - | 11 | - | - | 5 | - |
| DARUNTER:MLE | - | - | - | 7 | - | 11 | - | - | 5 | - |
| THAILAND | - | - | - | - | - | 1 219 | - | - | 88 | - |
| DARUNTER:BKK | - | - | - | - | - | 1 219 | - | - | 88 | - |
| VIETNAM | - | - | - | - | - | 84 | - | - | - | 7 |
| DARUNTER:SGN | - | - | - | - | - | 84 | - | - | - | - |
| MALAYSIA | - | - | - | - | - | 998 | - | - | 41 | - |
| DARUNTER:KUL | - | - | - | - | - | 885 | - | - | 41 | - |
| PEN | - | - | - | - | - | 113 | - | - | - | - |
| SINGAPUR | - | - | - | - | - | 1 686 | - | - | - | - |
| DARUNTER:SIN | - | - | - | - | - | 1 686 | - | - | - | - |
| BRUNEI | - | - | - | - | - | 101 | - | - | - | - |
| DARUNTER:BWN | - | - | - | - | - | 101 | - | - | - | - |
| INDONESIEN | - | - | - | - | - | 366 | - | - | 0 | - |
| DARUNTER:JKT | - | - | - | - | - | 267 | - | - | - | - |
| DPS | - | - | - | - | - | 99 | - | - | 0 | - |
| PHILIPPINEN | - | - | - | - | - | 581 | - | - | - | - |
| DARUNTER:MNL | - | - | - | - | - | 581 | - | - | - | - |
| HONGKONG (BRIT) | - | - | - | - | - | 3 359 | - | - | - | - |
| DARUNTER:HKG | - | - | - | - | - | 3 359 | - | - | - | - |
| TAIWAN | - | - | - | - | - | 175 | - | - | - | - |
| DARUNTER:TPE | - | - | - | - | - | 175 | - | - | - | - |
| JAPAN | - | - | - | - | - | 2 949 | - | - | 73 | - |
| DARUNTER:TYO | - | - | - | - | - | 2 701 | - | - | - | - |
| OSA | - | - | - | - | - | 224 | - | - | 73 | - |
| NGO | - | - | - | - | - | 23 | - | - | - | - |
| KOREA REP. | - | - | - | - | - | 2 865 | - | - | - | - |
| DARUNTER:SEL | - | - | - | - | - | 2 865 | - | - | - | - |
| KOREA DEM. VR | - | - | - | - | - | - | - | - | - | - |
| DARUNTER:FMJ | - | - | - | - | - | - | - | - | - | - |
| CHINA | - | - | - | - | - | 842 | - | - | - | - |
| DARUNTER:PEK | - | - | - | - | - | 503 | - | - | - | - |
| SHA | - | - | - | - | - | 339 | - | - | - | - |
| A S I E N | 16 | 31 | - | 7 | 863 | 22 004 | - | - | 352 | 13 |
| AUSTRALIEN | - | - | - | - | - | 609 | - | - | - | - |
| DARUNTER:SYD | - | - | - | - | - | 159 | - | - | - | - |
| MEB | - | - | - | - | - | 449 | - | - | - | - |
| NEUSEELAND | - | - | - | - | - | 132 | - | - | - | - |
| DARUNTER:AKL | - | - | - | - | - | 132 | - | - | - | - |
| AUSTRALIEN/OZEANIEN ... | - | - | - | - | - | 741 | - | - | - | - |
| I N S G E S A M T .. | 785 | 174 | 5 | 1 875 | 10 855 | 57 686 | 355 | 1 264 | 2 320 | 221 |

JUNI 1996

MIT GEBIETEN AUSSERHALB DEUTSCHLANDS

IN TONNEN

| HERKUNFTSFLUGPLATZ | | | | | | | | | NACH STRECKENZIELLAND | |
|--------------------|-----------------|-----------------------|-------------------------|------------------|------------------|-----------------|----------|-----------|-----------------------|---------------------|
| BERLIN (THF) | BERLIN (SXF) | SAARBRUECKEN (SCN) | MUENSTER/ OSN. (FMO) | LEIPZIG (LEJ) | DRESDEN (DRS) | ERFURT (ERF) | SONSTIGE | INSGESAMT | BZW. ----- | FLUGPLATZ |
| - | - | - | - | - | - | - | - | 200 | | EINLADUNG |
| - | - | - | - | - | - | - | - | 200 | | ----- |
| - | - | - | - | - | - | - | - | 23 | | INSGESAMT |
| - | - | - | - | - | - | - | - | 1 23 | | SRI LANKA |
| - | - | - | - | - | - | - | - | 1 307 | | DARUNTER: CMB |
| - | - | - | - | - | - | - | - | 1 307 | | MALEDIVEN |
| - | - | - | - | - | - | - | - | 92 | | DARUNTER: MLE |
| - | - | - | - | - | - | - | - | 84 | | THAILAND |
| - | - | - | - | - | - | - | - | 1 040 | | DARUNTER: BKK |
| - | - | - | - | - | - | - | - | 927 | | VIETNAM |
| - | 9 | - | - | - | - | - | - | 113 | | DARUNTER: SGN |
| - | 9 | - | - | - | - | - | - | 1 696 | | MALAYSIA |
| - | - | - | - | - | - | - | - | 1 696 | | DARUNTER: KUL |
| - | - | - | - | - | - | - | - | 101 | | PEN |
| - | - | - | - | - | - | - | - | 101 | | SINGAPUR |
| - | - | - | - | - | - | - | - | 367 | | DARUNTER: SIN |
| - | - | - | - | - | - | - | - | 267 | | BRUNEI |
| - | - | - | - | - | - | - | - | 100 | | DARUNTER: BWN |
| - | - | - | - | - | - | - | - | 581 | | INDONESIEN |
| - | - | - | - | - | - | - | - | 581 | | DARUNTER: JKT |
| - | - | - | - | - | - | - | - | 3 359 | | DPS |
| - | - | - | - | - | - | - | - | 3 359 | | PHILIPPINEN |
| - | - | - | - | - | - | - | - | 175 | | DARUNTER: MNL |
| - | - | - | - | - | - | - | - | 175 | | HONGKONG (BRIT) |
| - | - | - | - | - | - | - | - | 3 022 | | DARUNTER: HKG |
| - | - | - | - | - | - | - | - | 2 701 | | TAIWAN |
| - | - | - | - | - | - | - | - | 297 | | DARUNTER: TPE |
| - | - | - | - | - | - | - | - | 23 | | JAPAN |
| - | - | - | - | - | - | - | - | 2 865 | | DARUNTER: TYO |
| - | - | - | - | - | - | - | - | 2 865 | | OSA |
| - | 15 | - | - | - | - | - | - | 15 | | NGO |
| - | 15 | - | - | - | - | - | - | 15 | | KOREA REP. |
| - | 0 | - | - | - | - | - | - | 842 | | DARUNTER: SEL |
| - | 0 | - | - | - | - | - | - | 503 | | KOREA DEM. VR |
| - | - | - | - | - | - | - | - | 339 | | DARUNTER: FNJ |
| - | - | - | - | - | - | - | - | 23 323 | | CHINA |
| - | 37 | - | - | - | - | - | - | | | DARUNTER: PEK |
| - | - | - | - | - | - | - | - | | | SHA |
| - | - | - | - | - | - | - | - | | | A S I E N |
| - | - | - | - | - | - | - | - | 609 | | AUSTRALIEN |
| - | - | - | - | - | - | - | - | 159 | | DARUNTER: SYD |
| - | - | - | - | - | - | - | - | 449 | | MEB |
| - | - | - | - | - | - | - | - | 132 | | NEUSEELAND |
| - | - | - | - | - | - | - | - | 132 | | DARUNTER: AKL |
| - | - | - | - | - | - | - | - | 741 | | AUSTRALIEN/OZEANIEN |
| 12 | 310 | 0 | 0 | 35 | 3 | - | - | 75 902 | | I N S G E S A M T |

6 GÜTERVERKEHR

 6. 2 VERFLECHTUNG IM VERKEHR

 6. 2. 2 AUSLADUNG

| VON STRECKENHERKUNFTS- LAND BZW. --- FLUGPLATZ | NACH STRECKEN | | | | | | | | | |
|---|------------------|-------------------|-----------------|----------------------|---------------------|--------------------|--------------------|--------------------|-------------------|-----------------|
| | HAMBURG (HAM) | HANNOVER (HAJ) | BREMEN (BRE) | DUESSELDORF (DUS) | KOELN/BONN (CGN) | FRANKFURT (FRA) | STUTTGART (STR) | NUERNBERG (NUE) | MUENCHEN (MUC) | BERLIN (TXL) |
| AUSLADUNG | | | | | | | | | | |
| INSGESAMT | | | | | | | | | | |
| POLEN | 10 | - | - | 0 | 7 | 52 | 0 | - | 0 | 0 |
| DARUNTER: WAW | 2 | - | - | 0 | 7 | 50 | 0 | - | 0 | 0 |
| LITAUEN | 0 | - | - | - | - | 30 | - | - | - | 0 |
| DARUNTER: VNO | - | - | - | - | - | 30 | - | - | - | 0 |
| LETTLAND | - | - | - | - | - | 10 | - | - | - | - |
| DARUNTER: RIX | - | - | - | - | - | 10 | - | - | - | - |
| ESTLAND | 0 | - | - | - | - | 18 | - | - | - | - |
| DARUNTER: TTL | 0 | - | - | - | - | 18 | - | - | - | - |
| FINNLAND | 18 | - | - | 26 | 183 | 84 | - | - | 2 | 3 |
| DARUNTER: HEL | 17 | - | - | 26 | 183 | 82 | - | - | 2 | 3 |
| SCHWEDEN | 2 | - | - | 5 | 788 | 536 | - | - | 7 | 1 |
| DARUNTER: STO | 2 | - | - | 5 | 457 | 533 | - | - | 6 | 1 |
| MMA | - | - | - | - | 125 | - | - | - | - | - |
| GOT | 0 | - | - | 0 | 206 | 3 | - | - | 0 | - |
| NORWEGEN | 20 | 2 | - | 0 | 130 | 122 | - | - | 6 | 10 |
| DARUNTER: OSL | 20 | - | - | 0 | 128 | 122 | - | - | 6 | 10 |
| DAENEMARK | 28 | 3 | - | 24 | 425 | 70 | 15 | 121 | 16 | - |
| DARUNTER: CPH | 28 | 3 | - | 24 | 290 | 67 | 15 | 114 | 16 | - |
| BLL | - | - | - | - | 135 | 3 | - | 7 | - | - |
| GR BRITANNIEN | 78 | 19 | 4 | 289 | 2 209 | 1 825 | 43 | 169 | 124 | 25 |
| DARUNTER: LON | 77 | 18 | 4 | 238 | 610 | 1 402 | 40 | 8 | 112 | 25 |
| BHX | - | 0 | - | 5 | 202 | 10 | 2 | - | 1 | - |
| MAN | 0 | 0 | - | 10 | - | 81 | - | - | 10 | - |
| LPL | - | - | - | 0 | 192 | - | - | - | - | - |
| GLA | - | - | - | - | - | 105 | - | - | - | - |
| EDI | - | - | - | 0 | 15 | - | - | - | 0 | - |
| CWL | - | - | - | - | - | - | - | - | - | - |
| BFS | - | - | - | - | 15 | - | - | - | - | - |
| EMA | - | - | - | - | 1 150 | 219 | - | 160 | - | - |
| *GB | - | - | - | 35 | 26 | 6 | - | - | - | - |
| IRLAND | 0 | - | - | 16 | 209 | 71 | 1 | - | 14 | - |
| DARUNTER: DUB | 0 | - | - | 16 | 200 | 66 | 0 | - | 14 | - |
| SNN | - | - | - | 0 | 8 | 4 | 0 | - | - | - |
| ISLAND | 75 | - | - | 9 | - | 24 | - | - | - | - |
| DARUNTER: KEF | 75 | - | - | 9 | - | 24 | - | - | - | - |
| NIEDERLANDE | 56 | 0 | 3 | - | - | 93 | 9 | 0 | 55 | 13 |
| DARUNTER: AMS | 56 | 0 | 3 | - | - | 93 | 9 | 0 | 55 | 13 |
| BELGIEN | 17 | 2 | - | 0 | 269 | 334 | 25 | 288 | 22 | 0 |
| DARUNTER: BRU | 17 | 2 | - | 0 | 269 | 334 | 25 | 288 | 22 | 0 |
| LUXEMBURG | 0 | - | - | - | - | 3 | - | - | - | - |
| FRANKREICH | 65 | 2 | - | 65 | 1 040 | 857 | 42 | 0 | 110 | 34 |
| DARUNTER: PAR | 65 | 2 | - | 64 | 705 | 762 | 42 | 0 | 99 | 34 |
| LYS | - | - | - | 0 | 335 | 21 | 0 | - | 0 | - |
| NCE | - | - | - | 0 | - | 74 | - | - | 2 | - |
| SPANIEN | 26 | 3 | 0 | 50 | 311 | 291 | 14 | 30 | 17 | 8 |
| DARUNTER: MAD | - | 0 | - | 7 | 98 | 88 | - | - | 7 | 0 |
| BCN | 20 | 2 | - | 4 | 87 | 68 | 4 | - | 5 | 7 |
| VLC | - | - | - | - | - | 24 | - | - | - | - |
| ALC | - | - | - | 9 | - | 7 | - | - | - | - |
| AGP | 0 | 0 | - | 0 | - | 24 | - | - | - | - |
| BIO | - | - | - | - | - | 28 | - | - | - | - |
| *E1 | - | - | - | - | 126 | - | - | - | - | - |
| PMI | 4 | - | - | 2 | 0 | 15 | 0 | - | 0 | - |
| *E2 | - | - | - | - | - | 0 | - | 30 | - | - |
| LPA | 2 | - | 0 | 14 | 0 | 19 | 0 | - | 0 | - |
| TCI | 0 | - | - | 9 | 0 | 11 | 9 | 0 | 1 | - |
| PORTUGAL | 7 | 9 | - | 9 | 213 | 194 | 2 | - | 15 | 0 |
| DARUNTER: LIS | 6 | 9 | - | 7 | 5 | 149 | 2 | - | 15 | 0 |
| OPO | 0 | 0 | - | - | 208 | 41 | - | - | - | - |
| MALTA | 0 | - | - | 1 | - | 120 | 0 | - | 0 | 0 |
| DARUNTER: MLA | 0 | - | - | 1 | - | 120 | 0 | - | 0 | 0 |
| SCHWEIZ | 59 | 20 | 3 | 61 | 300 | 226 | 68 | 33 | 90 | 16 |
| DARUNTER: ZRH | 58 | 20 | 3 | 55 | 7 | 152 | 68 | 17 | 82 | 16 |
| GVA | 0 | 0 | - | 6 | 44 | 71 | 0 | 17 | 7 | - |
| BSL | 0 | 0 | - | 0 | 248 | 2 | - | - | 0 | 0 |
| OESTERREICH | 11 | 4 | - | 26 | 110 | 141 | 6 | 77 | 12 | 4 |
| DARUNTER: VIE | 11 | 4 | - | 24 | 110 | 88 | 6 | 77 | 12 | 4 |
| LNZ | - | - | - | 0 | - | 26 | - | - | - | - |
| GRZ | - | - | - | 0 | - | 23 | - | - | 0 | - |
| ITALIEN | 10 | 0 | - | 33 | 714 | 531 | 12 | 106 | 69 | 4 |
| DARUNTER: ROM | 0 | - | - | 20 | 0 | 92 | 2 | - | 31 | 2 |
| MIL | 10 | 0 | - | 9 | 559 | 181 | 7 | 106 | 8 | 2 |
| VCE | - | - | - | 0 | - | 69 | - | - | 0 | - |
| TRN | - | - | - | - | - | 40 | 0 | - | 1 | - |
| GOA | - | - | - | - | - | 21 | - | - | - | - |
| BLQ | - | - | - | - | 77 | 38 | - | - | 1 | - |
| PSA | - | - | - | - | - | 36 | - | - | 6 | - |
| NAP | 0 | - | - | 4 | 1 | 23 | 0 | - | 13 | - |
| CTA | - | - | - | - | - | 8 | 2 | - | 6 | - |
| *IT | - | - | - | - | 77 | 22 | - | - | - | - |
| GRIECHENLAND | 0 | 0 | - | 47 | 118 | 210 | 42 | 22 | 57 | 3 |
| DARUNTER: ATH | 0 | - | - | 11 | 74 | 153 | 10 | 22 | 24 | 1 |
| SKG | - | 0 | - | 36 | 45 | 56 | 31 | - | 33 | 1 |
| TUERKEI | 32 | 24 | - | 194 | 424 | 430 | 113 | 26 | 110 | 40 |
| DARUNTER: ANK | 0 | - | - | 1 | 4 | 39 | 16 | - | 0 | - |
| IST | 25 | 23 | - | 141 | 418 | 329 | 82 | 19 | 94 | 26 |
| IZM | 1 | 0 | - | 17 | 0 | 44 | 5 | - | 7 | 6 |
| AYT | 5 | - | - | 35 | 0 | 16 | 9 | 7 | 8 | 0 |
| ZYPERN | 4 | - | - | 0 | - | 24 | - | - | 3 | - |
| DARUNTER: LCA | 4 | - | - | 0 | - | 20 | - | - | 3 | - |
| SLOWENIEN | - | - | - | - | - | 14 | - | 10 | 2 | - |
| DARUNTER: LJU | - | - | - | - | - | 14 | - | 10 | 2 | - |
| KROATIEN | - | - | - | 0 | - | 34 | 0 | - | 0 | 0 |
| DARUNTER: ZAG | - | - | - | 0 | - | 33 | 0 | - | 0 | 0 |
| SERBIEN | - | - | - | 4 | - | 45 | 4 | - | 11 | - |

JUNI 1996

MIT GEBIETEN AUSSERHALB DEUTSCHLANDS

IN TONNEN

| ZIELFLUGPLATZ | | | | | | | | | VON STRECKENHERKUNFTS- |
|----------------------|-------|-----------------------|-------------------------|------------------|------------------|-----------------|----------|-----------|------------------------|
| B E R L I N (THF) | (SKF) | SAARBRUECKEN (SCN) | MUENSTER/ OSN. (FMO) | LEIPZIG (LEJ) | DRESDEN (DRS) | ERFURT (ERF) | SONSTIGE | INSGESAMT | LAND BZW. - FLUGPLATZ |
| - | 9 | - | - | 3 | 0 | - | - | 83 | AUSLADUNG |
| - | 9 | - | - | 3 | - | - | - | 73 | ----- |
| - | - | - | - | - | - | - | - | 31 | INSGESAMT |
| - | - | - | - | - | - | - | - | 30 | ----- |
| - | - | - | - | - | - | - | - | 10 | POLEN |
| - | - | - | - | - | - | - | - | 10 | DARUNTER: WAW |
| - | - | - | - | - | - | - | - | 19 | LITAUEN |
| - | - | - | - | - | - | - | - | 19 | DARUNTER: VNO |
| - | - | - | - | - | - | - | - | 316 | LETTLAND |
| - | - | - | - | - | - | - | - | 133 | DARUNTER: RIX |
| - | - | - | - | - | - | - | - | 125 | ESTLAND |
| - | - | - | - | - | - | - | - | 210 | DARUNTER: TTL |
| - | - | - | - | - | - | - | - | 290 | FINNLAND |
| - | - | - | - | - | - | - | - | 288 | DARUNTER: HEL |
| - | - | - | - | - | - | - | - | 706 | SCHWEDEN |
| - | - | - | - | - | - | - | - | 560 | DARUNTER: STO |
| - | - | - | - | - | - | - | - | 145 | MMA |
| - | - | - | - | - | - | - | - | 290 | GOT |
| - | - | - | - | - | - | - | - | 288 | NORWEGEN |
| - | - | - | - | - | - | - | - | 706 | DARUNTER: OSL |
| - | - | - | - | - | - | - | - | 560 | DAENEMARK |
| - | - | - | - | - | - | - | - | 145 | DARUNTER: CPH |
| - | - | - | - | - | - | - | - | 4820 | BLL |
| - | - | - | - | - | - | - | - | 2536 | GR BRITANNIEN |
| - | - | - | - | - | - | - | - | 221 | DARUNTER: LON |
| - | - | - | - | - | - | - | - | 107 | BHX |
| - | - | - | - | - | - | - | - | 200 | MAN |
| - | - | - | - | - | - | - | - | 105 | LPL |
| - | - | - | - | - | - | - | - | 16 | GLA |
| - | - | - | - | - | - | - | - | 22 | EDI |
| - | - | - | - | - | - | - | - | 15 | CWL |
| - | - | - | - | - | - | - | - | 1530 | BFS |
| - | - | - | - | - | - | - | - | 68 | EMA |
| - | - | - | - | - | - | - | - | 311 | *GB |
| - | - | - | - | - | - | - | - | 298 | IRLAND |
| - | - | - | - | - | - | - | - | 13 | DARUNTER: DUB |
| - | - | - | - | - | - | - | - | 110 | SNN |
| - | - | - | - | - | - | - | - | 110 | ISLAND |
| - | - | - | - | - | - | - | - | 228 | DARUNTER: KEF |
| - | - | - | - | - | - | - | - | 228 | NIEDERLANDE |
| - | - | - | - | - | - | - | - | 963 | DARUNTER: AMS |
| - | - | - | - | - | - | - | - | 963 | BELGIEN |
| - | - | - | - | - | - | - | - | 4 | DARUNTER: BRU |
| - | - | - | - | - | - | - | - | 215 | LUXEMBURG |
| - | - | - | - | - | - | - | - | 773 | FRANKREICH |
| - | - | - | - | - | - | - | - | 356 | DARUNTER: PAR |
| - | - | - | - | - | - | - | - | 77 | LYS |
| - | - | - | - | - | - | - | - | 763 | NCE |
| - | - | - | - | - | - | - | - | 201 | SPANIEN |
| - | - | - | - | - | - | - | - | 198 | DARUNTER: MAD |
| - | - | - | - | - | - | - | - | 24 | BCN |
| - | - | - | - | - | - | - | - | 15 | VLC |
| - | - | - | - | - | - | - | - | 24 | ALC |
| - | - | - | - | - | - | - | - | 28 | AGP |
| - | - | - | - | - | - | - | - | 126 | BIO |
| - | - | - | - | - | - | - | - | 22 | *E1 |
| - | - | - | - | - | - | - | - | 42 | PMI |
| - | - | - | - | - | - | - | - | 37 | *E2 |
| - | - | - | - | - | - | - | - | 30 | LPA |
| - | - | - | - | - | - | - | - | 449 | TCI |
| - | - | - | - | - | - | - | - | 192 | PORTUGAL |
| - | - | - | - | - | - | - | - | 249 | DARUNTER: LIS |
| - | - | - | - | - | - | - | - | 122 | OPO |
| - | - | - | - | - | - | - | - | 879 | MALTA |
| - | - | - | - | - | - | - | - | 480 | DARUNTER: MLA |
| - | - | - | - | - | - | - | - | 146 | SCHWEIZ |
| - | - | - | - | - | - | - | - | 253 | DARUNTER: ZRH |
| - | - | - | - | - | - | - | - | 390 | GVA |
| - | - | - | - | - | - | - | - | 336 | BSL |
| - | - | - | - | - | - | - | - | 27 | OESTERREICH |
| - | - | - | - | - | - | - | - | 23 | DARUNTER: VIE |
| - | - | - | - | - | - | - | - | 1478 | LNZ |
| - | - | - | - | - | - | - | - | 148 | GRZ |
| - | - | - | - | - | - | - | - | 882 | ITALIEN |
| - | - | - | - | - | - | - | - | 69 | DARUNTER: ROM |
| - | - | - | - | - | - | - | - | 41 | MIL |
| - | - | - | - | - | - | - | - | 21 | VCE |
| - | - | - | - | - | - | - | - | 116 | TRN |
| - | - | - | - | - | - | - | - | 41 | GOA |
| - | - | - | - | - | - | - | - | 42 | BLQ |
| - | - | - | - | - | - | - | - | 16 | PSA |
| - | - | - | - | - | - | - | - | 99 | NAP |
| - | - | - | - | - | - | - | - | 498 | CTA |
| - | - | - | - | - | - | - | - | 295 | *IT |
| - | - | - | - | - | - | - | - | 202 | GRIECHENLAND |
| - | - | - | - | - | - | - | - | 397 | DARUNTER: ATH |
| - | - | - | - | - | - | - | - | 61 | SKG |
| - | - | - | - | - | - | - | - | 161 | TUERKEI |
| - | - | - | - | - | - | - | - | 82 | DARUNTER: ANK |
| - | - | - | - | - | - | - | - | 82 | IST |
| - | - | - | - | - | - | - | - | 42 | IZM |
| - | - | - | - | - | - | - | - | 38 | AYT |
| - | - | - | - | - | - | - | - | 27 | ZYPERN |
| - | - | - | - | - | - | - | - | 27 | DARUNTER: LCA |
| - | - | - | - | - | - | - | - | 27 | SLOWENIEN |
| - | - | - | - | - | - | - | - | 34 | DARUNTER: LJU |
| - | - | - | - | - | - | - | - | 34 | KROATIEN |
| - | - | - | - | - | - | - | - | 34 | DARUNTER: ZAG |
| - | - | - | - | - | - | - | - | 64 | SERBIEN |

6 GÜTERVERKEHR

 6. 2 VERFLECHTUNG IM VERKEHR

 6. 2. 2 AUSLADUNG

NACH STRECKEN

| VON STRECKENHERKUNFTS- | | | | | | | | | | |
|-------------------------|------------------|-------------------|-----------------|----------------------|---------------------|--------------------|--------------------|--------------------|-------------------|-----------------|
| LAND BZW. --- FLUGPLATZ | HAMBURG (HAM) | HANNOVER (HAJ) | BREMEN (BRE) | DUESSELDORF (DUS) | KOELN/BONN (CGN) | FRANKFURT (FRA) | STUTTGART (STR) | NUERNBERG (NUE) | MUENCHEN (MUC) | BERLIN (TXL) |
| AUSLADUNG | | | | | | | | | | |
| INSGESAMT | | | | | | | | | | |
| DARUNTER: BEG | - | - | - | 4 | - | 45 | 4 | - | 11 | - |
| MAZEDONIEN | - | - | - | 0 | - | 3 | 4 | - | 0 | - |
| UNGARN | 2 | - | - | 0 | 3 | 58 | 2 | 26 | 1 | 0 |
| DARUNTER: BUD | 2 | - | - | 0 | 3 | 58 | 2 | 26 | 1 | 0 |
| ALBANIEN | - | - | - | - | - | 1 | - | - | - | - |
| TSCHECH. REP. | 3 | 0 | - | 0 | 0 | 27 | 2 | 34 | 0 | - |
| DARUNTER: PRG | 3 | 0 | - | 0 | 0 | 27 | 2 | 34 | 0 | - |
| RUMAENIEN | - | - | - | - | - | 35 | - | - | 7 | - |
| DARUNTER: BUH | - | - | - | - | - | 35 | - | - | 7 | - |
| BULGARIEN | - | - | - | - | 34 | 31 | - | - | 25 | - |
| DARUNTER: SOF | - | - | - | - | 34 | 31 | - | - | 25 | - |
| RUSSLAND | 3 | 0 | - | 2 | 15 | 189 | - | - | 3 | 5 |
| DARUNTER: MOW | 2 | - | - | 2 | 0 | 159 | - | - | 3 | 4 |
| LED | 0 | - | - | 0 | - | 10 | - | - | 0 | 0 |
| SVX | - | - | - | - | 12 | 9 | - | - | - | - |
| WEISSRUSSLAND | - | - | - | - | - | 8 | - | - | 0 | - |
| DARUNTER: MSQ | - | - | - | - | - | 8 | - | - | 0 | - |
| MOLDAVIEN | - | - | - | - | - | 2 | - | - | - | - |
| UKRAINE | - | - | - | - | - | 22 | - | - | 0 | - |
| DARUNTER: IEV | - | - | - | - | - | 22 | - | - | 0 | - |
| GEORGIEN | - | - | - | - | 0 | 0 | - | - | - | - |
| ASERBAIDSCHAN | - | - | - | - | - | 8 | - | - | - | - |
| KASACHSTAN | - | - | - | - | 0 | 12 | - | - | - | - |
| DARUNTER: ALA | - | - | - | - | 0 | 12 | - | - | - | - |
| TURKMENISTAN | - | - | - | - | - | 3 | - | - | - | - |
| USBEKISTAN | - | - | - | - | - | 8 | - | - | - | - |
| E U R O P A | 525 | 88 | 9 | 865 | 7 503 | 6 795 | 402 | 942 | 781 | 166 |
| DARUNTER: EU-LAENDER | 317 | 42 | 6 | 591 | 6 589 | 5 240 | 209 | 812 | 519 | 94 |
| AEGYPTEN | - | - | - | 2 | - | 285 | - | - | - | - |
| DARUNTER: CAI | - | - | - | 2 | - | 276 | - | - | - | - |
| TUNESIEN | 6 | 5 | - | 6 | - | 104 | 3 | - | 0 | - |
| DARUNTER: TUN | 0 | - | - | 0 | - | 79 | - | - | 0 | - |
| MIR | 5 | 3 | - | 6 | - | 21 | 3 | - | 0 | - |
| ALGERIEN | - | - | - | - | 12 | 29 | - | - | - | - |
| DARUNTER: ALG | - | - | - | - | - | 29 | - | - | - | - |
| CZL | - | - | - | - | 12 | - | - | - | - | - |
| MAROKKO | - | - | - | 1 | 2 | 50 | - | - | - | - |
| DARUNTER: CAS | - | - | - | - | - | 47 | - | - | - | - |
| KAP VERDE | - | - | - | - | - | 4 | - | - | - | - |
| SENEGAL | - | - | - | - | - | 74 | - | - | - | - |
| DARUNTER: DKR | - | - | - | - | - | 74 | - | - | - | - |
| GHANA | - | - | - | 37 | - | 38 | - | - | - | - |
| DARUNTER: ACC | - | - | - | 37 | - | 38 | - | - | - | - |
| NIGERIA | - | - | - | - | - | 41 | - | - | - | - |
| DARUNTER: LOS | - | - | - | - | - | 41 | - | - | - | - |
| SUDAN | - | - | - | - | - | 6 | - | - | - | - |
| ERITHREA | - | - | - | - | - | 8 | - | - | - | - |
| AETHIOPIEN | - | - | - | - | - | 68 | - | - | - | - |
| DARUNTER: ADD | - | - | - | - | - | 68 | - | - | - | - |
| KENIA | 0 | - | - | 20 | - | 524 | - | - | 42 | - |
| DARUNTER: NBO | - | - | - | - | - | 522 | - | - | - | - |
| MBA | 0 | - | - | 20 | - | 2 | - | - | 42 | - |
| SIMBABWE | - | - | - | - | - | 122 | - | - | - | - |
| DARUNTER: HRE | - | - | - | - | - | 122 | - | - | - | - |
| NAMIBIA | - | - | - | - | - | 131 | - | - | 0 | - |
| DARUNTER: WDH | - | - | - | - | - | 131 | - | - | 0 | - |
| SESHELLEN | - | - | - | - | - | 3 | - | - | - | - |
| MAURITIUS | - | - | - | - | - | 81 | - | - | 19 | - |
| DARUNTER: MRU | - | - | - | - | - | 81 | - | - | 19 | - |
| SUEDAFRIKA | - | - | - | - | - | 1 099 | - | - | 22 | - |
| DARUNTER: JNB | - | - | - | - | - | 988 | - | - | 21 | - |
| CPT | - | - | - | - | - | 111 | - | - | 1 | - |
| A F R I K A | 6 | 5 | - | 66 | 14 | 2 668 | 3 | - | 84 | - |
| KANADA | 2 | - | - | 22 | 81 | 2 001 | - | - | - | - |
| DARUNTER: YMQ | - | - | - | - | - | 32 | - | - | - | - |
| YTO | 2 | - | - | 22 | - | 928 | - | - | - | - |
| YVR | - | - | - | 0 | - | 645 | - | - | - | - |
| YYC | 0 | - | - | - | - | 384 | - | - | - | - |
| YHZ | - | - | - | - | - | 11 | - | - | - | - |
| *CA | - | - | - | - | 81 | - | - | - | - | - |
| USA | 46 | - | - | 655 | 2 308 | 12 647 | 63 | - | 750 | 48 |
| DARUNTER: NYC | - | - | - | 312 | 657 | 3 616 | - | - | 97 | 48 |
| CHI | - | - | - | 134 | - | 2 602 | - | - | 295 | - |
| BOS | - | - | - | - | - | 332 | - | - | - | - |
| PHL | - | - | - | - | 1 619 | 140 | - | - | 71 | - |
| WAS | - | - | - | - | - | 534 | - | - | - | - |
| DET | - | - | - | - | - | 232 | - | - | - | - |
| PIT | - | - | - | - | - | 135 | - | - | - | - |
| CVG | - | - | - | - | - | 119 | - | - | - | - |
| ATL | - | - | - | - | - | 1 706 | 63 | - | 154 | - |
| CLT | - | - | - | - | - | 73 | - | - | - | - |
| TPA | - | - | - | 21 | - | 14 | - | - | - | - |
| MIA | - | - | - | 73 | - | 1 381 | - | - | 37 | - |
| SDF | - | - | - | - | 30 | - | - | - | - | - |
| ORL | - | - | - | 23 | - | 95 | - | - | - | - |
| *U2 | - | - | - | 26 | 2 | 4 | - | - | - | - |
| MSP | - | - | - | - | - | 25 | - | - | - | - |
| DAL | - | - | - | - | - | 637 | - | - | - | - |
| HOU | - | - | - | - | - | 200 | - | - | - | - |

JUNI 1996

MIT GEBIETEN AUSSERHALB DEUTSCHLANDS

IN TONNEN

ZIELFLUGPLATZ

| ZIELFLUGPLATZ | | | | | | | | VON STRECKENHERKUNFTS- | |
|----------------------|-------|-----------------------|-------------------------|------------------|------------------|-----------------|----------|------------------------|-----------------------|
| B E R L I N (THF) | (SXF) | SAARBRUECKEN (SCN) | MUENSTER/ OSN. (FMO) | LEIPZIG (LEJ) | DRESDEN (DRS) | ERFURT (ERF) | SONSTIGE | INSGESAMT | LAND BZW. - FLUGPLATZ |
| - | 0 | - | - | - | - | - | - | 64 | AUSLADUNG |
| - | 0 | - | - | - | - | - | - | 7 | MAZEDONIEN |
| - | - | - | - | - | - | - | - | 94 | UNGARN |
| - | - | - | - | - | - | - | - | 94 | DARUNTER: BUD |
| - | - | - | - | - | - | - | - | 1 | ALBANIEN |
| 1 | 11 | - | - | - | - | - | - | 79 | TSCHECH. REP. |
| 1 | 11 | - | - | - | - | - | - | 79 | DARUNTER: PRG |
| - | 0 | - | - | - | - | - | - | 42 | RUMAENIEN |
| - | 0 | - | - | - | - | - | - | 42 | DARUNTER: BUH |
| - | 4 | - | - | - | - | - | - | 94 | BULGARIEN |
| - | 4 | - | - | - | - | - | - | 94 | DARUNTER: SOF |
| - | 20 | - | - | 0 | - | - | - | 238 | RUSSLAND |
| - | 20 | - | - | 0 | - | - | - | 191 | DARUNTER: MOW |
| - | 0 | - | - | - | - | - | - | 13 | LED |
| - | - | - | - | - | - | - | - | 22 | SVX |
| - | 4 | - | - | - | - | - | - | 12 | WEISSRUSSLAND |
| - | 4 | - | - | - | - | - | - | 12 | DARUNTER: MSQ |
| - | - | - | - | - | - | - | - | 2 | MOLDAVIEN |
| - | 2 | - | - | - | - | - | - | 24 | UKRAINE |
| - | 2 | - | - | - | - | - | - | 24 | DARUNTER: IEV |
| - | - | - | - | - | - | - | - | 2 | GEORGIEN |
| - | - | - | - | - | - | - | - | 8 | ASERBAIDSCHAN |
| - | - | - | - | - | - | - | - | 13 | KASACHSTAN |
| - | - | - | - | - | - | - | - | 13 | DARUNTER: ALA |
| - | - | - | - | - | - | - | - | 3 | TURKMENISTAN |
| - | - | - | - | - | - | - | - | 8 | USBEKISTAN |
| 8 | 78 | 42 | 1 | 5 | 2 | 0 | - | 18 214 | E U R O P A |
| 7 | 8 | 42 | 0 | 1 | 0 | - | - | 14 481 | DARUNTER: EU-LAENDER |
| - | 5 | - | - | - | - | - | - | 293 | AEGYPTEN |
| - | 5 | - | - | - | - | - | - | 284 | DARUNTER: CAI |
| - | 0 | - | - | - | - | 3 | - | 128 | TUNESIEN |
| - | 0 | - | - | - | - | - | - | 81 | DARUNTER: TUN |
| - | - | - | - | - | - | 3 | - | 42 | MIR |
| - | 0 | - | - | - | - | - | - | 41 | ALGERIEN |
| - | 0 | - | - | - | - | - | - | 29 | DARUNTER: ALG |
| - | - | - | - | - | - | - | - | 12 | CZL |
| - | - | - | - | - | - | - | - | 53 | MAROKKO |
| - | - | - | - | - | - | - | - | 47 | DARUNTER: CAS |
| - | - | - | - | - | - | - | - | 4 | KAP VERDE |
| - | - | - | - | - | - | - | - | 74 | SENEGAL |
| - | - | - | - | - | - | - | - | 74 | DARUNTER: DKR |
| - | - | - | - | - | - | - | - | 75 | GHANA |
| - | - | - | - | - | - | - | - | 75 | DARUNTER: ACC |
| - | - | - | - | - | - | - | - | 41 | NIGERIA |
| - | - | - | - | - | - | - | - | 41 | DARUNTER: LOS |
| - | - | - | - | - | - | - | - | 6 | SUDAN |
| - | - | - | - | - | - | - | - | 8 | ERITHREA |
| - | - | - | - | - | - | - | - | 68 | AETHIOPIEN |
| - | - | - | - | - | - | - | - | 68 | DARUNTER: ADD |
| - | - | - | - | - | - | - | - | 585 | KENIA |
| - | - | - | - | - | - | - | - | 522 | DARUNTER: NBO |
| - | - | - | - | - | - | - | - | 64 | MBA |
| - | - | - | - | - | - | - | - | 122 | SIMBABWE |
| - | - | - | - | - | - | - | - | 122 | DARUNTER: HRE |
| - | - | - | - | - | - | - | - | 131 | NAMIBIA |
| - | - | - | - | - | - | - | - | 131 | DARUNTER: WDH |
| - | - | - | - | - | - | - | - | 3 | SESCHELLEN |
| - | - | - | - | - | - | - | - | 100 | MAURITIUS |
| - | - | - | - | - | - | - | - | 100 | DARUNTER: MRU |
| - | - | - | - | - | - | - | - | 1 122 | SUEDAFRIKA |
| - | - | - | - | - | - | - | - | 1 010 | DARUNTER: JNB |
| - | - | - | - | - | - | - | - | 112 | CPT |
| - | 6 | - | - | - | - | 3 | - | 2 855 | A F R I K A |
| - | - | - | - | - | - | - | - | 2 106 | KANADA |
| - | - | - | - | - | - | - | - | 32 | DARUNTER: YMQ |
| - | - | - | - | - | - | - | - | 952 | YTO |
| - | - | - | - | - | - | - | - | 645 | YVR |
| - | - | - | - | - | - | - | - | 385 | YVC |
| - | - | - | - | - | - | - | - | 11 | YHZ |
| - | - | - | - | - | - | - | - | 81 | *CA |
| - | 3 | - | - | - | - | - | - | 16 519 | USA |
| - | - | - | - | - | - | - | - | 4 731 | DARUNTER: NYC |
| - | - | - | - | - | - | - | - | 3 031 | CHI |
| - | - | - | - | - | - | - | - | 332 | BOS |
| - | - | - | - | - | - | - | - | 1 830 | PHL |
| - | - | - | - | - | - | - | - | 534 | WAS |
| - | - | - | - | - | - | - | - | 232 | DET |
| - | - | - | - | - | - | - | - | 135 | PIT |
| - | - | - | - | - | - | - | - | 119 | CVG |
| - | - | - | - | - | - | - | - | 1 923 | ATL |
| - | - | - | - | - | - | - | - | 73 | CLT |
| - | - | - | - | - | - | - | - | 35 | TPA |
| - | - | - | - | - | - | - | - | 1 491 | MIA |
| - | - | - | - | - | - | - | - | 30 | SDF |
| - | - | - | - | - | - | - | - | 118 | ORL |
| - | - | - | - | - | - | - | - | 32 | *U2 |
| - | - | - | - | - | - | - | - | 25 | MSP |
| - | - | - | - | - | - | - | - | 637 | DAL |
| - | - | - | - | - | - | - | - | 200 | HOU |

NACH STRECKEN

| VON STRECKENHERKUNFTS- | NACH STRECKEN | | | | | | | | | |
|-------------------------|------------------|-------------------|-----------------|----------------------|---------------------|--------------------|--------------------|--------------------|-------------------|-----------------|
| LAND BZW. --- FLUGPLATZ | HAMBURG (HAM) | HANNOVER (HAJ) | BREMEN (BRE) | DUESSELDORF (DUS) | KOELN/BONN (CGN) | FRANKFURT (FRA) | STUTTGART (STR) | NUERNBERG (NUE) | MUENCHEN (MUC) | BERLIN (TXL) |
| AUSLADUNG | | | | | | | | | | |
| INSGESAMT | | | | | | | | | | |
| MEM | - | - | - | - | - | 13 | - | - | - | - |
| SFO | - | - | - | 9 | - | 268 | - | - | 94 | - |
| LAX | 46 | - | - | 57 | - | 508 | - | - | 2 | - |
| MEXIKO | - | - | - | 19 | - | 304 | - | - | - | - |
| DARUNTER: MEX | - | - | - | - | - | 304 | - | - | - | - |
| *MX | - | - | - | 19 | - | - | - | - | - | - |
| COSTA RICA | - | - | - | - | - | 13 | - | - | - | - |
| DARUNTER: SJO | - | - | - | - | - | 13 | - | - | - | - |
| KUBA | - | - | - | 6 | 0 | - | - | - | - | - |
| JAMAICA | - | - | - | 9 | - | 1 | - | - | - | - |
| DARUNTER: MBJ | - | - | - | 9 | - | 1 | - | - | - | - |
| DOMINIK. REP. | 0 | - | - | 97 | 0 | 39 | - | - | 4 | - |
| DARUNTER: SDQ | - | - | - | 51 | - | 21 | - | - | - | - |
| POP | 0 | - | - | 45 | 0 | 17 | - | - | 4 | - |
| ANTIGUA-BARB. | - | - | - | - | - | 23 | - | - | - | - |
| DARUNTER: ANU | - | - | - | - | - | 23 | - | - | - | - |
| BARBADOS | - | - | - | 3 | - | - | - | - | - | - |
| ST. LUCIA | - | - | - | - | - | 1 | - | - | - | - |
| KOLUMBIEN | - | - | - | - | - | 95 | - | - | - | - |
| DARUNTER: BOG | - | - | - | - | - | 95 | - | - | - | - |
| VENEZUELA | - | - | - | - | - | 59 | - | - | - | - |
| DARUNTER: CCS | - | - | - | - | - | 59 | - | - | - | - |
| BRASILLEN | - | - | - | - | - | 1 126 | - | - | - | - |
| DARUNTER: RIO | - | - | - | - | - | 263 | - | - | - | - |
| SAO | - | - | - | - | - | 863 | - | - | - | - |
| ECUADOR | - | - | - | - | - | 96 | - | - | - | - |
| DARUNTER: UIO | - | - | - | - | - | 96 | - | - | - | - |
| PERU | - | - | - | - | - | 55 | - | - | - | - |
| DARUNTER: LIM | - | - | - | - | - | 55 | - | - | - | - |
| ARGENTINIEN | - | - | - | - | - | 252 | - | - | - | - |
| DARUNTER: BUE | - | - | - | - | - | 252 | - | - | - | - |
| CHILE | - | - | - | - | - | 101 | - | - | - | - |
| DARUNTER: SCL | - | - | - | - | - | 101 | - | - | - | - |
| A M E R I K A | 48 | - | - | 809 | 2 389 | 16 814 | 63 | - | 754 | 48 |
| LIBANON | - | - | - | - | 5 | 19 | - | - | - | - |
| DARUNTER: BEY | - | - | - | - | 5 | 19 | - | - | - | - |
| ISRAEL | - | - | - | - | 1 135 | 447 | - | - | 62 | - |
| DARUNTER: TLV | - | - | - | - | 1 135 | 447 | - | - | 62 | - |
| JORDANIEN | - | - | - | - | - | 42 | - | - | - | 45 |
| DARUNTER: AMM | - | - | - | - | - | 42 | - | - | - | 45 |
| SYRIEN | - | - | - | - | - | 63 | - | - | 1 | - |
| DARUNTER: DAM | - | - | - | - | - | 63 | - | - | 1 | - |
| IRAN | 58 | - | - | - | - | 367 | - | - | - | - |
| DARUNTER: THR | 58 | - | - | - | - | 367 | - | - | - | - |
| KUWEIT | - | - | - | - | - | 333 | - | - | 19 | - |
| DARUNTER: KWI | - | - | - | - | - | 333 | - | - | 19 | - |
| BAHRAIN | - | - | - | - | - | 60 | - | - | - | - |
| DARUNTER: BAH | - | - | - | - | - | 60 | - | - | - | - |
| KATAR | - | - | - | - | - | 6 | - | - | - | - |
| SAUDI-ARAB. | - | - | - | - | - | 81 | - | - | - | - |
| DARUNTER: JED | - | - | - | - | - | 36 | - | - | - | - |
| RUH | - | - | - | - | - | 44 | - | - | - | - |
| JEMEN | - | - | - | - | - | 25 | - | - | - | - |
| DARUNTER: SAH | - | - | - | - | - | 25 | - | - | - | - |
| OMAN | - | - | - | - | - | 24 | - | - | - | - |
| DARUNTER: MCT | - | - | - | - | - | 24 | - | - | - | - |
| V. A. EMIRATE | - | - | - | - | 381 | 1 942 | - | - | - | - |
| DARUNTER: SHJ | - | - | - | - | 381 | 1 488 | - | - | - | - |
| DXB | - | - | - | - | - | 370 | - | - | - | - |
| AUH | - | - | - | - | - | 84 | - | - | - | - |
| PAKISTAN | - | - | - | - | - | 1 025 | - | - | - | - |
| DARUNTER: KHI | - | - | - | - | - | 991 | - | - | - | - |
| ISB | - | - | - | - | - | 19 | - | - | - | - |
| LHE | - | - | - | - | - | 15 | - | - | - | - |
| BANGLADESCH | - | - | - | - | - | 9 | - | - | - | - |
| INDIEN | - | - | - | - | - | 2 243 | - | - | - | - |
| DARUNTER: DEL | - | - | - | - | - | 1 749 | - | - | - | - |
| BOM | - | - | - | - | - | 366 | - | - | - | - |
| MAA | - | - | - | - | - | 128 | - | - | - | - |
| NEPAL | - | - | - | - | - | 92 | - | - | - | - |
| DARUNTER: KTM | - | - | - | - | - | 92 | - | - | - | - |
| SRI LANKA | - | - | - | 23 | - | 74 | - | - | - | - |
| DARUNTER: CMB | - | - | - | 23 | - | 74 | - | - | - | - |
| MALEDIVEN | - | - | - | 16 | - | 9 | - | - | 26 | - |
| DARUNTER: MLE | - | - | - | 16 | - | 9 | - | - | 26 | - |
| THAILAND | - | - | - | - | - | 1 300 | - | - | 50 | - |
| DARUNTER: BKK | - | - | - | - | - | 1 300 | - | - | 50 | - |
| VIETNAM | - | - | - | - | - | 117 | - | - | - | 6 |
| DARUNTER: SGN | - | - | - | - | - | 117 | - | - | - | 6 |
| MALAYSIA | - | - | - | - | - | 677 | - | - | 37 | - |
| DARUNTER: KUL | - | - | - | - | - | 615 | - | - | 37 | - |
| PEN | - | - | - | - | - | 62 | - | - | - | - |
| SINGAPUR | - | - | - | - | - | 1 256 | - | - | - | - |
| DARUNTER: SIN | - | - | - | - | - | 1 256 | - | - | - | - |
| BRUNEI | - | - | - | - | - | 56 | - | - | - | - |
| DARUNTER: BWN | - | - | - | - | - | 56 | - | - | - | - |
| INDONESIEN | - | - | - | 7 | - | 274 | - | - | - | - |
| DARUNTER: JKT | - | - | - | 7 | - | 181 | - | - | - | - |
| DPS | - | - | - | - | - | 93 | - | - | - | - |
| PHILIPPINEN | - | - | - | - | - | 352 | - | - | - | - |
| DARUNTER: MNL | - | - | - | - | - | 352 | - | - | - | - |
| HONGKONG (BRIT) | - | - | - | - | - | 3 315 | - | - | - | - |

JUNI 1996

MIT GEBIETEN AUSSERHALB DEUTSCHLANDS

IN TONNEN

ZIELFLUGPLATZ

| ZIELFLUGPLATZ | | | | | | | | VON STRECKENHERKUNFTS- | |
|----------------------|-------|-----------------------|-------------------------|------------------|------------------|-----------------|----------|------------------------|-----------------------|
| B E R L I N (THF) | (SXF) | SAARBRUECKEN (SCN) | MUENSTER/ OSN. (FMO) | LEIPZIG (LEJ) | DRESDEN (DRS) | ERFURT (ERF) | SONSTIGE | INSGESAMT | LAND BZW. - FLUGPLATZ |
| - | - | - | - | - | - | - | - | 13 | AUSLADUNG |
| - | - | - | - | - | - | - | - | 371 | MEM |
| - | 3 | - | - | - | - | - | - | 615 | SFO |
| - | - | - | - | - | - | - | - | 323 | LAX |
| - | - | - | - | - | - | - | - | 304 | MEXIKO |
| - | - | - | - | - | - | - | - | 19 | DARUNTER: MEX |
| - | - | - | - | - | - | - | - | 13 | *MX |
| - | - | - | - | - | - | - | - | 13 | COSTA RICA |
| - | 0 | - | - | - | - | - | - | 13 | DARUNTER: SJO |
| - | - | - | - | - | - | - | - | 6 | KUBA |
| - | - | - | - | - | - | - | - | 10 | JAMAICA |
| - | - | - | - | - | - | - | - | 10 | DARUNTER: MBJ |
| - | 0 | - | - | - | - | - | - | 142 | DOMINIK REP |
| - | - | - | - | - | - | - | - | 72 | DARUNTER: SDQ |
| - | 0 | - | - | - | - | - | - | 68 | POP |
| - | - | - | - | - | - | - | - | 23 | ANTIGUA-BARB. |
| - | - | - | - | - | - | - | - | 23 | DARUNTER: ANU |
| - | - | - | - | - | - | - | - | 3 | BARBADOS |
| - | - | - | - | - | - | - | - | 1 | ST. LUCIA |
| - | - | - | - | - | - | - | - | 95 | KOLUMBIEN |
| - | - | - | - | - | - | - | - | 95 | DARUNTER: BOG |
| - | - | - | - | - | - | - | - | 59 | VENEZUELA |
| - | - | - | - | - | - | - | - | 59 | DARUNTER: CCS |
| - | - | - | - | - | - | - | - | 1 126 | BRASIL IEN |
| - | - | - | - | - | - | - | - | 263 | DARUNTER: RIO |
| - | - | - | - | - | - | - | - | 863 | SAO |
| - | - | - | - | - | - | - | - | 96 | ECUADOR |
| - | - | - | - | - | - | - | - | 96 | DARUNTER: UIO |
| - | - | - | - | - | - | - | - | 55 | PERU |
| - | - | - | - | - | - | - | - | 55 | DARUNTER: LIM |
| - | - | - | - | - | - | - | - | 252 | ARGENTINIEN |
| - | - | - | - | - | - | - | - | 252 | DARUNTER: BUE |
| - | - | - | - | - | - | - | - | 101 | CHILE |
| - | - | - | - | - | - | - | - | 101 | DARUNTER: SCL |
| - | 3 | - | - | - | - | - | - | 20 929 | A M E R I K A |
| - | 3 | - | - | - | - | - | - | 28 | LIBANON |
| - | 3 | - | - | - | - | - | - | 28 | DARUNTER: BEY |
| - | 8 | - | - | - | - | - | - | 1 652 | ISRAEL |
| - | 8 | - | - | - | - | - | - | 1 652 | DARUNTER: TLV |
| - | 56 | - | - | - | - | - | - | 144 | JORDANIEN |
| - | 56 | - | - | - | - | - | - | 144 | DARUNTER: AMM |
| - | 0 | - | - | - | - | - | - | 64 | SYRIEN |
| - | 0 | - | - | - | - | - | - | 64 | DARUNTER: DAM |
| - | - | - | - | - | - | - | - | 426 | IRAN |
| - | - | - | - | - | - | - | - | 426 | DARUNTER: THR |
| - | - | - | - | - | - | - | - | 352 | KUWEIT |
| - | - | - | - | - | - | - | - | 352 | DARUNTER: KWI |
| - | - | - | - | - | - | - | - | 60 | BAHRAIN |
| - | - | - | - | - | - | - | - | 60 | DARUNTER: BAH |
| - | - | - | - | - | - | - | - | 6 | KATAR |
| - | - | - | - | - | - | - | - | 81 | SAUDI-ARAB. |
| - | - | - | - | - | - | - | - | 36 | DARUNTER: JED |
| - | - | - | - | - | - | - | - | 44 | RUH |
| - | - | - | - | - | - | - | - | 25 | JEMEN |
| - | - | - | - | - | - | - | - | 25 | DARUNTER: SAH |
| - | - | - | - | - | - | - | - | 24 | OMAN |
| - | - | - | - | - | - | - | - | 24 | DARUNTER: MCT |
| - | - | - | - | - | - | - | - | 2 322 | V. A. EMIRATE |
| - | - | - | - | - | - | - | - | 1 869 | DARUNTER: SHJ |
| - | - | - | - | - | - | - | - | 370 | DXB |
| - | - | - | - | - | - | - | - | 84 | AUH |
| - | - | - | - | - | - | - | - | 1 025 | PAKISTAN |
| - | - | - | - | - | - | - | - | 991 | DARUNTER: KHI |
| - | - | - | - | - | - | - | - | 19 | ISB |
| - | - | - | - | - | - | - | - | 15 | LHE |
| - | - | - | - | - | - | - | - | 9 | BANGLADESCH |
| - | - | - | - | - | - | - | - | 2 243 | INDIEN |
| - | - | - | - | - | - | - | - | 1 749 | DARUNTER: DEL |
| - | - | - | - | - | - | - | - | 366 | BOM |
| - | - | - | - | - | - | - | - | 128 | MAA |
| - | - | - | - | - | - | - | - | 92 | NEPAL |
| - | - | - | - | - | - | - | - | 92 | DARUNTER: KTM |
| - | - | - | - | - | - | - | - | 97 | SRI LANKA |
| - | - | - | - | - | - | - | - | 97 | DARUNTER: CMB |
| - | - | - | - | - | - | - | - | 50 | MALEDIVEN |
| - | - | - | - | - | - | - | - | 50 | DARUNTER: MLE |
| - | - | - | - | - | - | - | - | 1 350 | THAILAND |
| - | - | - | - | - | - | - | - | 1 350 | DARUNTER: BKK |
| - | - | - | - | - | - | - | - | 123 | VIETNAM |
| - | - | - | - | - | - | - | - | 117 | DARUNTER: SGN |
| - | - | - | - | - | - | - | - | 714 | MALAYSIA |
| - | - | - | - | - | - | - | - | 652 | DARUNTER: KUL |
| - | - | - | - | - | - | - | - | 62 | PEN |
| - | 24 | - | - | - | - | - | - | 1 280 | SINGAPUR |
| - | 24 | - | - | - | - | - | - | 1 280 | DARUNTER: SIN |
| - | - | - | - | - | - | - | - | 56 | BRUNEI |
| - | - | - | - | - | - | - | - | 56 | DARUNTER: BWN |
| - | - | - | - | - | - | - | - | 282 | INDONESIEN |
| - | - | - | - | - | - | - | - | 181 | DARUNTER: JKT |
| - | - | - | - | - | - | - | - | 101 | DPS |
| - | - | - | - | - | - | - | - | 352 | PHILIPPINEN |
| - | - | - | - | - | - | - | - | 352 | DARUNTER: MNL |
| - | - | - | - | - | - | - | - | 3 315 | HONGKONG (BRIT) |

| VON STRECKENHERKUNFTS- LAND BZW. ---FLUGPLATZ | NACH STRECKEN | | | | | | | | | |
|--|------------------|-------------------|-----------------|----------------------|---------------------|--------------------|--------------------|--------------------|-------------------|-----------------|
| | HAMBURG (HAM) | HANNOVER (HAJ) | BREMEN (BRE) | DUESSELDORF (DUS) | KOELN/BONN (CGN) | FRANKFURT (FRA) | STUTTGART (STR) | NUERNBERG (NUE) | MUENCHEN (MUC) | BERLIN (TXL) |
| AUSLADUNG | | | | | | | | | | |
| INSGESAMT | | | | | | | | | | |
| DARUNTER: HKG | - | - | - | - | - | 3 315 | - | - | - | - |
| TAIWAN | - | - | - | - | - | 140 | - | - | - | - |
| DARUNTER: TPE | - | - | - | - | - | 140 | - | - | - | - |
| JAPAN | - | - | - | - | - | 2 577 | - | - | 45 | - |
| DARUNTER: TYO | - | - | - | - | - | 2 415 | - | - | - | - |
| OSA | - | - | - | - | - | 149 | - | - | 45 | - |
| NGO | - | - | - | - | - | 12 | - | - | - | - |
| KOREA REP. | - | - | - | - | - | 2 337 | - | - | - | - |
| DARUNTER: SEL | - | - | - | - | - | 2 337 | - | - | - | - |
| KOREA DEM. VR | - | - | - | - | - | - | - | - | - | - |
| CHINA | - | - | - | - | - | 494 | - | - | - | - |
| DARUNTER: PEK | - | - | - | - | - | 342 | - | - | - | - |
| SHA | - | - | - | - | - | 152 | - | - | - | - |
| A S I E N | 58 | - | - | 46 | 1 521 | 19 759 | - | - | 240 | 51 |
| AUSTRALIEN | - | - | - | - | - | 160 | - | - | - | - |
| DARUNTER: MEB | - | - | - | - | - | 160 | - | - | - | - |
| NEUSEELAND | - | - | - | - | - | 176 | - | - | - | - |
| DARUNTER: AKL | - | - | - | - | - | 176 | - | - | - | - |
| AUSTRALIEN/OZEANIEN .. | - | - | - | - | - | 336 | - | - | - | - |
| I N S G E S A M T .. | 638 | 92 | 9 | 1 786 | 11 426 | 46 373 | 468 | 942 | 1 859 | 266 |

JUNI 1996

MIT GEBIETEN AUSSERHALB DEUTSCHLANDS

IN TONNEN

ZIELFLUGPLATZ

| ZIELFLUGPLATZ | | | | | | | | | VON STRECKENHERKUNFTS- |
|-----------------|-----------------|-----------------------|------------------------|------------------|------------------|-----------------|----------|-----------|------------------------|
| BERLIN (THF) | BERLIN (SXF) | SAARBRUECKEN (SCN) | MUENSTER/ OSN.(FMO) | LEIPZIG (LEJ) | DRESDEN (DRS) | ERFURT (ERF) | SONSTIGE | INSGESAMT | LAND BZW. - FLUGPLATZ |
| - | - | - | - | - | - | - | - | 3 315 | AUSLADUNG |
| - | - | - | - | - | - | - | - | 140 | TAIWAN |
| - | - | - | - | - | - | - | - | 140 | DARUNTER:TPE |
| - | - | - | - | - | - | - | - | 2 622 | JAPAN |
| - | - | - | - | - | - | - | - | 2 415 | DARUNTER:TYO |
| - | - | - | - | - | - | - | - | 194 | OSA |
| - | - | - | - | - | - | - | - | 12 | NGO |
| - | - | - | - | - | - | - | - | 2 337 | KOREA REP. |
| - | - | - | - | - | - | - | - | 2 337 | DARUNTER:SEL |
| - | 5 | - | - | - | - | - | - | 5 | KOREA DEM.VR |
| - | 4 | - | - | - | - | - | - | 498 | CHINA |
| - | 4 | - | - | - | - | - | - | 346 | DARUNTER:PEK |
| - | - | - | - | - | - | - | - | 152 | SHA |
| - | 101 | - | - | - | - | - | - | 21 776 | A S I E N |
| - | - | - | - | - | - | - | - | 160 | AUSTRALIEN |
| - | - | - | - | - | - | - | - | 160 | DARUNTER:MEB |
| - | - | - | - | - | - | - | - | 176 | NEUSEELAND |
| - | - | - | - | - | - | - | - | 176 | DARUNTER:AKL |
| - | - | - | - | - | - | - | - | 336 | AUSTRALIEN/OZEANIEN |
| 8 | 188 | 42 | 1 | 5 | 2 | 3 | - | 64 110 | I N S G E S A M T |

7 LUFTPOSTVERKEHR

 7. 1 VERFLECHTUNG IM VERKEHR
 EIN-/

| NACH STRECKENZIEL- FLUGPLATZ | VON STRECKEN | | | | | | | | | |
|---------------------------------|------------------|-------------------|-----------------|----------------------|---------------------|--------------------|--------------------|--------------------|-------------------|-----------------|
| | HAMBURG (HAM) | HANNOVER (HAJ) | BREMEN (BRE) | DUESSELDORF (DUS) | KOELN/BONN (CGN) | FRANKFURT (FRA) | STUTTGART (STR) | NUERNBERG (NUE) | MUENCHEN (MUC) | BERLIN (TXL) |
| POST-EIN-/AUSLADUNG | | | | | | | | | | |
| ----- | | | | | | | | | | |
| INSGESAMT | | | | | | | | | | |
| ----- | | | | | | | | | | |
| HAMBURG | - | - | - | 4 | - | 490 | - | 0 | 133 | - |
| HANNOVER | - | - | - | - | - | 259 | 100 | 72 | - | - |
| BREMEN | - | - | - | - | - | 241 | - | - | - | - |
| DUESSELDORF | 0 | - | - | - | - | 18 | - | 0 | 20 | 9 |
| KOELN/BONN | 0 | - | - | - | - | 287 | 166 | 128 | 293 | 21 |
| FRANKFURT | 505 | 285 | 162 | 55 | 374 | - | 307 | 305 | 537 | 403 |
| STUTTGART | 102 | 50 | - | - | 156 | 251 | - | - | - | - |
| NUERNBERG | - | 52 | - | - | 0 | 297 | - | - | - | 0 |
| MUENCHEN | 135 | 4 | - | - | 13 | 497 | 17 | - | - | 64 |
| BERLIN (TEGEL) | 0 | - | - | 24 | 209 | 547 | - | - | 15 | - |
| BERLIN (TEMPELHOF) | - | - | - | - | - | - | - | - | - | - |
| BERLIN (SCHOENEFELD) | - | - | - | - | - | 0 | - | - | 113 | - |
| SAARBRUECKEN | - | - | - | - | - | - | - | - | - | - |
| MUENSTER/OSNABRUECK | - | - | - | - | - | 223 | - | - | 0 | - |
| LEIPZIG | 0 | 83 | 11 | 0 | 154 | 202 | 111 | - | 163 | - |
| DRESDEN | - | - | - | - | 62 | 201 | - | - | 0 | - |
| ERFURT | - | - | - | - | - | - | - | - | - | - |
| SONSTIGE FLUGPLAETZE | - | - | - | - | - | 165 | - | - | - | - |
| DEUTSCHLAND | 743 | 474 | 173 | 96 | 1 177 | 3 676 | 700 | 505 | 1 273 | 496 |
| | | | | | | | | | | |
| POST-EIN-/AUSLADUNG | | | | | | | | | | |
| ----- | | | | | | | | | | |
| GEMISCHTFLUEGE | | | | | | | | | | |
| ----- | | | | | | | | | | |
| HAMBURG | - | - | - | 4 | - | 19 | - | 0 | 12 | - |
| HANNOVER | - | - | - | - | - | 1 | - | - | - | - |
| BREMEN | - | - | - | - | - | 2 | - | - | - | - |
| DUESSELDORF | 0 | - | - | - | - | 18 | - | 0 | 20 | 9 |
| KOELN/BONN | 0 | - | - | - | - | 4 | - | - | 22 | - |
| FRANKFURT | 75 | 2 | 0 | 55 | 2 | - | - | 0 | 71 | 37 |
| STUTTGART | 0 | - | - | - | - | 1 | - | - | - | - |
| NUERNBERG | - | - | - | - | 0 | 3 | - | - | - | 0 |
| MUENCHEN | 12 | 4 | - | 13 | 10 | 11 | - | - | - | 5 |
| BERLIN (TEGEL) | 0 | - | - | 24 | 19 | 57 | - | - | 15 | - |
| BERLIN (TEMPELHOF) | - | - | - | - | - | - | - | - | - | - |
| BERLIN (SCHOENEFELD) | - | - | - | - | - | 0 | - | - | - | - |
| SAARBRUECKEN | - | - | - | - | - | - | - | - | - | - |
| MUENSTER/OSNABRUECK | - | - | - | - | - | 2 | - | - | 0 | - |
| LEIPZIG | 0 | - | - | 0 | 2 | 8 | - | - | - | - |
| DRESDEN | - | - | - | - | - | 6 | - | - | 0 | - |
| ERFURT | - | - | - | - | - | - | - | - | - | - |
| SONSTIGE FLUGPLAETZE | - | - | - | - | - | 0 | - | - | - | - |
| DEUTSCHLAND | 88 | 6 | 0 | 96 | 33 | 133 | - | 0 | 140 | 52 |
| | | | | | | | | | | |
| POST-EIN-/AUSLADUNG | | | | | | | | | | |
| ----- | | | | | | | | | | |
| POSTFLUEGE | | | | | | | | | | |
| ----- | | | | | | | | | | |
| HAMBURG | - | - | - | - | - | 471 | - | - | 121 | - |
| HANNOVER | - | - | - | - | - | 257 | 100 | 72 | - | - |
| BREMEN | - | - | - | - | - | 239 | - | - | - | - |
| DUESSELDORF | - | - | - | - | - | - | - | - | - | - |
| KOELN/BONN | - | - | - | - | - | 282 | 166 | 128 | 271 | 21 |
| FRANKFURT | 429 | 283 | 161 | - | 372 | - | 307 | 304 | 466 | 365 |
| STUTTGART | 101 | 50 | - | - | 156 | 249 | - | - | - | - |
| NUERNBERG | - | 52 | - | - | 0 | 294 | - | - | - | - |
| MUENCHEN | 124 | - | - | - | 211 | 486 | 17 | - | - | 58 |
| BERLIN (TEGEL) | - | - | - | - | 190 | 490 | - | - | - | - |
| BERLIN (TEMPELHOF) | - | - | - | - | - | - | - | - | - | - |
| BERLIN (SCHOENEFELD) | - | - | - | - | - | - | - | - | 113 | - |
| SAARBRUECKEN | - | - | - | - | - | - | - | - | - | - |
| MUENSTER/OSNABRUECK | - | - | - | - | - | 221 | - | - | - | - |
| LEIPZIG | - | 83 | 11 | - | 152 | 194 | 111 | - | 163 | - |
| DRESDEN | - | - | - | - | 62 | 195 | - | - | - | - |
| ERFURT | - | - | - | - | - | - | - | - | - | - |
| SONSTIGE FLUGPLAETZE | - | - | - | - | - | 164 | - | - | - | - |
| DEUTSCHLAND | 654 | 468 | 172 | - | 1 144 | 3 543 | 700 | 504 | 1 133 | 444 |

JUNI 1996

INNERHALB DEUTSCHLANDS

AUSLADUNG IN TONNEN

HERKUNFTSFLUGPLATZ

| HERKUNFTSFLUGPLATZ | | | | | | | | | NACH STRECKENZIEL- FLUGPLATZ | |
|----------------------|-------|-----------------------|-------------------------|------------------|------------------|-----------------|----------|-----------|---------------------------------|--|
| B E R L I N (THF) | (SKF) | SAARBRUECKEN (SCN) | MUENSTER/ OSN. (FMO) | LEIPZIG (LEJ) | DRESDEN (DRS) | ERFURT (ERF) | SONSTIGE | INSGESAMT | | |
| | | | | | | | | | POST-EIN-/AUSLADUNG | |
| | | | | | | | | | INSGESAMT | |
| - | 3 | - | - | - | 0 | - | - | 629 | HAMBURG | |
| - | - | - | - | - | - | - | - | 430 | HANNOVER | |
| - | - | - | - | 7 | - | - | - | 248 | BREMEN | |
| - | - | - | - | - | - | - | - | 48 | DUESSELDORF | |
| - | - | - | - | - | 0 | - | - | 895 | KOELN/BONN | |
| - | - | - | 170 | 148 | 170 | - | 84 | 3 502 | FRANKFURT | |
| - | - | - | - | 42 | 0 | - | - | 601 | STUTTGART | |
| - | - | - | - | - | - | - | - | 350 | MUERNBERG | |
| - | - | - | - | 85 | 0 | - | - | 1 035 | MUENCHEN | |
| - | - | - | - | - | - | - | - | 795 | BERLIN (TEGEL) | |
| - | - | - | - | - | - | - | - | - | BERLIN (TEMPELHOF) | |
| - | - | - | - | - | - | - | - | 113 | BERLIN (SCHOENEFELD) | |
| - | - | - | - | - | - | - | - | - | SAARBRUECKEN | |
| - | - | - | - | - | - | - | - | 223 | MUENSTER/OSNABRUECK | |
| - | - | - | - | - | - | - | - | 723 | LEIPZIG | |
| - | - | - | - | 93 | - | - | 0 | 356 | DRESDEN | |
| - | - | - | - | - | - | - | - | - | ERFURT | |
| - | - | - | - | - | - | - | - | 165 | SONSTIGE FLUGPLAETZE | |
| - | 3 | - | 170 | 374 | 170 | - | 84 | 10 114 | DEUTSCHLAND | |
| | | | | | | | | | POST-EIN-/AUSLADUNG | |
| | | | | | | | | | GEMISCHTFLUEGE | |
| - | - | - | - | - | 0 | - | - | 35 | HAMBURG | |
| - | - | - | - | - | - | - | - | 1 | HANNOVER | |
| - | - | - | - | - | - | - | - | 2 | BREMEN | |
| - | - | - | - | - | - | - | - | 48 | DUESSELDORF | |
| - | - | - | - | - | 0 | - | - | 27 | KOELN/BONN | |
| - | - | - | - | 1 | 0 | - | - | 245 | FRANKFURT | |
| - | - | - | - | - | 0 | - | - | 2 | STUTTGART | |
| - | - | - | - | - | - | - | - | 4 | MUERNBERG | |
| - | - | - | - | - | 0 | - | - | 54 | MUENCHEN | |
| - | - | - | - | - | - | - | - | 116 | BERLIN (TEGEL) | |
| - | - | - | - | - | - | - | - | - | BERLIN (TEMPELHOF) | |
| - | - | - | - | - | - | - | - | 0 | BERLIN (SCHOENEFELD) | |
| - | - | - | - | - | - | - | - | - | SAARBRUECKEN | |
| - | - | - | - | - | - | - | - | 2 | MUENSTER/OSNABRUECK | |
| - | - | - | - | - | - | - | - | 10 | LEIPZIG | |
| - | - | - | - | - | - | - | 0 | 6 | DRESDEN | |
| - | - | - | - | - | - | - | - | - | ERFURT | |
| - | - | - | - | - | - | - | - | 0 | SONSTIGE FLUGPLAETZE | |
| - | - | - | - | 1 | 0 | - | 0 | 552 | DEUTSCHLAND | |
| | | | | | | | | | POST-EIN-/AUSLADUNG | |
| | | | | | | | | | POSTFLUEGE | |
| - | 3 | - | - | - | - | - | - | 594 | HAMBURG | |
| - | - | - | - | - | - | - | - | 429 | HANNOVER | |
| - | - | - | - | 7 | - | - | - | 246 | BREMEN | |
| - | - | - | - | - | - | - | - | - | DUESSELDORF | |
| - | - | - | - | - | - | - | - | 868 | KOELN/BONN | |
| - | - | - | 170 | 146 | 170 | - | 84 | 3 257 | FRANKFURT | |
| - | - | - | - | 42 | - | - | - | 598 | STUTTGART | |
| - | - | - | - | - | - | - | - | 346 | MUERNBERG | |
| - | - | - | - | 85 | - | - | - | 981 | MUENCHEN | |
| - | - | - | - | - | - | - | - | 680 | BERLIN (TEGEL) | |
| - | - | - | - | - | - | - | - | - | BERLIN (TEMPELHOF) | |
| - | - | - | - | - | - | - | - | 113 | BERLIN (SCHOENEFELD) | |
| - | - | - | - | - | - | - | - | - | SAARBRUECKEN | |
| - | - | - | - | - | - | - | - | 221 | MUENSTER/OSNABRUECK | |
| - | - | - | - | - | - | - | - | 713 | LEIPZIG | |
| - | - | - | - | 93 | - | - | - | 350 | DRESDEN | |
| - | - | - | - | - | - | - | - | - | ERFURT | |
| - | - | - | - | - | - | - | - | 164 | SONSTIGE FLUGPLAETZE | |
| - | 3 | - | 170 | 373 | 170 | - | 84 | 9 562 | DEUTSCHLAND | |

8 FLUGBEWEGUNGEN

8.1 VERFLECHTUNG IM VERKEHR

8.1.1 STARTS BZW.

VON STRECKEN

| NACH STRECKENZIEL- FLUGPLATZ | HAMBURG (HAM) | HANNOVER (HAJ) | BREMEN (BRE) | DUESSELDORF (DUS) | KOELN/BONN (CGN) | FRANKFURT (FRA) | STUTTGART (STR) | NUERNBERG (NUE) | MUENCHEN (MUC) | BERLIN (TXL) |
|---------------------------------|------------------|-------------------|-----------------|----------------------|---------------------|--------------------|--------------------|--------------------|-------------------|-----------------|
| STARTS | | | | | | | | | | |
| ----- | | | | | | | | | | |
| INSGESAMT | | | | | | | | | | |
| HAMBURG | 36 | 44 | 15 | 245 | 213 | 438 | 168 | 65 | 374 | 224 |
| HANNOVER | 31 | 671 | 29 | 14 | 55 | 210 | 97 | 60 | 156 | 6 |
| BREMEN | 4 | 6 | 202 | 2 | 12 | 206 | 48 | 46 | 135 | 136 |
| DUESSELDORF | 231 | - | 1 | 7 | 32 | 205 | 134 | 102 | 638 | 491 |
| KOELN/BONN | 176 | 42 | 14 | 20 | 173 | 183 | 104 | 126 | 347 | 497 |
| FRANKFURT | 417 | 199 | 212 | 208 | 192 | - | 168 | 172 | 418 | 428 |
| STUTTGART | 189 | 63 | 51 | 132 | 109 | 174 | 381 | 15 | 93 | 403 |
| NUERNBERG | 76 | 59 | 44 | 109 | 142 | 177 | 18 | 73 | 29 | 99 |
| MUENCHEN | 363 | 150 | 133 | 634 | 365 | 428 | 102 | 17 | 13 | 561 |
| BERLIN (TEGEL) | 228 | 6 | 134 | 494 | 480 | 435 | 413 | 104 | 566 | 1 |
| BERLIN (TEMPELHOF) | 33 | 74 | - | - | 7 | 1 | 2 | 146 | 4 | 2 |
| BERLIN (SCHOENEFELD) | 15 | 7 | 6 | 8 | 78 | 27 | 6 | 12 | 35 | 4 |
| SAARBRUECKEN | 65 | 2 | 1 | 19 | 9 | 5 | 16 | - | 68 | 2 |
| MUENSTER/OSNABRUECK | 2 | 9 | 16 | 1 | 5 | 148 | 40 | 2 | 72 | 5 |
| LEIPZIG | 117 | 84 | 31 | 107 | 114 | 190 | 92 | 13 | 114 | 6 |
| DRESDEN | 136 | 26 | 38 | 107 | 78 | 185 | 150 | 35 | 107 | - |
| ERFURT | 36 | 2 | 1 | 37 | 37 | 2 | 24 | 4 | 31 | 1 |
| SONSTIGE FLUGPLAETZE | 154 | 21 | 273 | 209 | 424 | 269 | 165 | 99 | 252 | 119 |
| DEUTSCHLAND | 2 309 | 1 465 | 1 201 | 2 353 | 2 525 | 3 283 | 2 128 | 1 091 | 3 452 | 2 985 |

STARTS IM LINIENVERKEHR

(OHNE NURFRACHTER)

| | | | | | | | | | | |
|----------------------------|-------|-----|-----|-------|-------|-------|-------|-----|-------|-------|
| HAMBURG | - | 41 | 2 | 235 | 176 | 398 | 167 | 63 | 366 | 222 |
| HANNOVER | 26 | - | 3 | 13 | 23 | 181 | 68 | 39 | 153 | 5 |
| BREMEN | 2 | 6 | - | 1 | 1 | 186 | 48 | 41 | 129 | 135 |
| DUESSELDORF | 224 | - | - | - | 3 | 190 | 130 | 100 | 622 | 491 |
| KOELN/BONN | 163 | 19 | 1 | - | - | 133 | 44 | 66 | 291 | 455 |
| FRANKFURT | 395 | 176 | 189 | 185 | 131 | - | 135 | 125 | 366 | 406 |
| STUTTGART | 163 | 63 | 48 | 127 | 42 | 134 | - | 2 | 63 | 400 |
| NUERNBERG | 67 | 38 | 38 | 101 | 88 | 151 | 2 | - | 6 | 96 |
| MUENCHEN | 358 | 150 | 128 | 628 | 295 | 373 | 75 | 4 | - | 557 |
| BERLIN (TEGEL) | 225 | 6 | 131 | 492 | 449 | 411 | 409 | 99 | 559 | - |
| BERLIN (TEMPELHOF) | 31 | 74 | - | - | - | - | - | 142 | - | - |
| BERLIN (SCHOENEFELD) | 13 | 7 | - | 8 | 15 | 25 | 4 | 8 | 13 | 4 |
| SAARBRUECKEN | 63 | 2 | - | 15 | 2 | - | - | - | 63 | 1 |
| MUENSTER/OSNABRUECK | 1 | 9 | 3 | 1 | 1 | 124 | 40 | 2 | 66 | 5 |
| LEIPZIG | 117 | 60 | 29 | 104 | 74 | 168 | 72 | 9 | 87 | 6 |
| DRESDEN | 132 | 26 | 33 | 106 | 76 | 161 | 149 | 23 | 105 | - |
| ERFURT | 35 | 2 | - | 37 | 34 | - | 21 | 4 | 29 | - |
| SONSTIGE FLUGPLAETZE | 52 | 18 | 2 | 178 | 142 | 216 | 65 | 45 | 192 | 116 |
| DEUTSCHLAND | 2 067 | 697 | 607 | 2 231 | 1 552 | 2 851 | 1 429 | 772 | 3 110 | 2 899 |

STARTS IM LINIENVER-

KEHR (NURFRACHTER)

| | | | | | | | | | | |
|----------------------------|----|----|----|----|-----|-----|----|----|----|----|
| HAMBURG | - | - | - | - | - | 22 | - | - | - | - |
| HANNOVER | - | - | - | - | - | 20 | 19 | 18 | - | - |
| BREMEN | - | - | - | - | - | 20 | - | - | - | - |
| DUESSELDORF | - | - | - | - | - | 5 | - | - | - | - |
| KOELN/BONN | 1 | - | - | - | - | 30 | 19 | 20 | 38 | 20 |
| FRANKFURT | 20 | 21 | 20 | 15 | 44 | - | 20 | 20 | 20 | 19 |
| STUTTGART | 20 | - | - | - | 19 | 20 | - | - | - | - |
| NUERNBERG | - | 20 | - | - | 2 | 20 | - | - | - | - |
| MUENCHEN | - | - | - | - | 19 | 20 | 20 | - | - | - |
| BERLIN (TEGEL) | - | - | - | - | 19 | 20 | - | - | - | - |
| BERLIN (TEMPELHOF) | - | - | - | - | - | - | - | - | - | - |
| BERLIN (SCHOENEFELD) | - | - | - | - | - | - | - | - | - | - |
| SAARBRUECKEN | - | - | - | - | - | - | - | - | 19 | - |
| MUENSTER/OSNABRUECK | - | - | - | - | - | - | - | - | - | - |
| LEIPZIG | - | 19 | - | - | - | 20 | - | - | - | - |
| DRESDEN | - | - | - | - | 19 | 20 | 19 | - | 19 | - |
| ERFURT | - | - | - | - | - | 20 | - | - | - | - |
| SONSTIGE FLUGPLAETZE | - | - | - | - | - | 20 | - | - | - | - |
| DEUTSCHLAND | 41 | 60 | 20 | 15 | 122 | 257 | 97 | 58 | 96 | 39 |

JUNI 1996

INNERHALB DEUTSCHLANDS

LANDUNGEN

HERKUNFTSFLUGPLATZ

| HERKUNFTSFLUGPLATZ | | | | | | | | | NACH STRECKENZIEL- FLUGPLATZ |
|----------------------|-------|-----------------------|-------------------------|------------------|------------------|-----------------|----------|-----------|---------------------------------|
| B E R L I N (THF) | (SXF) | SAARBRUECKEN (SCN) | MUENSTER/ OSN. (FMO) | LEIPZIG (LEJ) | DRESDEN (DRS) | ERFURT (ERF) | SONSTIGE | INSGESAMT | |
| 33 | 28 | 65 | 4 | 117 | 138 | 35 | 158 | 2 400 | HAMBURG |
| 81 | 24 | 5 | 7 | 57 | 25 | 1 | 23 | 1 552 | HANNOVER |
| - | 6 | 2 | 29 | 28 | 41 | 4 | 273 | 1 180 | BREMEN |
| 2 | 6 | 17 | 7 | 109 | 97 | 37 | 213 | 2 329 | DUESSELDORF |
| 7 | 58 | - | 12 | 97 | 97 | 33 | 426 | 2 412 | KOELN/BONN |
| 2 | 9 | 2 | 147 | 193 | 179 | - | 266 | 3 212 | FRANKFURT |
| 9 | 1 | 15 | 36 | 98 | 155 | 26 | 160 | 2 110 | STUTTGART |
| 152 | 8 | 3 | 10 | 21 | 29 | 5 | 104 | 1 158 | MUERNBERG |
| 5 | 4 | 64 | 69 | 107 | 111 | 30 | 224 | 3 380 | MUENCHEN |
| - | 1 | 3 | 1 | 5 | 3 | 1 | 117 | 2 992 | BERLIN (TEGEL) |
| 112 | 3 | 78 | 102 | 1 | 4 | 28 | 306 | 903 | BERLIN (TEMPELHOF) |
| 6 | 407 | - | 4 | 19 | 6 | 8 | 2 | 650 | BERLIN (SCHOENEFELD) |
| 80 | - | 91 | - | 27 | 20 | - | 47 | 452 | SAARBRUECKEN |
| 97 | - | 1 | 421 | 11 | 5 | 1 | 224 | 1 060 | MUENSTER/OSNABRUECK |
| 5 | 21 | 25 | 19 | - | 65 | 4 | 92 | 1 099 | LEIPZIG |
| 10 | 7 | 24 | 5 | 96 | 8 | 7 | 122 | 1 141 | DRESDEN |
| 30 | 4 | 1 | 6 | 4 | 2 | 23 | 99 | 344 | ERFURT |
| 300 | 4 | 58 | 229 | 95 | 114 | 95 | 156 | 3 036 | SONSTIGE FLUGPLAETZE |
| 931 | 591 | 454 | 1 108 | 1 085 | 1 099 | 338 | 3 012 | 31 410 | DEUTSCHLAND |

STARTS IM LINIENVERKEHR
(OHNE NURFRACHTER)

| | | | | | | | | | |
|-----|----|-----|-----|-----|-----|-----|-------|--------|----------------------|
| 31 | 9 | 64 | 1 | 115 | 129 | 35 | 55 | 2 109 | HAMBURG |
| 75 | 4 | 1 | 1 | 48 | 24 | - | 19 | 683 | HANNOVER |
| - | 1 | - | 4 | 26 | 40 | - | 8 | 628 | BREMEN |
| - | 6 | 15 | 1 | 107 | 94 | 37 | 175 | 2 195 | DUESSELDORF |
| 4 | 21 | - | 1 | 73 | 77 | 30 | 144 | 1 522 | KOELN/BONN |
| - | 7 | 1 | 124 | 169 | 157 | - | 216 | 2 782 | FRANKFURT |
| 1 | 1 | 1 | 36 | 63 | 152 | 23 | 63 | 1 382 | STUTTGART |
| 151 | 8 | 1 | 6 | 10 | 20 | 2 | 38 | 823 | MUERNBERG |
| - | 4 | 61 | 64 | 80 | 105 | 30 | 173 | 3 085 | MUENCHEN |
| - | 1 | 1 | 1 | 3 | 1 | 1 | 113 | 2 902 | BERLIN (TEGEL) |
| - | 3 | 78 | 98 | - | 2 | 27 | 277 | 732 | BERLIN (TEMPELHOF) |
| 6 | - | - | 3 | 12 | 6 | 2 | 2 | 128 | BERLIN (SCHOENEFELD) |
| 80 | - | - | - | 23 | 20 | - | - | 269 | SAARBRUECKEN |
| 95 | - | - | - | 11 | 4 | 1 | 104 | 467 | MUENSTER/OSNABRUECK |
| 2 | 15 | 25 | 18 | - | 64 | 3 | 64 | 917 | LEIPZIG |
| 8 | 7 | 21 | 2 | 75 | - | 7 | 106 | 1 037 | DRESDEN |
| 29 | 1 | 1 | 5 | 1 | 1 | - | 16 | 216 | ERFURT |
| 275 | 4 | 4 | 113 | 71 | 100 | 17 | 154 | 1 764 | SONSTIGE FLUGPLAETZE |
| 757 | 92 | 274 | 478 | 887 | 996 | 215 | 1 727 | 23 641 | DEUTSCHLAND |

STARTS IM LINIENVER-
KEHR (NURFRACHTER)

| | | | | | | | | | |
|---|----|---|----|----|----|---|----|-------|----------------------|
| - | 19 | - | - | - | - | - | - | 41 | HAMBURG |
| - | 20 | - | - | - | - | - | - | 77 | HANNOVER |
| - | - | - | - | - | - | - | - | 20 | BREMEN |
| - | - | - | - | - | - | - | - | 5 | DUESSELDORF |
| - | 20 | - | - | 18 | - | - | - | 166 | KOELN/BONN |
| - | - | - | 20 | 20 | 20 | - | 20 | 279 | FRANKFURT |
| - | - | - | - | 19 | - | - | - | 78 | STUTTGART |
| - | - | - | - | 1 | - | - | - | 43 | MUERNBERG |
| - | - | - | - | 19 | - | - | - | 78 | MUENCHEN |
| - | - | - | - | - | - | - | - | 39 | BERLIN (TEGEL) |
| - | - | - | - | - | - | - | - | - | BERLIN (TEMPELHOF) |
| - | - | - | - | - | - | - | - | 19 | BERLIN (SCHOENEFELD) |
| - | - | - | - | - | - | - | - | - | SAARBRUECKEN |
| - | - | - | - | - | - | - | - | 20 | MUENSTER/OSNABRUECK |
| - | - | - | - | - | - | - | - | 96 | LEIPZIG |
| - | - | - | - | 18 | - | - | - | 38 | DRESDEN |
| - | - | - | - | - | - | - | - | - | ERFURT |
| - | - | - | - | - | - | - | - | 20 | SONSTIGE FLUGPLAETZE |
| - | 59 | - | 20 | 95 | 20 | - | 20 | 1 019 | DEUTSCHLAND |

8 FLUGBEWEGUNGEN

8. 1 VERFLECHTUNG IM VERKEHR
8. 1. 2 STARTS

| NACH STRECKENZIEL- FLUGPLATZ | VON STRECKEN | | | | | | | | | |
|---------------------------------|------------------|-------------------|-----------------|----------------------|---------------------|--------------------|--------------------|--------------------|-------------------|-----------------|
| | HAMBURG (HAM) | HANNOVER (HAJ) | BREMEN (BRE) | DUESSELDORF (DUS) | KOELN/BONN (CGN) | FRANKFURT (FRA) | STUTTGART (STR) | NUERNBERG (NUE) | MUENCHEN (MUC) | BERLIN (TXL) |
| STARTS | | | | | | | | | | |
| INSGESAMT | | | | | | | | | | |
| SCHLESWIG-HOLSTEIN . | 76 | 1 | 3 | 40 | 63 | 75 | 7 | 1 | 6 | 52 |
| HELGOLAND | 23 | - | - | - | - | - | - | - | - | - |
| KIEL | - | - | 1 | - | 59 | 69 | 1 | - | - | 30 |
| LUEBECK | 1 | - | - | - | - | - | - | 1 | - | - |
| WESTERLAND/SYLT .. | 42 | 1 | 2 | 40 | 4 | 6 | 5 | - | 6 | 22 |
| UEB. SCHLESW.-HOLST | 10 | - | - | - | - | - | 1 | - | - | - |
| BREMEN | - | - | 2 | - | - | - | - | - | 1 | - |
| BREMERHAVEN | - | - | 2 | - | - | - | - | - | 1 | - |
| NIEDERSACHSEN | 16 | - | 259 | 16 | 13 | 3 | 2 | - | 25 | - |
| BORKUM | - | - | 1 | 4 | - | - | - | - | - | - |
| BRAUNSCHWEIG | 2 | - | - | - | 12 | 3 | 2 | - | 24 | - |
| EMDEN | 1 | - | - | - | - | - | - | - | - | - |
| HARLE | - | - | 6 | - | - | - | - | - | - | - |
| JUIST | - | - | 1 | 9 | - | - | - | - | - | - |
| NORDDEICH | - | - | - | - | - | - | - | - | - | - |
| WANGEROOGE | - | - | 12 | - | - | - | - | - | - | - |
| NORDERNEY | - | - | 3 | 3 | - | - | - | - | - | - |
| LANGEOOG | - | - | 6 | - | - | - | - | - | - | - |
| FINKENWERDER | 4 | - | - | - | 1 | - | - | - | - | - |
| UEB. NIEDERSACHSEN | 9 | - | 230 | - | - | - | - | - | 1 | - |
| NORDRHEIN-WESTFALEN | 20 | 2 | 5 | 31 | 248 | 8 | 42 | 46 | 170 | 7 |
| DORTMUND | 20 | 2 | - | 1 | 4 | - | 19 | 42 | 110 | - |
| PADERBORN-LIPPST. | - | - | 1 | 2 | 5 | 4 | 20 | 3 | 59 | 5 |
| SIEGERLAND | - | - | - | - | - | - | - | - | - | - |
| MOENCHENGLADBACH .. | - | - | 1 | - | 1 | - | - | 1 | - | - |
| ESSEN | - | - | - | - | - | 2 | 1 | - | 1 | 2 |
| UEB. NORDRH.-WESTF. | - | - | 3 | 28 | 238 | 2 | 2 | - | - | - |
| HESSEN | 1 | - | - | - | 4 | 9 | - | - | 1 | - |
| KASSEL | - | - | - | - | 4 | 1 | - | - | - | - |
| UEB. HESSEN | 1 | - | - | - | - | 8 | - | - | 1 | - |
| RHEINLAND-PFALZ | - | - | - | 1 | - | 1 | 3 | 1 | 2 | - |
| KOBLENZ | - | - | - | - | - | - | - | - | - | - |
| HAHN | - | - | - | - | - | - | 2 | - | - | - |
| UEB. RHEINL.-PFALZ | - | - | - | 1 | - | 1 | 1 | 1 | 2 | - |
| BADEN-WUERTTEMBERG . | 1 | - | 2 | 62 | 20 | 84 | 105 | 1 | 7 | 60 |
| FREIBURG | - | - | - | - | - | - | 1 | - | - | - |
| FRIEDRICHSHAFEN | 1 | - | 2 | 62 | 20 | 83 | 20 | - | 4 | 60 |
| KARLSRUHE | - | - | - | - | - | - | - | - | - | - |
| MANNHEIM | - | - | - | - | - | 1 | 4 | 1 | 1 | - |
| UEB. BADEN-WUERTT. | - | - | - | - | - | - | 80 | - | 2 | - |
| BAYERN | - | - | - | 58 | 73 | 64 | 3 | 48 | 39 | - |
| AUGSBURG | - | - | - | 58 | 73 | - | 1 | - | 1 | - |
| BAYREUTH | - | - | - | - | - | 63 | - | 1 | - | - |
| HOF | - | - | - | - | - | 1 | 1 | - | 5 | - |
| OBERPFALFENHOFEN . | - | - | - | - | - | - | - | - | - | - |
| STRAUBING | - | - | - | - | - | - | - | - | 1 | - |
| UEB. BAYERN | - | - | - | - | - | - | 1 | 47 | 32 | - |
| MECKLENBURG-VORPOMME | 40 | 18 | 1 | 1 | 3 | 24 | 2 | 2 | 1 | - |
| HERINGSDOERF | - | - | - | 1 | - | - | 1 | - | - | - |
| BARTH | - | - | 1 | - | 1 | 1 | - | 2 | 1 | - |
| GUETTIN | - | - | - | - | - | - | - | - | - | - |
| ROSTOCK | 37 | 18 | - | - | 2 | 23 | 1 | - | - | - |
| UEB. MECKLENBURG-VO | 3 | - | - | - | - | - | - | - | - | - |
| BRANDENBURG | - | - | 1 | - | - | - | - | - | - | - |
| UEB. BRANDENDURG .. | - | - | 1 | - | - | - | - | - | - | - |
| SACHSEN-ANHALT | - | - | - | - | - | 1 | 1 | - | - | - |
| MAGDEBURG | - | - | - | - | - | 1 | - | - | - | - |
| UEB. SACHSEN-ANHALT | - | - | - | - | - | - | 1 | - | - | - |
| THUERINGEN | - | - | - | - | - | - | - | - | - | - |
| UEB. THUERINGEN ... | - | - | - | - | - | - | - | - | - | - |
| SACHSEN | - | - | - | - | - | - | - | - | - | - |
| UEB. SACHSEN | - | - | - | - | - | - | - | - | - | - |
| DEUTSCHLAND | 154 | 21 | 273 | 209 | 424 | 269 | 165 | 99 | 252 | 119 |

JUNI 1996

INNERHALB DEUTSCHLANDS
NACH SONSTIGEN DEUTSCHEN FLUGPLAETZEN

| HERKUNFTSFLUGPLATZ | | | | | | | | | NACH STRECKENZIEL- |
|--------------------|-----------------|-----------------------|-------------------------|------------------|------------------|-----------------|----------|-----------|----------------------|
| BERLIN (THF) | BERLIN (SXF) | SAARBRUECKEN (SCN) | MUENSTER/ OSN. (FMO) | LEIPZIG (LEJ) | DRESDEN (DRS) | ERFURT (ERF) | SONSTIGE | INSGESAMT | FLUGPLATZ |
| | | | | | | | | | STARTS |
| | | | | | | | | | ----- |
| | | | | | | | | | INSGESAMT |
| | | | | | | | | | ----- |
| 41 | - | - | 2 | 2 | - | - | - | 369 | SCHLESWIG-HOLSTEIN |
| - | - | - | - | - | - | - | - | 23 | HELGOLAND |
| 4 | - | - | 1 | - | - | - | - | 165 | KIEL |
| - | - | - | - | - | - | - | - | 2 | LUEBECK |
| 36 | - | - | 1 | 2 | - | - | - | 167 | WESTERLAND/SYLT |
| 1 | - | - | - | - | - | - | - | 12 | UEB. SCHLESW.-HOLST |
| - | - | - | - | - | - | - | - | 3 | BREMEN |
| - | - | - | - | - | - | - | - | 3 | BREMERHAVEN |
| 2 | - | - | 4 | 2 | - | 2 | 9 | 353 | NIEDERSACHSEN |
| - | - | - | - | - | - | - | 3 | 8 | BORKUM |
| 2 | - | - | 1 | 2 | - | - | - | 48 | BRAUNSCHWEIG |
| - | - | - | - | - | - | - | - | 1 | EMDEN |
| - | - | - | - | - | - | - | - | 6 | HARLE |
| - | - | - | - | - | - | - | 2 | 12 | JUIST |
| - | - | - | - | - | - | - | - | - | NORDDEICH |
| - | - | - | - | - | - | - | 1 | 13 | WANGEROOGE |
| - | - | - | - | - | - | - | 2 | 8 | NORDERNEY |
| - | - | - | - | - | - | - | 1 | 7 | LANGEBOG |
| - | - | - | - | - | - | - | - | 5 | FINKENWERDER |
| - | - | - | 3 | - | - | 2 | - | 245 | UEB. NIEDERSACHSEN |
| 169 | 3 | 4 | 215 | 38 | 46 | 17 | 34 | 1 105 | NORDRHEIN-WESTFALEN |
| 106 | - | - | 80 | 35 | 22 | 16 | 27 | 484 | DORTMUND |
| 63 | 3 | 4 | 37 | - | 23 | 1 | 7 | 237 | PADERBORN-LIPPST. |
| - | - | - | - | 1 | 1 | - | - | 2 | SIEGERLAND |
| - | - | - | - | - | - | - | - | 3 | MOENCHENGLADBACH |
| - | - | - | - | - | - | - | - | 6 | ESSEN |
| - | - | - | 98 | 2 | - | - | - | 373 | UEB. NORDRH.-WESTF. |
| 6 | - | - | - | 1 | 1 | 8 | - | 31 | HESSEN |
| 6 | - | - | - | - | - | - | - | 11 | KASSEL |
| - | - | - | - | 1 | 1 | 8 | - | 20 | UEB. HESSEN |
| 4 | - | 49 | 1 | 7 | 1 | 1 | - | 71 | RHEINLAND-PFALZ |
| - | - | - | - | - | - | 1 | - | 1 | KOBLENZ |
| 3 | - | - | - | 3 | - | - | - | 8 | HAHN |
| 1 | - | 49 | 1 | 4 | 1 | - | - | 62 | UEB. RHEINL.-PFALZ |
| 4 | - | - | 2 | 1 | 18 | - | - | 367 | BADEN-WUERTTEMBERG |
| - | - | - | - | - | - | - | - | 2 | FREIBURG |
| 1 | - | - | - | 1 | 9 | - | - | 263 | FRIEDRICHSHAFEN |
| - | - | - | 1 | - | - | - | - | 1 | KARLSRUHE |
| 3 | - | - | 1 | - | 8 | - | - | 19 | MANNHEIM |
| - | - | - | - | - | - | - | - | 82 | UEB. BADEN-WUERTT. |
| 66 | - | 4 | 2 | 37 | 43 | 3 | 113 | 553 | BAYERN |
| 66 | - | 1 | 2 | 36 | 42 | - | - | 280 | AUGSBURG |
| - | - | - | - | - | - | 1 | 52 | 117 | BAYREUTH |
| - | - | 3 | - | - | 1 | 1 | 61 | 73 | HOF |
| - | - | - | - | - | - | - | - | - | OBERPFAFFENHOFEN |
| - | - | - | - | - | - | - | - | 1 | STRAUBING |
| - | - | - | - | 1 | - | 1 | - | 82 | UEB. BAYERN |
| 6 | 1 | - | 2 | 1 | 2 | 1 | - | 105 | MECKLENBURG-VORPOMME |
| 4 | - | - | - | 1 | - | - | - | 7 | HERINGSDORF |
| - | - | - | - | - | - | - | - | 6 | BARTH |
| 2 | - | - | - | - | - | - | - | 2 | GUETTIN |
| - | 1 | - | 2 | - | 1 | - | - | 85 | ROSTOCK |
| - | - | - | - | - | 1 | 1 | - | 5 | UEB. MECKLENBURG-VO |
| 2 | - | - | - | - | - | 1 | - | 4 | BRANDENBURG |
| 2 | - | - | - | - | - | 1 | - | 4 | UEB. BRANDENBURG |
| - | - | - | 1 | 3 | - | 1 | - | 7 | SACHSEN-ANHALT |
| - | - | - | 1 | - | - | - | - | 2 | MAGDEBURG |
| - | - | - | - | 3 | - | 1 | - | 5 | UEB. SACHSEN-ANHALT |
| - | - | 1 | - | 3 | - | - | - | 35 | THUERINGEN |
| - | - | 1 | - | 3 | - | - | 31 | 35 | UEB. THUERINGEN |
| - | - | - | - | - | 3 | 30 | - | 33 | SACHSEN |
| - | - | - | - | - | 3 | 30 | - | 33 | UEB. SACHSEN |
| 300 | 4 | 58 | 229 | 95 | 114 | 95 | 156 | 3 036 | DEUTSCHLAND |

VON STRECKEN

| NACH STRECKENZIELLAND | | VON STRECKEN | | | | | | | | | |
|-----------------------|-----------|------------------|-------------------|-----------------|----------------------|---------------------|--------------------|--------------------|--------------------|-------------------|-----------------|
| BZW. | FLUGPLATZ | HAMBURG (HAM) | HANNOVER (HAJ) | BREMEN (BRE) | DUESSELDORF (DUS) | KOELN/BONN (CGN) | FRANKFURT (FRA) | STUTTGART (STR) | NUERNBERG (NUE) | MUENCHEN (MUC) | BERLIN (TXL) |
| STARTS | | | | | | | | | | | |
| INSGESAMT | | | | | | | | | | | |
| POLEN | | 53 | - | 8 | 54 | 31 | 247 | 24 | 2 | 90 | 26 |
| DARUNTER: | WAW | 22 | - | - | 31 | 19 | 150 | 18 | - | 88 | 26 |
| | GDN | 31 | - | - | - | 2 | - | - | - | - | - |
| | KRK | - | - | - | - | - | 17 | 1 | 1 | - | - |
| | KTW | - | - | - | - | 8 | 37 | - | - | - | - |
| | *PL | - | - | 8 | 23 | 2 | 43 | 5 | 1 | 2 | - |
| LITAUEN | | 35 | - | - | - | - | 60 | - | - | - | 12 |
| DARUNTER: | VNO | - | - | - | - | - | 60 | - | - | - | 12 |
| | *LT | 35 | - | - | - | - | - | - | - | - | - |
| LETTLAND | | 15 | - | - | - | - | 60 | - | - | - | - |
| DARUNTER: | RIX | 15 | - | - | - | - | 60 | - | - | - | - |
| ESTLAND | | 25 | - | - | - | - | 30 | - | - | - | - |
| DARUNTER: | TTL | 25 | - | - | - | - | 30 | - | - | - | - |
| FINNLAND | | 116 | - | - | 60 | 33 | 124 | - | - | 25 | 24 |
| DARUNTER: | HEL | 84 | - | - | 59 | 31 | 123 | - | - | 25 | 24 |
| | TKU | 32 | - | - | 1 | 2 | - | - | - | - | - |
| SCHWEDEN | | 77 | - | - | 93 | 101 | 246 | - | 3 | 80 | 27 |
| DARUNTER: | STO | 48 | - | - | 69 | 47 | 182 | - | 1 | 56 | 25 |
| | MMA | - | - | - | - | 16 | - | - | - | - | - |
| | GOT | 23 | - | - | 24 | 37 | 64 | - | - | 23 | 2 |
| NORWEGEN | | 56 | 1 | 1 | 57 | 30 | 127 | 2 | - | 32 | 26 |
| DARUNTER: | OSL | 54 | - | - | 50 | 27 | 121 | 2 | - | 29 | 26 |
| | *NO | 2 | - | 1 | - | - | 5 | - | - | 3 | - |
| DAENEMARK | | 156 | 121 | 53 | 139 | 70 | 244 | 85 | 16 | 92 | 9 |
| DARUNTER: | CPH | 140 | 104 | 46 | 135 | 47 | 190 | 85 | 15 | 92 | 3 |
| | AAL | 1 | - | 2 | - | - | 2 | - | - | - | - |
| | RNN | 5 | 1 | - | 4 | - | - | - | 1 | - | 5 |
| | BLL | 1 | 16 | - | - | - | - | - | - | - | - |
| | *DK | 9 | - | 5 | - | - | 2 | - | - | - | 1 |
| GR BRITANNIEN | | 328 | 169 | 119 | 733 | 511 | 1 115 | 209 | 85 | 625 | 243 |
| DARUNTER: | LON | 278 | 130 | 118 | 400 | 344 | 740 | 153 | 63 | 407 | 242 |
| | BHX | 20 | - | - | 154 | 26 | 105 | 47 | - | 91 | - |
| | MAN | 25 | 30 | - | 133 | 19 | 188 | 1 | 1 | 112 | 1 |
| | LPL | - | - | - | 3 | 26 | 1 | 1 | - | - | - |
| | NCL | - | - | - | 20 | 3 | 6 | - | - | - | - |
| | JER | 5 | 1 | - | 4 | 4 | - | - | - | - | - |
| | GCI | - | 5 | - | 10 | - | 6 | 5 | 5 | 5 | - |
| | BRS | - | - | - | - | - | 24 | - | - | - | - |
| | EMA | - | - | - | - | 59 | 4 | - | 14 | - | - |
| | *GB | - | 3 | 1 | 9 | 22 | 23 | 2 | 2 | 6 | - |
| IRLAND | | 43 | 1 | - | 75 | 26 | 115 | 16 | 5 | 51 | 16 |
| DARUNTER: | DUB | 28 | - | - | 60 | 22 | 91 | 5 | - | 22 | 11 |
| | SNN | 10 | 1 | - | 15 | 1 | 18 | 11 | 5 | 25 | 5 |
| | *IE | 5 | - | - | - | 2 | 5 | - | - | 4 | - |
| ISLAND | | 2 | - | - | 6 | 3 | 27 | - | - | 7 | - |
| DARUNTER: | KEF | 1 | - | - | 6 | 3 | 23 | - | - | 7 | - |
| NIEDERLANDE | | 196 | 120 | 146 | 174 | 10 | 275 | 140 | 92 | 196 | 132 |
| DARUNTER: | AMS | 152 | 120 | 145 | 173 | 8 | 270 | 140 | 91 | 189 | 132 |
| | EIN | 39 | - | - | - | 1 | 3 | - | - | 1 | - |
| BELGIEN | | 146 | 97 | 36 | 132 | 31 | 276 | 104 | 83 | 177 | 50 |
| DARUNTER: | BRU | 146 | 97 | 34 | 132 | 30 | 276 | 104 | 83 | 177 | 49 |
| LUXEMBURG | | 46 | 2 | - | - | 3 | 122 | - | - | 3 | - |
| DARUNTER: | LUX | 46 | 2 | - | - | 3 | 122 | - | - | 3 | - |
| FRANKREICH | | 272 | 148 | 66 | 399 | 337 | 655 | 263 | 133 | 583 | 186 |
| DARUNTER: | PAR | 222 | 148 | 66 | 246 | 269 | 436 | 192 | 115 | 322 | 176 |
| | BOD | - | - | - | 1 | 5 | 19 | - | - | - | - |
| | SXB | 40 | - | - | - | - | - | - | - | 40 | - |
| | LYS | - | - | - | 51 | 42 | 75 | 22 | 1 | 51 | - |
| | TLS | - | - | - | - | - | 20 | - | - | 55 | - |
| | MRS | - | - | - | - | 3 | 25 | - | - | 29 | - |
| | NCE | 10 | - | - | 52 | 6 | 66 | 38 | 10 | 59 | 4 |
| | BIA | - | - | - | - | 1 | 1 | - | - | 10 | 5 |
| | *FR | - | - | - | 45 | 9 | 9 | 9 | 7 | 14 | 1 |
| SPANIEN | | 345 | 359 | 113 | 835 | 325 | 971 | 469 | 190 | 482 | 221 |
| DARUNTER: | MAD | - | 13 | - | 61 | 47 | 161 | 51 | 2 | 111 | - |
| | BCN | 34 | 63 | - | 90 | 52 | 158 | 84 | 1 | 89 | 30 |
| | VLC | - | - | - | - | 1 | 30 | - | - | - | - |
| | ALC | 8 | 8 | 4 | 22 | 1 | 48 | - | - | 9 | 7 |
| | LEI | 4 | 4 | - | 16 | - | 8 | - | - | 8 | 4 |
| | AGP | 24 | 14 | 5 | 48 | 2 | 57 | 14 | 5 | 25 | 9 |
| | XRY | 4 | - | - | 4 | - | 8 | 8 | - | 9 | 6 |
| | BIO | - | - | - | - | - | 60 | - | - | - | - |
| | *E1 | - | - | - | 4 | 39 | 13 | - | - | - | - |
| | PMI | 147 | 136 | 62 | 353 | 108 | 221 | 152 | 77 | 91 | 85 |
| | IBZ | 30 | 23 | 11 | 59 | 23 | 41 | 23 | 11 | 28 | 13 |
| | MAH | 10 | 14 | - | 20 | 5 | 19 | 18 | 10 | 15 | 9 |
| | *E2 | - | - | - | 4 | 3 | 5 | 4 | 15 | 3 | - |
| | LPA | 27 | 34 | 14 | 46 | 11 | 47 | 34 | 22 | 31 | 20 |
| | TCI | 15 | 17 | 9 | 35 | 11 | 28 | 23 | 17 | 25 | 13 |
| | FUE | 20 | 12 | 4 | 31 | 12 | 33 | 28 | 17 | 18 | 14 |
| | ACE | 18 | 21 | 4 | 28 | 9 | 29 | 22 | 12 | 17 | 11 |
| | *E3 | 4 | - | - | 4 | - | 5 | 4 | - | 1 | - |
| PORTUGAL | | 49 | 33 | 10 | 104 | 67 | 251 | 74 | 21 | 83 | 22 |
| DARUNTER: | LIS | 8 | 2 | - | 32 | 20 | 121 | 26 | - | 55 | 9 |
| | OPO | 11 | - | - | 6 | 29 | 60 | 1 | - | - | - |
| | FAO | 26 | 27 | 6 | 59 | 18 | 55 | 38 | 17 | 20 | 13 |
| | FNC | 4 | 4 | 4 | 7 | - | 14 | 9 | 4 | 8 | - |
| MALTA | | 18 | 9 | - | 15 | 12 | 70 | 19 | 9 | 32 | 13 |
| DARUNTER: | MLA | 18 | 9 | - | 15 | 12 | 70 | 19 | 9 | 32 | 13 |
| SCHWEIZ | | 206 | 159 | 67 | 304 | 212 | 508 | 240 | 121 | 407 | 156 |
| DARUNTER: | ZRH | 136 | 114 | 64 | 143 | 109 | 221 | 124 | 117 | 125 | 132 |
| | GVA | 25 | - | 1 | 93 | 5 | 134 | 112 | 1 | 111 | - |
| | BSL | 45 | 45 | - | 67 | 95 | 108 | 1 | 2 | 102 | 24 |
| | BRN | - | - | - | 1 | - | 25 | - | - | 67 | - |
| | *CH | - | - | - | - | 3 | 20 | 3 | 1 | 2 | - |

JUNI 1996

MIT GEBIETEN AUSSERHALB DEUTSCHLANDS

HERKUNFTSFLUGPLATZ

NACH STRECKENZIELLAND

| HERKUNFTSFLUGPLATZ | | | | | | | | | NACH STRECKENZIELLAND | |
|--------------------|----------------------|-----------------------|-------------------------|------------------|------------------|-----------------|----------|-----------|-----------------------|-----------|
| (THF) | B E R L I N (SXF) | SAARBRUECKEN (SCN) | MUENSTER/ OSN. (FMO) | LEIPZIG (LEJ) | DRESDEN (DRS) | ERFURT (ERF) | SONSTIGE | INSGESAMT | BZW. ----- | FLUGPLATZ |
| 26 | 38 | - | 1 | 33 | 56 | - | - | 689 | STARTS | |
| 20 | 38 | - | - | 13 | - | - | - | 425 | ----- | |
| 2 | - | - | - | - | 18 | - | - | 53 | INSGESAMT | |
| - | - | - | - | - | 19 | - | - | 38 | ----- | |
| 1 | - | - | - | 7 | - | - | - | 53 | POLEN | |
| 3 | - | - | 1 | 13 | 19 | - | - | 120 | DARUNTER: WAW | |
| 13 | 1 | - | - | - | - | - | - | 121 | GDN | |
| 13 | - | - | - | - | - | - | - | 85 | KRK | |
| - | 1 | - | - | - | - | - | - | 36 | KTW | |
| 25 | 2 | - | - | - | - | - | - | 102 | *FL | |
| 25 | 2 | - | - | - | - | - | - | 102 | LITAUEN | |
| - | - | - | - | - | - | - | - | 55 | DARUNTER: VNO | |
| - | 15 | - | 1 | - | - | - | - | 55 | *LT | |
| - | 15 | - | 1 | - | - | - | - | 398 | LETTLAND | |
| 1 | 8 | - | 1 | 1 | 1 | - | - | 362 | DARUNTER: RIX | |
| 1 | 8 | - | 1 | 1 | 1 | - | - | 35 | ESTLAND | |
| 2 | - | - | - | - | - | - | - | 639 | DARUNTER: TTL | |
| 2 | 4 | - | 1 | 1 | - | - | - | 438 | FINNLAND | |
| 1 | - | - | - | - | - | - | - | 17 | DARUNTER: HEL | |
| 2 | - | - | 1 | 1 | - | - | - | 174 | TKU | |
| 1 | 3 | - | - | - | - | - | - | 340 | SCHWEDEN | |
| 166 | 4 | - | 8 | 20 | - | - | - | 310 | DARUNTER: STO | |
| 146 | 2 | - | 2 | 20 | - | - | - | 15 | MMA | |
| 20 | 1 | - | - | - | - | - | - | 15 | GOT | |
| - | - | - | 5 | - | - | - | - | 183 | NORWEGEN | |
| - | 1 | - | 1 | - | - | - | - | 1027 | DARUNTER: OSL | |
| 2 | 3 | 10 | 49 | 9 | 1 | - | - | 26 | *NO | |
| 1 | 2 | 2 | 40 | 7 | 1 | - | - | 20 | DAENEMARK | |
| - | - | - | - | - | - | - | - | 20 | DARUNTER: CPH | |
| - | - | - | - | - | - | - | - | 90 | AAL | |
| 1 | - | - | - | - | - | - | - | 20 | RNN | |
| 1 | - | - | - | - | - | - | - | 20 | BLL | |
| 5 | 5 | 7 | 3 | 1 | - | - | - | 20 | *DK | |
| 1 | 1 | - | - | - | - | - | - | 4 211 | GR BRITANNIEN | |
| 5 | 4 | - | - | 5 | - | - | - | 2 928 | DARUNTER: LON | |
| 5 | 4 | - | - | 5 | - | - | - | 444 | BHX | |
| - | 5 | - | - | - | - | - | - | 510 | MAN | |
| 1 | 7 | - | 4 | 6 | 21 | - | - | 32 | LPL | |
| - | 2 | - | 4 | 6 | 20 | - | - | 29 | NCL | |
| 85 | 2 | - | 2 | 2 | 1 | - | - | 15 | JER | |
| 85 | 2 | - | 2 | 1 | 1 | - | - | 41 | GCI | |
| 50 | 1 | 84 | - | - | - | - | - | 24 | BRS | |
| 50 | 1 | 84 | - | - | - | - | - | 77 | EMA | |
| 43 | 1 | 2 | 19 | 13 | 3 | - | - | 79 | *GB | |
| 1 | 1 | 1 | 13 | 8 | - | - | - | 363 | IRLAND | |
| 39 | - | 1 | 1 | - | - | - | - | 240 | DARUNTER: DUB | |
| - | - | - | - | - | - | - | - | 105 | SNN | |
| 2 | - | - | 1 | 4 | - | - | - | 16 | *IE | |
| 1 | - | - | 4 | 1 | 2 | - | - | 50 | ISLAND | |
| - | 157 | 67 | 140 | 185 | 102 | 46 | - | 45 | DARUNTER: KEF | |
| - | - | - | - | - | - | - | - | 1 520 | NIEDERLANDE | |
| - | - | 2 | - | - | - | - | - | 1 452 | DARUNTER: AMS | |
| - | - | - | - | 4 | 4 | - | - | 45 | EIN | |
| - | - | - | - | 4 | 4 | - | - | 1 224 | BELGIEN | |
| - | 4 | - | - | 4 | - | - | - | 1 219 | DARUNTER: BRU | |
| - | - | - | - | 2 | - | - | - | 311 | LUXEMBURG | |
| - | - | - | - | 1 | - | - | - | 311 | DARUNTER: LUX | |
| - | - | - | - | 1 | - | - | - | 3 123 | FRANKREICH | |
| - | - | - | - | 1 | - | - | - | 2 216 | DARUNTER: PAR | |
| - | - | - | - | - | - | - | - | 25 | BOD | |
| - | - | - | - | - | - | - | - | 122 | SXB | |
| - | - | - | - | - | - | - | - | 242 | LYS | |
| - | - | - | - | 4 | - | - | - | 75 | TLS | |
| - | - | - | - | 4 | - | - | - | 61 | MRS | |
| - | - | - | - | 1 | - | - | - | 248 | NCE | |
| - | - | - | - | - | - | - | - | 17 | BIA | |
| - | - | - | 4 | 1 | 2 | - | - | 102 | *FR | |
| - | - | - | - | - | - | - | - | 5 007 | SPANIEN | |
| - | - | - | - | - | - | - | - | 446 | DARUNTER: MAD | |
| - | - | - | - | - | - | - | - | 601 | BCN | |
| - | - | 2 | - | - | - | - | - | 33 | VLC | |
| - | - | - | - | - | - | - | - | 107 | ALC | |
| - | - | - | - | 4 | 4 | - | - | 56 | LEI | |
| - | - | - | - | 4 | - | - | - | 211 | AGP | |
| - | - | - | - | 2 | - | - | - | 41 | XRY | |
| - | - | - | - | 1 | - | - | - | 61 | BIO | |
| - | - | - | - | - | - | - | - | 56 | *E1 | |
| - | 75 | 44 | 84 | 92 | 47 | 25 | - | 1 799 | FMI | |
| - | 12 | 2 | 13 | 17 | 13 | 4 | - | 323 | IBZ | |
| - | 11 | 1 | - | 9 | 5 | - | - | 146 | MAH | |
| - | 4 | - | 4 | - | - | - | - | 42 | *E2 | |
| - | 20 | 4 | 18 | 25 | 14 | 9 | - | 376 | LFA | |
| - | 13 | 4 | 2 | 17 | 9 | 4 | - | 242 | TCI | |
| - | 10 | 6 | 9 | 5 | 4 | - | - | 223 | FUE | |
| - | 8 | 4 | 10 | 9 | 6 | 4 | - | 212 | ACE | |
| - | - | - | - | - | - | - | - | 18 | *E3 | |
| - | 29 | 4 | 9 | 32 | 12 | 4 | - | 804 | PORTUGAL | |
| - | 6 | - | - | - | - | - | - | 273 | DARUNTER: LIS | |
| - | - | - | - | - | - | - | - | 113 | OPO | |
| - | 23 | 4 | 9 | 32 | 12 | 4 | - | 363 | FAO | |
| - | - | - | - | - | - | - | - | 54 | FNC | |
| - | 5 | - | - | 6 | 4 | - | - | 212 | MALTA | |
| - | 5 | - | - | 6 | 4 | - | - | 212 | DARUNTER: MLA | |
| 67 | 8 | 2 | 50 | 50 | 65 | - | - | 2 622 | SCHWEIZ | |
| 1 | 8 | 1 | 47 | 50 | 50 | - | - | 1 442 | DARUNTER: ZRH | |
| 25 | - | - | 2 | - | 1 | - | - | 510 | GVA | |
| 41 | - | 1 | 1 | - | 14 | - | - | 546 | BSL | |
| - | - | - | - | - | - | - | - | 93 | BRN | |
| - | - | - | - | - | - | - | - | 29 | *CH | |

| NACH STRECKENZIELLAND | | VON STRECKEN | | | | | | | | | |
|-----------------------|-----------|------------------|-------------------|-----------------|----------------------|---------------------|--------------------|--------------------|--------------------|-------------------|-----------------|
| BZW. | FLUGPLATZ | HAMBURG (HAM) | HANNOVER (HAJ) | BREMEN (BRE) | DUESSELDORF (DUS) | KOELN/BONN (CGN) | FRANKFURT (FRA) | STUTTGART (STR) | NUERNBERG (NUE) | MUENCHEN (MUC) | BERLIN (TXL) |
| STARTS | | | | | | | | | | | |
| INSGESAMT | | | | | | | | | | | |
| OESTERREICH | | 107 | 85 | 2 | 363 | 145 | 874 | 154 | 78 | 313 | 159 |
| DARUNTER: VIE | | 106 | 84 | - | 214 | 141 | 297 | 147 | 78 | 246 | 134 |
| INN | | - | - | 2 | - | - | 90 | - | - | - | - |
| LNZ | | - | 1 | - | 86 | 1 | 112 | - | - | 24 | - |
| SZG | | - | - | - | 45 | 2 | 196 | 6 | - | 5 | 25 |
| GRZ | | - | - | - | 18 | - | 119 | - | - | 38 | - |
| KLU | | - | - | - | - | 1 | 60 | - | - | - | - |
| ITALIEN | | 117 | 35 | 1 | 388 | 205 | 1 012 | 267 | 65 | 998 | 145 |
| DARUNTER: ROM | | 32 | - | - | 66 | 33 | 226 | 60 | - | 121 | 31 |
| MIL | | 54 | 25 | - | 167 | 102 | 277 | 111 | 39 | 180 | 84 |
| VCE | | 10 | - | - | 55 | 10 | 122 | 10 | 2 | 140 | - |
| TRS | | - | - | - | - | - | - | - | - | 83 | - |
| VRN | | - | - | - | - | 3 | - | - | - | 50 | - |
| TRN | | - | - | - | - | - | 100 | 42 | - | 60 | - |
| GOA | | - | - | - | - | - | 32 | 2 | - | 55 | - |
| FLR | | - | - | - | 55 | - | 18 | 1 | - | 80 | - |
| BLQ | | - | - | - | 3 | 1 | 87 | - | 1 | 87 | - |
| PSA | | - | - | - | - | - | 28 | 1 | - | 21 | - |
| RMI | | 4 | - | - | 4 | 5 | 1 | - | - | - | 4 |
| NAP | | 10 | 10 | - | 18 | 17 | 47 | 19 | 10 | 46 | 20 |
| BDS | | - | - | - | 4 | - | 5 | - | - | 6 | 1 |
| SUP | | - | - | - | - | - | - | - | - | 12 | - |
| CAG | | 1 | - | - | 2 | - | 3 | 1 | - | 10 | - |
| OLB | | - | - | - | 5 | 1 | 22 | - | 10 | 21 | - |
| PMO | | - | - | - | - | - | 8 | 5 | - | 3 | - |
| CTA | | 5 | - | - | 9 | 2 | 26 | 12 | - | 11 | 5 |
| *IT | | 1 | - | 1 | - | 23 | 10 | 2 | 3 | 12 | - |
| GRIECHENLAND | | 132 | 103 | 24 | 302 | 64 | 390 | 216 | 120 | 413 | 123 |
| DARUNTER: ATH | | 20 | 6 | - | 48 | 3 | 152 | 5 | 18 | 80 | 13 |
| SKG | | 12 | 14 | - | 54 | 33 | 84 | 92 | 17 | 84 | 22 |
| CFU | | 17 | 16 | - | 31 | - | 19 | 25 | 15 | 28 | 18 |
| JSI | | 4 | - | - | 4 | - | 4 | 4 | - | 10 | - |
| ZTH | | 4 | 4 | - | 8 | - | 5 | 4 | 4 | 13 | - |
| JMK | | 5 | 5 | - | 8 | 1 | 9 | - | - | 18 | - |
| SMI | | 8 | 4 | - | 12 | - | 4 | 4 | 4 | 8 | 8 |
| JTR | | 4 | 4 | - | 8 | - | 8 | - | - | 19 | - |
| KGS | | 7 | 11 | 4 | 16 | 3 | 5 | 8 | 8 | 20 | 4 |
| RHO | | 16 | 13 | 8 | 26 | 7 | 28 | 15 | 14 | 27 | 9 |
| CHQ | | 4 | 8 | - | 7 | 1 | 8 | 8 | - | 8 | 8 |
| HER | | 23 | 18 | 12 | 47 | 16 | 48 | 48 | 35 | 53 | 33 |
| KVA | | - | - | - | 9 | - | 4 | 3 | 5 | 13 | 4 |
| MJT | | 4 | - | - | 8 | - | 4 | - | - | 4 | 4 |
| *GR | | 4 | - | - | 16 | - | 8 | - | - | 28 | - |
| TUERKEI | | 204 | 246 | 33 | 436 | 234 | 536 | 240 | 116 | 252 | 237 |
| DARUNTER: ANK | | 24 | 30 | - | 38 | 39 | 65 | 23 | 1 | 17 | 20 |
| IST | | 70 | 79 | 7 | 155 | 124 | 254 | 101 | 33 | 92 | 74 |
| IZM | | 29 | 36 | 4 | 51 | 21 | 57 | 29 | 7 | 25 | 48 |
| DLM | | 19 | 15 | 4 | 43 | 6 | 30 | 22 | 16 | 27 | 25 |
| AYT | | 60 | 69 | 18 | 133 | 34 | 117 | 55 | 58 | 86 | 61 |
| *TR | | 2 | 17 | - | 16 | 10 | 13 | 10 | 1 | 5 | 9 |
| ZYPERN | | 13 | 9 | - | 21 | 4 | 49 | 9 | 7 | 22 | 4 |
| DARUNTER: LCA | | 10 | 9 | - | 14 | 4 | 43 | 5 | 7 | 13 | 4 |
| *CY | | 3 | - | - | 7 | - | 6 | 4 | - | 9 | - |
| SLOWENIEN | | - | - | - | - | - | 61 | - | 21 | 33 | - |
| DARUNTER: LJU | | - | - | - | - | - | 61 | - | 21 | 33 | - |
| KROATIEN | | - | 4 | - | 15 | 1 | 76 | 17 | - | 58 | 13 |
| DARUNTER: ZAG | | - | - | - | 4 | - | 61 | 13 | - | 48 | 13 |
| SPU | | - | 4 | - | 5 | 1 | 13 | - | - | 4 | - |
| PUY | | - | - | - | 6 | - | 2 | 2 | - | 1 | - |
| *HR | | - | - | - | 6 | - | - | 2 | - | 5 | - |
| SERBIEN | | - | - | - | 7 | 5 | 50 | 20 | - | 17 | - |
| DARUNTER: BEG | | - | - | - | 2 | - | 50 | 10 | - | 16 | - |
| *YU | | - | - | - | 5 | 5 | - | 10 | - | 1 | - |
| BOSNIEN-HERZEGOWINA | | - | - | - | - | - | - | - | - | - | - |
| MAZEDONIEN | | 22 | - | - | 21 | 2 | 13 | 16 | - | 2 | - |
| DARUNTER: SKP | | 22 | - | - | 21 | 2 | 13 | 16 | - | 2 | - |
| UNGARN | | 36 | - | - | 39 | 31 | 121 | 50 | 17 | 124 | 69 |
| DARUNTER: BUD | | 36 | - | - | 39 | 31 | 121 | 50 | 16 | 123 | 69 |
| ALBANIEN | | - | - | - | - | - | 17 | - | - | - | - |
| DARUNTER: TIA | | - | - | - | - | - | 17 | - | - | - | - |
| TSCHECH REP | | 49 | 24 | - | 42 | 34 | 113 | 28 | 77 | 53 | 1 |
| DARUNTER: PRG | | 49 | 24 | - | 42 | 33 | 112 | 28 | 77 | 53 | - |
| SLOWAKEI | | - | - | - | - | - | 1 | - | - | 1 | - |
| RUMAENIEN | | - | - | - | 8 | 6 | 83 | 2 | 1 | 32 | - |
| DARUNTER: BUH | | - | - | - | 4 | - | 73 | - | - | 28 | - |
| CND | | - | - | - | 4 | - | 2 | - | - | 4 | - |
| *RO | | - | - | - | - | 6 | 8 | 2 | 1 | - | - |
| BULGARIEN | | 9 | 12 | - | 13 | 2 | 55 | 5 | 9 | 37 | 3 |
| DARUNTER: SOF | | - | - | - | - | 1 | 48 | - | - | 35 | - |
| VAR | | 7 | 6 | - | 9 | 1 | 5 | 4 | 3 | 2 | 3 |
| BOJ | | 2 | 6 | - | 4 | - | 2 | 1 | 6 | - | - |
| RUSSLAND | | 63 | 53 | - | 69 | 24 | 328 | 5 | 2 | 71 | 101 |
| DARUNTER: MOW | | 17 | - | - | 60 | 8 | 215 | 1 | - | 57 | 55 |
| LED | | 38 | 4 | - | 9 | 2 | 78 | - | - | 14 | 46 |
| OVV | | - | 14 | - | - | - | 8 | - | - | - | - |
| SVX | | - | - | - | - | 3 | 8 | - | - | - | - |
| *RU | | 8 | 35 | - | - | 11 | 10 | 4 | 2 | - | - |
| WEISSRUSSLAND | | 2 | 4 | - | - | 1 | 48 | - | - | 11 | - |
| DARUNTER: MSQ | | - | - | - | - | - | 46 | - | - | 11 | - |
| MOLDAVIEN | | - | - | - | - | - | 22 | - | - | - | - |
| DARUNTER: KIV | | - | - | - | - | - | 22 | - | - | - | - |
| UKRAINE | | - | - | - | - | 1 | 74 | - | - | 9 | - |
| DARUNTER: IEV | | - | - | - | - | 1 | 74 | - | - | 9 | - |
| GEORGIEN | | - | - | - | - | 1 | 17 | - | - | - | 1 |
| DARUNTER: TBS | | - | - | - | - | 1 | 17 | - | - | - | 1 |

JUNI 1996

MIT GEBIETEN AUSSERHALB DEUTSCHLANDS

HERKUNFTSFLUGPLATZ

NACH STRECKENZIELLAND

| BERLIN (THF) | BERLIN (SXF) | SAARBRUECKEN (SCN) | MUENSTER/ OSN. (FMO) | LEIPZIG (LEJ) | DRESDEN (DRS) | ERFURT (ERF) | SONSTIGE | INSGESAMT | BZW. ----- FLUGPLATZ |
|-----------------|-----------------|-----------------------|-------------------------|------------------|------------------|-----------------|----------|-----------|-------------------------|
| 2 | 5 | 1 | 2 | 1 | 42 | - | - | 2 333 | STARTS |
| - | - | - | 1 | 1 | 3 | - | - | 1 452 | ----- |
| - | - | - | - | - | - | - | - | 94 | INSGESAMT |
| - | 5 | 1 | - | - | 39 | - | - | 225 | OESTERREICH |
| - | - | - | 1 | - | - | - | - | 323 | DARUNTER: VIE |
| - | - | - | - | - | - | - | - | 175 | INN |
| 6 | - | 3 | 5 | 6 | 10 | - | - | 62 | LNZ |
| - | - | - | 1 | - | - | - | - | 175 | SZG |
| - | - | - | 1 | - | - | - | - | 62 | GRZ |
| - | - | - | - | - | - | - | - | 3 263 | KLU |
| - | - | - | 1 | 1 | - | - | - | 569 | ITALIEN |
| - | - | - | 1 | - | - | - | - | 1 041 | DARUNTER: ROM |
| - | - | - | - | - | - | - | - | 350 | MIL |
| - | - | - | - | - | - | - | - | 83 | VCE |
| - | - | - | - | - | - | - | - | 53 | TRS |
| - | - | - | - | - | - | - | - | 202 | VRN |
| 1 | - | - | 3 | - | - | - | - | 89 | TRN |
| - | - | - | - | - | - | - | - | 158 | GOA |
| - | - | - | - | - | - | - | - | 179 | FLR |
| - | - | - | - | - | - | - | - | 50 | BLQ |
| - | - | - | - | - | - | - | - | 18 | PSA |
| - | - | 2 | - | 5 | 10 | - | - | 214 | RMI |
| - | - | - | - | - | - | - | - | 16 | NAP |
| - | - | - | - | - | - | - | - | 12 | BDS |
| - | - | 1 | - | - | - | - | - | 18 | SUF |
| - | - | - | - | - | - | - | - | 59 | CAG |
| - | - | - | - | - | - | - | - | 21 | OLB |
| - | - | - | - | - | - | - | - | 70 | FMO |
| 5 | - | - | - | - | - | - | - | 57 | CTA |
| 16 | 75 | 5 | 33 | 80 | 44 | 16 | - | 2 156 | *IT |
| 4 | 4 | - | - | 4 | 6 | - | - | 359 | GRIECHENLAND |
| - | 11 | - | 4 | 13 | 4 | 4 | - | 452 | DARUNTER: ATH |
| - | 10 | - | 4 | 14 | 10 | 4 | - | 211 | SKG |
| 4 | - | - | - | - | - | - | - | 26 | CFU |
| - | - | - | - | - | - | - | - | 46 | JSI |
| 4 | - | - | - | - | - | - | - | 46 | ZTH |
| - | - | - | - | - | - | - | - | 52 | JMK |
| 4 | 8 | - | 4 | 4 | - | - | - | 47 | SMI |
| - | 14 | - | 7 | 16 | 8 | 4 | - | 102 | JTR |
| - | - | - | - | - | - | - | - | 212 | KGS |
| - | 24 | 5 | 14 | 29 | 16 | 4 | - | 52 | RHO |
| 4 | - | - | - | - | - | - | - | 425 | CHQ |
| - | - | - | - | - | - | - | - | 42 | HER |
| - | 4 | - | - | - | - | - | - | 24 | KVA |
| - | 4 | - | - | - | - | - | - | 60 | MJT |
| - | 119 | 10 | 41 | 75 | 42 | 18 | - | 2 839 | *GR |
| - | 22 | - | 2 | - | - | - | - | 281 | TUERKEI |
| - | 25 | - | 11 | - | - | - | - | 1 025 | DARUNTER: ANK |
| - | 6 | - | 4 | 4 | - | - | - | 321 | IST |
| - | 8 | 4 | 8 | 10 | 4 | - | - | 242 | IZM |
| - | 48 | 6 | 16 | 61 | 38 | 17 | - | 877 | DLM |
| - | 10 | - | - | - | - | - | - | 93 | AYT |
| - | 21 | - | - | 10 | 9 | 4 | - | 182 | *TR |
| - | 17 | - | - | 9 | 5 | 4 | - | 144 | ZYPERN |
| - | 4 | - | - | 1 | 4 | - | - | 38 | DARUNTER: LCA |
| - | 4 | - | - | 2 | - | - | - | 121 | *CY |
| - | 4 | - | - | 2 | - | - | - | 121 | SLOWENIEN |
| - | 5 | - | - | 8 | - | - | - | 197 | DARUNTER: LJU |
| - | - | - | - | - | - | - | - | 139 | KROATIEN |
| - | 5 | - | - | - | - | - | - | 27 | DARUNTER: ZAG |
| - | 10 | - | - | 4 | - | - | - | 20 | SPU |
| - | 9 | - | - | 4 | - | - | - | 11 | PUY |
| - | 1 | - | - | - | - | - | - | 109 | *HR |
| - | 1 | - | - | - | - | - | - | 87 | SERBIEN |
| - | 10 | - | - | - | - | - | - | 22 | DARUNTER: BEG |
| - | 10 | - | - | - | - | - | - | 1 | *YU |
| - | - | - | - | - | - | - | - | 86 | BOSNIEN-HERZEGOWINA |
| - | - | - | - | - | - | - | - | 86 | MAZEDONIEN |
| - | - | - | - | 14 | - | - | - | 501 | DARUNTER: SKP |
| - | - | - | - | 14 | - | - | - | 499 | UNGARN |
| - | - | - | - | - | - | - | - | 17 | DARUNTER: BUD |
| - | - | - | - | - | - | - | - | 17 | ALBANIEN |
| 57 | 29 | - | - | - | - | - | - | 507 | DARUNTER: TIA |
| 55 | 29 | - | - | - | - | - | - | 502 | TSCHECH. REP |
| 2 | - | - | - | 5 | 1 | - | - | 10 | DARUNTER: PRG |
| - | 28 | - | - | - | - | - | - | 160 | SLOWAKEI |
| - | 10 | - | - | - | - | - | - | 115 | RUMAENIEN |
| - | 2 | - | - | - | - | - | - | 12 | DARUNTER: BUH |
| - | 16 | - | - | - | - | - | - | 33 | CND |
| - | 71 | - | - | 41 | 21 | 14 | - | 292 | *RO |
| - | 15 | - | - | 1 | - | - | - | 100 | BULGARIEN |
| - | 24 | - | - | 16 | 8 | 7 | - | 95 | DARUNTER: SOF |
| - | 32 | - | - | 23 | 13 | 7 | - | 96 | VAR |
| 1 | 136 | - | - | 9 | 1 | - | - | 863 | BOJ |
| - | 102 | - | - | 9 | 1 | - | - | 525 | RUSSLAND |
| 1 | 26 | - | - | - | - | - | - | 218 | DARUNTER: MOW |
| - | - | - | - | - | - | - | - | 22 | LED |
| - | - | - | - | - | - | - | - | 11 | OVV |
| - | 8 | - | - | - | - | - | - | 78 | SVX |
| - | 14 | - | 1 | - | - | - | - | 81 | *RU |
| - | 14 | - | - | - | - | - | - | 71 | WEISSRUSSLAND |
| - | - | - | - | - | - | - | - | 22 | DARUNTER: MSQ |
| - | - | - | - | - | - | - | - | 22 | MOLDAVIEN |
| - | - | - | - | - | - | - | - | 22 | DARUNTER: KIV |
| - | 13 | - | 1 | - | - | - | - | 98 | UKRAINE |
| - | 13 | - | 1 | - | - | - | - | 98 | DARUNTER: IEV |
| - | 4 | - | - | - | - | - | - | 23 | GEORGIEN |
| - | 4 | - | - | - | - | - | - | 23 | DARUNTER: TBS |

8 FLUGBEWEGUNGEN
8. 2 VERFLECHTUNG IM VERKEHR
8. 2. 1 STARTS

| NACH STRECKENZIELLAND | | VON STRECKEN | | | | | | | | | |
|-----------------------|------------------|-------------------|-----------------|----------------------|---------------------|--------------------|--------------------|--------------------|-------------------|-----------------|--|
| BZW. ----- FLUGPLATZ | HAMBURG (HAM) | HANNOVER (HAJ) | BREMEN (BRE) | DUESSELDORF (DUS) | KOELN/BONN (CGN) | FRANKFURT (FRA) | STUTTGART (STR) | NUERNBERG (NUE) | MUENCHEN (MUC) | BERLIN (TXL) | |
| STARTS | | | | | | | | | | | |
| ----- | | | | | | | | | | | |
| INSGESAMT | | | | | | | | | | | |
| ----- | | | | | | | | | | | |
| ASERBAIDSCHAN | - | - | - | - | - | 8 | - | - | - | - | |
| KASACHSTAN | - | 42 | - | 1 | 10 | 32 | 2 | 7 | - | - | |
| DARUNTER: ALA | - | 42 | - | 1 | 10 | 32 | 2 | 7 | - | - | |
| KIRGISIEN | - | - | - | - | - | 4 | - | - | - | - | |
| USBEKISTAN | - | - | - | - | - | 24 | - | - | - | - | |
| DARUNTER: TAS | - | - | - | - | - | 24 | - | - | - | - | |
| E U R O P A | 2 938 | 1 836 | 679 | 4 905 | 2 572 | 9 531 | 2 676 | 1 280 | 5 412 | 2 019 | |
| DARUNTER: EU-LAENDER | 2 130 | 1 273 | 570 | 3 797 | 1 928 | 6 670 | 1 997 | 891 | 4 121 | 1 357 | |
| AEGYPTEN | 4 | - | - | 15 | 9 | 112 | 12 | - | 29 | 4 | |
| DARUNTER: CAI | - | - | - | - | 4 | 76 | 1 | - | 1 | - | |
| LXR | 4 | - | - | 8 | 5 | 4 | 7 | - | 8 | 4 | |
| HRG | - | - | - | 3 | - | 22 | 1 | - | 16 | - | |
| *EG | - | - | - | 4 | - | 1 | 3 | - | 4 | - | |
| LIBYEN | - | - | - | - | 2 | - | 1 | - | - | - | |
| TUNESIEN | 30 | 35 | 12 | 69 | 12 | 113 | 47 | 29 | 65 | 29 | |
| DARUNTER: TUN | 8 | 4 | - | 6 | - | 52 | 3 | - | 6 | - | |
| DJE | 6 | 8 | 4 | 14 | 4 | 20 | 16 | 6 | 15 | 4 | |
| MIR | 16 | 23 | 8 | 45 | 8 | 38 | 28 | 23 | 41 | 25 | |
| *TN | - | - | - | 4 | - | 3 | - | - | 3 | - | |
| ALGERIEN | - | - | - | - | - | 12 | - | - | - | - | |
| DARUNTER: ALG | - | - | - | - | - | 12 | - | - | - | - | |
| MAROKKO | 4 | 4 | - | 10 | 2 | 53 | 8 | 3 | 8 | 4 | |
| DARUNTER: CAS | - | - | - | - | - | 34 | - | - | 7 | - | |
| AGA | 4 | 4 | - | 8 | - | 8 | 8 | 3 | 7 | 4 | |
| SENEGAL | - | - | - | - | - | 17 | - | - | - | - | |
| DARUNTER: DKR | - | - | - | - | - | 17 | - | - | - | - | |
| GHANA | - | - | - | 4 | - | 9 | - | - | - | - | |
| DARUNTER: ACC | - | - | - | 4 | - | 9 | - | - | - | - | |
| NIGERIA | - | - | - | - | - | 10 | - | - | - | - | |
| AETHIOPIEN | - | - | - | - | - | 17 | - | - | - | - | |
| DARUNTER: ADD | - | - | - | - | - | 17 | - | - | - | - | |
| KENIA | - | - | - | 8 | - | 43 | - | - | 10 | - | |
| DARUNTER: MBO | - | - | - | - | - | 34 | - | - | - | - | |
| MBA | - | - | - | 8 | - | 9 | - | - | 10 | - | |
| SIMBABWE | - | - | - | - | - | 4 | - | - | - | - | |
| NAMIBIA | - | - | - | - | - | 13 | - | - | 4 | - | |
| DARUNTER: WDH | - | - | - | - | - | 13 | - | - | 4 | - | |
| SESCHELLEN | - | - | - | - | - | 10 | - | - | - | - | |
| MAURITIUS | - | - | - | - | - | - | - | - | 8 | - | |
| SUEDAFRIKA | - | - | - | - | - | 60 | - | - | 9 | - | |
| DARUNTER: JNB | - | - | - | - | - | 56 | - | - | 5 | - | |
| A F R I K A | 38 | 39 | 12 | 106 | 25 | 473 | 68 | 32 | 133 | 37 | |
| KANADA | 8 | - | - | 13 | 7 | 226 | - | - | - | - | |
| DARUNTER: YMQ | - | - | - | - | - | 25 | - | - | - | - | |
| YTO | - | - | - | 10 | - | 83 | - | - | - | - | |
| YVR | - | - | - | - | - | 44 | - | - | - | - | |
| YQC | 4 | - | - | 2 | - | 60 | - | - | - | - | |
| YQX | - | - | - | - | 7 | 9 | - | - | - | - | |
| USA | 1 | - | - | 95 | 76 | 1 138 | - | - | 156 | 30 | |
| DARUNTER: NYC | - | - | - | 34 | 41 | 276 | - | - | 30 | 30 | |
| CHI | - | - | - | 23 | - | 113 | - | - | 30 | - | |
| BOS | - | - | - | - | - | 72 | - | - | - | - | |
| PHL | - | - | - | - | 19 | 31 | - | - | 30 | - | |
| WAS | - | - | - | - | - | 90 | - | - | - | - | |
| DET | - | - | - | - | - | 67 | - | - | - | - | |
| PIT | - | - | - | - | - | 30 | - | - | - | - | |
| CVG | - | - | - | - | - | 29 | - | - | - | - | |
| ATL | - | - | - | - | - | 97 | - | - | 30 | - | |
| MIA | - | - | - | 9 | - | 61 | - | - | 13 | - | |
| ORL | - | - | - | 5 | - | 30 | - | - | - | - | |
| *U2 | - | - | - | 13 | 4 | 8 | - | - | - | - | |
| DAL | - | - | - | - | - | 60 | - | - | - | - | |
| SFO | - | - | - | 4 | - | 31 | - | - | 15 | - | |
| LAX | 1 | - | - | 7 | 4 | 75 | - | - | - | - | |
| ANC | - | - | - | - | - | 25 | - | - | 4 | - | |
| FAI | - | - | - | - | - | 21 | - | - | - | - | |
| MEXIKO | - | - | - | 7 | 4 | 25 | - | - | - | - | |
| DARUNTER: MEX | - | - | - | - | - | 21 | - | - | - | - | |
| *MX | - | - | - | 5 | 4 | 4 | - | - | - | - | |
| GUATEMALA | - | - | - | 1 | 1 | - | - | - | - | - | |
| COSTA RICA | - | - | - | - | - | - | - | - | - | - | |
| KUBA | - | - | - | 4 | - | 4 | - | - | - | - | |
| BAHAMAS | - | - | - | - | - | 9 | - | - | - | - | |
| JAMAICA | - | - | - | 4 | - | 3 | - | - | - | - | |
| DOMINIK. REP. | 12 | - | - | 31 | 4 | 24 | 3 | - | 15 | - | |
| DARUNTER: POP | 3 | - | - | 9 | - | 9 | - | - | 1 | - | |
| *DO | 9 | - | - | 18 | 4 | 13 | 3 | - | 11 | - | |
| TRINID. U. TOB. | - | - | - | - | - | 1 | - | - | - | - | |
| ST. LUCIA | - | - | - | - | - | 7 | - | - | - | - | |
| KOLUMBIEN | - | - | - | - | - | 22 | - | - | - | - | |
| DARUNTER: BOG | - | - | - | - | - | 22 | - | - | - | - | |
| VENEZUELA | - | - | - | 4 | 4 | 21 | - | - | - | - | |
| DARUNTER: CCS | - | - | - | - | - | 16 | - | - | - | - | |
| PMV | - | - | - | 4 | 4 | 5 | - | - | - | - | |
| BRASILLEN | - | - | - | - | 3 | 65 | - | - | - | - | |
| DARUNTER: RIO | - | - | - | - | - | 26 | - | - | - | - | |
| SAO | - | - | - | - | - | 39 | - | - | - | - | |
| ARGENTINIEN | - | - | - | - | - | 13 | - | - | - | - | |
| DARUNTER: BUE | - | - | - | - | - | 13 | - | - | - | - | |

| HERKUNFTSFLUGPLATZ | | | | | | | | NACH STRECKENZIELLAND | |
|----------------------|-----------------------|-------------------------|------------------|------------------|-----------------|----------|-----------|-----------------------|----------------------|
| B E R L I N (THF) | SAARBRUECKEN (SCN) | MUENSTER/ OSN. (FMO) | LEIPZIG (LEJ) | DRESDEN (DRS) | ERFURT (ERF) | SONSTIGE | INSGESAMT | BZW. ----- | FLUGPLATZ |
| - | - | - | - | - | - | - | 8 | | STARTS |
| - | - | 1 | - | - | - | - | 95 | | INSGESAMT |
| - | - | 1 | - | - | - | - | 95 | | ASERBAIDSCHAN |
| - | - | - | - | - | - | - | 4 | | KASACHSTAN |
| - | - | - | - | - | - | - | 24 | | DARUNTER: ALA |
| - | - | - | - | - | - | - | 24 | | KIRGISIEN |
| - | - | - | - | - | - | - | 24 | | USBEKISTAN |
| - | - | - | - | - | - | - | 24 | | DARUNTER: TAS |
| 570 | 839 | 188 | 369 | 614 | 436 | 102 | 36 966 | | E U R O P A |
| 377 | 312 | 176 | 273 | 360 | 237 | 66 | 26 535 | | DARUNTER: EU-LAENDER |
| - | 13 | - | - | 12 | - | - | 210 | | AEGYPTEN |
| - | 5 | - | - | - | - | - | 87 | | DARUNTER: CAI |
| - | - | - | - | 4 | - | - | 44 | | LXR |
| - | 8 | - | - | 8 | - | - | 58 | | HRG |
| - | - | - | - | - | - | - | 12 | | *EG |
| - | - | - | - | - | - | - | 3 | | LIBYEN |
| - | 46 | 9 | 16 | 51 | 28 | 14 | 605 | | TUNESIEN |
| - | 11 | - | - | 4 | 3 | - | 97 | | DARUNTER: TUN |
| - | 6 | 3 | 4 | 9 | 2 | 3 | 124 | | DJE |
| - | 26 | 6 | 12 | 38 | 23 | 11 | 371 | | MIR |
| - | 3 | - | - | - | - | - | 13 | | *TN |
| - | - | - | - | - | - | - | 12 | | ALGERIEN |
| - | - | - | - | - | - | - | 12 | | DARUNTER: ALG |
| - | 4 | - | - | 7 | 4 | - | 111 | | MAROKKO |
| - | - | - | - | - | - | - | 34 | | DARUNTER: CAS |
| - | 4 | - | - | 7 | 4 | - | 61 | | AGA |
| - | - | - | - | - | - | - | 17 | | SENEGAL |
| - | - | - | - | - | - | - | 17 | | DARUNTER: DKR |
| - | - | - | - | - | - | - | 13 | | GHANA |
| - | - | - | - | - | - | - | 13 | | DARUNTER: ACC |
| - | - | - | - | - | - | - | 10 | | NIGERIA |
| - | - | - | - | - | - | - | 17 | | AETHIOPIEN |
| - | - | - | - | - | - | - | 17 | | DARUNTER: ADD |
| - | 3 | - | - | - | - | - | 64 | | KENIA |
| - | - | - | - | - | - | - | 34 | | DARUNTER: NBO |
| - | 3 | - | - | - | - | - | 30 | | MBA |
| - | - | - | - | - | - | - | 4 | | SIMBABWE |
| - | - | - | - | - | - | - | 17 | | NAMIBIA |
| - | - | - | - | - | - | - | 17 | | DARUNTER: WDH |
| - | - | - | - | - | - | - | 10 | | SESCHELLEN |
| - | - | - | - | - | - | - | 8 | | MAURITIUS |
| - | - | - | - | - | - | - | 69 | | SUEDAFRIKA |
| - | - | - | - | - | - | - | 61 | | DARUNTER: JNB |
| - | 66 | 9 | 16 | 70 | 32 | 14 | 1 170 | | A F R I K A |
| - | 3 | - | - | - | - | - | 257 | | KANADA |
| - | - | - | - | - | - | - | 25 | | DARUNTER: YMQ |
| - | - | - | - | - | - | - | 93 | | YTO |
| - | - | - | - | - | - | - | 44 | | YVR |
| - | - | - | - | - | - | - | 66 | | YXC |
| - | 3 | - | - | - | - | - | 19 | | YQX |
| - | - | - | - | - | 1 | - | 1 497 | | USA |
| - | - | - | - | - | - | - | 411 | | DARUNTER: NYC |
| - | - | - | - | - | - | - | 166 | | CHI |
| - | - | - | - | - | - | - | 72 | | BOS |
| - | - | - | - | - | - | - | 80 | | PHL |
| - | - | - | - | - | - | - | 90 | | WAS |
| - | - | - | - | - | - | - | 67 | | DET |
| - | - | - | - | - | - | - | 30 | | PIT |
| - | - | - | - | - | - | - | 29 | | CVG |
| - | - | - | - | - | - | - | 127 | | ATL |
| - | - | - | - | - | - | - | 83 | | MIA |
| - | - | - | - | - | - | - | 35 | | ORL |
| - | - | - | - | - | - | - | 25 | | *U2 |
| - | - | - | - | - | - | - | 60 | | DAL |
| - | - | - | - | - | - | - | 50 | | SFO |
| - | - | - | - | - | - | - | 87 | | LAX |
| - | - | - | - | - | - | - | 29 | | ANC |
| - | - | - | - | - | - | - | 21 | | FAI |
| - | - | 2 | - | - | - | - | 38 | | MEXIKO |
| - | - | - | - | - | - | - | 21 | | DARUNTER: MEX |
| - | - | 2 | - | - | - | - | 15 | | *MX |
| - | - | - | - | - | - | - | 2 | | GUATEMALA |
| - | - | - | - | - | - | - | 1 | | COSTA RICA |
| - | - | - | - | - | - | - | 8 | | KUBA |
| - | - | - | - | - | - | - | 9 | | BAHAMAS |
| - | - | - | - | - | - | - | 7 | | JAMAICA |
| - | - | - | - | - | - | - | 97 | | DOMINIK. REP |
| - | 8 | - | - | - | - | - | 26 | | DARUNTER: POP |
| - | 4 | - | - | - | - | - | 62 | | *DO |
| - | 4 | - | - | - | - | - | 1 | | TRINID. U. TOB. |
| - | - | - | - | - | - | - | 7 | | ST. LUCIA |
| - | - | - | - | - | - | - | 22 | | KOLUMBIEN |
| - | - | - | - | - | - | - | 22 | | DARUNTER: BOG |
| - | - | - | - | - | - | - | 29 | | VENEZUELA |
| - | - | - | - | - | - | - | 16 | | DARUNTER: CCS |
| - | - | - | - | - | - | - | 13 | | PMV |
| - | - | - | - | - | - | - | 68 | | BRASILIEN |
| - | - | - | - | - | - | - | 26 | | DARUNTER: RIO |
| - | - | - | - | - | - | - | 39 | | SAO |
| - | - | - | - | - | - | - | 13 | | ARGENTINIEN |
| - | - | - | - | - | - | - | 13 | | DARUNTER: BUE |

8 FLUGBEWEGUNGEN

8. 2 VERFLECHTUNG IM VERKEHR

8. 2. 1 STARTS

VON STRECKEN

NACH STRECKENZIELLAND

| BZW. ----- FLUGPLATZ | HAMBURG (HAM) | HANNOVER (HAJ) | BREMEN (BRE) | DUESSELDORF (DUS) | KOELN/BONN (CGN) | FRANKFURT (FRA) | STUTTGART (STR) | NUERNBERG (NUE) | MUENCHEN (MUC) | BERLIN (TXL) |
|-----------------------|------------------|-------------------|-----------------|----------------------|---------------------|--------------------|--------------------|--------------------|-------------------|-----------------|
| STARTS | | | | | | | | | | |
| ----- | | | | | | | | | | |
| INSGESAMT | | | | | | | | | | |
| A M E R I K A | 21 | - | - | 159 | 99 | 1 558 | 3 | - | 171 | 30 |
| LIBANON | - | - | - | - | - | 12 | - | - | - | - |
| DARUNTER: BEY | - | - | - | - | - | 12 | - | - | - | - |
| ISRAEL | - | 4 | - | 1 | 10 | 74 | 6 | - | 44 | - |
| DARUNTER: TLV | - | 4 | - | 1 | 10 | 74 | 6 | - | 40 | - |
| JORDANIEN | - | - | - | - | - | 13 | - | - | 4 | 9 |
| DARUNTER: AMM | - | - | - | - | - | 13 | - | - | 4 | 9 |
| SYRIEN | - | - | - | - | - | 26 | - | - | 4 | - |
| DARUNTER: DAM | - | - | - | - | - | 21 | - | - | 4 | - |
| ALP | - | - | - | - | - | 5 | - | - | - | - |
| IRAN | 9 | - | - | - | - | 42 | - | - | - | - |
| DARUNTER: THR | 9 | - | - | - | - | 42 | - | - | - | - |
| KUWEIT | - | - | - | - | - | 45 | - | - | 5 | - |
| DARUNTER: KWI | - | - | - | - | - | 45 | - | - | 5 | - |
| BAHRAIN | - | - | - | - | - | 25 | - | - | - | - |
| DARUNTER: BAH | - | - | - | - | - | 25 | - | - | - | - |
| KATAR | - | - | - | - | 1 | 5 | - | - | - | - |
| SAUDI-ARAB | - | - | - | - | 1 | 44 | - | - | - | - |
| DARUNTER: JED | - | - | - | - | 1 | 22 | - | - | - | - |
| RUH | - | - | - | - | - | 18 | - | - | - | - |
| JEMEN | - | - | - | - | 1 | - | - | - | - | - |
| OMAN | - | 1 | - | - | 1 | - | - | - | 1 | - |
| V.A. EMIRATE | - | - | - | - | - | 150 | - | - | - | - |
| DARUNTER: SHJ | - | - | - | - | - | 34 | - | - | - | - |
| DXB | - | - | - | - | - | 107 | - | - | - | - |
| PAKISTAN | - | - | - | - | - | 32 | - | - | - | - |
| DARUNTER: KHI | - | - | - | - | - | 13 | - | - | - | - |
| INDIEN | - | - | - | - | - | 133 | - | - | - | - |
| DARUNTER: DEL | - | - | - | - | - | 61 | - | - | - | - |
| BOM | - | - | - | - | - | 59 | - | - | - | - |
| MAA | - | - | - | - | - | 13 | - | - | - | - |
| SRI LANKA | - | - | - | - | - | 16 | - | - | 13 | - |
| DARUNTER: CMB | - | - | - | - | - | 16 | - | - | 13 | - |
| MALEDIVEN | - | - | - | 4 | - | - | - | - | 5 | - |
| THAILAND | - | - | - | - | - | 135 | - | - | 12 | - |
| DARUNTER: BKK | - | - | - | - | - | 135 | - | - | 12 | - |
| MALAYSIA | - | - | - | - | - | 17 | - | - | 8 | - |
| DARUNTER: KUL | - | - | - | - | - | 17 | - | - | 8 | - |
| SINGAPUR | - | - | - | - | - | 77 | - | - | - | - |
| DARUNTER: SIN | - | - | - | - | - | 77 | - | - | - | - |
| INDONESIEN | - | - | - | - | - | 4 | - | - | - | - |
| HONGKONG (BRIT) | - | - | - | - | - | 63 | - | - | - | - |
| DARUNTER: HKG | - | - | - | - | - | 63 | - | - | - | - |
| JAPAN | - | - | - | - | - | 95 | - | - | 12 | - |
| DARUNTER: TYO | - | - | - | - | - | 77 | - | - | - | - |
| OSA | - | - | - | - | - | 18 | - | - | 12 | - |
| KOREA REP. | - | - | - | - | - | 44 | - | - | - | - |
| DARUNTER: SEL | - | - | - | - | - | 44 | - | - | - | - |
| CHINA | - | - | - | - | - | 47 | - | - | - | - |
| DARUNTER: PEK | - | - | - | - | - | 43 | - | - | - | - |
| A S I E N | 9 | 5 | - | 5 | 14 | 1 099 | 6 | - | 108 | 9 |
| I N S G E S A M T .. | 3 006 | 1 880 | 691 | 5 175 | 2 710 | 12 661 | 2 753 | 1 312 | 5 824 | 2 095 |

JUNI 1996

MIT GEBIETEN AUSSERHALB DEUTSCHLANDS

| HERKUNFTSFLUGPLATZ | | | | | | | | NACH STRECKENZIELLAND | |
|--------------------|-----------------|-----------------------|-------------------------|------------------|------------------|-----------------|----------|-----------------------|--|
| BERLIN (THF) | BERLIN (SXF) | SAARBRUECKEN (SCN) | MUENSTER/ OSN. (FMO) | LEIPZIG (LEJ) | DRESDEN (DRS) | ERFURT (ERF) | SONSTIGE | INSGESAMT | BZW. ----- FLUGPLATZ |
| 1 | 11 | 2 | - | - | 1 | - | - | 2 056 | STARTS ----- INSGESAMT ----- A M E R I K A |
| - | 6 | - | - | - | - | - | - | 18 | LIBANON |
| - | 6 | - | - | - | - | - | - | 18 | DARUNTER: BEY |
| - | 8 | - | - | - | - | - | - | 147 | ISRAEL |
| - | 8 | - | - | - | - | - | - | 143 | DARUNTER: TLV |
| - | - | - | - | - | - | - | - | 26 | JORDANIEN |
| - | - | - | - | - | - | - | - | 26 | DARUNTER: AMM |
| - | 9 | - | - | - | - | - | - | 39 | SYRIEN |
| - | - | - | - | - | - | - | - | 25 | DARUNTER: DAM |
| - | 9 | - | - | - | - | - | - | 14 | ALP |
| - | - | - | - | - | - | - | - | 51 | IRAN |
| - | - | - | - | - | - | - | - | 51 | DARUNTER: THR |
| - | - | - | - | - | - | - | - | 50 | KUWEIT |
| - | - | - | - | - | - | - | - | 50 | DARUNTER: KWI |
| - | - | - | - | - | - | - | - | 25 | BAHRAIN |
| - | - | - | - | - | - | - | - | 25 | DARUNTER: BAH |
| - | - | - | - | - | - | - | - | 6 | KATAR |
| - | - | - | - | - | - | - | - | 45 | SAUDI-ARAB. |
| - | - | - | - | - | - | - | - | 23 | DARUNTER: JED |
| - | - | - | - | - | - | - | - | 18 | RUH |
| - | - | - | - | - | - | - | - | 1 | JEMEN |
| - | - | - | - | - | - | - | - | 3 | OMAN |
| - | - | - | - | - | - | - | - | 150 | V. A. EMIRATE |
| - | - | - | - | - | - | - | - | 34 | DARUNTER: SHJ |
| - | - | - | - | - | - | - | - | 107 | DXB |
| - | - | - | - | - | - | - | - | 32 | PAKISTAN |
| - | - | - | - | - | - | - | - | 13 | DARUNTER: KHI |
| - | - | - | - | - | - | - | - | 133 | INDIEN |
| - | - | - | - | - | - | - | - | 61 | DARUNTER: DEL |
| - | - | - | - | - | - | - | - | 59 | BOM |
| - | - | - | - | - | - | - | - | 13 | MAA |
| - | - | - | - | - | - | - | - | 29 | SRI LANKA |
| - | - | - | - | - | - | - | - | 29 | DARUNTER: CMB |
| - | - | - | - | - | - | - | - | 9 | MALEDIVEN |
| - | - | - | - | - | - | - | - | 147 | THAILAND |
| - | - | - | - | - | - | - | - | 147 | DARUNTER: BKK |
| - | - | - | - | - | - | - | - | 25 | MALAYSIA |
| - | - | - | - | - | - | - | - | 25 | DARUNTER: KUL |
| - | - | - | - | - | - | - | - | 77 | SINGAPUR |
| - | - | - | - | - | - | - | - | 77 | DARUNTER: SIN |
| - | - | - | - | - | - | - | - | 4 | INDONESIEN |
| - | - | - | - | - | - | - | - | 63 | HONGKONG (BRIT) |
| - | - | - | - | - | - | - | - | 63 | DARUNTER: HKG |
| - | - | - | - | - | - | - | - | 107 | JAPAN |
| - | - | - | - | - | - | - | - | 77 | DARUNTER: TYO |
| - | - | - | - | - | - | - | - | 30 | OSA |
| - | - | - | - | - | - | - | - | 44 | KOREA REP. |
| - | - | - | - | - | - | - | - | 44 | DARUNTER: SEL |
| - | 4 | - | - | - | - | - | - | 51 | CHINA |
| - | 4 | - | - | - | - | - | - | 47 | DARUNTER: PEK |
| - | 27 | - | - | - | - | - | - | 1 282 | A S I E N |
| 571 | 943 | 199 | 385 | 684 | 469 | 116 | - | 41 474 | I N S G E S A M T |

Fachserie 8: Verkehr

Reihe 1: Güterverkehr der Verkehrswege

Im *Vierteljahresbericht* werden die Ergebnisse der Gütertransportstatistiken (vor allem beförderten Tonnen nach Versand und Empfang) vergleichend dargestellt. Während für die Verkehrswege Seeschifffahrt und Luftfahrt nur wichtige Eckdaten enthalten sind, werden die drei Landverkehrsträger Eisenbahn, Straße und Binnenschifffahrt ausführlich im Vergleich nachgewiesen. Die Ergebnisse werden nach Gütergruppen, Verkehrsbezirken und Hauptverkehrsbeziehungen differenziert. Ferner wird der Verkehr in Rohrfernleitungen dargestellt.

Der *Jahresbericht* ist wesentlich tiefer gegliedert. In ihm sind zusätzlich lange Reihen zur Güterverkehrsentwicklung und Tabellen zum Güterverkehr nach Entfernungsstufen und zur tonnenkilometrischen Leistung enthalten. Die Darstellung der Güterverflechtung nach Verkehrsgebieten untereinander und der Grenzüberschreitende Verkehr nach Verkehrsbezirken im Ausland nimmt breiten Raum ein. Außerdem wird eine Verflechtungstabelle zum Durchgangsverkehr nachgewiesen.

Reihe 2: Eisenbahnverkehr

In *monatlicher* Erscheinungsfolge werden für den öffentlichen schienengebundenen Verkehr der Deutschen Bahn AG und der Regionaleisenbahngesellschaften die wichtigsten Zahlen über Verkehrsleistungen und Verkehrseinnahmen im Personen- und Güterverkehr nachgewiesen. Regional sind die Ergebnisse des Güterverkehrs nach Hauptverkehrsbeziehungen, Verkehrsgebieten und -bezirken aufgeschlüsselt.

Im *Jahresbericht* werden – neben tiefer gegliederten Ergebnissen – Angaben über die Struktur der Unternehmen, den Bestand an Verkehrsmitteln und -einrichtungen sowie über Bahnbetriebsunfälle mit Personenschaden ausgewiesen. Ferner finden sich Angaben über den Personalbestand nach dem Beschäftigungsverhältnis und den betrieblichen Einsatz.

Reihe 3: Straßenpersonenverkehr

Der *Vierteljahresbericht* enthält Angaben über die Betriebs- und Verkehrsleistungen (Wagenkilometer, beförderte Personen, Personenkilometer) sowie die Umsatzsteuerpflichtigen Einnahmen (ohne Einnahmen aus dem Freigestellten Schülerverkehr) der Straßenverkehrsunternehmen (ohne Kleinunternehmen mit weniger als 6 Bussen) im Berichtsvierteljahr.

Im *Jahresbericht* sind entsprechende Nachweisungen für das Berichtsjahr enthalten; zusätzlich werden für alle Unternehmen Vorjahresergebnisse über die Umsätze einschließlich der Einnahmen aus dem Freigestellten Schülerverkehr und der Ausgleichszahlungen der öffentlichen Hand für Beförderungen von Schwerbehinderte und Schülern (Ausbildungsverkehr) und der Vergütungen für durchgeführte Auftragsfahrten dargestellt. Außerdem werden Strukturdaten der Unternehmen am Stichtag des Berichtsjahres (Linien- und Fahrzeugbestände, Personal) nachgewiesen.

Reihe 4: Binnenschifffahrt

Die *monatlichen* Nachweisungen erstrecken sich auf den Güterverkehr auf Binnenwasserstraßen, den Güterumschlag in Binnenhäfen, den Durchgangsverkehr sowie den Güterverkehr der Bundesländer nach Hauptverkehrsbeziehungen.

Der *Jahresbericht* enthält weitergehende Nachweisungen des Güterverkehrs nach Verkehrsbezirken. Außerdem werden Unternehmen, deren verfügbaren Schiffe, Beschäftigte und Umsätze in der Binnenschifffahrt, der Bestand an Binnenschiffen der Bundesrepublik Deutschland sowie Schiffsunfälle dargestellt.

Reihe 5: Seeschifffahrt

Im *Monatsbericht* werden Schiffs- und Güterverkehr über See nach Häfen, Flaggen und Verkehrsrichtungen, der Verkehr auf dem Nord-Ostsee-Kanal, der Containerverkehr über See mit Häfen außerhalb des Bundesgebietes und der Bestand an Seeschiffen unter der Flagge der Bundesrepublik Deutschland nachgewiesen.

Der *Jahresbericht* enthält weitergehende Nachweisungen sowie zusätzlich die Aufteilung des Güterverkehrs nach Verkehrsbezirken und Angaben über das Bordpersonal.

Reihe 6: Luftverkehr

Der *Monatsbericht* umfaßt den Personen-, Güter- und Postverkehr mit Luftfahrzeugen sowie Starts und Landungen nach Flughäfen. Diese Ergebnisse sind im *Jahresbericht* differenzierter aufgegliedert, wobei zusätzlich noch Angaben aus der Unternehmensstatistik (Unternehmen, Beschäftigte, Luftfahrzeugbestand, Umsatz) und über den nichtgewerblichen Luftverkehr gebracht werden.

Reihe 7: Verkehrsunfälle

Der *Monatsbericht* (ca. 50 Seiten) enthält Angaben über Unfälle nach Straßenarten, Unfallarten und -typen, Kalendertagen, Ländern, Großstädten sowie über Verunglückte und Unfallbeteiligte nach Art der Verkehrsteilnahme. Ferner sind Unfallursachen und Unfälle des Auslandes dargestellt. Dabei werden die aktuellsten Monatsergebnisse mit dem kumulierten Jahresteil und die vergleichbaren Zeitabschnitte des Vorjahres nachgewiesen.

Der *Jahresbericht* mit rd. 450 Seiten ist wesentlich tiefer gegliedert und bringt Angaben über Unfälle und Verunglückte nach Unfallart und -typ, nach Straßenart und Ortslage, nach Monat, nach Unfallverursachung unterschieden nach dem Geschlecht und den Unfallursachen (Fehlverhalten der Verkehrsteilnehmer sowie technische Mängel und andere Ursachen). Ab 1985 sind auch Auswertungen über Alkoholunfälle und deren Folgen, Autobahnunfälle, Lichtverhältnisse und Straßenzustand zum Unfallzeitpunkt sowie über das Fehlverhalten der Fahrzeugführer und ihrem Alter enthalten.

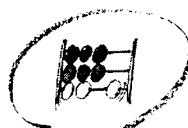
Die Entwicklung des Unfallgeschehens wird in einer Vielzahl von Zeitreihen für die wichtigsten Unfallmerkmale verdeutlicht. Angaben für über 100 Länder sind im internationalen Teil zusammengestellt. Methodische Erläuterungen und Bezugswerte zum Unfallgeschehen (Bevölkerung, Straßenlänge, Fahrzeugbestände, Fahrleistungen, Gurtanlagequoten usw.) sind im Anhang aufgeführt.

Klassifikationen

Klassifikation der Wirtschaftszweige mit Erläuterungen, Ausgabe 1993

Güterverzeichnis für die Verkehrsstatistik, Ausgabe 1969

Verzeichnis der Verkehrsbezirke und Häfen, Ausgabe 1980



Statistisches Bundesamt
Gustav-Stresemann-Ring 11
65189 Wiesbaden

Veröffentlichungen und Prospekte sind durch den Verlag METZLER-POESCHEL; Verlagsauslieferung Hermann Leins Postfach 11 52, 72125 Kusterdingen, erhältlich.