


Statistisches Bundesamt

Verkehr



Fachserie 8

Reihe 6

Luftverkehr

Juni 1991

Statistisches Bundesamt
Bibliothek - Dokumentation - Archiv

**METZLER
POESCHEL**

Herausgeber:
Statistisches Bundesamt
Gustav-Stresemann-Ring 11
6200 Wiesbaden 1

Verlag:
Metzler-Poeschel Stuttgart

Verlagsauslieferung:
Hermann Leins GmbH & Co. KG
Holzwiesenstr. 2
Postfach 11 52
7408 Kusterdingen
Telefon: 07071/33046
Telex: 7 262 891 mepo d
Telefax: 07071/33653

Erscheinungsfolge: monatlich

Erschienen im März 1992

Preis: DM 13,60

Bestellnummer: 2080600 - 91106

Copyright: Statistisches Bundesamt, Wiesbaden 1992

Vervielfältigung - außer für gewerbliche Zwecke -
mit Quellenangabe gestattet.

Umweltfreundliches Papier aus 100 % Altpapier

Inhalt

Seite

Textteil

| | |
|--------------------------------|---|
| Erläuterungen | 5 |
| Luftverkehr im Juni 1991 | 7 |

Tabelleenteil

| | | |
|-------|---|----|
| 1 | Gesamtübersicht über den gewerblichen Luftverkehr | 8 |
| 2 | Überblick über den gewerblichen Luftverkehr nach Flugarten | 8 |
| 3 | Flugplatzverkehr | |
| 3.1 | Verkehr auf ausgewählten Flugplätzen | |
| 3.1.1 | Luftfahrzeugbewegungen nach Flugarten | 9 |
| 3.1.2 | Luftfahrzeugbewegungen nach Startgewichtsklassen | 9 |
| 3.1.3 | Personenverkehr | 10 |
| 3.1.4 | Frachtverkehr | 11 |
| 3.1.5 | Postverkehr | 12 |
| 3.1.6 | Durchgang | 13 |
| 3.2 | Verkehr auf sonstigen Flugplätzen | 14 |
| 4 | Verkehrsleistungen | 18 |
| 5 | Personenverkehr | |
| 5.1 | Verflechtung im Verkehr innerhalb des Bundesgebietes | |
| 5.1.1 | Ein- bzw. Aussteiger (von Streckenherkunftsflugplätzen nach Streckenzielflugplätzen) | 20 |
| 5.1.2 | Reisende (von Herkunftsflugplätzen nach Endzielflugplätzen) | 20 |
| 5.1.3 | Einsteiger nach sonstigen deutschen Flugplätzen | 22 |
| 5.1.4 | Aussteiger von sonstigen deutschen Flugplätzen | 24 |
| 5.2 | Verflechtung im Verkehr mit Gebieten außerhalb des Bundesgebietes | |
| 5.2.1 | Einsteiger (von Streckenherkunftsflugplätzen nach Streckenzielländern bzw. -flugplätzen) | 26 |
| 5.2.2 | Aussteiger (von Streckenherkunftsländern bzw. -flugplätzen nach Streckenzielflugplätzen) | 34 |
| 5.2.3 | Reisende (von Herkunftsflugplätzen nach Endzielländern bzw. -flugplätzen) | 42 |
| | Reisende (im Pauschalflugreiseverkehr von Herkunftsflugplätzen nach Endzielländern bzw. -flugplätzen) | 52 |
| 6 | Güterverkehr | |
| 6.2 | Verflechtung im Verkehr mit Gebieten außerhalb des Bundesgebietes | |
| 6.2.1 | Einladung (von Streckenherkunftsflugplätzen nach Streckenzielländern bzw. -flugplätzen) | 56 |
| 6.2.2 | Ausladung (von Streckenherkunftsländern bzw. -flugplätzen nach Streckenzielflugplätzen) | 62 |
| 6.2.3 | Versand (von Herkunftsflugplätzen nach Endzielländern bzw. -flugplätzen) | 68 |
| 6.2.4 | Empfang (von Herkunftsländern bzw. -flugplätzen nach Endzielflugplätzen) | 76 |
| 7 | Luftpostverkehr (nur Jahrespublikation) | |
| 8 | Flugbewegungen | |
| 8.1 | Verflechtung im Verkehr innerhalb des Bundesgebietes | |
| 8.1.1 | Starts bzw. Landungen (von Streckenherkunftsflugplätzen nach Streckenzielflugplätzen) | 84 |
| 8.1.2 | Starts nach sonstigen deutschen Flugplätzen | 86 |
| 8.2 | Verflechtung im Verkehr mit Gebieten außerhalb des Bundesgebietes | |
| 8.2.1 | Starts (von Streckenherkunftsflugplätzen nach Streckenzielländern bzw. -flugplätzen) | 88 |

Die Angaben beziehen sich auf die Bundesrepublik Deutschland
nach dem Gebietsstand ab dem 03.10.1990.

Abweichungen in den Summen durch Runden der Zahlen

Zeichenerklärung

- = nichts vorhanden
- . = Zahlenwert unbekannt
oder geheimzuhalten
- 0 = Weniger als die Hälfte von 1
in der letzten besetzten Stelle,
jedoch mehr als nichts
- x = Tabellenfach gesperrt, weil
Aussage nicht sinnvoll

Abkürzungen

- Mill. = Millionen
- KM (km) = Kilometer
- T (t) = Tonne
- PKM (Pkm) = Personenkilometer
- TKM (tkm) = Tonnenkilometer
- UEB = Sonstige Flugplätze

Abkürzungen für ausgewählte Flugplätze des Bundesgebietes

| IATA-CODE \ | KURZTEXT | VOLLE BEZEICHNUNG |
|-------------|---------------------|------------------------|
| HAM | HAMBURG | Hamburg-Fuhlsbüttel |
| HAJ | HANNOVER | Hannover-Langenhagen |
| BRE | BREMEN | Bremen-Neuenland |
| DUS | DUESSELDORF | Düsseldorf-Lohausen |
| CGN | KOELN/BONN | Köln/Bonn-Wahn |
| FRA | FRANKFURT | Frankfurt-Rhein-Main |
| STR | STUTTGART | Stuttgart-Echterdingen |
| NUE | NUERNBERG | Nürnberg |
| MUC | MUENCHEN | München-Riem |
| BER | BERLIN (TXL) | Berlin-Tegel/Tempelhof |
| SXF | BERLIN (SXF) | Berlin-Schönefeld |
| SCN | SAARBRUECKEN | Saarbrücken-Ensheim |
| FMO | MUENSTER/OSNABRUECK | Münster/Osnabrück |
| LEJ | LEIPZIG | Leipzig-Halle |
| DRS | DRESDEN | Dresden-Klotzsche |

Erläuterungen

Rechtsgrundlage

Die Luftfahrtstatistik beruht auf dem "Gesetz über die Luftfahrtstatistik" vom 30.10.1967 (BGBl. I S. 1053), geändert durch Art. 15 des 1. Statistikbereinigungsgesetzes vom 14. März 1980 (BGBl. I S. 294), und Verordnung zum Gesetz über die Luftfahrtstatistik vom 30. Oktober 1967 (BGBl. I S. 1056), zuletzt geändert durch die 3. Verordnung vom 28. Juni 1982 (BGBl. I S. 915) in Verbindung mit dem Gesetz über die Statistik für Bundeszwecke (Bundesstatistikgesetz - BStatG) vom 22. Januar 1987 (BGBl. I S. 462, 565). Nach diesem Gesetz ist die gesamte zivile Luftfahrt, die mit Flugzeugen, Drehflüglern, Luftschiffen, Motorsegelern, Segelflugzeugen und bemannten Ballonen betrieben wird, in die Erhebung einzubeziehen, soweit davon die Flugplätze in der Bundesrepublik Deutschland berührt werden.

Erhebungspapiere

Die Angaben für die Luftfahrtstatistik werden folgenden Erhebungsvordrucken entnommen:

Flugbericht zur statistischen Erfassung des gewerblichen Luftverkehrs auf ausgewählten Flugplätzen

Monatsbericht zur vereinfachten Anmeldung des sonstigen gewerblichen Luftverkehrs auf ausgewählten Flugplätzen

Monatsbericht zur statistischen Erfassung des gewerblichen Verkehrs auf sonstigen Flugplätzen

Jahresbericht zur statistischen Erfassung des nichtgewerblichen Flugbetriebs auf allen Flugplätzen und Segelfluggeländen.

Erhebungsumfang

Personenverkehr

Auf den ausgewählten Flugplätzen werden die Strecken- und Endziele der abfliegenden Passagiere, wie sie in den Flugscheinen vermerkt sind, statistisch erfaßt. Dagegen werden bei der Personenankunft im Verkehr mit dem Ausland nur die Streckenherkünfte erhoben. Aufgrund dieser Erfassungsmethode ist es möglich, die von deutschen Flughäfen abfliegenden Fluggäste einerseits nach Flugstrecken, das ist die Beförderung vom Einsteige- bis zum Aussteigeflughafen, der jeweiligen Fluglinie und andererseits nach Gesamtflugreisen, das ist die Beförderung vom Herkunfts- bis zum Endziel-flughafen, nachzuweisen. Die Erfassung der Gesamtflugreisen ist allerdings nicht in vollem Umfang möglich, da die Umsteiger, die aus dem Ausland ankommen und in ein Flugzeug nach Zielen im Inland oder Ausland umsteigen, nicht

festgestellt werden. Sie werden daher doppelt erfaßt und ausgewiesen, und zwar werden sie bei der Ankunft aus dem Ausland als Aussteiger und beim Abgang (Umsteigen) als Zusteiger nach dem Bundesgebiet oder dem Ausland gezählt.

Auf sonstigen Flugplätzen werden nur die zusteigenden Fluggäste ohne Angabe von Strecken- und Endzielen gezählt.

Frachtverkehr

In der Verkehrsstatistik wird im allgemeinen nur der Einlade- bzw. Ausladeort angeschrieben. In der Statistik des Güterverkehrs mit Luftfahrzeugen wird darüber hinaus im grenzüberschreitenden Verkehr der Flughafen bzw. das Land festgestellt, in dem der Transport des Gutes auf dem Luftwege begann bzw. endete. Diese erweiterte Erfassung ermöglicht die Ausschaltung von Doppelzählungen, die sich durch Umladungen auf deutschen Verkehrsflughäfen ergeben.

Auf den sonstigen Flugplätzen wird nur die Menge der eingeladenen Fracht erhoben.

Postverkehr

Die Ergebnisse des Postumschlags auf den ausgewählten Flugplätzen enthalten Mehrfachzählungen, die durch Umladungen innerhalb der Bundesrepublik Deutschland entstehen.

Verkehrsleistungen

Bei der Berechnung der Verkehrsleistungen (Pkm, tkm) werden alle Flüge einbezogen, die einen ausgewählten Flugplatz berühren. Als Flugkilometer werden alle über dem Bundesgebiet geflogenen Kilometer gezählt, die aufgrund der Großkreisentfernung ermittelt werden.

Tabellenteil

Hinweis:

In den Tabellen 1 bis 3.1 werden die Ergebnisse der Flughäfen Berlin-Schönefeld, Leipzig-Halle und Dresden bis zum Abschluß der laufenden Neuprogrammierung unter "Sonst. Flugplätzen" subsummiert. In den Verkehrsverflechtungstabellen 5 bis 8 konnten die Einzelnachweisungen dieser Flughäfen bereits eingearbeitet werden.

Tabelle 1

Gesamtübersicht über die gewerbliche Luftfahrt (Flüge, Beförderung von Personen, Fracht und Post) einschl. gewerbliche Schulflüge. Unter Flügen sind Flugbewegungen auf Flugteilstrecken zu verstehen; es werden alle Starts und bei Flügen aus dem Ausland die ersten Landungen im Erhebungsgebiet als Flüge gezählt.

Tabelle 2

Gewerblicher Luftverkehr (einschl. gewerbliche Schulflüge) nach Flugarten und Hauptverkehrsbeziehungen. Die Ergebnisse des Personen- und Frachtverkehrs werden sowohl mit als auch ohne die Doppelzählungen dargestellt, die sich durch den Umsteige- bzw. Umladeverkehr ergeben. Im Personenverkehr ist die Ausschaltung der Doppelzählungen nicht in vollem Umfang möglich; die Umsteiger aus dem Ausland in das Ausland oder Inland werden als Auslandsaussteiger und als Auslands- bzw. Inlandszu- steiger - also zweimal - gezählt.

Tabelle 3

Abschnitt 3.1 enthält das Verkehrsaufkommen (Umschlag) im gewerblichen Verkehr (Luftfahrzeugbewegungen, Personen-, Fracht-, Post- und Durchgangsverkehr) der 15 ausgewählten Flugplätze (einschl. gewerbliche Schulflüge).

Im Abschnitt 3.2 wird der gewerbliche Verkehr der sonstigen Flugplätze dargestellt. Die Startzahlen beziehen sich auf alle gewerblichen Flüge (Passagier- und sonstige gewerbliche Flüge, einschl. gewerbliche Schulflüge).

Tabelle 4

Effektive Verkehrsleistung (einschl. gewerbliche Schulflüge), die sich aus dem Produkt von Personen-, Fracht- und Postbeförderung mal den geflogenen Kilometern innerhalb des Bundesgebietes und im grenzüberschreitenden Verkehr den Kilometern bis zur bzw. von der deutschen Grenze ergibt. Außerdem wird die angebotene Kapazität (Sitzplatz- und Nutzlastkilometer) sowie der Ausnutzungsgrad dargestellt.

Tabelle 5

Gewerblicher Personenverkehr der 15 ausgewählten Verkehrsflughäfen des Bundesgebietes. Im Binnenverkehr wird ihr Verkehr untereinander sowie ihr Verkehr mit den sonstigen Flugplätzen beschrieben. Im grenzüberschreitenden Verkehr werden alle Länder sowie Flugplätze (Mindestaufkommen von 1 000 Passagieren im Monat) nachgewiesen.

In den Tabellen 5.2.1 "Einsteiger" und 5.2.2 "Aussteiger" werden die Passagiere nach ihren Ein- und Aussteigeflughäfen auf einem Flug (ohne Umsteigevorgang) nachgewiesen, während sie in der Tabelle 5.2.3 "Reisende" von ihrem ersten deutschen Einsteigeflughafen bis zu

ihrem Endziel verfolgt werden, unabhängig davon ob sie direkt geflogen oder unterwegs umgestiegen sind. Bei den Reisenden werden zusätzlich zum Gesamtergebnis die Passagiere im Pauschalflugreiseverkehr nachgewiesen. In diesen Zahlen sind die Inclusive-Tours Reisenden, die im Linienverkehr befördert werden, nicht enthalten.

Tabelle 6

Gewerblicher Güterverkehr der 15 ausgewählten deutschen Verkehrsflughäfen mit dem Ausland. Der Nachweis des Binnenverkehrs ist nicht möglich.

In den Tabellen 6.2.1 "Einladung" und 6.2.2 "Ausladung" werden alle Ein- und Ausladevorgänge (einschl. Umladungen Inland-Ausland, Ausland-Inland und Ausland-Ausland) nach Streckenherkunft und Streckenziel der Güter dargestellt.

In den Tabellen 6.2.3 "Versand" und 6.2.4 "Empfang" werden dagegen die Umladevorgänge auf den deutschen Flughäfen herausgerechnet, so daß Ausland-Ausland Umladungen nicht erscheinen und Inland-Ausland Umladungen nur einmal gezählt werden. Im "Versand" werden die Güter nach ihrer tatsächlichen Herkunft (erster deutscher Einladehafen) und ihrem Endziel dargestellt. Der "Empfang" stellt analog dazu die Güterströme von ihrer tatsächlichen Herkunft zu ihrem Endziel (letzter deutscher Ausladehafen) dar.

Es wird die Verkehrsverflechtung mit allen Ländern und mit Flugplätzen (Mindestaufkommen 10 t im Monat) dargestellt.

Tabelle 7

Die Luftposteinladung und -ausladung wird ab 1989 in der Jahresveröffentlichung in derselben Gliederung wie die Fracht nach Streckenherkunft und Streckenziel dargestellt.

Tabelle 8

In dieser Tabelle werden ab 1989 die Starts von den 15 ausgewählten Verkehrsflughäfen des Bundesgebietes nach dem ersten Streckenziel- land bzw. Streckenzielflughafen (mindestens 10 Starts im Monat) des Flugzeuges nachgewiesen.

Luftverkehr im Juni 1991

Die Luftfahrtstatistik wurde im Rahmen der Vereinigung zum 1.1.1991 um die im Beitrittsgebiet gelegenen "ausgewählten" Flughäfen Berlin-Schönefeld, Leipzig-Halle und Dresden erweitert, so daß ab 1991 gesamtdeutsche Luftfahrtergebnisse nachgewiesen werden. Da die Verkehrsleistung in der Luftfahrt fast ausschließlich (rd.99%) in Verbindung mit den nunmehr 15 "ausgewählten" Flughäfen erbracht wird, werden die Ergebnisse durch das Fehlen der "sonstigen" Flugplätze im Beitrittsgebiet nicht nennenswert beeinflusst.

Der kontinuierliche Aufwärtstrend der Luftfahrt wurde zum Anfang des Jahres 1991 durch die Ereignisse am Golf unterbrochen. Hierbei sei darauf hingewiesen, daß der starke Militärverkehr aus dieser Region, auch wenn er teilweise von Zivilmaschinen über deutsche Flughäfen im Rahmen von MAC-Flügen (Military Airlift Command) abgewickelt wurde, in der Luftfahrtstatistik nicht erfaßt wird.

Auf den Flugplätzen der Bundesrepublik Deutschland wurde im Juni 1991 insgesamt eine Betriebsleistung von 128 300 gewerblichen Flügen erfaßt. Die Anzahl der Flüge im Linienverkehr nahm gegenüber dem Juni 1990 um 5,7%¹⁾ auf 67 400 zu und im Gelegenheitsverkehr um 9,5%¹⁾ auf 60 300 Flüge ab. Insgesamt wurden dabei im Berichtsmonat 5,8 Mill. Fluggäste (-4,0%¹⁾), 92 300 t Fracht (-3,6%¹⁾) und 15 400 t Post (+17%¹⁾) befördert.

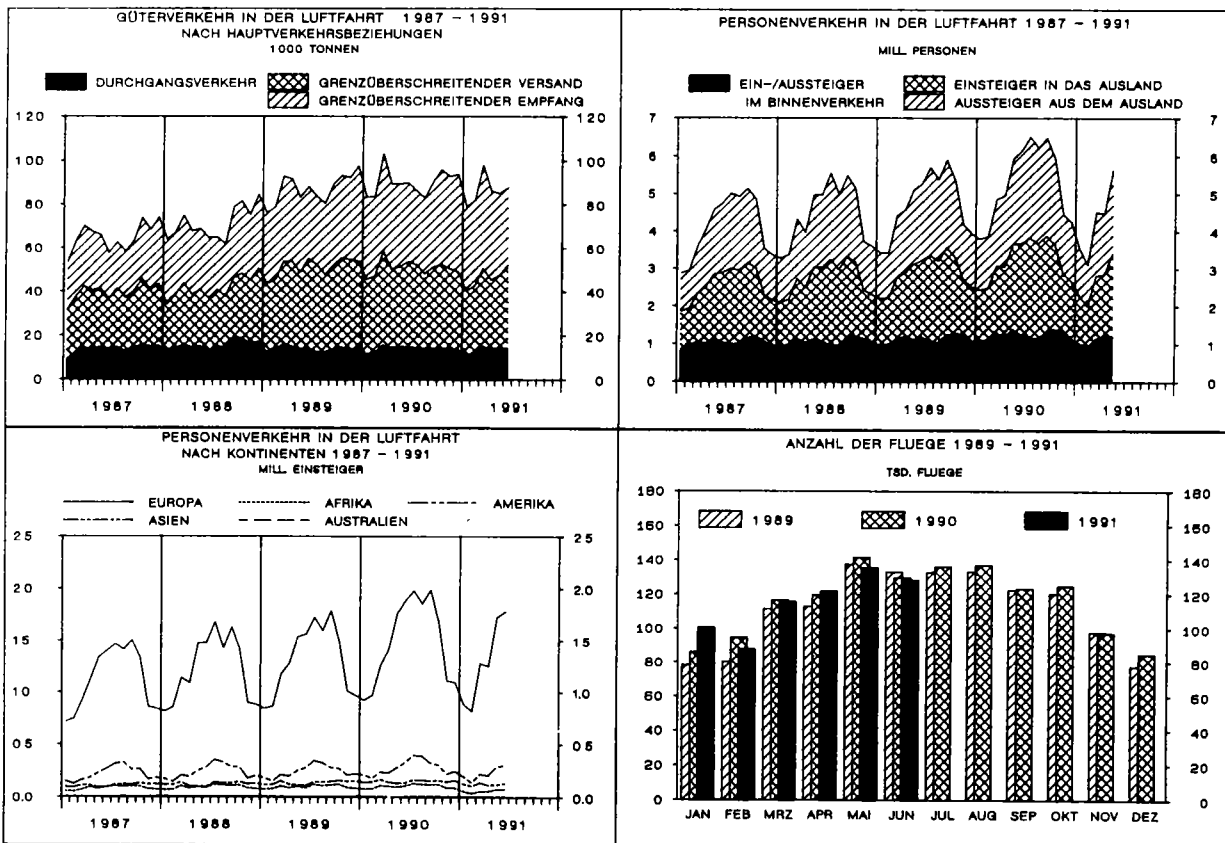
Im Linienverkehr war das Fluggastaufkommen mit 4,1 Mill. Passagieren um 0,3%¹⁾ höher als im Juni 1990, im Gelegenheitsverkehr wurden dagegen mit 1,8 Mill. Personen 13%¹⁾ weniger Fluggäste gezählt; darunter wurden 1,6 Mill. Personen im Pauschalflugreiseverkehr (-15%¹⁾) befördert.

Bei der Frachtbeförderung wurden im Linienverkehr 80 000 t (-2,7%¹⁾) und im Gelegenheitsverkehr 12 300 t (-9,5%¹⁾) befördert.

Die Transportleistung der gewerblichen Luftfahrt über dem Bundesgebiet (Personen, Fracht und Post) erreichte im Berichtsmonat 204 Mill. tkm (-5,5%¹⁾).

Im ersten Halbjahr 1991 wurden insgesamt 689 100 Flüge gezählt (-1,0%¹⁾). Dabei war das Aufkommen an Passagieren im Vergleich zum entsprechenden Vorjahresabschnitt mit 26,9 Mill. Personen um 8,2%¹⁾ kleiner. Gleichzeitig nahm die beförderte Frachtmenge um 5,0%¹⁾ auf 546 300 t ab und die der Post um 9,9%¹⁾ auf 89 100 t zu.

1) Prozentuale Veränderungen beziehen sich nur auf das alte Bundesgebiet, die absoluten Werte dagegen auf die 15 ausgewählten Flugplätze des erweiterten Bundesgebietes.



T a b e l l e n t e i l
1 Gesamtübersicht über den gewerblichen Luftverkehr
Juni 1991

| Verkehrsart | Flüge ¹⁾ | Personen | | Fracht | | Post |
|----------------------------------|---------------------|------------------|--|---------------------|--|----------|
| | | ohne 2) | | Doppelzählungen des | | einschl. |
| | | Umsteigeverkehrs | | Umladeverkehrs | | |
| | | Anzahl | | Tonnen | | |
| Gewerblicher Verkehr | | | | | | |
| Der ausgewählten Flugplätze | 86 786 | 5 809 488 | | 92 270,8 | | 15 391,1 |
| Der sonstigen Flugplätze | 41 465 | 37 866 | | x | | x |
| Insgesamt ... | 128 251 | 5 847 354 | | 92 270,8 | | 15 391,1 |

1) Passagier- und Nichtpassagierflüge (z.B. Arbeitsflüge, gewerbliche Schulflüge).

2) Siehe Erläuterungen.

2 Überblick über den gewerblichen Luftverkehr nach Flugarten

| Verkehrsart | Flüge ¹⁾ | Personen | | Fracht | | Post |
|-------------|---------------------|------------------|---------|----------------|---------|----------|
| | | einschl. | ohne 2) | einschl. | ohne 2) | einschl. |
| | | Umsteigeverkehrs | | Umladeverkehrs | | |
| | | Anzahl | | Tonnen | | |

Verkehr innerhalb des Bundesgebietes

| | | | | | | |
|----------------------------|---------|-----------|-----------|----------|---------|----------|
| Linienverkehr | 25 944 | 1 286 945 | 1 142 752 | 6 603,8 | 871,9 | 8 425,3 |
| Gelegenheitsverkehr | 45 245 | 36 025 | 33 482 | 561,1 | 561,1 | 0,0 |
| Überführung | 287 | - | - | - | - | - |
| Zusammen ... | 71 476 | 1 322 970 | 1 176 234 | 7 164,9 | 1 433,0 | 8 425,3 |
| dagegen Juni 1990 | 74 437 | 1 265 871 | 1 042 348 | 7 326,4 | 1 465,3 | 6 544,1 |
| Januar bis Juni 1991 | 396 181 | 6 950 761 | 6 183 980 | 43 421,9 | 8 684,5 | 47 509,2 |

Verkehr mit Gebieten außerhalb des Bundesgebietes

Nach dem Ausland

| | | | | | | |
|----------------------------|---------|------------|------------|-----------|-----------|----------|
| Linienverkehr | 20 722 | 1 421 507 | 1 421 507 | 46 879,3 | 32 042,0 | 3 703,6 |
| Gelegenheitsverkehr | 7 540 | 869 875 | 869 875 | 6 769,9 | 6 177,0 | 52,5 |
| Überführung | 133 | - | - | - | - | - |
| Zusammen ... | 28 395 | 2 291 382 | 2 291 382 | 53 649,2 | 38 219,0 | 3 756,1 |
| dagegen Juni 1990 | 27 653 | 2 461 630 | 2 461 630 | 55 206,5 | 38 897,3 | 3 361,5 |
| Januar bis Juni 1991 | 146 531 | 10 175 503 | 10 175 503 | 285 143,2 | 198 753,0 | 22 063,4 |

Aus dem Ausland

| | | | | | | |
|----------------------------|---------|------------|------------|-----------|-----------|----------|
| Linienverkehr | 20 706 | 1 473 515 | 1 473 515 | 43 903,2 | 29 996,0 | 3 087,2 |
| Gelegenheitsverkehr | 7 471 | 852 958 | 852 958 | 5 726,3 | 5 509,0 | 4,9 |
| Überführung | 203 | - | - | - | - | - |
| Zusammen ... | 28 380 | 2 326 473 | 2 326 473 | 49 629,5 | 35 505,0 | 3 092,1 |
| dagegen Juni 1990 | 27 580 | 2 452 966 | 2 452 966 | 51 268,5 | 36 348,8 | 3 130,6 |
| Januar bis Juni 1991 | 146 395 | 10 280 031 | 10 280 031 | 319 870,6 | 239 435,0 | 18 748,4 |

Durchgangsverkehr

Mit Umsteigen und Umladen

| | | | | | | |
|----------------------------|---|---|---|---|----------|---|
| Zusammen ³⁾ ... | x | x | . | x | 14 018,4 | x |
| dagegen Juni 1990 | x | x | . | x | 14 750,2 | x |
| Januar bis Juni 1991 | x | x | . | x | 79 675,2 | x |

Ohne Umsteigen und Umladen

| | | | | | | |
|----------------------------|---|---------|---------|----------|----------|-------|
| Linienverkehr | x | 51 699 | 51 699 | 3 052,2 | 3 052,2 | 117,6 |
| Gelegenheitsverkehr | x | 1 566 | 1 566 | 43,2 | 43,2 | - |
| Zusammen ... | x | 53 265 | 53 265 | 3 095,4 | 3 095,4 | 117,6 |
| dagegen Juni 1990 | x | 52 017 | 52 017 | 3 895,7 | 3 895,7 | 113,9 |
| Januar bis Juni 1991 | x | 291 558 | 291 558 | 19 737,6 | 19 737,6 | 765,7 |

Gesamtverkehr

| | | | | | | |
|----------------------------|---------|------------|------------|-----------|-----------|----------|
| Linienverkehr | 67 372 | 4 233 666 | 4 089 473 | 100 438,5 | 79 980,5 | 15 333,7 |
| Gelegenheitsverkehr | 60 256 | 1 760 424 | 1 757 881 | 13 100,5 | 12 290,3 | 57,4 |
| Überführung | 623 | - | - | - | - | - |
| Insgesamt ... | 128 251 | 5 994 090 | 5 847 354 | 113 539,0 | 92 270,8 | 15 391,1 |
| dagegen Juni 1990 | 129 670 | 6 232 484 | 6 008 961 | 117 697,1 | 95 357,3 | 13 150,1 |
| Januar bis Juni 1991 | 689 107 | 27 697 853 | 26 931 072 | 668 173,3 | 546 285,3 | 89 086,7 |

1) Passagier- und Nichtpassagierflüge (z.B. Arbeitsflüge, gewerbliche Schulflüge).

2) Siehe Erläuterungen.

3) Nur Linienverkehr.

3 FLUGPLATZVERKEHR JUNI 1991

3.1 VERKEHR AUF AUSGEWAELHTEN FLUGPLAETZEN

Die Verkehrsleistungen auf den "ausgewaehlten" Flughaeften Berlin-Schoenefeld, Leipzig und Dresden werden bis zum Abschluss der laufenden Neuprogrammierung unter

"Sonst.Flughaeften" subsumiert; Einzelnachweisungen zu diesen Flughaeften werden in den anschliessenden Tabellen 5 bis 8 bereits nachgewiesen.

3.1.1 LUFTFAHRZEUGBEWEGUNGEN NACH FLUGARTEN *)

| FLUGPLATZ | LINIEN- | GESTARTETE UND GELANDETE LUFTFAHRZEUGE GELEGENHEITSVRKEHR | | | | | UEBER- FUEHR.- FLUEGE | INSGESAMT | JAN. BIS JUNI |
|----------------|---------|--|--------------------------------|--------|--------|---------|-----------------------------|-----------|---------------------|
| | | PAUSCH. REISE- | TRAMP-U. ANFORD- VERKEHR | TAXI- | SONST. | ZUS. | | | |
| HAMBURG | 7 772 | 1 142 | 282 | 226 | 112 | 1 762 | 62 | 9 596 | 52 295 |
| HANNOVER | 3 013 | 776 | 359 | 30 | 844 | 2 009 | 58 | 5 080 | 32 754 |
| BREMEN | 1 773 | 148 | 28 | 123 | 974 | 1 273 | 12 | 3 058 | 17 606 |
| DUESSELDORF | 8 695 | 2 853 | 522 | 97 | 5 | 3 477 | 69 | 12 241 | 63 796 |
| KOELN/BONN | 4 000 | 564 | 1 772 | 482 | 1 659 | 4 477 | 145 | 8 622 | 48 979 |
| FRANKFURT | 23 413 | 1 899 | 607 | 99 | 25 | 2 630 | 188 | 26 231 | 143 516 |
| STUTTGART | 5 110 | 1 083 | 510 | 350 | 1 163 | 3 106 | 71 | 8 287 | 42 755 |
| NUERNBERG | 2 720 | 470 | 389 | 78 | 403 | 1 340 | 58 | 4 118 | 21 559 |
| MUENCHEN | 10 265 | 2 031 | 452 | 171 | 806 | 3 460 | 87 | 13 812 | 73 553 |
| BERLIN (TXL) | 10 054 | 745 | 123 | 32 | 177 | 1 077 | 31 | 11 162 | 58 722 |
| SAARBRUECKEN | 559 | 203 | 14 | 17 | 332 | 566 | 8 | 1 133 | 6 226 |
| MUENSTER-OSNA | 657 | 76 | 43 | 181 | 1 254 | 1 554 | 4 | 2 215 | 13 144 |
| ZUSAMMEN | 78 031 | 11 990 | 5 101 | 1 886 | 7 754 | 26 731 | 793 | 105 555 | 574 905 |
| SONST. FLUGPL. | 6 669 | 446 | 355 | 1 029 | 2 626 | 4 456 | 117 | 11 242 | 60 255 |
| INSGESAMT | 84 700 | 12 436 | 5 456 | 2 915 | 10 380 | 31 187 | 910 | 116 797 | 635 160 |
| JAN. BIS JUNI | 474 448 | 46 229 | 28 724 | 16 779 | 63 402 | 155 134 | 5 578 | 635 160 | |

*) PASSAGIER- UND NICHPASSAGIERFLUEGE (Z.B. ARBEITSFLUEGE, GEWERBLICHE SCHULFLUEGE).

3.1.2 LUFTFAHRZEUGBEWEGUNGEN NACH STARTGEWICHTSKLASSEN *)

| FLUGPLATZ | GESTARTETE UND GELANDETE LUFTFAHRZEUGE STARTGEWICHTSKLASSEN UEBER ... BIS EINSCHL. ... T | | | | | DREHFL. U. SONST. DAR. MIT LUFTFAHR- STRALTURB. ZEUGE 1) | INSGESAMT | |
|----------------|---|---------|----------|---------|------------------------|--|-----------|---------|
| | BIS 2 T | 2-5,7 T | 5,7-14 T | 14-20 T | UEBER 20 T ZUSAMMEN | | | |
| | HAMBURG | 194 | 397 | 462 | 944 | | | 7 563 |
| HANNOVER | 13 | 891 | 195 | 1 376 | 2 602 | 2 184 | 3 | 5 080 |
| BREMEN | 593 | 769 | 392 | 63 | 1 201 | 949 | 40 | 3 058 |
| DUESSELDORF | 15 | 240 | 681 | 351 | 10 954 | 10 411 | - | 12 241 |
| KOELN/BONN | 1 655 | 623 | 557 | 736 | 5 039 | 4 196 | 12 | 8 622 |
| FRANKFURT | - | 167 | 737 | 845 | 24 481 | 24 121 | 1 | 26 231 |
| STUTTGART | 5 | 1 357 | 865 | 815 | 5 156 | 4 970 | 89 | 8 287 |
| NUERNBERG | 358 | 92 | 554 | 1 474 | 1 619 | 1 273 | 21 | 4 118 |
| MUENCHEN | 790 | 140 | 562 | 1 080 | 11 194 | 10 494 | 46 | 13 812 |
| BERLIN (TXL) | 1 | 37 | 754 | 1 597 | 8 602 | 7 619 | 171 | 11 162 |
| SAARBRUECKEN | 291 | 59 | 114 | 404 | 265 | 212 | - | 1 133 |
| MUENSTER-OSNA | 670 | 714 | 194 | 239 | 347 | 176 | 51 | 2 215 |
| ZUSAMMEN | 4 585 | 5 486 | 6 067 | 9 924 | 79 023 | 73 287 | 470 | 105 555 |
| SONST. FLUGPL. | 2 249 | 1 779 | 2 308 | 1 903 | 2 533 | 2 420 | 470 | 11 242 |
| INSGESAMT | 6 834 | 7 265 | 8 375 | 11 827 | 81 556 | 75 707 | 940 | 116 797 |
| JAN. BIS JUNI | 38 860 | 43 765 | 44 884 | 62 601 | 439 056 | 403 545 | 5 994 | 635 160 |

*) PASSAGIER- UND NICHPASSAGIERFLUEGE (Z.B. ARBEITSFLUEGE, GEWERBLICHE SCHULFLUEGE).

1) SONSTIGE LUFTFAHRZEUGE = MOTORSEGLER, LUFTSCHIFFE.

3 FLUGPLATZVERKEHR JUNI 1991

3.1 VERKEHR AUF AUSGEWAHLTEN FLUGPLAETZEN

3.1.3 PERSONENVERKEHR

| FLUGPLATZ | MIT STRECKENZIEL | | | | INSGESAMT | DARUNTER IM LINIEN- VERKEHR | JAN. BIS JUNI |
|----------------|------------------|-------------------------------------|------------------------|-------------------------------------|------------|--------------------------------------|---------------------|
| | IM BUNDESGBIET | | AUSSE RH. D. BUNDESGB. | | | | |
| | ZUSAMMEN | DARUNTER UMSTEIGER AUS D. BG. | ZUSAMMEN | DARUNTER UMSTEIGER AUS D. BG. | | | |
| HAMBURG | 141 101 | 276 | 165 712 | 4 625 | 306 813 | 229 775 | 1 433 630 |
| HANNOVER | 40 195 | 38 | 73 421 | 120 | 113 616 | 60 732 | 604 963 |
| BREMEN | 29 423 | 43 | 17 184 | 37 | 46 607 | 38 045 | 229 455 |
| DUESSELDORF | 129 745 | 940 | 389 139 | 9 870 | 518 884 | 272 421 | 2 380 798 |
| KOELN/BONN | 73 203 | 800 | 63 263 | 398 | 136 466 | 102 098 | 634 960 |
| FRANKFURT | 293 101 | 13 649 | 959 561 | 101 388 | 1 252 662 | 1 103 751 | 5 995 656 |
| STUTTGART | 71 309 | 338 | 131 336 | 1 161 | 202 645 | 119 951 | 888 429 |
| NUERNBERG | 36 490 | 143 | 34 107 | 230 | 70 597 | 46 337 | 306 894 |
| MUENCHEN | 178 191 | 291 | 297 429 | 11 433 | 475 620 | 343 481 | 2 333 548 |
| BERLIN (TXL) | 213 248 | 402 | 103 686 | 301 | 316 934 | 273 069 | 1 524 760 |
| SAARBRUECKEN | 5 256 | 6 | 9 494 | - | 14 750 | 5 220 | 49 676 |
| MUENSTER-OSN | 6 952 | 14 | 4 489 | 4 | 11 441 | 7 558 | 54 208 |
| ZUSAMMEN | 1 218 214 | 16 940 | 2 248 821 | 129 567 | 3 467 035 | 2 602 438 | 16 436 977 |
| SONST. FLUGPL. | 66 890 | 135 | 42 561 | 94 | 109 451 | 85 729 | 509 357 |
| INSGESAMT | 1 285 104 | 17 075 | 2 291 382 | 129 661 | 3 576 486 | 2 688 167 | 16 946 334 |
| JAN. BIS JUNI | 6 770 831 | 84 240 | 10 175 503 | 682 541 | 16 946 334 | 13 638 603 | 16 946 334 |

| FLUGPLATZ | MIT STRECKENHERKUNFT | | | INSGESAMT | DARUNTER IM LINIEN- VERKEHR | JAN. BIS JUNI |
|----------------|----------------------|---|------------------------|------------|--------------------------------------|---------------------|
| | IM BUNDESGBIET | | AUSSE RH. D. BUNDESGB. | | | |
| | ZUSAMMEN | DAR. UMSTEIG. N. FLUGPL. AUSSE RH. D. BG. | DES BUNDESGB. | | | |
| HAMBURG | 139 194 | 4 625 | 150 621 | 289 815 | 222 688 | 1 422 325 |
| HANNOVER | 41 807 | 120 | 74 034 | 115 841 | 61 874 | 626 125 |
| BREMEN | 29 952 | 37 | 17 097 | 47 049 | 38 575 | 231 569 |
| DUESSELDORF | 129 788 | 9 870 | 401 370 | 531 158 | 280 561 | 2 389 214 |
| KOELN/BONN | 75 142 | 398 | 64 290 | 139 432 | 104 074 | 648 707 |
| FRANKFURT | 277 590 | 101 388 | 977 603 | 1 255 193 | 1 117 020 | 6 082 340 |
| STUTTGART | 72 707 | 1 161 | 134 781 | 207 488 | 127 576 | 887 758 |
| NUERNBERG | 38 135 | 230 | 35 201 | 73 336 | 48 362 | 304 211 |
| MUENCHEN | 190 441 | 11 433 | 320 097 | 510 538 | 369 784 | 2 344 554 |
| BERLIN (TXL) | 210 563 | 301 | 101 579 | 312 142 | 271 483 | 1 512 354 |
| SAARBRUECKEN | 5 226 | - | 8 009 | 13 235 | 5 188 | 45 757 |
| MUENSTER-OSN | 7 694 | 4 | 4 683 | 12 377 | 8 308 | 54 770 |
| ZUSAMMEN | 1 218 239 | 129 567 | 2 289 365 | 3 507 604 | 2 655 493 | 16 549 684 |
| SONST. FLUGPL. | 66 865 | 94 | 37 108 | 103 973 | 84 682 | 501 178 |
| INSGESAMT | 1 285 104 | 129 661 | 2 326 473 | 3 611 577 | 2 740 175 | 17 050 862 |
| JAN. BIS JUNI | 6 770 831 | 682 541 | 10 280 031 | 17 050 862 | 13 852 452 | 17 050 862 |

3 FLUGPLATZVERKEHR JUNI 1991

3.1 VERKEHR AUF AUSGEWAELHTEN FLUGPLAETZEN

3.1.4 FRACHTVERKEHR

TONNEN

| FLUGPLATZ | MIT STRECKENZIEL | | EINLADUNG | | | JAN. BIS JUNI |
|---------------|-------------------|---------------------------|-----------|-----------------------|---|---------------------|
| | IM BUNDESGBIET | AUSSERH. D. BUNDESGBE. | INSGESAMT | IM LINIEN- VERKEHR | DARUNTER BEFOERDERT 1) IN FRACHTERN | |
| HAMBURG | 670,0 | 757,5 | 1 427,5 | 1 261,0 | 151,1 | 7 477,8 |
| HANNOVER | 246,9 | 30,3 | 277,2 | 201,4 | 75,1 | 2 868,1 |
| BREMEN | 50,4 | 12,3 | 62,7 | 62,7 | - | 351,6 |
| DUESSELDORF | 407,2 | 1 147,2 | 1 554,3 | 1 501,4 | 155,7 | 7 858,6 |
| KOELN/BONN | 519,6 | 6 426,0 | 6 945,6 | 1 783,7 | 6 590,9 | 44 376,3 |
| FRANKFURT | 4 077,4 | 43 043,2 | 47 120,6 | 45 782,1 | 18 233,1 | 246 947,6 |
| STUTTGART | 142,1 | 501,5 | 643,6 | 553,4 | 79,5 | 2 921,7 |
| NUERNBERG | 175,7 | 131,4 | 307,1 | 52,0 | 255,1 | 2 156,9 |
| MUENCHEN | 701,2 | 1 429,8 | 2 131,0 | 1 995,4 | 137,4 | 10 450,1 |
| BERLIN (TXL) | 157,3 | 50,1 | 207,5 | 187,4 | 20,0 | 1 404,1 |
| SAARBRUECKEN | 0,3 | 0,1 | 0,4 | 0,3 | 0,1 | 23,1 |
| MUENSTER-OSN | 1,7 | 0,6 | 2,4 | 1,7 | 0,6 | 13,3 |
| ZUSAMMEN | 7 149,7 | 53 530,2 | 60 679,9 | 53 382,6 | 25 698,6 | 326 849,1 |
| SONST.FLUGPL. | 15,2 | 119,0 | 134,1 | 100,5 | 30,7 | 1 715,9 |
| INSGESAMT | 7 164,9 | 53 649,2 | 60 814,1 | 53 483,1 | 25 729,2 | 328 565,0 |
| JAN. BIS JUNI | 43 421,9 | 285 143,2 | 328 565,0 | 278 159,9 | 143 535,5 | 328 565,0 |

| FLUGPLATZ | MIT STRECKENHERKUNFT | | AUSLADUNG | | | JAN. BIS JUNI |
|---------------|----------------------|---------------------------|-----------|-----------------------|---|---------------------|
| | IM BUNDESGBIET | AUSSERH. D. BUNDESGBE. | INSGESAMT | IM LINIEN- VERKEHR | DARUNTER BEFOERDERT 1) IN FRACHTERN | |
| HAMBURG | 1 142,4 | 611,5 | 1 753,9 | 1 678,0 | 90,1 | 10 341,9 |
| HANNOVER | 410,6 | 101,0 | 511,7 | 402,3 | 98,5 | 4 155,7 |
| BREMEN | 219,8 | 18,4 | 238,3 | 237,3 | 1,4 | 1 348,6 |
| DUESSELDORF | 520,8 | 1 337,5 | 1 858,3 | 1 782,2 | 176,1 | 11 947,0 |
| KOELN/BONN | 438,4 | 6 223,1 | 6 661,5 | 2 035,4 | 6 263,3 | 49 336,2 |
| FRANKFURT | 1 849,8 | 38 941,4 | 40 791,3 | 40 062,0 | 16 469,2 | 256 516,7 |
| STUTTGART | 323,1 | 340,3 | 663,4 | 580,0 | 75,3 | 4 612,6 |
| NUERNBERG | 358,3 | 186,8 | 545,1 | 217,4 | 330,9 | 3 305,7 |
| MUENCHEN | 962,1 | 1 506,2 | 2 468,4 | 2 386,5 | 69,6 | 14 468,1 |
| BERLIN (TXL) | 878,6 | 138,6 | 1 017,2 | 975,5 | 47,7 | 5 280,9 |
| SAARBRUECKEN | 3,3 | - | 3,3 | 2,8 | 0,5 | 240,9 |
| MUENSTER-OSN | 19,0 | 0,0 | 19,0 | 19,0 | 0,0 | 126,4 |
| ZUSAMMEN | 7 126,4 | 49 404,9 | 56 531,3 | 50 378,6 | 23 622,5 | 361 680,7 |
| SONST.FLUGPL. | 38,4 | 224,6 | 263,0 | 128,3 | 142,7 | 1 611,6 |
| INSGESAMT | 7 164,9 | 49 629,5 | 56 794,3 | 50 507,0 | 23 765,2 | 363 292,3 |
| JAN. BIS JUNI | 43 421,9 | 319 870,4 | 363 292,3 | 312 022,5 | 161 721,0 | 363 292,3 |

1) EINSCHL. BEFOERDERUNGEN IN FRACHT/POSTFLUGZEUGEN.

3 FLUGPLATZVERKEHR JUNI 1991

3.1 VERKEHR AUF AUSGEWAHLTEN FLUGPLAETZEN

3.1.5 POSTVERKEHR

TONNEN

| FLUGPLATZ | MIT STRECKENZIEL | | EINLADUNG | | | JAN. BIS JUNI |
|---------------|-------------------|--------------------------|-----------|-----------------------|---|---------------------|
| | IM BUNDESGBIET | AUSSERH. D. BUNDESGB. | INSGESAMT | IM LINIEN- VERKEHR | DARUNTER BEFOERDERT 1) IN POSTFLZGN | |
| HAMBURG | 549,0 | 142,4 | 691,4 | 691,4 | 419,0 | 3 975,8 |
| HANNOVER | 451,5 | 75,8 | 527,3 | 477,9 | 431,7 | 2 916,6 |
| BREMEN | 119,5 | - | 119,5 | 119,5 | 119,5 | 784,5 |
| DUESSELDORF | 184,1 | 185,5 | 369,6 | 367,9 | 0,0 | 1 658,8 |
| KOELN/BONN | 904,2 | 0,3 | 904,5 | 904,5 | 891,4 | 5 315,6 |
| FRANKFURT | 3 704,8 | 3 030,0 | 6 734,7 | 6 734,2 | 3 672,0 | 38 549,6 |
| STUTTGART | 550,8 | 70,0 | 620,9 | 620,7 | 463,8 | 3 529,4 |
| NUERNBERG | 501,4 | 11,7 | 513,1 | 513,1 | 404,4 | 2 931,5 |
| MUENCHEN | 646,7 | 183,9 | 830,7 | 830,7 | 554,6 | 5 274,7 |
| BERLIN (TXL) | 495,2 | 41,4 | 536,5 | 536,5 | 337,8 | 3 108,1 |
| SAARBRUECKEN | - | - | - | - | - | 0,0 |
| MUENSTER-OSN | 146,2 | - | 146,2 | 146,2 | 145,4 | 752,9 |
| ZUSAMMEN | 8 253,4 | 3 741,1 | 11 994,4 | 11 942,6 | 7 439,6 | 68 797,6 |
| SONST.FLUGPL. | 171,9 | 15,0 | 186,9 | 186,3 | 167,1 | 774,9 |
| INSGESAMT | 8 425,3 | 3 756,1 | 12 181,4 | 12 128,9 | 7 606,7 | 69 572,6 |
| JAN. BIS JUNI | 47 509,2 | 22 063,4 | 69 572,6 | 69 250,6 | 42 111,7 | 69 572,6 |

| FLUGPLATZ | MIT STRECKENHERKUNFT | | AUSLADUNG | | | JAN. BIS JUNI |
|---------------|----------------------|--------------------------|-----------|-----------------------|---|---------------------|
| | IM BUNDESGBIET | AUSSERH. D. BUNDESGB. | INSGESAMT | IM LINIEN- VERKEHR | DARUNTER BEFOERDERT 1) IN POSTFLZGN | |
| HAMBURG | 718,3 | 92,7 | 811,0 | 811,0 | 512,9 | 4 581,2 |
| HANNOVER | 372,7 | 51,7 | 424,4 | 424,4 | 328,8 | 2 526,2 |
| BREMEN | 169,0 | 0,0 | 169,1 | 169,1 | 168,6 | 972,2 |
| DUESSELDORF | 141,1 | 104,9 | 246,0 | 246,0 | 0,9 | 1 374,7 |
| KOELN/BONN | 628,2 | 0,5 | 628,7 | 628,7 | 626,4 | 3 889,2 |
| FRANKFURT | 3 527,8 | 2 589,7 | 6 117,4 | 6 117,4 | 3 481,7 | 36 156,1 |
| STUTTGART | 505,6 | 28,7 | 534,4 | 534,4 | 467,0 | 3 017,5 |
| NUERNBERG | 317,1 | 0,6 | 317,7 | 317,7 | 291,7 | 1 821,3 |
| MUENCHEN | 740,0 | 175,3 | 915,3 | 915,3 | 663,2 | 5 368,9 |
| BERLIN (TXL) | 643,2 | 32,3 | 675,5 | 675,5 | 535,6 | 4 168,9 |
| SAARBRUECKEN | 0,0 | - | 0,0 | 0,0 | - | 0,1 |
| MUENSTER-OSN | 161,5 | - | 161,5 | 161,5 | 159,7 | 903,9 |
| ZUSAMMEN | 7 924,6 | 3 076,5 | 11 001,1 | 11 001,1 | 7 236,5 | 64 780,1 |
| SONST.FLUGPL. | 500,7 | 15,6 | 516,3 | 511,4 | 478,9 | 1 477,6 |
| INSGESAMT | 8 425,3 | 3 092,1 | 11 517,4 | 11 512,5 | 7 715,4 | 66 257,6 |
| JAN. BIS JUNI | 47 509,2 | 18 748,5 | 66 257,6 | 66 235,1 | 43 150,4 | 66 257,6 |

1) EINSCHL. BEFOERDERUNGEN IN POST/FRACHTFLUGZEUGEN.

3 FLUGPLATZVERKEHR JUNI 1991

3.1 VERKEHR AUF AUSGEWAELHTEN FLUGPLAETZEN

3.1.6 DURCHGANG

| FLUGPLATZ | PERSONEN | | FRACHT | | POST | | | |
|----------------|---------------|---------------------|---------------|--------------|---------------|---------------------|---------|---------|
| | BERICHTSMONAT | JAN.BIS JUNI ANZAHL | BERICHTSMONAT | JAN.BIS JUNI | BERICHTSMONAT | JAN.BIS JUNI TONNEN | | |
| HAMBURG | 11 | 244 | 46 | 893 | 53,9 | 362,4 | 4,4 | 68,5 |
| HANNOVER | 5 | 803 | 34 | 212 | 45,6 | 247,9 | 0,6 | 21,4 |
| BREMEN | 1 | 012 | 2 | 216 | 0,9 | 15,0 | 0,0 | 0,2 |
| DUESSELDORF | 11 | 319 | 81 | 287 | 132,0 | 1 845,9 | 22,0 | 164,9 |
| KOELN/BONN | 4 | 875 | 21 | 258 | 354,6 | 4 134,6 | 1,1 | 9,6 |
| FRANKFURT | 51 | 776 | 277 | 815 | 2 673,1 | 15 503,7 | 342,1 | 2 130,9 |
| STUTTGART | 8 | 478 | 42 | 631 | 18,2 | 202,5 | 10,0 | 57,8 |
| NUERNBERG | 3 | 750 | 10 | 163 | 130,6 | 734,5 | 0,4 | 1,8 |
| MUENCHEN | 13 | 079 | 64 | 049 | 201,0 | 1 806,9 | 18,8 | 86,8 |
| BERLIN (TXL) | | 761 | 3 | 326 | 0,4 | 15,6 | - | 0,7 |
| SAARBRUECKEN | 2 | 970 | 6 | 028 | - | 1,0 | - | - |
| MUENSTER-OSNA | 1 | 756 | 4 | 445 | 0,1 | 0,1 | 0,0 | 0,9 |
| ZUSAMMEN | | 116 823 | | 594 323 | 3 610,5 | 24 870,1 | 399,4 | 2 543,5 |
| SONST. FLUGPL. | | 8 316 | | 39 208 | 4,5 | 161,5 | 1,7 | 13,2 |
| INSGESAMT | | 125 139 | | 633 531 | 3 615,0 | 25 031,6 | 401,1 | 2 556,6 |
| JAN. BIS JUNI | | 633 531 | | | 25 031,6 | | 2 556,6 | |

| FLUGPLATZ LAND | INSGESAMT | | LINIEN- UND LINIENAEHNLICHER VERKEHR | | PAUSCHALFLUGREISE- TRAMP- UND ANFORDERUNGS- VERKEHR | | TAXIVERKEHR | |
|--------------------------------|-----------|------------|--|------------|---|------------|-------------|------------|
| | STARTS | EINSTEIGER | STARTS | EINSTEIGER | STARTS | EINSTEIGER | STARTS | EINSTEIGER |
| BORDELUM | - | - | - | - | - | - | - | - |
| FLENSBURG-SCHAEFERHAUS | 90 | 210 | - | - | - | - | 57 | 210 |
| GRUBE | - | - | - | - | - | - | - | - |
| HARTENHOLM | 985 | - | - | - | - | - | 46 | - |
| HEIDE-BUESUM | 152 | 485 | 106 | 479 | - | - | 17 | 6 |
| HELGOLAND-DUENE | 487 | 2 006 | 487 | 2 006 | - | - | - | - |
| KIEL-HOLTENAU | 647 | 2 430 | 112 | 2 224 | 11 | 11 | 34 | 120 |
| LUEBECK | 136 | 125 | - | - | - | - | 11 | 67 |
| NEUMUENSTER | - | - | - | - | - | - | - | - |
| RENDSBURG-SCHACHTHOLM | 667 | 48 | - | - | - | - | 2 | 1 |
| ST. MICHAELISDONN | 159 | 270 | - | - | - | - | 125 | 270 |
| ST. PETER-ORDING | 8 | 21 | 4 | 21 | - | - | - | - |
| UFETERSEN | 772 | - | - | - | - | - | - | - |
| WESTERLAND/SYLT | 506 | 1 386 | 113 | 836 | 7 | 18 | 153 | 519 |
| WYK AUF FOEHR | 408 | 1 473 | - | - | - | - | 152 | 350 |
| SCHLESWIG-HOLSTEIN | 5 017 | 8 454 | 822 | 5 566 | 18 | 29 | 597 | 1 543 |
| HAMBURG-FINKENWERDER | - | - | - | - | - | - | - | - |
| HAMBURG | - | - | - | - | - | - | - | - |
| BALTRUM | 46 | 71 | - | - | - | - | 46 | 71 |
| BORKUM | 676 | 1 756 | 410 | 1 410 | - | - | 64 | 229 |
| BRAUNSCHWEIG | 818 | 393 | 36 | 115 | 32 | 171 | 55 | 107 |
| DAMME | 96 | 38 | - | - | - | - | 18 | 38 |
| EMDEN | 488 | 1 286 | 235 | 1 112 | - | - | 235 | 163 |
| GANDERKESSEE | 324 | 78 | - | - | - | - | 5 | 4 |
| HANNOVER-WESSE | - | - | - | - | - | - | - | - |
| HARLE | 718 | 3 001 | 657 | 2 881 | - | - | 34 | 70 |
| HARSTE | 75 | 52 | - | - | - | - | 73 | 52 |
| JUIST | 709 | 2 508 | 696 | 2 480 | - | - | - | - |
| LANGEOOG | 130 | 750 | 130 | 750 | - | - | - | - |
| LEER-NUETTERMOOR | 77 | 30 | - | - | - | - | 15 | 30 |
| NORDEN-NORDDEICH | 640 | 2 523 | 380 | 1 921 | 210 | 483 | - | - |
| NORDERNEY | 303 | 370 | 210 | 230 | - | - | 61 | 31 |
| NORDHORN-KLAUSHEIDE | 23 | 20 | - | - | - | - | 13 | 20 |
| OLDENBURG-HATTEN | 57 | - | - | - | - | - | - | - |
| OSNABRUECK-ATTERHEIDE | 25 | - | - | - | - | - | - | - |
| PEINE-EDDESSE | 69 | - | - | - | - | - | - | - |
| UELZEN | - | - | - | - | - | - | - | - |
| WANGEROOGE | 728 | 3 107 | 725 | 3 107 | - | - | - | - |
| WILHELMSHAVEN-MARIENSIEL | 228 | 642 | - | - | 4 | 7 | 161 | 635 |
| NIEDERSACHSEN | 6 230 | 16 625 | 3 479 | 14 006 | 246 | 661 | 780 | 1 450 |
| BREMERHAVEN-AM LUNEORT | 271 | 731 | 142 | 551 | - | - | 58 | 94 |
| BREMEN | 271 | 731 | 142 | 551 | - | - | 58 | 94 |
| AACHEN-MERZBRUECK | 1 411 | 263 | - | - | - | - | 2 | 5 |
| AHLEN-NORD | 22 | - | - | - | - | - | - | - |
| ARNSBERG | 90 | 29 | - | - | - | - | 16 | 29 |
| BIELEFELD-WINDELSBLEICHE | 37 | 59 | - | - | - | - | 19 | 47 |
| BONN-HANGELAR | - | - | - | - | - | - | - | - |
| BORKENBERGE | 324 | - | - | - | - | - | - | - |
| DAHLEMER-BINZ | 441 | - | - | - | - | - | - | - |
| DINSLAKEN-SCHWARZE HEIDE | 345 | - | - | - | - | - | - | - |
| DORTMUND-WICKEDE | 1 164 | 9 969 | 412 | 8 819 | 27 | 440 | 146 | 411 |
| ESSEN-MUELHEIM | 1 884 | 1 024 | 13 | 37 | 4 | 14 | 587 | 973 |
| GREFRATH-NIERSHORST | 423 | - | - | - | - | - | - | - |
| HOEXTER-HOLZMINDEN | 20 | - | - | - | - | - | - | - |
| KOELN-DEUTZ | 2 | 6 | - | - | - | - | 2 | 6 |
| LEVERKUSEN-KURTEKOTTEN | - | - | - | - | - | - | - | - |
| MARL-LOEMUEHLE | 491 | 66 | - | - | - | - | 30 | 66 |
| MESCHEDE-SCHUEREN | 4 | 9 | - | - | - | - | 4 | 9 |
| MOENCHENGLADBACH | 1 919 | 1 638 | 48 | 419 | - | - | 583 | 1 186 |
| PADERBORN-LIPPSTADT | 621 | 7 534 | 278 | 5 336 | 29 | 1 948 | 56 | 102 |
| PORTA WESTFALICA | 78 | 42 | - | - | - | - | 15 | 42 |
| SIEGERLAND | 838 | 276 | - | - | 11 | 71 | 13 | 48 |
| STADTLOHN-WENNINGFELD | 500 | 172 | - | - | - | - | 5 | 17 |
| WESEL-ROEMERWARDT | - | - | - | - | - | - | - | - |
| NORDRHEIN-WESTFALEN | 10 614 | 21 087 | 751 | 14 611 | 71 | 2 473 | 1 478 | 2 941 |

JUNI 1991

FLUGPLAETZEN
NACH FLUGARTEN

| RUNDFLUEGE | | GEWERBLICHE SCHULFLUEGE | | SONSTIGE GEWERBLICHE FLUEGE | | FLUGPLATZ LAND |
|------------|------------|-------------------------|------------------------|-----------------------------|------------------------|--------------------------|
| STARTS | EINSTEIGER | STRECKEN- FLUEGE | PLATZRUNDEN- FLUEGE | STRECKEN- FLUEGE | PLATZRUNDEN- FLUEGE | |
| | | STARTS | STARTS | STARTS | STARTS | |
| - | - | - | - | - | - | BORDELMUM |
| - | - | 18 | 15 | - | - | FLENSBURG-SCHAEFERHAUS |
| - | - | - | - | - | - | GRUBE |
| 166 | - | 60 | 713 | - | - | HARTENHOLM |
| - | - | 9 | 20 | - | - | HEIDE-BUESUM |
| - | - | - | - | - | - | HELGOLAND-DUENE |
| 29 | 75 | 8 | 437 | 7 | 9 | KIEL-HOLTENAU |
| 5 | 58 | 4 | 8 | 29 | 79 | LUEBECK |
| - | - | - | - | - | - | NEUMUENSTER |
| 43 | 47 | 99 | 389 | - | 134 | RENDSBURG-SCHACHTHOLM |
| - | - | 10 | 24 | - | - | ST. MICHAELISDONN |
| - | - | 3 | 1 | - | - | ST. PETER-ORDING |
| - | - | 55 | 717 | - | - | UETERSEN |
| 3 | 13 | 57 | 161 | 12 | - | WESTERLAND/SVLT |
| 256 | 1 123 | - | - | - | - | WYK AUF FOEHR |
| 502 | 1 316 | 323 | 2 485 | 48 | 222 | SCHLESWIG-HOLSTEIN |
| - | - | - | - | - | - | HAMBURG-FINKENWERDER |
| - | - | - | - | - | - | HAMBURG |
| - | - | - | - | - | - | BALTRUM |
| 28 | 117 | 20 | 154 | - | - | BORKUM |
| - | - | 59 | 590 | - | 46 | BRAUNSCHWEIG |
| - | - | 22 | 56 | - | - | DAMME |
| 4 | 11 | 2 | 6 | 4 | 2 | EMDEN |
| 24 | 74 | 17 | 249 | 29 | - | GANDERKESEE |
| - | - | - | - | - | - | HANNOVER-MESSE |
| 18 | 50 | - | - | 3 | 6 | HARLE |
| - | - | - | - | - | 2 | HARSTE |
| 13 | 28 | - | - | - | - | JUIST |
| - | - | - | - | - | - | LANGEOOG |
| 42 | 119 | - | 61 | - | 1 | LEER-NUETTERMOOR |
| 32 | 109 | - | - | - | 8 | NORDEN-NORDDEICH |
| - | - | - | - | - | - | NORDERNEY |
| - | - | - | - | 9 | 1 | NORDHORN-KLAUSHEIDE |
| - | - | - | - | 18 | 39 | OLDENBURG-HATTEN |
| - | - | 13 | 1 | 1 | 10 | OSNABRUECK-ATTERHEIDE |
| - | - | 8 | 35 | 5 | 21 | PEINE-EDDESSE |
| - | - | - | - | - | - | UELZEN |
| - | - | 3 | - | - | - | WANGEROOGE |
| - | - | 5 | 55 | 1 | 2 | WILHELMSHAVEN-MARIENSIEL |
| 161 | 508 | 149 | 1 207 | 70 | 138 | NIEDERSACHSEN |
| 29 | 86 | 6 | 22 | - | 14 | BREMERHAVEN-AM LUNEORT |
| 29 | 86 | 6 | 22 | - | 14 | BREMEN |
| 86 | 258 | 65 | 1 252 | 1 | 5 | AACHEN-MERZBRUECK |
| - | - | - | - | 22 | - | AHLEN-NORD |
| - | - | 15 | 18 | 41 | - | ARNSBERG |
| 2 | 12 | - | - | 16 | - | BIELEFELD-WINDELSBLEICHE |
| - | - | - | - | - | - | BONN-HANGELAR |
| - | - | 80 | 239 | - | 5 | BORKENBERGE |
| - | - | 78 | 363 | - | - | DAHLEMER-BINZ |
| - | - | 45 | 294 | 6 | - | DINSLAKEN-SCHWARZE HEIDE |
| 64 | 299 | 38 | 464 | 3 | 10 | DORTMUND-WICKEDE |
| - | - | 169 | 1 016 | 9 | 86 | ESSEN-MUELHEIM |
| - | - | 24 | 322 | 22 | 55 | GREFRATH-NIERSHORST |
| - | - | - | 11 | 9 | - | HOEXTER-HOLZMINDEN |
| - | - | - | - | - | - | KOELN-DEUTZ |
| - | - | - | - | - | - | LEVERKUSEN-KURTEKOTTEN |
| - | - | 350 | 95 | - | 16 | MARL-LOEMUEHLE |
| - | - | - | - | - | - | MESCHEDE-SCHUEREN |
| 14 | 33 | 167 | 1 084 | 9 | 14 | MOENCHENGLADBACH |
| 72 | 148 | 59 | 104 | 23 | - | PADERBORN-LIPPSTADT |
| - | - | 9 | - | 26 | 28 | PORTA WESTFALICA |
| 47 | 157 | 105 | 608 | 33 | 21 | SIEGERLAND |
| 60 | 155 | 33 | 394 | - | 8 | STADTLOHN-WENNINGFELD |
| - | - | - | - | - | - | WESEL-ROEMERWARDT |
| 345 | 1 062 | 1 237 | 6 264 | 220 | 248 | NORDRHEIN-WESTFALEN |

| FLUGPLATZ LAND | INSGESAMT | | LINIEN- UND LINIENAEHNLICHER VERKEHR | | PAUSCHALFLUGREISE- TRAMP- UND ANFORDERUNGS- VERKEHR | | TAXIVERKEHR | |
|---------------------------|-----------|------------|--|------------|---|------------|-------------|------------|
| | STARTS | EINSTEIGER | STARTS | EINSTEIGER | STARTS | EINSTEIGER | STARTS | EINSTEIGER |
| BAD NAUHEIM/REICHELHEIM | 2 372 | - | - | - | - | - | - | - |
| BREITSCHEID | 642 | 21 | - | - | - | - | - | - |
| EGELSBACH | 885 | 170 | - | - | 2 | 2 | 20 | 70 |
| KASSEL-CALDEN | 459 | 207 | - | - | 5 | 10 | 87 | 148 |
| KORBACH | 174 | - | - | - | - | - | - | - |
| MICHELSTADT | - | - | - | - | - | - | - | - |
| RUEDESHEIM | - | - | - | - | - | - | - | - |
| HESSEN | 4 532 | 398 | - | - | 7 | 12 | 107 | 218 |
| BAD-DUERKHEIM | - | - | - | - | - | - | - | - |
| BOPPARD-JAKOBSBERG | - | - | - | - | - | - | - | - |
| GERMERSHEIM | - | - | - | - | - | - | - | - |
| KOBLENZ-WINNINGEN | 263 | 219 | - | - | - | - | 12 | 49 |
| MAINZ-LERCHENBERG | 8 | - | - | - | - | - | - | - |
| PIRMASENS-ZWEIBRUECKEN | 201 | - | - | - | - | - | - | - |
| SAFFIG | - | - | - | - | - | - | - | - |
| SPEYER | 656 | 69 | - | - | - | - | 11 | 41 |
| WEINSHEIM | - | - | - | - | - | - | - | - |
| WORMS | 976 | 34 | - | - | - | - | 13 | 34 |
| RHEINLAND-PFALZ | 2 104 | 322 | - | - | - | - | 36 | 124 |
| AALEN-HEIDENHEIM | 155 | - | - | - | - | - | - | - |
| BADEN-BADEN | 610 | 206 | - | - | - | - | 55 | 176 |
| BIBERACH/RISS | 20 | - | - | - | - | - | - | - |
| DONAUESCHINGEN-VILLINGEN | 290 | - | - | - | - | - | - | - |
| FREIBURG I. BR. | 616 | 379 | - | - | - | - | 49 | 179 |
| FRIEDRICHSHAFEN | 682 | 7 076 | 295 | 4 831 | 41 | 1 818 | 155 | 427 |
| HEUBACH | 220 | 3 | - | - | - | - | 3 | 3 |
| IMMENSTADT | - | - | - | - | - | - | - | - |
| KARLSRUHE-FORCHHEIM | 470 | 723 | - | - | - | - | 49 | 288 |
| KONSTANZ | 107 | - | - | - | - | - | - | - |
| LEUTKIRCH-UNTERZEIL | 130 | 54 | - | - | - | - | 12 | 54 |
| MANNHEIM-NEUOSTHEIM | 501 | 1 157 | 78 | 504 | 4 | 17 | 121 | 372 |
| MENGEN | 1 440 | 43 | - | - | - | - | 18 | 30 |
| MOSBACH-LOHRBACH | 1 392 | - | - | - | - | - | - | - |
| NIEDERSTETTEN | - | - | - | - | - | - | - | - |
| OEDHEIM | 186 | - | - | - | - | - | 3 | - |
| OFFENBURG | 27 | 26 | - | - | - | - | 16 | 26 |
| REUTLINGEN-BETZINGEN | 3 | - | - | - | - | - | - | - |
| ROTTWEIL-ZEPFENHAN | 127 | - | - | - | - | - | - | - |
| SCHWENNINGEN A. N. | - | - | - | - | - | - | - | - |
| TANNHEIM | 281 | - | - | - | - | - | - | - |
| WALLDUERN | 76 | 10 | - | - | - | - | 5 | 10 |
| WINZELN-SCHRAMBERG | - | - | - | - | - | - | - | - |
| BADEN-WUERTTEMBERG | 7 333 | 9 677 | 373 | 5 335 | 45 | 1 835 | 486 | 1 565 |
| ASCHAFFENBURG | 373 | - | - | - | - | - | - | - |
| AUGSBURG-MUEHLHAUSEN | 1 442 | 2 587 | 231 | 2 401 | 4 | 135 | 23 | 51 |
| BAYREUTH | 862 | 556 | 156 | 369 | - | - | 15 | 63 |
| COBURG-BRANDENSTEINSEBENE | 26 | 4 | - | - | - | - | 15 | 4 |
| EGGENFELDEN | 1 327 | 7 | - | - | - | - | 2 | 7 |
| HASSFURT | 52 | 3 | - | - | - | - | 1 | 3 |
| HERZOGENAURACH | 629 | - | - | - | - | - | - | - |
| HOF | 627 | 1 194 | 84 | 649 | 24 | 411 | 10 | 29 |
| JESENWANG | 557 | 340 | - | - | - | - | - | - |
| KEMPTEN-DURACH | 455 | - | - | - | - | - | - | - |
| KULMBACH | 5 | - | - | - | - | - | - | - |
| LANDSHUT | 1 356 | - | - | - | - | - | 5 | - |
| MAINBULLAU | 31 | - | - | - | - | - | - | - |
| MUEHLDOERF | - | - | - | - | - | - | - | - |
| ROSENTHAL-FIELD-PLOESSEN | 412 | - | - | - | - | - | - | - |
| STRAUBING-WALLMUEHLE | 167 | 93 | - | - | - | - | 43 | 93 |
| VILSHOFEN | 85 | 117 | - | - | - | - | 30 | 117 |
| WILDBERG B. LINDAU | - | - | - | - | - | - | - | - |
| WUERZBURG-SCHENKENTURM | 8 | 6 | - | - | - | - | 1 | 6 |
| BAYERN | 8 414 | 4 907 | 471 | 3 419 | 28 | 546 | 145 | 373 |
| SAARLOUIS-DUEREN | 220 | - | - | - | - | - | - | - |
| SAARLAND | 220 | - | - | - | - | - | - | - |
| BUNDES GEBIET 1) | 44 735 | 62 201 | 6 038 | 43 488 | 415 | 5 556 | 3 687 | 8 308 |

1) EINSCHL. 3 270 STARTS UND 24 335 EINSTEIGER, DIE AUF AUSGEWAELHTEN FLUGHAEFEN NOCHMALS ENTHALTEN SIND.- DIE ANGABEN BEZIEHEN SICH AUF DEN GEBIETSSTAND VOR DEM 3. OKTOBER 1990

JUNI 1991

FLUGPLAETZEN

NACH FLUGARTEN

| RUNDFLUEGE | | GEWERBLICHE SCHULFLUEGE | | SONSTIGE GEWERBLICHE FLUEGE | | FLUGPLATZ LAND |
|------------|------------|-------------------------|------------------------|-----------------------------|------------------------|---------------------------|
| STARTS | EINSTEIGER | STRECKEN- FLUEGE | PLATZRUNDEN- FLUEGE | STRECKEN- FLUEGE | PLATZRUNDEN- FLUEGE | |
| | | STARTS | STARTS | STARTS | STARTS | |
| 205 | - | 515 | 1 150 | 502 | - | BAD NAUHEIM/REICHELHEIM |
| 9 | 21 | 35 | 197 | 101 | 300 | BREITSCHEID |
| 26 | 98 | 122 | 698 | 3 | 14 | EGELSBACH |
| 18 | 49 | - | 117 | 61 | 171 | KASSEL-CALDEN |
| - | - | 22 | 152 | - | - | KORBACH |
| - | - | - | - | - | - | MICHELSTADT |
| - | - | - | - | - | - | RUEDESHEIM |
| 258 | 169 | 694 | 2 314 | 667 | 485 | HESSEN |
| - | - | - | - | - | - | BAD-DUERCKHEIM |
| - | - | - | - | - | - | BOPPARD-JAKOBSBERG |
| - | - | - | - | - | - | GERMERSHEIM |
| 48 | 170 | 26 | 142 | 7 | 28 | KOBLENZ-WINNINGEN |
| - | - | - | - | 8 | - | MAINZ-LERCHENBERG |
| - | - | 17 | 122 | 34 | 28 | PIRMASENS-ZWEIBRUECKEN |
| - | - | - | - | - | - | SAFFIG |
| 14 | 28 | 86 | 520 | 16 | 9 | SPEYER |
| - | - | - | - | - | - | WEINSHEIM |
| - | - | 221 | 693 | 34 | 15 | WORMS |
| 62 | 198 | 350 | 1 477 | 99 | 80 | RHEINLAND-PFALZ |
| - | - | 36 | 119 | - | - | AALEN-HEIDENHEIM |
| 7 | 30 | 15 | 526 | - | 7 | BADEN-BADEN |
| - | - | 3 | 17 | - | - | BIBERACH/RISS |
| - | - | 15 | 275 | - | - | DOMAUESCHINGEN-VILLINGEN |
| 82 | 200 | 33 | 448 | - | 4 | FREIBURG I. BR. |
| - | - | 44 | 147 | - | - | FRIEDRICHSHAFEN |
| - | - | 20 | 191 | 4 | 2 | HEUBACH |
| - | - | - | - | - | - | IMMENSTAAD |
| 121 | 435 | 4 | 264 | 27 | 5 | KARLSRUHE-FORCHHEIM |
| - | - | 15 | 92 | - | - | KONSTANZ |
| - | - | 42 | 74 | - | - | LEUTKIRCH-UMTERZEIL |
| 35 | 264 | 22 | 238 | - | 3 | MANNHEIM-NEUSTHEIM |
| 5 | 13 | 121 | 1 284 | 12 | - | MENGEN |
| 156 | - | 294 | 801 | 141 | - | MOSBACH-LOHRBACH |
| - | - | - | - | - | - | NIEDERSTETTEN |
| 1 | - | 6 | 94 | 37 | 45 | OEDHEIM |
| - | - | 2 | 2 | 7 | - | OFFENBURG |
| - | - | - | - | 3 | - | REUTLINGEN-BETZINGEN |
| - | - | 29 | 98 | - | - | ROTTWEIL-ZEPFENHAN |
| - | - | - | - | - | - | SCHWENNINGEN A. N. |
| - | - | 13 | 142 | - | 126 | TANNHEIM |
| - | - | 12 | 59 | - | - | WALLDUERN |
| - | - | - | - | - | - | WINZELN-SCHRAMBERG |
| 407 | 942 | 726 | 4 871 | 231 | 194 | BADEN-WUERTTEMBERG |
| - | - | - | 365 | 8 | - | ASCHAFFENBURG |
| - | - | 64 | 1 030 | 36 | 54 | AUGSBURG-MUEHLHAUSEN |
| 32 | 124 | 59 | 598 | 2 | - | BAYREUTH |
| - | - | 2 | - | - | 9 | COBURG-BRANDENSTEINSEBENE |
| - | - | 87 | 551 | 193 | 494 | EGGENFELDEN |
| - | - | 7 | 26 | 2 | 16 | HASSFURT |
| - | - | 57 | 565 | 3 | 4 | HERZOGENAURACH |
| 27 | 105 | 44 | 401 | 6 | 31 | HOF |
| 104 | 340 | 34 | 419 | - | - | JESENWANG |
| - | - | 24 | 431 | - | - | KEMPTEN-DURACH |
| - | - | 2 | 3 | - | - | KULMBACH |
| 14 | - | - | 1 307 | 30 | - | LANDSHUT |
| - | - | 5 | 22 | 4 | - | MAINBULLAU |
| - | - | - | - | - | - | MUEHLDOEF |
| - | - | 11 | 401 | - | - | ROSENTHAL-FIELD-PLOESSEN |
| - | - | 52 | 71 | 1 | - | STRAUBING-WALLMUEHLE |
| - | - | 12 | 7 | 30 | 6 | VILSHOFEN |
| - | - | - | - | - | - | WILDBERG B. LINDAU |
| - | - | - | - | 7 | - | WUERZBURG-SCHENKENTURM |
| 177 | 569 | 460 | 6 197 | 322 | 614 | BAYERN |
| - | - | 11 | 206 | - | 3 | SAARLOUIS-DUEREN |
| - | - | 11 | 206 | - | 3 | SAARLAND |
| 1 941 | 4 849 | 3 956 | 25 043 | 1 657 | 1 998 | BUNDES GEBIET 1) |

4 VERKEHRSLEISTUNGEN JUNI 1991

| VERKEHRSART | FLUEGE 1) | FLUG-KM | PERSONEN-KM | FRACHT-TKM | POST-TKM |
|--|----------------|----------------|------------------|----------------|---------------|
| | ANZAHL | 1 000 | | | |
| VERKEHR INNERHALB DES BUNDESGBIETES | | | | | |
| LINIENVERKEHR | 21 636 | 7 677 | 492 192 | 2 250 | 2 555 |
| GELEGENHEITSVRKEHR | 8 088 | 1 652 | 18 277 | 263 | 0 |
| UEBERFUHRUNGSFLUEGE | 287 | 77 | - | - | - |
| ZUSAMMEN | 30 011 | 9 406 | 510 469 | 2 513 | 2 555 |
| VERKEHR MIT GEBIETEN AUSSERHALB DES BUNDESGBIETES - ABGANG | | | | | |
| LINIENVERKEHR | 20 722 | 5 069 | 351 820 | 13 052 | 896 |
| GELEGENHEITSVRKEHR | 7 540 | 1 942 | 235 551 | 1 747 | 5 |
| UEBERFUHRUNGSFLUEGE | 133 | 30 | - | - | - |
| ZUSAMMEN | 28 395 | 7 040 | 587 371 | 14 799 | 901 |
| VERKEHR MIT GEBIETEN AUSSERHALB DES BUNDESGBIETES - ANKUNFT | | | | | |
| LINIENVERKEHR | 20 706 | 5 063 | 360 518 | 12 028 | 745 |
| GELEGENHEITSVRKEHR | 7 471 | 1 926 | 229 319 | 1 397 | 1 |
| UEBERFUHRUNGSFLUEGE | 203 | 50 | - | - | - |
| ZUSAMMEN | 28 380 | 7 040 | 589 838 | 13 425 | 746 |
| GESAMTVRKEHR | | | | | |
| LINIENVERKEHR | 63 064 | 17 809 | 1 204 530 | 27 331 | 4 196 |
| GELEGENHEITSVRKEHR | 23 099 | 5 520 | 483 147 | 3 407 | 6 |
| UEBERFUHRUNGSFLUEGE | 623 | 158 | - | - | - |
| INSGESAMT | 86 786 | 23 487 | 1 687 677 | 30 738 | 4 202 |
| JAN. BIS JUNI | 464 043 | 125 349 | 7 742 195 | 183 407 | 24 314 |

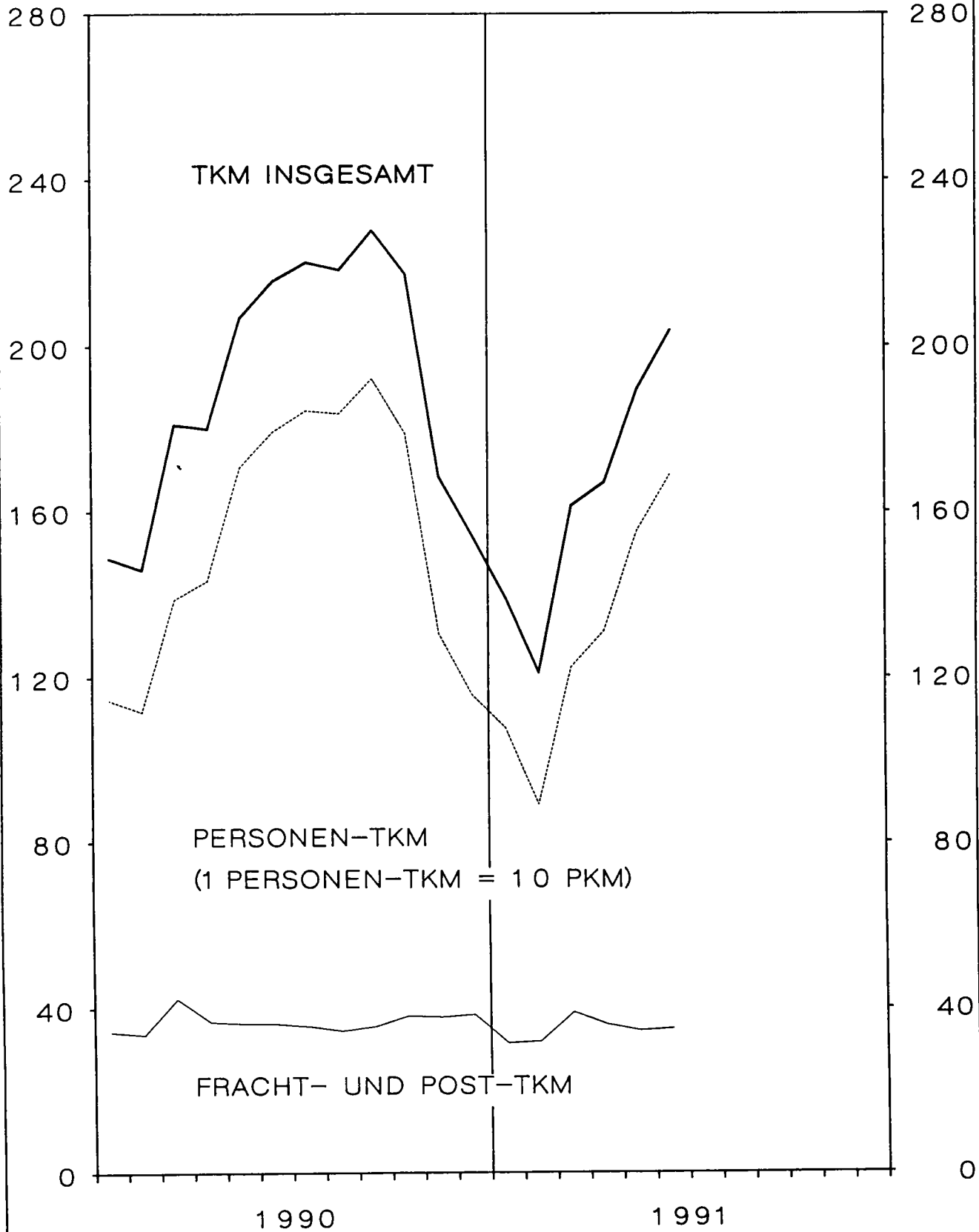
| VERKEHRSART | VERKEHRS- LEISTUNGEN GESAMT-TKM 2) | JAN. BIS JUNI | ANGEBOTENE GESAMTKAPA- ZITAETS-TKM | ANGEBOTENE SITZPLATZ- KM | AUSNUTZUNGSGRAD IM PERS.- VRKEHR | VERKEHR INSGESAMT |
|--|--|---------------------|--|--------------------------------|--|----------------------|
| | | 1 000 | | | % | |
| VERKEHR INNERHALB DES BUNDESGBIETES | | | | | | |
| LINIENVERKEHR | 54 024 | 288 814 | 97 653 | 790 737 | 62 | 55 |
| GELEGENHEITSVRKEHR | 2 091 | 10 758 | 5 249 | 41 073 | 46 | 41 |
| ZUSAMMEN | 56 115 | 299 572 | 102 901 | 831 811 | 61 | 54 |
| VERKEHR MIT GEBIETEN AUSSERHALB DES BUNDESGBIETES - ABGANG | | | | | | |
| LINIENVERKEHR | 49 130 | 241 843 | 86 977 | 603 271 | 59 | 56 |
| GELEGENHEITSVRKEHR | 25 307 | 95 486 | 35 569 | 297 479 | 79 | 71 |
| ZUSAMMEN | 74 437 | 337 329 | 122 546 | 900 750 | 65 | 60 |
| VERKEHR MIT GEBIETEN AUSSERHALB DES BUNDESGBIETES - ANKUNFT | | | | | | |
| LINIENVERKEHR | 48 825 | 253 071 | 87 323 | 603 161 | 61 | 56 |
| GELEGENHEITSVRKEHR | 24 329 | 91 967 | 35 572 | 298 887 | 78 | 69 |
| ZUSAMMEN | 73 155 | 345 038 | 122 895 | 902 049 | 66 | 60 |
| GESAMTVRKEHR | | | | | | |
| LINIENVERKEHR | 151 980 | 783 728 | 271 953 | 1 997 170 | 60 | 56 |
| GELEGENHEITSVRKEHR | 51 727 | 198 211 | 76 389 | 637 439 | 76 | 68 |
| INSGESAMT | 203 707 | 981 939 | 348 342 | 2 634 609 | 64 | 59 |
| JAN. BIS JUNI | 981 939 | - | 1 811 941 | 13 353 021 | 59 | 55 |

1) PASSAGIER- UND NICHPASSAGIERFLUEGE (Z.B. ARBEITSVRKEHR, GEWERBLICHE SCHULFLUEGE). - 2) PKM PLUS FRACHT-TKM PLUS POST-TKM - (1 PKM = 0,1 TKM).

TRANSPORTLEISTUNG IM LUFTVERKEHR ÜBER DEM BUNDESgebiet

MILL.TKM

MILL.TKM



5 PERSONENVERKEHR

5. 1 VERFLECHTUNG IM VERKEHR

5. 1. 1 EIN-/

| NACH STRECKENZIEL- FLUGPLATZ | VON STRECKEN | | | | | | | | |
|---------------------------------|------------------|-------------------|-----------------|----------------------|---------------------|--------------------|--------------------|--------------------|-------------------|
| | HAMBURG (HAM) | HANNOVER (HAJ) | BREMEN (BRE) | DUESSELDORF (DUS) | KOELN/BONN (CGN) | FRANKFURT (FRA) | STUTTGART (STR) | NUERNBERG (NUE) | MUENCHEN (MUC) |
| EIN-/AUSSTEIGER | | | | | | | | | |
| INSGESAMT | | | | | | | | | |
| HAMBURG | 27 | 58 | 4 | 15 316 | 10 414 | 54 771 | 12 013 | 4 234 | 24 367 |
| HANNOVER | 254 | 24 | 2 | 615 | 6 | 18 010 | 4 880 | 1 668 | 9 033 |
| BREMEN | - | 13 | 53 | 163 | 3 | 16 837 | 3 178 | 754 | 4 573 |
| DUESSELDORF | 15 806 | 575 | 183 | - | - | 24 212 | 10 547 | 5 436 | 33 623 |
| KOELN/BONN | 10 727 | 13 | 3 | 2 | - | 10 260 | 1 215 | 1 790 | 18 908 |
| FRANKFURT | 53 761 | 16 356 | 15 873 | 20 913 | 8 791 | 331 | 12 526 | 12 586 | 49 124 |
| STUTTGART | 12 394 | 4 911 | 3 361 | 10 883 | 1 179 | 11 307 | 534 | 2 | 467 |
| NUERNBERG | 3 876 | 1 731 | 846 | 5 290 | 1 840 | 14 640 | 6 | 123 | 285 |
| MUENCHEN | 26 261 | 9 240 | 4 682 | 37 102 | 18 892 | 54 926 | 272 | 352 | 211 |
| BERLIN (TEGEL) | 12 954 | 6 332 | 3 811 | 29 686 | 26 260 | 64 897 | 19 523 | 8 163 | 27 835 |
| BERLIN (SCHOENEFELD) .. | 3 | - | - | - | - | - | 188 | - | - |
| SAARBRUECKEN | 545 | - | 1 | 5 | 23 | - | - | - | - |
| MUENSTER/OSNABRUECK .. | - | 2 | 39 | - | 7 | 1 952 | - | 26 | 540 |
| LEIPZIG | 1 479 | 621 | 138 | 5 746 | 1 159 | 3 675 | 182 | - | 1 297 |
| DRESDEN | 2 028 | 319 | 148 | 2 774 | 2 601 | 6 583 | 1 605 | 163 | 2 037 |
| SONSTIGE FLUGPLAETZE .. | 966 | - | 279 | 1 250 | 2 028 | 6 799 | 3 179 | 488 | 1 690 |
| | | | | | | 3 901 | 1 461 | 705 | 4 201 |
| BUNDESGBIET | 141 101 | 40 195 | 29 423 | 129 745 | 73 203 | 293 101 | 71 309 | 36 490 | 178 191 |

5. 1. 2. REISENDE

| NACH ENDZIEL- FLUGPLATZ | VON | | | | | | | | |
|----------------------------|------------------|-------------------|-----------------|----------------------|---------------------|--------------------|--------------------|--------------------|-------------------|
| | HAMBURG (HAM) | HANNOVER (HAJ) | BREMEN (BRE) | DUESSELDORF (DUS) | KOELN/BONN (CGN) | FRANKFURT (FRA) | STUTTGART (STR) | NUERNBERG (NUE) | MUENCHEN (MUC) |
| REISENDE | | | | | | | | | |
| INSGESAMT | | | | | | | | | |
| HAMBURG | 27 | 5 | 8 | 14 244 | 9 915 | 52 453 | 12 036 | 4 311 | 23 702 |
| HANNOVER | 211 | 24 | 5 | 619 | 16 | 17 412 | 4 936 | 1 731 | 9 135 |
| BREMEN | 11 | 13 | 53 | 167 | 14 | 15 622 | 3 294 | 1 035 | 4 987 |
| DUESSELDORF | 13 348 | 516 | 194 | - | - | 22 335 | 8 895 | 5 184 | 30 159 |
| KOELN/BONN | 10 392 | 19 | 6 | 2 | - | 9 640 | 1 326 | 1 855 | 18 763 |
| FRANKFURT | 35 264 | 5 601 | 7 770 | 7 959 | 1 857 | 331 | 2 461 | 2 378 | 33 082 |
| STUTTGART | 12 452 | 4 822 | 3 395 | 10 440 | 1 163 | 10 327 | 534 | 4 | 449 |
| NUERNBERG | 4 403 | 1 791 | 1 075 | 5 438 | 2 018 | 13 051 | 13 | 123 | 275 |
| MUENCHEN | 23 888 | 8 325 | 4 808 | 34 479 | 17 284 | 50 632 | 202 | 343 | 211 |
| BERLIN (TEGEL) | 12 765 | 6 330 | 3 812 | 29 571 | 26 181 | 64 486 | 19 426 | 8 152 | 27 855 |
| BERLIN (SCHOENEFELD) .. | 3 | - | - | - | - | - | 95 | - | - |
| SAARBRUECKEN | 711 | 91 | 92 | 26 | 31 | 1 214 | 2 | 47 | 586 |
| MUENSTER/OSNABRUECK .. | 6 | 2 | 41 | - | 7 | 3 168 | 250 | 106 | 1 493 |
| LEIPZIG | 1 668 | 632 | 186 | 5 771 | 1 377 | 5 469 | 1 707 | 190 | 2 313 |
| DRESDEN | 2 084 | 360 | 198 | 2 894 | 2 741 | 5 698 | 3 292 | 474 | 2 098 |
| SONSTIGE FLUGPLAETZE .. | 1 265 | 91 | 383 | 1 338 | 1 925 | 3 147 | 1 405 | 721 | 4 284 |
| BUNDESGBIET | 118 498 | 28 622 | 22 026 | 112 948 | 64 529 | 274 985 | 59 874 | 26 654 | 159 392 |

JUNI 1991

INNERHALB DES BUNDESGBIETES

AUSSTEIGER

HERKUNFTSFLUGPLATZ

| HERKUNFTSFLUGPLATZ | | | | | | | | NACH STRECKENZIEL- FLUGPLATZ |
|----------------------|-------|-----------------------|-----------------------|------------------|------------------|----------|-----------|---------------------------------|
| B E R L I N (TKL) | (SXF) | SAARBRUECKEN (SCN) | MUENSTER/OSN (FMO) | LEIPZIG (LEJ) | DRESDEN (DRS) | SONSTIGE | INSGESAMT | EIN-/AUSSTEIGER INSGESAMT |
| 12 881 | 4 | 533 | - | 1 473 | 1 975 | 1 124 | 139 194 | HAMBURG |
| 6 353 | - | - | 1 | 730 | 231 | - | 41 807 | HANNOVER |
| 3 850 | - | - | 1 | 136 | 124 | 267 | 29 952 | BREMEN |
| 30 166 | - | 6 | 7 | 4 938 | 2 946 | 1 343 | 129 788 | DUESSELDORF |
| 26 104 | - | - | 4 | 1 635 | 2 473 | 2 008 | 75 142 | KOELN/BONN |
| 64 607 | 63 | 2 117 | 3 401 | 6 530 | 6 623 | 3 988 | 277 590 | FRANKFURT |
| 20 857 | 1 | 6 | 213 | 1 738 | 3 125 | 1 729 | 72 707 | STUTTGART |
| 8 271 | - | 8 | - | 240 | 439 | 540 | 38 135 | MUERNBERG |
| 28 716 | 4 | 493 | 1 205 | 1 799 | 2 035 | 4 251 | 190 441 | MUENCHEN |
| - | - | 2 058 | 2 049 | - | 18 | 6 977 | 210 563 | BERLIN (TEGEL) |
| - | 207 | - | - | 15 | - | 19 | 432 | BERLIN (SCHOENEFELD) |
| 2 085 | - | 18 | 16 | - | - | 15 | 5 226 | SAARBRUECKEN |
| 2 427 | - | 1 | - | 4 | 2 | 58 | 7 694 | MUENSTER/OSNABRUECK |
| - | 16 | - | 9 | 310 | 495 | 1 118 | 21 479 | LEIPZIG |
| 14 | - | 1 | 9 | 288 | - | 896 | 21 234 | DRESDEN |
| 6 917 | 14 | 15 | 37 | 1 148 | 776 | 2 | 23 720 | SONSTIGE FLUGPLAETZE |
| 213 248 | 309 | 5 256 | 6 952 | 20 984 | 21 262 | 24 335 | 1 285 104 | BUNDESGBIET |

HERKUNFTSFLUGPLATZ

| HERKUNFTSFLUGPLATZ | | | | | | | | NACH ENDZIEL- FLUGPLATZ |
|----------------------|-------|-----------------------|-----------------------|------------------|------------------|----------|-----------|----------------------------|
| B E R L I N (TKL) | (SXF) | SAARBRUECKEN (SCN) | MUENSTER/OSN (FMO) | LEIPZIG (LEJ) | DRESDEN (DRS) | SONSTIGE | INSGESAMT | REISENDE INSGESAMT |
| 11 822 | 4 | 729 | 7 | 1 637 | 2 038 | 1 355 | 134 293 | HAMBURG |
| 6 349 | - | 91 | 2 | 738 | 291 | 89 | 41 649 | HANNOVER |
| 3 869 | - | 100 | 2 | 172 | 188 | 345 | 29 872 | BREMEN |
| 28 897 | - | 37 | 10 | 4 960 | 3 061 | 1 382 | 118 978 | DUESSELDORF |
| 25 648 | - | 5 | 4 | 1 759 | 2 612 | 1 913 | 73 944 | KOELN/BONN |
| 52 864 | 63 | 172 | 1 128 | 4 001 | 4 595 | 3 027 | 162 553 | FRANKFURT |
| 20 629 | 1 | 13 | 282 | 1 805 | 3 162 | 1 730 | 71 208 | STUTTGART |
| 8 157 | - | 40 | 94 | 257 | 474 | 553 | 37 762 | MUERNBERG |
| 28 047 | 4 | 567 | 1 367 | 2 075 | 2 202 | 4 283 | 178 717 | MUENCHEN |
| - | - | 2 217 | 2 058 | - | 18 | 6 989 | 209 860 | BERLIN (TEGEL) |
| - | 207 | - | - | 15 | - | 19 | 339 | BERLIN (SCHOENEFELD) |
| 2 201 | - | 18 | 27 | 83 | 69 | 22 | 5 220 | SAARBRUECKEN |
| 2 434 | - | 11 | - | 44 | 37 | 77 | 7 676 | MUENSTER/OSNABRUECK |
| 4 | 16 | 83 | 37 | 310 | 495 | 1 161 | 21 419 | LEIPZIG |
| 19 | - | 90 | 49 | 288 | - | 904 | 21 189 | DRESDEN |
| 6 957 | 14 | 24 | 76 | 1 216 | 815 | 28 | 23 689 | SONSTIGE FLUGPLAETZE |
| 197 897 | 309 | 4 197 | 5 143 | 19 360 | 20 057 | 23 877 | 1 138 368 | BUNDESGBIET |

5 PERSONENVERKEHR

 5. 1 VERFLECHTUNG IM VERKEHR
 5. 1. 3 EINSTEIGER

| NACH STRECKENZIEL- FLUGPLATZ | VON STRECKEN | | | | | | | | |
|---------------------------------|------------------|-------------------|-----------------|----------------------|---------------------|--------------------|--------------------|--------------------|-------------------|
| | HAMBURG (HAM) | HANNOVER (HAJ) | BREMEN (BRE) | DUESSELDORF (DUS) | KOELN/BONN (CGN) | FRANKFURT (FRA) | STUTTGART (STR) | NUERNBERG (NUE) | MUENCHEN (MUC) |
| EINSTEIGER | | | | | | | | | |
| INSGESAMT | | | | | | | | | |
| SCHLESWIG-HOLSTEIN . | 558 | - | 19 | 240 | 719 | 760 | 6 | - | - |
| HELGOLAND | 278 | - | 19 | - | - | - | - | - | - |
| KIEL | 3 | - | - | 1 | 719 | 755 | 5 | - | - |
| LUEBECK | - | - | - | - | - | - | - | - | - |
| WESTERLAND/SYLT | 236 | - | - | 239 | - | 5 | - | - | - |
| UEB. SCHLESW. -HOLST | 41 | - | - | - | - | - | 1 | - | - |
| BREMEN | - | - | 12 | - | - | - | - | - | - |
| BREMERHAVEN | - | - | 12 | - | - | - | - | - | - |
| NIEDERSACHSEN | 14 | - | 228 | 77 | 5 | 2 | 7 | - | 1 |
| BORKUM | - | - | 8 | 77 | - | - | - | - | - |
| BRAUNSCHWEIG | 3 | - | - | - | 2 | 2 | 6 | - | - |
| EMDEN | - | - | - | - | 3 | - | - | - | - |
| HARLE | - | - | - | - | - | - | - | - | - |
| JUIST | - | - | 14 | - | - | - | - | - | - |
| NORDDEICH | - | - | 4 | - | - | - | - | - | - |
| WANGEROOG | - | - | 132 | - | - | - | - | - | - |
| NORDERNEY | - | - | 49 | - | - | - | - | - | 1 |
| LANGBOOG | - | - | 4 | - | - | - | - | - | - |
| UEB. NIEDERSACHSEN | 11 | - | 17 | - | - | - | 1 | - | - |
| NORDRHEIN-WESTFALEN | 2 | - | 7 | 4 | 80 | 344 | 1 101 | 413 | 3 990 |
| DORTMUND | - | - | - | - | - | - | 607 | 413 | 1 915 |
| PADERBORN-LIPPST. | - | - | - | 1 | 17 | 344 | 487 | - | 2 075 |
| SIEGERLAND | - | - | - | - | - | - | - | - | - |
| MOENCHENGLADBACH | - | - | - | - | - | - | - | - | - |
| UEB. NORDRH. -WESTF. | 2 | - | 7 | 3 | 63 | - | 7 | - | - |
| HESSEN | - | - | - | - | - | - | 1 | - | 1 |
| KASSEL | - | - | - | - | - | - | 1 | - | - |
| UEB. HESSEN | - | - | - | - | - | - | - | - | 1 |
| RHEINLAND-PFALZ | - | - | - | - | - | - | - | - | - |
| KOBLENZ | - | - | - | - | - | - | - | - | - |
| UEB. RHEINL. -PFALZ | - | - | - | - | - | - | - | - | - |
| BADEN-WUERTTEMBERG . | 10 | - | 13 | - | 829 | 1 752 | 339 | 173 | 3 |
| FREIBURG | - | - | - | - | - | - | 1 | - | - |
| FRIEDRICHSHAFEN .. | - | - | 4 | - | 829 | 1 752 | 294 | 171 | 3 |
| KARLSRUHE | - | - | - | - | - | - | - | - | - |
| MANNHEIM | - | - | - | - | - | - | - | 2 | - |
| UEB. BADEN-WUERTT. | 10 | - | 9 | - | - | - | 44 | - | - |
| BAYERN | 394 | - | - | 929 | 359 | 1 042 | 1 | 16 | 29 |
| AUGSBURG | 394 | - | - | 929 | 359 | 36 | - | - | - |
| BAYREUTH | - | - | - | - | - | 387 | - | - | - |
| HOF | - | - | - | - | - | 619 | - | - | - |
| OBERPFÄFFENHOFEN . | - | - | - | - | - | - | - | - | - |
| STRAUBING | - | - | - | - | - | - | - | - | - |
| UEB. BAYERN | - | - | - | - | - | - | 1 | 16 | 29 |
| MECKLENBURG-VORPOMME | 8 | - | - | - | - | - | - | - | - |
| HERINGSBORG | - | - | - | - | - | - | - | - | - |
| UEB. MECKLENBURG-VO | 8 | - | - | - | - | - | - | - | - |
| BRANDENBURG | - | - | - | - | - | - | - | - | 8 |
| UEB. BRANDENDURG .. | - | - | - | - | - | - | - | - | 8 |
| SACHSEN-ANHALT | - | - | - | - | - | - | - | - | - |
| UEB. SACHSEN-ANHALT | - | - | - | - | - | - | - | - | - |
| THUERINGEN | - | - | - | - | 36 | 1 | 6 | 103 | 169 |
| ERFURT | - | - | - | - | 36 | 1 | 6 | 103 | 169 |
| UEB. THUERINGEN ... | - | - | - | - | - | - | - | - | - |
| SACHSEN | - | - | - | - | - | - | - | - | - |
| MAGDEBURG | - | - | - | - | - | - | - | - | - |
| UEB. SACHSEN | - | - | - | - | - | - | - | - | - |
| BUNDESGBIET | 986 | - | 279 | 1 250 | 2 028 | 3 901 | 1 461 | 705 | 4 201 |

JUNI 1991

INNERHALB DES BUNDESGBIETES
NACH SONSTIGEN DEUTSCHEN FLUGPLAETZEN

| HERKUNFTSFLUGPLATZ | | | | | | | NACH STRECKENZIEL- FLUGPLATZ | |
|----------------------|-------|-----------------------|-----------------------|------------------|------------------|----------|---------------------------------|---|
| B E R L I N (TXL) | (SKF) | SAARBRUECKEN (SCN) | MUENSTER/OSN (FMO) | LEIPZIG (LEJ) | DRESDEN (DRS) | SONSTIGE | INSGESAMT | |
| 1 344 | - | - | - | 3 | 2 | - | 3 651 | EINSTEIGER ----- INSGESAMT ----- |
| - | - | - | - | - | - | - | 297 | SCHLESWIG-HOLSTEIN |
| 626 | - | - | - | - | - | - | 2 109 | HELGOLAND |
| - | - | - | - | 3 | - | - | 3 | KIEL |
| 718 | - | - | - | - | - | - | 1 198 | LUEBECK |
| - | - | - | - | - | 2 | - | 44 | WESTERLAND/SYLT |
| - | - | - | - | - | - | - | 12 | UEB. SCHLESW. -HOLST |
| - | - | - | - | - | - | - | 12 | BREMEN |
| 115 | - | - | 1 | 4 | 3 | 2 | 459 | BREMERHAVEN |
| - | - | - | - | - | - | - | 85 | NIEDERSACHSEN |
| 115 | - | - | - | 2 | - | - | 130 | BORKUM |
| - | - | - | - | - | - | - | 3 | BRAUNSCHWEIG |
| - | - | - | - | - | - | - | - | EMDEN |
| - | - | - | - | - | - | - | 14 | HARLE |
| - | - | - | - | - | - | - | 4 | JUIST |
| - | - | - | - | - | - | - | 132 | NORDDEICH |
| - | - | - | - | - | - | - | 50 | WANGEROOGE |
| - | - | - | - | - | - | 2 | 6 | NORDERNEY |
| - | - | - | 1 | 2 | 3 | - | 35 | LANGEOOG |
| 3 666 | 14 | - | 33 | 898 | 598 | - | 11 150 | UEB. NIEDERSACHSEN |
| 2 399 | - | - | 7 | 621 | 393 | - | 6 355 | NORDRHEIN-WESTFALEN |
| 1 266 | - | - | - | 90 | 66 | - | 4 346 | DORTMUND |
| - | - | - | - | - | - | - | - | PADERBORN-LIPPST. |
| 1 | 14 | - | - | 170 | 123 | - | 308 | SIEGERLAND |
| - | - | - | 26 | 17 | 16 | - | 141 | MOENCHENGLADBACH |
| - | - | - | - | - | 5 | - | 7 | UEB. NORDRH. -WESTF. |
| - | - | - | - | - | - | - | 1 | HESSEN |
| - | - | - | - | - | 5 | - | 6 | KASSEL |
| - | - | - | - | - | - | - | - | UEB. HESSEN |
| - | - | - | - | - | - | - | - | RHEINLAND-PFALZ |
| - | - | - | - | - | - | - | - | KOBLENZ |
| - | - | - | - | - | - | - | - | UEB. RHEINL. - PFALZ |
| 921 | - | 15 | 1 | 237 | 166 | - | 4 459 | BADEN-WUERTTEMBERG |
| - | - | - | - | 26 | - | - | 27 | FREIBURG |
| 921 | - | 15 | - | - | - | - | 3 989 | FRIEDRICHSHAFEN |
| - | - | - | 1 | - | - | - | 1 | KARLSRUHE |
| - | - | - | - | 179 | 144 | - | 325 | MANNHEIM |
| - | - | - | - | 32 | 22 | - | 117 | UEB. BADEN-WUERTT. |
| 654 | - | - | 2 | - | 2 | - | 3 428 | BAYERN |
| 654 | - | - | - | - | - | - | 2 372 | AUGSBURG |
| - | - | - | - | - | - | - | 387 | BAYREUTH |
| - | - | - | - | - | 2 | - | 621 | HOF |
| - | - | - | 2 | - | - | - | 2 | OBERPFAFFENHOFEN |
| - | - | - | - | - | - | - | - | STRAUBING |
| - | - | - | - | - | - | - | 46 | UEB. BAYERN |
| - | - | - | - | - | - | - | 8 | MECKLENBURG-VORPOMME |
| - | - | - | - | - | - | - | - | HERINGSDORF |
| - | - | - | - | - | - | - | 8 | UEB. MECKLENBURG-VO |
| - | - | - | - | - | - | - | 8 | BRANDENBURG |
| - | - | - | - | - | - | - | 8 | UEB. BRANDENBURG |
| - | - | - | - | - | - | - | - | SACHSEN-ANHALT |
| - | - | - | - | - | - | - | - | UEB. SACHSEN-ANHALT |
| 217 | - | - | - | 6 | - | - | 538 | THUERINGEN |
| 217 | - | - | - | 6 | - | - | 538 | ERFURT |
| - | - | - | - | - | - | - | - | UEB. THUERINGEN |
| - | - | - | - | - | - | - | - | SACHSEN |
| - | - | - | - | - | - | - | - | MAGDEBURG |
| - | - | - | - | - | - | - | - | UEB. SACHSEN |
| 6 917 | 14 | 15 | 37 | 1 148 | 776 | 2 | 23 720 | BUNDESGBIET |

5 PERSONENVERKEHR
 5.1 VERFLECHTUNG IM VERKEHR
 5.1.4 AUSSTEIGER

| VON STRECKENHERKUNFTS- FLUGPLATZ | NACH STRECKEN | | | | | | | | |
|-------------------------------------|------------------|-------------------|-----------------|----------------------|---------------------|--------------------|--------------------|--------------------|-------------------|
| | HAMBURG (HAM) | HANNOVER (HAJ) | BREMEN (BRE) | DUESSELDORF (DUS) | KOELN/BONN (CGN) | FRANKFURT (FRA) | STUTTGART (STR) | NUERNBERG (NUE) | MUENCHEN (MUC) |
| AUSSTEIGER | | | | | | | | | |
| INSGESAMT | | | | | | | | | |
| SCHLESWIG-HOLSTEIN . | 625 | - | 23 | 287 | 763 | 847 | 11 | - | 1 |
| HELGOLAND | 306 | - | 23 | - | - | - | - | - | - |
| KIEL | 2 | - | - | 1 | 763 | 843 | 11 | - | 1 |
| LUEBECK | - | - | - | - | - | - | - | - | - |
| WESTERLAND/SYLT .. | 279 | - | - | 286 | - | 4 | - | - | - |
| UEB. SCHLESW.-HOLST | 38 | - | - | - | - | - | - | - | - |
| BREMEN | - | - | 20 | - | - | - | - | - | - |
| BREMERHAVEN | - | - | 20 | - | - | - | - | - | - |
| NIEDERSACHSEN | 32 | - | 209 | 89 | 8 | 2 | 7 | - | - |
| BORKUM | - | - | 27 | 88 | - | - | - | - | - |
| BRAUNSCHWEIG | - | - | - | 1 | 5 | 2 | 6 | - | - |
| EMDEN | - | - | 2 | - | 3 | - | - | - | - |
| HARLE | - | - | - | - | - | - | - | - | - |
| JUIST | - | - | 31 | - | - | - | - | - | - |
| NORDDEICH | - | - | 4 | - | - | - | - | - | - |
| WANGEROOGE | - | - | 78 | - | - | - | - | - | - |
| NORDERNEY | - | - | 47 | - | - | - | - | - | - |
| LANGEBOG | - | - | - | - | - | - | - | - | - |
| UEB. NIEDERSACHSEN | 32 | - | 20 | - | - | - | 1 | - | - |
| NORDRHEIN-WESTFALEN | 5 | - | 3 | 10 | 99 | 307 | 1 286 | 438 | 3 970 |
| DORTMUND | - | - | - | - | - | - | 720 | 438 | 1 972 |
| PADEBORN-LIPPST. | 5 | - | - | 1 | - | 307 | 527 | - | 1 998 |
| SIEGEBRAND | - | - | - | - | - | - | - | - | - |
| MOENCHENGLADBACH .. | - | - | - | - | - | - | - | - | - |
| UEB. NORDRH.-WESTF. | - | - | 3 | 9 | 99 | - | 39 | - | - |
| HESSEN | - | - | - | - | - | - | - | - | - |
| KASSEL | - | - | - | - | - | - | - | - | - |
| UEB. HESSEN | - | - | - | - | - | - | - | - | - |
| RHEINLAND-PFALZ | - | - | - | - | - | - | - | - | - |
| KOBLENZ | - | - | - | - | - | - | - | - | - |
| UEB. RHEINL.-PFALZ | - | - | - | - | - | - | - | - | - |
| BADEN-WUERTTEMBERG . | 8 | - | 11 | - | 758 | 1 808 | 420 | 2 | 63 |
| FREIBURG | - | - | 4 | - | - | - | 4 | - | 2 |
| FRIEDRICHSHAFEN .. | - | - | - | - | 758 | 1 808 | 356 | - | 57 |
| KARLSRUHE | - | - | - | - | - | - | 5 | - | 2 |
| MANNHEIM | - | - | - | - | - | - | 1 | 2 | - |
| UEB. BADEN-WUERTT. | 8 | - | 7 | - | - | - | 54 | - | 2 |
| BAYERN | 441 | - | 1 | 953 | 342 | 1 023 | 5 | 4 | 35 |
| AUGSBURG | 440 | - | - | 953 | 342 | 37 | 1 | - | - |
| BAYREUTH | - | - | - | - | - | 334 | - | - | - |
| HOF | - | - | - | - | - | 652 | - | - | - |
| OBERPPAFFENHOFEN .. | - | - | - | - | - | - | 1 | - | - |
| STRAUBING | 1 | - | - | - | - | - | - | - | - |
| UEB. BAYERN | - | - | 1 | - | - | - | 3 | 4 | 35 |
| MECKLENBURG-VORPOMME | 5 | - | - | - | - | - | - | - | - |
| HERINGSORF | - | - | - | - | - | - | - | - | - |
| UEB. MECKLENBURG-VO | 5 | - | - | - | - | - | - | - | - |
| BRANDENBURG | - | - | - | 2 | - | - | - | - | 10 |
| UEB. BRANDENDURG .. | - | - | - | 2 | - | - | - | - | 10 |
| SACHSEN-ANHALT | - | - | - | - | - | - | - | - | - |
| UEB. SACHSEN-ANHALT | - | - | - | - | - | - | - | - | - |
| THUERINGEN | 8 | - | - | 2 | 38 | 1 | - | 96 | 172 |
| ERFURT | - | - | - | 2 | 38 | 1 | - | 96 | 172 |
| UEB. THUERINGEN ... | 8 | - | - | - | - | - | - | - | - |
| SACHSEN | - | - | - | - | - | - | - | - | - |
| MAGDEBURG | - | - | - | - | - | - | - | - | - |
| UEB. SACHSEN | - | - | - | - | - | - | - | - | - |
| BUNDESGBIET | 1 124 | - | 267 | 1 343 | 2 008 | 3 988 | 1 729 | 540 | 4 251 |

JUNI 1991

INNERHALB DES BUNDESGBIETES
VON SONSTIGEN DEUTSCHEN FLUGPLAETZEN

| ZIELFLUGPLATZ | | | | | | | VON STRECKENHERKUNFTS- FLUGPLATZ | |
|----------------------|-------|-----------------------|-----------------------|------------------|------------------|----------|-------------------------------------|-------------------------|
| B E R L I N (TXL) | (SKF) | SAARBRUECKEN (SCN) | MUENSTER/OSN (FMO) | LEIPZIG (LEJ) | DRESDEN (DRS) | SONSTIGE | INSGESAMT | |
| 1 384 | - | - | 1 | 3 | - | - | 3 945 | AUSSTEIGER |
| - | - | - | - | - | - | - | 329 | ----- |
| 618 | - | - | - | - | - | - | 2 239 | INSGESAMT |
| 766 | - | - | 1 | 3 | - | - | 4 | ----- |
| - | - | - | - | - | - | - | 1 335 | SCHLESWIG-HOLSTEIN |
| - | - | - | - | - | - | - | 38 | HELGOLAND |
| - | - | - | - | - | - | - | 20 | KIEL |
| - | - | - | - | - | - | - | 20 | LUEBECK |
| 134 | - | - | 2 | 4 | 3 | - | 490 | WESTERLAND/SYLT |
| - | - | - | - | - | - | - | 115 | UEB . SCHLESW . -HOLST |
| 134 | - | - | - | 2 | - | - | 150 | BREMEN |
| - | - | - | - | - | - | - | 5 | BREMERHAVEN |
| - | - | - | - | - | - | - | 31 | NIEDERSACHSEN |
| - | - | - | - | - | - | - | 4 | BORKUM |
| - | - | - | - | - | - | - | 78 | BRAUNSCHWEIG |
| - | - | - | - | - | - | - | 47 | EMDEN |
| - | - | - | 2 | 2 | 3 | - | 60 | HARLE |
| 3 712 | 19 | - | 41 | 951 | 619 | - | 11 460 | JUIST |
| 2 327 | - | - | 9 | 651 | 419 | - | 6 536 | NORDDEICH |
| 1 378 | - | - | 1 | 101 | 62 | - | 4 380 | WANGEROOGE |
| 7 | 19 | - | - | 187 | 117 | - | 330 | NORDERNEY |
| - | - | - | 31 | 12 | 21 | - | 214 | LANGEOOG |
| - | - | - | - | - | 5 | - | 5 | UEB . NIEDERSACHSEN |
| - | - | - | - | - | - | - | - | NORDRHEIN-WESTFALEN |
| - | - | - | - | - | 5 | - | 5 | DORTMUND |
| 853 | - | 15 | 1 | 153 | 267 | 2 | 4 361 | PADERBORN-LIPPST. |
| - | - | - | - | 25 | - | - | 35 | SIEGERLAND |
| 853 | - | 15 | - | - | - | - | 3 847 | MOENCHENGLADBACH |
| - | - | - | 1 | - | - | 2 | 10 | UEB . NORDRH . -WESTF . |
| - | - | - | - | 102 | 251 | - | 356 | HESSEN |
| - | - | - | - | 26 | 16 | - | 113 | KASSEL |
| 699 | - | - | 1 | - | 2 | - | 3 506 | UEB . HESSEN |
| 699 | - | - | - | - | - | - | 2 472 | RHEINLAND-PFALZ |
| - | - | - | - | - | - | - | 334 | KOBLENZ |
| - | - | - | - | - | 2 | - | 654 | UEB . RHEINL . -PFALZ |
| - | - | - | 1 | - | - | - | 2 | BADEN-WUERTTEMBERG |
| - | - | - | - | - | - | - | 1 | FREIBURG |
| - | - | - | - | - | - | - | 43 | FRIEDRICHSHAFEN |
| - | - | - | - | - | - | - | 5 | KARLSRUHE |
| 195 | - | - | 4 | - | - | - | 516 | MANHEIM |
| 195 | - | - | 4 | - | - | - | 508 | UEB . BADEN-WUERTT . |
| - | - | - | - | 5 | - | - | 5 | BAYERN |
| - | - | - | - | 5 | - | - | 5 | AUGSBURG |
| 6 977 | 19 | 15 | 58 | 1 118 | 896 | 2 | 24 335 | BAYREUTH |
| - | - | - | - | - | - | - | 2 | HOF |
| - | - | - | - | - | - | - | 43 | OBERPFaffenHOFEN |
| - | - | - | - | - | - | - | 5 | STRAUBING |
| - | - | - | - | - | - | - | 5 | UEB . BAYERN |
| - | - | - | - | - | - | - | - | MECKLENBURG-VORPOMME |
| - | - | - | - | - | - | - | - | HERINGSDORF |
| - | - | - | - | - | - | - | 5 | UEB . MECKLENBURG-VO |
| - | - | - | 8 | 2 | - | - | 22 | BRANDENBURG |
| - | - | - | 8 | 2 | - | - | 22 | UEB . BRANDENBURG |
| - | - | - | - | - | - | - | - | SACHSEN-ANHALT |
| - | - | - | - | - | - | - | - | UEB . SACHSEN-ANHALT |
| 195 | - | - | 4 | - | - | - | 516 | THUERINGEN |
| 195 | - | - | 4 | - | - | - | 508 | ERFURT |
| - | - | - | - | 5 | - | - | 8 | UEB . THUERINGEN |
| - | - | - | - | - | - | - | - | SACHSEN |
| - | - | - | - | 5 | - | - | 5 | MAGDEBURG |
| - | - | - | - | 5 | - | - | 5 | UEB . SACHSEN |
| 6 977 | 19 | 15 | 58 | 1 118 | 896 | 2 | 24 335 | BUNDESGBIET |

5 PERSONENVERKEHR

5. 2 VERFLECHTUNG IM VERKEHR

5. 2. 1 EINSTEIGER

| NACH STRECKENZIELLAND | | VON STRECKEN | | | | | | | | |
|-----------------------|-----------|------------------|-------------------|-----------------|----------------------|---------------------|--------------------|--------------------|--------------------|-------------------|
| BZW. ----- | FLUGPLATZ | HAMBURG (HAM) | HANNOVER (HAJ) | BREMEN (BRE) | DUESSELDORF (DUS) | KOELN/BONN (CGN) | FRANKFURT (FRA) | STUTTGART (STR) | NUERNBERG (NUE) | MUENCHEN (MUC) |
| EINSTEIGER | | | | | | | | | | |
| ----- | | | | | | | | | | |
| INSGESAMT | | | | | | | | | | |
| ----- | | | | | | | | | | |
| FINNLAND | | 5 474 | - | - | 1 567 | 111 | 9 626 | 591 | - | 2 451 |
| DARUNTER: HEL | | 5 474 | - | - | 1 567 | 111 | 9 626 | 591 | - | 2 451 |
| SCHWEDEN | | 5 271 | - | - | 4 391 | 2 | 11 683 | 403 | 19 | 774 |
| DARUNTER: STO | | 4 128 | - | - | 3 269 | - | 8 900 | 397 | 2 | 757 |
| GOT | | 697 | - | - | 1 098 | - | 2 596 | - | 4 | - |
| NORWEGEN | | 4 469 | 262 | 31 | 1 273 | 25 | 4 846 | 41 | - | 634 |
| DARUNTER: OSL | | 3 013 | - | 23 | 1 243 | 13 | 4 208 | 41 | - | 634 |
| BGO | | 1 034 | - | 8 | 2 | 2 | - | - | - | - |
| *NO | | 422 | 262 | - | - | 10 | 638 | - | - | - |
| DAENEMARK | | 6 470 | 1 304 | 15 | 7 316 | 434 | 13 085 | 1 830 | 55 | 4 235 |
| DARUNTER: CPH | | 6 087 | 1 304 | - | 7 097 | 339 | 13 085 | 1 830 | 7 | 4 235 |
| GR BRITANNIEN | | 21 814 | 10 042 | 3 917 | 37 535 | 10 725 | 69 308 | 11 061 | 2 464 | 34 582 |
| DARUNTER: LON | | 20 247 | 8 304 | 3 853 | 24 518 | 9 946 | 56 391 | 9 855 | 2 414 | 28 809 |
| BEX | | 709 | 743 | - | 5 040 | 709 | 4 557 | 898 | - | 1 864 |
| MAN | | 776 | 753 | - | 6 478 | 7 | 6 783 | - | - | 2 725 |
| GLA | | - | 242 | - | 1 109 | - | 1 103 | - | - | 640 |
| IRLAND | | 5 | 122 | - | 5 254 | 0 | 6 545 | 859 | - | 1 898 |
| DARUNTER: DUB | | 3 | - | - | 4 045 | - | 5 565 | 266 | - | 1 274 |
| SNN | | 2 | 122 | - | 1 209 | - | 980 | 593 | - | 624 |
| ISLAND | | 568 | - | - | - | 467 | 1 827 | - | - | 100 |
| DARUNTER: REK | | 568 | - | - | - | 463 | 1 827 | - | - | 100 |
| NIEDERLANDE | | 8 270 | 2 189 | 2 771 | 4 692 | 10 | 17 709 | 3 708 | 1 446 | 8 771 |
| DARUNTER: AMS | | 7 628 | 2 189 | 2 764 | 4 692 | 3 | 17 709 | 3 706 | 1 439 | 8 756 |
| BELGIEN | | 2 728 | 890 | 9 | 1 513 | 3 | 14 058 | 3 026 | 835 | 5 477 |
| DARUNTER: BRU | | 2 728 | 848 | 9 | 1 504 | 3 | 14 058 | 3 026 | 835 | 5 477 |
| LUXEMBURG | | 222 | - | - | 4 | - | 4 491 | - | - | 394 |
| DARUNTER: LUX | | 222 | - | - | 4 | - | 4 491 | - | - | 394 |
| FRANKREICH | | 8 591 | 2 922 | 1 054 | 17 090 | 6 305 | 39 386 | 8 540 | 3 463 | 23 639 |
| DARUNTER: PAR | | 7 779 | 2 859 | 1 054 | 12 188 | 5 191 | 28 853 | 8 012 | 2 464 | 18 175 |
| LYS | | - | 63 | - | 1 157 | - | 3 185 | - | - | 1 086 |
| TLS | | - | - | - | - | - | 495 | - | - | 492 |
| NCE | | 429 | - | - | 2 305 | 204 | 4 462 | 371 | - | 2 536 |
| CLY | | - | - | - | 760 | - | 499 | 63 | - | - |
| BIA | | 249 | - | - | 296 | - | - | - | - | 402 |
| *FR | | 134 | - | - | 360 | 873 | 428 | 92 | 999 | 940 |
| SPANIEN | | 39 075 | 27 116 | 6 599 | 136 405 | 21 722 | 89 792 | 36 635 | 10 926 | 45 506 |
| DARUNTER: MAD | | 874 | - | 2 | 3 083 | - | 10 566 | 1 285 | - | 3 381 |
| BCN | | 1 254 | 462 | - | 3 771 | - | 8 538 | 1 137 | - | 3 192 |
| GRO | | - | - | - | 641 | - | 505 | - | - | 263 |
| VLC | | - | - | - | 275 | - | 2 701 | - | - | 3 |
| ALC | | 519 | 383 | - | 3 855 | - | 1 532 | 4 | - | 952 |
| LEI | | 482 | 459 | - | 1 882 | - | 1 106 | 269 | - | 906 |
| AGP | | 2 209 | 597 | - | 6 062 | - | 3 216 | 636 | - | 2 074 |
| SVQ | | 234 | 226 | - | 506 | - | 1 297 | - | - | 178 |
| BIO | | - | - | - | - | - | 1 893 | - | - | 3 |
| PMI | | 18 425 | 13 573 | 4 898 | 66 118 | 12 584 | 28 070 | 16 522 | 5 381 | 12 378 |
| IBZ | | 3 022 | 2 191 | 657 | 13 439 | 1 980 | 6 376 | 3 214 | 1 558 | 5 198 |
| MAH | | 1 008 | 1 003 | - | 3 032 | 404 | 2 231 | 2 135 | 525 | 1 387 |
| LPA | | 4 501 | 3 016 | 577 | 11 398 | 2 542 | 7 545 | 3 829 | 1 770 | 5 047 |
| TCI | | 2 178 | 1 511 | 465 | 5 705 | 1 032 | 4 246 | 2 523 | 727 | 3 418 |
| FUE | | 2 653 | 1 816 | - | 8 923 | 2 157 | 5 007 | 2 105 | 589 | 3 302 |
| ACE | | 1 716 | 1 879 | - | 6 481 | 1 023 | 4 060 | 2 251 | 376 | 2 955 |
| *E3 | | - | - | - | 979 | - | 489 | 241 | - | 864 |
| PORTUGAL | | 3 488 | 1 901 | - | 11 519 | 1 237 | 19 701 | 3 203 | 423 | 7 025 |
| DARUNTER: LIS | | 781 | - | - | 1 759 | - | 7 556 | 224 | - | 1 932 |
| OPO | | 101 | - | - | 631 | 199 | 4 368 | 113 | - | - |
| FAO | | 2 499 | 1 859 | - | 8 292 | 1 038 | 6 452 | 2 866 | 423 | 4 483 |
| FNC | | 107 | 42 | - | 837 | - | 1 325 | - | - | 610 |
| MALTA | | 1 037 | - | - | 2 246 | 167 | 3 437 | 1 174 | 403 | 2 654 |
| DARUNTER: MLA | | 1 037 | - | - | 2 246 | 167 | 3 437 | 1 174 | 403 | 2 654 |
| SCHWEIZ | | 6 502 | 2 149 | 1 126 | 12 793 | 3 771 | 26 778 | 4 773 | 1 839 | 14 494 |
| DARUNTER: ZRH | | 5 325 | 2 123 | 1 126 | 9 087 | 3 444 | 15 875 | 3 505 | 1 839 | 9 275 |
| GVA | | 289 | - | - | 1 900 | 299 | 9 289 | 1 231 | - | 2 477 |
| BSL | | 888 | 26 | - | 1 803 | 20 | 1 614 | 32 | - | 2 733 |
| OESTERREICH | | 2 398 | 1 151 | - | 7 053 | 1 358 | 33 877 | 3 459 | 571 | 6 437 |
| DARUNTER: VIE | | 2 395 | 1 151 | - | 6 063 | 1 358 | 21 581 | 3 107 | 571 | 6 431 |
| INN | | - | - | - | - | - | 1 127 | - | - | 4 |
| LNZ | | - | - | - | 990 | - | 3 335 | 197 | - | - |
| SZG | | - | - | - | - | - | 2 275 | 2 | - | - |
| GRZ | | - | - | - | - | - | 4 109 | 153 | - | 1 |
| KLU | | - | - | - | - | - | 1 450 | - | - | 1 |
| ITALIEN | | 3 960 | 1 913 | - | 15 094 | 2 152 | 56 807 | 6 981 | 1 299 | 21 408 |
| DARUNTER: ROM | | 2 | 239 | - | 1 481 | 195 | 11 931 | 536 | - | 5 383 |
| NIL | | 2 265 | 542 | - | 7 558 | 863 | 18 249 | 3 137 | 793 | 4 797 |
| VCE | | - | 237 | - | 600 | 340 | 6 053 | 372 | 6 | 1 227 |
| TRS | | - | - | - | - | - | - | - | - | 1 152 |
| TRN | | - | - | - | - | 2 | 3 631 | 778 | - | 861 |
| GOA | | - | - | - | - | - | 1 625 | - | - | - |
| FLR | | 34 | - | - | - | - | - | - | - | 1 784 |
| BLQ | | - | - | - | - | - | 2 709 | - | - | 964 |
| PSA | | - | - | - | - | - | 3 326 | - | - | 24 |
| NAP | | 1 013 | 799 | - | 2 593 | 568 | 4 000 | 1 089 | 500 | 1 385 |
| OLB | | - | - | - | - | - | 1 119 | - | - | 801 |
| CTA | | 645 | - | - | 1 902 | - | 2 690 | 627 | - | 1 649 |
| GRIECHENLAND | | 13 127 | 6 180 | 668 | 47 621 | 2 506 | 35 199 | 16 112 | 5 227 | 47 482 |
| DARUNTER: ATH | | 1 885 | - | - | 4 667 | - | 12 992 | 1 856 | 348 | 7 855 |
| SKG | | 1 434 | 593 | - | 6 586 | - | 5 880 | 3 425 | 664 | 5 054 |
| CFU | | 1 392 | 1 393 | - | 5 252 | - | 2 332 | 1 329 | 960 | 5 411 |
| JSI | | 23 | 434 | - | 399 | - | 305 | 283 | - | 971 |
| ZTH | | - | - | - | 1 137 | - | 254 | - | - | 520 |
| JMK | | - | - | - | 1 011 | - | 209 | - | - | 1 514 |
| SMI | | 978 | 48 | - | 1 925 | - | 441 | 360 | - | 1 782 |
| JTR | | - | - | - | 649 | - | 223 | 38 | - | 2 123 |
| KGS | | 1 121 | 598 | - | 3 529 | 370 | 1 484 | 1 217 | - | 3 216 |
| RHO | | 1 782 | 956 | - | 8 221 | 930 | 2 693 | 1 972 | 931 | 5 376 |

| HERKUNFTSFLUGPLATZ | | | | | | | NACH STRECKENZIELLAND | |
|----------------------|-------|-----------------------|-----------------------|------------------|------------------|----------|-----------------------|----------------------|
| B E R L I N (TXL) | (SXF) | SAARBRUECKEN (SCN) | MUENSTER/OSN (FMO) | LEIPZIG (LEJ) | DRESDEN (DRS) | SONSTIGE | INSGESAMT | BZW. ----- FLUGPLATZ |
| | | | | | | | | EINSTEIGER |
| | | | | | | | | ----- |
| | | | | | | | | INSGESAMT |
| | | | | | | | | ----- |
| 968 | - | - | - | - | - | - | 20 788 | FINNLAND |
| 968 | - | - | - | - | - | - | 20 788 | DARUNTER: HEL |
| 931 | - | - | 4 | 5 | - | - | 23 483 | SCHWEDEN |
| 757 | - | - | - | 1 | - | - | 18 211 | DARUNTER: STO |
| 174 | - | - | - | - | - | - | 4 569 | GOT |
| 646 | - | - | - | - | - | - | 12 227 | NORWEGEN |
| 646 | - | - | - | - | - | - | 9 821 | DARUNTER: OSL |
| - | - | - | - | - | - | - | 1 046 | BGO |
| - | - | - | - | - | - | - | 1 332 | *NO |
| 1 967 | 121 | - | - | - | - | 6 | 36 838 | DAENEMARK |
| 1 818 | 121 | - | - | - | - | 6 | 35 929 | DARUNTER: CPH |
| 16 676 | - | - | 117 | 32 | - | - | 218 273 | GR BRITANNIEN |
| 15 835 | - | - | 5 | 29 | - | - | 180 206 | DARUNTER: LON |
| 354 | - | - | - | - | - | - | 14 874 | BEX |
| 235 | - | - | 97 | - | - | - | 17 854 | MAN |
| 141 | - | - | 14 | - | - | - | 3 249 | GLA |
| 419 | - | - | - | - | - | - | 15 110 | IRLAND |
| - | - | - | - | - | - | - | 11 152 | DARUNTER: DUB |
| 419 | - | - | - | - | - | - | 3 950 | SNN |
| - | - | - | - | - | - | - | 2 962 | ISLAND |
| - | - | - | - | - | - | - | 2 958 | DARUNTER: REK |
| 3 356 | 139 | - | - | - | - | - | 53 061 | NIEDERLANDE |
| 3 356 | 139 | - | - | - | - | - | 52 381 | DARUNTER: AMS |
| 2 337 | - | - | 1 | 6 | 116 | - | 30 999 | BELGIEN |
| 2 337 | - | - | 1 | - | 116 | - | 30 942 | DARUNTER: BRU |
| 241 | - | 2 | - | - | - | - | 5 354 | LUXEMBURG |
| 241 | - | 2 | - | - | - | - | 5 354 | DARUNTER: LUX |
| 9 257 | 2 | 16 | 6 | 112 | 44 | - | 120 427 | FRANKREICH |
| 8 560 | 2 | - | 1 | 112 | 44 | - | 95 294 | DARUNTER: PAR |
| - | - | - | - | - | - | - | 5 491 | LYS |
| 14 | - | - | - | - | - | - | 1 001 | TLS |
| - | - | 16 | - | - | - | - | 10 323 | NCE |
| 145 | - | - | - | - | - | - | 1 467 | CLY |
| 491 | - | - | - | - | - | - | 1 438 | BIA |
| 24 | - | - | 5 | - | - | - | 3 855 | *FR |
| 21 551 | 934 | 6 998 | 3 019 | 2 420 | 939 | 344 | 449 981 | SPANIEN |
| 1 305 | - | - | 8 | - | - | - | 20 504 | DARUNTER: MAD |
| 933 | - | - | - | - | - | - | 19 287 | BCN |
| 447 | - | - | - | - | - | - | 1 856 | GRO |
| - | - | - | - | - | - | - | 2 979 | VLC |
| 553 | - | - | - | - | - | - | 7 798 | ALC |
| 126 | - | - | - | - | - | - | 5 230 | LEI |
| 740 | - | - | - | - | - | - | 15 534 | AGP |
| 174 | - | - | - | - | - | - | 2 615 | SVQ |
| - | - | - | - | - | - | - | 1 896 | BIO |
| 9 530 | 789 | 5 262 | 2 974 | 2 136 | 723 | 344 | 199 707 | PMI |
| 1 692 | - | 852 | 37 | 284 | 216 | - | 40 716 | IBZ |
| 750 | - | 236 | - | - | - | - | 12 711 | MAN |
| 1 394 | 145 | 226 | - | - | - | - | 41 990 | LPA |
| 1 401 | - | 260 | - | - | - | - | 23 466 | TCI |
| 1 676 | - | 162 | - | - | - | - | 28 390 | FUE |
| 634 | - | - | - | - | - | - | 21 375 | ACE |
| 86 | - | - | - | - | - | - | 2 659 | *E3 |
| 1 933 | 672 | 148 | - | - | - | - | 51 250 | PORTUGAL |
| 269 | - | 148 | - | - | - | - | 12 669 | DARUNTER: LIS |
| - | - | - | - | - | - | - | 5 412 | OFO |
| 1 664 | 672 | - | - | - | - | - | 30 248 | FAO |
| - | - | - | - | - | - | - | 2 921 | FNC |
| - | 640 | - | - | - | - | - | 11 758 | MALTA |
| - | 640 | - | - | - | - | - | 11 758 | DARUNTER: MLA |
| 7 334 | 144 | - | 630 | 223 | 383 | - | 82 939 | SCHWEIZ |
| 5 976 | 144 | - | 615 | 223 | 383 | - | 58 940 | DARUNTER: ZRH |
| - | - | - | 4 | - | - | - | 15 489 | GVA |
| 1 358 | - | - | - | - | - | - | 8 474 | BSL |
| 2 227 | 1 744 | - | 5 | 25 | 14 | - | 60 319 | OESTERREICH |
| 1 765 | 1 744 | - | - | 19 | 7 | - | 46 192 | DARUNTER: VIE |
| - | - | - | 2 | - | - | - | 1 133 | INN |
| - | - | - | - | 6 | - | - | 4 528 | LNZ |
| 157 | - | - | 1 | - | 4 | - | 2 439 | SZG |
| - | - | - | - | - | 3 | - | 4 266 | GRZ |
| 305 | - | - | 2 | - | - | - | 1 758 | KLU |
| 4 258 | 22 | - | 6 | 100 | 100 | - | 114 100 | ITALIEN |
| 1 233 | - | - | - | - | - | - | 21 000 | DARUNTER: ROM |
| 1 923 | 22 | - | - | - | - | - | 40 149 | MIL |
| 175 | - | - | 6 | 96 | - | - | 9 112 | VCE |
| - | - | - | - | - | - | - | 1 152 | TRS |
| - | - | - | - | - | - | - | 5 272 | TRN |
| - | - | - | - | - | - | - | 1 625 | GOA |
| - | - | - | - | - | - | - | 1 818 | FLR |
| - | - | - | - | 4 | 100 | - | 3 777 | BLQ |
| - | - | - | - | - | - | - | 3 350 | PSA |
| 927 | - | - | - | - | - | - | 12 874 | NAP |
| - | - | - | - | - | - | - | 1 920 | OLB |
| - | - | - | - | - | - | - | 7 513 | CTA |
| 8 775 | 537 | 1 108 | 514 | 1 135 | 272 | 450 | 186 913 | GRIECHENLAND |
| 1 356 | 537 | - | - | 398 | - | - | 31 894 | DARUNTER: ATH |
| 1 104 | - | - | - | - | - | 253 | 24 993 | SKG |
| 1 353 | - | - | - | - | 15 | 44 | 19 481 | CFU |
| - | - | - | - | - | - | - | 2 415 | JSI |
| - | - | - | - | - | - | - | 1 911 | ZTH |
| - | - | - | - | - | - | - | 2 734 | JMK |
| - | - | - | - | - | - | - | 5 534 | SMI |
| - | - | - | - | - | - | - | 3 033 | JTR |
| 752 | - | - | - | - | - | - | 12 287 | KGS |
| 842 | - | - | - | 329 | - | 153 | 24 185 | RMO |

5 PERSONENVERKEHR
 5.2 VERFLECHTUNG IM VERKEHR
 5.2.1 EINSTEIGER

| NACH STRECKENZIELLAND | | VON STRECKEN | | | | | | | | |
|-----------------------|-----------|------------------|-------------------|-----------------|----------------------|---------------------|--------------------|--------------------|--------------------|-------------------|
| BZW. ----- | FLUGPLATZ | HAMBURG (HAM) | HANNOVER (HAJ) | BREMEN (BRE) | DUESSELDORF (DUS) | KOELN/BONN (CGN) | FRANKFURT (FRA) | STUTTGART (STR) | NUERNBERG (NUE) | MUENCHEN (MUC) |
| EINSTEIGER | | | | | | | | | | |
| INSGESAMT | | | | | | | | | | |
| | CHQ | 413 | 67 | - | 1 238 | 105 | 912 | 1 051 | - | 596 |
| | HER | 4 099 | 2 019 | 668 | 10 166 | 1 101 | 6 465 | 4 510 | 2 324 | 9 181 |
| | KVA | - | - | - | 890 | - | 127 | - | - | 315 |
| | MJT | - | - | - | 665 | - | 152 | - | - | 850 |
| | *GR | - | 72 | - | 1 286 | - | 730 | 71 | - | 2 718 |
| TUERKEI | | 14 980 | 10 288 | 788 | 34 300 | 7 253 | 42 389 | 18 267 | 3 640 | 20 335 |
| DARUNTER: ANK | | 1 919 | 1 102 | - | 5 436 | 1 060 | 8 629 | 2 971 | - | 827 |
| IST | | 5 795 | 4 298 | 400 | 10 126 | 3 809 | 18 220 | 7 526 | 1 443 | 7 391 |
| IZM | | 2 377 | 1 688 | - | 5 054 | 702 | 4 436 | 2 419 | 155 | 2 509 |
| DLM | | 647 | 658 | - | 3 222 | 427 | 2 658 | 1 442 | 380 | 2 964 |
| AYT | | 4 018 | 2 271 | 388 | 9 996 | 1 255 | 7 749 | 3 853 | 1 662 | 6 644 |
| *TR | | 224 | 271 | - | 466 | - | 697 | 56 | - | - |
| ZYPERN | | 168 | - | - | 1 144 | - | 1 400 | - | - | 1 553 |
| DARUNTER: LCA | | - | - | - | 945 | - | 1 359 | - | - | 976 |
| JUGOSLAWIEN | | 2 023 | 905 | - | 4 293 | 93 | 10 213 | 1 262 | - | 2 686 |
| DARUNTER: BEG | | 376 | 115 | - | 659 | 6 | 4 451 | 261 | - | 925 |
| ZAG | | 455 | 153 | - | 1 797 | 3 | 2 718 | 612 | - | 476 |
| LJU | | - | - | - | - | - | 1 287 | - | - | 581 |
| SPU | | 254 | 157 | - | 357 | 84 | 595 | 107 | - | 351 |
| DBV | | 119 | 98 | - | 408 | - | 629 | 95 | - | 150 |
| *YU | | 675 | 172 | - | 708 | - | 260 | 74 | - | 27 |
| UNGARN | | 455 | 17 | - | 1 972 | 381 | 6 693 | 923 | - | 3 533 |
| DARUNTER: BUD | | 455 | - | - | 1 972 | 381 | 6 693 | 923 | - | 3 533 |
| TSSCHECHOSLOW | | 319 | 67 | - | 285 | 581 | 6 932 | 3 | 97 | 846 |
| DARUNTER: PRG | | 319 | 67 | - | 284 | 581 | 6 930 | 1 | 97 | 747 |
| RUMAENIEN | | - | - | - | 317 | - | 3 526 | - | - | 370 |
| DARUNTER: BUH | | - | - | - | - | - | 3 079 | - | - | 287 |
| BULGARIEN | | 605 | 942 | - | 1 680 | 310 | 3 326 | 683 | 318 | 805 |
| DARUNTER: SOF | | - | - | - | - | - | 1 903 | - | - | 535 |
| VAR | | 361 | 542 | - | 839 | 201 | 795 | 526 | 149 | 177 |
| BOJ | | 244 | 400 | - | 841 | 109 | 560 | 157 | 169 | 93 |
| POLEN | | 910 | - | - | 1 341 | 275 | 9 409 | 1 | - | - |
| DARUNTER: WAW | | 287 | - | - | 1 213 | 153 | 8 869 | - | - | - |
| SOWJETUNION | | 2 940 | 907 | - | 2 585 | 247 | 15 559 | 366 | - | 1 618 |
| DARUNTER: MOW | | 992 | 16 | - | 2 210 | 247 | 12 326 | 169 | - | 1 017 |
| LED | | 893 | - | - | 356 | - | 2 011 | - | - | 281 |
| RIX | | 1 055 | - | - | - | - | - | - | - | - |
| *SU | | - | 891 | - | - | - | 1 222 | 197 | - | 320 |
| E U R O P A | | 155 869 | 71 267 | 16 978 | 361 283 | 60 143 | 557 602 | 123 901 | 33 025 | 259 707 |
| DARUNTER: EG-LAENDER | | 107 750 | 54 579 | 15 033 | 284 043 | 45 102 | 366 081 | 91 955 | 26 138 | 200 417 |
| AEGYPTEN | | - | - | - | 240 | - | 6 854 | 217 | - | 3 382 |
| DARUNTER: CAI | | - | - | - | 240 | - | 5 658 | 217 | - | 843 |
| LXR | | - | - | - | - | - | - | - | - | 1 594 |
| HRG | | - | - | - | - | - | 396 | - | - | 945 |
| LIBYEN | | - | - | - | - | - | 1 512 | - | - | - |
| DARUNTER: TIP | | - | - | - | - | - | 1 512 | - | - | - |
| TUNESIEN | | 2 366 | 1 521 | 206 | 5 118 | 559 | 7 767 | 3 460 | 1 082 | 3 955 |
| DARUNTER: TUN | | 515 | 104 | - | 512 | - | 3 197 | 185 | - | 310 |
| DJE | | 236 | 147 | - | 1 095 | - | 1 056 | 683 | 240 | 944 |
| MIR | | 1 615 | 1 270 | 206 | 3 511 | 559 | 3 514 | 2 592 | 842 | 2 701 |
| ALGERIEN | | - | - | - | 38 | - | 987 | - | - | - |
| DARUNTER: ALG | | - | - | - | - | - | 987 | - | - | - |
| MAROKKO | | 249 | 242 | - | 1 695 | - | 3 261 | - | - | 1 252 |
| DARUNTER: CAS | | - | - | - | 111 | - | 1 449 | - | - | - |
| AGA | | 245 | 242 | - | 1 277 | - | 725 | - | - | 1 145 |
| KAP VERDE | | - | - | - | - | - | 73 | - | - | - |
| SENEGAL | | - | - | - | - | - | 347 | - | - | - |
| GAMBIA | | - | - | - | - | - | 314 | 40 | - | - |
| GHANA | | - | - | - | 425 | - | - | - | - | - |
| NIGERIA | | - | - | - | - | - | 1 973 | - | - | - |
| DARUNTER: LOS | | - | - | - | - | - | 1 973 | - | - | - |
| KAMERUN | | - | - | - | - | - | 431 | - | - | - |
| ZAIRE | | - | - | - | - | - | 403 | - | - | - |
| ANGOLA | | - | - | - | - | - | - | - | - | - |
| SUDAN | | - | - | - | - | - | 251 | - | - | - |
| AETHIOPIEN | | - | - | - | - | - | 499 | - | - | - |
| KENIA | | - | - | - | 349 | - | 5 299 | - | - | 2 680 |
| DARUNTER: NBO | | - | - | - | - | - | 2 382 | - | - | - |
| MBA | | - | - | - | 349 | - | 2 917 | - | - | 2 680 |
| TANSANIA | | - | - | - | - | - | 366 | - | - | - |
| SAMBIA | | - | - | - | - | - | 334 | - | - | - |
| SIMBABWE | | - | - | - | - | - | 1 012 | - | - | - |
| DARUNTER: HRE | | - | - | - | - | - | 1 012 | - | - | - |
| NAMIBIA | | - | - | - | - | - | 1 192 | - | - | - |
| DARUNTER: WDH | | - | - | - | - | - | 1 192 | - | - | - |
| MOSAMBIK | | - | - | - | - | - | - | - | - | - |
| SESCHELLEN | | - | - | - | - | - | 282 | - | - | - |
| MAURITIUS | | - | - | - | - | - | 900 | - | - | 471 |
| DARUNTER: MRU | | - | - | - | - | - | 900 | - | - | 471 |
| SUEDAFRIKA | | - | - | - | - | - | 5 394 | - | - | - |
| DARUNTER: JNB | | - | - | - | - | - | 5 394 | - | - | - |
| A F R I K A | | 2 615 | 1 763 | 206 | 7 865 | 559 | 39 451 | 3 717 | 1 082 | 11 740 |
| KANADA | | - | - | - | 970 | - | 28 908 | - | - | 1 708 |
| DARUNTER: YMQ | | - | - | - | - | - | 2 776 | - | - | - |
| YTO | | - | - | - | 926 | - | 13 967 | - | - | 1 708 |
| YEA | | - | - | - | - | - | 1 210 | - | - | - |
| YVR | | - | - | - | 44 | - | 7 722 | - | - | - |
| YYC | | - | - | - | - | - | 2 894 | - | - | - |
| USA | | 6 285 | 177 | - | 12 652 | 688 | 189 345 | 3 528 | - | 17 323 |

JUNI 1991

MIT GEBIETEN AUSSERHALE DES BUNDESGBIETES

| HERKUNFTSFLUGPLATZ | | | | | | | NACH STRECKENZIELLAND | |
|----------------------|--------|-----------------------|-----------------------|------------------|------------------|----------|-----------------------|-------------------------|
| B E R L I N (TLL) | (SKF) | SAARBRUECKEN (SCN) | MUENSTER/OSN (FMO) | LEIPZIG (LEJ) | DRESDEN (DRS) | SONSTIGE | INSGESAMT | BZW. ----- FLUGPLATZ |
| | | | | | | | | EINSTEIGER |
| | | | | | | | | INSGESAMT |
| 406 | - | - | - | - | - | - | 4 788 | CHQ |
| 2 060 | - | 1 108 | 514 | 408 | 257 | - | 44 880 | HER |
| 231 | - | - | - | - | - | - | 1 563 | KVA |
| 218 | - | - | - | - | - | - | 1 885 | MJT |
| 453 | - | - | - | - | - | - | 5 330 | *GR |
| 9 170 | 3 783 | 877 | 104 | - | - | - | 166 174 | TUERKEI |
| 678 | 1 283 | - | - | - | - | - | 23 905 | DARUNTER: ANK |
| 4 359 | 1 508 | - | - | - | - | - | 64 875 | IST |
| 1 393 | 351 | - | - | - | - | - | 21 084 | IZM |
| 800 | 417 | 274 | - | - | - | - | 13 889 | DLM |
| 1 940 | 224 | 603 | 104 | - | - | - | 40 707 | AYT |
| - | - | - | - | - | - | - | 1 714 | *TR |
| - | 423 | - | - | - | - | - | 4 688 | ZYPERN |
| - | 423 | - | - | - | - | - | 3 703 | DARUNTER: LCA |
| - | 1 673 | - | - | - | - | - | 23 148 | JUGOSLAWIEN |
| - | 544 | - | - | - | - | - | 7 337 | DARUNTER: BEG |
| - | 743 | - | - | - | - | - | 6 957 | ZAG |
| - | - | - | - | - | - | - | 1 868 | LJU |
| - | 182 | - | - | - | - | - | 2 087 | SPU |
| - | 204 | - | - | - | - | - | 1 703 | DEV |
| - | - | - | - | - | - | - | 1 916 | *YU |
| - | 2 744 | - | 1 | - | - | - | 16 719 | UNGARN |
| - | 2 744 | - | 1 | - | - | - | 16 702 | DARUNTER: BUD |
| 28 | 951 | - | 34 | - | - | - | 10 143 | TSSCHECHOSLOW |
| 28 | 951 | - | 6 | - | - | - | 10 011 | DARUNTER: PRG |
| - | 724 | - | - | - | - | - | 4 937 | RUMAENIEN |
| - | 575 | - | - | - | - | - | 3 941 | DARUNTER: BUH |
| - | 3 233 | - | - | 1 036 | 208 | - | 13 146 | BULGARIEN |
| - | 1 146 | - | - | - | - | - | 3 584 | DARUNTER: SOF |
| - | 1 216 | - | - | 188 | 208 | - | 5 202 | VAR |
| - | 871 | - | - | 848 | - | - | 4 292 | BOJ |
| - | 1 558 | - | - | - | - | - | 13 494 | POLEN |
| - | 1 558 | - | - | - | - | - | 12 080 | DARUNTER: WAW |
| 1 579 | 8 569 | - | - | 357 | 143 | - | 34 870 | SONJETUNION |
| 1 579 | 4 999 | - | - | 357 | 143 | - | 24 055 | DARUNTER: MOW |
| - | 1 779 | - | - | - | - | - | 5 320 | LED |
| - | - | - | - | - | - | - | 1 055 | RIX |
| - | 1 750 | - | - | - | - | - | 4 380 | *SU |
| 93 653 | 28 613 | 9 149 | 4 441 | 5 451 | 2 225 | 794 | 1 784 101 | E U R O P A |
| 70 770 | 2 427 | 8 272 | 3 663 | 3 805 | 1 477 | 794 | 1 282 306 | DARUNTER: EG-LAENDER |
| - | 414 | - | - | - | - | - | 11 107 | AEGYPTEN |
| - | 414 | - | - | - | - | - | 7 372 | DARUNTER: CAI |
| - | - | - | - | - | - | - | 1 594 | LXR |
| - | - | - | - | - | - | - | 1 341 | HRG |
| - | - | - | - | - | - | - | 1 512 | LIBYEN |
| - | - | - | - | - | - | - | 1 512 | DARUNTER: TIP |
| 2 252 | 1 720 | 345 | 48 | 549 | 381 | - | 31 329 | TUNESIEN |
| - | 582 | - | - | - | - | - | 5 405 | DARUNTER: TUN |
| 407 | - | - | - | - | - | - | 4 808 | DJE |
| 1 845 | 1 138 | 345 | 48 | 549 | 381 | - | 21 116 | MIR |
| - | 20 | - | - | - | - | - | 1 045 | ALGERIEN |
| - | 20 | - | - | - | - | - | 1 007 | DARUNTER: ALG |
| 543 | - | - | - | - | - | - | 7 242 | MAROKKO |
| - | - | - | - | - | - | - | 1 560 | DARUNTER: CAS |
| 543 | - | - | - | - | - | - | 4 177 | AGA |
| - | - | - | - | - | - | - | 73 | KAP VERDE |
| - | - | - | - | - | - | - | 347 | SENEGAL |
| - | - | - | - | - | - | - | 354 | GAMBIA |
| - | - | - | - | - | - | - | 425 | GHANA |
| - | - | - | - | - | - | - | 1 973 | NIGERIA |
| - | - | - | - | - | - | - | 1 973 | DARUNTER: LOS |
| - | - | - | - | - | - | - | 431 | KAMERUN |
| - | - | - | - | - | - | - | 403 | ZAIKE |
| - | 18 | - | - | - | - | - | 18 | ANGOLA |
| - | - | - | - | - | - | - | 251 | SUDAN |
| - | - | - | - | - | - | - | 499 | AETHIOPIEN |
| - | - | - | - | - | - | - | 8 328 | KENIA |
| - | - | - | - | - | - | - | 2 382 | DARUNTER: NBO |
| - | - | - | - | - | - | - | 5 946 | MBA |
| - | - | - | - | - | - | - | 366 | TANSANIA |
| - | - | - | - | - | - | - | 334 | SAMBIA |
| - | - | - | - | - | - | - | 1 012 | SIMBABWE |
| - | - | - | - | - | - | - | 1 012 | DARUNTER: HRE |
| - | - | - | - | - | - | - | 1 192 | NAMIBIA |
| - | - | - | - | - | - | - | 1 192 | DARUNTER: WDH |
| - | 55 | - | - | - | - | - | 55 | MOSAMBIK |
| - | - | - | - | - | - | - | 282 | SESCHELLEN |
| - | - | - | - | - | - | - | 1 371 | MAURITIUS |
| - | - | - | - | - | - | - | 1 371 | DARUNTER: MRU |
| - | - | - | - | - | - | - | 5 394 | SUEDAFRIKA |
| - | - | - | - | - | - | - | 5 394 | DARUNTER: JNB |
| 2 795 | 2 227 | 345 | 48 | 549 | 381 | - | 75 343 | A F R I K A |
| - | - | - | - | - | - | - | 31 586 | KANADA |
| - | - | - | - | - | - | - | 2 776 | DARUNTER: YMQ |
| - | - | - | - | - | - | - | 16 601 | YTO |
| - | - | - | - | - | - | - | 1 210 | YEA |
| - | - | - | - | - | - | - | 7 766 | YVR |
| - | - | - | - | - | - | - | 2 894 | YYC |
| 7 238 | - | - | - | - | - | - | 237 236 | USA |

5 PERSONENVERKEHR
 5. 2 VERFLECHTUNG IM VERKEHR
 5. 2. 1 EINSTEIGER

| NACH STRECKENZIELLAND | | VON STRECKEN | | | | | | | | |
|-----------------------|------------------|-------------------|-----------------|----------------------|---------------------|--------------------|--------------------|--------------------|-------------------|--|
| BZW. ----- FLUGPLATZ | HAMBURG (HAM) | HANNOVER (HAJ) | BREMEN (BRE) | DUESSELDORF (DUS) | KOELN/BONN (CGN) | FRANKFURT (FRA) | STUTTGART (STR) | NUERNBERG (NUE) | MUENCHEN (MUC) | |
| EINSTEIGER | | | | | | | | | | |
| INSGESAMT | | | | | | | | | | |
| DARUNTER: NYC | 3 070 | - | - | 3 365 | 688 | 50 276 | 468 | - | 6 712 | |
| CHI | - | - | - | 2 767 | - | 16 897 | - | - | 4 479 | |
| BOS | - | - | - | - | - | 11 402 | - | - | - | |
| PHL | - | - | - | - | - | 2 416 | - | - | - | |
| WAS | - | - | - | - | - | 15 592 | - | - | - | |
| DET | - | - | - | - | - | 8 797 | - | - | - | |
| PIT | - | - | - | - | - | 5 197 | - | - | - | |
| CVG | - | - | - | - | - | 5 887 | - | - | - | |
| ATL | 3 215 | - | - | - | - | 13 213 | 3 060 | - | 5 307 | |
| CLT | - | - | - | - | - | 1 345 | - | - | - | |
| MIA | - | 177 | - | 3 026 | - | 7 954 | - | - | 825 | |
| SJU | - | - | - | - | - | 1 380 | - | - | - | |
| ORL | - | - | - | - | - | 3 583 | - | - | - | |
| MSP | - | - | - | - | - | 2 446 | - | - | - | |
| STL | - | - | - | - | - | 2 194 | - | - | - | |
| DAL | - | - | - | - | - | 14 874 | - | - | - | |
| HOU | - | - | - | - | - | 1 756 | - | - | - | |
| SFO | - | - | - | 1 229 | - | 10 257 | - | - | - | |
| LAX | - | - | - | 2 252 | - | 10 755 | - | - | - | |
| DEN | - | - | - | - | - | 1 095 | - | - | - | |
| MEXIKO | - | - | - | 1 015 | - | 3 890 | - | - | - | |
| DARUNTER: MEX | - | - | - | - | - | 3 307 | - | - | - | |
| *MX | - | - | - | 1 015 | - | 583 | - | - | - | |
| KUBA | - | - | - | 1 006 | 925 | 998 | - | - | - | |
| DARUNTER: HAV | - | - | - | 1 006 | 503 | 795 | - | - | - | |
| BAHAMAS | - | - | - | - | - | 184 | - | - | - | |
| DOMINIK. REP | 570 | 214 | - | 3 334 | - | 2 796 | - | - | 794 | |
| DARUNTER: SDQ | - | - | - | 386 | - | 464 | - | - | 292 | |
| POP | 324 | - | - | 1 818 | - | 1 389 | - | - | 287 | |
| *DO | 246 | 214 | - | 1 130 | - | 943 | - | - | 215 | |
| ANTIGUA-BARB. | - | - | - | - | - | 404 | - | - | - | |
| BARBADOS | - | - | - | - | 97 | 272 | - | - | - | |
| TRINID. U. TOB. | - | - | - | - | 11 | 67 | - | - | - | |
| NIED. ANTILLEN | - | - | - | 86 | 249 | - | - | - | - | |
| ST. LUCIA | - | - | - | - | 36 | 259 | - | - | - | |
| SONST. WESTIN. | - | - | - | - | - | 169 | - | - | - | |
| KOLUMBIEN | - | - | - | - | - | 1 634 | - | - | - | |
| DARUNTER: BOG | - | - | - | - | - | 1 531 | - | - | - | |
| VENEZUELA | - | - | - | 529 | - | 1 543 | - | - | 21 | |
| DARUNTER: CCS | - | - | - | - | - | 1 400 | - | - | - | |
| BRASILIEN | - | - | - | - | - | 5 857 | - | - | 771 | |
| DARUNTER: RIO | - | - | - | - | - | 2 548 | - | - | - | |
| SAO | - | - | - | - | - | 3 021 | - | - | - | |
| ECUADOR | - | - | - | - | - | 455 | - | - | - | |
| PERU | - | - | - | - | - | 472 | - | - | - | |
| BOLIVIEN | - | - | - | - | - | 479 | - | - | - | |
| PARAGUAY | - | - | - | - | - | 245 | - | - | - | |
| URUGUAY | - | - | - | - | - | 96 | - | - | - | |
| ARGENTINIEN | - | - | - | - | - | 1 974 | - | - | - | |
| DARUNTER: BUE | - | - | - | - | - | 1 974 | - | - | - | |
| CHILE | - | - | - | - | - | 764 | - | - | - | |
| A M E R I K A | 6 855 | 391 | - | 19 592 | 2 006 | 240 811 | 3 528 | - | 20 617 | |
| LIBANON | - | - | - | - | - | 995 | - | - | - | |
| DARUNTER: BEY | - | - | - | - | - | 995 | - | - | - | |
| ISRAEL | 105 | - | - | - | 283 | 8 301 | 190 | - | 2 227 | |
| DARUNTER: TLV | 105 | - | - | - | 283 | 8 301 | 190 | - | 2 227 | |
| JORDANIEN | - | - | - | - | - | 1 405 | - | - | - | |
| DARUNTER: AMM | - | - | - | - | - | 1 405 | - | - | - | |
| SYRIEN | - | - | - | - | - | 1 698 | - | - | 424 | |
| DARUNTER: DAM | - | - | - | - | - | 1 454 | - | - | 424 | |
| IRAN | - | - | - | - | - | 7 061 | - | - | - | |
| DARUNTER: THR | - | - | - | - | - | 7 061 | - | - | - | |
| BAHRAIN | - | - | - | 3 | - | 1 146 | - | - | - | |
| DARUNTER: BAH | - | - | - | 3 | - | 1 146 | - | - | - | |
| KATAR | - | - | - | - | - | 126 | - | - | - | |
| SAUDI-ARAB | 268 | - | - | - | 272 | 4 394 | - | - | - | |
| DARUNTER: JED | 268 | - | - | - | 272 | 2 618 | - | - | - | |
| RUH | - | - | - | - | - | 1 776 | - | - | - | |
| JEMEN | - | - | - | 130 | - | 888 | - | - | - | |
| DARUNTER: SAH | - | - | - | 130 | - | 888 | - | - | - | |
| OMAN | - | - | - | - | - | 194 | - | - | - | |
| V. A. EMIRATE | - | - | - | - | - | 2 362 | - | - | 18 | |
| DARUNTER: DXB | - | - | - | - | - | 1 987 | - | - | - | |
| PAKISTAN | - | - | - | - | - | 3 375 | - | - | - | |
| DARUNTER: KHI | - | - | - | - | - | 2 827 | - | - | - | |
| BANGLADESCH | - | - | - | - | - | 170 | - | - | - | |
| INDIEN | - | - | - | - | - | 15 303 | - | - | - | |
| DARUNTER: DEL | - | - | - | - | - | 7 577 | - | - | - | |
| BOM | - | - | - | - | - | 7 726 | - | - | - | |
| NEPAL | - | - | - | - | - | 679 | - | - | - | |
| SRI LANKA | - | - | - | 65 | - | 1 566 | - | - | 969 | |
| DARUNTER: CMB | - | - | - | 65 | - | 1 566 | - | - | 969 | |
| MALEDIVEN | - | - | - | - | - | 1 073 | - | - | 879 | |
| DARUNTER: MLE | - | - | - | - | - | 1 073 | - | - | 879 | |
| THAILAND | - | - | - | - | - | 9 846 | - | - | 848 | |
| DARUNTER: BKK | - | - | - | - | - | 9 846 | - | - | 848 | |
| VIETNAM | - | - | - | - | - | 347 | - | - | - | |
| MALAYSIA | - | - | - | - | - | 1 897 | - | - | - | |
| DARUNTER: KUL | - | - | - | - | - | 1 897 | - | - | - | |
| SINGAPUR | - | - | - | - | - | 7 584 | - | - | - | |
| DARUNTER: SIN | - | - | - | - | - | 7 584 | - | - | - | |
| BRUNEI | - | - | - | - | - | 52 | - | - | - | |

JUNI 1991

MIT GEBIETEN AUSSERHALB DES BUNDESGBIETES

| HERKUNFTSFLUGPLATZ | | | | | | | NACH STRECKENZIELLAND | | |
|----------------------|-------|-----------------------|-----------------------|------------------|------------------|----------|-----------------------|-----------------|-----------|
| B E R L I N (TXL) | (SKF) | SAARBRUECKEN (SCN) | MUENSTER/OSN (FMO) | LEIPZIG (LEJ) | DRESDEN (DRS) | SONSTIGE | INSGESAMT | BZW. ----- | FLUGPLATZ |
| 5 779 | - | - | - | - | - | - | 70 358 | EINSTEIGER | |
| - | - | - | - | - | - | - | 24 143 | ----- | |
| - | - | - | - | - | - | - | 11 402 | INSGESAMT | |
| - | - | - | - | - | - | - | 2 416 | ----- | |
| - | - | - | - | - | - | - | 15 592 | DARUNTER: NYC | |
| - | - | - | - | - | - | - | 8 797 | CHI | |
| - | - | - | - | - | - | - | 5 197 | BOS | |
| - | - | - | - | - | - | - | 5 887 | PHL | |
| 1 459 | - | - | - | - | - | - | 26 254 | WAS | |
| - | - | - | - | - | - | - | 1 345 | DET | |
| - | - | - | - | - | - | - | 11 982 | PIT | |
| - | - | - | - | - | - | - | 1 380 | CVG | |
| - | - | - | - | - | - | - | 3 583 | ATL | |
| - | - | - | - | - | - | - | 2 446 | CLT | |
| - | - | - | - | - | - | - | 2 194 | MIA | |
| - | - | - | - | - | - | - | 14 874 | SJU | |
| - | - | - | - | - | - | - | 1 756 | ORL | |
| - | - | - | - | - | - | - | 11 486 | MSP | |
| - | - | - | - | - | - | - | 13 007 | STL | |
| - | - | - | - | - | - | - | 1 095 | DAL | |
| - | - | - | - | - | - | - | 4 905 | HOU | |
| - | - | - | - | - | - | - | 3 307 | SFO | |
| - | - | - | - | - | - | - | 1 598 | LAX | |
| - | - | - | - | - | - | - | 3 463 | DEN | |
| - | 534 | - | - | - | - | - | 2 831 | MEXIKO | |
| - | 527 | - | - | - | - | - | 184 | DARUNTER: MEX | |
| - | - | - | - | - | - | - | 7 708 | *MX | |
| - | - | - | - | - | - | - | 1 142 | KUBA | |
| - | - | - | - | - | - | - | 3 818 | DARUNTER: HAV | |
| - | - | - | - | - | - | - | 2 748 | BAHAMAS | |
| - | - | - | - | - | - | - | 404 | DOMINIK. REP | |
| - | - | - | - | - | - | - | 369 | DARUNTER: SDQ | |
| - | - | - | - | - | - | - | 78 | POP | |
| - | - | - | - | - | - | - | 335 | *DO | |
| - | - | - | - | - | - | - | 295 | ANTIGUA-BARB. | |
| - | - | - | - | - | - | - | 169 | BARBADOS | |
| - | - | - | - | - | - | - | 1 634 | TRINID. U. TOB. | |
| - | - | - | - | - | - | - | 1 531 | NIED. ANTILLEN | |
| - | - | - | - | - | - | - | 2 093 | ST. LUCIA | |
| - | - | - | - | - | - | - | 1 400 | SONST. WESTIN. | |
| - | - | - | - | - | - | - | 6 628 | KOLUMBIEN | |
| - | - | - | - | - | - | - | 2 548 | DARUNTER: BOG | |
| - | - | - | - | - | - | - | 3 021 | VENEZUELA | |
| - | - | - | - | - | - | - | 455 | DARUNTER: CCS | |
| - | - | - | - | - | - | - | 472 | BRASILLEN | |
| - | - | - | - | - | - | - | 479 | DARUNTER: RIO | |
| - | - | - | - | - | - | - | 245 | SAO | |
| - | - | - | - | - | - | - | 96 | ECUADOR | |
| - | - | - | - | - | - | - | 1 974 | PERU | |
| - | 1 | - | - | - | - | - | 1 974 | BOLIVIEN | |
| - | - | - | - | - | - | - | 765 | PARAGUAY | |
| 7 238 | 535 | - | - | - | - | - | 301 573 | URUGUAY | |
| - | - | - | - | - | - | - | 1 042 | ARGENTINIEN | |
| - | 47 | - | - | - | - | - | 1 042 | DARUNTER: BUE | |
| - | 47 | - | - | - | - | - | 11 622 | CHILE | |
| - | 516 | - | - | - | - | - | 11 622 | A M E R I K A | |
| - | 516 | - | - | - | - | - | 1 405 | LIBANON | |
| - | - | - | - | - | - | - | 1 405 | DARUNTER: BEY | |
| - | - | - | - | - | - | - | 2 323 | ISRAEL | |
| - | 201 | - | - | - | - | - | 2 079 | DARUNTER: TLV | |
| - | 201 | - | - | - | - | - | 7 061 | JORDANIEN | |
| - | - | - | - | - | - | - | 7 061 | DARUNTER: AMM | |
| - | - | - | - | - | - | - | 1 149 | SYRIEN | |
| - | - | - | - | - | - | - | 1 149 | DARUNTER: DAM | |
| - | - | - | - | - | - | - | 126 | IRAN | |
| - | - | - | - | - | - | - | 5 148 | DARUNTER: THER | |
| - | 214 | - | - | - | - | - | 3 372 | BAHRAIN | |
| - | 214 | - | - | - | - | - | 1 776 | DARUNTER: BAH | |
| - | - | - | - | - | - | - | 1 018 | KATAR | |
| - | - | - | - | - | - | - | 1 018 | SAUDI-ARAB. | |
| - | - | - | - | - | - | - | 194 | DARUNTER: JED | |
| - | - | - | - | - | - | - | 2 380 | RUH | |
| - | - | - | - | - | - | - | 1 987 | JEMEN | |
| - | - | - | - | - | - | - | 3 375 | DARUNTER: SAH | |
| - | - | - | - | - | - | - | 2 827 | OMAN | |
| - | - | - | - | - | - | - | 170 | V. A. EMIRATE | |
| - | - | - | - | - | - | - | 15 303 | DARUNTER: DKB | |
| - | - | - | - | - | - | - | 7 577 | PAKISTAN | |
| - | - | - | - | - | - | - | 7 726 | DARUNTER: KHI | |
| - | - | - | - | - | - | - | 679 | BANGLADESCH | |
| - | - | - | - | - | - | - | 2 600 | INDIEN | |
| - | - | - | - | - | - | - | 1 952 | DARUNTER: DEL | |
| - | - | - | - | - | - | - | 1 952 | BOM | |
| - | - | - | - | - | - | - | 10 694 | NEPAL | |
| - | - | - | - | - | - | - | 10 694 | SRI LANKA | |
| - | - | - | - | - | - | - | 1 897 | DARUNTER: CMB | |
| - | - | - | - | - | - | - | 1 897 | MALEDIVEN | |
| - | 414 | - | - | - | - | - | 7 998 | DARUNTER: MLE | |
| - | 414 | - | - | - | - | - | 7 998 | THAILAND | |
| - | - | - | - | - | - | - | 52 | DARUNTER: BKK | |
| - | - | - | - | - | - | - | | VIETNAM | |
| - | - | - | - | - | - | - | | MALAYSIA | |
| - | - | - | - | - | - | - | | DARUNTER: KUL | |
| - | - | - | - | - | - | - | | SINGAPUR | |
| - | - | - | - | - | - | - | | DARUNTER: SIN | |
| - | - | - | - | - | - | - | | BRUNEI | |

5 PERSONENVERKEHR
 5. 2 VERFLECHTUNG IM VERKEHR
 5. 2. 1 EINSTEIGER

| NACH STRECKENZIELLAND BZW. ----- FLUGPLATZ | VON STRECKEN | | | | | | | | |
|---|------------------|-------------------|-----------------|----------------------|---------------------|--------------------|--------------------|--------------------|-------------------|
| | HAMBURG (HAM) | HANNOVER (HAJ) | BREMEN (BRE) | DUESSELDORF (DUS) | KOELN/BONN (CGN) | FRANKFURT (FRA) | STUTTGART (STR) | NUERNBERG (NUE) | MUENCHEN (MUC) |
| EINSTEIGER | | | | | | | | | |
| INSGESAMT | | | | | | | | | |
| INDONESIEN | - | - | - | - | - | 3 945 | - | - | - |
| DARUNTER: JKT | - | - | - | - | - | 2 681 | - | - | - |
| DPS | - | - | - | - | - | 1 264 | - | - | - |
| PHILIPPINEN | - | - | - | - | - | 3 766 | - | - | - |
| DARUNTER: MNL | - | - | - | - | - | 3 766 | - | - | - |
| HONGKONG (BRIT) | - | - | - | - | - | 10 664 | - | - | - |
| DARUNTER: HKG | - | - | - | - | - | 10 664 | - | - | - |
| TAIWAN | - | - | - | - | - | 320 | - | - | - |
| JAPAN | - | - | - | 201 | - | 18 848 | - | - | - |
| DARUNTER: TYO | - | - | - | 192 | - | 16 716 | - | - | - |
| OSA | - | - | - | 9 | - | 2 132 | - | - | - |
| KOREA REP. | - | - | - | - | - | 4 938 | - | - | - |
| DARUNTER: SEL | - | - | - | - | - | 4 938 | - | - | - |
| KOREA DEM. VR | - | - | - | - | - | - | - | - | - |
| MONGOLEI | - | - | - | - | - | - | - | - | - |
| CHINA | - | - | - | - | - | 3 810 | - | - | - |
| DARUNTER: PEK | - | - | - | - | - | 3 810 | - | - | - |
| A S I E N | 373 | - | - | 399 | 555 | 116 753 | 190 | - | 5 365 |
| AUSTRALIEN | - | - | - | - | - | 4 508 | - | - | - |
| DARUNTER: SYD | - | - | - | - | - | 2 868 | - | - | - |
| MEB | - | - | - | - | - | 1 640 | - | - | - |
| NEUSEELAND | - | - | - | - | - | 436 | - | - | - |
| AUSTRALIEN/OZEANIEN ... | - | - | - | - | - | 4 944 | - | - | - |
| I N S G E S A M T .. | 165 712 | 73 421 | 17 184 | 389 139 | 63 263 | 959 561 | 131 336 | 34 107 | 297 429 |

JUNI 1991

MIT GEBIETEN AUSSERHALB DES BUNDESGBIETES

| HERKUNFTSFLUGPLATZ | | | | | | | NACH STRECKENZIELLAND | |
|----------------------|--------|-----------------------|-----------------------|------------------|------------------|----------|-----------------------|-------------------------|
| B E R L I N (TXL) | (SXF) | SAARBRUECKEN (SCN) | MUENSTER/OSN (FMO) | LEIPZIG (LEJ) | DRESDEN (DRS) | SONSTIGE | INSGESAMT | BZW. ----- FLUGPLATZ |
| - | - | - | - | - | - | - | 3 945 | EINSTEIGER |
| - | - | - | - | - | - | - | 2 681 | INDONESIEN |
| - | - | - | - | - | - | - | 1 264 | DARUNTER:JKT |
| - | - | - | - | - | - | - | 3 766 | DPS |
| - | - | - | - | - | - | - | 3 766 | PHILIPPINEN |
| - | - | - | - | - | - | - | 10 664 | DARUNTER:MNL |
| - | - | - | - | - | - | - | 10 664 | HONGKONG (BRIT) |
| - | - | - | - | - | - | - | 320 | DARUNTER:HKG |
| - | - | - | - | - | - | - | 19 049 | TAIWAN |
| - | - | - | - | - | - | - | 16 908 | JAPAN |
| - | - | - | - | - | - | - | 2 141 | DARUNTER:TYO |
| - | - | - | - | - | - | - | 4 938 | OSA |
| - | - | - | - | - | - | - | 4 938 | KOREA REP. |
| - | 20 | - | - | - | - | - | 20 | DARUNTER:SEL |
| - | 17 | - | - | - | - | - | 17 | KOREA DEM.VR |
| - | 357 | - | - | - | - | - | 4 167 | MONGOLEI |
| - | 357 | - | - | - | - | - | 4 167 | CHINA |
| - | 1 786 | - | - | - | - | - | 125 421 | DARUNTER:PEK |
| - | - | - | - | - | - | - | - | A S I E N |
| - | - | - | - | - | - | - | 4 508 | AUSTRALIEN |
| - | - | - | - | - | - | - | 2 868 | DARUNTER:SYD |
| - | - | - | - | - | - | - | 1 640 | NEB |
| - | - | - | - | - | - | - | 436 | NEUSEELAND |
| - | - | - | - | - | - | - | 4 944 | AUSTRALIEN/OZEANIEN |
| 103 686 | 33 161 | 9 494 | 4 489 | 6 000 | 2 606 | 794 | 2 291 382 | I N S G E S A M T |

5 PERSONENVERKEHR
 5. 2 VERFLECHTUNG IM VERKEHR
 5. 2. 2 AUSSTEIGER

| VON STRECKENHERKUNFTS- | | NACH STRECKEN | | | | | | | | |
|-------------------------|------------------|-------------------|-----------------|----------------------|---------------------|--------------------|--------------------|--------------------|-------------------|--|
| LAND BZW. --- FLUGPLATZ | HAMBURG (HAM) | HANNOVER (HAJ) | BREMEN (BRE) | DUESSELDORF (DUS) | KOELN/BONN (CGN) | FRANKFURT (FRA) | STUTTGART (STR) | NUERNBERG (NUE) | MUENCHEN (MUC) | |
| AUSSTEIGER | | | | | | | | | | |
| INSGESAMT | | | | | | | | | | |
| FINNLAND | 5 765 | - | - | 1 957 | 111 | 9 791 | 1 022 | - | 2 564 | |
| DARUNTER: HEL | 5 765 | - | - | 1 957 | 111 | 9 743 | 1 022 | - | 2 564 | |
| SCHWEDEN | 5 001 | - | - | 4 039 | - | 12 212 | 411 | 19 | 170 | |
| DARUNTER: STO | 3 884 | - | - | 3 108 | - | 9 805 | 411 | 1 | 97 | |
| GOT | 689 | - | - | 898 | - | 2 224 | - | 5 | - | |
| NORWEGEN | 4 153 | 262 | 54 | 998 | 14 | 4 868 | 41 | - | 254 | |
| DARUNTER: OSL | 2 593 | - | 44 | 990 | 7 | 4 379 | 41 | - | 254 | |
| BGO | 1 136 | - | 4 | - | - | - | - | - | - | |
| *NO | 424 | 262 | - | - | 7 | 489 | - | - | - | |
| DAENEMARK | 6 444 | 1 404 | 4 | 6 721 | 306 | 13 693 | 2 335 | 46 | 5 779 | |
| DARUNTER: CPH | 6 089 | 1 404 | - | 6 583 | 207 | 13 693 | 2 335 | - | 5 779 | |
| GR BRITANNIEN | 19 465 | 9 886 | 4 477 | 37 862 | 11 144 | 70 707 | 11 612 | 2 271 | 35 617 | |
| DARUNTER: LON | 17 983 | 7 988 | 4 471 | 24 621 | 10 338 | 57 165 | 10 273 | 2 161 | 29 775 | |
| BHX | 632 | 728 | - | 5 276 | - | 4 687 | 1 002 | - | 2 558 | |
| MAN | 776 | 1 170 | - | 6 199 | - | 7 399 | - | - | 2 864 | |
| GLA | - | - | - | 1 394 | - | 980 | - | - | - | |
| IRLAND | 5 | 266 | - | 5 596 | - | 6 945 | 1 052 | - | 1 793 | |
| DARUNTER: DUB | 2 | 266 | - | 4 392 | - | 6 299 | 134 | - | 1 193 | |
| SNN | 3 | - | - | 1 204 | - | 646 | 918 | - | 600 | |
| ISLAND | 428 | - | - | - | 233 | 1 556 | 1 | - | 14 | |
| DARUNTER: REK | 428 | - | - | - | 233 | 1 556 | 1 | - | 14 | |
| NIEDERLANDE | 7 378 | 1 793 | 2 260 | 4 151 | 15 | 17 731 | 4 091 | 1 615 | 9 155 | |
| DARUNTER: AMS | 6 705 | 1 793 | 2 252 | 4 047 | 7 | 17 731 | 4 091 | 1 608 | 9 140 | |
| BELGIEN | 2 742 | 729 | 9 | 1 740 | 4 | 14 115 | 3 104 | 717 | 5 344 | |
| DARUNTER: BRU | 2 742 | 686 | 9 | 1 731 | 4 | 14 115 | 3 104 | 717 | 5 344 | |
| LUXEMBURG | 282 | - | - | 2 | - | 4 725 | 7 | 2 | 403 | |
| DARUNTER: LUX | 282 | - | - | 2 | - | 4 725 | 7 | 2 | 403 | |
| FRANKREICH | 8 674 | 3 027 | 983 | 17 578 | 7 430 | 40 525 | 9 796 | 3 626 | 26 149 | |
| DARUNTER: PAR | 8 293 | 2 908 | 983 | 12 285 | 6 385 | 29 770 | 8 871 | 2 657 | 19 775 | |
| BOD | - | - | - | 22 | - | 1 200 | - | - | - | |
| LYS | - | 94 | - | 1 334 | - | 3 195 | - | - | 1 114 | |
| NCE | - | - | - | 2 394 | 135 | 4 829 | 794 | - | 3 039 | |
| CLY | - | - | - | 750 | - | 484 | 86 | - | - | |
| BIA | 241 | - | - | 312 | - | - | - | - | 429 | |
| *FR | 140 | 25 | - | 479 | 910 | 361 | 45 | 969 | 1 200 | |
| SPANIEN | 36 676 | 27 747 | 6 382 | 144 094 | 22 751 | 89 851 | 37 042 | 11 310 | 48 658 | |
| DARUNTER: MAD | 905 | - | 2 | 3 576 | - | 11 431 | 1 716 | 35 | 3 658 | |
| BCN | 1 144 | 553 | - | 3 709 | - | 9 326 | 1 352 | - | 3 557 | |
| GRO | - | - | - | 746 | - | 469 | - | - | 407 | |
| VLC | - | - | - | 243 | 1 | 2 778 | 2 | - | - | |
| ALC | 586 | 412 | - | 4 242 | - | 1 552 | - | - | 917 | |
| LEI | 467 | 428 | - | 2 248 | - | 869 | 267 | - | 1 109 | |
| AGP | 2 171 | 564 | - | 6 409 | 1 | 3 473 | 687 | - | 2 395 | |
| SVQ | 323 | 178 | - | 588 | - | 1 375 | 2 | - | 227 | |
| BIO | - | - | - | - | - | 1 916 | - | - | - | |
| PMI | 16 375 | 14 204 | 4 717 | 69 346 | 13 201 | 26 737 | 16 727 | 5 621 | 13 267 | |
| IBZ | 2 897 | 2 071 | 563 | 14 036 | 2 085 | 6 005 | 3 139 | 1 601 | 5 384 | |
| MAH | 1 105 | 1 155 | - | 2 734 | 477 | 2 261 | 2 069 | 598 | 1 568 | |
| LPA | 4 310 | 3 073 | 791 | 12 280 | 3 288 | 7 629 | 3 879 | 1 859 | 5 543 | |
| TCI | 1 971 | 1 602 | 309 | 6 409 | 1 153 | 4 236 | 2 346 | 547 | 3 930 | |
| FUE | 2 687 | 1 821 | - | 9 579 | 1 674 | 4 755 | 1 975 | 572 | 3 030 | |
| ACE | 1 735 | 1 686 | - | 6 520 | 871 | 4 137 | 2 200 | 477 | 2 765 | |
| *E3 | - | - | - | 1 218 | - | 460 | 216 | - | 725 | |
| PORTUGAL | 3 328 | 2 210 | - | 12 867 | 1 428 | 19 618 | 3 244 | 536 | 7 577 | |
| DARUNTER: LIS | 664 | - | - | 1 987 | - | 7 344 | 236 | - | 2 136 | |
| OPO | - | - | - | 589 | 203 | 4 000 | 118 | - | - | |
| FAO | 2 535 | 2 185 | - | 9 490 | 1 225 | 6 872 | 2 890 | 536 | 4 638 | |
| FNC | 129 | 25 | - | 801 | - | 1 402 | - | - | 803 | |
| MALTA | 914 | - | - | 2 417 | 180 | 3 127 | 1 424 | 389 | 3 336 | |
| DARUNTER: MLA | 914 | - | - | 2 417 | 180 | 3 127 | 1 424 | 389 | 3 336 | |
| SCHWEIZ | 6 094 | 2 157 | 1 197 | 12 950 | 3 717 | 27 289 | 5 414 | 1 796 | 13 782 | |
| DARUNTER: ZRH | 4 936 | 2 131 | 1 196 | 9 130 | 3 266 | 16 200 | 4 025 | 1 793 | 9 472 | |
| GVA | 293 | - | - | 2 111 | 424 | 9 292 | 1 389 | - | 2 477 | |
| BSL | 861 | 26 | - | 1 708 | 19 | 1 797 | - | - | 1 826 | |
| OESTERREICH | 2 210 | 1 287 | - | 6 938 | 1 349 | 32 802 | 3 521 | 562 | 6 966 | |
| DARUNTER: VIE | 2 207 | 1 236 | - | 5 986 | 1 339 | 21 228 | 3 232 | 562 | 6 956 | |
| INN | - | - | - | - | 1 | 1 154 | 2 | - | - | |
| LNZ | - | - | - | 944 | - | 3 125 | 248 | - | - | |
| SZG | - | - | - | - | 3 | 2 091 | 7 | - | - | |
| GRZ | - | 51 | - | 2 | - | 3 854 | 32 | - | 1 | |
| KLU | - | - | - | 6 | - | 1 350 | - | - | 9 | |
| ITALIEN | 4 365 | 1 867 | - | 16 361 | 2 569 | 58 424 | 7 529 | 1 589 | 23 143 | |
| DARUNTER: ROM | - | 237 | - | 1 794 | 46 | 12 935 | 626 | - | 6 898 | |
| MIL | 2 524 | 533 | - | 7 524 | 1 316 | 18 117 | 3 363 | 933 | 4 520 | |
| VCE | 8 | 237 | - | 726 | 228 | 6 611 | 457 | 6 | 1 217 | |
| TRN | - | - | - | - | 1 | 4 136 | 606 | - | 821 | |
| GOA | - | - | - | 389 | - | 1 414 | 187 | - | - | |
| FLR | - | - | - | 5 | - | - | - | - | 1 933 | |
| BLQ | - | 4 | - | - | 4 | 2 766 | - | 106 | 941 | |
| PSA | - | - | - | - | - | 3 389 | 2 | - | 20 | |
| NAP | 1 229 | 761 | - | 2 941 | 940 | 4 057 | 1 172 | 543 | 1 716 | |
| SUF | - | - | - | 221 | - | 148 | - | - | 685 | |
| OLB | - | - | - | - | - | 1 005 | - | - | 1 131 | |
| CTA | 593 | - | - | 1 815 | 26 | 2 609 | 717 | - | 1 618 | |
| GRIECHENLAND | 12 411 | 6 284 | 790 | 49 430 | 2 637 | 33 223 | 16 463 | 5 770 | 51 940 | |
| DARUNTER: ATH | 1 646 | - | - | 5 391 | 6 | 12 151 | 2 369 | 507 | 9 405 | |
| SKG | 1 082 | 475 | - | 5 530 | - | 4 612 | 2 911 | 558 | 5 213 | |
| CFU | 1 415 | 1 185 | - | 5 807 | - | 2 338 | 1 375 | 981 | 5 730 | |
| JSI | - | - | - | 290 | - | 297 | 298 | - | 1 044 | |
| ZTH | - | - | - | 1 130 | - | 233 | - | - | 519 | |
| JMK | - | 220 | - | 902 | - | 247 | - | - | 1 245 | |
| SMI | 921 | 315 | - | 1 872 | - | 422 | 366 | - | 1 565 | |
| JTR | - | - | - | 699 | - | 226 | 60 | - | 2 447 | |
| KGS | 1 109 | 629 | - | 3 568 | 414 | 1 418 | 1 228 | - | 3 486 | |
| RHO | 1 583 | 1 088 | - | 8 997 | 932 | 2 233 | 1 949 | 1 105 | 5 753 | |

JUNI 1991
 MIT GEBIETEN AUSSERHALB DES BUNDESGBIETES

| ZIELFLUGPLATZ | | | | | | | VON STRECKENHERKUNFTS- | | |
|----------------------|-------|-----------------------|-----------------------|------------------|------------------|----------|------------------------|---------------|-----------|
| B E R L I N (TXL) | (SXF) | SAARBRUECKEN (SCN) | MUENSTER/OSN (FMO) | LEIPZIG (LEJ) | DRESDEN (DRS) | SONSTIGE | INSGESAMT | LAND BZW.--- | FLUGPLATZ |
| | | | | | | | | AUSSTEIGER | |
| | | | | | | | | INSGESAMT | |
| 1 026 | - | - | - | - | - | - | 22 236 | FINNLAND | |
| 1 026 | - | - | - | - | - | - | 22 188 | DARUNTER:HEL | |
| 1 081 | - | - | 9 | - | - | - | 22 942 | SCHWEDEN | |
| 893 | - | - | - | - | - | - | 18 199 | DARUNTER:STO | |
| 188 | - | - | - | - | - | - | 4 004 | GOT | |
| 707 | - | - | 1 | - | - | - | 11 352 | NORWEGEN | |
| 707 | - | - | 1 | - | - | - | 9 016 | DARUNTER:OSL | |
| - | - | - | - | - | - | - | 1 140 | BGO | |
| - | - | - | - | - | - | - | 1 182 | *NO | |
| 1 885 | 51 | - | 1 | - | 6 | - | 38 675 | DAENEMARK | |
| 1 735 | 51 | - | - | - | 6 | - | 37 882 | DARUNTER:CPH | |
| 15 740 | - | - | 129 | 3 | - | - | 218 913 | GR BRITANNIEN | |
| 14 922 | - | - | 4 | - | - | - | 179 701 | DARUNTER:LON | |
| 398 | - | - | - | - | - | - | 16 011 | BHX | |
| 262 | - | - | 125 | - | - | - | 18 795 | MAN | |
| 69 | - | - | - | - | - | - | 2 625 | GLA | |
| 387 | - | - | - | - | - | - | 16 044 | IRLAND | |
| - | - | - | - | - | - | - | 12 286 | DARUNTER:DUB | |
| 387 | - | - | - | - | - | - | 3 758 | SNN | |
| - | - | - | - | - | - | - | 2 232 | ISLAND | |
| - | - | - | - | - | - | - | 2 232 | DARUNTER:REK | |
| 3 475 | 138 | - | - | - | - | - | 51 802 | NIEDERLANDE | |
| 3 475 | 138 | - | - | - | - | - | 50 987 | DARUNTER:AMS | |
| 2 396 | - | - | 1 | 13 | - | - | 30 914 | BELGIEN | |
| 2 396 | - | - | 1 | 10 | - | - | 30 859 | DARUNTER:BRU | |
| 225 | - | 2 | - | - | - | - | 5 648 | LUXEMBURG | |
| 225 | - | 2 | - | - | - | - | 5 648 | DARUNTER:LUX | |
| 9 336 | 5 | 43 | 38 | 83 | 48 | - | 127 341 | FRANKREICH | |
| 8 699 | 5 | - | 34 | 83 | - | - | 100 748 | DARUNTER:PAR | |
| - | - | - | - | - | - | - | 1 222 | BOD | |
| - | - | - | - | - | - | - | 5 737 | LYS | |
| - | - | 43 | - | - | 48 | - | 11 282 | NCE | |
| 146 | - | - | - | - | - | - | 1 466 | CLY | |
| 468 | - | - | - | - | - | - | 1 450 | BIA | |
| - | - | - | 4 | - | - | - | 4 133 | *FR | |
| 20 543 | 1 166 | 5 950 | 3 188 | 2 296 | 798 | - | 458 452 | SPANIEN | |
| 1 066 | - | - | - | - | - | - | 22 389 | DARUNTER:MAD | |
| 979 | - | - | - | - | - | - | 20 620 | BCN | |
| 392 | - | - | - | - | - | - | 2 014 | GRO | |
| - | - | - | - | - | - | - | 3 024 | VLC | |
| 547 | - | - | - | - | - | - | 8 256 | ALC | |
| 228 | - | - | - | - | - | - | 5 616 | LEI | |
| 522 | - | - | 1 | - | - | - | 16 223 | AGP | |
| 209 | - | - | - | - | - | - | 2 902 | SVQ | |
| - | - | - | - | - | - | - | 1 916 | BIO | |
| 9 334 | 1 166 | 4 219 | 3 187 | 2 238 | 385 | - | 200 724 | PMI | |
| 1 917 | - | 636 | - | 58 | 413 | - | 40 805 | IBZ | |
| 747 | - | 140 | - | - | - | - | 12 854 | MAH | |
| 1 386 | - | 470 | - | - | - | - | 44 508 | LPA | |
| 1 270 | - | 207 | - | - | - | - | 23 980 | TCI | |
| 782 | - | 278 | - | - | - | - | 27 153 | FUE | |
| 1 164 | - | - | - | - | - | - | 21 555 | ACE | |
| - | - | - | - | - | - | - | 2 619 | *E3 | |
| 1 979 | 728 | - | - | - | - | - | 53 515 | PORTUGAL | |
| 262 | 110 | - | - | - | - | - | 12 739 | DARUNTER:LIS | |
| - | - | - | - | - | - | - | 4 910 | OPO | |
| 1 717 | 618 | - | - | - | - | - | 32 706 | FAO | |
| - | - | - | - | - | - | - | 3 160 | FNC | |
| - | 590 | - | - | - | - | - | 12 377 | MALTA | |
| - | 590 | - | - | - | - | - | 12 377 | DARUNTER:MLA | |
| 7 325 | 23 | - | 618 | 311 | 323 | - | 82 996 | SCHWEIZ | |
| 5 946 | 23 | - | 606 | 311 | 323 | - | 59 358 | DARUNTER:ZRH | |
| - | - | - | 1 | - | - | - | 15 987 | GVA | |
| 1 379 | - | - | 5 | - | - | - | 7 621 | BSL | |
| 2 848 | 844 | - | 9 | 25 | 12 | - | 59 373 | OESTERREICH | |
| 2 520 | 844 | - | 3 | 19 | 5 | - | 46 137 | DARUNTER:VIE | |
| - | - | - | - | - | - | - | 1 157 | INN | |
| - | - | - | - | 6 | - | - | 4 323 | LNZ | |
| 328 | - | - | - | - | 4 | - | 2 433 | SZG | |
| - | - | - | - | - | 3 | - | 3 943 | GRZ | |
| - | - | - | 6 | - | - | - | 1 371 | KLU | |
| 4 630 | 21 | - | 16 | 92 | 100 | - | 120 706 | ITALIEN | |
| 43 | - | - | - | - | - | - | 22 579 | DARUNTER:ROM | |
| 3 149 | 21 | - | 6 | 8 | - | - | 42 014 | NIL | |
| 367 | - | - | 6 | 84 | - | - | 9 947 | VCE | |
| - | - | - | - | - | - | - | 5 564 | TRN | |
| - | - | - | - | - | - | - | 1 990 | GOA | |
| - | - | - | - | - | 100 | - | 1 938 | FLR | |
| - | - | - | - | - | - | - | 3 921 | BLQ | |
| - | - | - | - | - | - | - | 3 411 | PSA | |
| 1 071 | - | - | - | - | - | - | 14 430 | NAP | |
| - | - | - | - | - | - | - | 1 054 | SUF | |
| - | - | - | - | - | - | - | 2 136 | OLB | |
| - | - | - | - | - | - | - | 7 378 | CTA | |
| 8 702 | 515 | 1 052 | 429 | 950 | 347 | 29 | 190 972 | GRIECHENLAND | |
| 1 520 | 515 | - | - | 338 | - | - | 33 848 | DARUNTER:ATH | |
| 834 | - | - | - | - | - | - | 21 215 | SKG | |
| 1 307 | - | - | - | - | 6 | 29 | 20 173 | CFU | |
| - | - | - | - | - | - | - | 1 928 | JSI | |
| - | - | - | - | - | - | - | 1 882 | ZTH | |
| - | - | - | - | - | - | - | 2 614 | JMK | |
| - | - | - | - | - | - | - | 5 461 | SMI | |
| - | - | - | - | - | - | - | 3 432 | JTR | |
| 632 | - | - | - | - | - | - | 12 484 | KGS | |
| 1 148 | - | - | - | 317 | - | - | 25 105 | REO | |

5 PERSONENVERKEHR
 5. 2 VERFLECHTUNG IM VERKEHR
 5. 2. 2 AUSSTEIGER

| VON STRECKENHERKUNFTS- | | NACH STRECKEN | | | | | | | | |
|----------------------------|------------------|-------------------|-----------------|----------------------|---------------------|--------------------|---------------------|--------------------|-------------------|--|
| LAND BZW. --- FLUGPLATZ | HAMBURG (HAM) | HANNOVER (HAJ) | BREMEN (BRE) | DUESSELDORF (DUS) | KOELN/BONN (CGN) | FRANKFURT (FRA) | STUTTGAERT (STR) | NUERNBERG (NUE) | MUENCHEN (MUC) | |
| AUSSTEIGER | | | | | | | | | | |
| INSGESAM | | | | | | | | | | |
| CHQ | 374 | 53 | - | 1 349 | - | 946 | 1 038 | - | 736 | |
| HER | 4 260 | 2 261 | 790 | 11 350 | 1 285 | 7 166 | 4 824 | 2 617 | 10 749 | |
| KVA | - | - | - | 684 | - | 112 | - | - | 307 | |
| MJT | - | - | - | 637 | - | 188 | - | - | 720 | |
| *GR | 21 | 58 | - | 1 224 | - | 634 | 45 | 2 | 3 021 | |
| TUERKEI | 8 011 | 5 954 | 715 | 24 778 | 5 082 | 30 711 | 14 360 | 3 445 | 22 103 | |
| DARUNTER: ANK | 280 | 609 | - | 1 987 | 808 | 5 003 | 1 673 | - | 678 | |
| IST | 1 814 | 2 109 | 362 | 7 042 | 2 271 | 12 412 | 4 911 | 1 255 | 7 555 | |
| IZM | 1 472 | 726 | - | 3 763 | 386 | 2 954 | 1 818 | - | 2 898 | |
| DLM | 1 031 | 533 | - | 2 873 | 227 | 2 422 | 1 606 | 380 | 2 681 | |
| AYT | 3 377 | 1 977 | 352 | 9 113 | 1 390 | 7 775 | 4 352 | 1 810 | 8 291 | |
| ZYPERN | 177 | - | - | 777 | - | 1 539 | - | - | 1 716 | |
| DARUNTER: LCA | - | - | - | 777 | - | 1 539 | - | - | 1 104 | |
| JUGOSLAWIEN | 1 527 | 1 080 | - | 5 817 | 280 | 10 743 | 1 511 | - | 3 322 | |
| DARUNTER: BEG | 175 | 12 | - | 1 291 | - | 4 547 | - | - | 1 155 | |
| ZAG | 793 | 669 | - | 1 885 | - | 3 584 | 1 119 | - | 514 | |
| LJU | - | - | - | - | - | 1 040 | - | - | 746 | |
| SPU | 210 | 111 | - | 487 | 150 | 580 | 61 | - | 371 | |
| DBV | 188 | 113 | - | 708 | - | 760 | 221 | - | 276 | |
| *YU | - | - | - | 1 035 | 130 | - | - | - | 106 | |
| UNGARN | 449 | - | - | 1 873 | 475 | 7 890 | 1 199 | - | 3 797 | |
| DARUNTER: BUD | 449 | - | - | 1 873 | 475 | 7 890 | 1 199 | - | 3 797 | |
| ALBANIEN | - | - | - | 2 | - | - | - | - | - | |
| TSSCHECHOSLOW | 357 | 67 | 11 | 347 | 623 | 6 199 | 7 | 302 | 912 | |
| DARUNTER: PRG | 357 | 67 | 11 | 346 | 623 | 6 199 | 3 | 300 | 867 | |
| RUMAENIEN | - | - | - | 502 | - | 3 910 | - | - | 413 | |
| DARUNTER: BUH | - | - | - | - | - | 3 356 | - | - | 281 | |
| CND | - | - | - | 502 | - | 334 | - | - | 132 | |
| BULGARIEN | 284 | 645 | - | 1 166 | 147 | 2 825 | 408 | 225 | 755 | |
| DARUNTER: SOF | - | - | - | - | - | 2 127 | - | - | 581 | |
| VAR | 166 | 433 | - | 557 | 145 | 407 | 333 | 124 | 117 | |
| BOJ | 118 | 212 | - | 609 | 2 | 182 | 75 | 101 | 57 | |
| POLEN | 713 | - | - | 1 105 | 265 | 9 566 | - | - | - | |
| DARUNTER: WAW | 167 | - | - | 938 | 57 | 9 038 | - | - | - | |
| SOWJETUNION | 3 514 | 5 575 | - | 3 918 | 364 | 18 847 | 1 010 | - | 2 286 | |
| DARUNTER: MOW | 1 632 | 4 863 | - | 3 441 | 364 | 15 489 | 614 | - | 1 469 | |
| LED | 916 | - | - | 451 | - | 2 258 | - | - | 499 | |
| *SU | - | 712 | - | 7 | - | 1 100 | 396 | - | 318 | |
| E U R O P A | 141 367 | 72 240 | 16 882 | 365 986 | 61 124 | 553 432 | 126 604 | 34 220 | 277 948 | |
| DARUNTER: EG-LAENDER | 101 770 | 55 213 | 14 905 | 296 402 | 48 284 | 369 557 | 96 275 | 27 482 | 215 558 | |
| AEGYPTEN | - | - | - | 425 | - | 8 229 | 287 | - | 3 556 | |
| DARUNTER: CAI | - | - | - | 425 | - | 6 896 | 213 | - | 1 127 | |
| LXR | - | - | - | - | - | - | - | - | 1 497 | |
| HRG | - | - | - | - | - | 464 | 74 | - | 932 | |
| LIBYEN | - | - | - | - | - | 1 649 | - | - | - | |
| DARUNTER: TIP | - | - | - | - | - | 1 649 | - | - | - | |
| TUNESIEN | 2 114 | 1 348 | 215 | 5 119 | 500 | 8 628 | 3 531 | 981 | 4 294 | |
| DARUNTER: TUN | 436 | 43 | - | 721 | - | 3 831 | 181 | - | 491 | |
| DJE | 582 | 190 | - | 751 | - | 1 002 | 721 | 248 | 902 | |
| MIR | 1 096 | 1 115 | 215 | 3 647 | 500 | 3 795 | 2 629 | 733 | 2 901 | |
| ALGERIEN | - | - | - | - | - | 1 072 | - | - | - | |
| DARUNTER: ALG | - | - | - | - | - | 1 072 | - | - | - | |
| MAROKKO | 288 | 137 | - | 1 383 | 2 | 2 682 | - | - | 1 309 | |
| DARUNTER: CAS | - | - | - | 12 | - | 1 276 | - | - | - | |
| AGA | 288 | 137 | - | 1 154 | 2 | 600 | - | - | 1 004 | |
| KAP VERDE | - | - | - | - | - | 61 | - | - | - | |
| SENEGAL | - | - | - | - | - | 410 | - | - | - | |
| GAMBIA | - | - | - | - | - | 385 | - | - | - | |
| GHANA | - | - | - | 295 | - | - | - | - | - | |
| NIGERIA | - | - | - | - | - | 2 434 | - | - | - | |
| DARUNTER: LOS | - | - | - | - | - | 2 434 | - | - | - | |
| KAMERUN | - | - | - | - | - | 679 | - | - | - | |
| ZAIRE | - | - | - | - | - | 775 | - | - | - | |
| ANGOLA | - | - | - | - | - | - | - | - | - | |
| SUDAN | - | - | - | - | - | 380 | - | - | - | |
| AETHIOPIEN | - | - | - | - | - | 669 | - | - | - | |
| KENIA | - | - | - | 1 303 | - | 5 400 | - | - | 2 556 | |
| DARUNTER: NBO | - | - | - | - | - | 2 557 | - | - | - | |
| MBA | - | - | - | 1 303 | - | 2 843 | - | - | 2 556 | |
| TANSANIA | - | - | - | - | - | 411 | - | - | - | |
| SAMBIA | - | - | - | - | - | 379 | - | - | - | |
| SIMBABWE | - | - | - | - | - | 1 008 | - | - | - | |
| DARUNTER: HRE | - | - | - | - | - | 1 008 | - | - | - | |
| NAMIBIA | - | - | - | - | - | 1 620 | - | - | - | |
| DARUNTER: WDH | - | - | - | - | - | 1 620 | - | - | - | |
| MOSAMBIK | - | - | - | - | - | - | - | - | - | |
| SESCHELLEN | - | - | - | - | - | 466 | - | - | - | |
| MAURITIUS | - | - | - | - | - | 1 074 | - | - | 557 | |
| DARUNTER: MRU | - | - | - | - | - | 1 074 | - | - | 557 | |
| SUEDAFRIKA | - | - | - | - | - | 6 463 | - | - | - | |
| DARUNTER: JNB | - | - | - | - | - | 6 463 | - | - | - | |
| A F R I K A | 2 402 | 1 485 | 215 | 8 525 | 502 | 44 874 | 3 818 | 981 | 12 272 | |
| KANADA | - | - | - | 1 027 | - | 29 316 | - | - | 1 698 | |
| DARUNTER: YMQ | - | - | - | - | - | 3 199 | - | - | - | |
| YTO | - | - | - | 967 | - | 14 587 | - | - | 1 698 | |
| YEA | - | - | - | - | - | 1 001 | - | - | - | |
| YVR | - | - | - | 60 | - | 7 570 | - | - | - | |
| YYC | - | - | - | - | - | 2 276 | - | - | - | |
| USA | 6 270 | 110 | - | 18 670 | 949 | 192 383 | 3 846 | - | 20 316 | |

JUNI 1991

MIT GEBIETEN AUSSERHALB DES BUNDESGBIETES

| ZIELFLUGPLATZ | | | | | | | VON STRECKENHERKUNFTS- | |
|----------------------|--------|-----------------------|-----------------------|------------------|------------------|----------|------------------------|-------------------------|
| B E R L I N (TXL) | (SXF) | SAARBRUECKEN (SCN) | MUENSTER/OSN (FMO) | LEIPZIG (LEJ) | DRESDEN (DRS) | SONSTIGE | INSGESAM | LAND BZW. --- FLUGPLATZ |
| | | | | | | | AUSSTEIGER | |
| | | | | | | | INSGESAM | |
| 404 | - | - | - | - | - | - | 4 900 | CHQ |
| 2 402 | - | 1 052 | 429 | 295 | 341 | - | 49 821 | HER |
| 202 | - | - | - | - | - | - | 1 305 | KVA |
| 253 | - | - | - | - | - | - | 1 798 | MJT |
| - | - | - | - | - | - | - | 5 005 | *GR |
| 6 286 | 1 762 | 766 | 139 | - | - | - | 124 112 | TUERKEI |
| 297 | 292 | - | - | - | - | - | 11 627 | DARUNTER: ANK |
| 2 504 | 976 | - | - | - | - | - | 43 211 | IST |
| 833 | 151 | - | - | - | - | - | 15 001 | IZM |
| 792 | 232 | 260 | - | - | - | - | 13 037 | DLM |
| 1 860 | 111 | 506 | 139 | - | - | - | 41 053 | AYT |
| - | 421 | - | - | - | - | - | 4 630 | ZYPERN |
| - | 421 | - | - | - | - | - | 3 841 | DARUNTER: LCA |
| - | 1 722 | - | - | - | - | - | 26 002 | JUGOSLANIEN |
| - | 444 | - | - | - | - | - | 7 624 | DARUNTER: BEG |
| - | 807 | - | - | - | - | - | 9 371 | ZAG |
| - | - | - | - | - | - | - | 1 786 | LJU |
| - | 244 | - | - | - | - | - | 2 214 | SPU |
| - | 159 | - | - | - | - | - | 2 425 | DBV |
| - | - | - | - | - | - | - | 1 271 | *YU |
| - | 2 485 | - | - | - | - | - | 18 168 | UNGARN |
| - | 2 485 | - | - | - | - | - | 18 168 | DARUNTER: BUD |
| - | - | - | - | - | - | - | 2 | ALBANIEN |
| 31 | 903 | - | 34 | - | - | - | 9 793 | TSCHECHOSLOW |
| 31 | 903 | - | 6 | - | - | - | 9 713 | DARUNTER: PRG |
| - | 692 | - | - | - | - | - | 5 517 | RUMAENIEN |
| - | 569 | - | - | - | - | - | 4 206 | DARUNTER: BUE |
| - | 123 | - | - | - | - | - | 1 091 | CND |
| - | 2 185 | - | - | 572 | 136 | - | 9 348 | BULGARIEN |
| - | 790 | - | - | - | - | - | 3 498 | DARUNTER: SOF |
| - | 734 | - | - | 124 | 136 | - | 3 276 | VAR |
| - | 661 | - | - | 448 | - | - | 2 465 | BOJ |
| - | 1 210 | - | 1 | - | - | - | 12 860 | POLEN |
| - | 1 210 | - | 1 | - | - | - | 11 411 | DARUNTER: WAW |
| 2 655 | 9 613 | - | - | 434 | 286 | - | 48 502 | SOWJETUNION |
| 2 655 | 5 323 | - | - | 434 | 176 | - | 36 460 | DARUNTER: MOW |
| - | 1 968 | - | - | - | - | - | 6 092 | LED |
| - | 2 309 | - | - | - | - | - | 4 842 | *SU |
| 91 257 | 25 074 | 7 813 | 4 613 | 4 779 | 2 056 | 29 | 1 785 424 | E U R O P A |
| 69 298 | 2 624 | 7 047 | 3 802 | 3 437 | 1 299 | 29 | 1 312 982 | DARUNTER: EG-LAENDER |
| - | 406 | - | - | - | - | - | 12 903 | AEGYPTEN |
| - | 406 | - | - | - | - | - | 9 067 | DARUNTER: CAI |
| - | - | - | - | - | - | - | 1 497 | LXR |
| - | - | - | - | - | - | - | 1 470 | HRG |
| - | - | - | - | - | - | - | 1 649 | LIBYEN |
| - | - | - | - | - | - | - | 1 649 | DARUNTER: TIP |
| 2 089 | 1 569 | 196 | 70 | 462 | 280 | - | 31 396 | TUNESIEN |
| - | 551 | - | - | - | - | - | 6 254 | DARUNTER: TUN |
| 421 | - | - | - | - | - | - | 4 817 | DJE |
| 1 668 | 1 018 | 196 | 70 | 462 | 280 | - | 20 325 | MIR |
| - | 47 | - | - | - | - | - | 1 119 | ALGERIEN |
| - | 47 | - | - | - | - | - | 1 119 | DARUNTER: ALG |
| 316 | - | - | - | - | - | - | 6 117 | MAROKKO |
| - | - | - | - | - | - | - | 1 288 | DARUNTER: CAS |
| 316 | - | - | - | - | - | - | 3 501 | AGA |
| - | - | - | - | - | - | - | 61 | KAP VERDE |
| - | - | - | - | - | - | - | 410 | SENEGAL |
| - | - | - | - | - | - | - | 385 | GAMBIA |
| - | - | - | - | - | - | - | 295 | GHANA |
| - | - | - | - | - | - | - | 2 434 | NIGERIA |
| - | - | - | - | - | - | - | 2 434 | DARUNTER: LOS |
| - | - | - | - | - | - | - | 679 | KAMERUN |
| - | - | - | - | - | - | - | 775 | ZAIRE |
| - | 9 | - | - | - | - | - | 9 | ANGOLA |
| 33 | - | - | - | - | - | - | 413 | SUDAN |
| - | - | - | - | - | - | - | 669 | AETHIOPIEN |
| - | - | - | - | - | - | - | 9 259 | KENIA |
| - | - | - | - | - | - | - | 2 557 | DARUNTER: NBO |
| - | - | - | - | - | - | - | 6 702 | MBA |
| - | - | - | - | - | - | - | 411 | TANSANIA |
| - | - | - | - | - | - | - | 379 | SAMBIA |
| - | - | - | - | - | - | - | 1 008 | SIMBABWE |
| - | - | - | - | - | - | - | 1 008 | DARUNTER: HRE |
| - | - | - | - | - | - | - | 1 620 | NAMIBIA |
| - | - | - | - | - | - | - | 1 620 | DARUNTER: WDH |
| - | 71 | - | - | - | - | - | 71 | MOSAMBIK |
| - | - | - | - | - | - | - | 466 | SESCHELLEN |
| - | - | - | - | - | - | - | 1 631 | MAURITIUS |
| - | - | - | - | - | - | - | 1 631 | DARUNTER: MRU |
| - | - | - | - | - | - | - | 6 463 | SUEDAFRIKA |
| - | - | - | - | - | - | - | 6 463 | DARUNTER: JNB |
| 2 438 | 2 102 | 196 | 70 | 462 | 280 | - | 80 622 | A F R I K A |
| - | - | - | - | - | - | - | 32 041 | KANADA |
| - | - | - | - | - | - | - | 3 199 | DARUNTER: YMQ |
| - | - | - | - | - | - | - | 17 252 | YTO |
| - | - | - | - | - | - | - | 1 001 | YEA |
| - | - | - | - | - | - | - | 7 630 | YVR |
| - | - | - | - | - | - | - | 2 276 | YYC |
| 7 884 | - | - | - | - | - | - | 250 428 | USA |

5 PERSONENVERKEHR
 5. 2 VERFLECHTUNG IM VERKEHR
 5. 2. 2 AUSSTEIGER

| VON STRECKENHERKUNFTS- | | NACH STRECKEN | | | | | | | | |
|-------------------------|------------------|-------------------|-----------------|----------------------|---------------------|--------------------|--------------------|--------------------|-------------------|--|
| LAND BZW. --- FLUGPLATZ | HAMBURG (HAM) | HANNOVER (HAJ) | BREMEN (BRE) | DUESSELDORF (DUS) | KOELN/BONN (CGN) | FRANKFURT (FRA) | STUTTGART (STR) | NUERNBERG (NUE) | MUENCHEN (MUC) | |
| AUSSTEIGER | | | | | | | | | | |
| INSGESAMT | | | | | | | | | | |
| DARUNTER: NYC | 2 969 | - | - | 4 250 | 940 | 46 507 | 635 | - | 8 125 | |
| CHI | - | - | - | 3 585 | - | 16 383 | - | - | 5 034 | |
| BOS | - | - | - | - | 1 | 14 102 | - | - | - | |
| PHL | - | - | - | - | - | 2 690 | - | - | - | |
| BWI | - | - | - | - | - | 1 061 | - | - | - | |
| WAS | - | - | - | - | - | 15 527 | - | - | - | |
| DET | - | - | - | - | - | 9 206 | - | - | - | |
| PIT | - | - | - | - | - | 5 645 | - | - | - | |
| CVG | - | - | - | - | - | 5 855 | - | - | - | |
| ATL | 3 301 | - | - | - | - | 13 338 | 3 211 | - | 5 918 | |
| CLT | - | - | - | - | - | 1 463 | - | - | - | |
| MIA | - | 110 | - | 5 696 | - | 9 193 | - | - | 1 239 | |
| SJU | - | - | - | - | - | 1 896 | - | - | - | |
| ORL | - | - | - | - | - | 3 670 | - | - | - | |
| *U2 | - | - | - | - | - | 1 024 | - | - | - | |
| DAL | - | - | - | - | - | 14 772 | - | - | - | |
| HOU | - | - | - | - | - | 2 312 | - | - | - | |
| SFO | - | - | - | 1 996 | - | 12 344 | - | - | - | |
| LAX | - | - | - | 3 136 | - | 13 201 | - | - | - | |
| DEN | - | - | - | - | - | 1 286 | - | - | - | |
| MEXIKO | - | - | - | - | - | 4 807 | - | - | - | |
| DARUNTER: MEX | - | - | - | - | - | 4 152 | - | - | - | |
| KUBA | - | - | - | 2 040 | 854 | 1 210 | - | - | - | |
| DARUNTER: HAV | - | - | - | 1 203 | 854 | 884 | - | - | - | |
| *CU | - | - | - | 837 | - | 326 | - | - | - | |
| JAMAICA | - | - | - | 1 071 | - | - | - | - | - | |
| DARUNTER: MBJ | - | - | - | 1 071 | - | - | - | - | - | |
| DOMINIK. REP. | 520 | 199 | - | 2 449 | - | 2 790 | - | - | 852 | |
| DARUNTER: POP | 442 | 199 | - | 2 254 | - | 1 746 | - | - | 350 | |
| *DO | 78 | - | - | 195 | - | 601 | - | - | 187 | |
| ANTIGUA-BARB. | - | - | - | - | - | 387 | - | - | - | |
| BARBADOS | - | - | - | - | 76 | 229 | - | - | - | |
| TRINID. U. TOB. | - | - | - | - | 2 | 229 | - | - | - | |
| NIED. ANTILLEN | - | - | - | - | 243 | - | - | - | - | |
| ST. LUCIA | - | - | - | - | 30 | 278 | - | - | - | |
| SONST. WESTIN. | - | - | - | - | - | 195 | - | - | - | |
| KOLUMBIEN | - | - | - | - | - | 2 180 | - | - | - | |
| DARUNTER: BOG | - | - | - | - | - | 1 783 | - | - | - | |
| VENEZUELA | - | - | - | 589 | - | 1 490 | - | - | 17 | |
| DARUNTER: CCS | - | - | - | - | - | 1 361 | - | - | - | |
| BRASIL IEN | - | - | - | - | - | 7 885 | - | - | 488 | |
| DARUNTER: RIO | - | - | - | - | - | 3 358 | - | - | - | |
| SAO | - | - | - | - | - | 4 009 | - | - | - | |
| ECUADOR | - | - | - | - | - | 886 | - | - | - | |
| PERU | - | - | - | - | - | 542 | - | - | - | |
| BOLIVIEN | - | - | - | - | - | 387 | - | - | - | |
| PARAGUAY | - | - | - | - | - | 506 | - | - | - | |
| URUGUAY | - | - | - | - | - | 100 | - | - | - | |
| ARGENTINIEN | - | - | - | - | - | 2 651 | - | - | - | |
| DARUNTER: BUE | - | - | - | - | - | 2 651 | - | - | - | |
| CHILE | - | - | - | - | - | 774 | - | - | - | |
| A M E R I K A | 6 790 | 309 | - | 25 846 | 2 154 | 249 225 | 3 846 | - | 23 371 | |
| LIBANON | - | - | - | - | - | 360 | - | - | - | |
| ISRAEL | 62 | - | - | - | 510 | 8 893 | 513 | - | 3 036 | |
| DARUNTER: TLV | 62 | - | - | - | 510 | 8 893 | 513 | - | 3 035 | |
| JORDANIEN | - | - | - | - | - | 1 053 | - | - | - | |
| DARUNTER: AMM | - | - | - | - | - | 1 053 | - | - | - | |
| SYRIEN | - | - | - | - | - | 1 371 | - | - | 366 | |
| DARUNTER: DAM | - | - | - | - | - | 1 058 | - | - | 366 | |
| IRAN | - | - | - | - | - | 6 857 | - | - | - | |
| DARUNTER: THR | - | - | - | - | - | 6 857 | - | - | - | |
| BAHRAIN | - | - | - | - | - | 1 393 | - | - | - | |
| DARUNTER: BAH | - | - | - | - | - | 1 393 | - | - | - | |
| KATAR | - | - | - | 15 | - | 193 | - | - | - | |
| SAUDI-ARAB. | - | - | - | 8 | - | 3 918 | - | - | - | |
| DARUNTER: JED | - | - | - | - | - | 1 825 | - | - | - | |
| RUH | - | - | - | 8 | - | 2 093 | - | - | - | |
| JEMEN | - | - | - | - | - | 912 | - | - | - | |
| OMAN | - | - | - | - | - | 110 | - | - | - | |
| V. A. EMIRATE | - | - | - | 12 | - | 5 076 | - | - | 276 | |
| DARUNTER: DKB | - | - | - | - | - | 4 167 | - | - | - | |
| AUH | - | - | - | - | - | 895 | - | - | 254 | |
| PAKISTAN | - | - | - | - | - | 4 178 | - | - | - | |
| DARUNTER: KHI | - | - | - | - | - | 3 477 | - | - | - | |
| INDIEN | - | - | - | - | - | 14 402 | - | - | - | |
| DARUNTER: DEL | - | - | - | - | - | 8 358 | - | - | - | |
| BOM | - | - | - | - | - | 6 044 | - | - | - | |
| NEPAL | - | - | - | - | - | 1 040 | - | - | - | |
| DARUNTER: KTM | - | - | - | - | - | 1 040 | - | - | - | |
| SRI LANKA | - | - | - | 73 | - | 1 024 | - | - | 1 019 | |
| DARUNTER: CMB | - | - | - | 73 | - | 1 024 | - | - | 1 019 | |
| MALEDIVEN | - | - | - | - | - | 1 214 | - | - | 987 | |
| DARUNTER: MLE | - | - | - | - | - | 1 214 | - | - | 987 | |
| MYANMAR | - | - | - | 77 | - | - | - | - | - | |
| THAILAND | - | - | - | 140 | - | 10 722 | - | - | 822 | |
| DARUNTER: BKK | - | - | - | 140 | - | 10 722 | - | - | 822 | |
| VIETNAM | - | - | - | - | - | 172 | - | - | - | |
| MALAYSIA | - | - | - | - | - | 1 524 | - | - | - | |
| DARUNTER: KUL | - | - | - | - | - | 1 524 | - | - | - | |
| SINGAPUR | - | - | - | - | - | 8 461 | - | - | - | |
| DARUNTER: SIN | - | - | - | - | - | 8 461 | - | - | - | |
| BRUNEI | - | - | - | - | - | 138 | - | - | - | |

JUNI 1991

MIT GEBIETEN AUSSERHALB DES BUNDESGBIETES

| ZIELFLUGPLATZ | | | | | | | VON STRECKENHERKUNFTS- | |
|----------------------|-------|-----------------------|-----------------------|------------------|------------------|----------|------------------------|-------------------------|
| B E R L I N (TLL) | (SKF) | SAARBRUECKEN (SCN) | MUENSTER/OSN (FMO) | LEIPZIG (LEJ) | DRESDEN (DRS) | SONSTIGE | INSGESAMT | LAND BZW. --- FLUGPLATZ |
| 6 076 | - | - | - | - | - | - | 69 510 | AUSSTEIGER |
| - | - | - | - | - | - | - | 25 002 | INSGESAMT |
| - | - | - | - | - | - | - | 14 183 | DARUNTER: NYC |
| - | - | - | - | - | - | - | 2 690 | CHI |
| - | - | - | - | - | - | - | 1 061 | BOS |
| - | - | - | - | - | - | - | 15 527 | PHL |
| - | - | - | - | - | - | - | 9 206 | BWI |
| - | - | - | - | - | - | - | 5 645 | WAS |
| - | - | - | - | - | - | - | 5 855 | DET |
| 1 808 | - | - | - | - | - | - | 27 576 | PIT |
| - | - | - | - | - | - | - | 1 463 | CVG |
| - | - | - | - | - | - | - | 16 238 | ATL |
| - | - | - | - | - | - | - | 1 896 | CLT |
| - | - | - | - | - | - | - | 3 670 | MIA |
| - | - | - | - | - | - | - | 1 024 | SJU |
| - | - | - | - | - | - | - | 14 772 | ORL |
| - | - | - | - | - | - | - | 2 312 | *U2 |
| - | - | - | - | - | - | - | 14 340 | DAL |
| - | - | - | - | - | - | - | 16 337 | ROU |
| - | - | - | - | - | - | - | 1 286 | SFO |
| - | - | - | - | - | - | - | 4 807 | LAX |
| - | - | - | - | - | - | - | 4 152 | DEN |
| - | 646 | - | - | - | - | - | 4 750 | MEXIKO |
| - | 646 | - | - | - | - | - | 3 587 | DARUNTER: MEX |
| - | - | - | - | - | - | - | 1 163 | KUBA |
| - | - | - | - | - | - | - | 1 071 | DARUNTER: HAV |
| - | - | - | - | - | - | - | 1 071 | *CU |
| - | - | - | - | - | - | - | 6 810 | JAMAICA |
| - | - | - | - | - | - | - | 4 991 | DARUNTER: MBJ |
| - | - | - | - | - | - | - | 1 061 | DOMINIK. REP |
| - | - | - | - | - | - | - | 387 | DARUNTER: POP |
| - | - | - | - | - | - | - | 305 | *DO |
| - | - | - | - | - | - | - | 231 | ANTIGUA-BARB. |
| - | - | - | - | - | - | - | 243 | BARBADOS |
| - | - | - | - | - | - | - | 308 | TRINID. U. TOB. |
| - | - | - | - | - | - | - | 195 | NIED. ANTILLEN |
| - | - | - | - | - | - | - | 2 180 | ST. LUCIA |
| - | - | - | - | - | - | - | 1 783 | SONST. WESTIN. |
| - | - | - | - | - | - | - | 2 096 | KOLUMBIEN |
| - | - | - | - | - | - | - | 1 361 | DARUNTER: BOG |
| - | - | - | - | - | - | - | 8 373 | VENEZUELA |
| - | - | - | - | - | - | - | 3 358 | DARUNTER: CCS |
| - | - | - | - | - | - | - | 4 009 | BRASILIEN |
| - | - | - | - | - | - | - | 886 | DARUNTER: RIO |
| - | - | - | - | - | - | - | 542 | SAO |
| - | - | - | - | - | - | - | 387 | ECUADOR |
| - | - | - | - | - | - | - | 506 | PERU |
| - | - | - | - | - | - | - | 100 | BOLIVIEN |
| - | - | - | - | - | - | - | 2 651 | PARAGUAY |
| - | - | - | - | - | - | - | 2 651 | URUGUAY |
| - | - | - | - | - | - | - | 774 | ARGENTINIEN |
| 7 884 | 646 | - | - | - | - | - | 320 071 | DARUNTER: BUE |
| - | - | - | - | - | - | - | 379 | CHILE |
| - | 19 | - | - | - | - | - | 13 646 | A M E R I K A |
| - | 632 | - | - | - | - | - | 13 645 | LIBANON |
| - | 632 | - | - | - | - | - | 1 053 | ISRAEL |
| - | - | - | - | - | - | - | 1 053 | DARUNTER: TLV |
| - | - | - | - | - | - | - | 1 905 | JORDANIEN |
| - | 168 | - | - | - | - | - | 1 592 | DARUNTER: AMM |
| - | 168 | - | - | - | - | - | 6 857 | SYRIEN |
| - | - | - | - | - | - | - | 6 857 | DARUNTER: DAM |
| - | - | - | - | - | - | - | 1 393 | IRAN |
| - | - | - | - | - | - | - | 1 393 | DARUNTER: TER |
| - | - | - | - | - | - | - | 208 | BAHRAIN |
| - | - | - | - | - | - | - | 3 926 | DARUNTER: BAH |
| - | - | - | - | - | - | - | 1 825 | KATAR |
| - | - | - | - | - | - | - | 2 101 | SAUDI-ARAB. |
| - | - | - | - | - | - | - | 912 | DARUNTER: JED |
| - | - | - | - | - | - | - | 110 | RUH |
| - | - | - | - | - | - | - | 5 364 | JEMEN |
| - | - | - | - | - | - | - | 4 167 | OMAN |
| - | - | - | - | - | - | - | 1 149 | V. A. EMIRATE |
| - | - | - | - | - | - | - | 4 178 | DARUNTER: DXB |
| - | - | - | - | - | - | - | 3 477 | AUH |
| - | - | - | - | - | - | - | 14 402 | PAKISTAN |
| - | - | - | - | - | - | - | 8 358 | DARUNTER: KHI |
| - | - | - | - | - | - | - | 6 044 | INDIEN |
| - | - | - | - | - | - | - | 1 040 | DARUNTER: DEL |
| - | - | - | - | - | - | - | 2 116 | BOM |
| - | - | - | - | - | - | - | 2 201 | NEPAL |
| - | - | - | - | - | - | - | 2 201 | DARUNTER: KTM |
| - | - | - | - | - | - | - | 77 | SRI LANKA |
| - | - | - | - | - | - | - | 11 684 | DARUNTER: CMB |
| - | - | - | - | - | - | - | 11 684 | MALEDIVEN |
| - | - | - | - | - | - | - | 172 | DARUNTER: MLE |
| - | - | - | - | - | - | - | 1 524 | MYANMAR |
| - | - | - | - | - | - | - | 1 524 | THAILAND |
| - | - | - | - | - | - | - | 8 838 | DARUNTER: BKK |
| - | 377 | - | - | - | - | - | 8 838 | VIETNAM |
| - | 377 | - | - | - | - | - | 8 838 | MALAYSIA |
| - | - | - | - | - | - | - | 138 | DARUNTER: KUL |
| - | - | - | - | - | - | - | 138 | SINGAPUR |
| - | - | - | - | - | - | - | 138 | DARUNTER: SIN |
| - | - | - | - | - | - | - | 138 | BRUNEI |

5 PERSONENVERKEHR
 5. 2 VERFLECHTUNG IM VERKEHR
 5. 2. 2 AUSSTEIGER

| VON STRECKENHERKUNFTS- | NACH STRECKEN | | | | | | | | |
|--------------------------------|------------------|-------------------|-----------------|----------------------|---------------------|--------------------|--------------------|--------------------|-------------------|
| LAND BZW. --- FLUGPLATZ | HAMBURG (HAM) | HANNOVER (HAJ) | BREMEN (BRE) | DUESSELDORF (DUS) | KOELN/BONN (CGN) | FRANKFURT (FRA) | STUTTGART (STR) | NUERNBERG (NUE) | MUENCHEN (MUC) |
| AUSSTEIGER | | | | | | | | | |
| INSGESAMT | | | | | | | | | |
| INDONESIEN | - | - | - | - | - | 4 603 | - | - | - |
| DARUNTER: JKT | - | - | - | - | - | 3 054 | - | - | - |
| DPS | - | - | - | - | - | 1 549 | - | - | - |
| PHILIPPINEN | - | - | - | - | - | 4 359 | - | - | - |
| DARUNTER: MNL | - | - | - | - | - | 4 359 | - | - | - |
| HONGKONG (BRIT) | - | - | - | - | - | 12 712 | - | - | - |
| DARUNTER: HKG | - | - | - | - | - | 12 712 | - | - | - |
| JAPAN | - | - | - | 688 | - | 18 989 | - | - | - |
| DARUNTER: TYO | - | - | - | 688 | - | 16 855 | - | - | - |
| OSA | - | - | - | - | - | 2 134 | - | - | - |
| KOREA REP. | - | - | - | - | - | 6 061 | - | - | - |
| DARUNTER: SEL | - | - | - | - | - | 6 061 | - | - | - |
| CHINA | - | - | - | - | - | 4 053 | - | - | - |
| DARUNTER: PEK | - | - | - | - | - | 4 053 | - | - | - |
| A S I E N | 62 | - | - | 1 013 | 510 | 123 788 | 513 | - | 6 506 |
| | | | | | | | | | |
| AUSTRALIEN | - | - | - | - | - | 6 184 | - | - | - |
| DARUNTER: SYD | - | - | - | - | - | 4 285 | - | - | - |
| MEB | - | - | - | - | - | 1 899 | - | - | - |
| NEUSEELAND | - | - | - | - | - | 100 | - | - | - |
| AUSTRALIEN/OZEANIEN ... | - | - | - | - | - | 6 284 | - | - | - |
| | | | | | | | | | |
| I N S G E S A M T .. | 150 621 | 74 034 | 17 097 | 401 370 | 64 290 | 977 603 | 134 781 | 35 201 | 320 097 |

JUNI 1991

MIT GEBIETEN AUSSERHALB DES BUNDESGBIETES

| ZIELFLUGPLATZ | | | | | | | VON STRECKENHERKUNFTS- | |
|----------------------|--------|-----------------------|-----------------------|------------------|------------------|----------|------------------------|-------------------------|
| B E R L I N (TXL) | (SXF) | SAARBRUECKEN (SCN) | MUENSTER/OSN (FMO) | LEIPZIG (LEJ) | DRESDEN (DRS) | SONSTIGE | INSGESAMT | LAND BZW. --- FLUGPLATZ |
| - | - | - | - | - | - | - | 4 603 | AUSSTEIGER |
| - | - | - | - | - | - | - | 3 054 | INDONESIEN |
| - | - | - | - | - | - | - | 1 549 | DARUNTER: JKT |
| - | - | - | - | - | - | - | 4 359 | DPS |
| - | - | - | - | - | - | - | 4 359 | PHILIPPINEN |
| - | - | - | - | - | - | - | 12 712 | DARUNTER: MNL |
| - | - | - | - | - | - | - | 12 712 | HONGKONG (BRIT) |
| - | - | - | - | - | - | - | 19 677 | DARUNTER: HKG |
| - | - | - | - | - | - | - | 17 543 | JAPAN |
| - | - | - | - | - | - | - | 2 134 | DARUNTER: TYO |
| - | - | - | - | - | - | - | 6 061 | OSA |
| - | - | - | - | - | - | - | 6 061 | KOREA REP. |
| - | 484 | - | - | - | - | - | 4 537 | DARUNTER: SEL |
| - | 484 | - | - | - | - | - | 4 537 | CHINA |
| - | 1 680 | - | - | - | - | - | 134 072 | DARUNTER: PEK |
| - | - | - | - | - | - | - | - | A S I E N |
| - | - | - | - | - | - | - | 6 184 | AUSTRALIEN |
| - | - | - | - | - | - | - | 4 285 | DARUNTER: SYD |
| - | - | - | - | - | - | - | 1 899 | MEB |
| - | - | - | - | - | - | - | 100 | NEUSEELAND |
| - | - | - | - | - | - | - | 6 284 | AUSTRALIEN/OZEANIEN |
| 101 579 | 29 502 | 8 009 | 4 683 | 5 241 | 2 336 | 29 | 2 326 473 | I N S G E S A M T |

5 PERSONENVERKEHR
 5. 2 VERFLECHTUNG IM VERKEHR
 5. 2. 3 REISENDE

| NACH ENDZIELLAND BZW. ---FLUGPLATZ | VON HERKUNFTS | | | | | | | | |
|---------------------------------------|------------------|-------------------|-----------------|----------------------|---------------------|--------------------|--------------------|--------------------|-------------------|
| | HAMBURG (HAM) | HANNOVER (HAJ) | BREMEN (BRE) | DUESSELDORF (DUS) | KOELN/BONN (CGN) | FRANKFURT (FRA) | STUTTGART (STR) | NUERNBERG (NUE) | MUENCHEN (MUC) |
| REISENDE | | | | | | | | | |
| INSGESAMT | | | | | | | | | |
| FINNLAND | 4 767 | 95 | 7 | 2 350 | 296 | 8 725 | 866 | 325 | 2 742 |
| DARUNTER: HEL | 4 060 | 95 | 7 | 2 082 | 295 | 8 115 | 824 | 325 | 2 606 |
| SCHWEDEN | 4 614 | 442 | 23 | 5 186 | 210 | 11 890 | 1 434 | 431 | 2 668 |
| DARUNTER: STO | 2 945 | 215 | 9 | 2 790 | 146 | 7 791 | 922 | 302 | 1 944 |
| GOT | 854 | 98 | 14 | 1 367 | 33 | 2 616 | 415 | 96 | 439 |
| *SE | 270 | 49 | - | 505 | 6 | 907 | 54 | 21 | 123 |
| NORWEGEN | 4 215 | 597 | 61 | 2 417 | 209 | 5 971 | 496 | 134 | 1 455 |
| DARUNTER: OSL | 2 374 | 221 | 48 | 1 663 | 133 | 4 484 | 433 | 126 | 1 134 |
| BGO | 807 | 31 | 8 | 274 | 61 | 369 | 48 | 8 | 159 |
| *NO | 654 | 266 | 4 | 97 | 10 | 739 | 1 | - | 26 |
| DAENEMARK | 2 649 | 523 | 37 | 3 674 | 467 | 8 552 | 1 368 | 589 | 2 596 |
| DARUNTER: CPH | 2 082 | 462 | 22 | 2 930 | 343 | 7 664 | 1 279 | 537 | 2 301 |
| *DK | 117 | 35 | 15 | 374 | 23 | 554 | 65 | - | 209 |
| GR BRITANNIEN | 19 199 | 9 114 | 4 228 | 33 992 | 9 994 | 59 612 | 11 169 | 3 118 | 31 603 |
| DARUNTER: LON | 16 657 | 6 845 | 3 684 | 20 653 | 8 677 | 46 252 | 8 770 | 2 516 | 24 644 |
| BHX | 660 | 787 | 55 | 4 596 | 682 | 4 244 | 1 043 | 135 | 1 840 |
| MAN | 1 010 | 876 | 135 | 5 882 | 151 | 5 949 | 400 | 292 | 2 941 |
| GLA | 157 | 294 | 35 | 1 270 | 64 | 1 302 | 130 | 28 | 793 |
| EDI | 228 | 88 | 44 | 462 | 182 | 414 | 388 | 55 | 392 |
| *GB | 140 | 79 | 94 | 193 | 86 | 297 | 47 | 63 | 282 |
| IRLAND | 611 | 254 | 74 | 4 857 | 89 | 6 072 | 1 125 | 142 | 2 519 |
| DARUNTER: DUB | 500 | 107 | 68 | 2 962 | 53 | 4 349 | 475 | 135 | 1 755 |
| SNW | 63 | 139 | 2 | 1 513 | 5 | 1 213 | 625 | 5 | 708 |
| ISLAND | 733 | 32 | 52 | 73 | 470 | 1 595 | 28 | 12 | 164 |
| DARUNTER: REK | 728 | 32 | 52 | 69 | 466 | 1 595 | 28 | 12 | 162 |
| NIEDERLANDE | 4 269 | 2 226 | 678 | 1 757 | 51 | 12 661 | 2 112 | 1 637 | 5 507 |
| DARUNTER: AMS | 3 588 | 2 226 | 661 | 1 755 | 44 | 12 614 | 2 094 | 1 630 | 5 461 |
| BELGIEN | 2 659 | 1 034 | 254 | 1 021 | 28 | 12 283 | 2 602 | 1 011 | 4 956 |
| DARUNTER: BRU | 2 654 | 990 | 245 | 1 012 | 28 | 12 269 | 2 600 | 1 011 | 4 948 |
| LUXEMBURG | 347 | 67 | 42 | 15 | 3 | 3 916 | 35 | 37 | 515 |
| DARUNTER: LUX | 347 | 67 | 42 | 15 | 3 | 3 916 | 35 | 37 | 515 |
| FRANKREICH | 9 034 | 3 558 | 1 617 | 15 958 | 6 372 | 33 834 | 8 850 | 3 953 | 20 548 |
| DARUNTER: PAR | 6 926 | 3 002 | 1 289 | 10 480 | 4 784 | 24 907 | 7 789 | 2 789 | 14 722 |
| BOD | 91 | 26 | 30 | 117 | 71 | 812 | 45 | 11 | 91 |
| LYS | 156 | 182 | 56 | 1 257 | 107 | 2 398 | 183 | 72 | 1 084 |
| TLS | 100 | 56 | 41 | 78 | 38 | 517 | 38 | 2 | 451 |
| MRS | 107 | 21 | 25 | 119 | 111 | 566 | 35 | - | 102 |
| NCE | 1 137 | 218 | 153 | 2 344 | 314 | 3 451 | 527 | 79 | 2 595 |
| CLY | 1 | - | 2 | 761 | - | 503 | 66 | - | 3 |
| BIA | 258 | 1 | 301 | - | - | 17 | - | - | 403 |
| *FR | 254 | 47 | 21 | 488 | 944 | 650 | 165 | 999 | 1 094 |
| SPANIEN | 40 446 | 28 259 | 7 145 | 136 749 | 22 550 | 83 983 | 37 253 | 11 568 | 45 815 |
| DARUNTER: MAD | 1 218 | 354 | 170 | 2 608 | 348 | 8 399 | 1 224 | 262 | 3 028 |
| BCN | 1 503 | 882 | 145 | 3 563 | 194 | 7 113 | 1 169 | 150 | 2 346 |
| GRO | - | - | - | 641 | - | 505 | - | - | 263 |
| VLC | 109 | 65 | 34 | 384 | 66 | 2 149 | 89 | 47 | 100 |
| ALC | 545 | 396 | 7 | 3 954 | 9 | 1 581 | 56 | 12 | 1 113 |
| LEI | 484 | 460 | - | 1 900 | 1 | 1 109 | 270 | - | 913 |
| AGP | 2 292 | 647 | 60 | 6 153 | 60 | 2 833 | 711 | 32 | 2 332 |
| SVQ | 256 | 242 | 9 | 650 | 23 | 1 234 | 38 | 11 | 293 |
| BIO | 92 | 67 | 33 | 204 | 63 | 1 338 | 127 | 36 | 216 |
| *E1 | 36 | 16 | 9 | 552 | 13 | 559 | 99 | 1 | 135 |
| PMI | 18 677 | 13 634 | 4 961 | 66 144 | 12 611 | 27 418 | 16 623 | 5 430 | 12 656 |
| IBZ | 3 082 | 2 191 | 659 | 13 459 | 1 989 | 6 308 | 3 229 | 1 560 | 5 306 |
| MAH | 1 008 | 1 067 | - | 2 969 | 404 | 2 240 | 2 135 | 525 | 1 388 |
| LPA | 4 567 | 3 025 | 591 | 11 441 | 2 553 | 7 332 | 3 853 | 1 797 | 5 113 |
| TCI | 2 208 | 1 518 | 467 | 5 730 | 1 036 | 4 199 | 2 543 | 739 | 3 489 |
| FUE | 2 653 | 1 816 | - | 8 924 | 2 157 | 5 048 | 2 105 | 589 | 3 303 |
| ACE | 1 716 | 1 879 | - | 6 482 | 1 023 | 4 075 | 2 251 | 377 | 2 955 |
| *E3 | - | - | - | 979 | - | 493 | 241 | - | 864 |
| PORTUGAL | 4 215 | 2 216 | 210 | 11 972 | 1 632 | 16 544 | 3 705 | 708 | 7 200 |
| DARUNTER: LIS | 1 026 | 145 | 131 | 1 966 | 188 | 5 448 | 450 | 133 | 1 668 |
| OPO | 318 | 137 | 56 | 1 018 | 381 | 3 043 | 368 | 134 | 269 |
| FAO | 2 665 | 1 891 | 22 | 8 139 | 1 063 | 6 381 | 2 881 | 441 | 4 557 |
| FNC | 163 | 43 | - | 837 | - | 1 393 | 6 | - | 634 |
| MALTA | 1 084 | 56 | 23 | 2 337 | 234 | 3 034 | 1 215 | 430 | 2 685 |
| DARUNTER: MLA | 1 084 | 56 | 23 | 2 337 | 234 | 3 034 | 1 215 | 430 | 2 685 |
| GIBRALT (BRIT) | - | - | - | 1 | 1 | 8 | - | - | - |
| SCHWEIZ | 6 430 | 2 498 | 1 447 | 11 475 | 3 406 | 22 897 | 2 428 | 1 931 | 11 754 |
| DARUNTER: ZRH | 4 609 | 2 018 | 1 179 | 7 578 | 2 806 | 13 864 | 1 157 | 1 564 | 6 682 |
| GVA | 749 | 307 | 111 | 1 896 | 468 | 7 524 | 1 184 | 265 | 2 329 |
| BSL | 1 011 | 156 | 147 | 1 799 | 71 | 1 392 | 44 | 77 | 2 647 |
| OESTERREICH | 3 196 | 1 771 | 608 | 7 070 | 1 670 | 29 733 | 3 224 | 707 | 5 272 |
| DARUNTER: VIE | 2 684 | 1 412 | 429 | 5 512 | 1 426 | 19 456 | 2 755 | 648 | 5 046 |
| INN | 33 | 17 | 21 | 47 | 35 | 993 | 3 | 1 | 7 |
| LNZ | 144 | 97 | 38 | 971 | 57 | 2 930 | 171 | 2 | - |
| SZG | 94 | 55 | 27 | 113 | 59 | 1 839 | 7 | 1 | 6 |
| GRZ | 168 | 152 | 71 | 285 | 72 | 3 266 | 261 | 48 | 188 |
| KLU | 70 | 38 | 22 | 142 | 21 | 1 249 | 27 | 7 | 25 |
| ITALIEN | 5 947 | 3 430 | 876 | 17 163 | 3 823 | 47 815 | 6 922 | 1 826 | 18 320 |
| DARUNTER: ROM | 755 | 521 | 150 | 1 885 | 473 | 8 805 | 946 | 86 | 3 958 |
| MIL | 1 945 | 971 | 272 | 6 736 | 1 431 | 15 062 | 2 115 | 919 | 3 893 |
| VCE | 364 | 452 | 100 | 962 | 525 | 4 833 | 391 | 75 | 996 |
| TRS | 98 | 34 | 12 | 110 | 35 | 170 | 6 | - | 731 |
| TRN | 75 | 126 | 106 | 259 | 156 | 2 940 | 650 | 61 | 850 |
| GOA | 85 | 70 | 51 | 139 | 21 | 1 204 | 28 | 20 | 98 |
| FLR | 147 | 37 | 9 | 241 | 74 | 177 | 43 | - | 1 189 |
| BLQ | 136 | 89 | 44 | 168 | 90 | 2 407 | 18 | 46 | 510 |
| PSA | 262 | 72 | 64 | 239 | 62 | 2 649 | 82 | 40 | 603 |
| NAP | 1 132 | 867 | 23 | 2 796 | 606 | 3 529 | 1 234 | 542 | 1 603 |
| BRI | 46 | 14 | 12 | 121 | 35 | 746 | 22 | 10 | 148 |
| CAG | 19 | 100 | 1 | 72 | 9 | 549 | 155 | 5 | 336 |
| OLB | 92 | 26 | 11 | 103 | 13 | 1 009 | 42 | 4 | 817 |
| FMO | 45 | 4 | - | 177 | 196 | 298 | 326 | - | 230 |
| CTA | 686 | 36 | 18 | 2 010 | 49 | 2 683 | 745 | 18 | 1 777 |

JUNI 1991

MIT GEBIETEN AUSSERHALB DES BUNDESGBIETES

| FLUGPLATZ | | | | | | | | NACH ENDZIELLAND |
|-----------|-------|--------------|--------------|---------|---------|----------|-----------|-------------------|
| BERLIN | | SAARBRUECKEN | MUENSTER/OSN | LEIPZIG | DRESDEN | SONSTIGE | INSGESAMT | BZW. -- FLUGPLATZ |
| (TXL) | (SFX) | (SCN) | (FMO) | (LEJ) | (DRS) | | | |
| 1 226 | - | 7 | 4 | 29 | 15 | 7 | 21 461 | REISENDE |
| 1 216 | - | 7 | 4 | 27 | 15 | 7 | 19 685 | ----- |
| 1 644 | - | 33 | 12 | 36 | 24 | 3 | 28 658 | INSGESAMT |
| 1 291 | - | 22 | 5 | 25 | 22 | 3 | 18 432 | ----- |
| 250 | - | 5 | 3 | 6 | 1 | - | 6 197 | FINNLAND |
| 46 | - | 1 | 4 | 4 | 1 | - | 1 991 | DARUNTER: HEL |
| 940 | - | 10 | 4 | 15 | 4 | 8 | 16 536 | SCHWEDEN |
| 848 | - | 8 | 4 | 12 | 4 | 8 | 11 500 | DARUNTER: STO |
| 58 | - | - | - | - | - | - | 1 823 | GOT |
| 1 | - | - | - | - | - | - | 1 798 | *SE |
| 1 569 | 121 | 51 | 6 | 14 | 44 | 7 | 22 267 | NORWEGEN |
| 1 352 | 121 | 46 | 6 | 14 | 44 | 7 | 19 210 | DARUNTER: OSL |
| 32 | - | 4 | - | - | - | - | 1 428 | BGO |
| 15 226 | 7 | 103 | 175 | 284 | 115 | 44 | 197 983 | *NO |
| 14 200 | - | 69 | 52 | 225 | 102 | 38 | 153 384 | DAENEMARK |
| 384 | - | 20 | 5 | 22 | 5 | 2 | 14 480 | DARUNTER: CPH |
| 307 | 7 | 5 | 103 | 25 | 7 | 4 | 18 094 | *DK |
| 159 | - | - | 14 | 7 | 1 | - | 4 254 | GR BRITANNIEN |
| 108 | - | - | - | - | - | - | 2 361 | DARUNTER: LON |
| 1 | - | 3 | 1 | 3 | - | - | 1 289 | BHI |
| 648 | - | 5 | 6 | 9 | 15 | 1 | 16 427 | MAN |
| 210 | - | 4 | 6 | 9 | 14 | 1 | 10 648 | GLA |
| 426 | - | - | - | - | - | - | 2 361 | EDI |
| 64 | - | 3 | 14 | - | - | - | 3 240 | *GB |
| 64 | - | 3 | 14 | - | - | - | 3 225 | IRLAND |
| 3 443 | 139 | 17 | 2 | 129 | 91 | 21 | 34 740 | DARUNTER: DUB |
| 3 439 | 139 | 17 | 2 | 129 | 91 | 21 | 33 911 | SNN |
| 2 468 | 4 | 8 | 12 | 130 | 216 | 26 | 28 712 | ISLAND |
| 2 468 | 4 | 8 | 12 | 124 | 216 | 26 | 28 615 | DARUNTER: REK |
| 319 | - | 2 | 5 | 12 | 14 | 2 | 5 331 | NIEDERLANDE |
| 319 | - | 2 | 5 | 12 | 14 | 2 | 5 331 | DARUNTER: AMS |
| 9 866 | 2 | 32 | 128 | 277 | 169 | 23 | 114 221 | BELGIEN |
| 8 301 | 2 | 7 | 96 | 246 | 150 | 21 | 85 511 | DARUNTER: BRU |
| 35 | - | - | 5 | 2 | 1 | - | 1 337 | LUXEMBURG |
| 189 | - | 6 | 13 | 7 | 4 | - | 5 714 | DARUNTER: LUX |
| 64 | - | - | 1 | 2 | - | 1 | 1 389 | FRANKREICH |
| 78 | - | 2 | 1 | 3 | - | 1 | 1 171 | DARUNTER: PAR |
| 400 | - | 17 | 3 | 16 | 14 | - | 11 268 | BOD |
| 147 | - | - | - | - | - | - | 1 483 | LYS |
| 494 | - | - | - | - | - | - | 1 474 | TLS |
| 124 | - | - | 9 | 1 | - | - | 4 796 | MRS |
| 22 098 | 936 | 7 039 | 3 116 | 2 473 | 978 | 363 | 450 771 | NCE |
| 1 339 | - | 13 | 43 | 14 | 21 | 10 | 19 051 | CLY |
| 1 051 | 2 | 6 | 21 | 20 | 8 | 2 | 18 175 | BIA |
| 447 | - | - | - | - | - | - | 1 856 | *FR |
| 49 | - | 4 | 9 | 6 | 2 | 2 | 3 115 | SPANIEN |
| 583 | - | - | - | 4 | 5 | - | 8 265 | DARUNTER: MAD |
| 130 | - | - | - | - | - | - | 5 267 | BCN |
| 805 | - | - | 4 | 2 | 1 | 1 | 15 933 | GRO |
| 237 | - | 3 | 2 | 1 | - | - | 2 999 | VLC |
| 25 | - | 1 | 14 | 3 | - | 1 | 2 220 | ALC |
| 138 | - | - | - | 1 | - | - | 1 559 | LEI |
| 9 613 | 789 | 5 276 | 2 983 | 2 138 | 725 | 347 | 200 025 | AGP |
| 1 704 | - | 852 | 40 | 284 | 216 | - | 40 879 | SVQ |
| 750 | - | 236 | - | - | - | - | 12 722 | BIO |
| 1 408 | 145 | 226 | - | - | - | - | 42 051 | *E1 |
| 1 421 | - | 260 | - | - | - | - | 23 610 | FMI |
| 1 676 | - | 162 | - | - | - | - | 28 433 | IBZ |
| 634 | - | - | - | - | - | - | 21 392 | MAN |
| 86 | - | - | - | - | - | - | 2 663 | LPA |
| 2 297 | 672 | 185 | 54 | 19 | 21 | 6 | 51 656 | TCI |
| 485 | - | 167 | 16 | 12 | 17 | 4 | 11 856 | FUE |
| 107 | - | 11 | 31 | 4 | 4 | 2 | 5 883 | ACE |
| 1 700 | 672 | 5 | 5 | 1 | - | - | 30 423 | *E3 |
| 5 | - | 2 | 2 | - | - | - | 3 085 | PORTUGAL |
| 27 | 640 | 1 | 7 | - | - | - | 11 773 | DARUNTER: LIS |
| 27 | 640 | 1 | 7 | - | - | - | 11 773 | OPO |
| - | - | - | - | - | - | - | - | FAO |
| 7 570 | 193 | 18 | 682 | 295 | 547 | 5 | 73 576 | FNC |
| 5 521 | 192 | 10 | 629 | 265 | 507 | 1 | 48 582 | MALTA |
| 622 | 1 | 7 | 27 | 23 | 3 | 4 | 15 520 | DARUNTER: MLA |
| 1 402 | - | - | 15 | 7 | 37 | - | 8 805 | GIBRALT (BRIT) |
| 2 777 | 1 528 | 106 | 189 | 150 | 86 | 14 | 58 101 | SCHWEIZ |
| 2 009 | 1 469 | 58 | 79 | 96 | 56 | 7 | 43 142 | DARUNTER: ZRH |
| 38 | 4 | 1 | 17 | - | - | - | 1 217 | GVA |
| 61 | - | 20 | 16 | 30 | 6 | 2 | 4 545 | BSL |
| 207 | - | 2 | 25 | 1 | 9 | - | 2 445 | OESTERREICH |
| 73 | 38 | 17 | 37 | 17 | 14 | 5 | 4 712 | DARUNTER: VIE |
| 389 | 17 | 8 | 15 | 6 | 1 | - | 2 037 | INN |
| 6 052 | 28 | 88 | 300 | 235 | 192 | 15 | 113 032 | LNZ |
| 1 549 | 6 | 13 | 49 | 15 | 15 | 1 | 19 227 | SZG |
| 2 453 | 22 | 42 | 84 | 72 | 45 | 4 | 36 066 | GRZ |
| 355 | - | 9 | 47 | 102 | 7 | 2 | 9 220 | KLU |
| 25 | - | - | 2 | - | 4 | - | 1 207 | ITALIEN |
| 134 | - | 6 | 26 | 9 | 4 | - | 5 422 | DARUNTER: ROM |
| 56 | - | 1 | 2 | 20 | - | 1 | 1 796 | MIL |
| 78 | - | 1 | 6 | - | 3 | - | 2 005 | VCE |
| 80 | - | 1 | 29 | 9 | 106 | 1 | 3 734 | TRS |
| 113 | - | 4 | 27 | 2 | 4 | 2 | 3 682 | TRN |
| 1 037 | - | 3 | 16 | 5 | 3 | 1 | 13 397 | GOA |
| 40 | - | 5 | 2 | - | - | - | 1 201 | FLR |
| 13 | - | 1 | 2 | 1 | - | - | 1 263 | BLQ |
| 19 | - | - | 3 | - | - | - | 2 139 | PSA |
| 8 | - | - | - | - | - | - | 1 284 | NAP |
| 59 | - | 2 | 5 | - | 1 | 3 | 8 092 | BRI |
| | | | | | | | | CAG |
| | | | | | | | | OLB |
| | | | | | | | | FMO |
| | | | | | | | | CTA |

5 PERSONENVERKEHR
5. 2 VERFLECHTUNG IM VERKEHR
5. 2. 3 REISENDE

| NACH ENDZIELLAND BZW. ---FLUGPLATZ | VON HERKUNFTS | | | | | | | | |
|---------------------------------------|------------------|-------------------|-----------------|----------------------|---------------------|--------------------|--------------------|--------------------|-------------------|
| | HAMBURG (HAM) | HANNOVER (HAJ) | BREMEN (BRE) | DUESSELDORF (DUS) | KOELN/BONN (CGN) | FRANKFURT (FRA) | STUTTGART (STR) | NUERNBERG (NUE) | MUENCHEN (MUC) |
| REISENDE | | | | | | | | | |
| INSGESAMT | | | | | | | | | |
| GRIECHENLAND | 14 052 | 6 642 | 903 | 47 964 | 2 923 | 34 251 | 16 344 | 5 254 | 46 090 |
| DARUNTER:ATH | 2 363 | 275 | 165 | 4 815 | 278 | 11 335 | 1 940 | 5 473 | 7 573 |
| SKG | 1 661 | 773 | 69 | 6 646 | 133 | 5 551 | 3 488 | 712 | 4 737 |
| CFU | 1 568 | 1 393 | - | 5 259 | - | 2 355 | 1 335 | 960 | 5 247 |
| JSI | 30 | 434 | - | 401 | - | 343 | 286 | - | 924 |
| ZTH | - | - | - | 1 137 | - | 254 | - | - | 520 |
| JMK | - | - | - | 1 016 | - | 227 | - | - | 1 516 |
| SMI | 978 | 48 | - | 1 928 | - | 453 | 360 | - | 1 782 |
| JTR | - | - | - | 656 | - | 229 | 40 | - | 2 125 |
| KGS | 1 121 | 598 | - | 3 535 | 370 | 1 496 | 1 218 | - | 3 216 |
| RHO | 1 783 | 956 | - | 8 226 | 930 | 2 896 | 1 976 | 767 | 5 383 |
| CHQ | 413 | 67 | - | 1 238 | 105 | 936 | 1 052 | - | 612 |
| HER | 4 127 | 2 026 | 669 | 10 204 | 1 107 | 7 042 | 4 561 | 2 342 | 8 587 |
| KVA | 1 | - | - | 890 | - | 132 | - | - | 319 |
| MJT | - | - | - | 666 | - | 158 | - | - | 850 |
| *GR | 7 | 72 | - | 1 347 | - | 844 | 88 | - | 2 699 |
| TUERKEI | 15 836 | 10 557 | 958 | 34 834 | 7 552 | 40 434 | 18 503 | 3 807 | 19 833 |
| DARUNTER:ANK | 2 334 | 1 154 | 62 | 5 553 | 1 119 | 8 744 | 3 054 | 78 | 1 050 |
| IST | 5 411 | 4 493 | 492 | 10 419 | 4 020 | 16 125 | 7 585 | 1 491 | 6 960 |
| IZM | 2 570 | 1 706 | 14 | 5 165 | 722 | 4 352 | 2 454 | 182 | 2 424 |
| DLM | 822 | 658 | - | 3 223 | 427 | 2 683 | 1 443 | 380 | 2 783 |
| AYT | 4 090 | 2 275 | 390 | 10 005 | 1 263 | 7 741 | 3 888 | 1 672 | 6 612 |
| *TR | 609 | 271 | - | 469 | 1 | 789 | 79 | 4 | 4 |
| ZYPERN | 410 | 22 | 26 | 1 270 | 43 | 1 366 | 32 | 14 | 1 292 |
| DARUNTER:LCA | 197 | 22 | 26 | 1 046 | 43 | 1 240 | 27 | 14 | 814 |
| JUGOSLAWIEN | 2 279 | 980 | 70 | 4 808 | 229 | 9 112 | 1 511 | 62 | 2 530 |
| DARUNTER:BEG | 405 | 187 | 26 | 960 | 70 | 3 573 | 349 | 42 | 953 |
| ZAG | 531 | 186 | 29 | 1 953 | 46 | 2 374 | 754 | 17 | 447 |
| LJU | 43 | 23 | 14 | 54 | 27 | 1 162 | 13 | 3 | 422 |
| SPU | 276 | 103 | - | 360 | 86 | 675 | 114 | - | 350 |
| DBV | 123 | 99 | 1 | 408 | - | 712 | 94 | - | 155 |
| *YU | 677 | 172 | - | 709 | - | 327 | 74 | - | 27 |
| UNGARN | 870 | 278 | 145 | 1 978 | 619 | 6 104 | 1 002 | 69 | 2 804 |
| DARUNTER:BUD | 870 | 261 | 145 | 1 978 | 619 | 6 104 | 1 002 | 69 | 2 804 |
| ALBANIEN | 17 | 2 | - | 12 | 10 | 33 | 7 | 3 | 11 |
| TSSCHECHOSLOW | 569 | 134 | 49 | 646 | 638 | 5 774 | 144 | 123 | 804 |
| DARUNTER:PRG | 569 | 134 | 47 | 639 | 624 | 5 709 | 141 | 123 | 704 |
| RUMAENIEN | 86 | 24 | 22 | 476 | 29 | 3 273 | 46 | 12 | 357 |
| DARUNTER:BUH | 86 | 24 | 19 | 159 | 29 | 2 830 | 46 | 11 | 272 |
| BULGARIEN | 670 | 962 | 13 | 1 779 | 337 | 3 135 | 716 | 338 | 768 |
| DARUNTER:SOF | 65 | 20 | 13 | 99 | 27 | 1 647 | 33 | 20 | 487 |
| VAR | 361 | 542 | - | 839 | 201 | 842 | 526 | 149 | 188 |
| BOJ | 244 | 400 | - | 841 | 109 | 573 | 157 | 169 | 93 |
| POLEN | 1 133 | 96 | 59 | 1 505 | 384 | 8 107 | 175 | 122 | 332 |
| DARUNTER:WAW | 555 | 90 | 56 | 1 345 | 275 | 7 420 | 167 | 117 | 307 |
| SOWJETUNION | 3 142 | 1 069 | 128 | 2 772 | 313 | 14 652 | 529 | 119 | 1 894 |
| DARUNTER:MW | 998 | 158 | 112 | 2 214 | 303 | 11 316 | 299 | 114 | 1 178 |
| LED | 992 | 8 | 9 | 473 | 5 | 1 933 | 15 | 3 | 349 |
| RIX | 1 073 | 5 | - | 8 | - | 18 | - | 1 | 1 |
| *SU | 67 | 893 | 6 | 54 | 4 | 1 385 | 204 | - | 355 |
| E U R O P A | 153 479 | 76 938 | 19 755 | 356 111 | 64 582 | 495 374 | 123 841 | 38 482 | 243 034 |
| DARUNTER: EG-LAENDER | 103 428 | 57 323 | 16 064 | 275 123 | 47 933 | 319 531 | 91 485 | 29 843 | 185 669 |
| AEGYPTEN | 261 | 64 | 55 | 556 | 57 | 6 192 | 298 | 41 | 3 300 |
| DARUNTER:CAI | 223 | 57 | 50 | 522 | 49 | 4 877 | 287 | 35 | 972 |
| LXR | - | - | - | 2 | - | 109 | - | - | 1 487 |
| HRG | 4 | - | - | - | - | 512 | - | - | 829 |
| LIBYEN | 36 | 19 | 19 | 90 | 23 | 1 500 | 28 | 13 | 62 |
| DARUNTER:TIP | 36 | 19 | 19 | 83 | 18 | 1 400 | 28 | 13 | 62 |
| TUNESIEN | 2 380 | 1 754 | 256 | 5 287 | 736 | 7 058 | 3 495 | 1 122 | 4 090 |
| DARUNTER:TUN | 560 | 275 | 40 | 672 | 173 | 2 509 | 269 | 37 | 393 |
| DJE | 195 | 203 | - | 1 098 | 1 | 1 066 | 632 | 240 | 1 000 |
| MIR | 1 625 | 1 276 | 216 | 3 517 | 562 | 3 471 | 2 594 | 845 | 2 697 |
| ALGERIEN | 27 | 18 | 11 | 111 | 30 | 934 | 23 | 11 | 26 |
| DARUNTER:ALG | 25 | 17 | 10 | 65 | 28 | 855 | 22 | 11 | 26 |
| MAROKKO | 397 | 296 | 27 | 1 895 | 53 | 2 865 | 86 | 16 | 1 161 |
| DARUNTER:CAS | 72 | 32 | 19 | 224 | 38 | 1 046 | 40 | 16 | 81 |
| AGA | 309 | 244 | - | 1 292 | - | 747 | 27 | - | 1 017 |
| MAURETANIEN | 6 | - | - | 4 | 4 | 4 | - | - | 2 |
| MALI | 2 | - | - | 1 | - | 25 | 2 | - | 2 |
| KAP VERDE | 1 | - | - | 3 | 1 | 73 | - | - | - |
| SENEGAL | 8 | 1 | 2 | 5 | 8 | 359 | 4 | 3 | 12 |
| GAMBIA | 2 | - | - | 11 | - | 314 | 40 | - | 3 |
| GUINEA-BISSAU | - | - | - | - | - | 3 | - | - | - |
| GUINEA | 3 | - | 2 | 4 | - | 13 | 3 | - | 4 |
| SIERRA LEONE | 2 | - | - | 4 | - | 13 | 3 | - | 7 |
| ELFENB.KUESTE | 44 | - | 3 | 18 | 1 | 27 | 4 | 2 | 9 |
| BURKINA FASO | 9 | - | - | 10 | 4 | 9 | 1 | - | 2 |
| NIGER | 3 | - | - | 9 | 3 | 11 | 3 | - | 3 |
| TSCHAD | 1 | - | - | - | 1 | 8 | - | - | - |
| GHANA | 109 | 4 | 7 | 417 | 6 | 76 | 30 | - | 12 |
| TOGO | 5 | 1 | 2 | 15 | 1 | 33 | 1 | - | 28 |
| BENIN | 4 | - | - | - | 1 | 13 | 3 | - | 4 |
| NIGERIA | 163 | 35 | 51 | 151 | 25 | 1 795 | 47 | 15 | 83 |
| DARUNTER:LOS | 149 | 33 | 50 | 140 | 25 | 1 755 | 40 | 15 | 80 |
| KAMERUN | 13 | 10 | 7 | 8 | 5 | 346 | 5 | 4 | 20 |
| ZENT.AFR.REP. | - | - | - | 1 | - | 4 | 1 | - | - |
| AEGUAT.GUINEA | - | - | - | - | - | 3 | - | - | - |
| GABUN | 4 | - | 1 | 2 | - | 14 | - | 1 | 1 |
| KONGO | 2 | - | - | 2 | - | 7 | 5 | - | 1 |
| ZAIRE | 6 | 2 | - | 24 | 2 | 436 | 11 | 4 | 11 |
| ANGOLA | 3 | - | 2 | 5 | - | 16 | 1 | - | 4 |
| SUDAN | 8 | 1 | 5 | 7 | 1 | 264 | 2 | 3 | 8 |

JUNI 1991
 MIT GEBIETEN AUSSERHALB DES BUNDESGBIETES

| FLUGPLATZ | | | | | | | | NACH ENDZIELLAND BZW. -- FLUGPLATZ |
|----------------------|--------|-----------------------|-----------------------|------------------|------------------|----------|-----------|---------------------------------------|
| B E R L I N (TXL) | (SFX) | SAARBRUECKEN (SCN) | MUENSTER/OSN (FMO) | LEIPZIG (LEJ) | DRESDEN (DRS) | SONSTIGE | INSGESAMT | |
| 9 134 | 576 | 1 134 | 547 | 1 151 | 275 | 452 | 187 692 | REISENDE |
| 1 525 | 558 | 25 | 19 | 410 | 3 | 1 | 31 758 | ----- |
| 1 223 | 18 | 1 | 14 | 4 | - | 253 | 25 283 | INSGESAMT |
| 1 353 | - | - | - | - | 15 | 44 | 19 529 | ----- |
| - | - | - | - | - | - | - | 2 418 | GRIECHENLAND |
| - | - | - | - | - | - | - | 1 911 | DARUNTER:ATH |
| 9 | - | - | - | - | - | - | 2 768 | SKG |
| - | - | - | - | - | - | - | 5 549 | CFU |
| - | - | - | - | - | - | - | 3 050 | JSI |
| 754 | - | - | - | - | - | - | 12 308 | ZTH |
| 842 | - | - | - | 329 | - | 153 | 24 241 | JMK |
| 406 | - | - | - | - | - | - | 4 829 | SMI |
| 2 095 | - | 1 108 | 514 | 408 | 257 | 1 | 45 048 | JTR |
| 232 | - | - | - | - | - | - | 1 574 | KGS |
| 217 | - | - | - | - | - | - | 1 891 | RHO |
| 478 | - | - | - | - | - | - | 5 535 | CHQ |
| 9 429 | 3 867 | 910 | 146 | 11 | 10 | 2 | 166 689 | HER |
| 757 | 1 283 | 15 | 9 | - | 2 | - | 25 214 | KVA |
| 4 508 | 1 592 | 15 | 24 | 10 | 8 | 2 | 63 155 | MJT |
| 1 416 | 351 | 3 | 3 | 1 | - | - | 21 363 | *GR |
| 800 | 417 | 274 | - | - | - | - | 13 910 | TUERKEI |
| 1 948 | 224 | 603 | 110 | - | - | - | 40 821 | DARUNTER:ANK |
| - | - | - | - | - | - | - | 2 226 | IST |
| 21 | 424 | - | - | - | 1 | - | 4 921 | IZM |
| 21 | 424 | - | - | - | 1 | - | 3 875 | IZM |
| 178 | 1 397 | 9 | 22 | 13 | 1 | - | 23 201 | DLM |
| 49 | 389 | 3 | 16 | 10 | 1 | - | 7 113 | AYT |
| 27 | 537 | 3 | 5 | 2 | - | - | 6 911 | *TR |
| 100 | 1 | 1 | 1 | - | - | - | 1 864 | ZYPERN |
| 2 | 189 | - | - | - | - | - | 2 155 | DARUNTER:LCA |
| - | 218 | - | - | 1 | - | - | 1 811 | JUGOSLAWIEN |
| - | 61 | 2 | - | - | - | - | 2 049 | DARUNTER:BEG |
| 42 | 2 725 | 11 | 23 | 34 | 9 | - | 16 713 | ZAG |
| 42 | 2 725 | 11 | 23 | 34 | 9 | - | 16 696 | LJU |
| 7 | - | - | - | - | - | - | 2 049 | SFU |
| 156 | 948 | 9 | 60 | 1 | 3 | - | 102 | DBV |
| 156 | 947 | 9 | 32 | 1 | 3 | - | 10 061 | *YU |
| 31 | 764 | - | 11 | 1 | 3 | - | 9 841 | UNGARN |
| 31 | 615 | - | 11 | 1 | 3 | - | 5 135 | DARUNTER:BUD |
| 21 | 3 261 | 2 | 10 | 1 041 | 208 | - | 13 261 | ALBANIEN |
| 21 | 1 174 | 2 | 10 | 5 | - | - | 3 623 | TSCHECHOSLOW |
| - | 1 216 | - | - | 188 | 208 | - | 5 260 | DARUNTER:PRG |
| - | 871 | - | - | 848 | - | - | 4 305 | RUMAENIEN |
| 126 | 1 469 | 6 | 23 | 4 | 6 | 4 | 13 551 | DARUNTER:BUH |
| 123 | 1 460 | 6 | 22 | 4 | 6 | 4 | 11 957 | BULGARIEN |
| 1 636 | 8 329 | 7 | 21 | 364 | 154 | 3 | 35 132 | DARUNTER:SOF |
| 1 589 | 4 357 | 6 | 19 | 363 | 153 | 3 | 23 182 | VAR |
| 5 | 1 765 | - | 1 | 1 | 1 | - | 5 560 | BOJ |
| 2 | 27 | - | - | - | - | - | 1 135 | POLEN |
| 30 | 2 138 | - | - | - | - | - | 5 136 | DARUNTER:NAW |
| 99 015 | 28 030 | 9 796 | 5 579 | 6 727 | 3 201 | 1 009 | 1 724 953 | SOWJETUNION |
| 73 120 | 2 485 | 8 664 | 4 351 | 4 733 | 2 130 | 960 | 1 222 842 | DARUNTER:MOV |
| 105 | 447 | 10 | 10 | 7 | 11 | - | 11 414 | LED |
| 103 | 433 | 4 | 8 | 5 | 10 | - | 7 635 | RIX |
| - | 8 | - | - | - | - | - | 1 598 | *SU |
| - | - | - | - | - | - | - | 1 353 | AEGYPTEN |
| 13 | - | 5 | 13 | 6 | 2 | - | 1 829 | DARUNTER:CAI |
| 13 | - | 5 | 13 | 6 | 2 | - | 1 717 | LXR |
| 2 294 | 1 725 | 347 | 66 | 550 | 382 | 2 | 31 544 | HRG |
| 37 | 587 | 2 | 17 | 1 | - | 1 | 5 573 | LIBYEN |
| 407 | - | - | - | - | - | - | 4 843 | DARUNTER:TIP |
| 1 850 | 1 138 | 345 | 49 | 549 | 382 | 1 | 21 116 | TUNESIEN |
| 25 | 20 | 3 | 2 | 3 | - | - | 1 244 | DARUNTER:TUN |
| 24 | 20 | 3 | 2 | 3 | - | - | 1 111 | DJE |
| 601 | - | 5 | 12 | 2 | - | - | 7 416 | MIR |
| 56 | - | 5 | 9 | 1 | - | - | 1 639 | ALGERIEN |
| 543 | - | - | - | - | - | - | 4 179 | DARUNTER:ALG |
| - | - | - | - | - | - | - | 20 | MAROKKO |
| - | - | - | - | - | - | - | 32 | DARUNTER:CAS |
| - | - | - | - | - | - | - | 78 | AGA |
| 5 | - | - | - | - | - | - | 407 | MAURETANIEN |
| - | - | - | - | - | - | - | 370 | MALI |
| - | - | - | - | - | - | - | 3 | KAP VERDE |
| - | - | 2 | - | - | - | - | 31 | SENEGAL |
| - | - | - | - | - | - | - | 29 | GAMBIA |
| 2 | - | - | - | - | - | - | 110 | GUINEA-BISSAU |
| 1 | - | - | - | - | - | - | 35 | GUINEA |
| - | - | - | - | - | - | - | 33 | SIERRA LEONE |
| - | - | - | - | - | - | - | 10 | ELFENB.KUESTE |
| 14 | - | - | - | - | - | - | 675 | BURKINA FASO |
| 1 | - | - | - | - | - | - | 86 | NIGER |
| 15 | - | 11 | 11 | - | 3 | - | 2 405 | TSCHAD |
| 15 | - | 9 | 11 | - | 3 | - | 2 325 | GHANA |
| 4 | - | 5 | 1 | - | - | 1 | 429 | TOGO |
| 1 | - | - | - | - | - | - | 7 | BENIN |
| - | - | - | - | - | - | - | 3 | NIGERIA |
| 1 | - | - | - | - | - | - | 18 | DARUNTER:LOS |
| 1 | - | 2 | 5 | - | - | - | 504 | KAMERUN |
| 8 | 18 | - | - | - | - | - | 23 | ZENT. AFR. REP. |
| 2 | - | - | - | - | - | - | 57 | AEQUAT. GUINEA |
| - | - | - | - | - | 1 | - | 302 | GABUN |
| - | - | - | - | - | - | - | 18 | KONGO |
| - | - | - | - | - | - | - | 504 | ZAIRE |
| - | - | - | - | - | - | - | 57 | ANGOLA |
| - | - | - | - | - | - | - | 302 | SUDAN |

5 PERSONENVERKEHR
 5. 2 VERFLECHTUNG IM VERKEHR
 5. 2. 3 REISENDE

| NACH ENDZIELLAND BZW. --- FLUGPLATZ | VON HERKUNFTS | | | | | | | | |
|--|------------------|-------------------|-----------------|----------------------|---------------------|--------------------|--------------------|--------------------|-------------------|
| | HAMBURG (HAM) | HANNOVER (HAJ) | BREMEN (BRE) | DUESSELDORF (DUS) | KOELN/BONN (CGN) | FRANKFURT (FRA) | STUTTGART (STR) | MUERNBERG (NUE) | MUENCHEN (MUC) |
| REISENDE | | | | | | | | | |
| INSGESAMT | | | | | | | | | |
| DSCHIBUTI | 2 | - | - | 1 | 1 | 6 | - | - | - |
| AETHIOPIEN | 7 | 3 | 1 | 1 | - | 378 | - | - | 3 |
| SOMALIA | 11 | - | - | 1 | - | 11 | - | - | - |
| UGANDA | 18 | 1 | - | 6 | - | 55 | 11 | - | 9 |
| KENIA | 105 | 17 | 0 | 426 | 28 | 5 159 | 20 | 8 | 2 755 |
| DARUNTER: NBO | 85 | 17 | 0 | 63 | 27 | 2 221 | 20 | 8 | 75 |
| MBA | 20 | - | - | 363 | - | 2 923 | - | - | 2 680 |
| RUANDA | - | - | - | - | - | 20 | 3 | - | 1 |
| BURUNDI | - | - | 1 | 5 | - | 25 | 1 | - | 4 |
| TANSANIA | 44 | 14 | 1 | 24 | 8 | 394 | 12 | 5 | 82 |
| SAMBIA | 11 | 2 | 3 | 7 | 2 | 183 | 2 | - | 9 |
| MALAWI | 7 | - | - | 2 | 1 | 39 | 9 | - | 9 |
| SIMBABWE | 27 | 10 | 1 | 8 | 6 | 987 | 7 | 2 | 40 |
| DARUNTER: HRE | 27 | 10 | 1 | 8 | 6 | 927 | 6 | 2 | 40 |
| BOTSUANA | 11 | 2 | - | 2 | 1 | 62 | - | - | 2 |
| NAMIBIA | 58 | 20 | 14 | 16 | 8 | 1 257 | 5 | - | 40 |
| DARUNTER: WDH | 58 | 20 | 14 | 16 | 8 | 1 250 | 5 | - | 40 |
| MOSAMBIK | 1 | - | - | 1 | - | 137 | - | - | - |
| MADAGASKAR | 8 | 1 | 1 | 18 | 4 | 72 | 21 | - | 40 |
| KOMOREN | - | - | - | 2 | - | 3 | - | - | - |
| SESCHELLEN | 19 | 4 | - | 26 | 2 | 311 | 9 | 2 | 14 |
| REUNION (FR) | 4 | 2 | - | 2 | - | 11 | - | - | 6 |
| MAURITIUS | 54 | 21 | 22 | 73 | 11 | 799 | 10 | 2 | 420 |
| DARUNTER: MRU | 54 | 21 | 22 | 73 | 11 | 799 | 10 | 2 | 420 |
| SUEDAFRIKA | 306 | 113 | 60 | 242 | 68 | 4 361 | 149 | 52 | 441 |
| DARUNTER: JNB | 286 | 108 | 60 | 217 | 56 | 3 667 | 145 | 52 | 407 |
| A F R I K A | 4 192 | 2 415 | 562 | 9 503 | 1 102 | 36 685 | 4 355 | 1 306 | 12 730 |
| KANADA | 1 910 | 639 | 503 | 2 704 | 158 | 25 824 | 876 | 207 | 3 616 |
| DARUNTER: YMQ | 238 | 75 | 67 | 315 | 34 | 2 717 | 135 | 43 | 458 |
| YTO | 850 | 324 | 229 | 1 608 | 73 | 10 363 | 479 | 85 | 2 123 |
| YEA | 53 | 25 | 10 | 19 | 2 | 1 284 | 7 | 1 | 66 |
| YVR | 497 | 153 | 103 | 517 | 40 | 6 517 | 174 | 58 | 610 |
| YVC | 137 | 58 | 25 | 181 | 7 | 2 509 | 24 | 19 | 157 |
| *CA | 36 | - | 21 | 30 | - | 1 479 | 28 | 1 | 104 |
| USA | 15 259 | 2 888 | 2 208 | 14 756 | 1 665 | 175 754 | 9 776 | 2 418 | 31 046 |
| DARUNTER: NYC | 4 689 | 543 | 612 | 3 749 | 826 | 32 733 | 2 758 | 565 | 8 128 |
| CHI | 974 | 374 | 276 | 2 276 | 112 | 8 437 | 625 | 286 | 2 610 |
| BOS | 496 | 152 | 79 | 350 | 92 | 7 669 | 538 | 132 | 1 204 |
| PHL | 156 | 61 | 38 | 121 | 27 | 2 890 | 84 | 52 | 365 |
| BWI | 119 | - | 67 | 33 | - | 1 397 | 73 | 4 | 160 |
| WAS | 490 | 146 | 68 | 250 | 120 | 12 486 | 505 | 132 | 1 527 |
| DET | 173 | 89 | 26 | 157 | 44 | 5 250 | 187 | 57 | 219 |
| PIT | 78 | 25 | 12 | 139 | 19 | 1 169 | 13 | 22 | 89 |
| CVG | 96 | 48 | 25 | 55 | 20 | 1 959 | 68 | 58 | 173 |
| IND | 24 | 2 | - | 14 | 9 | 935 | 6 | - | 141 |
| CLE | 54 | 1 | - | 23 | 4 | 1 352 | 18 | - | 166 |
| *U1 | 132 | 3 | 10 | 138 | 34 | 3 530 | 42 | 1 | 211 |
| ATL | 1 035 | 116 | 113 | 253 | 51 | 7 310 | 1 873 | 231 | 3 372 |
| CLT | 111 | 39 | 16 | 51 | 20 | 1 785 | 66 | 40 | 80 |
| TPA | 161 | 9 | 4 | 8 | - | 1 899 | 28 | 10 | 164 |
| MIA | 1 187 | 351 | 105 | 2 663 | 25 | 7 842 | 199 | 94 | 2 087 |
| SJU | 55 | 9 | 16 | 112 | 8 | 1 289 | 12 | 19 | 100 |
| ORL | 384 | 27 | 109 | 128 | 4 | 3 547 | 126 | 49 | 333 |
| *U2 | 379 | 19 | 19 | 31 | 3 | 5 427 | 252 | 20 | 345 |
| MSP | 118 | 5 | 46 | 100 | 1 | 2 382 | 71 | 27 | 239 |
| STL | 61 | 11 | 7 | 79 | 1 | 3 920 | 211 | 15 | 450 |
| MKC | 40 | 2 | - | 12 | - | 928 | 32 | 1 | 127 |
| *U3 | - | - | 2 | 23 | - | 1 343 | 7 | - | 114 |
| DAL | 441 | 129 | 85 | 121 | 38 | 6 724 | 210 | 212 | 808 |
| HOU | 228 | 53 | 81 | 148 | 16 | 3 125 | 139 | 18 | 409 |
| MSY | 77 | 1 | - | 2 | - | 914 | 25 | - | 100 |
| *U4 | 91 | - | - | 4 | - | 2 004 | 73 | - | 180 |
| SEA | 352 | 17 | 6 | 83 | 8 | 2 969 | 168 | 1 | 399 |
| PDX | 18 | - | - | - | - | 891 | 5 | - | 109 |
| SLC | 108 | 2 | - | 11 | - | 1 295 | 88 | 1 | 134 |
| SFO | 877 | 236 | 83 | 1 154 | 92 | 11 489 | 380 | 183 | 1 919 |
| LAX | 1 570 | 351 | 284 | 2 296 | 61 | 13 778 | 631 | 149 | 2 904 |
| DEN | 112 | 25 | 12 | 34 | 5 | 3 615 | 44 | 17 | 273 |
| PHX | 63 | - | - | 7 | 3 | 951 | 9 | 3 | 157 |
| SAN | 37 | - | 1 | 8 | 4 | 760 | 15 | - | 189 |
| *U6 | 22 | 1 | - | 5 | 3 | 1 454 | 9 | 1 | 232 |
| BERMUDA (BRIT) | 14 | - | - | 10 | - | 21 | - | - | - |
| MEKIKO | 233 | 149 | 34 | 508 | 62 | 3 474 | 108 | 51 | 346 |
| DARUNTER: MEX | 224 | 149 | 34 | 193 | 62 | 2 661 | 107 | 51 | 192 |
| *MX | 9 | - | - | 313 | - | 583 | 1 | - | 152 |
| GUATEMALA | 24 | 1 | 5 | 8 | - | 135 | 8 | - | 13 |
| BELIZE | 1 | - | - | - | - | 4 | - | - | 5 |
| HONDURAS | - | - | - | - | - | 7 | - | - | - |
| EL SALVADOR | - | - | - | 3 | - | 13 | - | - | 2 |
| NICARAGUA | 1 | - | - | 5 | - | 32 | - | - | - |
| COSTA RICA | 35 | - | 7 | 8 | - | 77 | 2 | - | 12 |
| PANAMA | 1 | - | 1 | 2 | - | 52 | - | - | 12 |
| KUBA | 3 | - | - | 1 114 | 925 | 1 031 | 1 | - | 358 |
| DARUNTER: HAV | 3 | - | - | 651 | 503 | 828 | 1 | - | 358 |
| *CU | - | - | - | 463 | 422 | 203 | - | - | - |
| BAHAMAS | - | - | - | 14 | - | 210 | 1 | - | 3 |
| JAMAICA | 9 | 3 | 1 | 387 | - | 86 | - | - | 214 |
| HAITI | - | - | - | 2 | - | 10 | - | 1 | 2 |
| DOMINIK. REP | 604 | 214 | - | 2 454 | 1 | 2 867 | 35 | - | 1 169 |
| DARUNTER: SDQ | 6 | - | - | 298 | 1 | 530 | 1 | - | 409 |
| POP | 352 | - | - | 1 491 | - | 1 394 | 34 | - | 540 |
| *DO | 246 | 214 | - | 665 | - | 943 | - | - | 220 |

JUNI 1991

MIT GEBIETEN AUSSERHALB DES BUNDESGBIETES

| FLUGPLATZ | | | | | | | NACH ENDZIELLAND BZW. -- FLUGPLATZ |
|----------------------|-------|-----------------------|-----------------------|------------------|------------------|----------|---------------------------------------|
| B E R L I N (TXL) | (SFX) | SAARBRUECKEN (SCN) | MUENSTER/OSN (FMO) | LEIPZIG (LEJ) | DRESDEN (DRS) | SONSTIGE | INSGESAMT |
| 1 | - | - | - | - | - | - | 11 |
| 5 | - | 2 | 1 | - | - | - | 401 |
| - | - | - | - | - | - | - | 23 |
| - | - | - | - | - | - | - | 100 |
| 33 | - | - | 1 | 1 | - | 1 | 8 562 |
| 33 | - | - | 1 | 1 | - | 1 | 2 560 |
| - | - | - | - | - | - | - | 5 986 |
| - | - | - | - | - | - | - | 24 |
| - | - | 2 | - | - | - | - | 38 |
| 11 | - | 1 | - | 2 | - | 2 | 600 |
| 2 | - | - | - | - | - | - | 221 |
| - | - | 1 | - | - | - | - | 68 |
| 12 | - | 2 | - | - | - | 2 | 1 104 |
| 12 | - | 2 | - | - | - | 2 | 1 043 |
| - | - | - | - | - | - | - | 80 |
| 21 | - | 2 | 5 | - | - | - | 1 446 |
| 21 | - | 2 | 5 | - | - | - | 1 439 |
| - | 55 | - | - | - | - | - | 194 |
| 6 | - | - | - | - | - | - | 171 |
| - | - | - | - | - | - | - | 5 |
| 8 | - | - | - | - | - | - | 395 |
| 2 | - | - | - | - | - | - | 27 |
| 34 | - | - | 1 | - | 2 | - | 1 449 |
| 34 | - | - | 1 | - | 2 | - | 1 449 |
| 83 | - | - | 18 | 6 | 3 | - | 5 902 |
| 83 | - | - | 18 | 6 | 3 | - | 5 108 |
| 3 311 | 2 265 | 400 | 146 | 577 | 404 | 8 | 79 961 |
| 698 | 2 | 43 | 29 | 34 | 39 | 19 | 37 301 |
| 93 | 2 | 2 | 6 | 3 | 3 | 4 | 4 195 |
| 343 | - | 22 | 16 | 24 | 21 | 4 | 16 564 |
| 32 | - | 3 | 3 | - | - | - | 1 505 |
| 135 | - | 6 | 2 | 5 | 12 | 10 | 8 839 |
| 77 | - | 3 | 1 | 2 | 3 | 1 | 3 204 |
| 18 | - | 7 | 1 | - | - | - | 1 725 |
| 12 252 | 6 | 207 | 317 | 128 | 70 | 93 | 268 843 |
| 5 603 | 4 | 36 | 51 | 40 | 31 | 18 | 60 386 |
| 740 | - | 21 | 29 | 14 | 5 | 10 | 16 789 |
| 285 | - | 16 | 36 | 7 | 4 | - | 11 060 |
| 95 | - | 4 | 22 | 4 | 5 | 1 | 3 925 |
| 18 | - | - | - | - | - | - | 1 871 |
| 1 192 | - | 3 | 18 | 13 | 8 | 13 | 16 971 |
| 103 | - | 1 | 5 | 1 | 1 | 1 | 6 314 |
| 44 | - | 2 | 2 | 5 | - | - | 1 619 |
| 72 | - | - | 5 | 7 | 2 | - | 2 588 |
| 12 | - | - | - | - | - | - | 1 143 |
| 43 | - | - | - | - | - | - | 1 661 |
| 79 | - | - | 1 | - | - | - | 4 181 |
| 415 | - | 8 | 11 | 2 | 2 | 4 | 14 796 |
| 74 | - | 1 | 42 | 1 | - | 3 | 2 329 |
| 158 | - | 1 | - | - | - | 1 | 2 443 |
| 544 | - | 23 | 11 | 7 | - | - | 15 138 |
| 25 | - | - | 2 | - | - | 2 | 1 649 |
| 151 | - | - | - | 1 | - | 2 | 4 861 |
| 213 | - | 1 | 2 | 5 | - | - | 6 716 |
| 62 | - | - | 1 | 4 | 1 | - | 3 057 |
| 16 | - | - | 2 | - | - | - | 4 773 |
| 22 | - | - | - | - | - | - | 1 164 |
| 1 | - | - | - | - | - | - | 1 490 |
| 294 | - | 6 | 17 | 3 | 3 | 4 | 9 095 |
| 112 | - | 1 | 1 | 1 | - | - | 4 332 |
| 42 | - | 1 | - | - | - | - | 1 162 |
| 57 | - | 1 | 3 | - | - | - | 2 413 |
| 97 | - | - | - | - | - | - | 4 100 |
| 10 | - | - | - | - | - | - | 1 033 |
| 65 | - | - | 1 | - | - | - | 1 705 |
| 558 | - | 42 | 25 | 2 | 2 | 22 | 17 064 |
| 622 | - | 38 | 28 | 8 | 4 | 11 | 22 735 |
| 92 | - | - | - | - | - | - | 4 229 |
| 22 | - | 1 | - | - | - | 1 | 1 217 |
| 23 | 1 | - | - | 1 | - | - | 1 039 |
| 10 | - | - | - | - | - | - | 1 737 |
| 3 | - | - | - | - | - | - | 48 |
| 65 | - | 1 | 9 | 4 | 1 | 8 | 5 053 |
| 63 | - | - | 9 | 4 | 1 | 8 | 3 758 |
| 2 | - | 1 | - | - | - | - | 1 061 |
| - | - | - | - | - | - | - | 194 |
| 1 | - | - | - | - | - | - | 11 |
| - | - | - | - | - | - | - | 7 |
| - | - | - | - | - | - | - | 18 |
| - | 7 | - | - | - | - | - | 45 |
| - | - | 1 | - | - | - | - | 142 |
| - | - | - | - | - | - | - | 68 |
| 5 | 534 | - | - | - | - | - | 3 971 |
| 3 | 527 | - | - | - | - | - | 2 874 |
| 2 | 7 | - | - | - | - | - | 1 097 |
| 7 | - | - | - | - | - | - | 235 |
| - | 2 | - | - | - | - | - | 702 |
| - | - | - | - | - | - | - | 15 |
| 39 | - | - | - | - | - | - | 7 383 |
| 18 | - | - | - | - | - | - | 1 263 |
| 21 | - | - | - | - | - | - | 3 832 |
| - | - | - | - | - | - | - | 2 288 |

REISENDE
INSGESAMT

DSCHIBUTI
AETHIOPIEN
SOMALIA
UGANDA
KENIA
DARUNTER:NBO
MBA
RUANDA
BURUNDI
TANSANIA
SAMBIA
MALAWI
SIMBABWE
DARUNTER:HRE
BOTSWANA
NAMIBIA
DARUNTER:WDE
MOSAMBIK
MADAGASKAR
KOMOREN
SESCHELLEN
REUNION(FR)
MAURITIUS
DARUNTER:MRU
SUEDAFRIKA
DARUNTER:JNB

A F R I K A

KANADA
DARUNTER:YMQ
YTO
YEA
YVR
YIC
*CA
USA
DARUNTER:NYC
CHI
BOS
PHL
BWI
WAS
DET
PIT
CVG
IND
CLE
*U1
ATL
CLT
TPA
MIA
SJU
ORL
*U2
MSP
STL
MKC
*U3
DAL
HOU
MSY
*U4
SEA
PDX
SLC
SFO
LAX
DEN
PHX
SAN
*U6
BERMUDA (BRIT)
MEXIKO
DARUNTER:MEX
*MX
GUATEMALA
BELIZE
HONDURAS
EL SALVADOR
NICARAGUA
COSTA RICA
PANAMA
KUBA
DARUNTER:HAV
*CU
BAHAMAS
JAMAICA
HAITI
DOMINIK.REP
DARUNTER:SDQ
POP
*DO

5 PERSONENVERKEHR
 5. 2 VERFLECHTUNG IM VERKEHR
 5. 2. 3 REISENDE

| NACH ENDZIELLAND BZW. --- FLUGPLATZ | VON HERKUNFTS | | | | | | | | |
|--|------------------|-------------------|-----------------|----------------------|---------------------|--------------------|--------------------|--------------------|-------------------|
| | HAMBURG (HAM) | HANNOVER (HAJ) | BREMEN (BRE) | DUESSELDORF (DUS) | KOELN/BONN (CGN) | FRANKFURT (FRA) | STUTTGART (STR) | NUERNBERG (NUE) | MUENCHEN (MUC) |
| REISENDE | | | | | | | | | |
| INSGESAMT | | | | | | | | | |
| ANTIGUA-BARB. | 22 | 14 | 2 | 16 | 3 | 267 | 7 | - | 28 |
| GUADELOUPE (FR) .. | 27 | - | - | 27 | 1 | 58 | 21 | - | 21 |
| BARBADOS | 38 | 14 | 2 | 50 | 88 | 211 | 4 | - | 26 |
| TRINID. U. TOB. | 8 | 3 | - | 16 | 10 | 87 | - | - | 7 |
| NIED. ANTILLEN | 52 | - | 10 | 132 | 250 | 107 | 15 | - | 78 |
| ST. LUCIA | 12 | 5 | 2 | 12 | 35 | 255 | 6 | - | 6 |
| SONST. WESTIN. | 6 | 4 | 5 | 12 | 1 | 178 | 5 | 2 | 25 |
| KOLUMBIEN | 62 | 29 | 17 | 41 | 7 | 1 356 | 22 | 8 | 41 |
| DARUNTER: BOG | 51 | 25 | 15 | 40 | 7 | 976 | 14 | 6 | 40 |
| VENEZUELA | 182 | 19 | 20 | 644 | 23 | 1 312 | 27 | 15 | 148 |
| DARUNTER: CCS | 178 | 19 | 20 | 113 | 23 | 1 072 | 27 | 14 | 125 |
| GUYANA | - | - | - | - | - | - | 2 | - | - |
| SURINAME | - | - | - | - | - | 1 | - | - | - |
| GUAYANA (FR) | 2 | - | 3 | 5 | - | 2 | - | - | 2 |
| BRASILIEN | 414 | 124 | 46 | 261 | 75 | 4 479 | 145 | 93 | 1 094 |
| DARUNTER: RIO | 126 | 22 | 33 | 89 | 17 | 1 509 | 22 | 44 | 113 |
| SAO | 226 | 93 | 11 | 146 | 54 | 2 372 | 103 | 42 | 192 |
| ECUADOR | 32 | 8 | 5 | 6 | 2 | 456 | 17 | 1 | 39 |
| PERU | 30 | 9 | 8 | 35 | 5 | 586 | 12 | 1 | 63 |
| BOLIVIEN | 46 | 6 | - | 5 | 1 | 489 | 4 | 1 | 60 |
| PARAGUAY | - | - | 1 | - | - | 269 | 4 | - | 1 |
| URUGUAY | 11 | 1 | 2 | 5 | 1 | 466 | - | - | 3 |
| ARGENTINIEN | 99 | 19 | 34 | 94 | 19 | 1 810 | 35 | 23 | 109 |
| DARUNTER: BUE | 99 | 19 | 33 | 94 | 19 | 1 726 | 35 | 23 | 109 |
| CHILE | 62 | 11 | 24 | 33 | 8 | 927 | 12 | 6 | 71 |
| DARUNTER: SCL | 62 | 11 | 24 | 33 | 8 | 905 | 10 | 6 | 71 |
| A M E R I K A | 19 199 | 4 160 | 2 940 | 23 369 | 3 340 | 222 913 | 11 145 | 2 827 | 38 620 |
| LIBANON | 22 | 9 | 9 | 17 | 4 | 986 | 12 | 1 | 23 |
| DARUNTER: BEY | 22 | 9 | 9 | 17 | 4 | 986 | 12 | 1 | 23 |
| ISRAEL | 352 | 167 | 84 | 401 | 432 | 7 186 | 280 | 66 | 2 290 |
| DARUNTER: TLV | 352 | 167 | 84 | 366 | 432 | 7 186 | 280 | 66 | 2 290 |
| JORDANIEN | 46 | 6 | 13 | 19 | 17 | 1 313 | 12 | 4 | 34 |
| DARUNTER: AMM | 46 | 6 | 13 | 19 | 17 | 1 302 | 12 | 4 | 34 |
| SYRIEN | 54 | 27 | 21 | 66 | 16 | 1 641 | 9 | 5 | 336 |
| DARUNTER: DAM | 48 | 26 | 20 | 61 | 16 | 1 409 | 8 | 3 | 336 |
| IRAK | - | - | - | - | - | 3 | - | - | - |
| IRAN | 408 | 51 | 35 | 286 | 50 | 6 291 | 71 | 48 | 165 |
| DARUNTER: THR | 408 | 51 | 33 | 255 | 50 | 6 205 | 71 | 47 | 163 |
| KUWEIT | 8 | 4 | 3 | 10 | 8 | 66 | 5 | 4 | 4 |
| BAHRAIN | 44 | 5 | 114 | 35 | 19 | 869 | 18 | 11 | 44 |
| DARUNTER: BAH | 44 | 5 | 114 | 35 | 19 | 869 | 18 | 11 | 44 |
| KATAR | 2 | - | - | 9 | 6 | 128 | 1 | 2 | 4 |
| SAUDI-ARAB. | 384 | 28 | 33 | 116 | 313 | 4 172 | 53 | 29 | 179 |
| DARUNTER: JED | 321 | 15 | 21 | 37 | 295 | 2 419 | 20 | 17 | 107 |
| RUH | 58 | 12 | 11 | 57 | 18 | 1 603 | 30 | 12 | 68 |
| JEMEN | 3 | 2 | 1 | 137 | 2 | 899 | 3 | - | 10 |
| DARUNTER: SAH | 3 | 2 | - | 136 | 1 | 877 | 3 | - | 10 |
| OMAN | 3 | 6 | 1 | 4 | 3 | 203 | 4 | 3 | 15 |
| V. A. EMIRATE | 149 | 20 | 48 | 55 | 20 | 1 694 | 14 | 20 | 179 |
| DARUNTER: DXB | 95 | 11 | 27 | 30 | 16 | 1 391 | 9 | 17 | 104 |
| PAKISTAN | 56 | 11 | 15 | 53 | 25 | 3 177 | 15 | 17 | 71 |
| DARUNTER: KHI | 41 | 9 | 15 | 47 | 24 | 2 507 | 14 | 14 | 60 |
| BANGLADESCH | 7 | 2 | - | 4 | 5 | 141 | 1 | - | 1 |
| AFGHANISTAN | - | - | - | 1 | - | 14 | - | - | - |
| INDIEN | 272 | 56 | 51 | 371 | 58 | 14 782 | 101 | 62 | 314 |
| DARUNTER: DEL | 128 | 19 | 22 | 167 | 36 | 6 562 | 28 | 18 | 166 |
| BOM | 138 | 37 | 24 | 183 | 18 | 6 577 | 68 | 41 | 127 |
| NEPAL | 4 | 2 | 1 | 3 | 1 | 719 | 2 | 4 | 22 |
| SRI LANKA | 204 | 14 | 3 | 320 | 3 | 1 230 | 7 | - | 613 |
| DARUNTER: CMB | 204 | 14 | 3 | 320 | 3 | 1 230 | 7 | - | 613 |
| MALEDIVEN | 169 | 4 | - | 265 | - | 1 108 | - | - | 467 |
| DARUNTER: MLE | 169 | 4 | - | 265 | - | 1 108 | - | - | 467 |
| MYANMAR | 3 | - | - | 1 | 1 | 25 | 1 | - | - |
| THAILAND | 750 | 117 | 105 | 520 | 49 | 8 100 | 99 | 52 | 1 186 |
| DARUNTER: BKK | 748 | 117 | 104 | 520 | 49 | 7 958 | 96 | 52 | 1 177 |
| LAOS | - | - | - | - | - | 21 | - | - | - |
| KAMBODSCHA | - | - | - | - | - | 2 | - | - | 2 |
| VIETNAM | 68 | 5 | 6 | 17 | 1 | 337 | 1 | - | 5 |
| MALAYSIA | 134 | 15 | 29 | 75 | 15 | 1 531 | 4 | 3 | 57 |
| DARUNTER: KUL | 132 | 15 | 28 | 71 | 13 | 1 205 | 4 | 3 | 55 |
| SINGAPUR | 591 | 107 | 116 | 302 | 75 | 4 059 | 132 | 82 | 367 |
| DARUNTER: SIN | 591 | 107 | 116 | 302 | 75 | 4 059 | 132 | 82 | 367 |
| BRUNEI | - | - | - | - | - | 58 | - | - | 4 |
| INDONESIEN | 282 | 43 | 80 | 177 | 17 | 4 076 | 62 | 37 | 281 |
| DARUNTER: JKT | 184 | 30 | 57 | 84 | 10 | 2 157 | 35 | 32 | 159 |
| DPS | 92 | 13 | 21 | 81 | 7 | 1 595 | 26 | 5 | 114 |
| PHILIPPINEN | 213 | 38 | 81 | 85 | 6 | 3 568 | 18 | 19 | 112 |
| DARUNTER: MNL | 211 | 38 | 81 | 84 | 6 | 3 326 | 18 | 15 | 112 |
| HONGKONG (BRIT) | 540 | 140 | 164 | 498 | 144 | 6 297 | 188 | 188 | 470 |
| DARUNTER: HKG | 540 | 140 | 164 | 498 | 144 | 6 297 | 188 | 188 | 470 |
| TAIWAN | 102 | - | 22 | 114 | - | 1 798 | 24 | - | 74 |
| DARUNTER: TPE | 102 | - | 22 | 108 | - | 1 508 | 24 | - | 74 |
| JAPAN | 803 | 210 | 68 | 1 443 | 286 | 17 169 | 511 | 160 | 2 181 |
| DARUNTER: TYO | 703 | 180 | 65 | 1 245 | 251 | 12 774 | 476 | 148 | 2 012 |
| OSA | 96 | 26 | 3 | 170 | 35 | 3 392 | 35 | 8 | 146 |
| KOREA REP. | 236 | 53 | 78 | 358 | 73 | 4 087 | 108 | 67 | 208 |
| DARUNTER: SEL | 234 | 53 | 78 | 358 | 72 | 3 900 | 108 | 67 | 205 |
| KOREA DEM. VR | - | - | - | - | - | 29 | - | - | - |
| MONGOLEI | 3 | - | - | 4 | - | 29 | - | - | 5 |
| CHINA | 287 | 66 | 16 | 221 | 27 | 3 752 | 99 | 32 | 171 |
| DARUNTER: PEK | 287 | 65 | 16 | 219 | 27 | 3 504 | 95 | 32 | 163 |

JUNI 1991

MIT GEBIETEN AUSSERHALB DES BUNDESGBIETES

| FLUGPLATZ | | | | | | | NACH ENDZIELLAND BZW. -- FLUGPLATZ |
|----------------------|-------|-----------------------|-----------------------|------------------|------------------|----------|---------------------------------------|
| B E R L I N (TXL) | (SFX) | SAARBRUECKEN (SCN) | MUENSTER/OSN (FMO) | LEIPZIG (LEJ) | DRESDEN (DRS) | SONSTIGE | INSGESAMT |
| 18 | - | - | 4 | - | - | - | 381 |
| 21 | - | - | - | - | - | - | 176 |
| 28 | - | - | - | - | - | - | 461 |
| 5 | - | - | - | - | - | - | 136 |
| 7 | - | - | - | - | - | - | 651 |
| 8 | - | - | - | - | - | - | 341 |
| 9 | - | - | - | - | - | - | 247 |
| 63 | - | - | 2 | 1 | 1 | 2 | 1 652 |
| 35 | - | - | - | 1 | 1 | 2 | 1 213 |
| 44 | - | 1 | 5 | - | 1 | 2 | 2 443 |
| 44 | - | - | 5 | - | 1 | 2 | 1 643 |
| - | - | - | - | - | - | - | 2 |
| - | - | - | - | - | - | - | 1 |
| - | - | - | - | - | - | - | 14 |
| 238 | - | 5 | 6 | 7 | 1 | 6 | 6 994 |
| 28 | - | 2 | 3 | 4 | - | 3 | 2 015 |
| 203 | - | 2 | 3 | 1 | 1 | 3 | 3 452 |
| 14 | - | - | 3 | - | - | 2 | 585 |
| 24 | 4 | - | - | 3 | 4 | 1 | 785 |
| 11 | - | - | 1 | - | 1 | - | 625 |
| - | - | - | - | - | - | - | 275 |
| 2 | - | - | - | 1 | - | - | 492 |
| 39 | - | 3 | 2 | 3 | 1 | 1 | 2 291 |
| 39 | - | 3 | 2 | 3 | 1 | 1 | 2 206 |
| 20 | 3 | 1 | - | - | - | - | 1 178 |
| 20 | 3 | 1 | - | - | - | - | 1 154 |
| 13 621 | 558 | 262 | 378 | 181 | 119 | 134 | 343 766 |
| | | | | | | | A M E R I K A |
| 1 | 62 | 1 | 1 | - | - | 1 | 1 149 |
| 1 | 52 | 1 | 1 | - | - | 1 | 1 149 |
| 181 | 516 | 7 | 14 | 5 | 3 | 6 | 11 990 |
| 181 | 516 | 7 | 14 | 5 | 3 | 6 | 11 955 |
| 39 | 68 | - | 3 | 5 | 1 | - | 1 580 |
| 39 | 68 | - | 3 | 5 | 1 | - | 1 569 |
| 22 | 209 | 4 | 3 | 6 | - | - | 2 419 |
| 22 | 209 | 4 | 3 | 5 | - | - | 2 170 |
| - | - | - | - | - | - | - | 3 |
| 86 | 11 | 6 | 8 | 5 | 8 | 3 | 7 532 |
| 85 | 11 | 6 | 8 | 5 | 8 | 3 | 7 409 |
| - | - | - | - | - | - | - | 112 |
| 11 | - | - | - | - | - | - | 1 170 |
| 11 | - | - | - | - | - | - | 1 170 |
| - | - | - | - | - | - | - | 152 |
| 20 | 219 | 7 | 6 | 3 | 1 | 4 | 5 567 |
| 13 | 219 | - | 2 | - | - | 4 | 3 490 |
| 7 | - | 7 | 4 | 2 | - | - | 1 889 |
| 12 | 5 | - | - | - | - | - | 1 074 |
| 12 | - | - | - | - | - | - | 1 044 |
| - | - | - | 1 | - | - | - | 243 |
| 21 | 6 | - | 4 | - | - | 2 | 2 232 |
| 17 | 6 | - | 3 | - | - | 2 | 1 728 |
| 30 | 8 | 2 | 6 | - | - | - | 3 486 |
| 26 | 3 | 2 | 5 | - | - | - | 2 767 |
| 1 | - | 2 | - | - | - | 1 | 165 |
| - | - | - | - | - | - | - | 15 |
| 154 | 16 | 6 | 14 | 4 | 1 | 8 | 16 270 |
| 79 | 11 | 2 | 9 | 3 | 1 | 3 | 7 254 |
| 73 | - | 3 | 5 | 1 | - | 3 | 7 298 |
| 14 | - | - | - | - | - | - | 772 |
| 57 | - | - | - | - | - | - | 2 451 |
| 57 | - | - | - | - | - | - | 2 451 |
| 2 | - | - | 2 | - | - | - | 2 017 |
| 2 | - | - | 2 | - | - | - | 2 017 |
| - | - | - | - | - | - | - | 31 |
| 200 | 123 | - | 15 | 13 | 6 | 6 | 11 341 |
| 200 | 123 | - | 15 | 13 | 6 | 6 | 11 184 |
| - | - | - | - | - | - | - | 21 |
| - | - | - | - | - | - | - | 4 |
| 39 | 107 | - | - | - | 1 | - | 587 |
| 10 | 25 | - | - | 2 | - | - | 1 900 |
| 10 | 25 | - | - | 2 | - | - | 1 563 |
| 121 | 179 | 2 | 11 | 3 | 1 | 3 | 6 151 |
| 121 | 179 | 2 | 11 | 3 | 1 | 3 | 6 151 |
| - | - | - | - | - | - | - | 62 |
| 69 | 78 | - | 7 | 2 | - | - | 5 211 |
| 42 | 54 | - | 4 | 2 | - | - | 2 850 |
| 27 | 20 | - | 3 | - | - | - | 2 004 |
| 37 | 30 | 6 | 2 | - | - | 3 | 4 218 |
| 37 | 30 | 6 | 2 | - | - | 3 | 3 969 |
| 217 | 27 | 3 | 19 | 7 | 5 | 7 | 8 914 |
| 217 | 27 | 3 | 19 | 7 | 5 | 7 | 8 914 |
| - | - | 3 | - | - | - | - | 2 137 |
| - | - | 2 | - | - | - | - | 1 840 |
| 827 | 55 | 12 | 18 | 6 | 11 | 14 | 23 774 |
| 675 | 51 | 12 | 16 | 6 | 11 | 9 | 18 634 |
| 147 | 4 | - | - | - | - | 5 | 4 067 |
| 77 | 6 | 10 | 28 | 3 | 2 | 5 | 5 399 |
| 77 | 6 | 10 | 28 | 3 | 2 | 5 | 5 206 |
| - | 20 | - | - | - | - | - | 49 |
| 2 | 35 | - | - | - | - | - | 78 |
| 54 | 360 | 7 | 5 | 13 | 1 | 1 | 5 112 |
| 53 | 340 | 7 | 5 | 13 | - | 1 | 4 827 |

5 PERSONENVERKEHR

 5. 2 VERFLECHTUNG IM VERKEHR

 5. 2. 3 REISENDE

| NACH ENDZIELLAND BZW. --- FLUGPLATZ | VON HERKUNFTS | | | | | | | | |
|--|------------------|-------------------|-----------------|----------------------|---------------------|--------------------|--------------------|--------------------|-------------------|
| | HAMBURG (HAM) | HANNOVER (HAJ) | BREMEN (BRE) | DUESSELDORF (DUS) | KOELN/BONN (CGN) | FRANKFURT (FRA) | STUTTGART (STR) | NUERNBERG (NUE) | MUENCHEN (MUC) |
| REISENDE | | | | | | | | | |
| INSGESAMT | | | | | | | | | |
| A S I E N | 6 199 | 1 208 | 1 197 | 5 987 | 1 676 | 101 560 | 1 855 | 916 | 9 894 |
| AUSTRALIEN | 325 | 111 | 42 | 151 | 36 | 5 336 | 74 | 37 | 213 |
| DARUNTER: SYD | 179 | 70 | 30 | 94 | 19 | 2 835 | 32 | 15 | 124 |
| MEB | 102 | 23 | 7 | 33 | 10 | 1 568 | 30 | 22 | 68 |
| NEUSEELAND | 14 | 1 | 5 | 2 | 3 | 710 | 1 | 2 | 6 |
| OZEANIEN (USA) | - | - | - | - | - | 14 | - | - | 1 |
| FIDSCHI | - | - | - | - | - | 20 | - | - | - |
| SAMOA | - | - | - | - | - | 1 | - | - | - |
| UEB. OZEANIEN | 3 | 1 | - | - | - | - | - | - | - |
| POLYNES (FR) | 3 | 2 | - | 3 | - | 2 | - | - | 6 |
| PAPUA-NEUGUI | - | - | - | - | - | 25 | 1 | - | - |
| AUSTRALIEN/OZEANIEN... | 345 | 115 | 47 | 156 | 39 | 6 108 | 76 | 39 | 226 |
| I N S G E S A M T .. | 183 414 | 84 836 | 24 501 | 395 126 | 70 739 | 862 640 | 141 272 | 43 570 | 304 504 |

JUNI 1991

MIT GEBIETEN AUSSERHALB DES BUNDESGBIETES

| FLUGPLATZ | | | | | | | | NACH ENDZIELLAND BZW.-- FLUGPLATZ |
|----------------------|--------|-----------------------|-----------------------|------------------|------------------|----------|-----------|--------------------------------------|
| B E R L I N (TXL) | (SFX) | SAARBRUECKEN (SCN) | MUENSTER/OSN (FMO) | LEIPZIG (LEJ) | DRESDEN (DRS) | SONSTIGE | INSGESAMT | |
| 2 304 | 2 165 | 78 | 167 | 77 | 42 | 63 | 135 388 | REISENDE INSGESAMT |
| | | | | | | | | A S I E N |
| 74 | 45 | 11 | 10 | 2 | - | 7 | 6 474 | AUSTRALIEN |
| 46 | 19 | 6 | 6 | 1 | - | 7 | 3 483 | DARUNTER:SYD |
| 26 | 10 | 2 | 4 | 1 | - | - | 1 906 | MEB |
| 5 | 5 | - | - | - | - | - | 754 | NEUSEELAND |
| - | - | - | - | - | - | - | 15 | OZEANIEN(USA) |
| - | - | - | - | - | - | - | 20 | FIDSCHI |
| - | - | - | - | - | - | - | 1 | SAMOA |
| 2 | - | - | - | - | - | - | 6 | UEB.OZEANIEN |
| 2 | - | - | - | - | - | - | 18 | POLYNES (FR) |
| - | - | - | - | - | - | - | 26 | PAPUA-NEUGUI |
| 83 | 50 | 11 | 10 | 2 | - | 7 | 7 314 | AUSTRALIEN/OZEANIEN |
| 118 334 | 33 068 | 10 547 | 6 280 | 7 564 | 3 766 | 1 221 | 2 291 382 | I N S G E S A M T |

5 PERSONENVERKEHR
 5. 2 VERFLECHTUNG IM VERKEHR
 5. 2. 3 REISENDE

| NACH ENDZIELLAND BZW. --- FLUGPLATZ | VON HERKUNFTS | | | | | | | | | |
|---|------------------|-------------------|-----------------|----------------------|---------------------|--------------------|--------------------|--------------------|-------------------|--------|
| | HAMBURG (HAM) | HANNOVER (HAJ) | BREMEN (BRE) | DUESSELDORF (DUS) | KOELN/BONN (CGN) | FRANKFURT (FRA) | STUTTGART (STR) | NUERNBERG (NUE) | MUENCHEN (MUC) | |
| REISENDE IM PAUSCHALFLUGREISEVERKEHR | | | | | | | | | | |
| FINNLAND | - | - | - | 122 | - | - | - | - | - | - |
| SCHWEDEN | - | - | - | - | - | - | - | - | - | 106 |
| NORWEGEN | 379 | 262 | - | - | - | 221 | - | - | - | - |
| DARUNTER: *NO | 379 | 262 | - | - | - | 467 | - | - | - | - |
| DAENEMARK | - | - | - | - | - | 467 | - | - | - | - |
| GR BRITANNIEN | 926 | 717 | - | 495 | 88 | 954 | 1 221 | - | - | 37 |
| DARUNTER: LON | 926 | 717 | - | 495 | 88 | 853 | 1 221 | - | - | 6 056 |
| IRLAND | - | 122 | - | 1 209 | - | 792 | 859 | - | - | 4 617 |
| DARUNTER: SNN | - | 122 | - | 1 209 | - | 756 | 593 | - | - | 624 |
| ISLAND | 62 | - | - | - | 348 | - | - | - | - | 624 |
| NIEDERLANDE | - | - | - | - | - | - | - | - | - | - |
| BELGIEN | - | - | - | - | - | 134 | - | 32 | - | 133 |
| FRANKREICH | 249 | - | - | 1 280 | 623 | 1 179 | 34 | 886 | - | 1 322 |
| DARUNTER: CLY | - | - | - | 760 | - | 499 | 34 | - | - | - |
| BIA | 249 | - | - | 296 | - | - | - | - | - | 357 |
| *FR | - | - | - | 60 | 623 | 428 | - | 886 | - | 916 |
| SPANIEN | 36 512 | 26 718 | 6 597 | 128 575 | 21 714 | 56 819 | 34 204 | 10 926 | - | 38 904 |
| DARUNTER: GRO | - | - | - | 641 | - | 505 | - | - | - | 263 |
| ALC | 519 | 383 | - | 3 855 | - | 488 | - | - | - | 949 |
| LEI | 482 | 459 | - | 1 882 | - | 1 106 | 269 | - | - | 906 |
| AGP | 2 015 | 597 | - | 5 819 | - | 1 142 | 636 | - | - | 2 074 |
| SVQ | 234 | 226 | - | 506 | - | 539 | - | - | - | 178 |
| PMI | 10 188 | 13 573 | 4 898 | 65 730 | 12 576 | 25 051 | 16 522 | 5 381 | - | 12 369 |
| IBZ | 3 018 | 2 191 | 657 | 13 439 | 1 980 | 5 823 | 3 213 | 1 558 | - | 5 193 |
| MAH | 1 008 | 1 067 | - | 2 968 | - | 404 | 2 231 | 2 134 | - | 5 25 |
| LPA | 4 501 | 3 016 | 577 | 11 398 | 2 542 | 6 653 | 3 829 | 1 770 | - | 5 047 |
| TCI | 2 178 | 1 511 | 465 | 5 705 | 1 032 | 3 725 | 2 523 | 727 | - | 3 417 |
| FUE | 2 653 | 1 816 | - | 8 923 | 2 157 | 5 007 | 2 105 | 589 | - | 3 302 |
| ACE | 1 716 | 1 879 | - | 6 481 | 1 023 | 4 060 | 2 251 | 376 | - | 2 955 |
| *E3 | - | - | - | 979 | - | 489 | 241 | - | - | 864 |
| PORTUGAL | 2 707 | 1 901 | - | 10 563 | 1 237 | 6 709 | 2 979 | 423 | - | 5 091 |
| DARUNTER: LIS | - | - | - | 1 145 | - | 417 | - | - | - | - |
| OPO | 101 | - | - | 631 | 199 | - | 113 | - | - | - |
| FAO | 2 499 | 1 859 | - | 7 950 | 1 038 | 5 030 | 2 866 | 423 | - | 4 481 |
| FNC | 107 | 42 | - | 837 | - | 1 262 | - | - | - | 610 |
| MALTA | 1 037 | - | - | 2 246 | 167 | 1 176 | 1 174 | 403 | - | 1 534 |
| DARUNTER: MLA | 1 037 | - | - | 2 246 | 167 | 1 176 | 1 174 | 403 | - | 1 534 |
| SCHWEIZ | - | - | - | - | - | - | - | 28 | - | 696 |
| OESTERREICH | - | - | - | - | - | - | - | - | - | - |
| ITALIEN | 1 692 | 1 371 | - | 5 216 | 871 | 2 915 | 1 997 | 500 | - | 3 799 |
| DARUNTER: NAP | 1 013 | 799 | - | 2 436 | 568 | 1 541 | 1 089 | 500 | - | 1 384 |
| CTA | 645 | - | - | 1 692 | - | 701 | 627 | - | - | 1 485 |
| GRIECHENLAND | 12 992 | 6 180 | 668 | 43 347 | 2 506 | 19 674 | 12 787 | 5 063 | - | 42 059 |
| DARUNTER: ATH | 1 563 | - | - | 2 938 | - | 1 649 | 851 | 348 | - | 5 146 |
| SKG | 1 434 | 593 | - | 4 000 | - | 1 540 | 1 072 | 664 | - | 3 233 |
| CFU | 1 566 | 1 393 | - | 5 252 | - | 2 332 | 1 329 | 960 | - | 5 237 |
| JSI | 30 | 434 | - | 399 | - | 342 | 286 | - | - | 924 |
| ZTH | - | - | - | 1 137 | - | 254 | - | - | - | 520 |
| JMK | - | - | - | 1 011 | - | 209 | - | - | - | 1 514 |
| SMI | 978 | 48 | - | 1 925 | - | 441 | 360 | - | - | 1 782 |
| JTR | - | - | - | 649 | - | 223 | 38 | - | - | 2 123 |
| KGS | 1 121 | 598 | - | 3 529 | 370 | 1 484 | 1 217 | - | - | 3 216 |
| RHO | 1 782 | 956 | - | 8 221 | 930 | 2 857 | 1 972 | 767 | - | 5 376 |
| CHQ | 413 | 67 | - | 1 238 | 1 105 | 912 | 1 051 | - | - | 596 |
| HER | 4 105 | 2 019 | 668 | 10 169 | 1 101 | 6 422 | 4 540 | 2 324 | - | 8 549 |
| KVA | - | - | - | 890 | - | 127 | - | - | - | 315 |
| MJT | - | - | - | 665 | - | 152 | - | - | - | 850 |
| *GR | - | 72 | - | 1 324 | - | 730 | 71 | - | - | 2 678 |
| TUERKEI | 9 195 | 6 926 | 660 | 20 888 | 2 051 | 14 602 | 6 493 | 2 631 | - | 11 140 |
| DARUNTER: ANK | 801 | 276 | - | 691 | 52 | 982 | - | - | - | 39 |
| IST | 1 591 | 2 501 | 272 | 3 369 | 317 | 2 881 | 941 | 441 | - | 892 |
| IZM | 2 124 | 1 057 | - | 3 735 | - | 904 | 259 | 148 | - | 1 367 |
| DLM | 647 | 658 | - | 3 156 | 427 | 2 627 | 1 442 | 380 | - | 2 672 |
| AYT | 3 853 | 2 271 | 388 | 9 618 | 1 255 | 7 130 | 3 851 | 1 662 | - | 6 170 |
| ZYPERN | 233 | - | - | 1 184 | - | 217 | 10 | - | - | 810 |
| DARUNTER: LCA | 79 | - | - | 971 | - | 91 | 5 | - | - | 391 |
| JUGOSLAWIEN | 501 | 317 | - | 2 421 | 90 | 976 | 319 | - | - | 501 |
| DARUNTER: DBV | 116 | 94 | - | 408 | - | 239 | 87 | - | - | 149 |
| UNGARN | - | - | - | 55 | - | 114 | - | - | - | - |
| TSCHECHOSLOW | - | - | - | 278 | - | 267 | - | - | - | - |
| RUMAENIEN | - | - | - | 317 | - | 314 | - | - | - | 83 |
| BULGARIEN | 605 | 942 | - | 1 680 | 310 | 1 423 | 683 | 318 | - | 270 |
| DARUNTER: VAR | 361 | 542 | - | 839 | 201 | 795 | 526 | 149 | - | 177 |
| BOJ | 244 | 400 | - | 841 | 109 | 560 | 157 | 169 | - | 93 |
| POLEN | - | - | - | 122 | - | - | - | - | - | - |
| SOWJETUNION | 949 | 514 | - | 70 | - | 877 | - | - | - | 160 |
| DARUNTER: *SU | - | 514 | - | - | - | 664 | - | - | - | 160 |
| E U R O P A | 68 039 | 45 970 | 7 925 | 220 068 | 30 005 | 109 830 | 62 760 | 21 210 | 113 325 | |
| DARUNTER: EG-LAENDER | 55 078 | 37 009 | 7 265 | 190 685 | 27 039 | 89 176 | 54 081 | 17 830 | 98 025 | |
| AEGYPTEN | - | - | - | - | - | 475 | 211 | - | - | 2 558 |
| DARUNTER: LXR | - | - | - | - | - | 107 | - | - | - | 1 487 |
| TUNESIEN | 1 948 | 1 577 | 206 | 4 740 | 559 | 4 421 | 3 409 | 1 082 | - | 3 691 |
| DARUNTER: DJE | 195 | 203 | - | 1 095 | - | 909 | 632 | 240 | - | 995 |
| MIR | 1 620 | 1 270 | 206 | 3 511 | 559 | 3 267 | 2 592 | 842 | - | 2 696 |
| ALGERIEN | - | - | - | 38 | - | - | - | - | - | - |
| MAROKKO | 314 | 242 | - | 1 296 | - | 882 | 41 | - | - | 1 065 |
| DARUNTER: AGA | 307 | 242 | - | 1 288 | - | 699 | 26 | - | - | 1 017 |
| KAP VERDE | - | - | - | - | - | 73 | - | - | - | - |
| SENEGAL | - | - | - | - | - | 347 | - | - | - | - |
| GAMBIA | - | - | - | - | - | 314 | 40 | - | - | - |
| KENIA | - | - | - | 349 | - | 2 896 | - | - | - | 2 678 |
| DARUNTER: MBA | - | - | - | 349 | - | 2 896 | - | - | - | 2 678 |

JUNI 1991
 MIT GEBIETEN AUSSERHALB DES BUNDESGBIETES

| FLUGPLATZ | | | | | | | | NACH ENDZIELLAND BZW. -- FLUGPLATZ | |
|----------------------|-------|----------------------|-----------------------|------------------|------------------|----------|-----------|---|--|
| B E R L I N (TXL) | (SFX) | SAARBUECKEN (SCN) | MUENSTER/OSN (FMO) | LEIPZIG (LEJ) | DRESDEN (DRS) | SONSTIGE | INSGESAMT | REISENDE IM PAUSCHALFLUGREISEVERKEHR | |
| - | - | - | - | - | - | - | 122 | FINNLAND | |
| - | - | - | - | - | - | - | 327 | SCHWEDEN | |
| - | - | - | - | - | - | - | 1 108 | NORWEGEN | |
| - | - | - | - | - | - | - | 1 108 | DARUNTER: *NO | |
| 149 | - | - | - | - | - | - | 186 | DAENEMARK | |
| 1 070 | - | - | - | 29 | - | - | 11 556 | GR BRITANNIEN | |
| 1 070 | - | - | - | 29 | - | - | 10 016 | DARUNTER: LON | |
| 419 | - | - | - | - | - | - | 4 025 | IRLAND | |
| 419 | - | - | - | - | - | - | 3 723 | DARUNTER: SNN | |
| - | - | - | - | - | - | - | 410 | ISLAND | |
| - | - | - | - | - | - | - | 165 | NIEDERLANDE | |
| - | - | - | - | - | - | - | 134 | BELGIEN | |
| 696 | - | - | - | - | - | - | 6 269 | FRANKREICH | |
| 145 | - | - | - | - | - | - | 1 438 | DARUNTER: CLY | |
| 491 | - | - | - | - | - | - | 1 393 | BIA | |
| 24 | - | - | - | - | - | - | 2 937 | *FR | |
| 19 094 | 934 | 6 998 | 3 011 | 2 420 | 939 | 344 | 394 709 | SPANIEN | |
| 447 | - | - | - | - | - | - | 1 856 | DARUNTER: GRO | |
| 553 | - | - | - | - | - | - | 6 747 | ALC | |
| 126 | - | - | - | - | - | - | 5 230 | LEI | |
| 740 | - | - | - | - | - | - | 13 023 | AGP | |
| 174 | - | - | - | - | - | - | 1 857 | SVQ | |
| 9 415 | 789 | 5 262 | 2 974 | 2 136 | 723 | 344 | 195 931 | PMI | |
| 1 692 | - | 852 | 37 | 284 | 216 | - | 40 153 | IBZ | |
| 750 | - | 236 | - | - | - | - | 12 710 | MAH | |
| 1 394 | 145 | 226 | - | - | - | - | 41 098 | LFA | |
| 1 401 | - | 260 | - | - | - | - | 22 944 | TCI | |
| 1 676 | - | 162 | - | - | - | - | 28 390 | FUE | |
| 634 | - | - | - | - | - | - | 21 375 | ACE | |
| 86 | - | - | - | - | - | - | 2 659 | *E3 | |
| 1 664 | 605 | 148 | - | - | - | - | 34 027 | PORTUGAL | |
| - | - | 148 | - | - | - | - | 1 710 | DARUNTER: LIS | |
| - | - | - | - | - | - | - | 1 044 | OPO | |
| 1 664 | 605 | - | - | - | - | - | 28 415 | FAO | |
| - | - | - | - | - | - | - | 2 858 | PNC | |
| - | 504 | - | - | - | - | - | 8 241 | MALTA | |
| - | 504 | - | - | - | - | - | 8 241 | DARUNTER: MLA | |
| - | 144 | - | - | - | - | - | 868 | SCHWEIZ | |
| 462 | - | - | - | - | - | - | 462 | OESTERREICH | |
| 1 179 | - | - | - | - | 100 | - | 19 640 | ITALIEN | |
| 927 | - | - | - | - | - | - | 10 257 | DARUNTER: NAP | |
| - | - | - | - | - | - | - | 5 150 | CTA | |
| 7 301 | 516 | 1 108 | 514 | 1 052 | 272 | 450 | 156 489 | GRIECHENLAND | |
| 476 | 516 | - | - | 315 | - | - | 13 802 | DARUNTER: ATH | |
| 847 | - | - | - | - | - | 253 | 13 636 | SKG | |
| 1 353 | - | - | - | - | 15 | 44 | 19 481 | CFU | |
| - | - | - | - | - | - | - | 2 415 | JSI | |
| - | - | - | - | - | - | - | 1 911 | ZTH | |
| - | - | - | - | - | - | - | 2 734 | JMK | |
| - | - | - | - | - | - | - | 5 534 | SMI | |
| - | - | - | - | - | - | - | 3 033 | JTR | |
| 752 | - | - | - | - | - | - | 12 287 | KGS | |
| 842 | - | - | - | 329 | - | 153 | 24 185 | RHO | |
| 406 | - | - | - | - | - | - | 4 788 | CHQ | |
| 1 819 | - | 1 108 | 514 | 408 | 257 | - | 44 003 | HER | |
| 186 | - | - | - | - | - | - | 1 518 | KVA | |
| 167 | - | - | - | - | - | - | 1 834 | MJT | |
| 453 | - | - | - | - | - | - | 5 328 | *GR | |
| 8 014 | 2 372 | 877 | 104 | - | - | - | 85 953 | TUERKEI | |
| 678 | 151 | - | - | - | - | - | 3 670 | DARUNTER: ANK | |
| 3 203 | 1 229 | - | - | - | - | - | 17 637 | IST | |
| 1 393 | 351 | - | - | - | - | - | 11 338 | IZM | |
| 800 | 417 | 274 | - | - | - | - | 13 500 | DLM | |
| 1 940 | 224 | 603 | 104 | - | - | - | 39 069 | AYT | |
| - | - | - | - | - | - | - | 2 454 | ZYPERN | |
| - | 206 | - | - | - | - | - | 1 537 | DARUNTER: LCA | |
| - | 152 | - | - | - | - | - | 5 331 | JUGOSLAWIEN | |
| - | - | - | - | - | - | - | 1 245 | DARUNTER: DBV | |
| - | - | - | - | - | - | - | 169 | UNGARN | |
| - | 336 | - | - | - | - | - | 545 | TSCHECHOSLOW | |
| - | 2 087 | - | - | 1 036 | 208 | - | 9 562 | RUMAENIEN | |
| - | 1 216 | - | - | 188 | 208 | - | 5 202 | BULGARIEN | |
| - | 871 | - | - | 848 | - | - | 4 292 | DARUNTER: VAR | |
| - | 504 | - | - | - | - | - | 626 | BOJ | |
| - | - | - | - | - | - | - | 2 570 | POLEN | |
| - | - | - | - | - | - | - | 1 338 | SOWJETUNION | |
| - | - | - | - | - | - | - | - | DARUNTER: *SU | |
| 40 048 | 8 208 | 9 131 | 3 629 | 4 537 | 1 519 | 794 | 746 998 | E U R O P A | |
| 31 572 | 2 055 | 8 254 | 3 525 | 3 501 | 1 311 | 794 | 627 200 | DARUNTER: EG-LAENDER | |
| - | - | - | - | - | - | - | 3 244 | AEGYPTEN | |
| - | - | - | - | - | - | - | 1 594 | DARUNTER: LXR | |
| 2 252 | 1 138 | 345 | 48 | 549 | 381 | - | 26 346 | TUNESIEN | |
| 407 | - | - | - | - | - | - | 4 676 | DARUNTER: DJE | |
| 1 845 | 1 138 | 345 | 48 | 549 | 381 | - | 20 869 | MIR | |
| - | - | - | - | - | - | - | 38 | ALGERIEN | |
| 543 | - | - | - | - | - | - | 4 383 | MAROKKO | |
| 543 | - | - | - | - | - | - | 4 122 | DARUNTER: AGA | |
| - | - | - | - | - | - | - | 73 | KAP VERDE | |
| - | - | - | - | - | - | - | 347 | SENEGAL | |
| - | - | - | - | - | - | - | 354 | GAMBIA | |
| - | - | - | - | - | - | - | 5 923 | KENIA | |
| - | - | - | - | - | - | - | 5 923 | DARUNTER: MBA | |

5 PERSONENVERKEHR

 5. 2 VERFLECHTUNG IM VERKEHR

 5. 2. 3 REISENDE

| NACH ENDZIELLAND BZW. --- FLUGPLATZ | VON HERKUNFTS | | | | | | | | |
|---|------------------|-------------------|-----------------|----------------------|---------------------|--------------------|--------------------|--------------------|-------------------|
| | HAMBURG (HAM) | HANNOVER (HAJ) | BREMEN (BRE) | DUESSELDORF (DUS) | KOELN/BONN (CGN) | FRANKFURT (FRA) | STUTTGART (STR) | NUERNBERG (NUE) | MUENCHEN (MUC) |
| REISENDE IM PAUSCHALFLUGREISEVERKEHR | | | | | | | | | |
| A F R I K A | 2 262 | 1 819 | 206 | 6 423 | 559 | 9 408 | 3 701 | 1 082 | 9 992 |
| MEXIKO | - | - | - | - | - | 583 | - | - | - |
| KUBA | - | - | - | - | 925 | 998 | - | - | - |
| DARUNTER: HAV | - | - | - | - | 503 | 795 | - | - | - |
| BAHAMAS | - | - | - | - | - | 184 | - | - | - |
| DOMINIK. REP. | 570 | 214 | - | 1 339 | - | 2 796 | - | - | 794 |
| DARUNTER: POP | 324 | - | - | 1 048 | - | 1 389 | - | - | 287 |
| *DO | 246 | 214 | - | 291 | - | 943 | - | - | 215 |
| VENEZUELA | - | - | - | 529 | - | 143 | - | - | 21 |
| BRASILIEN | - | - | - | - | - | - | - | - | 771 |
| CHILE | - | - | - | - | - | - | - | - | - |
| A M E R I K A | 570 | 214 | - | 1 868 | 925 | 4 704 | - | - | 1 586 |
| ISRAEL | 105 | - | - | - | 220 | 550 | 190 | - | 638 |
| DARUNTER: TLV | 105 | - | - | - | 220 | 550 | 190 | - | 638 |
| SAUDI-ARAB. | 268 | - | - | - | - | - | - | - | - |
| JEMEN | - | - | - | 130 | - | - | - | - | - |
| V.A. EMIRATE | - | - | - | - | - | - | - | - | 18 |
| SRI LANKA | - | - | - | 65 | - | 589 | - | - | 200 |
| MALEDIVEN | - | - | - | - | - | 1 073 | - | - | - |
| DARUNTER: MLE | - | - | - | - | - | 1 073 | - | - | - |
| THAILAND | - | - | - | - | - | 328 | - | - | - |
| A S I E N | 373 | - | - | 195 | 220 | 2 540 | 190 | - | 856 |
| I N S G E S A M T .. | 71 244 | 48 003 | 8 131 | 228 554 | 31 709 | 126 482 | 66 651 | 22 292 | 125 759 |

JUNI 1991

MIT GEBIETEN AUSSERHALB DES BUNDESGBIETES

| FLUGPLATZ | | | | | | | NACH ENDZIELLAND BZW. -- FLUGPLATZ |
|----------------------|-------|-----------------------|-----------------------|------------------|------------------|----------|---------------------------------------|
| B E R L I N (TXL) | (SFX) | SAARBRUECKEN (SCN) | MUENSTER/OSN (FMO) | LEIPZIG (LEJ) | DRESDEN (DRS) | SONSTIGE | INSGESAMT |
| 2 795 | 1 138 | 345 | 48 | 549 | 381 | - | 40 708 |
| - | - | - | - | - | - | - | 583 |
| - | 534 | - | - | - | - | - | 2 457 |
| - | 527 | - | - | - | - | - | 1 825 |
| - | - | - | - | - | - | - | 184 |
| - | - | - | - | - | - | - | 5 713 |
| - | - | - | - | - | - | - | 3 048 |
| - | - | - | - | - | - | - | 1 909 |
| - | - | - | - | - | - | - | 693 |
| - | - | - | - | - | - | - | 771 |
| - | 1 | - | - | - | - | - | 1 |
| - | 535 | - | - | - | - | - | 10 402 |
| - | - | - | - | - | - | - | 1 703 |
| - | - | - | - | - | - | - | 1 703 |
| - | - | - | - | - | - | - | 268 |
| - | - | - | - | - | - | - | 130 |
| - | - | - | - | - | - | - | 18 |
| - | - | - | - | - | - | - | 854 |
| - | - | - | - | - | - | - | 1 073 |
| - | - | - | - | - | - | - | 1 073 |
| - | - | - | - | - | - | - | 328 |
| - | - | - | - | - | - | - | 4 374 |
| 42 843 | 9 881 | 9 476 | 3 677 | 5 086 | 1 900 | 794 | 802 482 |

REISENDE IM
PAUSCHALFLUGREISEVERKEHR

A F R I K A

MEXIKO
KUBA
DARUNTER: HAV
BAHAMAS
DOMINIK. REP
DARUNTER: POP
*DO
VENEZUELA
BRASILLEN
CHILE

A M E R I K A

ISRAEL
DARUNTER: TLV
SAUDI-ARAB.
JEMEN
V. A. EMIRATE
SRI LANKA
MALEDIVEN
DARUNTER: MLE
THAILAND

A S I E N

I N S G E S A M T

6 GÜETERVERKEHR

 6. 2 VERFLECHTUNG IM VERKEHR
 6. 2. 1 EINLADUNG

| NACH STRECKENZIELLAND | | VON STRECKEN | | | | | | | | |
|-----------------------|------------------|-------------------|-----------------|----------------------|---------------------|--------------------|--------------------|--------------------|-------------------|--|
| BZW. ----- FLUGPLATZ | HAMBURG (HAM) | HANNOVER (HAJ) | BREMEN (BRE) | DUESSELDORF (DUS) | KOELN/BONN (CGN) | FRANKFURT (FRA) | STUTTGART (STR) | NUERNBERG (NUE) | MUENCHEN (MUC) | |
| EINLADUNG | | | | | | | | | | |
| ----- | | | | | | | | | | |
| INSGESAMT | | | | | | | | | | |
| ----- | | | | | | | | | | |
| FINNLAND | 42 | - | - | 72 | 8 | 343 | 13 | - | 7 | |
| DARUNTER:HEL | 42 | - | - | 72 | 8 | 343 | 10 | - | 7 | |
| SCHWEDEN | 31 | - | - | 43 | 389 | 556 | 0 | - | 8 | |
| DARUNTER:STO | 30 | - | - | 25 | 100 | 354 | 0 | - | 8 | |
| GOT | 0 | - | - | 18 | 245 | 202 | 0 | - | - | |
| *SE | - | - | - | - | 40 | - | 0 | - | - | |
| NORWEGEN | 42 | - | - | 11 | 2 | 182 | - | - | 4 | |
| DARUNTER:OSL | 38 | - | - | 11 | 1 | 182 | - | - | 4 | |
| DAENEMARK | 17 | 3 | - | 53 | 334 | 362 | 48 | - | 29 | |
| DARUNTER:CPH | 17 | 3 | - | 53 | 166 | 362 | 48 | - | 29 | |
| BLL | - | - | - | - | 163 | - | - | - | - | |
| GR BRITANNIEN | 112 | 14 | 9 | 213 | 1 235 | 2 062 | 63 | 20 | 143 | |
| DARUNTER:LON | 105 | 14 | 9 | 64 | 611 | 1 748 | 56 | 20 | 109 | |
| BHX | 5 | 0 | - | 17 | 192 | 35 | 7 | - | 5 | |
| MAN | 2 | - | - | 31 | - | 265 | - | - | 7 | |
| LPL | - | - | - | 27 | 172 | - | - | 0 | - | |
| PIK | - | - | - | - | - | 10 | - | - | - | |
| *GB | - | - | - | 70 | 261 | 1 | 0 | - | 21 | |
| IRLAND | - | - | - | 22 | 26 | 261 | - | - | 1 | |
| DARUNTER:DUB | - | - | - | 22 | 26 | 260 | - | - | 1 | |
| ISLAND | 0 | - | - | - | - | 9 | - | - | - | |
| DARUNTER:REK | 0 | - | - | - | - | 9 | - | - | - | |
| NIEDERLANDE | 36 | 2 | 3 | 1 | - | 149 | 27 | 5 | 51 | |
| DARUNTER:AMS | 36 | 2 | 3 | 1 | - | 149 | 11 | 5 | 51 | |
| MST | - | - | - | - | - | - | 16 | - | - | |
| BELGIEN | 64 | 0 | - | 0 | - | 1 067 | 45 | 94 | 68 | |
| DARUNTER:BRU | 64 | 0 | - | 0 | - | 1 067 | 45 | 94 | 68 | |
| LUXEMBURG | 0 | - | - | - | - | 12 | - | - | 0 | |
| DARUNTER:LUX | 0 | - | - | - | - | 12 | - | - | 0 | |
| FRANKREICH | 35 | 0 | 0 | 32 | 318 | 458 | 19 | 0 | 74 | |
| DARUNTER:PAR | 35 | 0 | 0 | 31 | 317 | 382 | 19 | 0 | 71 | |
| LYS | - | - | - | 0 | - | 33 | - | - | 0 | |
| NCE | 0 | - | - | 0 | - | 41 | 0 | - | 2 | |
| SPANIEN | 105 | 1 | - | 66 | 470 | 1 348 | 37 | 4 | 104 | |
| DARUNTER:MAD | 73 | - | - | 36 | - | 443 | 19 | - | 63 | |
| BCN | 5 | 1 | - | 25 | 43 | 715 | 7 | - | 39 | |
| VLC | - | - | - | 2 | 232 | 43 | 0 | 4 | - | |
| AGP | 2 | - | - | 2 | - | 11 | 0 | - | - | |
| BIO | - | - | - | - | - | 25 | - | - | - | |
| *E1 | - | - | - | - | 193 | 0 | - | - | - | |
| PMI | 20 | - | - | 1 | 2 | 33 | 0 | - | - | |
| LPA | 4 | - | - | 0 | - | 53 | 8 | - | 2 | |
| TCI | 0 | 0 | - | 0 | - | 16 | 2 | - | - | |
| PORTUGAL | 8 | - | - | 18 | - | 399 | 2 | - | 12 | |
| DARUNTER:LIS | 7 | - | - | 18 | - | 252 | 2 | - | 12 | |
| OPO | - | - | - | - | - | 141 | - | - | - | |
| MALTA | 2 | - | - | 3 | - | 108 | - | - | 33 | |
| DARUNTER:MLA | 2 | - | - | 3 | - | 108 | - | - | 33 | |
| SCHWEIZ | 62 | 2 | 0 | 62 | 210 | 477 | 25 | 0 | 67 | |
| DARUNTER:ZRH | 62 | 2 | 0 | 57 | 14 | 401 | 25 | 0 | 62 | |
| GVA | 0 | - | - | 4 | 2 | 75 | - | - | 3 | |
| BSL | 0 | - | - | 1 | 194 | 1 | 0 | - | 1 | |
| OESTERREICH | 20 | 0 | - | 85 | 174 | 718 | 11 | 0 | 47 | |
| DARUNTER:VIE | 20 | 0 | - | 79 | 39 | 611 | 11 | 0 | 47 | |
| LNZ | - | - | - | 6 | 135 | 39 | 0 | - | - | |
| SZG | - | - | - | - | - | 26 | - | - | - | |
| GRZ | - | - | - | - | - | 35 | - | - | - | |
| ITALIEN | 15 | 0 | - | 77 | 279 | 1 229 | 3 | 8 | 95 | |
| DARUNTER:ROM | - | - | - | 5 | - | 445 | 0 | - | 74 | |
| NEL | 15 | 0 | - | 72 | 0 | 464 | 2 | 0 | 7 | |
| VCE | - | - | - | - | - | 85 | 0 | - | 5 | |
| TRN | - | - | - | - | - | 82 | 0 | - | 1 | |
| GOA | - | - | - | - | 236 | 38 | - | - | - | |
| BLQ | - | - | - | - | - | 27 | - | - | 0 | |
| PSA | - | - | - | - | - | 36 | - | - | - | |
| NAP | - | - | - | - | - | 26 | - | - | - | |
| CTA | - | - | - | - | - | 13 | - | - | 0 | |
| *IT | - | - | - | - | 43 | - | - | 8 | 0 | |
| GRIECHENLAND | 5 | - | - | 36 | - | 762 | 69 | - | 36 | |
| DARUNTER:ATH | 5 | - | - | 32 | - | 719 | 64 | - | 31 | |
| SKG | - | - | - | 3 | - | 38 | 5 | - | 5 | |
| TUERKEI | 9 | 0 | - | 14 | 21 | 629 | 7 | - | 35 | |
| DARUNTER:ANK | 0 | - | - | 0 | 3 | 167 | - | - | 0 | |
| IST | 9 | - | - | 13 | 17 | 443 | 7 | - | 31 | |
| IZM | - | 0 | - | 0 | 0 | 18 | - | - | 2 | |
| ZYPERN | - | - | - | - | - | 45 | - | - | 2 | |
| DARUNTER:LCA | - | - | - | - | - | 45 | - | - | 2 | |
| JUGOSLAWIEN | 0 | - | - | 4 | - | 154 | 0 | - | 11 | |
| DARUNTER:BEG | 0 | - | - | 3 | - | 93 | 0 | - | 10 | |
| ZAG | 0 | - | - | 0 | - | 47 | 0 | - | 0 | |
| LJU | - | - | - | - | - | 10 | 0 | - | 0 | |
| UNGARN | 5 | - | - | 10 | 0 | 148 | 0 | - | 27 | |
| DARUNTER:BUD | 5 | - | - | 10 | 0 | 148 | 0 | - | 27 | |
| TSCHESCHOSLOW | 0 | - | - | - | 0 | 146 | - | 0 | 2 | |
| DARUNTER:PRG | 0 | - | - | - | 0 | 146 | - | 0 | 2 | |
| RUMAENIEN | - | - | - | - | - | 46 | - | - | 8 | |
| DARUNTER:BUH | - | - | - | - | - | 45 | - | - | 8 | |
| BULGARIEN | - | - | - | - | - | 42 | - | - | 4 | |
| DARUNTER:SOF | - | - | - | - | - | 42 | - | - | 4 | |
| POLEN | 10 | - | - | 49 | 0 | 244 | - | - | - | |
| DARUNTER:WAW | 8 | - | - | 49 | 0 | 241 | - | - | - | |
| SOWJETUNION | 23 | 5 | - | 12 | 241 | 268 | 1 | - | 9 | |
| DARUNTER:MOW | 21 | 5 | - | 12 | 156 | 249 | 1 | - | 9 | |
| LED | 1 | - | - | 0 | - | 13 | - | - | - | |
| *SU | - | - | - | - | 85 | 6 | - | - | - | |

JUNI 1991

 MIT GEBIETEN AUSSERHALB DES BUNDESGBIETES
 IN TONNEN

| HERKUNFTSFLUGPLATZ | | | | | | | NACH STRECKENZIELLAND BZW. ----- FLUGPLATZ | |
|----------------------|-------|-----------------------|-----------------------|------------------|------------------|----------|---|---------------|
| B E R L I N (TXL) | (SXF) | SAARBRUECKEN (SCN) | MUENSTER/OSN (FMO) | LEIPZIG (LEJ) | DRESDEN (DRS) | SONSTIGE | INSGESAMT | |
| | | | | | | | | EINLADUNG |
| | | | | | | | | INSGESAMT |
| 0 | - | - | - | - | - | - | 486 | FINNLAND |
| 0 | - | - | - | - | - | - | 482 | DARUNTER: HEL |
| 0 | - | - | 0 | - | - | - | 1 029 | SCHWEDEN |
| 0 | - | - | - | - | - | - | 519 | DARUNTER: STO |
| - | - | - | - | - | - | - | 466 | GOT |
| - | - | - | 0 | - | - | - | 40 | *SE |
| - | - | - | - | - | - | - | 242 | NORWEGEN |
| 0 | - | - | - | - | - | - | 237 | DARUNTER: OSL |
| 0 | - | - | - | - | - | - | 847 | DAENEMARK |
| - | - | - | - | - | - | - | 678 | DARUNTER: CPH |
| 26 | - | 0 | 0 | - | - | - | 163 | BLL |
| 26 | - | - | - | - | - | - | 3 897 | GR BRITANNIEN |
| 0 | - | - | - | - | - | - | 2 762 | DARUNTER: LON |
| 0 | - | - | - | - | - | - | 261 | BHX |
| - | - | 0 | 0 | - | - | - | 306 | MAN |
| - | - | - | - | - | - | - | 199 | LPL |
| - | - | - | - | - | - | - | 10 | PIK |
| - | - | - | - | - | - | - | 353 | *GB |
| - | - | - | - | - | - | - | 310 | IRLAND |
| - | - | - | - | - | - | - | 309 | DARUNTER: DUB |
| - | - | - | - | - | - | - | 10 | ISLAND |
| - | - | - | - | - | - | - | 10 | DARUNTER: REK |
| 1 | - | - | - | - | - | - | 275 | NIEDERLANDE |
| 1 | - | - | - | - | - | - | 258 | DARUNTER: AMS |
| - | - | - | - | - | - | - | 16 | MST |
| - | - | - | - | - | - | - | 1 339 | BELGIEN |
| - | - | - | - | - | - | - | 1 339 | DARUNTER: BRU |
| - | - | - | - | - | - | - | 13 | LUXEMBURG |
| - | - | - | - | - | - | - | 13 | DARUNTER: LUX |
| 9 | - | - | - | - | - | - | 946 | FRANKREICH |
| 9 | - | - | - | - | - | - | 865 | DARUNTER: PAR |
| - | - | - | - | - | - | - | 33 | LYS |
| - | - | - | - | - | - | - | 44 | NCE |
| 1 | - | - | - | - | - | - | 2 137 | SPANIEN |
| 0 | - | - | - | - | - | - | 635 | DARUNTER: MAD |
| 0 | - | - | - | - | - | - | 836 | BCN |
| - | - | - | - | - | - | - | 280 | VLC |
| - | - | - | - | - | - | - | 16 | AGP |
| - | - | - | - | - | - | - | 25 | BIO |
| - | - | - | - | - | - | - | 194 | *E1 |
| - | - | - | - | - | - | - | 56 | PMI |
| - | - | - | - | - | - | - | 67 | LPA |
| - | - | - | - | - | - | - | 19 | TCI |
| - | - | - | - | - | - | - | 438 | PORTUGAL |
| - | - | - | - | - | - | - | 291 | DARUNTER: LIS |
| - | - | - | - | - | - | - | 141 | OPO |
| - | 1 | - | - | - | - | - | 148 | MALTA |
| - | 1 | - | - | - | - | - | 148 | DARUNTER: MLA |
| 3 | - | - | 0 | - | - | - | 910 | SCHWEIZ |
| 3 | - | - | - | - | - | - | 627 | DARUNTER: ZRH |
| - | - | - | 0 | - | - | - | 84 | GVA |
| - | - | - | - | - | - | - | 199 | BSL |
| 2 | 0 | - | - | - | - | - | 1 058 | OESTERREICH |
| 2 | 0 | - | - | - | - | - | 809 | DARUNTER: VIE |
| - | - | - | - | - | - | - | 181 | LNZ |
| - | - | - | - | - | - | - | 26 | SZG |
| - | - | - | - | - | - | - | 35 | GRZ |
| 0 | - | - | - | - | - | - | 1 705 | ITALIEN |
| 0 | - | - | - | - | - | - | 524 | DARUNTER: ROM |
| 0 | - | - | - | - | - | - | 561 | MIL |
| - | - | - | - | - | - | - | 91 | VCE |
| - | - | - | - | - | - | - | 84 | TRN |
| - | - | - | - | - | - | - | 274 | GOA |
| - | - | - | - | - | - | - | 27 | BLQ |
| - | - | - | - | - | - | - | 36 | PSA |
| - | - | - | - | - | - | - | 26 | NAP |
| - | - | - | - | - | - | - | 13 | CTA |
| - | - | - | - | - | - | - | 51 | *IT |
| 2 | - | - | - | - | - | - | 909 | GRIECHENLAND |
| 1 | - | - | - | - | - | - | 852 | DARUNTER: ATH |
| 0 | - | - | - | - | - | - | 51 | SKG |
| 1 | - | - | - | - | - | - | 717 | TUERKEI |
| - | - | - | - | - | - | - | 172 | DARUNTER: AMK |
| 1 | - | - | - | - | - | - | 522 | IST |
| - | - | - | - | - | - | - | 21 | IZM |
| - | 0 | - | - | - | - | - | 47 | ZYPERN |
| - | 0 | - | - | - | - | - | 47 | DARUNTER: LCA |
| - | 1 | - | - | - | - | 0 | 172 | JUGOSLAWIEN |
| - | 0 | - | - | - | - | - | 106 | DARUNTER: BEG |
| - | 1 | - | - | - | - | - | 49 | ZAG |
| - | - | - | - | - | - | - | 10 | LJU |
| - | 1 | - | - | - | - | - | 191 | UNGARN |
| - | 1 | - | - | - | - | - | 191 | DARUNTER: BUD |
| - | 7 | - | - | - | - | - | 156 | TSCHECOSLOW |
| - | 7 | - | - | - | - | - | 156 | DARUNTER: PRG |
| - | 0 | - | - | - | - | - | 55 | RUMAENIEN |
| - | 0 | - | - | - | - | - | 55 | DARUNTER: BUH |
| - | 2 | - | - | - | - | - | 47 | BULGARIEN |
| - | 2 | - | - | - | - | - | 47 | DARUNTER: SOF |
| - | 0 | - | - | - | - | - | 305 | POLEN |
| - | 0 | - | - | - | - | - | 300 | DARUNTER: WAW |
| 0 | 62 | - | - | 0 | 0 | - | 621 | SOWJETUNION |
| 0 | 43 | - | - | 0 | 0 | - | 497 | DARUNTER: MOW |
| - | 9 | - | - | - | - | - | 24 | LED |
| - | 9 | - | - | - | - | - | 101 | *SU |

6 GÜTERVERKEHR
 6. 2 VERFLECHTUNG IM VERKEHR
 6. 2. 1 EINLADUNG

| NACH STRECKENZIELLAND | | VON STRECKEN | | | | | | | | |
|-----------------------|-----------|------------------|-------------------|-----------------|----------------------|---------------------|--------------------|--------------------|--------------------|-------------------|
| BZW. ----- | FLUGPLATZ | HAMBURG (HAM) | HANNOVER (HAJ) | BREMEN (BRE) | DUESSELDORF (DUS) | KOELN/BONN (CGN) | FRANKFURT (FRA) | STUTTGART (STR) | NUERNBERG (NUE) | MUENCHEN (MUC) |
| EINLADUNG | | | | | | | | | | |
| INSGESAMT | | | | | | | | | | |
| E U R O P A | | 646 | 30 | 12 | 883 | 3 707 | 12 222 | 371 | 131 | 879 |
| DARUNTER: EG-LAENDER | | 397 | 22 | 12 | 517 | 2 662 | 8 107 | 312 | 131 | 615 |
| AEGYPTEN | | - | - | - | 6 | - | 304 | - | - | 7 |
| DARUNTER: CAI | | - | - | - | 6 | - | 303 | - | - | 7 |
| LIBYEN | | - | - | - | - | - | 167 | - | - | - |
| DARUNTER: TIP | | - | - | - | - | - | 167 | - | - | - |
| TUNESIEN | 1 | - | - | - | 6 | - | 101 | 0 | - | 5 |
| DARUNTER: TUN | 0 | - | - | - | 3 | - | 90 | - | - | 5 |
| MIR | 0 | - | - | - | 3 | - | 11 | 0 | - | 0 |
| ALGERIEN | | - | - | - | - | - | 168 | - | - | - |
| DARUNTER: ALG | | - | - | - | - | - | 130 | - | - | - |
| ORN | | - | - | - | - | - | 19 | - | - | - |
| CZL | | - | - | - | - | - | 20 | - | - | - |
| MAROKKO | | - | - | - | 0 | - | 83 | - | - | - |
| DARUNTER: CAS | | - | - | - | - | - | 78 | - | - | - |
| SENEGAL | | - | - | - | - | - | 28 | - | - | - |
| DARUNTER: DKR | | - | - | - | - | - | 28 | - | - | - |
| GAMBIA | | - | - | - | - | - | 0 | - | - | - |
| GHANA | | - | - | - | 21 | - | 2 | - | - | - |
| DARUNTER: ACC | | - | - | - | 21 | - | - | - | - | - |
| NIGERIA | | - | - | - | - | - | 58 | - | - | - |
| DARUNTER: LOS | | - | - | - | - | - | 50 | - | - | - |
| KAMERUN | | - | - | - | - | - | 27 | - | - | - |
| DARUNTER: DLA | | - | - | - | - | - | 27 | - | - | - |
| ZAIRE | | - | - | - | - | - | 13 | - | - | - |
| DARUNTER: FJI | | - | - | - | - | - | 13 | - | - | - |
| ANGOLA | | - | - | - | - | - | - | - | - | - |
| SUDAN | | - | - | - | - | - | 19 | - | - | - |
| DARUNTER: KRT | | - | - | - | - | - | 19 | - | - | - |
| ÄRTHIOPIEN | | - | - | - | - | - | 766 | - | - | - |
| DARUNTER: ADD | | - | - | - | - | - | 766 | - | - | - |
| UGANDA | | - | - | - | - | - | 36 | - | - | - |
| DARUNTER: EBB | | - | - | - | - | - | 36 | - | - | - |
| KENIA | | - | - | - | - | - | 205 | - | - | - |
| DARUNTER: NBO | | - | - | - | - | - | 204 | - | - | - |
| RUANDA | | - | - | - | - | - | 18 | - | - | - |
| DARUNTER: KGL | | - | - | - | - | - | 18 | - | - | - |
| TANSANIA | | - | - | - | - | - | 103 | - | - | - |
| DARUNTER: DAR | | - | - | - | - | - | 103 | - | - | - |
| SAMBIA | | - | - | - | - | - | 53 | - | - | - |
| DARUNTER: LUN | | - | - | - | - | - | 53 | - | - | - |
| SIMBABWE | | - | - | - | - | 24 | 84 | - | - | - |
| DARUNTER: HRE | | - | - | - | - | 24 | 84 | - | - | - |
| NAMIBIA | | - | - | - | - | - | 19 | - | - | - |
| DARUNTER: WDH | | - | - | - | - | - | 19 | - | - | - |
| MOSAMBIK | | - | - | - | - | - | - | - | - | - |
| SESCHELLEN | | - | - | - | - | - | 3 | - | - | - |
| MAURITIUS | | - | - | - | - | - | 70 | - | - | 27 |
| DARUNTER: MRU | | - | - | - | - | - | 70 | - | - | 27 |
| SUEDAFRIKA | | - | - | - | - | - | 797 | - | - | - |
| DARUNTER: JNB | | - | - | - | - | - | 797 | - | - | - |
| A F R I K A | 1 | - | - | - | 32 | 24 | 3 125 | 0 | - | 40 |
| KANADA | | - | - | - | 53 | - | 1 457 | - | - | 67 |
| DARUNTER: YMQ | | - | - | - | - | - | 302 | - | - | - |
| YTO | | - | - | - | 46 | - | 881 | - | - | 67 |
| YEA | | - | - | - | - | - | 21 | - | - | - |
| YVR | | - | - | - | 7 | - | 177 | - | - | - |
| YYC | | - | - | - | - | - | 76 | - | - | - |
| USA | 110 | - | - | - | 173 | 684 | 9 354 | 130 | - | 385 |
| DARUNTER: NYC | 68 | - | - | - | 94 | 684 | 2 886 | - | - | 266 |
| CHI | | - | - | - | 58 | - | 1 714 | - | - | 75 |
| BOS | | - | - | - | - | - | 357 | - | - | - |
| PHL | | - | - | - | - | - | 151 | - | - | - |
| WAS | | - | - | - | - | - | 283 | - | - | - |
| DET | | - | - | - | - | - | 25 | - | - | - |
| PIT | | - | - | - | - | - | 135 | - | - | - |
| CVG | | - | - | - | - | - | 83 | - | - | - |
| ATL | 42 | - | - | - | - | - | 912 | 130 | - | 37 |
| CLT | | - | - | - | - | - | 232 | - | - | - |
| MIA | | - | - | - | 19 | - | 258 | - | - | 7 |
| SJU | | - | - | - | - | - | 159 | - | - | - |
| ORL | | - | - | - | - | - | 11 | - | - | - |
| STL | | - | - | - | - | - | 38 | - | - | - |
| DAL | | - | - | - | - | - | 491 | - | - | - |
| HOU | | - | - | - | - | - | 366 | - | - | - |
| SFO | | - | - | - | 2 | - | 320 | - | - | - |
| LAX | | - | - | - | 0 | - | 928 | - | - | - |
| MEXIKO | | - | - | - | - | - | 924 | - | - | - |
| DARUNTER: MEX | | - | - | - | - | - | 919 | - | - | - |
| KUBA | | - | - | - | 0 | 32 | - | - | - | - |
| DARUNTER: HAV | | - | - | - | 0 | 32 | - | - | - | - |
| DOMINIK. REP | | - | - | - | 0 | - | 3 | - | - | - |
| ANTIGUA-BARB. | | - | - | - | - | - | 3 | - | - | - |
| BARBADOS | | - | - | - | - | - | 3 | - | - | - |
| TRINID. U. TOB. | | - | - | - | - | - | 1 | - | - | - |
| NIED. ANTILLEN | | - | - | - | - | - | 6 | - | - | - |
| ST. LUCIA | | - | - | - | - | - | 3 | - | - | - |
| KOLUMBIEN | | - | - | - | - | - | 318 | - | - | - |
| DARUNTER: BOG | | - | - | - | - | - | 318 | - | - | - |
| VENEZUELA | | - | - | - | - | - | 254 | - | - | - |

JUNI 1991

MIT GEBIETEN AUSSERHALB DES BUNDESGBIETES
IN TONNEN

| HERKUNFTSFLUGPLATZ | | | | | | | | NACH STRECKENZIELLAND BZW. ----- FLUGPLATZ |
|----------------------|-------|-----------------------|-----------------------|------------------|------------------|----------|-----------|---|
| B E R L I N (TXL) | (SKF) | SAARBRUECKEN (SCN) | MUENSTER/OSN (FMO) | LEIPZIG (LEJ) | DRESDEN (DRS) | SONSTIGE | INSGESAMT | EINLADUNG ----- INSGESAMT ----- |
| 47 | 77 | 0 | 0 | 0 | 0 | 0 | 19 009 | E U R O P A |
| 40 | - | 0 | 0 | - | - | - | 12 815 | DARUNTER: EG-LAENDER |
| - | 0 | - | - | - | - | - | 317 | AEGYPTEN |
| - | 0 | - | - | - | - | - | 316 | DARUNTER: CAI |
| - | - | - | - | - | - | - | 167 | LIBYEN |
| - | - | - | - | - | - | - | 167 | DARUNTER: TIP |
| - | 0 | - | - | - | - | - | 114 | TUNESIEN |
| - | 0 | - | - | - | - | - | 99 | DARUNTER: TUN |
| - | - | - | - | - | - | - | 15 | MIR |
| - | - | - | - | - | - | - | 168 | ALGERIEN |
| - | - | - | - | - | - | - | 130 | DARUNTER: ALG |
| - | - | - | - | - | - | - | 19 | ORN |
| - | - | - | - | - | - | - | 20 | CZL |
| - | - | - | - | - | - | - | 83 | MAROKKO |
| - | - | - | - | - | - | - | 78 | DARUNTER: CAS |
| - | - | - | - | - | - | - | 28 | SENEGAL |
| - | - | - | - | - | - | - | 28 | DARUNTER: DKR |
| - | - | - | - | - | - | - | 0 | GAMBIA |
| - | - | - | - | - | - | - | 23 | GHANA |
| - | - | - | - | - | - | - | 21 | DARUNTER: ACC |
| - | - | - | - | - | - | - | 58 | NIGERIA |
| - | - | - | - | - | - | - | 50 | DARUNTER: LOS |
| - | - | - | - | - | - | - | 27 | KAMERUN |
| - | - | - | - | - | - | - | 27 | DARUNTER: DLA |
| - | - | - | - | - | - | - | 13 | ZAIRE |
| - | - | - | - | - | - | - | 13 | DARUNTER: FII |
| - | 3 | - | - | - | - | - | 3 | ANGOLA |
| - | - | - | - | - | - | - | 19 | SUDAN |
| - | - | - | - | - | - | - | 19 | DARUNTER: KRT |
| - | - | - | - | - | - | - | 766 | AETHIOPIEN |
| - | - | - | - | - | - | - | 766 | DARUNTER: ADD |
| - | - | - | - | - | - | - | 36 | UGANDA |
| - | - | - | - | - | - | - | 36 | DARUNTER: EBB |
| - | - | - | - | - | - | - | 205 | KENIA |
| - | - | - | - | - | - | - | 204 | DARUNTER: NBO |
| - | - | - | - | - | - | - | 18 | RUANDA |
| - | - | - | - | - | - | - | 18 | DARUNTER: KGL |
| - | - | - | - | - | - | - | 103 | TANSANIA |
| - | - | - | - | - | - | - | 103 | DARUNTER: DAR |
| - | - | - | - | - | - | - | 53 | SAMBIA |
| - | - | - | - | - | - | - | 53 | DARUNTER: LUN |
| - | - | - | - | - | - | - | 107 | SIMBAWE |
| - | - | - | - | - | - | - | 107 | DARUNTER: HRE |
| - | - | - | - | - | - | - | 19 | NAMIBIA |
| - | - | - | - | - | - | - | 19 | DARUNTER: WDH |
| - | 1 | - | - | - | - | - | 1 | MOSAMBIK |
| - | - | - | - | - | - | - | 3 | SESCHELLEN |
| - | - | - | - | - | - | - | 97 | MAURITIUS |
| - | - | - | - | - | - | - | 97 | DARUNTER: MRU |
| - | - | - | - | - | - | - | 797 | SUEDAFRIKA |
| - | - | - | - | - | - | - | 797 | DARUNTER: JNB |
| - | 5 | - | - | - | - | - | 3 227 | A F R I K A |
| - | - | - | - | - | - | - | 1 577 | KANADA |
| - | - | - | - | - | - | - | 302 | DARUNTER: YMQ |
| - | - | - | - | - | - | - | 994 | YTO |
| - | - | - | - | - | - | - | 21 | YEA |
| - | - | - | - | - | - | - | 184 | YVR |
| - | - | - | - | - | - | - | 76 | YYC |
| 3 | - | - | - | - | - | - | 10 839 | USA |
| 1 | - | - | - | - | - | - | 4 000 | DARUNTER: NYC |
| - | - | - | - | - | - | - | 1 847 | CHI |
| - | - | - | - | - | - | - | 357 | BOS |
| - | - | - | - | - | - | - | 151 | PHL |
| - | - | - | - | - | - | - | 283 | WAS |
| - | - | - | - | - | - | - | 25 | DET |
| - | - | - | - | - | - | - | 135 | PIT |
| - | - | - | - | - | - | - | 83 | CVG |
| 2 | - | - | - | - | - | - | 1 122 | ATL |
| - | - | - | - | - | - | - | 232 | CLT |
| - | - | - | - | - | - | - | 284 | MIA |
| - | - | - | - | - | - | - | 159 | SJU |
| - | - | - | - | - | - | - | 11 | ORL |
| - | - | - | - | - | - | - | 38 | STL |
| - | - | - | - | - | - | - | 491 | DAL |
| - | - | - | - | - | - | - | 366 | BOU |
| - | - | - | - | - | - | - | 322 | SFO |
| - | - | - | - | - | - | - | 929 | LAX |
| - | - | - | - | - | - | - | 924 | MEXIKO |
| - | - | - | - | - | - | - | 919 | DARUNTER: MEX |
| - | 9 | - | - | - | - | - | 41 | KUBA |
| - | 9 | - | - | - | - | - | 41 | DARUNTER: HAV |
| - | - | - | - | - | - | - | 4 | DOMINIK. REP. |
| - | - | - | - | - | - | - | 3 | ANTIGUA-BARB. |
| - | - | - | - | - | - | - | 3 | BARBADOS |
| - | - | - | - | - | - | - | 1 | TRINID. U. TOB. |
| - | - | - | - | - | - | - | 6 | NIED. ANTILLEN |
| - | - | - | - | - | - | - | 3 | ST. LUCIA |
| - | - | - | - | - | - | - | 318 | KOLUMBIEN |
| - | - | - | - | - | - | - | 318 | DARUNTER: BOG |
| - | - | - | - | - | - | - | 254 | VENEZUELA |

6 GÜTERVERKEHR

 6. 2 VERFLECHTUNG IM VERKEHR
 6. 2. 1 EINLADUNG

| NACH STRECKENZIELLAND BZW. ----- FLUGPLATZ | VON STRECKEN | | | | | | | | |
|---|------------------|-------------------|-----------------|----------------------|---------------------|--------------------|--------------------|--------------------|-------------------|
| | HAMBURG (HAM) | HANNOVER (HAJ) | BREMEN (BRE) | DUESSELDORF (DUS) | KOELN/BONN (CGN) | FRANKFURT (FRA) | STUTTGART (STR) | NUERNBERG (NUE) | MUENCHEN (MUC) |
| EINLADUNG | | | | | | | | | |
| INSGESAMT | | | | | | | | | |
| DARUNTER:CCS | - | - | - | - | - | 254 | - | - | - |
| BRASILIEN | - | - | - | - | - | 924 | - | - | - |
| DARUNTER:RIO | - | - | - | - | - | 253 | - | - | - |
| SAC | - | - | - | - | - | 656 | - | - | - |
| SSA | - | - | - | - | - | 14 | - | - | - |
| ECUADOR | - | - | - | - | - | 57 | - | - | - |
| DARUNTER:UIO | - | - | - | - | - | 57 | - | - | - |
| PERU | - | - | - | - | - | 95 | - | - | - |
| DARUNTER:LIM | - | - | - | - | - | 95 | - | - | - |
| BOLIVIEN | - | - | - | - | - | 1 | - | - | - |
| PARAGUAY | - | - | - | - | - | 5 | - | - | - |
| URUGUAY | - | - | - | - | - | 51 | - | - | - |
| DARUNTER:MVD | - | - | - | - | - | 51 | - | - | - |
| ARGENTINIEN | - | - | - | - | - | 221 | - | - | - |
| DARUNTER:BUE | - | - | - | - | - | 221 | - | - | - |
| CHILE | - | - | - | - | - | 130 | - | - | - |
| DARUNTER:SCL | - | - | - | - | - | 130 | - | - | - |
| A M E R I K A | 110 | - | - | 228 | 715 | 13 810 | 130 | - | 452 |
| LIBANON | - | - | - | - | - | 16 | - | - | - |
| DARUNTER:BEY | - | - | - | - | - | 16 | - | - | - |
| ISRAEL | - | - | - | - | 999 | 658 | - | - | 20 |
| DARUNTER:TLV | - | - | - | - | 999 | 658 | - | - | 20 |
| JORDANIEN | - | - | - | - | - | 20 | - | - | - |
| DARUNTER:AMM | - | - | - | - | - | 20 | - | - | - |
| SYRIEN | - | - | - | - | - | 34 | - | - | 29 |
| DARUNTER:DAM | - | - | - | - | - | 33 | - | - | 29 |
| IRAN | - | - | - | - | 26 | 931 | - | - | - |
| DARUNTER:THR | - | - | - | - | - | 931 | - | - | - |
| *IR | - | - | - | - | 26 | - | - | - | - |
| KUWEIT | - | - | - | - | - | 39 | - | - | - |
| DARUNTER:KWI | - | - | - | - | - | 39 | - | - | - |
| BAHRAIN | - | - | - | - | - | 410 | - | - | - |
| DARUNTER:BAH | - | - | - | - | - | 410 | - | - | - |
| KATAR | - | - | - | - | - | 131 | - | - | - |
| DARUNTER:DOH | - | - | - | - | - | 131 | - | - | - |
| SAUDI-ARAB | - | - | - | - | 267 | 662 | - | - | - |
| DARUNTER:DHA | - | - | - | - | - | 143 | - | - | - |
| JED | - | - | - | - | 89 | 311 | - | - | - |
| RUH | - | - | - | - | 178 | 209 | - | - | - |
| JEMEN | - | - | - | - | - | 82 | - | - | - |
| DARUNTER:SAH | - | - | - | - | - | 76 | - | - | - |
| OMAN | - | - | - | - | - | 75 | - | - | - |
| DARUNTER:MCT | - | - | - | - | - | 75 | - | - | - |
| V. A. EMIRATE | - | - | - | - | 238 | 818 | - | - | - |
| DARUNTER:SHJ | - | - | - | - | - | 49 | - | - | - |
| DIB | - | - | - | - | 238 | 649 | - | - | - |
| AUR | - | - | - | - | - | 120 | - | - | - |
| PAKISTAN | - | - | - | - | 40 | 480 | - | - | - |
| DARUNTER:KHI | - | - | - | - | 40 | 437 | - | - | - |
| ISB | - | - | - | - | - | 22 | - | - | - |
| LHE | - | - | - | - | - | 21 | - | - | - |
| BANGLADESCH | - | - | - | - | - | 31 | - | - | - |
| DARUNTER:DAC | - | - | - | - | - | 31 | - | - | - |
| INDIEN | - | - | - | - | - | 785 | - | - | - |
| DARUNTER:DEL | - | - | - | - | - | 295 | - | - | - |
| BOM | - | - | - | - | - | 490 | - | - | - |
| NEPAL | - | - | - | - | - | 13 | - | - | - |
| DARUNTER:KTM | - | - | - | - | - | 13 | - | - | - |
| SRI LANKA | - | - | - | - | - | 40 | - | - | 4 |
| DARUNTER:CMB | - | - | - | - | - | 40 | - | - | 4 |
| MALEDIVEN | - | - | - | - | - | 4 | - | - | 0 |
| THAILAND | - | - | - | - | - | 478 | - | - | 7 |
| DARUNTER:BKK | - | - | - | - | - | 478 | - | - | 7 |
| VIETNAM | - | - | - | - | - | 6 | - | - | - |
| MALAYSIA | - | - | - | - | - | 255 | - | - | - |
| DARUNTER:KUL | - | - | - | - | - | 255 | - | - | - |
| SINGAPUR | - | - | - | - | - | 606 | - | - | - |
| DARUNTER:SIN | - | - | - | - | - | 606 | - | - | - |
| BRUNEI | - | - | - | - | - | 6 | - | - | - |
| INDONESIEN | - | - | - | - | - | 233 | - | - | - |
| DARUNTER:JKT | - | - | - | - | - | 232 | - | - | - |
| PHILIPPINEN | - | - | - | - | - | 312 | - | - | - |
| DARUNTER:MNL | - | - | - | - | - | 312 | - | - | - |
| HONGKONG (BRIT) | - | - | - | - | 168 | 2 289 | - | - | - |
| DARUNTER:HKG | - | - | - | - | 168 | 2 289 | - | - | - |
| JAPAN | - | - | - | 4 | 104 | 2 004 | - | - | - |
| DARUNTER:TYO | - | - | - | 2 | 104 | 1 810 | - | - | - |
| OSA | - | - | - | 1 | - | 194 | - | - | - |
| KOREA REP. | - | - | - | - | 139 | 1 474 | - | - | - |
| DARUNTER:SEL | - | - | - | - | 139 | 1 474 | - | - | - |
| KOREA DEM. VR | - | - | - | - | - | - | - | - | - |
| DARUNTER:FNJ | - | - | - | - | - | - | - | - | - |
| CHINA | - | - | - | - | - | 393 | - | - | - |
| DARUNTER:PEK | - | - | - | - | - | 393 | - | - | - |
| A S I E N | - | - | - | 4 | 1 980 | 13 284 | - | - | 59 |
| AUSTRALIEN | - | - | - | - | - | 588 | - | - | - |
| DARUNTER:SYD | - | - | - | - | - | 352 | - | - | - |
| MEB | - | - | - | - | - | 236 | - | - | - |
| NEUSEELAND | - | - | - | - | - | 15 | - | - | - |
| DARUNTER:AKL | - | - | - | - | - | 15 | - | - | - |
| AUSTRALIEN/OZEANIEN | - | - | - | - | - | 602 | - | - | - |
| I N S G E S A M T .. | 758 | 30 | 12 | 1 147 | 6 426 | 43 043 | 502 | 131 | 1 430 |

JUNI 1991
 MIT GEBIETEN AUSSERHALB DES BUNDESGBIETES
 IN TONNEN

| HERKUNFTSFLUGPLATZ | | | | | | | NACH STRECKENZIELLAND | | |
|----------------------|-------|-----------------------|-----------------------|------------------|------------------|----------|-----------------------|---------------------|-----------|
| B E R L I N (TLL) | (SKF) | SAARBRUECKEN (SCN) | MUENSTER/OSN (FMO) | LEIPZIG (LEJ) | DRESDEN (DRS) | SONSTIGE | INSGESAMT | BZW. ----- | FLUGPLATZ |
| - | - | - | - | - | - | - | 254 | EINLADUNG | |
| - | - | - | - | - | - | - | 924 | BRASILIEN | |
| - | - | - | - | - | - | - | 253 | DARUNTER:RIO | |
| - | - | - | - | - | - | - | 656 | SAO | |
| - | - | - | - | - | - | - | 14 | SSA | |
| - | - | - | - | - | - | - | 57 | ECUADOR | |
| - | - | - | - | - | - | - | 57 | DARUNTER:UIO | |
| - | - | - | - | - | - | - | 95 | PERU | |
| - | - | - | - | - | - | - | 95 | DARUNTER:LIM | |
| - | - | - | - | - | - | - | 1 | BOLIVIEN | |
| - | - | - | - | - | - | - | 5 | PARAGUAY | |
| - | - | - | - | - | - | - | 51 | URUGUAY | |
| - | - | - | - | - | - | - | 51 | DARUNTER:MVD | |
| - | - | - | - | - | - | - | 221 | ARGENTINIEN | |
| - | - | - | - | - | - | - | 221 | DARUNTER:BUE | |
| - | - | - | - | - | - | - | 130 | CHILE | |
| - | - | - | - | - | - | - | 130 | DARUNTER:SCL | |
| 3 | 9 | - | - | - | - | - | 15 458 | A M E R I K A | |
| - | 0 | - | - | - | - | - | 16 | LIBANON | |
| - | 0 | - | - | - | - | - | 16 | DARUNTER:BEY | |
| - | - | - | - | - | - | - | 1 676 | ISRAEL | |
| - | - | - | - | - | - | - | 1 676 | DARUNTER:TLV | |
| - | - | - | - | - | - | - | 20 | JORDANIEN | |
| - | - | - | - | - | - | - | 20 | DARUNTER:AMM | |
| - | 0 | - | - | - | - | - | 63 | SYRIEN | |
| - | 0 | - | - | - | - | - | 62 | DARUNTER:DAM | |
| - | - | - | - | - | - | - | 957 | IRAN | |
| - | - | - | - | - | - | - | 931 | DARUNTER:THR | |
| - | - | - | - | - | - | - | 26 | *IR | |
| - | - | - | - | - | - | - | 39 | KUWEIT | |
| - | - | - | - | - | - | - | 39 | DARUNTER:KWI | |
| - | - | - | - | - | - | - | 410 | BAHRAIN | |
| - | - | - | - | - | - | - | 410 | DARUNTER:BAH | |
| - | - | - | - | - | - | - | 131 | KATAR | |
| - | - | - | - | - | - | - | 131 | DARUNTER:DOH | |
| - | - | - | - | - | - | - | 929 | SAUDI-ARAB. | |
| - | - | - | - | - | - | - | 143 | DARUNTER:DHA | |
| - | - | - | - | - | - | - | 400 | JED | |
| - | - | - | - | - | - | - | 387 | RUH | |
| - | - | - | - | - | - | - | 82 | JEMEN | |
| - | - | - | - | - | - | - | 76 | DARUNTER:SAH | |
| - | - | - | - | - | - | - | 75 | OMAN | |
| - | - | - | - | - | - | - | 75 | DARUNTER:MCT | |
| - | - | - | - | - | - | - | 1 056 | V. A. EMIRATE | |
| - | - | - | - | - | - | - | 49 | DARUNTER:SHJ | |
| - | - | - | - | - | - | - | 887 | DXB | |
| - | - | - | - | - | - | - | 120 | AUH | |
| - | - | - | - | - | - | - | 519 | PAKISTAN | |
| - | - | - | - | - | - | - | 476 | DARUNTER:KHI | |
| - | - | - | - | - | - | - | 22 | ISB | |
| - | - | - | - | - | - | - | 21 | LHE | |
| - | - | - | - | - | - | - | 31 | BANGLADESCH | |
| - | - | - | - | - | - | - | 31 | DARUNTER:DAC | |
| - | - | - | - | - | - | - | 785 | INDIEN | |
| - | - | - | - | - | - | - | 295 | DARUNTER:DEL | |
| - | - | - | - | - | - | - | 490 | BOM | |
| - | - | - | - | - | - | - | 13 | NEPAL | |
| - | - | - | - | - | - | - | 13 | DARUNTER:KTM | |
| - | - | - | - | - | - | - | 44 | SRI LANKA | |
| - | - | - | - | - | - | - | 44 | DARUNTER:CMB | |
| - | - | - | - | - | - | - | 4 | MALEDIVEN | |
| - | - | - | - | - | - | - | 485 | THAILAND | |
| - | - | - | - | - | - | - | 485 | DARUNTER:BKK | |
| - | - | - | - | - | - | - | 6 | VIETNAM | |
| - | - | - | - | - | - | - | 255 | MALAYSIA | |
| - | - | - | - | - | - | - | 255 | DARUNTER:KUL | |
| - | 5 | - | - | - | - | - | 611 | SINGAPUR | |
| - | 5 | - | - | - | - | - | 611 | DARUNTER:SIN | |
| - | - | - | - | - | - | - | 6 | BRUNEI | |
| - | - | - | - | - | - | - | 233 | INDONESIEN | |
| - | - | - | - | - | - | - | 232 | DARUNTER:JKT | |
| - | - | - | - | - | - | - | 312 | PHILIPPINEN | |
| - | - | - | - | - | - | - | 312 | DARUNTER:MNL | |
| - | - | - | - | - | - | - | 2 456 | HONGKONG (BRIT) | |
| - | - | - | - | - | - | - | 2 456 | DARUNTER:HKG | |
| - | - | - | - | - | - | - | 2 112 | JAPAN | |
| - | - | - | - | - | - | - | 1 916 | DARUNTER:TYO | |
| - | - | - | - | - | - | - | 196 | OSA | |
| - | - | - | - | - | - | - | 1 613 | KOREA REP. | |
| - | - | - | - | - | - | - | 1 613 | DARUNTER:SEL | |
| - | 13 | - | - | - | - | - | 13 | KOREA DEM. VR | |
| - | 13 | - | - | - | - | - | 13 | DARUNTER:FNJ | |
| - | 8 | - | - | - | - | - | 402 | CHINA | |
| - | 8 | - | - | - | - | - | 402 | DARUNTER:PEK | |
| - | 26 | - | - | - | - | - | 15 353 | A S I E N | |
| - | - | - | - | - | - | - | 588 | AUSTRALIEN | |
| - | - | - | - | - | - | - | 352 | DARUNTER:SYD | |
| - | - | - | - | - | - | - | 236 | MEB | |
| - | - | - | - | - | - | - | 15 | NEUSEELAND | |
| - | - | - | - | - | - | - | 15 | DARUNTER:AKL | |
| - | - | - | - | - | - | - | 602 | AUSTRALIEN/OZEANIEN | |
| 50 | 118 | 0 | 0 | 0 | 0 | 0 | 53 649 | I N S G E S A M T | |

| VON STRECKENHERKUNFTS- LAND BZW. ---FLUGPLATZ | NACH STRECKEN | | | | | | | | |
|--|------------------|-------------------|-----------------|----------------------|---------------------|--------------------|--------------------|--------------------|-------------------|
| | HAMBURG (HAM) | HANNOVER (HAJ) | BREMEN (BRE) | DUESSELDORF (DUS) | KOELN/BONN (CGN) | FRANKFURT (FRA) | STUTTGART (STR) | NUERNBERG (NUE) | MUENCHEN (MUC) |
| AUSLADUNG | | | | | | | | | |
| INSGESAMT | | | | | | | | | |
| FINNLAND | 15 | - | - | 19 | - | 194 | 20 | - | 7 |
| DARUNTER: HEL | 15 | - | - | 19 | - | 194 | 20 | - | 7 |
| SCHWEDEN | 7 | - | - | 6 | 206 | 579 | 1 | - | - |
| DARUNTER: STO | 7 | - | - | 4 | 54 | 432 | 1 | - | - |
| GOT | 0 | - | - | 2 | - | 147 | - | - | - |
| *SE | - | - | - | - | 152 | - | - | - | - |
| NORWEGEN | 19 | - | - | 2 | 0 | 166 | - | - | 2 |
| DARUNTER: OSL | 18 | - | - | 2 | 0 | 166 | - | - | 2 |
| DAENEMARK | 10 | 2 | - | 13 | 306 | 408 | 9 | - | 26 |
| DARUNTER: CPH | 10 | 2 | - | 13 | 176 | 408 | 9 | - | 26 |
| BLL | - | - | - | - | 127 | - | - | - | - |
| GR BRITANNIEN | 71 | 19 | 13 | 259 | 1 383 | 2 211 | 50 | 5 | 106 |
| DARUNTER: LON | 68 | 19 | 12 | 84 | 710 | 1 875 | 48 | 5 | 93 |
| BHX | 2 | 0 | - | 7 | 330 | 18 | 2 | - | 10 |
| MAN | 0 | 0 | - | 8 | - | 246 | - | - | 2 |
| LPL | - | - | - | - | 173 | - | - | - | - |
| NCL | - | - | - | - | 14 | - | - | - | - |
| PIK | - | - | - | - | 12 | 72 | - | - | - |
| *GB | - | - | - | 159 | 140 | - | - | - | - |
| IRLAND | - | - | - | 5 | 19 | 199 | 0 | - | 1 |
| DARUNTER: DUB | - | - | - | 5 | 19 | 199 | - | - | 1 |
| ISLAND | 0 | - | - | - | - | 4 | - | - | - |
| NIEDERLANDE | 52 | 2 | 3 | 27 | 10 | 115 | 15 | 2 | 39 |
| DARUNTER: AMS | 52 | 2 | 3 | 27 | - | 115 | 15 | 2 | 39 |
| MST | - | - | - | - | 10 | - | - | - | - |
| BELGIEN | 51 | 0 | - | 0 | 83 | 330 | 24 | 140 | 23 |
| DARUNTER: BRU | 51 | 0 | - | 0 | 83 | 330 | 24 | 140 | 23 |
| LUXEMBURG | 0 | - | - | - | - | 5 | - | - | 0 |
| FRANKREICH | 46 | 0 | 0 | 35 | 216 | 388 | 31 | 0 | 42 |
| DARUNTER: PAR | 46 | 0 | 0 | 34 | 216 | 312 | 31 | 0 | 30 |
| LYS | - | - | - | 0 | - | 22 | - | - | 9 |
| NCE | - | - | - | 0 | - | 51 | 0 | - | - |
| SPANIEN | 34 | 0 | - | 29 | 206 | 715 | 10 | - | 23 |
| DARUNTER: MAD | 15 | - | - | 10 | - | 434 | 5 | - | 15 |
| BCN | 4 | 0 | - | 9 | 79 | 158 | 1 | - | 5 |
| VLC | - | - | - | 0 | - | 36 | - | - | - |
| AGP | 0 | - | - | 3 | - | 17 | - | - | - |
| BIO | - | - | - | - | - | 20 | - | - | - |
| *E1 | - | - | - | - | 127 | 0 | - | - | - |
| PWI | 6 | - | - | 2 | - | 27 | 0 | - | - |
| LPA | - | - | - | 0 | - | 15 | - | - | - |
| TCI | 9 | - | - | 4 | - | 4 | 4 | - | 1 |
| PORTUGAL | 5 | - | - | 6 | 3 | 274 | 0 | - | 18 |
| DARUNTER: LIS | 5 | - | - | 6 | 3 | 138 | 0 | - | 18 |
| OPO | - | - | - | - | - | 135 | - | - | - |
| MALTA | - | - | - | - | - | 102 | - | - | 4 |
| DARUNTER: MLA | - | - | - | - | - | 102 | - | - | 4 |
| SCHWEIZ | 55 | 14 | 2 | 73 | 227 | 238 | 77 | 6 | 101 |
| DARUNTER: ZRH | 54 | 14 | 2 | 65 | 26 | 160 | 77 | 6 | 93 |
| GVA | 0 | - | - | 8 | 0 | 77 | 0 | - | 8 |
| BSL | 0 | - | - | 0 | 200 | 0 | - | - | 1 |
| OESTERREICH | 3 | 0 | - | 30 | 162 | 181 | 4 | 0 | 16 |
| DARUNTER: VIE | 3 | 0 | - | 29 | 20 | 145 | 4 | 0 | 16 |
| LNZ | - | - | - | 1 | 142 | 7 | - | - | - |
| GRZ | - | - | - | - | - | 21 | - | - | - |
| ITALIEN | 11 | - | - | 36 | 311 | 919 | 7 | 16 | 49 |
| DARUNTER: ROM | - | - | - | 6 | 0 | 273 | - | - | 23 |
| MIL | 11 | - | - | 24 | 4 | 401 | 6 | 0 | 12 |
| VCE | - | - | - | 1 | 0 | 73 | 0 | - | 9 |
| TRN | - | - | - | - | - | 46 | 0 | - | 0 |
| GOA | - | - | - | - | 189 | 14 | - | - | - |
| BLQ | - | - | - | - | - | 15 | - | - | 0 |
| PSA | - | - | - | - | - | 32 | - | - | - |
| NAP | - | - | - | 4 | - | 41 | - | - | - |
| BRI | - | - | - | - | - | 11 | - | - | - |
| *IT | - | - | - | - | 118 | 3 | - | 16 | - |
| GRIECHENLAND | 0 | - | - | 32 | - | 209 | 26 | - | 36 |
| DARUNTER: ATH | 0 | - | - | 5 | - | 156 | 7 | - | 15 |
| SKG | - | - | - | 27 | - | 53 | 20 | - | 22 |
| TUERKEI | 39 | - | - | 27 | 47 | 321 | 9 | - | 108 |
| DARUNTER: ANK | - | - | - | - | - | 53 | - | - | 5 |
| IST | 38 | - | - | 13 | 38 | 235 | 9 | - | 68 |
| IZM | 0 | - | - | 7 | 9 | 29 | - | - | 35 |
| AYT | - | - | - | 7 | - | 4 | - | - | - |
| ZYPERN | - | - | - | - | - | 23 | - | - | 3 |
| DARUNTER: LCA | - | - | - | - | - | 23 | - | - | 3 |
| JUGOSLAWIEN | 0 | - | - | 2 | - | 228 | 0 | 3 | 13 |
| DARUNTER: BEG | 0 | - | - | 2 | - | 145 | 0 | 3 | 10 |
| ZAG | - | - | - | - | - | 55 | - | - | 2 |
| LJU | - | - | - | - | - | 29 | - | - | 0 |
| UNGARN | 0 | - | - | 3 | 0 | 69 | 1 | - | 3 |
| DARUNTER: BUD | 0 | - | - | 3 | 0 | 69 | 1 | - | 3 |
| TSCHECHOSLOW. | 2 | - | - | 0 | 0 | 18 | - | - | 0 |
| DARUNTER: PRG | 2 | - | - | - | 0 | 18 | - | - | 0 |
| RUMAENIEN | - | - | - | - | - | 24 | - | - | 5 |
| DARUNTER: BUH | - | - | - | - | - | 23 | - | - | 5 |
| BULGARIEN | - | - | - | - | - | 13 | - | 14 | 16 |
| DARUNTER: SOF | - | - | - | - | - | 13 | - | 14 | 16 |
| POLEN | 2 | - | - | 0 | 1 | 70 | - | - | - |
| DARUNTER: WAW | 1 | - | - | 0 | 1 | 70 | - | - | - |
| SOWJETUNION | 8 | 62 | - | 4 | 167 | 154 | - | - | 0 |
| DARUNTER: MOW | 8 | 62 | - | 4 | 167 | 153 | - | - | 0 |
| LED | - | - | - | 0 | - | 0 | - | - | - |
| EUROPA | 433 | 101 | 18 | 609 | 3 348 | 8 158 | 286 | 187 | 640 |

JUNI 1991

MIT GEBIETEN AUSSERHALB DES BUNDESGBIETES

IN TONNEN

| ZIELFLUGPLATZ | | | | | | | VON STRECKENHERKUNFTS- | |
|----------------------|-------|-----------------------|-----------------------|------------------|------------------|----------|------------------------|-------------------------|
| B E R L I N (TXL) | (SXF) | SAARBRUECKEN (SCN) | MUENSTER/OSN (FMO) | LEIPZIG (LEJ) | DRESDEN (DRS) | SONSTIGE | INSGESAMT | LAND BZW. --- FLUGPLATZ |
| | | | | | | | | AUSLADUNG |
| | | | | | | | | INSGESAMT |
| 3 | - | - | - | - | - | - | 258 | FINNLAND |
| 3 | - | - | - | - | - | - | 258 | DARUNTER: HEL |
| 0 | - | - | - | - | - | - | 799 | SCHWEDEN |
| 0 | - | - | - | - | - | - | 498 | DARUNTER: STO |
| - | - | - | - | - | - | - | 149 | GOT |
| - | - | - | - | - | - | - | 152 | *SE |
| - | - | - | - | - | - | - | 189 | NORWEGEN |
| - | - | - | - | - | - | - | 187 | DARUNTER: OSL |
| 0 | - | - | - | - | - | - | 775 | DAENEMARK |
| 0 | - | - | - | - | - | - | 645 | DARUNTER: CPH |
| - | - | - | - | - | - | - | 127 | BLL |
| 57 | - | - | - | - | - | - | 4 174 | GR BRITANNIEN |
| 56 | - | - | - | - | - | - | 2 970 | DARUNTER: LON |
| 0 | - | - | - | - | - | - | 369 | BHX |
| 0 | - | - | - | - | - | - | 257 | MAN |
| - | - | - | - | - | - | - | 173 | LPL |
| - | - | - | - | - | - | - | 14 | NCL |
| - | - | - | - | - | - | - | 84 | PIK |
| - | - | - | - | - | - | - | 299 | *GB |
| - | - | - | - | - | - | - | 224 | IRLAND |
| - | - | - | - | - | - | - | 224 | DARUNTER: DUB |
| - | - | - | - | - | - | - | 5 | ISLAND |
| 3 | - | - | - | - | - | - | 267 | NIEDERLANDE |
| 3 | - | - | - | - | - | - | 257 | DARUNTER: AMS |
| - | - | - | - | - | - | - | 10 | MST |
| - | - | - | - | - | - | - | 653 | BELGIEN |
| - | - | - | - | - | - | - | 653 | DARUNTER: BRU |
| - | - | - | - | - | - | - | 6 | LUXEMBURG |
| 22 | - | - | 0 | - | - | - | 782 | FRANKREICH |
| 22 | - | - | 0 | - | - | - | 693 | DARUNTER: PAR |
| - | - | - | - | - | - | - | 23 | LYS |
| - | - | - | - | - | - | - | 61 | NCE |
| 3 | - | - | - | - | - | - | 1 020 | SPANIEN |
| 2 | - | - | - | - | - | - | 481 | DARUNTER: MAD |
| 0 | - | - | - | - | - | - | 257 | BCN |
| - | - | - | - | - | - | - | 36 | VLC |
| - | - | - | - | - | - | - | 20 | AGP |
| - | - | - | - | - | - | - | 20 | BIO |
| - | - | - | - | - | - | - | 128 | *EI |
| - | - | - | - | - | - | - | 36 | PMI |
| - | - | - | - | - | - | - | 16 | LPA |
| - | - | - | - | - | - | - | 22 | TCI |
| - | - | - | - | - | - | - | 307 | PORTUGAL |
| - | - | - | - | - | - | - | 170 | DARUNTER: LIS |
| - | - | - | - | - | - | - | 135 | OPO |
| - | - | - | - | - | - | - | 106 | MALTA |
| - | - | - | - | - | - | - | 106 | DARUNTER: MLA |
| 13 | - | - | - | - | - | - | 805 | SCHWEIZ |
| 12 | - | - | - | - | - | - | 509 | DARUNTER: ZRH |
| - | - | - | - | - | - | - | 94 | GVA |
| 0 | - | - | - | - | - | - | 202 | BSL |
| 2 | 4 | - | - | - | - | - | 403 | OESTERREICH |
| 2 | 4 | - | - | - | - | - | 223 | DARUNTER: VIE |
| - | - | - | - | - | - | - | 150 | LNZ |
| - | - | - | - | - | - | - | 21 | GRZ |
| 0 | - | - | - | - | - | - | 1 349 | ITALIEN |
| 0 | - | - | - | - | - | - | 302 | DARUNTER: ROM |
| 0 | - | - | - | - | - | - | 460 | MIL |
| - | - | - | - | - | - | - | 84 | VCE |
| - | - | - | - | - | - | - | 47 | TRN |
| - | - | - | - | - | - | - | 203 | GOA |
| - | - | - | - | - | - | - | 15 | BLQ |
| - | - | - | - | - | - | - | 32 | PSA |
| - | - | - | - | - | - | - | 45 | NAP |
| - | - | - | - | - | - | - | 11 | BRI |
| - | - | - | - | - | - | - | 136 | *IT |
| 0 | - | - | - | - | - | - | 305 | GRIECHENLAND |
| 0 | - | - | - | - | - | - | 183 | DARUNTER: ATH |
| 0 | - | - | - | - | - | - | 121 | SKG |
| 8 | - | - | - | - | - | - | 558 | TUERKEI |
| 8 | - | - | - | - | - | - | 58 | DARUNTER: ANK |
| - | - | - | - | - | - | - | 408 | IST |
| - | - | - | - | - | - | - | 81 | IZM |
| - | - | - | - | - | - | - | 11 | AYT |
| - | 0 | - | - | - | - | - | 26 | ZYPERN |
| - | 0 | - | - | - | - | - | 26 | DARUNTER: LCA |
| - | 3 | - | - | - | - | - | 250 | JUGOSLAWIEN |
| - | 2 | - | - | - | - | - | 163 | DARUNTER: BEG |
| - | 1 | - | - | - | - | - | 58 | ZAG |
| - | - | - | - | - | - | - | 29 | LJU |
| - | 5 | - | - | - | - | - | 82 | UNGARN |
| - | 5 | - | - | - | - | - | 82 | DARUNTER: BUD |
| - | 5 | - | - | - | - | - | 26 | TSSCHECHOSLOW |
| - | 5 | - | - | - | - | - | 26 | DARUNTER: PRG |
| - | 2 | - | - | - | - | - | 31 | RUMAENIEN |
| - | 2 | - | - | - | - | - | 31 | DARUNTER: BUI |
| - | 13 | - | - | - | - | - | 57 | BULGARIEN |
| - | 13 | - | - | - | - | - | 57 | DARUNTER: SOF |
| - | 0 | - | - | - | - | - | 74 | POLEN |
| 0 | 128 | - | - | 0 | 0 | - | 73 | DARUNTER: WAW |
| 0 | 46 | - | - | 0 | 0 | - | 523 | SOWJETUNION |
| - | 81 | - | - | - | - | - | 440 | DARUNTER: MOW |
| - | - | - | - | - | - | - | 82 | LED |
| 113 | 161 | - | 0 | 0 | 0 | - | 14 054 | EUROPA |

6 GÜTERVERKEHR
6. 2 VERFLECHTUNG IM VERKEHR
6. 2. 2 AUSLADUNG

| VON STRECKENHERKUNFTS- LAND BZW. ---FLUGPLATZ | NACH STRECKEN | | | | | | | | |
|--|------------------|-------------------|-----------------|----------------------|---------------------|--------------------|--------------------|--------------------|-------------------|
| | HAMBURG (HAM) | HANNOVER (HAJ) | BREMEN (BRE) | DUESSELDORF (DUS) | KOELN/BONN (CGN) | FRANKFURT (FRA) | STUTTGART (STR) | NUERNBERG (NUE) | MUENCHEN (MUC) |
| AUSLADUNG | | | | | | | | | |
| INSGESAMT | | | | | | | | | |
| DARUNTER: EG-LAENDER | 281 | 25 | 16 | 443 | 2 537 | 5 773 | 174 | 163 | 363 |
| AEGYPTEN | - | - | - | 25 | - | 303 | - | - | 4 |
| DARUNTER: CAI | - | - | - | 25 | - | 301 | - | - | 4 |
| LIBYEN | - | - | - | - | - | 31 | - | - | - |
| DARUNTER: TIP | - | - | - | - | - | 31 | - | - | - |
| TUNESIEN | 5 | - | - | 13 | 0 | 74 | 3 | - | 2 |
| DARUNTER: TUN | 0 | - | - | 3 | - | 60 | - | - | 2 |
| MIR | 3 | - | - | 9 | 0 | 13 | 3 | - | - |
| ALGERIEN | - | - | - | - | - | 7 | - | - | - |
| MAROKKO | - | - | - | 3 | - | 121 | - | - | - |
| DARUNTER: CAS | - | - | - | 3 | - | 115 | - | - | - |
| SENEGAL | - | - | - | - | - | 46 | - | - | - |
| DARUNTER: DKR | - | - | - | - | - | 46 | - | - | - |
| GHANA | - | - | - | 7 | - | - | - | - | - |
| NIGERIA | - | - | - | - | - | 70 | - | - | - |
| DARUNTER: LOS | - | - | - | - | - | 70 | - | - | - |
| KAMERUN | - | - | - | - | - | 12 | - | - | - |
| DARUNTER: DLA | - | - | - | - | - | 12 | - | - | - |
| ZAIRE | - | - | - | - | - | 19 | - | - | - |
| DARUNTER: FII | - | - | - | - | - | 19 | - | - | - |
| ANGOLA | - | - | - | - | - | 19 | - | - | - |
| SUDAN | - | - | - | - | - | 20 | - | - | - |
| DARUNTER: KRT | - | - | - | - | - | 20 | - | - | - |
| AETHIOPIEN | - | - | - | - | - | 58 | - | - | - |
| DARUNTER: ADD | - | - | - | - | - | 58 | - | - | - |
| KENIA | - | - | - | 4 | - | 487 | - | - | 3 |
| DARUNTER: NBO | - | - | - | 4 | - | 487 | - | - | 3 |
| TANSANIA | - | - | - | - | - | 487 | - | - | - |
| DARUNTER: DAR | - | - | - | - | - | 15 | - | - | - |
| SAMBIA | - | - | - | - | - | 15 | - | - | - |
| DARUNTER: LUN | - | - | - | - | - | 16 | - | - | - |
| SIMBABWE | - | - | - | - | - | 16 | - | - | - |
| DARUNTER: HRE | - | - | - | - | 57 | 89 | - | - | - |
| NAMIBIA | - | - | - | - | 57 | 89 | - | - | - |
| DARUNTER: WDH | - | - | - | - | - | 17 | - | - | - |
| MOSAMBIK | - | - | - | - | - | 17 | - | - | - |
| SESCHELLEN | - | - | - | - | - | 7 | - | - | - |
| MAURITIUS | - | - | - | - | - | 41 | - | - | 20 |
| DARUNTER: MRU | - | - | - | - | - | 41 | - | - | 20 |
| SUEDAFRIKA | - | - | - | - | - | 416 | - | - | - |
| DARUNTER: JNB | - | - | - | - | - | 416 | - | - | - |
| A F R I K A | 5 | - | - | 52 | 58 | 1 849 | 3 | - | 29 |
| KANADA | 34 | - | - | 3 | - | 1 520 | - | - | 67 |
| DARUNTER: YMQ | - | - | - | 3 | - | 101 | - | - | - |
| YTO | - | - | - | 2 | - | 760 | - | - | 67 |
| YVR | 34 | - | - | 0 | - | 525 | - | - | - |
| YYC | - | - | - | - | - | 126 | - | - | - |
| USA | 139 | - | - | 627 | 877 | 11 083 | 50 | - | 630 |
| DARUNTER: NYC | 77 | - | - | 197 | 670 | 3 044 | - | - | 262 |
| CHI | - | - | - | 130 | 0 | 1 857 | - | - | 125 |
| BOS | - | - | - | - | - | 435 | - | - | - |
| PHL | - | - | - | - | - | 239 | - | - | - |
| WAS | - | - | - | - | - | 320 | - | - | - |
| DET | - | - | - | - | - | 54 | - | - | - |
| PIT | - | - | - | - | - | 157 | - | - | - |
| CVG | - | - | - | - | - | 130 | - | - | - |
| ATL | 62 | - | - | - | 170 | 1 313 | 50 | - | 208 |
| CLT | - | - | - | - | - | 178 | - | - | - |
| MIA | - | - | - | 237 | - | 367 | - | - | 34 |
| SJU | - | - | - | - | - | 176 | - | - | - |
| ORL | - | - | - | - | - | 131 | - | - | - |
| DAL | - | - | - | - | - | 672 | - | - | - |
| HOU | - | - | - | - | - | 469 | - | - | - |
| SFO | - | - | - | 25 | - | 423 | - | - | - |
| LAX | - | - | - | 38 | 37 | 1 098 | - | - | - |
| MEXIKO | - | - | - | - | - | 197 | - | - | - |
| DARUNTER: MEX | - | - | - | - | - | 197 | - | - | - |
| KUBA | - | - | - | - | - | - | - | - | - |
| JAMAICA | - | - | - | 0 | - | - | - | - | - |
| DOMINIK. REP. | - | - | - | 0 | - | 4 | - | - | - |
| ANTIGUA-BARB. | - | - | - | - | - | 1 | - | - | - |
| BARBADOS | - | - | - | - | - | 0 | - | - | - |
| TRINID. U. TOB. | - | - | - | - | - | 1 | - | - | - |
| ST. LUCIA | - | - | - | - | - | 2 | - | - | - |
| KOLUMBIEN | - | - | - | - | - | 430 | - | - | - |
| DARUNTER: BOG | - | - | - | - | - | 430 | - | - | - |
| VENEZUELA | - | - | - | - | - | 27 | - | - | - |
| DARUNTER: CCS | - | - | - | - | - | 27 | - | - | - |
| BRASILIEN | - | - | - | - | - | 938 | - | - | - |
| DARUNTER: RIO | - | - | - | - | - | 403 | - | - | - |
| SAO | - | - | - | - | - | 535 | - | - | - |
| ECUADOR | - | - | - | - | - | 123 | - | - | - |
| DARUNTER: UIO | - | - | - | - | - | 123 | - | - | - |
| PERU | - | - | - | - | - | 124 | - | - | - |
| DARUNTER: LIM | - | - | - | - | - | 124 | - | - | - |
| BOLIVIEN | - | - | - | - | - | 15 | - | - | - |
| DARUNTER: LPB | - | - | - | - | - | 15 | - | - | - |
| PARAGUAY | - | - | - | - | - | 11 | - | - | - |
| DARUNTER: ASU | - | - | - | - | - | 11 | - | - | - |
| URUGUAY | - | - | - | - | - | 44 | - | - | - |

JUNI 1991

MIT GEBIETEN AUSSERHALB DES BUNDESGBIETES

IN TONNEN

| ZIELFLUGPLATZ | | | | | | | VON STRECKENHERKUNFTS- | |
|----------------------|-------|-----------------------|-----------------------|------------------|------------------|----------|------------------------|-------------------------|
| B E R L I N (TXL) | (SKF) | SAARBRUECKEN (SCN) | MUENSTER/OSN (FMO) | LEIPZIG (LEJ) | DRESDEN (DRS) | SONSTIGE | INSGESAMT | LAND BZW. --- FLUGPLATZ |
| 86 | - | - | 0 | - | - | - | 9 862 | AUSLADUNG |
| | | | | | | | | INSGESAMT |
| | | | | | | | | DARUNTER: EG-LAENDER |
| | 1 | - | - | - | - | - | 333 | ABGYPTEN |
| | 1 | - | - | - | - | - | 331 | DARUNTER: CAI |
| | - | - | - | - | - | - | 31 | LIBYEN |
| | - | - | - | - | - | - | 31 | DARUNTER: TIP |
| | 0 | - | - | - | - | - | 98 | TUNESIEN |
| | 0 | - | - | - | - | - | 66 | DARUNTER: TUN |
| | - | - | - | - | - | - | 30 | MIR |
| | - | - | - | - | - | - | 7 | ALGERIEN |
| | - | - | - | - | - | - | 124 | MAROKKO |
| | - | - | - | - | - | - | 118 | DARUNTER: CAS |
| | - | - | - | - | - | - | 46 | SENEGAL |
| | - | - | - | - | - | - | 46 | DARUNTER: DKR |
| | - | - | - | - | - | - | 7 | GHANA |
| | - | - | - | - | - | - | 70 | NIGERIA |
| | - | - | - | - | - | - | 70 | DARUNTER: LOS |
| | - | - | - | - | - | - | 12 | KAMERUN |
| | - | - | - | - | - | - | 12 | DARUNTER: DLA |
| | - | - | - | - | - | - | 19 | ZAIRE |
| | - | - | - | - | - | - | 19 | DARUNTER: FII |
| | 2 | - | - | - | - | - | 2 | ANGOLA |
| | - | - | - | - | - | - | 20 | SUDAN |
| | - | - | - | - | - | - | 20 | DARUNTER: KRT |
| | - | - | - | - | - | - | 58 | AETHIOPIEN |
| | - | - | - | - | - | - | 58 | DARUNTER: ADD |
| | - | - | - | - | - | - | 494 | KENIA |
| | - | - | - | - | - | - | 487 | DARUNTER: NBO |
| | - | - | - | - | - | - | 15 | TANSANIA |
| | - | - | - | - | - | - | 15 | DARUNTER: DAR |
| | - | - | - | - | - | - | 16 | SAMBIA |
| | - | - | - | - | - | - | 16 | DARUNTER: LUN |
| | - | - | - | - | - | - | 146 | SIMBAWE |
| | - | - | - | - | - | - | 146 | DARUNTER: HRE |
| | - | - | - | - | - | - | 17 | NAMIBIA |
| | - | - | - | - | - | - | 17 | DARUNTER: WDH |
| | 1 | - | - | - | - | - | 1 | MOSAMBIK |
| | - | - | - | - | - | - | 7 | SESCHELLEN |
| | - | - | - | - | - | - | 61 | MAURITIUS |
| | - | - | - | - | - | - | 61 | DARUNTER: MRU |
| | - | - | - | - | - | - | 416 | SUEDAFRIKA |
| | - | - | - | - | - | - | 416 | DARUNTER: JNB |
| | 4 | - | - | - | - | - | 2 001 | A F R I K A |
| | - | - | - | - | - | - | 1 623 | KANADA |
| | - | - | - | - | - | - | 101 | DARUNTER: YMQ |
| | - | - | - | - | - | - | 829 | YTO |
| | - | - | - | - | - | - | 559 | YVR |
| | - | - | - | - | - | - | 126 | YYC |
| 26 | - | - | - | - | - | - | 13 434 | USA |
| 7 | - | - | - | - | - | - | 4 256 | DARUNTER: NYC |
| | - | - | - | - | - | - | 2 113 | CHI |
| | - | - | - | - | - | - | 435 | BOS |
| | - | - | - | - | - | - | 239 | FIL |
| | - | - | - | - | - | - | 320 | MAS |
| | - | - | - | - | - | - | 54 | DET |
| | - | - | - | - | - | - | 157 | FIT |
| | - | - | - | - | - | - | 130 | CVG |
| 19 | - | - | - | - | - | - | 1 823 | ATL |
| | - | - | - | - | - | - | 178 | CLT |
| | - | - | - | - | - | - | 638 | MIA |
| | - | - | - | - | - | - | 176 | SJU |
| | - | - | - | - | - | - | 131 | ORL |
| | - | - | - | - | - | - | 672 | DAL |
| | - | - | - | - | - | - | 469 | HOU |
| | - | - | - | - | - | - | 448 | SFO |
| | - | - | - | - | - | - | 1 173 | LAX |
| | 2 | - | - | - | - | - | 197 | MEXIKO |
| | - | - | - | - | - | - | 197 | DARUNTER: MEX |
| | - | - | - | - | - | - | 2 | KUBA |
| | - | - | - | - | - | - | 0 | JAMAICA |
| | - | - | - | - | - | - | 5 | DOMINIK. REP. |
| | - | - | - | - | - | - | 1 | ANTIGUA-BARB. |
| | - | - | - | - | - | - | 0 | BARBADOS |
| | - | - | - | - | - | - | 1 | TRINID. U. TOB. |
| | - | - | - | - | - | - | 2 | ST. LUCIA |
| | - | - | - | - | - | - | 430 | KOLUMBIEN |
| | - | - | - | - | - | - | 430 | DARUNTER: BOG |
| | - | - | - | - | - | - | 27 | VENEZUELA |
| | - | - | - | - | - | - | 27 | DARUNTER: CCS |
| | - | - | - | - | - | - | 938 | BRASILLEN |
| | - | - | - | - | - | - | 403 | DARUNTER: RIO |
| | - | - | - | - | - | - | 535 | SAO |
| | - | - | - | - | - | - | 123 | ECUADOR |
| | - | - | - | - | - | - | 123 | DARUNTER: UIO |
| | - | - | - | - | - | - | 124 | PERU |
| | - | - | - | - | - | - | 124 | DARUNTER: LIM |
| | - | - | - | - | - | - | 15 | BOLIVIEN |
| | - | - | - | - | - | - | 15 | DARUNTER: LPB |
| | - | - | - | - | - | - | 11 | PARAGUAY |
| | - | - | - | - | - | - | 11 | DARUNTER: ASU |
| | - | - | - | - | - | - | 44 | URUGUAY |

6 GÜTERVERKEHR
 6. 2 VERFLECHTUNG IM VERKEHR
 6. 2. 2 AUSLADUNG

| VON STRECKENHERKUNFTS- LAND BZW. ---FLUGPLATZ | NACH STRECKEN | | | | | | | | |
|--|------------------|-------------------|-----------------|----------------------|---------------------|--------------------|--------------------|--------------------|-------------------|
| | HAMBURG (HAM) | HANNOVER (HAJ) | BREMEN (BRE) | DUESSELDORF (DUS) | KOELN/BONN (CGN) | FRANKFURT (FRA) | STUTTGART (STR) | NUERNBERG (NUE) | MUENCHEN (MUC) |
| AUSLADUNG | | | | | | | | | |
| INSGESAMT | | | | | | | | | |
| DARUNTER: MVD | - | - | - | - | - | 44 | - | - | - |
| ARGENTINIEN | - | - | - | - | - | 88 | - | - | - |
| DARUNTER: BUE | - | - | - | - | - | 88 | - | - | - |
| CHILE | - | - | - | - | - | 95 | - | - | - |
| DARUNTER: SCL | - | - | - | - | - | 95 | - | - | - |
| A M E R I K A | 173 | - | - | 631 | 877 | 14 704 | 50 | - | 696 |
| LIBANON | - | - | - | - | - | 12 | - | - | - |
| DARUNTER: BEY | - | - | - | - | - | 12 | - | - | - |
| ISRAEL | - | - | - | - | 1 149 | 448 | - | - | 38 |
| DARUNTER: TLV | - | - | - | - | 1 149 | 448 | - | - | 38 |
| JORDANIEN | - | - | - | - | - | 48 | - | - | - |
| DARUNTER: AMM | - | - | - | - | - | 48 | - | - | - |
| SYRIEN | - | - | - | - | - | 32 | - | - | 2 |
| DARUNTER: DAM | - | - | - | - | - | 32 | - | - | 2 |
| IRAN | - | - | - | - | - | 261 | - | - | - |
| DARUNTER: THR | - | - | - | - | - | 261 | - | - | - |
| BAHRAIN | - | - | - | - | - | 89 | - | - | - |
| DARUNTER: BAH | - | - | - | - | - | 89 | - | - | - |
| KATAR | - | - | - | - | - | 22 | - | - | - |
| DARUNTER: DOH | - | - | - | - | - | 22 | - | - | - |
| SAUDI-ARAB. | - | - | - | - | - | 96 | - | - | - |
| DARUNTER: JED | - | - | - | - | - | 72 | - | - | - |
| JEMEN | - | - | - | - | - | 24 | - | - | - |
| DARUNTER: RUH | - | - | - | - | - | 9 | - | - | - |
| V. A. EMIRATE | - | - | - | - | 32 | 759 | - | - | 5 |
| DARUNTER: DXB | - | - | - | - | 32 | 684 | - | - | - |
| PAKISTAN | - | - | - | - | - | 72 | - | - | - |
| DARUNTER: AUH | - | - | - | - | - | 72 | - | - | - |
| PAKISTAN | - | - | - | - | 207 | 531 | - | - | - |
| DARUNTER: KHI | - | - | - | - | 207 | 473 | - | - | - |
| ISB | - | - | - | - | - | 15 | - | - | - |
| LHE | - | - | - | - | - | 42 | - | - | - |
| INDIEN | - | - | - | - | - | 2 937 | - | - | - |
| DARUNTER: DEL | - | - | - | - | - | 1 737 | - | - | - |
| BOM | - | - | - | - | - | 818 | - | - | - |
| MAA | - | - | - | - | - | 207 | - | - | - |
| BLR | - | - | - | - | - | 175 | - | - | - |
| NEPAL | - | - | - | - | - | 96 | - | - | - |
| DARUNTER: KTM | - | - | - | - | - | 96 | - | - | - |
| SRI LANKA | - | - | - | - | - | 39 | - | - | 36 |
| DARUNTER: CMB | - | - | - | - | - | 39 | - | - | 36 |
| THAILAND | - | - | - | 11 | - | 820 | - | - | 60 |
| DARUNTER: BKK | - | - | - | 11 | - | 820 | - | - | 60 |
| VIETNAM | - | - | - | - | - | 50 | - | - | - |
| DARUNTER: SGN | - | - | - | - | - | 50 | - | - | - |
| MALAYSIA | - | - | - | - | - | 306 | - | - | - |
| DARUNTER: KUL | - | - | - | - | - | 306 | - | - | - |
| SINGAPUR | - | - | - | - | - | 518 | - | - | - |
| DARUNTER: SIN | - | - | - | - | - | 518 | - | - | - |
| BRUNEI | - | - | - | - | - | 10 | - | - | - |
| DARUNTER: BWN | - | - | - | - | - | 10 | - | - | - |
| INDONESIEN | - | - | - | - | - | 316 | - | - | - |
| DARUNTER: JKT | - | - | - | - | - | 231 | - | - | - |
| DPS | - | - | - | - | - | 85 | - | - | - |
| PHILIPPINEN | - | - | - | - | - | 268 | - | - | - |
| DARUNTER: MNL | - | - | - | - | - | 268 | - | - | - |
| HONGKONG (BRIT) | - | - | - | - | 377 | 2 599 | - | - | - |
| DARUNTER: HKG | - | - | - | - | 377 | 2 599 | - | - | - |
| JAPAN | - | - | - | 35 | 83 | 2 076 | - | - | - |
| DARUNTER: TYO | - | - | - | 35 | 83 | 1 961 | - | - | - |
| OSA | - | - | - | - | - | 115 | - | - | - |
| KOREA REP. | - | - | - | - | 91 | 1 222 | - | - | - |
| DARUNTER: SEL | - | - | - | - | 91 | 1 222 | - | - | - |
| KOREA DEM. VR | - | - | - | - | - | - | - | - | - |
| DARUNTER: FNJ | - | - | - | - | - | - | - | - | - |
| CHINA | - | - | - | - | - | 297 | - | - | - |
| DARUNTER: PEK | - | - | - | - | - | 297 | - | - | - |
| A S I E N | - | - | - | 46 | 1 939 | 13 861 | - | - | 141 |
| AUSTRALIEN | - | - | - | - | - | 319 | - | - | - |
| DARUNTER: SYD | - | - | - | - | - | 210 | - | - | - |
| NEB | - | - | - | - | - | 110 | - | - | - |
| NEUSEELAND | - | - | - | - | - | 51 | - | - | - |
| DARUNTER: AKL | - | - | - | - | - | 51 | - | - | - |
| AUSTRALIEN/OZEANIEN | - | - | - | - | - | 370 | - | - | - |
| I N S G E S A M T | 612 | 101 | 18 | 1 338 | 6 223 | 38 941 | 340 | 187 | 1 506 |

JUNI 1991
 MIT GEBIETEN AUSSERHALB DES BUNDESGBIETES
 IN TONNEN

| ZIELFLUGPLATZ | | | | | | | VON STRECKENHERKUNFTS- | |
|----------------------|-------|-----------------------|-----------------------|------------------|------------------|----------|------------------------|-------------------------|
| B E R L I N (TXL) | (SXF) | SAARBRUECKEN (SCN) | MUENSTER/OSN (FMO) | LEIPZIG (LEJ) | DRESDEN (DRS) | SONSTIGE | INSGESAMT | LAND BZW. --- FLUGPLATZ |
| - | - | - | - | - | - | - | 44 | AUSLADUNG |
| - | - | - | - | - | - | - | 88 | DARUNTER: MVD |
| - | - | - | - | - | - | - | 88 | ARGENTINIEN |
| - | - | - | - | - | - | - | 95 | DARUNTER: BUE |
| - | - | - | - | - | - | - | 95 | CHILE |
| - | - | - | - | - | - | - | 95 | DARUNTER: SCL |
| 26 | 2 | - | - | - | - | - | 17 160 | A M E R I K A |
| - | 0 | - | - | - | - | - | 13 | LIBANON |
| - | 0 | - | - | - | - | - | 13 | DARUNTER: BEY |
| - | 6 | - | - | - | - | - | 1 642 | ISRAEL |
| - | 6 | - | - | - | - | - | 1 642 | DARUNTER: TLV |
| - | - | - | - | - | - | - | 48 | JORDANIEN |
| - | - | - | - | - | - | - | 48 | DARUNTER: AMM |
| - | 7 | - | - | - | - | - | 40 | SYRIEN |
| - | 7 | - | - | - | - | - | 40 | DARUNTER: DAM |
| - | - | - | - | - | - | - | 261 | IRAN |
| - | - | - | - | - | - | - | 261 | DARUNTER: THR |
| - | - | - | - | - | - | - | 89 | BAHRAIN |
| - | - | - | - | - | - | - | 89 | DARUNTER: BAH |
| - | - | - | - | - | - | - | 22 | KATAR |
| - | - | - | - | - | - | - | 22 | DARUNTER: DOH |
| - | - | - | - | - | - | - | 96 | SAUDI-ARAB. |
| - | - | - | - | - | - | - | 72 | DARUNTER: JED |
| - | - | - | - | - | - | - | 24 | RUE |
| - | - | - | - | - | - | - | 9 | JEMEN |
| - | - | - | - | - | - | - | 796 | V. A. EMIRATE |
| - | - | - | - | - | - | - | 715 | DARUNTER: DXB |
| - | - | - | - | - | - | - | 72 | AUE |
| - | - | - | - | - | - | - | 738 | PAKISTAN |
| - | - | - | - | - | - | - | 681 | DARUNTER: KHI |
| - | - | - | - | - | - | - | 15 | ISB |
| - | - | - | - | - | - | - | 42 | LHE |
| - | - | - | - | - | - | - | 2 937 | INDIEN |
| - | - | - | - | - | - | - | 1 737 | DARUNTER: DEL |
| - | - | - | - | - | - | - | 818 | BOM |
| - | - | - | - | - | - | - | 207 | MAA |
| - | - | - | - | - | - | - | 175 | BLR |
| - | - | - | - | - | - | - | 96 | NEPAL |
| - | - | - | - | - | - | - | 96 | DARUNTER: KTM |
| - | - | - | - | - | - | - | 75 | SRI LANKA |
| - | - | - | - | - | - | - | 75 | DARUNTER: CMB |
| - | - | - | - | - | - | - | 891 | THAILAND |
| - | - | - | - | - | - | - | 891 | DARUNTER: BKK |
| - | - | - | - | - | - | - | 50 | VIETNAM |
| - | - | - | - | - | - | - | 50 | DARUNTER: SGN |
| - | - | - | - | - | - | - | 306 | MALAYSIA |
| - | - | - | - | - | - | - | 306 | DARUNTER: KUL |
| - | 16 | - | - | - | - | - | 534 | SINGAPUR |
| - | 16 | - | - | - | - | - | 534 | DARUNTER: SIN |
| - | - | - | - | - | - | - | 10 | BRUNEI |
| - | - | - | - | - | - | - | 10 | DARUNTER: BWN |
| - | - | - | - | - | - | - | 316 | INDONESIEN |
| - | - | - | - | - | - | - | 231 | DARUNTER: JKT |
| - | - | - | - | - | - | - | 85 | DPS |
| - | - | - | - | - | - | - | 268 | PHILIPPINEN |
| - | - | - | - | - | - | - | 268 | DARUNTER: MNL |
| - | - | - | - | - | - | - | 2 976 | HONGKONG (BRIT) |
| - | - | - | - | - | - | - | 2 976 | DARUNTER: HKG |
| - | - | - | - | - | - | - | 2 194 | JAPAN |
| - | - | - | - | - | - | - | 2 079 | DARUNTER: TYO |
| - | - | - | - | - | - | - | 115 | OSA |
| - | - | - | - | - | - | - | 1 313 | KOREA REP. |
| - | - | - | - | - | - | - | 1 313 | DARUNTER: SEL |
| - | 28 | - | - | - | - | - | 28 | KOREA DEM. VR |
| - | 28 | - | - | - | - | - | 28 | DARUNTER: PNJ |
| - | 0 | - | - | - | - | - | 297 | CHINA |
| - | 0 | - | - | - | - | - | 297 | DARUNTER: PEK |
| - | 57 | - | - | - | - | - | 16 045 | A S I E N |
| - | - | - | - | - | - | - | 319 | AUSTRALIEN |
| - | - | - | - | - | - | - | 210 | DARUNTER: SYD |
| - | - | - | - | - | - | - | 110 | MEB |
| - | - | - | - | - | - | - | 51 | NEUSEELAND |
| - | - | - | - | - | - | - | 51 | DARUNTER: AKL |
| - | - | - | - | - | - | - | 370 | AUSTRALIEN/OZEANIEN |
| 139 | 224 | - | 0 | 0 | 0 | - | 49 629 | I N S G E S A M T |

6 QUETERVERKEHR

 6. 2 VERFLECHTUNG IM VERKEHR

 6. 2. 3 VERSAND

| NACH ENDZIELLAND BZW. ---FLUGPLATZ | VON HERKUNFTS | | | | | | | | | |
|---------------------------------------|------------------|-------------------|-----------------|----------------------|---------------------|--------------------|--------------------|--------------------|-------------------|--|
| | HAMBURG (HAM) | HANNOVER (HAJ) | BREMEN (BRE) | DUESSELDORF (DUS) | KOELN/BONN (CGN) | FRANKFURT (FRA) | STUTTGART (STR) | NUERNBERG (NUE) | MUENCHEN (MUC) | |
| VERSAND | | | | | | | | | | |
| INSGESAMT | | | | | | | | | | |
| FINNLAND | 31 | 0 | 1 | 54 | 8 | 179 | 17 | 0 | 10 | |
| DARUNTER: HEL | 30 | 0 | 0 | 43 | 8 | 142 | 10 | 0 | 8 | |
| TMP | 0 | 0 | 0 | 2 | 0 | 6 | 1 | 0 | 0 | |
| TKU | 0 | 0 | 0 | 4 | 0 | 8 | 4 | 0 | 0 | |
| *FI | 0 | 0 | 0 | 3 | - | 13 | 0 | 0 | 0 | |
| SCHWEDEN | 16 | 2 | 0 | 28 | 390 | 154 | 15 | 0 | 19 | |
| DARUNTER: STO | 14 | 0 | 0 | 10 | 101 | 82 | 2 | 0 | 10 | |
| MMA | 0 | 0 | 0 | 3 | 4 | 4 | 3 | 0 | 3 | |
| GOT | 1 | 1 | 0 | 11 | 245 | 59 | 5 | 0 | 3 | |
| *SE | 0 | 0 | 0 | 3 | 40 | 3 | 2 | 0 | 1 | |
| NORWEGEN | 17 | 2 | 0 | 18 | 2 | 55 | 6 | 0 | 11 | |
| DARUNTER: OSL | 14 | 1 | 0 | 13 | 2 | 47 | 3 | 0 | 8 | |
| DAENEMARK | 7 | 0 | 0 | 8 | 335 | 71 | 6 | 0 | 9 | |
| DARUNTER: CPH | 7 | 0 | 0 | 6 | 166 | 65 | 4 | 0 | 8 | |
| BLL | 0 | - | - | 0 | 163 | 3 | 0 | 0 | 0 | |
| *DK | 0 | 0 | 0 | 0 | 5 | 1 | 1 | 0 | 0 | |
| GR BRITANNIEN | 79 | 12 | 5 | 190 | 1 220 | 383 | 43 | 25 | 115 | |
| DARUNTER: LON | 60 | 8 | 5 | 34 | 595 | 229 | 28 | 18 | 79 | |
| BHX | 1 | 0 | 0 | 22 | 192 | 35 | 5 | 0 | 4 | |
| MAN | 11 | 2 | 0 | 23 | 0 | 93 | 3 | 3 | 4 | |
| LPL | 0 | - | 0 | 27 | 172 | 0 | 0 | 0 | 0 | |
| GLA | 0 | 0 | 0 | 9 | 0 | 8 | 3 | 0 | 2 | |
| BFS | 0 | 0 | 0 | 1 | 0 | 5 | 0 | 2 | 0 | |
| *GB | 2 | 0 | 0 | 70 | 261 | 2 | 0 | 0 | 22 | |
| IRLAND | 4 | 0 | 0 | 20 | 26 | 73 | 1 | 0 | 3 | |
| DARUNTER: DUB | 2 | 0 | 0 | 18 | 26 | 64 | 0 | 0 | 2 | |
| ISLAND | 3 | 0 | 0 | 2 | 0 | 10 | 2 | 0 | 1 | |
| DARUNTER: REK | 3 | 0 | 0 | 2 | 0 | 10 | 2 | 0 | 1 | |
| NIEDERLANDE | 10 | 2 | 0 | 0 | 0 | 15 | 17 | 0 | 10 | |
| DARUNTER: AMS | 8 | 2 | 0 | 0 | 0 | 15 | 0 | 0 | 9 | |
| MST | - | - | - | - | - | - | 16 | - | - | |
| BELGIEN | 65 | 2 | 0 | 0 | 0 | 230 | 39 | 94 | 50 | |
| DARUNTER: BRU | 64 | 2 | 0 | 0 | 0 | 230 | 38 | 94 | 49 | |
| LUXEMBURG | 0 | - | - | 0 | 0 | 2 | - | - | 0 | |
| FRANKREICH | 21 | 2 | 2 | 8 | 312 | 77 | 9 | 1 | 57 | |
| DARUNTER: PAR | 13 | 1 | 1 | 6 | 310 | 58 | 7 | 0 | 51 | |
| NCE | 3 | 0 | 0 | 0 | - | 6 | 0 | - | 2 | |
| SPANIEN | 71 | 5 | 2 | 39 | 471 | 850 | 24 | 9 | 87 | |
| DARUNTER: MAD | 14 | 1 | 0 | 12 | 0 | 375 | 8 | 5 | 32 | |
| BCN | 10 | 1 | 0 | 16 | 43 | 283 | 7 | 0 | 21 | |
| VLC | 2 | 0 | 0 | 2 | 232 | 8 | 0 | 4 | 0 | |
| AGP | 4 | - | 0 | 0 | 0 | 19 | 0 | - | 3 | |
| *E1 | 2 | 0 | 0 | 2 | 193 | 0 | 0 | 0 | 0 | |
| PMI | 23 | 0 | 0 | 1 | 2 | 85 | 1 | 0 | 9 | |
| LPA | 7 | 0 | 0 | 0 | 0 | 44 | 3 | - | 10 | |
| TCI | 4 | 1 | 0 | 1 | 0 | 25 | 3 | 0 | 4 | |
| PORTUGAL | 22 | 3 | 1 | 37 | 2 | 142 | 8 | 6 | 26 | |
| DARUNTER: LIS | 14 | 2 | 0 | 32 | 1 | 93 | 4 | 5 | 18 | |
| OPO | 6 | 2 | 0 | 4 | 1 | 45 | 4 | 2 | 8 | |
| MALTA | 4 | 0 | 0 | 6 | 0 | 66 | 0 | 0 | 24 | |
| DARUNTER: MLA | 4 | 0 | 0 | 6 | 0 | 66 | 0 | 0 | 24 | |
| GIBRALT (BRIT) | 0 | - | - | 0 | 0 | 0 | 0 | - | 0 | |
| SCHWEIZ | 14 | 1 | 0 | 19 | 197 | 92 | 6 | 0 | 19 | |
| DARUNTER: ZRH | 11 | 0 | 0 | 16 | 0 | 72 | 5 | 0 | 14 | |
| GVA | 0 | 0 | - | 2 | 2 | 17 | 0 | 0 | 4 | |
| BSL | 0 | 0 | - | 0 | 194 | 2 | 0 | 0 | 0 | |
| OESTERREICH | 20 | 2 | 0 | 44 | 173 | 157 | 8 | 0 | 15 | |
| DARUNTER: VIE | 19 | 1 | 0 | 36 | 38 | 127 | 7 | 0 | 13 | |
| LNZ | 0 | 0 | 0 | 6 | 135 | 10 | 0 | - | 0 | |
| GRZ | 0 | 0 | 0 | 0 | 0 | 10 | 0 | - | 0 | |
| ITALIEN | 29 | 2 | 2 | 69 | 284 | 253 | 13 | 10 | 41 | |
| DARUNTER: ROM | 10 | 0 | 0 | 4 | 2 | 63 | 3 | 0 | 27 | |
| NPL | 10 | 0 | 0 | 58 | 0 | 128 | 5 | 1 | 7 | |
| VCE | 1 | 0 | 0 | 0 | 0 | 10 | 0 | 0 | 0 | |
| TRN | 2 | 0 | 0 | 2 | 0 | 16 | 1 | 0 | 0 | |
| GOA | 2 | 0 | 0 | 0 | 236 | 6 | 1 | 0 | 0 | |
| NAP | 2 | 0 | 0 | 1 | 0 | 8 | 0 | 0 | 2 | |
| *IT | 0 | - | - | 0 | 43 | 0 | 0 | 8 | 0 | |
| GRIECHENLAND | 26 | 3 | 5 | 39 | 6 | 412 | 65 | 6 | 35 | |
| DARUNTER: ATH | 25 | 2 | 5 | 34 | 4 | 385 | 58 | 4 | 28 | |
| SKG | 0 | 1 | 0 | 5 | 0 | 15 | 6 | 0 | 4 | |
| TUERKEI | 26 | 4 | 1 | 22 | 26 | 251 | 17 | 1 | 28 | |
| DARUNTER: ANK | 5 | 1 | 0 | 3 | 5 | 56 | 2 | 0 | 3 | |
| IST | 19 | 2 | 1 | 18 | 21 | 178 | 14 | 0 | 21 | |
| IZM | 0 | 1 | 0 | 1 | 0 | 12 | 0 | 0 | 0 | |
| ZYPERN | 3 | 0 | 0 | 1 | 0 | 37 | 0 | 0 | 2 | |
| DARUNTER: LCA | 3 | 0 | 0 | 0 | 0 | 34 | 0 | 0 | 2 | |
| JUGOSLAWIEN | 7 | 2 | 0 | 15 | 1 | 90 | 3 | 2 | 15 | |
| DARUNTER: BEG | 3 | 0 | 0 | 4 | 0 | 45 | 0 | 0 | 10 | |
| ZAG | 1 | 0 | 0 | 10 | 0 | 22 | 0 | 0 | 2 | |
| LJU | 0 | - | - | 0 | 0 | 12 | 0 | 0 | 2 | |
| *YU | 0 | 0 | 0 | 0 | 0 | 8 | 0 | 0 | 0 | |
| UNGARN | 8 | 0 | 0 | 9 | 0 | 75 | 2 | 0 | 14 | |
| DARUNTER: BUD | 8 | 0 | 0 | 9 | 0 | 75 | 2 | 0 | 14 | |
| ALBANIEN | 0 | 0 | - | 0 | 0 | 0 | 0 | - | 0 | |
| TSSCHECHOSLOW | 6 | 0 | 0 | 2 | 0 | 30 | 0 | 0 | 2 | |
| DARUNTER: PRG | 6 | 0 | 0 | 2 | 0 | 28 | 0 | 0 | 1 | |
| RUMAENIEN | 0 | 0 | 0 | 4 | 0 | 24 | 0 | 2 | 2 | |
| DARUNTER: BUH | 0 | 0 | 0 | 4 | 0 | 24 | 0 | 2 | 2 | |
| BULGARIEN | 2 | 0 | 0 | 1 | 0 | 37 | 0 | 0 | 3 | |
| DARUNTER: SOF | 2 | 0 | 0 | 1 | 0 | 37 | 0 | 2 | 3 | |
| POLEN | 8 | 0 | 0 | 33 | 3 | 73 | 0 | 0 | 4 | |
| DARUNTER: WAW | 7 | 0 | 0 | 33 | 3 | 70 | 0 | 0 | 3 | |
| SOWJETUNION | 17 | 6 | 0 | 10 | 209 | 134 | 3 | 0 | 17 | |
| DARUNTER: MOW | 7 | 6 | 0 | 8 | 90 | 115 | 2 | 0 | 17 | |

JUNI 1991

MIT GEBIETEN AUSSERHALB DES BUNDESGBIETES

IN TONNEN

| FLUGPLATZ | | | | | | | NACH ENDZIELLAND | |
|-----------|-------|--------------|--------------|---------|---------|----------|------------------|-------------------|
| BERLIN | | SAARBRUECKEN | MUENSTER/OSN | LEIPZIG | DRESDEN | SONSTIGE | INSGESAMT | BZW. -- FLUGPLATZ |
| (TXL) | (SXF) | (SCN) | (FMO) | (LEJ) | (DRS) | | | |
| | | | | | | | | VERSAND |
| | | | | | | | | ----- |
| | | | | | | | | INSGESAMT |
| | | | | | | | | ----- |
| 2 | - | 0 | 0 | 0 | 0 | 0 | 304 | FINNLAND |
| 2 | - | 0 | 0 | 0 | 0 | 0 | 246 | DARUNTER: HEL |
| 0 | - | - | - | - | - | - | 10 | TMP |
| - | - | - | - | - | - | - | 18 | TKU |
| - | - | - | - | - | - | - | 17 | *FI |
| 1 | - | - | 0 | - | - | 0 | 628 | SCHWEDEN |
| 0 | - | - | 0 | - | - | 0 | 222 | DARUNTER: STO |
| 0 | - | - | 0 | - | - | - | 18 | NMA |
| 0 | - | - | 0 | - | - | - | 327 | GOT |
| 0 | - | - | 0 | - | - | - | 49 | *SE |
| 0 | - | - | 0 | 0 | - | 0 | 111 | NORWEGEN |
| 0 | - | - | 0 | 0 | - | 0 | 89 | DARUNTER: OSL |
| 0 | - | - | - | - | - | - | 437 | DAENEMARK |
| 0 | - | - | - | - | - | - | 257 | DARUNTER: CPH |
| 0 | - | - | - | - | - | - | 167 | BLL |
| 0 | - | - | - | - | - | - | 10 | *DK |
| 22 | 0 | 0 | 0 | 0 | 0 | 5 | 2 102 | GR BRITANNIEN |
| 21 | 0 | 0 | 0 | 0 | 0 | 5 | 1 083 | DARUNTER: LON |
| 0 | - | - | 0 | - | - | 0 | 262 | BHX |
| 0 | - | - | 0 | - | - | 0 | 140 | MAN |
| 0 | - | 0 | 0 | - | - | - | 201 | LFL |
| 0 | - | - | 0 | - | - | - | 24 | GLA |
| 0 | - | - | - | - | - | - | 10 | BFS |
| 0 | - | - | 0 | - | - | - | 358 | *GB |
| 0 | - | - | - | 0 | - | - | 128 | IRLAND |
| 0 | - | - | - | 0 | - | - | 114 | DARUNTER: DUB |
| 0 | - | - | 1 | - | - | 0 | 19 | ISLAND |
| 0 | - | - | 1 | - | - | 0 | 19 | DARUNTER: REK |
| 0 | - | - | 0 | 0 | 0 | 0 | 55 | NIEDERLANDE |
| 0 | - | - | 0 | 0 | 0 | 0 | 36 | DARUNTER: AMS |
| 0 | - | - | - | - | - | - | 16 | MST |
| 0 | - | - | - | - | 0 | 0 | 481 | BELGIEN |
| 0 | - | - | - | - | 0 | 0 | 479 | DARUNTER: BRU |
| 0 | - | - | 0 | - | - | - | 4 | LUXEMBURG |
| 10 | - | - | 1 | 0 | 0 | 0 | 500 | FRANKREICH |
| 10 | - | - | 1 | - | 0 | 0 | 461 | DARUNTER: PAR |
| 0 | - | - | - | - | - | - | 12 | NCE |
| 2 | - | 0 | 3 | 0 | 0 | 0 | 1 564 | SPANIEN |
| 1 | - | - | 1 | - | 0 | 0 | 450 | DARUNTER: MAD |
| 0 | - | - | 0 | - | - | 0 | 383 | BCN |
| 0 | - | - | 0 | - | - | - | 249 | VLC |
| 0 | - | - | - | - | - | - | 27 | AGP |
| 0 | - | - | 0 | - | - | - | 199 | *E1 |
| 0 | - | 0 | - | - | - | 0 | 123 | PMI |
| 0 | - | - | 0 | - | - | - | 66 | LPA |
| 0 | - | - | - | - | - | - | 38 | TCI |
| 0 | - | - | 0 | - | - | - | 249 | PORTUGAL |
| 0 | - | - | 0 | - | - | - | 170 | DARUNTER: LIS |
| 0 | - | - | 0 | - | - | - | 72 | OPO |
| 0 | 1 | - | 0 | - | - | - | 104 | MALTA |
| 0 | 1 | - | 0 | - | - | - | 104 | DARUNTER: MLA |
| - | - | - | - | - | - | - | 1 | GIBRALT (BRIT) |
| 3 | - | 0 | 0 | 0 | 0 | 0 | 351 | SCHWEIZ |
| 2 | - | - | 0 | 0 | 0 | - | 123 | DARUNTER: ZRH |
| 0 | - | - | 0 | - | - | - | 27 | GVA |
| 0 | - | - | - | - | - | - | 199 | BSL |
| 4 | 0 | - | 0 | 0 | - | 0 | 424 | OESTERREICH |
| 3 | 0 | - | 0 | 0 | - | - | 246 | DARUNTER: VIE |
| 0 | - | - | - | - | - | 0 | 152 | LNZ |
| 0 | - | - | - | - | - | - | 13 | GRZ |
| 4 | - | - | 0 | 0 | 0 | 0 | 706 | ITALIEN |
| 0 | - | - | 0 | - | 0 | 0 | 109 | DARUNTER: ROM |
| 2 | - | - | 0 | 0 | 0 | 0 | 212 | MIL |
| 0 | - | - | 0 | - | 0 | - | 13 | VCE |
| 0 | - | - | - | - | - | - | 21 | TRN |
| 0 | - | - | 0 | - | - | 0 | 246 | GOA |
| 0 | - | - | - | - | - | 0 | 14 | NAP |
| - | - | - | - | - | - | - | 52 | *IT |
| 2 | 0 | 6 | 0 | 0 | - | 0 | 607 | GRIECHENLAND |
| 2 | 0 | 6 | 0 | 0 | - | 0 | 555 | DARUNTER: ATH |
| 0 | - | - | - | - | - | 0 | 33 | SKG |
| 5 | - | - | 0 | 0 | 0 | 0 | 382 | TUERKEI |
| 2 | - | - | 0 | 0 | - | 0 | 78 | DARUNTER: ANK |
| 2 | - | - | 0 | 0 | 0 | 0 | 278 | IST |
| 0 | - | - | 0 | - | - | - | 18 | IZM |
| 0 | 0 | 0 | 0 | - | 0 | - | 47 | ZYPERN |
| 0 | 0 | 0 | 0 | - | 0 | - | 42 | DARUNTER: LCA |
| 1 | 0 | - | 0 | 0 | - | 0 | 137 | JUGOSLANIEN |
| 0 | 0 | - | 0 | 0 | - | - | 66 | DARUNTER: BEG |
| 0 | 0 | - | 0 | 0 | - | - | 38 | ZAG |
| 0 | 0 | - | 0 | - | - | - | 15 | LJU |
| 0 | 0 | - | 0 | - | - | - | 13 | *YU |
| 3 | 0 | - | 0 | 0 | - | 0 | 114 | UNGARN |
| 3 | 0 | - | 0 | 0 | - | 0 | 114 | DARUNTER: BUD |
| - | 0 | 0 | - | - | - | - | 1 | ALBANIEN |
| 0 | 3 | - | 0 | - | - | 0 | 47 | TSCHESCHOSLOW |
| 0 | 3 | - | 0 | - | - | - | 43 | DARUNTER: PRG |
| 0 | 0 | - | 0 | - | - | - | 34 | RUMAENIEN |
| 0 | 0 | - | 0 | - | - | - | 34 | DARUNTER: BUH |
| 0 | 1 | - | 0 | 0 | 0 | - | 50 | BULGARIEN |
| 0 | 0 | - | 0 | 0 | - | - | 49 | DARUNTER: SOF |
| 0 | 0 | - | 0 | - | 0 | - | 124 | POLEN |
| 0 | 0 | - | - | - | 0 | - | 118 | DARUNTER: WAW |
| 1 | 56 | - | - | 0 | 0 | 0 | 454 | SOWJETUNION |
| 1 | 37 | - | - | 0 | 0 | 0 | 283 | DARUNTER: MOW |

6 GÜTERVERKEHR
 6. 2 VERFLECHTUNG IM VERKEHR
 6. 2. 3 VERSAND

| NACH ENDZIELLAND BZW. --- FLUGPLATZ | VON HERKUNFTS | | | | | | | | | |
|--|------------------|-------------------|-----------------|----------------------|---------------------|--------------------|--------------------|--------------------|-------------------|---|
| | HAMBURG (HAM) | HANNOVER (HAJ) | BREMEN (BRE) | DUESSELDORF (DUS) | KOELN/BONN (CGN) | FRANKFURT (FRA) | STUTTGART (STR) | NUERNBERG (NUE) | MUENCHEN (MUC) | |
| VERSAND | | | | | | | | | | |
| INSGESAMT | | | | | | | | | | |
| LED | 1 | 0 | 0 | 0 | 0 | 7 | 0 | - | 0 | 0 |
| *SU | 9 | - | - | - | 119 | 8 | 0 | 0 | 0 | 0 |
| E U R O P A | 516 | 56 | 25 | 682 | 3 670 | 3 971 | 306 | 164 | 619 | |
| DARUNTER: EG-LAENDER | 334 | 33 | 18 | 411 | 2 657 | 2 508 | 224 | 153 | 435 | |
| AEGYPTEN | 9 | 4 | 0 | 8 | 0 | 188 | 3 | 0 | 9 | |
| DARUNTER:CAI | 9 | 4 | 0 | 8 | 0 | 187 | 3 | 0 | 9 | |
| LIBYEN | 2 | 1 | 0 | 5 | 0 | 103 | 2 | 0 | 4 | |
| DARUNTER:TIP | 2 | 1 | 0 | 5 | 0 | 97 | 2 | 0 | 4 | |
| TUNESIEN | 3 | 1 | 0 | 11 | 2 | 79 | 2 | 0 | 7 | |
| DARUNTER:TUN | 3 | 0 | 0 | 8 | 2 | 69 | 1 | 0 | 7 | |
| MIR | 0 | - | 0 | 3 | 0 | 9 | 0 | - | 0 | |
| ALGERIEN | 2 | 0 | 0 | 2 | 0 | 144 | 2 | 0 | 4 | |
| DARUNTER:ALG | 2 | 0 | 0 | 0 | 0 | 109 | 2 | 0 | 2 | |
| ORN | - | - | 0 | 0 | - | 16 | 0 | - | 2 | |
| CZL | 0 | - | - | 0 | - | 17 | 0 | - | 0 | |
| MAROKKO | 3 | 0 | 0 | 2 | 0 | 56 | 2 | 0 | 1 | |
| DARUNTER:CAS | 3 | 0 | 0 | 2 | 0 | 51 | 2 | 0 | 0 | |
| MALI | 0 | 0 | - | - | - | 0 | 0 | - | 0 | |
| KAP VERDE | 3 | - | - | - | - | 0 | - | - | - | |
| SENEGAL | 0 | - | 0 | 2 | 0 | 7 | 0 | - | 0 | |
| DARUNTER:DKR | 0 | - | 0 | 2 | 0 | 7 | 0 | - | 0 | |
| GAMBIA | 0 | - | 0 | 0 | - | 0 | 0 | - | 0 | |
| ELFENB. KUESTE | 0 | - | - | 0 | 0 | 1 | 0 | - | 0 | |
| BURKINA FASO | 0 | - | - | - | 0 | 0 | - | - | 0 | |
| NIGER | 0 | - | - | - | - | 0 | - | - | 0 | |
| GHANA | 0 | 0 | 0 | 18 | - | 2 | 0 | 0 | 0 | |
| DARUNTER:ACC | 0 | 0 | 0 | 18 | - | 2 | 0 | 0 | 0 | |
| TOGO | - | - | - | - | - | 5 | - | - | 0 | |
| NIGERIA | 6 | 0 | 0 | 0 | 0 | 31 | 1 | 0 | 3 | |
| DARUNTER:LOS | 5 | 0 | 0 | 0 | 0 | 23 | 1 | 0 | 3 | |
| KAMERUN | 0 | - | 0 | 0 | 0 | 8 | 0 | 1 | 8 | |
| DARUNTER:DLA | 0 | - | 0 | 0 | 0 | 8 | 0 | 1 | 8 | |
| GABUN | 0 | - | - | 0 | 0 | 0 | - | - | 0 | |
| KONGO | 0 | - | - | 0 | 0 | 1 | 0 | 0 | 0 | |
| ZAIRE | 0 | 0 | 0 | 0 | 0 | 7 | 0 | - | 0 | |
| SAO TOME | - | - | - | - | - | - | - | - | - | |
| ANGOLA | 0 | 0 | 0 | 0 | 0 | 2 | 0 | - | 1 | |
| SUDAN | 0 | 0 | - | 0 | - | 10 | 0 | - | 0 | |
| DSCHIBUTI | 0 | - | - | - | - | 0 | - | - | 0 | |
| AETHIOPIEN | 0 | 0 | 0 | 0 | 0 | 456 | 0 | - | 0 | |
| DARUNTER:ADD | 0 | 0 | 0 | 0 | 0 | 451 | 0 | - | 0 | |
| SOMALIA | - | - | - | - | - | - | - | - | - | |
| UGANDA | - | - | 0 | 0 | - | 24 | 0 | - | 0 | |
| DARUNTER:EBB | - | - | - | - | - | 23 | 0 | - | 0 | |
| KENIA | 3 | 0 | 0 | 0 | 0 | 62 | 0 | - | 1 | |
| DARUNTER:NBO | 3 | 0 | 0 | 0 | 0 | 61 | 0 | - | 1 | |
| RUANDA | - | - | - | - | - | 1 | 0 | - | 0 | |
| BURUNDI | - | - | - | - | - | 1 | 0 | - | 0 | |
| TANSANIA | 0 | - | 0 | 0 | 0 | 21 | 0 | - | 1 | |
| DARUNTER:DAR | 0 | - | 0 | 0 | 0 | 21 | 0 | - | 1 | |
| SAMBIA | 0 | 0 | - | - | - | 53 | 0 | - | 0 | |
| DARUNTER:LUN | 0 | 0 | 0 | 0 | 0 | 52 | 0 | - | 0 | |
| MALAWI | 0 | - | - | - | - | 2 | 0 | - | 0 | |
| SIMBABWE | 0 | 0 | 0 | 0 | 24 | 41 | 0 | 0 | 0 | |
| DARUNTER:HRE | 0 | 0 | 0 | 0 | 24 | 38 | 0 | - | 0 | |
| NAMIBIA | 0 | - | 0 | 0 | 0 | 6 | 0 | 0 | - | |
| MOSAMBIK | - | - | - | 0 | - | 0 | - | - | 0 | |
| MADAGASKAR | 0 | - | - | 0 | 0 | 0 | 0 | - | 0 | |
| SESCHELLEN | 0 | - | - | 0 | - | 2 | 0 | - | 0 | |
| REUNION (FR) | 0 | 0 | 0 | 0 | - | 0 | 0 | - | 0 | |
| MAURITIUS | 0 | 0 | 0 | 0 | 0 | 29 | 1 | 0 | 6 | |
| DARUNTER:MRU | 0 | 0 | 0 | 0 | 0 | 29 | 1 | 0 | 6 | |
| SUEDAFRIKA | 26 | 20 | 0 | 11 | 6 | 546 | 12 | 6 | 21 | |
| DARUNTER:JNB | 22 | 20 | 0 | 10 | 6 | 531 | 9 | 6 | 20 | |
| CPT | 1 | 0 | 0 | 0 | 0 | 6 | 3 | 0 | 0 | |
| A F R I K A | 63 | 29 | 7 | 65 | 40 | 1 895 | 30 | 10 | 73 | |
| KANADA | 41 | 11 | 2 | 73 | 1 | 960 | 16 | 3 | 61 | |
| DARUNTER:YMQ | 7 | 3 | 0 | 8 | 0 | 212 | 1 | 0 | 17 | |
| YTO | 27 | 6 | 0 | 49 | 0 | 612 | 13 | 2 | 26 | |
| YWG | 0 | 0 | 0 | 3 | - | 8 | - | 0 | 0 | |
| YEA | 1 | 0 | 0 | 3 | 0 | 21 | 0 | 0 | 0 | |
| YVR | 5 | 0 | 0 | 5 | 0 | 61 | 2 | 0 | 15 | |
| YVC | 0 | 0 | 0 | 0 | 0 | 10 | 0 | 0 | 0 | |
| *CA | 0 | 0 | 0 | 4 | 0 | 25 | 0 | 0 | 3 | |
| USA | 309 | 83 | 22 | 276 | 743 | 6 773 | 286 | 51 | 823 | |
| DARUNTER:NYC | 139 | 7 | 3 | 103 | 543 | 2 057 | 50 | 23 | 411 | |
| CHI | 24 | 10 | 4 | 60 | 11 | 1 247 | 10 | 2 | 77 | |
| BOS | 14 | 6 | 2 | 8 | 0 | 238 | 14 | 0 | 21 | |
| PHL | 4 | 10 | 0 | 4 | 0 | 93 | 11 | 0 | 6 | |
| BWI | 4 | - | 0 | 0 | 0 | 11 | 0 | - | 0 | |
| WAS | 7 | 4 | 0 | 5 | 2 | 164 | 5 | 1 | 8 | |
| DET | 1 | 0 | 0 | 0 | 0 | 65 | 4 | - | 5 | |
| PIT | 0 | - | 0 | 2 | 4 | 44 | 6 | 5 | 0 | |
| CVG | 0 | 0 | 0 | 0 | 0 | 39 | 6 | 0 | 6 | |
| CLE | 1 | 0 | 0 | 3 | 0 | 45 | 1 | 0 | 2 | |
| *U1 | 0 | 0 | 0 | 0 | 20 | 58 | 3 | 0 | 2 | |
| ATL | 31 | 9 | 0 | 11 | 5 | 663 | 123 | 4 | 22 | |
| CLT | 0 | 0 | 6 | 8 | 132 | 232 | 2 | 0 | 0 | |
| TPA | 2 | - | 0 | 0 | 0 | 9 | 0 | 0 | 0 | |

JUNI 1991

MIT GEBIETEN AUSSERHALB DES BUNDESGBIETES

IN TONNEN

| FLUGPLATZ | | | | | | | | NACH ENDZIELLAND BZW. -- FLUGPLATZ | |
|----------------------|-------|-----------------------|-----------------------|------------------|------------------|----------|-----------|---------------------------------------|--|
| B E R L I N (TLL) | (SKF) | SAARBRUECKEN (SCN) | MUENSTER/OSN (FMO) | LEIPZIG (LEJ) | DRESDEN (DRS) | SONSTIGE | INSGESAMT | VERSAND | |
| | | | | | | | | INSGESAMT | |
| 0 | 5 | - | - | 0 | 0 | - | 15 | LED | |
| - | 10 | - | - | - | - | - | 147 | *SU | |
| 66 | 65 | 7 | 11 | 1 | 2 | 7 | 10 166 | E U R O P A | |
| 44 | 0 | 6 | 6 | 0 | 0 | 6 | 6 035 | DARUNTER: EG-LAENDER | |
| 0 | 0 | - | 0 | 0 | - | 0 | 224 | AEGYPTEN | |
| 0 | 0 | - | 0 | 0 | - | 0 | 223 | DARUNTER: CAI | |
| - | 0 | - | - | - | - | - | 119 | LIBYEN | |
| - | 0 | - | - | - | - | - | 112 | DARUNTER: TIP | |
| 0 | 0 | - | 0 | - | - | - | 107 | TUNESIEN | |
| 0 | 0 | - | 0 | - | - | - | 93 | DARUNTER: TUN | |
| 0 | - | - | - | - | - | - | 13 | MIR | |
| 0 | - | - | - | - | - | 0 | 155 | ALGERIEN | |
| - | - | - | - | - | - | 0 | 117 | DARUNTER: ALG | |
| 0 | - | - | - | - | - | - | 19 | ORN | |
| 0 | - | - | - | - | - | - | 18 | CZL | |
| 0 | - | - | 0 | - | - | - | 66 | MAROKKO | |
| 0 | - | - | 0 | - | - | - | 59 | DARUNTER: CAS | |
| - | - | - | - | - | - | - | 0 | MALI | |
| - | - | - | - | - | - | - | 4 | KAP VERDE | |
| - | - | - | - | - | - | - | 11 | SENEGAL | |
| - | - | - | - | - | - | - | 11 | DARUNTER: DKR | |
| 0 | - | - | - | - | - | - | 0 | GAMBIA | |
| 0 | 0 | - | - | - | - | - | 4 | ELFENB. KUESTE | |
| 0 | 0 | - | - | - | - | - | 0 | BURKINA FASO | |
| 3 | 0 | - | - | - | - | - | 0 | NIGER | |
| 3 | 0 | - | - | - | - | - | 25 | GHANA | |
| 0 | 0 | - | - | - | - | - | 25 | DARUNTER: ACC | |
| 0 | 0 | - | - | - | - | - | 6 | TOGO | |
| - | - | - | - | - | - | - | 44 | NIGERIA | |
| 0 | 0 | - | - | - | - | - | 35 | DARUNTER: LOS | |
| - | - | - | - | - | - | - | 18 | KAMERUM | |
| - | - | - | - | - | - | - | 18 | DARUNTER: DLA | |
| - | - | - | - | - | - | - | 0 | GABUN | |
| - | - | - | - | - | - | - | 2 | KONGO | |
| - | 0 | - | - | - | - | - | 8 | ZAIRE | |
| - | 3 | - | - | - | - | - | 0 | SAO TOME | |
| - | - | - | - | - | - | - | 9 | ANGOLA | |
| - | - | - | - | - | - | - | 12 | SUDAN | |
| 0 | 0 | - | - | - | - | - | 0 | DSCHIBUTI | |
| 0 | 0 | - | - | - | - | - | 459 | AETHIOPIEN | |
| - | - | - | - | - | - | - | 454 | DARUNTER: ADD | |
| - | - | - | - | - | - | 0 | 0 | SOMALIA | |
| - | - | - | - | - | - | - | 25 | UGANDA | |
| 0 | - | - | - | - | - | - | 24 | DARUNTER: EBB | |
| 0 | - | - | 0 | - | - | - | 68 | KENIA | |
| - | - | - | 0 | - | - | - | 67 | DARUNTER: NBO | |
| - | - | - | - | - | - | - | 3 | RUANDA | |
| 0 | - | - | - | - | - | - | 2 | BURUNDI | |
| 0 | - | - | 0 | - | - | - | 24 | TANSANIA | |
| 0 | 0 | - | 0 | - | - | - | 23 | DARUNTER: DAR | |
| 0 | 0 | - | - | - | - | - | 53 | SAMBIA | |
| 0 | 0 | - | - | - | - | - | 52 | DARUNTER: LUN | |
| - | - | - | - | - | - | - | 2 | MALAWI | |
| - | - | - | - | 0 | - | - | 66 | SIMBABWE | |
| - | - | - | - | 0 | - | - | 63 | DARUNTER: HRE | |
| - | - | - | - | - | - | - | 6 | NAMIBIA | |
| 1 | - | - | - | - | - | - | 2 | MOSAMBIK | |
| - | - | - | - | - | - | - | 2 | MADAGASKAR | |
| - | - | - | - | - | - | - | 4 | SESCHELLEN | |
| - | - | - | - | - | - | - | 0 | REUNION (FR) | |
| - | - | - | - | - | - | - | 38 | MAURITIUS | |
| - | - | - | - | - | - | - | 38 | DARUNTER: MRU | |
| 0 | - | - | 0 | 0 | 0 | - | 648 | SUEDAFRIKA | |
| 0 | - | - | - | 0 | 0 | - | 625 | DARUNTER: JMB | |
| 0 | - | - | - | - | - | - | 11 | CPT | |
| 5 | 4 | - | 1 | 0 | 0 | 0 | 2 223 | A F R I K A | |
| 0 | - | - | 5 | 0 | 0 | 0 | 1 175 | KANADA | |
| 0 | - | - | 0 | - | 0 | - | 251 | DARUNTER: YMQ | |
| 0 | - | - | 1 | 0 | 0 | 0 | 738 | YTO | |
| 0 | - | - | - | - | - | - | 12 | YWG | |
| 0 | - | - | 2 | - | - | - | 28 | YEA | |
| 0 | - | - | 0 | - | - | - | 89 | YVR | |
| - | - | - | 1 | - | - | - | 13 | YYC | |
| 0 | - | - | 0 | - | 0 | - | 33 | *CA | |
| 24 | - | 0 | 44 | 0 | 0 | 0 | 9 433 | USA | |
| 11 | - | - | 4 | - | 0 | - | 3 350 | DARUNTER: NYC | |
| 0 | - | - | 16 | - | - | 0 | 1 461 | CHI | |
| 0 | - | - | 6 | - | - | - | 310 | BOS | |
| 0 | - | - | 0 | - | 0 | - | 131 | PHL | |
| 0 | - | - | - | - | - | - | 17 | BWI | |
| 1 | - | 0 | 0 | - | - | 0 | 198 | WAS | |
| - | - | - | 0 | - | - | - | 77 | DET | |
| 0 | - | - | 0 | 0 | - | - | 63 | PIT | |
| 0 | - | - | 0 | - | - | - | 51 | CVG | |
| 0 | - | - | - | - | - | - | 53 | CLE | |
| 3 | - | - | - | - | - | - | 84 | *UI | |
| 0 | - | - | 11 | 0 | - | 0 | 881 | ATL | |
| - | - | - | 0 | - | - | - | 381 | CLT | |
| - | - | - | 0 | - | - | - | 11 | TPA | |

6 GÜTERVERKEHR
 6. 2 VERFLECHUNG IM VERKEHR
 6. 2. 3 VERSAND

| NACH ENDZIELLAND BZW. ---FLUGPLATZ | VON HERKUNFTS | | | | | | | | |
|---------------------------------------|------------------|-------------------|-----------------|----------------------|---------------------|--------------------|---------------------|--------------------|-------------------|
| | HAMBURG (HAM) | HANNOVER (HAJ) | BREMEN (BRE) | DUESSELDORF (DUS) | KOELN/BONN (CGN) | FRANKFURT (FRA) | STUTT GART (STR) | NUERNBERG (NUE) | MUENCHEN (MUC) |
| VERSAND | | | | | | | | | |
| INSGESAMT | | | | | | | | | |
| MIA | 12 | 0 | 3 | 23 | 8 | 126 | 4 | 0 | 9 |
| SJU | 6 | 0 | 0 | 0 | 8 | 113 | 0 | 0 | 2 |
| ORL | - | 0 | 0 | - | - | 13 | 1 | 0 | 2 |
| *U2 | 7 | 0 | 0 | 0 | 0 | 20 | 2 | 0 | 4 |
| MSP | 0 | - | 0 | 0 | 0 | 22 | 1 | 0 | 2 |
| STL | 0 | 0 | - | 0 | 0 | 15 | 0 | 0 | 5 |
| DAL | 4 | 7 | 0 | 5 | 0 | 225 | 7 | 0 | 5 |
| HOU | 14 | 8 | 0 | 10 | 0 | 168 | 0 | 0 | 15 |
| MEM | - | 0 | 0 | - | - | 18 | 0 | 0 | 0 |
| *U4 | 0 | 1 | 0 | 0 | 0 | 21 | 0 | 0 | 3 |
| SEA | 1 | 0 | 0 | 1 | 0 | 14 | 2 | 0 | 1 |
| PDX | 0 | 0 | - | 4 | 0 | 6 | 0 | 0 | 20 |
| SLC | 0 | 0 | - | 0 | 0 | 13 | 3 | 0 | 0 |
| SFO | 8 | 12 | 0 | 8 | 0 | 216 | 5 | 7 | 22 |
| LAX | 15 | 5 | 0 | 14 | 5 | 692 | 13 | 0 | 157 |
| DEN | 0 | 0 | 0 | 0 | - | 14 | 2 | - | 0 |
| PHX | 0 | 0 | 0 | - | 0 | 34 | 0 | 0 | 0 |
| *U6 | 2 | - | 0 | 0 | - | 8 | 0 | 0 | 0 |
| BERMUDA (BRIT) | 0 | 0 | - | - | - | 0 | 0 | 0 | 0 |
| MEXIKO | 21 | 95 | 0 | 8 | 1 | 667 | 4 | 0 | 6 |
| DARUNTER: MEX | 20 | 95 | 0 | 7 | 0 | 657 | 4 | 0 | 6 |
| GUATEMALA | 0 | - | - | 0 | 0 | 3 | - | 0 | 0 |
| BELIZE | 0 | - | - | 0 | - | - | - | 0 | - |
| HONDURAS | 0 | 0 | 0 | 0 | 0 | 0 | 0 | - | 0 |
| EL SALVADOR | 0 | 0 | 0 | 0 | 0 | 1 | - | - | 0 |
| NICARAGUA | 0 | - | - | 0 | 0 | 0 | - | - | - |
| COSTA RICA | 0 | - | 0 | 0 | 0 | 0 | 0 | 0 | - |
| PANAMA | 1 | - | 0 | - | - | 1 | 0 | - | 0 |
| KUBA | 23 | 0 | - | 0 | - | 2 | 0 | - | 0 |
| DARUNTER: HAV | 23 | 0 | - | 0 | 32 | 2 | 0 | - | 0 |
| BARBAMAS | 0 | - | - | - | - | 2 | 0 | 0 | 0 |
| JAMAICA | 0 | - | - | 0 | 0 | 0 | 0 | 0 | 0 |
| DOMINIK. REP. | 3 | - | 0 | 0 | 0 | 1 | 0 | 0 | - |
| ANTIGUA- BARB. | 0 | - | - | 0 | 0 | 4 | 0 | 0 | 0 |
| GUADELOUPE (FR) | 0 | 0 | 0 | 0 | - | 0 | 0 | 0 | 0 |
| BARBADOS | 0 | - | 0 | 0 | - | 5 | 0 | 0 | 0 |
| TRINID. U. TOB. | 0 | - | - | 0 | 0 | 2 | 0 | - | 0 |
| NIED. ANTILLEN | 0 | - | 0 | 0 | - | 5 | 0 | 0 | 0 |
| ST. LUCIA | 0 | - | - | - | - | 3 | - | - | - |
| KOLUMBIEN | 10 | 0 | 0 | 0 | 3 | 267 | 0 | 0 | 0 |
| DARUNTER: BOG | 9 | 0 | 0 | 0 | 3 | 256 | 0 | 0 | 0 |
| VENEZUELA | 10 | 6 | 0 | 4 | 0 | 222 | 4 | 0 | 6 |
| DARUNTER: CCS | 10 | 6 | 0 | 3 | 0 | 182 | 4 | 0 | 6 |
| MAR | 0 | - | - | 0 | - | 39 | 0 | - | 0 |
| GUAYANA (FR) | 0 | - | 0 | 0 | - | 0 | 0 | - | - |
| BRASIL IEN | 31 | 15 | 5 | 48 | 6 | 511 | 45 | 17 | 51 |
| DARUNTER: RIO | 5 | 4 | 1 | 13 | 0 | 96 | 6 | 7 | 9 |
| SAO | 24 | 8 | 3 | 28 | 4 | 380 | 32 | 8 | 16 |
| MAO | 0 | 3 | 0 | 0 | 0 | 5 | 0 | - | 9 |
| POA | 0 | 0 | 0 | 2 | 0 | 11 | 3 | 0 | 11 |
| *BR | 0 | 0 | 0 | 3 | 0 | 12 | 3 | 0 | 5 |
| ECUADOR | 9 | 0 | 0 | 0 | 2 | 42 | 0 | 0 | 0 |
| DARUNTER: UIO | 8 | 0 | 0 | 0 | 2 | 41 | 0 | 0 | 0 |
| PERU | 5 | 0 | 1 | 2 | 0 | 40 | 1 | - | 2 |
| DARUNTER: LIM | 5 | 0 | 1 | 2 | 0 | 40 | 1 | - | 2 |
| BOLIVIEN | 4 | 0 | 0 | 0 | 0 | 12 | 0 | - | 0 |
| DARUNTER: LPB | 3 | 0 | 0 | 0 | 0 | 10 | 0 | - | 0 |
| PARAGUAY | 2 | 0 | 0 | 0 | - | 10 | 0 | 0 | 0 |
| DARUNTER: ASU | 2 | 0 | 0 | 0 | - | 10 | 0 | 0 | 0 |
| URUGUAY | 4 | 0 | 0 | 1 | 0 | 37 | 0 | 0 | 0 |
| DARUNTER: MVD | 4 | 0 | 0 | 1 | 0 | 37 | 0 | 0 | 0 |
| ARGENTINIEN | 28 | 0 | 0 | 7 | 0 | 144 | 3 | 0 | 6 |
| DARUNTER: BUE | 28 | 0 | 0 | 7 | 0 | 143 | 3 | 0 | 6 |
| CHILE | 8 | 0 | 0 | 6 | 1 | 67 | 4 | 0 | 6 |
| DARUNTER: SCL | 8 | 0 | 0 | 6 | 1 | 67 | 4 | 0 | 6 |
| A M E R I K A | 513 | 211 | 34 | 432 | 795 | 9 785 | 366 | 73 | 966 |
| LIBANON | 0 | - | 0 | 0 | 0 | 12 | 0 | 0 | 0 |
| DARUNTER: BEY | 0 | - | 0 | 0 | 0 | 12 | 0 | 0 | 0 |
| ISRAEL | 9 | 1 | 0 | 1 | 994 | 521 | 13 | 1 | 27 |
| DARUNTER: TLV | 9 | 1 | 0 | 1 | 994 | 521 | 13 | 1 | 27 |
| JORDANIEN | 2 | 0 | 0 | 0 | 0 | 9 | 0 | 0 | 1 |
| DARUNTER: AMM | 2 | 0 | 0 | 0 | 0 | 9 | 0 | 0 | 1 |
| SYRIEN | 3 | 0 | - | 2 | 0 | 13 | 0 | 0 | 29 |
| DARUNTER: DAM | 3 | 0 | - | 1 | 0 | 13 | 0 | 0 | 29 |
| IRAN | 13 | 0 | 0 | 7 | 29 | 831 | 8 | 0 | 4 |
| DARUNTER: THR | 13 | 0 | 0 | 7 | 3 | 829 | 8 | 0 | 4 |
| *IR | 0 | - | - | 0 | 26 | 1 | 0 | 0 | - |
| KUWEIT | 0 | 1 | 0 | 1 | - | 141 | 0 | - | 0 |
| DARUNTER: KWI | 0 | 1 | 0 | 1 | - | 141 | 0 | - | 0 |
| BAHRAIN | 1 | 0 | 1 | 2 | 0 | 118 | 0 | 0 | 2 |
| DARUNTER: BAH | 1 | 0 | 1 | 2 | 0 | 118 | 0 | 0 | 2 |
| KATAR | 0 | 0 | 0 | 0 | 0 | 42 | 0 | 0 | 0 |
| DARUNTER: DOH | 0 | 0 | 0 | 0 | 0 | 42 | 0 | 0 | 0 |
| SAUDI- ARAB. | 14 | 4 | 9 | 7 | 138 | 404 | 6 | 1 | 20 |
| DARUNTER: DHA | 0 | 0 | 0 | 1 | 0 | 101 | 2 | - | 0 |
| JED | 8 | 3 | 7 | 3 | 52 | 198 | 2 | 0 | 17 |
| RUH | 5 | 0 | 1 | 2 | 85 | 102 | 2 | 1 | 2 |
| JENEN | 3 | 0 | 0 | 0 | 0 | 34 | 0 | 0 | 1 |
| DARUNTER: SAH | 0 | 0 | 0 | 0 | 0 | 33 | 0 | 0 | 0 |
| OMAN | 0 | 0 | 0 | 2 | 0 | 57 | 0 | 0 | 2 |
| DARUNTER: MCT | 0 | - | 0 | 2 | 0 | 57 | 0 | 0 | 2 |
| V. A. EMIRATE | 22 | 4 | 3 | 4 | 133 | 393 | 10 | 0 | 14 |

JUNI 1991

MIT GEBIETEN AUSSERHALB DES BUNDESGBIETES

IN TONNEN

| FLUGPLATZ | | | | | | | NACH ENDZIELLAND | |
|----------------------|-------|-----------------------|-----------------------|------------------|------------------|----------|------------------|------------------|
| B E R L I N (TKL) | (SXF) | SAARBRUECKEN (SCN) | MUENSTER/OSN (FMO) | LEIPZIG (LEJ) | DRESDEN (DRS) | SONSTIGE | INSGESAMT | BZW.-- FLUGPLATZ |
| 2 | - | - | 0 | - | - | 0 | 188 | VERSAND |
| - | - | - | - | - | - | - | 130 | MIA |
| 0 | - | - | - | - | - | - | 17 | SJU |
| - | - | - | - | - | - | - | 36 | ORL |
| - | - | - | - | - | - | - | 27 | *U2 |
| 0 | - | - | - | - | - | - | 21 | MSP |
| 1 | - | - | 3 | - | - | - | 252 | STL |
| - | - | - | - | - | - | - | 221 | DAL |
| 0 | - | - | - | - | - | - | 18 | HOU |
| 0 | - | - | 0 | - | - | - | 26 | MEM |
| 0 | - | - | - | - | - | - | 20 | *U4 |
| 0 | - | - | - | - | - | - | 30 | SEA |
| 0 | - | - | - | - | - | - | 17 | PDX |
| 1 | - | - | 1 | - | - | - | 281 | SLC |
| 0 | - | - | 0 | - | - | - | 904 | SFO |
| 0 | - | - | - | - | - | - | 17 | LAX |
| 0 | - | - | - | - | - | - | 36 | DEN |
| - | - | - | - | - | - | - | 11 | PHX |
| 0 | - | - | - | - | - | - | 0 | *U6 |
| 0 | - | - | 0 | - | - | 0 | 802 | BERMUDA (BRIT) |
| 0 | - | - | 0 | - | - | 0 | 789 | MEXIKO |
| 0 | - | - | - | - | - | - | 5 | DARUNTER: MEX |
| - | - | - | - | - | - | - | 0 | GUATEMALA |
| - | - | - | - | - | - | - | 1 | BELIZE |
| - | - | - | 0 | - | - | - | 2 | HONDURAS |
| 0 | 0 | - | - | - | - | - | 1 | EL SALVADOR |
| 0 | 14 | - | - | - | - | - | 2 | NICARAGUA |
| 0 | 13 | - | - | - | - | - | 3 | COSTA RICA |
| 0 | - | - | - | - | - | - | 71 | PANAMA |
| 0 | - | - | - | 0 | - | - | 71 | KUBA |
| 0 | - | - | - | 0 | - | - | 2 | DARUNTER: HAV |
| 0 | - | - | - | - | - | - | 2 | BAHAMAS |
| 0 | - | - | - | - | - | - | 9 | JAMAICA |
| - | - | - | - | - | - | - | 1 | DOMINIK . REP |
| - | - | - | - | - | - | - | 1 | ANTIGUA - BARB. |
| - | - | - | - | - | - | - | 5 | GUADELOUPE (FR) |
| - | - | - | - | - | - | - | 4 | BARBADOS |
| - | - | - | - | - | - | - | 6 | TRINID. U. TOB. |
| 0 | - | - | - | - | - | - | 3 | NIED. ANTILLEN |
| 0 | - | - | 0 | - | - | - | 282 | ST. LUCIA |
| 0 | - | - | 0 | - | - | - | 269 | KOLUMBIEN |
| 0 | - | - | 2 | - | - | - | 256 | DARUNTER: BOG |
| 0 | - | - | 2 | - | - | - | 215 | VENEZUELA |
| - | - | - | - | - | - | - | 41 | DARUNTER: CCS |
| 0 | - | - | - | - | - | - | 0 | MAR |
| 0 | - | 0 | 0 | - | - | - | 729 | GUAYANA (FR) |
| 0 | - | - | - | - | - | - | 143 | BRASILLEN |
| 0 | - | 0 | 0 | - | - | - | 503 | DARUNTER: RIO |
| 0 | - | - | - | - | - | - | 19 | SAO |
| - | - | - | - | - | - | - | 28 | MAO |
| 0 | - | - | - | - | - | - | 25 | POA |
| 0 | - | - | - | - | - | - | 54 | *BR |
| 0 | - | - | - | - | - | - | 52 | ECUADOR |
| 0 | - | - | - | - | - | - | 52 | DARUNTER: UIO |
| 0 | - | - | 0 | - | - | - | 52 | PERU |
| 0 | - | - | 0 | - | - | - | 18 | DARUNTER: LIM |
| 0 | - | 0 | - | - | - | - | 14 | BOLIVIEN |
| - | - | 0 | - | - | - | - | 14 | DARUNTER: LPB |
| - | - | - | - | - | - | - | 14 | PARAGUAY |
| 0 | - | - | - | - | - | - | 46 | DARUNTER: ASU |
| 0 | - | - | 0 | - | - | - | 46 | URUGUAY |
| 0 | - | - | 0 | - | - | - | 189 | DARUNTER: MVD |
| 0 | - | - | 0 | 0 | - | - | 187 | ARGENTINIEN |
| 0 | - | - | 1 | 0 | - | - | 96 | DARUNTER: BUE |
| 0 | - | - | 1 | - | - | - | 95 | CHILE |
| 27 | 14 | 0 | 53 | 0 | 0 | 0 | 13 271 | DARUNTER: SCL |
| 0 | 1 | - | - | - | - | - | 17 | A M E R I K A |
| 0 | 1 | - | - | - | - | - | 17 | LIBANON |
| 2 | - | - | 0 | - | 0 | 0 | 1 571 | DARUNTER: BEY |
| 2 | - | - | 0 | - | 0 | 0 | 1 571 | ISRAEL |
| - | 0 | - | - | - | - | - | 15 | DARUNTER: TLV |
| - | 0 | - | - | - | - | - | 15 | JORDANIEN |
| 0 | 0 | - | 0 | - | - | - | 49 | DARUNTER: AMM |
| 0 | 0 | - | 0 | - | - | - | 48 | SYRIEN |
| 0 | - | - | 0 | - | 0 | 0 | 896 | DARUNTER: DAM |
| 0 | - | - | 0 | - | 0 | 0 | 868 | IRAN |
| - | - | - | - | - | - | - | 28 | DARUNTER: THR |
| - | - | - | - | - | - | - | 144 | *IR |
| - | - | - | - | - | - | - | 144 | KUWEIT |
| - | - | - | 0 | - | - | - | 125 | DARUNTER: KWI |
| - | - | - | 0 | - | - | - | 125 | BAHRAIN |
| 0 | - | - | - | - | - | - | 44 | DARUNTER: BAH |
| 0 | - | - | - | - | - | - | 44 | KATAR |
| 1 | - | - | 0 | - | - | 0 | 604 | DARUNTER: DOH |
| 0 | - | - | 0 | - | - | - | 107 | SAUDI - ARAB. |
| 0 | - | - | 0 | - | - | 0 | 292 | DARUNTER: DHA |
| - | - | - | 0 | - | - | - | 202 | JED |
| - | 0 | - | 0 | - | - | - | 39 | RUH |
| - | - | - | 0 | - | - | - | 34 | JEMEN |
| - | - | - | - | - | - | - | 63 | DARUNTER: SAH |
| - | - | - | - | - | - | - | 63 | OMAN |
| 1 | - | - | 0 | 0 | - | 0 | 585 | DARUNTER: MCT |
| | | | | | | | | V. A. EMIRATE |

| NACH ENDZIELLAND BZW. ---FLUGPLATZ | VON HERKUNFTS | | | | | | | | |
|---------------------------------------|------------------|-------------------|-----------------|----------------------|---------------------|--------------------|--------------------|--------------------|-------------------|
| | HAMBURG (HAM) | HANNOVER (HAJ) | BREMEN (BRE) | DUESSELDORF (DUS) | KOELN/BONN (CGN) | FRANKFURT (FRA) | STUTTGART (STR) | NUERNBERG (NUE) | MUENCHEN (MUC) |
| VERSAND | | | | | | | | | |
| INSGESAMT | | | | | | | | | |
| DARUNTER:DXB | 20 | 4 | 2 | 4 | 133 | 326 | 7 | 0 | 13 |
| DARUNTER:AUH | 2 | 0 | 0 | 0 | 0 | 64 | 3 | 0 | 0 |
| PAKISTAN | 6 | 1 | 0 | 0 | 37 | 416 | 2 | 0 | 1 |
| DARUNTER:KHI | 4 | 1 | 0 | 0 | 32 | 365 | 2 | 0 | 0 |
| DARUNTER:ISB | 0 | 0 | 0 | 0 | 0 | 22 | 0 | - | 0 |
| DARUNTER:LHE | 2 | - | - | 0 | 4 | 28 | 0 | - | - |
| BANGLADESCH | 0 | 0 | 0 | 0 | 0 | 79 | 0 | - | 1 |
| DARUNTER:DAC | 0 | 0 | 0 | 0 | 0 | 79 | 0 | - | 0 |
| AFGHANISTAN | 0 | - | - | 2 | - | 0 | 5 | 0 | 0 |
| INDIEN | 42 | 1 | 2 | 17 | 21 | 457 | 14 | 5 | 8 |
| DARUNTER:DEL | 6 | 0 | 0 | 2 | 8 | 166 | 1 | 0 | 1 |
| DARUNTER:CCU | 0 | 0 | 0 | 0 | 0 | 19 | 0 | 0 | 0 |
| DARUNTER:BOM | 32 | 0 | 0 | 14 | 3 | 243 | 10 | 1 | 6 |
| DARUNTER:MAA | 3 | 0 | 0 | 0 | 10 | 16 | 1 | 3 | 0 |
| DARUNTER:*IN | 0 | 0 | 0 | - | 0 | 7 | 0 | 0 | 0 |
| NEPAL | - | - | 0 | 0 | 0 | 14 | 0 | - | - |
| DARUNTER:KTM | - | - | 0 | 0 | 0 | 14 | 0 | - | - |
| SRI LANKA | 2 | - | - | 0 | 0 | 48 | 2 | 0 | 4 |
| DARUNTER:CMB | 2 | - | - | 0 | 0 | 48 | 2 | 0 | 4 |
| MALEDIVEN | - | - | - | 0 | - | 4 | - | 0 | 0 |
| MYANMAR | 0 | 0 | 0 | 0 | 0 | 2 | - | 0 | 0 |
| THAILAND | 6 | 9 | 0 | 8 | 0 | 251 | 3 | 0 | 5 |
| DARUNTER:BKK | 6 | 9 | 0 | 8 | 0 | 251 | 3 | 0 | 5 |
| LAOS | - | - | - | 0 | - | 0 | - | - | - |
| VIETNAM | 0 | - | 0 | 0 | 0 | 8 | 0 | - | 0 |
| MALAYSIA | 11 | 2 | 0 | 2 | 0 | 182 | 0 | 3 | 3 |
| DARUNTER:KUL | 10 | 2 | 0 | 1 | 0 | 146 | 0 | 0 | 2 |
| DARUNTER:PEN | 1 | - | 0 | 0 | - | 33 | 0 | 3 | 0 |
| SINGAPUR | 17 | 6 | 0 | 9 | 2 | 343 | 15 | 1 | 9 |
| DARUNTER:SIN | 17 | 6 | 0 | 9 | 2 | 343 | 15 | 1 | 9 |
| BRUNEI | 0 | - | - | 0 | 0 | 11 | 0 | - | 2 |
| DARUNTER:BNW | 0 | - | - | 0 | 0 | 11 | 0 | - | 2 |
| INDONESIEN | 10 | 14 | 0 | 0 | 0 | 178 | 0 | 0 | 2 |
| DARUNTER:JKT | 10 | 14 | 0 | 0 | 0 | 176 | 0 | 0 | 2 |
| PHILIPPINEN | 5 | 0 | 0 | 0 | 1 | 215 | 5 | 0 | 9 |
| DARUNTER:MNL | 5 | 0 | 0 | 0 | 0 | 214 | 5 | 0 | 9 |
| HONGKONG (BRIT) | 31 | 0 | 2 | 8 | 65 | 1 285 | 6 | 8 | 17 |
| DARUNTER:HKG | 31 | 0 | 2 | 8 | 65 | 1 285 | 6 | 8 | 17 |
| TAIWAN | 6 | 0 | 0 | 0 | 0 | 237 | 2 | 0 | 3 |
| DARUNTER:TPE | 2 | 0 | 0 | 0 | 0 | 210 | 2 | 0 | 3 |
| DARUNTER:*TW | 4 | 0 | 0 | 0 | 0 | 27 | 0 | - | 0 |
| JAPAN | 58 | 13 | 3 | 30 | 88 | 1 756 | 41 | 12 | 38 |
| DARUNTER:TYO | 33 | 10 | 3 | 20 | 66 | 1 281 | 30 | 6 | 15 |
| DARUNTER:OSA | 25 | 3 | 0 | 9 | 21 | 436 | 11 | 1 | 23 |
| DARUNTER:*JP | 0 | 0 | 0 | 0 | 0 | 34 | 0 | 5 | 0 |
| KOREA REP. | 29 | 4 | 3 | 5 | 133 | 795 | 68 | 6 | 10 |
| DARUNTER:SEL | 27 | 0 | 2 | 5 | 132 | 758 | 64 | 6 | 9 |
| DARUNTER:FUS | 1 | 3 | 1 | - | 1 | 37 | 5 | - | 0 |
| KOREA DEM. VR | 0 | - | - | - | 40 | 2 | - | - | - |
| DARUNTER:FNU | 0 | - | - | - | 40 | 1 | - | - | - |
| MONGOLEI | - | - | - | - | - | 2 | - | - | - |
| CHINA | 26 | 44 | 0 | 16 | 4 | 209 | 2 | 6 | 6 |
| DARUNTER:PEK | 9 | 0 | 0 | 2 | 2 | 155 | 1 | 5 | 1 |
| DARUNTER:SHA | 9 | 43 | 0 | 14 | 1 | 40 | 0 | 1 | 2 |
| DARUNTER:*CN | 8 | 0 | - | 0 | 0 | 9 | 0 | 0 | 3 |
| A S I E N | 320 | 109 | 29 | 131 | 1 690 | 9 067 | 207 | 46 | 221 |
| AUSTRALIEN | 14 | 5 | 0 | 8 | 3 | 543 | 7 | 2 | 6 |
| DARUNTER:SYD | 5 | 2 | 0 | 4 | 2 | 283 | 3 | 2 | 3 |
| DARUNTER:MEB | 2 | 3 | 0 | 3 | 0 | 220 | 4 | 0 | 2 |
| DARUNTER:ADL | 0 | - | - | - | - | 9 | 0 | - | 1 |
| DARUNTER:PER | 2 | 0 | 0 | 0 | 0 | 14 | 0 | 0 | 0 |
| DARUNTER:BNE | 0 | - | - | 0 | 0 | 15 | 0 | - | - |
| NEUSEELAND | 1 | 0 | 0 | 0 | 0 | 67 | 0 | 0 | 0 |
| DARUNTER:AKL | 1 | 0 | 0 | 0 | 0 | 62 | 0 | - | 0 |
| PAPUA-NEUGUI | 0 | 0 | - | - | 0 | 0 | - | - | - |
| AUSTRALIEN/OZEANIEN... | 15 | 5 | 0 | 8 | 3 | 611 | 8 | 2 | 7 |
| I N S G E S A M T .. | 1 428 | 411 | 95 | 1 317 | 6 198 | 25 328 | 915 | 296 | 1 886 |

JUNI 1991

MIT GEBIETEN AUSSERHALB DES BUNDESGBIETES

IN TONNEN

FLUGPLATZ

NACH ENDZIELLAND

BZW. -- FLUGPLATZ

| BERLIN (TXL) (SXF) | | SAARBRUECKEN (SCN) | MUENSTER/OSN (FMO) | LEIPZIG (LEJ) | DRESDEN (DRS) | SONSTIGE | INSGESAMT | |
|-------------------------|-----|-----------------------|-----------------------|------------------|------------------|----------|-----------|---------------------|
| 0 | - | - | 0 | 0 | - | 0 | 511 | VERSAND |
| 0 | - | - | 0 | 0 | - | 0 | 71 | INSGESAMT |
| 0 | 0 | - | 0 | - | - | - | 466 | DARUNTER:DXB |
| 0 | 0 | - | 0 | - | - | - | 408 | AUH |
| 0 | - | - | 0 | - | - | - | 24 | PAKISTAN |
| 0 | - | - | 0 | - | - | - | 34 | DARUNTER:KHI |
| 0 | - | - | 0 | - | - | - | 82 | ISB |
| 0 | - | 0 | - | - | - | - | 82 | LHE |
| 4 | 0 | - | 0 | 0 | 0 | 2 | 573 | BANGLADESCH |
| 0 | - | - | - | - | 0 | 1 | 186 | DARUNTER:DAC |
| 0 | 0 | - | - | - | - | - | 21 | AFGHANISTAN |
| 3 | - | - | 0 | 0 | - | 0 | 313 | INDIEN |
| 0 | - | - | 0 | 0 | - | - | 35 | DARUNTER:DEL |
| - | - | - | - | 0 | - | - | 10 | CCU |
| - | - | - | - | - | - | - | 14 | BOM |
| 0 | - | - | - | - | - | - | 14 | MAA |
| 0 | - | - | - | - | - | - | 14 | *IN |
| 0 | 0 | - | - | - | - | - | 14 | NEPAL |
| 0 | 0 | - | - | - | - | - | 55 | DARUNTER:KTM |
| 0 | 0 | - | - | - | - | - | 55 | SRI LANKA |
| 0 | 0 | - | - | - | - | - | 55 | DARUNTER:CMB |
| 0 | 0 | - | - | - | - | - | 4 | MALEDIVEN |
| 0 | 0 | - | - | - | - | - | 3 | MYANMAR |
| 0 | 0 | - | 2 | - | - | - | 286 | THAILAND |
| 0 | 0 | - | 2 | - | - | - | 286 | DARUNTER:BKK |
| 0 | 0 | - | - | - | - | - | 0 | LAOS |
| 0 | 0 | - | - | - | - | 0 | 10 | VIETNAM |
| 0 | 0 | - | 0 | - | - | 0 | 206 | MALAYSIA |
| 0 | 0 | - | 0 | - | - | 0 | 163 | DARUNTER:KUL |
| 0 | 0 | - | 0 | - | - | - | 39 | PEN |
| 2 | 0 | - | 0 | - | 0 | - | 405 | SINGAPUR |
| 2 | 0 | - | 0 | - | 0 | - | 405 | DARUNTER:SIN |
| - | - | - | - | - | - | - | 13 | BRUNEI |
| 0 | - | - | 0 | 0 | - | - | 13 | DARUNTER:BWN |
| 0 | - | - | 0 | 0 | - | 0 | 206 | INDONESIEN |
| 0 | 0 | - | 0 | 0 | - | 0 | 203 | DARUNTER:JKT |
| 0 | 0 | - | 3 | - | - | - | 244 | PHILIPPINEN |
| 0 | - | - | 3 | - | - | 4 | 242 | DARUNTER:MNL |
| 0 | - | - | 7 | - | 0 | 1 | 1 432 | HONGKONG (BRIT) |
| 0 | - | - | 7 | - | 0 | 1 | 1 432 | DARUNTER:HKG |
| 1 | 0 | - | 0 | - | 0 | 0 | 251 | TAIWAN |
| 0 | 0 | - | 0 | - | 0 | 0 | 218 | DARUNTER:TPE |
| 1 | - | - | 0 | - | - | - | 32 | *TW |
| 4 | 8 | 0 | 0 | 0 | 0 | 0 | 2 051 | JAPAN |
| 3 | 3 | 0 | 0 | - | 0 | 0 | 1 471 | DARUNTER:TYO |
| 0 | 1 | 0 | 0 | - | - | - | 531 | OSA |
| 0 | 4 | - | - | - | - | - | 45 | *JP |
| 0 | 0 | - | 2 | 0 | - | 0 | 1 055 | KOREA REP. |
| 0 | 0 | - | 2 | 0 | - | 0 | 1 006 | DARUNTER:SEL |
| - | - | - | - | - | - | - | 49 | FUS |
| 0 | 13 | - | - | - | - | - | 54 | KOREA DEM. VR |
| 0 | 13 | - | - | - | - | - | 54 | DARUNTER:FMJ |
| - | - | - | - | 0 | - | - | 3 | MONGOLEI |
| 0 | 8 | - | 0 | 0 | - | 0 | 324 | CHINA |
| 0 | 8 | - | 0 | 0 | - | 0 | 185 | DARUNTER:PEK |
| 0 | - | - | 0 | - | - | - | 112 | SHA |
| 0 | - | - | 0 | 0 | - | - | 21 | *CN |
| 17 | 33 | 0 | 17 | 2 | 0 | 8 | 11 898 | A S I E N |
| 0 | 0 | 0 | - | - | 0 | 0 | 590 | AUSTRALIEN |
| 0 | 0 | 0 | - | - | - | 0 | 306 | DARUNTER:SYD |
| 0 | - | - | - | - | 0 | 0 | 233 | MEB |
| 0 | - | - | - | - | - | - | 11 | ADL |
| - | - | - | - | - | - | - | 16 | PER |
| - | - | - | - | - | - | - | 16 | BNE |
| 0 | 0 | 0 | - | - | - | - | 71 | NEUSEELAND |
| 0 | 0 | - | - | - | - | - | 65 | DARUNTER:AKL |
| - | - | - | 0 | - | - | - | 0 | PAPUA-NEUGUI |
| 0 | 0 | 0 | 0 | - | 0 | 0 | 661 | AUSTRALIEN/OZEANIEN |
| 116 | 116 | 8 | 83 | 3 | 3 | 16 | 38 219 | I N S G E S A M T |

| VON HERKUNFTSLAND BZW. --- FLUGPLATZ | NACH ENDZIEL | | | | | | | | |
|---|------------------|-------------------|-----------------|----------------------|---------------------|--------------------|--------------------|--------------------|-------------------|
| | HAMBURG (HAM) | HANNOVER (HAJ) | BREMEN (BRE) | DUESSELDORF (DUS) | KOELN/BONN (CGN) | FRANKFURT (FRA) | STUTTGART (STR) | DUERNBERG (NUE) | MUENCHEN (MUC) |
| EMPFANG | | | | | | | | | |
| INSGESAMT | | | | | | | | | |
| FINNLAND | 13 | 0 | 1 | 12 | 2 | 42 | 24 | 1 | 7 |
| DARUNTER: HEL | 11 | 0 | 1 | 9 | 2 | 37 | 5 | 0 | 5 |
| TMP | 0 | 0 | - | 2 | 0 | 1 | 18 | 0 | 0 |
| SCHWEDEN | 10 | 3 | 2 | 5 | 207 | 79 | 4 | 1 | 3 |
| DARUNTER: STO | 8 | 2 | 0 | 3 | 55 | 72 | 2 | 1 | 2 |
| GOT | 2 | 0 | 2 | 0 | 0 | 4 | 2 | 0 | 0 |
| *SE | 0 | 0 | 0 | 0 | 152 | 1 | 0 | 0 | - |
| NORWEGEN | 4 | 2 | 2 | 2 | 2 | 24 | 0 | 0 | 3 |
| DARUNTER: OSL | 3 | 1 | 0 | 2 | 2 | 19 | 0 | 0 | 3 |
| DAENEMARK | 12 | 3 | 1 | 12 | 307 | 11 | 12 | 1 | 29 |
| DARUNTER: CPH | 12 | 3 | 0 | 12 | 177 | 11 | 12 | 1 | 29 |
| BLL | - | 0 | - | 0 | 127 | 0 | 0 | 0 | 0 |
| GR BRITANNIEN | 67 | 68 | 16 | 153 | 1 367 | 308 | 40 | 9 | 106 |
| DARUNTER: LON | 48 | 20 | 9 | 44 | 686 | 225 | 28 | 6 | 81 |
| BHX | 2 | 0 | 2 | 5 | 330 | 6 | 1 | 0 | 1 |
| MAN | 5 | 4 | 3 | 8 | 5 | 35 | 5 | 3 | 5 |
| LPL | - | - | 0 | 0 | 173 | 0 | - | 0 | 0 |
| NCL | 0 | - | - | 0 | 14 | 0 | 1 | 0 | 0 |
| GLA | 0 | - | 1 | 0 | 0 | 12 | 2 | 0 | 0 |
| EDI | 7 | - | 0 | 0 | - | 7 | 1 | 0 | 2 |
| PIK | - | - | - | - | 12 | 14 | - | 0 | 2 |
| BFS | 0 | - | 0 | 2 | 0 | 1 | 0 | 0 | - |
| *GB | 4 | 43 | 0 | 91 | 141 | 5 | 0 | 0 | 9 |
| IRLAND | 5 | 6 | 0 | 5 | 19 | 23 | 1 | 0 | 4 |
| DARUNTER: DUB | 1 | 5 | 0 | 4 | 19 | 17 | 0 | 0 | 19 |
| SNN | 2 | 0 | 0 | 0 | 0 | 3 | 0 | 0 | 10 |
| ISLAND | 0 | 0 | 0 | 0 | 0 | 0 | 0 | 0 | 8 |
| NIEDERLANDE | 9 | 2 | 0 | 4 | 11 | 13 | 2 | 0 | 0 |
| DARUNTER: AMS | 9 | 2 | 0 | 4 | 11 | 13 | 2 | 0 | 8 |
| NST | - | - | - | - | 10 | - | - | - | 7 |
| BELGIEN | 52 | 0 | 0 | 0 | 83 | 233 | 20 | 140 | 11 |
| DARUNTER: BRU | 51 | 0 | 0 | 0 | 83 | 233 | 20 | 140 | 11 |
| LUXEMBURG | 0 | 0 | 0 | 0 | 0 | 0 | - | - | 0 |
| FRANKREICH | 18 | 2 | 2 | 14 | 212 | 76 | 15 | 2 | 27 |
| DARUNTER: PAR | 14 | 0 | 1 | 9 | 211 | 40 | 12 | 1 | 11 |
| TLS | 1 | 0 | 0 | 0 | - | 21 | 0 | 0 | 2 |
| NCE | 1 | 0 | 0 | 0 | 0 | 11 | 0 | 0 | 11 |
| SPANIEN | 44 | 2 | 2 | 19 | 198 | 124 | 17 | 2 | 23 |
| DARUNTER: MAD | 17 | 0 | 0 | 5 | 0 | 56 | 7 | 2 | 13 |
| BCN | 2 | 0 | 0 | 3 | 69 | 16 | 2 | 0 | 2 |
| VLC | 0 | 0 | 0 | 0 | 0 | 11 | 0 | 0 | 0 |
| AGP | 0 | 0 | 0 | 2 | - | 5 | 3 | - | 2 |
| *E1 | 2 | - | 0 | 0 | 127 | 0 | 0 | 0 | 0 |
| PNI | 9 | 0 | 0 | 2 | 0 | 6 | 0 | 0 | 1 |
| LPA | 0 | 0 | - | 0 | - | 16 | 0 | - | 0 |
| TCI | 11 | - | 0 | 5 | - | 7 | 4 | - | 1 |
| PORTUGAL | 8 | 5 | 6 | 13 | 7 | 84 | 7 | 2 | 38 |
| DARUNTER: LIS | 4 | 3 | 4 | 7 | 5 | 41 | 1 | 1 | 4 |
| OPO | 2 | 2 | 1 | 6 | 2 | 42 | 6 | 0 | 34 |
| MALTA | 0 | 0 | 0 | 3 | 0 | 66 | 0 | 0 | 6 |
| DARUNTER: MLA | 0 | 0 | 0 | 3 | 0 | 66 | 0 | 0 | 6 |
| GIBRALT (BRIT) | 0 | 0 | 0 | 0 | 0 | 0 | 0 | 0 | 6 |
| SCHWEIZ | 16 | 10 | 3 | 13 | 210 | 46 | 21 | 3 | 15 |
| DARUNTER: ZRH | 14 | 9 | 2 | 7 | 6 | 18 | 18 | 3 | 10 |
| GVA | 0 | 0 | 0 | 5 | 4 | 27 | 2 | 0 | 4 |
| BSL | 0 | - | 0 | 0 | 200 | 0 | - | 0 | 0 |
| OESTERREICH | 5 | 1 | 2 | 29 | 164 | 36 | 4 | 2 | 16 |
| DARUNTER: VIE | 5 | 1 | 2 | 28 | 22 | 32 | 4 | 0 | 16 |
| LNZ | 0 | 0 | 0 | 0 | 142 | 0 | 0 | - | - |
| ITALIEN | 21 | 5 | 1 | 28 | 316 | 98 | 17 | 23 | 28 |
| DARUNTER: ROM | 7 | 0 | 0 | 8 | 4 | 42 | 5 | 4 | 7 |
| MIL | 8 | 0 | 0 | 11 | 5 | 20 | 8 | 2 | 13 |
| TRN | 0 | 0 | - | 2 | 0 | 9 | 1 | 0 | 2 |
| GOA | 0 | 0 | 0 | 0 | 189 | 1 | 0 | 0 | 0 |
| NAP | 0 | 2 | 0 | 5 | 0 | 11 | 0 | 0 | 1 |
| *IT | 0 | - | - | 0 | 118 | 3 | - | 16 | 0 |
| GRIECHENLAND | 13 | 7 | 12 | 19 | 4 | 68 | 27 | 4 | 22 |
| DARUNTER: ATH | 11 | 2 | 1 | 4 | 0 | 49 | 7 | 1 | 16 |
| SKG | 2 | 5 | 9 | 15 | 3 | 19 | 20 | 3 | 6 |
| TUERKEI | 32 | 7 | 3 | 38 | 50 | 172 | 28 | 6 | 87 |
| DARUNTER: ANK | 2 | 0 | 0 | 1 | 0 | 32 | 0 | 0 | 6 |
| IST | 26 | 4 | 3 | 19 | 39 | 121 | 25 | 3 | 66 |
| IZM | 4 | 3 | 0 | 10 | 10 | 12 | 2 | 2 | 15 |
| AYT | 0 | - | - | 7 | - | 3 | 0 | 0 | 0 |
| ZYPERN | 0 | 0 | - | 2 | 1 | 15 | 0 | 0 | 3 |
| DARUNTER: LCA | 0 | 0 | - | 0 | 0 | 13 | 0 | 0 | 3 |
| JUGOSLAWIEN | 0 | 1 | 0 | 3 | 0 | 138 | 2 | 0 | 3 |
| DARUNTER: BEG | 0 | 0 | 0 | 3 | 0 | 109 | 0 | 0 | 10 |
| ZAG | 0 | 0 | 0 | 0 | 0 | 10 | 0 | 0 | 5 |
| LJU | 0 | 0 | - | 0 | 0 | 13 | 1 | 0 | 4 |
| UNGARN | 4 | 0 | 0 | 2 | 0 | 18 | 2 | 0 | 3 |
| DARUNTER: BUD | 4 | 0 | 0 | 2 | 0 | 18 | 2 | 0 | 3 |
| ALBANIEN | - | - | - | 1 | 0 | - | - | - | 0 |
| TSCHECHOSLOW. | 0 | 0 | 0 | 0 | 0 | 6 | 0 | 0 | 0 |
| RUMAENIEN | 0 | - | - | 0 | 0 | 9 | - | - | 0 |
| DARUNTER: BUH | 0 | - | - | 0 | 0 | 9 | - | - | 0 |
| BULGARIEN | 0 | 0 | 0 | 0 | 1 | 5 | 0 | 14 | 15 |
| DARUNTER: SOF | 0 | 0 | 0 | 0 | 1 | 5 | 0 | 14 | 15 |
| POLEN | 1 | - | 0 | 0 | 1 | 20 | 0 | 0 | 0 |
| DARUNTER: WAW | 1 | - | 0 | 0 | 1 | 20 | 0 | 0 | 0 |
| SOWJETUNION | 40 | 65 | 1 | 12 | 167 | 54 | 33 | 0 | 0 |
| DARUNTER: MOW | 40 | 65 | 1 | 12 | 167 | 54 | 33 | 0 | 0 |
| LED | - | - | - | 0 | 0 | 53 | 33 | 0 | 0 |
| EUROPA | 379 | 191 | 58 | 388 | 3 332 | 1 771 | 278 | 217 | 483 |

JUNI 1991

MIT GEBIETEN AUSSERHALB DES BUNDESGBIETES

IN TONNEN

| FLUGPLATZ | | | | | | | VON HERKUNFTSLAND | |
|----------------------|-------|-----------------------|-----------------------|------------------|------------------|----------|-------------------|--------------------|
| B E R L I N (TXL) | (SXP) | SAARBRUECKEN (SCN) | MUENSTER/OSN (FMO) | LEIPZIG (LEJ) | DRESDEN (DRS) | SONSTIGE | INSGESAMT | BZW. --- FLUGPLATZ |
| | | | | | | | EMPFANG | |
| | | | | | | | ----- | |
| | | | | | | | INSGESAMT | |
| | | | | | | | ----- | |
| 4 | 0 | 0 | - | 0 | 0 | - | 107 | FINNLAND |
| 3 | 0 | 0 | - | 0 | - | - | 76 | DARUNTER: HEL |
| 0 | - | - | - | 0 | - | - | 22 | TMP |
| 1 | - | 0 | - | 0 | - | - | 317 | SCHWEDEN |
| 0 | - | 0 | - | 0 | - | - | 146 | DARUNTER: STO |
| 0 | - | - | - | 0 | - | - | 14 | GOT |
| - | - | - | - | - | - | - | 154 | *SE |
| 0 | - | - | - | 0 | - | - | 39 | NORWEGEN |
| 0 | - | - | - | - | - | - | 31 | DARUNTER: OSL |
| 0 | - | 0 | 0 | 0 | 0 | - | 392 | DAENEMARK |
| 0 | - | 0 | 0 | 0 | 0 | - | 260 | DARUNTER: CPH |
| 0 | - | - | - | - | - | - | 127 | BLL |
| 58 | - | 0 | 0 | 0 | 0 | - | 2 193 | GR BRITANNIEN |
| 42 | - | 0 | 0 | 0 | 0 | - | 1 190 | DARUNTER: LON |
| 0 | - | - | - | - | - | - | 348 | BHX |
| 2 | - | 0 | - | - | 0 | - | 75 | MAN |
| - | - | - | - | - | - | - | 173 | LPL |
| 0 | - | - | - | - | - | - | 17 | NCL |
| 0 | - | - | - | - | - | - | 20 | GLA |
| 0 | - | - | - | - | - | - | 17 | EDI |
| 0 | - | - | - | - | - | - | 26 | PIK |
| 0 | - | - | - | 0 | - | - | 12 | BFS |
| 13 | - | - | - | - | - | - | 302 | *GB |
| 0 | - | 0 | - | 0 | - | - | 78 | IRLAND |
| 0 | - | - | - | - | - | - | 57 | DARUNTER: DUB |
| - | - | 0 | - | - | - | - | 15 | SNN |
| - | - | - | - | - | - | - | 3 | |
| 2 | - | - | 0 | 0 | 0 | 0 | 53 | ISLAND |
| 2 | - | 0 | 0 | 0 | 0 | 0 | 42 | NIEDERLANDE |
| - | - | - | - | - | - | - | 10 | DARUNTER: AMS |
| 0 | - | - | - | 0 | 0 | - | 541 | MST |
| 0 | - | - | - | 0 | 0 | - | 541 | BELGIEN |
| 0 | - | - | - | - | - | - | 2 | DARUNTER: BRU |
| 22 | 0 | 0 | 0 | 0 | 0 | 0 | 2 | LUXEMBURG |
| 20 | 0 | 0 | 0 | 0 | 0 | 0 | 391 | FRANKREICH |
| 0 | - | - | - | - | - | - | 322 | DARUNTER: PAR |
| 0 | - | - | - | - | - | - | 26 | TLS |
| 4 | - | 0 | - | 0 | 0 | - | 25 | NCE |
| 2 | - | - | - | - | - | - | 436 | SPANIEN |
| 0 | - | 0 | - | 0 | 0 | - | 103 | DARUNTER: MAD |
| 0 | - | 0 | - | 0 | 0 | - | 96 | BCN |
| 0 | - | - | - | - | - | - | 13 | VLC |
| 0 | - | - | - | - | - | - | 12 | AGP |
| - | - | - | - | - | - | - | 130 | *E1 |
| 0 | - | 0 | - | 0 | - | - | 21 | PMI |
| - | - | - | - | - | - | - | 17 | LPA |
| - | - | - | - | - | - | - | 29 | TCI |
| 6 | - | 0 | 0 | - | - | 0 | 176 | PORTUGAL |
| 3 | - | 0 | 0 | - | - | - | 74 | DARUNTER: LIS |
| 3 | - | - | 0 | - | - | - | 98 | OPO |
| 0 | - | - | - | - | - | - | 76 | MALTA |
| 0 | - | - | - | - | - | - | 76 | DARUNTER: MLA |
| 7 | - | 0 | 0 | 0 | - | - | 0 | GIBRALT (BRIT) |
| 6 | - | - | - | 0 | - | - | 344 | SCHWEIZ |
| 0 | - | 0 | - | - | - | - | 94 | DARUNTER: ZRH |
| 0 | - | - | - | - | - | - | 44 | GVA |
| 4 | 3 | 0 | 0 | 0 | 0 | - | 202 | BSL |
| 3 | 3 | 0 | 0 | 0 | 0 | - | 268 | OESTERREICH |
| - | - | - | - | - | - | - | 118 | DARUNTER: VIE |
| 5 | - | 0 | 0 | 0 | 0 | - | 143 | LNZ |
| 1 | - | 0 | 0 | 0 | 0 | 0 | 543 | ITALIEN |
| 3 | - | 0 | - | 0 | 0 | - | 80 | DARUNTER: ROM |
| 0 | - | - | - | - | - | - | 71 | MIL |
| 0 | - | - | - | - | - | - | 15 | TRN |
| 0 | - | - | - | - | - | - | 191 | GOA |
| 0 | - | - | - | - | - | - | 22 | NAP |
| - | - | - | - | - | - | - | 137 | *IT |
| 8 | - | - | 0 | - | - | - | 184 | GRIECHENLAND |
| 7 | - | - | - | - | - | - | 99 | DARUNTER: ATH |
| 0 | - | - | 0 | - | - | - | 82 | SKG |
| 24 | - | 0 | 0 | 0 | - | - | 449 | TUERKEI |
| 2 | - | 0 | 0 | 0 | - | - | 43 | DARUNTER: ANK |
| 16 | - | 0 | - | - | - | - | 322 | IST |
| 7 | - | 0 | - | 0 | - | - | 66 | IZM |
| 0 | - | - | - | - | - | - | 10 | AYT |
| 0 | 0 | - | - | - | - | - | 23 | ZYPERN |
| - | 0 | - | - | - | - | - | 18 | DARUNTER: LCA |
| 2 | 0 | - | 0 | - | - | - | 160 | JUGOSLAWIEN |
| 2 | 0 | - | - | - | - | - | 121 | DARUNTER: BEG |
| 0 | - | - | 0 | - | - | - | 16 | ZAG |
| 0 | 0 | - | - | - | - | - | 17 | LJU |
| - | 4 | - | - | 0 | - | - | 33 | UNGARN |
| - | 4 | - | - | 0 | - | - | 33 | DARUNTER: BUD |
| 0 | - | - | - | - | - | - | 1 | ALBANIEN |
| 0 | 2 | 0 | - | - | - | - | 10 | TSCHECHOSLOW |
| - | 2 | - | - | - | - | - | 12 | RUMAENIEN |
| - | 2 | - | - | - | - | - | 12 | DARUNTER: BUH |
| - | 13 | - | 0 | - | 0 | - | 49 | BULGARIEN |
| 0 | 13 | - | 0 | - | 0 | - | 49 | DARUNTER: SOF |
| 0 | 0 | - | 0 | - | 0 | - | 24 | POLEN |
| 0 | 0 | - | 0 | - | 0 | - | 24 | DARUNTER: WAW |
| 0 | 128 | - | - | 0 | 0 | - | 502 | SOWJETUNION |
| 0 | 46 | - | - | 0 | 0 | - | 420 | DARUNTER: MOW |
| - | 81 | - | - | - | - | - | 81 | LED |
| 152 | 153 | 2 | 1 | 2 | 3 | 0 | 7 410 | EUROPA |

6 GÜTERVERKEHR
 6. 2 VERFLECHTUNG IM VERKEHR
 6. 2. 4 EMPFANG

| VON HERKUNFTSLAND BZW. --- FLUGPLATZ | NACH ENDZIEL | | | | | | | | |
|---|------------------|-------------------|-----------------|----------------------|---------------------|--------------------|--------------------|--------------------|-------------------|
| | HAMBURG (HAM) | HANNOVER (HAJ) | BREMEN (BRE) | DUESSELDORF (DUS) | KOELN/BOHN (CGN) | FRANKFURT (FRA) | STUTTGART (STR) | NUERNBERG (NUE) | MUENCHEN (MUC) |
| EMPFANG | | | | | | | | | |
| INSGESAMT | | | | | | | | | |
| DARUNTER: EG-LAENDER | 251 | 100 | 42 | 266 | 2 524 | 1 039 | 159 | 184 | 312 |
| AEGYPTEN | 15 | 0 | 0 | 39 | 1 | 158 | 11 | 0 | 9 |
| DARUNTER: CAI | 15 | 0 | 0 | 39 | 1 | 156 | 10 | 0 | 9 |
| LIBYEN | - | - | 0 | 1 | 0 | 25 | - | 0 | 0 |
| DARUNTER: TIP | - | - | 0 | 1 | 0 | 25 | - | 0 | 0 |
| TUNESIEN | 2 | 0 | 3 | 6 | 5 | 48 | 10 | 0 | 4 |
| DARUNTER: TUN | 0 | 0 | 1 | 5 | 4 | 44 | 6 | 0 | 4 |
| MIR | - | 0 | 1 | 0 | 0 | 4 | 4 | - | 0 |
| ALGERIEN | 0 | - | 0 | - | 0 | 1 | - | - | 0 |
| MAROKKO | 7 | 2 | 0 | 8 | 0 | 24 | 5 | 0 | 0 |
| DARUNTER: CAS | 3 | 0 | - | 8 | 0 | 19 | 1 | 0 | 0 |
| SENEGAL | 1 | - | - | - | 0 | 21 | - | - | 0 |
| DARUNTER: DKR | 1 | - | - | - | 0 | 21 | - | - | 0 |
| ELFENB. KUESTE | - | - | - | 0 | 0 | 8 | 0 | - | 0 |
| BURKINA FASO | - | - | - | 0 | 0 | 0 | 0 | - | - |
| GHANA | 0 | - | 0 | 7 | 0 | 2 | 0 | - | 0 |
| DARUNTER: ACC | 0 | - | 0 | 7 | 0 | 2 | 0 | - | 0 |
| TOGO | 0 | - | - | 0 | 0 | 0 | 0 | - | 0 |
| NIGERIA | 1 | 4 | 0 | 0 | 0 | 24 | 0 | - | 0 |
| DARUNTER: LOS | 1 | 4 | 0 | 0 | 0 | 24 | 0 | - | 0 |
| KAMERUN | 0 | - | 0 | 0 | 0 | 3 | - | 0 | 0 |
| ZAIRE | 0 | - | 0 | - | 0 | 12 | 0 | - | - |
| ANGOLA | - | - | 3 | - | - | 0 | 0 | - | - |
| SUDAN | 2 | 0 | - | 0 | - | 3 | 0 | - | - |
| AEHTHIOPIEN | - | 0 | 11 | - | 0 | 16 | 0 | - | - |
| DARUNTER: ADD | - | 0 | 11 | - | 0 | 16 | 0 | - | - |
| KENIA | 61 | 0 | 0 | 5 | 0 | 127 | 2 | 1 | 15 |
| DARUNTER: NBO | 58 | 0 | 0 | 1 | 0 | 124 | 2 | 0 | 15 |
| MBA | 3 | 0 | - | 4 | - | 3 | - | 0 | - |
| BURUNDI | - | - | - | 0 | 0 | 1 | 0 | - | 0 |
| TANSANIA | 0 | - | 0 | 0 | 0 | 6 | 0 | - | 0 |
| SAMBIA | 0 | - | 0 | 0 | 0 | 8 | 0 | - | 0 |
| DARUNTER: LUN | 0 | - | 0 | 0 | 0 | 8 | 0 | - | 0 |
| MALAWI | 0 | 0 | 0 | 0 | 0 | 0 | 0 | - | 0 |
| SIMBABWE | 3 | 1 | 0 | 0 | 23 | 39 | 2 | 0 | 3 |
| DARUNTER: HRE | 3 | 0 | 0 | 0 | 23 | 38 | 2 | 0 | 3 |
| BOTSUANA | 0 | - | - | - | 0 | 0 | - | - | 0 |
| NAMIBIA | - | 0 | - | 0 | 0 | 12 | - | 0 | 0 |
| DARUNTER: WDH | - | 0 | - | 0 | 0 | 12 | - | 0 | 0 |
| MOSAMBIK | 0 | - | - | - | 0 | 1 | - | - | 0 |
| MADAGASKAR | 0 | - | 0 | - | 0 | 0 | 0 | - | - |
| SESHELLEN | 0 | - | - | 2 | - | 2 | - | - | - |
| MAURITIUS | 4 | 0 | - | 6 | 3 | 8 | 7 | 10 | 2 |
| DARUNTER: MRU | 4 | 0 | - | 6 | 3 | 8 | 7 | 10 | 2 |
| SUEDAFRIKA | 45 | 6 | 7 | 5 | 3 | 218 | 5 | 2 | 45 |
| DARUNTER: JNB | 40 | 4 | 6 | 4 | 2 | 178 | 3 | 1 | 44 |
| CPT | 2 | 1 | 2 | 0 | 0 | 25 | 0 | 0 | 0 |
| DUR | 0 | 0 | 0 | 0 | 0 | 9 | 0 | 0 | 0 |
| *ZA | 2 | 0 | - | 0 | 0 | 7 | 0 | 0 | 0 |
| A F R I K A | 145 | 15 | 27 | 82 | 41 | 769 | 43 | 16 | 84 |
| KANADA | 57 | 10 | 15 | 34 | 7 | 1 054 | 22 | 12 | 69 |
| DARUNTER: YMQ | 4 | 0 | 0 | 4 | 2 | 75 | 1 | 0 | 8 |
| YTO | 15 | 5 | 12 | 15 | 3 | 601 | 10 | 7 | 50 |
| YEA | - | 0 | 0 | 0 | 0 | 31 | - | - | 0 |
| YVR | 28 | 5 | 0 | 15 | 1 | 238 | 11 | 4 | 10 |
| YYC | 0 | 0 | 1 | - | - | 93 | 0 | - | 0 |
| YHZ | 8 | - | - | - | - | 13 | 0 | - | - |
| USA | 386 | 147 | 40 | 683 | 862 | 7 017 | 298 | 94 | 940 |
| DARUNTER: NYC | 159 | 30 | 9 | 168 | 595 | 1 899 | 73 | 18 | 190 |
| CHI | 47 | 28 | 3 | 142 | 25 | 1 175 | 49 | 16 | 216 |
| BOS | 15 | 2 | 0 | 19 | 9 | 278 | 13 | 10 | 54 |
| PHL | 3 | 4 | 4 | 10 | 4 | 119 | 5 | 5 | 13 |
| BWI | 1 | - | - | - | 0 | 12 | 0 | 0 | 2 |
| WAS | 4 | 6 | 1 | 4 | 2 | 141 | 9 | 0 | 21 |
| DET | 0 | 0 | 0 | 13 | 7 | 49 | 3 | 1 | 2 |
| PIT | - | 0 | - | 2 | 0 | 74 | 0 | 0 | 0 |
| CVG | 0 | 2 | - | 0 | 2 | 99 | 2 | 0 | 0 |
| IND | - | - | - | 0 | - | 13 | - | 0 | 2 |
| CLE | 0 | 0 | 0 | 7 | 0 | 7 | 1 | 0 | 0 |
| *U1 | 0 | 0 | 0 | 0 | 0 | 12 | 0 | 0 | 0 |
| ATL | 28 | 18 | 0 | 18 | 162 | 751 | 36 | 2 | 69 |
| CLT | 0 | 8 | 0 | 12 | 9 | 113 | 2 | 8 | 9 |
| TPA | 0 | - | - | 0 | 0 | 10 | 0 | - | 2 |
| MIA | 10 | 0 | 6 | 192 | 5 | 149 | 6 | 2 | 23 |
| SJU | 0 | - | - | 4 | 2 | 51 | 2 | 6 | 34 |
| ORL | 1 | - | - | 0 | - | 129 | 0 | - | 6 |
| *U2 | 0 | 0 | 0 | 0 | - | 6 | 4 | 0 | 0 |
| MSP | 3 | - | 0 | 0 | 0 | 20 | 1 | 1 | 2 |
| STL | 1 | - | - | 0 | - | 13 | - | - | 5 |
| DAL | 9 | 10 | 0 | 6 | 18 | 408 | 8 | 1 | 15 |
| HOU | 8 | 18 | 2 | 6 | 7 | 201 | 2 | 0 | 19 |
| SEA | 9 | 0 | 0 | 2 | 0 | 34 | 2 | 0 | 8 |
| PDX | 2 | - | - | 0 | 0 | 15 | 0 | 0 | 6 |
| SLC | 0 | 2 | - | 0 | - | 15 | 0 | - | 1 |
| SFO | 17 | 2 | 3 | 13 | 4 | 371 | 14 | 4 | 98 |
| LAX | 58 | 15 | 7 | 57 | 8 | 763 | 46 | 15 | 114 |
| DEN | 2 | - | - | 2 | 0 | 17 | 14 | - | 2 |
| PHX | 1 | - | - | 0 | - | 10 | 1 | 0 | 19 |
| MEXIKO | 10 | 13 | 2 | 3 | 12 | 93 | 4 | 2 | 1 |
| DARUNTER: MEX | 10 | 13 | 1 | 3 | 12 | 90 | 4 | 2 | 1 |

JUNI 1991

MIT GEBIETEN AUSSERHALB DES BUNDESGBIETES

IN TONNEN

| FLUGPLATZ | | | | | | | | VON HERKUNFTSLAND |
|----------------------|-------|-----------------------|-----------------------|------------------|------------------|----------|-----------|--|
| B E R L I N (TXL) | (SXF) | SAARBRUECKEN (SCN) | MUENSTER/OSN (FMO) | LEIPZIG (LEJ) | DRESDEN (DRS) | SONSTIGE | INSGESAMT | BZW. --- FLUGPLATZ |
| 107 | 0 | 0 | 0 | 1 | 2 | 0 | 4 990 | EMPFANG INSGESAMT DARUNTER: EG-LAENDER |
| 4 | 5 | 0 | - | - | - | - | 245 | AEGYPTEN |
| 4 | 5 | 0 | - | - | - | - | 242 | DARUNTER: CAI |
| - | - | - | - | - | - | - | 26 | LIBYEN |
| 0 | 0 | - | - | 0 | - | - | 26 | DARUNTER: TIP |
| 0 | 0 | - | - | 0 | - | - | 79 | TUNESIEN |
| 0 | 0 | - | - | 0 | - | - | 65 | DARUNTER: TUN |
| 1 | - | - | - | 0 | 0 | - | 12 | MIR |
| 0 | - | - | - | - | - | - | 2 | ALGERIEN |
| 0 | - | - | - | - | - | - | 49 | MAROKKO |
| 0 | - | - | - | - | - | - | 32 | DARUNTER: CAS |
| 0 | - | - | - | - | - | - | 23 | SENEGAL |
| 0 | - | - | - | - | - | - | 23 | DARUNTER: DKR |
| 0 | - | - | - | - | - | - | 9 | ELFENB.KUESTE |
| 0 | - | - | - | - | - | - | 1 | BURKINA FASO |
| - | - | - | - | - | - | - | 11 | GHANA |
| - | - | - | - | - | - | - | 11 | DARUNTER: ACC |
| 0 | - | - | - | - | - | - | 2 | TOGO |
| 0 | - | - | - | - | - | - | 31 | NIGERIA |
| 0 | - | - | - | - | - | - | 31 | DARUNTER: LOS |
| 0 | - | - | - | - | - | - | 6 | KAMERUN |
| 0 | - | - | - | - | - | - | 12 | ZAIRE |
| 0 | 2 | - | - | - | - | - | 5 | ANGOLA |
| - | - | - | - | - | - | - | 6 | SUDAN |
| - | - | - | - | - | - | - | 27 | AETHIOPIEN |
| 9 | - | - | - | - | - | - | 27 | DARUNTER: ADD |
| 0 | - | - | - | - | - | - | 221 | KENIA |
| 0 | - | - | - | - | - | - | 210 | DARUNTER: NBO |
| - | - | - | - | - | - | - | 11 | NBA |
| - | - | - | - | - | - | - | 1 | BURUNDI |
| - | - | - | - | - | - | - | 7 | TANSANIA |
| - | - | - | - | - | - | - | 10 | SAMBIA |
| - | - | - | - | - | - | - | 10 | DARUNTER: LUN |
| 0 | - | - | - | - | - | - | 2 | MALAWI |
| 0 | - | - | - | - | - | - | 73 | SIMBABWE |
| 0 | - | - | - | - | - | - | 72 | DARUNTER: HRE |
| 0 | - | - | - | - | - | - | 0 | BOTSUANA |
| 0 | - | - | - | - | - | - | 13 | NAMIBIA |
| 0 | 0 | - | - | - | - | - | 13 | DARUNTER: WDH |
| - | - | - | - | - | - | - | 1 | MOSAMBIK |
| - | - | - | - | - | - | - | 1 | MADAGASKAR |
| - | - | - | - | - | - | - | 5 | SESCHELLEN |
| - | - | - | - | - | - | - | 41 | MAURITIUS |
| 0 | - | 0 | 0 | - | - | - | 41 | DARUNTER: MRU |
| 0 | - | - | 0 | - | - | - | 336 | SUEDAFRIKA |
| 0 | - | 0 | 0 | - | - | - | 282 | DARUNTER: JNB |
| 0 | - | - | - | - | - | - | 32 | CPT |
| 0 | - | - | - | - | - | - | 10 | DUR |
| 0 | - | - | - | - | - | - | 11 | *ZA |
| 18 | 7 | 0 | 0 | 0 | 0 | - | 1 247 | A F R I K A |
| 12 | - | 0 | 1 | 0 | 0 | 0 | 1 294 | KANADA |
| 5 | - | 0 | - | - | - | 0 | 101 | DARUNTER: YMQ |
| 3 | - | 0 | 0 | 0 | - | - | 721 | YTO |
| 0 | - | - | - | - | - | - | 32 | YEA |
| 5 | - | 0 | 0 | - | - | - | 318 | YVR |
| - | - | - | - | - | - | - | 95 | YYC |
| - | - | - | - | - | - | - | 22 | YHZ |
| 142 | - | 0 | 10 | 2 | 0 | 2 | 10 624 | USA |
| 38 | - | 0 | 1 | - | 0 | 1 | 3 182 | DARUNTER: NYC |
| 33 | - | 0 | 2 | 0 | - | 0 | 1 737 | CHI |
| 5 | - | 0 | 0 | - | - | - | 406 | BOS |
| 7 | - | - | - | - | - | - | 173 | PHL |
| 0 | - | - | - | - | - | - | 17 | BWI |
| 0 | - | - | 0 | 0 | - | - | 189 | WAS |
| 0 | - | 0 | - | - | - | - | 75 | DET |
| 0 | - | - | - | - | - | - | 79 | PIT |
| 0 | - | - | - | - | - | - | 106 | CVG |
| - | - | - | - | - | - | - | 16 | IND |
| - | - | - | - | - | - | - | 17 | CLE |
| - | - | - | - | - | - | - | 14 | *U1 |
| 17 | - | - | 0 | - | - | - | 1 103 | ATL |
| 8 | - | - | 2 | - | - | - | 172 | CLT |
| 0 | - | - | - | - | - | - | 14 | TPA |
| 4 | - | - | 0 | 1 | 0 | 0 | 400 | MIA |
| - | - | - | - | - | - | - | 100 | SJU |
| 0 | - | - | - | - | - | - | 138 | ORL |
| - | - | - | 0 | - | - | 0 | 12 | *U2 |
| - | - | - | - | - | - | - | 27 | MSP |
| - | - | - | - | - | - | - | 19 | STL |
| 1 | - | 0 | 0 | - | - | 0 | 476 | DAL |
| 3 | - | - | - | - | - | - | 267 | HOU |
| 0 | - | - | - | - | - | - | 57 | SEA |
| - | - | - | - | - | - | - | 25 | PDX |
| 0 | - | - | - | - | - | - | 18 | SLC |
| 11 | - | 0 | 3 | - | 0 | - | 541 | SFO |
| 7 | - | 0 | 0 | - | - | - | 1 092 | LAX |
| 0 | - | - | - | - | - | - | 37 | DEN |
| 0 | - | - | - | - | - | - | 32 | PHX |
| 0 | - | - | - | - | - | - | 142 | MEXIKO |
| 0 | - | - | - | - | - | - | 138 | DARUNTER: MEX |

6 GÜTERVERKEHR
 6.2 VERFLECHTUNG IM VERKEHR
 6.2.4 EMPFANG

| VON HERKUNFTSLAND BZW. --- FLUGPLATZ | NACH ENDZIEL | | | | | | | | |
|---|------------------|-------------------|-----------------|----------------------|---------------------|--------------------|--------------------|--------------------|-------------------|
| | HAMBURG (HAM) | HANNOVER (HAJ) | BREMEN (BRE) | DUESSELDORF (DUS) | KOELN/BONN (CGN) | FRANKFURT (FRA) | STUTTGART (STR) | NUERNBERG (NUE) | MUENCHEN (MUC) |
| EMPFANG | | | | | | | | | |
| INSGESAMT | | | | | | | | | |
| GUATEMALA | 1 | 0 | 0 | 0 | - | 7 | 0 | 0 | 0 |
| DARUNTER:GUA | 1 | 0 | 0 | 0 | - | 7 | 0 | 0 | 0 |
| HONDURAS | - | - | - | - | - | 0 | - | - | 0 |
| EL SALVADOR | - | - | - | 0 | - | 4 | - | - | - |
| COSTA RICA | - | - | - | - | - | 26 | 0 | - | 0 |
| DARUNTER:SJO | - | - | - | - | - | 26 | 0 | - | 0 |
| PANAMA | 0 | - | 0 | - | - | - | - | 0 | 0 |
| KUBA | 0 | 0 | 0 | 0 | 0 | 11 | - | 1 | - |
| DARUNTER:HAV | 0 | 0 | 0 | 0 | 0 | 11 | - | 1 | - |
| JAMAICA | 0 | - | - | 1 | - | 0 | - | - | - |
| DOMINIK.REP | 0 | - | - | - | - | 4 | 0 | - | 0 |
| BARBADOS | 0 | - | - | - | - | 1 | - | - | 0 |
| NIED.ANTILLEN | 0 | - | - | - | - | 0 | - | - | 0 |
| ST.LUCIA | - | - | - | - | - | 3 | - | - | - |
| KOLUMBIEN | 20 | 0 | 3 | 7 | 0 | 366 | 0 | 0 | 0 |
| DARUNTER:BOG | 20 | 0 | 3 | 7 | 0 | 360 | 0 | 0 | 0 |
| VENEZUELA | 0 | 0 | 0 | 0 | 0 | 10 | 0 | 0 | 1 |
| DARUNTER:CCS | 0 | 0 | 0 | 0 | 0 | 10 | 0 | 0 | 1 |
| BRASILIEN | 126 | 22 | 1 | 22 | 2 | 503 | 13 | 3 | 28 |
| DARUNTER:RIO | 31 | 6 | 0 | 1 | 0 | 45 | 0 | 0 | 2 |
| SAO | 57 | 14 | 0 | 5 | 0 | 401 | 12 | 3 | 24 |
| POA | 25 | 2 | 0 | 3 | 0 | 36 | 0 | 0 | 0 |
| *BR | 12 | 0 | - | 13 | 0 | 15 | 0 | - | 0 |
| ECUADOR | 3 | 3 | 0 | 0 | 0 | 46 | 0 | - | 0 |
| DARUNTER:UIO | 2 | 3 | 0 | 0 | 0 | 44 | 0 | - | 0 |
| PERU | 6 | 0 | 0 | 1 | 0 | 93 | 8 | 3 | 0 |
| DARUNTER:LIM | 6 | 0 | 0 | 1 | 0 | 93 | 8 | 3 | 0 |
| BOLIVIEN | 0 | 0 | - | - | 0 | 4 | 0 | - | 0 |
| PARAGUAY | - | - | 0 | - | 0 | 5 | 0 | - | - |
| URUGUAY | 2 | - | 0 | 2 | 0 | 46 | 0 | - | 0 |
| DARUNTER:HVD | 2 | - | 0 | 2 | 0 | 46 | 0 | - | 0 |
| ARGENTINIEN | 2 | 0 | 0 | 11 | 2 | 43 | 2 | 0 | 0 |
| DARUNTER:BUE | 2 | 0 | 0 | 11 | 2 | 43 | 2 | 0 | 0 |
| CHILE | 22 | 0 | 0 | 0 | 2 | 33 | 0 | 0 | 0 |
| DARUNTER:SCL | 22 | 0 | 0 | 0 | 2 | 33 | 0 | 0 | 0 |
| A M E R I K A | 637 | 199 | 62 | 767 | 888 | 9 371 | 349 | 117 | 1 044 |
| LIBANON | 3 | 0 | 0 | 0 | 0 | 4 | 0 | - | 0 |
| ISRAEL | 9 | 4 | 11 | 4 | 1 143 | 260 | 7 | 1 | 44 |
| DARUNTER:TLV | 9 | 4 | 11 | 4 | 1 143 | 260 | 7 | 1 | 44 |
| JORDANIEN | 0 | - | - | 0 | 0 | 5 | 0 | 0 | 0 |
| SYRIEN | 5 | 0 | 0 | 0 | 0 | 9 | - | - | 0 |
| DARUNTER:DAM | 5 | 0 | 0 | 0 | 0 | 9 | - | - | 0 |
| IRAN | 41 | 3 | 0 | 2 | 4 | 90 | 2 | 1 | 6 |
| DARUNTER:THR | 41 | 3 | 0 | 2 | 4 | 90 | 2 | 1 | 6 |
| BAHRAIN | 1 | - | 0 | - | 0 | 10 | - | - | 0 |
| DARUNTER:BAH | 1 | - | 0 | - | 0 | 10 | - | - | 0 |
| KATAR | - | - | - | - | - | 2 | 1 | 0 | - |
| SAUDI-ARAB | 1 | 0 | 0 | 0 | 0 | 16 | 2 | 0 | 1 |
| DARUNTER:JED | 0 | 0 | 0 | 0 | 0 | 8 | 0 | 0 | 0 |
| JEMEN | 0 | - | 0 | 0 | 0 | 2 | 0 | 0 | - |
| OMAN | 0 | 0 | 0 | 3 | 0 | 0 | 0 | 0 | 0 |
| V.A.EMIRATE | 41 | 4 | 9 | 36 | 25 | 410 | 11 | 6 | 29 |
| DARUNTER:SHJ | 2 | - | - | - | - | 9 | - | - | 20 |
| DXB | 36 | 4 | 8 | 35 | 25 | 387 | 11 | 6 | 6 |
| AUH | 4 | 0 | 0 | 1 | 0 | 15 | 0 | 0 | 2 |
| PAKISTAN | 70 | 13 | 7 | 32 | 154 | 274 | 31 | 9 | 15 |
| DARUNTER:KHI | 41 | 12 | 2 | 21 | 149 | 227 | 13 | 3 | 10 |
| ISB | 13 | 1 | 4 | 1 | 15 | 2 | 2 | 0 | - |
| LHE | 16 | 0 | 2 | 5 | 3 | 28 | 12 | 3 | 4 |
| *PK | 0 | 1 | 0 | 2 | 0 | 4 | 4 | 2 | 2 |
| BANGLADESCH | 4 | 0 | 0 | 10 | 0 | 21 | - | 0 | 0 |
| DARUNTER:DAC | 4 | 0 | 0 | 10 | 0 | 21 | - | 0 | 0 |
| AFGHANISTAN | 3 | - | - | - | 0 | 0 | - | - | 0 |
| INDIEN | 127 | 17 | 26 | 117 | 39 | 1 391 | 43 | 22 | 53 |
| DARUNTER:DEL | 59 | 14 | 10 | 40 | 16 | 925 | 10 | 8 | 19 |
| CCU | 1 | 0 | 1 | 8 | 0 | 77 | 0 | 0 | 1 |
| BOM | 41 | 2 | 2 | 14 | 7 | 237 | 8 | 5 | 8 |
| MAA | 16 | 0 | 9 | 30 | 11 | 60 | 16 | 7 | 20 |
| BLR | 4 | 0 | 4 | 24 | 4 | 74 | 5 | 0 | 4 |
| *IN | 6 | 0 | 1 | 0 | 0 | 17 | 3 | 0 | 0 |
| NEPAL | 18 | 4 | 0 | 7 | 1 | 19 | 7 | - | 4 |
| DARUNTER:KTM | 18 | 4 | 0 | 7 | 1 | 19 | 7 | - | 4 |
| SRI LANKA | 16 | 0 | - | 9 | 2 | 59 | 0 | 0 | 18 |
| DARUNTER:CMB | 16 | 0 | - | 9 | 2 | 59 | 0 | 0 | 18 |
| THAILAND | 57 | 16 | 9 | 40 | 9 | 551 | 19 | 12 | 46 |
| DARUNTER:BKK | 57 | 16 | 9 | 40 | 9 | 549 | 19 | 12 | 46 |
| VIETNAM | 2 | - | - | 0 | 0 | 9 | 5 | - | 0 |
| DARUNTER:SGN | 2 | - | - | 0 | 0 | 9 | 5 | - | 0 |
| MALAYSIA | 14 | 66 | 1 | 5 | 0 | 136 | 16 | 17 | 13 |
| DARUNTER:KUL | 12 | 29 | 1 | 3 | 0 | 97 | 7 | 13 | 9 |
| PEN | 2 | 37 | 0 | 2 | 0 | 34 | 10 | 3 | 5 |
| SINGAPUR | 16 | 9 | 7 | 10 | 5 | 365 | 6 | 22 | 22 |
| DARUNTER:SIN | 16 | 9 | 7 | 10 | 5 | 365 | 6 | 22 | 22 |
| BRUNEI | 0 | - | - | - | 0 | 5 | - | 0 | - |
| INDONESIEN | 9 | 2 | 5 | 10 | 3 | 144 | 3 | 6 | 8 |
| DARUNTER:JKT | 5 | 2 | 1 | 6 | 1 | 93 | 0 | 2 | 4 |
| DPS | 3 | 0 | 2 | 3 | 2 | 49 | 2 | 4 | 4 |
| PHILIPPINEN | 6 | 0 | 0 | 7 | 0 | 143 | 10 | 12 | 26 |
| DARUNTER:MNL | 6 | 0 | 0 | 7 | 0 | 141 | 10 | 11 | 26 |
| HONGKONG (BRIT) | 106 | 43 | 55 | 90 | 307 | 1 042 | 144 | 57 | 76 |
| DARUNTER:HKG | 106 | 43 | 55 | 90 | 307 | 1 042 | 144 | 57 | 76 |
| TAIWAN | 16 | 5 | 4 | 25 | 6 | 296 | 14 | 10 | 17 |

JUNI 1991

MIT GEBIETEN AUSSERHALB DES BUNDESGBIETES

IN TONNEN

| FLUGPLATZ | | | | | | | VON HERKUNFTSLAND | |
|----------------------|-------|-----------------------|-----------------------|------------------|------------------|----------|-------------------|--------------------|
| B E R L I N (TXL) | (SKF) | SAARBRUECKEN (SCN) | MUENSTER/OSN (FMO) | LEIPZIG (LEJ) | DRESDEN (DRS) | SONSTIGE | INSGESAMT | BZW. --- FLUGPLATZ |
| | | | | | | | EMPFANG | |
| | | | | | | | INSGESAMT | |
| - | - | 0 | - | - | - | - | 11 | GUATEMALA |
| - | - | 0 | - | - | - | - | 11 | DARUNTER:GUA |
| 0 | - | - | - | - | - | - | 0 | HONDURAS |
| - | - | - | - | - | - | - | 5 | EL SALVADOR |
| - | - | - | - | - | - | - | 27 | COSTA RICA |
| - | - | - | - | - | - | - | 27 | DARUNTER:SJO |
| - | 2 | - | - | - | - | - | 0 | PANAMA |
| - | 2 | - | - | - | - | - | 15 | KUBA |
| - | - | - | - | - | - | - | 15 | DARUNTER:HAV |
| - | - | - | - | - | - | - | 1 | JAMAICA |
| - | - | - | - | - | - | - | 6 | DOMINIK.REP |
| - | - | - | - | - | - | - | 1 | BARBADOS |
| - | - | - | - | - | - | - | 0 | NIED.ANTILLEN |
| - | - | - | - | - | - | - | 3 | ST.LUCIA |
| 1 | 0 | - | - | 0 | - | 3 | 402 | KOLUMBIEN |
| 1 | 0 | - | - | 0 | - | 3 | 395 | DARUNTER:BOG |
| 0 | - | 0 | 0 | - | - | - | 13 | VENEZUELA |
| 0 | - | - | - | - | - | - | 12 | DARUNTER:CCS |
| 0 | - | 0 | - | - | 0 | 0 | 721 | BRASILLEN |
| 0 | - | 0 | - | - | 0 | - | 86 | DARUNTER:RIO |
| 0 | - | 0 | - | - | 0 | - | 518 | SAO |
| 0 | - | - | - | - | - | - | 67 | POA |
| 0 | - | 0 | - | - | - | - | 41 | *BR |
| 0 | - | - | - | - | - | - | 53 | ECUADOR |
| 0 | - | - | - | - | - | - | 50 | DARUNTER:UIO |
| 1 | - | - | - | - | - | - | 114 | PERU |
| 1 | - | - | - | - | - | - | 114 | DARUNTER:LIM |
| 0 | - | - | - | - | - | - | 4 | BOLIVIEN |
| 0 | - | - | - | - | - | - | 5 | PARAGUAY |
| 0 | - | - | - | - | - | - | 53 | URUGUAY |
| 0 | - | - | - | - | - | - | 53 | DARUNTER:MVD |
| 0 | - | - | - | - | - | - | 61 | ARGENTINIEN |
| 0 | - | - | - | - | - | - | 61 | DARUNTER:BUE |
| 0 | - | - | 0 | - | - | - | 58 | CHILE |
| 0 | - | - | 0 | - | - | - | 58 | DARUNTER:SCL |
| 158 | 2 | 0 | 14 | 2 | 1 | 4 | 13 616 | A M E R I K A |
| 0 | 0 | - | - | - | - | - | 8 | LIBANON |
| 4 | 7 | 0 | 0 | - | - | - | 1 495 | ISRAEL |
| 4 | 7 | 0 | 0 | - | - | - | 1 495 | DARUNTER:TLV |
| 2 | - | - | - | - | - | - | 9 | JORDANIEN |
| 1 | 7 | - | - | - | 0 | - | 25 | SYRIEN |
| 1 | 7 | - | - | - | 0 | - | 25 | DARUNTER:DAM |
| 0 | - | 0 | - | - | - | 0 | 149 | IRAN |
| 0 | - | 0 | - | - | - | 0 | 149 | DARUNTER:THR |
| - | - | - | 0 | - | - | - | 12 | BAHRAIN |
| - | - | - | 0 | - | - | - | 12 | DARUNTER:BAH |
| 0 | - | - | - | - | - | - | 4 | KATAR |
| 0 | - | - | 0 | - | - | - | 24 | SAUDI-ARAB. |
| - | - | - | - | - | - | - | 12 | DARUNTER:JED |
| 0 | - | - | - | - | - | - | 2 | JEMEN |
| - | - | - | - | - | - | - | 4 | OMAN |
| 6 | - | - | 3 | - | - | - | 580 | V.A.EMIRATE |
| - | - | - | - | - | - | - | 31 | DARUNTER:SHJ |
| 6 | - | - | 3 | - | - | - | 527 | DXB |
| - | - | - | - | - | - | - | 23 | AUH |
| 8 | 0 | 0 | 0 | 0 | - | - | 615 | PAKISTAN |
| 4 | 0 | 0 | 0 | 0 | - | - | 482 | DARUNTER:KHI |
| 0 | - | - | - | - | - | - | 36 | ISB |
| 4 | - | - | - | - | - | - | 79 | LHE |
| 0 | - | - | - | - | - | - | 18 | *PK |
| 0 | - | - | - | - | - | - | 36 | BANGLADESCH |
| 0 | - | - | - | - | - | - | 36 | DARUNTER:DAC |
| - | - | - | - | - | - | - | 4 | AFGHANISTAN |
| 24 | - | - | 5 | 12 | 0 | - | 1 877 | INDIEN |
| 20 | - | - | 2 | 12 | 0 | - | 1 135 | DARUNTER:DEL |
| 0 | - | - | - | 0 | - | - | 92 | CCU |
| 1 | - | - | 0 | - | - | - | 326 | BOM |
| 0 | - | - | 3 | 0 | 0 | - | 173 | MAA |
| 1 | - | - | - | - | - | - | 121 | BLR |
| 0 | - | - | 0 | - | - | - | 29 | *IN |
| 0 | - | 0 | - | 0 | - | - | 61 | NEPAL |
| 0 | - | 0 | - | 0 | - | - | 61 | DARUNTER:KTM |
| - | - | - | - | - | - | - | 105 | SRI LANKA |
| - | - | - | - | - | - | - | 105 | DARUNTER:CMB |
| 77 | 0 | 0 | 0 | - | - | - | 837 | THAILAND |
| 76 | 0 | 0 | 0 | - | - | - | 833 | DARUNTER:BKK |
| 2 | - | - | - | - | - | 0 | 19 | VIETNAM |
| 2 | - | - | - | - | - | 0 | 17 | DARUNTER:SGN |
| 1 | - | 0 | - | - | - | - | 273 | MALAYSIA |
| 0 | - | 0 | - | - | - | - | 172 | DARUNTER:KUL |
| 0 | - | - | - | - | - | - | 95 | PEN |
| 29 | 11 | - | - | - | 0 | 0 | 502 | SINGAPUR |
| 29 | 11 | - | - | - | 0 | 0 | 502 | DARUNTER:SIN |
| - | - | - | - | - | - | - | 5 | BRUNEI |
| 8 | - | - | - | - | - | - | 197 | INDONESIEN |
| 2 | - | - | - | - | - | - | 118 | DARUNTER:JKT |
| 5 | - | - | - | - | - | - | 75 | DPS |
| 0 | - | 0 | 0 | - | - | - | 207 | PHILIPPINEN |
| 0 | - | 0 | 0 | - | - | - | 203 | DARUNTER:MNL |
| 19 | 5 | 0 | 4 | - | - | - | 1 947 | HONGKONG (BRIT) |
| 19 | 5 | 0 | 4 | - | - | - | 1 947 | DARUNTER:HKG |
| 9 | - | - | 6 | - | - | - | 407 | TAIWAN |

6 GÜTERVERKEHR
6.2 VERFLECHTUNG IM VERKEHR
6.2.4 EMPFANG

| VON HERKUNFTSLAND BZW. --- FLUGPLATZ | NACH ENDZIEL | | | | | | | | |
|---|------------------|-------------------|-----------------|----------------------|---------------------|--------------------|--------------------|--------------------|-------------------|
| | HAMBURG (HAM) | HANNOVER (HAJ) | BREMEN (BRE) | DUESSELDORF (DUS) | KOELN/BONN (CGN) | FRANKFURT (FRA) | STUTTGART (STR) | NUERNBERG (NUE) | MUENCHEN (MUC) |
| EMPFANG | | | | | | | | | |
| INSGESAMT | | | | | | | | | |
| DARUNTER: TPE | 15 | 3 | 2 | 20 | 6 | 294 | 13 | 9 | 12 |
| *TW | 2 | 1 | 1 | 4 | 0 | 2 | 0 | 1 | 4 |
| JAPAN | 171 | 25 | 3 | 176 | 107 | 1 833 | 61 | 48 | 97 |
| DARUNTER: TYO | 75 | 16 | 1 | 111 | 100 | 1 360 | 44 | 30 | 87 |
| OSA | 94 | 8 | 2 | 59 | 7 | 454 | 11 | 17 | 9 |
| *JP | 0 | - | - | 2 | 0 | 16 | 5 | - | 0 |
| KOREA REP. | 43 | 2 | 4 | 33 | 50 | 502 | 15 | 35 | 27 |
| DARUNTER: SEL | 42 | 2 | 4 | 28 | 47 | 490 | 14 | 31 | 23 |
| PUS | 1 | - | 0 | 5 | 3 | 12 | 1 | 5 | 4 |
| KOREA DEM. VR | - | - | - | 0 | 0 | 0 | 0 | - | 0 |
| DARUNTER: FNJ | - | - | - | - | - | - | - | - | - |
| CHINA | 27 | 2 | 16 | 8 | 2 | 153 | 7 | 19 | 5 |
| DARUNTER: PEK | 11 | 0 | 9 | 7 | 2 | 104 | 6 | 19 | 3 |
| SHA | 4 | 1 | 5 | 0 | 0 | 42 | 0 | 0 | 0 |
| *CN | 5 | - | 1 | 0 | 0 | 7 | 0 | 0 | 0 |
| A S I E N | 809 | 215 | 157 | 626 | 1 862 | 7 752 | 407 | 281 | 508 |
| AUSTRALIEN | 6 | 1 | 0 | 2 | 2 | 147 | 4 | 0 | 5 |
| DARUNTER: SYD | 2 | 1 | 0 | 0 | 0 | 52 | 0 | 0 | 3 |
| MEB | 4 | 0 | 0 | 0 | 1 | 72 | 2 | 0 | 2 |
| BNE | 0 | - | 0 | 0 | 0 | 12 | 0 | - | 0 |
| NEUSEELAND | 1 | 0 | 0 | 8 | 0 | 63 | 0 | 0 | 0 |
| DARUNTER: AKL | 0 | 0 | 0 | 0 | 0 | 43 | 0 | 0 | 0 |
| CHC | 0 | - | 0 | 8 | - | 18 | - | 0 | 0 |
| AUSTRALIEN/OZEANIEN... | 7 | 1 | 1 | 10 | 2 | 210 | 4 | 0 | 6 |
| I N S G E S A M T .. | 1 976 | 621 | 305 | 1 874 | 6 125 | 19 873 | 1 082 | 631 | 2 125 |

JUNI 1991
 MIT GEBIETEN AUSSERHALB DES BUNDESGBIETES
 IN TONNEN

| FLUGPLATZ | | | | | | | VON HERKUNFTSLAND BZW. --- FLUGPLATZ | |
|----------------------|-------|-----------------------|-----------------------|------------------|------------------|----------|---|--------------------------|
| B E R L I N (TXL) | (SXF) | SAARBRUECKEN (SCN) | MUENSTER/OSN (FMO) | LEIPZIG (LEJ) | DRESDEN (DRS) | SONSTIGE | INSGESAMT | |
| | | | | | | | | EMPFANG |
| | | | | | | | | INSGESAMT |
| 9 | - | - | 6 | - | - | - | 389 | DARUNTER:TPE |
| 0 | - | - | - | - | - | - | 17 | *TW |
| 18 | 0 | 0 | 11 | 0 | 0 | 0 | 2 552 | JAPAN |
| 12 | 0 | 0 | 3 | - | 0 | 0 | 1 040 | DARUNTER:TYO |
| 6 | 0 | - | 8 | 0 | - | - | 677 | OSA |
| - | - | - | - | - | - | - | 24 | *JP |
| 11 | - | 0 | 7 | 0 | - | - | 731 | KOREA REP. |
| 11 | - | 0 | 7 | 0 | - | - | 700 | DARUNTER:SEL |
| 0 | - | 0 | - | - | - | - | 32 | PUS |
| 0 | 28 | - | - | - | - | - | 30 | KOREA DEM.VR |
| - | 28 | - | - | - | - | - | 28 | DARUNTER:PNJ |
| 34 | - | - | 0 | - | - | - | 273 | CHINA |
| 34 | - | - | 0 | - | - | - | 196 | DARUNTER:PEK |
| 0 | - | - | 0 | - | - | - | 55 | SHA |
| - | - | - | - | - | - | - | 15 | *CN |
| 257 | 59 | 3 | 37 | 13 | 1 | 0 | 12 988 | A S I E N |
| 0 | 0 | - | - | - | 0 | - | 170 | AUSTRALIEN |
| 0 | 0 | - | - | - | - | - | 61 | DARUNTER:SYD |
| 0 | - | - | - | - | - | - | 83 | MEB |
| 0 | - | - | - | - | 0 | - | 13 | BNE |
| 0 | - | - | - | 0 | - | - | 74 | NEUSEELAND |
| 0 | - | - | - | - | - | - | 44 | DARUNTER:AKL |
| - | - | - | - | - | - | - | 27 | CHC |
| 0 | 0 | - | - | 0 | 0 | - | 244 | AUSTRALIEN/OZEANIEN |
| 586 | 222 | 5 | 52 | 18 | 5 | 5 | 35 505 | I N S G E S A M T |

8 FLUGBEWEGUNGEN
8. 1 VERFLECHTUNG IM VERKEHR
8. 1. 1. STARTS BZW.

| NACH STRECKENZIEL- FLUGPLATZ | VON STRECKEN | | | | | | | | |
|---|------------------|-------------------|-----------------|----------------------|---------------------|--------------------|--------------------|--------------------|-------------------|
| | HAMBURG (HAM) | HANNOVER (HAJ) | BREMEN (BRE) | DUESSELDORF (DUS) | KOELN/BONN (CGN) | FRANKFURT (FRA) | STUTTGART (STR) | NUERNBERG (NUE) | MUENCHEN (MUC) |
| STARTS | | | | | | | | | |
| INSGESAMT | | | | | | | | | |
| HAMBURG | 23 | 62 | 41 | 266 | 194 | 448 | 187 | 80 | 320 |
| HANNOVER | 60 | 411 | 25 | 47 | 25 | 188 | 96 | 88 | 160 |
| BREMEN | 1 | 7 | 183 | 45 | 2 | 211 | 71 | 45 | 76 |
| DUESSELDORF | 255 | 56 | 45 | - | 21 | 234 | 205 | 80 | 402 |
| KOELN/BONN | 169 | 33 | 13 | 39 | 543 | 151 | 104 | 121 | 301 |
| FRANKFURT | 453 | 194 | 212 | 215 | 153 | 12 | 217 | 188 | 500 |
| STUTTGART | 186 | 98 | 74 | 210 | 143 | 187 | 577 | 27 | 39 |
| NUERNBERG | 80 | 91 | 44 | 83 | 113 | 191 | 29 | 108 | 94 |
| MUENCHEN | 349 | 156 | 80 | 411 | 307 | 536 | 48 | 107 | 41 |
| BERLIN (TEGEL) | 392 | 244 | 91 | 464 | 429 | 633 | 305 | 294 | 394 |
| BERLIN (SCHOENEFELD) .. | 1 | 4 | - | 6 | 1 | 6 | 5 | - | 3 |
| SAARBRUECKEN | 40 | - | 6 | 4 | 21 | 100 | 2 | 2 | 40 |
| MUENSTER/OSNABRUECK .. | - | 2 | 36 | 3 | 5 | 133 | 26 | - | 52 |
| LEIPZIG | 47 | 40 | 22 | 73 | 32 | 151 | 50 | 24 | 46 |
| DRESDEN | 75 | 21 | 28 | 54 | 50 | 111 | 82 | 29 | 51 |
| SONSTIGE FLUGPLAETZE .. | 285 | 5 | 307 | 113 | 499 | 244 | 136 | 142 | 492 |
| BUNDESGBIET | 2 416 | 1 424 | 1 207 | 2 033 | 2 538 | 3 536 | 2 140 | 1 335 | 3 011 |
| STARTS IM LINIENVERKEHR | | | | | | | | | |
| (OHNE NURFRACHTER) | | | | | | | | | |
| HAMBURG | - | - | - | 245 | 160 | 425 | 178 | 70 | 293 |
| HANNOVER | - | - | - | 40 | - | 160 | 95 | 84 | 155 |
| BREMEN | - | 1 | - | 45 | - | 190 | 70 | 40 | 75 |
| DUESSELDORF | 229 | 41 | 40 | - | 3 | 183 | 184 | 78 | 356 |
| KOELN/BONN | 155 | - | - | - | - | 121 | 45 | 58 | 247 |
| FRANKFURT | 427 | 165 | 190 | 163 | 122 | - | 138 | 140 | 427 |
| STUTTGART | 173 | 93 | 69 | 193 | 45 | 134 | - | - | 2 |
| NUERNBERG | 89 | 89 | 40 | 80 | 57 | 140 | - | - | 42 |
| MUENCHEN | 315 | 150 | 75 | 353 | 246 | 449 | 1 | 41 | - |
| BERLIN (TEGEL) | 389 | 215 | 81 | 461 | 411 | 610 | 297 | 292 | 384 |
| BERLIN (SCHOENEFELD) .. | - | - | - | - | - | 4 | - | - | - |
| SAARBRUECKEN | 39 | - | - | - | - | 100 | - | - | 40 |
| MUENSTER/OSNABRUECK .. | - | - | - | - | - | 110 | 23 | - | 48 |
| LEIPZIG | 45 | 40 | 22 | 70 | 25 | 105 | 45 | 22 | 45 |
| DRESDEN | 74 | 20 | 28 | 49 | 45 | 84 | 50 | 25 | 45 |
| SONSTIGE FLUGPLAETZE .. | 183 | - | 62 | 106 | 143 | 238 | 61 | 60 | 134 |
| BUNDESGBIET | 2 099 | 814 | 607 | 1 805 | 1 257 | 3 053 | 1 187 | 910 | 2 293 |
| STARTS IM PAUSCHAL- FLUGREISEVERKEHR | | | | | | | | | |
| HAMBURG | - | 21 | 9 | 17 | 3 | 3 | 1 | 4 | 16 |
| HANNOVER | 36 | - | - | 5 | 1 | 5 | - | 1 | - |
| BREMEN | - | - | - | - | - | - | - | - | - |
| DUESSELDORF | 19 | 10 | - | - | 2 | 32 | 9 | - | 35 |
| KOELN/BONN | 1 | 4 | 5 | 1 | - | 7 | - | 5 | 1 |
| FRANKFURT | - | 5 | 1 | 34 | 8 | - | 27 | - | 28 |
| STUTTGART | - | 1 | - | 4 | 3 | 17 | - | 3 | 21 |
| NUERNBERG | 4 | - | - | - | 4 | 6 | 3 | - | 8 |
| MUENCHEN | 18 | - | - | 40 | - | 37 | 24 | 1 | - |
| BERLIN (TEGEL) | 2 | 5 | - | - | 1 | 1 | 1 | - | 6 |
| BERLIN (SCHOENEFELD) .. | - | 3 | - | 5 | 1 | 1 | 1 | - | - |
| SAARBRUECKEN | - | - | 4 | - | 17 | - | - | 1 | - |
| MUENSTER/OSNABRUECK .. | - | - | 9 | - | - | - | - | - | - |
| LEIPZIG | - | - | - | 1 | - | - | - | - | 1 |
| DRESDEN | 1 | - | - | 4 | - | - | 4 | - | 2 |
| SONSTIGE FLUGPLAETZE .. | - | - | - | - | - | - | - | 4 | - |
| BUNDESGBIET | 81 | 49 | 28 | 111 | 40 | 109 | 70 | 19 | 118 |

JUNI 1991
 INNERHALB DES BUNDESGBIETES
 LANDUNGEN

| HERKUNFTSFLUGPLATZ | | | | | | | | NACH STRECKENZIEL- FLUGPLATZ |
|----------------------|-------|-----------------------|-----------------------|------------------|------------------|----------|-----------|---|
| B E R L I N (TIL) | (SXF) | SAARBRUECKEN (SCN) | MUENSTER/OSN (FMO) | LEIPZIG (LEJ) | DRESDEN (DRS) | SONSTIGE | INSGESAMT | |
| | | | | | | | | STARTS |
| | | | | | | | | INSGESAMT |
| 425 | 2 | 40 | - | 50 | 73 | 285 | 2 496 | HAMBURG |
| 244 | 4 | - | 4 | 44 | 22 | 4 | 1 422 | HANNOVER |
| 82 | - | 8 | 56 | 29 | 20 | 342 | 1 178 | BREMEN |
| 466 | 1 | 4 | 4 | 75 | 55 | 122 | 2 025 | DUESSELDORF |
| 421 | 1 | 19 | 6 | 28 | 52 | 503 | 2 504 | KOELN/BONN |
| 627 | 5 | 100 | 133 | 153 | 112 | 244 | 3 518 | FRANKFURT |
| 309 | 2 | 4 | 27 | 50 | 83 | 140 | 2 156 | STUTTGART |
| 289 | - | 10 | - | 20 | 23 | 139 | 1 314 | MUERNBERG |
| 400 | 1 | 49 | 56 | 45 | 48 | 504 | 3 138 | MUENCHEN |
| 84 | 1 | 93 | 71 | - | 12 | 392 | 3 899 | BERLIN (TEGEL) |
| - | 141 | - | 1 | 21 | - | 9 | 198 | BERLIN (SCHOENEFELD) |
| 90 | - | 117 | 1 | - | - | 43 | 466 | SAARBRUECKEN |
| 78 | - | 5 | 504 | 4 | 1 | 138 | 987 | MUENSTER/OSNABRUECK |
| 2 | 19 | - | 4 | 142 | 58 | 112 | 822 | LEIPZIG |
| 11 | - | 6 | 3 | 81 | - | 88 | 690 | DRESDEN |
| 391 | 12 | 42 | 129 | 113 | 83 | 205 | 3 198 | SONSTIGE FLUGPLAETZE |
| 3 919 | 189 | 497 | 999 | 855 | 642 | 3 270 | 30 011 | BUNDESGBIET |
| | | | | | | | | STARTS IM LINIENVERKEHR |
| | | | | | | | | (OHNE NURFRACHTER) |
| 417 | - | 39 | - | 45 | 72 | 185 | 2 129 | HAMBURG |
| 217 | - | - | - | 44 | 20 | - | 815 | HANNOVER |
| 81 | - | - | - | 29 | 20 | 60 | 611 | BREMEN |
| 462 | - | - | - | 70 | 49 | 110 | 1 805 | DUESSELDORF |
| 408 | - | - | - | 25 | 46 | 143 | 1 248 | KOELN/BONN |
| 602 | 5 | 100 | 109 | 107 | 84 | 238 | 3 017 | FRANKFURT |
| 299 | - | - | 25 | 45 | 50 | 61 | 1 189 | STUTTGART |
| 287 | - | - | - | 20 | 20 | 60 | 905 | MUERNBERG |
| 388 | - | 39 | 48 | 45 | 45 | 133 | 2 328 | MUENCHEN |
| - | - | 92 | 67 | - | - | 390 | 3 689 | BERLIN (TEGEL) |
| - | - | - | - | 14 | - | 9 | 27 | BERLIN (SCHOENEFELD) |
| 90 | - | - | - | - | - | - | 269 | SAARBRUECKEN |
| 74 | - | - | - | - | - | - | 255 | MUENSTER/OSNABRUECK |
| - | 12 | - | - | - | 33 | 81 | 545 | LEIPZIG |
| - | - | - | - | 60 | - | 55 | 535 | DRESDEN |
| 390 | 12 | - | - | 81 | 53 | 205 | 1 728 | SONSTIGE FLUGPLAETZE |
| 3 715 | 29 | 270 | 249 | 585 | 492 | 1 730 | 21 095 | BUNDESGBIET |
| | | | | | | | | STARTS IM PAUSCHAL- FLUGREISEVERKEHR |
| - | - | - | - | 1 | - | - | 75 | HAMBURG |
| 4 | 3 | - | 2 | - | 1 | - | 58 | HANNOVER |
| - | - | 2 | 4 | - | - | - | 6 | BREMEN |
| - | 1 | - | - | 1 | 2 | - | 111 | DUESSELDORF |
| - | 1 | 15 | - | - | - | - | 40 | KOELN/BONN |
| - | - | - | 2 | - | - | - | 105 | FRANKFURT |
| - | - | - | - | - | 4 | - | 53 | STUTTGART |
| - | - | 9 | - | - | - | 14 | 48 | MUERNBERG |
| 6 | - | 1 | - | - | - | 1 | 128 | MUENCHEN |
| - | 1 | 1 | - | - | - | - | 18 | BERLIN (TEGEL) |
| - | - | - | - | - | - | - | 11 | BERLIN (SCHOENEFELD) |
| - | - | - | 1 | - | - | - | 23 | SAARBRUECKEN |
| - | - | 3 | - | - | - | - | 12 | MUENSTER/OSNABRUECK |
| - | - | - | - | - | 15 | - | 17 | LEIPZIG |
| - | - | - | - | 12 | - | 5 | 28 | DRESDEN |
| - | - | - | - | - | 1 | - | 5 | SONSTIGE FLUGPLAETZE |
| 10 | 6 | 31 | 9 | 14 | 23 | 20 | 738 | BUNDESGBIET |

8 FLUGBEWEGUNGEN
8. 1 VERFLECHTUNG IM VERKEHR
8. 1. 2 STARTS

| NACH STRECKENZIEL- FLUGPLATZ | VON STRECKEN | | | | | | | | |
|---------------------------------|------------------|-------------------|-----------------|----------------------|---------------------|--------------------|--------------------|--------------------|-------------------|
| | HAMBURG (HAM) | HANNOVER (HAJ) | BREMEN (BRE) | DUESSELDORF (DUS) | KOELN/BONN (CGN) | FRANKFURT (FRA) | STUTTGART (STR) | NUERNBERG (NUE) | MUENCHEN (MUC) |
| STARTS | | | | | | | | | |
| INSGESAMT | | | | | | | | | |
| SCHLESWIG-HOLSTEIN . | 225 | - | 7 | 18 | 40 | 27 | 3 | - | 1 |
| HELGOLAND | 89 | - | 7 | - | - | - | - | - | - |
| KIEL | 1 | - | - | 1 | 40 | 24 | 2 | - | 1 |
| LUEBECK | - | - | - | - | - | - | - | - | - |
| WESTERLAND/SYLT .. | 98 | - | - | 17 | - | 3 | - | - | - |
| UEB. SCHLESW.-HOLST | 37 | - | - | - | - | - | 1 | - | - |
| BREMEN | - | - | 9 | - | - | - | - | - | - |
| BREMERHAVEN | - | - | 9 | - | - | - | - | - | - |
| NIEDERSACHSEN | 12 | - | 286 | 27 | 8 | 1 | 4 | - | 1 |
| BORKUM | - | - | 3 | 27 | - | - | - | - | - |
| BRAUNSCHWEIG | 1 | - | - | - | 7 | 1 | 3 | - | - |
| EMDEN | - | - | 6 | - | 1 | - | - | - | - |
| HARLE | - | - | 1 | - | - | - | - | - | - |
| JUIST | - | - | 4 | - | - | - | - | - | - |
| NORDDEICH | - | - | 2 | - | - | - | - | - | - |
| WANGEROOGE | - | - | 31 | - | - | - | - | - | - |
| NORDERNEY | - | - | 13 | - | - | - | - | - | 1 |
| LANGEBOOG | - | - | 3 | - | - | - | - | - | - |
| UEB. NIEDERSACHSEN | 11 | - | 223 | - | - | - | 1 | - | - |
| NORDRHEIN-WESTFALEN | 1 | - | 1 | 2 | 336 | 40 | 45 | 41 | 137 |
| DORTMUND | - | - | - | - | 1 | - | 21 | 41 | 66 |
| PADERBORN-LIPPST. | - | - | - | 1 | 1 | 40 | 21 | - | 70 |
| SIEGEBRAND | - | - | - | - | - | - | - | - | 1 |
| MOENCHENGLADBACH .. | - | - | - | - | - | - | - | - | 1 |
| UEB. NORDRH.-WESTF. | 1 | - | 1 | 1 | 334 | - | 3 | - | - |
| HESSEN | - | - | - | - | 1 | - | 1 | - | 1 |
| KASSEL | - | - | - | - | 1 | - | 1 | - | - |
| UEB. HESSEN | - | - | - | - | - | - | - | - | 1 |
| RHEINLAND-PFALZ | - | - | - | - | - | - | - | - | - |
| KOBLENZ | - | - | - | - | - | - | - | - | - |
| UEB. RHEINL.-PFALZ | - | - | - | - | - | - | - | - | - |
| BADEN-WUERTTEMBERG . | 3 | - | 4 | - | 44 | 90 | 80 | 5 | 2 |
| FREIBURG | - | - | - | - | - | - | 2 | - | - |
| FRIEDRICHSHAFEN .. | - | - | - | - | 43 | 90 | 27 | 4 | 2 |
| KARLSRUHE | - | - | 2 | - | - | - | 4 | - | - |
| MANNHEIM | - | - | - | - | - | - | - | 1 | - |
| UEB. BADEN-WUERTT. | 3 | - | 2 | - | 1 | - | 47 | - | - |
| BAYERN | 41 | - | - | 66 | 61 | 85 | 2 | 75 | 348 |
| AUGSBURG | 41 | - | - | 66 | 60 | 1 | - | - | - |
| BAYREUTH | - | - | - | - | - | 79 | - | 1 | - |
| HOF | - | - | - | - | - | 5 | - | 8 | - |
| OBERPFAFFENHOFEN . | - | - | - | - | - | - | - | - | - |
| STRAUBING | - | - | - | - | - | - | - | - | - |
| UEB. BAYERN | - | - | - | - | 1 | - | 2 | 66 | 348 |
| MECKLENBURG-VORPOMME | 3 | - | - | - | - | - | - | - | - |
| HERINGSORF | - | - | - | - | - | - | - | - | - |
| UEB. MECKLENBURG-VO | 3 | - | - | - | - | - | - | - | - |
| BRANDENBURG | - | - | - | - | - | - | - | - | 1 |
| UEB. BRANDENDURG .. | - | - | - | - | - | - | - | - | 1 |
| SACHSEN-ANHALT | - | - | - | - | - | - | - | - | - |
| UEB. SACHSEN-ANHALT | - | - | - | - | - | - | - | - | - |
| THUERINGEN | - | 5 | - | - | 9 | 1 | 1 | 21 | 1 |
| ERFURT | - | 5 | - | - | 9 | 1 | 1 | 21 | 1 |
| UEB. THUERINGEN .. | - | - | - | - | - | - | - | - | - |
| SACHSEN | - | - | - | - | - | - | - | - | - |
| MAGDEBURG | - | - | - | - | - | - | - | - | - |
| UEB. SACHSEN | - | - | - | - | - | - | - | - | - |
| BUNDESGBIET | 285 | 5 | 307 | 113 | 499 | 244 | 136 | 142 | 492 |

JUNI 1991

INNERHALB DES BUNDESGBIETES
NACH SONSTIGEN DEUTSCHEN FLUGPLAETZEN

| HERKUNFTSFLUGPLATZ | | | | | | | INSGESAMT | NACH STRECKENZIEL- FLUGPLATZ |
|----------------------|-------|-----------------------|-----------------------|------------------|------------------|----------|-----------|---------------------------------|
| B E R L I N (TIL) | (SXF) | SAARBRUECKEN (SCN) | MUENSTER/OSN (FMO) | LEIPZIG (LEJ) | DRESDEN (DRS) | SONSTIGE | | STARTS |
| | | | | | | | | INSGESAMT |
| 72 | - | - | 1 | 1 | 1 | - | 396 | SCHLESWIG-HOLSTEIN |
| - | - | - | - | - | - | - | 96 | HELGOLAND |
| 47 | - | - | - | - | - | - | 116 | KIEL |
| - | - | - | 1 | 1 | - | - | 2 | LUEBECK |
| 25 | - | - | - | - | - | - | 143 | WESTERLAND/SYLT |
| - | - | - | - | - | 1 | - | 39 | UEB. SCHLESW.-HOLST |
| - | - | - | - | - | - | - | 9 | BREMEN |
| - | - | - | - | - | - | - | 9 | BREMERHAVEN |
| 36 | - | - | 2 | 3 | 1 | - | 381 | NIEDERSACHSEN |
| - | - | - | - | - | - | - | 30 | BORKUM |
| 36 | - | - | - | 1 | - | - | 49 | BRAUNSCHWEIG |
| - | - | - | - | - | - | - | 7 | EMDEN |
| - | - | - | - | - | - | - | 1 | HARLE |
| - | - | - | - | - | - | - | 4 | JUIST |
| - | - | - | - | - | - | - | 2 | NORDDEICH |
| - | - | - | - | - | - | - | 31 | WANGEROOG |
| - | - | - | - | - | - | - | 14 | NORDERNEY |
| - | - | - | 1 | - | - | - | 4 | LANGEBOG |
| - | - | - | 1 | 2 | 1 | - | 239 | UEB. NIEDERSACHSEN |
| 129 | 12 | - | 123 | 71 | 45 | 51 | 1 034 | NORDRHEIN-WESTFALEN |
| 80 | - | - | 8 | 30 | 21 | 29 | 297 | DORTMUND |
| 49 | - | - | - | 12 | 7 | 22 | 223 | PADERBORN-LIPPST. |
| - | - | - | - | - | - | - | 1 | SIEGERLAND |
| - | 12 | - | - | 19 | 11 | - | 42 | MOENCHENGLADBACH |
| - | - | - | 115 | 10 | 6 | - | 471 | UEB. NORDRH.-WESTF. |
| - | - | - | - | - | 1 | - | 4 | HESSEN |
| - | - | - | - | - | - | - | 2 | KASSEL |
| - | - | - | - | - | 1 | - | 2 | UEB. HESSEN |
| - | - | 41 | - | - | - | - | 41 | RHEINLAND-PFALZ |
| - | - | 41 | - | - | - | - | 41 | KOBLENZ |
| - | - | - | - | - | - | - | - | UEB. RHEINL.-PFALZ |
| 50 | - | 1 | 1 | 34 | 33 | - | 347 | BADEN-WUERTTEMBERG |
| - | - | - | - | 6 | - | - | 8 | FREIBURG |
| 50 | - | 1 | - | - | - | - | 219 | FRIEDRICHSHAFEN |
| - | - | - | 1 | - | - | - | 5 | KARLSRUHE |
| - | - | - | - | 21 | 26 | - | 48 | MANNHEIM |
| - | - | - | - | 7 | 7 | - | 67 | UEB. BADEN-WUERTT. |
| 65 | - | - | 2 | 1 | 1 | 154 | 901 | BAYERN |
| 65 | - | - | - | - | - | - | 233 | AUGSBURG |
| - | - | - | - | - | - | 75 | 155 | BAYREUTH |
| - | - | - | - | 1 | 1 | - | 94 | HOF |
| - | - | - | 2 | - | - | - | 2 | OBERPFAFFENHOFEN |
| - | - | - | - | - | - | - | - | STRAUBING |
| - | - | - | - | - | - | - | 417 | UEB. BAYERN |
| - | - | - | - | - | - | - | 3 | MECKLENBURG-VORPOMME |
| - | - | - | - | - | - | - | - | HERINGSORF |
| - | - | - | - | - | - | - | 3 | UEB. MECKLENBURG-VO |
| - | - | - | - | - | - | - | 1 | BRANDENBURG |
| - | - | - | - | - | - | - | 1 | UEB. BRANDENBURG |
| - | - | - | - | - | - | - | - | SACHSEN-ANHALT |
| - | - | - | - | - | - | - | - | UEB. SACHSEN-ANHALT |
| 39 | - | - | - | 3 | 1 | - | 81 | THUERINGEN |
| 39 | - | - | - | 2 | 1 | - | 80 | ERFURT |
| - | - | - | - | 1 | - | - | 1 | UEB. THUERINGEN |
| - | - | - | - | - | - | - | - | SACHSEN |
| - | - | - | - | - | - | - | - | MAGDEBURG |
| - | - | - | - | - | - | - | - | UEB. SACHSEN |
| 391 | 12 | 42 | 129 | 113 | 83 | 205 | 3 198 | BUNDESGBIET |

8 FLUGBEWEGUNGEN

8.2 VERFLECHTUNG IM VERKEHR

8.2.1 STARTS

| NACH STRECKENZIELLAND | | VON STRECKEN | | | | | | | | |
|-----------------------|-----------|------------------|-------------------|-----------------|----------------------|---------------------|--------------------|--------------------|--------------------|-------------------|
| BZW. ----- | FLUGPLATZ | HAMBURG (HAN) | HANNOVER (HAJ) | BREMEN (BRE) | DUESSELDORF (DUS) | KOELN/BONN (CGN) | FRANKFURT (FRA) | STUTTGART (STR) | NUERNBERG (NUE) | MUENCHEN (MUC) |
| STARTS | | | | | | | | | | |
| INSGESAMT | | | | | | | | | | |
| FINNLAND | | 83 | - | - | 39 | 4 | 135 | 34 | - | 30 |
| DARUNTER: | HEL | 83 | - | - | 39 | 3 | 135 | 31 | - | 30 |
| SCHWEDEN | | 143 | - | - | 109 | 59 | 216 | 3 | 6 | 5 |
| DARUNTER: | STO | 82 | - | - | 79 | 21 | 143 | - | 1 | 3 |
| | MMA | 34 | - | - | - | 5 | 1 | - | 2 | 1 |
| | GOT | 26 | - | - | 26 | 27 | 69 | 1 | 2 | - |
| | *SE | 1 | - | - | 4 | 6 | 3 | 2 | 1 | 1 |
| NORWEGEN | | 91 | 1 | 3 | 29 | 7 | 80 | - | - | 1 |
| DARUNTER: | OSL | 56 | - | 2 | 26 | 4 | 74 | - | - | 1 |
| | BGO | 30 | - | 1 | 1 | 1 | - | - | - | - |
| | *NO | 5 | 1 | - | - | 2 | 6 | - | - | - |
| DAENEMARK | | 187 | 49 | 3 | 123 | 116 | 177 | 29 | 3 | 87 |
| DARUNTER: | CPH | 178 | 46 | - | 117 | 69 | 177 | 29 | 1 | 86 |
| | RNN | 5 | - | - | 5 | - | - | - | - | - |
| | BLL | - | - | - | - | 41 | - | - | 1 | 1 |
| | *DK | 3 | 3 | 3 | 1 | 6 | - | - | - | - |
| GR BRITANNIEN | | 292 | 190 | 57 | 640 | 356 | 867 | 161 | 36 | 349 |
| DARUNTER: | LON | 247 | 144 | 55 | 284 | 203 | 595 | 119 | 32 | 267 |
| | BHX | 21 | 19 | - | 148 | 43 | 102 | 25 | - | 35 |
| | MAN | 18 | 25 | - | 104 | 1 | 151 | - | - | 35 |
| | LPL | - | - | - | 16 | 27 | - | - | 1 | - |
| | GLA | - | - | - | 20 | - | - | - | - | 1 |
| | CWL | - | - | - | 20 | - | 2 | 6 | - | - |
| | JER | 5 | - | - | 4 | - | 5 | - | - | - |
| | GCI | - | - | - | 10 | - | 5 | 5 | - | - |
| | *GB | 1 | 2 | - | 33 | 80 | 2 | 4 | 3 | 6 |
| IRLAND | | 2 | 1 | - | 72 | 25 | 113 | 10 | - | 15 |
| DARUNTER: | DUB | 1 | - | - | 60 | 24 | 105 | 3 | - | 10 |
| | SNN | 1 | 1 | - | 12 | - | 8 | 7 | - | 5 |
| ISLAND | | 9 | - | - | - | 7 | 21 | - | - | 1 |
| DARUNTER: | REK | 9 | - | - | - | 6 | 21 | - | - | 1 |
| NIEDERLANDE | | 199 | 105 | 83 | 103 | 8 | 238 | 139 | 97 | 147 |
| DARUNTER: | AMS | 159 | 105 | 82 | 103 | 6 | 238 | 118 | 96 | 145 |
| | MST | - | - | - | - | - | - | 21 | - | - |
| | EIN | 40 | - | - | - | - | - | - | - | 1 |
| BELGIEN | | 164 | 71 | 3 | 116 | 2 | 265 | 161 | 69 | 154 |
| DARUNTER: | BRU | 164 | 70 | 1 | 113 | 2 | 265 | 161 | 69 | 154 |
| LUXEMBURG | | 19 | - | - | 2 | - | 120 | - | - | 43 |
| DARUNTER: | LUX | 19 | - | - | 2 | - | 120 | - | - | 43 |
| FRANKREICH | | 147 | 115 | 57 | 296 | 259 | 516 | 147 | 85 | 396 |
| DARUNTER: | PAR | 146 | 96 | 57 | 192 | 221 | 334 | 118 | 73 | 254 |
| | BOD | - | - | - | 1 | - | 24 | - | - | - |
| | LYS | - | 18 | - | 23 | - | 67 | - | - | 43 |
| | TLS | - | - | - | - | - | 2 | - | - | 19 |
| | MRS | - | - | - | - | 1 | 24 | - | - | 2 |
| | NCE | - | 1 | - | 41 | 6 | 57 | 18 | - | 48 |
| | CLY | - | - | - | 7 | - | 4 | 3 | - | - |
| | BIA | - | - | - | 5 | - | - | - | - | 9 |
| | *FR | 1 | - | - | 25 | 31 | 3 | 6 | 12 | 21 |
| SPANIEN | | 271 | 171 | 46 | 782 | 237 | 823 | 280 | 87 | 382 |
| DARUNTER: | MAD | 1 | - | 1 | 59 | - | 154 | 30 | - | 67 |
| | BCN | 30 | - | - | 59 | 5 | 158 | 30 | - | 59 |
| | GRO | - | - | - | 4 | - | 4 | - | - | 5 |
| | VLC | - | - | - | 1 | 35 | 56 | 1 | 2 | 2 |
| | ALC | 4 | 4 | - | 17 | 1 | 20 | 1 | - | 7 |
| | LEI | 4 | 4 | - | 12 | - | 8 | - | - | 4 |
| | AGP | 13 | 4 | - | 43 | 1 | 46 | 8 | - | 14 |
| | SVQ | 4 | - | - | 4 | 1 | 4 | - | - | 3 |
| | BIO | - | - | - | - | - | 22 | - | - | 1 |
| | *E1 | 1 | - | - | 5 | 51 | 1 | 2 | - | 4 |
| | PMI | 110 | 80 | 30 | 328 | 83 | 175 | 103 | 43 | 69 |
| | IBZ | 21 | 17 | 5 | 61 | 16 | 40 | 23 | 11 | 38 |
| | MAH | 9 | 7 | - | 15 | 1 | 14 | 16 | 5 | 9 |
| | LPA | 30 | 23 | 6 | 63 | 15 | 41 | 23 | 14 | 29 |
| | TCI | 13 | 8 | 4 | 33 | 7 | 22 | 15 | 4 | 25 |
| | FUE | 17 | 9 | - | 38 | 15 | 28 | 8 | 4 | 22 |
| | ACE | 14 | 14 | - | 36 | 6 | 18 | 15 | 4 | 19 |
| | *E3 | - | - | - | 4 | - | 4 | 1 | - | 5 |
| PORTUGAL | | 25 | 14 | - | 82 | 13 | 202 | 28 | 4 | 67 |
| DARUNTER: | LIS | 8 | - | - | 24 | - | 66 | - | - | 30 |
| | OPO | 1 | - | - | 5 | 2 | 72 | 1 | - | - |
| | FAO | 16 | 12 | - | 45 | 11 | 55 | 27 | 4 | 33 |
| | FNC | - | 2 | - | 8 | - | 8 | - | - | 4 |
| MALTA | | 9 | - | - | 23 | 4 | 51 | 10 | 4 | 29 |
| DARUNTER: | MLA | 9 | - | - | 23 | 4 | 51 | 10 | 4 | 29 |
| SCHWEIZ | | 177 | 73 | 70 | 346 | 164 | 409 | 216 | 79 | 341 |
| DARUNTER: | ZRH | 85 | 72 | 70 | 174 | 97 | 200 | 117 | 77 | 146 |
| | GVA | 23 | - | - | 55 | 22 | 128 | 95 | - | 68 |
| | BSL | 69 | 1 | - | 114 | 43 | 81 | 2 | 2 | 124 |
| OESTERREICH | | 63 | 65 | - | 145 | 114 | 612 | 130 | 50 | 140 |
| DARUNTER: | VIE | 61 | 65 | - | 100 | 93 | 280 | 108 | 49 | 130 |
| | INN | - | - | - | - | - | 51 | 1 | 1 | 5 |
| | LNZ | - | - | - | 45 | 20 | 76 | 20 | - | - |
| | SZG | - | - | - | - | - | 62 | 1 | - | - |
| | GRZ | - | - | - | - | 1 | 84 | - | - | 3 |
| | KLU | - | - | - | - | - | 59 | - | - | 2 |
| ITALIEN | | 66 | 61 | - | 195 | 128 | 894 | 247 | 72 | 559 |
| DARUNTER: | ROM | 1 | 1 | - | 32 | 3 | 184 | 22 | - | 98 |
| | MIL | 48 | 49 | - | 106 | 29 | 259 | 127 | 45 | 133 |
| | VCE | - | 1 | - | 12 | 14 | 88 | 31 | 1 | 36 |
| | TRS | - | - | - | - | - | - | - | - | 47 |
| | VRN | - | - | - | - | - | - | - | - | 29 |
| | TRN | - | - | - | - | 1 | 86 | 45 | - | 46 |
| | GOA | - | - | - | - | 57 | 32 | - | - | 1 |
| | FLR | 1 | - | - | - | - | - | - | - | 59 |

JUNI 1991
 MIT GEBIETEN AUSSERHALB DES BUNDESGBIETES

| HERKUNFTSFLUGPLATZ | | | | | | | NACH STRECKENZIELLAND | |
|----------------------|-------|-----------------------|-----------------------|------------------|------------------|----------|-----------------------|----------------------|
| B E R L I N (TKL) | (SXF) | SAARBRUECKEN (SCN) | MUENSTER/OSN (FMO) | LEIPZIG (LEJ) | DRESDEN (DRS) | SONSTIGE | INSGESAMT | EZW. ----- FLUGPLATZ |
| | | | | | | | | STARTS |
| | | | | | | | | ----- |
| | | | | | | | | INSGESAMT |
| | | | | | | | | ----- |
| 17 | - | - | - | - | - | - | 342 | FINNLAND |
| 17 | - | - | - | - | - | - | 338 | DARUNTER: HEL |
| 49 | - | - | 2 | 2 | - | - | 594 | SCHWEDEN |
| 25 | - | - | - | 1 | - | - | 355 | DARUNTER: STO |
| - | - | - | - | - | - | - | 43 | MMA |
| 24 | - | - | - | - | - | - | 175 | GOT |
| - | - | - | - | - | - | - | 21 | *SE |
| 29 | - | - | 2 | 1 | - | - | 241 | NORWEGEN |
| 29 | - | - | - | - | - | - | 192 | DARUNTER: OSL |
| - | - | - | - | - | - | - | 33 | BGO |
| - | - | - | - | - | - | - | 14 | *NO |
| 35 | 15 | - | - | - | 1 | - | 825 | DAENEMARK |
| 30 | 15 | - | - | - | 1 | - | 749 | DARUNTER: CPH |
| 5 | - | - | - | - | - | - | 15 | RNN |
| - | - | - | - | - | - | - | 43 | BLL |
| - | - | - | - | - | - | - | 16 | *DK |
| 283 | - | - | 10 | 2 | - | - | 3 243 | GR BRITANNIEN |
| 263 | - | - | 2 | 1 | - | - | 2 212 | DARUNTER: LON |
| 17 | - | - | - | - | - | - | 410 | BHX |
| - | - | - | 6 | - | - | - | 340 | MAN |
| - | - | - | 1 | - | - | - | 45 | LPL |
| - | - | - | - | - | - | - | 21 | GLA |
| - | - | - | - | - | - | - | 28 | CWL |
| - | - | - | - | - | - | - | 14 | JER |
| - | - | - | - | - | - | - | 20 | GCI |
| - | - | - | 1 | 1 | - | - | 133 | *GB |
| 5 | - | - | - | - | - | - | 243 | IRLAND |
| - | - | - | - | - | - | - | 203 | DARUNTER: DUB |
| 5 | - | - | - | - | - | - | 39 | SNN |
| - | - | - | - | - | - | - | 38 | ISLAND |
| - | - | - | - | - | - | - | 37 | DARUNTER: REK |
| 111 | 2 | - | - | - | - | - | 1 232 | NIEDERLANDE |
| 111 | 2 | - | - | - | - | - | 1 165 | DARUNTER: AMS |
| - | - | - | - | - | - | - | 21 | MST |
| - | - | - | - | - | - | - | 41 | EIN |
| 168 | - | - | 1 | 3 | 1 | - | 1 178 | BELGIEN |
| 168 | - | - | 1 | - | 1 | - | 1 169 | DARUNTER: BRU |
| 22 | - | 5 | - | - | - | - | 211 | LUXEMBURG |
| 22 | - | 5 | - | - | - | - | 211 | DARUNTER: LUX |
| 111 | 2 | 5 | 2 | 1 | - | - | 2 139 | FRANKREICH |
| 103 | 2 | 1 | 1 | 1 | - | - | 1 598 | DARUNTER: PAR |
| - | - | - | - | - | - | - | 25 | BOD |
| - | - | - | - | - | - | - | 151 | LYS |
| 1 | - | - | - | - | - | - | 22 | TLS |
| - | - | - | - | - | - | - | 27 | MRS |
| 1 | - | 5 | - | - | - | - | 176 | NCE |
| 4 | - | - | - | - | - | - | 15 | CLY |
| 1 | - | - | 1 | - | - | - | 18 | BIA |
| 243 | 8 | 51 | 20 | 18 | 12 | - | 3 431 | SPANIEN |
| 40 | - | - | 2 | - | - | - | 354 | DARUNTER: MAD |
| 46 | - | - | - | - | - | - | 387 | BCN |
| 4 | - | - | - | - | - | - | 17 | GRO |
| - | - | - | - | - | - | - | 97 | VLC |
| 7 | - | - | - | - | - | - | 61 | ALC |
| 1 | - | - | - | - | - | - | 33 | LEI |
| 6 | - | - | - | - | - | - | 135 | AGP |
| - | - | - | - | - | - | - | 16 | SVQ |
| - | - | - | - | - | - | - | 23 | BIO |
| 1 | - | - | - | - | - | - | 65 | *E1 |
| 78 | 7 | 35 | 17 | 14 | 11 | - | 1 183 | PMI |
| 12 | - | 6 | 1 | 4 | 1 | - | 264 | IBZ |
| 6 | - | 4 | - | - | - | - | 86 | MAH |
| 12 | 1 | 4 | - | - | - | - | 261 | LPA |
| 8 | - | 2 | - | - | - | - | 141 | TCI |
| 8 | - | - | - | - | - | - | 149 | FUE |
| 10 | - | - | - | - | - | - | 136 | ACE |
| 4 | - | - | - | - | - | - | 18 | *E3 |
| 16 | 8 | 1 | - | - | - | - | 460 | PORTUGAL |
| 3 | 1 | 1 | - | - | - | - | 133 | DARUNTER: LIS |
| - | - | - | - | - | - | - | 81 | OPO |
| 13 | 7 | - | - | - | - | - | 223 | FAO |
| - | - | - | - | - | - | - | 22 | FNC |
| - | 6 | - | - | - | - | - | 136 | MALTA |
| - | 6 | - | - | - | - | - | 136 | DARUNTER: MLA |
| 231 | 9 | - | 58 | - | 40 | - | 2 213 | SCHWEIZ |
| 133 | 9 | - | 51 | - | 40 | - | 1 271 | DARUNTER: ZRH |
| - | - | - | 3 | - | - | - | 394 | GVA |
| 98 | - | - | 2 | - | - | - | 536 | BSL |
| 32 | 28 | - | 4 | 7 | 4 | - | 1 394 | OESTERREICH |
| 28 | 28 | - | - | 6 | 2 | - | 950 | DARUNTER: VIE |
| - | - | - | 1 | - | - | - | 59 | INN |
| - | - | - | - | 1 | - | - | 162 | LNZ |
| - | - | - | 2 | - | 1 | - | 66 | SZG |
| - | - | - | - | - | 1 | - | 89 | GRZ |
| 4 | - | - | 1 | - | - | - | 66 | KLU |
| 70 | 3 | - | 1 | 3 | 1 | - | 2 300 | ITALIEN |
| - | 1 | - | - | - | - | - | 342 | DARUNTER: ROM |
| 60 | 1 | - | - | - | - | - | 857 | MIL |
| 2 | - | - | 1 | 2 | - | - | 188 | VCE |
| - | - | - | - | - | - | - | 47 | TRS |
| - | - | - | - | - | - | - | 29 | VRN |
| - | - | - | - | - | - | - | 178 | TRN |
| - | - | - | - | - | - | - | 90 | GOA |
| - | - | - | - | - | - | - | 60 | FLR |

8 FLUGBEWEGUNGEN
8. 2 VERFLECHTUNG IM VERKEHR
8. 2. 1 STARTS

| NACH STRECKENZIELLAND | | VON STRECKEN | | | | | | | | |
|-----------------------|---------------------------|------------------|-------------------|-----------------|----------------------|---------------------|--------------------|--------------------|--------------------|-------------------|
| BZW. ----- | FLUGPLATZ | HAMBURG (HAM) | HANNOVER (HAJ) | BREMEN (BRE) | DUESSELDORF (DUS) | KOELN/BONN (CGN) | FRANKFURT (FRA) | STUTTGART (STR) | NUERNBERG (NUE) | MUENCHEN (MUC) |
| STARTS | | | | | | | | | | |
| INSGESAMT | | | | | | | | | | |
| | BLQ | - | - | - | - | - | 58 | - | - | 48 |
| | PSA | - | - | - | - | - | 60 | 1 | 1 | 6 |
| | NAP | 10 | 9 | - | 25 | 5 | 55 | 9 | 9 | 10 |
| | BRI | - | - | - | 1 | - | 13 | - | - | - |
| | BDS | - | - | - | 3 | - | 4 | - | - | 4 |
| | OLB | - | - | - | - | - | 12 | - | - | 15 |
| | CTA | 5 | - | - | 9 | - | 35 | 6 | - | 15 |
| | *IT | 1 | - | - | 2 | 16 | - | 5 | 15 | 7 |
| | GRIECHENLAND | 91 | 44 | 1 | 329 | 20 | 330 | 129 | 59 | 378 |
| | DARUNTER:ATH | 14 | - | - | 35 | - | 127 | 19 | 4 | 77 |
| | SKG | 9 | 5 | - | 54 | - | 73 | 33 | 18 | 53 |
| | CFU | 7 | 5 | - | 32 | - | 15 | 8 | 14 | 33 |
| | JSI | - | 4 | - | 4 | - | 4 | 5 | - | 12 |
| | ZTH | - | - | - | 8 | - | - | - | - | 4 |
| | JMK | - | 1 | - | 11 | - | 4 | - | - | 16 |
| | SMI | 9 | - | - | 13 | - | 4 | - | - | 12 |
| | JTR | - | - | - | 9 | - | - | - | - | 20 |
| | KGS | 8 | 4 | - | 24 | 4 | 11 | 8 | - | 17 |
| | RHO | 10 | 5 | - | 50 | 8 | 24 | 17 | 4 | 32 |
| | CHQ | 4 | 1 | - | 9 | 1 | 12 | 9 | - | 4 |
| | HER | 30 | 18 | 1 | 59 | 7 | 48 | 28 | 19 | 61 |
| | MJT | - | - | - | 6 | - | - | - | - | 8 |
| | *GR | - | 1 | - | 10 | - | 8 | 2 | - | 29 |
| | TUERKEI | 99 | 74 | 2 | 256 | 75 | 348 | 141 | 36 | 219 |
| | DARUNTER:ANK | 13 | 6 | - | 43 | 6 | 63 | 18 | - | 5 |
| | IST | 34 | 34 | 2 | 107 | 50 | 171 | 70 | 14 | 103 |
| | IZM | 14 | 11 | - | 40 | 6 | 38 | 18 | - | 31 |
| | DLM | 5 | 8 | - | 16 | 2 | 20 | 10 | 4 | 30 |
| | AYT | 32 | 12 | - | 49 | 11 | 54 | 25 | 18 | 50 |
| | ZYPERN | - | - | - | 4 | - | 20 | - | - | 12 |
| | DARUNTER:LCA | - | - | - | 4 | - | 20 | - | - | 8 |
| | JUGOSLAWIEN | 28 | 15 | - | 58 | 5 | 180 | 24 | - | 75 |
| | DARUNTER:BEG | 3 | - | - | 7 | 1 | 68 | 1 | - | 3 |
| | ZAG | 24 | - | - | 26 | 1 | 65 | 10 | - | 28 |
| | LJU | - | - | - | - | - | 33 | - | - | 26 |
| | SFU | - | 3 | - | 1 | - | 7 | - | - | 8 |
| | DBV | - | 4 | - | 7 | 1 | 6 | 12 | - | 2 |
| | TIV | - | 3 | - | 4 | - | - | - | - | 4 |
| | *YU | 1 | 1 | - | 9 | 2 | 1 | - | - | 4 |
| | UNGARN | 14 | - | - | 44 | 13 | 75 | 40 | - | 69 |
| | DARUNTER:BUD | 14 | - | - | 44 | 13 | 75 | 40 | - | 68 |
| | TSCHECHOSLOW | 13 | 2 | - | 10 | 33 | 82 | 2 | 26 | 51 |
| | DARUNTER:PRG | 13 | 2 | - | 8 | 33 | 81 | 1 | 26 | 33 |
| | BTS | - | - | - | - | - | - | - | - | 18 |
| | RUMAENIEN | - | - | - | 1 | - | 31 | - | - | 14 |
| | DARUNTER:BUH | - | - | - | - | - | 25 | - | - | 9 |
| | CND | - | - | - | 1 | - | 2 | - | - | 4 |
| | BULGARIEN | 8 | 5 | - | 13 | 3 | 40 | 9 | 9 | 16 |
| | DARUNTER:SOF | 1 | 1 | - | - | - | 29 | - | 1 | 16 |
| | VAR | 4 | 3 | - | 6 | 2 | 8 | 5 | 4 | - |
| | BOJ | 4 | 1 | - | 7 | 1 | 2 | 4 | 4 | - |
| | POLEN | 16 | - | - | 32 | 8 | 98 | 2 | - | - |
| | DARUNTER:WAW | - | - | - | 26 | - | 90 | - | - | - |
| | GDN | 16 | - | - | - | - | - | 1 | - | - |
| | KRK | - | - | - | - | 8 | 8 | - | - | - |
| | SOWJETUNION | 59 | 37 | - | 47 | 18 | 188 | 15 | - | 30 |
| | DARUNTER:MW | 35 | 23 | - | 41 | 14 | 154 | 13 | - | 23 |
| | LED | 9 | - | - | 5 | - | 21 | - | - | 5 |
| | RIX | 15 | - | - | - | - | - | - | - | - |
| | *SU | - | 14 | - | - | 3 | 13 | 2 | - | 2 |
| | EUROPA | 2 275 | 1 093 | 325 | 3 896 | 1 678 | 7 131 | 1 957 | 722 | 3 610 |
| | DARUNTER:EG-LAENDER | 1 463 | 821 | 250 | 2 740 | 1 164 | 4 545 | 1 331 | 512 | 2 577 |
| | AEGYPTEN | - | - | - | - | - | 76 | - | - | 32 |
| | DARUNTER:CAI | - | - | - | - | - | 62 | - | - | 16 |
| | HRG | - | - | - | - | - | 5 | - | - | 8 |
| | LIBYEN | - | - | - | - | - | 26 | - | - | - |
| | DARUNTER:TIP | - | - | - | - | - | 26 | - | - | - |
| | TUNESIEN | 24 | 12 | - | 36 | 5 | 74 | 32 | 9 | 28 |
| | DARUNTER:TUN | 5 | 1 | - | 5 | - | 41 | 3 | - | 4 |
| | DJE | 6 | - | - | 12 | - | 7 | 8 | 3 | 8 |
| | MIR | 13 | 11 | - | 19 | 5 | 26 | 21 | 6 | 16 |
| | ALGERIEN | - | - | - | - | - | 29 | - | - | - |
| | DARUNTER:ALG | - | - | - | - | - | 22 | - | - | - |
| | MAROKKO | 3 | 4 | - | 8 | - | 42 | - | - | 10 |
| | DARUNTER:CAS | - | - | - | - | - | 24 | - | - | - |
| | AGA | 3 | 4 | - | 4 | - | 7 | - | - | 8 |
| | KAP VERDE | - | - | - | - | - | 4 | - | - | - |
| | SENEGAL | - | - | - | - | - | 14 | - | - | - |
| | DARUNTER:DKR | - | - | - | - | - | 14 | - | - | - |
| | GHANA | - | - | - | 4 | - | - | - | - | - |
| | NIGERIA | - | - | - | - | - | 14 | - | - | - |
| | DARUNTER:LOS | - | - | - | - | - | 13 | - | - | - |
| | KAMERUN | - | - | - | - | - | 9 | - | - | - |
| | ANGOLA | - | - | - | - | - | - | - | - | - |
| | AETHIOPIEN | - | - | - | - | - | 23 | - | - | - |
| | DARUNTER:ADD | - | - | - | - | - | 23 | - | - | - |
| | KENIA | - | - | - | - | - | 47 | - | - | 18 |
| | DARUNTER:NBO | - | - | - | - | - | 34 | - | - | - |
| | MBA | - | - | - | - | - | 13 | - | - | 18 |
| | TANSANIA | - | - | - | - | - | 4 | - | - | - |
| | SIMBABWE | - | - | - | - | - | 5 | - | - | - |
| | NAMIBIA | - | - | - | - | - | 9 | - | - | - |

JUNI 1991

 MIT GEBIETEN AUSSERHALB DES BUNDESGBIETES

| HERKUNFTSFLUGPLATZ | | | | | | | NACH STRECKENZIELLAND | |
|----------------------|-------|-----------------------|-----------------------|------------------|------------------|----------|-----------------------|----------------------|
| B E R L I N (TXL) | (SXF) | SAARBRUECKEN (SCN) | MUENSTER/OSN (FMO) | LEIPZIG (LEJ) | DRESDEN (DRS) | SONSTIGE | INSGESAMT | BZW. ----- FLUGPLATZ |
| | | | | | | | | STARTS |
| | | | | | | | | ----- |
| | | | | | | | | INSGESAMT |
| | | | | | | | | ----- |
| - | 1 | - | - | 1 | 1 | - | 109 | BLQ |
| - | - | - | - | - | - | - | 68 | PSA |
| 8 | - | - | - | - | - | - | 140 | NAP |
| - | - | - | - | - | - | - | 14 | BRI |
| - | - | - | - | - | - | - | 11 | BDS |
| - | - | - | - | - | - | - | 27 | OLB |
| - | - | - | - | - | - | - | 70 | CTA |
| - | - | - | - | - | - | - | 46 | *IT |
| 91 | 13 | 9 | 9 | 13 | 7 | 4 | 1 527 | GRIECHENLAND |
| 24 | 13 | - | - | 5 | - | - | 318 | DARUNTER:ATH |
| 11 | - | - | - | - | - | - | 256 | SKG |
| 12 | - | - | - | - | 3 | - | 129 | CFU |
| - | - | - | - | - | - | - | 29 | JSI |
| - | - | - | - | - | - | - | 12 | ZTH |
| - | - | - | - | - | - | - | 32 | JMK |
| - | - | - | - | - | - | - | 38 | SMI |
| - | - | - | - | - | - | - | 29 | JTR |
| 5 | - | - | - | - | - | - | 81 | KGS |
| 8 | - | - | - | 4 | - | 4 | 166 | RHO |
| 6 | - | - | - | - | - | - | 46 | CRQ |
| 18 | - | 9 | 9 | 4 | 4 | - | 315 | HER |
| 4 | - | - | - | - | - | - | 18 | MJT |
| 2 | - | - | - | - | - | - | 52 | *GR |
| 90 | 28 | 5 | 3 | - | - | - | 1 376 | TUERKEI |
| 5 | 8 | - | - | - | - | - | 167 | DARUNTER:ANK |
| 42 | 10 | - | - | - | - | - | 637 | IST |
| 11 | 1 | - | - | - | - | - | 170 | IZM |
| 9 | 5 | 3 | - | - | - | - | 112 | DLM |
| 23 | 4 | 2 | 3 | - | - | - | 283 | AYT |
| - | 5 | - | - | - | - | - | 41 | ZYPERN |
| - | 5 | - | - | - | - | - | 37 | DARUNTER:LCA |
| - | 53 | - | - | - | - | - | 438 | JUGOSLAWIEN |
| 13 | - | - | - | - | - | - | 96 | DARUNTER:BEG |
| - | 31 | - | - | - | - | - | 185 | ZAG |
| - | - | - | - | - | - | - | 59 | LJU |
| - | 3 | - | - | - | - | - | 23 | SPU |
| - | 5 | - | - | - | - | - | 36 | DBV |
| - | - | - | - | - | - | - | 11 | TIV |
| - | - | - | - | - | - | - | 18 | *YU |
| - | 60 | - | 1 | - | - | - | 316 | UNGARN |
| - | 60 | - | 1 | - | - | - | 315 | DARUNTER:BUD |
| 1 | 34 | - | 3 | - | 1 | - | 258 | TSCHECHOSLOW |
| 1 | 34 | - | 2 | - | 1 | - | 235 | DARUNTER:PRG |
| - | - | - | 1 | - | - | - | 19 | BTS |
| - | 19 | - | - | - | - | - | 65 | RUMAENIEN |
| - | 15 | - | - | - | - | - | 49 | DARUNTER:BUH |
| - | 4 | - | - | - | - | - | 11 | CND |
| - | 36 | - | 1 | 9 | 4 | - | 153 | BULGARIEN |
| - | 18 | - | - | - | - | - | 65 | DARUNTER:SOF |
| - | 9 | - | - | 3 | 4 | - | 48 | VAR |
| - | 9 | - | - | 6 | - | - | 38 | BOJ |
| - | 35 | - | 1 | - | - | - | 192 | POLEN |
| - | 35 | - | 1 | - | - | - | 152 | DARUNTER:WAW |
| - | - | - | - | - | - | - | 17 | GDN |
| - | - | - | - | - | - | - | 16 | KRK |
| 30 | 136 | - | - | 11 | 4 | - | 575 | SOWJETUNION |
| 30 | 73 | - | - | 11 | 4 | - | 421 | DARUNTER:MW |
| - | 30 | - | - | - | - | - | 70 | LED |
| - | - | - | - | - | - | - | 15 | RIX |
| - | 32 | - | - | - | - | - | 66 | *SU |
| 1 634 | 500 | 76 | 116 | 69 | 75 | 4 | 25 161 | E U R O P A |
| 1 155 | 51 | 71 | 43 | 40 | 22 | 4 | 16 789 | DARUNTER: EG-LAENDER |
| - | 5 | - | - | - | - | - | 113 | AEGYPTEN |
| - | 5 | - | - | - | - | - | 83 | DARUNTER:CAI |
| - | - | - | - | - | - | - | 13 | HRG |
| - | - | - | - | - | - | - | 26 | LIBYEN |
| - | - | - | - | - | - | - | 26 | DARUNTER:TIP |
| 17 | 12 | 5 | - | 3 | 4 | - | 261 | TUNESIEN |
| - | 4 | - | - | - | - | - | 63 | DARUNTER:TUN |
| 4 | - | - | - | - | - | - | 48 | DJE |
| 13 | 8 | 5 | - | 3 | 4 | - | 150 | MIR |
| - | 1 | - | - | - | - | - | 30 | ALGERIEN |
| - | 1 | - | - | - | - | - | 23 | DARUNTER:ALG |
| 1 | - | - | - | - | - | - | 68 | MAROKKO |
| - | - | - | - | - | - | - | 24 | DARUNTER:CAS |
| 1 | - | - | - | - | - | - | 27 | AGA |
| - | - | - | - | - | - | - | 4 | KAP VERDE |
| - | - | - | - | - | - | - | 14 | SENEGAL |
| - | - | - | - | - | - | - | 14 | DARUNTER:DKR |
| - | - | - | - | - | - | - | 4 | GHANA |
| - | - | - | - | - | - | - | 14 | NIGERIA |
| - | - | - | - | - | - | - | 13 | DARUNTER:LOS |
| - | - | - | - | - | - | - | 9 | KAMERUN |
| - | 2 | - | - | - | - | - | 2 | ANGOLA |
| - | - | - | - | - | - | - | 23 | AETHIOPIEN |
| - | - | - | - | - | - | - | 23 | DARUNTER:ADD |
| - | - | - | - | - | - | - | 65 | KENIA |
| - | - | - | - | - | - | - | 34 | DARUNTER:NBO |
| - | - | - | - | - | - | - | 31 | MBA |
| - | - | - | - | - | - | - | 4 | TANSANIA |
| - | - | - | - | - | - | - | 5 | SIMBABWE |
| - | - | - | - | - | - | - | 9 | NAMIBIA |

8 FLUGBEWEGUNGEN
 8.2 VERFLECHTUNG IM VERKEHR
 8.2.1 STARTS

| NACH STRECKENZIELLAND BZW. ----- FLUGPLATZ | VON STRECKEN | | | | | | | | | |
|---|------------------|-------------------|-----------------|----------------------|---------------------|--------------------|--------------------|--------------------|-------------------|-----|
| | HAMBURG (HAM) | HAMNOVER (HAJ) | BREMEN (BRE) | DUESSELDORF (DUS) | KOELN/BONN (CGN) | FRANKFURT (FRA) | STUTTGART (STR) | NUERNBERG (NUE) | MUENCHEN (MUC) | |
| STARTS | | | | | | | | | | |
| INSGESAMT | | | | | | | | | | |
| SESCHELLEN | - | - | - | - | - | 4 | - | - | - | - |
| MAURITIUS | - | - | - | - | - | 5 | - | - | - | 4 |
| SUEDAFRIKA | - | - | - | - | - | 35 | - | - | - | - |
| DARUNTER:JNB | - | - | - | - | - | 35 | - | - | - | - |
| A F R I K A | 27 | 16 | - | 48 | 5 | 420 | 32 | 9 | 92 | |
| KANADA | - | - | - | 4 | 9 | 174 | - | - | - | 12 |
| DARUNTER:YMQ | - | - | - | - | - | 40 | - | - | - | - |
| YTO | - | - | - | 4 | - | 69 | - | - | - | 12 |
| YEA | - | - | - | - | - | 11 | - | - | - | - |
| YVR | - | - | - | - | - | 33 | - | - | - | - |
| YYC | - | - | - | - | - | 17 | - | - | - | - |
| YQX | - | - | - | - | 9 | 1 | - | - | - | - |
| USA | 53 | - | - | 99 | 47 | 951 | - | - | - | 117 |
| DARUNTER:NYC | 23 | - | - | 30 | 39 | 242 | - | - | - | 48 |
| CHI | - | - | - | 22 | - | 109 | - | - | - | 30 |
| BOS | - | - | - | - | - | 60 | - | - | - | - |
| WAS | - | - | - | - | - | 90 | - | - | - | - |
| DET | - | - | - | - | - | 35 | - | - | - | - |
| PIT | - | - | - | - | - | 30 | - | - | - | - |
| CVG | - | - | - | - | - | 30 | - | - | - | - |
| ATL | 30 | - | - | - | - | 82 | - | - | - | 30 |
| CLT | - | - | - | - | - | 13 | - | - | - | - |
| MIA | - | - | - | 22 | - | 46 | - | - | - | 9 |
| ORL | - | - | - | - | - | 22 | - | - | - | - |
| DAL | - | - | - | - | - | 83 | - | - | - | - |
| SFO | - | - | - | 8 | - | 30 | - | - | - | - |
| LAX | - | - | - | 13 | - | 42 | - | - | - | - |
| ANC | - | - | - | 4 | - | 14 | - | - | - | - |
| FAI | - | - | - | - | 8 | 13 | - | - | - | - |
| MEXIKO | - | - | - | 4 | - | 17 | - | - | - | - |
| DARUNTER:MEX | - | - | - | - | - | 17 | - | - | - | - |
| KUBA | - | - | - | 5 | 2 | - | - | - | - | - |
| BAHAMAS | - | - | - | - | - | 2 | - | - | - | - |
| DOMINIK.REP | 4 | - | - | 16 | - | 8 | - | - | - | - |
| DARUNTER:*DO | 4 | - | - | 8 | - | 8 | - | - | - | - |
| ANTIGUA-BARB | - | - | - | - | - | 8 | - | - | - | - |
| BARBADOS | - | - | - | - | 2 | - | - | - | - | - |
| NIED.ANTILLEN | - | - | - | 1 | 1 | - | - | - | - | - |
| ST.LUCIA | - | - | - | - | - | 4 | - | - | - | - |
| SONST.WESTIN. | - | - | - | - | - | 5 | - | - | - | - |
| KOLUMBIEN | - | - | - | - | - | 8 | - | - | - | - |
| VENEZUELA | - | - | - | 4 | - | 23 | - | - | - | - |
| DARUNTER:CCS | - | - | - | - | - | 19 | - | - | - | - |
| BRASILLEN | - | - | - | - | - | 41 | - | - | - | 1 |
| DARUNTER:RIO | - | - | - | - | - | 15 | - | - | - | - |
| SAO | - | - | - | - | - | 21 | - | - | - | - |
| ARGENTINIEN | - | - | - | - | - | 9 | - | - | - | - |
| A M E R I K A | 57 | - | - | 133 | 61 | 1 250 | - | - | - | 130 |
| LIBANON | - | - | - | - | - | 8 | - | - | - | - |
| ISRAEL | 2 | - | - | - | 11 | 64 | 4 | - | - | 24 |
| DARUNTER:TLV | 2 | - | - | - | 11 | 64 | 3 | - | - | 24 |
| JORDANIEN | - | - | - | - | - | 3 | - | - | - | - |
| SYRIEN | - | - | - | - | - | 17 | - | - | - | 14 |
| DARUNTER:DAM | - | - | - | - | - | 13 | - | - | - | 13 |
| IRAN | - | - | - | - | 2 | 38 | - | - | - | - |
| DARUNTER:THR | - | - | - | - | 1 | 38 | - | - | - | - |
| KUWEIT | - | - | - | - | - | 1 | - | - | - | - |
| BAHRAIN | - | - | - | 1 | - | 42 | - | - | - | - |
| DARUNTER:BAH | - | - | - | 1 | - | 42 | - | - | - | - |
| KATAR | - | - | - | - | - | 9 | - | - | - | - |
| SAUDI-ARAB. | 1 | - | - | 1 | 6 | 46 | - | - | - | - |
| DARUNTER:JED | 1 | - | - | 1 | 3 | 19 | - | - | - | - |
| RUH | - | - | - | - | 3 | 24 | - | - | - | - |
| JEMEN | - | - | - | - | - | 1 | - | - | - | - |
| V.A.EMIRATE | - | - | - | - | 5 | 121 | - | - | - | 8 |
| DARUNTER:SHJ | - | - | - | - | - | 12 | - | - | - | 4 |
| DXB | - | - | - | - | 5 | 94 | - | - | - | - |
| AUH | - | - | - | - | - | 15 | - | - | - | 4 |
| PAKISTAN | - | - | - | - | - | 39 | - | - | - | - |
| DARUNTER:KHI | - | - | - | - | - | 29 | - | - | - | - |
| BANGLADESCH | - | - | - | - | - | 1 | - | - | - | - |
| INDIEN | - | - | - | - | - | 84 | - | - | - | - |
| DARUNTER:DEL | - | - | - | - | - | 47 | - | - | - | - |
| BOM | - | - | - | - | - | 37 | - | - | - | - |
| NEPAL | - | - | - | - | - | 1 | - | - | - | - |
| SRI LANKA | - | - | - | - | - | - | - | - | - | 4 |
| MALEDIVEN | - | - | - | - | - | 4 | - | - | - | 4 |
| THAILAND | - | - | - | - | - | 89 | - | - | - | - |
| DARUNTER:BKK | - | - | - | - | - | 89 | - | - | - | - |
| SINGAPUR | - | - | - | - | - | 38 | - | - | - | - |
| DARUNTER:SIN | - | - | - | - | - | 38 | - | - | - | - |
| HONGKONG (BRIT) | - | - | - | - | - | 60 | - | - | - | - |
| DARUNTER:HKG | - | - | - | - | - | 60 | - | - | - | - |
| JAPAN | - | - | - | - | - | 60 | - | - | - | - |
| DARUNTER:TYO | - | - | - | - | - | 60 | - | - | - | - |
| KOREA REP. | - | - | - | - | - | 26 | - | - | - | - |
| DARUNTER:SEL | - | - | - | - | - | 26 | - | - | - | - |
| KOREA DEM.VR | - | - | - | - | - | - | - | - | - | - |
| CHINA | - | - | - | - | - | 26 | - | - | - | - |

JUNI 1991
 MIT GEBIETEN AUSSERHALB DES BUNDESGBIETES

| HERKUNFTSFLUGPLATZ | | | | | | | NACH STRECKENZIELLAND | |
|----------------------|-------|-----------------------|-----------------------|------------------|------------------|----------|-----------------------|----------------------|
| B E R L I N (TXL) | (SXF) | SAARBRUECKEN (SCN) | MUENSTER/OSN (FMO) | LEIPZIG (LEJ) | DRESDEN (DRS) | SONSTIGE | INSGESAMT | BZW. ----- FLUGPLATZ |
| - | - | - | - | - | - | - | 4 | SESCHELLEN |
| - | - | - | - | - | - | - | 9 | MAURITIUS |
| - | - | - | - | - | - | - | 35 | SUEDAFRIKA |
| - | - | - | - | - | - | - | 35 | DARUNTER: JNB |
| 18 | 20 | 5 | - | 3 | 4 | - | 699 | A F R I K A |
| - | 3 | - | - | - | - | - | 202 | KANADA |
| - | - | - | - | - | - | - | 40 | DARUNTER: YMQ |
| - | - | - | - | - | - | - | 85 | YTO |
| - | - | - | - | - | - | - | 11 | YEA |
| - | - | - | - | - | - | - | 33 | YVR |
| - | - | - | - | - | - | - | 17 | YYC |
| - | 3 | - | - | - | - | - | 13 | YQX |
| 22 | - | - | - | - | - | - | 1 289 | USA |
| 22 | - | - | - | - | - | - | 404 | DARUNTER: NYC |
| - | - | - | - | - | - | - | 161 | CHI |
| - | - | - | - | - | - | - | 60 | BOS |
| - | - | - | - | - | - | - | 90 | WAS |
| - | - | - | - | - | - | - | 35 | DET |
| - | - | - | - | - | - | - | 30 | PIT |
| - | - | - | - | - | - | - | 30 | CVG |
| - | - | - | - | - | - | - | 142 | ATL |
| - | - | - | - | - | - | - | 13 | CLT |
| - | - | - | - | - | - | - | 77 | MIA |
| - | - | - | - | - | - | - | 22 | ORL |
| - | - | - | - | - | - | - | 83 | DAL |
| - | - | - | - | - | - | - | 38 | SFO |
| - | - | - | - | - | - | - | 55 | LAX |
| - | - | - | - | - | - | - | 18 | ANC |
| - | - | - | - | - | - | - | 21 | FAI |
| - | - | - | - | - | - | - | 21 | MEXIKO |
| - | - | - | - | - | - | - | 17 | DARUNTER: MEX |
| - | 2 | - | - | - | - | - | 9 | KUBA |
| - | - | - | - | - | - | - | 2 | BAHAMAS |
| - | - | - | - | - | - | - | 28 | DOMINIK. REP. |
| - | - | - | - | - | - | - | 20 | DARUNTER: *DO |
| - | - | - | - | - | - | - | 8 | ANTIGUA- BARB. |
| - | - | - | - | - | - | - | 2 | BARBADOS |
| - | - | - | - | - | - | - | 2 | NIED. ANTILLEN |
| - | - | - | - | - | - | - | 4 | ST. LUCIA |
| - | - | - | - | - | - | - | 5 | SONST. WESTIN. |
| - | - | - | - | - | - | - | 8 | KOLUMBIEN |
| - | - | - | - | - | - | - | 27 | VENEZUELA |
| - | - | - | - | - | - | - | 19 | DARUNTER: CCS |
| - | - | - | - | - | - | - | 42 | BRASILLEN |
| - | - | - | - | - | - | - | 15 | DARUNTER: RIO |
| - | - | - | - | - | - | - | 21 | SAO |
| - | - | - | - | - | - | - | 9 | ARGENTINIEN |
| 22 | 5 | - | - | - | - | - | 1 658 | A M E R I K A |
| - | - | - | - | - | - | - | 8 | LIBANON |
| - | 7 | - | - | - | - | - | 112 | ISRAEL |
| - | 7 | - | - | - | - | - | 111 | DARUNTER: TLV |
| - | - | - | - | - | - | - | 3 | JORDANIEN |
| - | - | - | - | - | - | - | 31 | SYRIEN |
| - | - | - | - | - | - | - | 26 | DARUNTER: DAM |
| - | - | - | - | - | - | - | 40 | IRAN |
| - | - | - | - | - | - | - | 39 | DARUNTER: THR |
| - | - | - | - | - | - | - | 1 | KUWEIT |
| - | - | - | - | - | - | - | 43 | BAHRAIN |
| - | - | - | - | - | - | - | 43 | DARUNTER: BAH |
| - | - | - | - | - | - | - | 9 | KATAR |
| - | 1 | - | - | - | - | - | 55 | SAUDI- ARAB. |
| - | 1 | - | - | - | - | - | 25 | DARUNTER: JED |
| - | - | - | - | - | - | - | 27 | RUH |
| - | - | - | - | - | - | - | 1 | JEMEN |
| - | - | - | - | - | - | - | 134 | V. A. EMIRATE |
| - | - | - | - | - | - | - | 16 | DARUNTER: SHJ |
| - | - | - | - | - | - | - | 99 | DXB |
| - | - | - | - | - | - | - | 19 | AUH |
| - | - | - | - | - | - | - | 39 | PAKISTAN |
| - | - | - | - | - | - | - | 29 | DARUNTER: KHI |
| - | - | - | - | - | - | - | 1 | BANGLADESCH |
| - | - | - | - | - | - | - | 84 | INDIEN |
| - | - | - | - | - | - | - | 47 | DARUNTER: DEL |
| - | - | - | - | - | - | - | 37 | BOM |
| - | - | - | - | - | - | - | 1 | NEPAL |
| - | - | - | - | - | - | - | 4 | SRI LANKA |
| - | - | - | - | - | - | - | 8 | MALEDIVEN |
| - | - | - | - | - | - | - | 89 | THAILAND |
| - | - | - | - | - | - | - | 89 | DARUNTER: BKK |
| - | - | - | - | - | - | - | 38 | SINGAPUR |
| - | - | - | - | - | - | - | 38 | DARUNTER: SIN |
| - | - | - | - | - | - | - | 60 | HONGKONG (BRIT) |
| - | - | - | - | - | - | - | 60 | DARUNTER: HKG |
| - | - | - | - | - | - | - | 60 | JAPAN |
| - | - | - | - | - | - | - | 60 | DARUNTER: TYO |
| - | - | - | - | - | - | - | 26 | KOREA REP. |
| - | - | - | - | - | - | - | 26 | DARUNTER: SEL |
| - | 1 | - | - | - | - | - | 1 | KOREA DEM. VR |
| - | 3 | - | - | - | - | - | 29 | CHINA |

8 FLUGBEWEGUNGEN

 8. 2 VERFLECHTUNG IM VERKEHR

 8. 2. 1 STARTS

| NACH STRECKENZIPELLAND | | VON STRECKEN | | | | | | | | |
|-----------------------------|------------------|-------------------|-----------------|----------------------|---------------------|--------------------|--------------------|--------------------|-------------------|--|
| BZW. ----- FLUGPLATZ | HAMBURG (HAM) | HANNOVER (HAJ) | BREMEN (BRE) | DUESSELDORF (DUS) | KOELN/BONN (CGN) | FRANKFURT (FRA) | STUTTGART (STR) | NUERNBERG (NUE) | MUENCHEN (MUC) | |
| STARTS | | | | | | | | | | |
| INSGESAMT | | | | | | | | | | |
| DARUNTER: PEK | - | - | - | - | - | 26 | - | - | - | |
| A S I E N | 3 | - | - | 2 | 24 | 778 | 4 | - | 54 | |
| I N S G E S A M T .. | 2 362 | 1 109 | 325 | 4 079 | 1 768 | 9 579 | 1 993 | 731 | 3 886 | |

JUNI 1991

MIT GEBIETEN AUSSERHALB DES BUNDESGBIETES

| HERKUNFTSFLUGPLATZ | | | | | | | NACH STRECKENZIELLAND | |
|----------------------|-------|-----------------------|-----------------------|------------------|------------------|----------|-----------------------|---|
| B E R L I N (TXL) | (SXF) | SAARBRUECKEN (SCN) | MUENSTER/OSN (FMO) | LEIPZIG (LEJ) | DRESDEN (DRS) | SONSTIGE | INSGESAMT | BZW. ----- FLUGPLATZ |
| - | 3 | - | - | - | - | - | 29 | STARTS ----- INSGESAMT ----- DARUNTER:PEK |
| - | 12 | - | - | - | - | - | 877 | A S I E N |
| 1 674 | 537 | 81 | 116 | 72 | 79 | 4 | 28 395 | I N S G E S A M T |

Fachserie 8: Verkehr

Reihe 1: Güterverkehr der Verkehrszweige

Im Vierteljahresbericht werden die Ergebnisse der Gütertransportstatistiken (vor allem beförderte Tonnen nach Versand und Empfang) vergleichend dargestellt. Während für die Verkehrszweige Seeschifffahrt und Luftfahrt nur wichtige Eckdaten enthalten sind, werden die drei Landverkehrsträger Eisenbahn, Straße und Binnenschifffahrt ausführlich im Vergleich nachgewiesen. Die Ergebnisse werden nach Gütergruppen, Verkehrsbezirken und Hauptverkehrsbeziehungen differenziert. Ferner wird der Verkehr in Rohrfernleitungen dargestellt.

Der Jahresbericht ist wesentlich tiefer gegliedert. In ihm sind zusätzlich lange Reihen zur Güterverkehrsentwicklung und Tabellen zum Güterverkehr nach Entfernungsstufen und zur tonnenkilometrischen Leistung enthalten. Die Darstellung der Güterverflechtung nach Verkehrsgebieten untereinander und der Grenzüberschreitende Verkehr nach Verkehrsbezirken im Ausland nimmt breiten Raum ein. Außerdem wird eine Verflechtungstabelle zum Durchgangsverkehr nachgewiesen.

Reihe 2: Eisenbahnverkehr

In monatlicher Erscheinungsfolge werden für den öffentlichen schienengebundenen Verkehr der Deutschen Bundesbahn und der nichtbundeseigenen Eisenbahnen die wichtigsten Zahlen über Verkehrsleistungen und Verkehrseinnahmen im Personen- und Güterverkehr nachgewiesen. Regional sind die Ergebnisse des Güterverkehrs nach Hauptverkehrsbeziehungen Verkehrsgebieten und -bezirken aufgeschlüsselt.

Im Jahresbericht werden – neben tiefer gegliederten Ergebnissen – Angaben über die Struktur der Unternehmen, den Bestand an Verkehrsmitteln und -einrichtungen sowie über Bahnbetriebsunfälle mit Personenschaden ausgewiesen. Ferner finden sich Angaben über den Personalbestand nach dem Beschäftigungsverhältnis und den betrieblichen Einsatz.

Reihe 3: Straßenpersonenverkehr

Der Vierteljahresbericht enthält Angaben über die Betriebs- und Verkehrsleistungen (Wagenkilometer, beförderte Personen, Personenkilometer) sowie die umsatzsteuerpflichtigen Einnahmen (ohne Einnahmen aus dem Freigestellten Schulerverkehr) der Straßenverkehrsunternehmen (ohne Kleinunternehmen mit weniger als 6 Bussen) im Berichtsvierteljahr.

Im Jahresbericht sind entsprechende Nachweisungen für das Berichtsjahr enthalten; zusätzlich werden für alle Unternehmen Vorjahresergebnisse über die Umsätze einschließlich der Einnahmen aus dem Freigestellten Schulerverkehr und der Ausgleichszahlungen der öffentlichen Hand für Beförderungen von Schwerbehinderten und Schülern (Ausbildungsverkehr) und der Vergütungen für durchgeführte Auftragsfahrten dargestellt. Außerdem werden Strukturdaten der Unternehmen am Stichtag des Berichtsjahres (Linien- und Fahrzeugbestände, Personal) nachgewiesen.

Reihe 4: Binnenschifffahrt

Die monatlichen Nachweisungen erstrecken sich auf den Güterverkehr auf Binnenwasserstraßen, den Güterumschlag in Binnenhäfen, den Verkehr an Grenzzoll- und Übergangsstellen, den Durchgangsverkehr, den Güterverkehr der Bundesländer nach Hauptverkehrsbeziehungen sowie an ausgewählten Schleusen.

Der Jahresbericht enthält weitergehende Nachweisungen des Güterverkehrs nach Verkehrsbezirken. Außerdem werden Unternehmen, deren verfügbare Schiffe, Beschäftigte und Umsätze in der Binnenschifffahrt, der Bestand an Binnenschiffen der Bundesrepublik Deutschland sowie Schiffsunfälle dargestellt.

Reihe 5: Seeschifffahrt

Im Monatsbericht werden Schiffs- und Güterverkehr über See nach Häfen, Flaggen und Verkehrsrichtungen, der Verkehr auf dem Nord-Ostsee-Kanal, der Containerverkehr über See mit Häfen außerhalb des Bundesgebietes und der Bestand an Seeschiffen unter der Flagge der Bundesrepublik Deutschland nachgewiesen.

Der Jahresbericht enthält weitergehende Nachweisungen sowie zusätzlich die Aufteilung des Güterverkehrs nach Verkehrsbezirken und Angaben über das Bordpersonal.

Reihe 6: Luftverkehr

Der Monatsbericht umfaßt den Personen-, Güter- und Postverkehr mit Luftfahrzeugen sowie Starts und Landungen nach Flughäfen. Diese Ergebnisse sind im Jahresbericht differenzierter aufgliedert, wobei zusätzlich noch Angaben aus der Unternehmensstatistik (Unternehmen, Beschäftigte, Luftfahrzeugbestand, Umsatz) und über den nichtgewerblichen Luftverkehr gebracht werden.

Reihe 7: Verkehrsunfälle

Der Monatsbericht (ca. 30 Seiten) enthält Angaben über Unfälle nach Straßenarten, Unfallarten und -typen, Kalendertagen, Ländern, Großstädten sowie über Verunglückte und Unfallbeteiligte nach Art der Verkehrsteilnahme. Ferner sind Unfallursachen und Unfälle des Auslandes dargestellt. Dabei werden die aktuellsten Monatsergebnisse mit dem kumulierten Jahresteil und die vergleichbaren Zeitabschnitte des Vorjahres nachgewiesen.

Der Jahresbericht mit rd. 250 Seiten ist wesentlich tiefer gegliedert und bringt Angaben über Unfälle und Verunglückte nach Unfallart und -typ, nach Straßenart und Ortslage, nach Monat, nach Unfallverursachung unterschieden nach dem Geschlecht und den Unfallursachen (Fehlverhalten der Verkehrsteilnehmer sowie technische Mängel und andere Ursachen). Ab 1985 sind auch Auswertungen über Alkoholunfälle und deren Folgen, Autobahnunfälle, Lichtverhältnisse und Straßenzustand zum Unfallzeitpunkt sowie über das Fehlverhalten der Fahrzeugführer und ihrem Alter enthalten.

Die Entwicklung des Unfallgeschehens wird in einer Vielzahl von Zeitreihen für die wichtigsten Unfallmerkmale verdeutlicht. Angaben für über 100 Länder sind im internationalen Teil zusammengestellt. Methodische Erläuterungen und Bezugswerte zum Unfallgeschehen (Bevölkerung, Straßenlänge, Fahrzeugbestände, Fahrleistungen, Gurtanlagequoten usw.) sind im Anhang aufgeführt.

Systematiken

Systematik der Wirtschaftszweige mit Erläuterungen, Ausgabe 1979

Güterverzeichnis für die Verkehrsstatistik, Ausgabe 1969

Verzeichnis der Verkehrsbezirke und Häfen, Ausgabe 1980



STATISTISCHES BUNDESAMT
GUSTAV-STRESEMANN-RING 11
6200 WIESBADEN 1

Veröffentlichungen und Prospekte sind durch den Verlag METZLER-POESCHEL, Verlagsauslieferung Hermann Leins Postfach 11 52, 7408 Kusterdingen, erhältlich.